

GOMOS Level 2 Daily Report

SUMMARY

[1. General Info](#)

[2. Summary of processed GOM_NL_2P products](#)

[3. Level 2 Quality information per product](#)

[3.1 Plot of level 2 quality information per product \(time dependant\)](#)

[3.2 Plot of level 2 quality information per product \(world map\)](#)

[4. Level 1 Quality information per product \(stored on level 2 products\)](#)

[4.1 Plot of level 1 quality information per product \(time dependant\)](#)

[4.1.1 Plot of level 1 quality information per product \(time dependant\): ASCENDING](#)

[4.1.2 Plot of level 1 quality information per product \(time dependant\): DESCENDING](#)

[4.2 Plot of level 1 quality information per product \(world map\)](#)

[4.2.1 Plot of level 1 quality information per product \(world map\): ASCENDING](#)

[4.2.2 Plot of level 1 quality information per product \(world map\): DESCENDING](#)

[5. Ozone profiles based on quality statistics and other trace gas profiles](#)

[5.1 Ozone statistics based on quality of products](#)

[5.2 Plot ozone profiles for all STD \(dark without errors\)](#)

[5.3 Plot ozone profiles where STD < 20% \(dark without errors\)](#)

[5.4. Plot ozone profiles where STD < 10% \(dark without errors\)](#)

[5.5. Plot ozone profiles where STD < 5% \(dark without errors\)](#)

[5.6 Plot NO2 profiles for all STD \(dark without errors\)](#)

[5.7 Plot NO3 profiles for all STD \(dark without errors\)](#)

[5.8 Plot H2O profiles \(only for occultations of stars 1,2,3,4,13,14,16,26,63 dark without errors\) for all STD](#)

[6. Auxiliary Data Files used for the production reported in section 2](#)

This report presents the daily analysis on parameters extracted from GOMOS level 2 data (GOM_NL__2P). It is intended to monitor some important parameters that will impact the quality of these products. A list of level 2 products (and content) that have arrived during the reporting day to the PCF is also given.

Item	Value
Time of report generation	23APR2013 21:26:20
Data source version	GOMOS/6.01
Start time of products	18-05-2006 (18MAY2006 00:00:00)
Stop time of products	19-05-2006 (19MAY2006 00:00:00)
Store outputs in DB	Yes
Nb of level 2 prods	291
Nb of prods with errors	0

2. Summary of processed GOM_NL__2P products.

Nr	Filename	UTC Start time	Limb	Duration	Star Id	Star Name	Star Mag	Star Temp	Nb Meas	Orbit	Prod. error
1	GOM_NL__2PRFIN20060518_000242_000000382047_00431_22028_9973.N1	18-MAY-2006 00:02:42	Bright	37.500	76	27Gam Cas	2.3000	30000.	75	22028	No
2	GOM_NL__2PRFIN20060518_000356_000000362047_00431_22028_9974.N1	18-MAY-2006 00:03:56	Bright	35.500	68	18Alp Cas	2.2250	4500.0	71	22028	No
3	GOM_NL__2PRFIN20060518_001223_000000472047_00431_22028_9975.N1	18-MAY-2006 00:12:23	Twilight	46.500	58	21Alp And	2.0730	11000.	93	22028	No
4	GOM_NL__2PRFIN20060518_001636_000000422047_00431_22028_9976.N1	18-MAY-2006 00:16:36	Dark	41.500	140	88Gam Peg	2.8340	26000.	83	22028	No
5	GOM_NL__2PRFIN20060518_003206_000000512047_00431_22028_9977.N1	18-MAY-2006 00:32:06	Dark	51.000	18	24Alp PsA	1.1660	9700.0	102	22028	No
6	GOM_NL__2PRFIN20060518_003622_000000552047_00431_22028_9978.N1	18-MAY-2006 00:36:22	Dark	55.000	63	Bet Gru	2.1500	2800.0	110	22028	No
7	GOM_NL__2PRFIN20060518_003754_000000422047_00432_22029_0139.N1	18-MAY-2006 00:37:54	Dark	42.000	31	Alp Gru	1.7340	15200.	84	22029	No
8	GOM_NL__2PRFIN20060518_004326_000000412047_00432_22029_0140.N1	18-MAY-2006 00:43:26	Dark	41.000	45	Alp Pav	1.9400	26000.	82	22029	No
9	GOM_NL__2PRFIN20060518_005032_000000432047_00432_22029_0141.N1	18-MAY-2006 00:50:32	Straylight	42.500	141	Bet Ara	2.8400	4600.0	85	22029	No
10	GOM_NL__2PRFIN20060518_005309_000000542047_00432_22029_0142.N1	18-MAY-2006 00:53:09	Straylight	53.500	40	The Sco	1.8590	7100.0	107	22029	No
11	GOM_NL__2PRFIN20060518_005501_000000492047_00432_22029_0143.N1	18-MAY-2006 00:55:01	Straylight	49.000	25	35Lam Sco	1.6200	28000.	98	22029	No
12	GOM_NL__2PRFIN20060518_005717_000000522047_00432_22029_0144.N1	18-MAY-2006 00:57:17	Twilight	51.500	75	26Eps Sco	2.2910	4250.0	103	22029	No
13	GOM_NL__2PRFIN20060518_010019_000000642047_00432_22029_0145.N1	18-MAY-2006 01:00:19	Twilight	64.000	16	21Alp Sco	1.0200	3000.0	128	22029	No
14	GOM_NL__2PRFIN20060518_010251_000000462047_00432_22029_0146.N1	18-MAY-2006 01:02:51	Bright	45.500	97	8Bet1Sco	2.5610	30000.	91	22029	No
15	GOM_NL__2PRFIN20060518_010439_000000382047_00432_22029_0147.N1	18-MAY-2006 01:04:39	Bright	37.500	122	9Alp2Lib	2.7470	9700.0	75	22029	No
16	GOM_NL__2PRFIN20060518_010629_000000402047_00432_22029_0148.N1	18-MAY-2006 01:06:29	Bright	39.500	104	27Bet Lib	2.6140	13100.	79	22029	No
17	GOM_NL__2PRFIN20060518_011140_000000432047_00432_22029_0149.N1	18-MAY-2006 01:11:40	Bright	42.500	102	24Alp Ser	2.6000	4250.0	85	22029	No
18	GOM_NL__2PRFIN20060518_011718_000000402047_00432_22029_0150.N1	18-MAY-2006 01:17:18	Bright	39.500	83		2.3780	11000.	79	22029	No
19	GOM_NL__2PRFIN20060518_012027_000000352047_00432_22029_0151.N1	18-MAY-2006 01:20:27	Bright	35.000	180	27Gam Boo	3.0400	8000.0	70	22029	No
20	GOM_NL__2PRFIN20060518_012900_000000402047_00432_22029_0152.N1	18-MAY-2006 01:29:00	Bright	40.000	119	14Eta Dra	2.7270	4700.0	80	22029	No
21	GOM_NL__2PRFIN20060518_013040_000000352047_00432_22029_0153.N1	18-MAY-2006 01:30:40	Bright	34.500	60	7Bet UMi	2.0810	3950.0	69	22029	No
22	GOM_NL__2PRFIN20060518_014318_000000362047_00432_22029_0154.N1	18-MAY-2006 01:43:18	Bright	35.500	76	27Gam Cas	2.3000	30000.	71	22029	No
23	GOM_NL__2PRFIN20060518_014432_000000352047_00432_22029_0155.N1	18-MAY-2006 01:44:32	Bright	35.000	68	18Alp Cas	2.2250	4500.0	70	22029	No
24	GOM_NL__2PRFIN20060518_015259_000000462047_00432_22029_0156.N1	18-MAY-2006 01:52:59	Twilight	45.500	58	21Alp And	2.0730	11000.	91	22029	No
25	GOM_NL__2PRFIN20060518_015712_000000432047_00432_22029_0157.N1	18-MAY-2006 01:57:12	Dark	43.000	140	88Gam Peg	2.8340	26000.	86	22029	No
26	GOM_NL__2PRFIN20060518_021243_000000492047_00432_22029_0158.N1	18-MAY-2006 02:12:43	Dark	49.000	18	24Alp PsA	1.1660	9700.0	98	22029	No
27	GOM_NL__2PRFIN20060518_021659_000000582047_00432_22029_0159.N1	18-MAY-2006 02:16:59	Dark	58.000	63	Bet Gru	2.1500	2800.0	116	22029	No
28	GOM_NL__2PRFIN20060518_021831_000000432047_00433_22030_0084.N1	18-MAY-2006 02:18:31	Dark	42.500	31	Alp Gru	1.7340	15200.	85	22030	No
29	GOM_NL__2PRFIN20060518_022402_000000432047_00433_22030_0085.N1	18-MAY-2006 02:24:02	Dark	42.500	45	Alp Pav	1.9400	26000.	85	22030	No
30	GOM_NL__2PRFIN20060518_023108_000000422047_00433_22030_0086.N1	18-MAY-2006 02:31:08	Straylight	41.500	141	Bet Ara	2.8400	4600.0	83	22030	No
31	GOM_NL__2PRFIN20060518_023346_000000482047_00433_22030_0087.N1	18-MAY-2006 02:33:46	Straylight	47.500	40	The Sco	1.8590	7100.0	95	22030	No
32	GOM_NL__2PRFIN20060518_023537_000000552047_00433_22030_0088.N1	18-MAY-2006 02:35:37	Straylight	55.000	25	35Lam Sco	1.6200	28000.	110	22030	No
33	GOM_NL__2PRFIN20060518_023753_000000522047_00433_22030_0089.N1	18-MAY-2006 02:37:53	Twilight	52.000	75	26Eps Sco	2.2910	4250.0	104	22030	No
34	GOM_NL__2PRFIN20060518_024055_000000602047_00433_22030_0090.N1	18-MAY-2006 02:40:55	Twilight	60.000	16	21Alp Sco	1.0200	3000.0	120	22030	No
35	GOM_NL__2PRFIN20060518_024328_000000432047_00433_22030_0091.N1	18-MAY-2006 02:43:28	Bright	43.000	97	8Bet1Sco	2.5610	30000.	86	22030	No
36	GOM_NL__2PRFIN20060518_024516_000000362047_00433_22030_0092.N1	18-MAY-2006 02:45:16	Bright	36.000	122	9Alp2Lib	2.7470	9700.0	72	22030	No
37	GOM_NL__2PRFIN20060518_024705_000000392047_00433_22030_0093.N1	18-MAY-2006 02:47:05	Bright	39.000	104	27Bet Lib	2.6140	13100.	78	22030	No
38	GOM_NL__2PRFIN20060518_025216_000000432047_00433_22030_0094.N1	18-MAY-2006 02:52:16	Bright	42.500	102	24Alp Ser	2.6000	4250.0	85	22030	No
39	GOM_NL__2PRFIN20060518_025754_000000402047_00433_22030_0095.N1	18-MAY-2006 02:57:54	Bright	39.500	83		2.3780	11000.	79	22030	No
40	GOM_NL__2PRFIN20060518_030103_000000362047_00433_22030_0096.N1	18-MAY-2006 03:01:03	Bright	36.000	180	27Gam Boo	3.0400	8000.0	72	22030	No
41	GOM_NL__2PRFIN20060518_030935_000000412047_00433_22030_0097.N1	18-MAY-2006 03:09:35	Bright	40.500	119	14Eta Dra	2.7270	4700.0	81	22030	No
42	GOM_NL__2PRFIN20060518_031116_000000332047_00433_22030_0098.N1	18-MAY-2006 03:11:16	Bright	32.500	60	7Bet UMi	2.0810	3950.0	65	22030	No

43	GOM_NL__2PRFIN20060518_032354_000000342047_00433_22030_0099.N1	18-MAY-2006 03:23:54	Bright	33.500	76	27Gam Cas	2.3000	30000.	67	22030	No
44	GOM_NL__2PRFIN20060518_032507_000000342047_00433_22030_0100.N1	18-MAY-2006 03:25:07	Bright	34.000	68	18Alp Cas	2.2250	4500.0	68	22030	No
45	GOM_NL__2PRFIN20060518_033335_000000452047_00433_22030_0101.N1	18-MAY-2006 03:33:35	Tw_i_and_stray	44.500	58	21Alp And	2.0730	11000.	89	22030	No
46	GOM_NL__2PRFIN20060518_033748_000000442047_00433_22030_0102.N1	18-MAY-2006 03:37:48	Dark	43.500	140	88Gam Peg	2.8340	26000.	87	22030	No
47	GOM_NL__2PRFIN20060518_035320_000000502047_00433_22030_0103.N1	18-MAY-2006 03:53:20	Dark	49.500	18	24Alp PsA	1.1660	9700.0	99	22030	No
48	GOM_NL__2PRFIN20060518_035736_000000582047_00433_22030_0104.N1	18-MAY-2006 03:57:36	Dark	58.000	63	Bet Gru	2.1500	2800.0	116	22030	No
49	GOM_NL__2PRFIN20060518_035908_000000452047_00434_22031_0089.N1	18-MAY-2006 03:59:08	Dark	44.500	31	Alp Gru	1.7340	15200.	89	22031	No
50	GOM_NL__2PRFIN20060518_040439_000000412047_00434_22031_0090.N1	18-MAY-2006 04:04:39	Dark	41.000	45	Alp Pav	1.9400	26000.	82	22031	No
51	GOM_NL__2PRFIN20060518_041145_000000402047_00434_22031_0091.N1	18-MAY-2006 04:11:45	Straylight	39.500	141	Bet Ara	2.8400	4600.0	79	22031	No
52	GOM_NL__2PRFIN20060518_041422_000000532047_00434_22031_0092.N1	18-MAY-2006 04:14:22	Straylight	52.500	40	The Sco	1.8590	7100.0	105	22031	No
53	GOM_NL__2PRFIN20060518_041614_000000562047_00434_22031_0093.N1	18-MAY-2006 04:16:14	Straylight	55.500	25	35Lam Sco	1.6200	28000.	111	22031	No
54	GOM_NL__2PRFIN20060518_041829_000000522047_00434_22031_0094.N1	18-MAY-2006 04:18:29	Tw_i_and_stray	51.500	75	26Eps Sco	2.2910	4250.0	103	22031	No
55	GOM_NL__2PRFIN20060518_042131_000000562047_00434_22031_0095.N1	18-MAY-2006 04:21:31	Tw_i_and_stray	56.000	16	21Alp Sco	1.0200	3000.0	112	22031	No
56	GOM_NL__2PRFIN20060518_042404_000000442047_00434_22031_0096.N1	18-MAY-2006 04:24:04	Bright	44.000	97	8Bet1Sco	2.5610	30000.	88	22031	No
57	GOM_NL__2PRFIN20060518_042552_000000372047_00434_22031_0097.N1	18-MAY-2006 04:25:52	Bright	37.000	122	9Alp2Lib	2.7470	9700.0	74	22031	No
58	GOM_NL__2PRFIN20060518_042741_000000382047_00434_22031_0098.N1	18-MAY-2006 04:27:41	Bright	38.000	104	27Bet Lib	2.6140	13100.	76	22031	No
59	GOM_NL__2PRFIN20060518_043252_000000452047_00434_22031_0099.N1	18-MAY-2006 04:32:52	Bright	44.500	102	24Alp Ser	2.6000	4250.0	89	22031	No
60	GOM_NL__2PRFIN20060518_043830_000000372047_00434_22031_0100.N1	18-MAY-2006 04:38:30	Bright	37.000	83		2.3780	11000.	74	22031	No
61	GOM_NL__2PRFIN20060518_044139_000000352047_00434_22031_0101.N1	18-MAY-2006 04:41:39	Bright	35.000	180	27Gam Boo	3.0400	8000.0	70	22031	No
62	GOM_NL__2PRFIN20060518_045011_000000412047_00434_22031_0102.N1	18-MAY-2006 04:50:11	Bright	40.500	119	14Eta Dra	2.7270	4700.0	81	22031	No
63	GOM_NL__2PRFIN20060518_045152_000000372047_00434_22031_0103.N1	18-MAY-2006 04:51:52	Bright	36.500	60	7Bet UMi	2.0810	3950.0	73	22031	No
64	GOM_NL__2PRFIN20060518_050430_000000532047_00434_22031_0104.N1	18-MAY-2006 05:04:30	Bright	53.000	76	27Gam Cas	2.3000	30000.	106	22031	No
65	GOM_NL__2PRFIN20060518_050544_000000372047_00434_22031_0105.N1	18-MAY-2006 05:05:44	Bright	37.000	68	18Alp Cas	2.2250	4500.0	74	22031	No
66	GOM_NL__2PRFIN20060518_051412_000000452047_00434_22031_0106.N1	18-MAY-2006 05:14:12	Tw_i_and_stray	45.000	58	21Alp And	2.0730	11000.	90	22031	No
67	GOM_NL__2PRFIN20060518_051825_000000442047_00434_22031_0107.N1	18-MAY-2006 05:18:25	Dark	43.500	140	88Gam Peg	2.8340	26000.	87	22031	No
68	GOM_NL__2PRFIN20060518_053356_000000512047_00434_22031_0108.N1	18-MAY-2006 05:33:56	Dark	50.500	18	24Alp PsA	1.1660	9700.0	101	22031	No
69	GOM_NL__2PRFIN20060518_053812_000000462047_00434_22031_0109.N1	18-MAY-2006 05:38:12	Dark	46.000	63	Bet Gru	2.1500	2800.0	92	22031	No
70	GOM_NL__2PRFIN20060518_053944_000000432047_00435_22032_0086.N1	18-MAY-2006 05:39:44	Dark	43.000	31	Alp Gru	1.7340	15200.	86	22032	No
71	GOM_NL__2PRFIN20060518_054516_000000422047_00435_22032_0087.N1	18-MAY-2006 05:45:16	Dark	42.000	45	Alp Pav	1.9400	26000.	84	22032	No
72	GOM_NL__2PRFIN20060518_055221_000000522047_00435_22032_0088.N1	18-MAY-2006 05:52:21	Straylight	51.500	141	Bet Ara	2.8400	4600.0	103	22032	No
73	GOM_NL__2PRFIN20060518_055459_000000522047_00435_22032_0089.N1	18-MAY-2006 05:54:59	Straylight	51.500	40	The Sco	1.8590	7100.0	103	22032	No
74	GOM_NL__2PRFIN20060518_055651_000000522047_00435_22032_0090.N1	18-MAY-2006 05:56:51	Straylight	52.000	25	35Lam Sco	1.6200	28000.	104	22032	No
75	GOM_NL__2PRFIN20060518_055906_000000502047_00435_22032_0091.N1	18-MAY-2006 05:59:06	Tw_i_and_stray	50.000	75	26Eps Sco	2.2910	4250.0	100	22032	No
76	GOM_NL__2PRFIN20060518_060207_000000592047_00435_22032_0092.N1	18-MAY-2006 06:02:07	Tw_i_and_stray	58.500	16	21Alp Sco	1.0200	3000.0	117	22032	No
77	GOM_NL__2PRFIN20060518_060440_000000422047_00435_22032_0093.N1	18-MAY-2006 06:04:40	Bright	42.000	97	8Bet1Sco	2.5610	30000.	84	22032	No
78	GOM_NL__2PRFIN20060518_060628_000000382047_00435_22032_0094.N1	18-MAY-2006 06:06:28	Bright	37.500	122	9Alp2Lib	2.7470	9700.0	75	22032	No
79	GOM_NL__2PRFIN20060518_060817_000000382047_00435_22032_0095.N1	18-MAY-2006 06:08:17	Bright	37.500	104	27Bet Lib	2.6140	13100.	75	22032	No
80	GOM_NL__2PRFIN20060518_061328_000000452047_00435_22032_0096.N1	18-MAY-2006 06:13:28	Bright	44.500	102	24Alp Ser	2.6000	4250.0	89	22032	No
81	GOM_NL__2PRFIN20060518_061906_000000392047_00435_22032_0097.N1	18-MAY-2006 06:19:06	Bright	38.500	83		2.3780	11000.	77	22032	No
82	GOM_NL__2PRFIN20060518_062215_000000352047_00435_22032_0098.N1	18-MAY-2006 06:22:15	Bright	35.000	180	27Gam Boo	3.0400	8000.0	70	22032	No
83	GOM_NL__2PRFIN20060518_063047_000000402047_00435_22032_0099.N1	18-MAY-2006 06:30:47	Bright	40.000	119	14Eta Dra	2.7270	4700.0	80	22032	No
84	GOM_NL__2PRFIN20060518_063228_000000372047_00435_22032_0100.N1	18-MAY-2006 06:32:28	Bright	36.500	60	7Bet UMi	2.0810	3950.0	73	22032	No
85	GOM_NL__2PRFIN20060518_064506_000000332047_00435_22032_0101.N1	18-MAY-2006 06:45:06	Bright	32.500	76	27Gam Cas	2.3000	30000.	65	22032	No
86	GOM_NL__2PRFIN20060518_064620_000000372047_00435_22032_0102.N1	18-MAY-2006 06:46:20	Bright	36.500	68	18Alp Cas	2.2250	4500.0	73	22032	No
87	GOM_NL__2PRFIN20060518_065448_000000432047_00435_22032_0103.N1	18-MAY-2006 06:54:48	Tw_i_and_stray	42.500	58	21Alp And	2.0730	11000.	85	22032	No
88	GOM_NL__2PRFIN20060518_065901_000000442047_00435_22032_0104.N1	18-MAY-2006 06:59:01	Dark	44.000	140	88Gam Peg	2.8340	26000.	88	22032	No
89	GOM_NL__2PRFIN20060518_071433_000000512047_00435_22032_0105.N1	18-MAY-2006 07:14:33	Dark	50.500	18	24Alp PsA	1.1660	9700.0	101	22032	No
90	GOM_NL__2PRFIN20060518_071849_000000472047_00435_22032_0106.N1	18-MAY-2006 07:18:49	Dark	46.500	63	Bet Gru	2.1500	2800.0	93	22032	No
91	GOM_NL__2PRFIN20060518_072021_000000432047_00436_22033_0082.N1	18-MAY-2006 07:20:21	Dark	43.000	31	Alp Gru	1.7340	15200.	86	22033	No
92	GOM_NL__2PRFIN20060518_072553_000000412047_00436_22033_0083.N1	18-MAY-2006 07:25:53	Dark	41.000	45	Alp Pav	1.9400	26000.	82	22033	No
93	GOM_NL__2PRFIN20060518_073258_000000432047_00436_22033_0084.N1	18-MAY-2006 07:32:58	Straylight	42.500	141	Bet Ara	2.8400	4600.0	85	22033	No
94	GOM_NL__2PRFIN20060518_073535_000000542047_00436_22033_0085.N1	18-MAY-2006 07:35:35	Straylight	53.500	40	The Sco	1.8590	7100.0	107	22033	No
95	GOM_NL__2PRFIN20060518_073727_000000512047_00436_22033_0086.N1	18-MAY-2006 07:37:27	Straylight	50.500	25	35Lam Sco	1.6200	28000.	101	22033	No
96	GOM_NL__2PRFIN20060518_073942_000000512047_00436_22033_0087.N1	18-MAY-2006 07:39:42	Tw_i_and_stray	51.000	75	26Eps Sco	2.2910	4250.0	102	22033	No
97	GOM_NL__2PRFIN20060518_074244_000000582047_00436_22033_0088.N1	18-MAY-2006 07:42:44	Tw_i_and_stray	57.500	16	21Alp Sco	1.0200	3000.0	115	22033	No
98	GOM_NL__2PRFIN20060518_074516_000000432047_00436_22033_0089.N1	18-MAY-2006 07:45:16	Bright	42.500	97	8Bet1Sco	2.5610	30000.	85	22033	No
99	GOM_NL__2PRFIN20060518_074704_000000372047_00436_22033_0090.N1	18-MAY-2006 07:47:04	Bright	37.000	122	9Alp2Lib	2.7470	9700.0	74	22033	No
100	GOM_NL__2PRFIN20060518_074853_000000392047_00436_22033_0091.N1	18-MAY-2006 07:48:53	Bright	39.000	104	27Bet Lib	2.6140	13100.	78	22033	No
101	GOM_NL__2PRFIN20060518_075403_000000442047_00436_22033_0092.N1	18-MAY-2006 07:54:03	Bright	43.500	102	24Alp Ser	2.6000	4250.0	87	22033	No

102	GOM_NL__2PRFIN20060518_075942_000000392047_00436_22033_0093.N1	18-MAY-2006 07:59:42	Bright	38.500	83		2.3780	11000.	77	22033	No
103	GOM_NL__2PRFIN20060518_080250_000000352047_00436_22033_0094.N1	18-MAY-2006 08:02:50	Bright	35.000	180	27Gam Boo	3.0400	8000.0	70	22033	No
104	GOM_NL__2PRFIN20060518_081122_000000422047_00436_22033_0095.N1	18-MAY-2006 08:11:22	Bright	41.500	119	14Eta Dra	2.7270	4700.0	83	22033	No
105	GOM_NL__2PRFIN20060518_081304_000000352047_00436_22033_0096.N1	18-MAY-2006 08:13:04	Bright	34.500	60	7Bet UMi	2.0810	3950.0	69	22033	No
106	GOM_NL__2PRFIN20060518_082542_000000352047_00436_22033_0097.N1	18-MAY-2006 08:25:42	Bright	34.500	76	27Gam Cas	2.3000	30000.	69	22033	No
107	GOM_NL__2PRFIN20060518_082656_000000402047_00436_22033_0098.N1	18-MAY-2006 08:26:56	Bright	39.500	68	18Alp Cas	2.2250	4500.0	79	22033	No
108	GOM_NL__2PRFIN20060518_083524_000000452047_00436_22033_0099.N1	18-MAY-2006 08:35:24	Twilight	44.500	58	21Alp And	2.0730	11000.	89	22033	No
109	GOM_NL__2PRFIN20060518_083937_000000422047_00436_22033_0100.N1	18-MAY-2006 08:39:37	Dark	42.000	140	88Gam Peg	2.8340	26000.	84	22033	No
110	GOM_NL__2PRFIN20060518_085510_000000542047_00436_22033_0101.N1	18-MAY-2006 08:55:10	Dark	54.000	18	24Alp PsA	1.1660	9700.0	108	22033	No
111	GOM_NL__2PRFIN20060518_085925_000000532047_00436_22033_0102.N1	18-MAY-2006 08:59:25	Dark	52.500	63	Bet Gru	2.1500	2800.0	105	22033	No
112	GOM_NL__2PRFIN20060518_090058_000000422047_00437_22034_0082.N1	18-MAY-2006 09:00:58	Dark	41.500	31	Alp Gru	1.7340	15200.	83	22034	No
113	GOM_NL__2PRFIN20060518_090629_000000412047_00437_22034_0083.N1	18-MAY-2006 09:06:29	Dark	40.500	45	Alp Pav	1.9400	26000.	81	22034	No
114	GOM_NL__2PRFIN20060518_091334_000000422047_00437_22034_0084.N1	18-MAY-2006 09:13:34	Straylight	42.000	141	Bet Ara	2.8400	4600.0	84	22034	No
115	GOM_NL__2PRFIN20060518_091612_000000482047_00437_22034_0085.N1	18-MAY-2006 09:16:12	Straylight	48.000	40	The Sco	1.8590	7100.0	96	22034	No
116	GOM_NL__2PRFIN20060518_091804_000000532047_00437_22034_0086.N1	18-MAY-2006 09:18:04	Straylight	53.000	25	35Lam Sco	1.6200	28000.	106	22034	No
117	GOM_NL__2PRFIN20060518_092018_000000522047_00437_22034_0087.N1	18-MAY-2006 09:20:18	Twilight	52.000	75	26Eps Sco	2.2910	4250.0	104	22034	No
118	GOM_NL__2PRFIN20060518_092320_000000602047_00437_22034_0088.N1	18-MAY-2006 09:23:20	Twilight	59.500	16	21Alp Sco	1.0200	3000.0	119	22034	No
119	GOM_NL__2PRFIN20060518_092552_000000432047_00437_22034_0089.N1	18-MAY-2006 09:25:52	Bright	43.000	97	8Bet1Sco	2.5610	30000.	86	22034	No
120	GOM_NL__2PRFIN20060518_092740_000000372047_00437_22034_0090.N1	18-MAY-2006 09:27:40	Bright	36.500	122	9Alp2Lib	2.7470	9700.0	73	22034	No
121	GOM_NL__2PRFIN20060518_092929_000000392047_00437_22034_0091.N1	18-MAY-2006 09:29:29	Bright	39.000	104	27Bet Lib	2.6140	13100.	78	22034	No
122	GOM_NL__2PRFIN20060518_093439_000000412047_00437_22034_0092.N1	18-MAY-2006 09:34:39	Bright	41.000	102	24Alp Ser	2.6000	4250.0	82	22034	No
123	GOM_NL__2PRFIN20060518_094017_000000362047_00437_22034_0093.N1	18-MAY-2006 09:40:17	Bright	35.500	83		2.3780	11000.	71	22034	No
124	GOM_NL__2PRFIN20060518_094326_000000362047_00437_22034_0094.N1	18-MAY-2006 09:43:26	Bright	35.500	180	27Gam Boo	3.0400	8000.0	71	22034	No
125	GOM_NL__2PRFIN20060518_095158_000000402047_00437_22034_0095.N1	18-MAY-2006 09:51:58	Bright	40.000	119	14Eta Dra	2.7270	4700.0	80	22034	No
126	GOM_NL__2PRFIN20060518_095339_000000372047_00437_22034_0096.N1	18-MAY-2006 09:53:39	Bright	36.500	60	7Bet UMi	2.0810	3950.0	73	22034	No
127	GOM_NL__2PRFIN20060518_100618_000000372047_00437_22034_0097.N1	18-MAY-2006 10:06:18	Bright	37.000	76	27Gam Cas	2.3000	30000.	74	22034	No
128	GOM_NL__2PRFIN20060518_100731_000000372047_00437_22034_0098.N1	18-MAY-2006 10:07:31	Bright	37.000	68	18Alp Cas	2.2250	4500.0	74	22034	No
129	GOM_NL__2PRFIN20060518_101600_000000472047_00437_22034_0099.N1	18-MAY-2006 10:16:00	Twilight	46.500	58	21Alp And	2.0730	11000.	93	22034	No
130	GOM_NL__2PRFIN20060518_102014_000000442047_00437_22034_0100.N1	18-MAY-2006 10:20:14	Dark	43.500	140	88Gam Peg	2.8340	26000.	87	22034	No
131	GOM_NL__2PRFIN20060518_103547_000000532047_00437_22034_0101.N1	18-MAY-2006 10:35:47	Dark	53.000	18	24Alp PsA	1.1660	9700.0	106	22034	No
132	GOM_NL__2PRFIN20060518_104002_000000422047_00437_22034_0102.N1	18-MAY-2006 10:40:02	Dark	41.500	63	Bet Gru	2.1500	2800.0	83	22034	No
133	GOM_NL__2PRFIN20060518_104134_000000442047_00438_22035_0082.N1	18-MAY-2006 10:41:34	Dark	44.000	31	Alp Gru	1.7340	15200.	88	22035	No
134	GOM_NL__2PRFIN20060518_104706_000000422047_00438_22035_0083.N1	18-MAY-2006 10:47:06	Dark	41.500	45	Alp Pav	1.9400	26000.	83	22035	No
135	GOM_NL__2PRFIN20060518_105411_000000412047_00438_22035_0084.N1	18-MAY-2006 10:54:11	Straylight	40.500	141	Bet Ara	2.8400	4600.0	81	22035	No
136	GOM_NL__2PRFIN20060518_105648_000000472047_00438_22035_0085.N1	18-MAY-2006 10:56:48	Straylight	46.500	40	The Sco	1.8590	7100.0	93	22035	No
137	GOM_NL__2PRFIN20060518_105840_000000502047_00438_22035_0086.N1	18-MAY-2006 10:58:40	Straylight	49.500	25	35Lam Sco	1.6200	28000.	99	22035	No
138	GOM_NL__2PRFIN20060518_110055_000000512047_00438_22035_0087.N1	18-MAY-2006 11:00:55	Twilight	51.000	75	26Eps Sco	2.2910	4250.0	102	22035	No
139	GOM_NL__2PRFIN20060518_110356_000000572047_00438_22035_0088.N1	18-MAY-2006 11:03:56	Twilight	57.000	16	21Alp Sco	1.0200	3000.0	114	22035	No
140	GOM_NL__2PRFIN20060518_110628_000000442047_00438_22035_0089.N1	18-MAY-2006 11:06:28	Bright	43.500	97	8Bet1Sco	2.5610	30000.	87	22035	No
141	GOM_NL__2PRFIN20060518_110817_000000372047_00438_22035_0090.N1	18-MAY-2006 11:08:17	Bright	36.500	122	9Alp2Lib	2.7470	9700.0	73	22035	No
142	GOM_NL__2PRFIN20060518_111005_000000392047_00438_22035_0091.N1	18-MAY-2006 11:10:05	Bright	38.500	104	27Bet Lib	2.6140	13100.	77	22035	No
143	GOM_NL__2PRFIN20060518_111515_000000422047_00438_22035_0092.N1	18-MAY-2006 11:15:15	Bright	41.500	102	24Alp Ser	2.6000	4250.0	83	22035	No
144	GOM_NL__2PRFIN20060518_112053_000000392047_00438_22035_0093.N1	18-MAY-2006 11:20:53	Bright	38.500	83		2.3780	11000.	77	22035	No
145	GOM_NL__2PRFIN20060518_112402_000000362047_00438_22035_0094.N1	18-MAY-2006 11:24:02	Bright	35.500	180	27Gam Boo	3.0400	8000.0	71	22035	No
146	GOM_NL__2PRFIN20060518_113233_000000412047_00438_22035_0095.N1	18-MAY-2006 11:32:33	Bright	41.000	119	14Eta Dra	2.7270	4700.0	82	22035	No
147	GOM_NL__2PRFIN20060518_113415_000000392047_00438_22035_0096.N1	18-MAY-2006 11:34:15	Bright	39.000	60	7Bet UMi	2.0810	3950.0	78	22035	No
148	GOM_NL__2PRFIN20060518_114654_000000342047_00438_22035_0097.N1	18-MAY-2006 11:46:54	Bright	34.000	76	27Gam Cas	2.3000	30000.	68	22035	No
149	GOM_NL__2PRFIN20060518_114807_000000352047_00438_22035_0098.N1	18-MAY-2006 11:48:07	Bright	34.500	68	18Alp Cas	2.2250	4500.0	69	22035	No
150	GOM_NL__2PRFIN20060518_115636_000000492047_00438_22035_0099.N1	18-MAY-2006 11:56:36	Twilight	48.500	58	21Alp And	2.0730	11000.	97	22035	No
151	GOM_NL__2PRFIN20060518_120050_000000442047_00438_22035_0100.N1	18-MAY-2006 12:00:50	Dark	43.500	140	88Gam Peg	2.8340	26000.	87	22035	No
152	GOM_NL__2PRFIN20060518_121623_000000522047_00438_22035_0101.N1	18-MAY-2006 12:16:23	Dark	51.500	18	24Alp PsA	1.1660	9700.0	103	22035	No
153	GOM_NL__2PRFIN20060518_122039_000000582047_00438_22035_0102.N1	18-MAY-2006 12:20:39	Dark	58.000	63	Bet Gru	2.1500	2800.0	116	22035	No
154	GOM_NL__2PRFIN20060518_122211_000000502047_00439_22036_9973.N1	18-MAY-2006 12:22:11	Dark	49.500	31	Alp Gru	1.7340	15200.	99	22036	No
155	GOM_NL__2PRFIN20060518_122742_000000432047_00439_22036_9974.N1	18-MAY-2006 12:27:42	Dark	42.500	45	Alp Pav	1.9400	26000.	85	22036	No
156	GOM_NL__2PRFIN20060518_123447_000000432047_00439_22036_9975.N1	18-MAY-2006 12:34:47	Straylight	42.500	141	Bet Ara	2.8400	4600.0	85	22036	No
157	GOM_NL__2PRFIN20060518_123725_000000482047_00439_22036_9976.N1	18-MAY-2006 12:37:25	Straylight	48.000	40	The Sco	1.8590	7100.0	96	22036	No
158	GOM_NL__2PRFIN20060518_123917_000000512047_00439_22036_9977.N1	18-MAY-2006 12:39:17	Straylight	50.500	25	35Lam Sco	1.6200	28000.	101	22036	No
159	GOM_NL__2PRFIN20060518_124131_000000492047_00439_22036_9978.N1	18-MAY-2006 12:41:31	Twilight	49.000	75	26Eps Sco	2.2910	4250.0	98	22036	No
160	GOM_NL__2PRFIN20060518_124432_000000552047_00439_22036_9979.N1	18-MAY-2006 12:44:32	Twilight	54.500	16	21Alp Sco	1.0200	3000.0	109	22036	No

161	GOM_NL__2PRFIN20060518_124704_000000422047_00439_22036_9980.N1	18-MAY-2006 12:47:04	Bright	41.500	97	8Bet1Sco	2.5610	30000.	83	22036	No
162	GOM_NL__2PRFIN20060518_125041_000000382047_00439_22036_9981.N1	18-MAY-2006 12:50:41	Bright	38.000	104	27Bet Lib	2.6140	13100.	76	22036	No
163	GOM_NL__2PRFIN20060518_125550_000000442047_00439_22036_9982.N1	18-MAY-2006 12:55:50	Bright	43.500	102	24Alp Ser	2.6000	4250.0	87	22036	No
164	GOM_NL__2PRFIN20060518_130129_000000392047_00439_22036_9983.N1	18-MAY-2006 13:01:29	Bright	38.500	83		2.3780	11000.	77	22036	No
165	GOM_NL__2PRFIN20060518_130438_000000372047_00439_22036_9984.N1	18-MAY-2006 13:04:38	Bright	37.000	180	27Gam Boo	3.0400	8000.0	74	22036	No
166	GOM_NL__2PRFIN20060518_131308_000000412047_00439_22036_9985.N1	18-MAY-2006 13:13:08	Bright	40.500	119	14Eta Dra	2.7270	4700.0	81	22036	No
167	GOM_NL__2PRFIN20060518_131451_000000402047_00439_22036_9986.N1	18-MAY-2006 13:14:51	Bright	39.500	60	7Bet UMi	2.0810	3950.0	79	22036	No
168	GOM_NL__2PRFIN20060518_132730_000000532047_00439_22036_9987.N1	18-MAY-2006 13:27:30	Bright	53.000	76	27Gam Cas	2.3000	30000.	106	22036	No
169	GOM_NL__2PRFIN20060518_132843_000000342047_00439_22036_9988.N1	18-MAY-2006 13:28:43	Bright	34.000	68	18Alp Cas	2.2250	4500.0	68	22036	No
170	GOM_NL__2PRFIN20060518_133712_000000452047_00439_22036_9989.N1	18-MAY-2006 13:37:12	Twi_and_stray	44.500	58	21Alp And	2.0730	11000.	89	22036	No
171	GOM_NL__2PRFIN20060518_134126_000000402047_00439_22036_9990.N1	18-MAY-2006 13:41:26	Dark	40.000	140	88Gam Peg	2.8340	26000.	80	22036	No
172	GOM_NL__2PRFIN20060518_135700_000000522047_00439_22036_9991.N1	18-MAY-2006 13:57:00	Dark	51.500	18	24Alp PsA	1.1660	9700.0	103	22036	No
173	GOM_NL__2PRFIN20060518_140115_000000432047_00439_22036_9992.N1	18-MAY-2006 14:01:15	Dark	43.000	63	Bet Gru	2.1500	2800.0	86	22036	No
174	GOM_NL__2PRFIN20060518_140248_000000442047_00440_22037_9975.N1	18-MAY-2006 14:02:48	Dark	43.500	31	Alp Gru	1.7340	15200.	87	22037	No
175	GOM_NL__2PRFIN20060518_140819_000000422047_00440_22037_9976.N1	18-MAY-2006 14:08:19	Dark	42.000	45	Alp Pav	1.9400	26000.	84	22037	No
176	GOM_NL__2PRFIN20060518_141523_000000442047_00440_22037_9977.N1	18-MAY-2006 14:15:23	Straylight	43.500	141	Bet Ara	2.8400	4600.0	87	22037	No
177	GOM_NL__2PRFIN20060518_141801_000000472047_00440_22037_9978.N1	18-MAY-2006 14:18:01	Straylight	46.500	40	The Sco	1.8590	7100.0	93	22037	No
178	GOM_NL__2PRFIN20060518_141953_000000492047_00440_22037_9979.N1	18-MAY-2006 14:19:53	Straylight	49.000	25	35Lam Sco	1.6200	28000.	98	22037	No
179	GOM_NL__2PRFIN20060518_142207_000000552047_00440_22037_9980.N1	18-MAY-2006 14:22:07	Twi_and_stray	55.000	75	26Eps Sco	2.2910	4250.0	110	22037	No
180	GOM_NL__2PRFIN20060518_142508_000000622047_00440_22037_9981.N1	18-MAY-2006 14:25:08	Twi_and_stray	61.500	16	21Alp Sco	1.0200	3000.0	123	22037	No
181	GOM_NL__2PRFIN20060518_142740_000000432047_00440_22037_9982.N1	18-MAY-2006 14:27:40	Bright	43.000	97	8Bet1Sco	2.5610	30000.	86	22037	No
182	GOM_NL__2PRFIN20060518_143117_000000382047_00440_22037_9983.N1	18-MAY-2006 14:31:17	Bright	38.000	104	27Bet Lib	2.6140	13100.	76	22037	No
183	GOM_NL__2PRFIN20060518_143626_000000422047_00440_22037_9984.N1	18-MAY-2006 14:36:26	Bright	42.000	102	24Alp Ser	2.6000	4250.0	84	22037	No
184	GOM_NL__2PRFIN20060518_144205_000000372047_00440_22037_9985.N1	18-MAY-2006 14:42:05	Bright	36.500	83		2.3780	11000.	73	22037	No
185	GOM_NL__2PRFIN20060518_144514_000000352047_00440_22037_9986.N1	18-MAY-2006 14:45:14	Bright	35.000	180	27Gam Boo	3.0400	8000.0	70	22037	No
186	GOM_NL__2PRFIN20060518_145344_000000402047_00440_22037_9987.N1	18-MAY-2006 14:53:44	Bright	39.500	119	14Eta Dra	2.7270	4700.0	79	22037	No
187	GOM_NL__2PRFIN20060518_145527_000000382047_00440_22037_9988.N1	18-MAY-2006 14:55:27	Bright	38.000	60	7Bet UMi	2.0810	3950.0	76	22037	No
188	GOM_NL__2PRFIN20060518_150806_000000332047_00440_22037_9989.N1	18-MAY-2006 15:08:06	Bright	33.000	76	27Gam Cas	2.3000	30000.	66	22037	No
189	GOM_NL__2PRFIN20060518_150919_000000342047_00440_22037_9990.N1	18-MAY-2006 15:09:19	Bright	33.500	68	18Alp Cas	2.2250	4500.0	67	22037	No
190	GOM_NL__2PRFIN20060518_151748_000000452047_00440_22037_9991.N1	18-MAY-2006 15:17:48	Twi_and_stray	45.000	58	21Alp And	2.0730	11000.	90	22037	No
191	GOM_NL__2PRFIN20060518_152203_000000412047_00440_22037_9992.N1	18-MAY-2006 15:22:03	Dark	40.500	140	88Gam Peg	2.8340	26000.	81	22037	No
192	GOM_NL__2PRFIN20060518_153737_000000502047_00440_22037_9993.N1	18-MAY-2006 15:37:37	Dark	50.000	18	24Alp PsA	1.1660	9700.0	100	22037	No
193	GOM_NL__2PRFIN20060518_154152_000000482047_00440_22037_9994.N1	18-MAY-2006 15:41:52	Dark	47.500	63	Bet Gru	2.1500	2800.0	95	22037	No
194	GOM_NL__2PRFIN20060518_154325_000000432047_00441_22038_9977.N1	18-MAY-2006 15:43:25	Dark	43.000	31	Alp Gru	1.7340	15200.	86	22038	No
195	GOM_NL__2PRFIN20060518_154856_000000422047_00441_22038_9978.N1	18-MAY-2006 15:48:56	Dark	41.500	45	Alp Pav	1.9400	26000.	83	22038	No
196	GOM_NL__2PRFIN20060518_155600_000000462047_00441_22038_9979.N1	18-MAY-2006 15:56:00	Straylight	46.000	141	Bet Ara	2.8400	4600.0	92	22038	No
197	GOM_NL__2PRFIN20060518_155838_000000502047_00441_22038_9980.N1	18-MAY-2006 15:58:38	Straylight	49.500	40	The Sco	1.8590	7100.0	99	22038	No
198	GOM_NL__2PRFIN20060518_160030_000000532047_00441_22038_9981.N1	18-MAY-2006 16:00:30	Straylight	53.000	25	35Lam Sco	1.6200	28000.	106	22038	No
199	GOM_NL__2PRFIN20060518_160244_000000522047_00441_22038_9982.N1	18-MAY-2006 16:02:44	Twi_and_stray	52.000	75	26Eps Sco	2.2910	4250.0	104	22038	No
200	GOM_NL__2PRFIN20060518_160545_000000632047_00441_22038_9983.N1	18-MAY-2006 16:05:45	Twi_and_stray	62.500	16	21Alp Sco	1.0200	3000.0	125	22038	No
201	GOM_NL__2PRFIN20060518_160816_000000432047_00441_22038_9984.N1	18-MAY-2006 16:08:16	Bright	43.000	97	8Bet1Sco	2.5610	30000.	86	22038	No
202	GOM_NL__2PRFIN20060518_161153_000000382047_00441_22038_9985.N1	18-MAY-2006 16:11:53	Bright	38.000	104	27Bet Lib	2.6140	13100.	76	22038	No
203	GOM_NL__2PRFIN20060518_161702_000000422047_00441_22038_9986.N1	18-MAY-2006 16:17:02	Bright	42.000	102	24Alp Ser	2.6000	4250.0	84	22038	No
204	GOM_NL__2PRFIN20060518_162241_000000372047_00441_22038_9987.N1	18-MAY-2006 16:22:41	Bright	37.000	83		2.3780	11000.	74	22038	No
205	GOM_NL__2PRFIN20060518_162549_000000352047_00441_22038_9988.N1	18-MAY-2006 16:25:49	Bright	34.500	180	27Gam Boo	3.0400	8000.0	69	22038	No
206	GOM_NL__2PRFIN20060518_163419_000000412047_00441_22038_9989.N1	18-MAY-2006 16:34:19	Bright	40.500	119	14Eta Dra	2.7270	4700.0	81	22038	No
207	GOM_NL__2PRFIN20060518_163603_000000352047_00441_22038_9990.N1	18-MAY-2006 16:36:03	Bright	34.500	60	7Bet UMi	2.0810	3950.0	69	22038	No
208	GOM_NL__2PRFIN20060518_164842_000000402047_00441_22038_9991.N1	18-MAY-2006 16:48:42	Bright	39.500	76	27Gam Cas	2.3000	30000.	79	22038	No
209	GOM_NL__2PRFIN20060518_164955_000000382047_00441_22038_9992.N1	18-MAY-2006 16:49:55	Bright	37.500	68	18Alp Cas	2.2250	4500.0	75	22038	No
210	GOM_NL__2PRFIN20060518_165824_000000432047_00441_22038_9993.N1	18-MAY-2006 16:58:24	Twi_and_stray	42.500	58	21Alp And	2.0730	11000.	85	22038	No
211	GOM_NL__2PRFIN20060518_170239_000000412047_00441_22038_9994.N1	18-MAY-2006 17:02:39	Dark	41.000	140	88Gam Peg	2.8340	26000.	82	22038	No
212	GOM_NL__2PRFIN20060518_171814_000000512047_00441_22038_9995.N1	18-MAY-2006 17:18:14	Dark	51.000	18	24Alp PsA	1.1660	9700.0	102	22038	No
213	GOM_NL__2PRFIN20060518_172228_000000562047_00441_22038_9996.N1	18-MAY-2006 17:22:28	Dark	55.500	63	Bet Gru	2.1500	2800.0	111	22038	No
214	GOM_NL__2PRFIN20060518_172401_000000442047_00442_22039_9978.N1	18-MAY-2006 17:24:01	Dark	44.000	31	Alp Gru	1.7340	15200.	88	22039	No
215	GOM_NL__2PRFIN20060518_172932_000000422047_00442_22039_9979.N1	18-MAY-2006 17:29:32	Dark	42.000	45	Alp Pav	1.9400	26000.	84	22039	No
216	GOM_NL__2PRFIN20060518_173636_000000402047_00442_22039_9980.N1	18-MAY-2006 17:36:36	Straylight	40.000	141	Bet Ara	2.8400	4600.0	80	22039	No
217	GOM_NL__2PRFIN20060518_173915_000000542047_00442_22039_9981.N1	18-MAY-2006 17:39:15	Straylight	53.500	40	The Sco	1.8590	7100.0	107	22039	No
218	GOM_NL__2PRFIN20060518_174106_000000492047_00442_22039_9982.N1	18-MAY-2006 17:41:06	Straylight	49.000	25	35Lam Sco	1.6200	28000.	98	22039	No
219	GOM_NL__2PRFIN20060518_174320_000000532047_00442_22039_9983.N1	18-MAY-2006 17:43:20	Twi_and_stray	52.500	75	26Eps Sco	2.2910	4250.0	105	22039	No

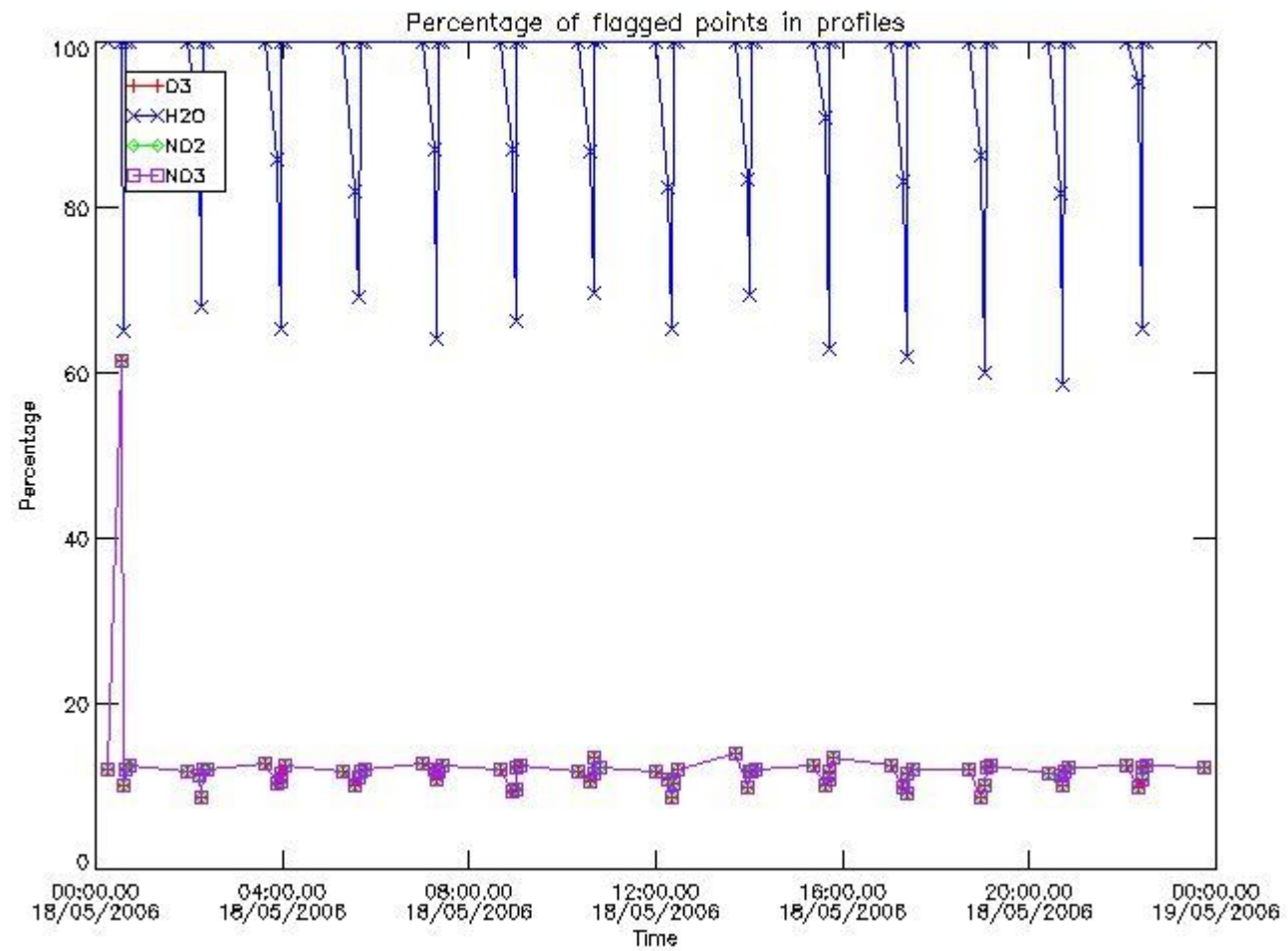
220	GOM_NL__2PRFIN20060518_174621_000000602047_00442_22039_9984.N1	18-MAY-2006 17:46:21	Twilight	60.000	16	21Alp Sco	1.0200	3000.0	120	22039	No
221	GOM_NL__2PRFIN20060518_174853_000000442047_00442_22039_9985.N1	18-MAY-2006 17:48:53	Bright	43.500	97	8Bet1Sco	2.5610	30000.	87	22039	No
222	GOM_NL__2PRFIN20060518_175229_000000372047_00442_22039_9986.N1	18-MAY-2006 17:52:29	Bright	36.500	104	27Bet Lib	2.6140	13100.	73	22039	No
223	GOM_NL__2PRFIN20060518_175738_000000422047_00442_22039_9987.N1	18-MAY-2006 17:57:38	Bright	41.500	102	24Alp Ser	2.6000	4250.0	83	22039	No
224	GOM_NL__2PRFIN20060518_180316_000000402047_00442_22039_9988.N1	18-MAY-2006 18:03:16	Bright	39.500	83		2.3780	11000.	79	22039	No
225	GOM_NL__2PRFIN20060518_180625_000000362047_00442_22039_9989.N1	18-MAY-2006 18:06:25	Bright	36.000	180	27Gam Boo	3.0400	8000.0	72	22039	No
226	GOM_NL__2PRFIN20060518_181455_000000412047_00442_22039_9990.N1	18-MAY-2006 18:14:55	Bright	41.000	119	14Eta Dra	2.7270	4700.0	82	22039	No
227	GOM_NL__2PRFIN20060518_181638_000000372047_00442_22039_9991.N1	18-MAY-2006 18:16:38	Bright	37.000	60	7Bet UMi	2.0810	3950.0	74	22039	No
228	GOM_NL__2PRFIN20060518_182918_000000342047_00442_22039_9992.N1	18-MAY-2006 18:29:18	Bright	33.500	76	27Gam Cas	2.3000	30000.	67	22039	No
229	GOM_NL__2PRFIN20060518_183031_000000382047_00442_22039_9993.N1	18-MAY-2006 18:30:31	Bright	37.500	68	18Alp Cas	2.2250	4500.0	75	22039	No
230	GOM_NL__2PRFIN20060518_183900_000000432047_00442_22039_9994.N1	18-MAY-2006 18:39:00	Twilight	42.500	58	21Alp And	2.0730	11000.	85	22039	No
231	GOM_NL__2PRFIN20060518_184315_000000422047_00442_22039_9995.N1	18-MAY-2006 18:43:15	Dark	42.000	140	88Gam Peg	2.8340	26000.	84	22039	No
232	GOM_NL__2PRFIN20060518_185851_000000592047_00442_22039_9996.N1	18-MAY-2006 18:58:51	Dark	59.000	18	24Alp PsA	1.1660	9700.0	118	22039	No
233	GOM_NL__2PRFIN20060518_190305_000000512047_00442_22039_9997.N1	18-MAY-2006 19:03:05	Dark	50.500	63	Bet Gru	2.1500	2800.0	101	22039	No
234	GOM_NL__2PRFIN20060518_190438_000000422047_00443_22040_9979.N1	18-MAY-2006 19:04:38	Dark	41.500	31	Alp Gru	1.7340	15200.	83	22040	No
235	GOM_NL__2PRFIN20060518_191009_000000412047_00443_22040_9980.N1	18-MAY-2006 19:10:09	Dark	41.000	45	Alp Pav	1.9400	26000.	82	22040	No
236	GOM_NL__2PRFIN20060518_191713_000000492047_00443_22040_9981.N1	18-MAY-2006 19:17:13	Straylight	49.000	141	Bet Ara	2.8400	4600.0	98	22040	No
237	GOM_NL__2PRFIN20060518_191951_000000472047_00443_22040_9982.N1	18-MAY-2006 19:19:51	Straylight	46.500	40	The Sco	1.8590	7100.0	93	22040	No
238	GOM_NL__2PRFIN20060518_192143_000000542047_00443_22040_9983.N1	18-MAY-2006 19:21:43	Straylight	54.000	25	35Lam Sco	1.6200	28000.	108	22040	No
239	GOM_NL__2PRFIN20060518_192357_000000512047_00443_22040_9984.N1	18-MAY-2006 19:23:57	Twilight	51.000	75	26Eps Sco	2.2910	4250.0	102	22040	No
240	GOM_NL__2PRFIN20060518_192657_000000562047_00443_22040_9985.N1	18-MAY-2006 19:26:57	Twilight	55.500	16	21Alp Sco	1.0200	3000.0	111	22040	No
241	GOM_NL__2PRFIN20060518_192929_000000432047_00443_22040_9986.N1	18-MAY-2006 19:29:29	Bright	42.500	97	8Bet1Sco	2.5610	30000.	85	22040	No
242	GOM_NL__2PRFIN20060518_193305_000000392047_00443_22040_9987.N1	18-MAY-2006 19:33:05	Bright	38.500	104	27Bet Lib	2.6140	13100.	77	22040	No
243	GOM_NL__2PRFIN20060518_193813_000000422047_00443_22040_9988.N1	18-MAY-2006 19:38:13	Bright	41.500	102	24Alp Ser	2.6000	4250.0	83	22040	No
244	GOM_NL__2PRFIN20060518_194352_000000392047_00443_22040_9989.N1	18-MAY-2006 19:43:52	Bright	38.500	83		2.3780	11000.	77	22040	No
245	GOM_NL__2PRFIN20060518_194701_000000372047_00443_22040_9990.N1	18-MAY-2006 19:47:01	Bright	37.000	180	27Gam Boo	3.0400	8000.0	74	22040	No
246	GOM_NL__2PRFIN20060518_195530_000000412047_00443_22040_9991.N1	18-MAY-2006 19:55:30	Bright	40.500	119	14Eta Dra	2.7270	4700.0	81	22040	No
247	GOM_NL__2PRFIN20060518_195714_000000382047_00443_22040_9992.N1	18-MAY-2006 19:57:14	Bright	38.000	60	7Bet UMi	2.0810	3950.0	76	22040	No
248	GOM_NL__2PRFIN20060518_200954_000000532047_00443_22040_9993.N1	18-MAY-2006 20:09:54	Bright	53.000	76	27Gam Cas	2.3000	30000.	106	22040	No
249	GOM_NL__2PRFIN20060518_201107_000000362047_00443_22040_9994.N1	18-MAY-2006 20:11:07	Bright	36.000	68	18Alp Cas	2.2250	4500.0	72	22040	No
250	GOM_NL__2PRFIN20060518_201937_000000462047_00443_22040_9995.N1	18-MAY-2006 20:19:37	Twilight	45.500	58	21Alp And	2.0730	11000.	91	22040	No
251	GOM_NL__2PRFIN20060518_202351_000000452047_00443_22040_9996.N1	18-MAY-2006 20:23:51	Dark	44.500	140	88Gam Peg	2.8340	26000.	89	22040	No
252	GOM_NL__2PRFIN20060518_203927_000000502047_00443_22040_9997.N1	18-MAY-2006 20:39:27	Dark	49.500	18	24Alp PsA	1.1660	9700.0	99	22040	No
253	GOM_NL__2PRFIN20060518_204342_000000502047_00443_22040_9998.N1	18-MAY-2006 20:43:42	Dark	50.000	63	Bet Gru	2.1500	2800.0	100	22040	No
254	GOM_NL__2PRFIN20060518_204515_000000432047_00444_22041_9980.N1	18-MAY-2006 20:45:15	Dark	43.000	31	Alp Gru	1.7340	15200.	86	22041	No
255	GOM_NL__2PRFIN20060518_205046_000000422047_00444_22041_9981.N1	18-MAY-2006 20:50:46	Dark	41.500	45	Alp Pav	1.9400	26000.	83	22041	No
256	GOM_NL__2PRFIN20060518_205749_000000412047_00444_22041_9982.N1	18-MAY-2006 20:57:49	Straylight	41.000	141	Bet Ara	2.8400	4600.0	82	22041	No
257	GOM_NL__2PRFIN20060518_210028_000000522047_00444_22041_9983.N1	18-MAY-2006 21:00:28	Straylight	51.500	40	The Sco	1.8590	7100.0	103	22041	No
258	GOM_NL__2PRFIN20060518_210219_000000532047_00444_22041_9984.N1	18-MAY-2006 21:02:19	Straylight	52.500	25	35Lam Sco	1.6200	28000.	105	22041	No
259	GOM_NL__2PRFIN20060518_210433_000000482047_00444_22041_9985.N1	18-MAY-2006 21:04:33	Twilight	48.000	75	26Eps Sco	2.2910	4250.0	96	22041	No
260	GOM_NL__2PRFIN20060518_210733_000000552047_00444_22041_9986.N1	18-MAY-2006 21:07:33	Twilight	54.500	16	21Alp Sco	1.0200	3000.0	109	22041	No
261	GOM_NL__2PRFIN20060518_211005_000000412047_00444_22041_9987.N1	18-MAY-2006 21:10:05	Bright	41.000	97	8Bet1Sco	2.5610	30000.	82	22041	No
262	GOM_NL__2PRFIN20060518_211341_000000392047_00444_22041_9988.N1	18-MAY-2006 21:13:41	Bright	38.500	104	27Bet Lib	2.6140	13100.	77	22041	No
263	GOM_NL__2PRFIN20060518_211849_000000422047_00444_22041_9989.N1	18-MAY-2006 21:18:49	Bright	41.500	102	24Alp Ser	2.6000	4250.0	83	22041	No
264	GOM_NL__2PRFIN20060518_212428_000000382047_00444_22041_9990.N1	18-MAY-2006 21:24:28	Bright	37.500	83		2.3780	11000.	75	22041	No
265	GOM_NL__2PRFIN20060518_212737_000000342047_00444_22041_9991.N1	18-MAY-2006 21:27:37	Bright	34.000	180	27Gam Boo	3.0400	8000.0	68	22041	No
266	GOM_NL__2PRFIN20060518_213606_000000412047_00444_22041_9992.N1	18-MAY-2006 21:36:06	Bright	40.500	119	14Eta Dra	2.7270	4700.0	81	22041	No
267	GOM_NL__2PRFIN20060518_213750_000000362047_00444_22041_9993.N1	18-MAY-2006 21:37:50	Bright	36.000	60	7Bet UMi	2.0810	3950.0	72	22041	No
268	GOM_NL__2PRFIN20060518_215030_000000402047_00444_22041_9994.N1	18-MAY-2006 21:50:30	Bright	39.500	76	27Gam Cas	2.3000	30000.	79	22041	No
269	GOM_NL__2PRFIN20060518_215143_000000372047_00444_22041_9995.N1	18-MAY-2006 21:51:43	Bright	36.500	68	18Alp Cas	2.2250	4500.0	73	22041	No
270	GOM_NL__2PRFIN20060518_220013_000000482047_00444_22041_9996.N1	18-MAY-2006 22:00:13	Twilight	47.500	58	21Alp And	2.0730	11000.	95	22041	No
271	GOM_NL__2PRFIN20060518_220428_000000412047_00444_22041_9997.N1	18-MAY-2006 22:04:28	Dark	40.500	140	88Gam Peg	2.8340	26000.	81	22041	No
272	GOM_NL__2PRFIN20060518_222004_000000522047_00444_22041_9998.N1	18-MAY-2006 22:20:04	Dark	51.500	18	24Alp PsA	1.1660	9700.0	103	22041	No
273	GOM_NL__2PRFIN20060518_222418_000000472047_00444_22041_9999.N1	18-MAY-2006 22:24:18	Dark	46.500	63	Bet Gru	2.1500	2800.0	93	22041	No
274	GOM_NL__2PRFIN20060518_222552_000000462047_00445_22042_9981.N1	18-MAY-2006 22:25:52	Dark	45.500	31	Alp Gru	1.7340	15200.	91	22042	No
275	GOM_NL__2PRFIN20060518_223122_000000412047_00445_22042_9982.N1	18-MAY-2006 22:31:22	Dark	41.000	45	Alp Pav	1.9400	26000.	82	22042	No
276	GOM_NL__2PRFIN20060518_223825_000000462047_00445_22042_9983.N1	18-MAY-2006 22:38:25	Straylight	45.500	141	Bet Ara	2.8400	4600.0	91	22042	No
277	GOM_NL__2PRFIN20060518_224104_000000492047_00445_22042_9984.N1	18-MAY-2006 22:41:04	Straylight	49.000	40	The Sco	1.8590	7100.0	98	22042	No
278	GOM_NL__2PRFIN20060518_224256_000000532047_00445_22042_9985.N1	18-MAY-2006 22:42:56	Straylight	53.000	25	35Lam Sco	1.6200	28000.	106	22042	No

279	GOM_NL__2PRFIN20060518_224509_000000542047_00445_22042_9986.N1	18-MAY-2006 22:45:09	Twilight_stray	53.500	75	26Eps Sco	2.2910	4250.0	107	22042	No
280	GOM_NL__2PRFIN20060518_224809_000000562047_00445_22042_9987.N1	18-MAY-2006 22:48:09	Twilight_stray	55.500	16	21Alp Sco	1.0200	3000.0	111	22042	No
281	GOM_NL__2PRFIN20060518_225041_000000432047_00445_22042_9988.N1	18-MAY-2006 22:50:41	Bright	43.000	97	8Bet1Sco	2.5610	30000.	86	22042	No
282	GOM_NL__2PRFIN20060518_225417_000000382047_00445_22042_9989.N1	18-MAY-2006 22:54:17	Bright	38.000	104	27Bet Lib	2.6140	13100.	76	22042	No
283	GOM_NL__2PRFIN20060518_225925_000000422047_00445_22042_9990.N1	18-MAY-2006 22:59:25	Bright	42.000	102	24Alp Ser	2.6000	4250.0	84	22042	No
284	GOM_NL__2PRFIN20060518_230504_000000372047_00445_22042_9991.N1	18-MAY-2006 23:05:04	Bright	37.000	83		2.3780	11000.	74	22042	No
285	GOM_NL__2PRFIN20060518_230813_000000362047_00445_22042_9992.N1	18-MAY-2006 23:08:13	Bright	35.500	180	27Gam Boo	3.0400	8000.0	71	22042	No
286	GOM_NL__2PRFIN20060518_231641_000000422047_00445_22042_9993.N1	18-MAY-2006 23:16:41	Bright	41.500	119	14Eta Dra	2.7270	4700.0	83	22042	No
287	GOM_NL__2PRFIN20060518_231826_000000382047_00445_22042_9994.N1	18-MAY-2006 23:18:26	Bright	38.000	60	7Bet UMi	2.0810	3950.0	76	22042	No
288	GOM_NL__2PRFIN20060518_233105_000000372047_00445_22042_9995.N1	18-MAY-2006 23:31:05	Bright	36.500	76	27Gam Cas	2.3000	30000.	73	22042	No
289	GOM_NL__2PRFIN20060518_233219_000000372047_00445_22042_9996.N1	18-MAY-2006 23:32:19	Bright	36.500	68	18Alp Cas	2.2250	4500.0	73	22042	No
290	GOM_NL__2PRFIN20060518_234048_000000472047_00445_22042_9997.N1	18-MAY-2006 23:40:48	Twilight_stray	46.500	58	21Alp And	2.0730	11000.	93	22042	No
291	GOM_NL__2PRFIN20060518_234504_000000412047_00445_22042_9998.N1	18-MAY-2006 23:45:04	Dark	41.000	140	88Gam Peg	2.8340	26000.	82	22042	No

3. Quality information per product


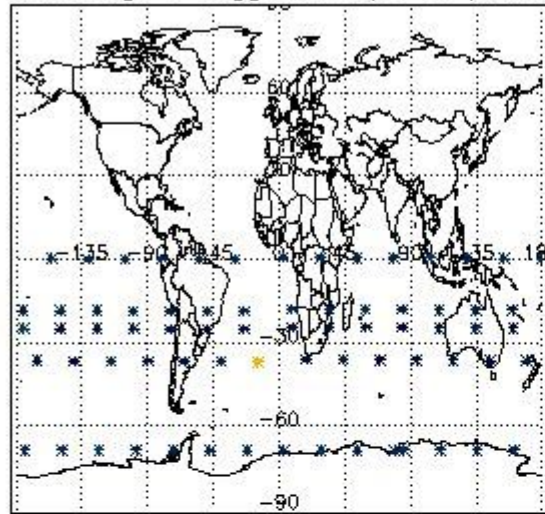
In this section it is plotted some information contained in the Quality Summary data set of the level 2 products. Only products in dark limb conditions and without errors (error flag in the MPH set to "0") are used.

3.1 Plot quality information per product (time dependant)

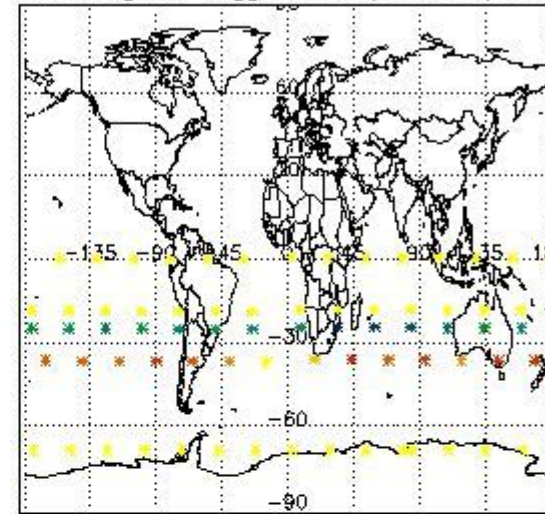


3.2 Plot quality information per product (world map)


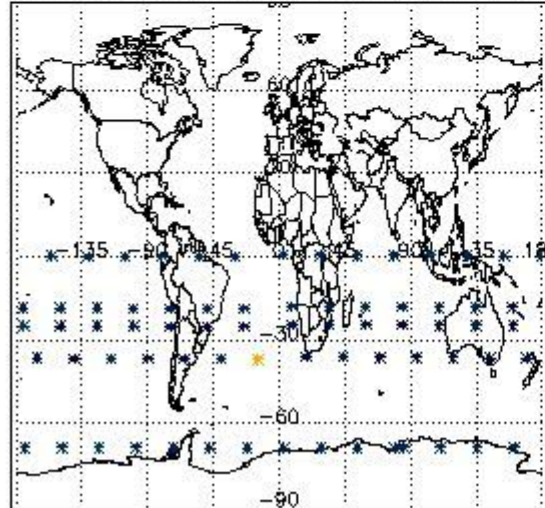
Percentage of flagged data per O3 profile



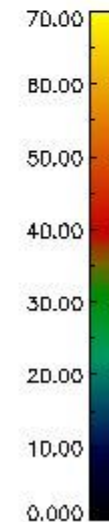
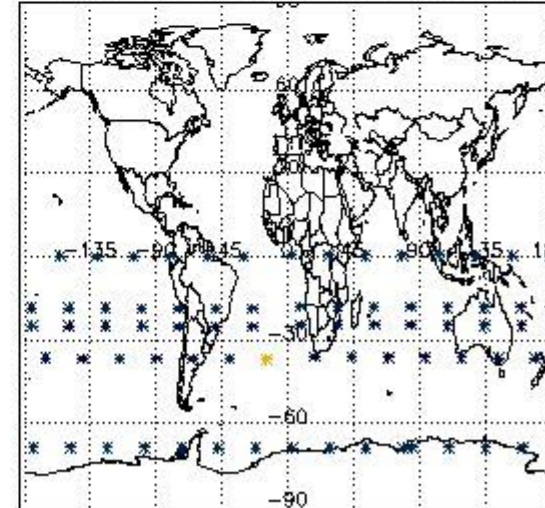
Percentage of flagged data per H2O profile



Percentage of flagged data per NO2 profile



Percentage of flagged data per NO3 profile

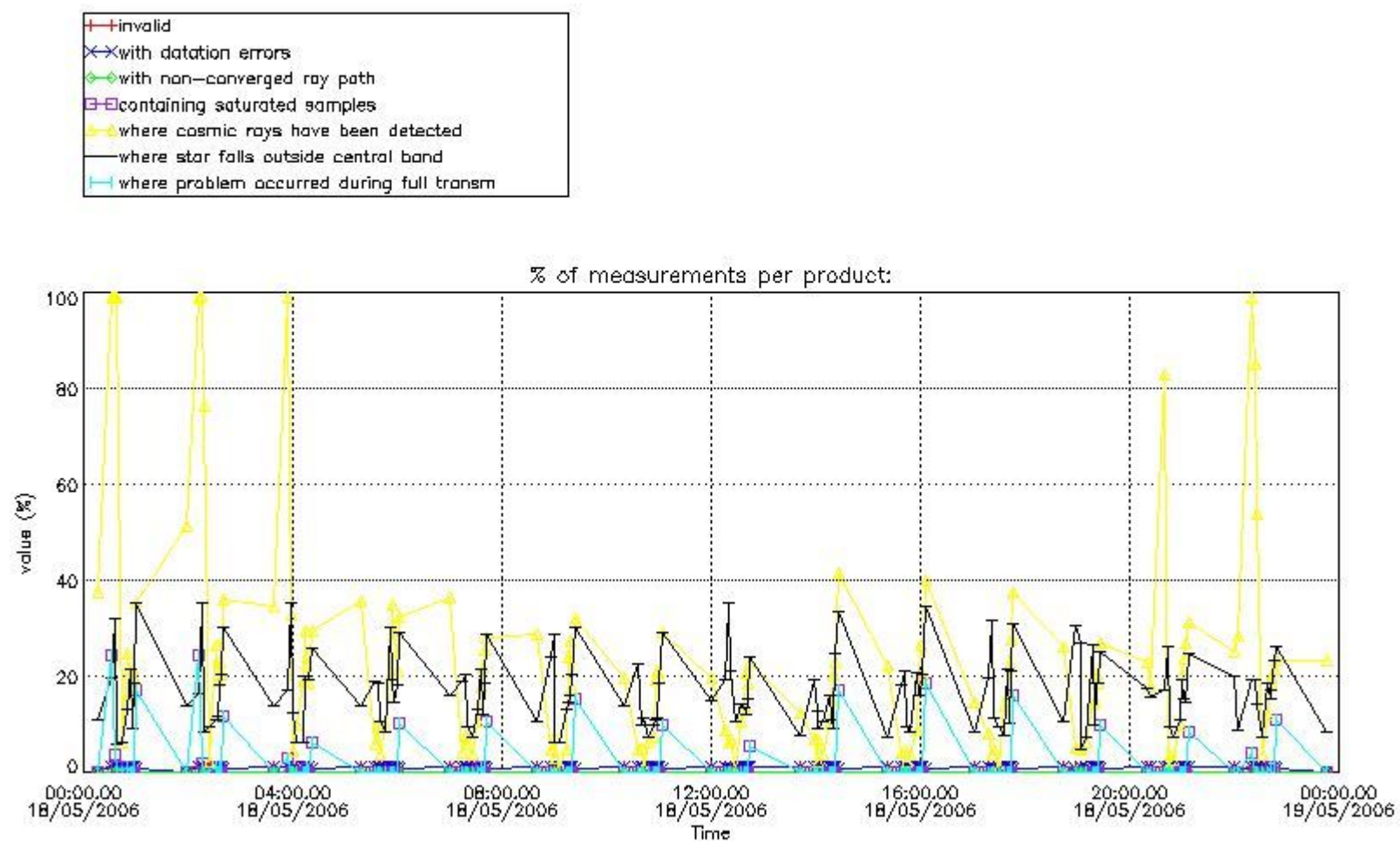


4. Level 1 quality information per product

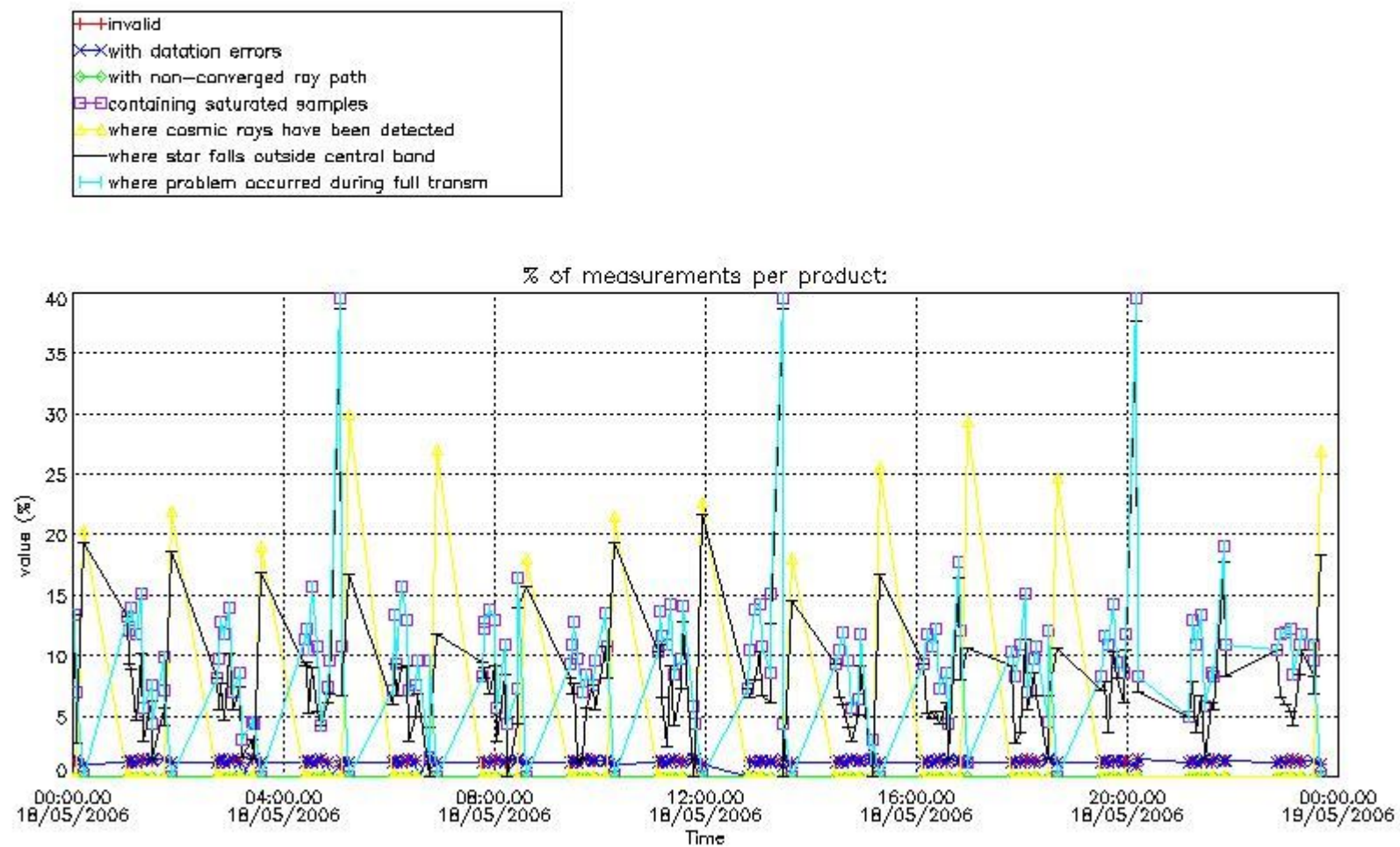
In this section it is plotted some information contained in the Quality Summary data set of the level 2 products that comes from the level 1b processing. Products without errors (error flag in the MPH set to "0") are used.

4.1 Plot quality information per product (time dependant) coming from level 1b processing

4.1.1 Plot level 1 quality information per product (time dependant): ENVISAT ASCENDING passes

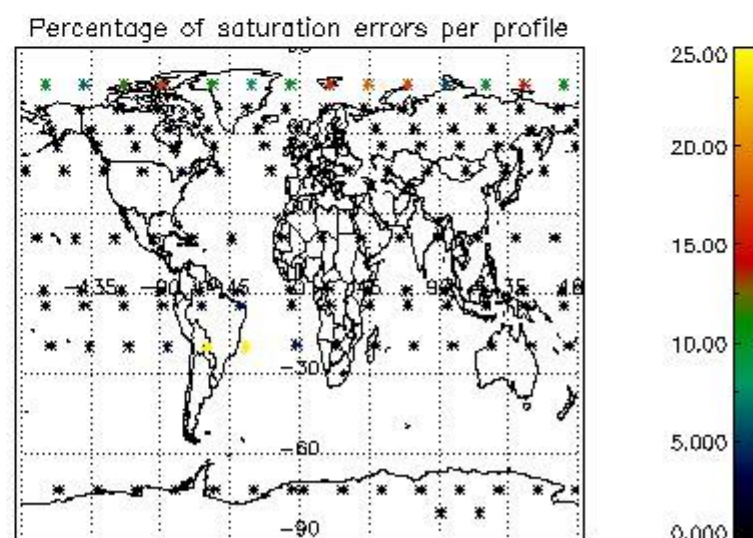
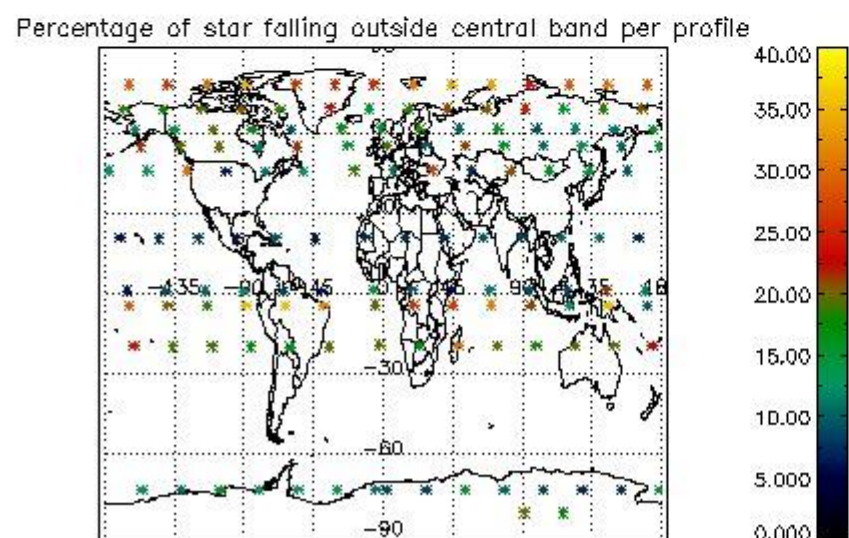
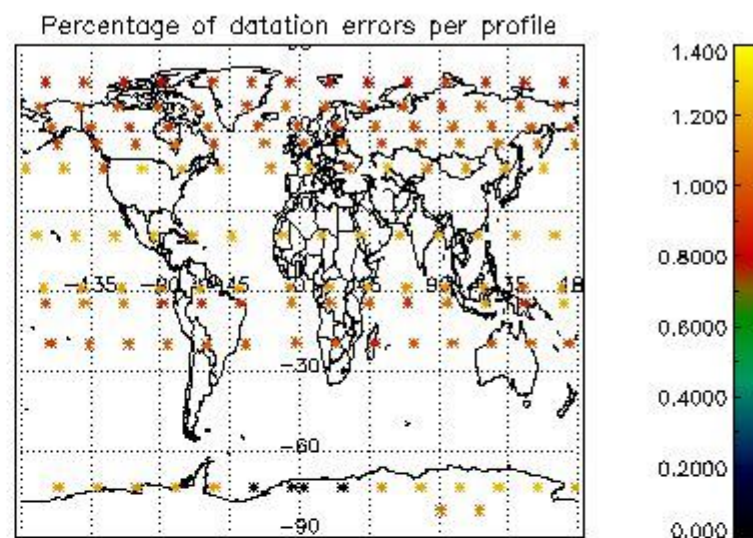
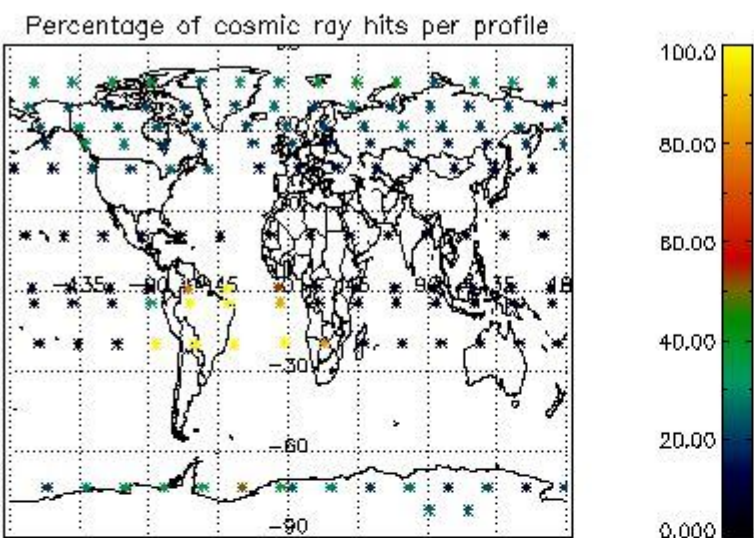


4.1.2 Plot level 1 quality information per product (time dependant): ENVI SAT DESCENDING passes

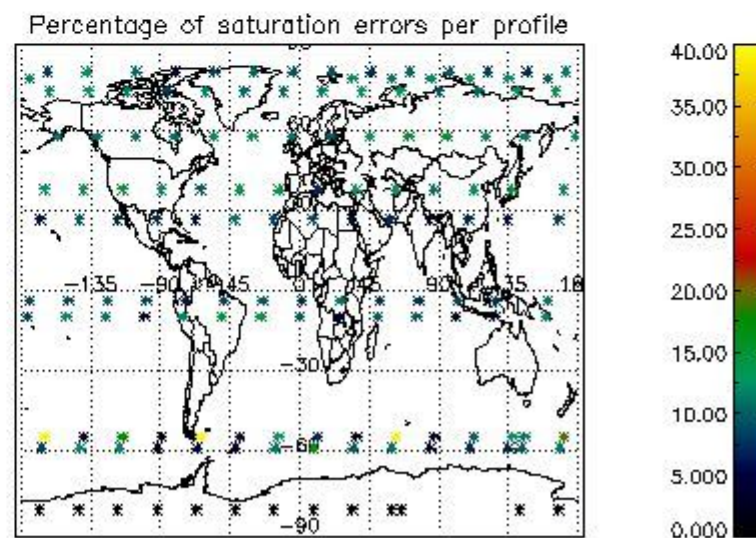
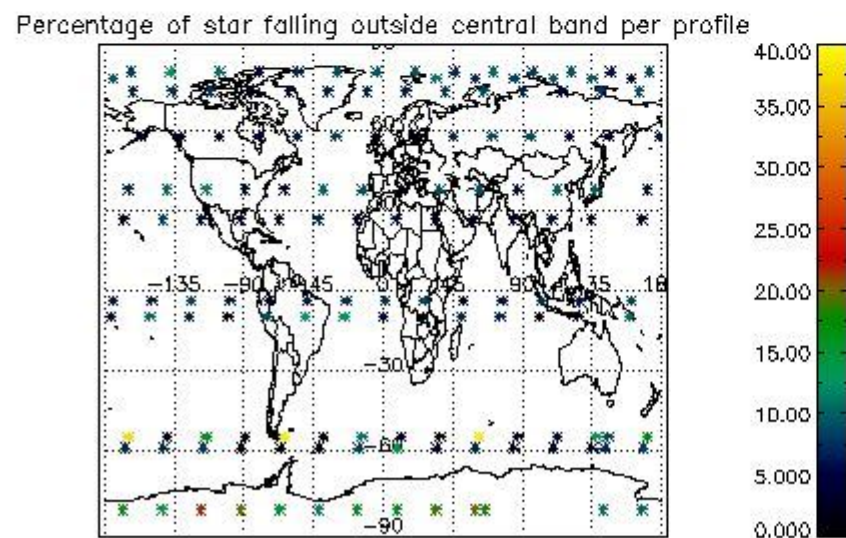
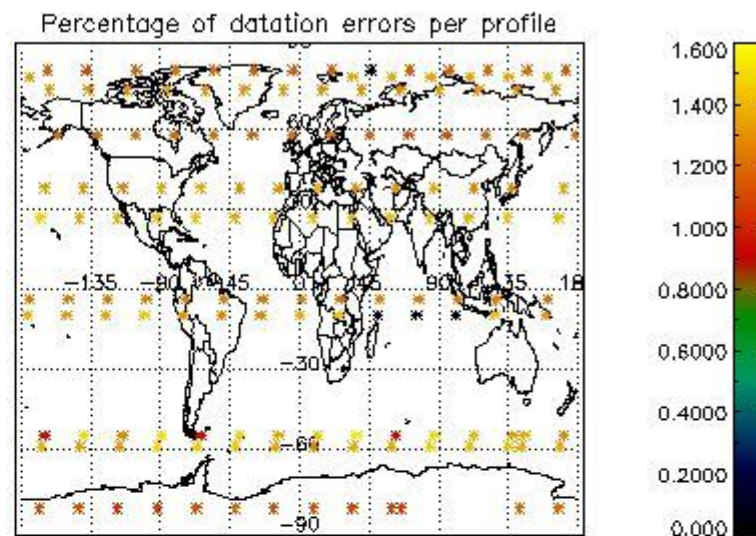
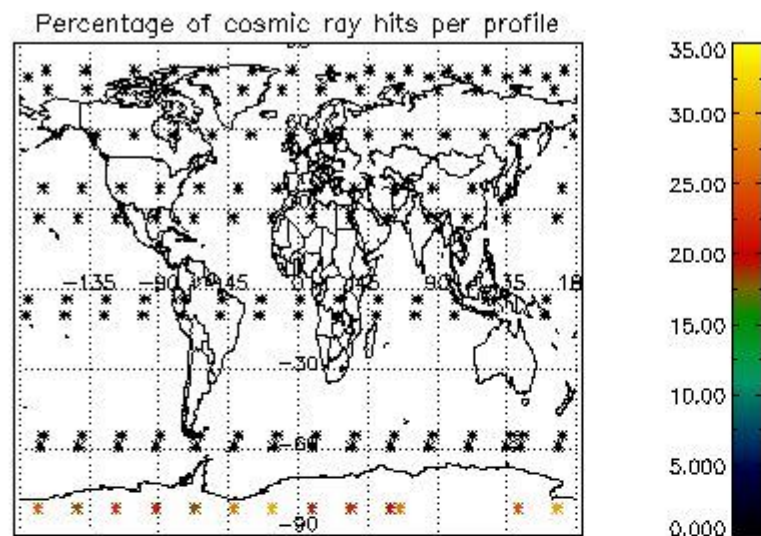


4.2 Plot quality information per product coming from level 1b processing (world map)

4.2.1 Plot level 1 quality information per product (world map): ENVISAT ASCENDING passes



4.2.2 Plot level 1 quality information per product (world map): ENVISAT DESCENDING passes



5. Trace gas profiles

5.1 Ozone statistics based on quality of products

The final quality of the products can be "measured" using the STD (Standard Deviation) attached to every point profile. This information is written to the parameter GOM_NL__2P/NL_LOCAL_SPECIES_DENSITY/o3_std of the level 2 products. The table below shows the statistics for given STD ranges.

The statistics are given with respect to the overall valid production:

- Products without fatal errors: GOM_NL__2P/MPH/PRODUCT_ERR=0
- Valid point profile: GOM_NL__2P/NL_LOCAL_SPECIES_DENSITY/pcd(0)=0

The 'Criteria' is applied to valid points of dark limb products:

- Products in dark limb illumination condition: GOM_NL__2P/NL_SUMMARY_QUALITY/obs_ill_cond=0
- Products without fatal errors: GOM_NL__2P/MPH/PRODUCT_ERR=0
- Valid point profile: GOM_NL__2P/NL_LOCAL_SPECIES_DENSITY/pcd(0)=0

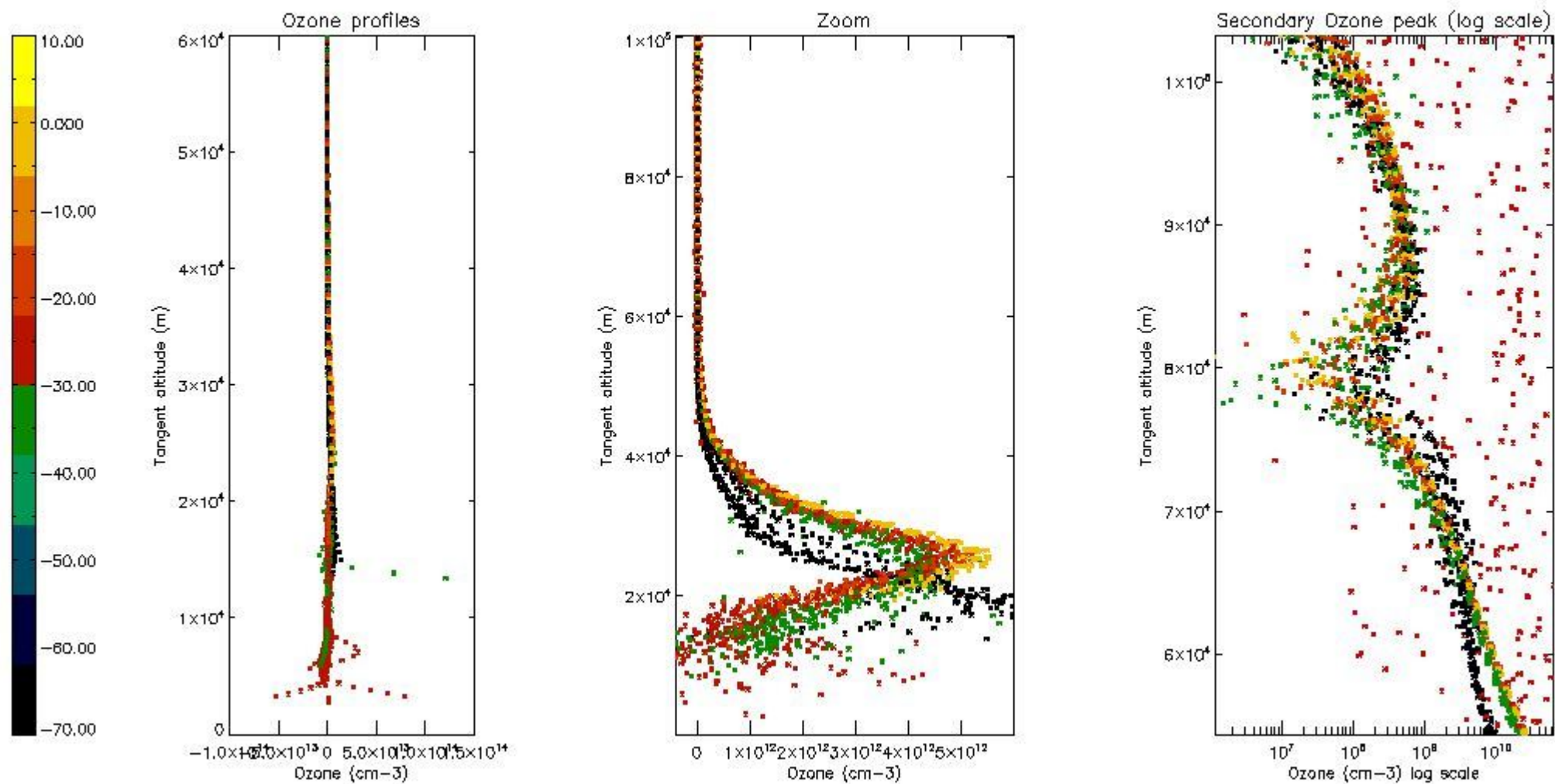
So, the table below shows the percentage of dark limb and valid observations for each criteria with respect to the overall valid daily observations.

Criteria	% of total production
All STD	26
STD < 20	16

STD < 10	13
STD < 5	10

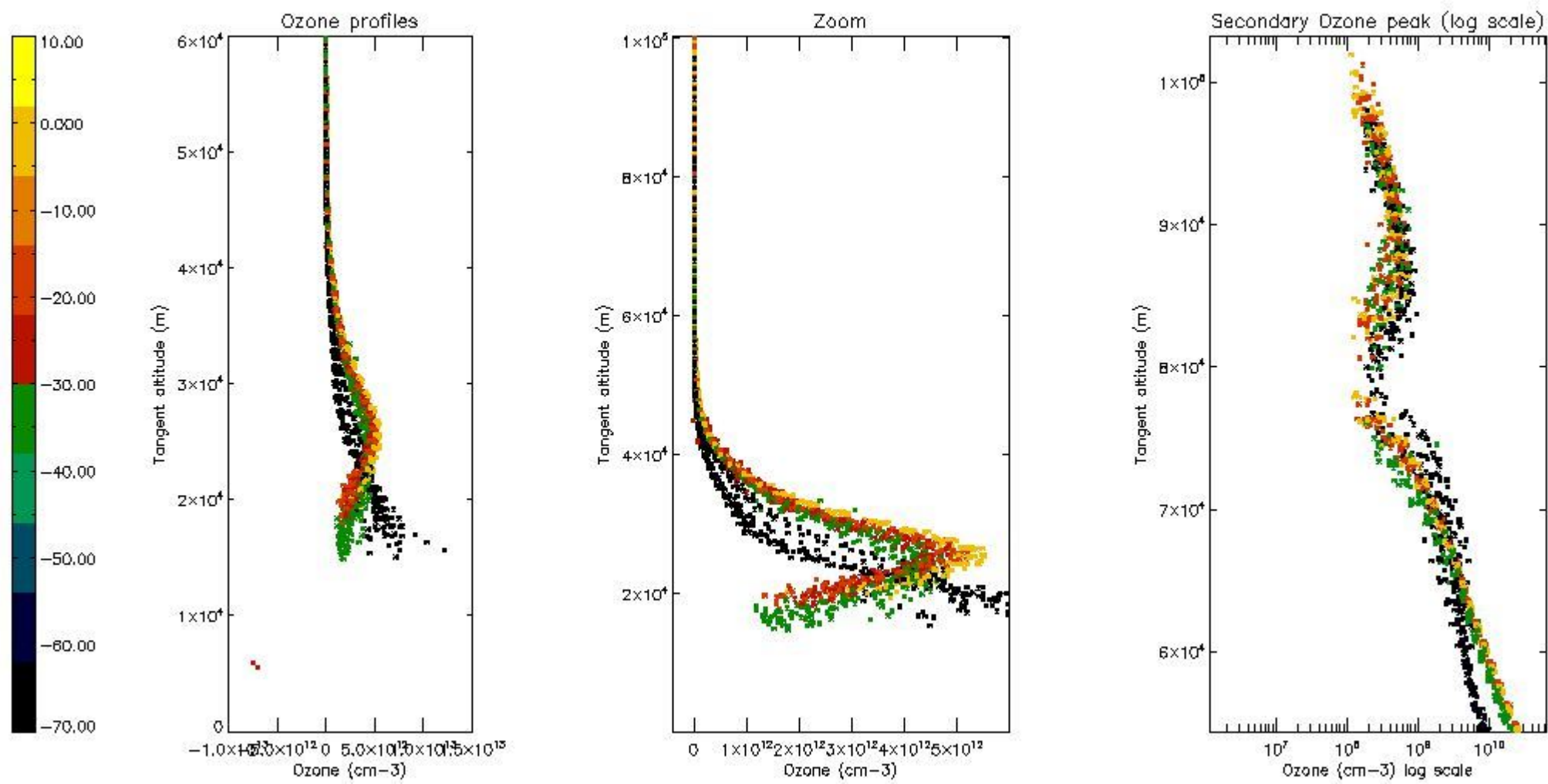
5.2 Plot ozone profiles for all STD (dark without errors)

The colorbar represents the latitude.



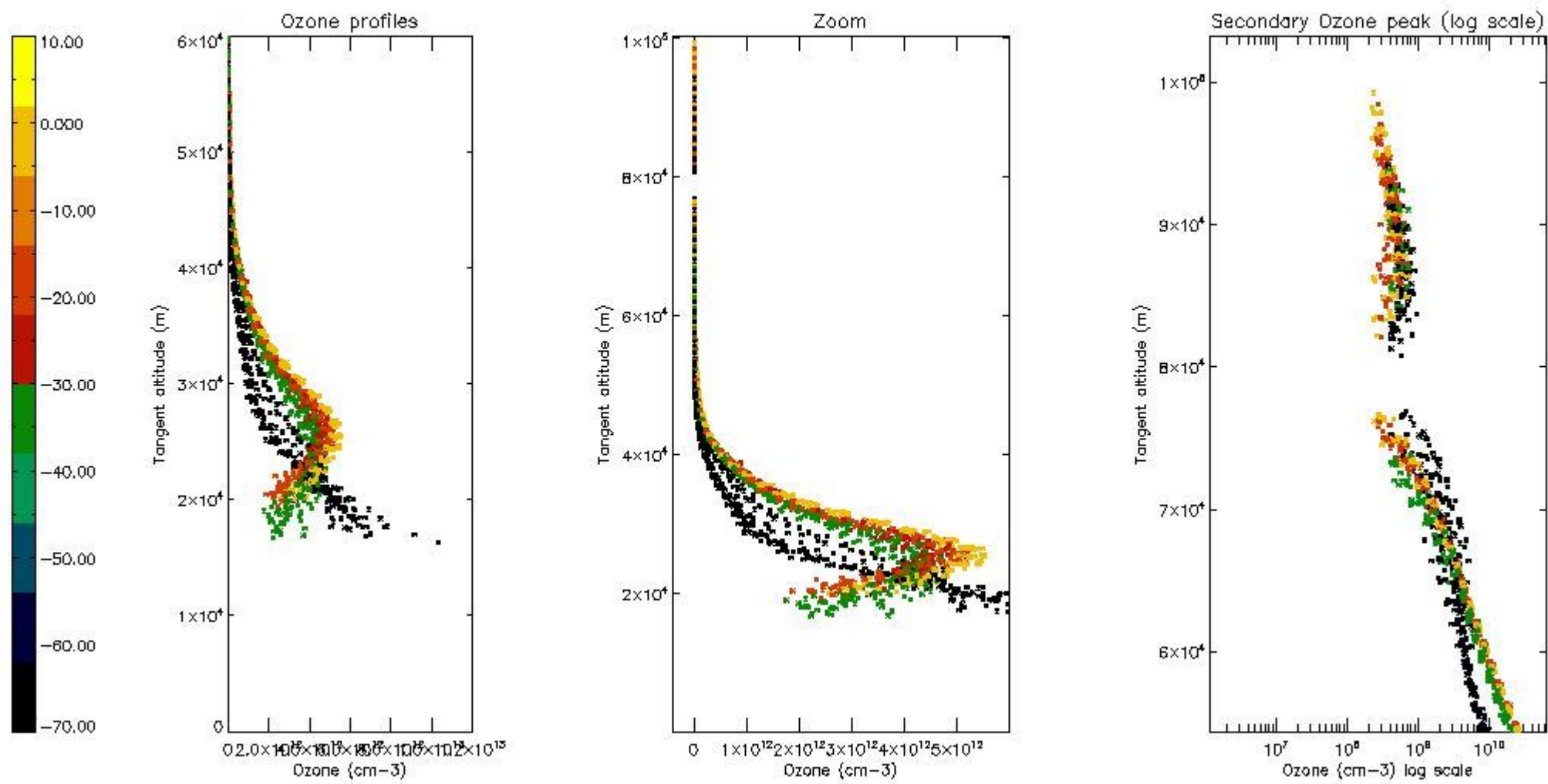
5.3 Plot ozone profiles where STD < 20% (dark without errors)

The colorbar represents the latitude.



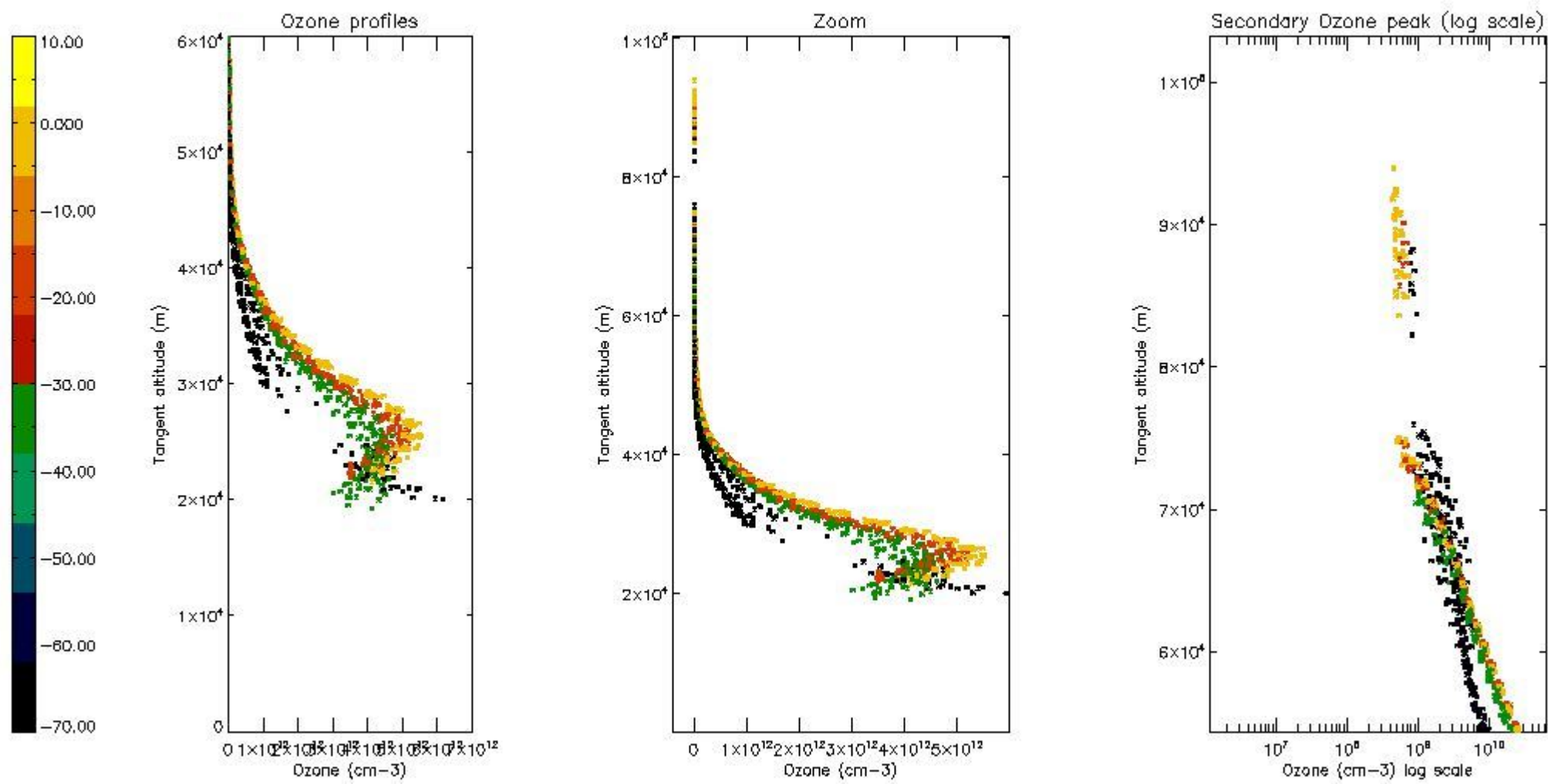
5.4 Plot ozone profiles where STD < 10% (dark without errors)

The colorbar represents the latitude.



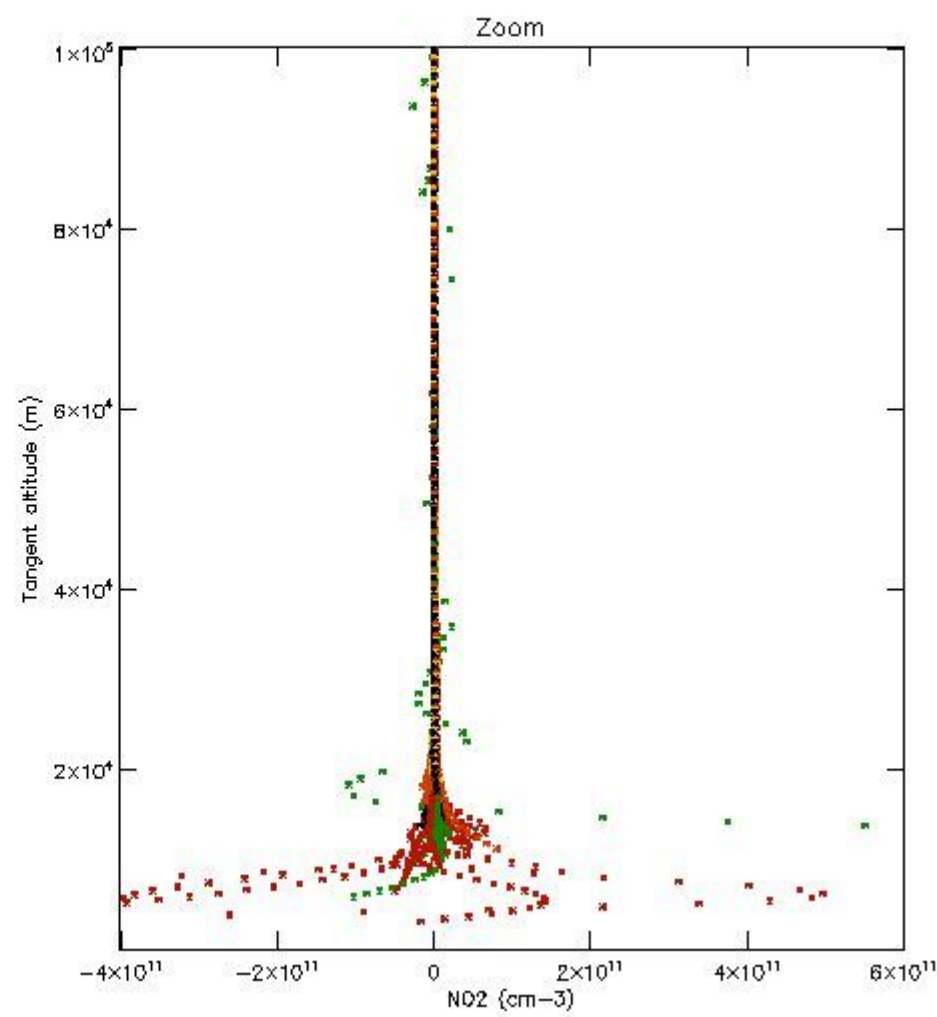
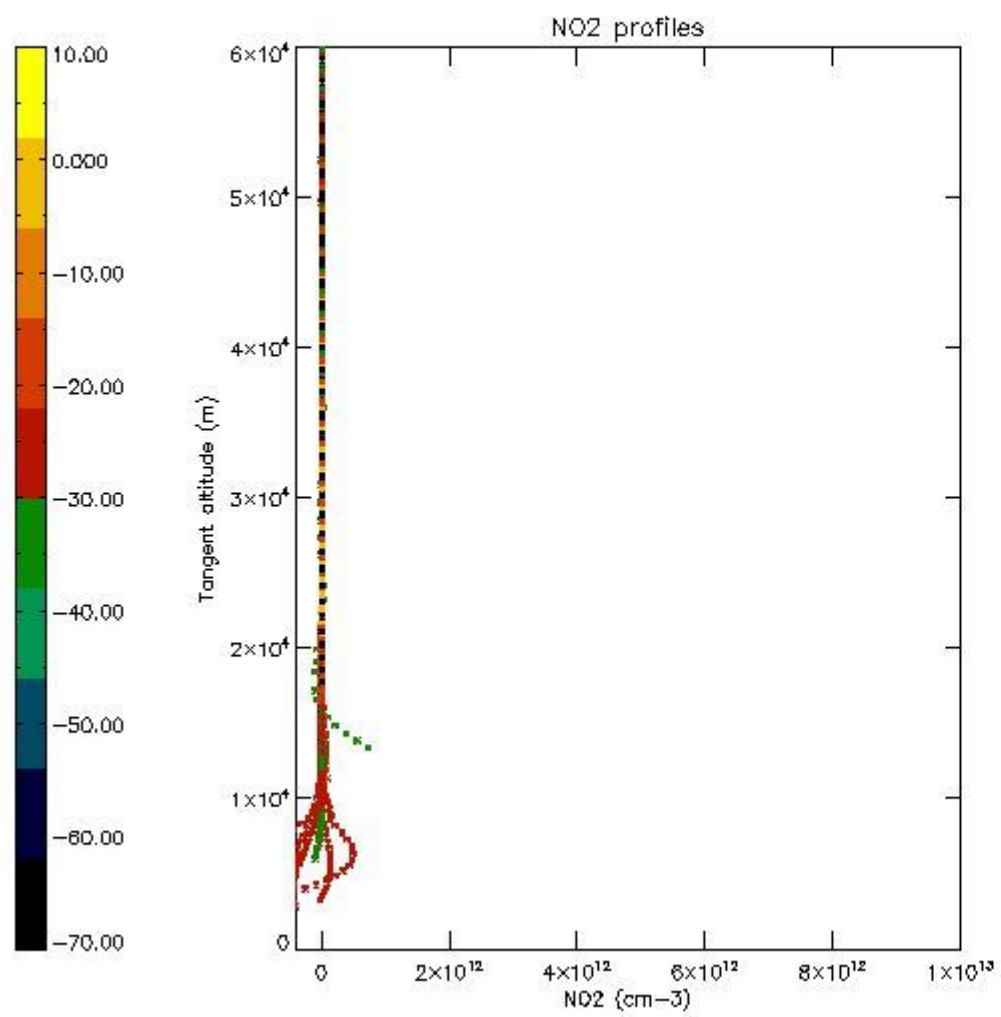
5.5 Plot ozone profiles where STD < 5% (dark without errors)

The colorbar represents the latitude.



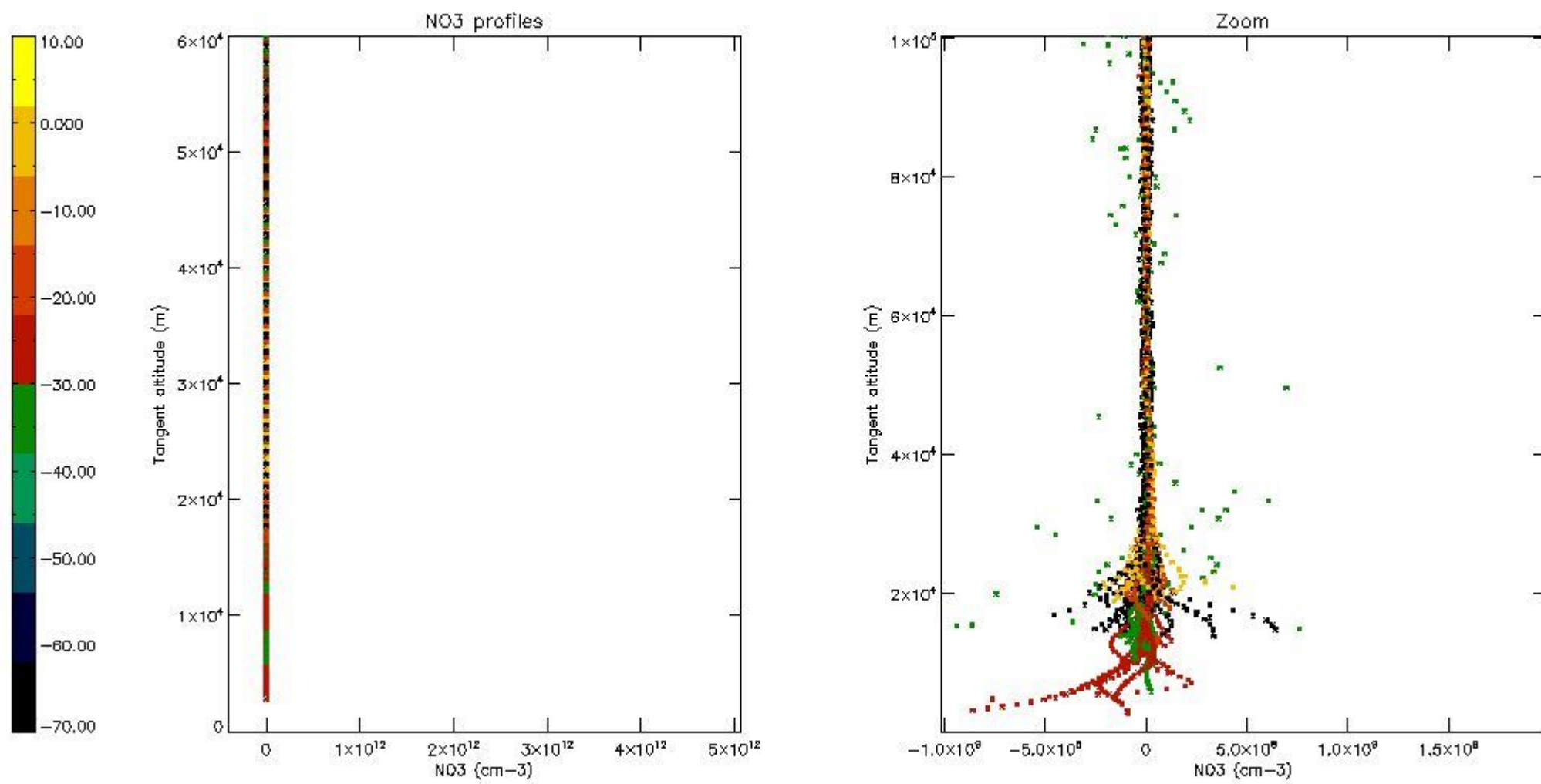
5.6 Plot NO₂ profiles for all STD (dark without errors)

The colorbar represents the latitude.



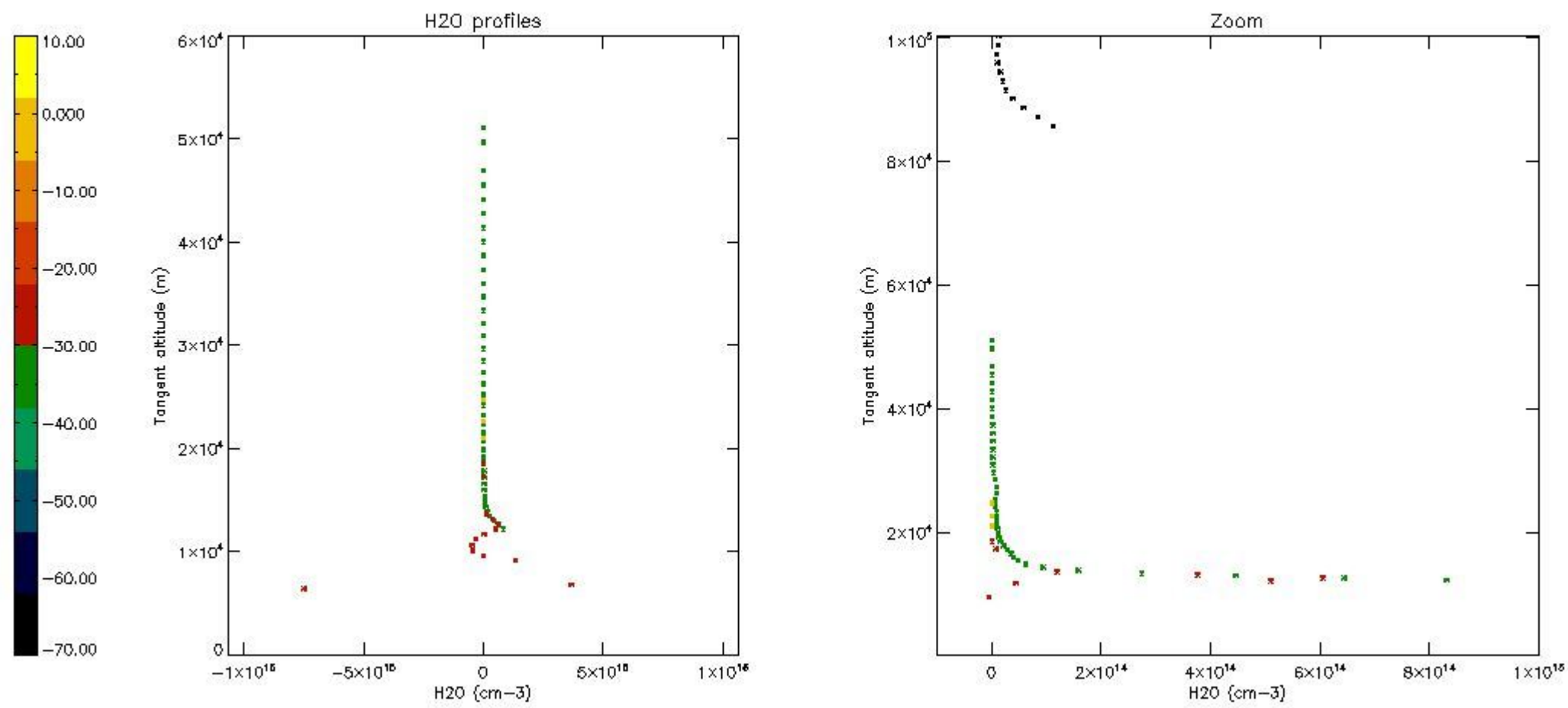
5.7 Plot NO3 profiles for all STD (dark without errors)

The colorbar represents the latitude.



5.8 Plot H2O profiles for all STD (only for occultations of stars 1,2,3,4,13,14,16,26,63 dark without errors)

The colorbar represents the latitude.



6. Auxiliary Data Files used for the production reported in section 2

The number reported in the third column indicates since which file (see list in section 2) the corresponding auxiliary file has been used. The fourth column is the date of those product files.

Type	Auxiliary Filename	Used since product	Used since product date
INST_PHYS_CHARACTERISTICS	GOM_INS_AXVIEC20091111_143220_20030716_120000_20500101_000000	1	18-MAY-2006 00:02:42
LEVEL-2_PROC_CONFIG	GOM_PR2_AXVIEC20091111_152718_20020301_000000_20500101_000000	1	18-MAY-2006 00:02:42
CROSS_SECTIONS_FILE	GOM_CRS_AXVIEC20091111_154832_20020301_000000_20500101_000000	1	18-MAY-2006 00:02:42

GOMOS Level 2 Daily Report

SUMMARY

[1. General Info](#)

[2. Summary of processed GOM_NL_2P products](#)

[3. Level 2 Quality information per product](#)

[3.1 Plot of level 2 quality information per product \(time dependant\)](#)

[3.2 Plot of level 2 quality information per product \(world map\)](#)

[4. Level 1 Quality information per product \(stored on level 2 products\)](#)

[4.1 Plot of level 1 quality information per product \(time dependant\)](#)

[4.1.1 Plot of level 1 quality information per product \(time dependant\): ASCENDING](#)

[4.1.2 Plot of level 1 quality information per product \(time dependant\): DESCENDING](#)

[4.2 Plot of level 1 quality information per product \(world map\)](#)

[4.2.1 Plot of level 1 quality information per product \(world map\): ASCENDING](#)

[4.2.2 Plot of level 1 quality information per product \(world map\): DESCENDING](#)

[5. Ozone profiles based on quality statistics and other trace gas profiles](#)

[5.1 Ozone statistics based on quality of products](#)

[5.2 Plot ozone profiles for all STD \(dark without errors\)](#)

[5.3 Plot ozone profiles where STD < 20% \(dark without errors\)](#)

[5.4. Plot ozone profiles where STD < 10% \(dark without errors\)](#)

[5.5. Plot ozone profiles where STD < 5% \(dark without errors\)](#)

[5.6 Plot NO2 profiles for all STD \(dark without errors\)](#)

[5.7 Plot NO3 profiles for all STD \(dark without errors\)](#)

[5.8 Plot H2O profiles \(only for occultations of stars 1,2,3,4,13,14,16,26,63 dark without errors\) for all STD](#)

[6. Auxiliary Data Files used for the production reported in section 2](#)

This report presents the daily analysis on parameters extracted from GOMOS level 2 data (GOM_NL__2P). It is intended to monitor some important parameters that will impact the quality of these products. A list of level 2 products (and content) that have arrived during the reporting day to the PCF is also given.

Item	Value
Time of report generation	23APR2013 21:26:20
Data source version	GOMOS/6.01
Start time of products	18-05-2006 (18MAY2006 00:00:00)
Stop time of products	19-05-2006 (19MAY2006 00:00:00)
Store outputs in DB	Yes
Nb of level 2 prods	291
Nb of prods with errors	0

2. Summary of processed GOM_NL__2P products.

Nr	Filename	UTC Start time	Limb	Duration	Star Id	Star Name	Star Mag	Star Temp	Nb Meas	Orbit	Prod. error
1	GOM_NL__2PRFIN20060518_000242_000000382047_00431_22028_9973.N1	18-MAY-2006 00:02:42	Bright	37.500	76	27Gam Cas	2.3000	30000.	75	22028	No
2	GOM_NL__2PRFIN20060518_000356_000000362047_00431_22028_9974.N1	18-MAY-2006 00:03:56	Bright	35.500	68	18Alp Cas	2.2250	4500.0	71	22028	No
3	GOM_NL__2PRFIN20060518_001223_000000472047_00431_22028_9975.N1	18-MAY-2006 00:12:23	Twilight	46.500	58	21Alp And	2.0730	11000.	93	22028	No
4	GOM_NL__2PRFIN20060518_001636_000000422047_00431_22028_9976.N1	18-MAY-2006 00:16:36	Dark	41.500	140	88Gam Peg	2.8340	26000.	83	22028	No
5	GOM_NL__2PRFIN20060518_003206_000000512047_00431_22028_9977.N1	18-MAY-2006 00:32:06	Dark	51.000	18	24Alp PsA	1.1660	9700.0	102	22028	No
6	GOM_NL__2PRFIN20060518_003622_000000552047_00431_22028_9978.N1	18-MAY-2006 00:36:22	Dark	55.000	63	Bet Gru	2.1500	2800.0	110	22028	No
7	GOM_NL__2PRFIN20060518_003754_000000422047_00432_22029_0139.N1	18-MAY-2006 00:37:54	Dark	42.000	31	Alp Gru	1.7340	15200.	84	22029	No
8	GOM_NL__2PRFIN20060518_004326_000000412047_00432_22029_0140.N1	18-MAY-2006 00:43:26	Dark	41.000	45	Alp Pav	1.9400	26000.	82	22029	No
9	GOM_NL__2PRFIN20060518_005032_000000432047_00432_22029_0141.N1	18-MAY-2006 00:50:32	Straylight	42.500	141	Bet Ara	2.8400	4600.0	85	22029	No
10	GOM_NL__2PRFIN20060518_005309_000000542047_00432_22029_0142.N1	18-MAY-2006 00:53:09	Straylight	53.500	40	The Sco	1.8590	7100.0	107	22029	No
11	GOM_NL__2PRFIN20060518_005501_000000492047_00432_22029_0143.N1	18-MAY-2006 00:55:01	Straylight	49.000	25	35Lam Sco	1.6200	28000.	98	22029	No
12	GOM_NL__2PRFIN20060518_005717_000000522047_00432_22029_0144.N1	18-MAY-2006 00:57:17	Twilight	51.500	75	26Eps Sco	2.2910	4250.0	103	22029	No
13	GOM_NL__2PRFIN20060518_010019_000000642047_00432_22029_0145.N1	18-MAY-2006 01:00:19	Twilight	64.000	16	21Alp Sco	1.0200	3000.0	128	22029	No
14	GOM_NL__2PRFIN20060518_010251_000000462047_00432_22029_0146.N1	18-MAY-2006 01:02:51	Bright	45.500	97	8Bet1Sco	2.5610	30000.	91	22029	No
15	GOM_NL__2PRFIN20060518_010439_000000382047_00432_22029_0147.N1	18-MAY-2006 01:04:39	Bright	37.500	122	9Alp2Lib	2.7470	9700.0	75	22029	No
16	GOM_NL__2PRFIN20060518_010629_000000402047_00432_22029_0148.N1	18-MAY-2006 01:06:29	Bright	39.500	104	27Bet Lib	2.6140	13100.	79	22029	No
17	GOM_NL__2PRFIN20060518_011140_000000432047_00432_22029_0149.N1	18-MAY-2006 01:11:40	Bright	42.500	102	24Alp Ser	2.6000	4250.0	85	22029	No
18	GOM_NL__2PRFIN20060518_011718_000000402047_00432_22029_0150.N1	18-MAY-2006 01:17:18	Bright	39.500	83		2.3780	11000.	79	22029	No
19	GOM_NL__2PRFIN20060518_012027_000000352047_00432_22029_0151.N1	18-MAY-2006 01:20:27	Bright	35.000	180	27Gam Boo	3.0400	8000.0	70	22029	No
20	GOM_NL__2PRFIN20060518_012900_000000402047_00432_22029_0152.N1	18-MAY-2006 01:29:00	Bright	40.000	119	14Eta Dra	2.7270	4700.0	80	22029	No
21	GOM_NL__2PRFIN20060518_013040_000000352047_00432_22029_0153.N1	18-MAY-2006 01:30:40	Bright	34.500	60	7Bet UMi	2.0810	3950.0	69	22029	No
22	GOM_NL__2PRFIN20060518_014318_000000362047_00432_22029_0154.N1	18-MAY-2006 01:43:18	Bright	35.500	76	27Gam Cas	2.3000	30000.	71	22029	No
23	GOM_NL__2PRFIN20060518_014432_000000352047_00432_22029_0155.N1	18-MAY-2006 01:44:32	Bright	35.000	68	18Alp Cas	2.2250	4500.0	70	22029	No
24	GOM_NL__2PRFIN20060518_015259_000000462047_00432_22029_0156.N1	18-MAY-2006 01:52:59	Twilight	45.500	58	21Alp And	2.0730	11000.	91	22029	No
25	GOM_NL__2PRFIN20060518_015712_000000432047_00432_22029_0157.N1	18-MAY-2006 01:57:12	Dark	43.000	140	88Gam Peg	2.8340	26000.	86	22029	No
26	GOM_NL__2PRFIN20060518_021243_000000492047_00432_22029_0158.N1	18-MAY-2006 02:12:43	Dark	49.000	18	24Alp PsA	1.1660	9700.0	98	22029	No
27	GOM_NL__2PRFIN20060518_021659_000000582047_00432_22029_0159.N1	18-MAY-2006 02:16:59	Dark	58.000	63	Bet Gru	2.1500	2800.0	116	22029	No
28	GOM_NL__2PRFIN20060518_021831_000000432047_00433_22030_0084.N1	18-MAY-2006 02:18:31	Dark	42.500	31	Alp Gru	1.7340	15200.	85	22030	No
29	GOM_NL__2PRFIN20060518_022402_000000432047_00433_22030_0085.N1	18-MAY-2006 02:24:02	Dark	42.500	45	Alp Pav	1.9400	26000.	85	22030	No
30	GOM_NL__2PRFIN20060518_023108_000000422047_00433_22030_0086.N1	18-MAY-2006 02:31:08	Straylight	41.500	141	Bet Ara	2.8400	4600.0	83	22030	No
31	GOM_NL__2PRFIN20060518_023346_000000482047_00433_22030_0087.N1	18-MAY-2006 02:33:46	Straylight	47.500	40	The Sco	1.8590	7100.0	95	22030	No
32	GOM_NL__2PRFIN20060518_023537_000000552047_00433_22030_0088.N1	18-MAY-2006 02:35:37	Straylight	55.000	25	35Lam Sco	1.6200	28000.	110	22030	No
33	GOM_NL__2PRFIN20060518_023753_000000522047_00433_22030_0089.N1	18-MAY-2006 02:37:53	Twilight	52.000	75	26Eps Sco	2.2910	4250.0	104	22030	No
34	GOM_NL__2PRFIN20060518_024055_000000602047_00433_22030_0090.N1	18-MAY-2006 02:40:55	Twilight	60.000	16	21Alp Sco	1.0200	3000.0	120	22030	No
35	GOM_NL__2PRFIN20060518_024328_000000432047_00433_22030_0091.N1	18-MAY-2006 02:43:28	Bright	43.000	97	8Bet1Sco	2.5610	30000.	86	22030	No
36	GOM_NL__2PRFIN20060518_024516_000000362047_00433_22030_0092.N1	18-MAY-2006 02:45:16	Bright	36.000	122	9Alp2Lib	2.7470	9700.0	72	22030	No
37	GOM_NL__2PRFIN20060518_024705_000000392047_00433_22030_0093.N1	18-MAY-2006 02:47:05	Bright	39.000	104	27Bet Lib	2.6140	13100.	78	22030	No
38	GOM_NL__2PRFIN20060518_025216_000000432047_00433_22030_0094.N1	18-MAY-2006 02:52:16	Bright	42.500	102	24Alp Ser	2.6000	4250.0	85	22030	No
39	GOM_NL__2PRFIN20060518_025754_000000402047_00433_22030_0095.N1	18-MAY-2006 02:57:54	Bright	39.500	83		2.3780	11000.	79	22030	No
40	GOM_NL__2PRFIN20060518_030103_000000362047_00433_22030_0096.N1	18-MAY-2006 03:01:03	Bright	36.000	180	27Gam Boo	3.0400	8000.0	72	22030	No
41	GOM_NL__2PRFIN20060518_030935_000000412047_00433_22030_0097.N1	18-MAY-2006 03:09:35	Bright	40.500	119	14Eta Dra	2.7270	4700.0	81	22030	No
42	GOM_NL__2PRFIN20060518_031116_000000332047_00433_22030_0098.N1	18-MAY-2006 03:11:16	Bright	32.500	60	7Bet UMi	2.0810	3950.0	65	22030	No

43	GOM_NL__2PRFIN20060518_032354_000000342047_00433_22030_0099.N1	18-MAY-2006 03:23:54	Bright	33.500	76	27Gam Cas	2.3000	30000.	67	22030	No
44	GOM_NL__2PRFIN20060518_032507_000000342047_00433_22030_0100.N1	18-MAY-2006 03:25:07	Bright	34.000	68	18Alp Cas	2.2250	4500.0	68	22030	No
45	GOM_NL__2PRFIN20060518_033335_000000452047_00433_22030_0101.N1	18-MAY-2006 03:33:35	Tw_i_and_stray	44.500	58	21Alp And	2.0730	11000.	89	22030	No
46	GOM_NL__2PRFIN20060518_033748_000000442047_00433_22030_0102.N1	18-MAY-2006 03:37:48	Dark	43.500	140	88Gam Peg	2.8340	26000.	87	22030	No
47	GOM_NL__2PRFIN20060518_035320_000000502047_00433_22030_0103.N1	18-MAY-2006 03:53:20	Dark	49.500	18	24Alp PsA	1.1660	9700.0	99	22030	No
48	GOM_NL__2PRFIN20060518_035736_000000582047_00433_22030_0104.N1	18-MAY-2006 03:57:36	Dark	58.000	63	Bet Gru	2.1500	2800.0	116	22030	No
49	GOM_NL__2PRFIN20060518_035908_000000452047_00434_22031_0089.N1	18-MAY-2006 03:59:08	Dark	44.500	31	Alp Gru	1.7340	15200.	89	22031	No
50	GOM_NL__2PRFIN20060518_040439_000000412047_00434_22031_0090.N1	18-MAY-2006 04:04:39	Dark	41.000	45	Alp Pav	1.9400	26000.	82	22031	No
51	GOM_NL__2PRFIN20060518_041145_000000402047_00434_22031_0091.N1	18-MAY-2006 04:11:45	Straylight	39.500	141	Bet Ara	2.8400	4600.0	79	22031	No
52	GOM_NL__2PRFIN20060518_041422_000000532047_00434_22031_0092.N1	18-MAY-2006 04:14:22	Straylight	52.500	40	The Sco	1.8590	7100.0	105	22031	No
53	GOM_NL__2PRFIN20060518_041614_000000562047_00434_22031_0093.N1	18-MAY-2006 04:16:14	Straylight	55.500	25	35Lam Sco	1.6200	28000.	111	22031	No
54	GOM_NL__2PRFIN20060518_041829_000000522047_00434_22031_0094.N1	18-MAY-2006 04:18:29	Tw_i_and_stray	51.500	75	26Eps Sco	2.2910	4250.0	103	22031	No
55	GOM_NL__2PRFIN20060518_042131_000000562047_00434_22031_0095.N1	18-MAY-2006 04:21:31	Tw_i_and_stray	56.000	16	21Alp Sco	1.0200	3000.0	112	22031	No
56	GOM_NL__2PRFIN20060518_042404_000000442047_00434_22031_0096.N1	18-MAY-2006 04:24:04	Bright	44.000	97	8Bet1Sco	2.5610	30000.	88	22031	No
57	GOM_NL__2PRFIN20060518_042552_000000372047_00434_22031_0097.N1	18-MAY-2006 04:25:52	Bright	37.000	122	9Alp2Lib	2.7470	9700.0	74	22031	No
58	GOM_NL__2PRFIN20060518_042741_000000382047_00434_22031_0098.N1	18-MAY-2006 04:27:41	Bright	38.000	104	27Bet Lib	2.6140	13100.	76	22031	No
59	GOM_NL__2PRFIN20060518_043252_000000452047_00434_22031_0099.N1	18-MAY-2006 04:32:52	Bright	44.500	102	24Alp Ser	2.6000	4250.0	89	22031	No
60	GOM_NL__2PRFIN20060518_043830_000000372047_00434_22031_0100.N1	18-MAY-2006 04:38:30	Bright	37.000	83		2.3780	11000.	74	22031	No
61	GOM_NL__2PRFIN20060518_044139_000000352047_00434_22031_0101.N1	18-MAY-2006 04:41:39	Bright	35.000	180	27Gam Boo	3.0400	8000.0	70	22031	No
62	GOM_NL__2PRFIN20060518_045011_000000412047_00434_22031_0102.N1	18-MAY-2006 04:50:11	Bright	40.500	119	14Eta Dra	2.7270	4700.0	81	22031	No
63	GOM_NL__2PRFIN20060518_045152_000000372047_00434_22031_0103.N1	18-MAY-2006 04:51:52	Bright	36.500	60	7Bet UMi	2.0810	3950.0	73	22031	No
64	GOM_NL__2PRFIN20060518_050430_000000532047_00434_22031_0104.N1	18-MAY-2006 05:04:30	Bright	53.000	76	27Gam Cas	2.3000	30000.	106	22031	No
65	GOM_NL__2PRFIN20060518_050544_000000372047_00434_22031_0105.N1	18-MAY-2006 05:05:44	Bright	37.000	68	18Alp Cas	2.2250	4500.0	74	22031	No
66	GOM_NL__2PRFIN20060518_051412_000000452047_00434_22031_0106.N1	18-MAY-2006 05:14:12	Tw_i_and_stray	45.000	58	21Alp And	2.0730	11000.	90	22031	No
67	GOM_NL__2PRFIN20060518_051825_000000442047_00434_22031_0107.N1	18-MAY-2006 05:18:25	Dark	43.500	140	88Gam Peg	2.8340	26000.	87	22031	No
68	GOM_NL__2PRFIN20060518_053356_000000512047_00434_22031_0108.N1	18-MAY-2006 05:33:56	Dark	50.500	18	24Alp PsA	1.1660	9700.0	101	22031	No
69	GOM_NL__2PRFIN20060518_053812_000000462047_00434_22031_0109.N1	18-MAY-2006 05:38:12	Dark	46.000	63	Bet Gru	2.1500	2800.0	92	22031	No
70	GOM_NL__2PRFIN20060518_053944_000000432047_00435_22032_0086.N1	18-MAY-2006 05:39:44	Dark	43.000	31	Alp Gru	1.7340	15200.	86	22032	No
71	GOM_NL__2PRFIN20060518_054516_000000422047_00435_22032_0087.N1	18-MAY-2006 05:45:16	Dark	42.000	45	Alp Pav	1.9400	26000.	84	22032	No
72	GOM_NL__2PRFIN20060518_055221_000000522047_00435_22032_0088.N1	18-MAY-2006 05:52:21	Straylight	51.500	141	Bet Ara	2.8400	4600.0	103	22032	No
73	GOM_NL__2PRFIN20060518_055459_000000522047_00435_22032_0089.N1	18-MAY-2006 05:54:59	Straylight	51.500	40	The Sco	1.8590	7100.0	103	22032	No
74	GOM_NL__2PRFIN20060518_055651_000000522047_00435_22032_0090.N1	18-MAY-2006 05:56:51	Straylight	52.000	25	35Lam Sco	1.6200	28000.	104	22032	No
75	GOM_NL__2PRFIN20060518_055906_000000502047_00435_22032_0091.N1	18-MAY-2006 05:59:06	Tw_i_and_stray	50.000	75	26Eps Sco	2.2910	4250.0	100	22032	No
76	GOM_NL__2PRFIN20060518_060207_000000592047_00435_22032_0092.N1	18-MAY-2006 06:02:07	Tw_i_and_stray	58.500	16	21Alp Sco	1.0200	3000.0	117	22032	No
77	GOM_NL__2PRFIN20060518_060440_000000422047_00435_22032_0093.N1	18-MAY-2006 06:04:40	Bright	42.000	97	8Bet1Sco	2.5610	30000.	84	22032	No
78	GOM_NL__2PRFIN20060518_060628_000000382047_00435_22032_0094.N1	18-MAY-2006 06:06:28	Bright	37.500	122	9Alp2Lib	2.7470	9700.0	75	22032	No
79	GOM_NL__2PRFIN20060518_060817_000000382047_00435_22032_0095.N1	18-MAY-2006 06:08:17	Bright	37.500	104	27Bet Lib	2.6140	13100.	75	22032	No
80	GOM_NL__2PRFIN20060518_061328_000000452047_00435_22032_0096.N1	18-MAY-2006 06:13:28	Bright	44.500	102	24Alp Ser	2.6000	4250.0	89	22032	No
81	GOM_NL__2PRFIN20060518_061906_000000392047_00435_22032_0097.N1	18-MAY-2006 06:19:06	Bright	38.500	83		2.3780	11000.	77	22032	No
82	GOM_NL__2PRFIN20060518_062215_000000352047_00435_22032_0098.N1	18-MAY-2006 06:22:15	Bright	35.000	180	27Gam Boo	3.0400	8000.0	70	22032	No
83	GOM_NL__2PRFIN20060518_063047_000000402047_00435_22032_0099.N1	18-MAY-2006 06:30:47	Bright	40.000	119	14Eta Dra	2.7270	4700.0	80	22032	No
84	GOM_NL__2PRFIN20060518_063228_000000372047_00435_22032_0100.N1	18-MAY-2006 06:32:28	Bright	36.500	60	7Bet UMi	2.0810	3950.0	73	22032	No
85	GOM_NL__2PRFIN20060518_064506_000000332047_00435_22032_0101.N1	18-MAY-2006 06:45:06	Bright	32.500	76	27Gam Cas	2.3000	30000.	65	22032	No
86	GOM_NL__2PRFIN20060518_064620_000000372047_00435_22032_0102.N1	18-MAY-2006 06:46:20	Bright	36.500	68	18Alp Cas	2.2250	4500.0	73	22032	No
87	GOM_NL__2PRFIN20060518_065448_000000432047_00435_22032_0103.N1	18-MAY-2006 06:54:48	Tw_i_and_stray	42.500	58	21Alp And	2.0730	11000.	85	22032	No
88	GOM_NL__2PRFIN20060518_065901_000000442047_00435_22032_0104.N1	18-MAY-2006 06:59:01	Dark	44.000	140	88Gam Peg	2.8340	26000.	88	22032	No
89	GOM_NL__2PRFIN20060518_071433_000000512047_00435_22032_0105.N1	18-MAY-2006 07:14:33	Dark	50.500	18	24Alp PsA	1.1660	9700.0	101	22032	No
90	GOM_NL__2PRFIN20060518_071849_000000472047_00435_22032_0106.N1	18-MAY-2006 07:18:49	Dark	46.500	63	Bet Gru	2.1500	2800.0	93	22032	No
91	GOM_NL__2PRFIN20060518_072021_000000432047_00436_22033_0082.N1	18-MAY-2006 07:20:21	Dark	43.000	31	Alp Gru	1.7340	15200.	86	22033	No
92	GOM_NL__2PRFIN20060518_072553_000000412047_00436_22033_0083.N1	18-MAY-2006 07:25:53	Dark	41.000	45	Alp Pav	1.9400	26000.	82	22033	No
93	GOM_NL__2PRFIN20060518_073258_000000432047_00436_22033_0084.N1	18-MAY-2006 07:32:58	Straylight	42.500	141	Bet Ara	2.8400	4600.0	85	22033	No
94	GOM_NL__2PRFIN20060518_073535_000000542047_00436_22033_0085.N1	18-MAY-2006 07:35:35	Straylight	53.500	40	The Sco	1.8590	7100.0	107	22033	No
95	GOM_NL__2PRFIN20060518_073727_000000512047_00436_22033_0086.N1	18-MAY-2006 07:37:27	Straylight	50.500	25	35Lam Sco	1.6200	28000.	101	22033	No
96	GOM_NL__2PRFIN20060518_073942_000000512047_00436_22033_0087.N1	18-MAY-2006 07:39:42	Tw_i_and_stray	51.000	75	26Eps Sco	2.2910	4250.0	102	22033	No
97	GOM_NL__2PRFIN20060518_074244_000000582047_00436_22033_0088.N1	18-MAY-2006 07:42:44	Tw_i_and_stray	57.500	16	21Alp Sco	1.0200	3000.0	115	22033	No
98	GOM_NL__2PRFIN20060518_074516_000000432047_00436_22033_0089.N1	18-MAY-2006 07:45:16	Bright	42.500	97	8Bet1Sco	2.5610	30000.	85	22033	No
99	GOM_NL__2PRFIN20060518_074704_000000372047_00436_22033_0090.N1	18-MAY-2006 07:47:04	Bright	37.000	122	9Alp2Lib	2.7470	9700.0	74	22033	No
100	GOM_NL__2PRFIN20060518_074853_000000392047_00436_22033_0091.N1	18-MAY-2006 07:48:53	Bright	39.000	104	27Bet Lib	2.6140	13100.	78	22033	No
101	GOM_NL__2PRFIN20060518_075403_000000442047_00436_22033_0092.N1	18-MAY-2006 07:54:03	Bright	43.500	102	24Alp Ser	2.6000	4250.0	87	22033	No

102	GOM_NL__2PRFIN20060518_075942_000000392047_00436_22033_0093.N1	18-MAY-2006 07:59:42	Bright	38.500	83		2.3780	11000.	77	22033	No
103	GOM_NL__2PRFIN20060518_080250_000000352047_00436_22033_0094.N1	18-MAY-2006 08:02:50	Bright	35.000	180	27Gam Boo	3.0400	8000.0	70	22033	No
104	GOM_NL__2PRFIN20060518_081122_000000422047_00436_22033_0095.N1	18-MAY-2006 08:11:22	Bright	41.500	119	14Eta Dra	2.7270	4700.0	83	22033	No
105	GOM_NL__2PRFIN20060518_081304_000000352047_00436_22033_0096.N1	18-MAY-2006 08:13:04	Bright	34.500	60	7Bet UMi	2.0810	3950.0	69	22033	No
106	GOM_NL__2PRFIN20060518_082542_000000352047_00436_22033_0097.N1	18-MAY-2006 08:25:42	Bright	34.500	76	27Gam Cas	2.3000	30000.	69	22033	No
107	GOM_NL__2PRFIN20060518_082656_000000402047_00436_22033_0098.N1	18-MAY-2006 08:26:56	Bright	39.500	68	18Alp Cas	2.2250	4500.0	79	22033	No
108	GOM_NL__2PRFIN20060518_083524_000000452047_00436_22033_0099.N1	18-MAY-2006 08:35:24	Tw_i_and_stray	44.500	58	21Alp And	2.0730	11000.	89	22033	No
109	GOM_NL__2PRFIN20060518_083937_000000422047_00436_22033_0100.N1	18-MAY-2006 08:39:37	Dark	42.000	140	88Gam Peg	2.8340	26000.	84	22033	No
110	GOM_NL__2PRFIN20060518_085510_000000542047_00436_22033_0101.N1	18-MAY-2006 08:55:10	Dark	54.000	18	24Alp PsA	1.1660	9700.0	108	22033	No
111	GOM_NL__2PRFIN20060518_085925_000000532047_00436_22033_0102.N1	18-MAY-2006 08:59:25	Dark	52.500	63	Bet Gru	2.1500	2800.0	105	22033	No
112	GOM_NL__2PRFIN20060518_090058_000000422047_00437_22034_0082.N1	18-MAY-2006 09:00:58	Dark	41.500	31	Alp Gru	1.7340	15200.	83	22034	No
113	GOM_NL__2PRFIN20060518_090629_000000412047_00437_22034_0083.N1	18-MAY-2006 09:06:29	Dark	40.500	45	Alp Pav	1.9400	26000.	81	22034	No
114	GOM_NL__2PRFIN20060518_091334_000000422047_00437_22034_0084.N1	18-MAY-2006 09:13:34	Straylight	42.000	141	Bet Ara	2.8400	4600.0	84	22034	No
115	GOM_NL__2PRFIN20060518_091612_000000482047_00437_22034_0085.N1	18-MAY-2006 09:16:12	Straylight	48.000	40	The Sco	1.8590	7100.0	96	22034	No
116	GOM_NL__2PRFIN20060518_091804_000000532047_00437_22034_0086.N1	18-MAY-2006 09:18:04	Straylight	53.000	25	35Lam Sco	1.6200	28000.	106	22034	No
117	GOM_NL__2PRFIN20060518_092018_000000522047_00437_22034_0087.N1	18-MAY-2006 09:20:18	Tw_i_and_stray	52.000	75	26Eps Sco	2.2910	4250.0	104	22034	No
118	GOM_NL__2PRFIN20060518_092320_000000602047_00437_22034_0088.N1	18-MAY-2006 09:23:20	Tw_i_and_stray	59.500	16	21Alp Sco	1.0200	3000.0	119	22034	No
119	GOM_NL__2PRFIN20060518_092552_000000432047_00437_22034_0089.N1	18-MAY-2006 09:25:52	Bright	43.000	97	8Bet1Sco	2.5610	30000.	86	22034	No
120	GOM_NL__2PRFIN20060518_092740_000000372047_00437_22034_0090.N1	18-MAY-2006 09:27:40	Bright	36.500	122	9Alp2Lib	2.7470	9700.0	73	22034	No
121	GOM_NL__2PRFIN20060518_092929_000000392047_00437_22034_0091.N1	18-MAY-2006 09:29:29	Bright	39.000	104	27Bet Lib	2.6140	13100.	78	22034	No
122	GOM_NL__2PRFIN20060518_093439_000000412047_00437_22034_0092.N1	18-MAY-2006 09:34:39	Bright	41.000	102	24Alp Ser	2.6000	4250.0	82	22034	No
123	GOM_NL__2PRFIN20060518_094017_000000362047_00437_22034_0093.N1	18-MAY-2006 09:40:17	Bright	35.500	83		2.3780	11000.	71	22034	No
124	GOM_NL__2PRFIN20060518_094326_000000362047_00437_22034_0094.N1	18-MAY-2006 09:43:26	Bright	35.500	180	27Gam Boo	3.0400	8000.0	71	22034	No
125	GOM_NL__2PRFIN20060518_095158_000000402047_00437_22034_0095.N1	18-MAY-2006 09:51:58	Bright	40.000	119	14Eta Dra	2.7270	4700.0	80	22034	No
126	GOM_NL__2PRFIN20060518_095339_000000372047_00437_22034_0096.N1	18-MAY-2006 09:53:39	Bright	36.500	60	7Bet UMi	2.0810	3950.0	73	22034	No
127	GOM_NL__2PRFIN20060518_100618_000000372047_00437_22034_0097.N1	18-MAY-2006 10:06:18	Bright	37.000	76	27Gam Cas	2.3000	30000.	74	22034	No
128	GOM_NL__2PRFIN20060518_100731_000000372047_00437_22034_0098.N1	18-MAY-2006 10:07:31	Bright	37.000	68	18Alp Cas	2.2250	4500.0	74	22034	No
129	GOM_NL__2PRFIN20060518_101600_000000472047_00437_22034_0099.N1	18-MAY-2006 10:16:00	Tw_i_and_stray	46.500	58	21Alp And	2.0730	11000.	93	22034	No
130	GOM_NL__2PRFIN20060518_102014_000000442047_00437_22034_0100.N1	18-MAY-2006 10:20:14	Dark	43.500	140	88Gam Peg	2.8340	26000.	87	22034	No
131	GOM_NL__2PRFIN20060518_103547_000000532047_00437_22034_0101.N1	18-MAY-2006 10:35:47	Dark	53.000	18	24Alp PsA	1.1660	9700.0	106	22034	No
132	GOM_NL__2PRFIN20060518_104002_000000422047_00437_22034_0102.N1	18-MAY-2006 10:40:02	Dark	41.500	63	Bet Gru	2.1500	2800.0	83	22034	No
133	GOM_NL__2PRFIN20060518_104134_000000442047_00438_22035_0082.N1	18-MAY-2006 10:41:34	Dark	44.000	31	Alp Gru	1.7340	15200.	88	22035	No
134	GOM_NL__2PRFIN20060518_104706_000000422047_00438_22035_0083.N1	18-MAY-2006 10:47:06	Dark	41.500	45	Alp Pav	1.9400	26000.	83	22035	No
135	GOM_NL__2PRFIN20060518_105411_000000412047_00438_22035_0084.N1	18-MAY-2006 10:54:11	Straylight	40.500	141	Bet Ara	2.8400	4600.0	81	22035	No
136	GOM_NL__2PRFIN20060518_105648_000000472047_00438_22035_0085.N1	18-MAY-2006 10:56:48	Straylight	46.500	40	The Sco	1.8590	7100.0	93	22035	No
137	GOM_NL__2PRFIN20060518_105840_000000502047_00438_22035_0086.N1	18-MAY-2006 10:58:40	Straylight	49.500	25	35Lam Sco	1.6200	28000.	99	22035	No
138	GOM_NL__2PRFIN20060518_110055_000000512047_00438_22035_0087.N1	18-MAY-2006 11:00:55	Tw_i_and_stray	51.000	75	26Eps Sco	2.2910	4250.0	102	22035	No
139	GOM_NL__2PRFIN20060518_110356_000000572047_00438_22035_0088.N1	18-MAY-2006 11:03:56	Tw_i_and_stray	57.000	16	21Alp Sco	1.0200	3000.0	114	22035	No
140	GOM_NL__2PRFIN20060518_110628_000000442047_00438_22035_0089.N1	18-MAY-2006 11:06:28	Bright	43.500	97	8Bet1Sco	2.5610	30000.	87	22035	No
141	GOM_NL__2PRFIN20060518_110817_000000372047_00438_22035_0090.N1	18-MAY-2006 11:08:17	Bright	36.500	122	9Alp2Lib	2.7470	9700.0	73	22035	No
142	GOM_NL__2PRFIN20060518_111005_000000392047_00438_22035_0091.N1	18-MAY-2006 11:10:05	Bright	38.500	104	27Bet Lib	2.6140	13100.	77	22035	No
143	GOM_NL__2PRFIN20060518_111515_000000422047_00438_22035_0092.N1	18-MAY-2006 11:15:15	Bright	41.500	102	24Alp Ser	2.6000	4250.0	83	22035	No
144	GOM_NL__2PRFIN20060518_112053_000000392047_00438_22035_0093.N1	18-MAY-2006 11:20:53	Bright	38.500	83		2.3780	11000.	77	22035	No
145	GOM_NL__2PRFIN20060518_112402_000000362047_00438_22035_0094.N1	18-MAY-2006 11:24:02	Bright	35.500	180	27Gam Boo	3.0400	8000.0	71	22035	No
146	GOM_NL__2PRFIN20060518_113233_000000412047_00438_22035_0095.N1	18-MAY-2006 11:32:33	Bright	41.000	119	14Eta Dra	2.7270	4700.0	82	22035	No
147	GOM_NL__2PRFIN20060518_113415_000000392047_00438_22035_0096.N1	18-MAY-2006 11:34:15	Bright	39.000	60	7Bet UMi	2.0810	3950.0	78	22035	No
148	GOM_NL__2PRFIN20060518_114654_000000342047_00438_22035_0097.N1	18-MAY-2006 11:46:54	Bright	34.000	76	27Gam Cas	2.3000	30000.	68	22035	No
149	GOM_NL__2PRFIN20060518_114807_000000352047_00438_22035_0098.N1	18-MAY-2006 11:48:07	Bright	34.500	68	18Alp Cas	2.2250	4500.0	69	22035	No
150	GOM_NL__2PRFIN20060518_115636_000000492047_00438_22035_0099.N1	18-MAY-2006 11:56:36	Tw_i_and_stray	48.500	58	21Alp And	2.0730	11000.	97	22035	No
151	GOM_NL__2PRFIN20060518_120050_000000442047_00438_22035_0100.N1	18-MAY-2006 12:00:50	Dark	43.500	140	88Gam Peg	2.8340	26000.	87	22035	No
152	GOM_NL__2PRFIN20060518_121623_000000522047_00438_22035_0101.N1	18-MAY-2006 12:16:23	Dark	51.500	18	24Alp PsA	1.1660	9700.0	103	22035	No
153	GOM_NL__2PRFIN20060518_122039_000000582047_00438_22035_0102.N1	18-MAY-2006 12:20:39	Dark	58.000	63	Bet Gru	2.1500	2800.0	116	22035	No
154	GOM_NL__2PRFIN20060518_122211_000000502047_00439_22036_9973.N1	18-MAY-2006 12:22:11	Dark	49.500	31	Alp Gru	1.7340	15200.	99	22036	No
155	GOM_NL__2PRFIN20060518_122742_000000432047_00439_22036_9974.N1	18-MAY-2006 12:27:42	Dark	42.500	45	Alp Pav	1.9400	26000.	85	22036	No
156	GOM_NL__2PRFIN20060518_123447_000000432047_00439_22036_9975.N1	18-MAY-2006 12:34:47	Straylight	42.500	141	Bet Ara	2.8400	4600.0	85	22036	No
157	GOM_NL__2PRFIN20060518_123725_000000482047_00439_22036_9976.N1	18-MAY-2006 12:37:25	Straylight	48.000	40	The Sco	1.8590	7100.0	96	22036	No
158	GOM_NL__2PRFIN20060518_123917_000000512047_00439_22036_9977.N1	18-MAY-2006 12:39:17	Straylight	50.500	25	35Lam Sco	1.6200	28000.	101	22036	No
159	GOM_NL__2PRFIN20060518_124131_000000492047_00439_22036_9978.N1	18-MAY-2006 12:41:31	Tw_i_and_stray	49.000	75	26Eps Sco	2.2910	4250.0	98	22036	No
160	GOM_NL__2PRFIN20060518_124432_000000552047_00439_22036_9979.N1	18-MAY-2006 12:44:32	Tw_i_and_stray	54.500	16	21Alp Sco	1.0200	3000.0	109	22036	No

161	GOM_NL__2PRFIN20060518_124704_000000422047_00439_22036_9980.N1	18-MAY-2006 12:47:04	Bright	41.500	97	8Bet1Sco	2.5610	30000.	83	22036	No
162	GOM_NL__2PRFIN20060518_125041_000000382047_00439_22036_9981.N1	18-MAY-2006 12:50:41	Bright	38.000	104	27Bet Lib	2.6140	13100.	76	22036	No
163	GOM_NL__2PRFIN20060518_125550_000000442047_00439_22036_9982.N1	18-MAY-2006 12:55:50	Bright	43.500	102	24Alp Ser	2.6000	4250.0	87	22036	No
164	GOM_NL__2PRFIN20060518_130129_000000392047_00439_22036_9983.N1	18-MAY-2006 13:01:29	Bright	38.500	83		2.3780	11000.	77	22036	No
165	GOM_NL__2PRFIN20060518_130438_000000372047_00439_22036_9984.N1	18-MAY-2006 13:04:38	Bright	37.000	180	27Gam Boo	3.0400	8000.0	74	22036	No
166	GOM_NL__2PRFIN20060518_131308_000000412047_00439_22036_9985.N1	18-MAY-2006 13:13:08	Bright	40.500	119	14Eta Dra	2.7270	4700.0	81	22036	No
167	GOM_NL__2PRFIN20060518_131451_000000402047_00439_22036_9986.N1	18-MAY-2006 13:14:51	Bright	39.500	60	7Bet UMi	2.0810	3950.0	79	22036	No
168	GOM_NL__2PRFIN20060518_132730_000000532047_00439_22036_9987.N1	18-MAY-2006 13:27:30	Bright	53.000	76	27Gam Cas	2.3000	30000.	106	22036	No
169	GOM_NL__2PRFIN20060518_132843_000000342047_00439_22036_9988.N1	18-MAY-2006 13:28:43	Bright	34.000	68	18Alp Cas	2.2250	4500.0	68	22036	No
170	GOM_NL__2PRFIN20060518_133712_000000452047_00439_22036_9989.N1	18-MAY-2006 13:37:12	Twi_and_stray	44.500	58	21Alp And	2.0730	11000.	89	22036	No
171	GOM_NL__2PRFIN20060518_134126_000000402047_00439_22036_9990.N1	18-MAY-2006 13:41:26	Dark	40.000	140	88Gam Peg	2.8340	26000.	80	22036	No
172	GOM_NL__2PRFIN20060518_135700_000000522047_00439_22036_9991.N1	18-MAY-2006 13:57:00	Dark	51.500	18	24Alp PsA	1.1660	9700.0	103	22036	No
173	GOM_NL__2PRFIN20060518_140115_000000432047_00439_22036_9992.N1	18-MAY-2006 14:01:15	Dark	43.000	63	Bet Gru	2.1500	2800.0	86	22036	No
174	GOM_NL__2PRFIN20060518_140248_000000442047_00440_22037_9975.N1	18-MAY-2006 14:02:48	Dark	43.500	31	Alp Gru	1.7340	15200.	87	22037	No
175	GOM_NL__2PRFIN20060518_140819_000000422047_00440_22037_9976.N1	18-MAY-2006 14:08:19	Dark	42.000	45	Alp Pav	1.9400	26000.	84	22037	No
176	GOM_NL__2PRFIN20060518_141523_000000442047_00440_22037_9977.N1	18-MAY-2006 14:15:23	Straylight	43.500	141	Bet Ara	2.8400	4600.0	87	22037	No
177	GOM_NL__2PRFIN20060518_141801_000000472047_00440_22037_9978.N1	18-MAY-2006 14:18:01	Straylight	46.500	40	The Sco	1.8590	7100.0	93	22037	No
178	GOM_NL__2PRFIN20060518_141953_000000492047_00440_22037_9979.N1	18-MAY-2006 14:19:53	Straylight	49.000	25	35Lam Sco	1.6200	28000.	98	22037	No
179	GOM_NL__2PRFIN20060518_142207_000000552047_00440_22037_9980.N1	18-MAY-2006 14:22:07	Twi_and_stray	55.000	75	26Eps Sco	2.2910	4250.0	110	22037	No
180	GOM_NL__2PRFIN20060518_142508_000000622047_00440_22037_9981.N1	18-MAY-2006 14:25:08	Twi_and_stray	61.500	16	21Alp Sco	1.0200	3000.0	123	22037	No
181	GOM_NL__2PRFIN20060518_142740_000000432047_00440_22037_9982.N1	18-MAY-2006 14:27:40	Bright	43.000	97	8Bet1Sco	2.5610	30000.	86	22037	No
182	GOM_NL__2PRFIN20060518_143117_000000382047_00440_22037_9983.N1	18-MAY-2006 14:31:17	Bright	38.000	104	27Bet Lib	2.6140	13100.	76	22037	No
183	GOM_NL__2PRFIN20060518_143626_000000422047_00440_22037_9984.N1	18-MAY-2006 14:36:26	Bright	42.000	102	24Alp Ser	2.6000	4250.0	84	22037	No
184	GOM_NL__2PRFIN20060518_144205_000000372047_00440_22037_9985.N1	18-MAY-2006 14:42:05	Bright	36.500	83		2.3780	11000.	73	22037	No
185	GOM_NL__2PRFIN20060518_144514_000000352047_00440_22037_9986.N1	18-MAY-2006 14:45:14	Bright	35.000	180	27Gam Boo	3.0400	8000.0	70	22037	No
186	GOM_NL__2PRFIN20060518_145344_000000402047_00440_22037_9987.N1	18-MAY-2006 14:53:44	Bright	39.500	119	14Eta Dra	2.7270	4700.0	79	22037	No
187	GOM_NL__2PRFIN20060518_145527_000000382047_00440_22037_9988.N1	18-MAY-2006 14:55:27	Bright	38.000	60	7Bet UMi	2.0810	3950.0	76	22037	No
188	GOM_NL__2PRFIN20060518_150806_000000332047_00440_22037_9989.N1	18-MAY-2006 15:08:06	Bright	33.000	76	27Gam Cas	2.3000	30000.	66	22037	No
189	GOM_NL__2PRFIN20060518_150919_000000342047_00440_22037_9990.N1	18-MAY-2006 15:09:19	Bright	33.500	68	18Alp Cas	2.2250	4500.0	67	22037	No
190	GOM_NL__2PRFIN20060518_151748_000000452047_00440_22037_9991.N1	18-MAY-2006 15:17:48	Twi_and_stray	45.000	58	21Alp And	2.0730	11000.	90	22037	No
191	GOM_NL__2PRFIN20060518_152203_000000412047_00440_22037_9992.N1	18-MAY-2006 15:22:03	Dark	40.500	140	88Gam Peg	2.8340	26000.	81	22037	No
192	GOM_NL__2PRFIN20060518_153737_000000502047_00440_22037_9993.N1	18-MAY-2006 15:37:37	Dark	50.000	18	24Alp PsA	1.1660	9700.0	100	22037	No
193	GOM_NL__2PRFIN20060518_154152_000000482047_00440_22037_9994.N1	18-MAY-2006 15:41:52	Dark	47.500	63	Bet Gru	2.1500	2800.0	95	22037	No
194	GOM_NL__2PRFIN20060518_154325_000000432047_00441_22038_9977.N1	18-MAY-2006 15:43:25	Dark	43.000	31	Alp Gru	1.7340	15200.	86	22038	No
195	GOM_NL__2PRFIN20060518_154856_000000422047_00441_22038_9978.N1	18-MAY-2006 15:48:56	Dark	41.500	45	Alp Pav	1.9400	26000.	83	22038	No
196	GOM_NL__2PRFIN20060518_155600_000000462047_00441_22038_9979.N1	18-MAY-2006 15:56:00	Straylight	46.000	141	Bet Ara	2.8400	4600.0	92	22038	No
197	GOM_NL__2PRFIN20060518_155838_000000502047_00441_22038_9980.N1	18-MAY-2006 15:58:38	Straylight	49.500	40	The Sco	1.8590	7100.0	99	22038	No
198	GOM_NL__2PRFIN20060518_160030_000000532047_00441_22038_9981.N1	18-MAY-2006 16:00:30	Straylight	53.000	25	35Lam Sco	1.6200	28000.	106	22038	No
199	GOM_NL__2PRFIN20060518_160244_000000522047_00441_22038_9982.N1	18-MAY-2006 16:02:44	Twi_and_stray	52.000	75	26Eps Sco	2.2910	4250.0	104	22038	No
200	GOM_NL__2PRFIN20060518_160545_000000632047_00441_22038_9983.N1	18-MAY-2006 16:05:45	Twi_and_stray	62.500	16	21Alp Sco	1.0200	3000.0	125	22038	No
201	GOM_NL__2PRFIN20060518_160816_000000432047_00441_22038_9984.N1	18-MAY-2006 16:08:16	Bright	43.000	97	8Bet1Sco	2.5610	30000.	86	22038	No
202	GOM_NL__2PRFIN20060518_161153_000000382047_00441_22038_9985.N1	18-MAY-2006 16:11:53	Bright	38.000	104	27Bet Lib	2.6140	13100.	76	22038	No
203	GOM_NL__2PRFIN20060518_161702_000000422047_00441_22038_9986.N1	18-MAY-2006 16:17:02	Bright	42.000	102	24Alp Ser	2.6000	4250.0	84	22038	No
204	GOM_NL__2PRFIN20060518_162241_000000372047_00441_22038_9987.N1	18-MAY-2006 16:22:41	Bright	37.000	83		2.3780	11000.	74	22038	No
205	GOM_NL__2PRFIN20060518_162549_000000352047_00441_22038_9988.N1	18-MAY-2006 16:25:49	Bright	34.500	180	27Gam Boo	3.0400	8000.0	69	22038	No
206	GOM_NL__2PRFIN20060518_163419_000000412047_00441_22038_9989.N1	18-MAY-2006 16:34:19	Bright	40.500	119	14Eta Dra	2.7270	4700.0	81	22038	No
207	GOM_NL__2PRFIN20060518_163603_000000352047_00441_22038_9990.N1	18-MAY-2006 16:36:03	Bright	34.500	60	7Bet UMi	2.0810	3950.0	69	22038	No
208	GOM_NL__2PRFIN20060518_164842_000000402047_00441_22038_9991.N1	18-MAY-2006 16:48:42	Bright	39.500	76	27Gam Cas	2.3000	30000.	79	22038	No
209	GOM_NL__2PRFIN20060518_164955_000000382047_00441_22038_9992.N1	18-MAY-2006 16:49:55	Bright	37.500	68	18Alp Cas	2.2250	4500.0	75	22038	No
210	GOM_NL__2PRFIN20060518_165824_000000432047_00441_22038_9993.N1	18-MAY-2006 16:58:24	Twi_and_stray	42.500	58	21Alp And	2.0730	11000.	85	22038	No
211	GOM_NL__2PRFIN20060518_170239_000000412047_00441_22038_9994.N1	18-MAY-2006 17:02:39	Dark	41.000	140	88Gam Peg	2.8340	26000.	82	22038	No
212	GOM_NL__2PRFIN20060518_171814_000000512047_00441_22038_9995.N1	18-MAY-2006 17:18:14	Dark	51.000	18	24Alp PsA	1.1660	9700.0	102	22038	No
213	GOM_NL__2PRFIN20060518_172228_000000562047_00441_22038_9996.N1	18-MAY-2006 17:22:28	Dark	55.500	63	Bet Gru	2.1500	2800.0	111	22038	No
214	GOM_NL__2PRFIN20060518_172401_000000442047_00442_22039_9978.N1	18-MAY-2006 17:24:01	Dark	44.000	31	Alp Gru	1.7340	15200.	88	22039	No
215	GOM_NL__2PRFIN20060518_172932_000000422047_00442_22039_9979.N1	18-MAY-2006 17:29:32	Dark	42.000	45	Alp Pav	1.9400	26000.	84	22039	No
216	GOM_NL__2PRFIN20060518_173636_000000402047_00442_22039_9980.N1	18-MAY-2006 17:36:36	Straylight	40.000	141	Bet Ara	2.8400	4600.0	80	22039	No
217	GOM_NL__2PRFIN20060518_173915_000000542047_00442_22039_9981.N1	18-MAY-2006 17:39:15	Straylight	53.500	40	The Sco	1.8590	7100.0	107	22039	No
218	GOM_NL__2PRFIN20060518_174106_000000492047_00442_22039_9982.N1	18-MAY-2006 17:41:06	Straylight	49.000	25	35Lam Sco	1.6200	28000.	98	22039	No
219	GOM_NL__2PRFIN20060518_174320_000000532047_00442_22039_9983.N1	18-MAY-2006 17:43:20	Twi_and_stray	52.500	75	26Eps Sco	2.2910	4250.0	105	22039	No

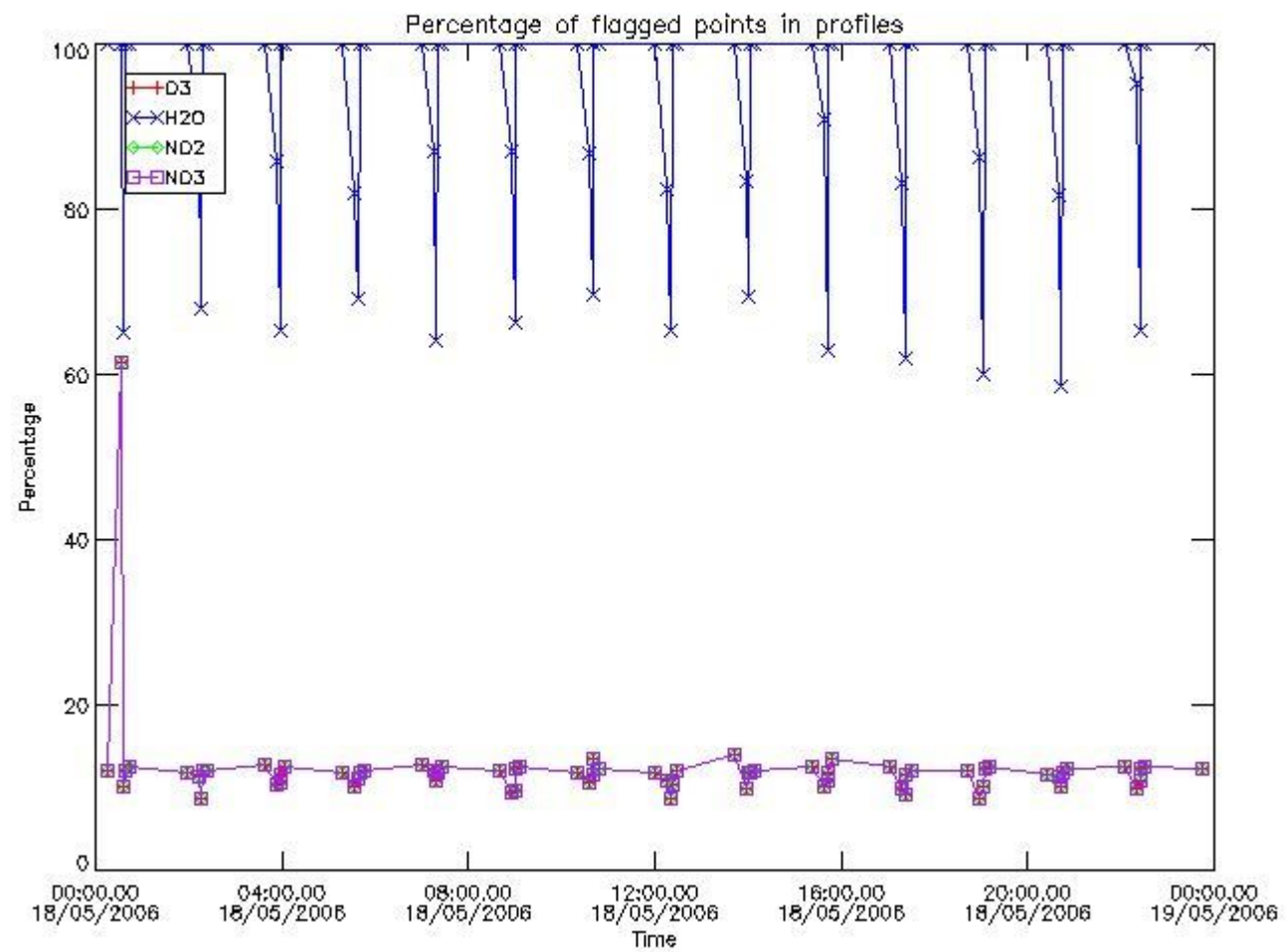
220	GOM_NL__2PRFIN20060518_174621_000000602047_00442_22039_9984.N1	18-MAY-2006 17:46:21	Twilight	60.000	16	21Alp Sco	1.0200	3000.0	120	22039	No
221	GOM_NL__2PRFIN20060518_174853_000000442047_00442_22039_9985.N1	18-MAY-2006 17:48:53	Bright	43.500	97	8Bet1Sco	2.5610	30000.	87	22039	No
222	GOM_NL__2PRFIN20060518_175229_000000372047_00442_22039_9986.N1	18-MAY-2006 17:52:29	Bright	36.500	104	27Bet Lib	2.6140	13100.	73	22039	No
223	GOM_NL__2PRFIN20060518_175738_000000422047_00442_22039_9987.N1	18-MAY-2006 17:57:38	Bright	41.500	102	24Alp Ser	2.6000	4250.0	83	22039	No
224	GOM_NL__2PRFIN20060518_180316_000000402047_00442_22039_9988.N1	18-MAY-2006 18:03:16	Bright	39.500	83		2.3780	11000.	79	22039	No
225	GOM_NL__2PRFIN20060518_180625_000000362047_00442_22039_9989.N1	18-MAY-2006 18:06:25	Bright	36.000	180	27Gam Boo	3.0400	8000.0	72	22039	No
226	GOM_NL__2PRFIN20060518_181455_000000412047_00442_22039_9990.N1	18-MAY-2006 18:14:55	Bright	41.000	119	14Eta Dra	2.7270	4700.0	82	22039	No
227	GOM_NL__2PRFIN20060518_181638_000000372047_00442_22039_9991.N1	18-MAY-2006 18:16:38	Bright	37.000	60	7Bet UMi	2.0810	3950.0	74	22039	No
228	GOM_NL__2PRFIN20060518_182918_000000342047_00442_22039_9992.N1	18-MAY-2006 18:29:18	Bright	33.500	76	27Gam Cas	2.3000	30000.	67	22039	No
229	GOM_NL__2PRFIN20060518_183031_000000382047_00442_22039_9993.N1	18-MAY-2006 18:30:31	Bright	37.500	68	18Alp Cas	2.2250	4500.0	75	22039	No
230	GOM_NL__2PRFIN20060518_183900_000000432047_00442_22039_9994.N1	18-MAY-2006 18:39:00	Twilight	42.500	58	21Alp And	2.0730	11000.	85	22039	No
231	GOM_NL__2PRFIN20060518_184315_000000422047_00442_22039_9995.N1	18-MAY-2006 18:43:15	Dark	42.000	140	88Gam Peg	2.8340	26000.	84	22039	No
232	GOM_NL__2PRFIN20060518_185851_000000592047_00442_22039_9996.N1	18-MAY-2006 18:58:51	Dark	59.000	18	24Alp PsA	1.1660	9700.0	118	22039	No
233	GOM_NL__2PRFIN20060518_190305_000000512047_00442_22039_9997.N1	18-MAY-2006 19:03:05	Dark	50.500	63	Bet Gru	2.1500	2800.0	101	22039	No
234	GOM_NL__2PRFIN20060518_190438_000000422047_00443_22040_9979.N1	18-MAY-2006 19:04:38	Dark	41.500	31	Alp Gru	1.7340	15200.	83	22040	No
235	GOM_NL__2PRFIN20060518_191009_000000412047_00443_22040_9980.N1	18-MAY-2006 19:10:09	Dark	41.000	45	Alp Pav	1.9400	26000.	82	22040	No
236	GOM_NL__2PRFIN20060518_191713_000000492047_00443_22040_9981.N1	18-MAY-2006 19:17:13	Straylight	49.000	141	Bet Ara	2.8400	4600.0	98	22040	No
237	GOM_NL__2PRFIN20060518_191951_000000472047_00443_22040_9982.N1	18-MAY-2006 19:19:51	Straylight	46.500	40	The Sco	1.8590	7100.0	93	22040	No
238	GOM_NL__2PRFIN20060518_192143_000000542047_00443_22040_9983.N1	18-MAY-2006 19:21:43	Straylight	54.000	25	35Lam Sco	1.6200	28000.	108	22040	No
239	GOM_NL__2PRFIN20060518_192357_000000512047_00443_22040_9984.N1	18-MAY-2006 19:23:57	Twilight	51.000	75	26Eps Sco	2.2910	4250.0	102	22040	No
240	GOM_NL__2PRFIN20060518_192657_000000562047_00443_22040_9985.N1	18-MAY-2006 19:26:57	Twilight	55.500	16	21Alp Sco	1.0200	3000.0	111	22040	No
241	GOM_NL__2PRFIN20060518_192929_000000432047_00443_22040_9986.N1	18-MAY-2006 19:29:29	Bright	42.500	97	8Bet1Sco	2.5610	30000.	85	22040	No
242	GOM_NL__2PRFIN20060518_193305_000000392047_00443_22040_9987.N1	18-MAY-2006 19:33:05	Bright	38.500	104	27Bet Lib	2.6140	13100.	77	22040	No
243	GOM_NL__2PRFIN20060518_193813_000000422047_00443_22040_9988.N1	18-MAY-2006 19:38:13	Bright	41.500	102	24Alp Ser	2.6000	4250.0	83	22040	No
244	GOM_NL__2PRFIN20060518_194352_000000392047_00443_22040_9989.N1	18-MAY-2006 19:43:52	Bright	38.500	83		2.3780	11000.	77	22040	No
245	GOM_NL__2PRFIN20060518_194701_000000372047_00443_22040_9990.N1	18-MAY-2006 19:47:01	Bright	37.000	180	27Gam Boo	3.0400	8000.0	74	22040	No
246	GOM_NL__2PRFIN20060518_195530_000000412047_00443_22040_9991.N1	18-MAY-2006 19:55:30	Bright	40.500	119	14Eta Dra	2.7270	4700.0	81	22040	No
247	GOM_NL__2PRFIN20060518_195714_000000382047_00443_22040_9992.N1	18-MAY-2006 19:57:14	Bright	38.000	60	7Bet UMi	2.0810	3950.0	76	22040	No
248	GOM_NL__2PRFIN20060518_200954_000000532047_00443_22040_9993.N1	18-MAY-2006 20:09:54	Bright	53.000	76	27Gam Cas	2.3000	30000.	106	22040	No
249	GOM_NL__2PRFIN20060518_201107_000000362047_00443_22040_9994.N1	18-MAY-2006 20:11:07	Bright	36.000	68	18Alp Cas	2.2250	4500.0	72	22040	No
250	GOM_NL__2PRFIN20060518_201937_000000462047_00443_22040_9995.N1	18-MAY-2006 20:19:37	Twilight	45.500	58	21Alp And	2.0730	11000.	91	22040	No
251	GOM_NL__2PRFIN20060518_202351_000000452047_00443_22040_9996.N1	18-MAY-2006 20:23:51	Dark	44.500	140	88Gam Peg	2.8340	26000.	89	22040	No
252	GOM_NL__2PRFIN20060518_203927_000000502047_00443_22040_9997.N1	18-MAY-2006 20:39:27	Dark	49.500	18	24Alp PsA	1.1660	9700.0	99	22040	No
253	GOM_NL__2PRFIN20060518_204342_000000502047_00443_22040_9998.N1	18-MAY-2006 20:43:42	Dark	50.000	63	Bet Gru	2.1500	2800.0	100	22040	No
254	GOM_NL__2PRFIN20060518_204515_000000432047_00444_22041_9980.N1	18-MAY-2006 20:45:15	Dark	43.000	31	Alp Gru	1.7340	15200.	86	22041	No
255	GOM_NL__2PRFIN20060518_205046_000000422047_00444_22041_9981.N1	18-MAY-2006 20:50:46	Dark	41.500	45	Alp Pav	1.9400	26000.	83	22041	No
256	GOM_NL__2PRFIN20060518_205749_000000412047_00444_22041_9982.N1	18-MAY-2006 20:57:49	Straylight	41.000	141	Bet Ara	2.8400	4600.0	82	22041	No
257	GOM_NL__2PRFIN20060518_210028_000000522047_00444_22041_9983.N1	18-MAY-2006 21:00:28	Straylight	51.500	40	The Sco	1.8590	7100.0	103	22041	No
258	GOM_NL__2PRFIN20060518_210219_000000532047_00444_22041_9984.N1	18-MAY-2006 21:02:19	Straylight	52.500	25	35Lam Sco	1.6200	28000.	105	22041	No
259	GOM_NL__2PRFIN20060518_210433_000000482047_00444_22041_9985.N1	18-MAY-2006 21:04:33	Twilight	48.000	75	26Eps Sco	2.2910	4250.0	96	22041	No
260	GOM_NL__2PRFIN20060518_210733_000000552047_00444_22041_9986.N1	18-MAY-2006 21:07:33	Twilight	54.500	16	21Alp Sco	1.0200	3000.0	109	22041	No
261	GOM_NL__2PRFIN20060518_211005_000000412047_00444_22041_9987.N1	18-MAY-2006 21:10:05	Bright	41.000	97	8Bet1Sco	2.5610	30000.	82	22041	No
262	GOM_NL__2PRFIN20060518_211341_000000392047_00444_22041_9988.N1	18-MAY-2006 21:13:41	Bright	38.500	104	27Bet Lib	2.6140	13100.	77	22041	No
263	GOM_NL__2PRFIN20060518_211849_000000422047_00444_22041_9989.N1	18-MAY-2006 21:18:49	Bright	41.500	102	24Alp Ser	2.6000	4250.0	83	22041	No
264	GOM_NL__2PRFIN20060518_212428_000000382047_00444_22041_9990.N1	18-MAY-2006 21:24:28	Bright	37.500	83		2.3780	11000.	75	22041	No
265	GOM_NL__2PRFIN20060518_212737_000000342047_00444_22041_9991.N1	18-MAY-2006 21:27:37	Bright	34.000	180	27Gam Boo	3.0400	8000.0	68	22041	No
266	GOM_NL__2PRFIN20060518_213606_000000412047_00444_22041_9992.N1	18-MAY-2006 21:36:06	Bright	40.500	119	14Eta Dra	2.7270	4700.0	81	22041	No
267	GOM_NL__2PRFIN20060518_213750_000000362047_00444_22041_9993.N1	18-MAY-2006 21:37:50	Bright	36.000	60	7Bet UMi	2.0810	3950.0	72	22041	No
268	GOM_NL__2PRFIN20060518_215030_000000402047_00444_22041_9994.N1	18-MAY-2006 21:50:30	Bright	39.500	76	27Gam Cas	2.3000	30000.	79	22041	No
269	GOM_NL__2PRFIN20060518_215143_000000372047_00444_22041_9995.N1	18-MAY-2006 21:51:43	Bright	36.500	68	18Alp Cas	2.2250	4500.0	73	22041	No
270	GOM_NL__2PRFIN20060518_220013_000000482047_00444_22041_9996.N1	18-MAY-2006 22:00:13	Twilight	47.500	58	21Alp And	2.0730	11000.	95	22041	No
271	GOM_NL__2PRFIN20060518_220428_000000412047_00444_22041_9997.N1	18-MAY-2006 22:04:28	Dark	40.500	140	88Gam Peg	2.8340	26000.	81	22041	No
272	GOM_NL__2PRFIN20060518_222004_000000522047_00444_22041_9998.N1	18-MAY-2006 22:20:04	Dark	51.500	18	24Alp PsA	1.1660	9700.0	103	22041	No
273	GOM_NL__2PRFIN20060518_222418_000000472047_00444_22041_9999.N1	18-MAY-2006 22:24:18	Dark	46.500	63	Bet Gru	2.1500	2800.0	93	22041	No
274	GOM_NL__2PRFIN20060518_222552_000000462047_00445_22042_9981.N1	18-MAY-2006 22:25:52	Dark	45.500	31	Alp Gru	1.7340	15200.	91	22042	No
275	GOM_NL__2PRFIN20060518_223122_000000412047_00445_22042_9982.N1	18-MAY-2006 22:31:22	Dark	41.000	45	Alp Pav	1.9400	26000.	82	22042	No
276	GOM_NL__2PRFIN20060518_223825_000000462047_00445_22042_9983.N1	18-MAY-2006 22:38:25	Straylight	45.500	141	Bet Ara	2.8400	4600.0	91	22042	No
277	GOM_NL__2PRFIN20060518_224104_000000492047_00445_22042_9984.N1	18-MAY-2006 22:41:04	Straylight	49.000	40	The Sco	1.8590	7100.0	98	22042	No
278	GOM_NL__2PRFIN20060518_224256_000000532047_00445_22042_9985.N1	18-MAY-2006 22:42:56	Straylight	53.000	25	35Lam Sco	1.6200	28000.	106	22042	No

279	GOM_NL__2PRFIN20060518_224509_000000542047_00445_22042_9986.N1	18-MAY-2006 22:45:09	Twilight_stray	53.500	75	26Eps Sco	2.2910	4250.0	107	22042	No
280	GOM_NL__2PRFIN20060518_224809_000000562047_00445_22042_9987.N1	18-MAY-2006 22:48:09	Twilight_stray	55.500	16	21Alp Sco	1.0200	3000.0	111	22042	No
281	GOM_NL__2PRFIN20060518_225041_000000432047_00445_22042_9988.N1	18-MAY-2006 22:50:41	Bright	43.000	97	8Bet1Sco	2.5610	30000.	86	22042	No
282	GOM_NL__2PRFIN20060518_225417_000000382047_00445_22042_9989.N1	18-MAY-2006 22:54:17	Bright	38.000	104	27Bet Lib	2.6140	13100.	76	22042	No
283	GOM_NL__2PRFIN20060518_225925_000000422047_00445_22042_9990.N1	18-MAY-2006 22:59:25	Bright	42.000	102	24Alp Ser	2.6000	4250.0	84	22042	No
284	GOM_NL__2PRFIN20060518_230504_000000372047_00445_22042_9991.N1	18-MAY-2006 23:05:04	Bright	37.000	83		2.3780	11000.	74	22042	No
285	GOM_NL__2PRFIN20060518_230813_000000362047_00445_22042_9992.N1	18-MAY-2006 23:08:13	Bright	35.500	180	27Gam Boo	3.0400	8000.0	71	22042	No
286	GOM_NL__2PRFIN20060518_231641_000000422047_00445_22042_9993.N1	18-MAY-2006 23:16:41	Bright	41.500	119	14Eta Dra	2.7270	4700.0	83	22042	No
287	GOM_NL__2PRFIN20060518_231826_000000382047_00445_22042_9994.N1	18-MAY-2006 23:18:26	Bright	38.000	60	7Bet UMi	2.0810	3950.0	76	22042	No
288	GOM_NL__2PRFIN20060518_233105_000000372047_00445_22042_9995.N1	18-MAY-2006 23:31:05	Bright	36.500	76	27Gam Cas	2.3000	30000.	73	22042	No
289	GOM_NL__2PRFIN20060518_233219_000000372047_00445_22042_9996.N1	18-MAY-2006 23:32:19	Bright	36.500	68	18Alp Cas	2.2250	4500.0	73	22042	No
290	GOM_NL__2PRFIN20060518_234048_000000472047_00445_22042_9997.N1	18-MAY-2006 23:40:48	Twilight_stray	46.500	58	21Alp And	2.0730	11000.	93	22042	No
291	GOM_NL__2PRFIN20060518_234504_000000412047_00445_22042_9998.N1	18-MAY-2006 23:45:04	Dark	41.000	140	88Gam Peg	2.8340	26000.	82	22042	No

3. Quality information per product


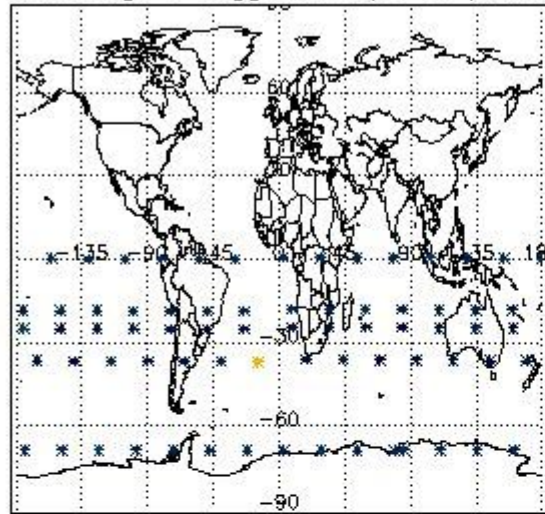
In this section it is plotted some information contained in the Quality Summary data set of the level 2 products. Only products in dark limb conditions and without errors (error flag in the MPH set to "0") are used.

3.1 Plot quality information per product (time dependant)

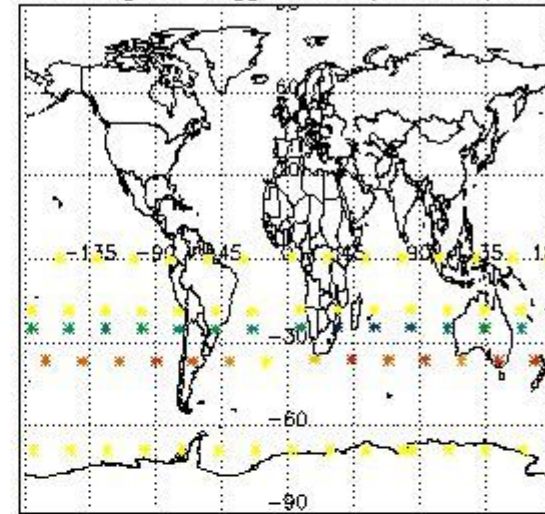


3.2 Plot quality information per product (world map)

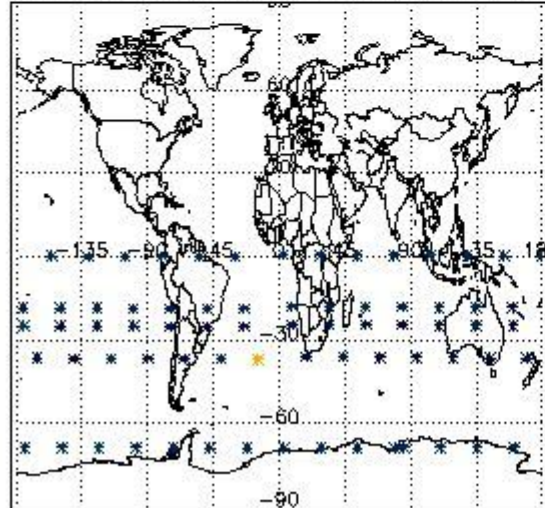
Percentage of flagged data per O3 profile



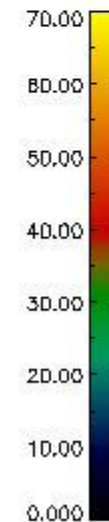
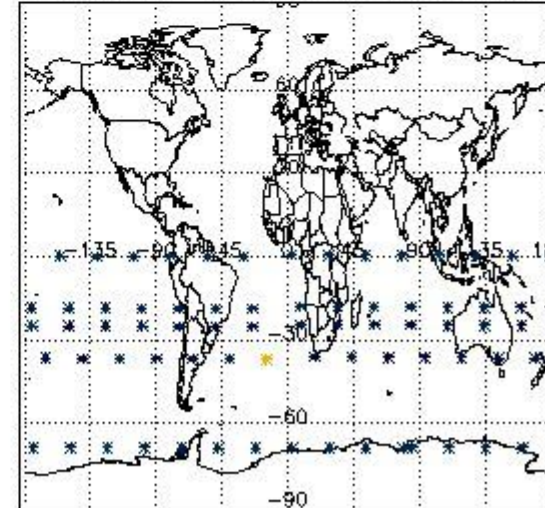
Percentage of flagged data per H2O profile



Percentage of flagged data per NO2 profile



Percentage of flagged data per NO3 profile

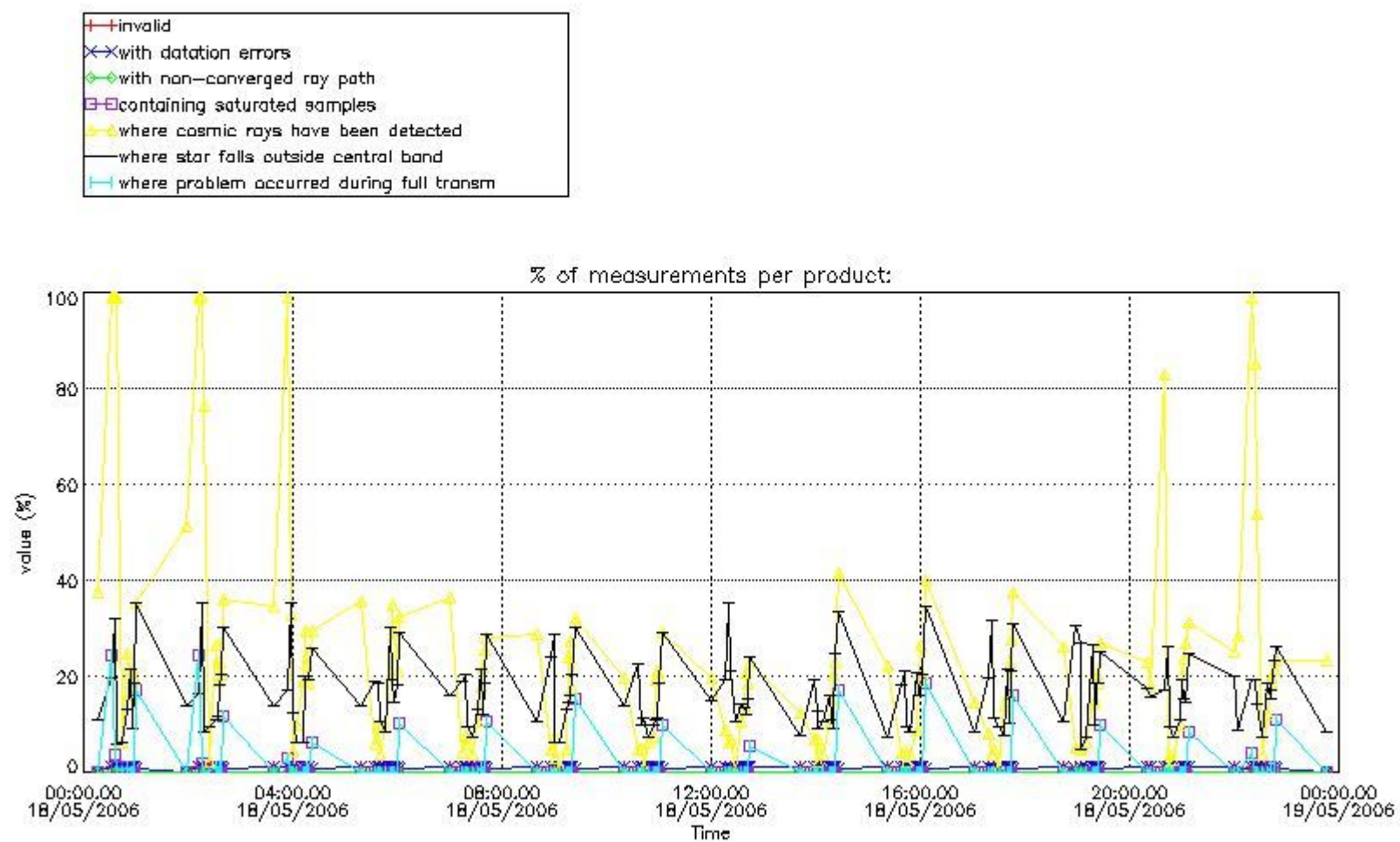


4. Level 1 quality information per product

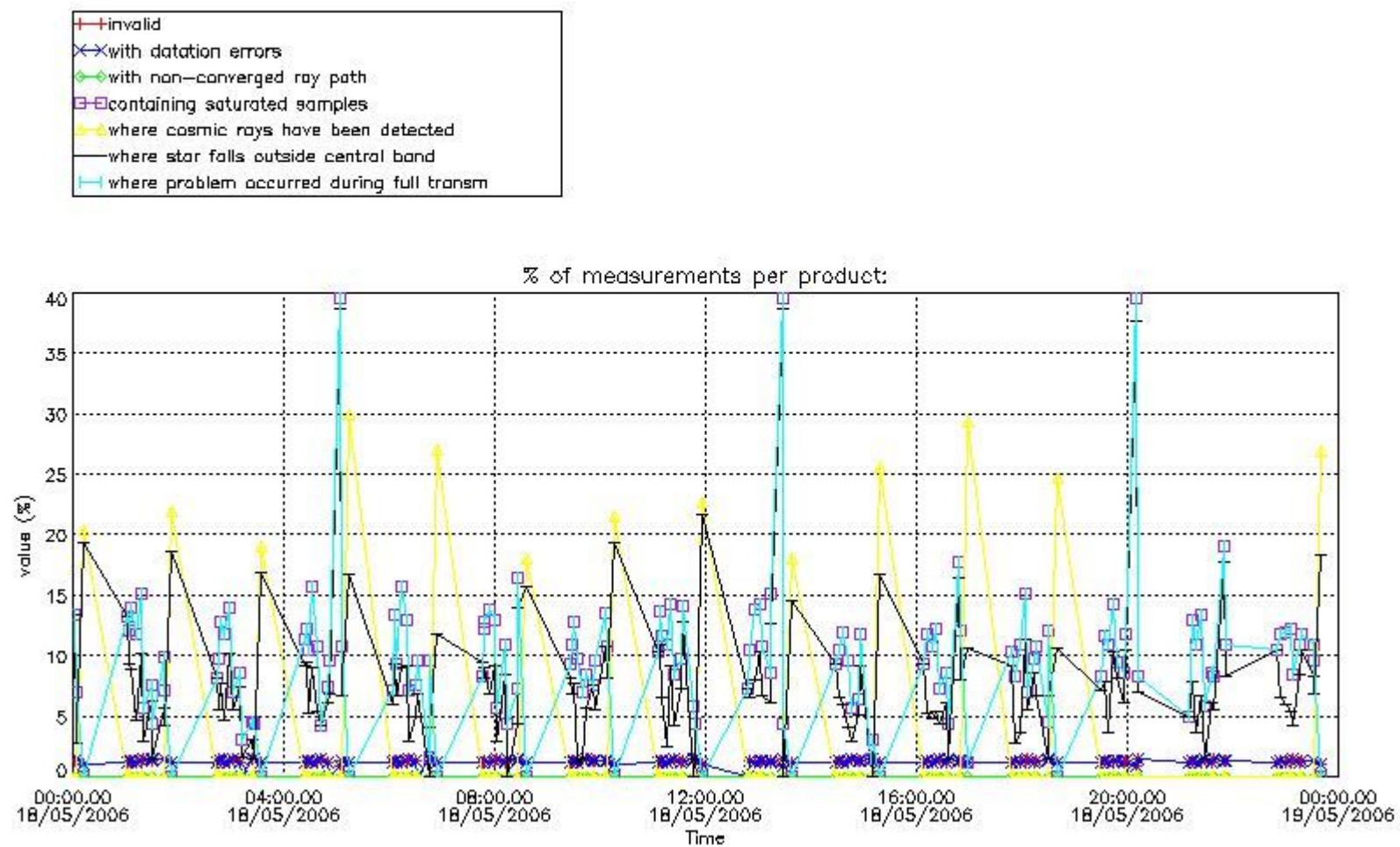
In this section it is plotted some information contained in the Quality Summary data set of the level 2 products that comes from the level 1b processing. Products without errors (error flag in the MPH set to "0") are used.

4.1 Plot quality information per product (time dependant) coming from level 1b processing

4.1.1 Plot level 1 quality information per product (time dependant): ENVISAT ASCENDING passes

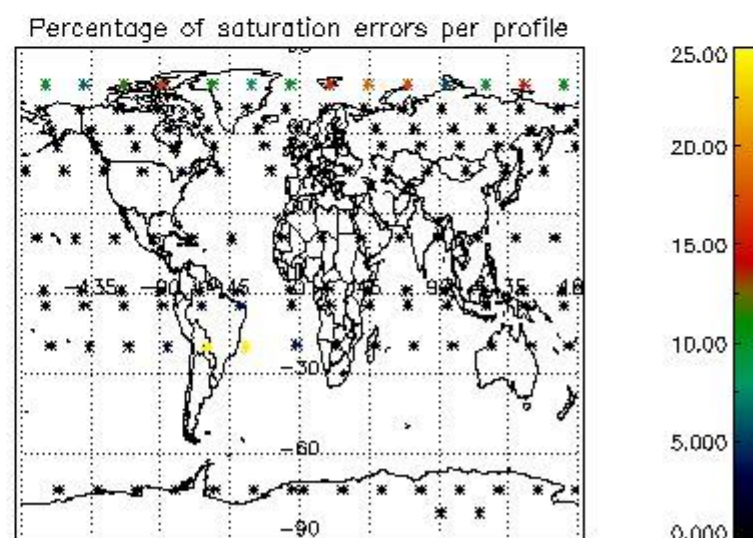
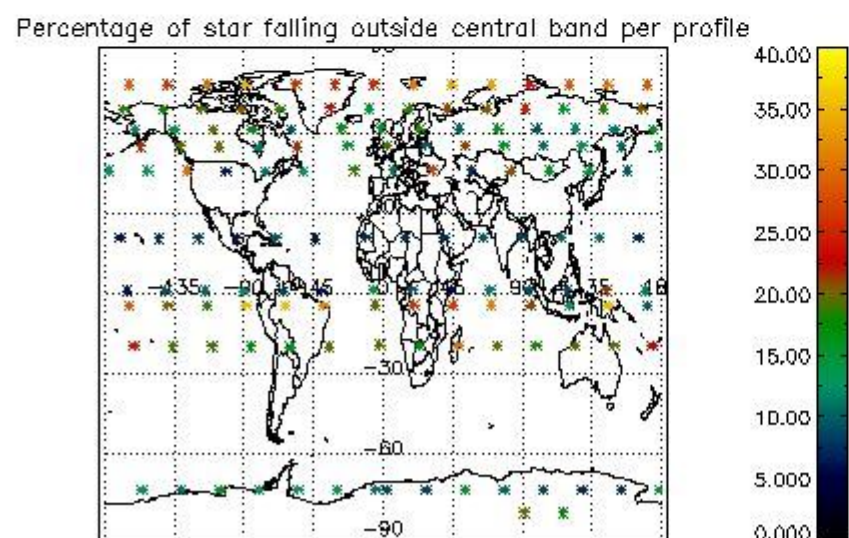
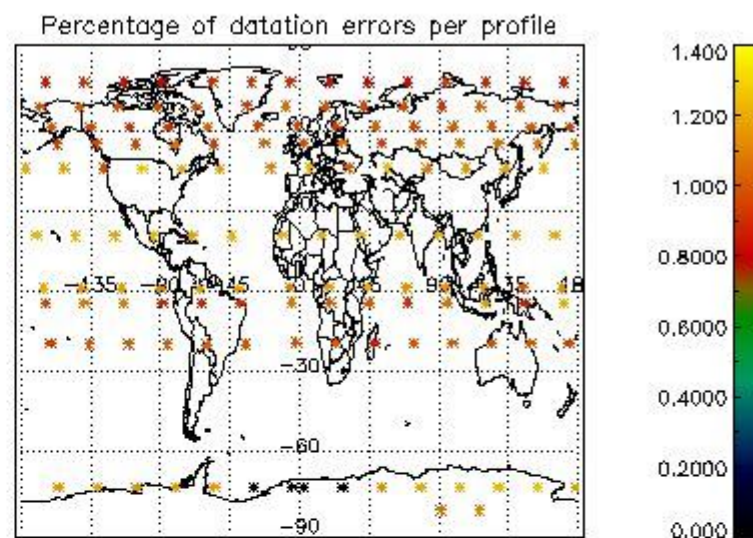
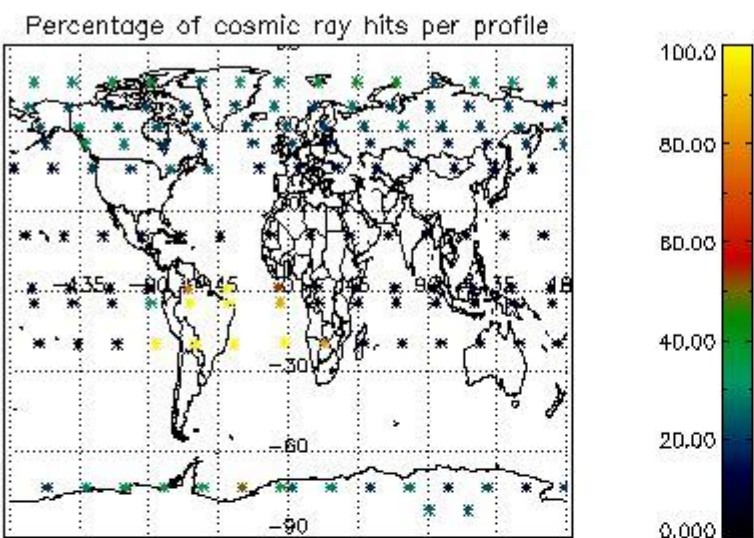


4.1.2 Plot level 1 quality information per product (time dependant): ENVI SAT DESCENDING passes

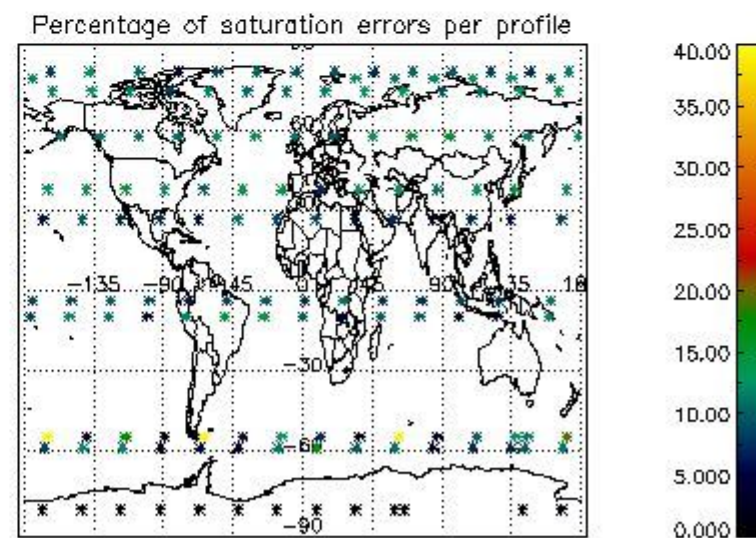
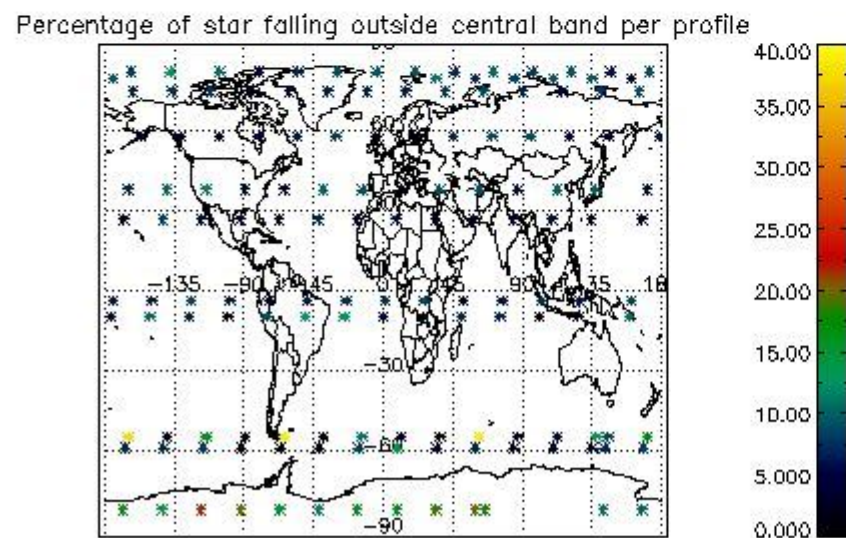
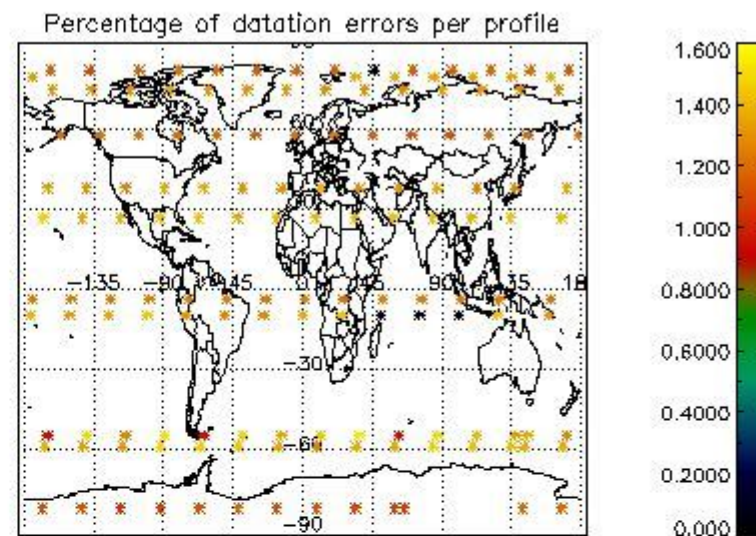
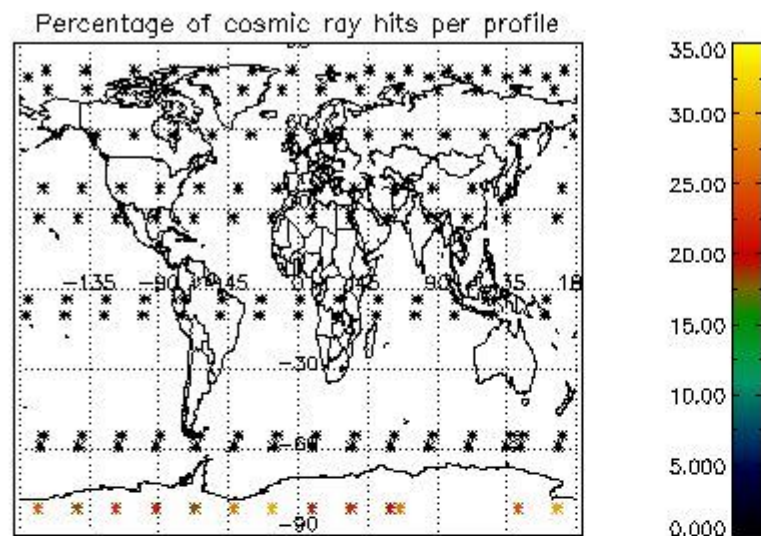


4.2 Plot quality information per product coming from level 1b processing (world map)

4.2.1 Plot level 1 quality information per product (world map): ENVISAT ASCENDING passes



4.2.2 Plot level 1 quality information per product (world map): ENVISAT DESCENDING passes



5. Trace gas profiles

5.1 Ozone statistics based on quality of products

The final quality of the products can be "measured" using the STD (Standard Deviation) attached to every point profile. This information is written to the parameter GOM_NL__2P/NL_LOCAL_SPECIES_DENSITY/o3_std of the level 2 products. The table below shows the statistics for given STD ranges.

The statistics are given with respect to the overall valid production:

- Products without fatal errors: GOM_NL__2P/MPH/PRODUCT_ERR=0
- Valid point profile: GOM_NL__2P/NL_LOCAL_SPECIES_DENSITY/pcd(0)=0

The 'Criteria' is applied to valid points of dark limb products:

- Products in dark limb illumination condition: GOM_NL__2P/NL_SUMMARY_QUALITY/obs_ill_cond=0
- Products without fatal errors: GOM_NL__2P/MPH/PRODUCT_ERR=0
- Valid point profile: GOM_NL__2P/NL_LOCAL_SPECIES_DENSITY/pcd(0)=0

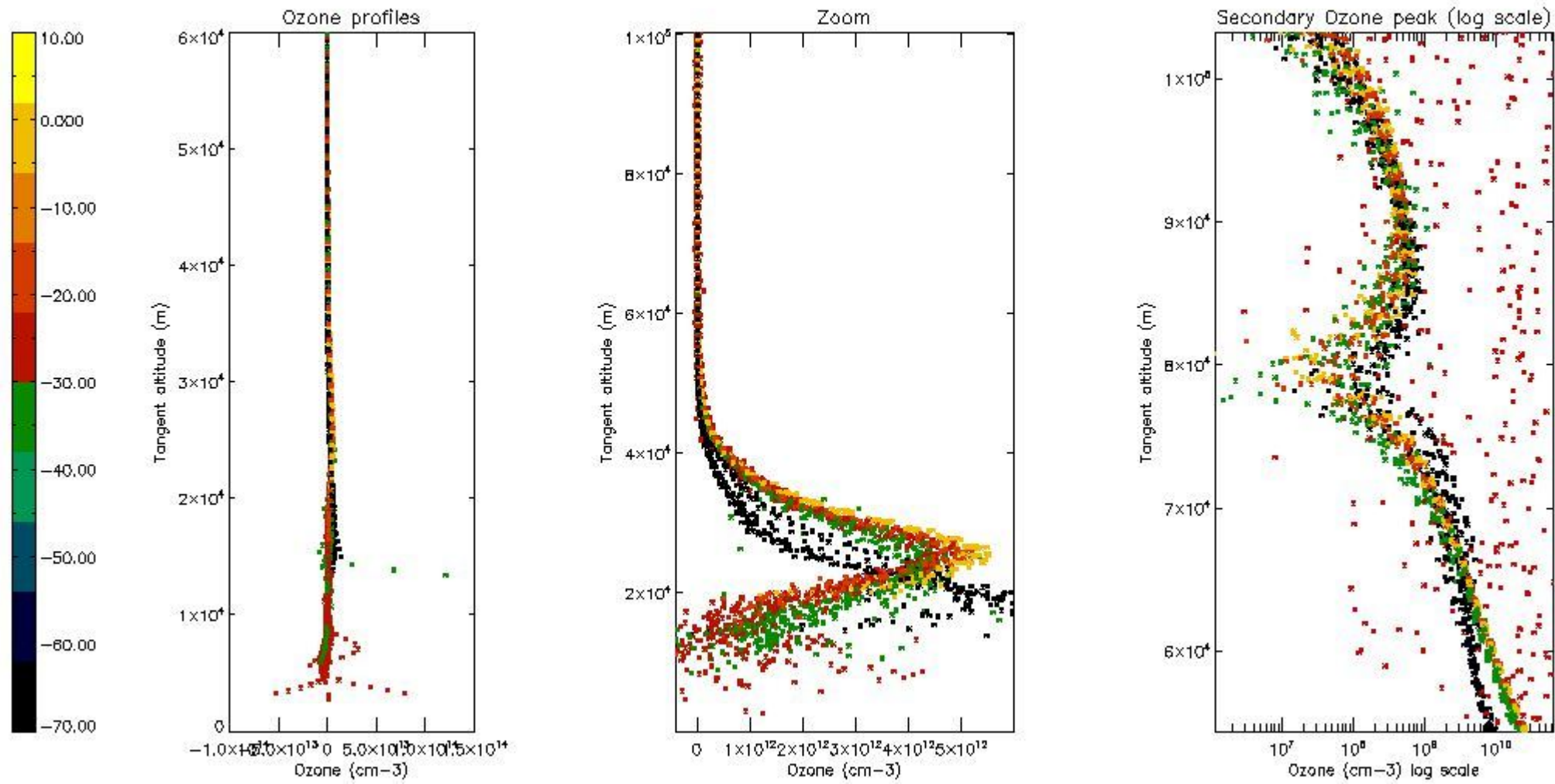
So, the table below shows the percentage of dark limb and valid observations for each criteria with respect to the overall valid daily observations.

Criteria	% of total production
All STD	26
STD < 20	16

STD < 10	13
STD < 5	10

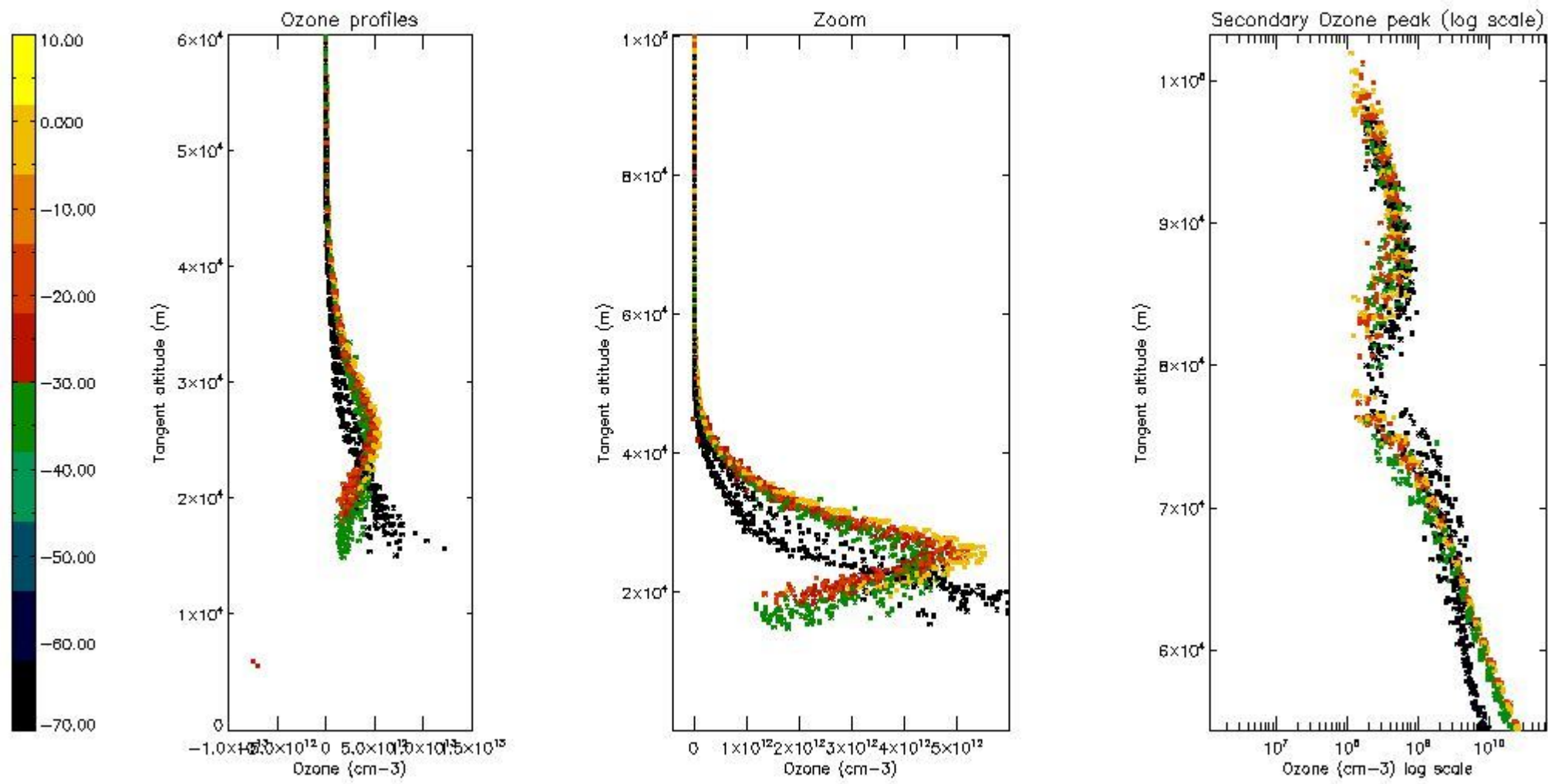
5.2 Plot ozone profiles for all STD (dark without errors)

The colorbar represents the latitude.



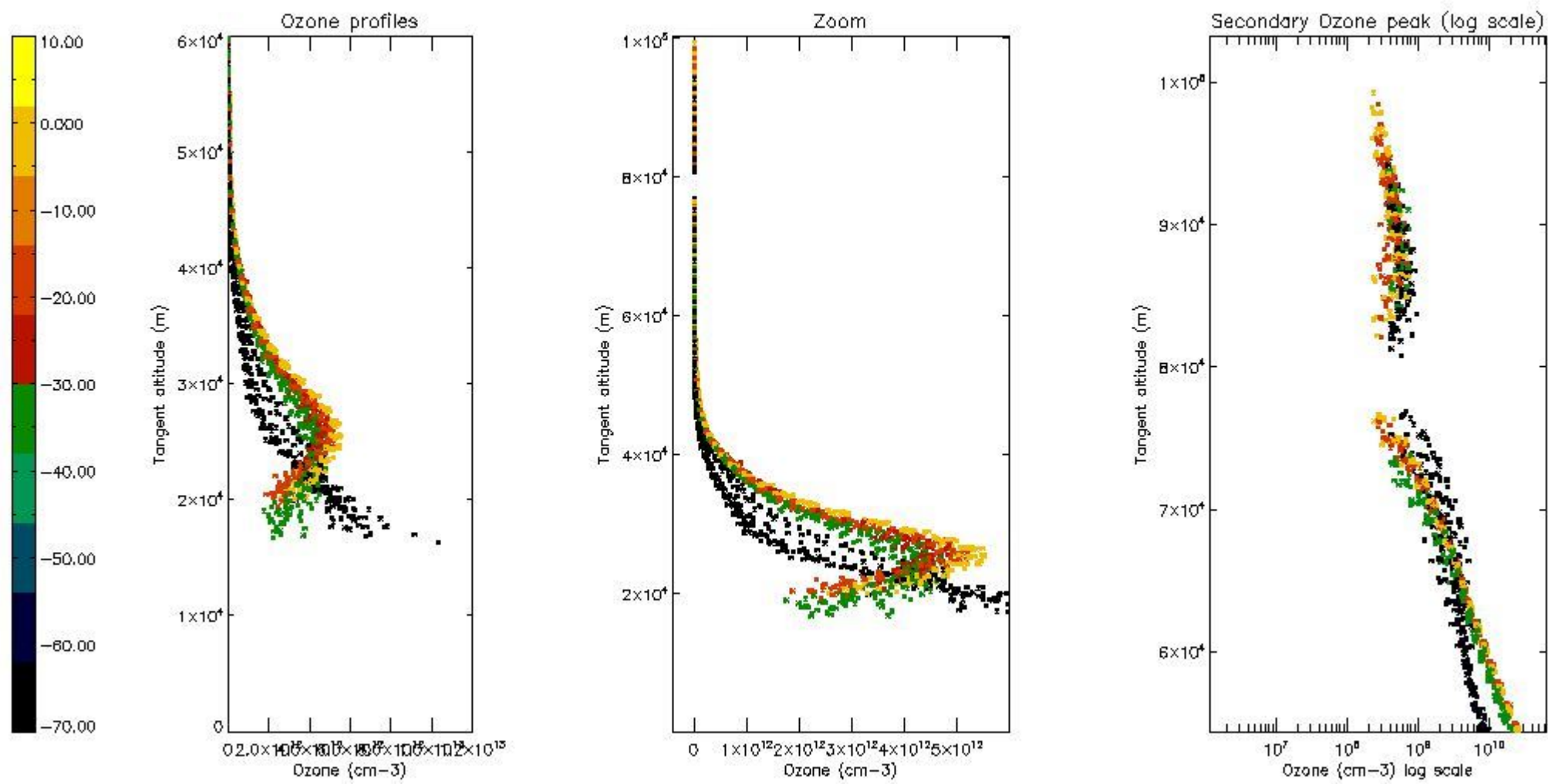
5.3 Plot ozone profiles where STD < 20% (dark without errors)

The colorbar represents the latitude.



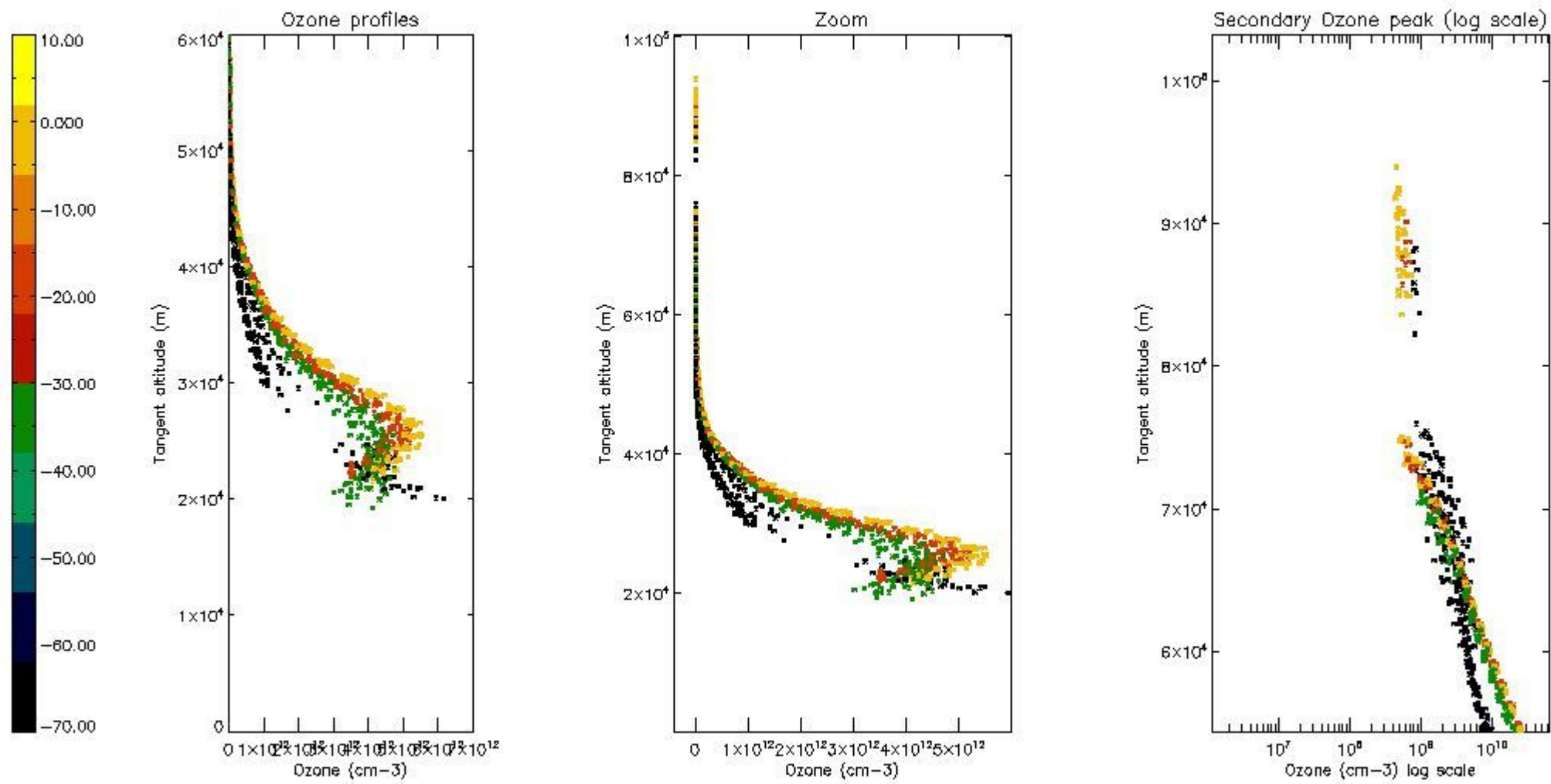
5.4 Plot ozone profiles where STD < 10% (dark without errors)

The colorbar represents the latitude.



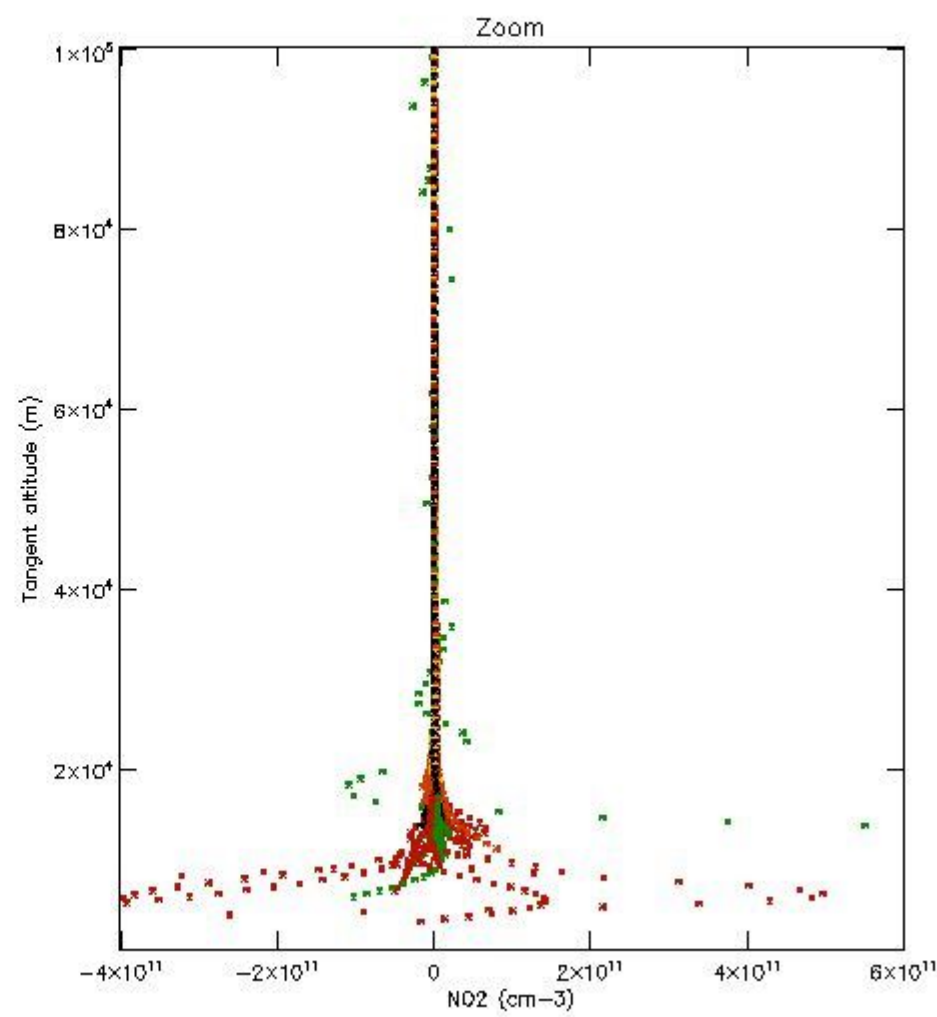
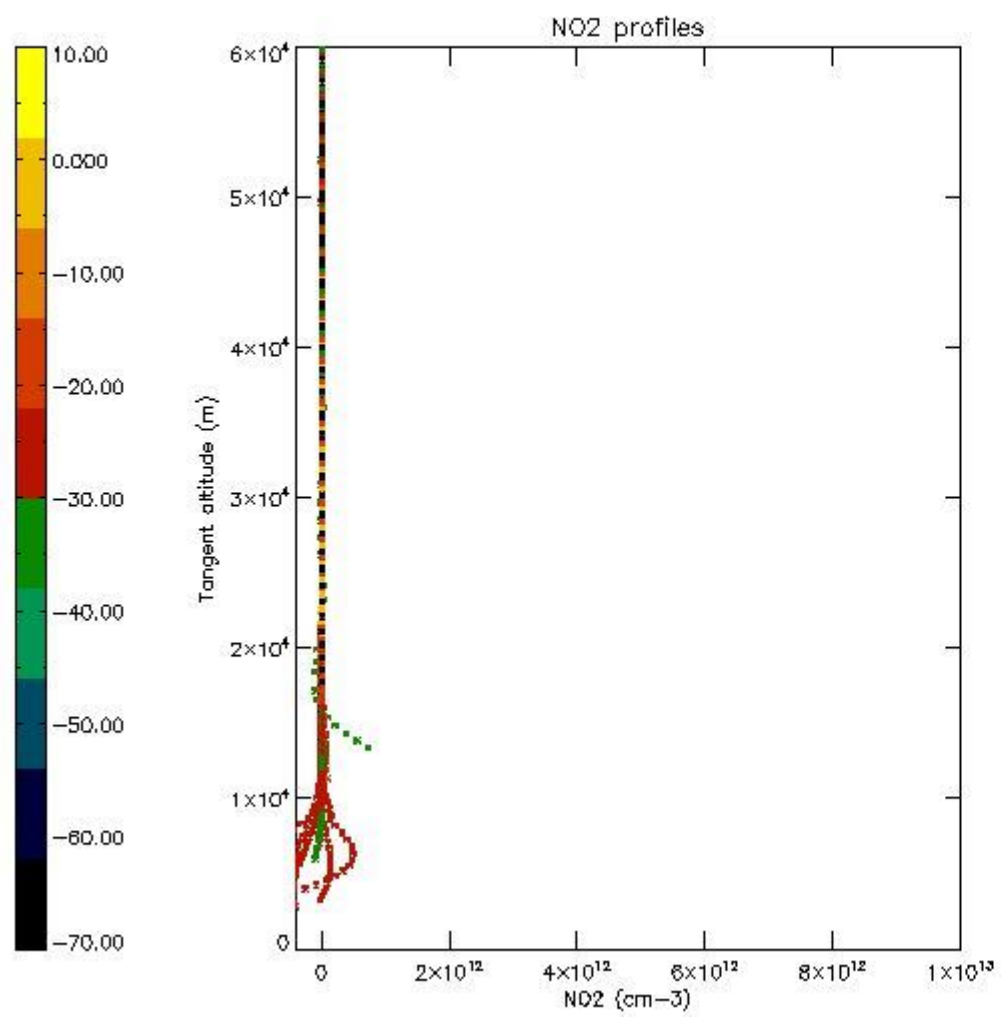
5.5 Plot ozone profiles where STD < 5% (dark without errors)

The colorbar represents the latitude.



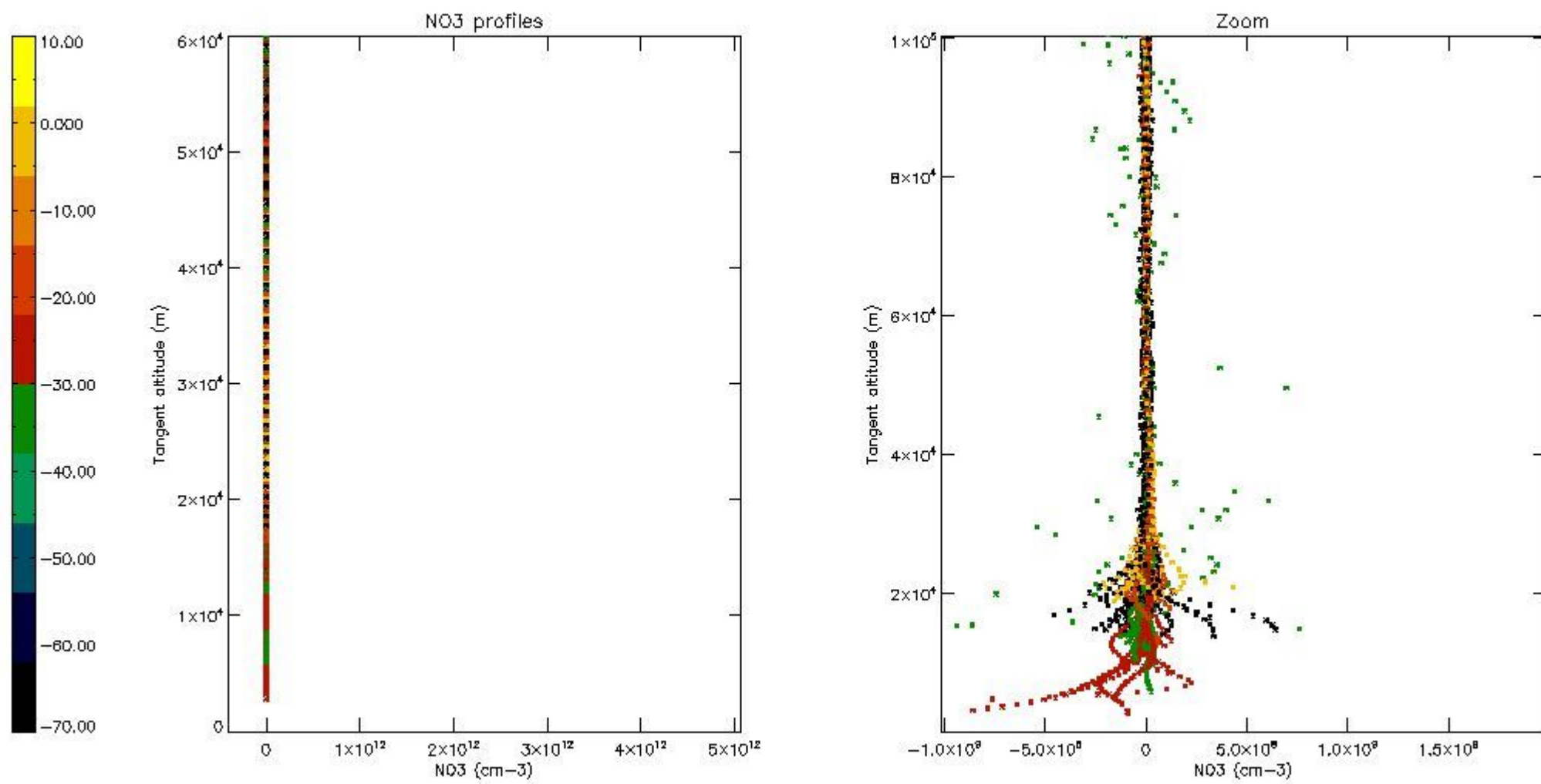
5.6 Plot NO₂ profiles for all STD (dark without errors)

The colorbar represents the latitude.



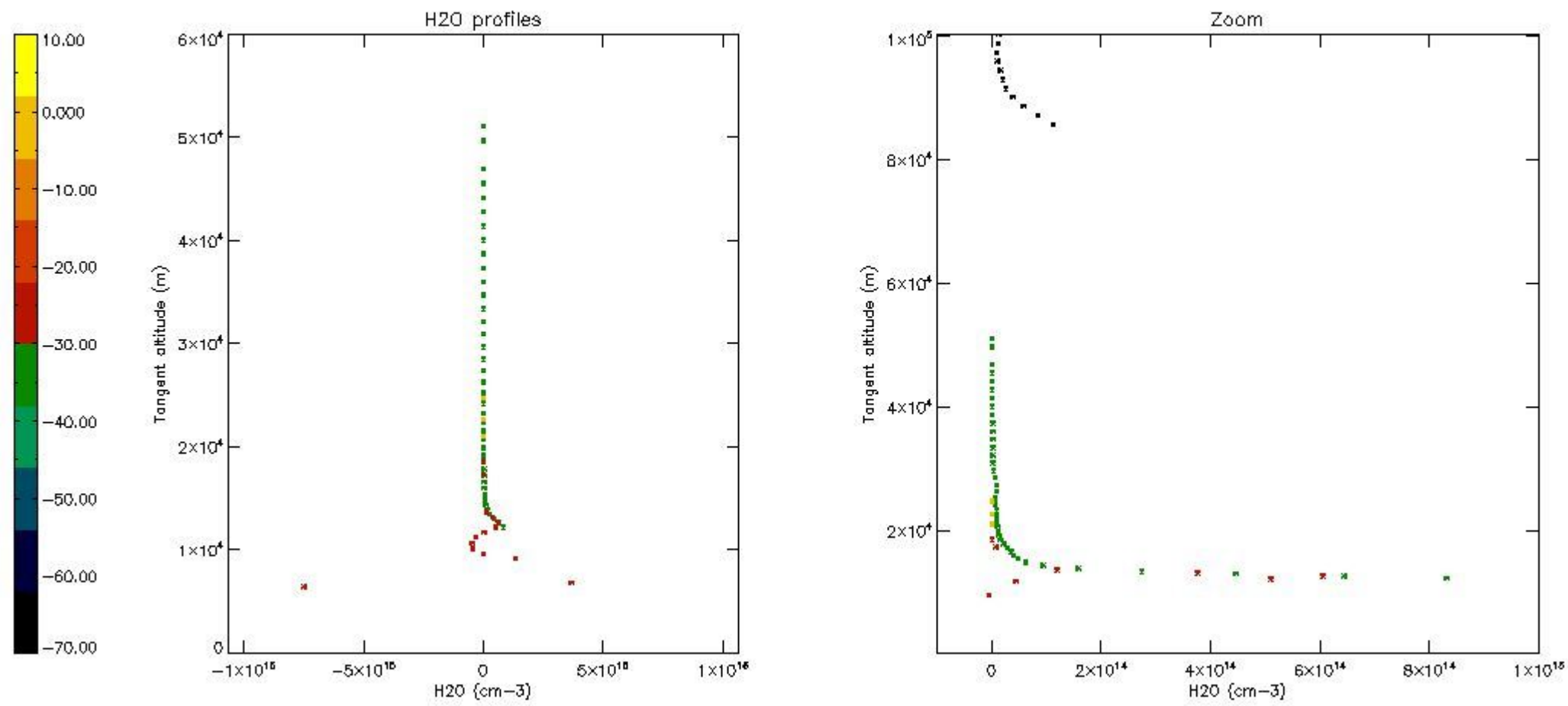
5.7 Plot NO3 profiles for all STD (dark without errors)

The colorbar represents the latitude.



5.8 Plot H2O profiles for all STD (only for occultations of stars 1,2,3,4,13,14,16,26,63 dark without errors)

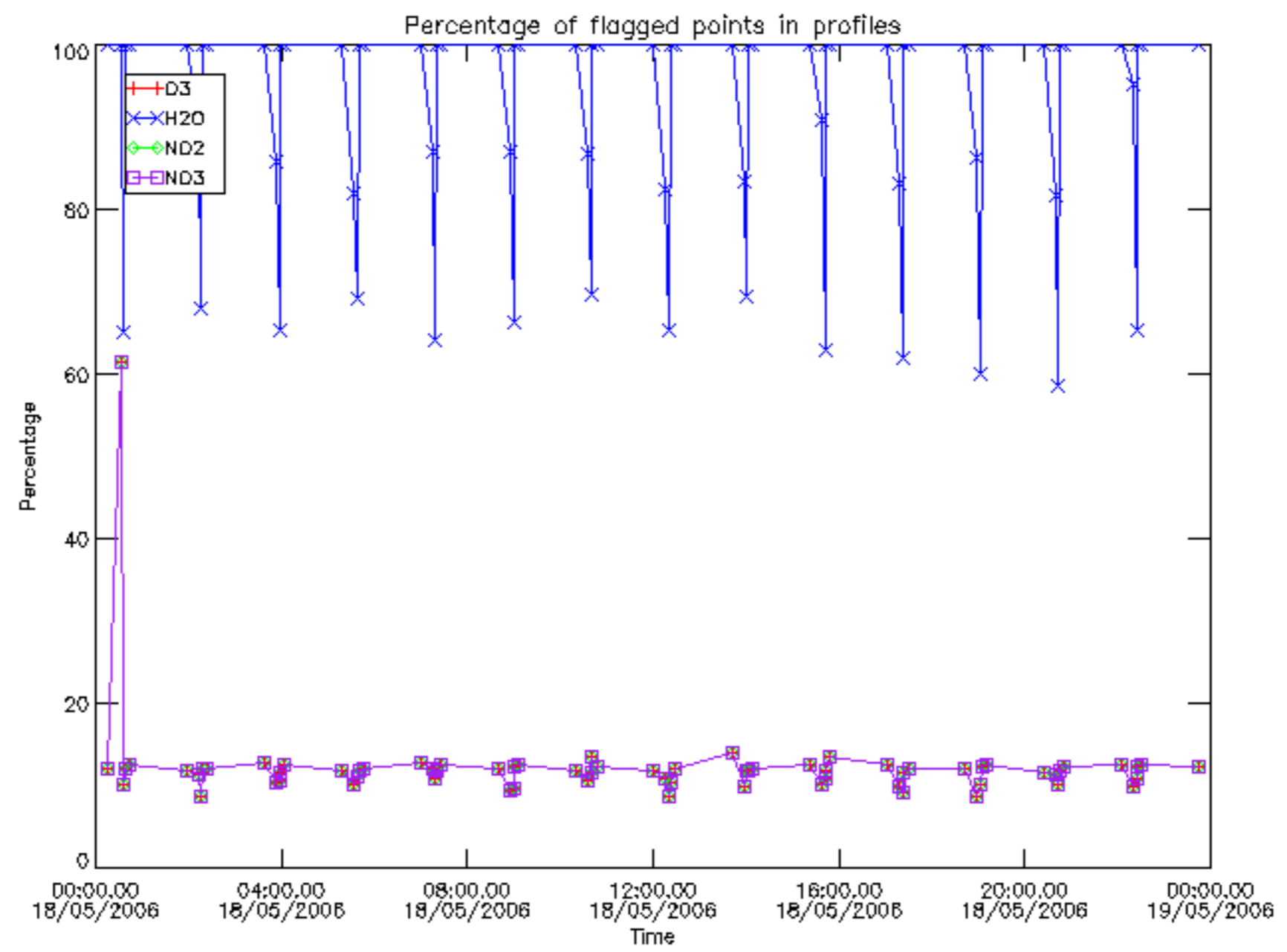
The colorbar represents the latitude.



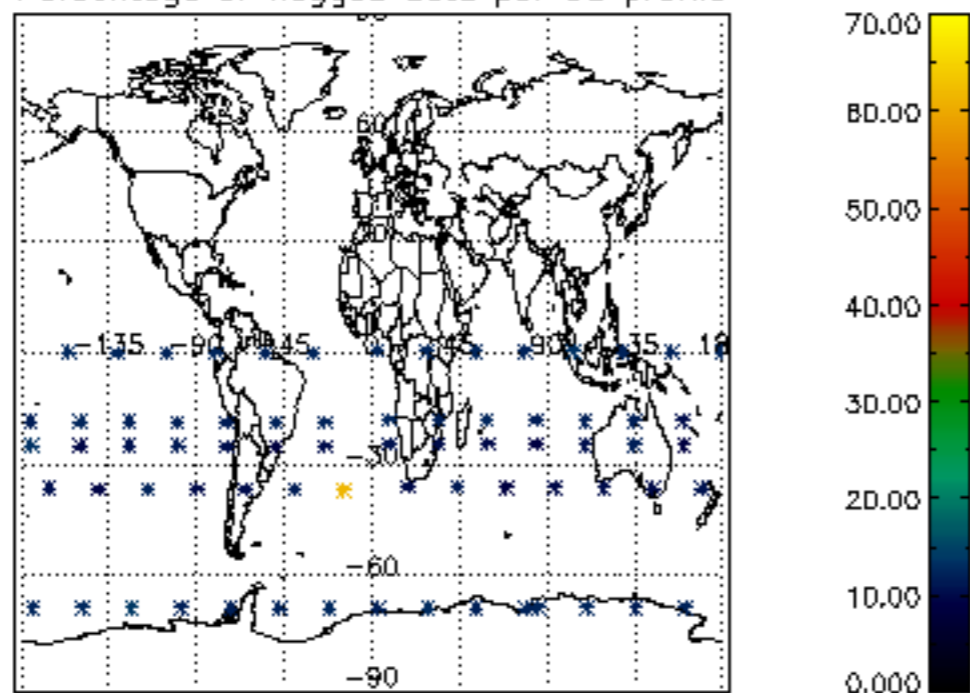
6. Auxiliary Data Files used for the production reported in section 2

The number reported in the third column indicates since which file (see list in section 2) the corresponding auxiliary file has been used. The fourth column is the date of those product files.

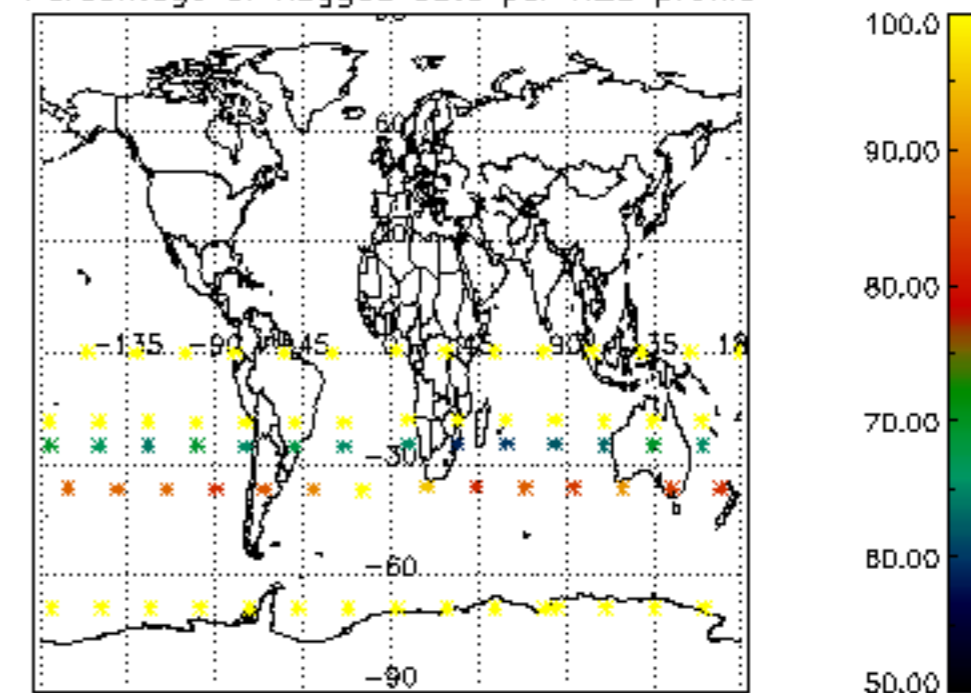
Type	Auxiliary Filename	Used since product	Used since product date
INST_PHYS_CHARACTERISTICS	GOM_INS_AXVIEC20091111_143220_20030716_120000_20500101_000000	1	18-MAY-2006 00:02:42
LEVEL-2_PROC_CONFIG	GOM_PR2_AXVIEC20091111_152718_20020301_000000_20500101_000000	1	18-MAY-2006 00:02:42
CROSS_SECTIONS_FILE	GOM_CRS_AXVIEC20091111_154832_20020301_000000_20500101_000000	1	18-MAY-2006 00:02:42



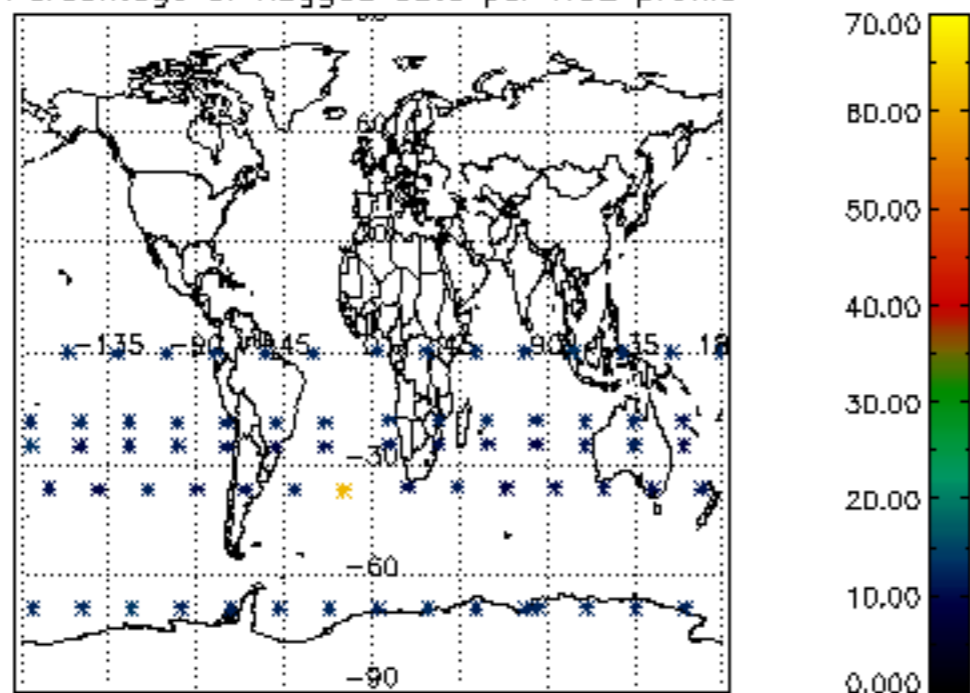
Percentage of flagged data per D3 profile



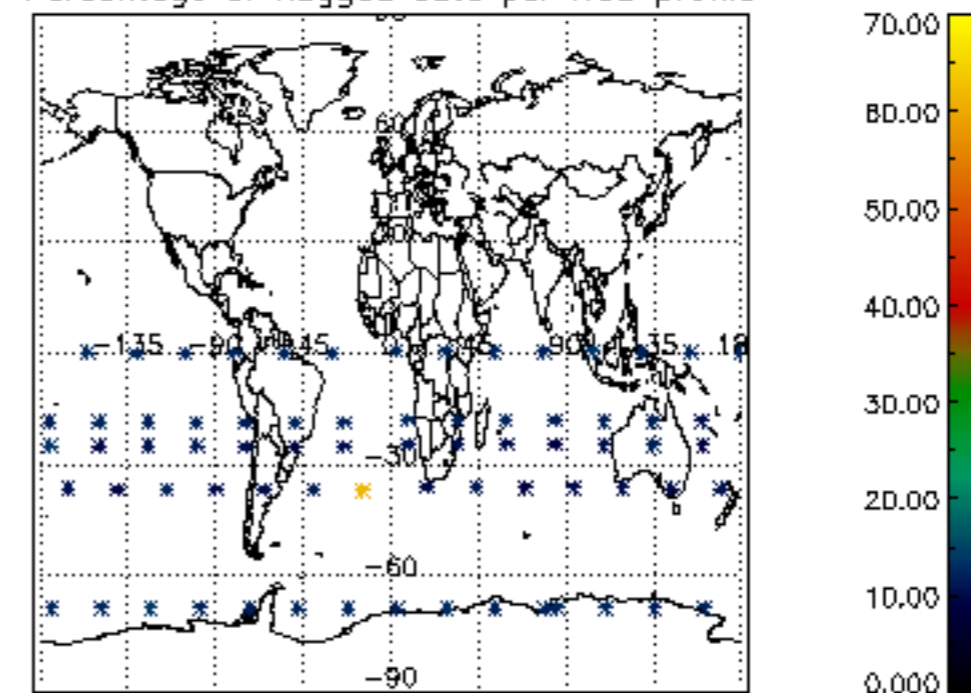
Percentage of flagged data per H2O profile

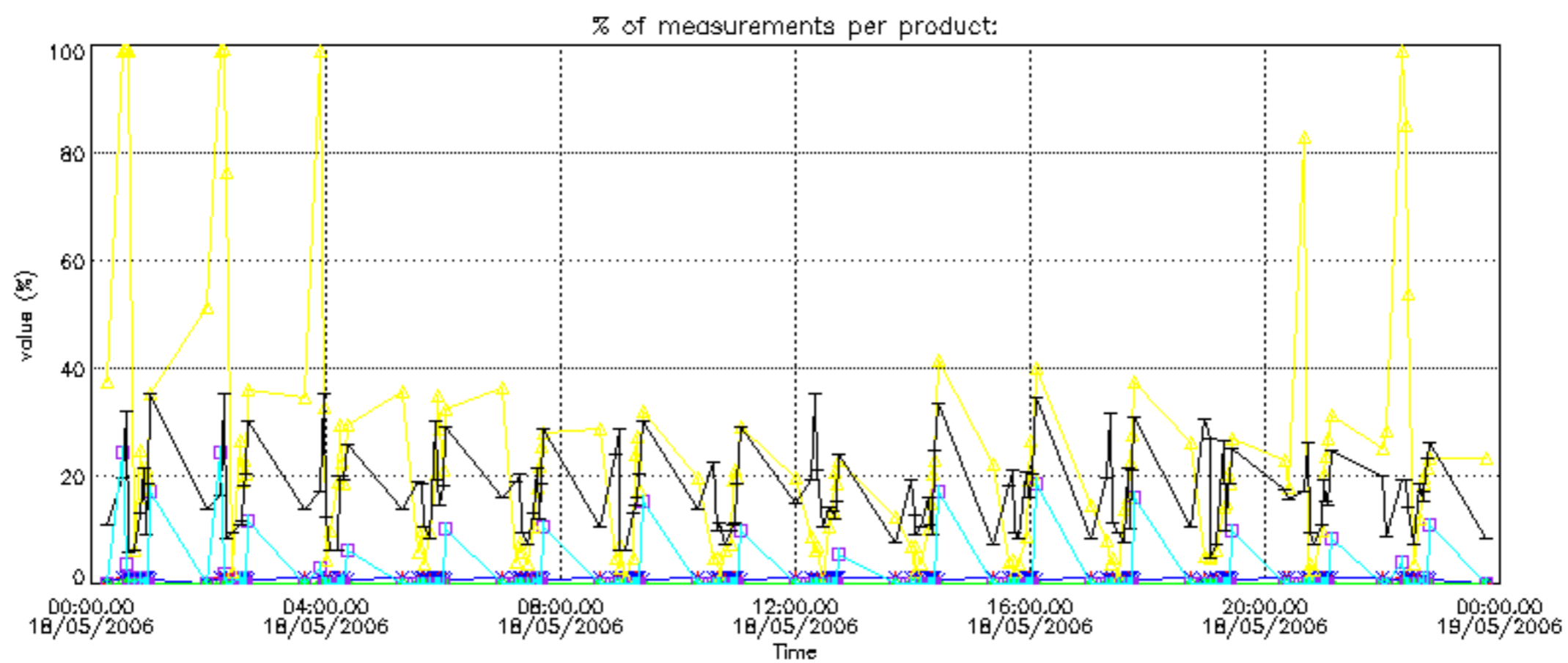


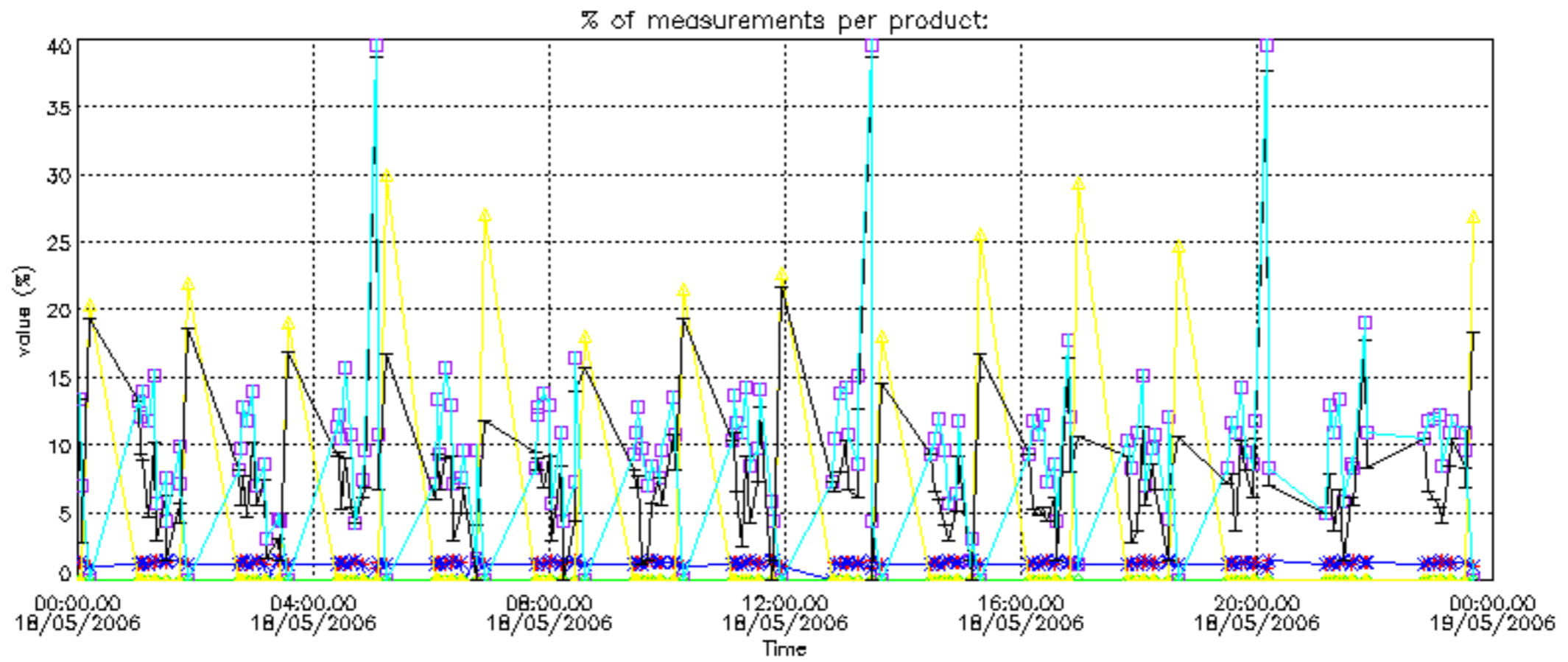
Percentage of flagged data per NO2 profile



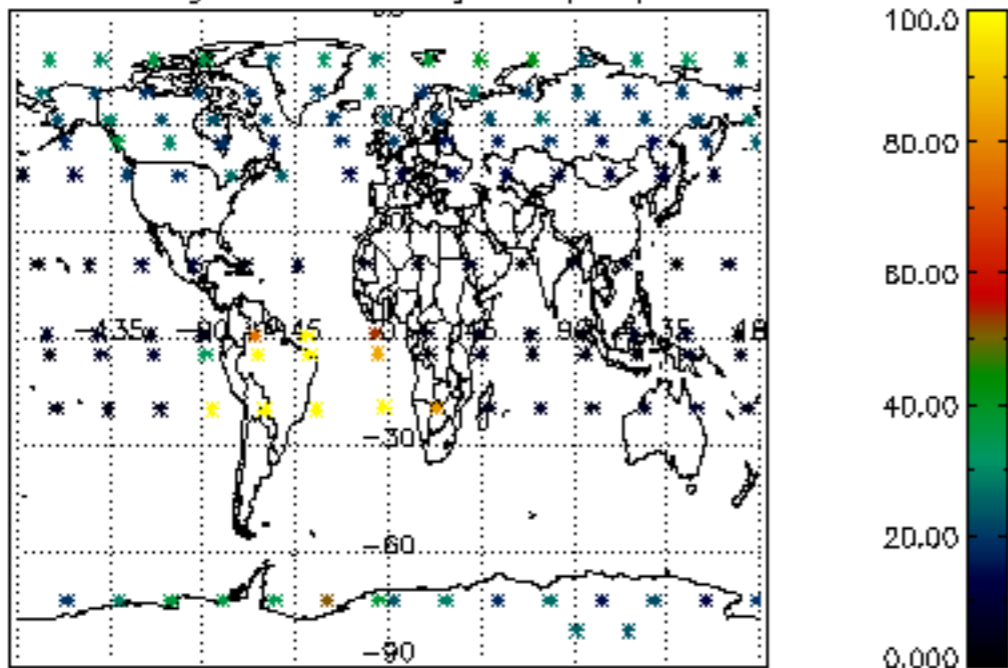
Percentage of flagged data per NO3 profile



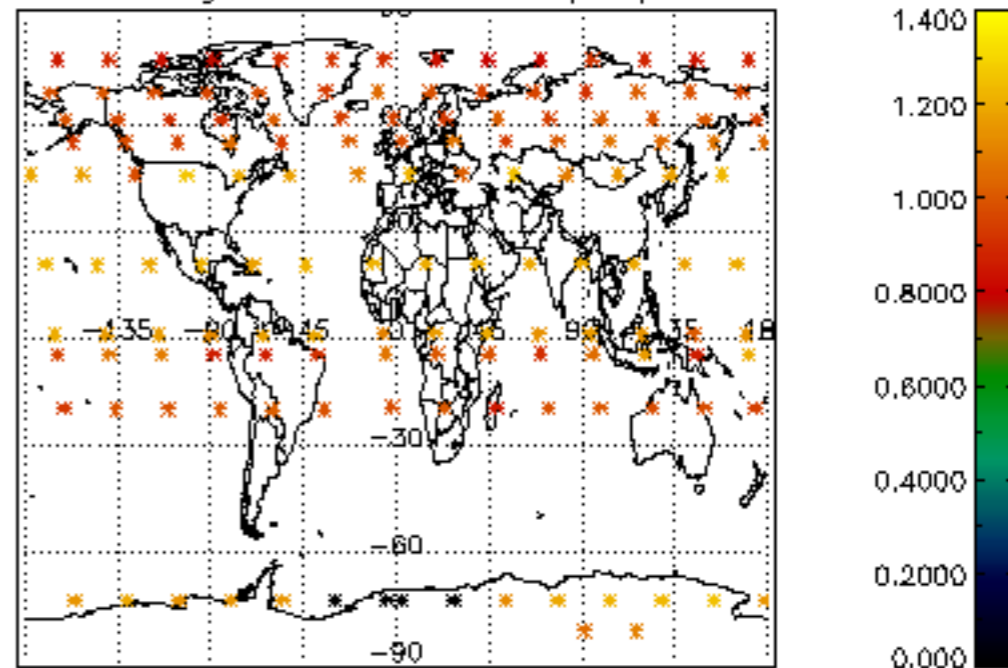




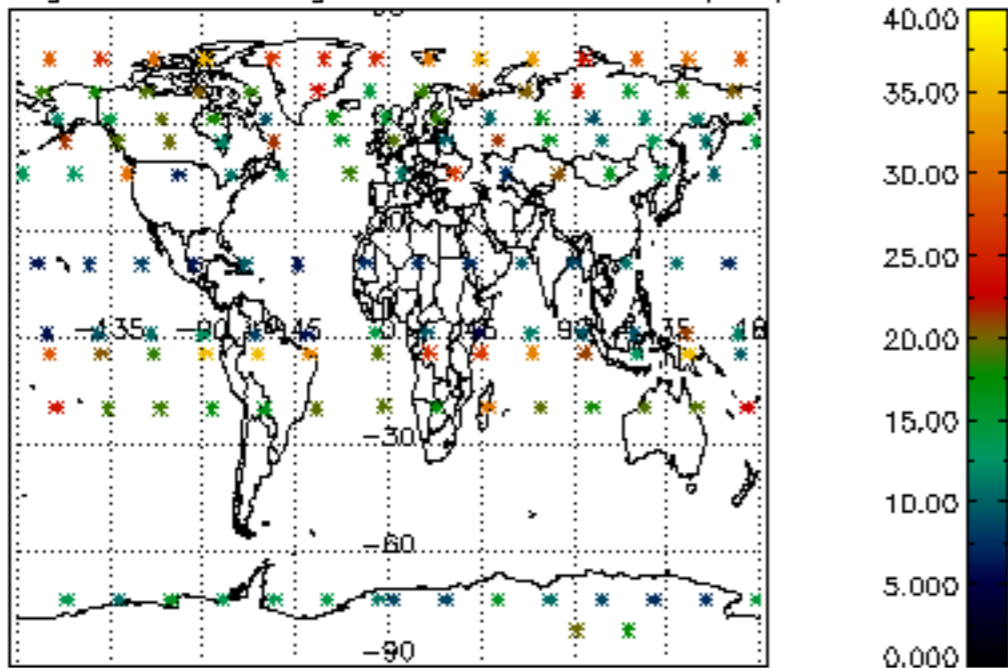
Percentage of cosmic ray hits per profile



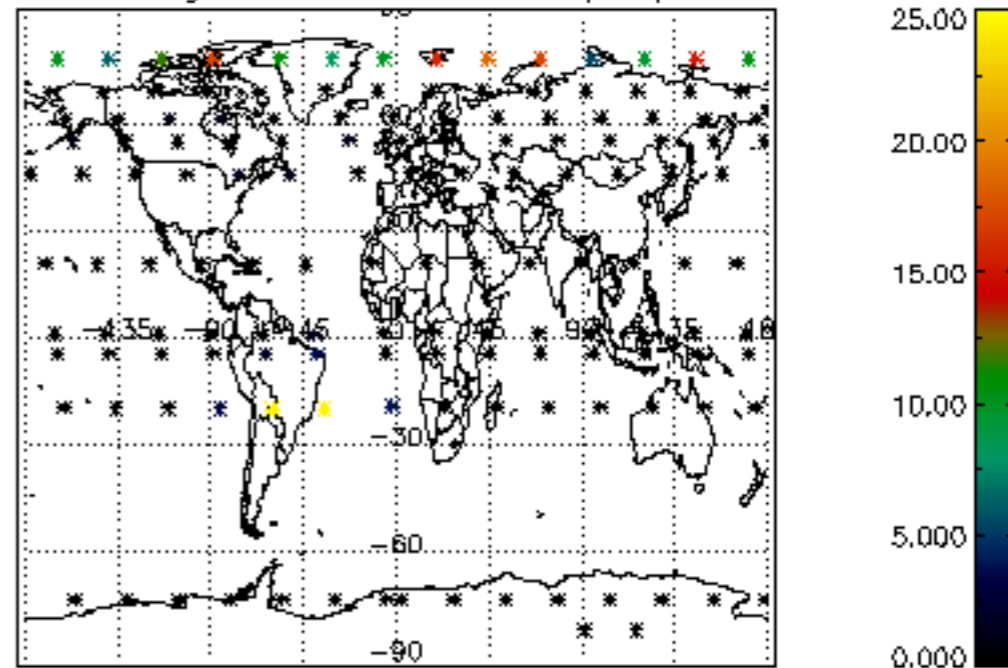
Percentage of datation errors per profile



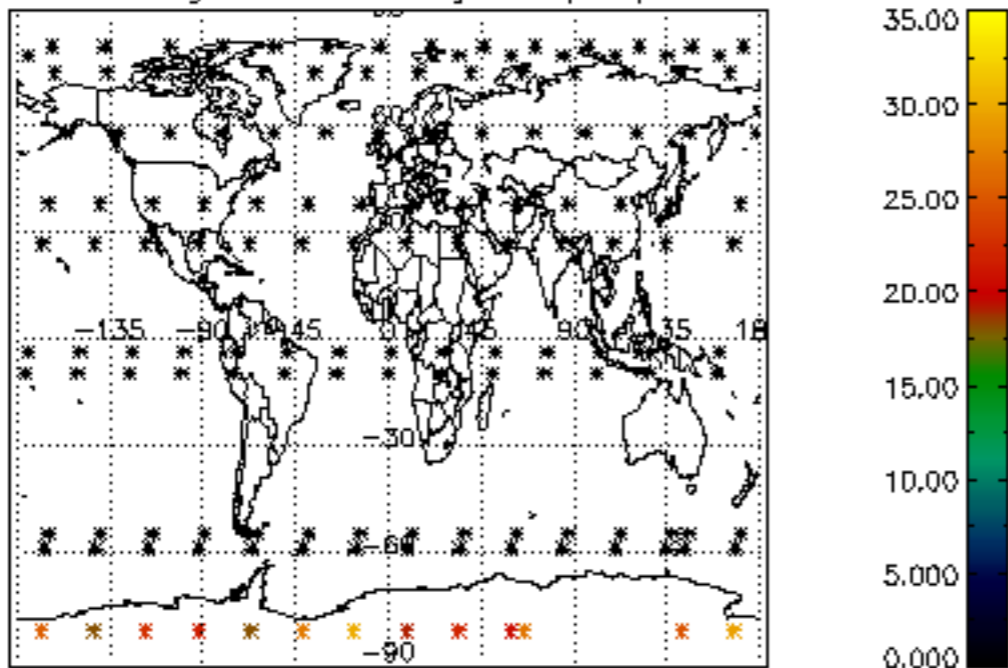
Percentage of star falling outside central band per profile



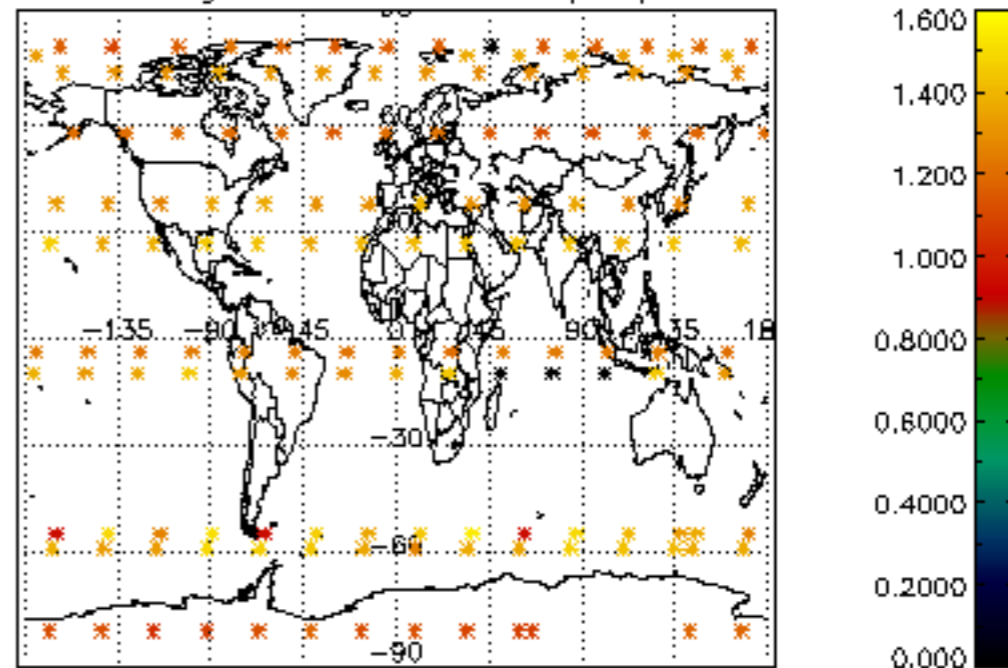
Percentage of saturation errors per profile



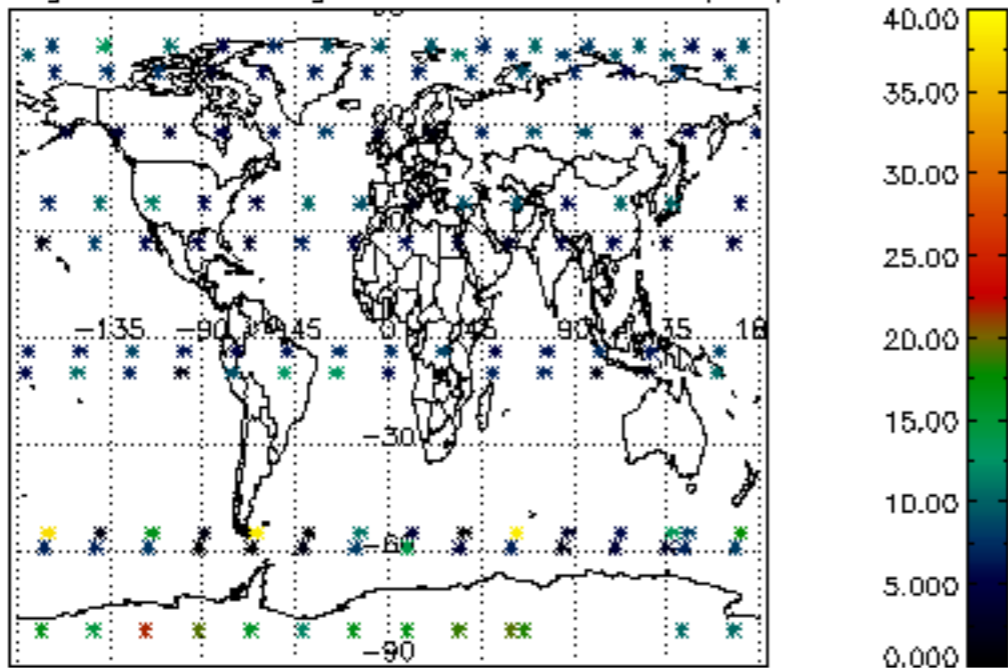
Percentage of cosmic ray hits per profile



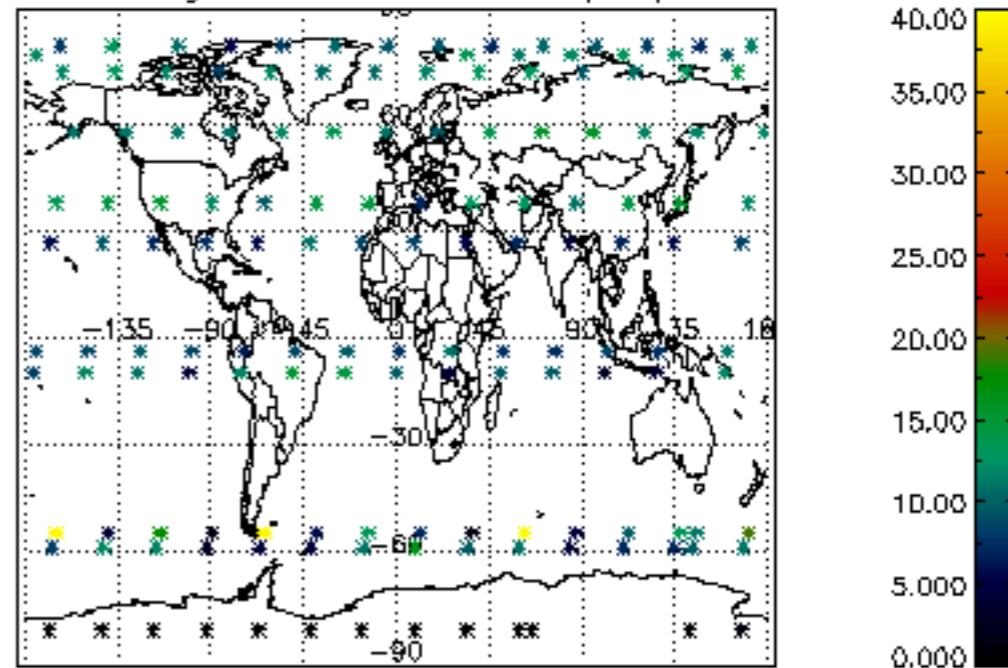
Percentage of datation errors per profile

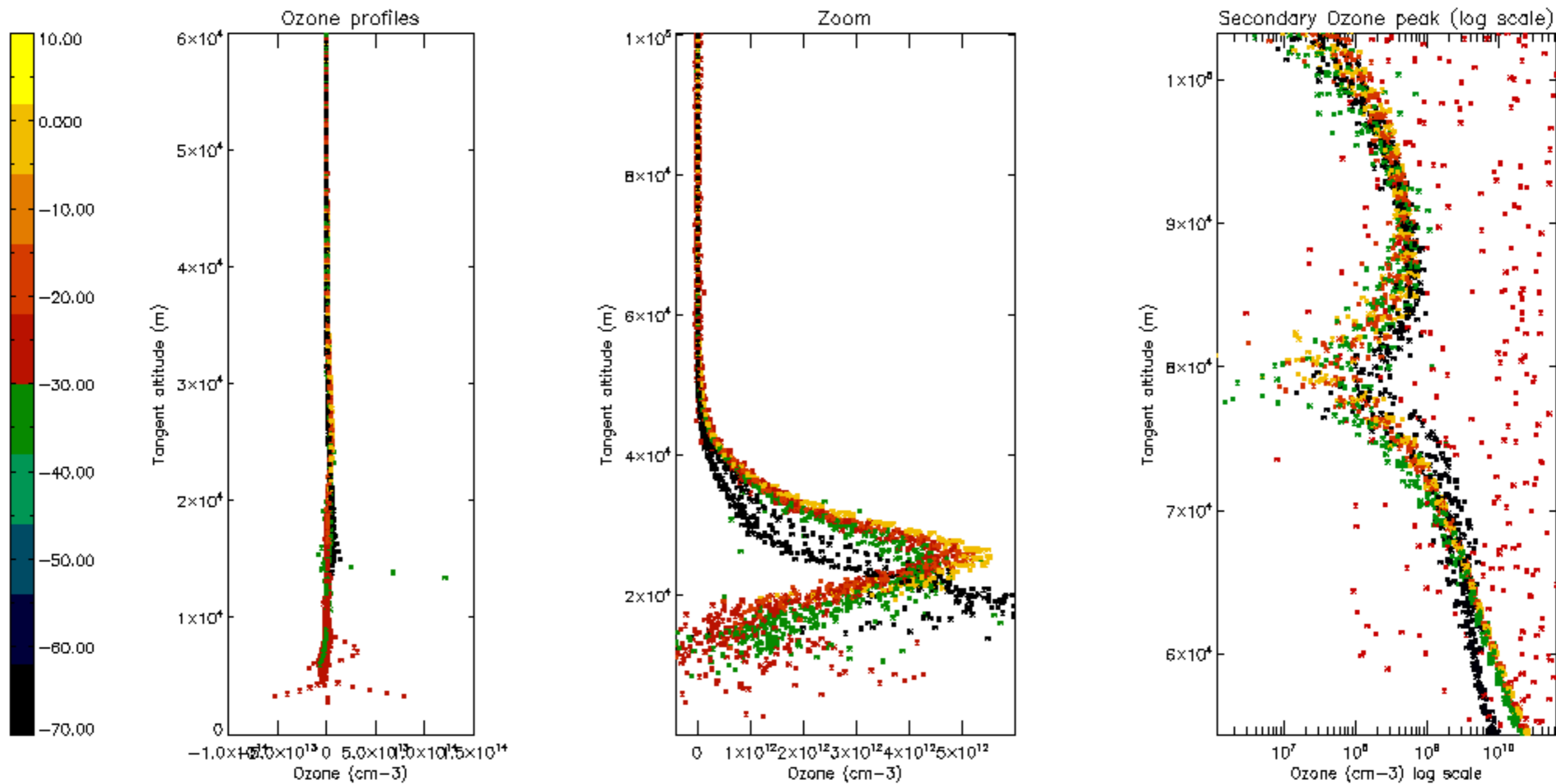


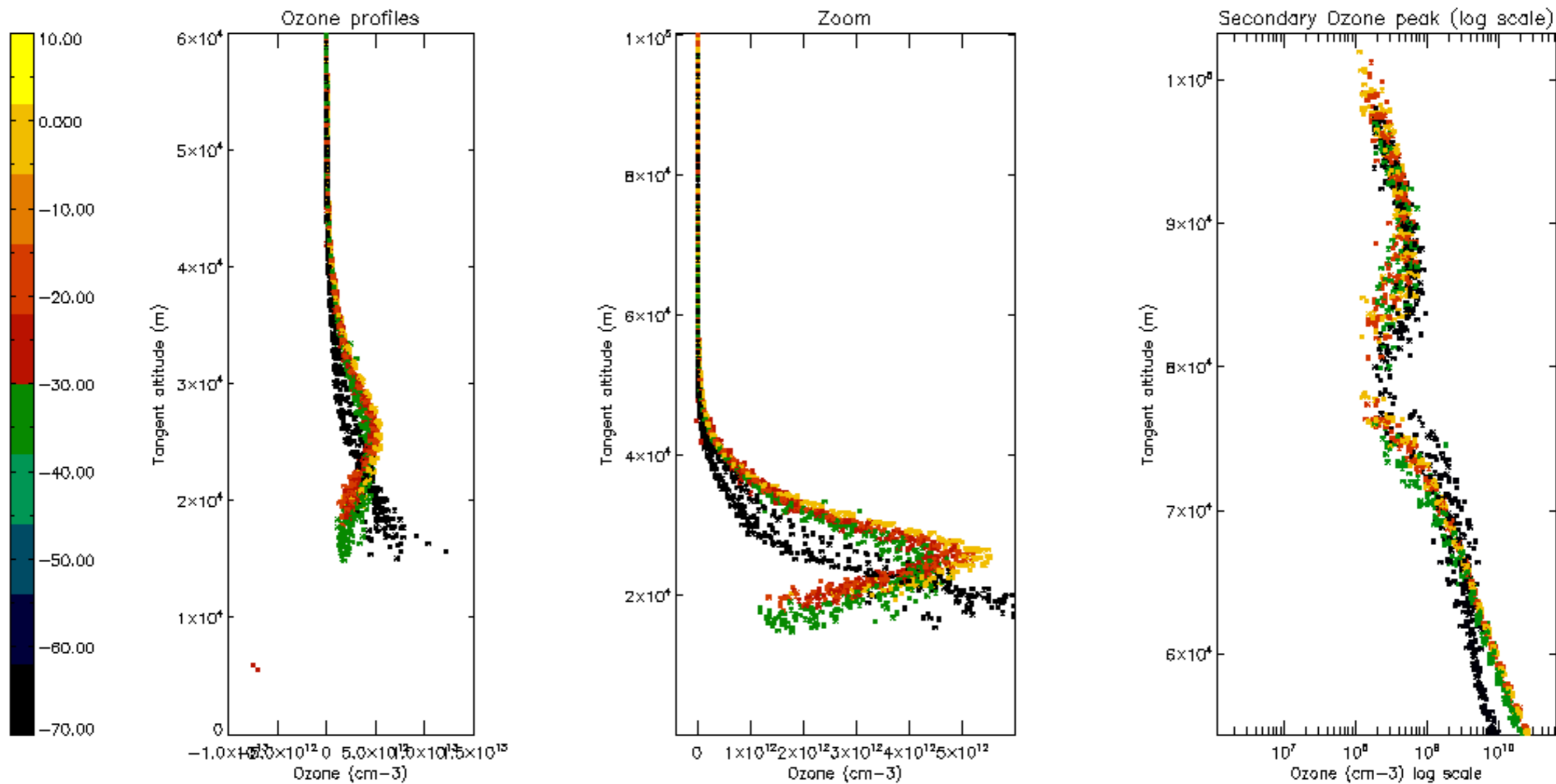
Percentage of star falling outside central band per profile

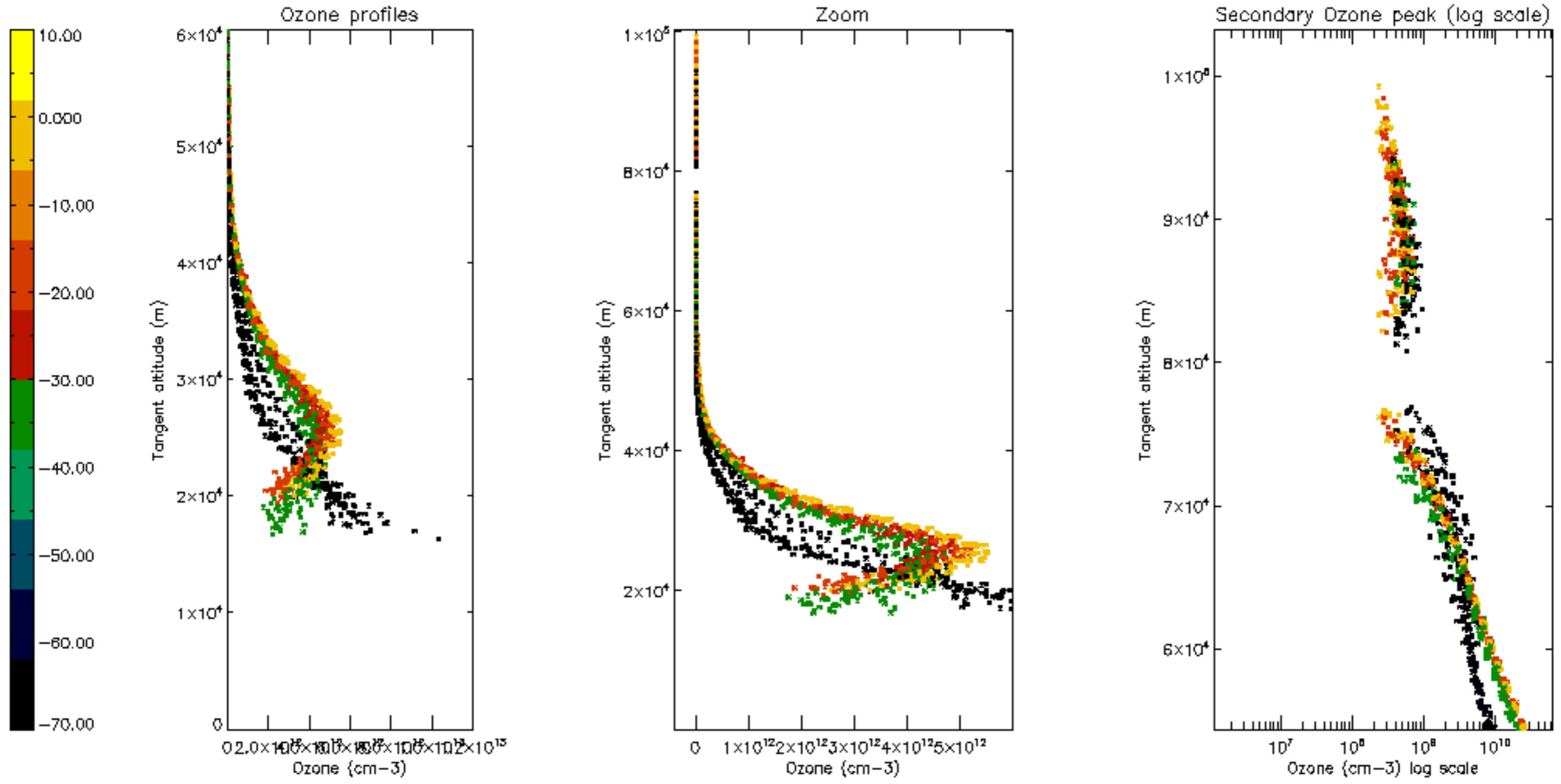


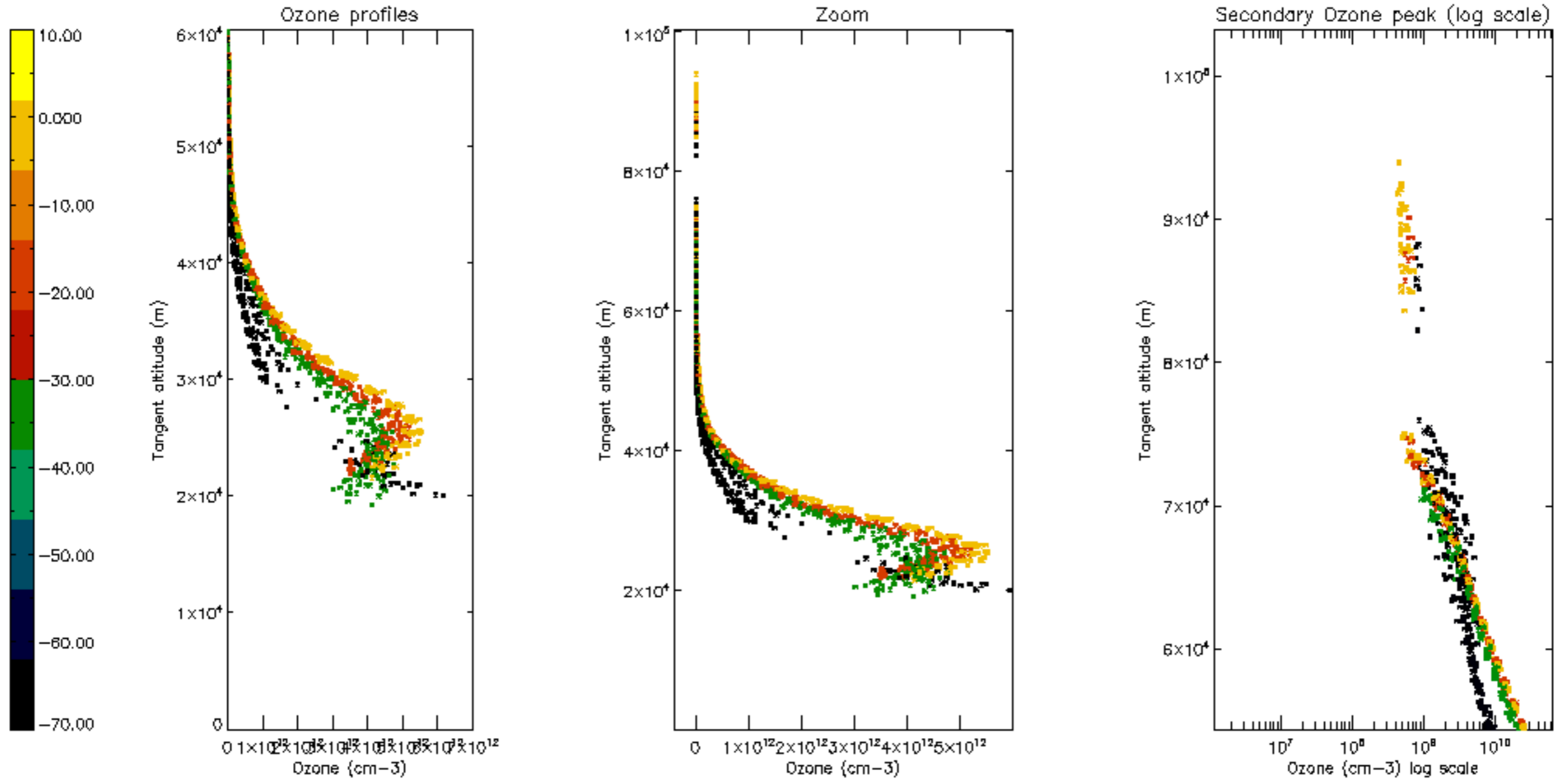
Percentage of saturation errors per profile

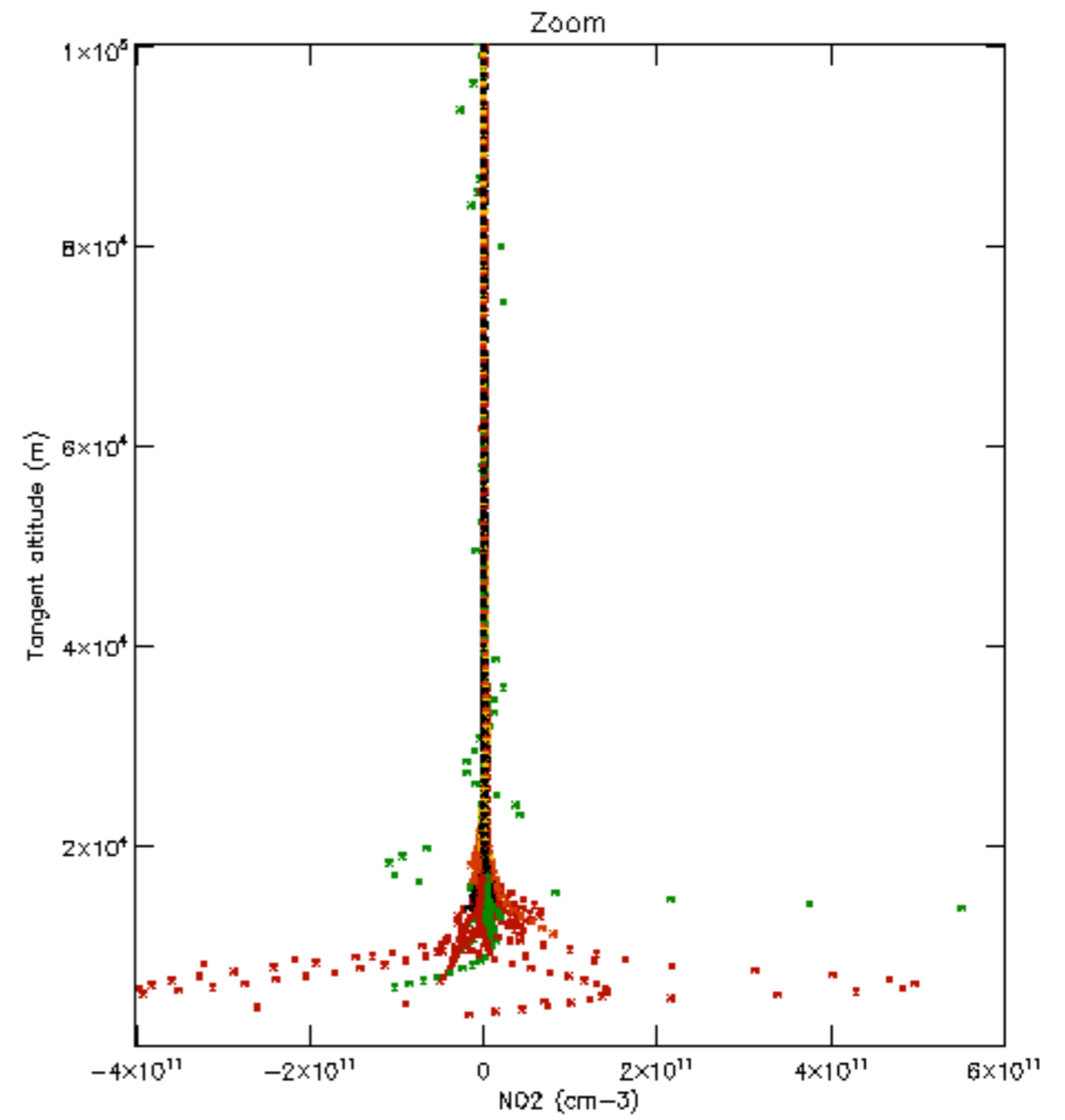
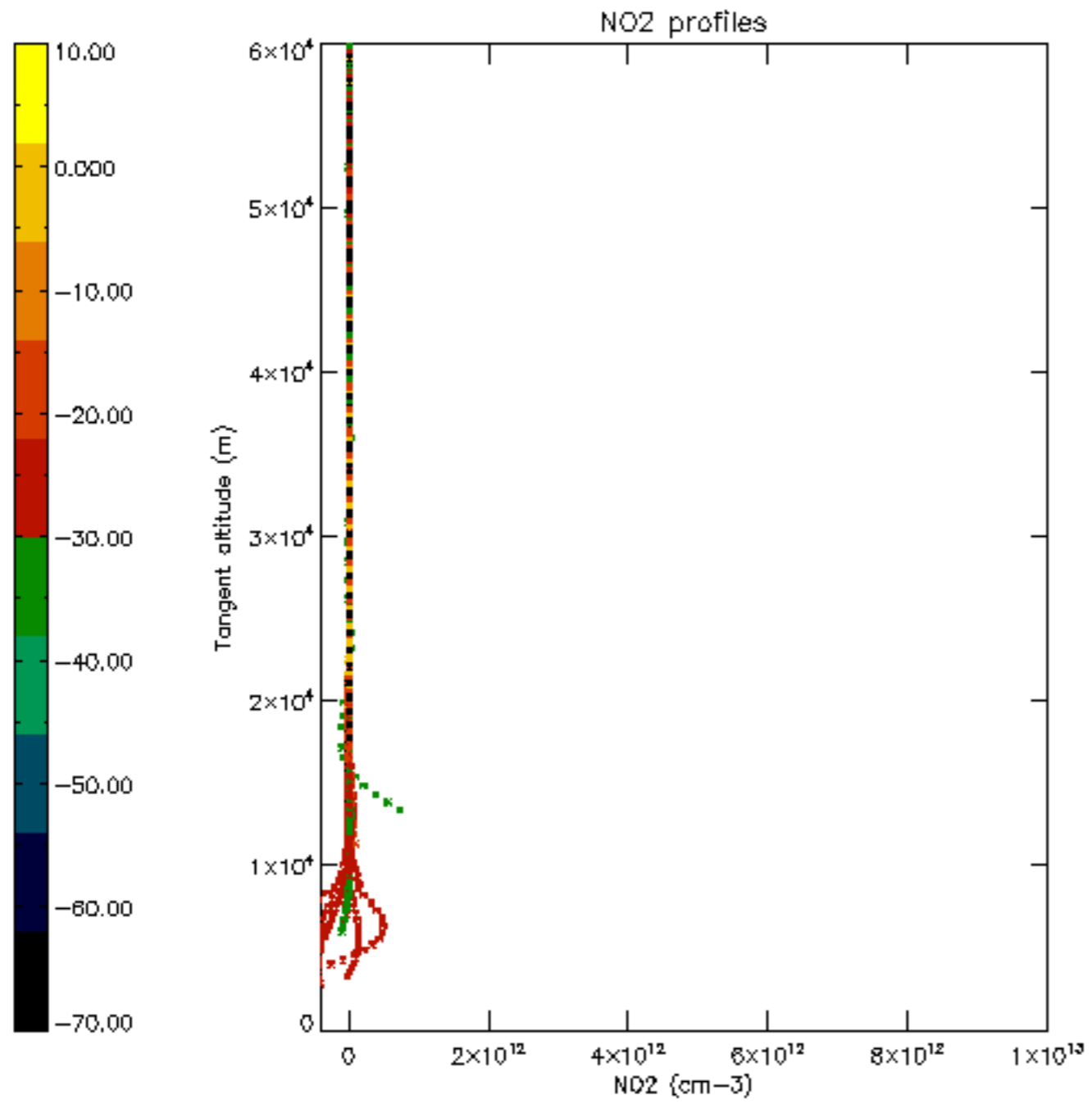


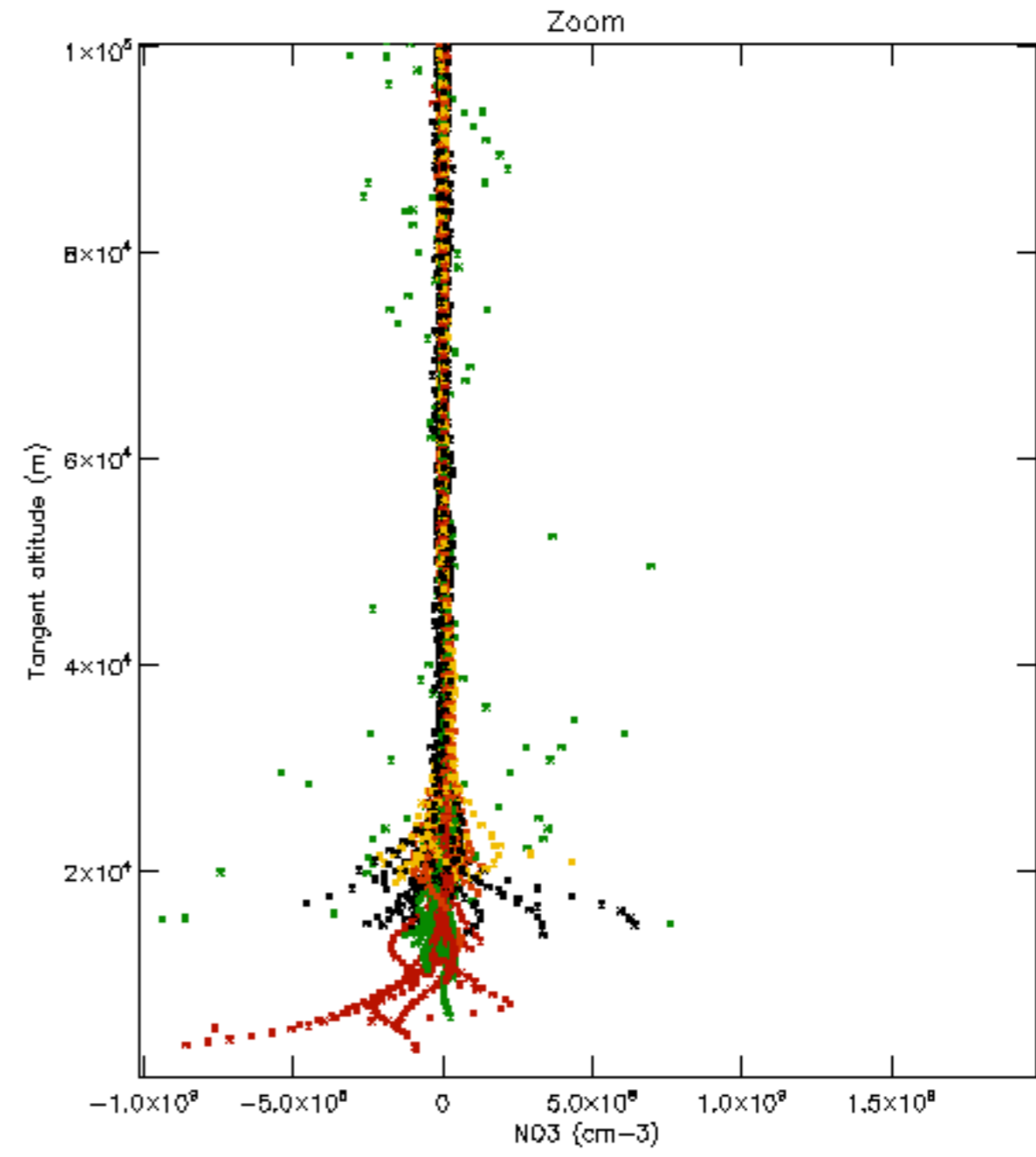
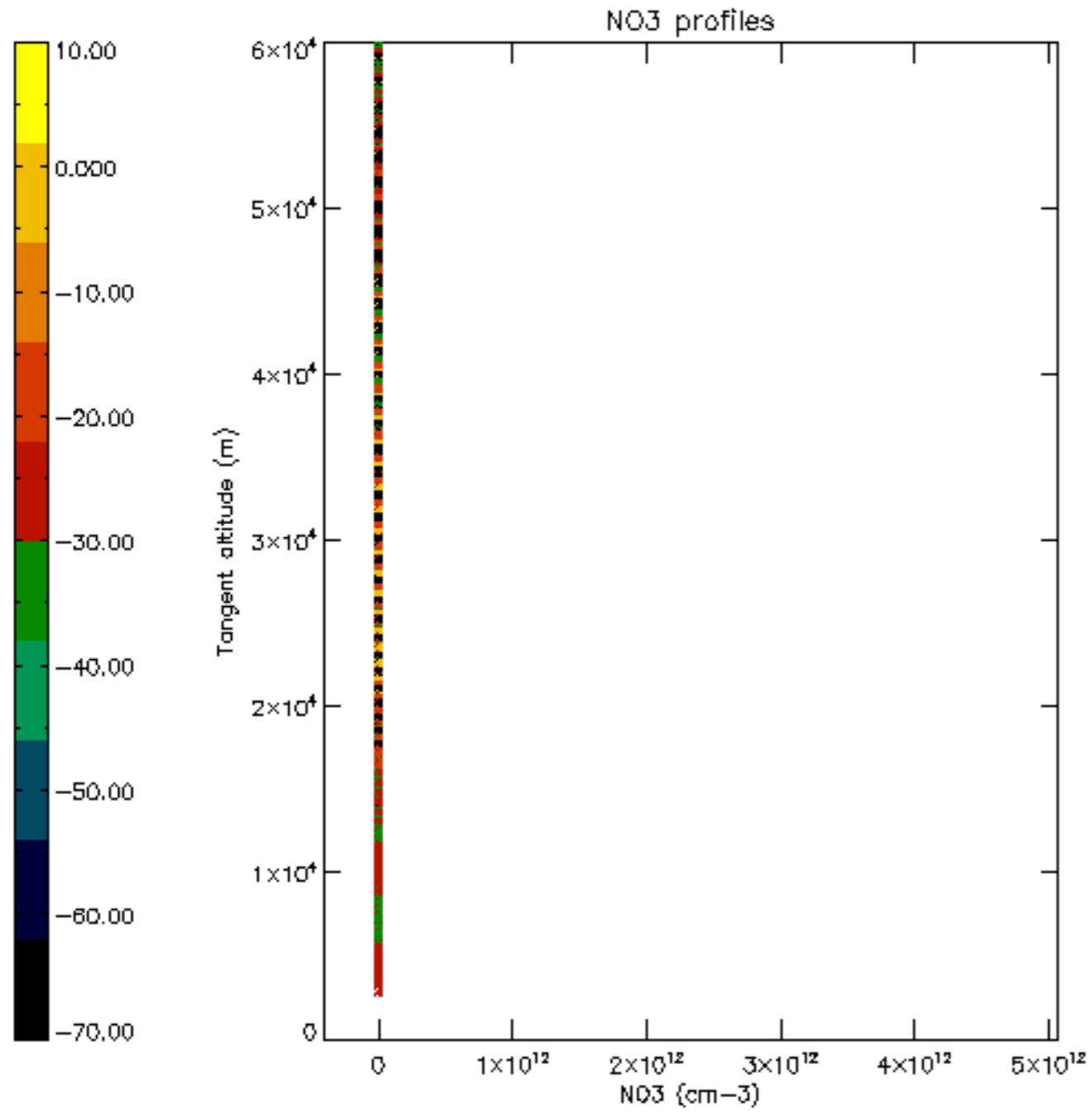


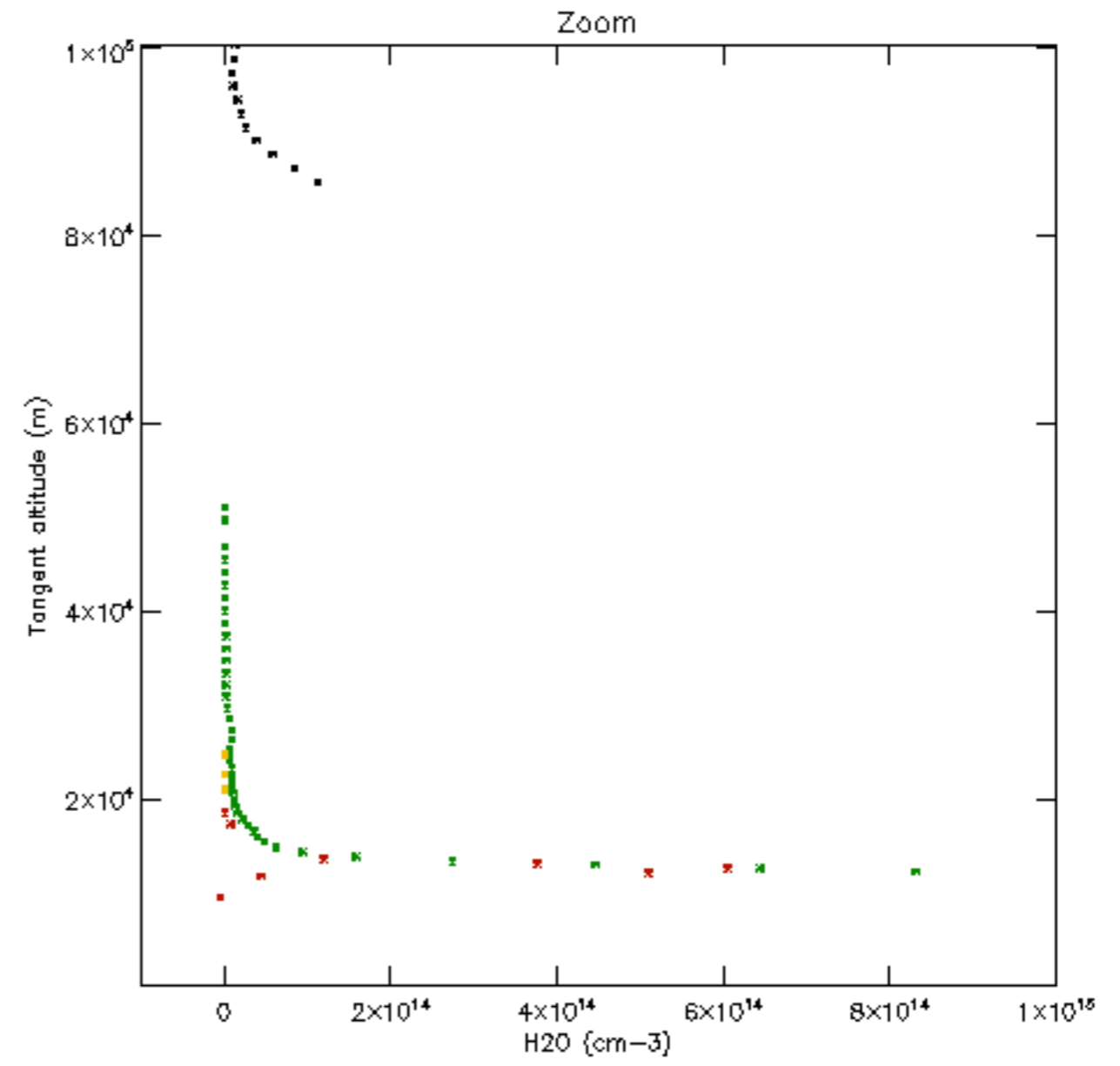
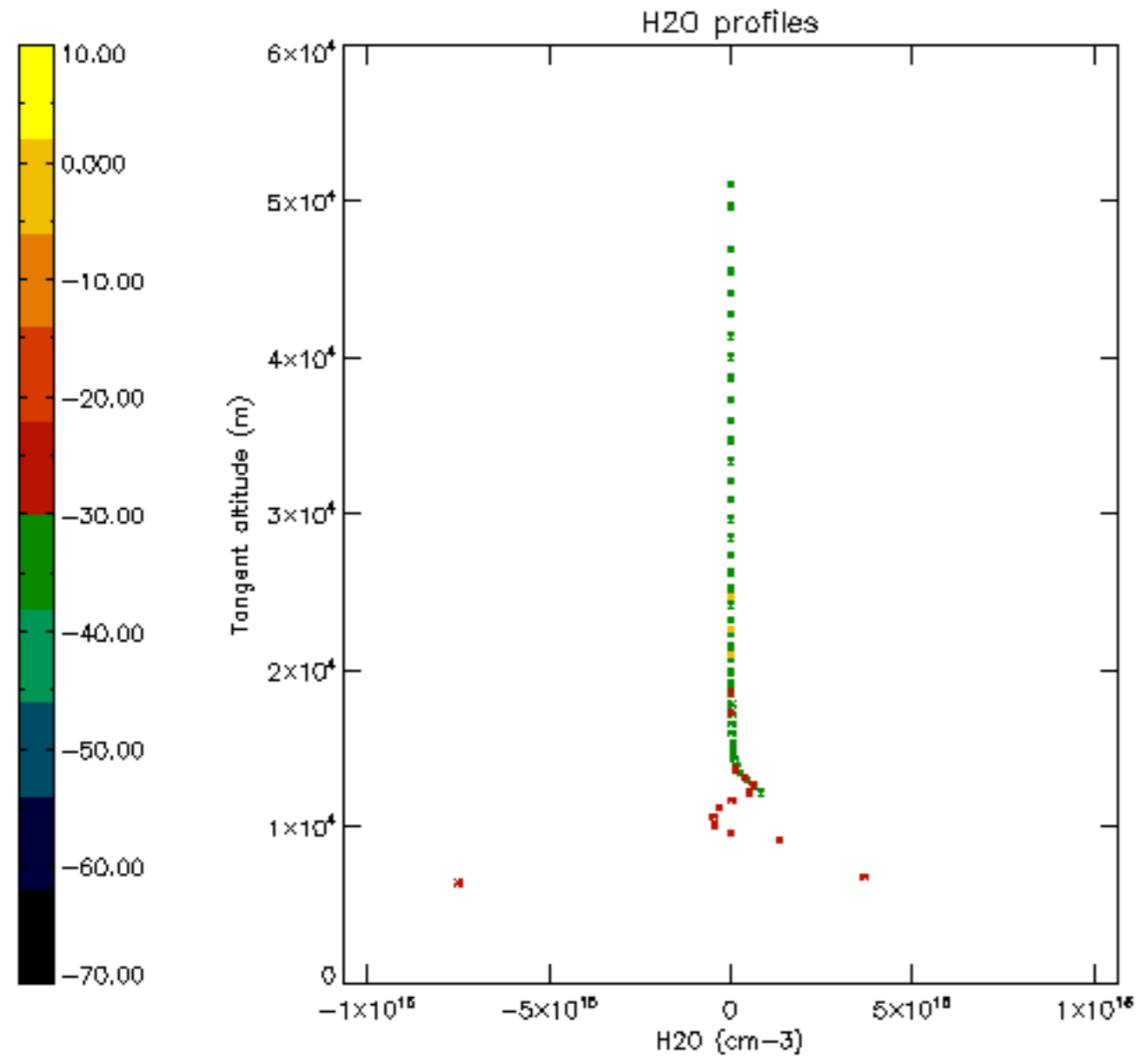


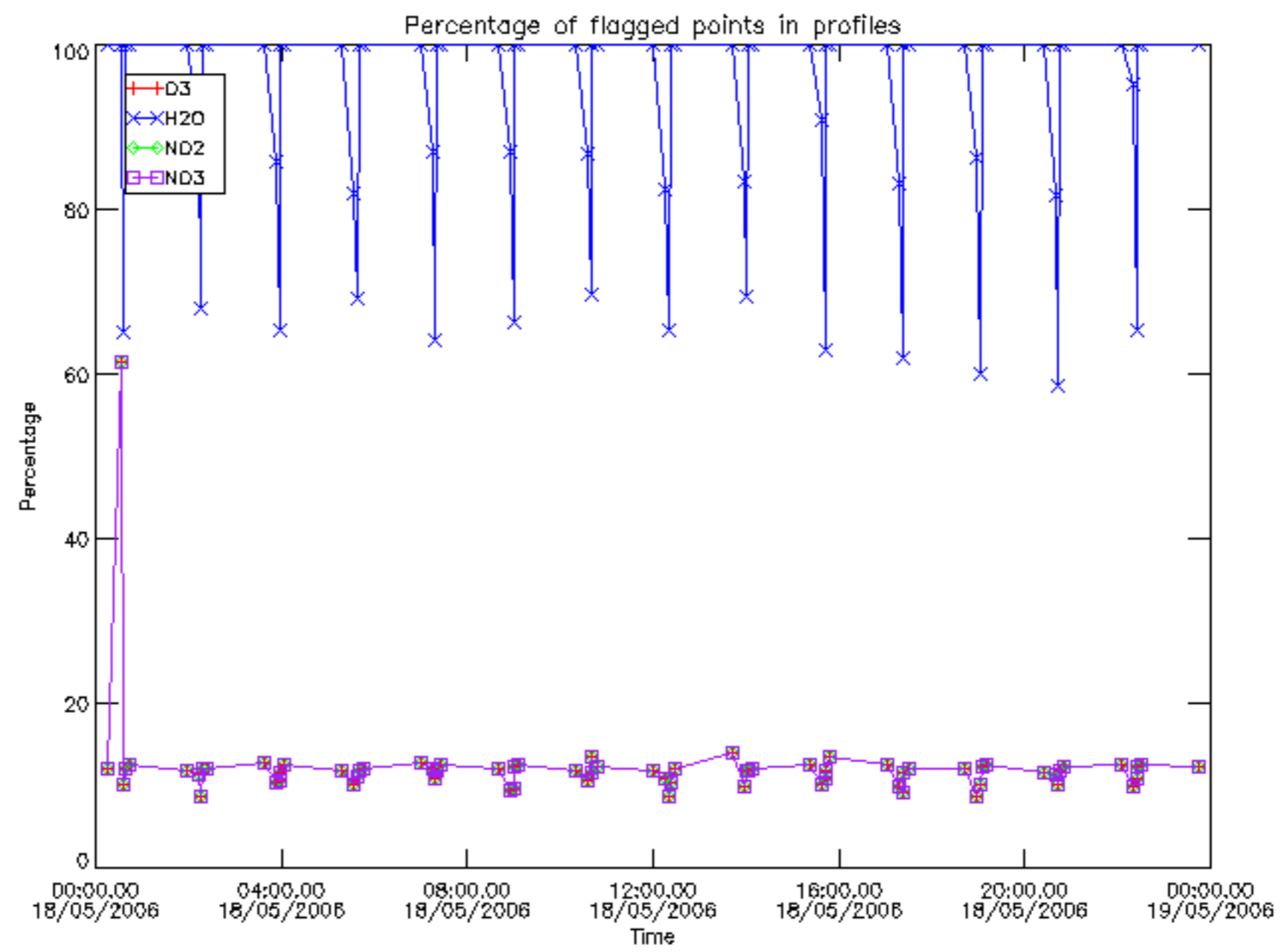




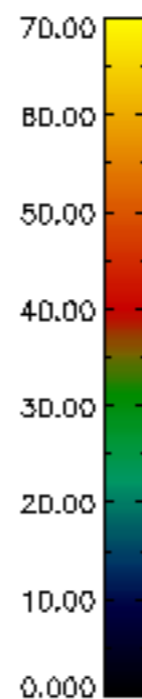
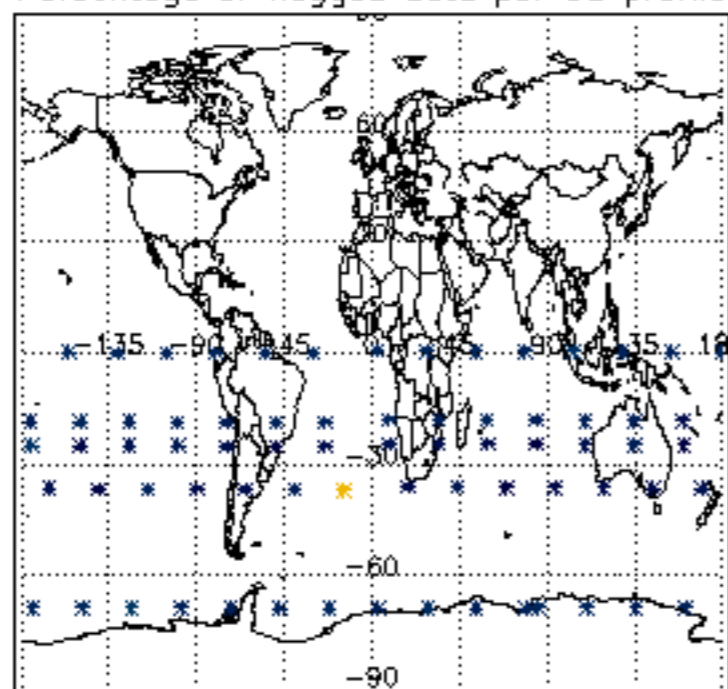




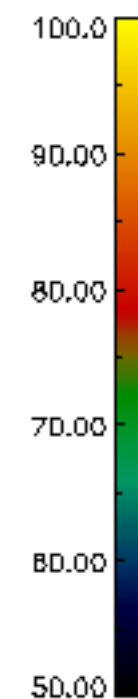
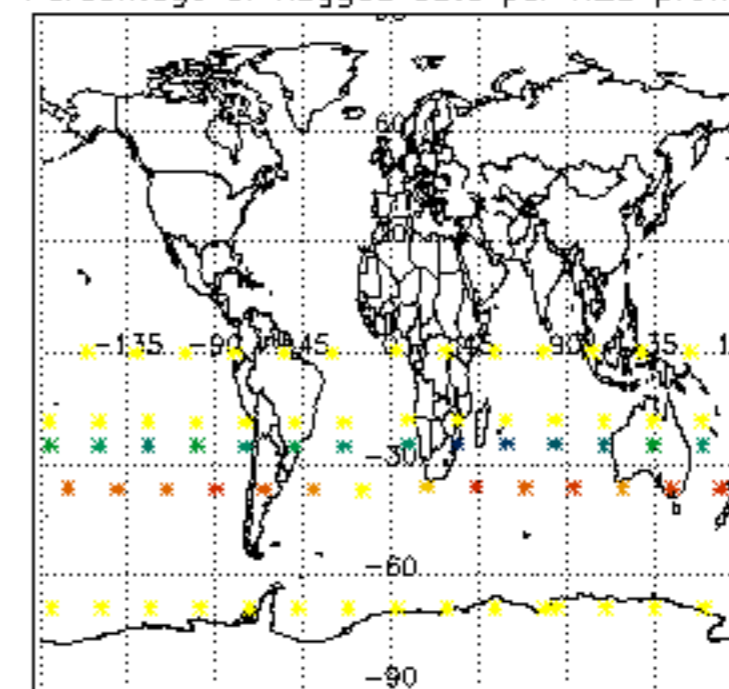




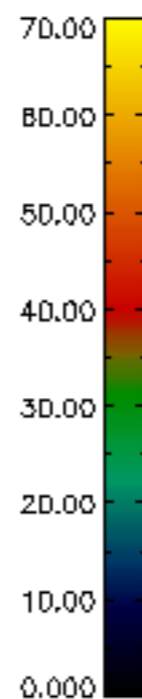
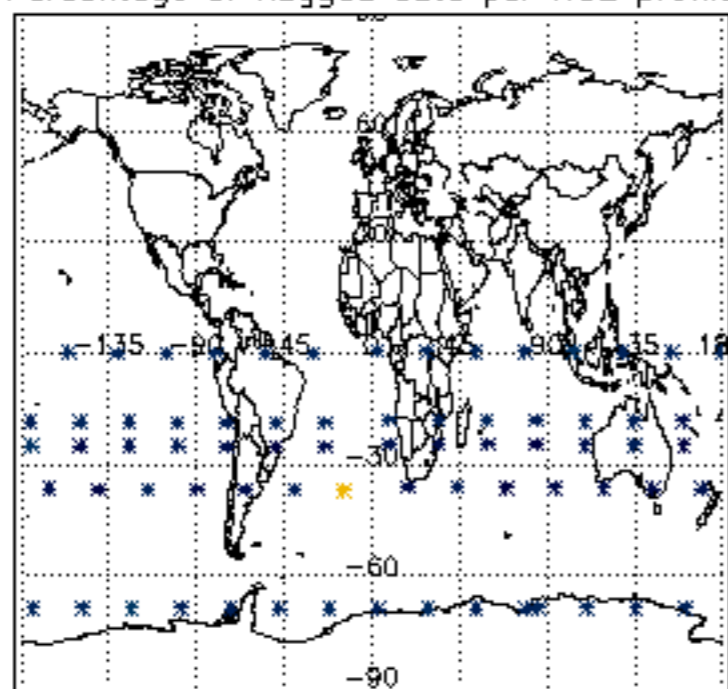
Percentage of flagged data per D3 profile



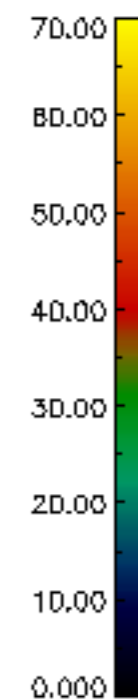
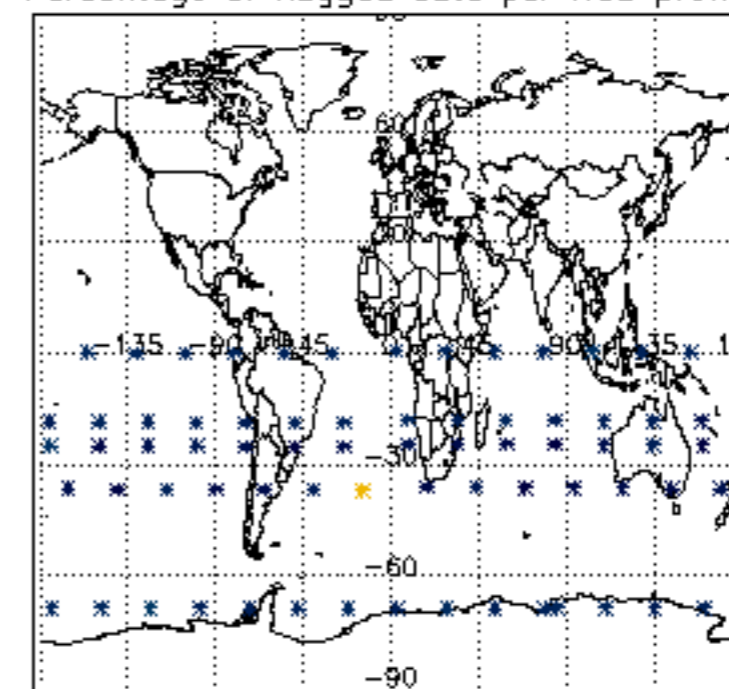
Percentage of flagged data per H2O profile

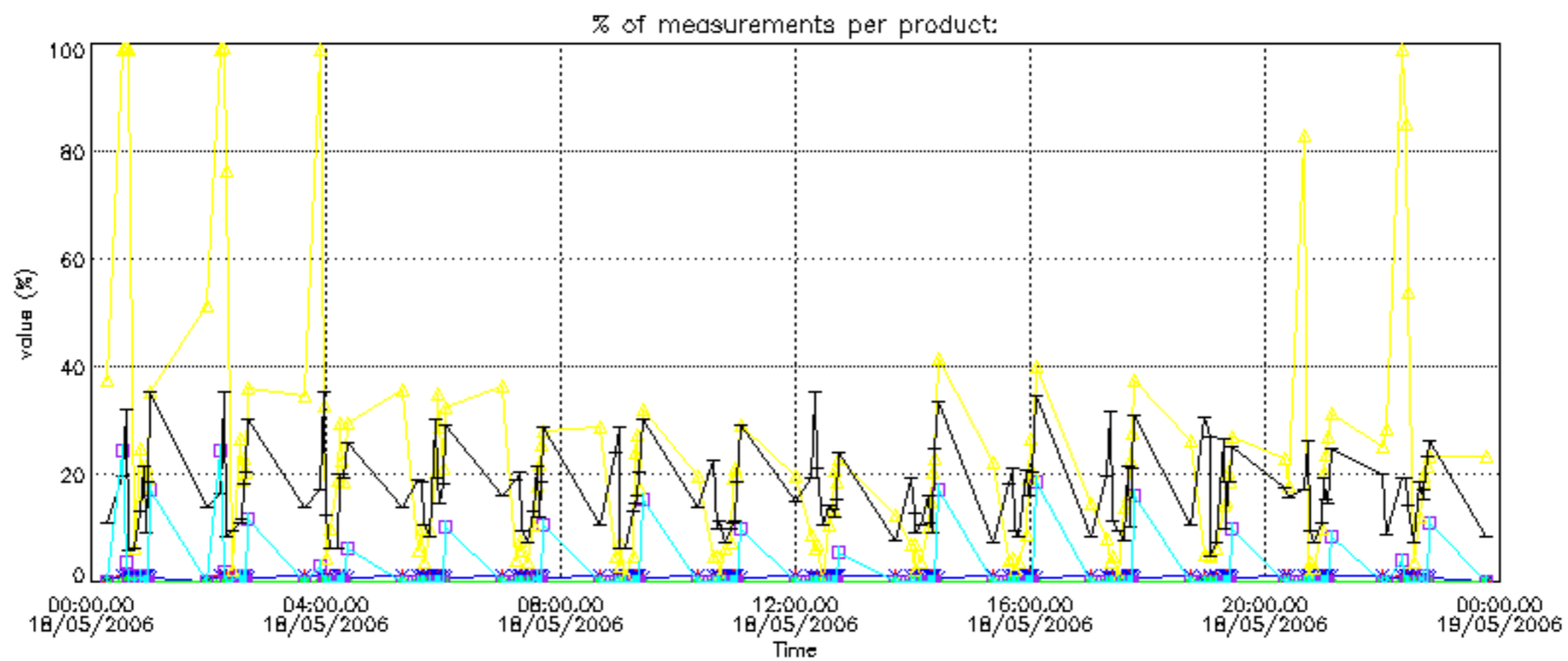
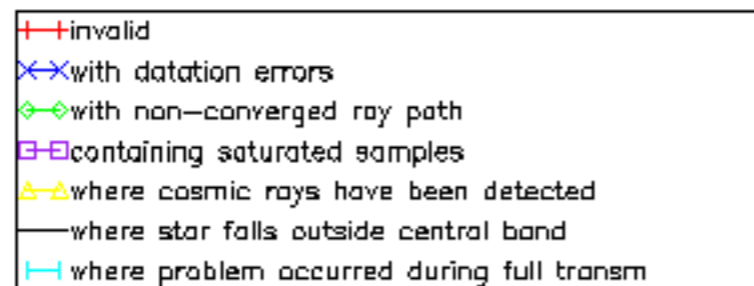


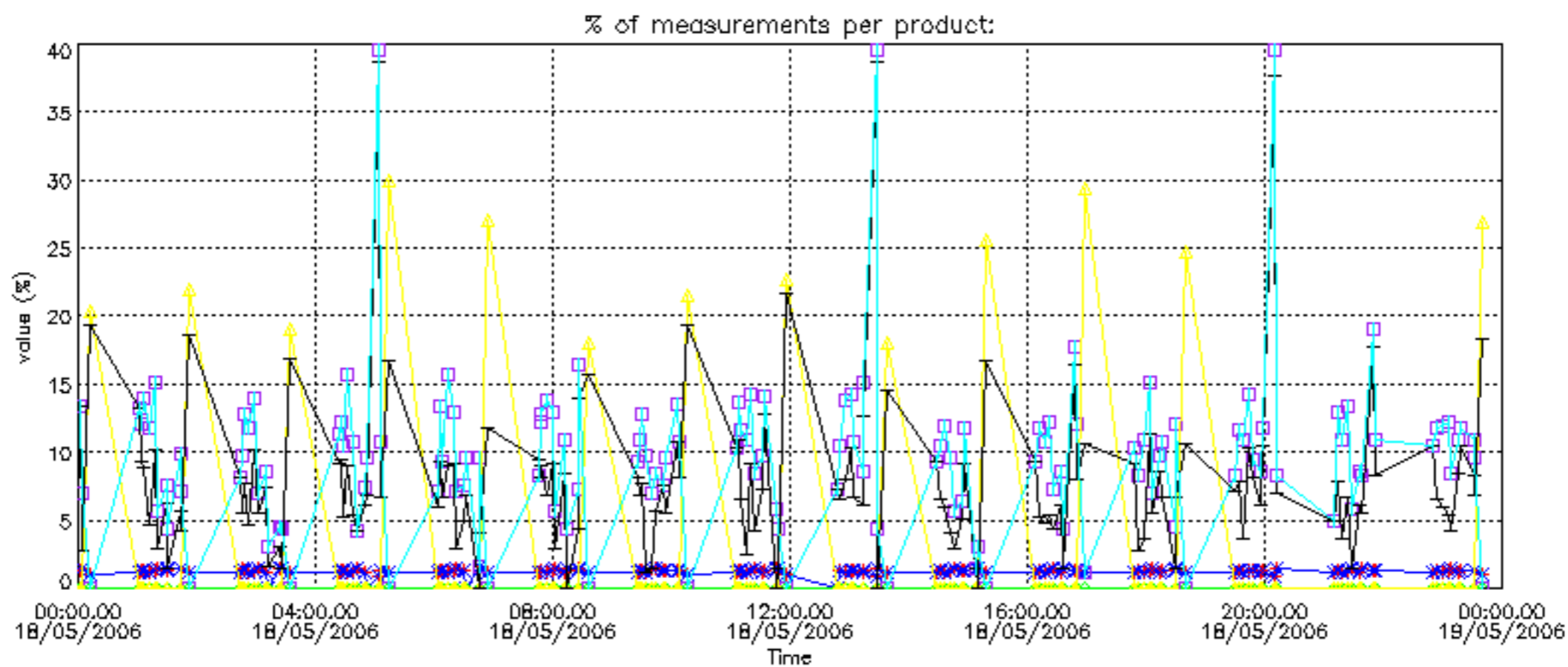
Percentage of flagged data per NO2 profile



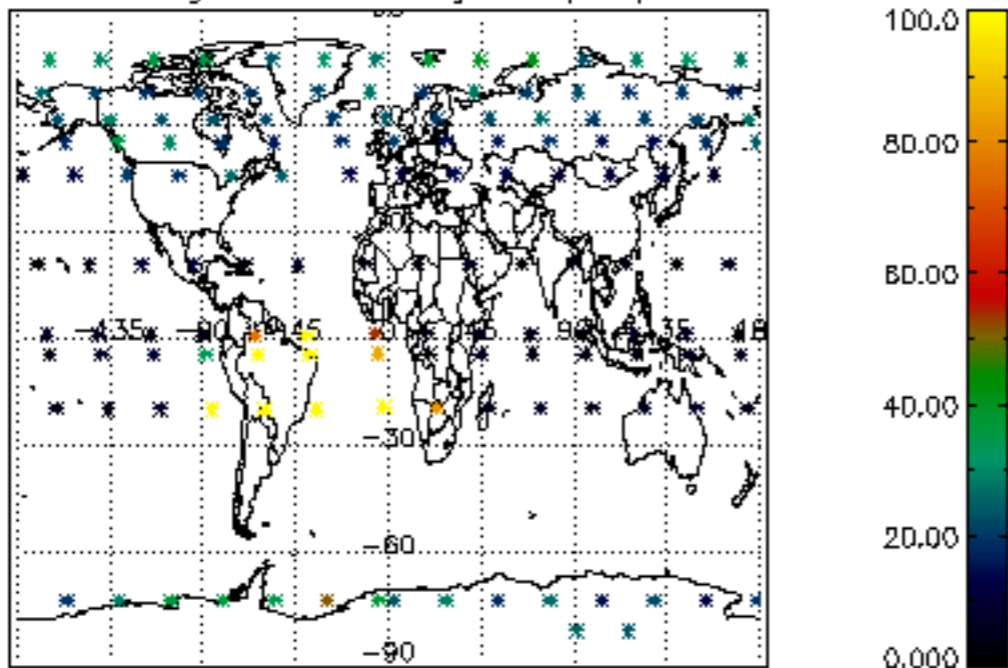
Percentage of flagged data per NO3 profile



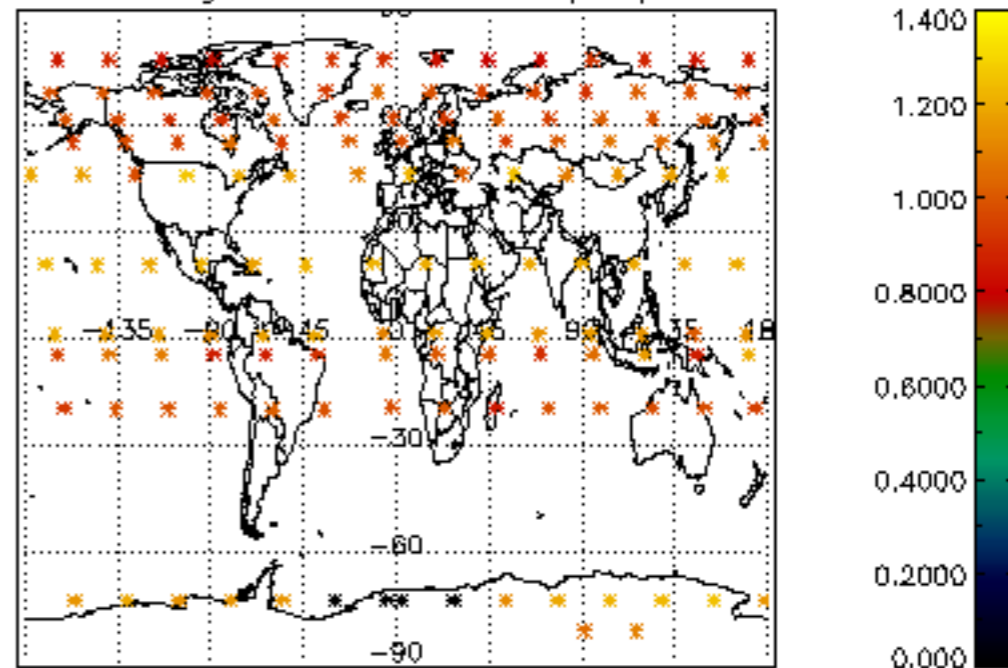




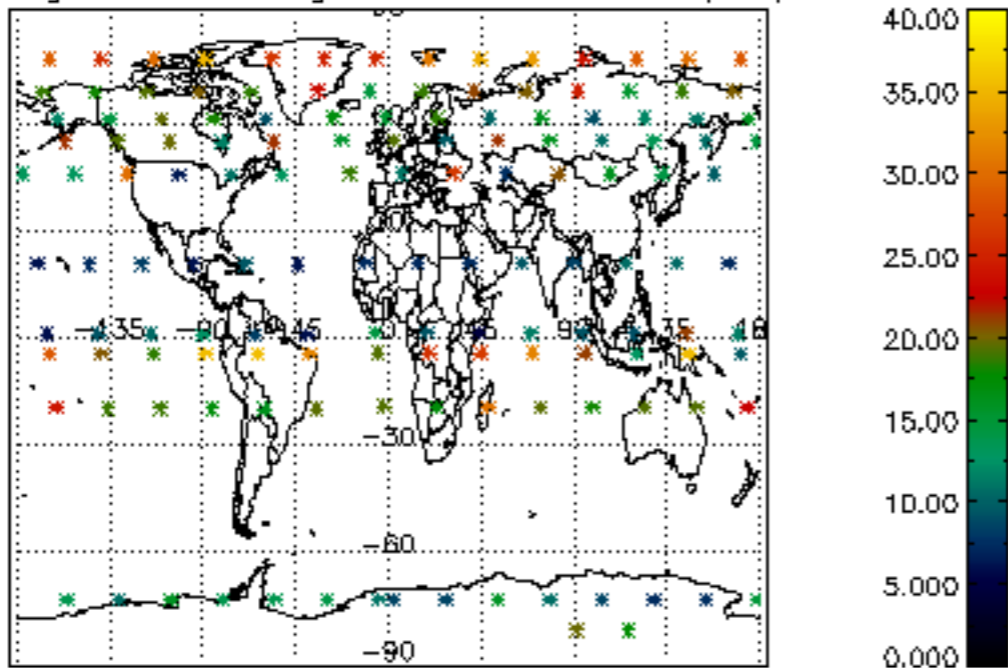
Percentage of cosmic ray hits per profile



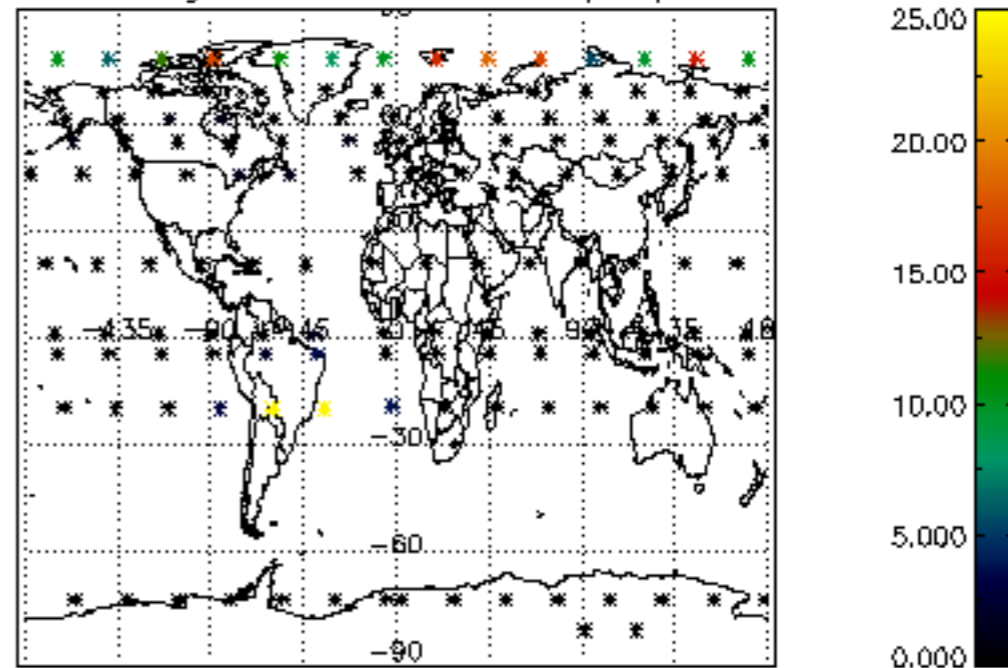
Percentage of datation errors per profile



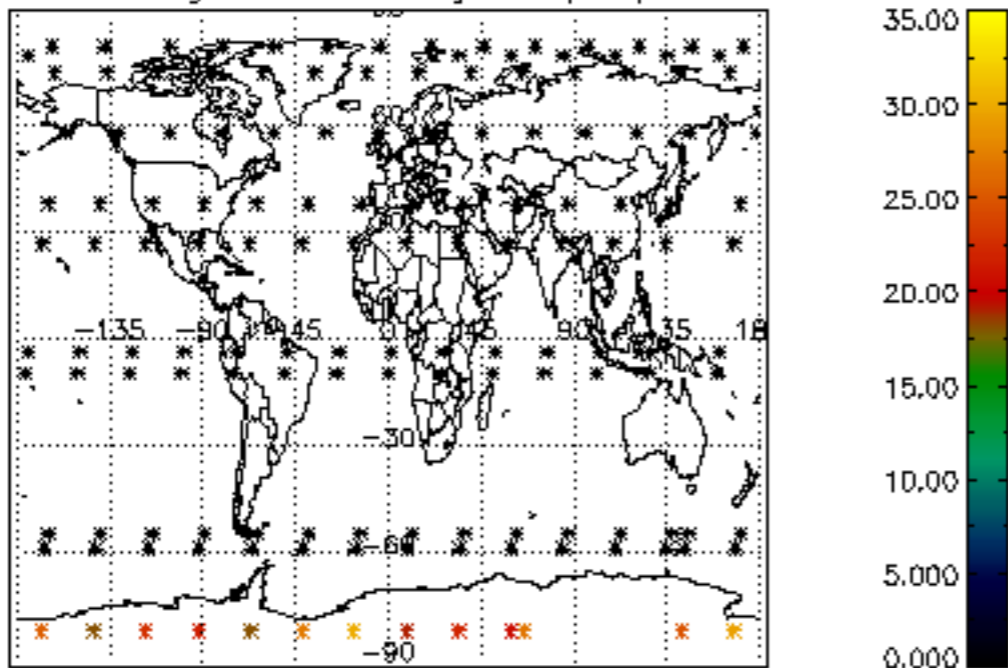
Percentage of star falling outside central band per profile



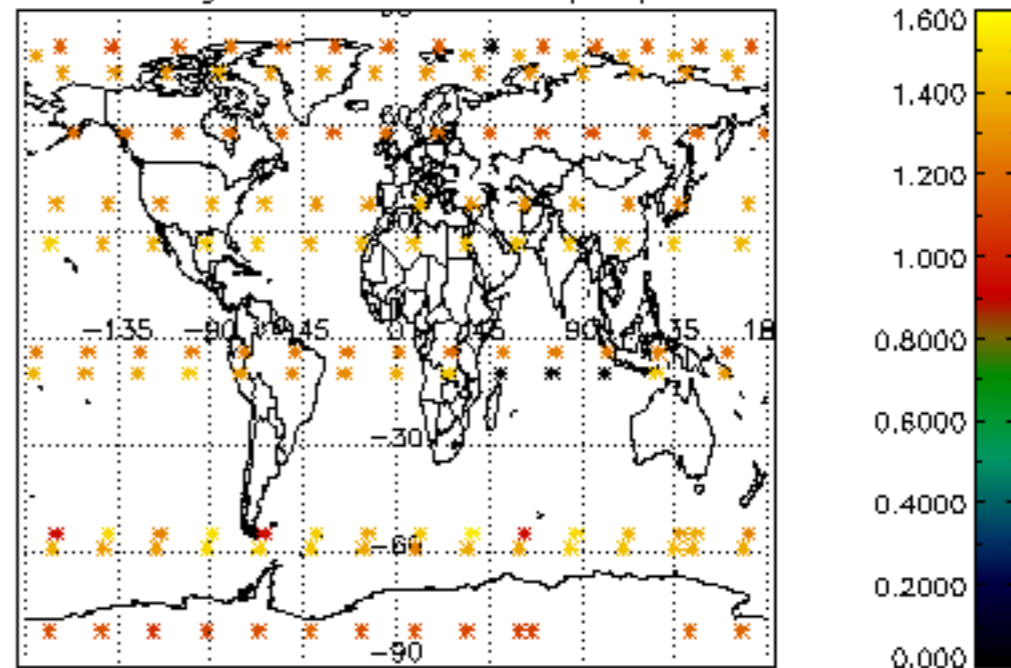
Percentage of saturation errors per profile



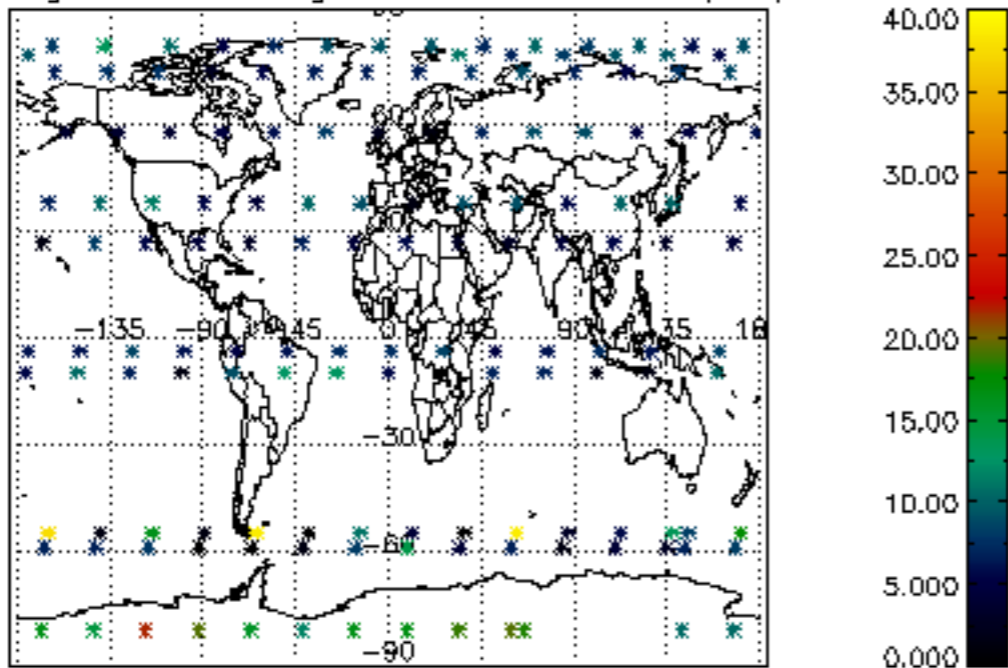
Percentage of cosmic ray hits per profile



Percentage of datation errors per profile



Percentage of star falling outside central band per profile



Percentage of saturation errors per profile

