

GOMOS Level 2 Daily Report

SUMMARY

[1. General Info](#)

[2. Summary of processed GOM_NL_2P products](#)

[3. Level 2 Quality information per product](#)

[3.1 Plot of level 2 quality information per product \(time dependant\)](#)

[3.2 Plot of level 2 quality information per product \(world map\)](#)

[4. Level 1 Quality information per product \(stored on level 2 products\)](#)

[4.1 Plot of level 1 quality information per product \(time dependant\)](#)

[4.1.1 Plot of level 1 quality information per product \(time dependant\): ASCENDING](#)

[4.1.2 Plot of level 1 quality information per product \(time dependant\): DESCENDING](#)

[4.2 Plot of level 1 quality information per product \(world map\)](#)

[4.2.1 Plot of level 1 quality information per product \(world map\): ASCENDING](#)

[4.2.2 Plot of level 1 quality information per product \(world map\): DESCENDING](#)

[5. Ozone profiles based on quality statistics and other trace gas profiles](#)

[5.1 Ozone statistics based on quality of products](#)

[5.2 Plot ozone profiles for all STD \(dark without errors\)](#)

[5.3 Plot ozone profiles where STD < 20% \(dark without errors\)](#)

[5.4. Plot ozone profiles where STD < 10% \(dark without errors\)](#)

[5.5. Plot ozone profiles where STD < 5% \(dark without errors\)](#)

[5.6 Plot NO2 profiles for all STD \(dark without errors\)](#)

[5.7 Plot NO3 profiles for all STD \(dark without errors\)](#)

[5.8 Plot H2O profiles \(only for occultations of stars 1,2,3,4,13,14,16,26,63 dark without errors\) for all STD](#)

[6. Auxiliary Data Files used for the production reported in section 2](#)

This report presents the daily analysis on parameters extracted from GOMOS level 2 data (GOM_NL__2P). It is intended to monitor some important parameters that will impact the quality of these products. A list of level 2 products (and content) that have arrived during the reporting day to the PCF is also given.

Item	Value
Time of report generation	23APR2013 21:18:16
Data source version	GOMOS/6.01
Start time of products	17-05-2006 (17MAY2006 00:00:00)
Stop time of products	18-05-2006 (18MAY2006 00:00:00)
Store outputs in DB	Yes
Nb of level 2 prods	297
Nb of prods with errors	1

2. Summary of processed GOM_NL__2P products.

Nr	Filename	UTC Start time	Limb	Duration	Star Id	Star Name	Star Mag	Star Temp	Nb Meas	Orbit	Prod. error
1	GOM_NL__2PRFIN20060517_000245_000000432047_00417_22014_9929.N1	17-MAY-2006 00:02:45	Bright	43.000	102	24Alp Ser	2.6000	4250.0	86	22014	No
2	GOM_NL__2PRFIN20060517_000556_000000352047_00417_22014_9930.N1	17-MAY-2006 00:05:56	Bright	35.000	3	16Alp Boo	-0.050000	4250.0	70	22014	No
3	GOM_NL__2PRFIN20060517_000822_000000382047_00417_22014_9931.N1	17-MAY-2006 00:08:22	Bright	38.000	83		2.3780	11000.	76	22014	No
4	GOM_NL__2PRFIN20060517_001130_000000382047_00417_22014_9932.N1	17-MAY-2006 00:11:30	Bright	37.500	180	27Gam Boo	3.0400	8000.0	75	22014	No
5	GOM_NL__2PRFIN20060517_002008_000000402047_00417_22014_9933.N1	17-MAY-2006 00:20:08	Bright	39.500	119	14Eta Dra	2.7270	4700.0	79	22014	No
6	GOM_NL__2PRFIN20060517_002143_000000382047_00417_22014_9934.N1	17-MAY-2006 00:21:43	Bright	38.000	60	7Bet UMi	2.0810	3950.0	76	22014	No
7	GOM_NL__2PRFIN20060517_003419_000000352047_00417_22014_9935.N1	17-MAY-2006 00:34:19	Bright	34.500	76	27Gam Cas	2.3000	30000.	69	22014	No
8	GOM_NL__2PRFIN20060517_003533_000000352047_00417_22014_9936.N1	17-MAY-2006 00:35:33	Bright	35.000	68	18Alp Cas	2.2250	4500.0	70	22014	No
9	GOM_NL__2PRFIN20060517_004358_000000472047_00417_22014_9937.N1	17-MAY-2006 00:43:58	Bright	46.500	58	21Alp And	2.0730	11000.	93	22014	No
10	GOM_NL__2PRFIN20060517_004809_000000442047_00417_22014_9938.N1	17-MAY-2006 00:48:09	Twilight	43.500	140	88Gam Peg	2.8340	26000.	87	22014	No
11	GOM_NL__2PRFIN20060517_010331_000000472047_00417_22014_9939.N1	17-MAY-2006 01:03:31	Dark	46.500	18	24Alp PsA	1.1660	9700.0	93	22014	No
12	GOM_NL__2PRFIN20060517_010750_000000532047_00417_22014_9940.N1	17-MAY-2006 01:07:50	Dark	53.000	63	Bet Gru	2.1500	2800.0	106	22014	No
13	GOM_NL__2PRFIN20060517_010920_000000442047_00418_22015_9921.N1	17-MAY-2006 01:09:20	Dark	43.500	31	Alp Gru	1.7340	15200.	87	22015	No
14	GOM_NL__2PRFIN20060517_011453_000000432047_00418_22015_9922.N1	17-MAY-2006 01:14:53	Dark	42.500	45	Alp Pav	1.9400	26000.	85	22015	No
15	GOM_NL__2PRFIN20060517_012202_000000422047_00418_22015_9923.N1	17-MAY-2006 01:22:02	Straylight	41.500	141	Bet Ara	2.8400	4600.0	83	22015	No
16	GOM_NL__2PRFIN20060517_012437_000000522047_00418_22015_9924.N1	17-MAY-2006 01:24:37	Straylight	52.000	40	The Sco	1.8590	7100.0	104	22015	No
17	GOM_NL__2PRFIN20060517_012629_000000522047_00418_22015_9925.N1	17-MAY-2006 01:26:29	Straylight	52.000	25	35Lam Sco	1.6200	28000.	104	22015	No
18	GOM_NL__2PRFIN20060517_012847_000000542047_00418_22015_9926.N1	17-MAY-2006 01:28:47	Twilight	53.500	75	26Eps Sco	2.2910	4250.0	107	22015	No
19	GOM_NL__2PRFIN20060517_013151_000000592047_00418_22015_9927.N1	17-MAY-2006 01:31:51	Twilight	59.000	16	21Alp Sco	1.0200	3000.0	118	22015	No
20	GOM_NL__2PRFIN20060517_013426_000000462047_00418_22015_9928.N1	17-MAY-2006 01:34:26	Bright	46.000	97	8Bet1Sco	2.5610	30000.	92	22015	No
21	GOM_NL__2PRFIN20060517_013615_000000382047_00418_22015_9929.N1	17-MAY-2006 01:36:15	Bright	38.000	122	9Alp2Lib	2.7470	9700.0	76	22015	No
22	GOM_NL__2PRFIN20060517_013805_000000392047_00418_22015_9930.N1	17-MAY-2006 01:38:05	Bright	38.500	104	27Bet Lib	2.6140	13100.	77	22015	No
23	GOM_NL__2PRFIN20060517_014321_000000432047_00418_22015_9931.N1	17-MAY-2006 01:43:21	Bright	43.000	102	24Alp Ser	2.6000	4250.0	86	22015	No
24	GOM_NL__2PRFIN20060517_014631_000000362047_00418_22015_9932.N1	17-MAY-2006 01:46:31	Bright	36.000	3	16Alp Boo	-0.050000	4250.0	72	22015	No
25	GOM_NL__2PRFIN20060517_014858_000000382047_00418_22015_9933.N1	17-MAY-2006 01:48:58	Bright	38.000	83		2.3780	11000.	76	22015	No
26	GOM_NL__2PRFIN20060517_015206_000000352047_00418_22015_9934.N1	17-MAY-2006 01:52:06	Bright	35.000	180	27Gam Boo	3.0400	8000.0	70	22015	No
27	GOM_NL__2PRFIN20060517_020043_000000402047_00418_22015_9935.N1	17-MAY-2006 02:00:43	Bright	40.000	119	14Eta Dra	2.7270	4700.0	80	22015	No
28	GOM_NL__2PRFIN20060517_020219_000000362047_00418_22015_9936.N1	17-MAY-2006 02:02:19	Bright	36.000	60	7Bet UMi	2.0810	3950.0	72	22015	No
29	GOM_NL__2PRFIN20060517_021455_000000352047_00418_22015_9937.N1	17-MAY-2006 02:14:55	Bright	35.000	76	27Gam Cas	2.3000	30000.	70	22015	No
30	GOM_NL__2PRFIN20060517_021609_000000372047_00418_22015_9938.N1	17-MAY-2006 02:16:09	Bright	37.000	68	18Alp Cas	2.2250	4500.0	74	22015	No
31	GOM_NL__2PRFIN20060517_022434_000000432047_00418_22015_9939.N1	17-MAY-2006 02:24:34	Bright	43.000	58	21Alp And	2.0730	11000.	86	22015	No
32	GOM_NL__2PRFIN20060517_022845_000000442047_00418_22015_9940.N1	17-MAY-2006 02:28:45	Twilight	43.500	140	88Gam Peg	2.8340	26000.	87	22015	No
33	GOM_NL__2PRFIN20060517_024408_000000502047_00418_22015_9941.N1	17-MAY-2006 02:44:08	Dark	49.500	18	24Alp PsA	1.1660	9700.0	99	22015	No
34	GOM_NL__2PRFIN20060517_024827_000000572047_00418_22015_9942.N1	17-MAY-2006 02:48:27	Dark	57.000	63	Bet Gru	2.1500	2800.0	114	22015	No
35	GOM_NL__2PRFIN20060517_024957_000000522047_00419_22016_0030.N1	17-MAY-2006 02:49:57	Dark	51.500	31	Alp Gru	1.7340	15200.	103	22016	No
36	GOM_NL__2PRFIN20060517_025530_000000422047_00419_22016_0031.N1	17-MAY-2006 02:55:30	Dark	42.000	45	Alp Pav	1.9400	26000.	84	22016	No
37	GOM_NL__2PRFIN20060517_030238_000000422047_00419_22016_0032.N1	17-MAY-2006 03:02:38	Straylight	41.500	141	Bet Ara	2.8400	4600.0	83	22016	No
38	GOM_NL__2PRFIN20060517_030514_000000512047_00419_22016_0033.N1	17-MAY-2006 03:05:14	Straylight	50.500	40	The Sco	1.8590	7100.0	101	22016	No
39	GOM_NL__2PRFIN20060517_030706_000000522047_00419_22016_0034.N1	17-MAY-2006 03:07:06	Straylight	52.000	25	35Lam Sco	1.6200	28000.	104	22016	No
40	GOM_NL__2PRFIN20060517_030924_000000482047_00419_22016_0035.N1	17-MAY-2006 03:09:24	Twilight	48.000	75	26Eps Sco	2.2910	4250.0	96	22016	No
41	GOM_NL__2PRFIN20060517_031228_000000632047_00419_22016_0036.N1	17-MAY-2006 03:12:28	Twilight	62.500	16	21Alp Sco	1.0200	3000.0	125	22016	No
42	GOM_NL__2PRFIN20060517_031502_000000442047_00419_22016_0037.N1	17-MAY-2006 03:15:02	Bright	43.500	97	8Bet1Sco	2.5610	30000.	87	22016	No

43	GOM_NL__2PRFIN20060517_031651_000000382047_00419_22016_0038.N1	17-MAY-2006 03:16:51	Bright	38.000	122	9Alp2Lib	2.7470	9700.0	76	22016	No
44	GOM_NL__2PRFIN20060517_031841_000000402047_00419_22016_0039.N1	17-MAY-2006 03:18:41	Bright	39.500	104	27Bet Lib	2.6140	13100.	79	22016	No
45	GOM_NL__2PRFIN20060517_032357_000000442047_00419_22016_0040.N1	17-MAY-2006 03:23:57	Bright	43.500	102	24Alp Ser	2.6000	4250.0	87	22016	No
46	GOM_NL__2PRFIN20060517_032707_000000362047_00419_22016_0041.N1	17-MAY-2006 03:27:07	Bright	35.500	3	16Alp Boo	-0.050000	4250.0	71	22016	No
47	GOM_NL__2PRFIN20060517_032933_000000402047_00419_22016_0042.N1	17-MAY-2006 03:29:33	Bright	39.500	83		2.3780	11000.	79	22016	No
48	GOM_NL__2PRFIN20060517_033242_000000362047_00419_22016_0043.N1	17-MAY-2006 03:32:42	Bright	35.500	180	27Gam Boo	3.0400	8000.0	71	22016	No
49	GOM_NL__2PRFIN20060517_034119_000000382047_00419_22016_0044.N1	17-MAY-2006 03:41:19	Bright	38.000	119	14Eta Dra	2.7270	4700.0	76	22016	No
50	GOM_NL__2PRFIN20060517_034255_000000352047_00419_22016_0045.N1	17-MAY-2006 03:42:55	Bright	35.000	60	7Bet UMi	2.0810	3950.0	70	22016	No
51	GOM_NL__2PRFIN20060517_035531_000000332047_00419_22016_0046.N1	17-MAY-2006 03:55:31	Bright	33.000	76	27Gam Cas	2.3000	30000.	66	22016	No
52	GOM_NL__2PRFIN20060517_035645_000000342047_00419_22016_0047.N1	17-MAY-2006 03:56:45	Bright	34.000	68	18Alp Cas	2.2250	4500.0	68	22016	No
53	GOM_NL__2PRFIN20060517_040510_000000452047_00419_22016_0048.N1	17-MAY-2006 04:05:10	Bright	44.500	58	21Alp And	2.0730	11000.	89	22016	No
54	GOM_NL__2PRFIN20060517_040922_000000432047_00419_22016_0049.N1	17-MAY-2006 04:09:22	Twilight	42.500	140	88Gam Peg	2.8340	26000.	85	22016	No
55	GOM_NL__2PRFIN20060517_042445_000000472047_00419_22016_0050.N1	17-MAY-2006 04:24:45	Dark	47.000	18	24Alp PsA	1.1660	9700.0	94	22016	No
56	GOM_NL__2PRFIN20060517_042903_000000572047_00419_22016_0051.N1	17-MAY-2006 04:29:03	Dark	57.000	63	Bet Gru	2.1500	2800.0	114	22016	No
57	GOM_NL__2PRFIN20060517_043034_000000422047_00420_22017_9944.N1	17-MAY-2006 04:30:34	Dark	42.000	31	Alp Gru	1.7340	15200.	84	22017	No
58	GOM_NL__2PRFIN20060517_043606_000000412047_00420_22017_9945.N1	17-MAY-2006 04:36:06	Dark	41.000	45	Alp Pav	1.9400	26000.	82	22017	No
59	GOM_NL__2PRFIN20060517_044315_000000462047_00420_22017_9946.N1	17-MAY-2006 04:43:15	Straylight	46.000	141	Bet Ara	2.8400	4600.0	92	22017	No
60	GOM_NL__2PRFIN20060517_044550_000000532047_00420_22017_9947.N1	17-MAY-2006 04:45:50	Straylight	52.500	40	The Sco	1.8590	7100.0	105	22017	No
61	GOM_NL__2PRFIN20060517_044742_000000542047_00420_22017_9948.N1	17-MAY-2006 04:47:42	Straylight	53.500	25	35Lam Sco	1.6200	28000.	107	22017	No
62	GOM_NL__2PRFIN20060517_045000_000000522047_00420_22017_9949.N1	17-MAY-2006 04:50:00	Tw_and_stray	51.500	75	26Eps Sco	2.2910	4250.0	103	22017	No
63	GOM_NL__2PRFIN20060517_045304_000000572047_00420_22017_9950.N1	17-MAY-2006 04:53:04	Tw_and_stray	56.500	16	21Alp Sco	1.0200	3000.0	113	22017	No
64	GOM_NL__2PRFIN20060517_045539_000000432047_00420_22017_9951.N1	17-MAY-2006 04:55:39	Bright	43.000	97	8Bet1Sco	2.5610	30000.	86	22017	No
65	GOM_NL__2PRFIN20060517_045727_000000392047_00420_22017_9952.N1	17-MAY-2006 04:57:27	Bright	38.500	122	9Alp2Lib	2.7470	9700.0	77	22017	No
66	GOM_NL__2PRFIN20060517_045917_000000392047_00420_22017_9953.N1	17-MAY-2006 04:59:17	Bright	38.500	104	27Bet Lib	2.6140	13100.	77	22017	No
67	GOM_NL__2PRFIN20060517_050432_000000452047_00420_22017_9954.N1	17-MAY-2006 05:04:32	Bright	44.500	102	24Alp Ser	2.6000	4250.0	89	22017	No
68	GOM_NL__2PRFIN20060517_050750_000000292047_00420_22017_9955.N1	17-MAY-2006 05:07:50	Dark	28.500	3	16Alp Boo	-0.050000	4250.0	57	22017	Yes
69	GOM_NL__2PRFIN20060517_051009_000000392047_00420_22017_9956.N1	17-MAY-2006 05:10:09	Bright	39.000	83		2.3780	11000.	78	22017	No
70	GOM_NL__2PRFIN20060517_051318_000000362047_00420_22017_9957.N1	17-MAY-2006 05:13:18	Bright	35.500	180	27Gam Boo	3.0400	8000.0	71	22017	No
71	GOM_NL__2PRFIN20060517_052154_000000422047_00420_22017_9958.N1	17-MAY-2006 05:21:54	Bright	41.500	119	14Eta Dra	2.7270	4700.0	83	22017	No
72	GOM_NL__2PRFIN20060517_052331_000000372047_00420_22017_9959.N1	17-MAY-2006 05:23:31	Bright	37.000	60	7Bet UMi	2.0810	3950.0	74	22017	No
73	GOM_NL__2PRFIN20060517_053607_000000532047_00420_22017_9960.N1	17-MAY-2006 05:36:07	Bright	53.000	76	27Gam Cas	2.3000	30000.	106	22017	No
74	GOM_NL__2PRFIN20060517_053720_000000382047_00420_22017_9961.N1	17-MAY-2006 05:37:20	Bright	37.500	68	18Alp Cas	2.2250	4500.0	75	22017	No
75	GOM_NL__2PRFIN20060517_054546_000000442047_00420_22017_9962.N1	17-MAY-2006 05:45:46	Tw_and_stray	44.000	58	21Alp And	2.0730	11000.	88	22017	No
76	GOM_NL__2PRFIN20060517_054958_000000412047_00420_22017_9963.N1	17-MAY-2006 05:49:58	Twilight	41.000	140	88Gam Peg	2.8340	26000.	82	22017	No
77	GOM_NL__2PRFIN20060517_060522_000000492047_00420_22017_9964.N1	17-MAY-2006 06:05:22	Dark	48.500	18	24Alp PsA	1.1660	9700.0	97	22017	No
78	GOM_NL__2PRFIN20060517_060940_000000462047_00420_22017_9965.N1	17-MAY-2006 06:09:40	Dark	45.500	63	Bet Gru	2.1500	2800.0	91	22017	No
79	GOM_NL__2PRFIN20060517_061110_000000432047_00421_22018_9944.N1	17-MAY-2006 06:11:10	Dark	43.000	31	Alp Gru	1.7340	15200.	86	22018	No
80	GOM_NL__2PRFIN20060517_061643_000000412047_00421_22018_9945.N1	17-MAY-2006 06:16:43	Dark	41.000	45	Alp Pav	1.9400	26000.	82	22018	No
81	GOM_NL__2PRFIN20060517_062351_000000432047_00421_22018_9946.N1	17-MAY-2006 06:23:51	Straylight	43.000	141	Bet Ara	2.8400	4600.0	86	22018	No
82	GOM_NL__2PRFIN20060517_062627_000000512047_00421_22018_9947.N1	17-MAY-2006 06:26:27	Straylight	51.000	40	The Sco	1.8590	7100.0	102	22018	No
83	GOM_NL__2PRFIN20060517_062819_000000532047_00421_22018_9948.N1	17-MAY-2006 06:28:19	Straylight	53.000	25	35Lam Sco	1.6200	28000.	106	22018	No
84	GOM_NL__2PRFIN20060517_063037_000000502047_00421_22018_9949.N1	17-MAY-2006 06:30:37	Tw_and_stray	50.000	75	26Eps Sco	2.2910	4250.0	100	22018	No
85	GOM_NL__2PRFIN20060517_063340_000000602047_00421_22018_9950.N1	17-MAY-2006 06:33:40	Tw_and_stray	60.000	16	21Alp Sco	1.0200	3000.0	120	22018	No
86	GOM_NL__2PRFIN20060517_063615_000000442047_00421_22018_9951.N1	17-MAY-2006 06:36:15	Bright	44.000	97	8Bet1Sco	2.5610	30000.	88	22018	No
87	GOM_NL__2PRFIN20060517_063803_000000372047_00421_22018_9952.N1	17-MAY-2006 06:38:03	Bright	37.000	122	9Alp2Lib	2.7470	9700.0	74	22018	No
88	GOM_NL__2PRFIN20060517_063953_000000382047_00421_22018_9953.N1	17-MAY-2006 06:39:53	Bright	38.000	104	27Bet Lib	2.6140	13100.	76	22018	No
89	GOM_NL__2PRFIN20060517_064508_000000452047_00421_22018_9954.N1	17-MAY-2006 06:45:08	Bright	44.500	102	24Alp Ser	2.6000	4250.0	89	22018	No
90	GOM_NL__2PRFIN20060517_065045_000000392047_00421_22018_9955.N1	17-MAY-2006 06:50:45	Bright	38.500	83		2.3780	11000.	77	22018	No
91	GOM_NL__2PRFIN20060517_065354_000000372047_00421_22018_9956.N1	17-MAY-2006 06:53:54	Bright	37.000	180	27Gam Boo	3.0400	8000.0	74	22018	No
92	GOM_NL__2PRFIN20060517_070230_000000412047_00421_22018_9957.N1	17-MAY-2006 07:02:30	Bright	41.000	119	14Eta Dra	2.7270	4700.0	82	22018	No
93	GOM_NL__2PRFIN20060517_070406_000000392047_00421_22018_9958.N1	17-MAY-2006 07:04:06	Bright	38.500	60	7Bet UMi	2.0810	3950.0	77	22018	No
94	GOM_NL__2PRFIN20060517_071643_000000342047_00421_22018_9959.N1	17-MAY-2006 07:16:43	Bright	34.000	76	27Gam Cas	2.3000	30000.	68	22018	No
95	GOM_NL__2PRFIN20060517_071756_000000352047_00421_22018_9960.N1	17-MAY-2006 07:17:56	Bright	34.500	68	18Alp Cas	2.2250	4500.0	69	22018	No
96	GOM_NL__2PRFIN20060517_072622_000000462047_00421_22018_9961.N1	17-MAY-2006 07:26:22	Tw_and_stray	46.000	58	21Alp And	2.0730	11000.	92	22018	No
97	GOM_NL__2PRFIN20060517_073034_000000422047_00421_22018_9962.N1	17-MAY-2006 07:30:34	Twilight	41.500	140	88Gam Peg	2.8340	26000.	83	22018	No
98	GOM_NL__2PRFIN20060517_074558_000000522047_00421_22018_9963.N1	17-MAY-2006 07:45:58	Dark	51.500	18	24Alp PsA	1.1660	9700.0	103	22018	No
99	GOM_NL__2PRFIN20060517_075017_000000492047_00421_22018_9964.N1	17-MAY-2006 07:50:17	Dark	49.000	63	Bet Gru	2.1500	2800.0	98	22018	No
100	GOM_NL__2PRFIN20060517_075147_000000442047_00422_22019_9944.N1	17-MAY-2006 07:51:47	Dark	43.500	31	Alp Gru	1.7340	15200.	87	22019	No
101	GOM_NL__2PRFIN20060517_075720_000000472047_00422_22019_9945.N1	17-MAY-2006 07:57:20	Dark	46.500	45	Alp Pav	1.9400	26000.	93	22019	No

102	GOM_NL__2PRFIN20060517_080428_000000422047_00422_22019_9946.N1	17-MAY-2006 08:04:28	Straylight	42.000	141	Bet Ara	2.8400	4600.0	84	22019	No
103	GOM_NL__2PRFIN20060517_080704_000000512047_00422_22019_9947.N1	17-MAY-2006 08:07:04	Straylight	50.500	40	The Sco	1.8590	7100.0	101	22019	No
104	GOM_NL__2PRFIN20060517_080856_000000522047_00422_22019_9948.N1	17-MAY-2006 08:08:56	Straylight	51.500	25	35Lam Sco	1.6200	28000.	103	22019	No
105	GOM_NL__2PRFIN20060517_081113_000000502047_00422_22019_9949.N1	17-MAY-2006 08:11:13	Tw_i_and_stray	50.000	75	26Eps Sco	2.2910	4250.0	100	22019	No
106	GOM_NL__2PRFIN20060517_081416_000000572047_00422_22019_9950.N1	17-MAY-2006 08:14:16	Tw_i_and_stray	56.500	16	21Alp Sco	1.0200	3000.0	113	22019	No
107	GOM_NL__2PRFIN20060517_081651_000000462047_00422_22019_9951.N1	17-MAY-2006 08:16:51	Bright	45.500	97	8Bet1Sco	2.5610	30000.	91	22019	No
108	GOM_NL__2PRFIN20060517_081839_000000362047_00422_22019_9952.N1	17-MAY-2006 08:18:39	Bright	36.000	122	9Alp2Lib	2.7470	9700.0	72	22019	No
109	GOM_NL__2PRFIN20060517_082029_000000392047_00422_22019_9953.N1	17-MAY-2006 08:20:29	Bright	39.000	104	27Bet Lib	2.6140	13100.	78	22019	No
110	GOM_NL__2PRFIN20060517_082544_000000432047_00422_22019_9954.N1	17-MAY-2006 08:25:44	Bright	43.000	102	24Alp Ser	2.6000	4250.0	86	22019	No
111	GOM_NL__2PRFIN20060517_083121_000000382047_00422_22019_9955.N1	17-MAY-2006 08:31:21	Bright	38.000	83		2.3780	11000.	76	22019	No
112	GOM_NL__2PRFIN20060517_083429_000000352047_00422_22019_9956.N1	17-MAY-2006 08:34:29	Bright	35.000	180	27Gam Boo	3.0400	8000.0	70	22019	No
113	GOM_NL__2PRFIN20060517_084305_000000402047_00422_22019_9957.N1	17-MAY-2006 08:43:05	Bright	39.500	119	14Eta Dra	2.7270	4700.0	79	22019	No
114	GOM_NL__2PRFIN20060517_084442_000000362047_00422_22019_9958.N1	17-MAY-2006 08:44:42	Bright	36.000	60	7Bet UMi	2.0810	3950.0	72	22019	No
115	GOM_NL__2PRFIN20060517_085719_000000342047_00422_22019_9959.N1	17-MAY-2006 08:57:19	Bright	34.000	76	27Gam Cas	2.3000	30000.	68	22019	No
116	GOM_NL__2PRFIN20060517_085832_000000362047_00422_22019_9960.N1	17-MAY-2006 08:58:32	Bright	36.000	68	18Alp Cas	2.2250	4500.0	72	22019	No
117	GOM_NL__2PRFIN20060517_090658_000000432047_00422_22019_9961.N1	17-MAY-2006 09:06:58	Tw_i_and_stray	43.000	58	21Alp And	2.0730	11000.	86	22019	No
118	GOM_NL__2PRFIN20060517_091110_000000432047_00422_22019_9962.N1	17-MAY-2006 09:11:10	Dark	42.500	140	88Gam Peg	2.8340	26000.	85	22019	No
119	GOM_NL__2PRFIN20060517_092635_000000542047_00422_22019_9963.N1	17-MAY-2006 09:26:35	Dark	54.000	18	24Alp PsA	1.1660	9700.0	108	22019	No
120	GOM_NL__2PRFIN20060517_093053_000000452047_00422_22019_9964.N1	17-MAY-2006 09:30:53	Dark	45.000	63	Bet Gru	2.1500	2800.0	90	22019	No
121	GOM_NL__2PRFIN20060517_093224_000000442047_00423_22020_9944.N1	17-MAY-2006 09:32:24	Dark	44.000	31	Alp Gru	1.7340	15200.	88	22020	No
122	GOM_NL__2PRFIN20060517_093756_000000422047_00423_22020_9945.N1	17-MAY-2006 09:37:56	Dark	42.000	45	Alp Pav	1.9400	26000.	84	22020	No
123	GOM_NL__2PRFIN20060517_094504_000000432047_00423_22020_9946.N1	17-MAY-2006 09:45:04	Straylight	43.000	141	Bet Ara	2.8400	4600.0	86	22020	No
124	GOM_NL__2PRFIN20060517_094740_000000492047_00423_22020_9947.N1	17-MAY-2006 09:47:40	Straylight	49.000	40	The Sco	1.8590	7100.0	98	22020	No
125	GOM_NL__2PRFIN20060517_094932_000000502047_00423_22020_9948.N1	17-MAY-2006 09:49:32	Straylight	50.000	25	35Lam Sco	1.6200	28000.	100	22020	No
126	GOM_NL__2PRFIN20060517_095149_000000522047_00423_22020_9949.N1	17-MAY-2006 09:51:49	Tw_i_and_stray	51.500	75	26Eps Sco	2.2910	4250.0	103	22020	No
127	GOM_NL__2PRFIN20060517_095453_000000582047_00423_22020_9950.N1	17-MAY-2006 09:54:53	Tw_i_and_stray	58.000	16	21Alp Sco	1.0200	3000.0	116	22020	No
128	GOM_NL__2PRFIN20060517_095727_000000442047_00423_22020_9951.N1	17-MAY-2006 09:57:27	Bright	43.500	97	8Bet1Sco	2.5610	30000.	87	22020	No
129	GOM_NL__2PRFIN20060517_095915_000000382047_00423_22020_9952.N1	17-MAY-2006 09:59:15	Bright	38.000	122	9Alp2Lib	2.7470	9700.0	76	22020	No
130	GOM_NL__2PRFIN20060517_100105_000000402047_00423_22020_9953.N1	17-MAY-2006 10:01:05	Bright	39.500	104	27Bet Lib	2.6140	13100.	79	22020	No
131	GOM_NL__2PRFIN20060517_100619_000000432047_00423_22020_9954.N1	17-MAY-2006 10:06:19	Bright	42.500	102	24Alp Ser	2.6000	4250.0	85	22020	No
132	GOM_NL__2PRFIN20060517_101157_000000382047_00423_22020_9955.N1	17-MAY-2006 10:11:57	Bright	37.500	83		2.3780	11000.	75	22020	No
133	GOM_NL__2PRFIN20060517_101505_000000542047_00423_22020_9956.N1	17-MAY-2006 10:15:05	Bright	54.000	180	27Gam Boo	3.0400	8000.0	108	22020	No
134	GOM_NL__2PRFIN20060517_102341_000000412047_00423_22020_9957.N1	17-MAY-2006 10:23:41	Bright	40.500	119	14Eta Dra	2.7270	4700.0	81	22020	No
135	GOM_NL__2PRFIN20060517_102518_000000382047_00423_22020_9958.N1	17-MAY-2006 10:25:18	Bright	38.000	60	7Bet UMi	2.0810	3950.0	76	22020	No
136	GOM_NL__2PRFIN20060517_103755_000000362047_00423_22020_9959.N1	17-MAY-2006 10:37:55	Bright	35.500	76	27Gam Cas	2.3000	30000.	71	22020	No
137	GOM_NL__2PRFIN20060517_103908_000000372047_00423_22020_9960.N1	17-MAY-2006 10:39:08	Bright	37.000	68	18Alp Cas	2.2250	4500.0	74	22020	No
138	GOM_NL__2PRFIN20060517_104735_000000442047_00423_22020_9961.N1	17-MAY-2006 10:47:35	Tw_i_and_stray	44.000	58	21Alp And	2.0730	11000.	88	22020	No
139	GOM_NL__2PRFIN20060517_105146_000000402047_00423_22020_9962.N1	17-MAY-2006 10:51:46	Dark	40.000	140	88Gam Peg	2.8340	26000.	80	22020	No
140	GOM_NL__2PRFIN20060517_110712_000000582047_00423_22020_9963.N1	17-MAY-2006 11:07:12	Dark	58.000	18	24Alp PsA	1.1660	9700.0	116	22020	No
141	GOM_NL__2PRFIN20060517_111130_000000502047_00423_22020_9964.N1	17-MAY-2006 11:11:30	Dark	50.000	63	Bet Gru	2.1500	2800.0	100	22020	No
142	GOM_NL__2PRFIN20060517_111301_000000462047_00424_22021_9945.N1	17-MAY-2006 11:13:01	Dark	46.000	31	Alp Gru	1.7340	15200.	92	22021	No
143	GOM_NL__2PRFIN20060517_111833_000000422047_00424_22021_9946.N1	17-MAY-2006 11:18:33	Dark	41.500	45	Alp Pav	1.9400	26000.	83	22021	No
144	GOM_NL__2PRFIN20060517_112541_000000412047_00424_22021_9947.N1	17-MAY-2006 11:25:41	Straylight	41.000	141	Bet Ara	2.8400	4600.0	82	22021	No
145	GOM_NL__2PRFIN20060517_112817_000000522047_00424_22021_9948.N1	17-MAY-2006 11:28:17	Straylight	51.500	40	The Sco	1.8590	7100.0	103	22021	No
146	GOM_NL__2PRFIN20060517_113008_000000552047_00424_22021_9949.N1	17-MAY-2006 11:30:08	Straylight	55.000	25	35Lam Sco	1.6200	28000.	110	22021	No
147	GOM_NL__2PRFIN20060517_113226_000000522047_00424_22021_9950.N1	17-MAY-2006 11:32:26	Tw_i_and_stray	51.500	75	26Eps Sco	2.2910	4250.0	103	22021	No
148	GOM_NL__2PRFIN20060517_113529_000000592047_00424_22021_9951.N1	17-MAY-2006 11:35:29	Tw_i_and_stray	58.500	16	21Alp Sco	1.0200	3000.0	117	22021	No
149	GOM_NL__2PRFIN20060517_113803_000000462047_00424_22021_9952.N1	17-MAY-2006 11:38:03	Bright	45.500	97	8Bet1Sco	2.5610	30000.	91	22021	No
150	GOM_NL__2PRFIN20060517_113951_000000372047_00424_22021_9953.N1	17-MAY-2006 11:39:51	Bright	36.500	122	9Alp2Lib	2.7470	9700.0	73	22021	No
151	GOM_NL__2PRFIN20060517_114141_000000392047_00424_22021_9954.N1	17-MAY-2006 11:41:41	Bright	38.500	104	27Bet Lib	2.6140	13100.	77	22021	No
152	GOM_NL__2PRFIN20060517_114655_000000432047_00424_22021_9955.N1	17-MAY-2006 11:46:55	Bright	42.500	102	24Alp Ser	2.6000	4250.0	85	22021	No
153	GOM_NL__2PRFIN20060517_115232_000000402047_00424_22021_9956.N1	17-MAY-2006 11:52:32	Bright	40.000	83		2.3780	11000.	80	22021	No
154	GOM_NL__2PRFIN20060517_115541_000000352047_00424_22021_9957.N1	17-MAY-2006 11:55:41	Bright	35.000	180	27Gam Boo	3.0400	8000.0	70	22021	No
155	GOM_NL__2PRFIN20060517_120416_000000412047_00424_22021_9958.N1	17-MAY-2006 12:04:16	Bright	40.500	119	14Eta Dra	2.7270	4700.0	81	22021	No
156	GOM_NL__2PRFIN20060517_120554_000000382047_00424_22021_9959.N1	17-MAY-2006 12:05:54	Bright	37.500	60	7Bet UMi	2.0810	3950.0	75	22021	No
157	GOM_NL__2PRFIN20060517_121831_000000342047_00424_22021_9960.N1	17-MAY-2006 12:18:31	Bright	34.000	76	27Gam Cas	2.3000	30000.	68	22021	No
158	GOM_NL__2PRFIN20060517_121944_000000402047_00424_22021_9961.N1	17-MAY-2006 12:19:44	Bright	39.500	68	18Alp Cas	2.2250	4500.0	79	22021	No
159	GOM_NL__2PRFIN20060517_122810_000000462047_00424_22021_9962.N1	17-MAY-2006 12:28:10	Tw_i_and_stray	46.000	58	21Alp And	2.0730	11000.	92	22021	No
160	GOM_NL__2PRFIN20060517_123222_000000422047_00424_22021_9963.N1	17-MAY-2006 12:32:22	Dark	42.000	140	88Gam Peg	2.8340	26000.	84	22021	No

161	GOM_NL__2PRFIN20060517_124749_000000502047_00424_22021_9964.N1	17-MAY-2006 12:47:49	Dark	49.500	18	24Alp PsA	1.1660	9700.0	99	22021	No
162	GOM_NL__2PRFIN20060517_125206_000000512047_00424_22021_9965.N1	17-MAY-2006 12:52:06	Dark	51.000	63	Bet Gru	2.1500	2800.0	102	22021	No
163	GOM_NL__2PRFIN20060517_125337_000000462047_00425_22022_0031.N1	17-MAY-2006 12:53:37	Dark	45.500	31	Alp Gru	1.7340	15200.	91	22022	No
164	GOM_NL__2PRFIN20060517_125909_000000422047_00425_22022_0032.N1	17-MAY-2006 12:59:09	Dark	42.000	45	Alp Pav	1.9400	26000.	84	22022	No
165	GOM_NL__2PRFIN20060517_130617_000000412047_00425_22022_0033.N1	17-MAY-2006 13:06:17	Straylight	40.500	141	Bet Ara	2.8400	4600.0	81	22022	No
166	GOM_NL__2PRFIN20060517_130853_000000522047_00425_22022_0034.N1	17-MAY-2006 13:08:53	Straylight	51.500	40	The Sco	1.8590	7100.0	103	22022	No
167	GOM_NL__2PRFIN20060517_131045_000000542047_00425_22022_0035.N1	17-MAY-2006 13:10:45	Straylight	54.000	25	35Lam Sco	1.6200	28000.	108	22022	No
168	GOM_NL__2PRFIN20060517_131302_000000522047_00425_22022_0036.N1	17-MAY-2006 13:13:02	Twilight_stray	52.000	75	26Eps Sco	2.2910	4250.0	104	22022	No
169	GOM_NL__2PRFIN20060517_131605_000000602047_00425_22022_0037.N1	17-MAY-2006 13:16:05	Twilight_stray	60.000	16	21Alp Sco	1.0200	3000.0	120	22022	No
170	GOM_NL__2PRFIN20060517_131747_000000432047_00425_22022_0038.N1	17-MAY-2006 13:17:47	Bright	43.000	80	7Del Sco	2.3160	30000.	86	22022	No
171	GOM_NL__2PRFIN20060517_132027_000000372047_00425_22022_0039.N1	17-MAY-2006 13:20:27	Bright	37.000	122	9Alp2Lib	2.7470	9700.0	74	22022	No
172	GOM_NL__2PRFIN20060517_132217_000000392047_00425_22022_0040.N1	17-MAY-2006 13:22:17	Bright	38.500	104	27Bet Lib	2.6140	13100.	77	22022	No
173	GOM_NL__2PRFIN20060517_132731_000000442047_00425_22022_0041.N1	17-MAY-2006 13:27:31	Bright	43.500	102	24Alp Ser	2.6000	4250.0	87	22022	No
174	GOM_NL__2PRFIN20060517_133308_000000392047_00425_22022_0042.N1	17-MAY-2006 13:33:08	Bright	38.500	83		2.3780	11000.	77	22022	No
175	GOM_NL__2PRFIN20060517_133617_000000352047_00425_22022_0043.N1	17-MAY-2006 13:36:17	Bright	35.000	180	27Gam Boo	3.0400	8000.0	70	22022	No
176	GOM_NL__2PRFIN20060517_134452_000000402047_00425_22022_0044.N1	17-MAY-2006 13:44:52	Bright	39.500	119	14Eta Dra	2.7270	4700.0	79	22022	No
177	GOM_NL__2PRFIN20060517_134629_000000382047_00425_22022_0045.N1	17-MAY-2006 13:46:29	Bright	38.000	60	7Bet UMi	2.0810	3950.0	76	22022	No
178	GOM_NL__2PRFIN20060517_135907_000000532047_00425_22022_0046.N1	17-MAY-2006 13:59:07	Bright	53.000	76	27Gam Cas	2.3000	30000.	106	22022	No
179	GOM_NL__2PRFIN20060517_140020_000000352047_00425_22022_0047.N1	17-MAY-2006 14:00:20	Bright	34.500	68	18Alp Cas	2.2250	4500.0	69	22022	No
180	GOM_NL__2PRFIN20060517_140847_000000442047_00425_22022_0048.N1	17-MAY-2006 14:08:47	Twilight_stray	44.000	58	21Alp And	2.0730	11000.	88	22022	No
181	GOM_NL__2PRFIN20060517_141259_000000432047_00425_22022_0049.N1	17-MAY-2006 14:12:59	Dark	43.000	140	88Gam Peg	2.8340	26000.	86	22022	No
182	GOM_NL__2PRFIN20060517_142825_000000542047_00425_22022_0050.N1	17-MAY-2006 14:28:25	Dark	54.000	18	24Alp PsA	1.1660	9700.0	108	22022	No
183	GOM_NL__2PRFIN20060517_143243_000000502047_00425_22022_0051.N1	17-MAY-2006 14:32:43	Dark	49.500	63	Bet Gru	2.1500	2800.0	99	22022	No
184	GOM_NL__2PRFIN20060517_143414_000000452047_00426_22023_0032.N1	17-MAY-2006 14:34:14	Dark	44.500	31	Alp Gru	1.7340	15200.	89	22023	No
185	GOM_NL__2PRFIN20060517_143946_000000422047_00426_22023_0033.N1	17-MAY-2006 14:39:46	Dark	41.500	45	Alp Pav	1.9400	26000.	83	22023	No
186	GOM_NL__2PRFIN20060517_144653_000000432047_00426_22023_0034.N1	17-MAY-2006 14:46:53	Straylight	42.500	141	Bet Ara	2.8400	4600.0	85	22023	No
187	GOM_NL__2PRFIN20060517_144930_000000472047_00426_22023_0035.N1	17-MAY-2006 14:49:30	Straylight	46.500	40	The Sco	1.8590	7100.0	93	22023	No
188	GOM_NL__2PRFIN20060517_145122_000000532047_00426_22023_0036.N1	17-MAY-2006 14:51:22	Straylight	52.500	25	35Lam Sco	1.6200	28000.	105	22023	No
189	GOM_NL__2PRFIN20060517_145338_000000512047_00426_22023_0037.N1	17-MAY-2006 14:53:38	Twilight_stray	50.500	75	26Eps Sco	2.2910	4250.0	101	22023	No
190	GOM_NL__2PRFIN20060517_145641_000000552047_00426_22023_0038.N1	17-MAY-2006 14:56:41	Twilight_stray	55.000	16	21Alp Sco	1.0200	3000.0	110	22023	No
191	GOM_NL__2PRFIN20060517_145823_000000432047_00426_22023_0039.N1	17-MAY-2006 14:58:23	Bright	42.500	80	7Del Sco	2.3160	30000.	85	22023	No
192	GOM_NL__2PRFIN20060517_150103_000000372047_00426_22023_0040.N1	17-MAY-2006 15:01:03	Bright	36.500	122	9Alp2Lib	2.7470	9700.0	73	22023	No
193	GOM_NL__2PRFIN20060517_150253_000000392047_00426_22023_0041.N1	17-MAY-2006 15:02:53	Bright	38.500	104	27Bet Lib	2.6140	13100.	77	22023	No
194	GOM_NL__2PRFIN20060517_150806_000000422047_00426_22023_0042.N1	17-MAY-2006 15:08:06	Bright	42.000	102	24Alp Ser	2.6000	4250.0	84	22023	No
195	GOM_NL__2PRFIN20060517_151344_000000372047_00426_22023_0043.N1	17-MAY-2006 15:13:44	Bright	37.000	83		2.3780	11000.	74	22023	No
196	GOM_NL__2PRFIN20060517_151652_000000372047_00426_22023_0044.N1	17-MAY-2006 15:16:52	Bright	36.500	180	27Gam Boo	3.0400	8000.0	73	22023	No
197	GOM_NL__2PRFIN20060517_152527_000000402047_00426_22023_0045.N1	17-MAY-2006 15:25:27	Bright	40.000	119	14Eta Dra	2.7270	4700.0	80	22023	No
198	GOM_NL__2PRFIN20060517_152705_000000352047_00426_22023_0046.N1	17-MAY-2006 15:27:05	Bright	34.500	60	7Bet UMi	2.0810	3950.0	69	22023	No
199	GOM_NL__2PRFIN20060517_153943_000000332047_00426_22023_0047.N1	17-MAY-2006 15:39:43	Bright	33.000	76	27Gam Cas	2.3000	30000.	66	22023	No
200	GOM_NL__2PRFIN20060517_154056_000000352047_00426_22023_0048.N1	17-MAY-2006 15:40:56	Bright	34.500	68	18Alp Cas	2.2250	4500.0	69	22023	No
201	GOM_NL__2PRFIN20060517_154923_000000452047_00426_22023_0049.N1	17-MAY-2006 15:49:23	Twilight_stray	45.000	58	21Alp And	2.0730	11000.	90	22023	No
202	GOM_NL__2PRFIN20060517_155335_000000422047_00426_22023_0050.N1	17-MAY-2006 15:53:35	Dark	41.500	140	88Gam Peg	2.8340	26000.	83	22023	No
203	GOM_NL__2PRFIN20060517_160902_000000502047_00426_22023_0051.N1	17-MAY-2006 16:09:02	Dark	49.500	18	24Alp PsA	1.1660	9700.0	99	22023	No
204	GOM_NL__2PRFIN20060517_161319_000000582047_00426_22023_0052.N1	17-MAY-2006 16:13:19	Dark	58.000	63	Bet Gru	2.1500	2800.0	116	22023	No
205	GOM_NL__2PRFIN20060517_161451_000000442047_00427_22024_0033.N1	17-MAY-2006 16:14:51	Dark	44.000	31	Alp Gru	1.7340	15200.	88	22024	No
206	GOM_NL__2PRFIN20060517_162023_000000442047_00427_22024_0034.N1	17-MAY-2006 16:20:23	Dark	43.500	45	Alp Pav	1.9400	26000.	87	22024	No
207	GOM_NL__2PRFIN20060517_162730_000000412047_00427_22024_0035.N1	17-MAY-2006 16:27:30	Straylight	41.000	141	Bet Ara	2.8400	4600.0	82	22024	No
208	GOM_NL__2PRFIN20060517_163006_000000522047_00427_22024_0036.N1	17-MAY-2006 16:30:06	Straylight	51.500	40	The Sco	1.8590	7100.0	103	22024	No
209	GOM_NL__2PRFIN20060517_163158_000000552047_00427_22024_0037.N1	17-MAY-2006 16:31:58	Straylight	55.000	25	35Lam Sco	1.6200	28000.	110	22024	No
210	GOM_NL__2PRFIN20060517_163718_000000592047_00427_22024_0038.N1	17-MAY-2006 16:37:18	Twilight_stray	59.000	16	21Alp Sco	1.0200	3000.0	118	22024	No
211	GOM_NL__2PRFIN20060517_163859_000000442047_00427_22024_0039.N1	17-MAY-2006 16:38:59	Bright	43.500	80	7Del Sco	2.3160	30000.	87	22024	No
212	GOM_NL__2PRFIN20060517_164139_000000362047_00427_22024_0040.N1	17-MAY-2006 16:41:39	Bright	35.500	122	9Alp2Lib	2.7470	9700.0	71	22024	No
213	GOM_NL__2PRFIN20060517_164329_000000382047_00427_22024_0041.N1	17-MAY-2006 16:43:29	Bright	38.000	104	27Bet Lib	2.6140	13100.	76	22024	No
214	GOM_NL__2PRFIN20060517_164842_000000432047_00427_22024_0042.N1	17-MAY-2006 16:48:42	Bright	42.500	102	24Alp Ser	2.6000	4250.0	85	22024	No
215	GOM_NL__2PRFIN20060517_165420_000000392047_00427_22024_0043.N1	17-MAY-2006 16:54:20	Bright	38.500	83		2.3780	11000.	77	22024	No
216	GOM_NL__2PRFIN20060517_165728_000000362047_00427_22024_0044.N1	17-MAY-2006 16:57:28	Bright	35.500	180	27Gam Boo	3.0400	8000.0	71	22024	No
217	GOM_NL__2PRFIN20060517_170603_000000402047_00427_22024_0045.N1	17-MAY-2006 17:06:03	Bright	40.000	119	14Eta Dra	2.7270	4700.0	80	22024	No
218	GOM_NL__2PRFIN20060517_170741_000000392047_00427_22024_0046.N1	17-MAY-2006 17:07:41	Bright	38.500	60	7Bet UMi	2.0810	3950.0	77	22024	No
219	GOM_NL__2PRFIN20060517_172019_000000412047_00427_22024_0047.N1	17-MAY-2006 17:20:19	Bright	41.000	76	27Gam Cas	2.3000	30000.	82	22024	No

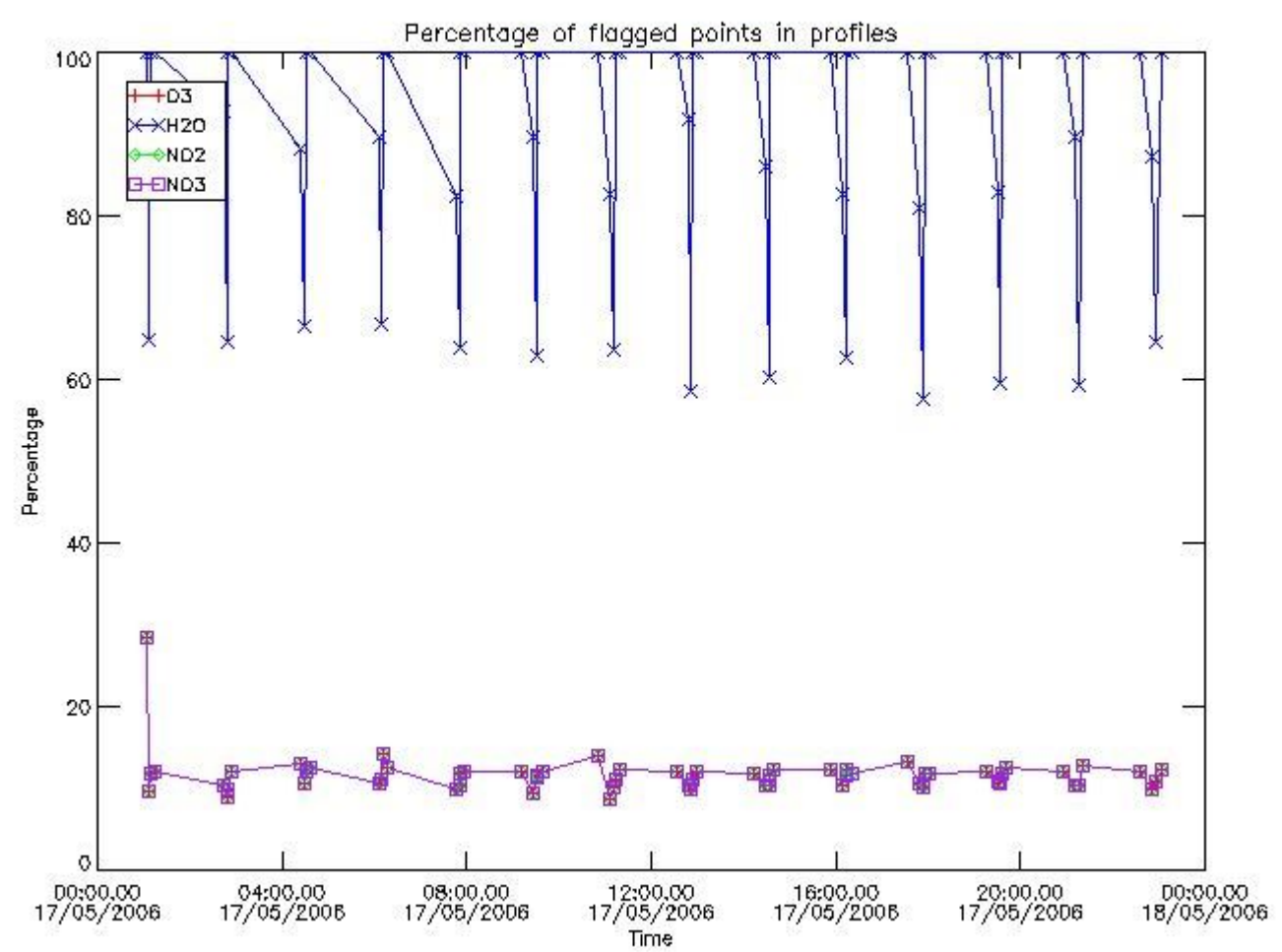
220	GOM_NL__2PRFIN20060517_172132_000000372047_00427_22024_0048.N1	17-MAY-2006 17:21:32	Bright	36.500	68	18Alp Cas	2.2250	4500.0	73	22024	No
221	GOM_NL__2PRFIN20060517_172959_000000432047_00427_22024_0049.N1	17-MAY-2006 17:29:59	Twilight_stray	43.000	58	21Alp And	2.0730	11000.	86	22024	No
222	GOM_NL__2PRFIN20060517_173411_000000432047_00427_22024_0050.N1	17-MAY-2006 17:34:11	Dark	42.500	140	88Gam Peg	2.8340	26000.	85	22024	No
223	GOM_NL__2PRFIN20060517_174939_000000482047_00427_22024_0051.N1	17-MAY-2006 17:49:39	Dark	48.000	18	24Alp PsA	1.1660	9700.0	96	22024	No
224	GOM_NL__2PRFIN20060517_175356_000000502047_00427_22024_0052.N1	17-MAY-2006 17:53:56	Dark	50.000	63	Bet Gru	2.1500	2800.0	100	22024	No
225	GOM_NL__2PRFIN20060517_175527_000000432047_00428_22025_0034.N1	17-MAY-2006 17:55:27	Dark	43.000	31	Alp Gru	1.7340	15200.	86	22025	No
226	GOM_NL__2PRFIN20060517_180059_000000432047_00428_22025_0035.N1	17-MAY-2006 18:00:59	Dark	43.000	45	Alp Pav	1.9400	26000.	86	22025	No
227	GOM_NL__2PRFIN20060517_180806_000000492047_00428_22025_0036.N1	17-MAY-2006 18:08:06	Straylight	49.000	141	Bet Ara	2.8400	4600.0	98	22025	No
228	GOM_NL__2PRFIN20060517_181043_000000542047_00428_22025_0037.N1	17-MAY-2006 18:10:43	Straylight	53.500	40	The Sco	1.8590	7100.0	107	22025	No
229	GOM_NL__2PRFIN20060517_181235_000000532047_00428_22025_0038.N1	17-MAY-2006 18:12:35	Straylight	53.000	25	35Lam Sco	1.6200	28000.	106	22025	No
230	GOM_NL__2PRFIN20060517_181754_000000572047_00428_22025_0039.N1	17-MAY-2006 18:17:54	Twilight_stray	57.000	16	21Alp Sco	1.0200	3000.0	114	22025	No
231	GOM_NL__2PRFIN20060517_181936_000000422047_00428_22025_0040.N1	17-MAY-2006 18:19:36	Bright	42.000	80	7Del Sco	2.3160	30000.	84	22025	No
232	GOM_NL__2PRFIN20060517_182215_000000372047_00428_22025_0041.N1	17-MAY-2006 18:22:15	Bright	37.000	122	9Alp2Lib	2.7470	9700.0	74	22025	No
233	GOM_NL__2PRFIN20060517_182405_000000402047_00428_22025_0042.N1	17-MAY-2006 18:24:05	Bright	39.500	104	27Bet Lib	2.6140	13100.	79	22025	No
234	GOM_NL__2PRFIN20060517_182918_000000432047_00428_22025_0043.N1	17-MAY-2006 18:29:18	Bright	42.500	102	24Alp Ser	2.6000	4250.0	85	22025	No
235	GOM_NL__2PRFIN20060517_183455_000000372047_00428_22025_0044.N1	17-MAY-2006 18:34:55	Bright	36.500	83		2.3780	11000.	73	22025	No
236	GOM_NL__2PRFIN20060517_183804_000000382047_00428_22025_0045.N1	17-MAY-2006 18:38:04	Bright	37.500	180	27Gam Boo	3.0400	8000.0	75	22025	No
237	GOM_NL__2PRFIN20060517_184638_000000412047_00428_22025_0046.N1	17-MAY-2006 18:46:38	Bright	41.000	119	14Eta Dra	2.7270	4700.0	82	22025	No
238	GOM_NL__2PRFIN20060517_184817_000000382047_00428_22025_0047.N1	17-MAY-2006 18:48:17	Bright	38.000	60	7Bet UMi	2.0810	3950.0	76	22025	No
239	GOM_NL__2PRFIN20060517_190055_000000342047_00428_22025_0048.N1	17-MAY-2006 19:00:55	Bright	33.500	76	27Gam Cas	2.3000	30000.	67	22025	No
240	GOM_NL__2PRFIN20060517_190208_000000372047_00428_22025_0049.N1	17-MAY-2006 19:02:08	Bright	36.500	68	18Alp Cas	2.2250	4500.0	73	22025	No
241	GOM_NL__2PRFIN20060517_191035_000000452047_00428_22025_0050.N1	17-MAY-2006 19:10:35	Twilight_stray	45.000	58	21Alp And	2.0730	11000.	90	22025	No
242	GOM_NL__2PRFIN20060517_191447_000000432047_00428_22025_0051.N1	17-MAY-2006 19:14:47	Dark	42.500	140	88Gam Peg	2.8340	26000.	85	22025	No
243	GOM_NL__2PRFIN20060517_193016_000000472047_00428_22025_0052.N1	17-MAY-2006 19:30:16	Dark	47.000	18	24Alp PsA	1.1660	9700.0	94	22025	No
244	GOM_NL__2PRFIN20060517_193433_000000492047_00428_22025_0053.N1	17-MAY-2006 19:34:33	Dark	48.500	63	Bet Gru	2.1500	2800.0	97	22025	No
245	GOM_NL__2PRFIN20060517_193604_000000432047_00429_22026_0055.N1	17-MAY-2006 19:36:04	Dark	43.000	31	Alp Gru	1.7340	15200.	86	22026	No
246	GOM_NL__2PRFIN20060517_194136_000000412047_00429_22026_0056.N1	17-MAY-2006 19:41:36	Dark	40.500	45	Alp Pav	1.9400	26000.	81	22026	No
247	GOM_NL__2PRFIN20060517_194843_000000452047_00429_22026_0057.N1	17-MAY-2006 19:48:43	Straylight	44.500	141	Bet Ara	2.8400	4600.0	89	22026	No
248	GOM_NL__2PRFIN20060517_195120_000000482047_00429_22026_0058.N1	17-MAY-2006 19:51:20	Straylight	47.500	40	The Sco	1.8590	7100.0	95	22026	No
249	GOM_NL__2PRFIN20060517_195311_000000512047_00429_22026_0059.N1	17-MAY-2006 19:53:11	Straylight	50.500	25	35Lam Sco	1.6200	28000.	101	22026	No
250	GOM_NL__2PRFIN20060517_195830_000000642047_00429_22026_0060.N1	17-MAY-2006 19:58:30	Twilight_stray	64.000	16	21Alp Sco	1.0200	3000.0	128	22026	No
251	GOM_NL__2PRFIN20060517_200103_000000442047_00429_22026_0061.N1	17-MAY-2006 20:01:03	Bright	44.000	97	8Bet1Sco	2.5610	30000.	88	22026	No
252	GOM_NL__2PRFIN20060517_200252_000000382047_00429_22026_0062.N1	17-MAY-2006 20:02:52	Bright	37.500	122	9Alp2Lib	2.7470	9700.0	75	22026	No
253	GOM_NL__2PRFIN20060517_200441_000000382047_00429_22026_0063.N1	17-MAY-2006 20:04:41	Bright	38.000	104	27Bet Lib	2.6140	13100.	76	22026	No
254	GOM_NL__2PRFIN20060517_200953_000000432047_00429_22026_0064.N1	17-MAY-2006 20:09:53	Bright	42.500	102	24Alp Ser	2.6000	4250.0	85	22026	No
255	GOM_NL__2PRFIN20060517_201531_000000392047_00429_22026_0065.N1	17-MAY-2006 20:15:31	Bright	39.000	83		2.3780	11000.	78	22026	No
256	GOM_NL__2PRFIN20060517_201840_000000372047_00429_22026_0066.N1	17-MAY-2006 20:18:40	Bright	37.000	180	27Gam Boo	3.0400	8000.0	74	22026	No
257	GOM_NL__2PRFIN20060517_202714_000000412047_00429_22026_0067.N1	17-MAY-2006 20:27:14	Bright	41.000	119	14Eta Dra	2.7270	4700.0	82	22026	No
258	GOM_NL__2PRFIN20060517_202853_000000392047_00429_22026_0068.N1	17-MAY-2006 20:28:53	Bright	38.500	60	7Bet UMi	2.0810	3950.0	77	22026	No
259	GOM_NL__2PRFIN20060517_204131_000000362047_00429_22026_0069.N1	17-MAY-2006 20:41:31	Bright	35.500	76	27Gam Cas	2.3000	30000.	71	22026	No
260	GOM_NL__2PRFIN20060517_204244_000000362047_00429_22026_0070.N1	17-MAY-2006 20:42:44	Bright	35.500	68	18Alp Cas	2.2250	4500.0	71	22026	No
261	GOM_NL__2PRFIN20060517_205111_000000442047_00429_22026_0071.N1	17-MAY-2006 20:51:11	Twilight_stray	43.500	58	21Alp And	2.0730	11000.	87	22026	No
262	GOM_NL__2PRFIN20060517_205524_000000422047_00429_22026_0072.N1	17-MAY-2006 20:55:24	Dark	41.500	140	88Gam Peg	2.8340	26000.	83	22026	No
263	GOM_NL__2PRFIN20060517_211053_000000492047_00429_22026_0073.N1	17-MAY-2006 21:10:53	Dark	49.000	18	24Alp PsA	1.1660	9700.0	98	22026	No
264	GOM_NL__2PRFIN20060517_211509_000000502047_00429_22026_0074.N1	17-MAY-2006 21:15:09	Dark	49.500	63	Bet Gru	2.1500	2800.0	99	22026	No
265	GOM_NL__2PRFIN20060517_212213_000000402047_00430_22027_0056.N1	17-MAY-2006 21:22:13	Dark	40.000	45	Alp Pav	1.9400	26000.	80	22027	No
266	GOM_NL__2PRFIN20060517_212919_000000412047_00430_22027_0057.N1	17-MAY-2006 21:29:19	Straylight	41.000	141	Bet Ara	2.8400	4600.0	82	22027	No
267	GOM_NL__2PRFIN20060517_213156_000000492047_00430_22027_0058.N1	17-MAY-2006 21:31:56	Straylight	49.000	40	The Sco	1.8590	7100.0	98	22027	No
268	GOM_NL__2PRFIN20060517_213348_000000532047_00430_22027_0059.N1	17-MAY-2006 21:33:48	Straylight	52.500	25	35Lam Sco	1.6200	28000.	105	22027	No
269	GOM_NL__2PRFIN20060517_213906_000000612047_00430_22027_0060.N1	17-MAY-2006 21:39:06	Twilight_stray	61.000	16	21Alp Sco	1.0200	3000.0	122	22027	No
270	GOM_NL__2PRFIN20060517_214139_000000442047_00430_22027_0061.N1	17-MAY-2006 21:41:39	Bright	43.500	97	8Bet1Sco	2.5610	30000.	87	22027	No
271	GOM_NL__2PRFIN20060517_214327_000000372047_00430_22027_0062.N1	17-MAY-2006 21:43:27	Bright	37.000	122	9Alp2Lib	2.7470	9700.0	74	22027	No
272	GOM_NL__2PRFIN20060517_214517_000000382047_00430_22027_0063.N1	17-MAY-2006 21:45:17	Bright	37.500	104	27Bet Lib	2.6140	13100.	75	22027	No
273	GOM_NL__2PRFIN20060517_215029_000000432047_00430_22027_0064.N1	17-MAY-2006 21:50:29	Bright	42.500	102	24Alp Ser	2.6000	4250.0	85	22027	No
274	GOM_NL__2PRFIN20060517_215607_000000392047_00430_22027_0065.N1	17-MAY-2006 21:56:07	Bright	38.500	83		2.3780	11000.	77	22027	No
275	GOM_NL__2PRFIN20060517_215916_000000422047_00430_22027_0066.N1	17-MAY-2006 21:59:16	Bright	41.500	180	27Gam Boo	3.0400	8000.0	83	22027	No
276	GOM_NL__2PRFIN20060517_220749_000000432047_00430_22027_0067.N1	17-MAY-2006 22:07:49	Bright	42.500	119	14Eta Dra	2.7270	4700.0	85	22027	No
277	GOM_NL__2PRFIN20060517_220929_000000342047_00430_22027_0068.N1	17-MAY-2006 22:09:29	Bright	34.000	60	7Bet UMi	2.0810	3950.0	68	22027	No
278	GOM_NL__2PRFIN20060517_222207_000000342047_00430_22027_0069.N1	17-MAY-2006 22:22:07	Bright	34.000	76	27Gam Cas	2.3000	30000.	68	22027	No

279	GOM_NL__2PRFIN20060517_222320_000000382047_00430_22027_0070.N1	17-MAY-2006 22:23:20	Bright	37.500	68	18Alp Cas	2.2250	4500.0	75	22027	No
280	GOM_NL__2PRFIN20060517_223147_000000462047_00430_22027_0071.N1	17-MAY-2006 22:31:47	Twilight	46.000	58	21Alp And	2.0730	11000.	92	22027	No
281	GOM_NL__2PRFIN20060517_223600_000000422047_00430_22027_0072.N1	17-MAY-2006 22:36:00	Dark	42.000	140	88Gam Peg	2.8340	26000.	84	22027	No
282	GOM_NL__2PRFIN20060517_225129_000000512047_00430_22027_0073.N1	17-MAY-2006 22:51:29	Dark	51.000	18	24Alp PsA	1.1660	9700.0	102	22027	No
283	GOM_NL__2PRFIN20060517_225546_000000472047_00430_22027_0074.N1	17-MAY-2006 22:55:46	Dark	47.000	63	Bet Gru	2.1500	2800.0	94	22027	No
284	GOM_NL__2PRFIN20060517_230249_000000422047_00431_22028_9959.N1	17-MAY-2006 23:02:49	Dark	41.500	45	Alp Pav	1.9400	26000.	83	22028	No
285	GOM_NL__2PRFIN20060517_230955_000000422047_00431_22028_9960.N1	17-MAY-2006 23:09:55	Straylight	42.000	141	Bet Ara	2.8400	4600.0	84	22028	No
286	GOM_NL__2PRFIN20060517_231232_000000482047_00431_22028_9961.N1	17-MAY-2006 23:12:32	Straylight	48.000	40	The Sco	1.8590	7100.0	96	22028	No
287	GOM_NL__2PRFIN20060517_231424_000000542047_00431_22028_9962.N1	17-MAY-2006 23:14:24	Straylight	54.000	25	35Lam Sco	1.6200	28000.	108	22028	No
288	GOM_NL__2PRFIN20060517_231640_000000542047_00431_22028_9963.N1	17-MAY-2006 23:16:40	Twilight	53.500	75	26Eps Sco	2.2910	4250.0	107	22028	No
289	GOM_NL__2PRFIN20060517_231942_000000552047_00431_22028_9964.N1	17-MAY-2006 23:19:42	Twilight	55.000	16	21Alp Sco	1.0200	3000.0	110	22028	No
290	GOM_NL__2PRFIN20060517_232215_000000432047_00431_22028_9965.N1	17-MAY-2006 23:22:15	Bright	42.500	97	8Bet1Sco	2.5610	30000.	85	22028	No
291	GOM_NL__2PRFIN20060517_232403_000000372047_00431_22028_9966.N1	17-MAY-2006 23:24:03	Bright	37.000	122	9Alp2Lib	2.7470	9700.0	74	22028	No
292	GOM_NL__2PRFIN20060517_232553_000000392047_00431_22028_9967.N1	17-MAY-2006 23:25:53	Bright	38.500	104	27Bet Lib	2.6140	13100.	77	22028	No
293	GOM_NL__2PRFIN20060517_233105_000000432047_00431_22028_9968.N1	17-MAY-2006 23:31:05	Bright	42.500	102	24Alp Ser	2.6000	4250.0	85	22028	No
294	GOM_NL__2PRFIN20060517_233643_000000382047_00431_22028_9969.N1	17-MAY-2006 23:36:43	Bright	38.000	83		2.3780	11000.	76	22028	No
295	GOM_NL__2PRFIN20060517_233951_000000362047_00431_22028_9970.N1	17-MAY-2006 23:39:51	Bright	35.500	180	27Gam Boo	3.0400	8000.0	71	22028	No
296	GOM_NL__2PRFIN20060517_234824_000000402047_00431_22028_9971.N1	17-MAY-2006 23:48:24	Bright	40.000	119	14Eta Dra	2.7270	4700.0	80	22028	No
297	GOM_NL__2PRFIN20060517_235004_000000372047_00431_22028_9972.N1	17-MAY-2006 23:50:04	Bright	37.000	60	7Bet UMi	2.0810	3950.0	74	22028	No

3. Quality information per product

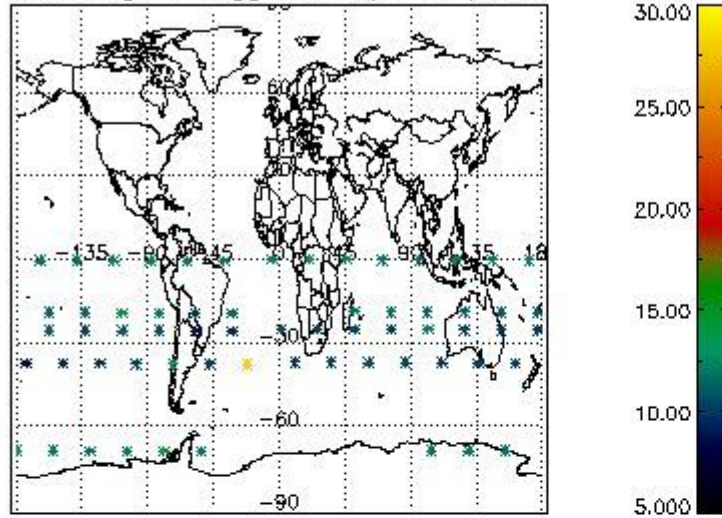
In this section it is plotted some information contained in the Quality Summary data set of the level 2 products. Only products in dark limb conditions and without errors (error flag in the MPH set to "0") are used.

3.1 Plot quality information per product (time dependant)

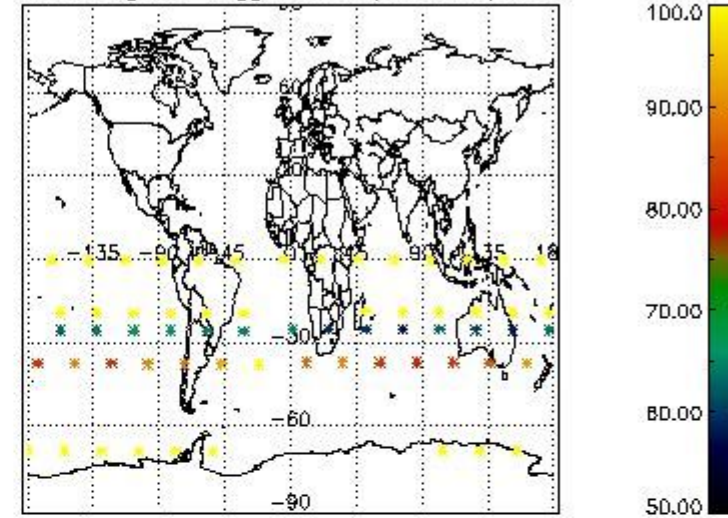


3.2 Plot quality information per product (world map)

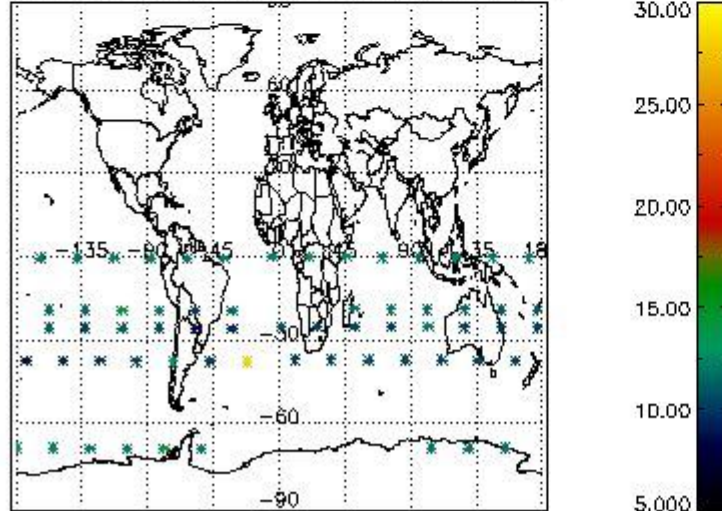
Percentage of flagged data per O3 profile



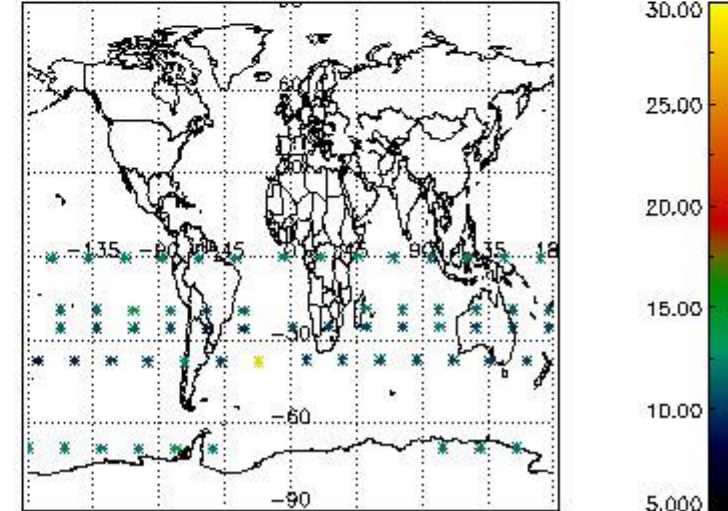
Percentage of flagged data per H2O profile



Percentage of flagged data per NO2 profile



Percentage of flagged data per NO3 profile

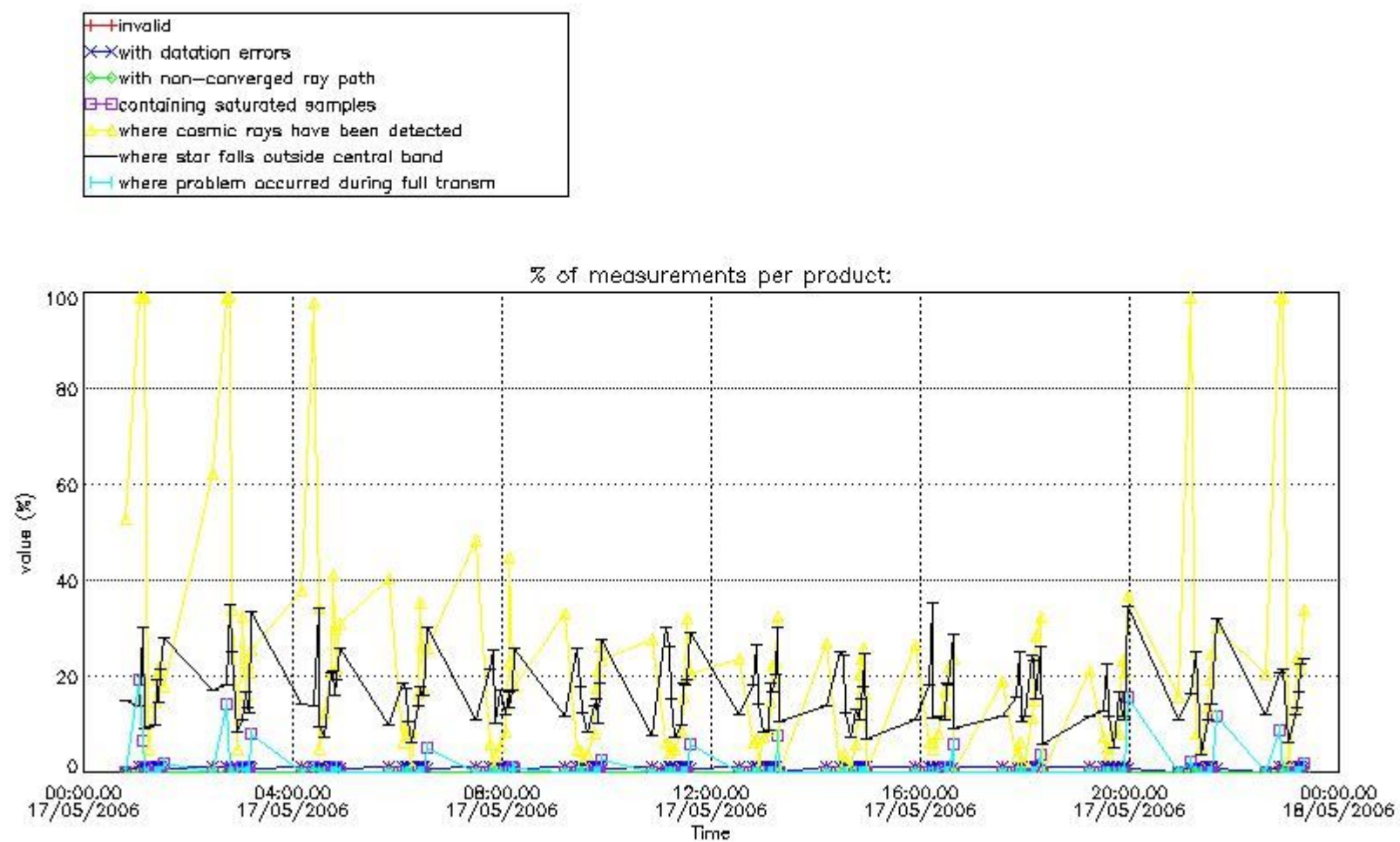


4. Level 1 quality information per product

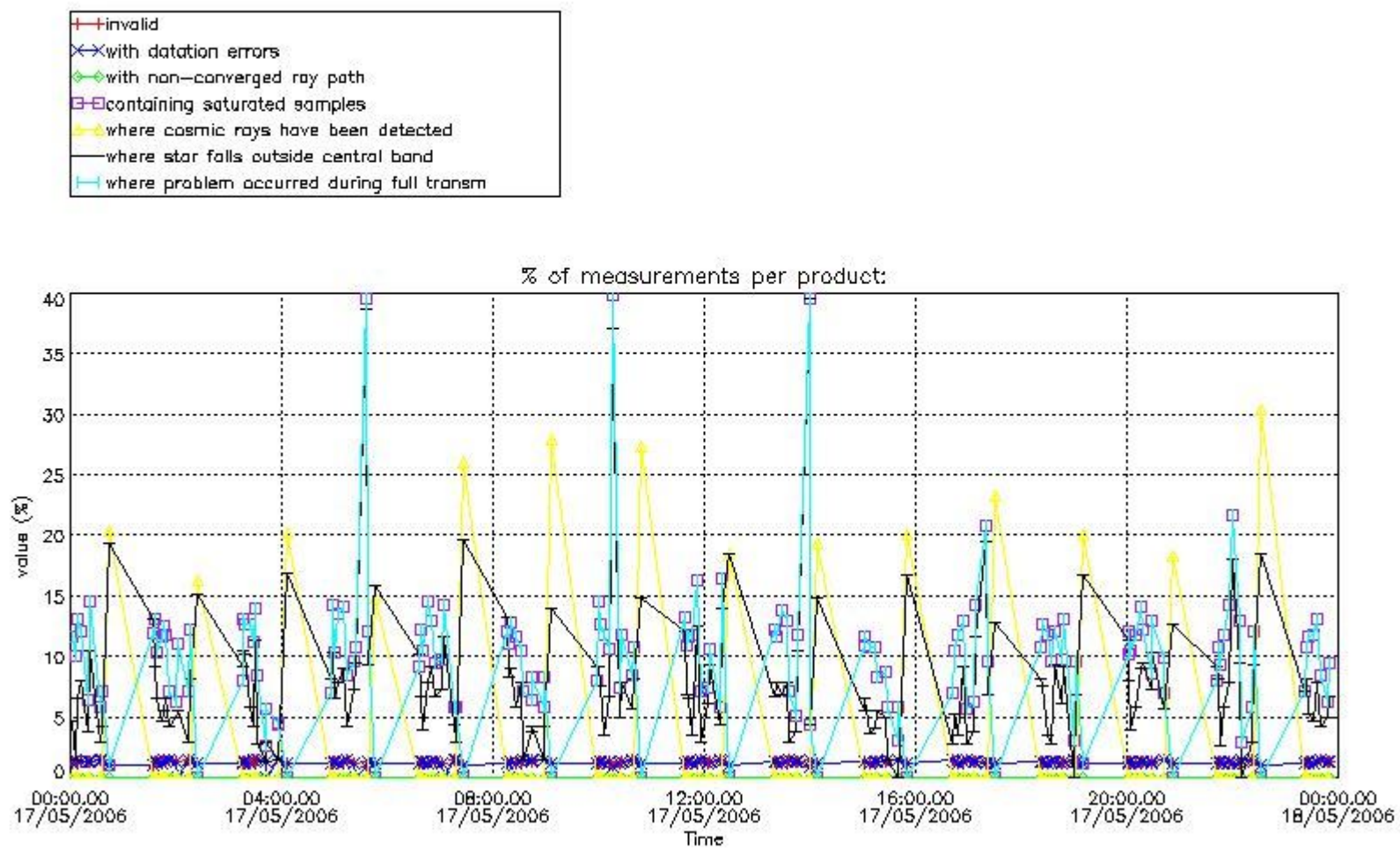
In this section it is plotted some information contained in the Quality Summary data set of the level 2 products that comes from the level 1b processing. Products without errors (error flag in the MPH set to "0") are used.

4.1 Plot quality information per product (time dependant) coming from level 1b processing

4.1.1 Plot level 1 quality information per product (time dependant): ENVISAT ASCENDING passes



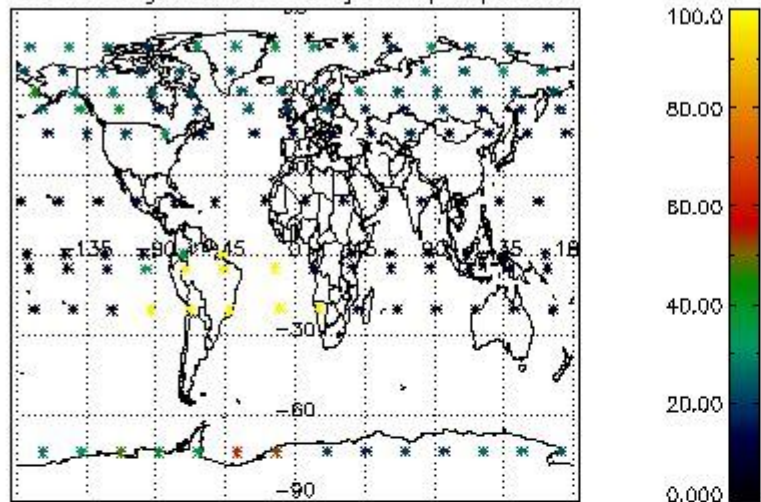
4.1.2 Plot level 1 quality information per product (time dependant): ENVI SAT DESCENDING passes



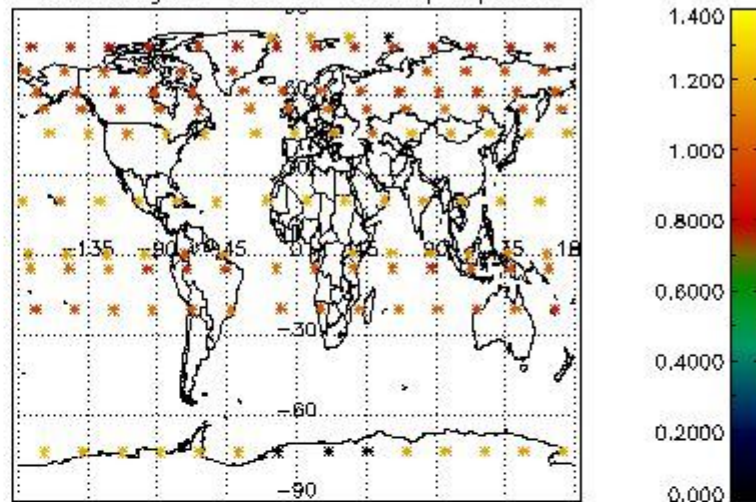
4.2 Plot quality information per product coming from level 1b processing (world map)

4.2.1 Plot level 1 quality information per product (world map): ENVISAT ASCENDING passes

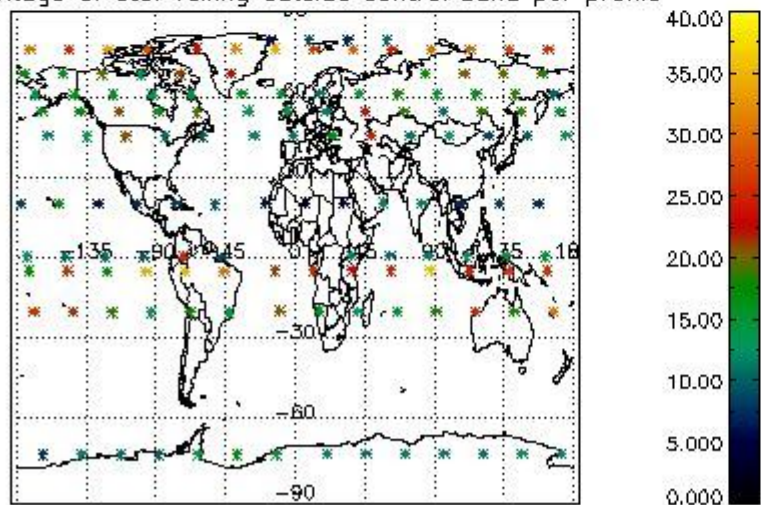
Percentage of cosmic ray hits per profile



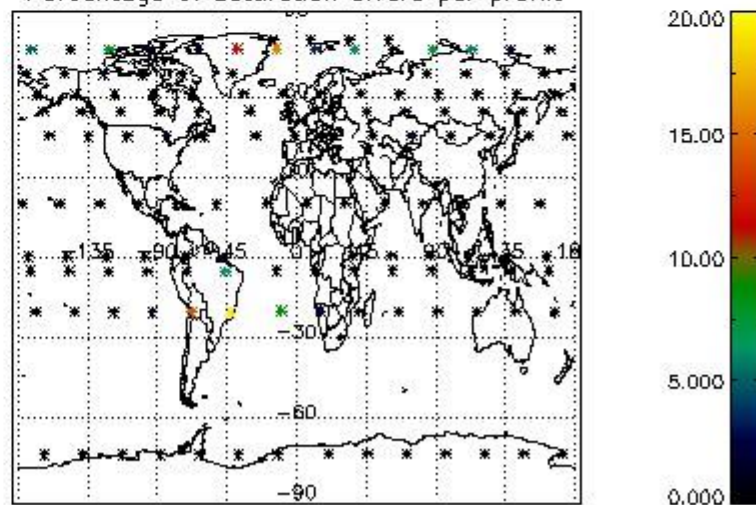
Percentage of datation errors per profile



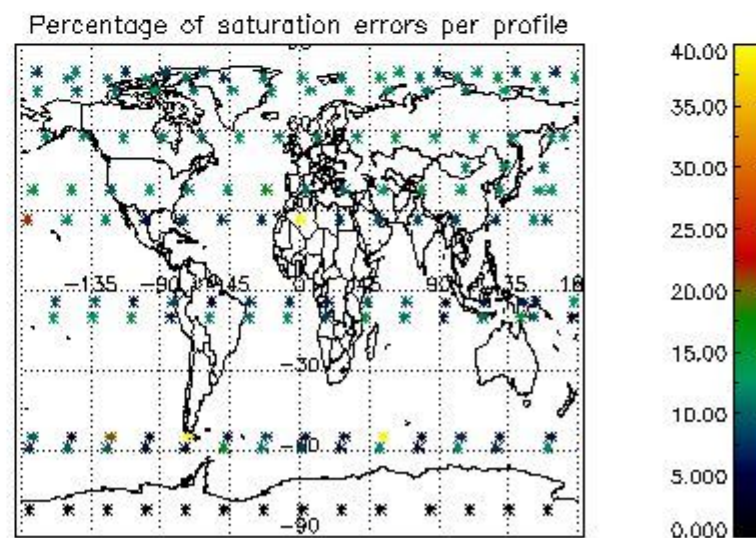
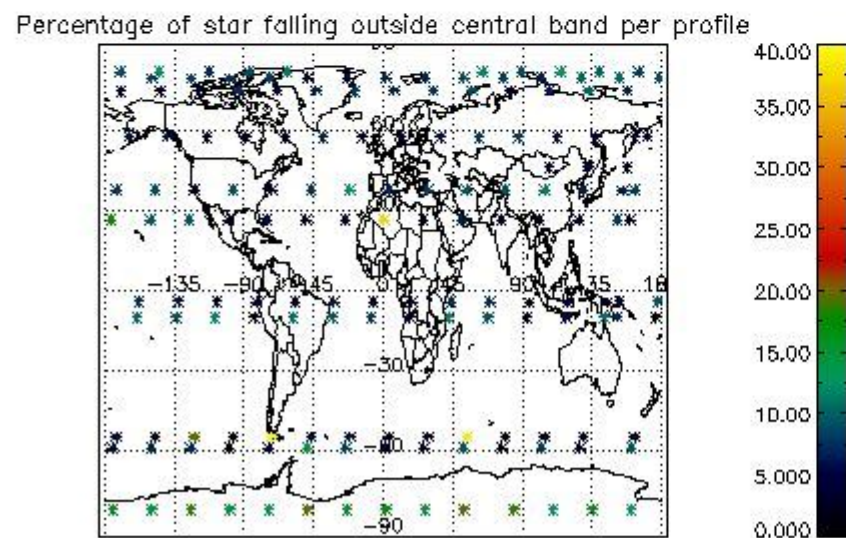
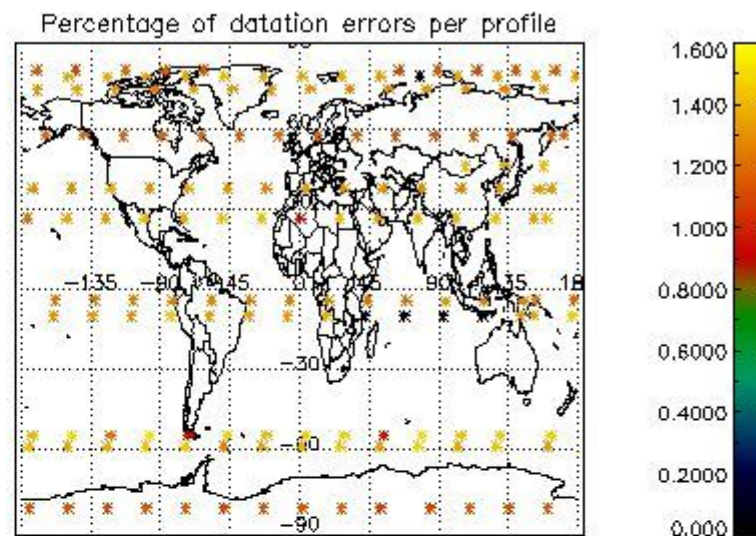
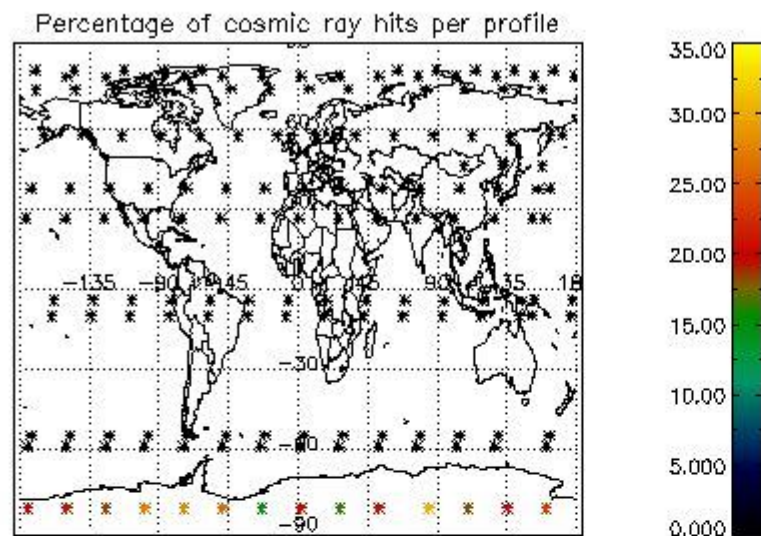
Percentage of star falling outside central band per profile



Percentage of saturation errors per profile



4.2.2 Plot level 1 quality information per product (world map): ENVISAT DESCENDING passes



5. Trace gas profiles

5.1 Ozone statistics based on quality of products

The final quality of the products can be "measured" using the STD (Standard Deviation) attached to every point profile. This information is written to the parameter GOM_NL__2P/NL_LOCAL_SPECIES_DENSITY/o3_std of the level 2 products. The table below shows the statistics for given STD ranges.

The statistics are given with respect to the overall valid production:

- Products without fatal errors: GOM_NL__2P/MPH/PRODUCT_ERR=0
- Valid point profile: GOM_NL__2P/NL_LOCAL_SPECIES_DENSITY/pcd(0)=0

The 'Criteria' is applied to valid points of dark limb products:

- Products in dark limb illumination condition: GOM_NL__2P/NL_SUMMARY_QUALITY/obs_ill_cond=0
- Products without fatal errors: GOM_NL__2P/MPH/PRODUCT_ERR=0
- Valid point profile: GOM_NL__2P/NL_LOCAL_SPECIES_DENSITY/pcd(0)=0

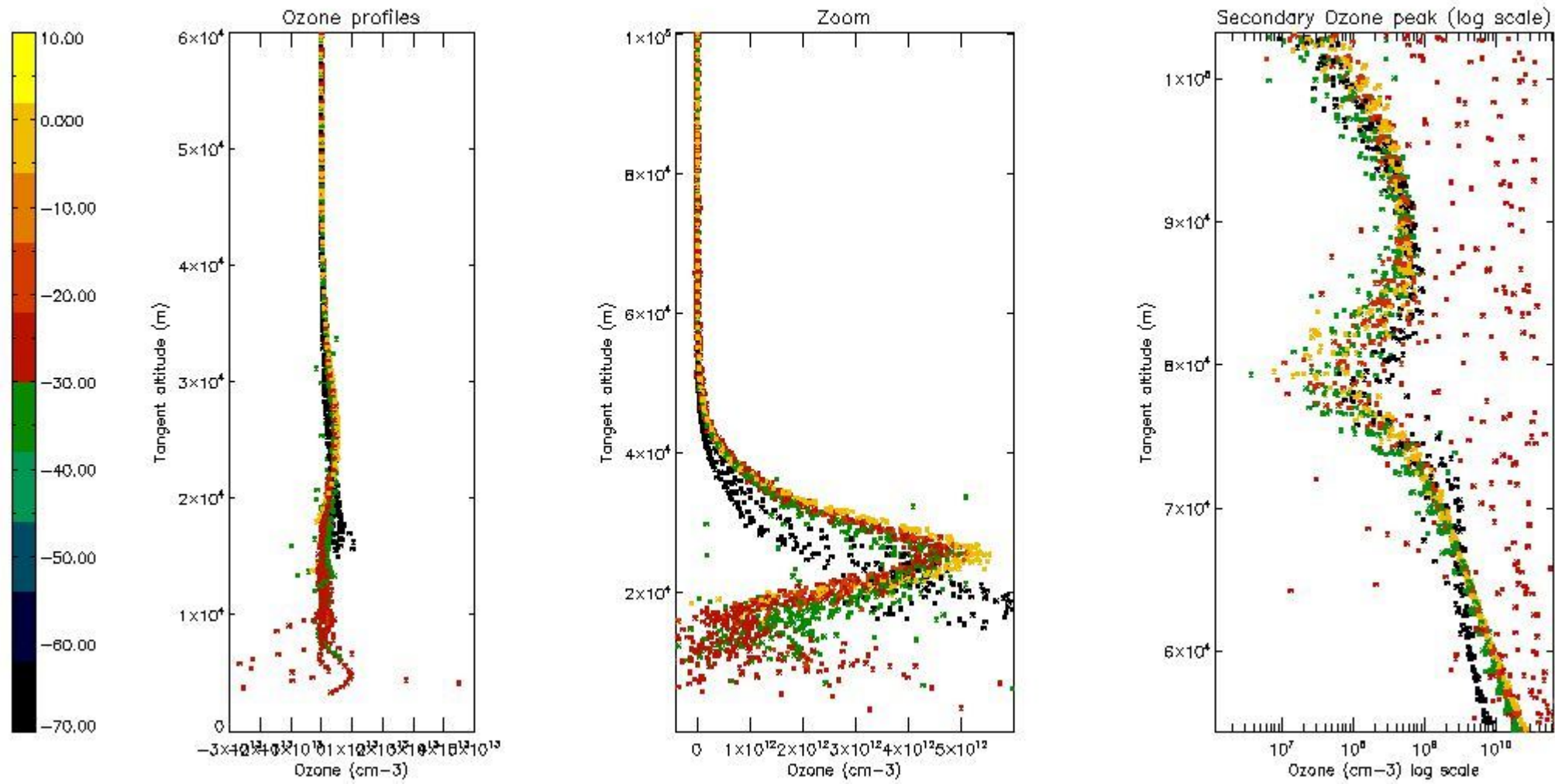
So, the table below shows the percentage of dark limb and valid observations for each criteria with respect to the overall valid daily observations.

Criteria	% of total production
All STD	23
STD < 20	14

STD < 10	11
STD < 5	8

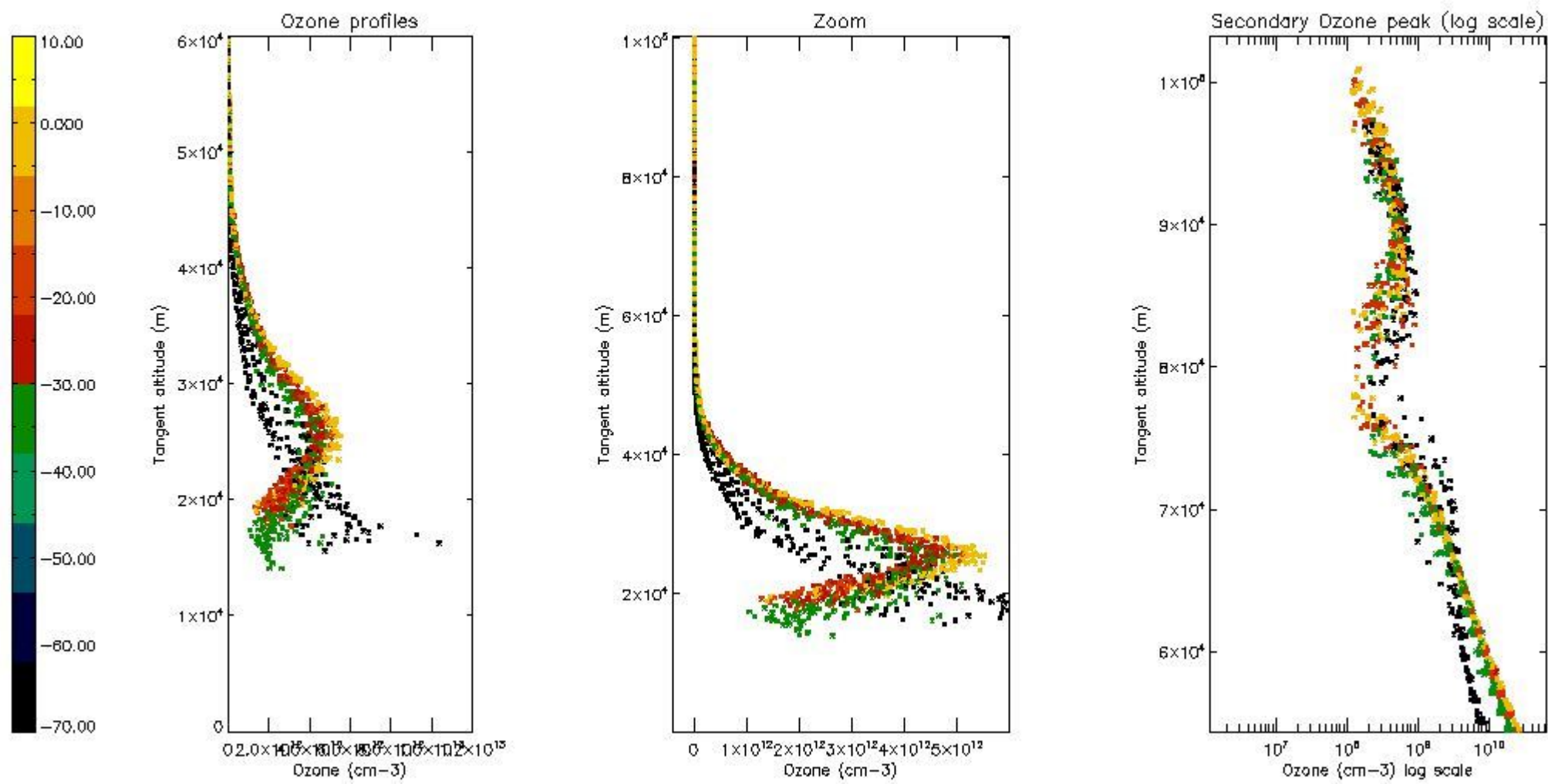
5.2 Plot ozone profiles for all STD (dark without errors)

The colorbar represents the latitude.



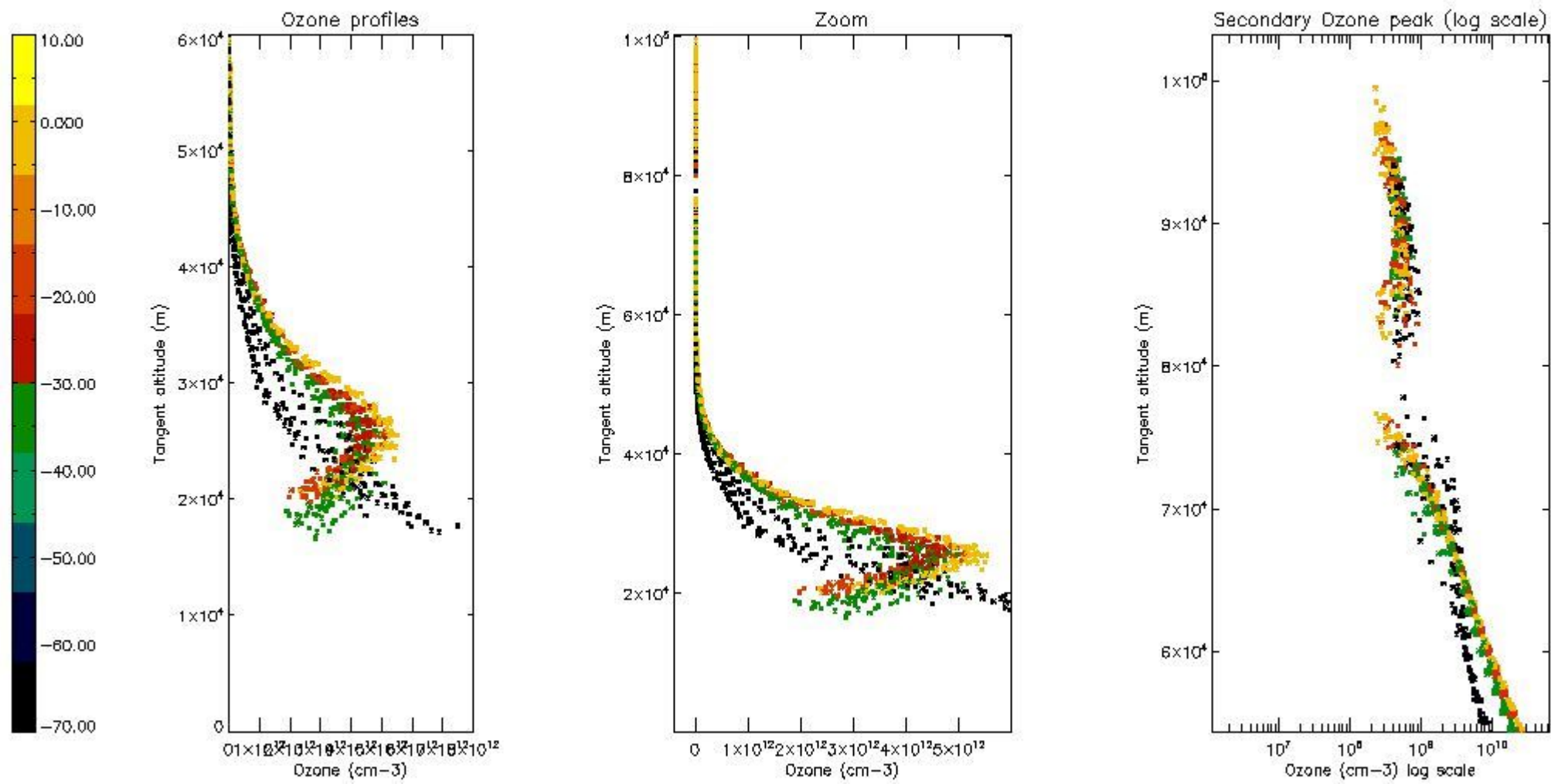
5.3 Plot ozone profiles where STD < 20% (dark without errors)

The colorbar represents the latitude.



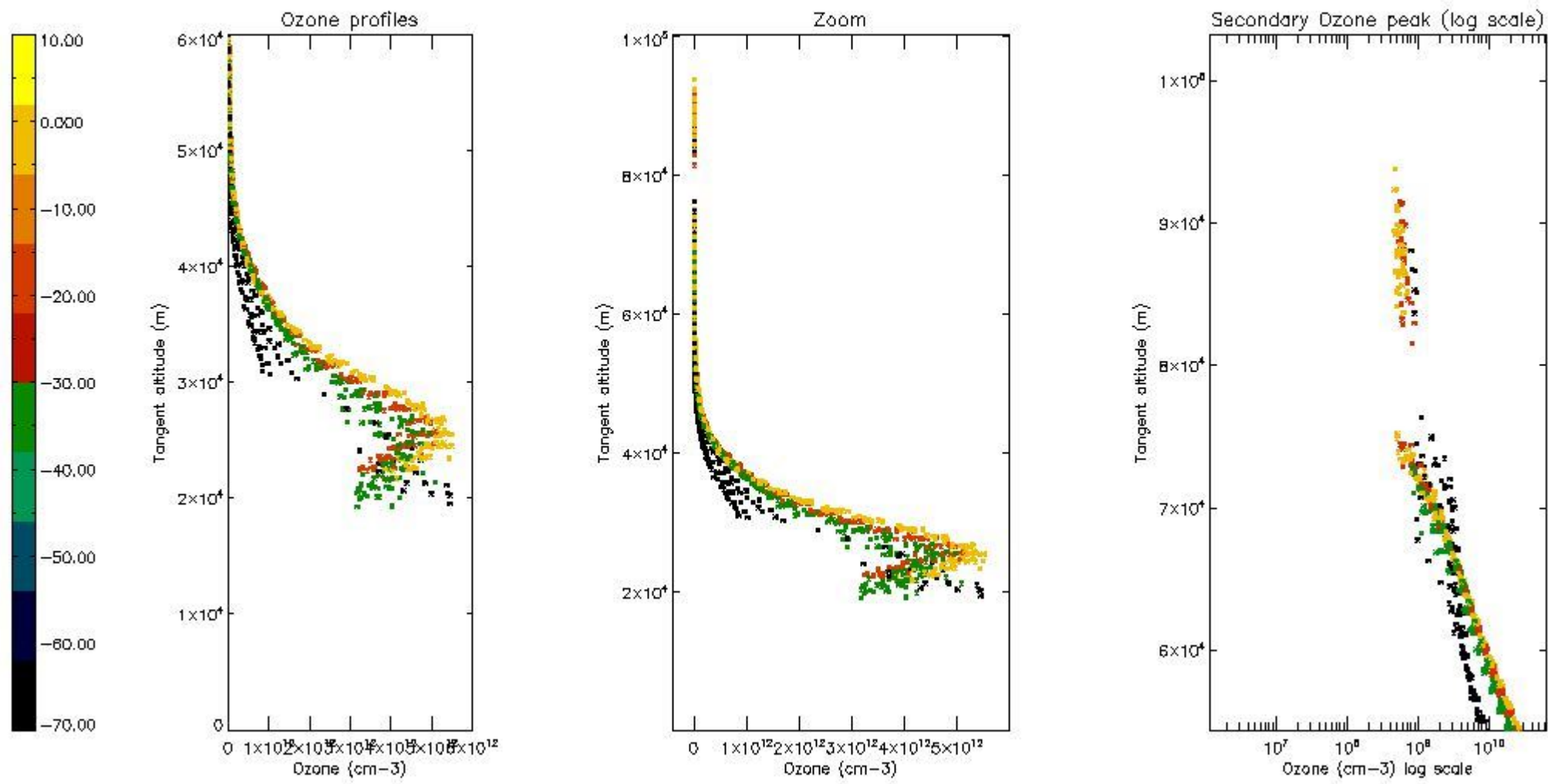
5.4 Plot ozone profiles where $STD < 10\%$ (dark without errors)

The colorbar represents the latitude.



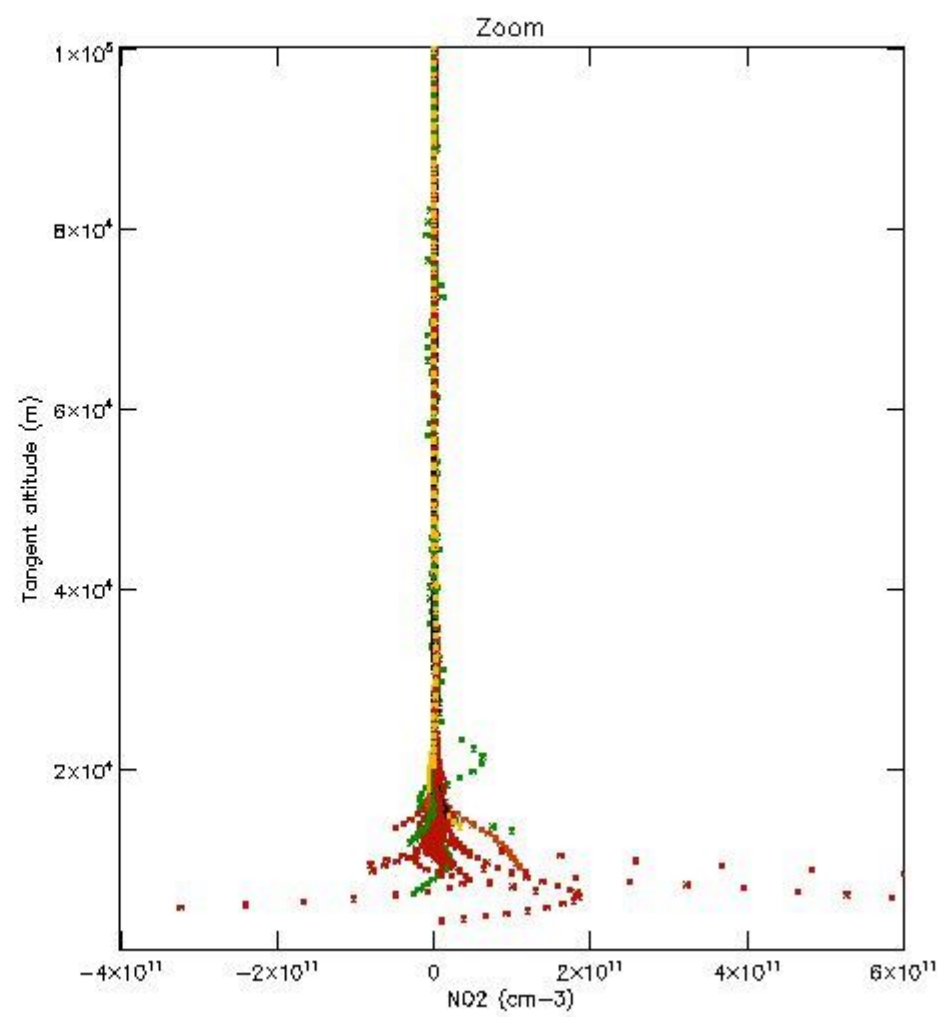
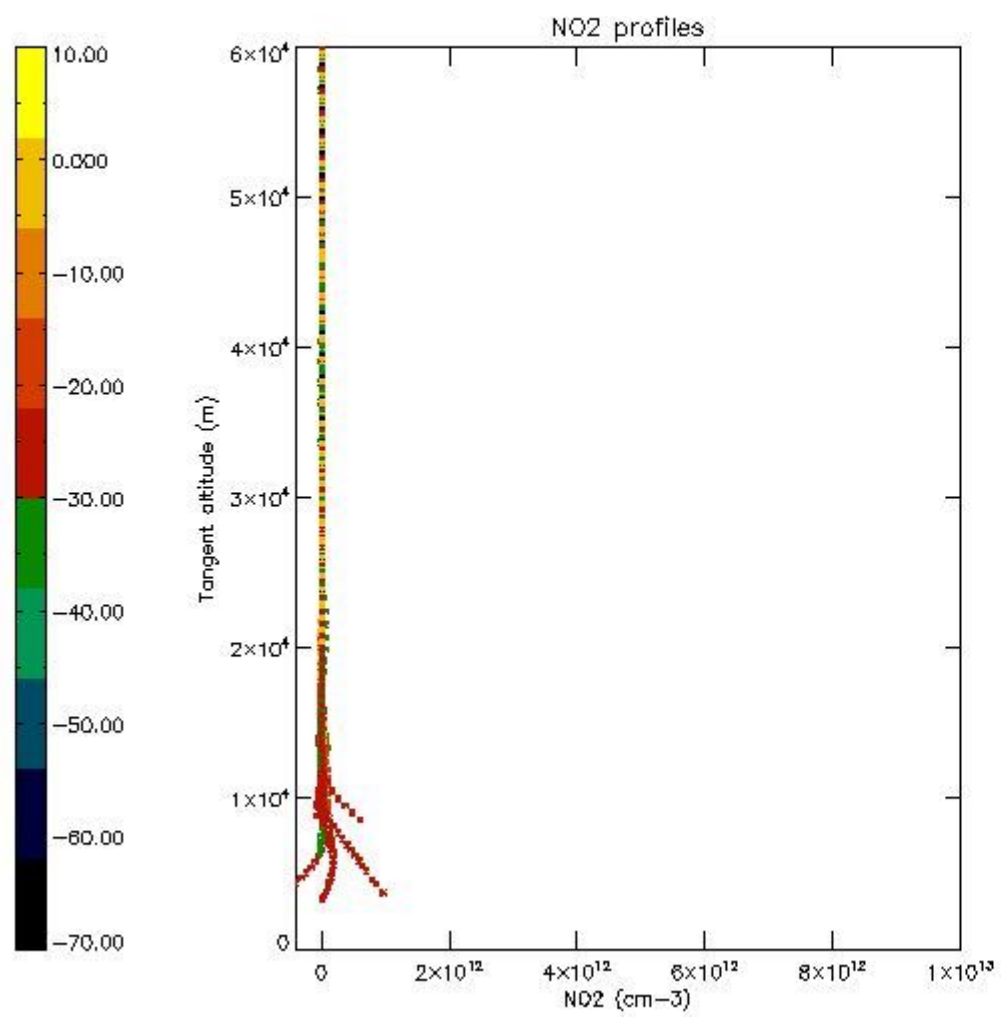
5.5 Plot ozone profiles where STD < 5% (dark without errors)

The colorbar represents the latitude.



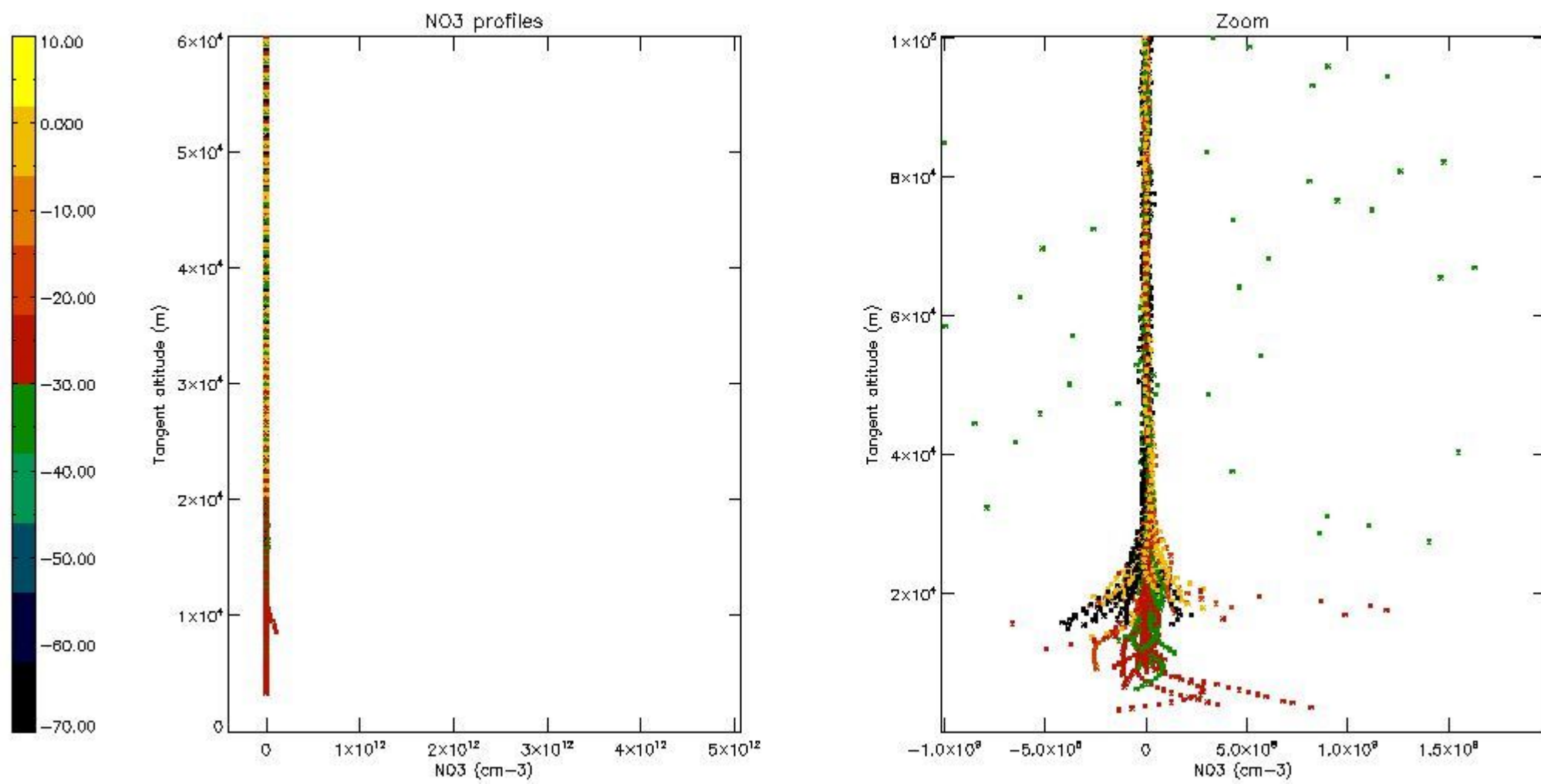
5.6 Plot NO₂ profiles for all STD (dark without errors)

The colorbar represents the latitude.



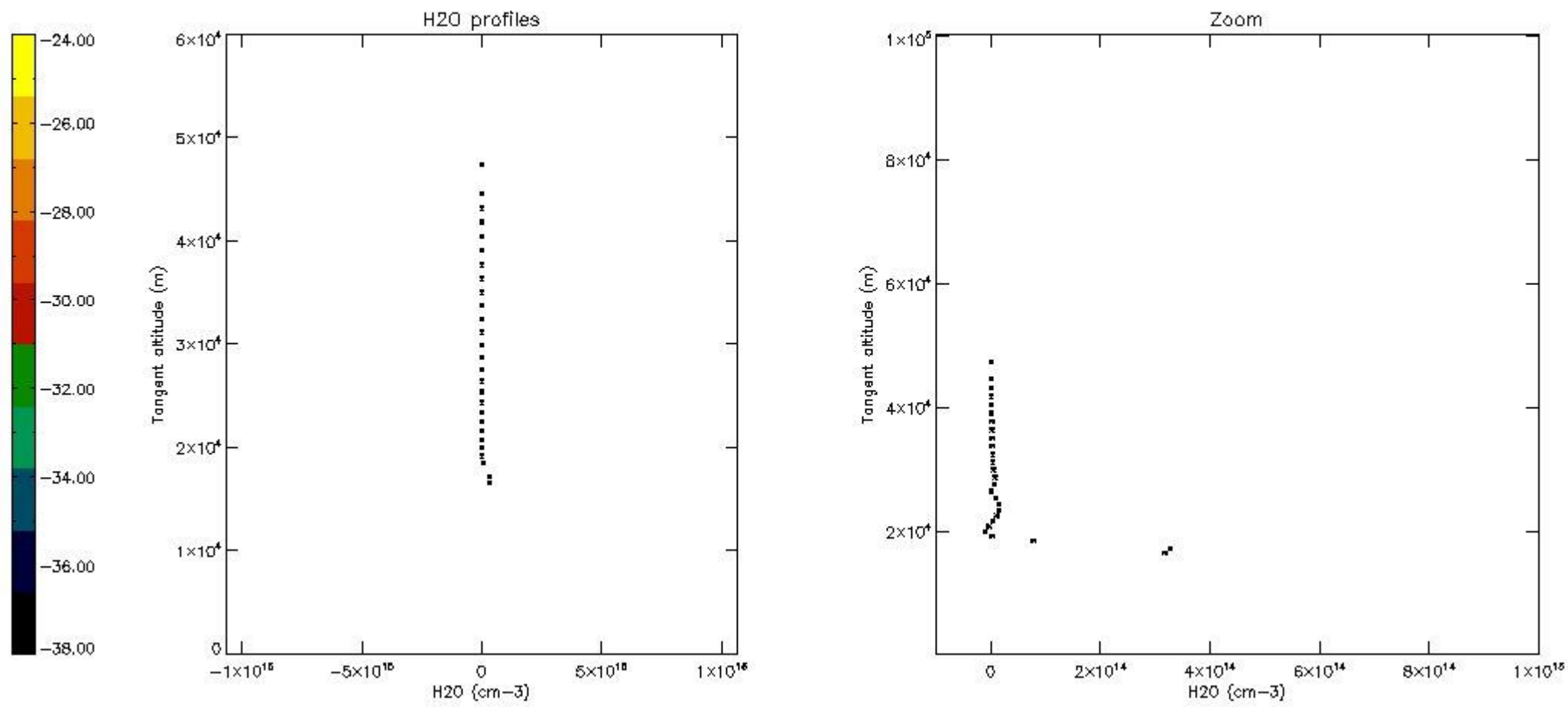
5.7 Plot NO3 profiles for all STD (dark without errors)

The colorbar represents the latitude.



5.8 Plot H2O profiles for all STD (only for occultations of stars 1,2,3,4,13,14,16,26,63 dark without errors)

The colorbar represents the latitude.



6. Auxiliary Data Files used for the production reported in section 2

The number reported in the third column indicates since which file (see list in section 2) the corresponding auxiliary file has been used. The fourth column is the date of those product files.

Type	Auxiliary Filename	Used since product	Used since product date
INST_PHYS_CHARACTERISTICS	GOM_INS_AXVIEC20091111_143220_20030716_120000_20500101_000000	1	17-MAY-2006 00:02:45
LEVEL-2_PROC_CONFIG	GOM_PR2_AXVIEC20091111_152718_20020301_000000_20500101_000000	1	17-MAY-2006 00:02:45
CROSS_SECTIONS_FILE	GOM_CRS_AXVIEC20091111_154832_20020301_000000_20500101_000000	1	17-MAY-2006 00:02:45

GOMOS Level 2 Daily Report

SUMMARY

[1. General Info](#)

[2. Summary of processed GOM_NL_2P products](#)

[3. Level 2 Quality information per product](#)

[3.1 Plot of level 2 quality information per product \(time dependant\)](#)

[3.2 Plot of level 2 quality information per product \(world map\)](#)

[4. Level 1 Quality information per product \(stored on level 2 products\)](#)

[4.1 Plot of level 1 quality information per product \(time dependant\)](#)

[4.1.1 Plot of level 1 quality information per product \(time dependant\): ASCENDING](#)

[4.1.2 Plot of level 1 quality information per product \(time dependant\): DESCENDING](#)

[4.2 Plot of level 1 quality information per product \(world map\)](#)

[4.2.1 Plot of level 1 quality information per product \(world map\): ASCENDING](#)

[4.2.2 Plot of level 1 quality information per product \(world map\): DESCENDING](#)

[5. Ozone profiles based on quality statistics and other trace gas profiles](#)

[5.1 Ozone statistics based on quality of products](#)

[5.2 Plot ozone profiles for all STD \(dark without errors\)](#)

[5.3 Plot ozone profiles where STD < 20% \(dark without errors\)](#)

[5.4. Plot ozone profiles where STD < 10% \(dark without errors\)](#)

[5.5. Plot ozone profiles where STD < 5% \(dark without errors\)](#)

[5.6 Plot NO2 profiles for all STD \(dark without errors\)](#)

[5.7 Plot NO3 profiles for all STD \(dark without errors\)](#)

[5.8 Plot H2O profiles \(only for occultations of stars 1,2,3,4,13,14,16,26,63 dark without errors\) for all STD](#)

[6. Auxiliary Data Files used for the production reported in section 2](#)

This report presents the daily analysis on parameters extracted from GOMOS level 2 data (GOM_NL__2P). It is intended to monitor some important parameters that will impact the quality of these products. A list of level 2 products (and content) that have arrived during the reporting day to the PCF is also given.

Item	Value
Time of report generation	23APR2013 21:18:16
Data source version	GOMOS/6.01
Start time of products	17-05-2006 (17MAY2006 00:00:00)
Stop time of products	18-05-2006 (18MAY2006 00:00:00)
Store outputs in DB	Yes
Nb of level 2 prods	297
Nb of prods with errors	1

2. Summary of processed GOM_NL__2P products.

Nr	Filename	UTC Start time	Limb	Duration	Star Id	Star Name	Star Mag	Star Temp	Nb Meas	Orbit	Prod. error
1	GOM_NL__2PRFIN20060517_000245_000000432047_00417_22014_9929.N1	17-MAY-2006 00:02:45	Bright	43.000	102	24Alp Ser	2.6000	4250.0	86	22014	No
2	GOM_NL__2PRFIN20060517_000556_000000352047_00417_22014_9930.N1	17-MAY-2006 00:05:56	Bright	35.000	3	16Alp Boo	-0.050000	4250.0	70	22014	No
3	GOM_NL__2PRFIN20060517_000822_000000382047_00417_22014_9931.N1	17-MAY-2006 00:08:22	Bright	38.000	83		2.3780	11000.	76	22014	No
4	GOM_NL__2PRFIN20060517_001130_000000382047_00417_22014_9932.N1	17-MAY-2006 00:11:30	Bright	37.500	180	27Gam Boo	3.0400	8000.0	75	22014	No
5	GOM_NL__2PRFIN20060517_002008_000000402047_00417_22014_9933.N1	17-MAY-2006 00:20:08	Bright	39.500	119	14Eta Dra	2.7270	4700.0	79	22014	No
6	GOM_NL__2PRFIN20060517_002143_000000382047_00417_22014_9934.N1	17-MAY-2006 00:21:43	Bright	38.000	60	7Bet UMi	2.0810	3950.0	76	22014	No
7	GOM_NL__2PRFIN20060517_003419_000000352047_00417_22014_9935.N1	17-MAY-2006 00:34:19	Bright	34.500	76	27Gam Cas	2.3000	30000.	69	22014	No
8	GOM_NL__2PRFIN20060517_003533_000000352047_00417_22014_9936.N1	17-MAY-2006 00:35:33	Bright	35.000	68	18Alp Cas	2.2250	4500.0	70	22014	No
9	GOM_NL__2PRFIN20060517_004358_000000472047_00417_22014_9937.N1	17-MAY-2006 00:43:58	Bright	46.500	58	21Alp And	2.0730	11000.	93	22014	No
10	GOM_NL__2PRFIN20060517_004809_000000442047_00417_22014_9938.N1	17-MAY-2006 00:48:09	Twilight	43.500	140	88Gam Peg	2.8340	26000.	87	22014	No
11	GOM_NL__2PRFIN20060517_010331_000000472047_00417_22014_9939.N1	17-MAY-2006 01:03:31	Dark	46.500	18	24Alp PsA	1.1660	9700.0	93	22014	No
12	GOM_NL__2PRFIN20060517_010750_000000532047_00417_22014_9940.N1	17-MAY-2006 01:07:50	Dark	53.000	63	Bet Gru	2.1500	2800.0	106	22014	No
13	GOM_NL__2PRFIN20060517_010920_000000442047_00418_22015_9921.N1	17-MAY-2006 01:09:20	Dark	43.500	31	Alp Gru	1.7340	15200.	87	22015	No
14	GOM_NL__2PRFIN20060517_011453_000000432047_00418_22015_9922.N1	17-MAY-2006 01:14:53	Dark	42.500	45	Alp Pav	1.9400	26000.	85	22015	No
15	GOM_NL__2PRFIN20060517_012202_000000422047_00418_22015_9923.N1	17-MAY-2006 01:22:02	Straylight	41.500	141	Bet Ara	2.8400	4600.0	83	22015	No
16	GOM_NL__2PRFIN20060517_012437_000000522047_00418_22015_9924.N1	17-MAY-2006 01:24:37	Straylight	52.000	40	The Sco	1.8590	7100.0	104	22015	No
17	GOM_NL__2PRFIN20060517_012629_000000522047_00418_22015_9925.N1	17-MAY-2006 01:26:29	Straylight	52.000	25	35Lam Sco	1.6200	28000.	104	22015	No
18	GOM_NL__2PRFIN20060517_012847_000000542047_00418_22015_9926.N1	17-MAY-2006 01:28:47	Twilight	53.500	75	26Eps Sco	2.2910	4250.0	107	22015	No
19	GOM_NL__2PRFIN20060517_013151_000000592047_00418_22015_9927.N1	17-MAY-2006 01:31:51	Twilight	59.000	16	21Alp Sco	1.0200	3000.0	118	22015	No
20	GOM_NL__2PRFIN20060517_013426_000000462047_00418_22015_9928.N1	17-MAY-2006 01:34:26	Bright	46.000	97	8Bet1Sco	2.5610	30000.	92	22015	No
21	GOM_NL__2PRFIN20060517_013615_000000382047_00418_22015_9929.N1	17-MAY-2006 01:36:15	Bright	38.000	122	9Alp2Lib	2.7470	9700.0	76	22015	No
22	GOM_NL__2PRFIN20060517_013805_000000392047_00418_22015_9930.N1	17-MAY-2006 01:38:05	Bright	38.500	104	27Bet Lib	2.6140	13100.	77	22015	No
23	GOM_NL__2PRFIN20060517_014321_000000432047_00418_22015_9931.N1	17-MAY-2006 01:43:21	Bright	43.000	102	24Alp Ser	2.6000	4250.0	86	22015	No
24	GOM_NL__2PRFIN20060517_014631_000000362047_00418_22015_9932.N1	17-MAY-2006 01:46:31	Bright	36.000	3	16Alp Boo	-0.050000	4250.0	72	22015	No
25	GOM_NL__2PRFIN20060517_014858_000000382047_00418_22015_9933.N1	17-MAY-2006 01:48:58	Bright	38.000	83		2.3780	11000.	76	22015	No
26	GOM_NL__2PRFIN20060517_015206_000000352047_00418_22015_9934.N1	17-MAY-2006 01:52:06	Bright	35.000	180	27Gam Boo	3.0400	8000.0	70	22015	No
27	GOM_NL__2PRFIN20060517_020043_000000402047_00418_22015_9935.N1	17-MAY-2006 02:00:43	Bright	40.000	119	14Eta Dra	2.7270	4700.0	80	22015	No
28	GOM_NL__2PRFIN20060517_020219_000000362047_00418_22015_9936.N1	17-MAY-2006 02:02:19	Bright	36.000	60	7Bet UMi	2.0810	3950.0	72	22015	No
29	GOM_NL__2PRFIN20060517_021455_000000352047_00418_22015_9937.N1	17-MAY-2006 02:14:55	Bright	35.000	76	27Gam Cas	2.3000	30000.	70	22015	No
30	GOM_NL__2PRFIN20060517_021609_000000372047_00418_22015_9938.N1	17-MAY-2006 02:16:09	Bright	37.000	68	18Alp Cas	2.2250	4500.0	74	22015	No
31	GOM_NL__2PRFIN20060517_022434_000000432047_00418_22015_9939.N1	17-MAY-2006 02:24:34	Bright	43.000	58	21Alp And	2.0730	11000.	86	22015	No
32	GOM_NL__2PRFIN20060517_022845_000000442047_00418_22015_9940.N1	17-MAY-2006 02:28:45	Twilight	43.500	140	88Gam Peg	2.8340	26000.	87	22015	No
33	GOM_NL__2PRFIN20060517_024408_000000502047_00418_22015_9941.N1	17-MAY-2006 02:44:08	Dark	49.500	18	24Alp PsA	1.1660	9700.0	99	22015	No
34	GOM_NL__2PRFIN20060517_024827_000000572047_00418_22015_9942.N1	17-MAY-2006 02:48:27	Dark	57.000	63	Bet Gru	2.1500	2800.0	114	22015	No
35	GOM_NL__2PRFIN20060517_024957_000000522047_00419_22016_0030.N1	17-MAY-2006 02:49:57	Dark	51.500	31	Alp Gru	1.7340	15200.	103	22016	No
36	GOM_NL__2PRFIN20060517_025530_000000422047_00419_22016_0031.N1	17-MAY-2006 02:55:30	Dark	42.000	45	Alp Pav	1.9400	26000.	84	22016	No
37	GOM_NL__2PRFIN20060517_030238_000000422047_00419_22016_0032.N1	17-MAY-2006 03:02:38	Straylight	41.500	141	Bet Ara	2.8400	4600.0	83	22016	No
38	GOM_NL__2PRFIN20060517_030514_000000512047_00419_22016_0033.N1	17-MAY-2006 03:05:14	Straylight	50.500	40	The Sco	1.8590	7100.0	101	22016	No
39	GOM_NL__2PRFIN20060517_030706_000000522047_00419_22016_0034.N1	17-MAY-2006 03:07:06	Straylight	52.000	25	35Lam Sco	1.6200	28000.	104	22016	No
40	GOM_NL__2PRFIN20060517_030924_000000482047_00419_22016_0035.N1	17-MAY-2006 03:09:24	Twilight	48.000	75	26Eps Sco	2.2910	4250.0	96	22016	No
41	GOM_NL__2PRFIN20060517_031228_000000632047_00419_22016_0036.N1	17-MAY-2006 03:12:28	Twilight	62.500	16	21Alp Sco	1.0200	3000.0	125	22016	No
42	GOM_NL__2PRFIN20060517_031502_000000442047_00419_22016_0037.N1	17-MAY-2006 03:15:02	Bright	43.500	97	8Bet1Sco	2.5610	30000.	87	22016	No

43	GOM_NL__2PRFIN20060517_031651_000000382047_00419_22016_0038.N1	17-MAY-2006 03:16:51	Bright	38.000	122	9Alp2Lib	2.7470	9700.0	76	22016	No
44	GOM_NL__2PRFIN20060517_031841_000000402047_00419_22016_0039.N1	17-MAY-2006 03:18:41	Bright	39.500	104	27Bet Lib	2.6140	13100.	79	22016	No
45	GOM_NL__2PRFIN20060517_032357_000000442047_00419_22016_0040.N1	17-MAY-2006 03:23:57	Bright	43.500	102	24Alp Ser	2.6000	4250.0	87	22016	No
46	GOM_NL__2PRFIN20060517_032707_000000362047_00419_22016_0041.N1	17-MAY-2006 03:27:07	Bright	35.500	3	16Alp Boo	-0.050000	4250.0	71	22016	No
47	GOM_NL__2PRFIN20060517_032933_000000402047_00419_22016_0042.N1	17-MAY-2006 03:29:33	Bright	39.500	83		2.3780	11000.	79	22016	No
48	GOM_NL__2PRFIN20060517_033242_000000362047_00419_22016_0043.N1	17-MAY-2006 03:32:42	Bright	35.500	180	27Gam Boo	3.0400	8000.0	71	22016	No
49	GOM_NL__2PRFIN20060517_034119_000000382047_00419_22016_0044.N1	17-MAY-2006 03:41:19	Bright	38.000	119	14Eta Dra	2.7270	4700.0	76	22016	No
50	GOM_NL__2PRFIN20060517_034255_000000352047_00419_22016_0045.N1	17-MAY-2006 03:42:55	Bright	35.000	60	7Bet UMi	2.0810	3950.0	70	22016	No
51	GOM_NL__2PRFIN20060517_035531_000000332047_00419_22016_0046.N1	17-MAY-2006 03:55:31	Bright	33.000	76	27Gam Cas	2.3000	30000.	66	22016	No
52	GOM_NL__2PRFIN20060517_035645_000000342047_00419_22016_0047.N1	17-MAY-2006 03:56:45	Bright	34.000	68	18Alp Cas	2.2250	4500.0	68	22016	No
53	GOM_NL__2PRFIN20060517_040510_000000452047_00419_22016_0048.N1	17-MAY-2006 04:05:10	Bright	44.500	58	21Alp And	2.0730	11000.	89	22016	No
54	GOM_NL__2PRFIN20060517_040922_000000432047_00419_22016_0049.N1	17-MAY-2006 04:09:22	Twilight	42.500	140	88Gam Peg	2.8340	26000.	85	22016	No
55	GOM_NL__2PRFIN20060517_042445_000000472047_00419_22016_0050.N1	17-MAY-2006 04:24:45	Dark	47.000	18	24Alp PsA	1.1660	9700.0	94	22016	No
56	GOM_NL__2PRFIN20060517_042903_000000572047_00419_22016_0051.N1	17-MAY-2006 04:29:03	Dark	57.000	63	Bet Gru	2.1500	2800.0	114	22016	No
57	GOM_NL__2PRFIN20060517_043034_000000422047_00420_22017_9944.N1	17-MAY-2006 04:30:34	Dark	42.000	31	Alp Gru	1.7340	15200.	84	22017	No
58	GOM_NL__2PRFIN20060517_043606_000000412047_00420_22017_9945.N1	17-MAY-2006 04:36:06	Dark	41.000	45	Alp Pav	1.9400	26000.	82	22017	No
59	GOM_NL__2PRFIN20060517_044315_000000462047_00420_22017_9946.N1	17-MAY-2006 04:43:15	Straylight	46.000	141	Bet Ara	2.8400	4600.0	92	22017	No
60	GOM_NL__2PRFIN20060517_044550_000000532047_00420_22017_9947.N1	17-MAY-2006 04:45:50	Straylight	52.500	40	The Sco	1.8590	7100.0	105	22017	No
61	GOM_NL__2PRFIN20060517_044742_000000542047_00420_22017_9948.N1	17-MAY-2006 04:47:42	Straylight	53.500	25	35Lam Sco	1.6200	28000.	107	22017	No
62	GOM_NL__2PRFIN20060517_045000_000000522047_00420_22017_9949.N1	17-MAY-2006 04:50:00	Tw_and_stray	51.500	75	26Eps Sco	2.2910	4250.0	103	22017	No
63	GOM_NL__2PRFIN20060517_045304_000000572047_00420_22017_9950.N1	17-MAY-2006 04:53:04	Tw_and_stray	56.500	16	21Alp Sco	1.0200	3000.0	113	22017	No
64	GOM_NL__2PRFIN20060517_045539_000000432047_00420_22017_9951.N1	17-MAY-2006 04:55:39	Bright	43.000	97	8Bet1Sco	2.5610	30000.	86	22017	No
65	GOM_NL__2PRFIN20060517_045727_000000392047_00420_22017_9952.N1	17-MAY-2006 04:57:27	Bright	38.500	122	9Alp2Lib	2.7470	9700.0	77	22017	No
66	GOM_NL__2PRFIN20060517_045917_000000392047_00420_22017_9953.N1	17-MAY-2006 04:59:17	Bright	38.500	104	27Bet Lib	2.6140	13100.	77	22017	No
67	GOM_NL__2PRFIN20060517_050432_000000452047_00420_22017_9954.N1	17-MAY-2006 05:04:32	Bright	44.500	102	24Alp Ser	2.6000	4250.0	89	22017	No
68	GOM_NL__2PRFIN20060517_050750_000000292047_00420_22017_9955.N1	17-MAY-2006 05:07:50	Dark	28.500	3	16Alp Boo	-0.050000	4250.0	57	22017	Yes
69	GOM_NL__2PRFIN20060517_051009_000000392047_00420_22017_9956.N1	17-MAY-2006 05:10:09	Bright	39.000	83		2.3780	11000.	78	22017	No
70	GOM_NL__2PRFIN20060517_051318_000000362047_00420_22017_9957.N1	17-MAY-2006 05:13:18	Bright	35.500	180	27Gam Boo	3.0400	8000.0	71	22017	No
71	GOM_NL__2PRFIN20060517_052154_000000422047_00420_22017_9958.N1	17-MAY-2006 05:21:54	Bright	41.500	119	14Eta Dra	2.7270	4700.0	83	22017	No
72	GOM_NL__2PRFIN20060517_052331_000000372047_00420_22017_9959.N1	17-MAY-2006 05:23:31	Bright	37.000	60	7Bet UMi	2.0810	3950.0	74	22017	No
73	GOM_NL__2PRFIN20060517_053607_000000532047_00420_22017_9960.N1	17-MAY-2006 05:36:07	Bright	53.000	76	27Gam Cas	2.3000	30000.	106	22017	No
74	GOM_NL__2PRFIN20060517_053720_000000382047_00420_22017_9961.N1	17-MAY-2006 05:37:20	Bright	37.500	68	18Alp Cas	2.2250	4500.0	75	22017	No
75	GOM_NL__2PRFIN20060517_054546_000000442047_00420_22017_9962.N1	17-MAY-2006 05:45:46	Tw_and_stray	44.000	58	21Alp And	2.0730	11000.	88	22017	No
76	GOM_NL__2PRFIN20060517_054958_000000412047_00420_22017_9963.N1	17-MAY-2006 05:49:58	Twilight	41.000	140	88Gam Peg	2.8340	26000.	82	22017	No
77	GOM_NL__2PRFIN20060517_060522_000000492047_00420_22017_9964.N1	17-MAY-2006 06:05:22	Dark	48.500	18	24Alp PsA	1.1660	9700.0	97	22017	No
78	GOM_NL__2PRFIN20060517_060940_000000462047_00420_22017_9965.N1	17-MAY-2006 06:09:40	Dark	45.500	63	Bet Gru	2.1500	2800.0	91	22017	No
79	GOM_NL__2PRFIN20060517_061110_000000432047_00421_22018_9944.N1	17-MAY-2006 06:11:10	Dark	43.000	31	Alp Gru	1.7340	15200.	86	22018	No
80	GOM_NL__2PRFIN20060517_061643_000000412047_00421_22018_9945.N1	17-MAY-2006 06:16:43	Dark	41.000	45	Alp Pav	1.9400	26000.	82	22018	No
81	GOM_NL__2PRFIN20060517_062351_000000432047_00421_22018_9946.N1	17-MAY-2006 06:23:51	Straylight	43.000	141	Bet Ara	2.8400	4600.0	86	22018	No
82	GOM_NL__2PRFIN20060517_062627_000000512047_00421_22018_9947.N1	17-MAY-2006 06:26:27	Straylight	51.000	40	The Sco	1.8590	7100.0	102	22018	No
83	GOM_NL__2PRFIN20060517_062819_000000532047_00421_22018_9948.N1	17-MAY-2006 06:28:19	Straylight	53.000	25	35Lam Sco	1.6200	28000.	106	22018	No
84	GOM_NL__2PRFIN20060517_063037_000000502047_00421_22018_9949.N1	17-MAY-2006 06:30:37	Tw_and_stray	50.000	75	26Eps Sco	2.2910	4250.0	100	22018	No
85	GOM_NL__2PRFIN20060517_063340_000000602047_00421_22018_9950.N1	17-MAY-2006 06:33:40	Tw_and_stray	60.000	16	21Alp Sco	1.0200	3000.0	120	22018	No
86	GOM_NL__2PRFIN20060517_063615_000000442047_00421_22018_9951.N1	17-MAY-2006 06:36:15	Bright	44.000	97	8Bet1Sco	2.5610	30000.	88	22018	No
87	GOM_NL__2PRFIN20060517_063803_000000372047_00421_22018_9952.N1	17-MAY-2006 06:38:03	Bright	37.000	122	9Alp2Lib	2.7470	9700.0	74	22018	No
88	GOM_NL__2PRFIN20060517_063953_000000382047_00421_22018_9953.N1	17-MAY-2006 06:39:53	Bright	38.000	104	27Bet Lib	2.6140	13100.	76	22018	No
89	GOM_NL__2PRFIN20060517_064508_000000452047_00421_22018_9954.N1	17-MAY-2006 06:45:08	Bright	44.500	102	24Alp Ser	2.6000	4250.0	89	22018	No
90	GOM_NL__2PRFIN20060517_065045_000000392047_00421_22018_9955.N1	17-MAY-2006 06:50:45	Bright	38.500	83		2.3780	11000.	77	22018	No
91	GOM_NL__2PRFIN20060517_065354_000000372047_00421_22018_9956.N1	17-MAY-2006 06:53:54	Bright	37.000	180	27Gam Boo	3.0400	8000.0	74	22018	No
92	GOM_NL__2PRFIN20060517_070230_000000412047_00421_22018_9957.N1	17-MAY-2006 07:02:30	Bright	41.000	119	14Eta Dra	2.7270	4700.0	82	22018	No
93	GOM_NL__2PRFIN20060517_070406_000000392047_00421_22018_9958.N1	17-MAY-2006 07:04:06	Bright	38.500	60	7Bet UMi	2.0810	3950.0	77	22018	No
94	GOM_NL__2PRFIN20060517_071643_000000342047_00421_22018_9959.N1	17-MAY-2006 07:16:43	Bright	34.000	76	27Gam Cas	2.3000	30000.	68	22018	No
95	GOM_NL__2PRFIN20060517_071756_000000352047_00421_22018_9960.N1	17-MAY-2006 07:17:56	Bright	34.500	68	18Alp Cas	2.2250	4500.0	69	22018	No
96	GOM_NL__2PRFIN20060517_072622_000000462047_00421_22018_9961.N1	17-MAY-2006 07:26:22	Tw_and_stray	46.000	58	21Alp And	2.0730	11000.	92	22018	No
97	GOM_NL__2PRFIN20060517_073034_000000422047_00421_22018_9962.N1	17-MAY-2006 07:30:34	Twilight	41.500	140	88Gam Peg	2.8340	26000.	83	22018	No
98	GOM_NL__2PRFIN20060517_074558_000000522047_00421_22018_9963.N1	17-MAY-2006 07:45:58	Dark	51.500	18	24Alp PsA	1.1660	9700.0	103	22018	No
99	GOM_NL__2PRFIN20060517_075017_000000492047_00421_22018_9964.N1	17-MAY-2006 07:50:17	Dark	49.000	63	Bet Gru	2.1500	2800.0	98	22018	No
100	GOM_NL__2PRFIN20060517_075147_000000442047_00422_22019_9944.N1	17-MAY-2006 07:51:47	Dark	43.500	31	Alp Gru	1.7340	15200.	87	22019	No
101	GOM_NL__2PRFIN20060517_075720_000000472047_00422_22019_9945.N1	17-MAY-2006 07:57:20	Dark	46.500	45	Alp Pav	1.9400	26000.	93	22019	No

102	GOM_NL__2PRFIN20060517_080428_000000422047_00422_22019_9946.N1	17-MAY-2006 08:04:28	Straylight	42.000	141	Bet Ara	2.8400	4600.0	84	22019	No
103	GOM_NL__2PRFIN20060517_080704_000000512047_00422_22019_9947.N1	17-MAY-2006 08:07:04	Straylight	50.500	40	The Sco	1.8590	7100.0	101	22019	No
104	GOM_NL__2PRFIN20060517_080856_000000522047_00422_22019_9948.N1	17-MAY-2006 08:08:56	Straylight	51.500	25	35Lam Sco	1.6200	28000.	103	22019	No
105	GOM_NL__2PRFIN20060517_081113_000000502047_00422_22019_9949.N1	17-MAY-2006 08:11:13	Tw_i_and_stray	50.000	75	26Eps Sco	2.2910	4250.0	100	22019	No
106	GOM_NL__2PRFIN20060517_081416_000000572047_00422_22019_9950.N1	17-MAY-2006 08:14:16	Tw_i_and_stray	56.500	16	21Alp Sco	1.0200	3000.0	113	22019	No
107	GOM_NL__2PRFIN20060517_081651_000000462047_00422_22019_9951.N1	17-MAY-2006 08:16:51	Bright	45.500	97	8Bet1Sco	2.5610	30000.	91	22019	No
108	GOM_NL__2PRFIN20060517_081839_000000362047_00422_22019_9952.N1	17-MAY-2006 08:18:39	Bright	36.000	122	9Alp2Lib	2.7470	9700.0	72	22019	No
109	GOM_NL__2PRFIN20060517_082029_000000392047_00422_22019_9953.N1	17-MAY-2006 08:20:29	Bright	39.000	104	27Bet Lib	2.6140	13100.	78	22019	No
110	GOM_NL__2PRFIN20060517_082544_000000432047_00422_22019_9954.N1	17-MAY-2006 08:25:44	Bright	43.000	102	24Alp Ser	2.6000	4250.0	86	22019	No
111	GOM_NL__2PRFIN20060517_083121_000000382047_00422_22019_9955.N1	17-MAY-2006 08:31:21	Bright	38.000	83		2.3780	11000.	76	22019	No
112	GOM_NL__2PRFIN20060517_083429_000000352047_00422_22019_9956.N1	17-MAY-2006 08:34:29	Bright	35.000	180	27Gam Boo	3.0400	8000.0	70	22019	No
113	GOM_NL__2PRFIN20060517_084305_000000402047_00422_22019_9957.N1	17-MAY-2006 08:43:05	Bright	39.500	119	14Eta Dra	2.7270	4700.0	79	22019	No
114	GOM_NL__2PRFIN20060517_084442_000000362047_00422_22019_9958.N1	17-MAY-2006 08:44:42	Bright	36.000	60	7Bet UMi	2.0810	3950.0	72	22019	No
115	GOM_NL__2PRFIN20060517_085719_000000342047_00422_22019_9959.N1	17-MAY-2006 08:57:19	Bright	34.000	76	27Gam Cas	2.3000	30000.	68	22019	No
116	GOM_NL__2PRFIN20060517_085832_000000362047_00422_22019_9960.N1	17-MAY-2006 08:58:32	Bright	36.000	68	18Alp Cas	2.2250	4500.0	72	22019	No
117	GOM_NL__2PRFIN20060517_090658_000000432047_00422_22019_9961.N1	17-MAY-2006 09:06:58	Tw_i_and_stray	43.000	58	21Alp And	2.0730	11000.	86	22019	No
118	GOM_NL__2PRFIN20060517_091110_000000432047_00422_22019_9962.N1	17-MAY-2006 09:11:10	Dark	42.500	140	88Gam Peg	2.8340	26000.	85	22019	No
119	GOM_NL__2PRFIN20060517_092635_000000542047_00422_22019_9963.N1	17-MAY-2006 09:26:35	Dark	54.000	18	24Alp PsA	1.1660	9700.0	108	22019	No
120	GOM_NL__2PRFIN20060517_093053_000000452047_00422_22019_9964.N1	17-MAY-2006 09:30:53	Dark	45.000	63	Bet Gru	2.1500	2800.0	90	22019	No
121	GOM_NL__2PRFIN20060517_093224_000000442047_00423_22020_9944.N1	17-MAY-2006 09:32:24	Dark	44.000	31	Alp Gru	1.7340	15200.	88	22020	No
122	GOM_NL__2PRFIN20060517_093756_000000422047_00423_22020_9945.N1	17-MAY-2006 09:37:56	Dark	42.000	45	Alp Pav	1.9400	26000.	84	22020	No
123	GOM_NL__2PRFIN20060517_094504_000000432047_00423_22020_9946.N1	17-MAY-2006 09:45:04	Straylight	43.000	141	Bet Ara	2.8400	4600.0	86	22020	No
124	GOM_NL__2PRFIN20060517_094740_000000492047_00423_22020_9947.N1	17-MAY-2006 09:47:40	Straylight	49.000	40	The Sco	1.8590	7100.0	98	22020	No
125	GOM_NL__2PRFIN20060517_094932_000000502047_00423_22020_9948.N1	17-MAY-2006 09:49:32	Straylight	50.000	25	35Lam Sco	1.6200	28000.	100	22020	No
126	GOM_NL__2PRFIN20060517_095149_000000522047_00423_22020_9949.N1	17-MAY-2006 09:51:49	Tw_i_and_stray	51.500	75	26Eps Sco	2.2910	4250.0	103	22020	No
127	GOM_NL__2PRFIN20060517_095453_000000582047_00423_22020_9950.N1	17-MAY-2006 09:54:53	Tw_i_and_stray	58.000	16	21Alp Sco	1.0200	3000.0	116	22020	No
128	GOM_NL__2PRFIN20060517_095727_000000442047_00423_22020_9951.N1	17-MAY-2006 09:57:27	Bright	43.500	97	8Bet1Sco	2.5610	30000.	87	22020	No
129	GOM_NL__2PRFIN20060517_095915_000000382047_00423_22020_9952.N1	17-MAY-2006 09:59:15	Bright	38.000	122	9Alp2Lib	2.7470	9700.0	76	22020	No
130	GOM_NL__2PRFIN20060517_100105_000000402047_00423_22020_9953.N1	17-MAY-2006 10:01:05	Bright	39.500	104	27Bet Lib	2.6140	13100.	79	22020	No
131	GOM_NL__2PRFIN20060517_100619_000000432047_00423_22020_9954.N1	17-MAY-2006 10:06:19	Bright	42.500	102	24Alp Ser	2.6000	4250.0	85	22020	No
132	GOM_NL__2PRFIN20060517_101157_000000382047_00423_22020_9955.N1	17-MAY-2006 10:11:57	Bright	37.500	83		2.3780	11000.	75	22020	No
133	GOM_NL__2PRFIN20060517_101505_000000542047_00423_22020_9956.N1	17-MAY-2006 10:15:05	Bright	54.000	180	27Gam Boo	3.0400	8000.0	108	22020	No
134	GOM_NL__2PRFIN20060517_102341_000000412047_00423_22020_9957.N1	17-MAY-2006 10:23:41	Bright	40.500	119	14Eta Dra	2.7270	4700.0	81	22020	No
135	GOM_NL__2PRFIN20060517_102518_000000382047_00423_22020_9958.N1	17-MAY-2006 10:25:18	Bright	38.000	60	7Bet UMi	2.0810	3950.0	76	22020	No
136	GOM_NL__2PRFIN20060517_103755_000000362047_00423_22020_9959.N1	17-MAY-2006 10:37:55	Bright	35.500	76	27Gam Cas	2.3000	30000.	71	22020	No
137	GOM_NL__2PRFIN20060517_103908_000000372047_00423_22020_9960.N1	17-MAY-2006 10:39:08	Bright	37.000	68	18Alp Cas	2.2250	4500.0	74	22020	No
138	GOM_NL__2PRFIN20060517_104735_000000442047_00423_22020_9961.N1	17-MAY-2006 10:47:35	Tw_i_and_stray	44.000	58	21Alp And	2.0730	11000.	88	22020	No
139	GOM_NL__2PRFIN20060517_105146_000000402047_00423_22020_9962.N1	17-MAY-2006 10:51:46	Dark	40.000	140	88Gam Peg	2.8340	26000.	80	22020	No
140	GOM_NL__2PRFIN20060517_110712_000000582047_00423_22020_9963.N1	17-MAY-2006 11:07:12	Dark	58.000	18	24Alp PsA	1.1660	9700.0	116	22020	No
141	GOM_NL__2PRFIN20060517_111130_000000502047_00423_22020_9964.N1	17-MAY-2006 11:11:30	Dark	50.000	63	Bet Gru	2.1500	2800.0	100	22020	No
142	GOM_NL__2PRFIN20060517_111301_000000462047_00424_22021_9945.N1	17-MAY-2006 11:13:01	Dark	46.000	31	Alp Gru	1.7340	15200.	92	22021	No
143	GOM_NL__2PRFIN20060517_111833_000000422047_00424_22021_9946.N1	17-MAY-2006 11:18:33	Dark	41.500	45	Alp Pav	1.9400	26000.	83	22021	No
144	GOM_NL__2PRFIN20060517_112541_000000412047_00424_22021_9947.N1	17-MAY-2006 11:25:41	Straylight	41.000	141	Bet Ara	2.8400	4600.0	82	22021	No
145	GOM_NL__2PRFIN20060517_112817_000000522047_00424_22021_9948.N1	17-MAY-2006 11:28:17	Straylight	51.500	40	The Sco	1.8590	7100.0	103	22021	No
146	GOM_NL__2PRFIN20060517_113008_000000552047_00424_22021_9949.N1	17-MAY-2006 11:30:08	Straylight	55.000	25	35Lam Sco	1.6200	28000.	110	22021	No
147	GOM_NL__2PRFIN20060517_113226_000000522047_00424_22021_9950.N1	17-MAY-2006 11:32:26	Tw_i_and_stray	51.500	75	26Eps Sco	2.2910	4250.0	103	22021	No
148	GOM_NL__2PRFIN20060517_113529_000000592047_00424_22021_9951.N1	17-MAY-2006 11:35:29	Tw_i_and_stray	58.500	16	21Alp Sco	1.0200	3000.0	117	22021	No
149	GOM_NL__2PRFIN20060517_113803_000000462047_00424_22021_9952.N1	17-MAY-2006 11:38:03	Bright	45.500	97	8Bet1Sco	2.5610	30000.	91	22021	No
150	GOM_NL__2PRFIN20060517_113951_000000372047_00424_22021_9953.N1	17-MAY-2006 11:39:51	Bright	36.500	122	9Alp2Lib	2.7470	9700.0	73	22021	No
151	GOM_NL__2PRFIN20060517_114141_000000392047_00424_22021_9954.N1	17-MAY-2006 11:41:41	Bright	38.500	104	27Bet Lib	2.6140	13100.	77	22021	No
152	GOM_NL__2PRFIN20060517_114655_000000432047_00424_22021_9955.N1	17-MAY-2006 11:46:55	Bright	42.500	102	24Alp Ser	2.6000	4250.0	85	22021	No
153	GOM_NL__2PRFIN20060517_115232_000000402047_00424_22021_9956.N1	17-MAY-2006 11:52:32	Bright	40.000	83		2.3780	11000.	80	22021	No
154	GOM_NL__2PRFIN20060517_115541_000000352047_00424_22021_9957.N1	17-MAY-2006 11:55:41	Bright	35.000	180	27Gam Boo	3.0400	8000.0	70	22021	No
155	GOM_NL__2PRFIN20060517_120416_000000412047_00424_22021_9958.N1	17-MAY-2006 12:04:16	Bright	40.500	119	14Eta Dra	2.7270	4700.0	81	22021	No
156	GOM_NL__2PRFIN20060517_120554_000000382047_00424_22021_9959.N1	17-MAY-2006 12:05:54	Bright	37.500	60	7Bet UMi	2.0810	3950.0	75	22021	No
157	GOM_NL__2PRFIN20060517_121831_000000342047_00424_22021_9960.N1	17-MAY-2006 12:18:31	Bright	34.000	76	27Gam Cas	2.3000	30000.	68	22021	No
158	GOM_NL__2PRFIN20060517_121944_000000402047_00424_22021_9961.N1	17-MAY-2006 12:19:44	Bright	39.500	68	18Alp Cas	2.2250	4500.0	79	22021	No
159	GOM_NL__2PRFIN20060517_122810_000000462047_00424_22021_9962.N1	17-MAY-2006 12:28:10	Tw_i_and_stray	46.000	58	21Alp And	2.0730	11000.	92	22021	No
160	GOM_NL__2PRFIN20060517_123222_000000422047_00424_22021_9963.N1	17-MAY-2006 12:32:22	Dark	42.000	140	88Gam Peg	2.8340	26000.	84	22021	No

161	GOM_NL__2PRFIN20060517_124749_000000502047_00424_22021_9964.N1	17-MAY-2006 12:47:49	Dark	49.500	18	24Alp PsA	1.1660	9700.0	99	22021	No
162	GOM_NL__2PRFIN20060517_125206_000000512047_00424_22021_9965.N1	17-MAY-2006 12:52:06	Dark	51.000	63	Bet Gru	2.1500	2800.0	102	22021	No
163	GOM_NL__2PRFIN20060517_125337_000000462047_00425_22022_0031.N1	17-MAY-2006 12:53:37	Dark	45.500	31	Alp Gru	1.7340	15200.	91	22022	No
164	GOM_NL__2PRFIN20060517_125909_000000422047_00425_22022_0032.N1	17-MAY-2006 12:59:09	Dark	42.000	45	Alp Pav	1.9400	26000.	84	22022	No
165	GOM_NL__2PRFIN20060517_130617_000000412047_00425_22022_0033.N1	17-MAY-2006 13:06:17	Straylight	40.500	141	Bet Ara	2.8400	4600.0	81	22022	No
166	GOM_NL__2PRFIN20060517_130853_000000522047_00425_22022_0034.N1	17-MAY-2006 13:08:53	Straylight	51.500	40	The Sco	1.8590	7100.0	103	22022	No
167	GOM_NL__2PRFIN20060517_131045_000000542047_00425_22022_0035.N1	17-MAY-2006 13:10:45	Straylight	54.000	25	35Lam Sco	1.6200	28000.	108	22022	No
168	GOM_NL__2PRFIN20060517_131302_000000522047_00425_22022_0036.N1	17-MAY-2006 13:13:02	Tw_i_and_stray	52.000	75	26Eps Sco	2.2910	4250.0	104	22022	No
169	GOM_NL__2PRFIN20060517_131605_000000602047_00425_22022_0037.N1	17-MAY-2006 13:16:05	Tw_i_and_stray	60.000	16	21Alp Sco	1.0200	3000.0	120	22022	No
170	GOM_NL__2PRFIN20060517_131747_000000432047_00425_22022_0038.N1	17-MAY-2006 13:17:47	Bright	43.000	80	7Del Sco	2.3160	30000.	86	22022	No
171	GOM_NL__2PRFIN20060517_132027_000000372047_00425_22022_0039.N1	17-MAY-2006 13:20:27	Bright	37.000	122	9Alp2Lib	2.7470	9700.0	74	22022	No
172	GOM_NL__2PRFIN20060517_132217_000000392047_00425_22022_0040.N1	17-MAY-2006 13:22:17	Bright	38.500	104	27Bet Lib	2.6140	13100.	77	22022	No
173	GOM_NL__2PRFIN20060517_132731_000000442047_00425_22022_0041.N1	17-MAY-2006 13:27:31	Bright	43.500	102	24Alp Ser	2.6000	4250.0	87	22022	No
174	GOM_NL__2PRFIN20060517_133308_000000392047_00425_22022_0042.N1	17-MAY-2006 13:33:08	Bright	38.500	83		2.3780	11000.	77	22022	No
175	GOM_NL__2PRFIN20060517_133617_000000352047_00425_22022_0043.N1	17-MAY-2006 13:36:17	Bright	35.000	180	27Gam Boo	3.0400	8000.0	70	22022	No
176	GOM_NL__2PRFIN20060517_134452_000000402047_00425_22022_0044.N1	17-MAY-2006 13:44:52	Bright	39.500	119	14Eta Dra	2.7270	4700.0	79	22022	No
177	GOM_NL__2PRFIN20060517_134629_000000382047_00425_22022_0045.N1	17-MAY-2006 13:46:29	Bright	38.000	60	7Bet UMi	2.0810	3950.0	76	22022	No
178	GOM_NL__2PRFIN20060517_135907_000000532047_00425_22022_0046.N1	17-MAY-2006 13:59:07	Bright	53.000	76	27Gam Cas	2.3000	30000.	106	22022	No
179	GOM_NL__2PRFIN20060517_140020_000000352047_00425_22022_0047.N1	17-MAY-2006 14:00:20	Bright	34.500	68	18Alp Cas	2.2250	4500.0	69	22022	No
180	GOM_NL__2PRFIN20060517_140847_000000442047_00425_22022_0048.N1	17-MAY-2006 14:08:47	Tw_i_and_stray	44.000	58	21Alp And	2.0730	11000.	88	22022	No
181	GOM_NL__2PRFIN20060517_141259_000000432047_00425_22022_0049.N1	17-MAY-2006 14:12:59	Dark	43.000	140	88Gam Peg	2.8340	26000.	86	22022	No
182	GOM_NL__2PRFIN20060517_142825_000000542047_00425_22022_0050.N1	17-MAY-2006 14:28:25	Dark	54.000	18	24Alp PsA	1.1660	9700.0	108	22022	No
183	GOM_NL__2PRFIN20060517_143243_000000502047_00425_22022_0051.N1	17-MAY-2006 14:32:43	Dark	49.500	63	Bet Gru	2.1500	2800.0	99	22022	No
184	GOM_NL__2PRFIN20060517_143414_000000452047_00426_22023_0032.N1	17-MAY-2006 14:34:14	Dark	44.500	31	Alp Gru	1.7340	15200.	89	22023	No
185	GOM_NL__2PRFIN20060517_143946_000000422047_00426_22023_0033.N1	17-MAY-2006 14:39:46	Dark	41.500	45	Alp Pav	1.9400	26000.	83	22023	No
186	GOM_NL__2PRFIN20060517_144653_000000432047_00426_22023_0034.N1	17-MAY-2006 14:46:53	Straylight	42.500	141	Bet Ara	2.8400	4600.0	85	22023	No
187	GOM_NL__2PRFIN20060517_144930_000000472047_00426_22023_0035.N1	17-MAY-2006 14:49:30	Straylight	46.500	40	The Sco	1.8590	7100.0	93	22023	No
188	GOM_NL__2PRFIN20060517_145122_000000532047_00426_22023_0036.N1	17-MAY-2006 14:51:22	Straylight	52.500	25	35Lam Sco	1.6200	28000.	105	22023	No
189	GOM_NL__2PRFIN20060517_145338_000000512047_00426_22023_0037.N1	17-MAY-2006 14:53:38	Tw_i_and_stray	50.500	75	26Eps Sco	2.2910	4250.0	101	22023	No
190	GOM_NL__2PRFIN20060517_145641_000000552047_00426_22023_0038.N1	17-MAY-2006 14:56:41	Tw_i_and_stray	55.000	16	21Alp Sco	1.0200	3000.0	110	22023	No
191	GOM_NL__2PRFIN20060517_145823_000000432047_00426_22023_0039.N1	17-MAY-2006 14:58:23	Bright	42.500	80	7Del Sco	2.3160	30000.	85	22023	No
192	GOM_NL__2PRFIN20060517_150103_000000372047_00426_22023_0040.N1	17-MAY-2006 15:01:03	Bright	36.500	122	9Alp2Lib	2.7470	9700.0	73	22023	No
193	GOM_NL__2PRFIN20060517_150253_000000392047_00426_22023_0041.N1	17-MAY-2006 15:02:53	Bright	38.500	104	27Bet Lib	2.6140	13100.	77	22023	No
194	GOM_NL__2PRFIN20060517_150806_000000422047_00426_22023_0042.N1	17-MAY-2006 15:08:06	Bright	42.000	102	24Alp Ser	2.6000	4250.0	84	22023	No
195	GOM_NL__2PRFIN20060517_151344_000000372047_00426_22023_0043.N1	17-MAY-2006 15:13:44	Bright	37.000	83		2.3780	11000.	74	22023	No
196	GOM_NL__2PRFIN20060517_151652_000000372047_00426_22023_0044.N1	17-MAY-2006 15:16:52	Bright	36.500	180	27Gam Boo	3.0400	8000.0	73	22023	No
197	GOM_NL__2PRFIN20060517_152527_000000402047_00426_22023_0045.N1	17-MAY-2006 15:25:27	Bright	40.000	119	14Eta Dra	2.7270	4700.0	80	22023	No
198	GOM_NL__2PRFIN20060517_152705_000000352047_00426_22023_0046.N1	17-MAY-2006 15:27:05	Bright	34.500	60	7Bet UMi	2.0810	3950.0	69	22023	No
199	GOM_NL__2PRFIN20060517_153943_000000332047_00426_22023_0047.N1	17-MAY-2006 15:39:43	Bright	33.000	76	27Gam Cas	2.3000	30000.	66	22023	No
200	GOM_NL__2PRFIN20060517_154056_000000352047_00426_22023_0048.N1	17-MAY-2006 15:40:56	Bright	34.500	68	18Alp Cas	2.2250	4500.0	69	22023	No
201	GOM_NL__2PRFIN20060517_154923_000000452047_00426_22023_0049.N1	17-MAY-2006 15:49:23	Tw_i_and_stray	45.000	58	21Alp And	2.0730	11000.	90	22023	No
202	GOM_NL__2PRFIN20060517_155335_000000422047_00426_22023_0050.N1	17-MAY-2006 15:53:35	Dark	41.500	140	88Gam Peg	2.8340	26000.	83	22023	No
203	GOM_NL__2PRFIN20060517_160902_000000502047_00426_22023_0051.N1	17-MAY-2006 16:09:02	Dark	49.500	18	24Alp PsA	1.1660	9700.0	99	22023	No
204	GOM_NL__2PRFIN20060517_161319_000000582047_00426_22023_0052.N1	17-MAY-2006 16:13:19	Dark	58.000	63	Bet Gru	2.1500	2800.0	116	22023	No
205	GOM_NL__2PRFIN20060517_161451_000000442047_00427_22024_0033.N1	17-MAY-2006 16:14:51	Dark	44.000	31	Alp Gru	1.7340	15200.	88	22024	No
206	GOM_NL__2PRFIN20060517_162023_000000442047_00427_22024_0034.N1	17-MAY-2006 16:20:23	Dark	43.500	45	Alp Pav	1.9400	26000.	87	22024	No
207	GOM_NL__2PRFIN20060517_162730_000000412047_00427_22024_0035.N1	17-MAY-2006 16:27:30	Straylight	41.000	141	Bet Ara	2.8400	4600.0	82	22024	No
208	GOM_NL__2PRFIN20060517_163006_000000522047_00427_22024_0036.N1	17-MAY-2006 16:30:06	Straylight	51.500	40	The Sco	1.8590	7100.0	103	22024	No
209	GOM_NL__2PRFIN20060517_163158_000000552047_00427_22024_0037.N1	17-MAY-2006 16:31:58	Straylight	55.000	25	35Lam Sco	1.6200	28000.	110	22024	No
210	GOM_NL__2PRFIN20060517_163718_000000592047_00427_22024_0038.N1	17-MAY-2006 16:37:18	Tw_i_and_stray	59.000	16	21Alp Sco	1.0200	3000.0	118	22024	No
211	GOM_NL__2PRFIN20060517_163859_000000442047_00427_22024_0039.N1	17-MAY-2006 16:38:59	Bright	43.500	80	7Del Sco	2.3160	30000.	87	22024	No
212	GOM_NL__2PRFIN20060517_164139_000000362047_00427_22024_0040.N1	17-MAY-2006 16:41:39	Bright	35.500	122	9Alp2Lib	2.7470	9700.0	71	22024	No
213	GOM_NL__2PRFIN20060517_164329_000000382047_00427_22024_0041.N1	17-MAY-2006 16:43:29	Bright	38.000	104	27Bet Lib	2.6140	13100.	76	22024	No
214	GOM_NL__2PRFIN20060517_164842_000000432047_00427_22024_0042.N1	17-MAY-2006 16:48:42	Bright	42.500	102	24Alp Ser	2.6000	4250.0	85	22024	No
215	GOM_NL__2PRFIN20060517_165420_000000392047_00427_22024_0043.N1	17-MAY-2006 16:54:20	Bright	38.500	83		2.3780	11000.	77	22024	No
216	GOM_NL__2PRFIN20060517_165728_000000362047_00427_22024_0044.N1	17-MAY-2006 16:57:28	Bright	35.500	180	27Gam Boo	3.0400	8000.0	71	22024	No
217	GOM_NL__2PRFIN20060517_170603_000000402047_00427_22024_0045.N1	17-MAY-2006 17:06:03	Bright	40.000	119	14Eta Dra	2.7270	4700.0	80	22024	No
218	GOM_NL__2PRFIN20060517_170741_000000392047_00427_22024_0046.N1	17-MAY-2006 17:07:41	Bright	38.500	60	7Bet UMi	2.0810	3950.0	77	22024	No
219	GOM_NL__2PRFIN20060517_172019_000000412047_00427_22024_0047.N1	17-MAY-2006 17:20:19	Bright	41.000	76	27Gam Cas	2.3000	30000.	82	22024	No

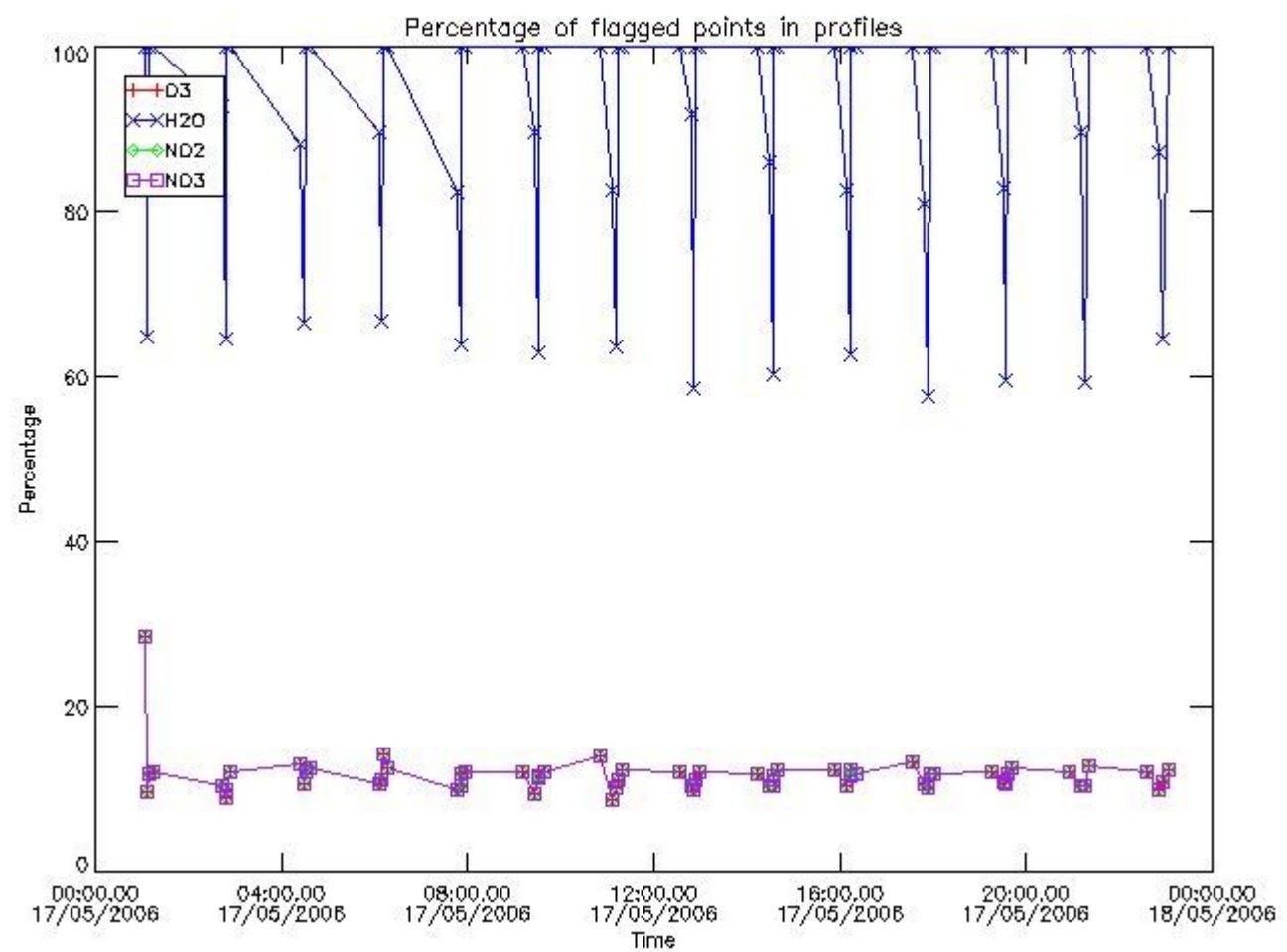
220	GOM_NL__2PRFIN20060517_172132_000000372047_00427_22024_0048.N1	17-MAY-2006 17:21:32	Bright	36.500	68	18Alp Cas	2.2250	4500.0	73	22024	No
221	GOM_NL__2PRFIN20060517_172959_000000432047_00427_22024_0049.N1	17-MAY-2006 17:29:59	Twilight	43.000	58	21Alp And	2.0730	11000.	86	22024	No
222	GOM_NL__2PRFIN20060517_173411_000000432047_00427_22024_0050.N1	17-MAY-2006 17:34:11	Dark	42.500	140	88Gam Peg	2.8340	26000.	85	22024	No
223	GOM_NL__2PRFIN20060517_174939_000000482047_00427_22024_0051.N1	17-MAY-2006 17:49:39	Dark	48.000	18	24Alp PsA	1.1660	9700.0	96	22024	No
224	GOM_NL__2PRFIN20060517_175356_000000502047_00427_22024_0052.N1	17-MAY-2006 17:53:56	Dark	50.000	63	Bet Gru	2.1500	2800.0	100	22024	No
225	GOM_NL__2PRFIN20060517_175527_000000432047_00428_22025_0034.N1	17-MAY-2006 17:55:27	Dark	43.000	31	Alp Gru	1.7340	15200.	86	22025	No
226	GOM_NL__2PRFIN20060517_180059_000000432047_00428_22025_0035.N1	17-MAY-2006 18:00:59	Dark	43.000	45	Alp Pav	1.9400	26000.	86	22025	No
227	GOM_NL__2PRFIN20060517_180806_000000492047_00428_22025_0036.N1	17-MAY-2006 18:08:06	Straylight	49.000	141	Bet Ara	2.8400	4600.0	98	22025	No
228	GOM_NL__2PRFIN20060517_181043_000000542047_00428_22025_0037.N1	17-MAY-2006 18:10:43	Straylight	53.500	40	The Sco	1.8590	7100.0	107	22025	No
229	GOM_NL__2PRFIN20060517_181235_000000532047_00428_22025_0038.N1	17-MAY-2006 18:12:35	Straylight	53.000	25	35Lam Sco	1.6200	28000.	106	22025	No
230	GOM_NL__2PRFIN20060517_181754_000000572047_00428_22025_0039.N1	17-MAY-2006 18:17:54	Twilight	57.000	16	21Alp Sco	1.0200	3000.0	114	22025	No
231	GOM_NL__2PRFIN20060517_181936_000000422047_00428_22025_0040.N1	17-MAY-2006 18:19:36	Bright	42.000	80	7Del Sco	2.3160	30000.	84	22025	No
232	GOM_NL__2PRFIN20060517_182215_000000372047_00428_22025_0041.N1	17-MAY-2006 18:22:15	Bright	37.000	122	9Alp2Lib	2.7470	9700.0	74	22025	No
233	GOM_NL__2PRFIN20060517_182405_000000402047_00428_22025_0042.N1	17-MAY-2006 18:24:05	Bright	39.500	104	27Bet Lib	2.6140	13100.	79	22025	No
234	GOM_NL__2PRFIN20060517_182918_000000432047_00428_22025_0043.N1	17-MAY-2006 18:29:18	Bright	42.500	102	24Alp Ser	2.6000	4250.0	85	22025	No
235	GOM_NL__2PRFIN20060517_183455_000000372047_00428_22025_0044.N1	17-MAY-2006 18:34:55	Bright	36.500	83		2.3780	11000.	73	22025	No
236	GOM_NL__2PRFIN20060517_183804_000000382047_00428_22025_0045.N1	17-MAY-2006 18:38:04	Bright	37.500	180	27Gam Boo	3.0400	8000.0	75	22025	No
237	GOM_NL__2PRFIN20060517_184638_000000412047_00428_22025_0046.N1	17-MAY-2006 18:46:38	Bright	41.000	119	14Eta Dra	2.7270	4700.0	82	22025	No
238	GOM_NL__2PRFIN20060517_184817_000000382047_00428_22025_0047.N1	17-MAY-2006 18:48:17	Bright	38.000	60	7Bet UMi	2.0810	3950.0	76	22025	No
239	GOM_NL__2PRFIN20060517_190055_000000342047_00428_22025_0048.N1	17-MAY-2006 19:00:55	Bright	33.500	76	27Gam Cas	2.3000	30000.	67	22025	No
240	GOM_NL__2PRFIN20060517_190208_000000372047_00428_22025_0049.N1	17-MAY-2006 19:02:08	Bright	36.500	68	18Alp Cas	2.2250	4500.0	73	22025	No
241	GOM_NL__2PRFIN20060517_191035_000000452047_00428_22025_0050.N1	17-MAY-2006 19:10:35	Twilight	45.000	58	21Alp And	2.0730	11000.	90	22025	No
242	GOM_NL__2PRFIN20060517_191447_000000432047_00428_22025_0051.N1	17-MAY-2006 19:14:47	Dark	42.500	140	88Gam Peg	2.8340	26000.	85	22025	No
243	GOM_NL__2PRFIN20060517_193016_000000472047_00428_22025_0052.N1	17-MAY-2006 19:30:16	Dark	47.000	18	24Alp PsA	1.1660	9700.0	94	22025	No
244	GOM_NL__2PRFIN20060517_193433_000000492047_00428_22025_0053.N1	17-MAY-2006 19:34:33	Dark	48.500	63	Bet Gru	2.1500	2800.0	97	22025	No
245	GOM_NL__2PRFIN20060517_193604_000000432047_00429_22026_0055.N1	17-MAY-2006 19:36:04	Dark	43.000	31	Alp Gru	1.7340	15200.	86	22026	No
246	GOM_NL__2PRFIN20060517_194136_000000412047_00429_22026_0056.N1	17-MAY-2006 19:41:36	Dark	40.500	45	Alp Pav	1.9400	26000.	81	22026	No
247	GOM_NL__2PRFIN20060517_194843_000000452047_00429_22026_0057.N1	17-MAY-2006 19:48:43	Straylight	44.500	141	Bet Ara	2.8400	4600.0	89	22026	No
248	GOM_NL__2PRFIN20060517_195120_000000482047_00429_22026_0058.N1	17-MAY-2006 19:51:20	Straylight	47.500	40	The Sco	1.8590	7100.0	95	22026	No
249	GOM_NL__2PRFIN20060517_195311_000000512047_00429_22026_0059.N1	17-MAY-2006 19:53:11	Straylight	50.500	25	35Lam Sco	1.6200	28000.	101	22026	No
250	GOM_NL__2PRFIN20060517_195830_000000642047_00429_22026_0060.N1	17-MAY-2006 19:58:30	Twilight	64.000	16	21Alp Sco	1.0200	3000.0	128	22026	No
251	GOM_NL__2PRFIN20060517_200103_000000442047_00429_22026_0061.N1	17-MAY-2006 20:01:03	Bright	44.000	97	8Bet1Sco	2.5610	30000.	88	22026	No
252	GOM_NL__2PRFIN20060517_200252_000000382047_00429_22026_0062.N1	17-MAY-2006 20:02:52	Bright	37.500	122	9Alp2Lib	2.7470	9700.0	75	22026	No
253	GOM_NL__2PRFIN20060517_200441_000000382047_00429_22026_0063.N1	17-MAY-2006 20:04:41	Bright	38.000	104	27Bet Lib	2.6140	13100.	76	22026	No
254	GOM_NL__2PRFIN20060517_200953_000000432047_00429_22026_0064.N1	17-MAY-2006 20:09:53	Bright	42.500	102	24Alp Ser	2.6000	4250.0	85	22026	No
255	GOM_NL__2PRFIN20060517_201531_000000392047_00429_22026_0065.N1	17-MAY-2006 20:15:31	Bright	39.000	83		2.3780	11000.	78	22026	No
256	GOM_NL__2PRFIN20060517_201840_000000372047_00429_22026_0066.N1	17-MAY-2006 20:18:40	Bright	37.000	180	27Gam Boo	3.0400	8000.0	74	22026	No
257	GOM_NL__2PRFIN20060517_202714_000000412047_00429_22026_0067.N1	17-MAY-2006 20:27:14	Bright	41.000	119	14Eta Dra	2.7270	4700.0	82	22026	No
258	GOM_NL__2PRFIN20060517_202853_000000392047_00429_22026_0068.N1	17-MAY-2006 20:28:53	Bright	38.500	60	7Bet UMi	2.0810	3950.0	77	22026	No
259	GOM_NL__2PRFIN20060517_204131_000000362047_00429_22026_0069.N1	17-MAY-2006 20:41:31	Bright	35.500	76	27Gam Cas	2.3000	30000.	71	22026	No
260	GOM_NL__2PRFIN20060517_204244_000000362047_00429_22026_0070.N1	17-MAY-2006 20:42:44	Bright	35.500	68	18Alp Cas	2.2250	4500.0	71	22026	No
261	GOM_NL__2PRFIN20060517_205111_000000442047_00429_22026_0071.N1	17-MAY-2006 20:51:11	Twilight	43.500	58	21Alp And	2.0730	11000.	87	22026	No
262	GOM_NL__2PRFIN20060517_205524_000000422047_00429_22026_0072.N1	17-MAY-2006 20:55:24	Dark	41.500	140	88Gam Peg	2.8340	26000.	83	22026	No
263	GOM_NL__2PRFIN20060517_211053_000000492047_00429_22026_0073.N1	17-MAY-2006 21:10:53	Dark	49.000	18	24Alp PsA	1.1660	9700.0	98	22026	No
264	GOM_NL__2PRFIN20060517_211509_000000502047_00429_22026_0074.N1	17-MAY-2006 21:15:09	Dark	49.500	63	Bet Gru	2.1500	2800.0	99	22026	No
265	GOM_NL__2PRFIN20060517_212213_000000402047_00430_22027_0056.N1	17-MAY-2006 21:22:13	Dark	40.000	45	Alp Pav	1.9400	26000.	80	22027	No
266	GOM_NL__2PRFIN20060517_212919_000000412047_00430_22027_0057.N1	17-MAY-2006 21:29:19	Straylight	41.000	141	Bet Ara	2.8400	4600.0	82	22027	No
267	GOM_NL__2PRFIN20060517_213156_000000492047_00430_22027_0058.N1	17-MAY-2006 21:31:56	Straylight	49.000	40	The Sco	1.8590	7100.0	98	22027	No
268	GOM_NL__2PRFIN20060517_213348_000000532047_00430_22027_0059.N1	17-MAY-2006 21:33:48	Straylight	52.500	25	35Lam Sco	1.6200	28000.	105	22027	No
269	GOM_NL__2PRFIN20060517_213906_000000612047_00430_22027_0060.N1	17-MAY-2006 21:39:06	Twilight	61.000	16	21Alp Sco	1.0200	3000.0	122	22027	No
270	GOM_NL__2PRFIN20060517_214139_000000442047_00430_22027_0061.N1	17-MAY-2006 21:41:39	Bright	43.500	97	8Bet1Sco	2.5610	30000.	87	22027	No
271	GOM_NL__2PRFIN20060517_214327_000000372047_00430_22027_0062.N1	17-MAY-2006 21:43:27	Bright	37.000	122	9Alp2Lib	2.7470	9700.0	74	22027	No
272	GOM_NL__2PRFIN20060517_214517_000000382047_00430_22027_0063.N1	17-MAY-2006 21:45:17	Bright	37.500	104	27Bet Lib	2.6140	13100.	75	22027	No
273	GOM_NL__2PRFIN20060517_215029_000000432047_00430_22027_0064.N1	17-MAY-2006 21:50:29	Bright	42.500	102	24Alp Ser	2.6000	4250.0	85	22027	No
274	GOM_NL__2PRFIN20060517_215607_000000392047_00430_22027_0065.N1	17-MAY-2006 21:56:07	Bright	38.500	83		2.3780	11000.	77	22027	No
275	GOM_NL__2PRFIN20060517_215916_000000422047_00430_22027_0066.N1	17-MAY-2006 21:59:16	Bright	41.500	180	27Gam Boo	3.0400	8000.0	83	22027	No
276	GOM_NL__2PRFIN20060517_220749_000000432047_00430_22027_0067.N1	17-MAY-2006 22:07:49	Bright	42.500	119	14Eta Dra	2.7270	4700.0	85	22027	No
277	GOM_NL__2PRFIN20060517_220929_000000342047_00430_22027_0068.N1	17-MAY-2006 22:09:29	Bright	34.000	60	7Bet UMi	2.0810	3950.0	68	22027	No
278	GOM_NL__2PRFIN20060517_222207_000000342047_00430_22027_0069.N1	17-MAY-2006 22:22:07	Bright	34.000	76	27Gam Cas	2.3000	30000.	68	22027	No

279	GOM_NL__2PRFIN20060517_222320_000000382047_00430_22027_0070.N1	17-MAY-2006 22:23:20	Bright	37.500	68	18Alp Cas	2.2250	4500.0	75	22027	No
280	GOM_NL__2PRFIN20060517_223147_000000462047_00430_22027_0071.N1	17-MAY-2006 22:31:47	Twilight	46.000	58	21Alp And	2.0730	11000.	92	22027	No
281	GOM_NL__2PRFIN20060517_223600_000000422047_00430_22027_0072.N1	17-MAY-2006 22:36:00	Dark	42.000	140	88Gam Peg	2.8340	26000.	84	22027	No
282	GOM_NL__2PRFIN20060517_225129_000000512047_00430_22027_0073.N1	17-MAY-2006 22:51:29	Dark	51.000	18	24Alp PsA	1.1660	9700.0	102	22027	No
283	GOM_NL__2PRFIN20060517_225546_000000472047_00430_22027_0074.N1	17-MAY-2006 22:55:46	Dark	47.000	63	Bet Gru	2.1500	2800.0	94	22027	No
284	GOM_NL__2PRFIN20060517_230249_000000422047_00431_22028_9959.N1	17-MAY-2006 23:02:49	Dark	41.500	45	Alp Pav	1.9400	26000.	83	22028	No
285	GOM_NL__2PRFIN20060517_230955_000000422047_00431_22028_9960.N1	17-MAY-2006 23:09:55	Straylight	42.000	141	Bet Ara	2.8400	4600.0	84	22028	No
286	GOM_NL__2PRFIN20060517_231232_000000482047_00431_22028_9961.N1	17-MAY-2006 23:12:32	Straylight	48.000	40	The Sco	1.8590	7100.0	96	22028	No
287	GOM_NL__2PRFIN20060517_231424_000000542047_00431_22028_9962.N1	17-MAY-2006 23:14:24	Straylight	54.000	25	35Lam Sco	1.6200	28000.	108	22028	No
288	GOM_NL__2PRFIN20060517_231640_000000542047_00431_22028_9963.N1	17-MAY-2006 23:16:40	Twilight	53.500	75	26Eps Sco	2.2910	4250.0	107	22028	No
289	GOM_NL__2PRFIN20060517_231942_000000552047_00431_22028_9964.N1	17-MAY-2006 23:19:42	Twilight	55.000	16	21Alp Sco	1.0200	3000.0	110	22028	No
290	GOM_NL__2PRFIN20060517_232215_000000432047_00431_22028_9965.N1	17-MAY-2006 23:22:15	Bright	42.500	97	8Bet1Sco	2.5610	30000.	85	22028	No
291	GOM_NL__2PRFIN20060517_232403_000000372047_00431_22028_9966.N1	17-MAY-2006 23:24:03	Bright	37.000	122	9Alp2Lib	2.7470	9700.0	74	22028	No
292	GOM_NL__2PRFIN20060517_232553_000000392047_00431_22028_9967.N1	17-MAY-2006 23:25:53	Bright	38.500	104	27Bet Lib	2.6140	13100.	77	22028	No
293	GOM_NL__2PRFIN20060517_233105_000000432047_00431_22028_9968.N1	17-MAY-2006 23:31:05	Bright	42.500	102	24Alp Ser	2.6000	4250.0	85	22028	No
294	GOM_NL__2PRFIN20060517_233643_000000382047_00431_22028_9969.N1	17-MAY-2006 23:36:43	Bright	38.000	83		2.3780	11000.	76	22028	No
295	GOM_NL__2PRFIN20060517_233951_000000362047_00431_22028_9970.N1	17-MAY-2006 23:39:51	Bright	35.500	180	27Gam Boo	3.0400	8000.0	71	22028	No
296	GOM_NL__2PRFIN20060517_234824_000000402047_00431_22028_9971.N1	17-MAY-2006 23:48:24	Bright	40.000	119	14Eta Dra	2.7270	4700.0	80	22028	No
297	GOM_NL__2PRFIN20060517_235004_000000372047_00431_22028_9972.N1	17-MAY-2006 23:50:04	Bright	37.000	60	7Bet UMi	2.0810	3950.0	74	22028	No

3. Quality information per product

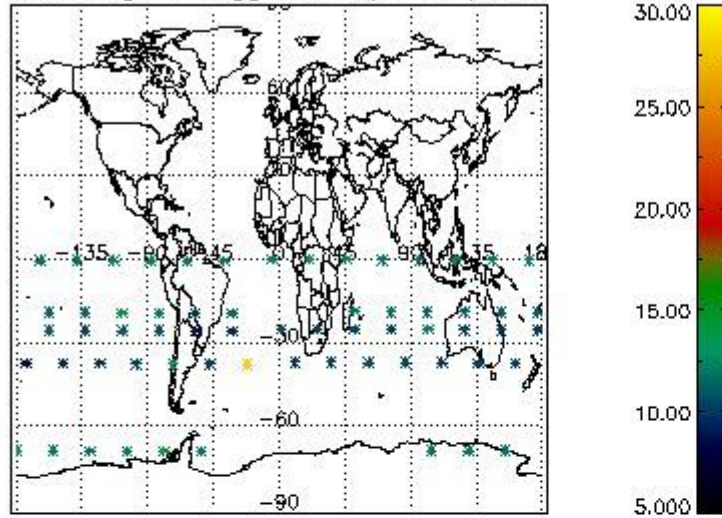
In this section it is plotted some information contained in the Quality Summary data set of the level 2 products. Only products in dark limb conditions and without errors (error flag in the MPH set to "0") are used.

3.1 Plot quality information per product (time dependant)

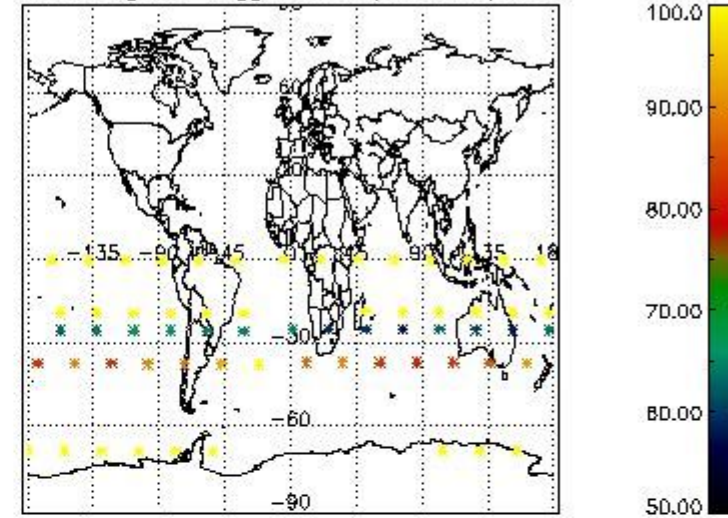


3.2 Plot quality information per product (world map)

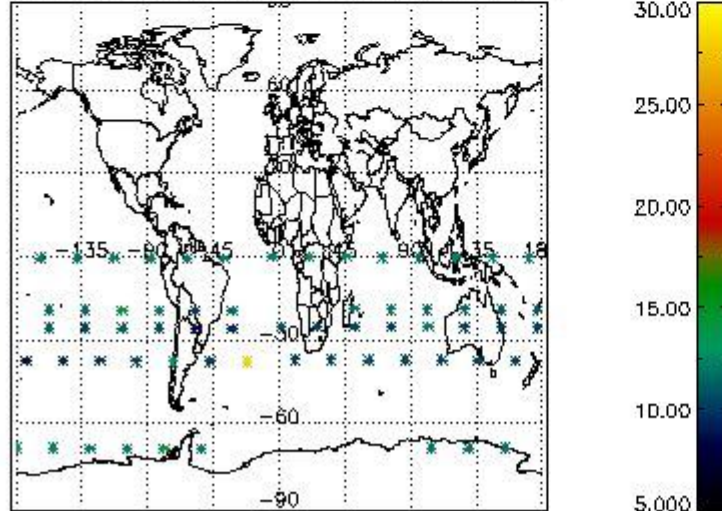
Percentage of flagged data per O3 profile



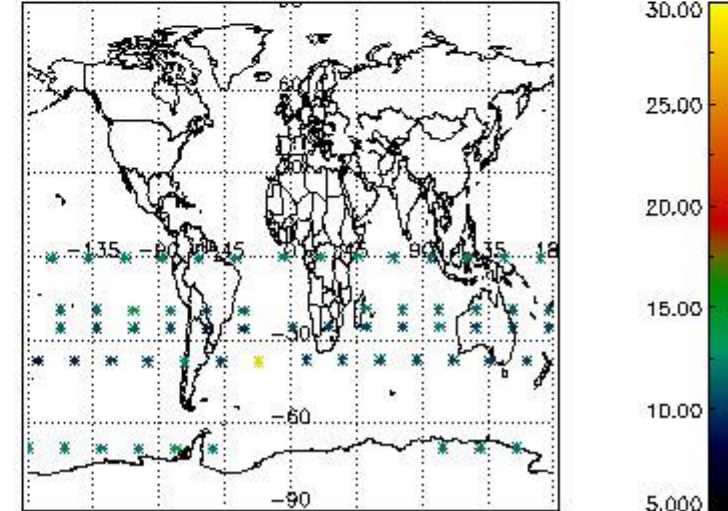
Percentage of flagged data per H2O profile



Percentage of flagged data per NO2 profile



Percentage of flagged data per NO3 profile

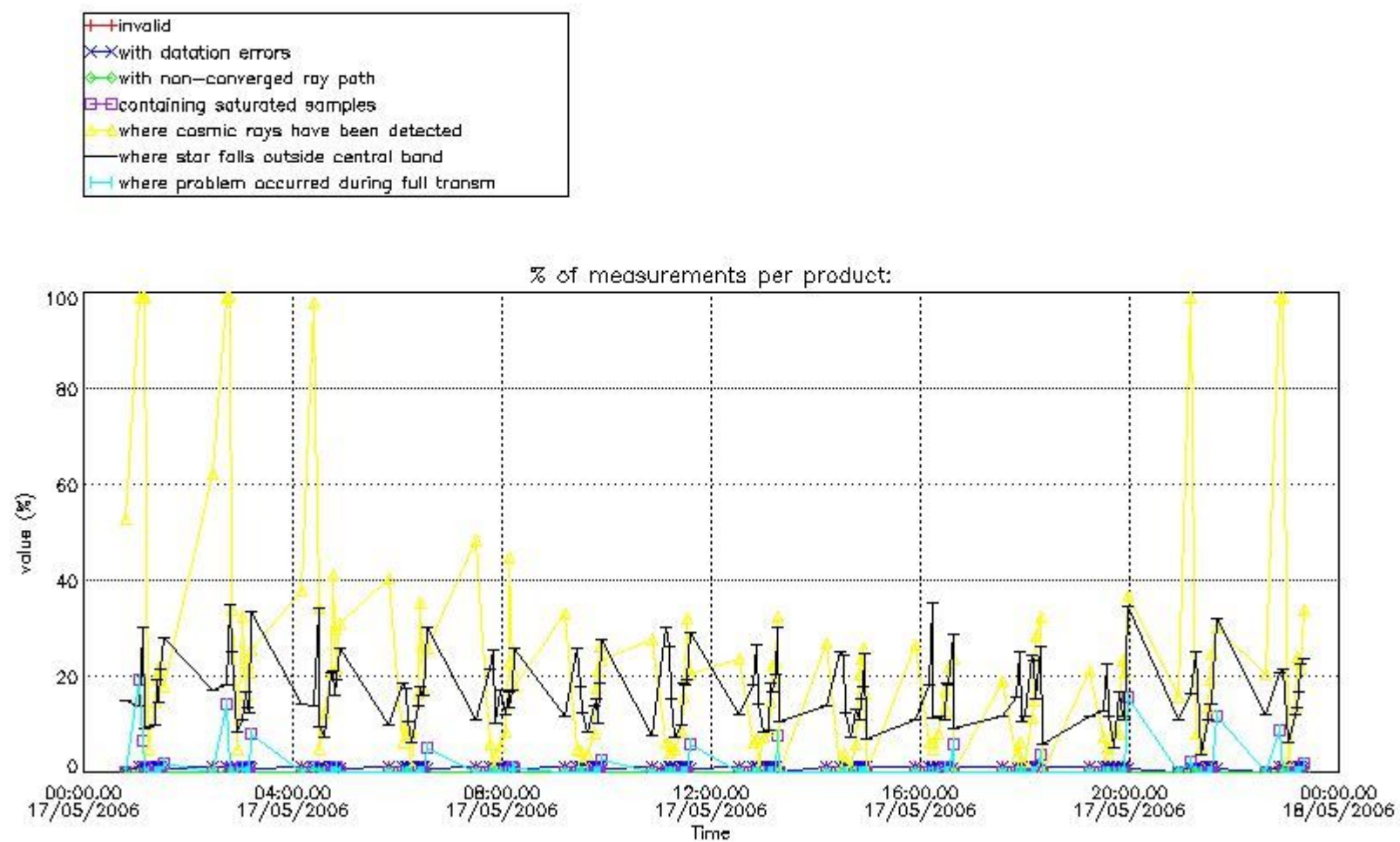


4. Level 1 quality information per product

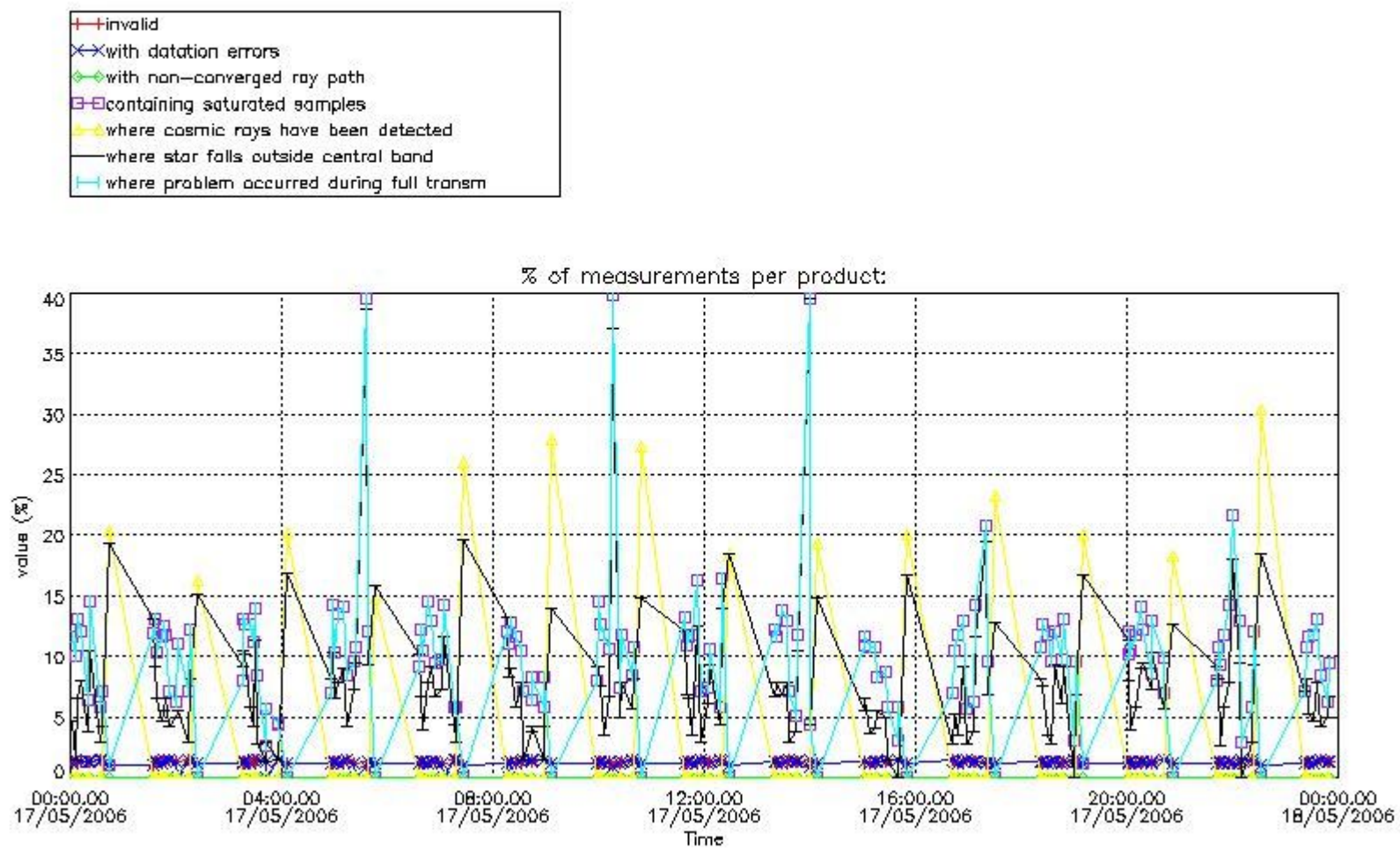
In this section it is plotted some information contained in the Quality Summary data set of the level 2 products that comes from the level 1b processing. Products without errors (error flag in the MPH set to "0") are used.

4.1 Plot quality information per product (time dependant) coming from level 1b processing

4.1.1 Plot level 1 quality information per product (time dependant): ENVISAT ASCENDING passes



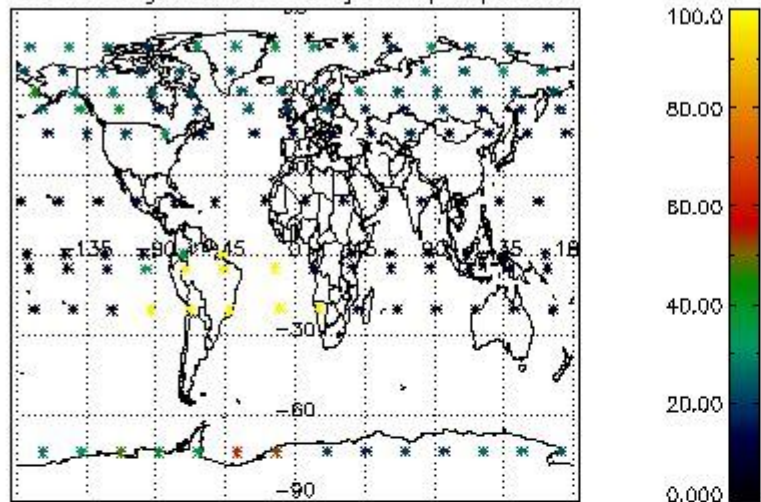
4.1.2 Plot level 1 quality information per product (time dependant): ENVI SAT DESCENDING passes



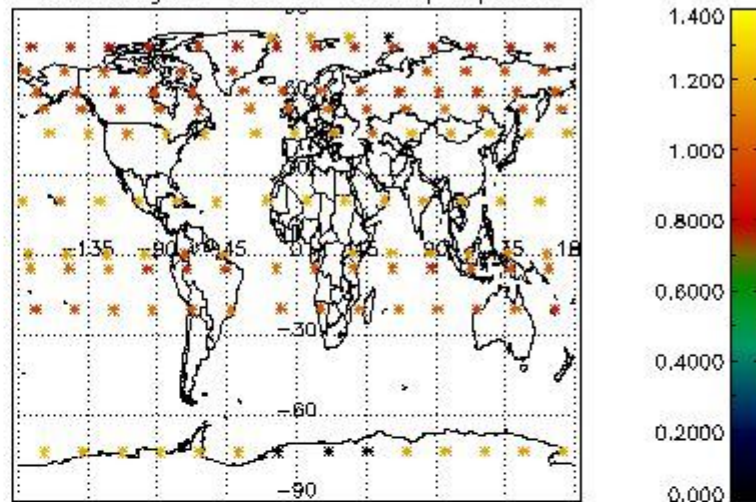
4.2 Plot quality information per product coming from level 1b processing (world map)

4.2.1 Plot level 1 quality information per product (world map): ENVISAT ASCENDING passes

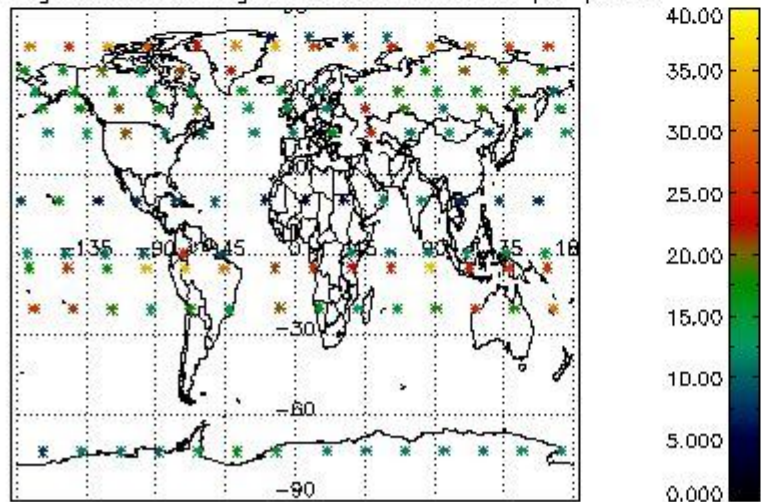
Percentage of cosmic ray hits per profile



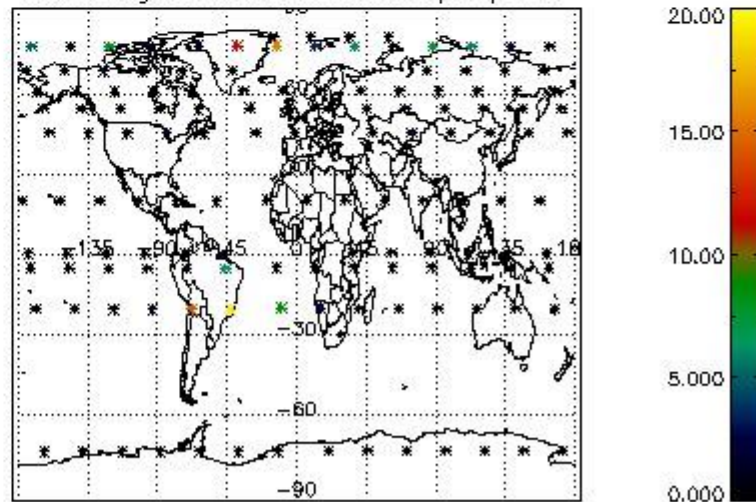
Percentage of datation errors per profile



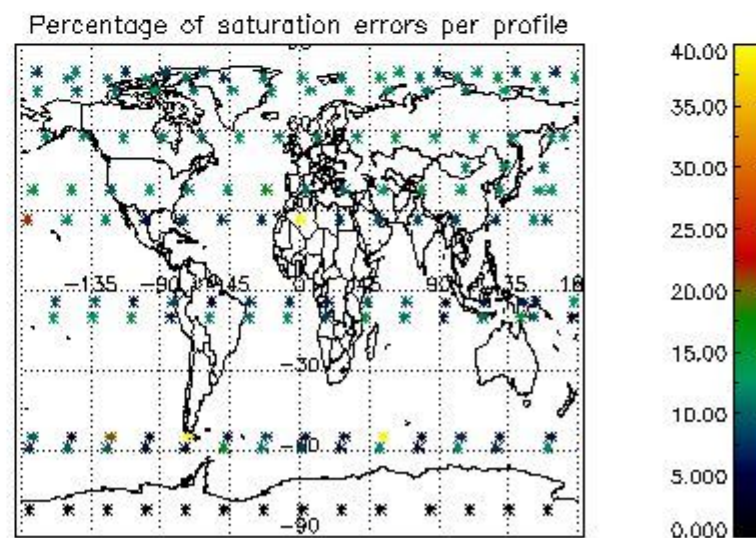
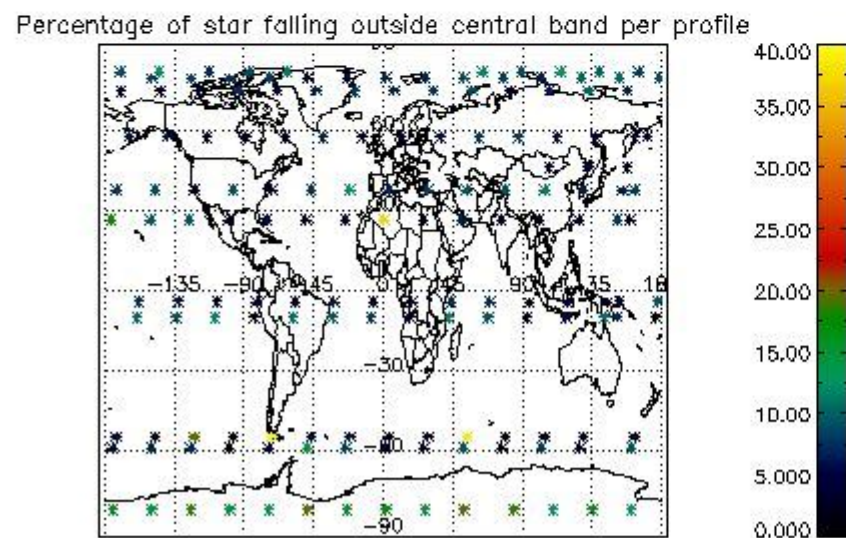
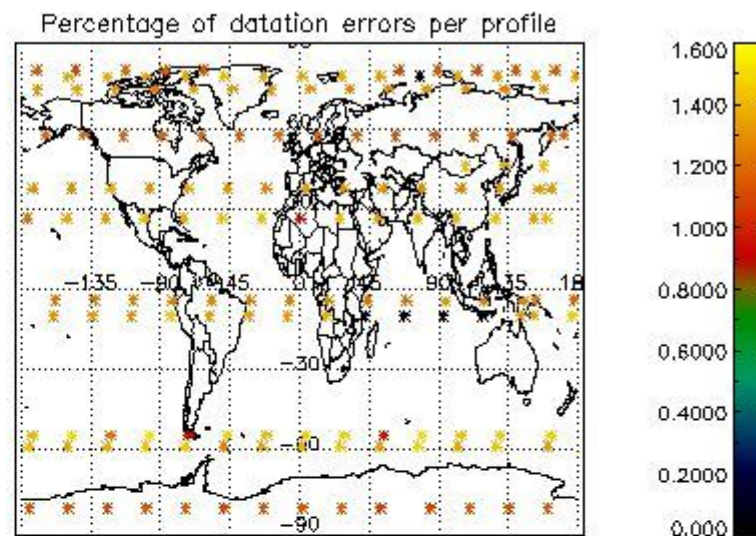
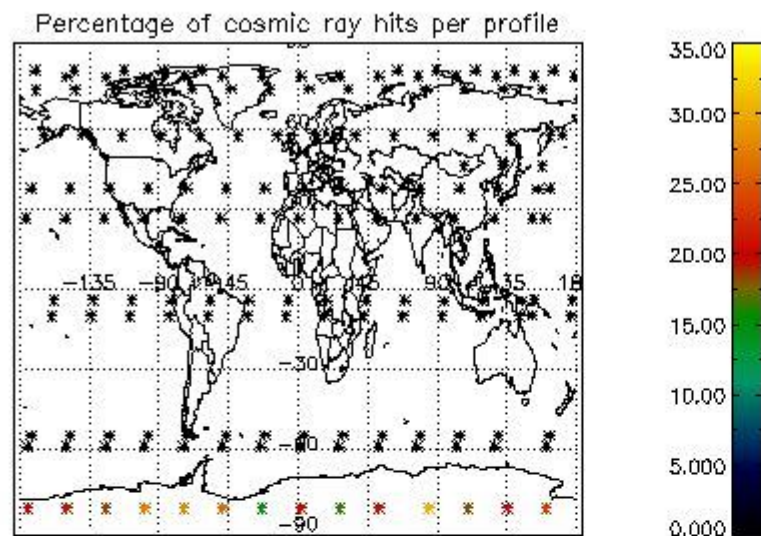
Percentage of star falling outside central band per profile



Percentage of saturation errors per profile



4.2.2 Plot level 1 quality information per product (world map): ENVISAT DESCENDING passes



5. Trace gas profiles

5.1 Ozone statistics based on quality of products

The final quality of the products can be "measured" using the STD (Standard Deviation) attached to every point profile. This information is written to the parameter GOM_NL__2P/NL_LOCAL_SPECIES_DENSITY/o3_std of the level 2 products. The table below shows the statistics for given STD ranges.

The statistics are given with respect to the overall valid production:

- Products without fatal errors: GOM_NL__2P/MPH/PRODUCT_ERR=0
- Valid point profile: GOM_NL__2P/NL_LOCAL_SPECIES_DENSITY/pcd(0)=0

The 'Criteria' is applied to valid points of dark limb products:

- Products in dark limb illumination condition: GOM_NL__2P/NL_SUMMARY_QUALITY/obs_ill_cond=0
- Products without fatal errors: GOM_NL__2P/MPH/PRODUCT_ERR=0
- Valid point profile: GOM_NL__2P/NL_LOCAL_SPECIES_DENSITY/pcd(0)=0

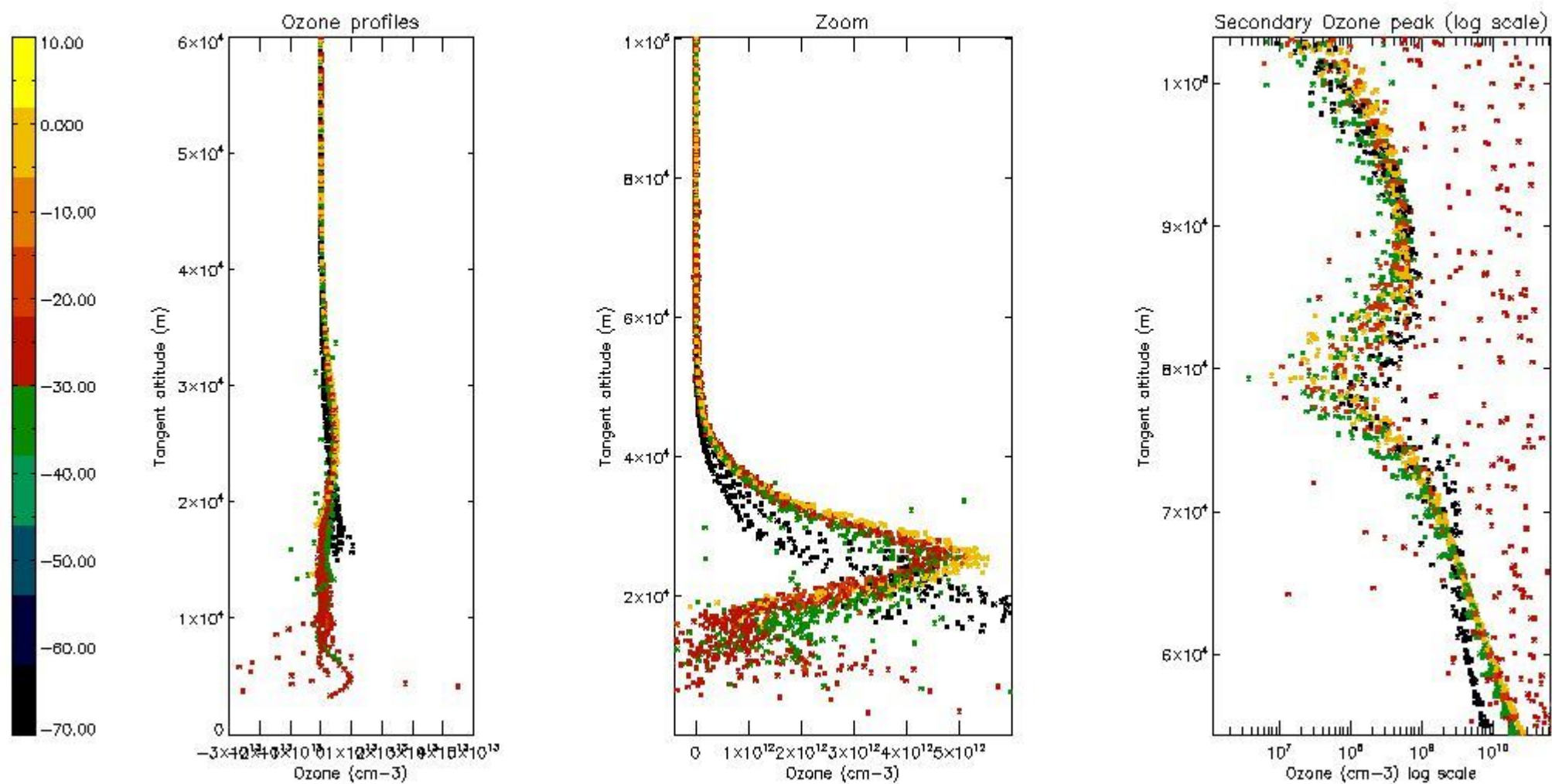
So, the table below shows the percentage of dark limb and valid observations for each criteria with respect to the overall valid daily observations.

Criteria	% of total production
All STD	23
STD < 20	14

STD < 10	11
STD < 5	8

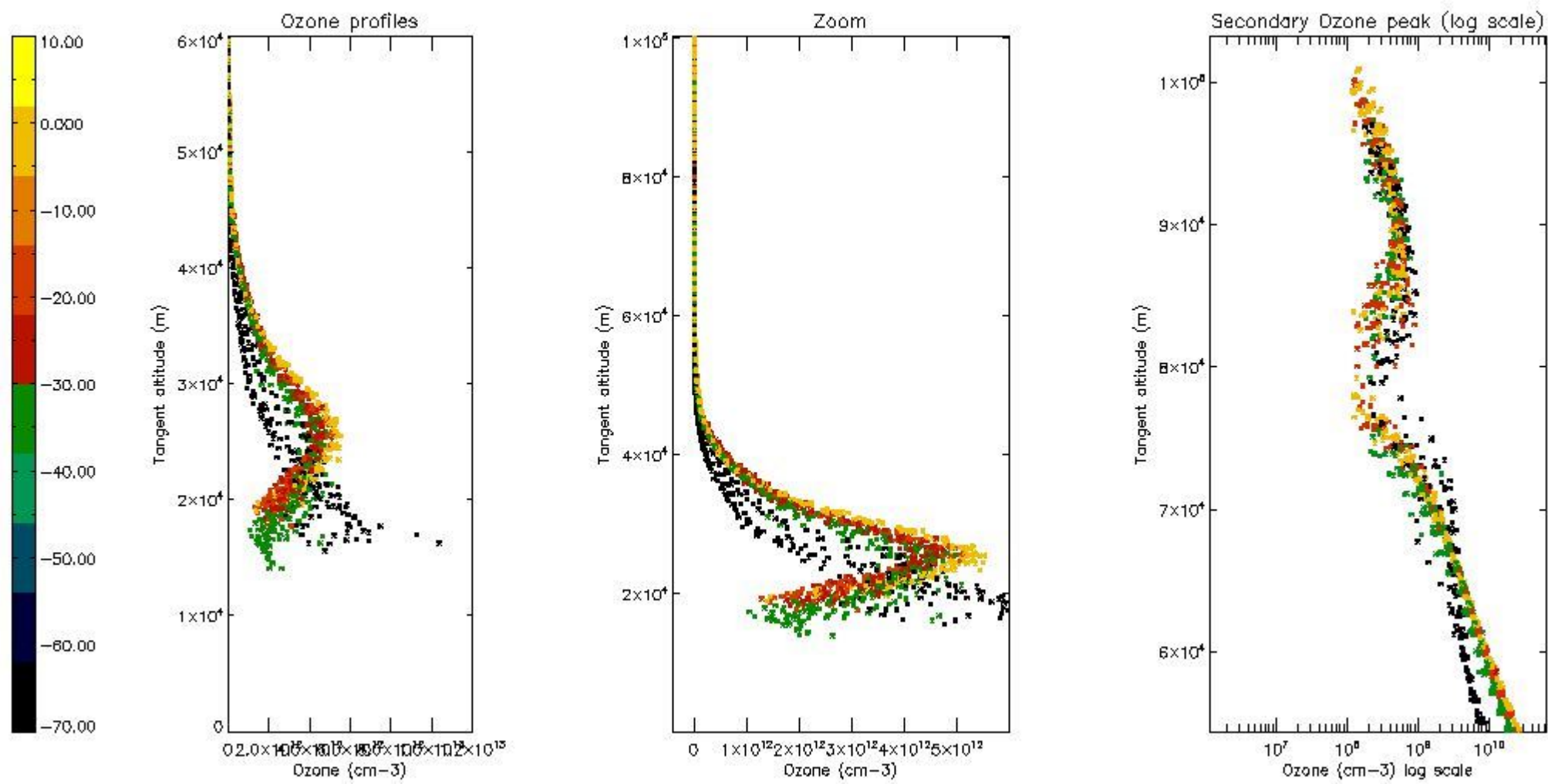
5.2 Plot ozone profiles for all STD (dark without errors)

The colorbar represents the latitude.



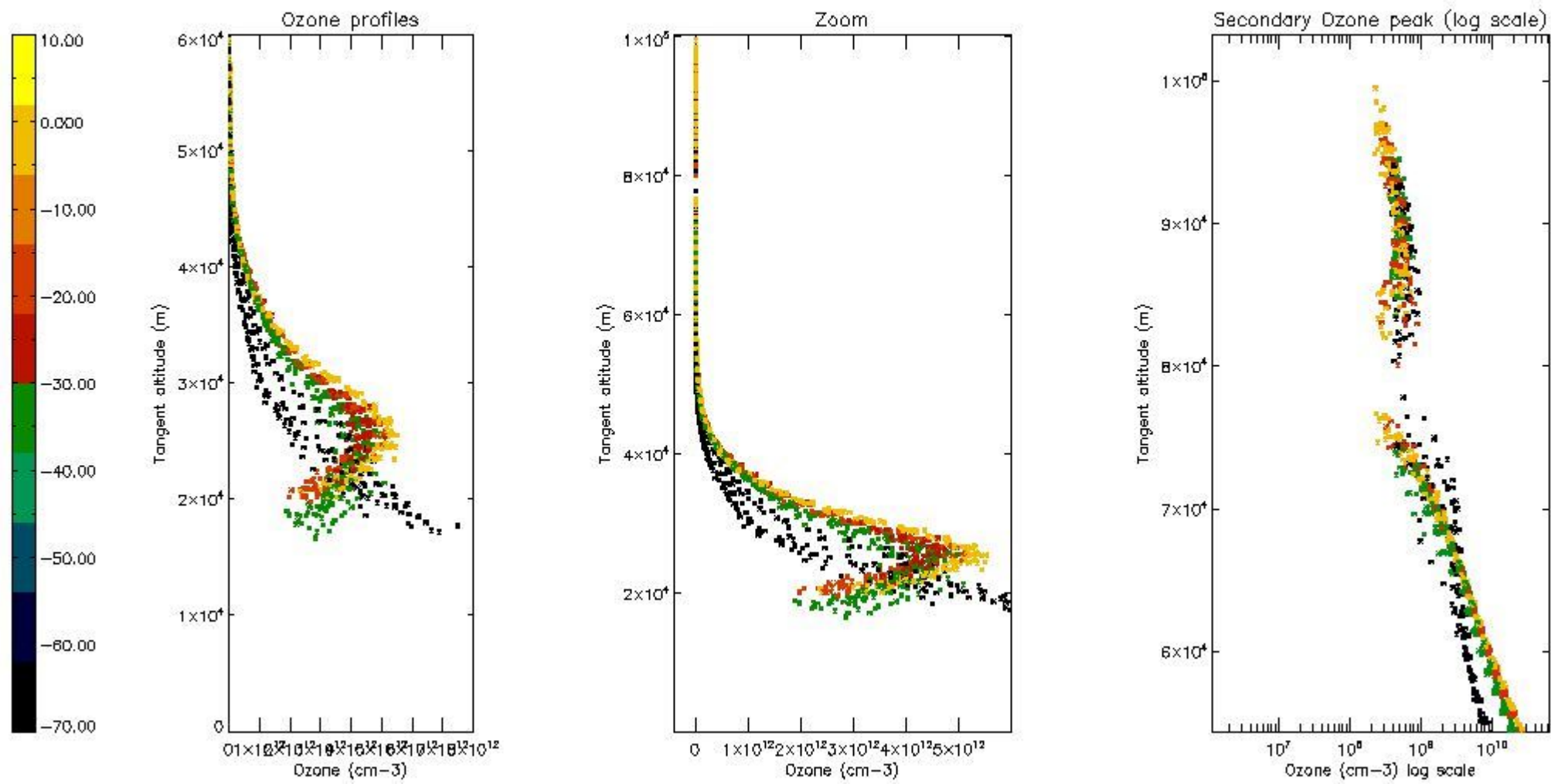
5.3 Plot ozone profiles where STD < 20% (dark without errors)

The colorbar represents the latitude.



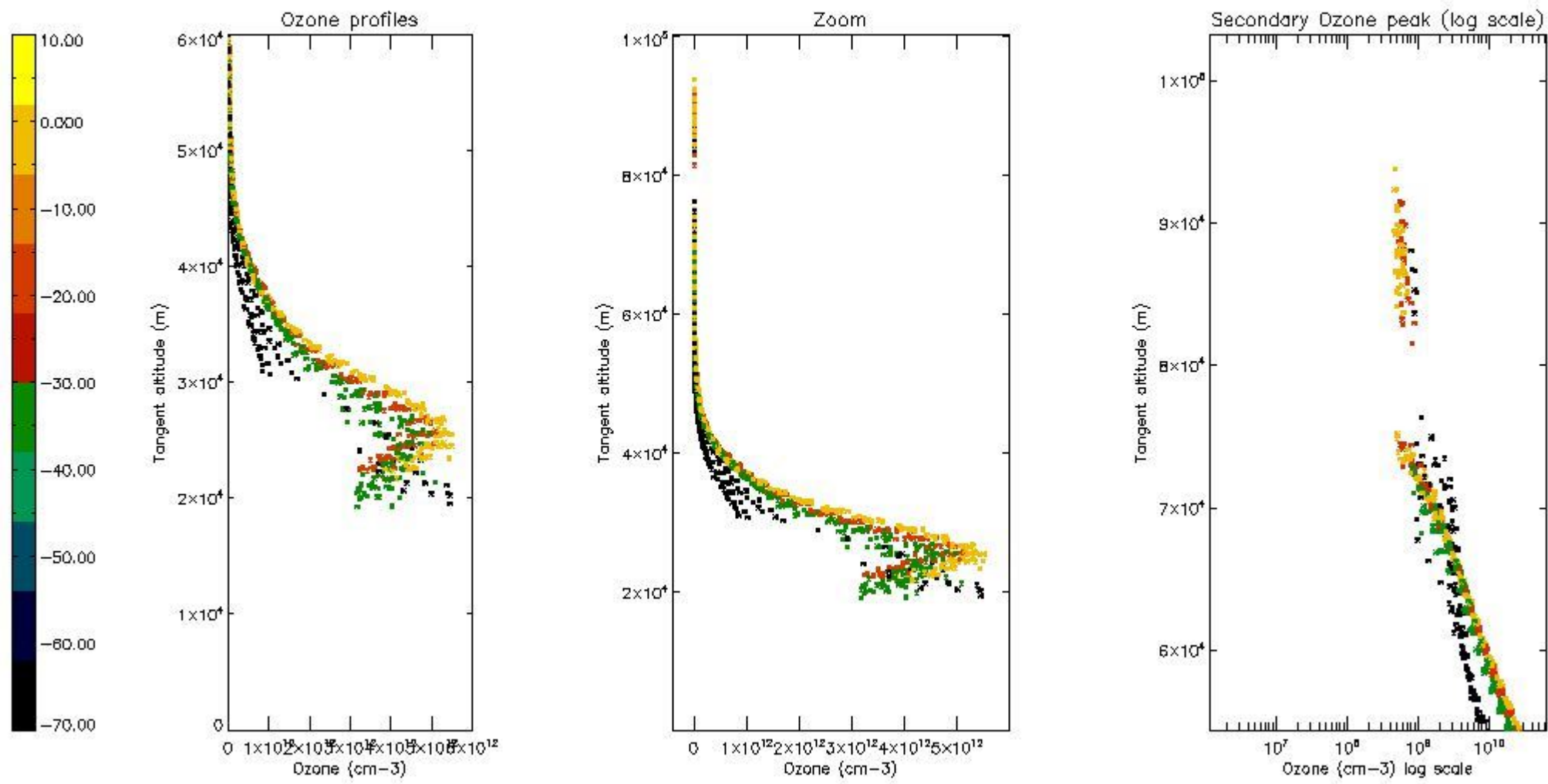
5.4 Plot ozone profiles where $STD < 10\%$ (dark without errors)

The colorbar represents the latitude.



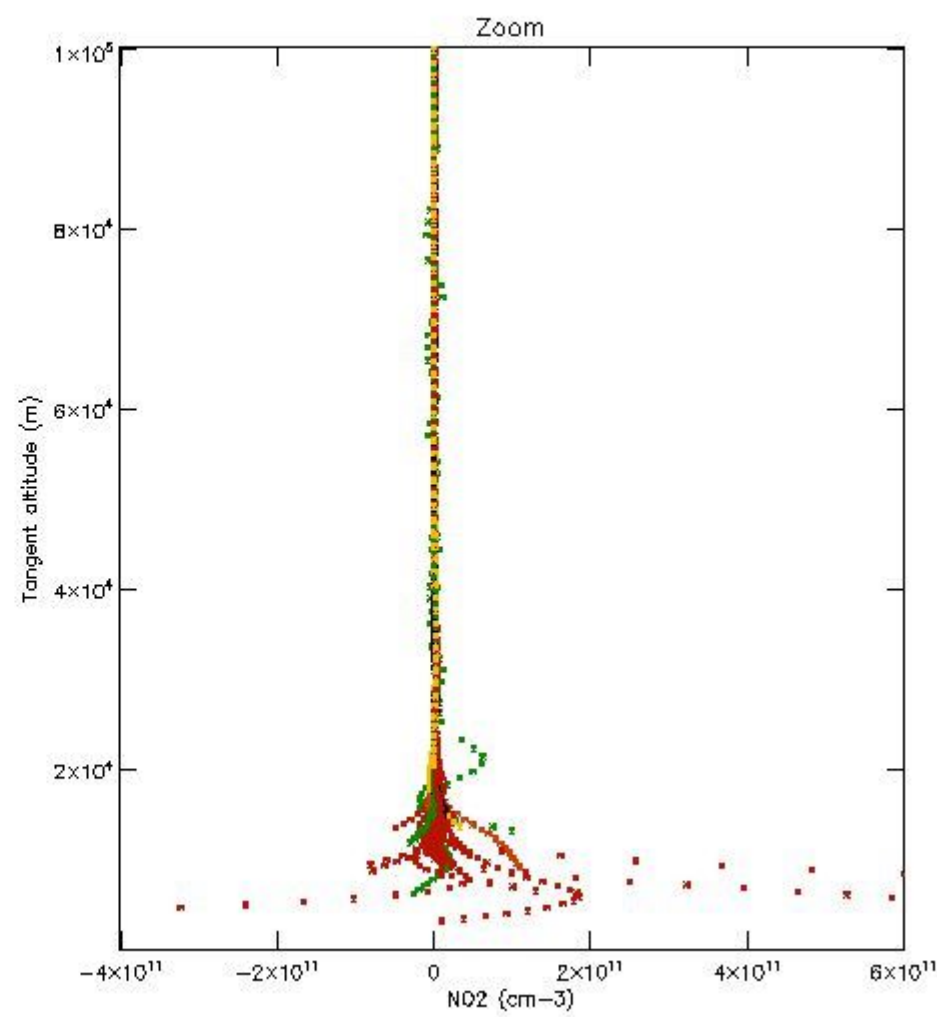
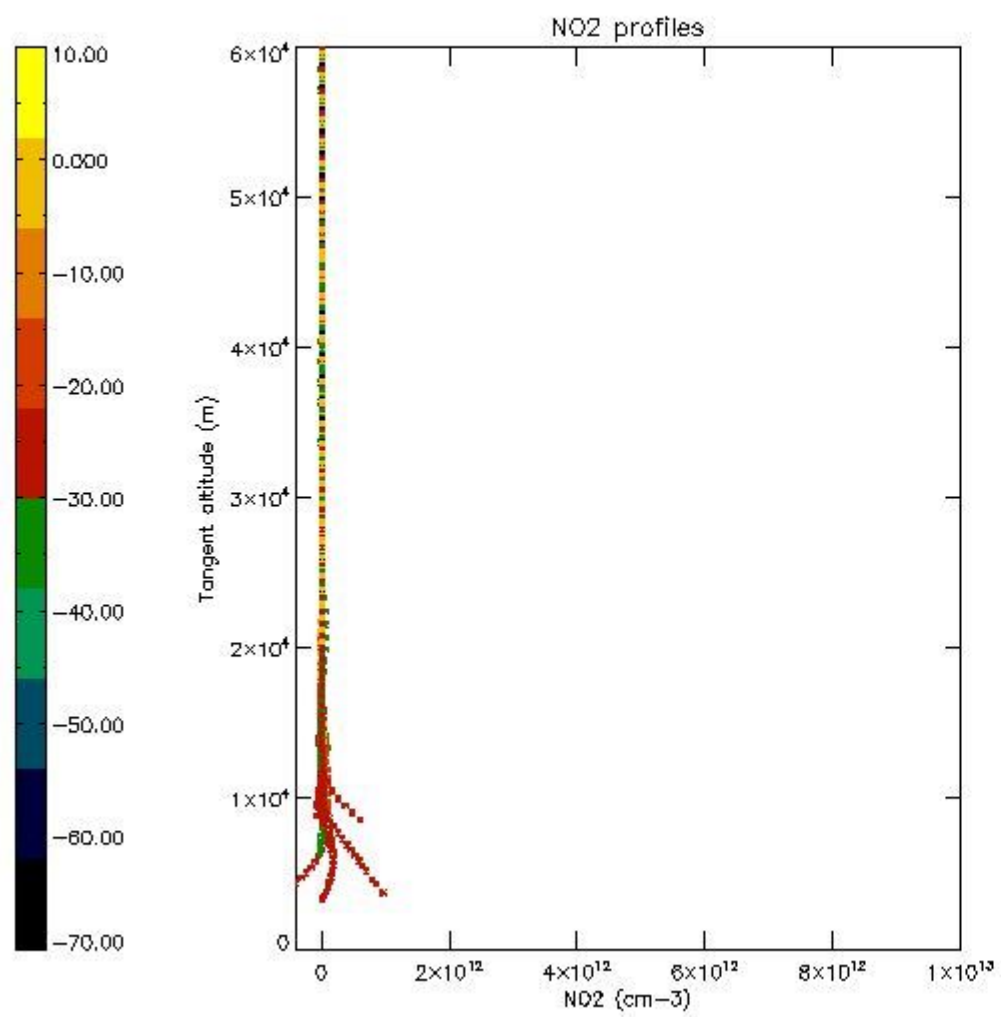
5.5 Plot ozone profiles where STD < 5% (dark without errors)

The colorbar represents the latitude.



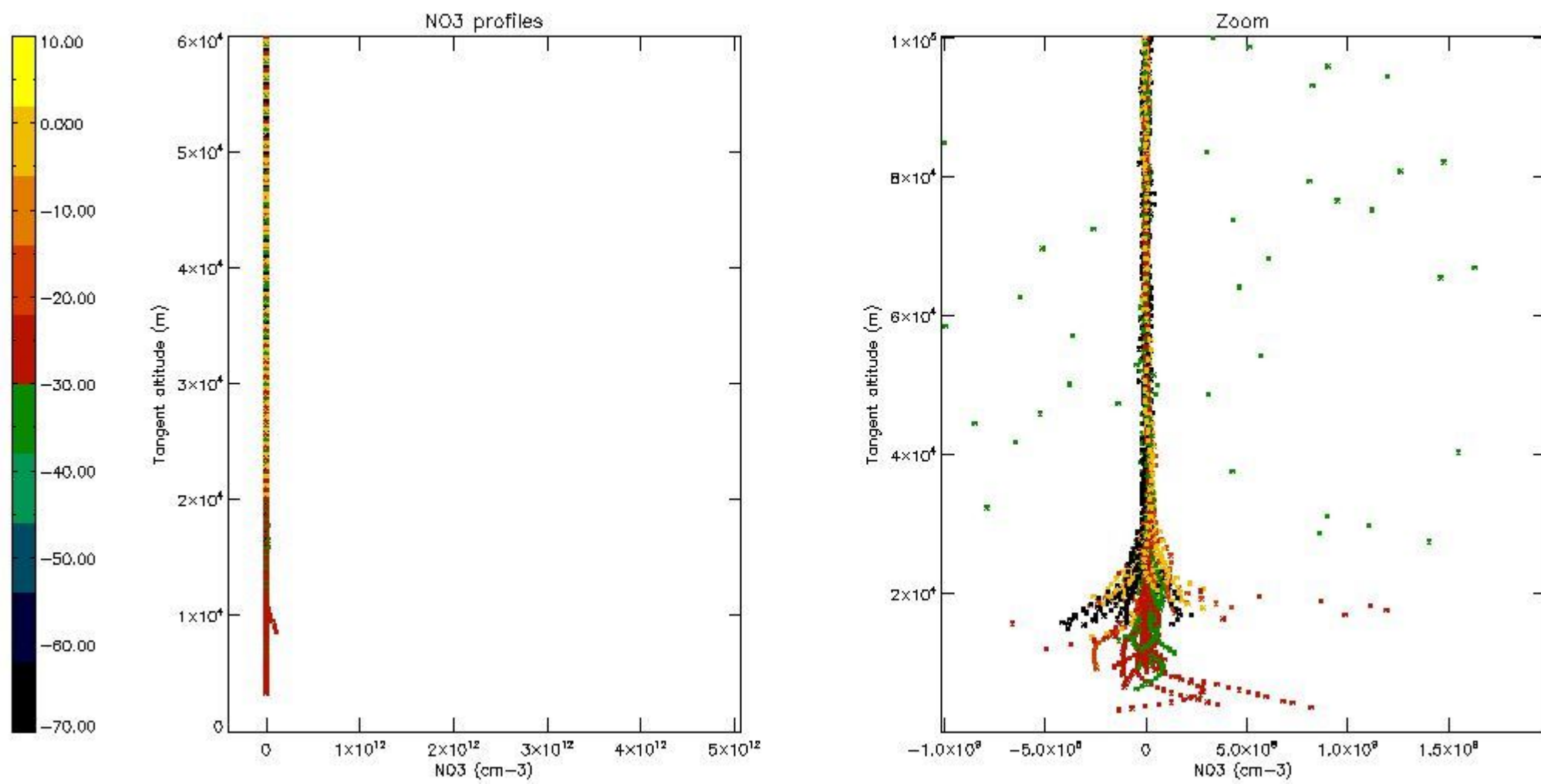
5.6 Plot NO₂ profiles for all STD (dark without errors)

The colorbar represents the latitude.



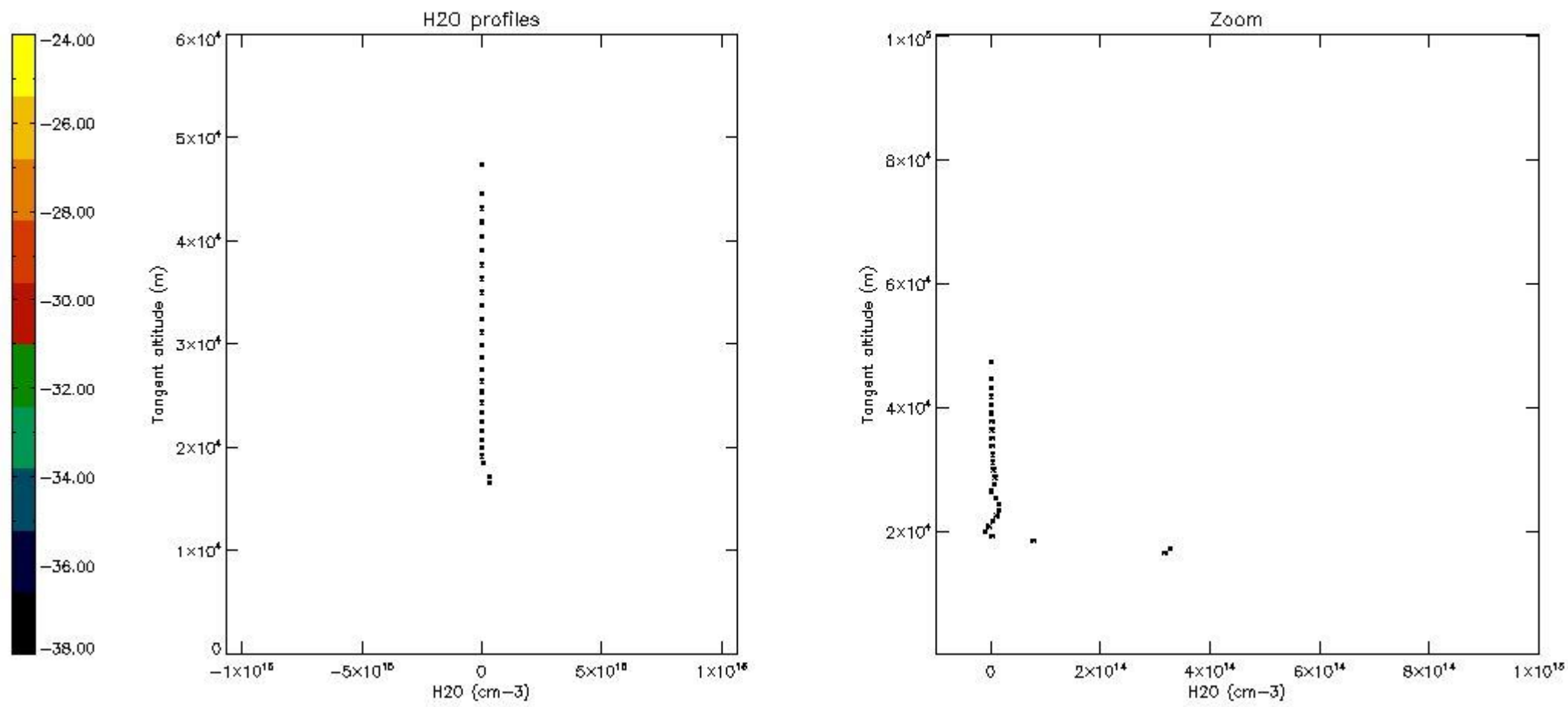
5.7 Plot NO3 profiles for all STD (dark without errors)

The colorbar represents the latitude.



5.8 Plot H2O profiles for all STD (only for occultations of stars 1,2,3,4,13,14,16,26,63 dark without errors)

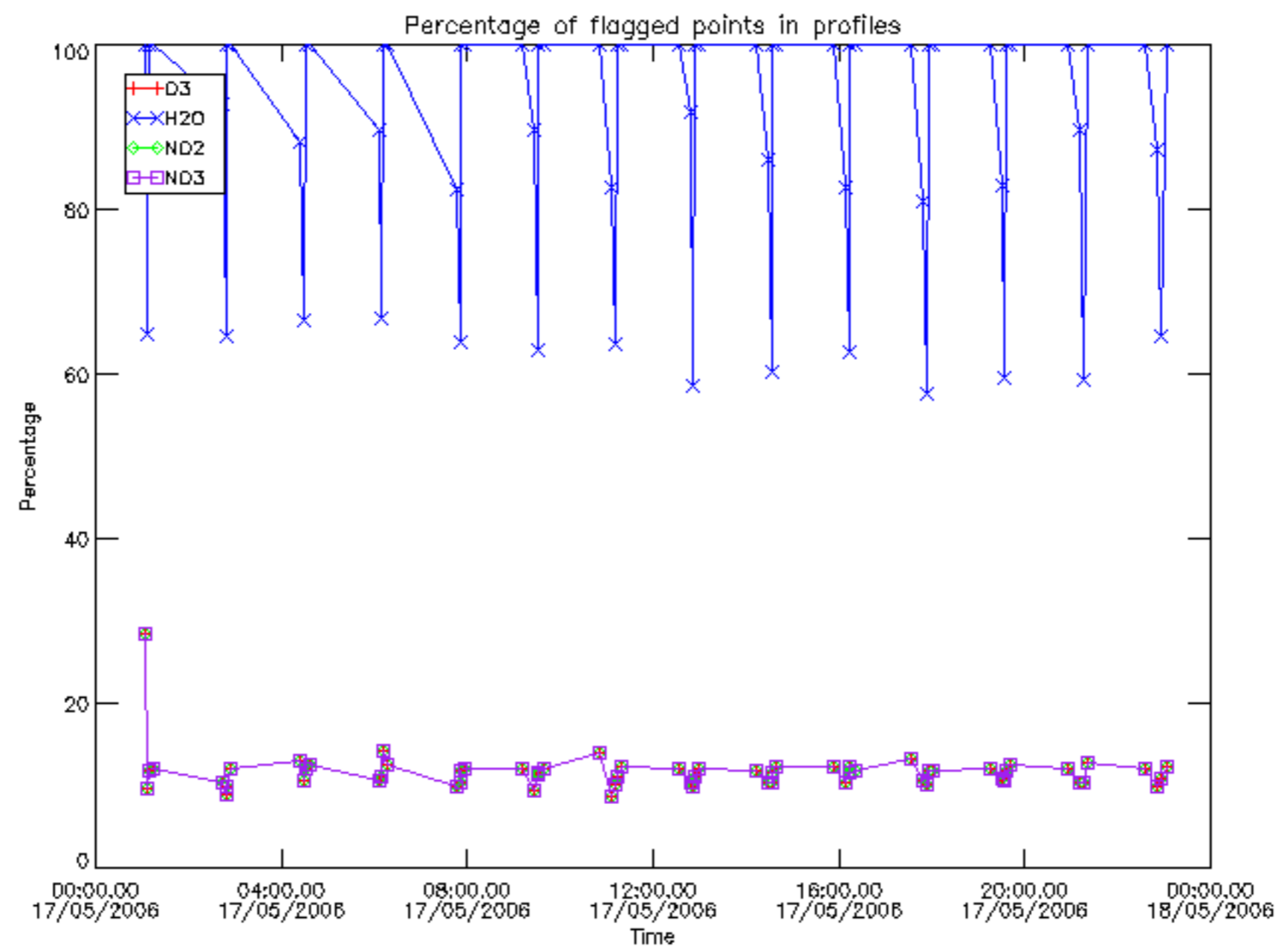
The colorbar represents the latitude.



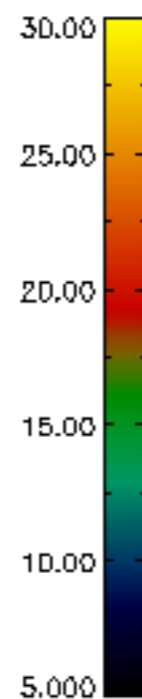
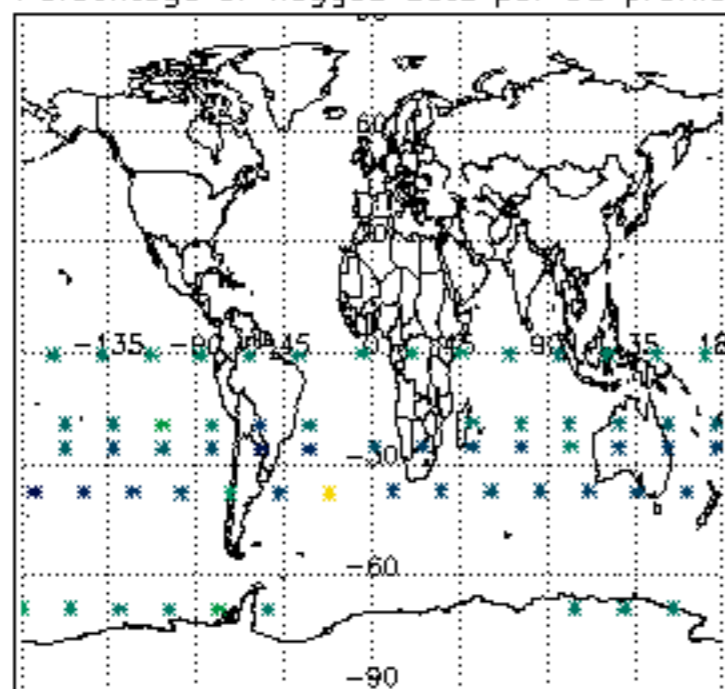
6. Auxiliary Data Files used for the production reported in section 2

The number reported in the third column indicates since which file (see list in section 2) the corresponding auxiliary file has been used. The fourth column is the date of those product files.

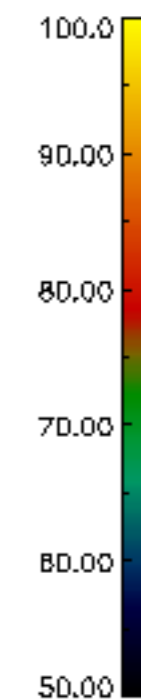
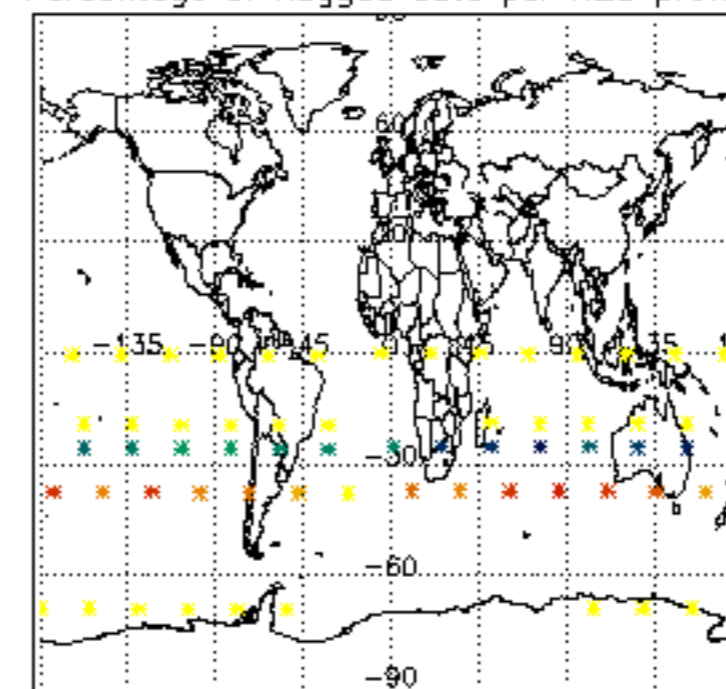
Type	Auxiliary Filename	Used since product	Used since product date
INST_PHYS_CHARACTERISTICS	GOM_INS_AXVIEC20091111_143220_20030716_120000_20500101_000000	1	17-MAY-2006 00:02:45
LEVEL-2_PROC_CONFIG	GOM_PR2_AXVIEC20091111_152718_20020301_000000_20500101_000000	1	17-MAY-2006 00:02:45
CROSS_SECTIONS_FILE	GOM_CRS_AXVIEC20091111_154832_20020301_000000_20500101_000000	1	17-MAY-2006 00:02:45



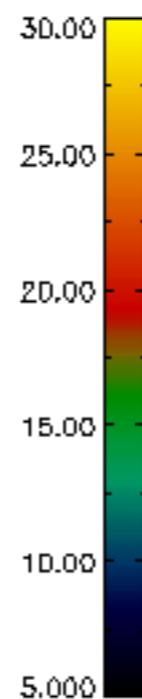
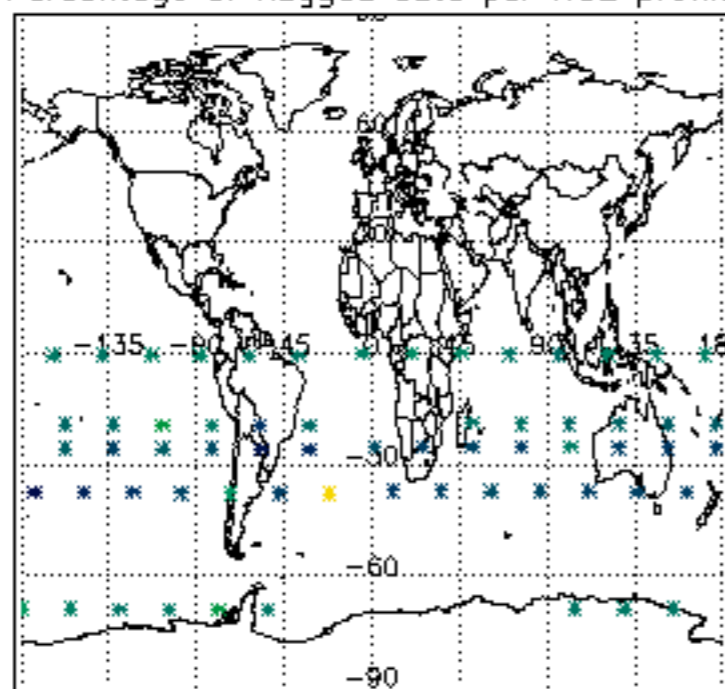
Percentage of flagged data per D3 profile



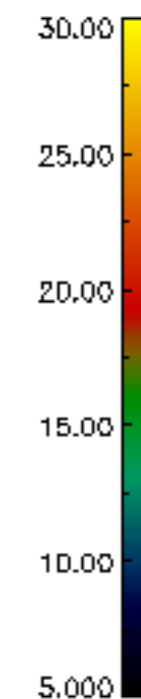
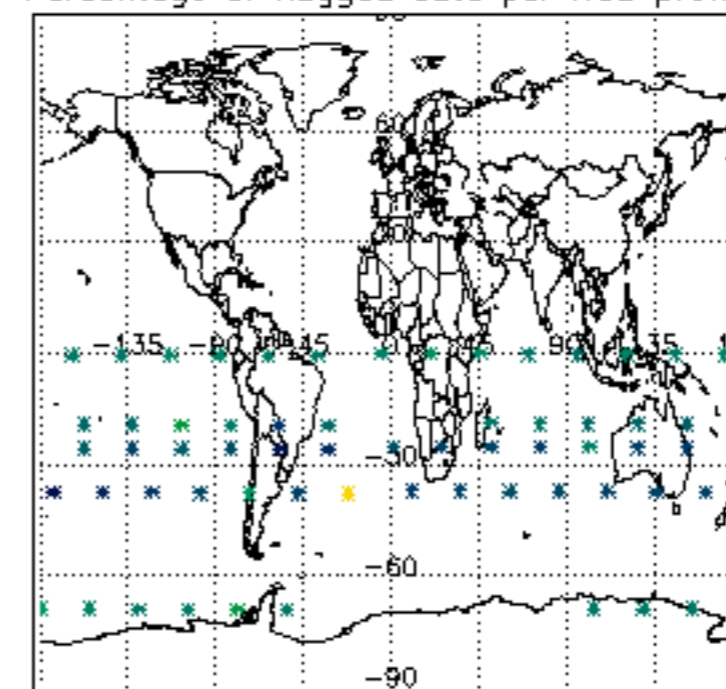
Percentage of flagged data per H2O profile

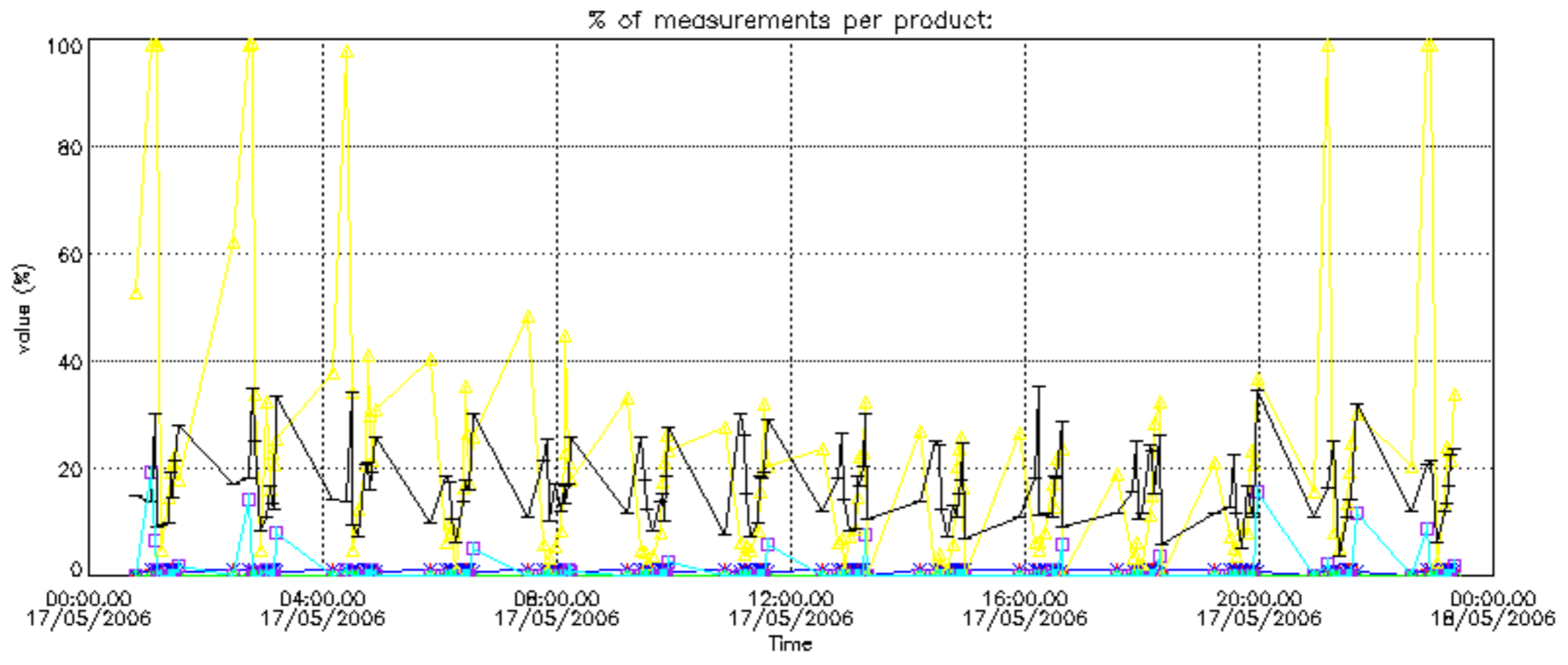


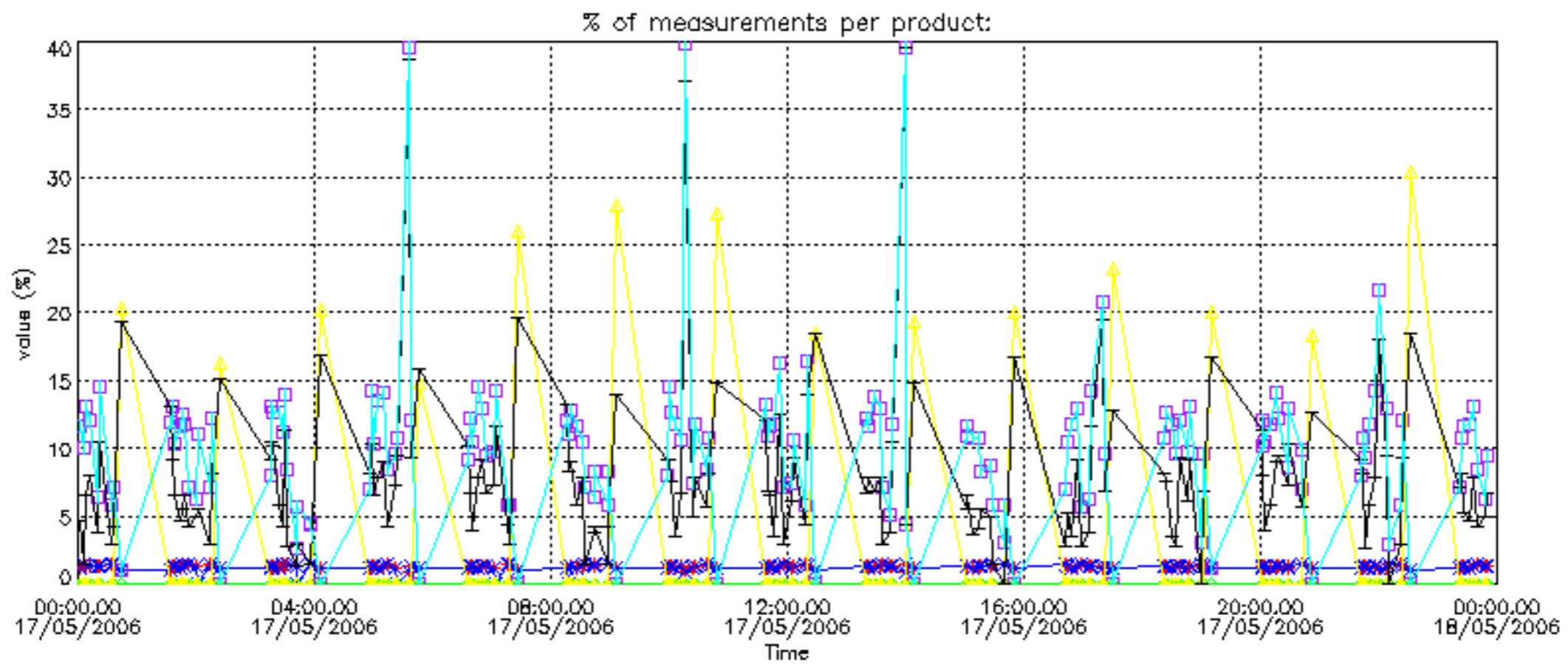
Percentage of flagged data per NO2 profile



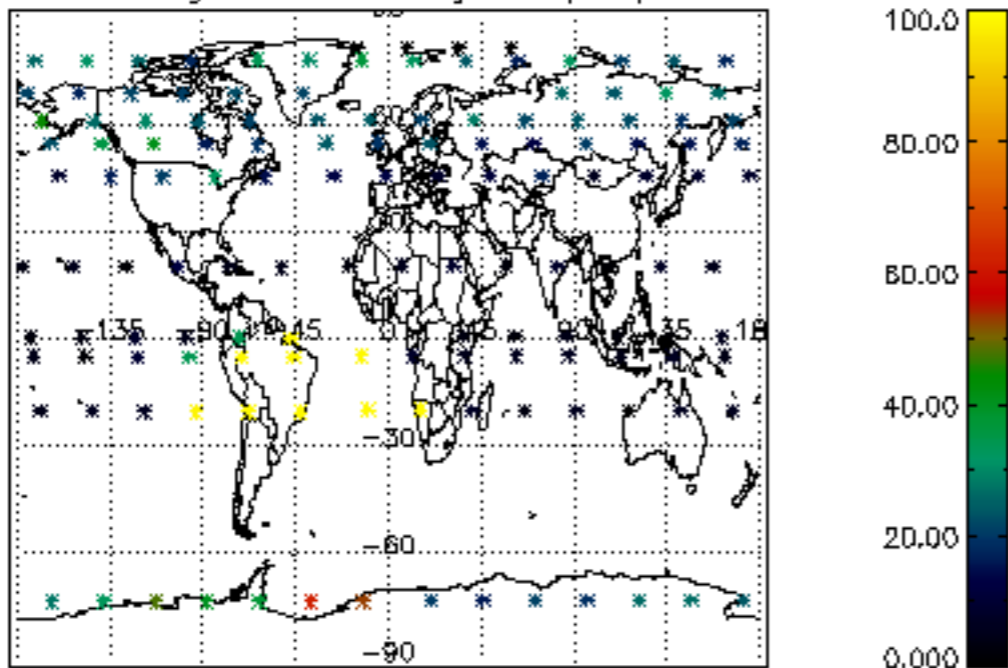
Percentage of flagged data per NO3 profile



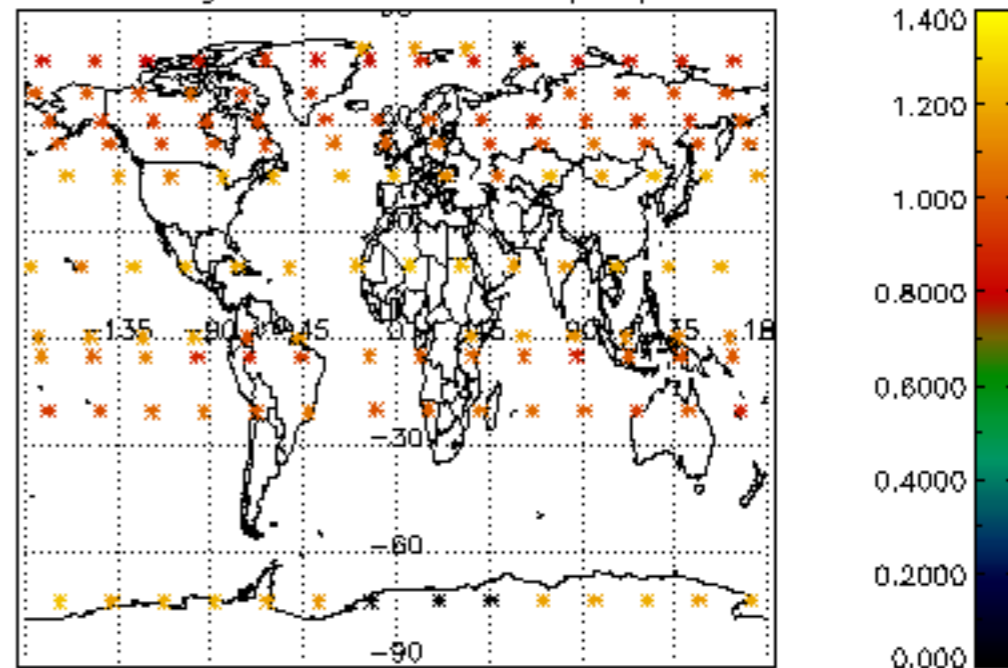




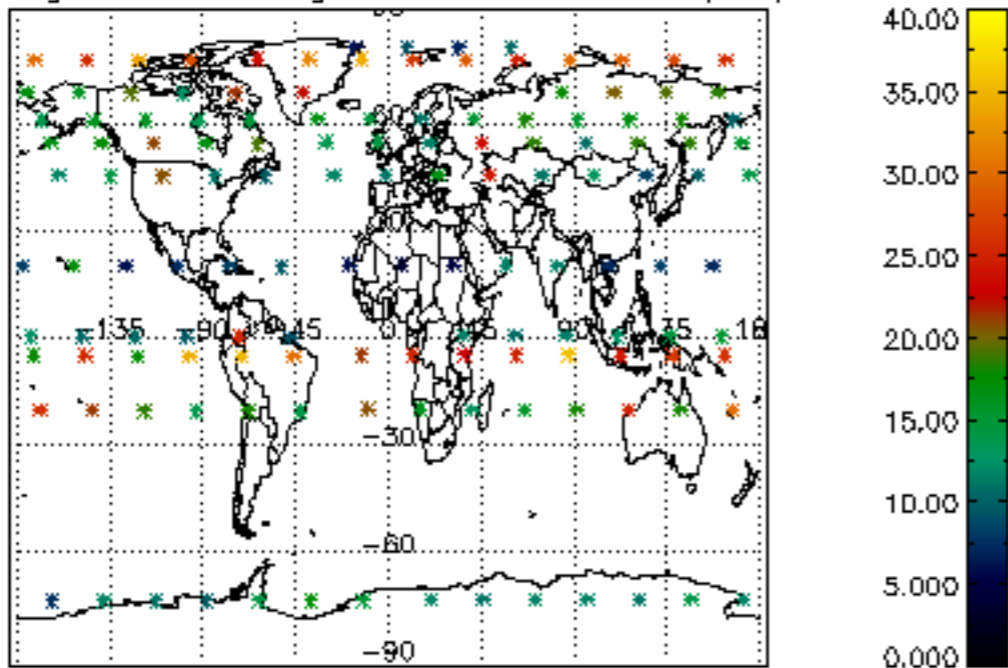
Percentage of cosmic ray hits per profile



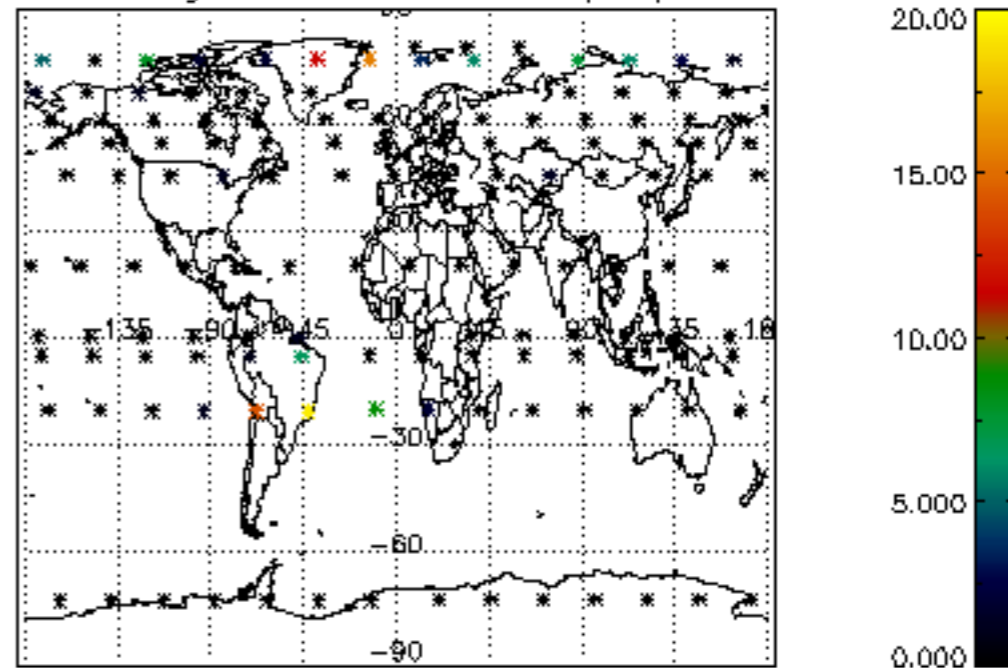
Percentage of datation errors per profile



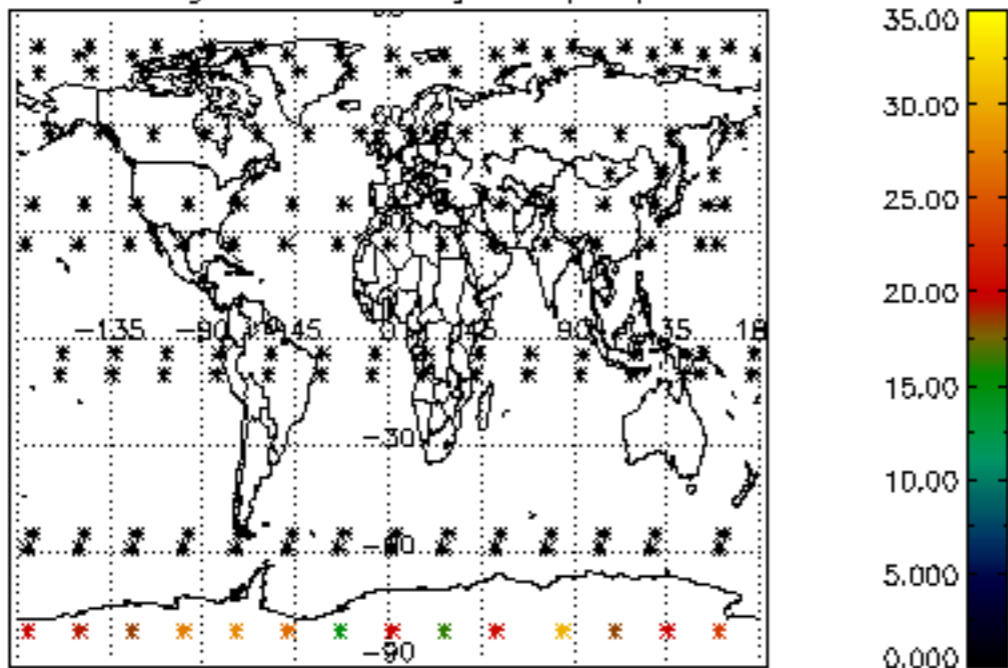
Percentage of star falling outside central band per profile



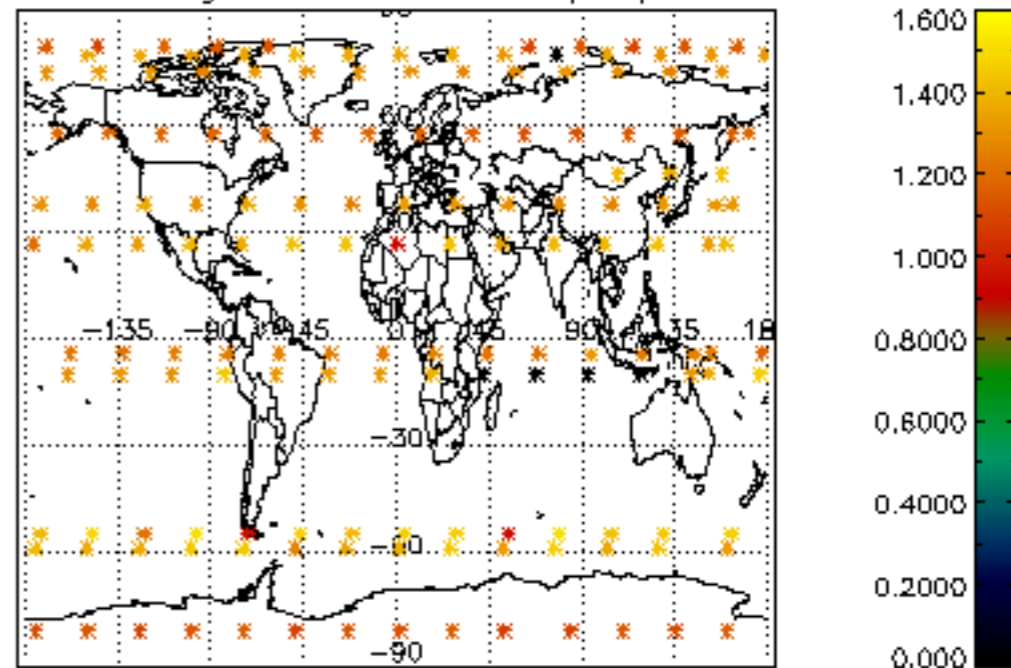
Percentage of saturation errors per profile



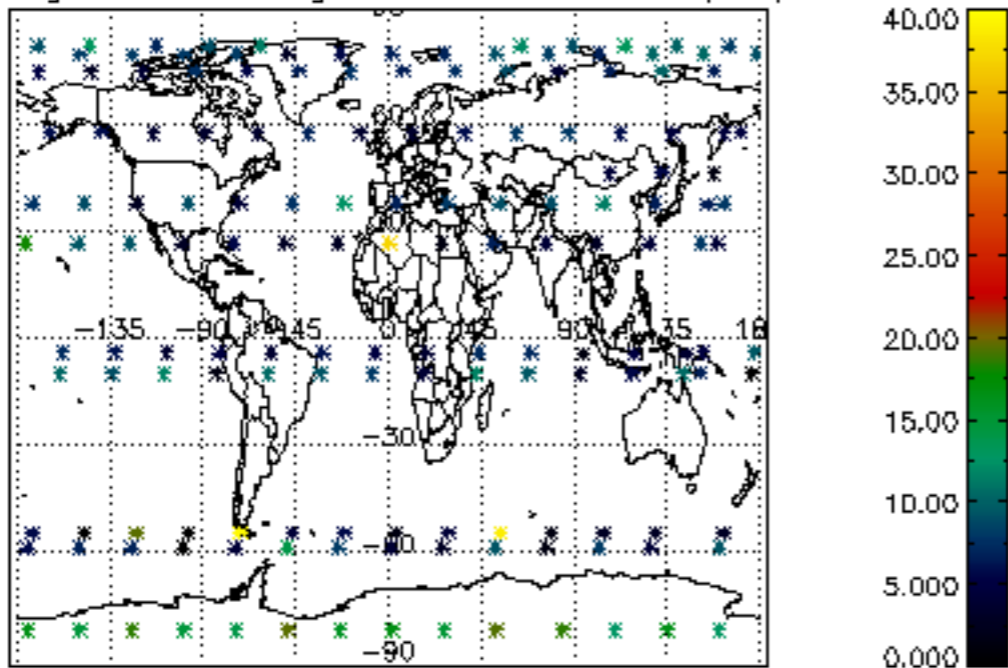
Percentage of cosmic ray hits per profile



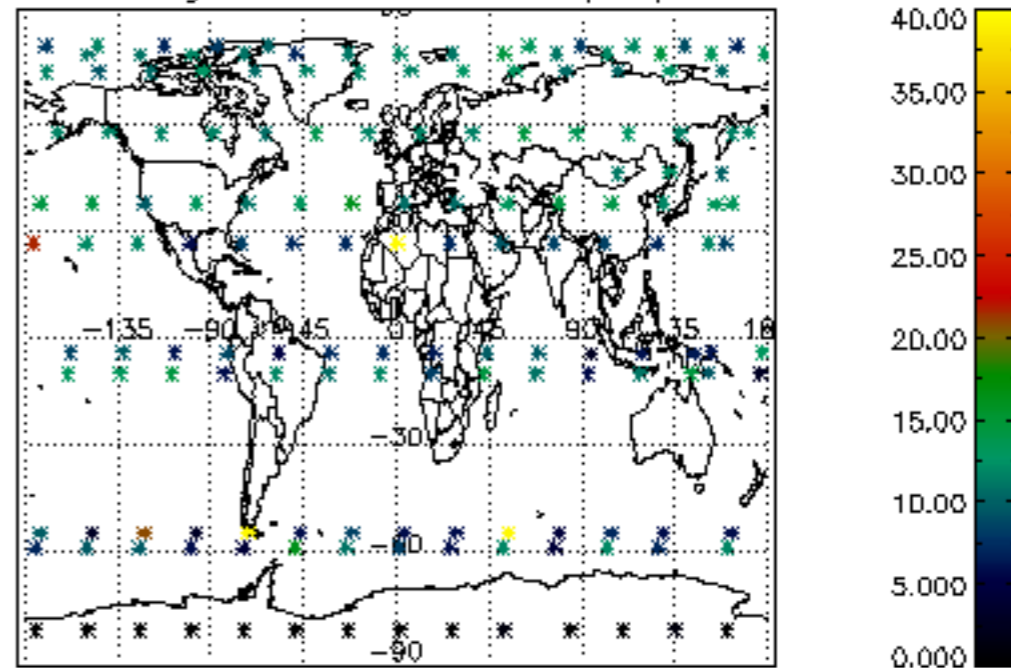
Percentage of datation errors per profile

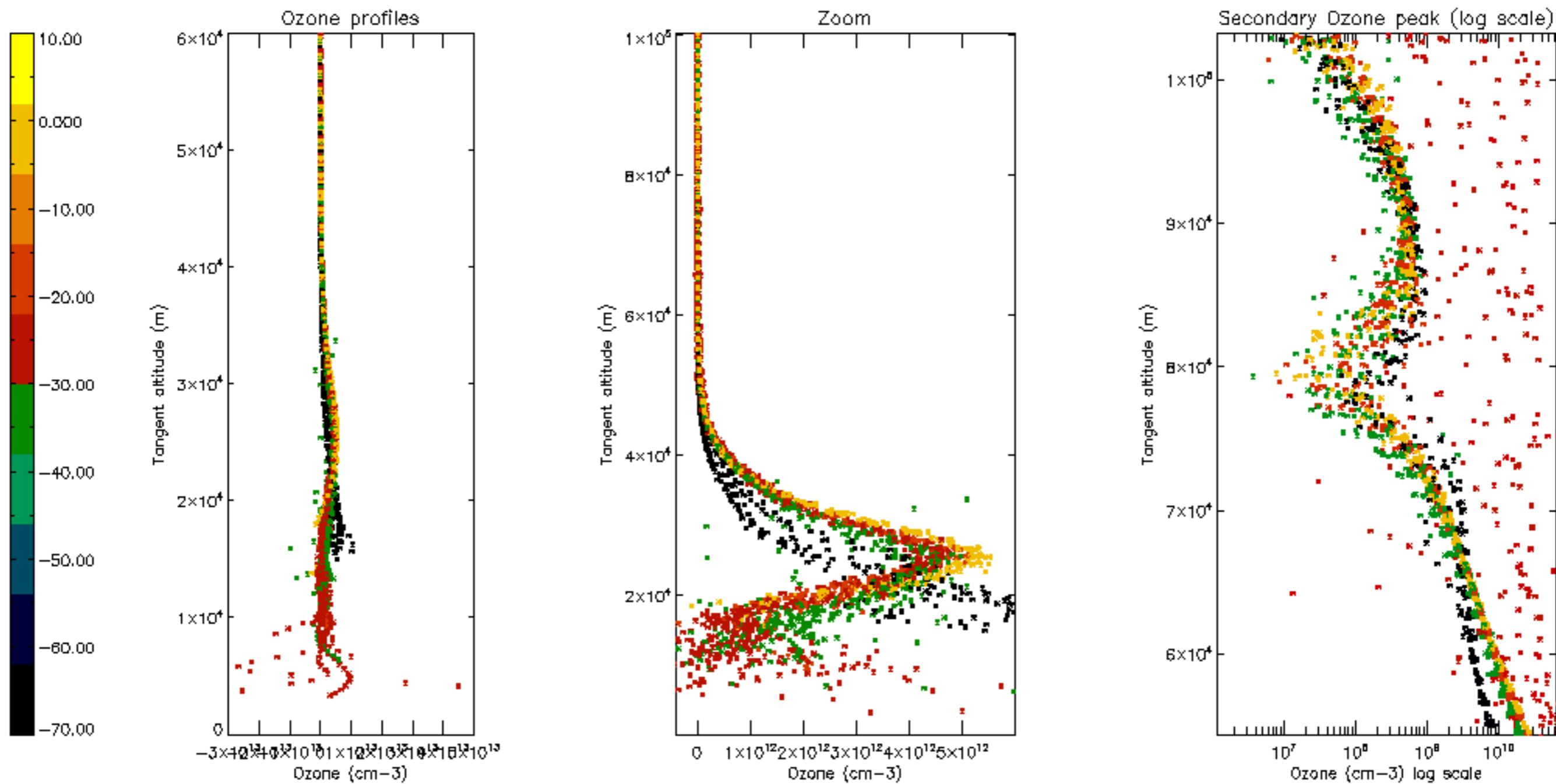


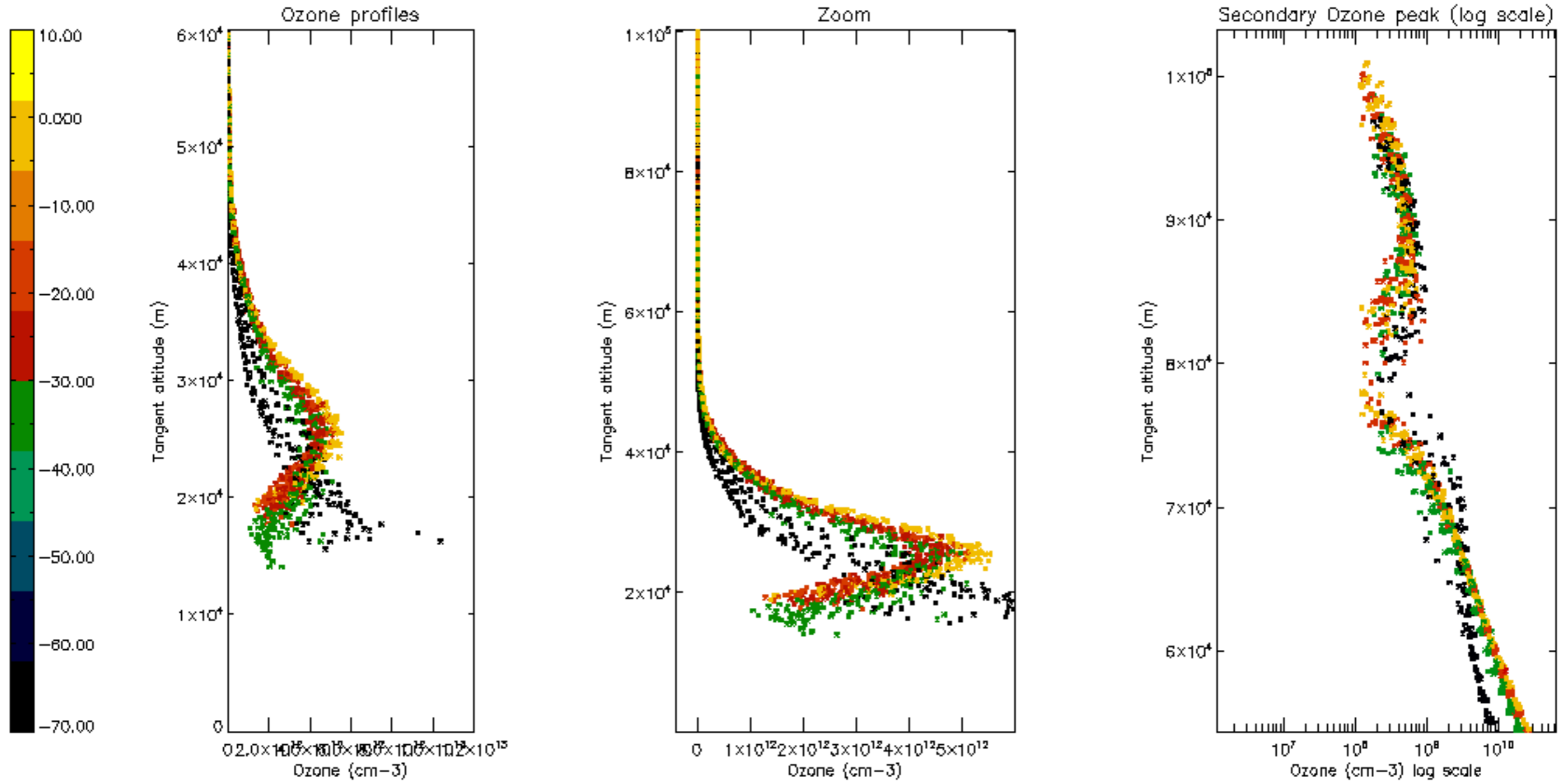
Percentage of star falling outside central band per profile

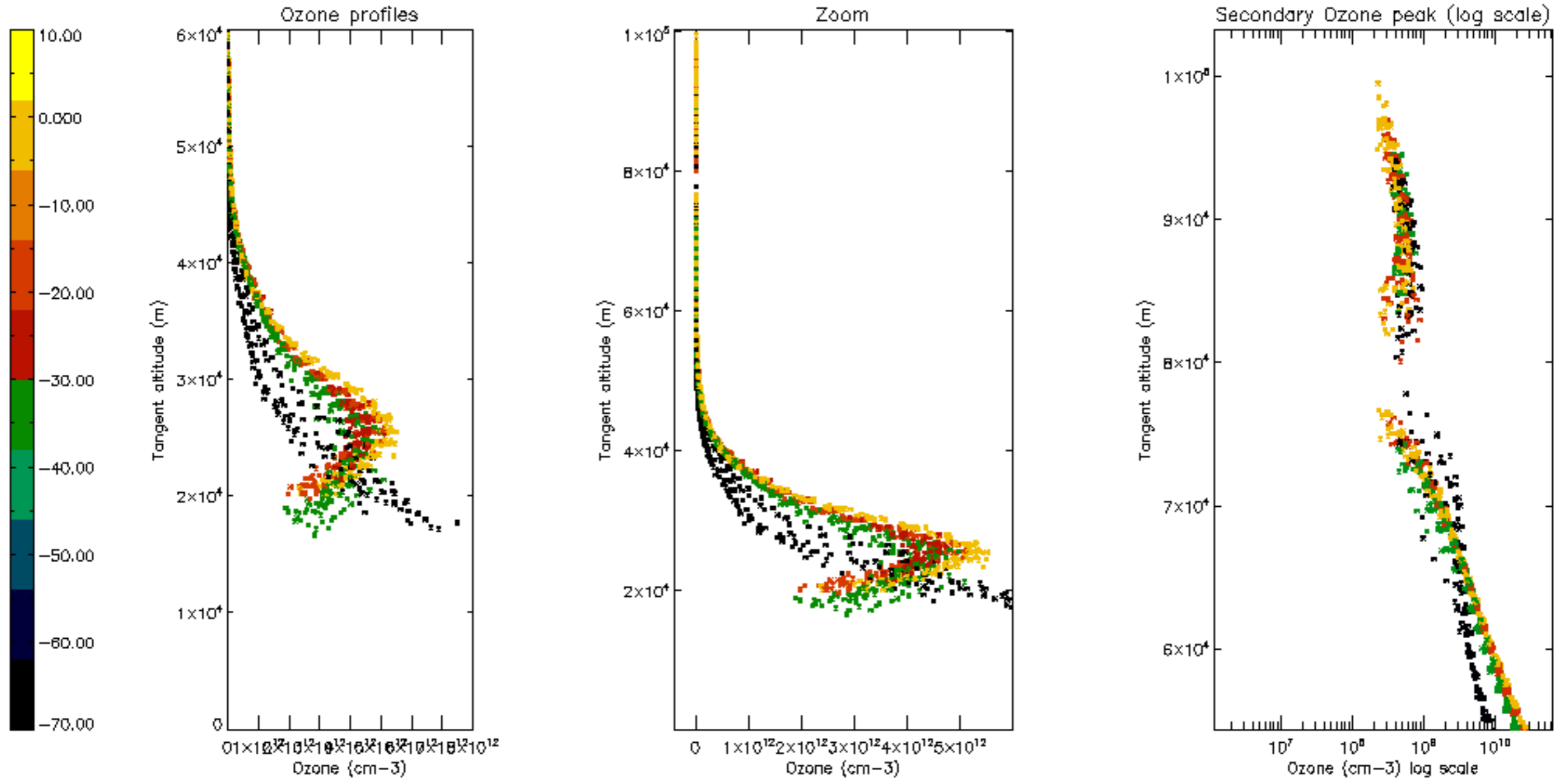


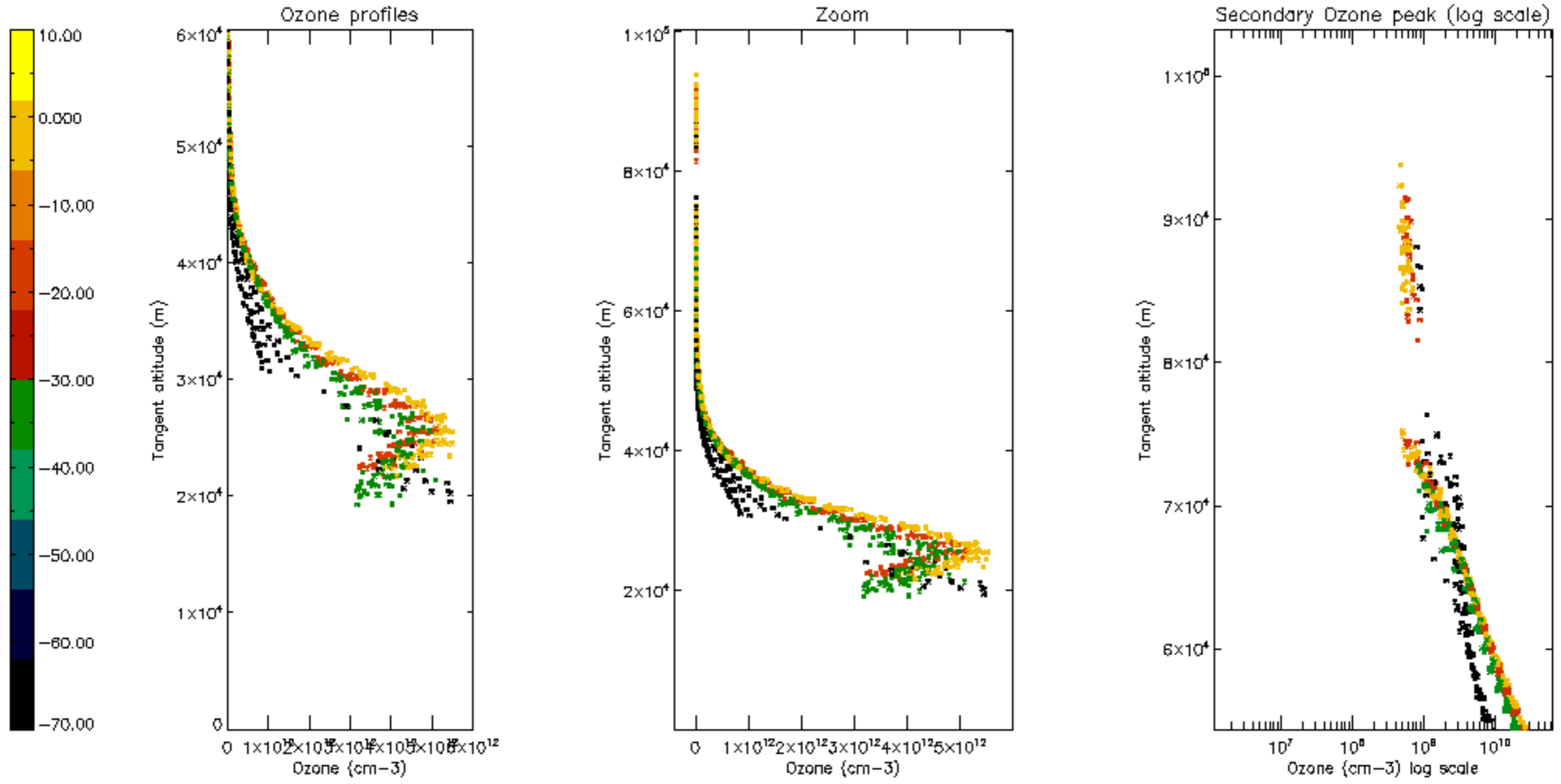
Percentage of saturation errors per profile

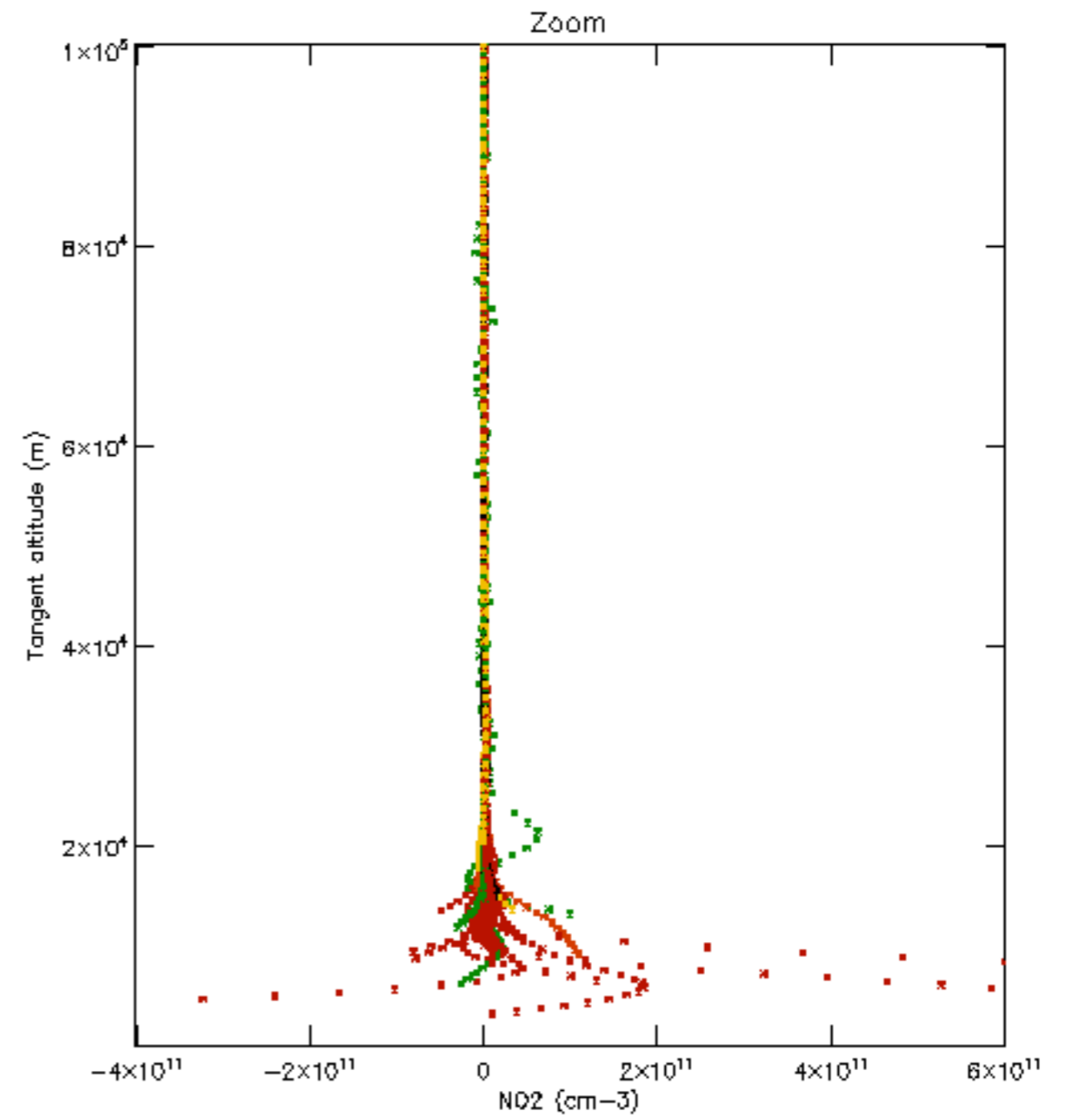
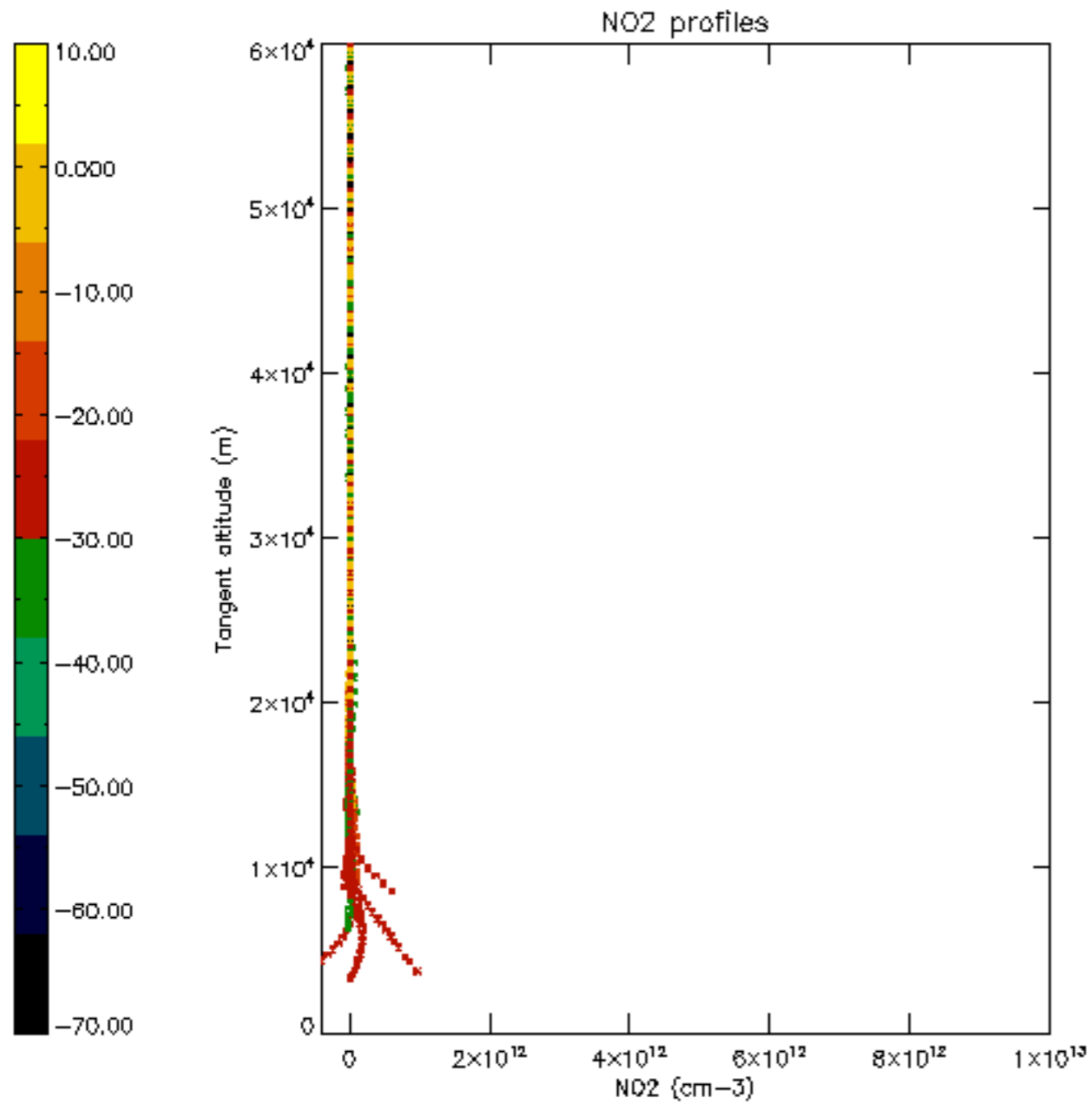


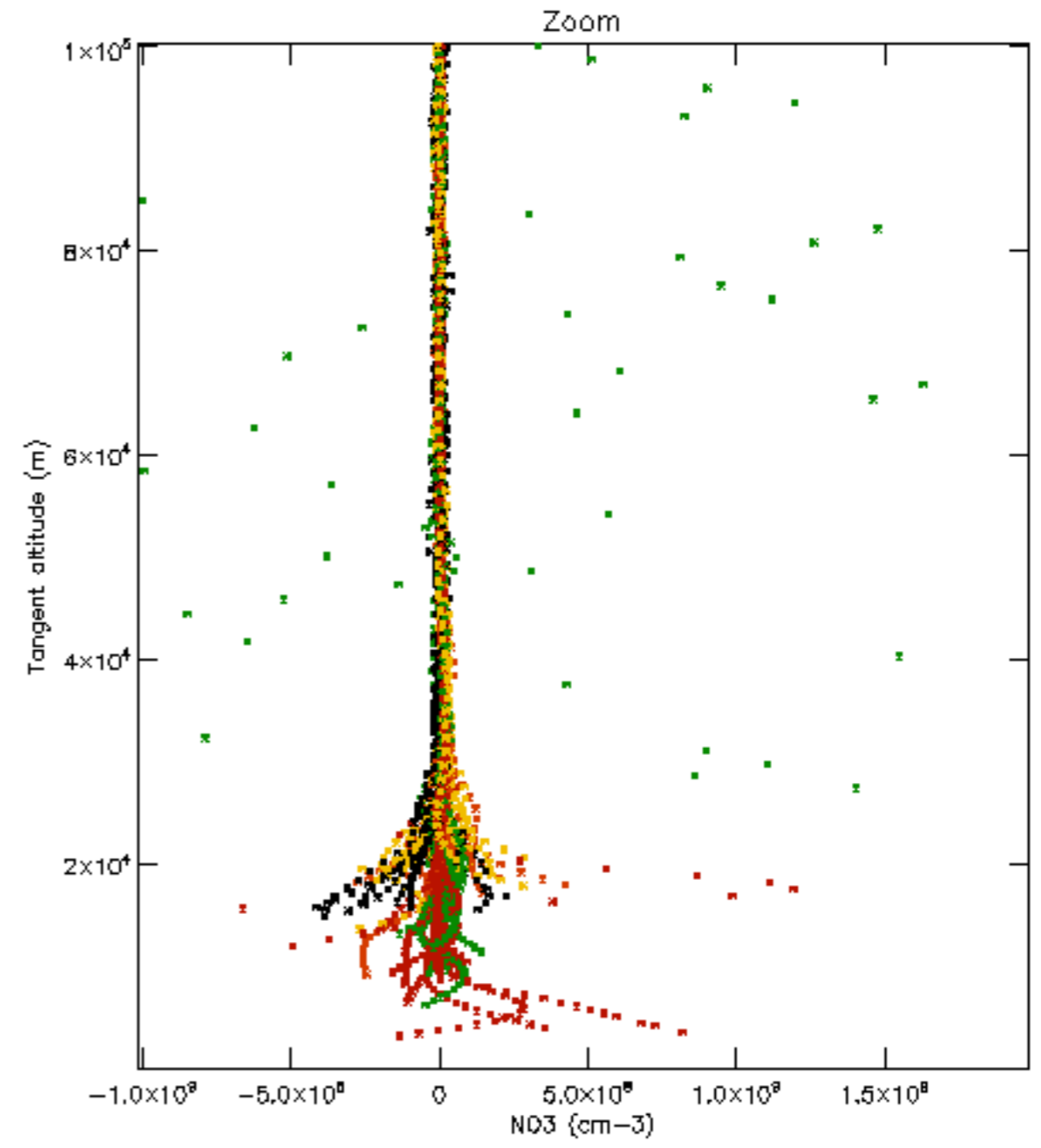
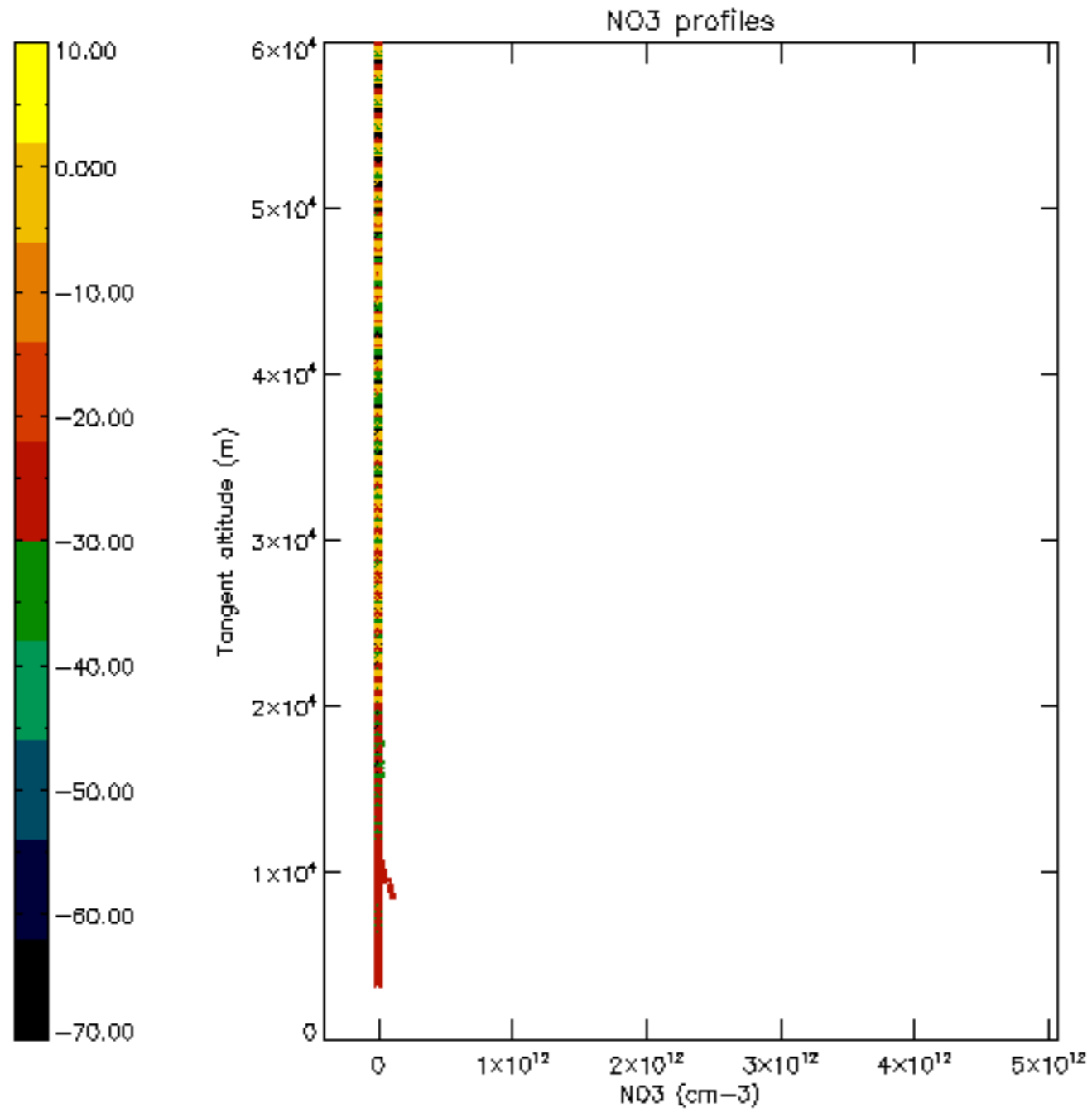


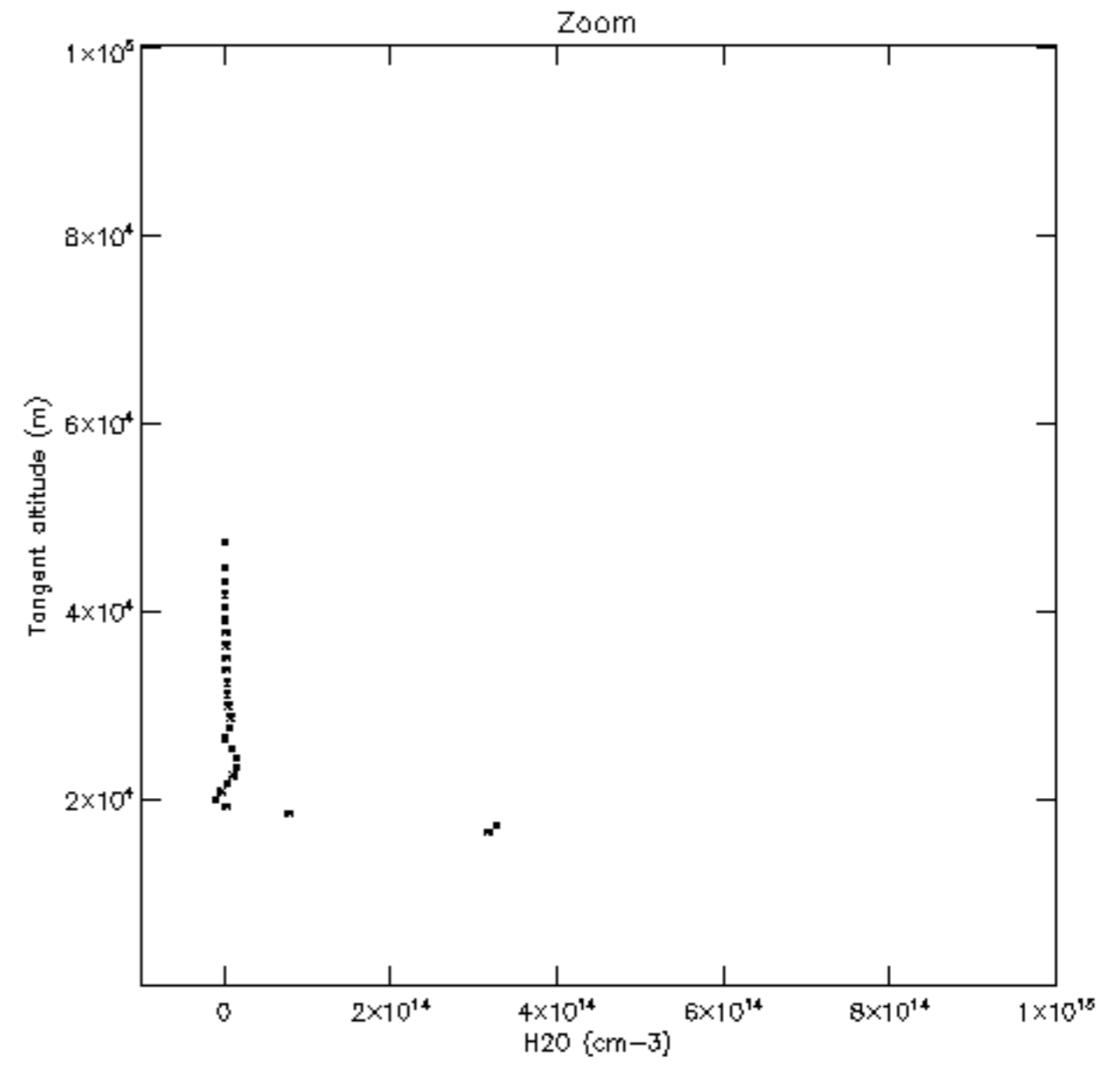
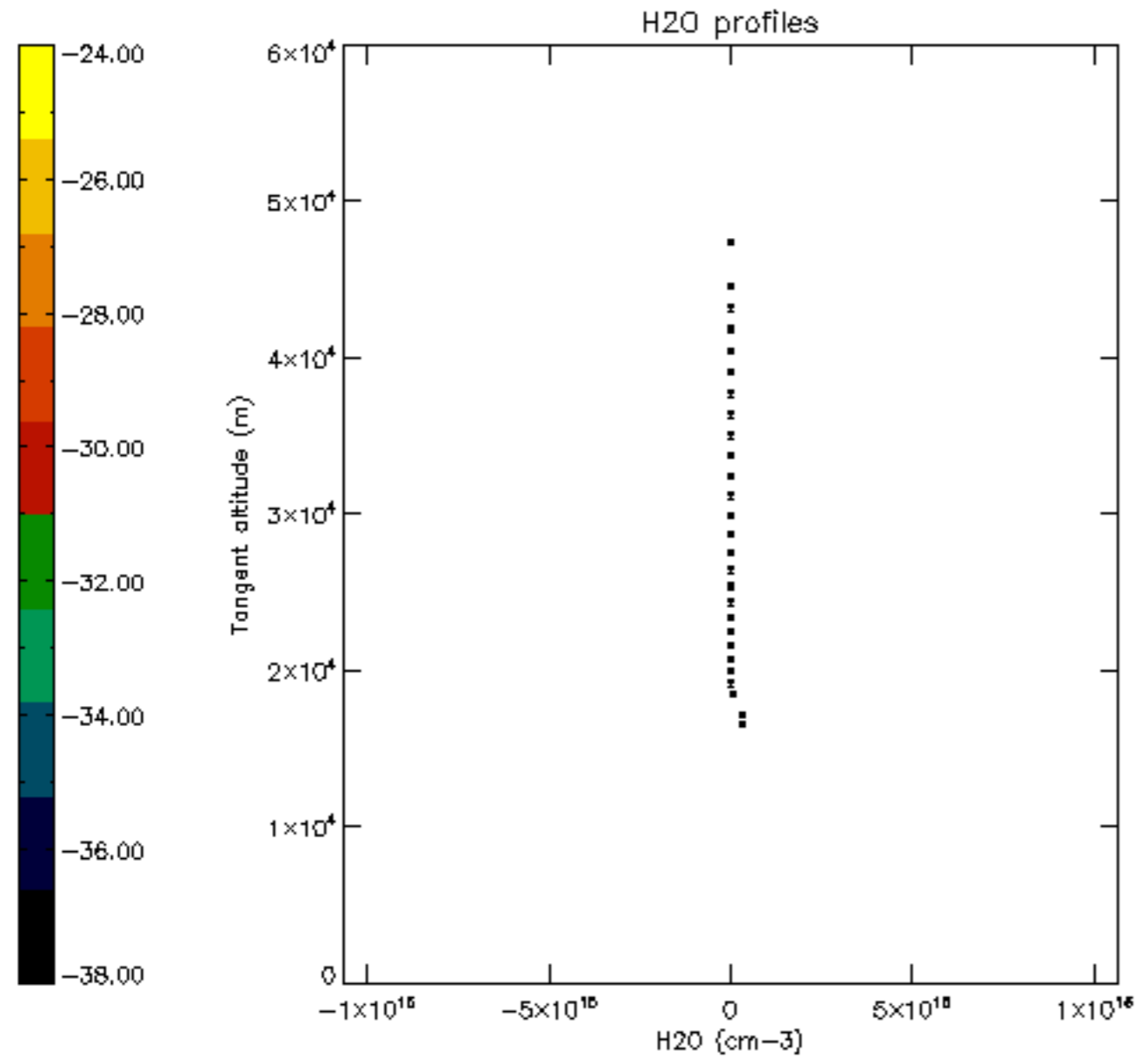


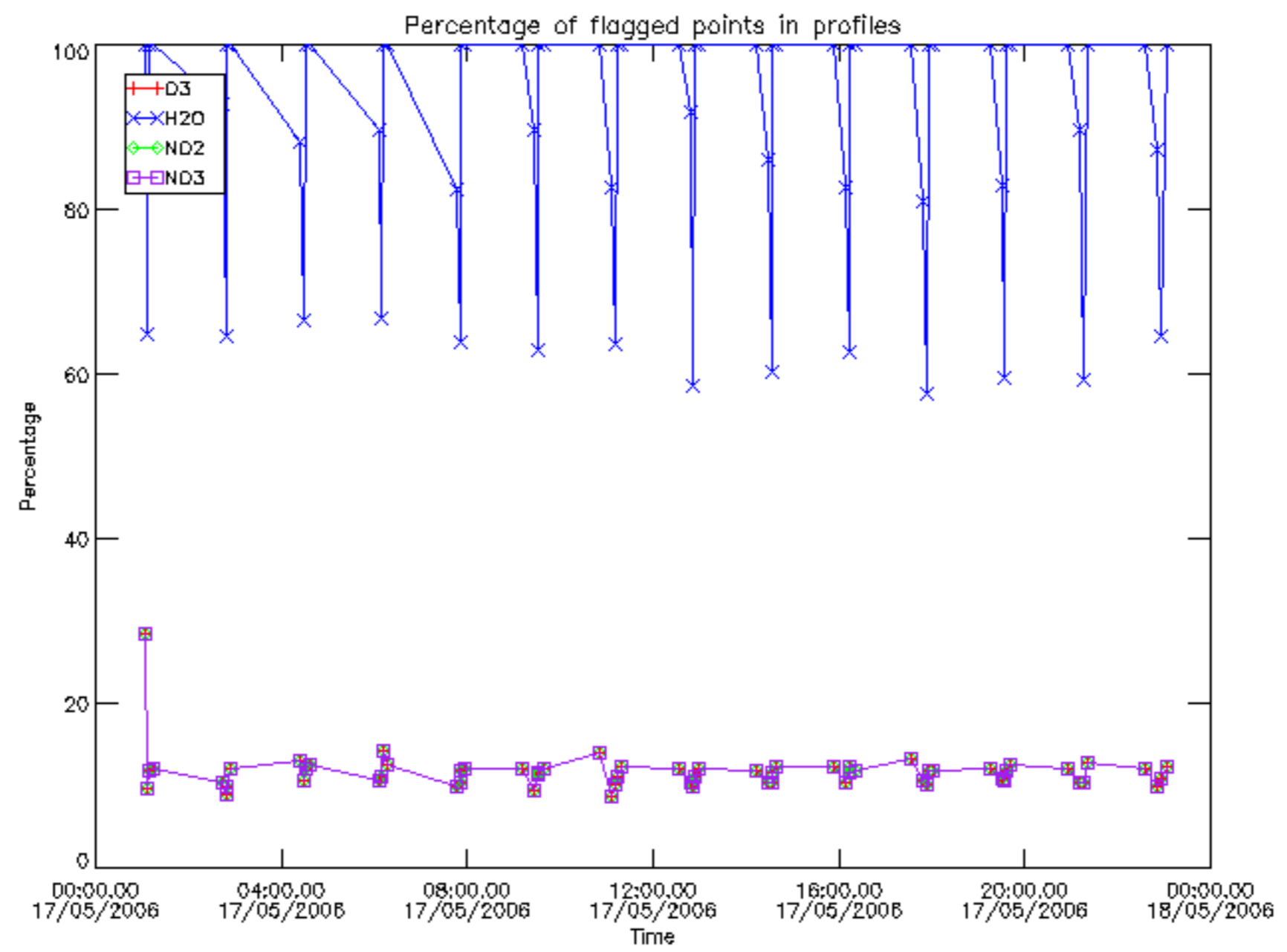




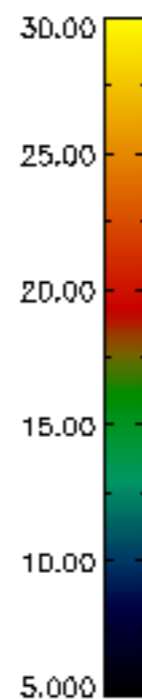
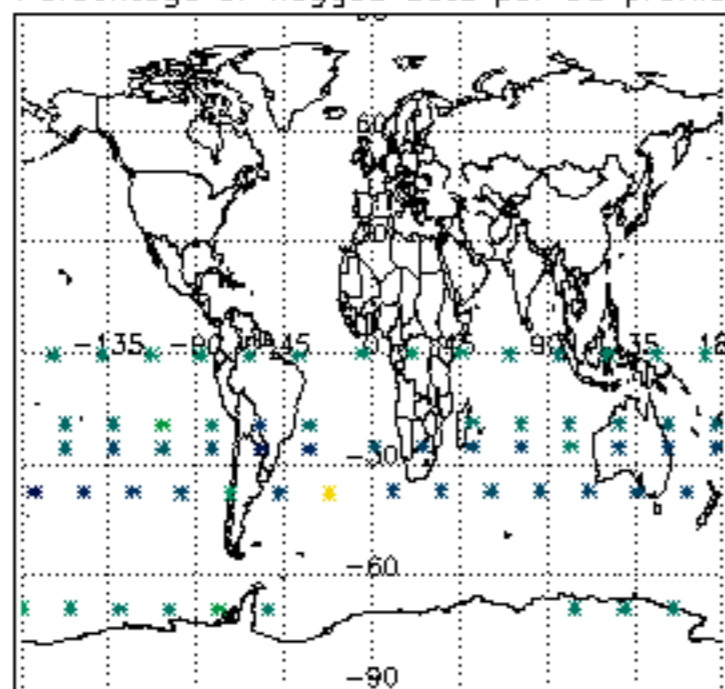




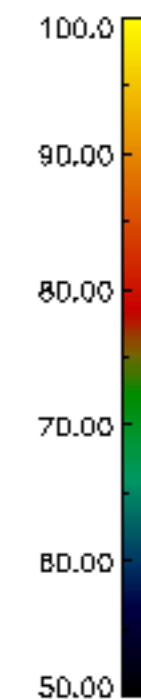
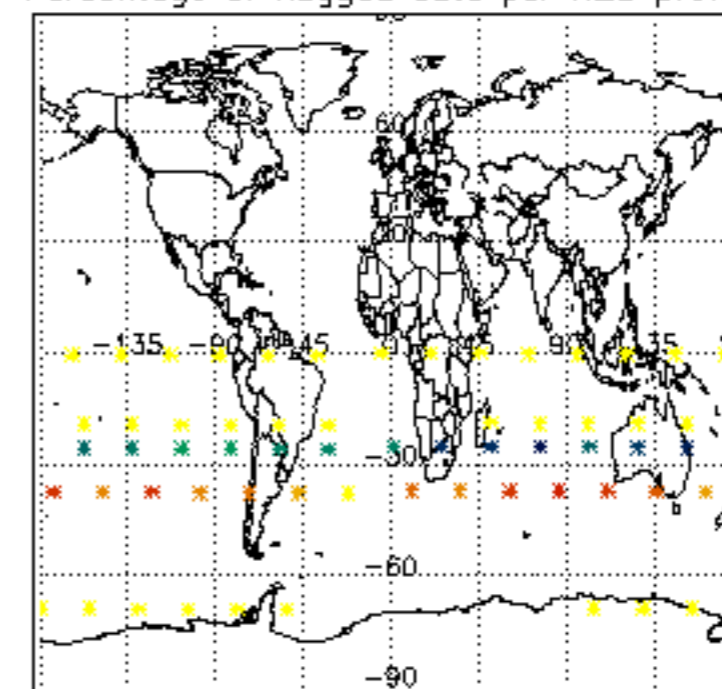




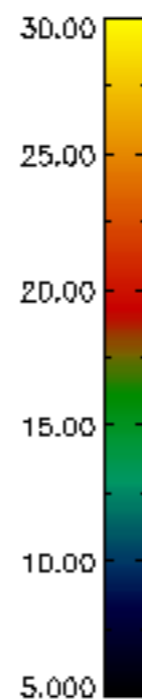
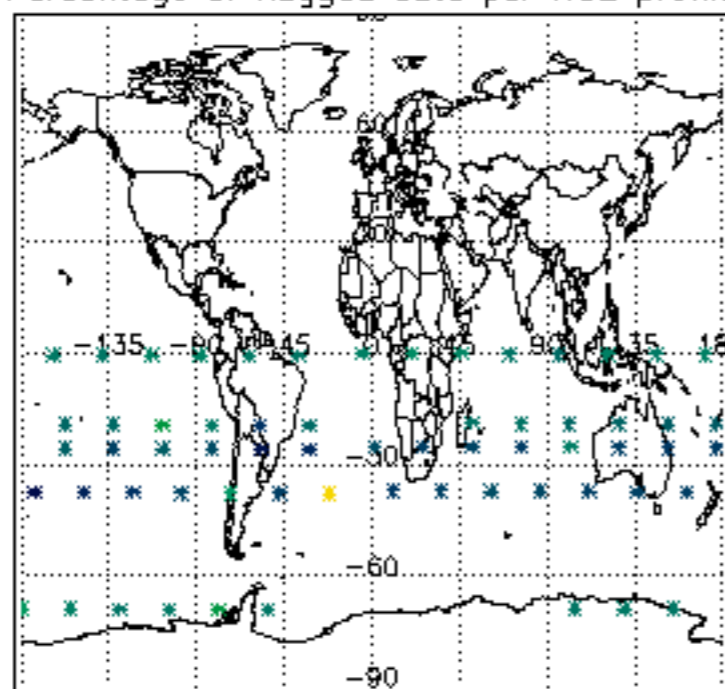
Percentage of flagged data per D3 profile



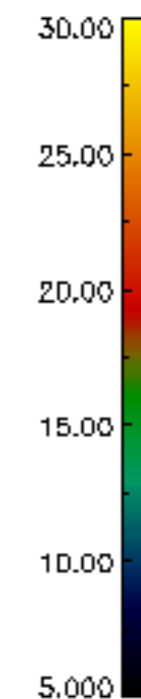
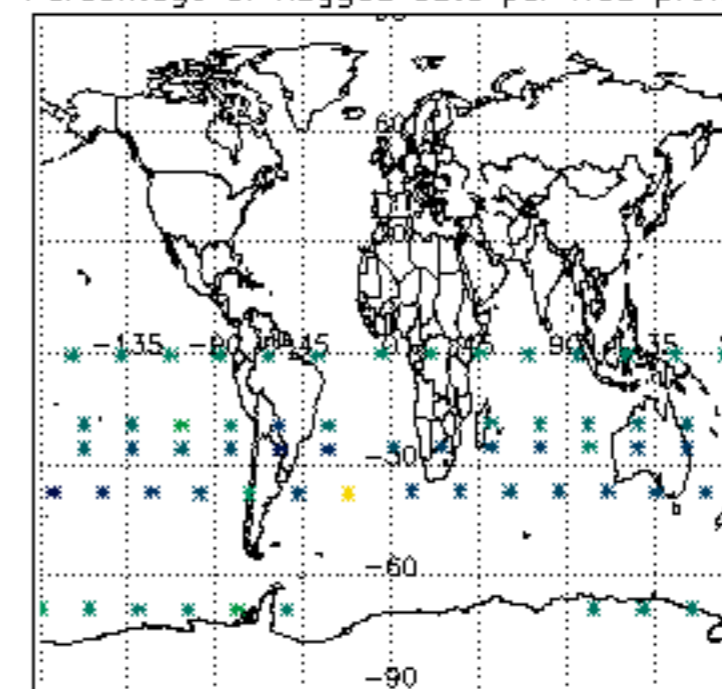
Percentage of flagged data per H2O profile

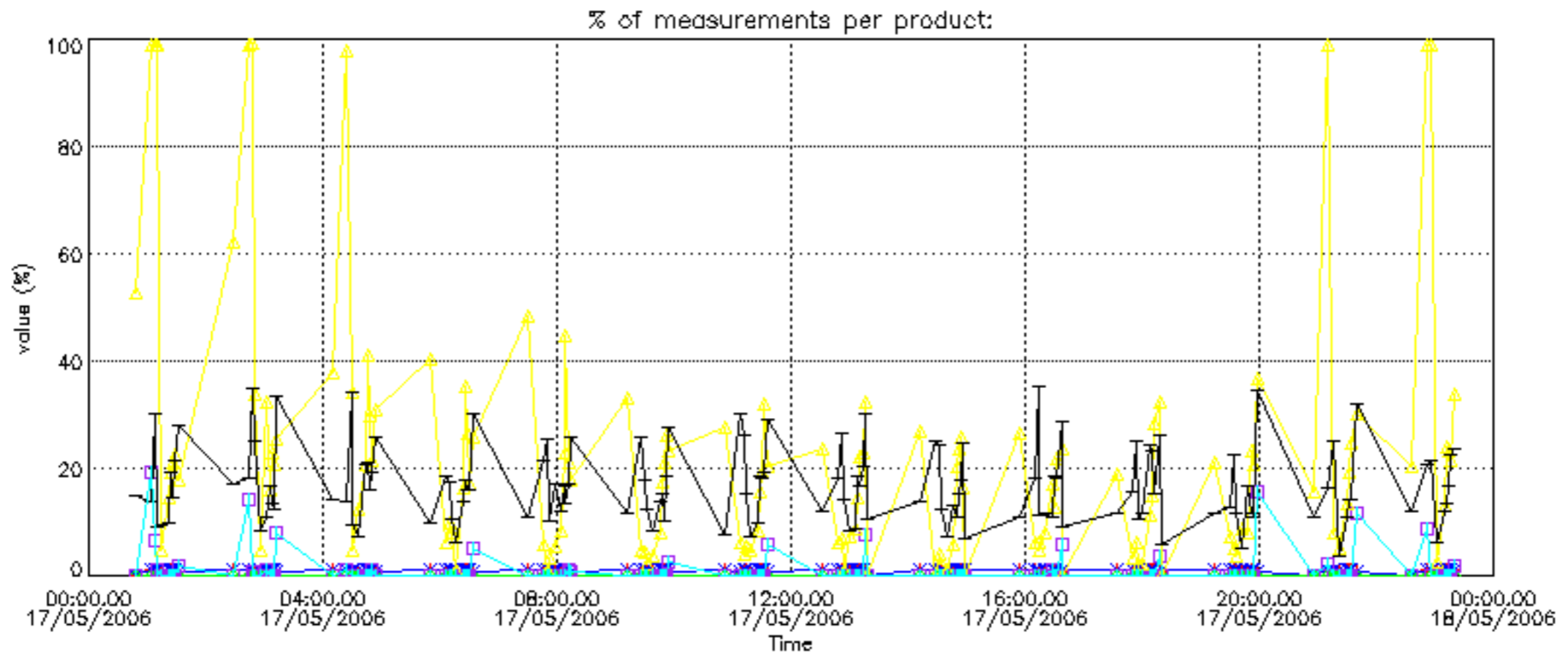


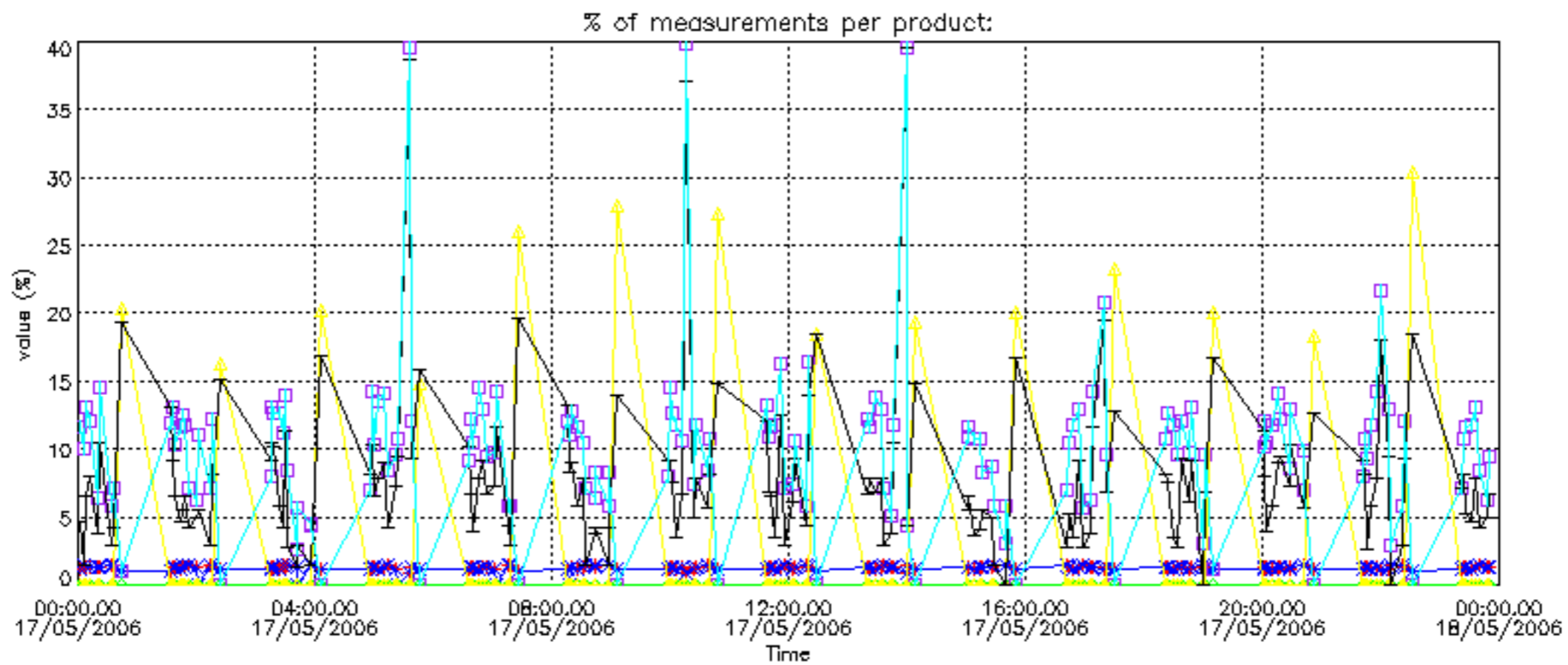
Percentage of flagged data per NO2 profile



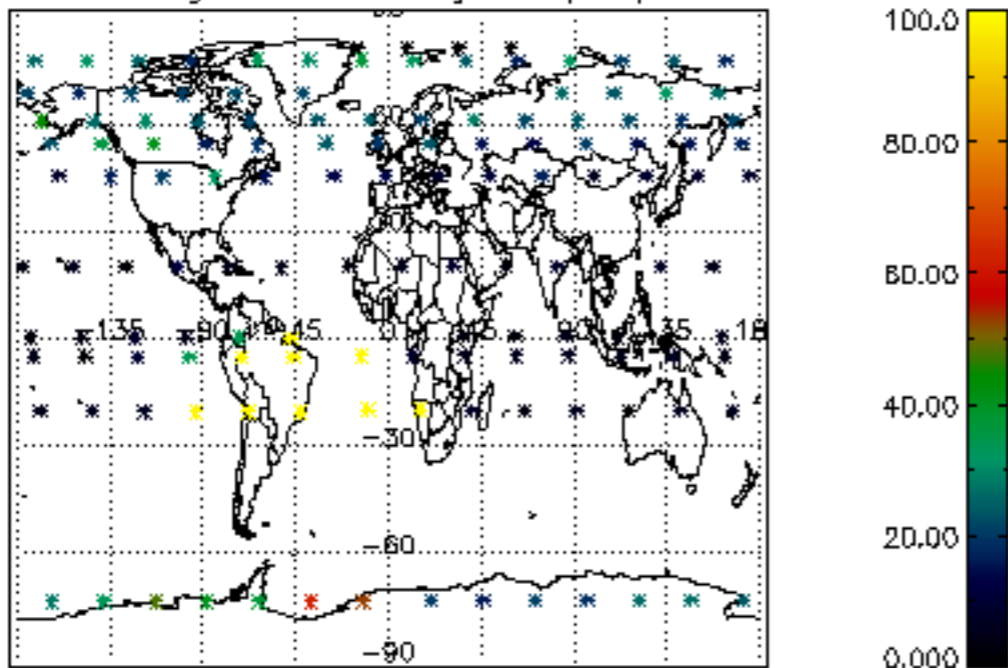
Percentage of flagged data per NO3 profile



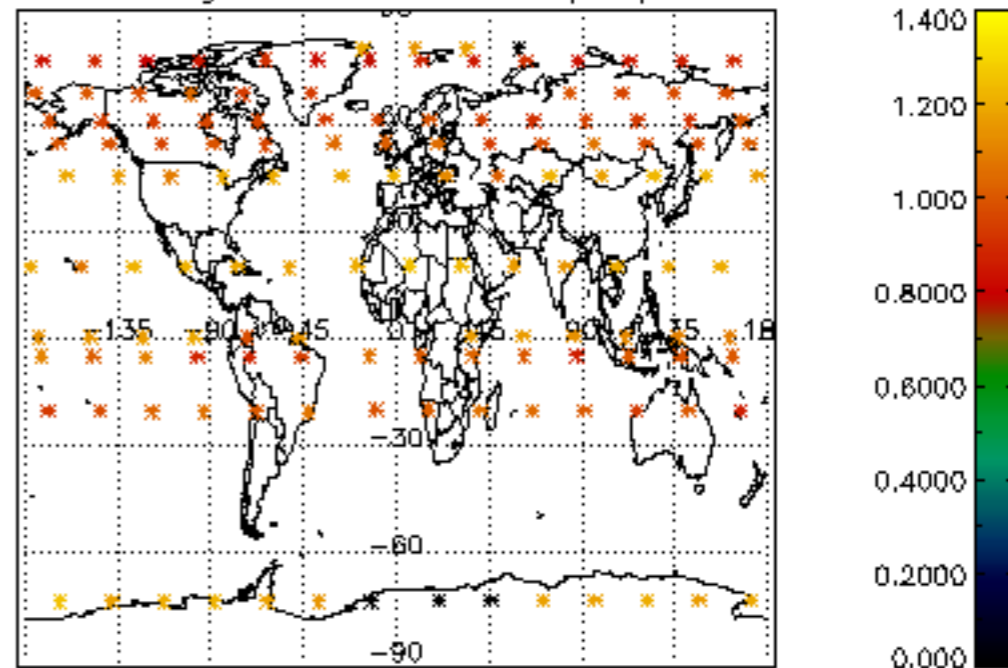




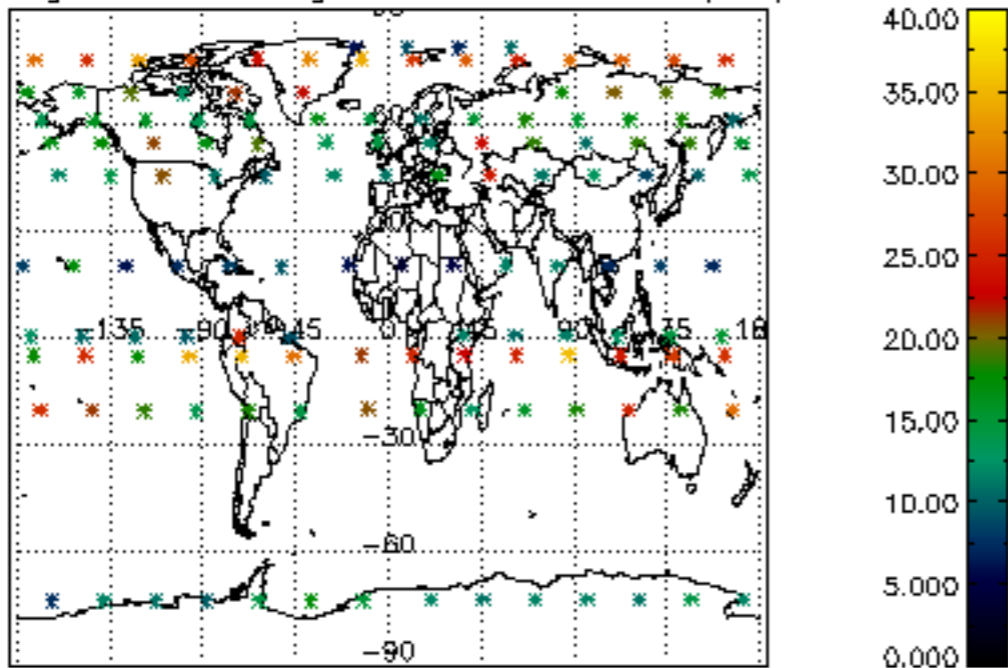
Percentage of cosmic ray hits per profile



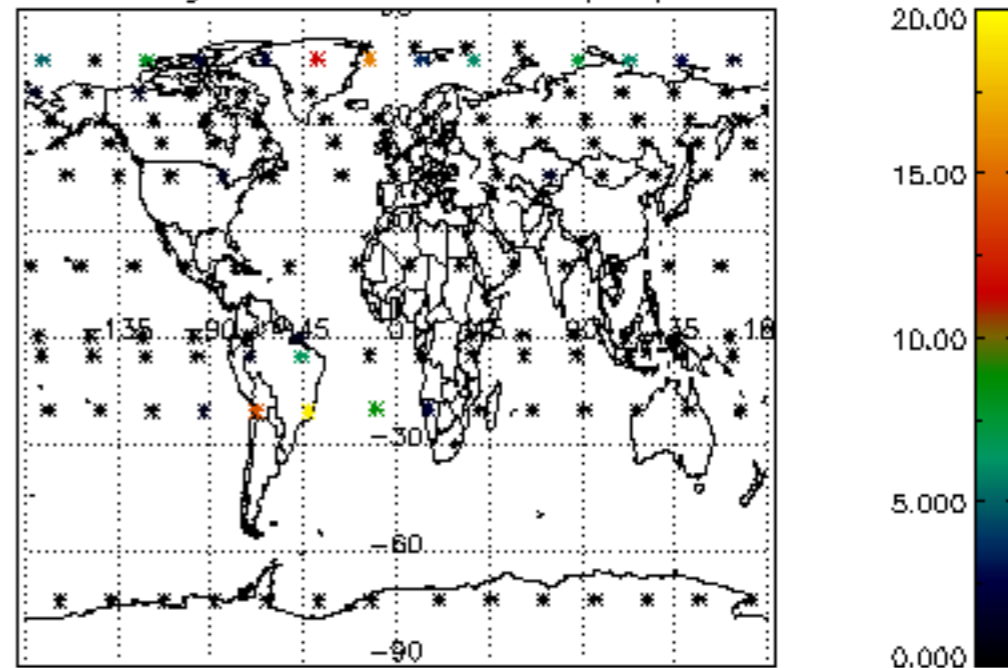
Percentage of datation errors per profile



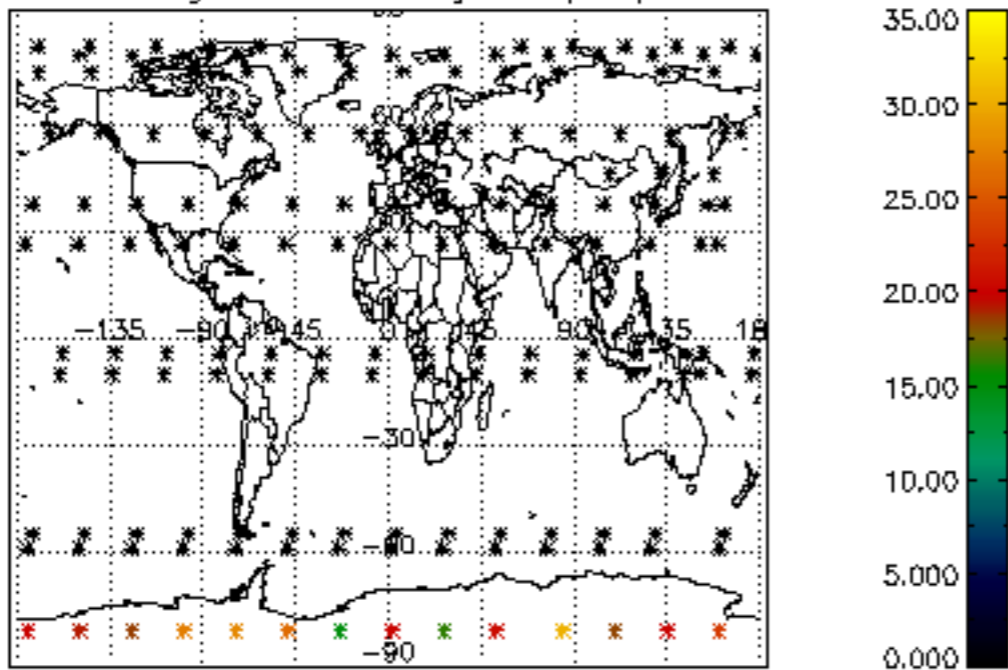
Percentage of star falling outside central band per profile



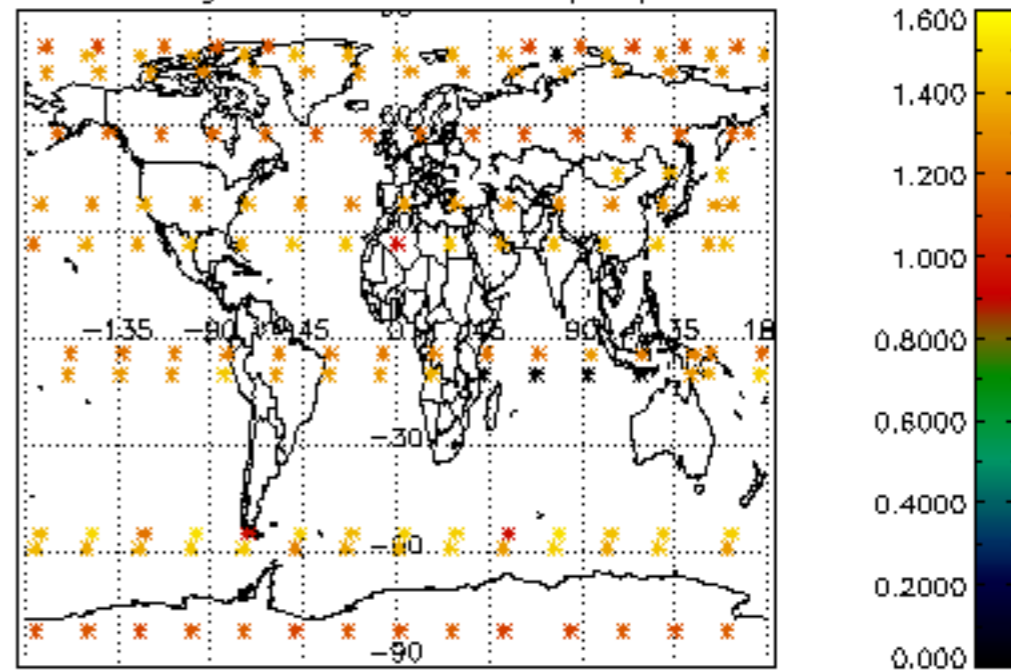
Percentage of saturation errors per profile



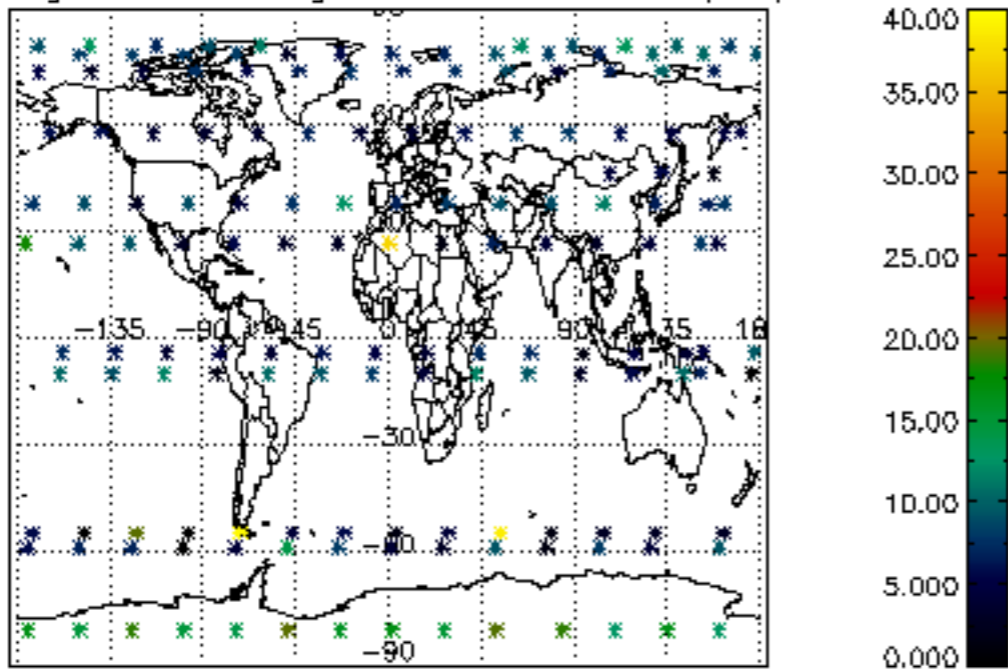
Percentage of cosmic ray hits per profile



Percentage of datation errors per profile



Percentage of star falling outside central band per profile



Percentage of saturation errors per profile

