

GOMOS Level 2 Daily Report

SUMMARY

[1. General Info](#)

[2. Summary of processed GOM_NL_2P products](#)

[3. Level 2 Quality information per product](#)

[3.1 Plot of level 2 quality information per product \(time dependant\)](#)

[3.2 Plot of level 2 quality information per product \(world map\)](#)

[4. Level 1 Quality information per product \(stored on level 2 products\)](#)

[4.1 Plot of level 1 quality information per product \(time dependant\)](#)

[4.1.1 Plot of level 1 quality information per product \(time dependant\): ASCENDING](#)

[4.1.2 Plot of level 1 quality information per product \(time dependant\): DESCENDING](#)

[4.2 Plot of level 1 quality information per product \(world map\)](#)

[4.2.1 Plot of level 1 quality information per product \(world map\): ASCENDING](#)

[4.2.2 Plot of level 1 quality information per product \(world map\): DESCENDING](#)

[5. Ozone profiles based on quality statistics and other trace gas profiles](#)

[5.1 Ozone statistics based on quality of products](#)

[5.2 Plot ozone profiles for all STD \(dark without errors\)](#)

[5.3 Plot ozone profiles where STD < 20% \(dark without errors\)](#)

[5.4. Plot ozone profiles where STD < 10% \(dark without errors\)](#)

[5.5. Plot ozone profiles where STD < 5% \(dark without errors\)](#)

[5.6 Plot NO2 profiles for all STD \(dark without errors\)](#)

[5.7 Plot NO3 profiles for all STD \(dark without errors\)](#)

[5.8 Plot H2O profiles \(only for occultations of stars 1,2,3,4,13,14,16,26,63 dark without errors\) for all STD](#)

[6. Auxiliary Data Files used for the production reported in section 2](#)

This report presents the daily analysis on parameters extracted from GOMOS level 2 data (GOM_NL__2P). It is intended to monitor some important parameters that will impact the quality of these products. A list of level 2 products (and content) that have arrived during the reporting day to the PCF is also given.

Item	Value
Time of report generation	23APR2013 21:11:06
Data source version	GOMOS/6.01
Start time of products	16-05-2006 (16MAY2006 00:00:00)
Stop time of products	17-05-2006 (17MAY2006 00:00:00)
Store outputs in DB	Yes
Nb of level 2 prods	314
Nb of prods with errors	0

2. Summary of processed GOM_NL__2P products.

Nr	Filename	UTC Start time	Limb	Duration	Star Id	Star Name	Star Mag	Star Temp	Nb Meas	Orbit	Prod. error
1	GOM_NL__2PRFIN20060516_000010_000000432047_00402_21999_9905.N1	16-MAY-2006 00:00:10	Dark	43.000	31	Alp Gru	1.7340	15200.	86	21999	No
2	GOM_NL__2PRFIN20060516_000543_000000412047_00403_22000_9885.N1	16-MAY-2006 00:05:43	Dark	40.500	45	Alp Pav	1.9400	26000.	81	22000	No
3	GOM_NL__2PRFIN20060516_001255_000000482047_00403_22000_9886.N1	16-MAY-2006 00:12:55	Straylight	47.500	141	Bet Ara	2.8400	4600.0	95	22000	No
4	GOM_NL__2PRFIN20060516_001529_000000512047_00403_22000_9887.N1	16-MAY-2006 00:15:29	Straylight	50.500	40	The Sco	1.8590	7100.0	101	22000	No
5	GOM_NL__2PRFIN20060516_001721_000000292047_00403_22000_9888.N1	16-MAY-2006 00:17:21	Straylight	29.000	25	35Lam Sco	1.6200	28000.	58	22000	No
6	GOM_NL__2PRFIN20060516_001942_000000542047_00403_22000_9889.N1	16-MAY-2006 00:19:42	Twilight	53.500	75	26Eps Sco	2.2910	4250.0	107	22000	No
7	GOM_NL__2PRFIN20060516_002248_000000642047_00403_22000_9890.N1	16-MAY-2006 00:22:48	Twilight	64.000	16	21Alp Sco	1.0200	3000.0	128	22000	No
8	GOM_NL__2PRFIN20060516_002525_000000452047_00403_22000_9891.N1	16-MAY-2006 00:25:25	Bright	45.000	97	8Bet1Sco	2.5610	30000.	90	22000	No
9	GOM_NL__2PRFIN20060516_002714_000000392047_00403_22000_9892.N1	16-MAY-2006 00:27:14	Bright	39.000	122	9Alp2Lib	2.7470	9700.0	78	22000	No
10	GOM_NL__2PRFIN20060516_002905_000000402047_00403_22000_9893.N1	16-MAY-2006 00:29:05	Bright	40.000	104	27Bet Lib	2.6140	13100.	80	22000	No
11	GOM_NL__2PRFIN20060516_003733_000000362047_00403_22000_9894.N1	16-MAY-2006 00:37:33	Bright	36.000	3	16Alp Boo	-0.050000	4250.0	72	22000	No
12	GOM_NL__2PRFIN20060516_004001_000000402047_00403_22000_9895.N1	16-MAY-2006 00:40:01	Bright	40.000	83		2.3780	11000.	80	22000	No
13	GOM_NL__2PRFIN20060516_004310_000000372047_00403_22000_9896.N1	16-MAY-2006 00:43:10	Bright	36.500	180	27Gam Boo	3.0400	8000.0	73	22000	No
14	GOM_NL__2PRFIN20060516_005151_000000412047_00403_22000_9897.N1	16-MAY-2006 00:51:51	Bright	41.000	119	14Eta Dra	2.7270	4700.0	82	22000	No
15	GOM_NL__2PRFIN20060516_005322_000000402047_00403_22000_9898.N1	16-MAY-2006 00:53:22	Bright	39.500	60	7Bet UMi	2.0810	3950.0	79	22000	No
16	GOM_NL__2PRFIN20060516_010556_000000532047_00403_22000_9899.N1	16-MAY-2006 01:05:56	Bright	53.000	76	27Gam Cas	2.3000	30000.	106	22000	No
17	GOM_NL__2PRFIN20060516_010710_000000362047_00403_22000_9900.N1	16-MAY-2006 01:07:10	Bright	36.000	68	18Alp Cas	2.2250	4500.0	72	22000	No
18	GOM_NL__2PRFIN20060516_011532_000000452047_00403_22000_9901.N1	16-MAY-2006 01:15:32	Bright	44.500	58	21Alp And	2.0730	11000.	89	22000	No
19	GOM_NL__2PRFIN20060516_011942_000000412047_00403_22000_9902.N1	16-MAY-2006 01:19:42	Twilight	41.000	140	88Gam Peg	2.8340	26000.	82	22000	No
20	GOM_NL__2PRFIN20060516_013457_000000512047_00403_22000_9903.N1	16-MAY-2006 01:34:57	Dark	50.500	18	24Alp PsA	1.1660	9700.0	101	22000	No
21	GOM_NL__2PRFIN20060516_013918_000000552047_00403_22000_9904.N1	16-MAY-2006 01:39:18	Dark	54.500	63	Bet Gru	2.1500	2800.0	109	22000	No
22	GOM_NL__2PRFIN20060516_014620_000000422047_00404_22001_9886.N1	16-MAY-2006 01:46:20	Dark	41.500	45	Alp Pav	1.9400	26000.	83	22001	No
23	GOM_NL__2PRFIN20060516_015332_000000472047_00404_22001_9887.N1	16-MAY-2006 01:53:32	Straylight	46.500	141	Bet Ara	2.8400	4600.0	93	22001	No
24	GOM_NL__2PRFIN20060516_015605_000000502047_00404_22001_9888.N1	16-MAY-2006 01:56:05	Straylight	49.500	40	The Sco	1.8590	7100.0	99	22001	No
25	GOM_NL__2PRFIN20060516_015757_000000292047_00404_22001_9889.N1	16-MAY-2006 01:57:57	Straylight	29.000	25	35Lam Sco	1.6200	28000.	58	22001	No
26	GOM_NL__2PRFIN20060516_020018_000000522047_00404_22001_9890.N1	16-MAY-2006 02:00:18	Twilight	51.500	75	26Eps Sco	2.2910	4250.0	103	22001	No
27	GOM_NL__2PRFIN20060516_020324_000000602047_00404_22001_9891.N1	16-MAY-2006 02:03:24	Twilight	59.500	16	21Alp Sco	1.0200	3000.0	119	22001	No
28	GOM_NL__2PRFIN20060516_020601_000000472047_00404_22001_9892.N1	16-MAY-2006 02:06:01	Bright	47.000	97	8Bet1Sco	2.5610	30000.	94	22001	No
29	GOM_NL__2PRFIN20060516_020750_000000382047_00404_22001_9893.N1	16-MAY-2006 02:07:50	Bright	38.000	122	9Alp2Lib	2.7470	9700.0	76	22001	No
30	GOM_NL__2PRFIN20060516_020941_000000402047_00404_22001_9894.N1	16-MAY-2006 02:09:41	Bright	40.000	104	27Bet Lib	2.6140	13100.	80	22001	No
31	GOM_NL__2PRFIN20060516_021809_000000372047_00404_22001_9895.N1	16-MAY-2006 02:18:09	Bright	36.500	3	16Alp Boo	-0.050000	4250.0	73	22001	No
32	GOM_NL__2PRFIN20060516_022037_000000382047_00404_22001_9896.N1	16-MAY-2006 02:20:37	Bright	37.500	83		2.3780	11000.	75	22001	No
33	GOM_NL__2PRFIN20060516_022345_000000362047_00404_22001_9897.N1	16-MAY-2006 02:23:45	Bright	35.500	180	27Gam Boo	3.0400	8000.0	71	22001	No
34	GOM_NL__2PRFIN20060516_023227_000000402047_00404_22001_9898.N1	16-MAY-2006 02:32:27	Bright	40.000	119	14Eta Dra	2.7270	4700.0	80	22001	No
35	GOM_NL__2PRFIN20060516_023357_000000342047_00404_22001_9899.N1	16-MAY-2006 02:33:57	Bright	34.000	60	7Bet UMi	2.0810	3950.0	68	22001	No
36	GOM_NL__2PRFIN20060516_024632_000000502047_00404_22001_9900.N1	16-MAY-2006 02:46:32	Bright	49.500	76	27Gam Cas	2.3000	30000.	99	22001	No
37	GOM_NL__2PRFIN20060516_024746_000000402047_00404_22001_9901.N1	16-MAY-2006 02:47:46	Bright	40.000	68	18Alp Cas	2.2250	4500.0	80	22001	No
38	GOM_NL__2PRFIN20060516_025609_000000432047_00404_22001_9902.N1	16-MAY-2006 02:56:09	Bright	43.000	58	21Alp And	2.0730	11000.	86	22001	No
39	GOM_NL__2PRFIN20060516_030018_000000432047_00404_22001_9903.N1	16-MAY-2006 03:00:18	Twilight	42.500	140	88Gam Peg	2.8340	26000.	85	22001	No
40	GOM_NL__2PRFIN20060516_031533_000000492047_00404_22001_9904.N1	16-MAY-2006 03:15:33	Dark	48.500	18	24Alp PsA	1.1660	9700.0	97	22001	No
41	GOM_NL__2PRFIN20060516_031955_000000562047_00404_22001_9905.N1	16-MAY-2006 03:19:55	Dark	56.000	63	Bet Gru	2.1500	2800.0	112	22001	No
42	GOM_NL__2PRFIN20060516_032657_000000422047_00405_22002_9887.N1	16-MAY-2006 03:26:57	Dark	42.000	45	Alp Pav	1.9400	26000.	84	22002	No

43	GOM_NL__2PRFIN20060516_033408_000000412047_00405_22002_9888.N1	16-MAY-2006 03:34:08	Straylight	40.500	141	Bet Ara	2.8400	4600.0	81	22002	No
44	GOM_NL__2PRFIN20060516_033642_000000512047_00405_22002_9889.N1	16-MAY-2006 03:36:42	Straylight	51.000	40	The Sco	1.8590	7100.0	102	22002	No
45	GOM_NL__2PRFIN20060516_033834_000000332047_00405_22002_9890.N1	16-MAY-2006 03:38:34	Straylight	33.000	25	35Lam Sco	1.6200	28000.	66	22002	No
46	GOM_NL__2PRFIN20060516_034054_000000522047_00405_22002_9891.N1	16-MAY-2006 03:40:54	Tw_i_and_stray	52.000	75	26Eps Sco	2.2910	4250.0	104	22002	No
47	GOM_NL__2PRFIN20060516_034400_000000642047_00405_22002_9892.N1	16-MAY-2006 03:44:00	Tw_i_and_stray	63.500	16	21Alp Sco	1.0200	3000.0	127	22002	No
48	GOM_NL__2PRFIN20060516_034637_000000432047_00405_22002_9893.N1	16-MAY-2006 03:46:37	Bright	43.000	97	8Bet1Sco	2.5610	30000.	86	22002	No
49	GOM_NL__2PRFIN20060516_034826_000000382047_00405_22002_9894.N1	16-MAY-2006 03:48:26	Bright	37.500	122	9Alp2Lib	2.7470	9700.0	75	22002	No
50	GOM_NL__2PRFIN20060516_035018_000000402047_00405_22002_9895.N1	16-MAY-2006 03:50:18	Bright	39.500	104	27Bet Lib	2.6140	13100.	79	22002	No
51	GOM_NL__2PRFIN20060516_035537_000000322047_00405_22002_9896.N1	16-MAY-2006 03:55:37	Bright	32.000	102	24Alp Ser	2.6000	4250.0	64	22002	No
52	GOM_NL__2PRFIN20060516_035845_000000362047_00405_22002_9897.N1	16-MAY-2006 03:58:45	Bright	35.500	3	16Alp Boo	-0.050000	4250.0	71	22002	No
53	GOM_NL__2PRFIN20060516_040113_000000402047_00405_22002_9898.N1	16-MAY-2006 04:01:13	Bright	40.000	83		2.3780	11000.	80	22002	No
54	GOM_NL__2PRFIN20060516_040421_000000362047_00405_22002_9899.N1	16-MAY-2006 04:04:21	Bright	36.000	180	27Gam Boo	3.0400	8000.0	72	22002	No
55	GOM_NL__2PRFIN20060516_041302_000000412047_00405_22002_9900.N1	16-MAY-2006 04:13:02	Bright	41.000	119	14Eta Dra	2.7270	4700.0	82	22002	No
56	GOM_NL__2PRFIN20060516_041433_000000372047_00405_22002_9901.N1	16-MAY-2006 04:14:33	Bright	37.000	60	7Bet UMi	2.0810	3950.0	74	22002	No
57	GOM_NL__2PRFIN20060516_042708_000000342047_00405_22002_9902.N1	16-MAY-2006 04:27:08	Bright	33.500	76	27Gam Cas	2.3000	30000.	67	22002	No
58	GOM_NL__2PRFIN20060516_042822_000000342047_00405_22002_9903.N1	16-MAY-2006 04:28:22	Bright	34.000	68	18Alp Cas	2.2250	4500.0	68	22002	No
59	GOM_NL__2PRFIN20060516_043645_000000462047_00405_22002_9904.N1	16-MAY-2006 04:36:45	Bright	46.000	58	21Alp And	2.0730	11000.	92	22002	No
60	GOM_NL__2PRFIN20060516_044054_000000422047_00405_22002_9905.N1	16-MAY-2006 04:40:54	Twilight	42.000	140	88Gam Peg	2.8340	26000.	84	22002	No
61	GOM_NL__2PRFIN20060516_045610_000000582047_00405_22002_9906.N1	16-MAY-2006 04:56:10	Dark	58.000	18	24Alp PsA	1.1660	9700.0	116	22002	No
62	GOM_NL__2PRFIN20060516_050031_000000512047_00405_22002_9907.N1	16-MAY-2006 05:00:31	Dark	50.500	63	Bet Gru	2.1500	2800.0	101	22002	No
63	GOM_NL__2PRFIN20060516_050200_000000412047_00406_22003_9908.N1	16-MAY-2006 05:02:00	Dark	41.000	31	Alp Gru	1.7340	15200.	82	22003	No
64	GOM_NL__2PRFIN20060516_050733_000000412047_00406_22003_9888.N1	16-MAY-2006 05:07:33	Dark	40.500	45	Alp Pav	1.9400	26000.	81	22003	No
65	GOM_NL__2PRFIN20060516_051445_000000442047_00406_22003_9889.N1	16-MAY-2006 05:14:45	Straylight	44.000	141	Bet Ara	2.8400	4600.0	88	22003	No
66	GOM_NL__2PRFIN20060516_051719_000000532047_00406_22003_9890.N1	16-MAY-2006 05:17:19	Straylight	53.000	40	The Sco	1.8590	7100.0	106	22003	No
67	GOM_NL__2PRFIN20060516_051910_000000332047_00406_22003_9891.N1	16-MAY-2006 05:19:10	Straylight	33.000	25	35Lam Sco	1.6200	28000.	66	22003	No
68	GOM_NL__2PRFIN20060516_052131_000000542047_00406_22003_9892.N1	16-MAY-2006 05:21:31	Tw_i_and_stray	53.500	75	26Eps Sco	2.2910	4250.0	107	22003	No
69	GOM_NL__2PRFIN20060516_052437_000000592047_00406_22003_9893.N1	16-MAY-2006 05:24:37	Tw_i_and_stray	58.500	16	21Alp Sco	1.0200	3000.0	117	22003	No
70	GOM_NL__2PRFIN20060516_052713_000000442047_00406_22003_9894.N1	16-MAY-2006 05:27:13	Bright	44.000	97	8Bet1Sco	2.5610	30000.	88	22003	No
71	GOM_NL__2PRFIN20060516_052902_000000372047_00406_22003_9895.N1	16-MAY-2006 05:29:02	Bright	36.500	122	9Alp2Lib	2.7470	9700.0	73	22003	No
72	GOM_NL__2PRFIN20060516_053053_000000392047_00406_22003_9896.N1	16-MAY-2006 05:30:53	Bright	39.000	104	27Bet Lib	2.6140	13100.	78	22003	No
73	GOM_NL__2PRFIN20060516_053613_000000322047_00406_22003_9897.N1	16-MAY-2006 05:36:13	Bright	32.000	102	24Alp Ser	2.6000	4250.0	64	22003	No
74	GOM_NL__2PRFIN20060516_053921_000000362047_00406_22003_9898.N1	16-MAY-2006 05:39:21	Bright	35.500	3	16Alp Boo	-0.050000	4250.0	71	22003	No
75	GOM_NL__2PRFIN20060516_054149_000000402047_00406_22003_9899.N1	16-MAY-2006 05:41:49	Bright	39.500	83		2.3780	11000.	79	22003	No
76	GOM_NL__2PRFIN20060516_054457_000000352047_00406_22003_9900.N1	16-MAY-2006 05:44:57	Bright	35.000	180	27Gam Boo	3.0400	8000.0	70	22003	No
77	GOM_NL__2PRFIN20060516_055338_000000412047_00406_22003_9901.N1	16-MAY-2006 05:53:38	Bright	40.500	119	14Eta Dra	2.7270	4700.0	81	22003	No
78	GOM_NL__2PRFIN20060516_055509_000000382047_00406_22003_9902.N1	16-MAY-2006 05:55:09	Bright	37.500	60	7Bet UMi	2.0810	3950.0	75	22003	No
79	GOM_NL__2PRFIN20060516_060744_000000532047_00406_22003_9903.N1	16-MAY-2006 06:07:44	Bright	53.000	76	27Gam Cas	2.3000	30000.	106	22003	No
80	GOM_NL__2PRFIN20060516_060858_000000372047_00406_22003_9904.N1	16-MAY-2006 06:08:58	Bright	37.000	68	18Alp Cas	2.2250	4500.0	74	22003	No
81	GOM_NL__2PRFIN20060516_061721_000000412047_00406_22003_9905.N1	16-MAY-2006 06:17:21	Bright	40.500	58	21Alp And	2.0730	11000.	81	22003	No
82	GOM_NL__2PRFIN20060516_062130_000000422047_00406_22003_9906.N1	16-MAY-2006 06:21:30	Twilight	41.500	140	88Gam Peg	2.8340	26000.	83	22003	No
83	GOM_NL__2PRFIN20060516_063647_000000482047_00406_22003_9907.N1	16-MAY-2006 06:36:47	Dark	47.500	18	24Alp PsA	1.1660	9700.0	95	22003	No
84	GOM_NL__2PRFIN20060516_064108_000000482047_00406_22003_9908.N1	16-MAY-2006 06:41:08	Dark	47.500	63	Bet Gru	2.1500	2800.0	95	22003	No
85	GOM_NL__2PRFIN20060516_064237_000000432047_00407_22004_9909.N1	16-MAY-2006 06:42:37	Dark	42.500	31	Alp Gru	1.7340	15200.	85	22004	No
86	GOM_NL__2PRFIN20060516_064810_000000422047_00407_22004_9889.N1	16-MAY-2006 06:48:10	Dark	41.500	45	Alp Pav	1.9400	26000.	83	22004	No
87	GOM_NL__2PRFIN20060516_065521_000000442047_00407_22004_9890.N1	16-MAY-2006 06:55:21	Straylight	43.500	141	Bet Ara	2.8400	4600.0	87	22004	No
88	GOM_NL__2PRFIN20060516_065755_000000492047_00407_22004_9891.N1	16-MAY-2006 06:57:55	Straylight	48.500	40	The Sco	1.8590	7100.0	97	22004	No
89	GOM_NL__2PRFIN20060516_065947_000000362047_00407_22004_9892.N1	16-MAY-2006 06:59:47	Straylight	36.000	25	35Lam Sco	1.6200	28000.	72	22004	No
90	GOM_NL__2PRFIN20060516_070207_000000552047_00407_22004_9893.N1	16-MAY-2006 07:02:07	Tw_i_and_stray	54.500	75	26Eps Sco	2.2910	4250.0	109	22004	No
91	GOM_NL__2PRFIN20060516_070513_000000632047_00407_22004_9894.N1	16-MAY-2006 07:05:13	Tw_i_and_stray	62.500	16	21Alp Sco	1.0200	3000.0	125	22004	No
92	GOM_NL__2PRFIN20060516_070749_000000462047_00407_22004_9895.N1	16-MAY-2006 07:07:49	Bright	45.500	97	8Bet1Sco	2.5610	30000.	91	22004	No
93	GOM_NL__2PRFIN20060516_070938_000000372047_00407_22004_9896.N1	16-MAY-2006 07:09:38	Bright	37.000	122	9Alp2Lib	2.7470	9700.0	74	22004	No
94	GOM_NL__2PRFIN20060516_071129_000000402047_00407_22004_9897.N1	16-MAY-2006 07:11:29	Bright	40.000	104	27Bet Lib	2.6140	13100.	80	22004	No
95	GOM_NL__2PRFIN20060516_071649_000000392047_00407_22004_9898.N1	16-MAY-2006 07:16:49	Bright	39.000	102	24Alp Ser	2.6000	4250.0	78	22004	No
96	GOM_NL__2PRFIN20060516_071957_000000402047_00407_22004_9899.N1	16-MAY-2006 07:19:57	Bright	39.500	3	16Alp Boo	-0.050000	4250.0	79	22004	No
97	GOM_NL__2PRFIN20060516_072225_000000392047_00407_22004_9900.N1	16-MAY-2006 07:22:25	Bright	38.500	83		2.3780	11000.	77	22004	No
98	GOM_NL__2PRFIN20060516_072533_000000362047_00407_22004_9901.N1	16-MAY-2006 07:25:33	Bright	36.000	180	27Gam Boo	3.0400	8000.0	72	22004	No
99	GOM_NL__2PRFIN20060516_073413_000000422047_00407_22004_9902.N1	16-MAY-2006 07:34:13	Bright	41.500	119	14Eta Dra	2.7270	4700.0	83	22004	No
100	GOM_NL__2PRFIN20060516_073545_000000352047_00407_22004_9903.N1	16-MAY-2006 07:35:45	Bright	35.000	60	7Bet UMi	2.0810	3950.0	70	22004	No
101	GOM_NL__2PRFIN20060516_074820_000000352047_00407_22004_9904.N1	16-MAY-2006 07:48:20	Bright	35.000	76	27Gam Cas	2.3000	30000.	70	22004	No

102	GOM_NL__2PRFIN20060516_074934_000000362047_00407_22004_9905.N1	16-MAY-2006 07:49:34	Bright	35.500	68	18Alp Cas	2.2250	4500.0	71	22004	No
103	GOM_NL__2PRFIN20060516_075757_000000452047_00407_22004_9906.N1	16-MAY-2006 07:57:57	Bright	45.000	58	21Alp And	2.0730	11000.	90	22004	No
104	GOM_NL__2PRFIN20060516_080207_000000422047_00407_22004_9907.N1	16-MAY-2006 08:02:07	Twilight	41.500	140	88Gam Peg	2.8340	26000.	83	22004	No
105	GOM_NL__2PRFIN20060516_081724_000000492047_00407_22004_9908.N1	16-MAY-2006 08:17:24	Dark	49.000	18	24Alp PsA	1.1660	9700.0	98	22004	No
106	GOM_NL__2PRFIN20060516_082144_000000492047_00407_22004_9909.N1	16-MAY-2006 08:21:44	Dark	49.000	63	Bet Gru	2.1500	2800.0	98	22004	No
107	GOM_NL__2PRFIN20060516_082313_000000452047_00408_22005_9910.N1	16-MAY-2006 08:23:13	Dark	45.000	31	Alp Gru	1.7340	15200.	90	22005	No
108	GOM_NL__2PRFIN20060516_082847_000000412047_00408_22005_9890.N1	16-MAY-2006 08:28:47	Dark	40.500	45	Alp Pav	1.9400	26000.	81	22005	No
109	GOM_NL__2PRFIN20060516_083558_000000412047_00408_22005_9891.N1	16-MAY-2006 08:35:58	Straylight	40.500	141	Bet Ara	2.8400	4600.0	81	22005	No
110	GOM_NL__2PRFIN20060516_083832_000000532047_00408_22005_9892.N1	16-MAY-2006 08:38:32	Straylight	52.500	40	The Sco	1.8590	7100.0	105	22005	No
111	GOM_NL__2PRFIN20060516_084024_000000362047_00408_22005_9893.N1	16-MAY-2006 08:40:24	Straylight	36.000	25	35Lam Sco	1.6200	28000.	72	22005	No
112	GOM_NL__2PRFIN20060516_084244_000000512047_00408_22005_9894.N1	16-MAY-2006 08:42:44	Tw_i_and_stray	50.500	75	26Eps Sco	2.2910	4250.0	101	22005	No
113	GOM_NL__2PRFIN20060516_084549_000000582047_00408_22005_9895.N1	16-MAY-2006 08:45:49	Tw_i_and_stray	57.500	16	21Alp Sco	1.0200	3000.0	115	22005	No
114	GOM_NL__2PRFIN20060516_084826_000000462047_00408_22005_9896.N1	16-MAY-2006 08:48:26	Bright	45.500	97	8Bet1Sco	2.5610	30000.	91	22005	No
115	GOM_NL__2PRFIN20060516_085014_000000382047_00408_22005_9897.N1	16-MAY-2006 08:50:14	Bright	38.000	122	9Alp2Lib	2.7470	9700.0	76	22005	No
116	GOM_NL__2PRFIN20060516_085206_000000382047_00408_22005_9898.N1	16-MAY-2006 08:52:06	Bright	38.000	104	27Bet Lib	2.6140	13100.	76	22005	No
117	GOM_NL__2PRFIN20060516_085725_000000392047_00408_22005_9899.N1	16-MAY-2006 08:57:25	Bright	39.000	102	24Alp Ser	2.6000	4250.0	78	22005	No
118	GOM_NL__2PRFIN20060516_090032_000000372047_00408_22005_9900.N1	16-MAY-2006 09:00:32	Bright	36.500	3	16Alp Boo	-0.050000	4250.0	73	22005	No
119	GOM_NL__2PRFIN20060516_090300_000000392047_00408_22005_9901.N1	16-MAY-2006 09:03:00	Bright	38.500	83		2.3780	11000.	77	22005	No
120	GOM_NL__2PRFIN20060516_090609_000000362047_00408_22005_9902.N1	16-MAY-2006 09:06:09	Bright	36.000	180	27Gam Boo	3.0400	8000.0	72	22005	No
121	GOM_NL__2PRFIN20060516_091449_000000422047_00408_22005_9903.N1	16-MAY-2006 09:14:49	Bright	42.000	119	14Eta Dra	2.7270	4700.0	84	22005	No
122	GOM_NL__2PRFIN20060516_091621_000000362047_00408_22005_9904.N1	16-MAY-2006 09:16:21	Bright	35.500	60	7Bet UMi	2.0810	3950.0	71	22005	No
123	GOM_NL__2PRFIN20060516_092856_000000342047_00408_22005_9905.N1	16-MAY-2006 09:28:56	Bright	33.500	76	27Gam Cas	2.3000	30000.	67	22005	No
124	GOM_NL__2PRFIN20060516_093009_000000362047_00408_22005_9906.N1	16-MAY-2006 09:30:09	Bright	35.500	68	18Alp Cas	2.2250	4500.0	71	22005	No
125	GOM_NL__2PRFIN20060516_093833_000000462047_00408_22005_9907.N1	16-MAY-2006 09:38:33	Bright	45.500	58	21Alp And	2.0730	11000.	91	22005	No
126	GOM_NL__2PRFIN20060516_094243_000000432047_00408_22005_9908.N1	16-MAY-2006 09:42:43	Twilight	42.500	140	88Gam Peg	2.8340	26000.	85	22005	No
127	GOM_NL__2PRFIN20060516_095801_000000502047_00408_22005_9909.N1	16-MAY-2006 09:58:01	Dark	49.500	18	24Alp PsA	1.1660	9700.0	99	22005	No
128	GOM_NL__2PRFIN20060516_100221_000000452047_00408_22005_9910.N1	16-MAY-2006 10:02:21	Dark	44.500	63	Bet Gru	2.1500	2800.0	89	22005	No
129	GOM_NL__2PRFIN20060516_100350_000000432047_00409_22006_9911.N1	16-MAY-2006 10:03:50	Dark	43.000	31	Alp Gru	1.7340	15200.	86	22006	No
130	GOM_NL__2PRFIN20060516_100923_000000422047_00409_22006_9911.N1	16-MAY-2006 10:09:23	Dark	41.500	45	Alp Pav	1.9400	26000.	83	22006	No
131	GOM_NL__2PRFIN20060516_101634_000000442047_00409_22006_9912.N1	16-MAY-2006 10:16:34	Straylight	44.000	141	Bet Ara	2.8400	4600.0	88	22006	No
132	GOM_NL__2PRFIN20060516_101908_000000482047_00409_22006_9913.N1	16-MAY-2006 10:19:08	Straylight	47.500	40	The Sco	1.8590	7100.0	95	22006	No
133	GOM_NL__2PRFIN20060516_102100_000000392047_00409_22006_9914.N1	16-MAY-2006 10:21:00	Straylight	39.000	25	35Lam Sco	1.6200	28000.	78	22006	No
134	GOM_NL__2PRFIN20060516_102320_000000512047_00409_22006_9915.N1	16-MAY-2006 10:23:20	Tw_i_and_stray	51.000	75	26Eps Sco	2.2910	4250.0	102	22006	No
135	GOM_NL__2PRFIN20060516_102625_000000612047_00409_22006_9916.N1	16-MAY-2006 10:26:25	Tw_i_and_stray	60.500	16	21Alp Sco	1.0200	3000.0	121	22006	No
136	GOM_NL__2PRFIN20060516_102902_000000512047_00409_22006_9917.N1	16-MAY-2006 10:29:02	Bright	51.000	97	8Bet1Sco	2.5610	30000.	102	22006	No
137	GOM_NL__2PRFIN20060516_103050_000000382047_00409_22006_9918.N1	16-MAY-2006 10:30:50	Bright	37.500	122	9Alp2Lib	2.7470	9700.0	75	22006	No
138	GOM_NL__2PRFIN20060516_103241_000000402047_00409_22006_9919.N1	16-MAY-2006 10:32:41	Bright	40.000	104	27Bet Lib	2.6140	13100.	80	22006	No
139	GOM_NL__2PRFIN20060516_103800_000000432047_00409_22006_9920.N1	16-MAY-2006 10:38:00	Bright	43.000	102	24Alp Ser	2.6000	4250.0	86	22006	No
140	GOM_NL__2PRFIN20060516_104108_000000372047_00409_22006_9921.N1	16-MAY-2006 10:41:08	Bright	36.500	3	16Alp Boo	-0.050000	4250.0	73	22006	No
141	GOM_NL__2PRFIN20060516_104336_000000392047_00409_22006_9922.N1	16-MAY-2006 10:43:36	Bright	39.000	83		2.3780	11000.	78	22006	No
142	GOM_NL__2PRFIN20060516_104644_000000352047_00409_22006_9923.N1	16-MAY-2006 10:46:44	Bright	35.000	180	27Gam Boo	3.0400	8000.0	70	22006	No
143	GOM_NL__2PRFIN20060516_105524_000000422047_00409_22006_9924.N1	16-MAY-2006 10:55:24	Bright	41.500	119	14Eta Dra	2.7270	4700.0	83	22006	No
144	GOM_NL__2PRFIN20060516_105657_000000372047_00409_22006_9925.N1	16-MAY-2006 10:56:57	Bright	37.000	60	7Bet UMi	2.0810	3950.0	74	22006	No
145	GOM_NL__2PRFIN20060516_110932_000000332047_00409_22006_9926.N1	16-MAY-2006 11:09:32	Bright	32.500	76	27Gam Cas	2.3000	30000.	65	22006	No
146	GOM_NL__2PRFIN20060516_111045_000000382047_00409_22006_9927.N1	16-MAY-2006 11:10:45	Bright	37.500	68	18Alp Cas	2.2250	4500.0	75	22006	No
147	GOM_NL__2PRFIN20060516_111909_000000462047_00409_22006_9928.N1	16-MAY-2006 11:19:09	Bright	45.500	58	21Alp And	2.0730	11000.	91	22006	No
148	GOM_NL__2PRFIN20060516_112319_000000422047_00409_22006_9929.N1	16-MAY-2006 11:23:19	Twilight	41.500	140	88Gam Peg	2.8340	26000.	83	22006	No
149	GOM_NL__2PRFIN20060516_113837_000000462047_00409_22006_9930.N1	16-MAY-2006 11:38:37	Dark	46.000	18	24Alp PsA	1.1660	9700.0	92	22006	No
150	GOM_NL__2PRFIN20060516_114257_000000482047_00409_22006_9931.N1	16-MAY-2006 11:42:57	Dark	47.500	63	Bet Gru	2.1500	2800.0	95	22006	No
151	GOM_NL__2PRFIN20060516_114427_000000432047_00410_22007_9932.N1	16-MAY-2006 11:44:27	Dark	42.500	31	Alp Gru	1.7340	15200.	85	22007	No
152	GOM_NL__2PRFIN20060516_115000_000000422047_00410_22007_9912.N1	16-MAY-2006 11:50:00	Dark	41.500	45	Alp Pav	1.9400	26000.	83	22007	No
153	GOM_NL__2PRFIN20060516_115711_000000512047_00410_22007_9913.N1	16-MAY-2006 11:57:11	Straylight	50.500	141	Bet Ara	2.8400	4600.0	101	22007	No
154	GOM_NL__2PRFIN20060516_115945_000000512047_00410_22007_9914.N1	16-MAY-2006 11:59:45	Straylight	50.500	40	The Sco	1.8590	7100.0	101	22007	No
155	GOM_NL__2PRFIN20060516_120137_000000392047_00410_22007_9915.N1	16-MAY-2006 12:01:37	Straylight	39.000	25	35Lam Sco	1.6200	28000.	78	22007	No
156	GOM_NL__2PRFIN20060516_120356_000000552047_00410_22007_9916.N1	16-MAY-2006 12:03:56	Tw_i_and_stray	54.500	75	26Eps Sco	2.2910	4250.0	109	22007	No
157	GOM_NL__2PRFIN20060516_120702_000000612047_00410_22007_9917.N1	16-MAY-2006 12:07:02	Tw_i_and_stray	60.500	16	21Alp Sco	1.0200	3000.0	121	22007	No
158	GOM_NL__2PRFIN20060516_120938_000000422047_00410_22007_9918.N1	16-MAY-2006 12:09:38	Bright	42.000	97	8Bet1Sco	2.5610	30000.	84	22007	No
159	GOM_NL__2PRFIN20060516_121126_000000382047_00410_22007_9919.N1	16-MAY-2006 12:11:26	Bright	38.000	122	9Alp2Lib	2.7470	9700.0	76	22007	No
160	GOM_NL__2PRFIN20060516_121317_000000402047_00410_22007_9920.N1	16-MAY-2006 12:13:17	Bright	39.500	104	27Bet Lib	2.6140	13100.	79	22007	No

161	GOM_NL__2PRFIN20060516_121836_000000452047_00410_22007_9921.N1	16-MAY-2006 12:18:36	Bright	44.500	102	24Alp Ser	2.6000	4250.0	89	22007	No
162	GOM_NL__2PRFIN20060516_122144_000000352047_00410_22007_9922.N1	16-MAY-2006 12:21:44	Bright	35.000	3	16Alp Boo	-0.050000	4250.0	70	22007	No
163	GOM_NL__2PRFIN20060516_122412_000000382047_00410_22007_9923.N1	16-MAY-2006 12:24:12	Bright	37.500	83		2.3780	11000.	75	22007	No
164	GOM_NL__2PRFIN20060516_122720_000000362047_00410_22007_9924.N1	16-MAY-2006 12:27:20	Bright	36.000	180	27Gam Boo	3.0400	8000.0	72	22007	No
165	GOM_NL__2PRFIN20060516_123600_000000422047_00410_22007_9925.N1	16-MAY-2006 12:36:00	Bright	41.500	119	14Eta Dra	2.7270	4700.0	83	22007	No
166	GOM_NL__2PRFIN20060516_123732_000000372047_00410_22007_9926.N1	16-MAY-2006 12:37:32	Bright	37.000	60	7Bet UMi	2.0810	3950.0	74	22007	No
167	GOM_NL__2PRFIN20060516_125008_000000432047_00410_22007_9927.N1	16-MAY-2006 12:50:08	Bright	43.000	76	27Gam Cas	2.3000	30000.	86	22007	No
168	GOM_NL__2PRFIN20060516_125121_000000502047_00410_22007_9928.N1	16-MAY-2006 12:51:21	Bright	49.500	68	18Alp Cas	2.2250	4500.0	99	22007	No
169	GOM_NL__2PRFIN20060516_125945_000000452047_00410_22007_9929.N1	16-MAY-2006 12:59:45	Bright	44.500	58	21Alp And	2.0730	11000.	89	22007	No
170	GOM_NL__2PRFIN20060516_130355_000000422047_00410_22007_9930.N1	16-MAY-2006 13:03:55	Twilight	41.500	140	88Gam Peg	2.8340	26000.	83	22007	No
171	GOM_NL__2PRFIN20060516_131914_000000502047_00410_22007_9931.N1	16-MAY-2006 13:19:14	Dark	49.500	18	24Alp PsA	1.1660	9700.0	99	22007	No
172	GOM_NL__2PRFIN20060516_132334_000000572047_00410_22007_9932.N1	16-MAY-2006 13:23:34	Dark	57.000	63	Bet Gru	2.1500	2800.0	114	22007	No
173	GOM_NL__2PRFIN20060516_132503_000000432047_00411_22008_9933.N1	16-MAY-2006 13:25:03	Dark	42.500	31	Alp Gru	1.7340	15200.	85	22008	No
174	GOM_NL__2PRFIN20060516_133036_000000442047_00411_22008_9913.N1	16-MAY-2006 13:30:36	Dark	43.500	45	Alp Pav	1.9400	26000.	87	22008	No
175	GOM_NL__2PRFIN20060516_133747_000000412047_00411_22008_9914.N1	16-MAY-2006 13:37:47	Straylight	41.000	141	Bet Ara	2.8400	4600.0	82	22008	No
176	GOM_NL__2PRFIN20060516_134021_000000532047_00411_22008_9915.N1	16-MAY-2006 13:40:21	Straylight	53.000	40	The Sco	1.8590	7100.0	106	22008	No
177	GOM_NL__2PRFIN20060516_134213_000000422047_00411_22008_9916.N1	16-MAY-2006 13:42:13	Straylight	42.000	25	35Lam Sco	1.6200	28000.	84	22008	No
178	GOM_NL__2PRFIN20060516_134433_000000532047_00411_22008_9917.N1	16-MAY-2006 13:44:33	Tw_i_and_stray	52.500	75	26Eps Sco	2.2910	4250.0	105	22008	No
179	GOM_NL__2PRFIN20060516_134738_000000612047_00411_22008_9918.N1	16-MAY-2006 13:47:38	Tw_i_and_stray	60.500	16	21Alp Sco	1.0200	3000.0	121	22008	No
180	GOM_NL__2PRFIN20060516_135014_000000432047_00411_22008_9919.N1	16-MAY-2006 13:50:14	Bright	43.000	97	8Bet1Sco	2.5610	30000.	86	22008	No
181	GOM_NL__2PRFIN20060516_135202_000000382047_00411_22008_9920.N1	16-MAY-2006 13:52:02	Bright	37.500	122	9Alp2Lib	2.7470	9700.0	75	22008	No
182	GOM_NL__2PRFIN20060516_135353_000000392047_00411_22008_9921.N1	16-MAY-2006 13:53:53	Bright	39.000	104	27Bet Lib	2.6140	13100.	78	22008	No
183	GOM_NL__2PRFIN20060516_135911_000000432047_00411_22008_9922.N1	16-MAY-2006 13:59:11	Bright	43.000	102	24Alp Ser	2.6000	4250.0	86	22008	No
184	GOM_NL__2PRFIN20060516_140220_000000392047_00411_22008_9923.N1	16-MAY-2006 14:02:20	Bright	39.000	3	16Alp Boo	-0.050000	4250.0	78	22008	No
185	GOM_NL__2PRFIN20060516_140447_000000372047_00411_22008_9924.N1	16-MAY-2006 14:04:47	Bright	37.000	83		2.3780	11000.	74	22008	No
186	GOM_NL__2PRFIN20060516_140756_000000382047_00411_22008_9925.N1	16-MAY-2006 14:07:56	Bright	37.500	180	27Gam Boo	3.0400	8000.0	75	22008	No
187	GOM_NL__2PRFIN20060516_141635_000000412047_00411_22008_9926.N1	16-MAY-2006 14:16:35	Bright	41.000	119	14Eta Dra	2.7270	4700.0	82	22008	No
188	GOM_NL__2PRFIN20060516_141808_000000392047_00411_22008_9927.N1	16-MAY-2006 14:18:08	Bright	38.500	60	7Bet UMi	2.0810	3950.0	77	22008	No
189	GOM_NL__2PRFIN20060516_143044_000000532047_00411_22008_9928.N1	16-MAY-2006 14:30:44	Bright	53.000	76	27Gam Cas	2.3000	30000.	106	22008	No
190	GOM_NL__2PRFIN20060516_143157_000000412047_00411_22008_9929.N1	16-MAY-2006 14:31:57	Bright	41.000	68	18Alp Cas	2.2250	4500.0	82	22008	No
191	GOM_NL__2PRFIN20060516_144021_000000452047_00411_22008_9930.N1	16-MAY-2006 14:40:21	Bright	45.000	58	21Alp And	2.0730	11000.	90	22008	No
192	GOM_NL__2PRFIN20060516_144432_000000432047_00411_22008_9931.N1	16-MAY-2006 14:44:32	Twilight	42.500	140	88Gam Peg	2.8340	26000.	85	22008	No
193	GOM_NL__2PRFIN20060516_145951_000000552047_00411_22008_9932.N1	16-MAY-2006 14:59:51	Dark	54.500	18	24Alp PsA	1.1660	9700.0	109	22008	No
194	GOM_NL__2PRFIN20060516_150410_000000502047_00411_22008_9933.N1	16-MAY-2006 15:04:10	Dark	49.500	63	Bet Gru	2.1500	2800.0	99	22008	No
195	GOM_NL__2PRFIN20060516_150540_000000422047_00412_22009_9934.N1	16-MAY-2006 15:05:40	Dark	41.500	31	Alp Gru	1.7340	15200.	83	22009	No
196	GOM_NL__2PRFIN20060516_151113_000000422047_00412_22009_9914.N1	16-MAY-2006 15:11:13	Dark	41.500	45	Alp Pav	1.9400	26000.	83	22009	No
197	GOM_NL__2PRFIN20060516_151823_000000432047_00412_22009_9915.N1	16-MAY-2006 15:18:23	Straylight	42.500	141	Bet Ara	2.8400	4600.0	85	22009	No
198	GOM_NL__2PRFIN20060516_152058_000000512047_00412_22009_9916.N1	16-MAY-2006 15:20:58	Straylight	51.000	40	The Sco	1.8590	7100.0	102	22009	No
199	GOM_NL__2PRFIN20060516_152250_000000422047_00412_22009_9917.N1	16-MAY-2006 15:22:50	Straylight	42.000	25	35Lam Sco	1.6200	28000.	84	22009	No
200	GOM_NL__2PRFIN20060516_152509_000000532047_00412_22009_9918.N1	16-MAY-2006 15:25:09	Tw_i_and_stray	53.000	75	26Eps Sco	2.2910	4250.0	106	22009	No
201	GOM_NL__2PRFIN20060516_152814_000000572047_00412_22009_9919.N1	16-MAY-2006 15:28:14	Tw_i_and_stray	57.000	16	21Alp Sco	1.0200	3000.0	114	22009	No
202	GOM_NL__2PRFIN20060516_153050_000000442047_00412_22009_9920.N1	16-MAY-2006 15:30:50	Bright	44.000	97	8Bet1Sco	2.5610	30000.	88	22009	No
203	GOM_NL__2PRFIN20060516_153238_000000372047_00412_22009_9921.N1	16-MAY-2006 15:32:38	Bright	36.500	122	9Alp2Lib	2.7470	9700.0	73	22009	No
204	GOM_NL__2PRFIN20060516_153429_000000392047_00412_22009_9922.N1	16-MAY-2006 15:34:29	Bright	39.000	104	27Bet Lib	2.6140	13100.	78	22009	No
205	GOM_NL__2PRFIN20060516_153947_000000432047_00412_22009_9923.N1	16-MAY-2006 15:39:47	Bright	43.000	102	24Alp Ser	2.6000	4250.0	86	22009	No
206	GOM_NL__2PRFIN20060516_154256_000000372047_00412_22009_9924.N1	16-MAY-2006 15:42:56	Bright	36.500	3	16Alp Boo	-0.050000	4250.0	73	22009	No
207	GOM_NL__2PRFIN20060516_154523_000000362047_00412_22009_9925.N1	16-MAY-2006 15:45:23	Bright	36.000	83		2.3780	11000.	72	22009	No
208	GOM_NL__2PRFIN20060516_154832_000000362047_00412_22009_9926.N1	16-MAY-2006 15:48:32	Bright	35.500	180	27Gam Boo	3.0400	8000.0	71	22009	No
209	GOM_NL__2PRFIN20060516_155711_000000402047_00412_22009_9927.N1	16-MAY-2006 15:57:11	Bright	39.500	119	14Eta Dra	2.7270	4700.0	79	22009	No
210	GOM_NL__2PRFIN20060516_155844_000000352047_00412_22009_9928.N1	16-MAY-2006 15:58:44	Bright	34.500	60	7Bet UMi	2.0810	3950.0	69	22009	No
211	GOM_NL__2PRFIN20060516_161120_000000332047_00412_22009_9929.N1	16-MAY-2006 16:11:20	Bright	32.500	76	27Gam Cas	2.3000	30000.	65	22009	No
212	GOM_NL__2PRFIN20060516_161233_000000352047_00412_22009_9930.N1	16-MAY-2006 16:12:33	Bright	34.500	68	18Alp Cas	2.2250	4500.0	69	22009	No
213	GOM_NL__2PRFIN20060516_162057_000000452047_00412_22009_9931.N1	16-MAY-2006 16:20:57	Bright	44.500	58	21Alp And	2.0730	11000.	89	22009	No
214	GOM_NL__2PRFIN20060516_162508_000000422047_00412_22009_9932.N1	16-MAY-2006 16:25:08	Twilight	41.500	140	88Gam Peg	2.8340	26000.	83	22009	No
215	GOM_NL__2PRFIN20060516_164028_000000502047_00412_22009_9933.N1	16-MAY-2006 16:40:28	Dark	50.000	18	24Alp PsA	1.1660	9700.0	100	22009	No
216	GOM_NL__2PRFIN20060516_164447_000000552047_00412_22009_9934.N1	16-MAY-2006 16:44:47	Dark	54.500	63	Bet Gru	2.1500	2800.0	109	22009	No
217	GOM_NL__2PRFIN20060516_164617_000000422047_00413_22010_9935.N1	16-MAY-2006 16:46:17	Dark	41.500	31	Alp Gru	1.7340	15200.	83	22010	No
218	GOM_NL__2PRFIN20060516_165150_000000402047_00413_22010_9915.N1	16-MAY-2006 16:51:50	Dark	40.000	45	Alp Pav	1.9400	26000.	80	22010	No
219	GOM_NL__2PRFIN20060516_165900_000000412047_00413_22010_9916.N1	16-MAY-2006 16:59:00	Straylight	41.000	141	Bet Ara	2.8400	4600.0	82	22010	No

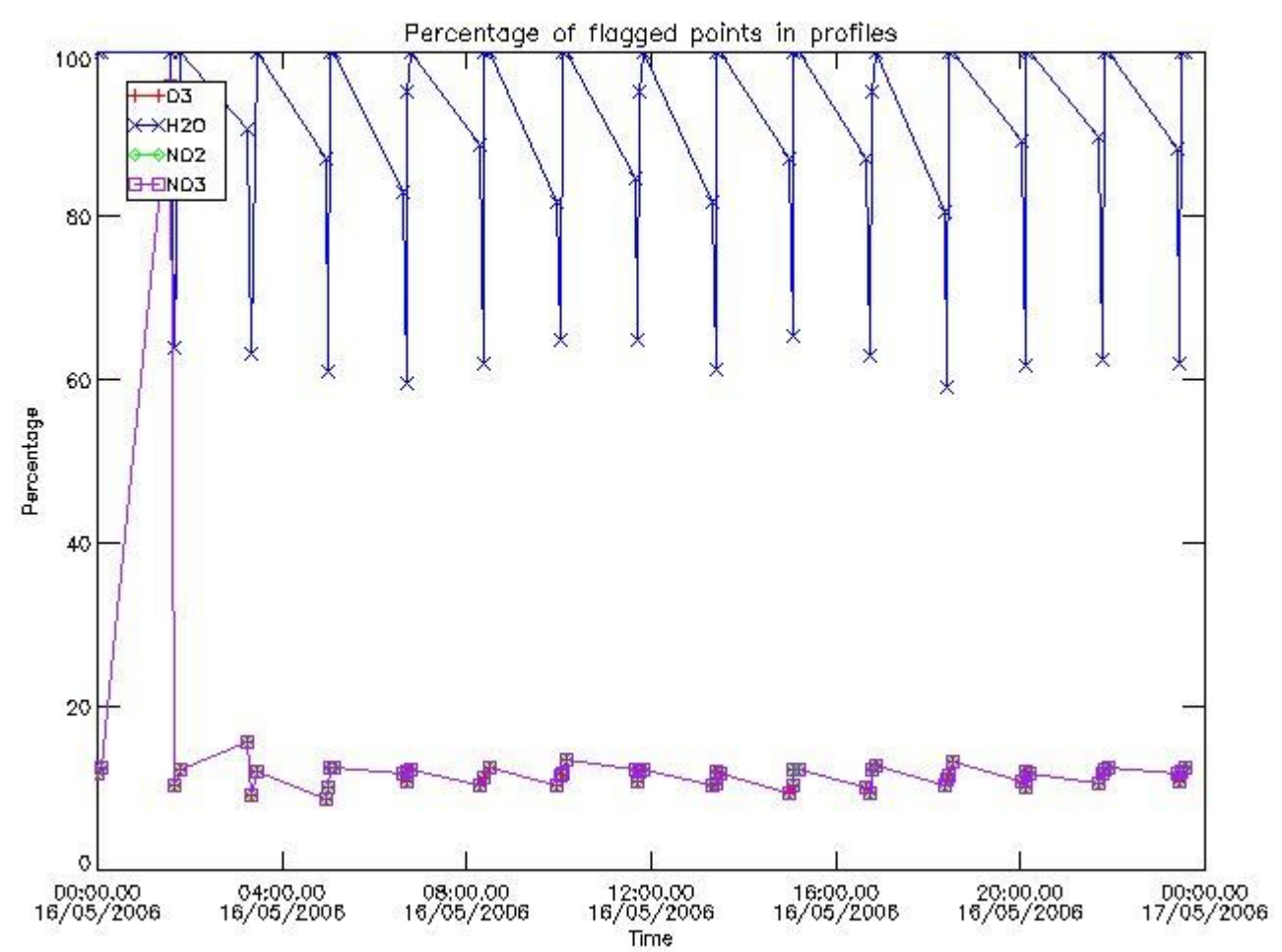
220	GOM_NL__2PRFIN20060516_170135_000000532047_00413_22010_9917.N1	16-MAY-2006 17:01:35	Straylight	52.500	40	The Sco	1.8590	7100.0	105	22010	No
221	GOM_NL__2PRFIN20060516_170326_000000462047_00413_22010_9918.N1	16-MAY-2006 17:03:26	Straylight	46.000	25	35Lam Sco	1.6200	28000.	92	22010	No
222	GOM_NL__2PRFIN20060516_170546_000000522047_00413_22010_9919.N1	16-MAY-2006 17:05:46	Twilight	51.500	75	26Eps Sco	2.2910	4250.0	103	22010	No
223	GOM_NL__2PRFIN20060516_170850_000000652047_00413_22010_9920.N1	16-MAY-2006 17:08:50	Twilight	65.000	16	21Alp Sco	1.0200	3000.0	130	22010	No
224	GOM_NL__2PRFIN20060516_171126_000000432047_00413_22010_9921.N1	16-MAY-2006 17:11:26	Bright	43.000	97	8Bet1Sco	2.5610	30000.	86	22010	No
225	GOM_NL__2PRFIN20060516_171315_000000372047_00413_22010_9922.N1	16-MAY-2006 17:13:15	Bright	37.000	122	9Alp2Lib	2.7470	9700.0	74	22010	No
226	GOM_NL__2PRFIN20060516_171505_000000382047_00413_22010_9923.N1	16-MAY-2006 17:15:05	Bright	38.000	104	27Bet Lib	2.6140	13100.	76	22010	No
227	GOM_NL__2PRFIN20060516_172023_000000432047_00413_22010_9924.N1	16-MAY-2006 17:20:23	Bright	43.000	102	24Alp Ser	2.6000	4250.0	86	22010	No
228	GOM_NL__2PRFIN20060516_172332_000000362047_00413_22010_9925.N1	16-MAY-2006 17:23:32	Bright	36.000	3	16Alp Boo	-0.050000	4250.0	72	22010	No
229	GOM_NL__2PRFIN20060516_172559_000000412047_00413_22010_9926.N1	16-MAY-2006 17:25:59	Bright	40.500	83		2.3780	11000.	81	22010	No
230	GOM_NL__2PRFIN20060516_172907_000000372047_00413_22010_9927.N1	16-MAY-2006 17:29:07	Bright	36.500	180	27Gam Boo	3.0400	8000.0	73	22010	No
231	GOM_NL__2PRFIN20060516_173746_000000392047_00413_22010_9928.N1	16-MAY-2006 17:37:46	Bright	39.000	119	14Eta Dra	2.7270	4700.0	78	22010	No
232	GOM_NL__2PRFIN20060516_173920_000000382047_00413_22010_9929.N1	16-MAY-2006 17:39:20	Bright	38.000	60	7Bet UMi	2.0810	3950.0	76	22010	No
233	GOM_NL__2PRFIN20060516_175156_000000352047_00413_22010_9930.N1	16-MAY-2006 17:51:56	Bright	34.500	76	27Gam Cas	2.3000	30000.	69	22010	No
234	GOM_NL__2PRFIN20060516_175309_000000362047_00413_22010_9931.N1	16-MAY-2006 17:53:09	Bright	36.000	68	18Alp Cas	2.2250	4500.0	72	22010	No
235	GOM_NL__2PRFIN20060516_180134_000000432047_00413_22010_9932.N1	16-MAY-2006 18:01:34	Bright	43.000	58	21Alp And	2.0730	11000.	86	22010	No
236	GOM_NL__2PRFIN20060516_180544_000000432047_00413_22010_9933.N1	16-MAY-2006 18:05:44	Twilight	42.500	140	88Gam Peg	2.8340	26000.	85	22010	No
237	GOM_NL__2PRFIN20060516_182104_000000492047_00413_22010_9934.N1	16-MAY-2006 18:21:04	Dark	49.000	18	24Alp PsA	1.1660	9700.0	98	22010	No
238	GOM_NL__2PRFIN20060516_182524_000000512047_00413_22010_9935.N1	16-MAY-2006 18:25:24	Dark	50.500	63	Bet Gru	2.1500	2800.0	101	22010	No
239	GOM_NL__2PRFIN20060516_182654_000000442047_00414_22011_9916.N1	16-MAY-2006 18:26:54	Dark	44.000	31	Alp Gru	1.7340	15200.	88	22011	No
240	GOM_NL__2PRFIN20060516_183227_000000422047_00414_22011_9917.N1	16-MAY-2006 18:32:27	Dark	42.000	45	Alp Pav	1.9400	26000.	84	22011	No
241	GOM_NL__2PRFIN20060516_183936_000000422047_00414_22011_9918.N1	16-MAY-2006 18:39:36	Straylight	41.500	141	Bet Ara	2.8400	4600.0	83	22011	No
242	GOM_NL__2PRFIN20060516_184211_000000472047_00414_22011_9919.N1	16-MAY-2006 18:42:11	Straylight	46.500	40	The Sco	1.8590	7100.0	93	22011	No
243	GOM_NL__2PRFIN20060516_184403_000000462047_00414_22011_9920.N1	16-MAY-2006 18:44:03	Straylight	46.000	25	35Lam Sco	1.6200	28000.	92	22011	No
244	GOM_NL__2PRFIN20060516_184622_000000532047_00414_22011_9921.N1	16-MAY-2006 18:46:22	Twilight	52.500	75	26Eps Sco	2.2910	4250.0	105	22011	No
245	GOM_NL__2PRFIN20060516_184927_000000572047_00414_22011_9922.N1	16-MAY-2006 18:49:27	Twilight	56.500	16	21Alp Sco	1.0200	3000.0	113	22011	No
246	GOM_NL__2PRFIN20060516_185202_000000442047_00414_22011_9923.N1	16-MAY-2006 18:52:02	Bright	43.500	97	8Bet1Sco	2.5610	30000.	87	22011	No
247	GOM_NL__2PRFIN20060516_185351_000000372047_00414_22011_9924.N1	16-MAY-2006 18:53:51	Bright	36.500	122	9Alp2Lib	2.7470	9700.0	73	22011	No
248	GOM_NL__2PRFIN20060516_185541_000000412047_00414_22011_9925.N1	16-MAY-2006 18:55:41	Bright	40.500	104	27Bet Lib	2.6140	13100.	81	22011	No
249	GOM_NL__2PRFIN20060516_190058_000000442047_00414_22011_9926.N1	16-MAY-2006 19:00:58	Bright	43.500	102	24Alp Ser	2.6000	4250.0	87	22011	No
250	GOM_NL__2PRFIN20060516_190408_000000372047_00414_22011_9927.N1	16-MAY-2006 19:04:08	Bright	36.500	3	16Alp Boo	-0.050000	4250.0	73	22011	No
251	GOM_NL__2PRFIN20060516_190635_000000402047_00414_22011_9928.N1	16-MAY-2006 19:06:35	Bright	39.500	83		2.3780	11000.	79	22011	No
252	GOM_NL__2PRFIN20060516_190943_000000372047_00414_22011_9929.N1	16-MAY-2006 19:09:43	Bright	37.000	180	27Gam Boo	3.0400	8000.0	74	22011	No
253	GOM_NL__2PRFIN20060516_191822_000000422047_00414_22011_9930.N1	16-MAY-2006 19:18:22	Bright	41.500	119	14Eta Dra	2.7270	4700.0	83	22011	No
254	GOM_NL__2PRFIN20060516_191956_000000392047_00414_22011_9931.N1	16-MAY-2006 19:19:56	Bright	38.500	60	7Bet UMi	2.0810	3950.0	77	22011	No
255	GOM_NL__2PRFIN20060516_193232_000000332047_00414_22011_9932.N1	16-MAY-2006 19:32:32	Bright	33.000	76	27Gam Cas	2.3000	30000.	66	22011	No
256	GOM_NL__2PRFIN20060516_193345_000000362047_00414_22011_9933.N1	16-MAY-2006 19:33:45	Bright	35.500	68	18Alp Cas	2.2250	4500.0	71	22011	No
257	GOM_NL__2PRFIN20060516_194210_000000442047_00414_22011_9934.N1	16-MAY-2006 19:42:10	Bright	43.500	58	21Alp And	2.0730	11000.	87	22011	No
258	GOM_NL__2PRFIN20060516_194620_000000402047_00414_22011_9935.N1	16-MAY-2006 19:46:20	Twilight	40.000	140	88Gam Peg	2.8340	26000.	80	22011	No
259	GOM_NL__2PRFIN20060516_200141_000000472047_00414_22011_9936.N1	16-MAY-2006 20:01:41	Dark	46.500	18	24Alp PsA	1.1660	9700.0	93	22011	No
260	GOM_NL__2PRFIN20060516_200601_000000502047_00414_22011_9937.N1	16-MAY-2006 20:06:01	Dark	50.000	63	Bet Gru	2.1500	2800.0	100	22011	No
261	GOM_NL__2PRFIN20060516_200730_000000432047_00415_22012_9917.N1	16-MAY-2006 20:07:30	Dark	42.500	31	Alp Gru	1.7340	15200.	85	22012	No
262	GOM_NL__2PRFIN20060516_201303_000000432047_00415_22012_9918.N1	16-MAY-2006 20:13:03	Dark	43.000	45	Alp Pav	1.9400	26000.	86	22012	No
263	GOM_NL__2PRFIN20060516_202013_000000472047_00415_22012_9919.N1	16-MAY-2006 20:20:13	Straylight	46.500	141	Bet Ara	2.8400	4600.0	93	22012	No
264	GOM_NL__2PRFIN20060516_202248_000000542047_00415_22012_9920.N1	16-MAY-2006 20:22:48	Straylight	54.000	40	The Sco	1.8590	7100.0	108	22012	No
265	GOM_NL__2PRFIN20060516_202440_000000492047_00415_22012_9921.N1	16-MAY-2006 20:24:40	Straylight	49.000	25	35Lam Sco	1.6200	28000.	98	22012	No
266	GOM_NL__2PRFIN20060516_202658_000000522047_00415_22012_9922.N1	16-MAY-2006 20:26:58	Twilight	51.500	75	26Eps Sco	2.2910	4250.0	103	22012	No
267	GOM_NL__2PRFIN20060516_203003_000000642047_00415_22012_9923.N1	16-MAY-2006 20:30:03	Twilight	64.000	16	21Alp Sco	1.0200	3000.0	128	22012	No
268	GOM_NL__2PRFIN20060516_203238_000000432047_00415_22012_9924.N1	16-MAY-2006 20:32:38	Bright	43.000	97	8Bet1Sco	2.5610	30000.	86	22012	No
269	GOM_NL__2PRFIN20060516_203427_000000382047_00415_22012_9925.N1	16-MAY-2006 20:34:27	Bright	37.500	122	9Alp2Lib	2.7470	9700.0	75	22012	No
270	GOM_NL__2PRFIN20060516_203617_000000382047_00415_22012_9926.N1	16-MAY-2006 20:36:17	Bright	38.000	104	27Bet Lib	2.6140	13100.	76	22012	No
271	GOM_NL__2PRFIN20060516_204134_000000432047_00415_22012_9927.N1	16-MAY-2006 20:41:34	Bright	43.000	102	24Alp Ser	2.6000	4250.0	86	22012	No
272	GOM_NL__2PRFIN20060516_204444_000000362047_00415_22012_9928.N1	16-MAY-2006 20:44:44	Bright	36.000	3	16Alp Boo	-0.050000	4250.0	72	22012	No
273	GOM_NL__2PRFIN20060516_204711_000000372047_00415_22012_9929.N1	16-MAY-2006 20:47:11	Bright	37.000	83		2.3780	11000.	74	22012	No
274	GOM_NL__2PRFIN20060516_205019_000000362047_00415_22012_9930.N1	16-MAY-2006 20:50:19	Bright	36.000	180	27Gam Boo	3.0400	8000.0	72	22012	No
275	GOM_NL__2PRFIN20060516_205857_000000422047_00415_22012_9931.N1	16-MAY-2006 20:58:57	Bright	41.500	119	14Eta Dra	2.7270	4700.0	83	22012	No
276	GOM_NL__2PRFIN20060516_210032_000000382047_00415_22012_9932.N1	16-MAY-2006 21:00:32	Bright	37.500	60	7Bet UMi	2.0810	3950.0	75	22012	No
277	GOM_NL__2PRFIN20060516_211308_000000362047_00415_22012_9933.N1	16-MAY-2006 21:13:08	Bright	35.500	76	27Gam Cas	2.3000	30000.	71	22012	No
278	GOM_NL__2PRFIN20060516_211421_000000392047_00415_22012_9934.N1	16-MAY-2006 21:14:21	Bright	39.000	68	18Alp Cas	2.2250	4500.0	78	22012	No

279	GOM_NL__2PRFIN20060516_212246_000000452047_00415_22012_9935.N1	16-MAY-2006 21:22:46	Bright	44.500	58	21Alp And	2.0730	11000.	89	22012	No
280	GOM_NL__2PRFIN20060516_212656_000000422047_00415_22012_9936.N1	16-MAY-2006 21:26:56	Twilight	42.000	140	88Gam Peg	2.8340	26000.	84	22012	No
281	GOM_NL__2PRFIN20060516_214218_000000492047_00415_22012_9937.N1	16-MAY-2006 21:42:18	Dark	48.500	18	24Alp PsA	1.1660	9700.0	97	22012	No
282	GOM_NL__2PRFIN20060516_214637_000000472047_00415_22012_9938.N1	16-MAY-2006 21:46:37	Dark	47.000	63	Bet Gru	2.1500	2800.0	94	22012	No
283	GOM_NL__2PRFIN20060516_214807_000000422047_00416_22013_9918.N1	16-MAY-2006 21:48:07	Dark	41.500	31	Alp Gru	1.7340	15200.	83	22013	No
284	GOM_NL__2PRFIN20060516_215340_000000412047_00416_22013_9919.N1	16-MAY-2006 21:53:40	Dark	41.000	45	Alp Pav	1.9400	26000.	82	22013	No
285	GOM_NL__2PRFIN20060516_220049_000000422047_00416_22013_9920.N1	16-MAY-2006 22:00:49	Straylight	41.500	141	Bet Ara	2.8400	4600.0	83	22013	No
286	GOM_NL__2PRFIN20060516_220324_000000502047_00416_22013_9921.N1	16-MAY-2006 22:03:24	Straylight	50.000	40	The Sco	1.8590	7100.0	100	22013	No
287	GOM_NL__2PRFIN20060516_220516_000000492047_00416_22013_9922.N1	16-MAY-2006 22:05:16	Straylight	49.000	25	35Lam Sco	1.6200	28000.	98	22013	No
288	GOM_NL__2PRFIN20060516_220735_000000522047_00416_22013_9923.N1	16-MAY-2006 22:07:35	Tw_i_and_stray	51.500	75	26Eps Sco	2.2910	4250.0	103	22013	No
289	GOM_NL__2PRFIN20060516_221039_000000592047_00416_22013_9924.N1	16-MAY-2006 22:10:39	Tw_i_and_stray	58.500	16	21Alp Sco	1.0200	3000.0	117	22013	No
290	GOM_NL__2PRFIN20060516_221314_000000452047_00416_22013_9925.N1	16-MAY-2006 22:13:14	Bright	44.500	97	8Bet1Sco	2.5610	30000.	89	22013	No
291	GOM_NL__2PRFIN20060516_221503_000000372047_00416_22013_9926.N1	16-MAY-2006 22:15:03	Bright	37.000	122	9Alp2Lib	2.7470	9700.0	74	22013	No
292	GOM_NL__2PRFIN20060516_221653_000000412047_00416_22013_9927.N1	16-MAY-2006 22:16:53	Bright	40.500	104	27Bet Lib	2.6140	13100.	81	22013	No
293	GOM_NL__2PRFIN20060516_222210_000000432047_00416_22013_9928.N1	16-MAY-2006 22:22:10	Bright	43.000	102	24Alp Ser	2.6000	4250.0	86	22013	No
294	GOM_NL__2PRFIN20060516_222520_000000352047_00416_22013_9929.N1	16-MAY-2006 22:25:20	Bright	35.000	3	16Alp Boo	-0.050000	4250.0	70	22013	No
295	GOM_NL__2PRFIN20060516_222746_000000402047_00416_22013_9930.N1	16-MAY-2006 22:27:46	Bright	39.500	83		2.3780	11000.	79	22013	No
296	GOM_NL__2PRFIN20060516_223055_000000542047_00416_22013_9931.N1	16-MAY-2006 22:30:55	Bright	54.000	180	27Gam Boo	3.0400	8000.0	108	22013	No
297	GOM_NL__2PRFIN20060516_223933_000000412047_00416_22013_9932.N1	16-MAY-2006 22:39:33	Bright	41.000	119	14Eta Dra	2.7270	4700.0	82	22013	No
298	GOM_NL__2PRFIN20060516_224107_000000372047_00416_22013_9933.N1	16-MAY-2006 22:41:07	Bright	37.000	60	7Bet UMi	2.0810	3950.0	74	22013	No
299	GOM_NL__2PRFIN20060516_225343_000000532047_00416_22013_9934.N1	16-MAY-2006 22:53:43	Bright	53.000	76	27Gam Cas	2.3000	30000.	106	22013	No
300	GOM_NL__2PRFIN20060516_225457_000000382047_00416_22013_9935.N1	16-MAY-2006 22:54:57	Bright	37.500	68	18Alp Cas	2.2250	4500.0	75	22013	No
301	GOM_NL__2PRFIN20060516_230322_000000462047_00416_22013_9936.N1	16-MAY-2006 23:03:22	Bright	45.500	58	21Alp And	2.0730	11000.	91	22013	No
302	GOM_NL__2PRFIN20060516_230733_000000422047_00416_22013_9937.N1	16-MAY-2006 23:07:33	Twilight	41.500	140	88Gam Peg	2.8340	26000.	83	22013	No
303	GOM_NL__2PRFIN20060516_232255_000000522047_00416_22013_9938.N1	16-MAY-2006 23:22:55	Dark	51.500	18	24Alp PsA	1.1660	9700.0	103	22013	No
304	GOM_NL__2PRFIN20060516_232714_000000472047_00416_22013_9939.N1	16-MAY-2006 23:27:14	Dark	46.500	63	Bet Gru	2.1500	2800.0	93	22013	No
305	GOM_NL__2PRFIN20060516_232844_000000422047_00417_22014_9919.N1	16-MAY-2006 23:28:44	Dark	42.000	31	Alp Gru	1.7340	15200.	84	22014	No
306	GOM_NL__2PRFIN20060516_233416_000000412047_00417_22014_9920.N1	16-MAY-2006 23:34:16	Dark	41.000	45	Alp Pav	1.9400	26000.	82	22014	No
307	GOM_NL__2PRFIN20060516_234126_000000422047_00417_22014_9921.N1	16-MAY-2006 23:41:26	Straylight	41.500	141	Bet Ara	2.8400	4600.0	83	22014	No
308	GOM_NL__2PRFIN20060516_234401_000000482047_00417_22014_9922.N1	16-MAY-2006 23:44:01	Straylight	48.000	40	The Sco	1.8590	7100.0	96	22014	No
309	GOM_NL__2PRFIN20060516_234553_000000522047_00417_22014_9923.N1	16-MAY-2006 23:45:53	Straylight	52.000	25	35Lam Sco	1.6200	28000.	104	22014	No
310	GOM_NL__2PRFIN20060516_234811_000000532047_00417_22014_9924.N1	16-MAY-2006 23:48:11	Tw_i_and_stray	52.500	75	26Eps Sco	2.2910	4250.0	105	22014	No
311	GOM_NL__2PRFIN20060516_235115_000000632047_00417_22014_9925.N1	16-MAY-2006 23:51:15	Tw_i_and_stray	62.500	16	21Alp Sco	1.0200	3000.0	125	22014	No
312	GOM_NL__2PRFIN20060516_235350_000000432047_00417_22014_9926.N1	16-MAY-2006 23:53:50	Bright	43.000	97	8Bet1Sco	2.5610	30000.	86	22014	No
313	GOM_NL__2PRFIN20060516_235539_000000372047_00417_22014_9927.N1	16-MAY-2006 23:55:39	Bright	37.000	122	9Alp2Lib	2.7470	9700.0	74	22014	No
314	GOM_NL__2PRFIN20060516_235729_000000392047_00417_22014_9928.N1	16-MAY-2006 23:57:29	Bright	38.500	104	27Bet Lib	2.6140	13100.	77	22014	No

3. Quality information per product

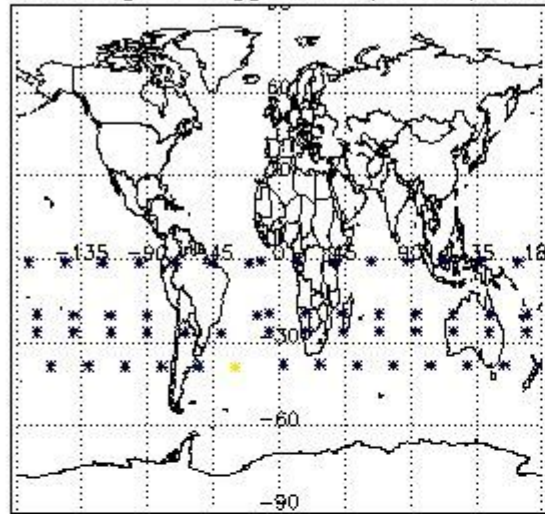
In this section it is plotted some information contained in the Quality Summary data set of the level 2 products. Only products in dark limb conditions and without errors (error flag in the MPH set to "0") are used.

3.1 Plot quality information per product (time dependant)

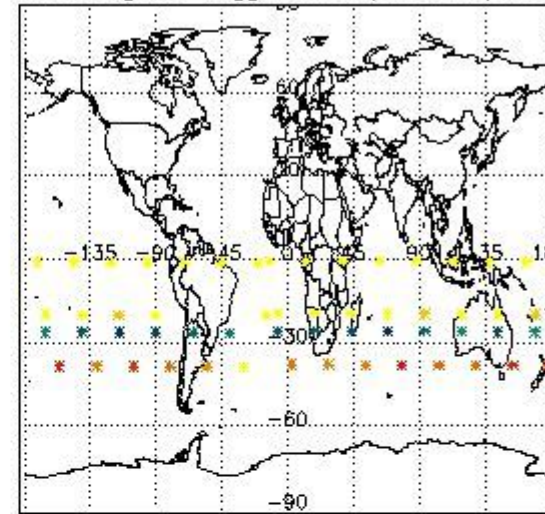


3.2 Plot quality information per product (world map)

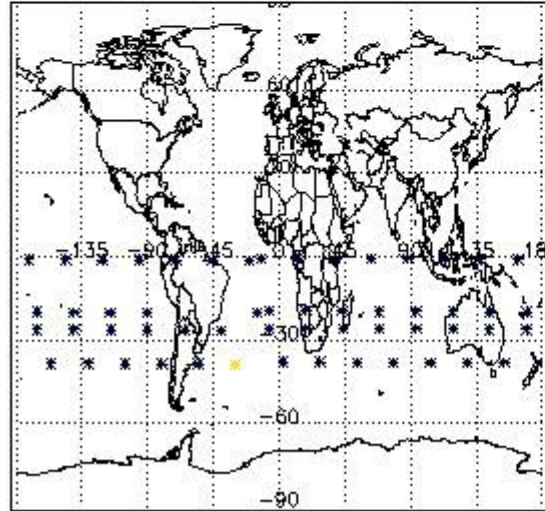
Percentage of flagged data per O3 profile



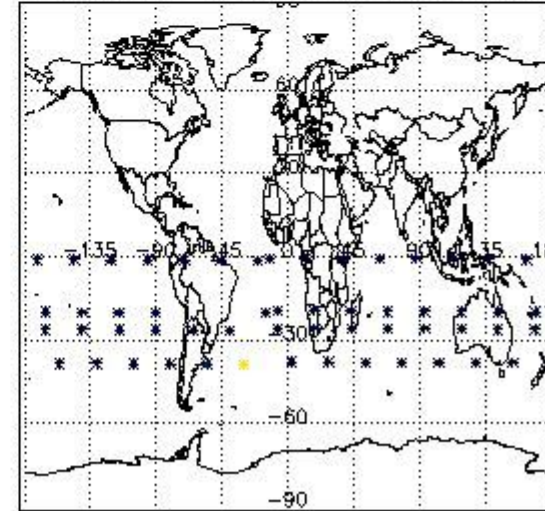
Percentage of flagged data per H2O profile



Percentage of flagged data per NO2 profile



Percentage of flagged data per NO3 profile

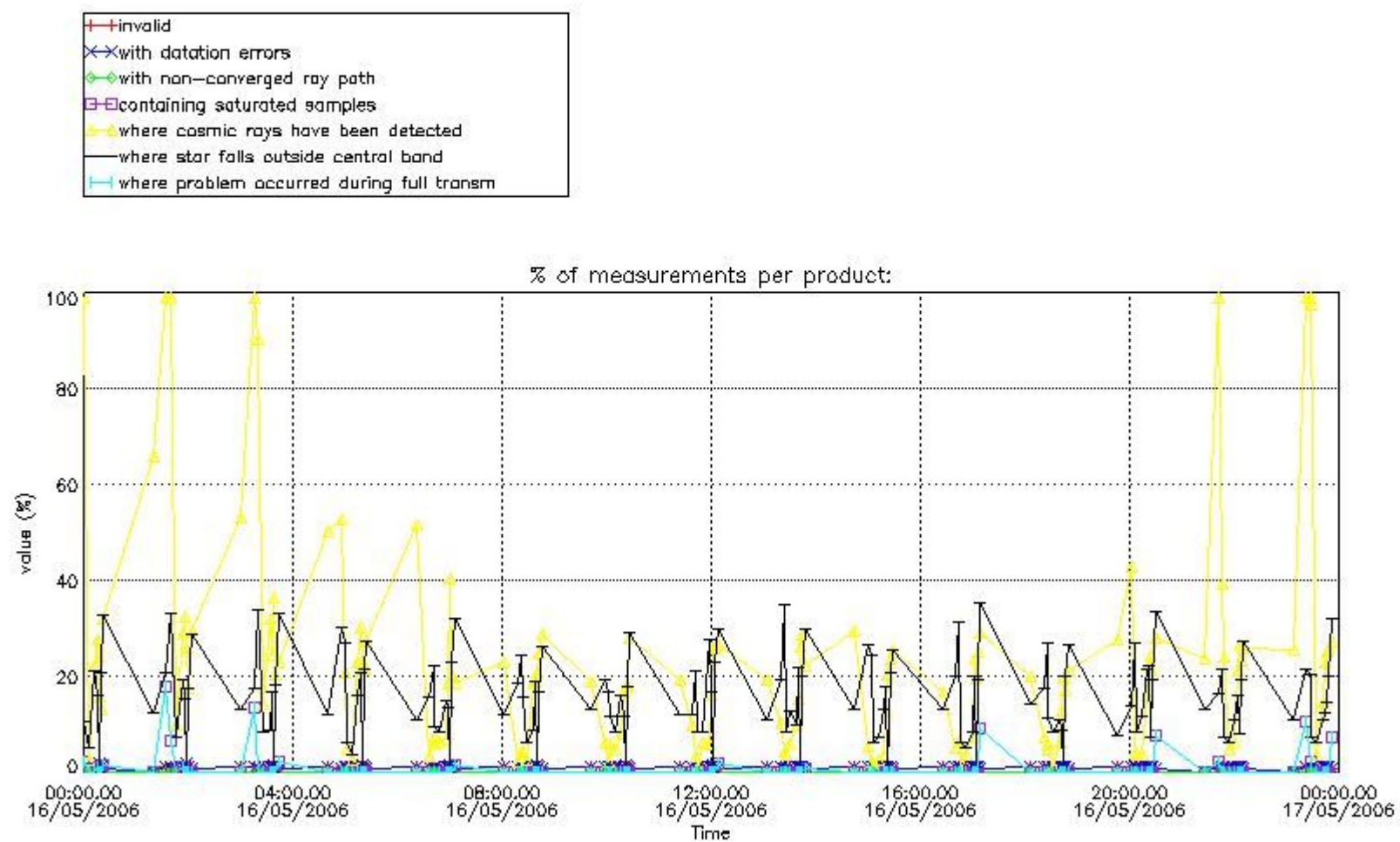


4. Level 1 quality information per product

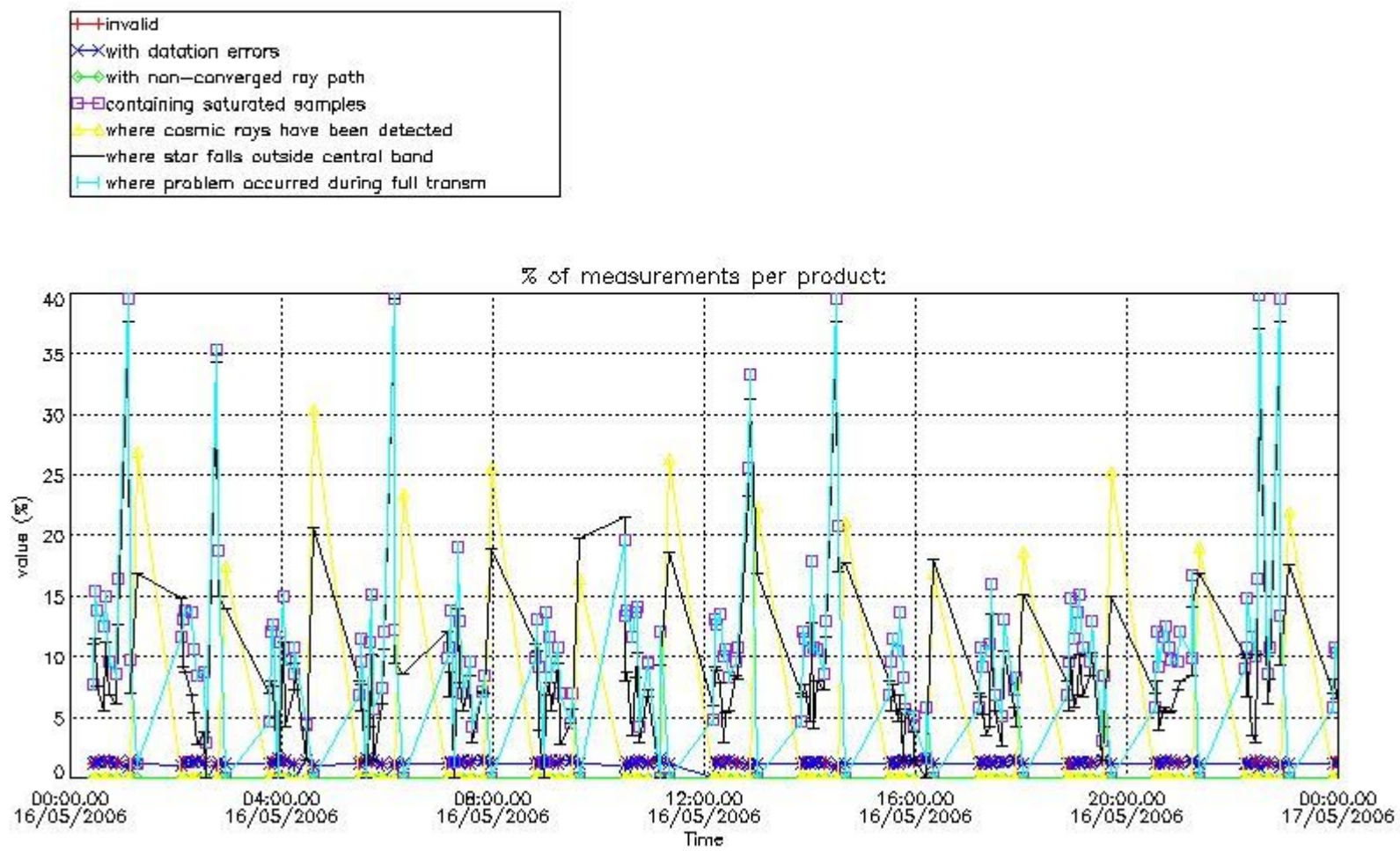
In this section it is plotted some information contained in the Quality Summary data set of the level 2 products that comes from the level 1b processing. Products without errors (error flag in the MPH set to "0") are used.

4.1 Plot quality information per product (time dependant) coming from level 1b processing

4.1.1 Plot level 1 quality information per product (time dependant): ENVISAT ASCENDING passes



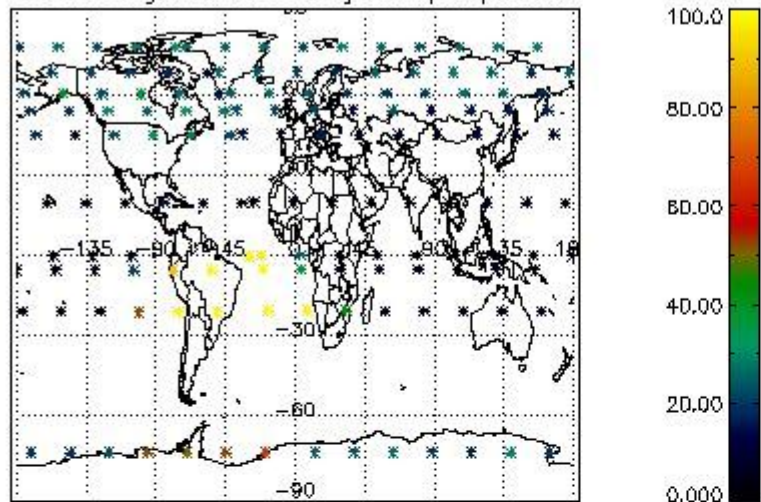
4.1.2 Plot level 1 quality information per product (time dependant): ENVI SAT DESCENDING passes



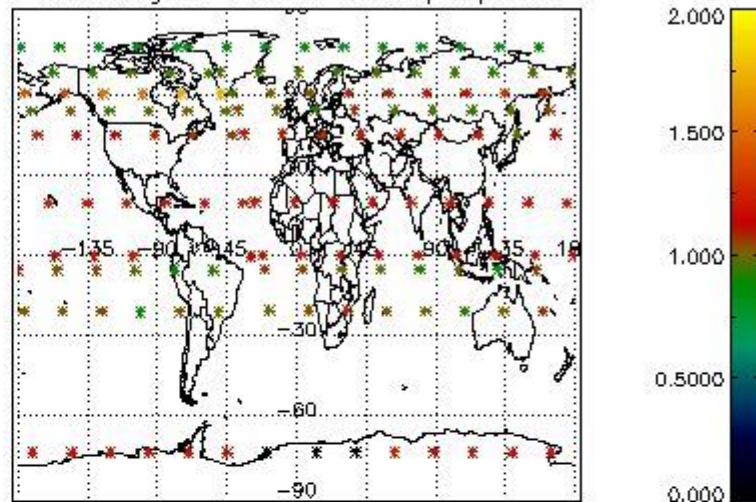
4.2 Plot quality information per product coming from level 1b processing (world map)

4.2.1 Plot level 1 quality information per product (world map): ENVISAT ASCENDING passes

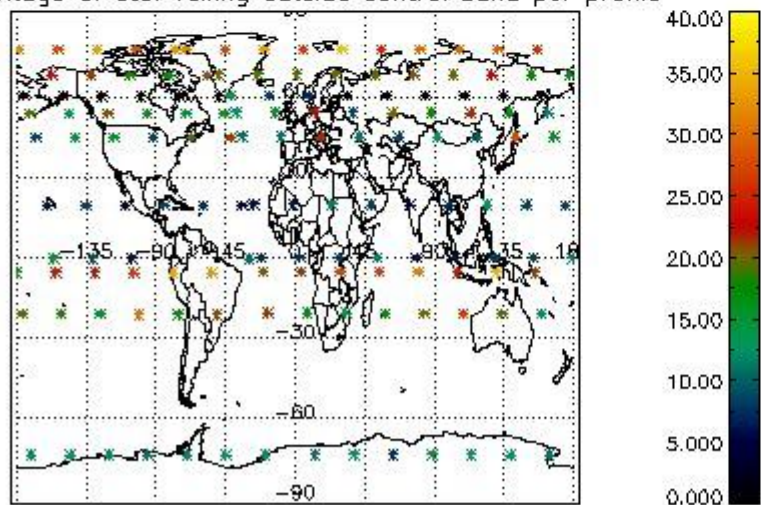
Percentage of cosmic ray hits per profile



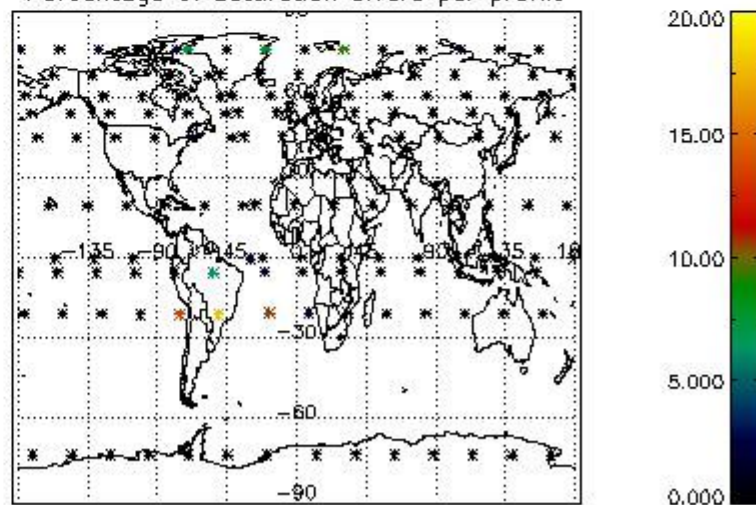
Percentage of datation errors per profile



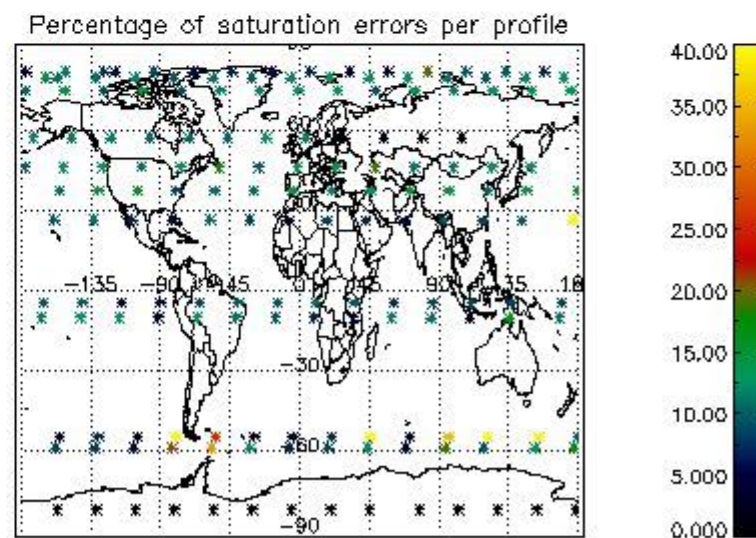
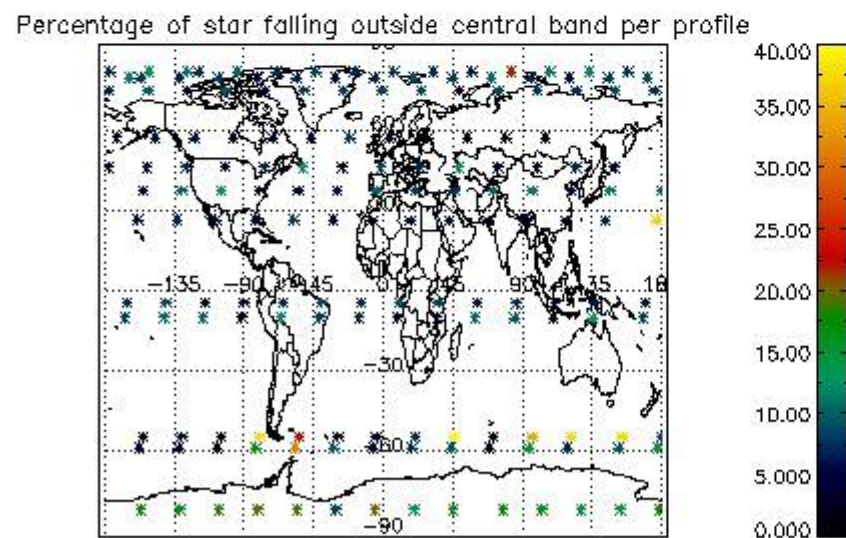
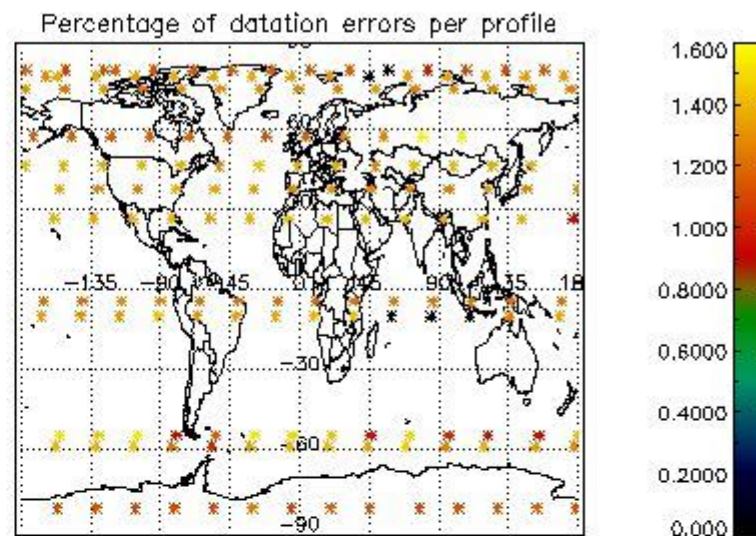
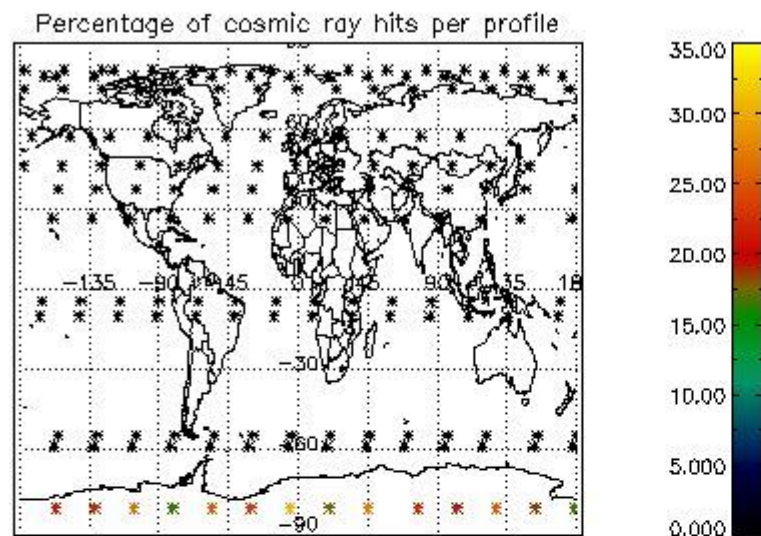
Percentage of star falling outside central band per profile



Percentage of saturation errors per profile



4.2.2 Plot level 1 quality information per product (world map): ENVISAT DESCENDING passes



5. Trace gas profiles

5.1 Ozone statistics based on quality of products

The final quality of the products can be "measured" using the STD (Standard Deviation) attached to every point profile. This information is written to the parameter GOM_NL__2P/NL_LOCAL_SPECIES_DENSITY/o3_std of the level 2 products. The table below shows the statistics for given STD ranges.

The statistics are given with respect to the overall valid production:

- Products without fatal errors: GOM_NL__2P/MPH/PRODUCT_ERR=0
- Valid point profile: GOM_NL__2P/NL_LOCAL_SPECIES_DENSITY/pcd(0)=0

The 'Criteria' is applied to valid points of dark limb products:

- Products in dark limb illumination condition: GOM_NL__2P/NL_SUMMARY_QUALITY/obs_ill_cond=0
- Products without fatal errors: GOM_NL__2P/MPH/PRODUCT_ERR=0
- Valid point profile: GOM_NL__2P/NL_LOCAL_SPECIES_DENSITY/pcd(0)=0

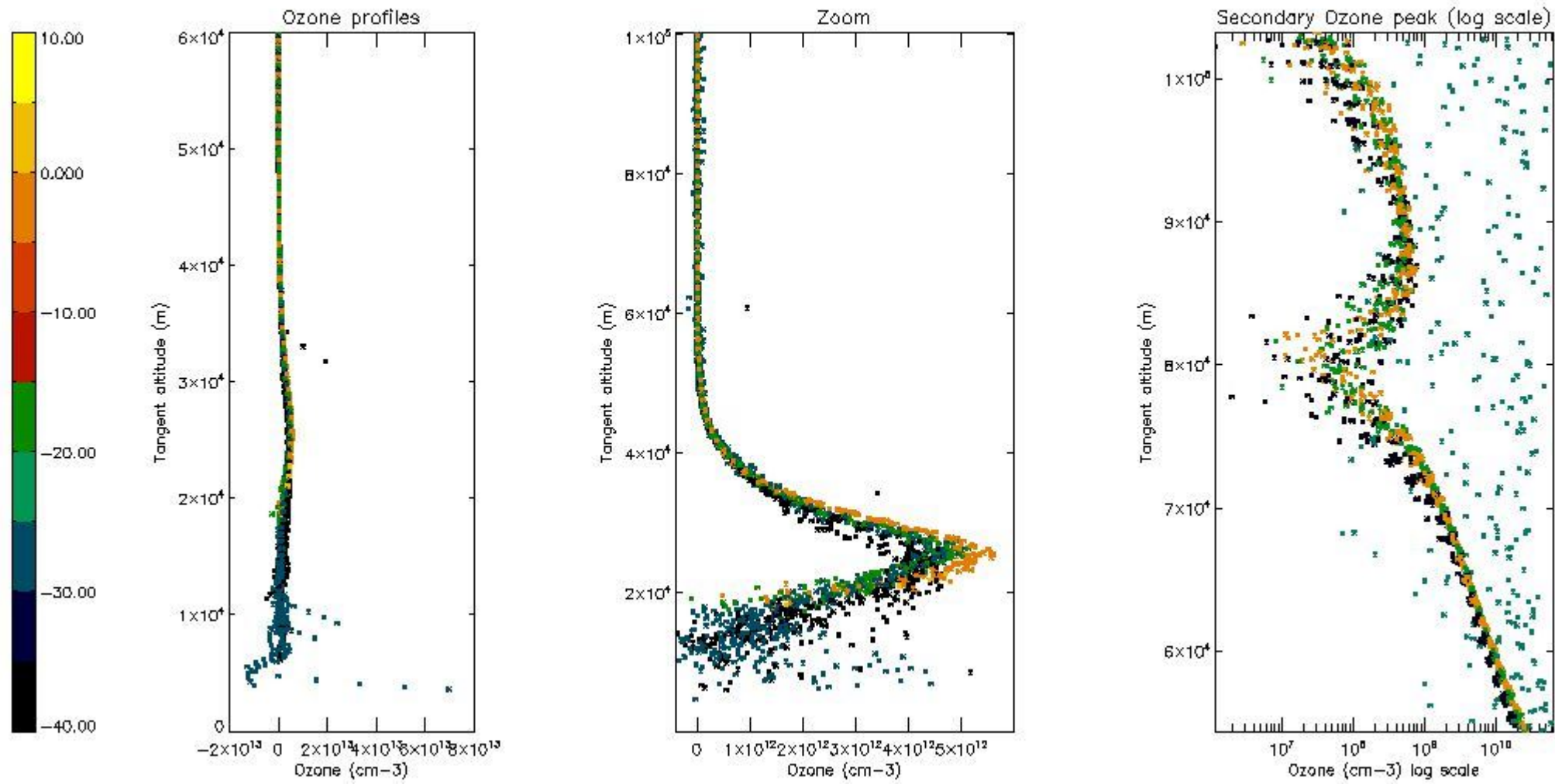
So, the table below shows the percentage of dark limb and valid observations for each criteria with respect to the overall valid daily observations.

Criteria	% of total production
All STD	19
STD < 20	11

STD < 10	9
STD < 5	7

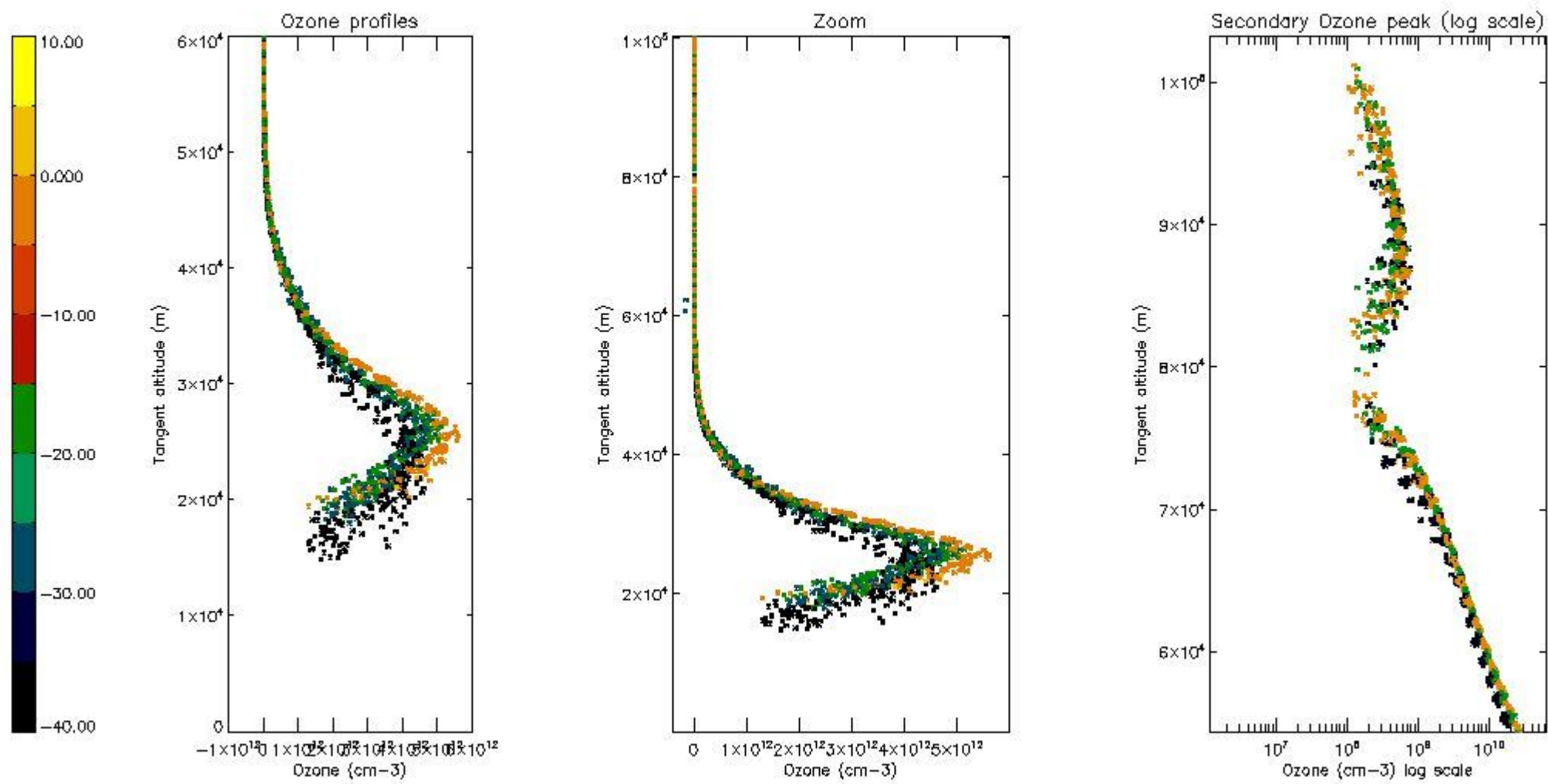
5.2 Plot ozone profiles for all STD (dark without errors)

The colorbar represents the latitude.



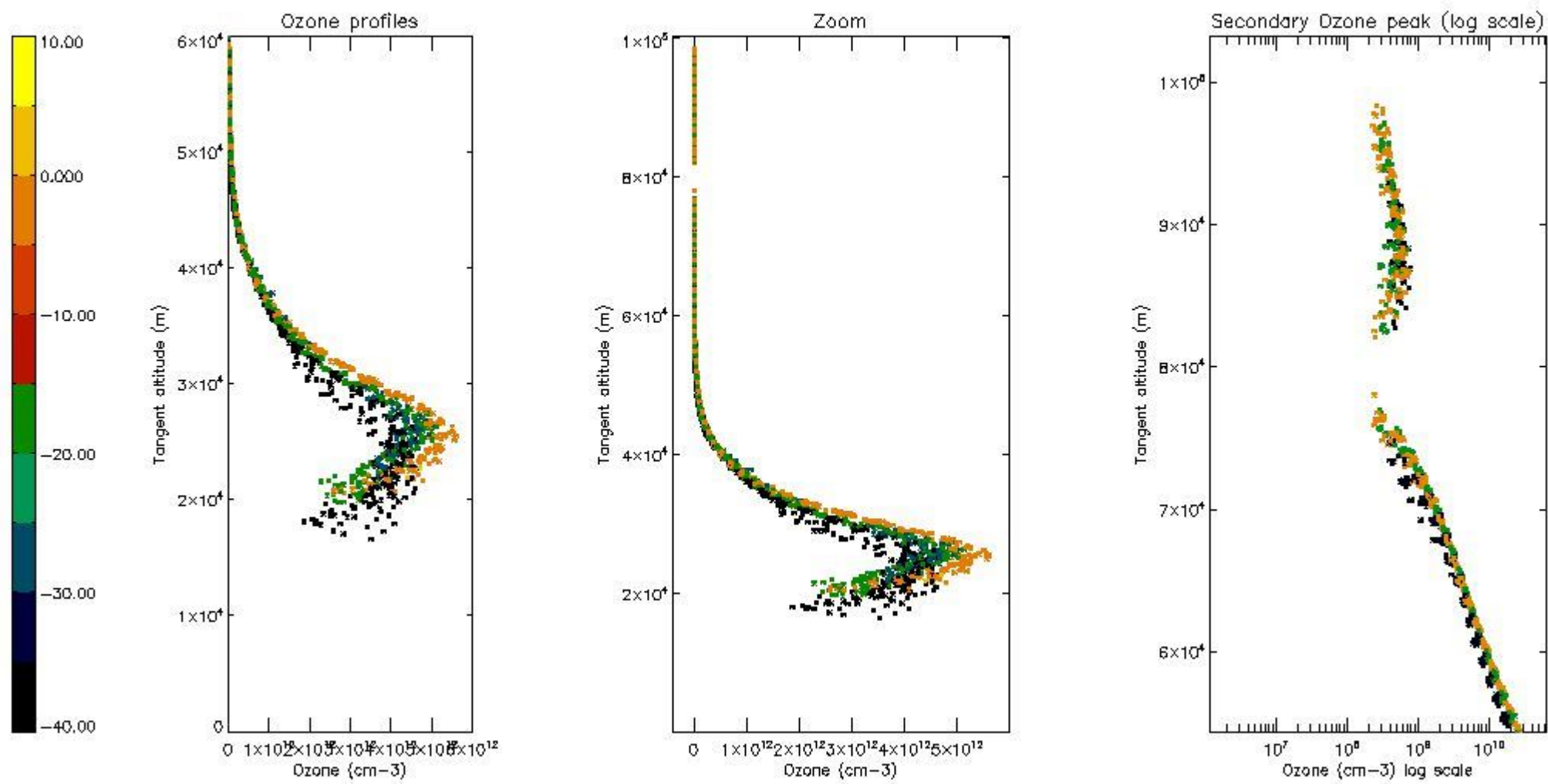
5.3 Plot ozone profiles where STD < 20% (dark without errors)

The colorbar represents the latitude.



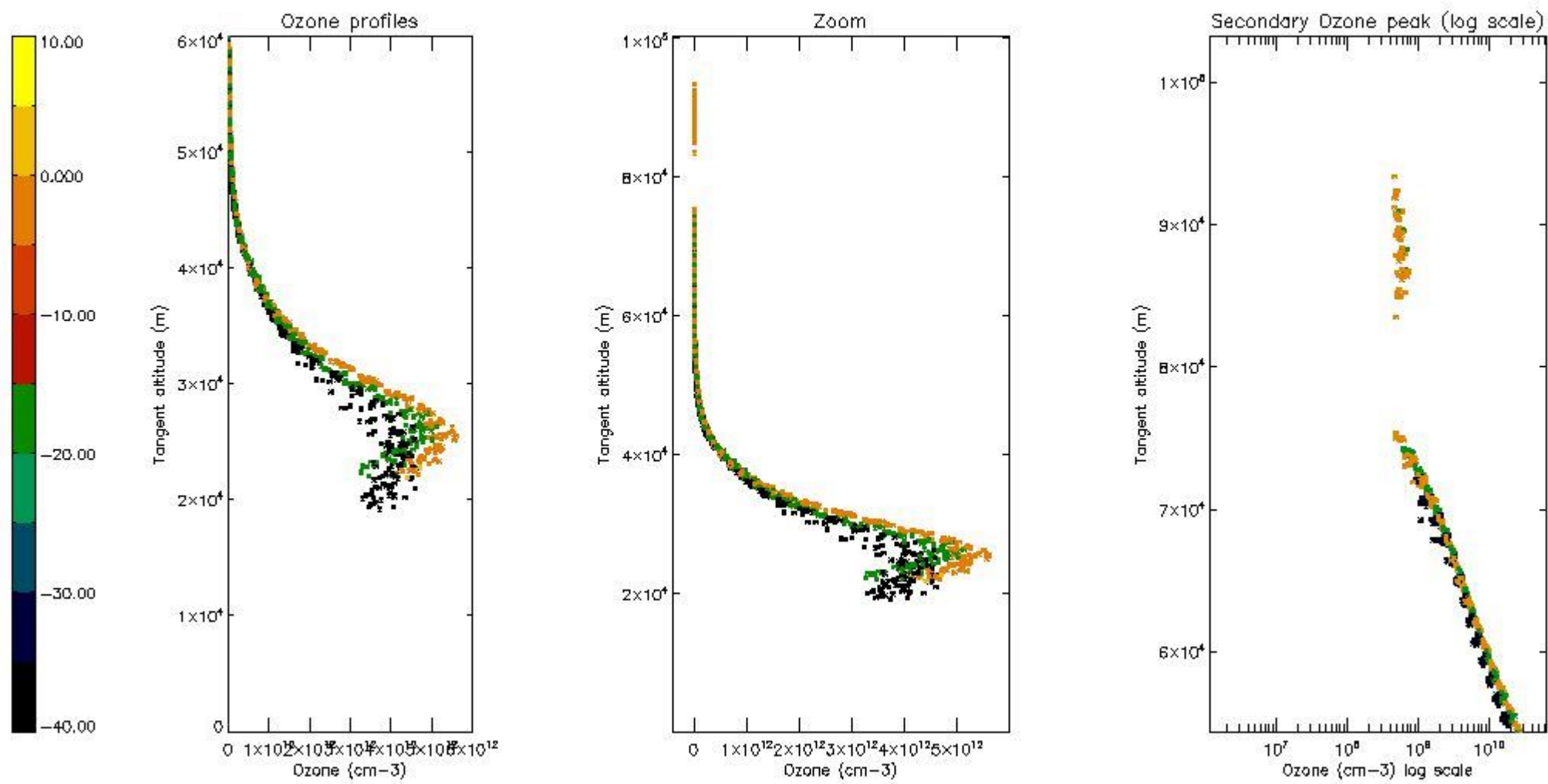
5.4 Plot ozone profiles where STD < 10% (dark without errors)

The colorbar represents the latitude.



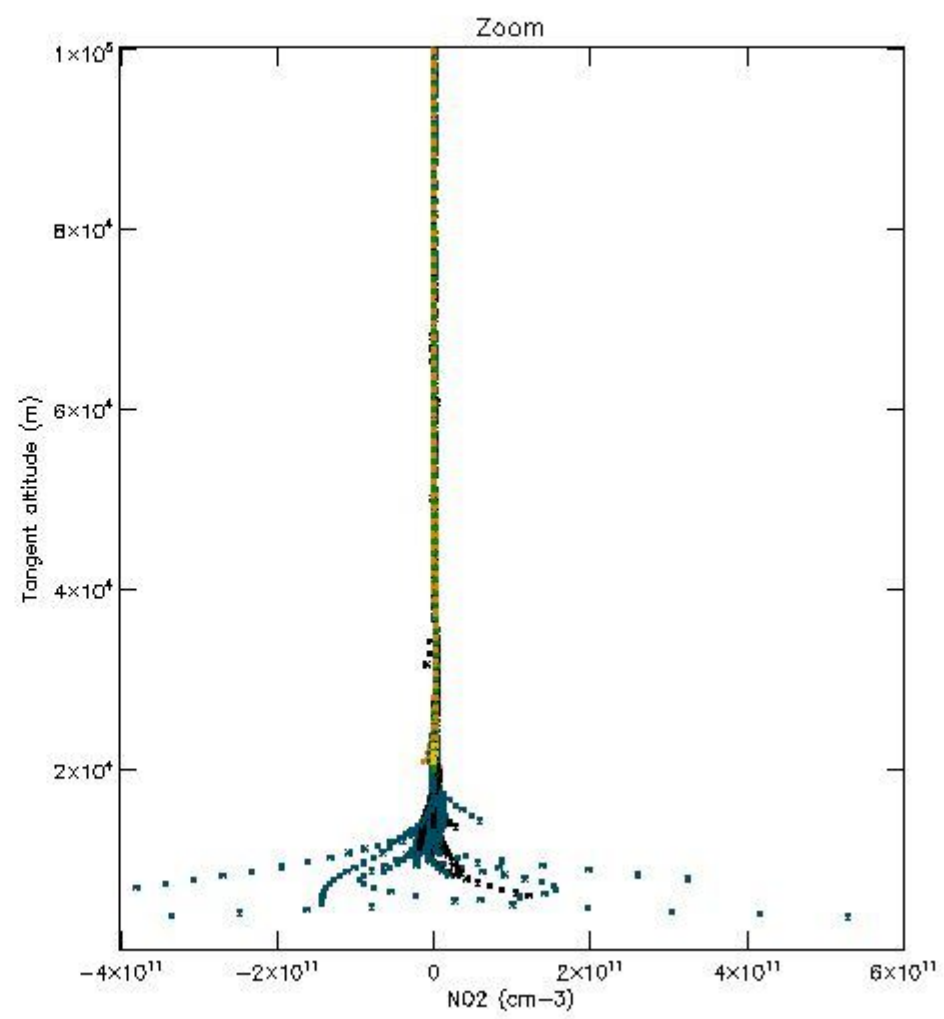
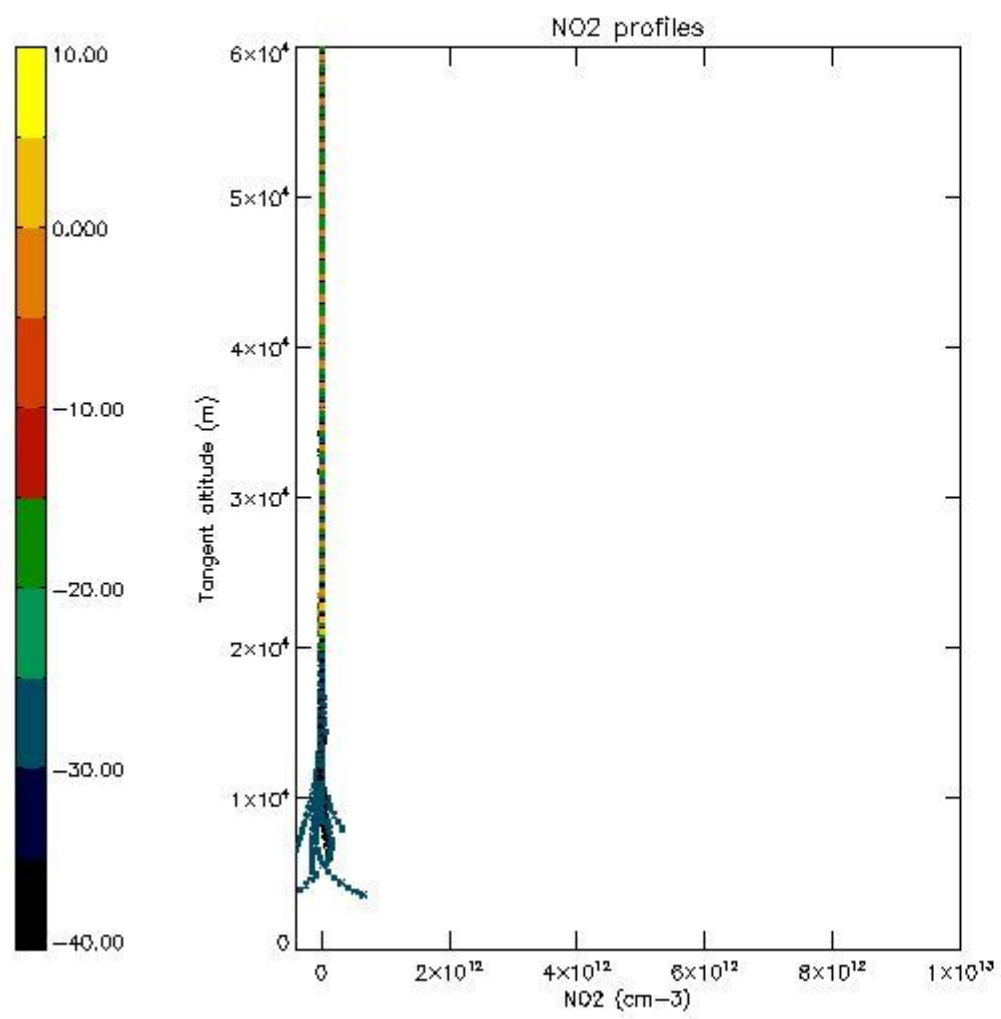
5.5 Plot ozone profiles where STD < 5% (dark without errors)

The colorbar represents the latitude.



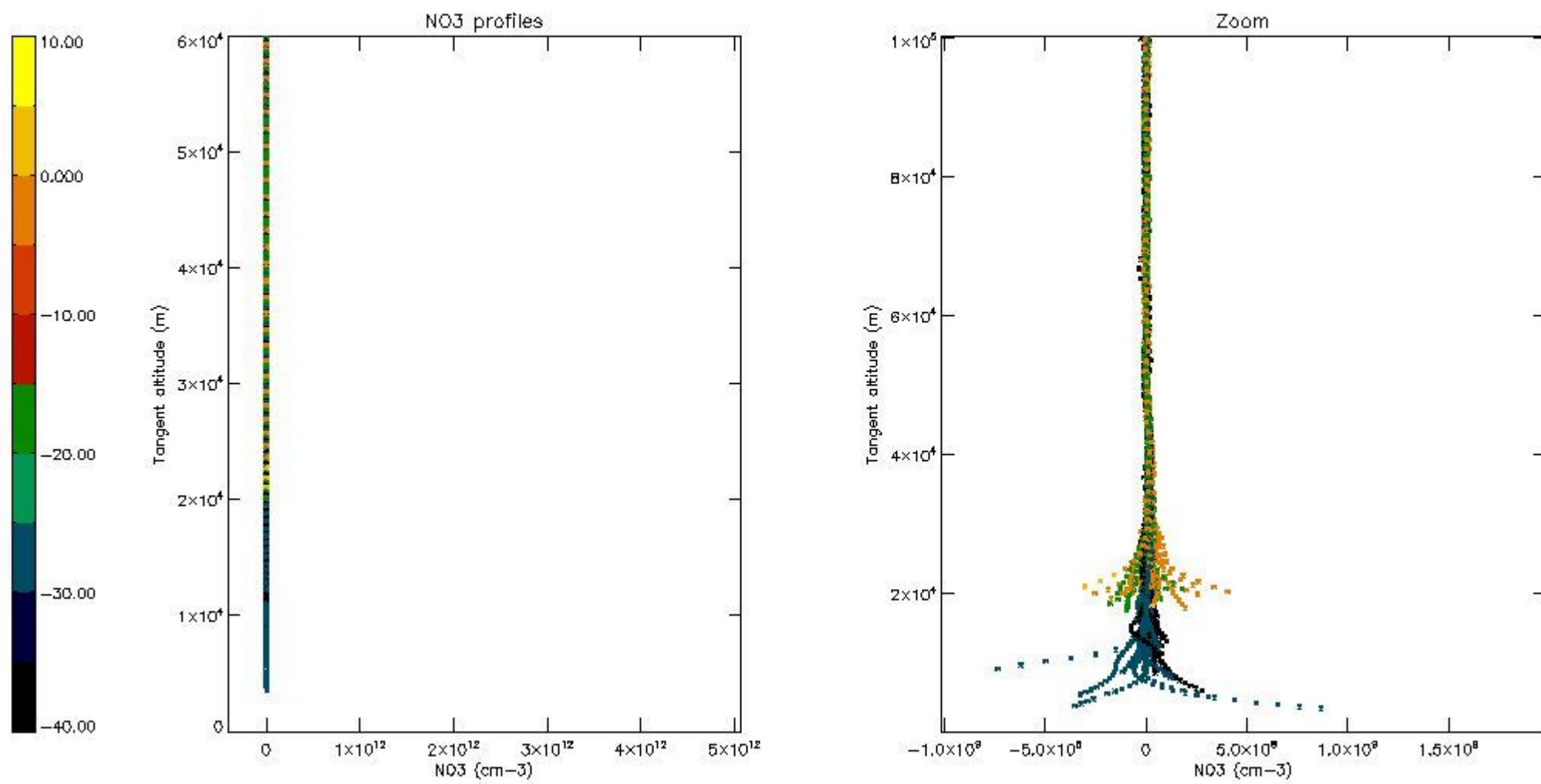
5.6 Plot NO₂ profiles for all STD (dark without errors)

The colorbar represents the latitude.



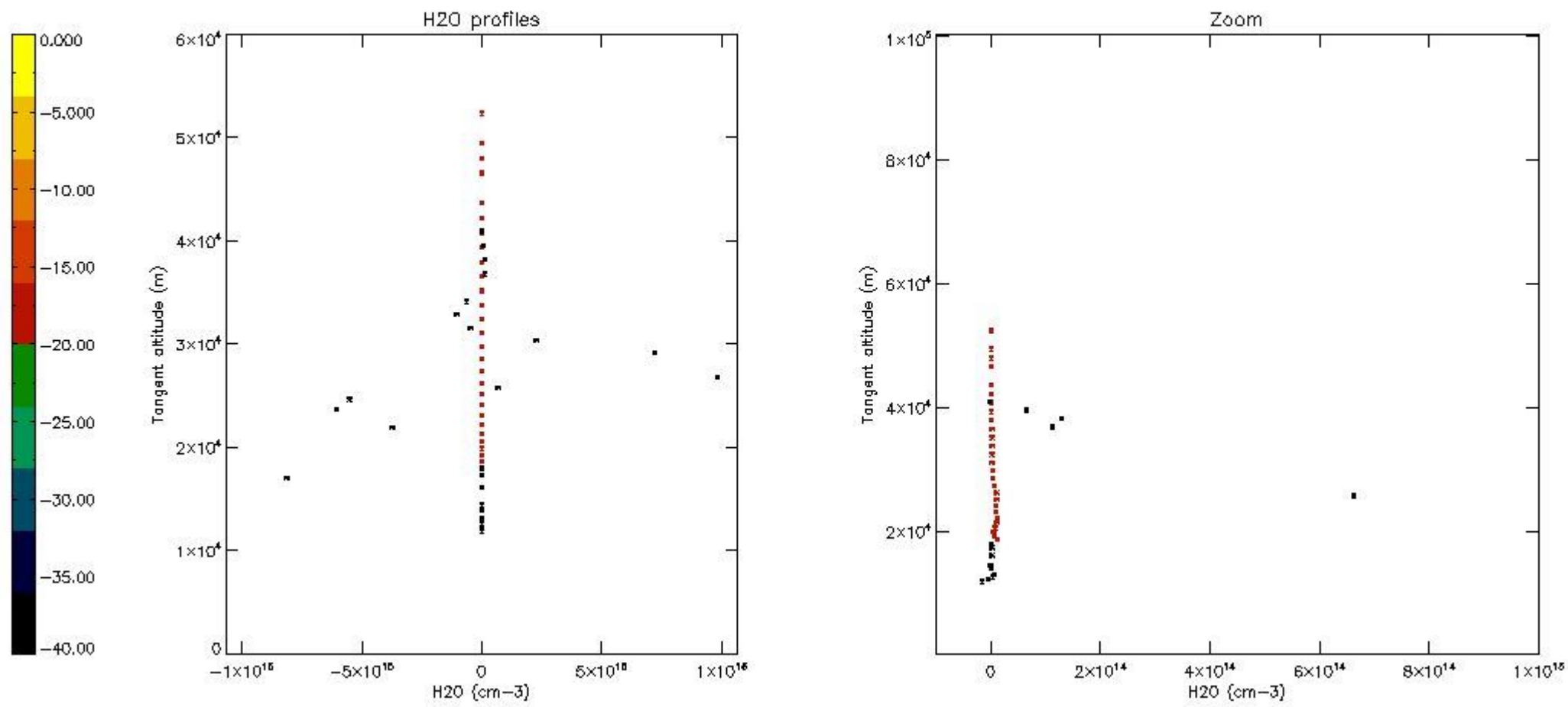
5.7 Plot NO3 profiles for all STD (dark without errors)

The colorbar represents the latitude.



5.8 Plot H2O profiles for all STD (only for occultations of stars 1,2,3,4,13,14,16,26,63 dark without errors)

The colorbar represents the latitude.



6. Auxiliary Data Files used for the production reported in section 2

The number reported in the third column indicates since which file (see list in section 2) the corresponding auxiliary file has been used. The fourth column is the date of those product files.

Type	Auxiliary Filename	Used since product	Used since product date
INST_PHYS_CHARACTERISTICS	GOM_INS_AXVIEC20091111_143220_20030716_120000_20500101_000000	1	16-MAY-2006 00:00:10
LEVEL-2_PROC_CONFIG	GOM_PR2_AXVIEC20091111_152718_20020301_000000_20500101_000000	1	16-MAY-2006 00:00:10
CROSS_SECTIONS_FILE	GOM_CRS_AXVIEC20091111_154832_20020301_000000_20500101_000000	1	16-MAY-2006 00:00:10

GOMOS Level 2 Daily Report

SUMMARY

[1. General Info](#)

[2. Summary of processed GOM_NL_2P products](#)

[3. Level 2 Quality information per product](#)

[3.1 Plot of level 2 quality information per product \(time dependant\)](#)

[3.2 Plot of level 2 quality information per product \(world map\)](#)

[4. Level 1 Quality information per product \(stored on level 2 products\)](#)

[4.1 Plot of level 1 quality information per product \(time dependant\)](#)

[4.1.1 Plot of level 1 quality information per product \(time dependant\): ASCENDING](#)

[4.1.2 Plot of level 1 quality information per product \(time dependant\): DESCENDING](#)

[4.2 Plot of level 1 quality information per product \(world map\)](#)

[4.2.1 Plot of level 1 quality information per product \(world map\): ASCENDING](#)

[4.2.2 Plot of level 1 quality information per product \(world map\): DESCENDING](#)

[5. Ozone profiles based on quality statistics and other trace gas profiles](#)

[5.1 Ozone statistics based on quality of products](#)

[5.2 Plot ozone profiles for all STD \(dark without errors\)](#)

[5.3 Plot ozone profiles where STD < 20% \(dark without errors\)](#)

[5.4. Plot ozone profiles where STD < 10% \(dark without errors\)](#)

[5.5. Plot ozone profiles where STD < 5% \(dark without errors\)](#)

[5.6 Plot NO2 profiles for all STD \(dark without errors\)](#)

[5.7 Plot NO3 profiles for all STD \(dark without errors\)](#)

[5.8 Plot H2O profiles \(only for occultations of stars 1,2,3,4,13,14,16,26,63 dark without errors\) for all STD](#)

[6. Auxiliary Data Files used for the production reported in section 2](#)

This report presents the daily analysis on parameters extracted from GOMOS level 2 data (GOM_NL__2P). It is intended to monitor some important parameters that will impact the quality of these products. A list of level 2 products (and content) that have arrived during the reporting day to the PCF is also given.

Item	Value
Time of report generation	23APR2013 21:11:06
Data source version	GOMOS/6.01
Start time of products	16-05-2006 (16MAY2006 00:00:00)
Stop time of products	17-05-2006 (17MAY2006 00:00:00)
Store outputs in DB	Yes
Nb of level 2 prods	314
Nb of prods with errors	0

2. Summary of processed GOM_NL__2P products.

Nr	Filename	UTC Start time	Limb	Duration	Star Id	Star Name	Star Mag	Star Temp	Nb Meas	Orbit	Prod. error
1	GOM_NL__2PRFIN20060516_000010_000000432047_00402_21999_9905.N1	16-MAY-2006 00:00:10	Dark	43.000	31	Alp Gru	1.7340	15200.	86	21999	No
2	GOM_NL__2PRFIN20060516_000543_000000412047_00403_22000_9885.N1	16-MAY-2006 00:05:43	Dark	40.500	45	Alp Pav	1.9400	26000.	81	22000	No
3	GOM_NL__2PRFIN20060516_001255_000000482047_00403_22000_9886.N1	16-MAY-2006 00:12:55	Straylight	47.500	141	Bet Ara	2.8400	4600.0	95	22000	No
4	GOM_NL__2PRFIN20060516_001529_000000512047_00403_22000_9887.N1	16-MAY-2006 00:15:29	Straylight	50.500	40	The Sco	1.8590	7100.0	101	22000	No
5	GOM_NL__2PRFIN20060516_001721_000000292047_00403_22000_9888.N1	16-MAY-2006 00:17:21	Straylight	29.000	25	35Lam Sco	1.6200	28000.	58	22000	No
6	GOM_NL__2PRFIN20060516_001942_000000542047_00403_22000_9889.N1	16-MAY-2006 00:19:42	Twilight	53.500	75	26Eps Sco	2.2910	4250.0	107	22000	No
7	GOM_NL__2PRFIN20060516_002248_000000642047_00403_22000_9890.N1	16-MAY-2006 00:22:48	Twilight	64.000	16	21Alp Sco	1.0200	3000.0	128	22000	No
8	GOM_NL__2PRFIN20060516_002525_000000452047_00403_22000_9891.N1	16-MAY-2006 00:25:25	Bright	45.000	97	8Bet1Sco	2.5610	30000.	90	22000	No
9	GOM_NL__2PRFIN20060516_002714_000000392047_00403_22000_9892.N1	16-MAY-2006 00:27:14	Bright	39.000	122	9Alp2Lib	2.7470	9700.0	78	22000	No
10	GOM_NL__2PRFIN20060516_002905_000000402047_00403_22000_9893.N1	16-MAY-2006 00:29:05	Bright	40.000	104	27Bet Lib	2.6140	13100.	80	22000	No
11	GOM_NL__2PRFIN20060516_003733_000000362047_00403_22000_9894.N1	16-MAY-2006 00:37:33	Bright	36.000	3	16Alp Boo	-0.050000	4250.0	72	22000	No
12	GOM_NL__2PRFIN20060516_004001_000000402047_00403_22000_9895.N1	16-MAY-2006 00:40:01	Bright	40.000	83		2.3780	11000.	80	22000	No
13	GOM_NL__2PRFIN20060516_004310_000000372047_00403_22000_9896.N1	16-MAY-2006 00:43:10	Bright	36.500	180	27Gam Boo	3.0400	8000.0	73	22000	No
14	GOM_NL__2PRFIN20060516_005151_000000412047_00403_22000_9897.N1	16-MAY-2006 00:51:51	Bright	41.000	119	14Eta Dra	2.7270	4700.0	82	22000	No
15	GOM_NL__2PRFIN20060516_005322_000000402047_00403_22000_9898.N1	16-MAY-2006 00:53:22	Bright	39.500	60	7Bet UMi	2.0810	3950.0	79	22000	No
16	GOM_NL__2PRFIN20060516_010556_000000532047_00403_22000_9899.N1	16-MAY-2006 01:05:56	Bright	53.000	76	27Gam Cas	2.3000	30000.	106	22000	No
17	GOM_NL__2PRFIN20060516_010710_000000362047_00403_22000_9900.N1	16-MAY-2006 01:07:10	Bright	36.000	68	18Alp Cas	2.2250	4500.0	72	22000	No
18	GOM_NL__2PRFIN20060516_011532_000000452047_00403_22000_9901.N1	16-MAY-2006 01:15:32	Bright	44.500	58	21Alp And	2.0730	11000.	89	22000	No
19	GOM_NL__2PRFIN20060516_011942_000000412047_00403_22000_9902.N1	16-MAY-2006 01:19:42	Twilight	41.000	140	88Gam Peg	2.8340	26000.	82	22000	No
20	GOM_NL__2PRFIN20060516_013457_000000512047_00403_22000_9903.N1	16-MAY-2006 01:34:57	Dark	50.500	18	24Alp PsA	1.1660	9700.0	101	22000	No
21	GOM_NL__2PRFIN20060516_013918_000000552047_00403_22000_9904.N1	16-MAY-2006 01:39:18	Dark	54.500	63	Bet Gru	2.1500	2800.0	109	22000	No
22	GOM_NL__2PRFIN20060516_014620_000000422047_00404_22001_9886.N1	16-MAY-2006 01:46:20	Dark	41.500	45	Alp Pav	1.9400	26000.	83	22001	No
23	GOM_NL__2PRFIN20060516_015332_000000472047_00404_22001_9887.N1	16-MAY-2006 01:53:32	Straylight	46.500	141	Bet Ara	2.8400	4600.0	93	22001	No
24	GOM_NL__2PRFIN20060516_015605_000000502047_00404_22001_9888.N1	16-MAY-2006 01:56:05	Straylight	49.500	40	The Sco	1.8590	7100.0	99	22001	No
25	GOM_NL__2PRFIN20060516_015757_000000292047_00404_22001_9889.N1	16-MAY-2006 01:57:57	Straylight	29.000	25	35Lam Sco	1.6200	28000.	58	22001	No
26	GOM_NL__2PRFIN20060516_020018_000000522047_00404_22001_9890.N1	16-MAY-2006 02:00:18	Twilight	51.500	75	26Eps Sco	2.2910	4250.0	103	22001	No
27	GOM_NL__2PRFIN20060516_020324_000000602047_00404_22001_9891.N1	16-MAY-2006 02:03:24	Twilight	59.500	16	21Alp Sco	1.0200	3000.0	119	22001	No
28	GOM_NL__2PRFIN20060516_020601_000000472047_00404_22001_9892.N1	16-MAY-2006 02:06:01	Bright	47.000	97	8Bet1Sco	2.5610	30000.	94	22001	No
29	GOM_NL__2PRFIN20060516_020750_000000382047_00404_22001_9893.N1	16-MAY-2006 02:07:50	Bright	38.000	122	9Alp2Lib	2.7470	9700.0	76	22001	No
30	GOM_NL__2PRFIN20060516_020941_000000402047_00404_22001_9894.N1	16-MAY-2006 02:09:41	Bright	40.000	104	27Bet Lib	2.6140	13100.	80	22001	No
31	GOM_NL__2PRFIN20060516_021809_000000372047_00404_22001_9895.N1	16-MAY-2006 02:18:09	Bright	36.500	3	16Alp Boo	-0.050000	4250.0	73	22001	No
32	GOM_NL__2PRFIN20060516_022037_000000382047_00404_22001_9896.N1	16-MAY-2006 02:20:37	Bright	37.500	83		2.3780	11000.	75	22001	No
33	GOM_NL__2PRFIN20060516_022345_000000362047_00404_22001_9897.N1	16-MAY-2006 02:23:45	Bright	35.500	180	27Gam Boo	3.0400	8000.0	71	22001	No
34	GOM_NL__2PRFIN20060516_023227_000000402047_00404_22001_9898.N1	16-MAY-2006 02:32:27	Bright	40.000	119	14Eta Dra	2.7270	4700.0	80	22001	No
35	GOM_NL__2PRFIN20060516_023357_000000342047_00404_22001_9899.N1	16-MAY-2006 02:33:57	Bright	34.000	60	7Bet UMi	2.0810	3950.0	68	22001	No
36	GOM_NL__2PRFIN20060516_024632_000000502047_00404_22001_9900.N1	16-MAY-2006 02:46:32	Bright	49.500	76	27Gam Cas	2.3000	30000.	99	22001	No
37	GOM_NL__2PRFIN20060516_024746_000000402047_00404_22001_9901.N1	16-MAY-2006 02:47:46	Bright	40.000	68	18Alp Cas	2.2250	4500.0	80	22001	No
38	GOM_NL__2PRFIN20060516_025609_000000432047_00404_22001_9902.N1	16-MAY-2006 02:56:09	Bright	43.000	58	21Alp And	2.0730	11000.	86	22001	No
39	GOM_NL__2PRFIN20060516_030018_000000432047_00404_22001_9903.N1	16-MAY-2006 03:00:18	Twilight	42.500	140	88Gam Peg	2.8340	26000.	85	22001	No
40	GOM_NL__2PRFIN20060516_031533_000000492047_00404_22001_9904.N1	16-MAY-2006 03:15:33	Dark	48.500	18	24Alp PsA	1.1660	9700.0	97	22001	No
41	GOM_NL__2PRFIN20060516_031955_000000562047_00404_22001_9905.N1	16-MAY-2006 03:19:55	Dark	56.000	63	Bet Gru	2.1500	2800.0	112	22001	No
42	GOM_NL__2PRFIN20060516_032657_000000422047_00405_22002_9887.N1	16-MAY-2006 03:26:57	Dark	42.000	45	Alp Pav	1.9400	26000.	84	22002	No

43	GOM_NL__2PRFIN20060516_033408_000000412047_00405_22002_9888.N1	16-MAY-2006 03:34:08	Straylight	40.500	141	Bet Ara	2.8400	4600.0	81	22002	No
44	GOM_NL__2PRFIN20060516_033642_000000512047_00405_22002_9889.N1	16-MAY-2006 03:36:42	Straylight	51.000	40	The Sco	1.8590	7100.0	102	22002	No
45	GOM_NL__2PRFIN20060516_033834_000000332047_00405_22002_9890.N1	16-MAY-2006 03:38:34	Straylight	33.000	25	35Lam Sco	1.6200	28000.	66	22002	No
46	GOM_NL__2PRFIN20060516_034054_000000522047_00405_22002_9891.N1	16-MAY-2006 03:40:54	Tw_i_and_stray	52.000	75	26Eps Sco	2.2910	4250.0	104	22002	No
47	GOM_NL__2PRFIN20060516_034400_000000642047_00405_22002_9892.N1	16-MAY-2006 03:44:00	Tw_i_and_stray	63.500	16	21Alp Sco	1.0200	3000.0	127	22002	No
48	GOM_NL__2PRFIN20060516_034637_000000432047_00405_22002_9893.N1	16-MAY-2006 03:46:37	Bright	43.000	97	8Bet1Sco	2.5610	30000.	86	22002	No
49	GOM_NL__2PRFIN20060516_034826_000000382047_00405_22002_9894.N1	16-MAY-2006 03:48:26	Bright	37.500	122	9Alp2Lib	2.7470	9700.0	75	22002	No
50	GOM_NL__2PRFIN20060516_035018_000000402047_00405_22002_9895.N1	16-MAY-2006 03:50:18	Bright	39.500	104	27Bet Lib	2.6140	13100.	79	22002	No
51	GOM_NL__2PRFIN20060516_035537_000000322047_00405_22002_9896.N1	16-MAY-2006 03:55:37	Bright	32.000	102	24Alp Ser	2.6000	4250.0	64	22002	No
52	GOM_NL__2PRFIN20060516_035845_000000362047_00405_22002_9897.N1	16-MAY-2006 03:58:45	Bright	35.500	3	16Alp Boo	-0.050000	4250.0	71	22002	No
53	GOM_NL__2PRFIN20060516_040113_000000402047_00405_22002_9898.N1	16-MAY-2006 04:01:13	Bright	40.000	83		2.3780	11000.	80	22002	No
54	GOM_NL__2PRFIN20060516_040421_000000362047_00405_22002_9899.N1	16-MAY-2006 04:04:21	Bright	36.000	180	27Gam Boo	3.0400	8000.0	72	22002	No
55	GOM_NL__2PRFIN20060516_041302_000000412047_00405_22002_9900.N1	16-MAY-2006 04:13:02	Bright	41.000	119	14Eta Dra	2.7270	4700.0	82	22002	No
56	GOM_NL__2PRFIN20060516_041433_000000372047_00405_22002_9901.N1	16-MAY-2006 04:14:33	Bright	37.000	60	7Bet UMi	2.0810	3950.0	74	22002	No
57	GOM_NL__2PRFIN20060516_042708_000000342047_00405_22002_9902.N1	16-MAY-2006 04:27:08	Bright	33.500	76	27Gam Cas	2.3000	30000.	67	22002	No
58	GOM_NL__2PRFIN20060516_042822_000000342047_00405_22002_9903.N1	16-MAY-2006 04:28:22	Bright	34.000	68	18Alp Cas	2.2250	4500.0	68	22002	No
59	GOM_NL__2PRFIN20060516_043645_000000462047_00405_22002_9904.N1	16-MAY-2006 04:36:45	Bright	46.000	58	21Alp And	2.0730	11000.	92	22002	No
60	GOM_NL__2PRFIN20060516_044054_000000422047_00405_22002_9905.N1	16-MAY-2006 04:40:54	Twilight	42.000	140	88Gam Peg	2.8340	26000.	84	22002	No
61	GOM_NL__2PRFIN20060516_045610_000000582047_00405_22002_9906.N1	16-MAY-2006 04:56:10	Dark	58.000	18	24Alp PsA	1.1660	9700.0	116	22002	No
62	GOM_NL__2PRFIN20060516_050031_000000512047_00405_22002_9907.N1	16-MAY-2006 05:00:31	Dark	50.500	63	Bet Gru	2.1500	2800.0	101	22002	No
63	GOM_NL__2PRFIN20060516_050200_000000412047_00406_22003_9908.N1	16-MAY-2006 05:02:00	Dark	41.000	31	Alp Gru	1.7340	15200.	82	22003	No
64	GOM_NL__2PRFIN20060516_050733_000000412047_00406_22003_9888.N1	16-MAY-2006 05:07:33	Dark	40.500	45	Alp Pav	1.9400	26000.	81	22003	No
65	GOM_NL__2PRFIN20060516_051445_000000442047_00406_22003_9889.N1	16-MAY-2006 05:14:45	Straylight	44.000	141	Bet Ara	2.8400	4600.0	88	22003	No
66	GOM_NL__2PRFIN20060516_051719_000000532047_00406_22003_9890.N1	16-MAY-2006 05:17:19	Straylight	53.000	40	The Sco	1.8590	7100.0	106	22003	No
67	GOM_NL__2PRFIN20060516_051910_000000332047_00406_22003_9891.N1	16-MAY-2006 05:19:10	Straylight	33.000	25	35Lam Sco	1.6200	28000.	66	22003	No
68	GOM_NL__2PRFIN20060516_052131_000000542047_00406_22003_9892.N1	16-MAY-2006 05:21:31	Tw_i_and_stray	53.500	75	26Eps Sco	2.2910	4250.0	107	22003	No
69	GOM_NL__2PRFIN20060516_052437_000000592047_00406_22003_9893.N1	16-MAY-2006 05:24:37	Tw_i_and_stray	58.500	16	21Alp Sco	1.0200	3000.0	117	22003	No
70	GOM_NL__2PRFIN20060516_052713_000000442047_00406_22003_9894.N1	16-MAY-2006 05:27:13	Bright	44.000	97	8Bet1Sco	2.5610	30000.	88	22003	No
71	GOM_NL__2PRFIN20060516_052902_000000372047_00406_22003_9895.N1	16-MAY-2006 05:29:02	Bright	36.500	122	9Alp2Lib	2.7470	9700.0	73	22003	No
72	GOM_NL__2PRFIN20060516_053053_000000392047_00406_22003_9896.N1	16-MAY-2006 05:30:53	Bright	39.000	104	27Bet Lib	2.6140	13100.	78	22003	No
73	GOM_NL__2PRFIN20060516_053613_000000322047_00406_22003_9897.N1	16-MAY-2006 05:36:13	Bright	32.000	102	24Alp Ser	2.6000	4250.0	64	22003	No
74	GOM_NL__2PRFIN20060516_053921_000000362047_00406_22003_9898.N1	16-MAY-2006 05:39:21	Bright	35.500	3	16Alp Boo	-0.050000	4250.0	71	22003	No
75	GOM_NL__2PRFIN20060516_054149_000000402047_00406_22003_9899.N1	16-MAY-2006 05:41:49	Bright	39.500	83		2.3780	11000.	79	22003	No
76	GOM_NL__2PRFIN20060516_054457_000000352047_00406_22003_9900.N1	16-MAY-2006 05:44:57	Bright	35.000	180	27Gam Boo	3.0400	8000.0	70	22003	No
77	GOM_NL__2PRFIN20060516_055338_000000412047_00406_22003_9901.N1	16-MAY-2006 05:53:38	Bright	40.500	119	14Eta Dra	2.7270	4700.0	81	22003	No
78	GOM_NL__2PRFIN20060516_055509_000000382047_00406_22003_9902.N1	16-MAY-2006 05:55:09	Bright	37.500	60	7Bet UMi	2.0810	3950.0	75	22003	No
79	GOM_NL__2PRFIN20060516_060744_000000532047_00406_22003_9903.N1	16-MAY-2006 06:07:44	Bright	53.000	76	27Gam Cas	2.3000	30000.	106	22003	No
80	GOM_NL__2PRFIN20060516_060858_000000372047_00406_22003_9904.N1	16-MAY-2006 06:08:58	Bright	37.000	68	18Alp Cas	2.2250	4500.0	74	22003	No
81	GOM_NL__2PRFIN20060516_061721_000000412047_00406_22003_9905.N1	16-MAY-2006 06:17:21	Bright	40.500	58	21Alp And	2.0730	11000.	81	22003	No
82	GOM_NL__2PRFIN20060516_062130_000000422047_00406_22003_9906.N1	16-MAY-2006 06:21:30	Twilight	41.500	140	88Gam Peg	2.8340	26000.	83	22003	No
83	GOM_NL__2PRFIN20060516_063647_000000482047_00406_22003_9907.N1	16-MAY-2006 06:36:47	Dark	47.500	18	24Alp PsA	1.1660	9700.0	95	22003	No
84	GOM_NL__2PRFIN20060516_064108_000000482047_00406_22003_9908.N1	16-MAY-2006 06:41:08	Dark	47.500	63	Bet Gru	2.1500	2800.0	95	22003	No
85	GOM_NL__2PRFIN20060516_064237_000000432047_00407_22004_9909.N1	16-MAY-2006 06:42:37	Dark	42.500	31	Alp Gru	1.7340	15200.	85	22004	No
86	GOM_NL__2PRFIN20060516_064810_000000422047_00407_22004_9889.N1	16-MAY-2006 06:48:10	Dark	41.500	45	Alp Pav	1.9400	26000.	83	22004	No
87	GOM_NL__2PRFIN20060516_065521_000000442047_00407_22004_9890.N1	16-MAY-2006 06:55:21	Straylight	43.500	141	Bet Ara	2.8400	4600.0	87	22004	No
88	GOM_NL__2PRFIN20060516_065755_000000492047_00407_22004_9891.N1	16-MAY-2006 06:57:55	Straylight	48.500	40	The Sco	1.8590	7100.0	97	22004	No
89	GOM_NL__2PRFIN20060516_065947_000000362047_00407_22004_9892.N1	16-MAY-2006 06:59:47	Straylight	36.000	25	35Lam Sco	1.6200	28000.	72	22004	No
90	GOM_NL__2PRFIN20060516_070207_000000552047_00407_22004_9893.N1	16-MAY-2006 07:02:07	Tw_i_and_stray	54.500	75	26Eps Sco	2.2910	4250.0	109	22004	No
91	GOM_NL__2PRFIN20060516_070513_000000632047_00407_22004_9894.N1	16-MAY-2006 07:05:13	Tw_i_and_stray	62.500	16	21Alp Sco	1.0200	3000.0	125	22004	No
92	GOM_NL__2PRFIN20060516_070749_000000462047_00407_22004_9895.N1	16-MAY-2006 07:07:49	Bright	45.500	97	8Bet1Sco	2.5610	30000.	91	22004	No
93	GOM_NL__2PRFIN20060516_070938_000000372047_00407_22004_9896.N1	16-MAY-2006 07:09:38	Bright	37.000	122	9Alp2Lib	2.7470	9700.0	74	22004	No
94	GOM_NL__2PRFIN20060516_071129_000000402047_00407_22004_9897.N1	16-MAY-2006 07:11:29	Bright	40.000	104	27Bet Lib	2.6140	13100.	80	22004	No
95	GOM_NL__2PRFIN20060516_071649_000000392047_00407_22004_9898.N1	16-MAY-2006 07:16:49	Bright	39.000	102	24Alp Ser	2.6000	4250.0	78	22004	No
96	GOM_NL__2PRFIN20060516_071957_000000402047_00407_22004_9899.N1	16-MAY-2006 07:19:57	Bright	39.500	3	16Alp Boo	-0.050000	4250.0	79	22004	No
97	GOM_NL__2PRFIN20060516_072225_000000392047_00407_22004_9900.N1	16-MAY-2006 07:22:25	Bright	38.500	83		2.3780	11000.	77	22004	No
98	GOM_NL__2PRFIN20060516_072533_000000362047_00407_22004_9901.N1	16-MAY-2006 07:25:33	Bright	36.000	180	27Gam Boo	3.0400	8000.0	72	22004	No
99	GOM_NL__2PRFIN20060516_073413_000000422047_00407_22004_9902.N1	16-MAY-2006 07:34:13	Bright	41.500	119	14Eta Dra	2.7270	4700.0	83	22004	No
100	GOM_NL__2PRFIN20060516_073545_000000352047_00407_22004_9903.N1	16-MAY-2006 07:35:45	Bright	35.000	60	7Bet UMi	2.0810	3950.0	70	22004	No
101	GOM_NL__2PRFIN20060516_074820_000000352047_00407_22004_9904.N1	16-MAY-2006 07:48:20	Bright	35.000	76	27Gam Cas	2.3000	30000.	70	22004	No

102	GOM_NL__2PRFIN20060516_074934_000000362047_00407_22004_9905.N1	16-MAY-2006 07:49:34	Bright	35.500	68	18Alp Cas	2.2250	4500.0	71	22004	No
103	GOM_NL__2PRFIN20060516_075757_000000452047_00407_22004_9906.N1	16-MAY-2006 07:57:57	Bright	45.000	58	21Alp And	2.0730	11000.	90	22004	No
104	GOM_NL__2PRFIN20060516_080207_000000422047_00407_22004_9907.N1	16-MAY-2006 08:02:07	Twilight	41.500	140	88Gam Peg	2.8340	26000.	83	22004	No
105	GOM_NL__2PRFIN20060516_081724_000000492047_00407_22004_9908.N1	16-MAY-2006 08:17:24	Dark	49.000	18	24Alp PsA	1.1660	9700.0	98	22004	No
106	GOM_NL__2PRFIN20060516_082144_000000492047_00407_22004_9909.N1	16-MAY-2006 08:21:44	Dark	49.000	63	Bet Gru	2.1500	2800.0	98	22004	No
107	GOM_NL__2PRFIN20060516_082313_000000452047_00408_22005_9910.N1	16-MAY-2006 08:23:13	Dark	45.000	31	Alp Gru	1.7340	15200.	90	22005	No
108	GOM_NL__2PRFIN20060516_082847_000000412047_00408_22005_9890.N1	16-MAY-2006 08:28:47	Dark	40.500	45	Alp Pav	1.9400	26000.	81	22005	No
109	GOM_NL__2PRFIN20060516_083558_000000412047_00408_22005_9891.N1	16-MAY-2006 08:35:58	Straylight	40.500	141	Bet Ara	2.8400	4600.0	81	22005	No
110	GOM_NL__2PRFIN20060516_083832_000000532047_00408_22005_9892.N1	16-MAY-2006 08:38:32	Straylight	52.500	40	The Sco	1.8590	7100.0	105	22005	No
111	GOM_NL__2PRFIN20060516_084024_000000362047_00408_22005_9893.N1	16-MAY-2006 08:40:24	Straylight	36.000	25	35Lam Sco	1.6200	28000.	72	22005	No
112	GOM_NL__2PRFIN20060516_084244_000000512047_00408_22005_9894.N1	16-MAY-2006 08:42:44	Tw_i_and_stray	50.500	75	26Eps Sco	2.2910	4250.0	101	22005	No
113	GOM_NL__2PRFIN20060516_084549_000000582047_00408_22005_9895.N1	16-MAY-2006 08:45:49	Tw_i_and_stray	57.500	16	21Alp Sco	1.0200	3000.0	115	22005	No
114	GOM_NL__2PRFIN20060516_084826_000000462047_00408_22005_9896.N1	16-MAY-2006 08:48:26	Bright	45.500	97	8Bet1Sco	2.5610	30000.	91	22005	No
115	GOM_NL__2PRFIN20060516_085014_000000382047_00408_22005_9897.N1	16-MAY-2006 08:50:14	Bright	38.000	122	9Alp2Lib	2.7470	9700.0	76	22005	No
116	GOM_NL__2PRFIN20060516_085206_000000382047_00408_22005_9898.N1	16-MAY-2006 08:52:06	Bright	38.000	104	27Bet Lib	2.6140	13100.	76	22005	No
117	GOM_NL__2PRFIN20060516_085725_000000392047_00408_22005_9899.N1	16-MAY-2006 08:57:25	Bright	39.000	102	24Alp Ser	2.6000	4250.0	78	22005	No
118	GOM_NL__2PRFIN20060516_090032_000000372047_00408_22005_9900.N1	16-MAY-2006 09:00:32	Bright	36.500	3	16Alp Boo	-0.050000	4250.0	73	22005	No
119	GOM_NL__2PRFIN20060516_090300_000000392047_00408_22005_9901.N1	16-MAY-2006 09:03:00	Bright	38.500	83		2.3780	11000.	77	22005	No
120	GOM_NL__2PRFIN20060516_090609_000000362047_00408_22005_9902.N1	16-MAY-2006 09:06:09	Bright	36.000	180	27Gam Boo	3.0400	8000.0	72	22005	No
121	GOM_NL__2PRFIN20060516_091449_000000422047_00408_22005_9903.N1	16-MAY-2006 09:14:49	Bright	42.000	119	14Eta Dra	2.7270	4700.0	84	22005	No
122	GOM_NL__2PRFIN20060516_091621_000000362047_00408_22005_9904.N1	16-MAY-2006 09:16:21	Bright	35.500	60	7Bet UMi	2.0810	3950.0	71	22005	No
123	GOM_NL__2PRFIN20060516_092856_000000342047_00408_22005_9905.N1	16-MAY-2006 09:28:56	Bright	33.500	76	27Gam Cas	2.3000	30000.	67	22005	No
124	GOM_NL__2PRFIN20060516_093009_000000362047_00408_22005_9906.N1	16-MAY-2006 09:30:09	Bright	35.500	68	18Alp Cas	2.2250	4500.0	71	22005	No
125	GOM_NL__2PRFIN20060516_093833_000000462047_00408_22005_9907.N1	16-MAY-2006 09:38:33	Bright	45.500	58	21Alp And	2.0730	11000.	91	22005	No
126	GOM_NL__2PRFIN20060516_094243_000000432047_00408_22005_9908.N1	16-MAY-2006 09:42:43	Twilight	42.500	140	88Gam Peg	2.8340	26000.	85	22005	No
127	GOM_NL__2PRFIN20060516_095801_000000502047_00408_22005_9909.N1	16-MAY-2006 09:58:01	Dark	49.500	18	24Alp PsA	1.1660	9700.0	99	22005	No
128	GOM_NL__2PRFIN20060516_100221_000000452047_00408_22005_9910.N1	16-MAY-2006 10:02:21	Dark	44.500	63	Bet Gru	2.1500	2800.0	89	22005	No
129	GOM_NL__2PRFIN20060516_100350_000000432047_00409_22006_9911.N1	16-MAY-2006 10:03:50	Dark	43.000	31	Alp Gru	1.7340	15200.	86	22006	No
130	GOM_NL__2PRFIN20060516_100923_000000422047_00409_22006_9911.N1	16-MAY-2006 10:09:23	Dark	41.500	45	Alp Pav	1.9400	26000.	83	22006	No
131	GOM_NL__2PRFIN20060516_101634_000000442047_00409_22006_9912.N1	16-MAY-2006 10:16:34	Straylight	44.000	141	Bet Ara	2.8400	4600.0	88	22006	No
132	GOM_NL__2PRFIN20060516_101908_000000482047_00409_22006_9913.N1	16-MAY-2006 10:19:08	Straylight	47.500	40	The Sco	1.8590	7100.0	95	22006	No
133	GOM_NL__2PRFIN20060516_102100_000000392047_00409_22006_9914.N1	16-MAY-2006 10:21:00	Straylight	39.000	25	35Lam Sco	1.6200	28000.	78	22006	No
134	GOM_NL__2PRFIN20060516_102320_000000512047_00409_22006_9915.N1	16-MAY-2006 10:23:20	Tw_i_and_stray	51.000	75	26Eps Sco	2.2910	4250.0	102	22006	No
135	GOM_NL__2PRFIN20060516_102625_000000612047_00409_22006_9916.N1	16-MAY-2006 10:26:25	Tw_i_and_stray	60.500	16	21Alp Sco	1.0200	3000.0	121	22006	No
136	GOM_NL__2PRFIN20060516_102902_000000512047_00409_22006_9917.N1	16-MAY-2006 10:29:02	Bright	51.000	97	8Bet1Sco	2.5610	30000.	102	22006	No
137	GOM_NL__2PRFIN20060516_103050_000000382047_00409_22006_9918.N1	16-MAY-2006 10:30:50	Bright	37.500	122	9Alp2Lib	2.7470	9700.0	75	22006	No
138	GOM_NL__2PRFIN20060516_103241_000000402047_00409_22006_9919.N1	16-MAY-2006 10:32:41	Bright	40.000	104	27Bet Lib	2.6140	13100.	80	22006	No
139	GOM_NL__2PRFIN20060516_103800_000000432047_00409_22006_9920.N1	16-MAY-2006 10:38:00	Bright	43.000	102	24Alp Ser	2.6000	4250.0	86	22006	No
140	GOM_NL__2PRFIN20060516_104108_000000372047_00409_22006_9921.N1	16-MAY-2006 10:41:08	Bright	36.500	3	16Alp Boo	-0.050000	4250.0	73	22006	No
141	GOM_NL__2PRFIN20060516_104336_000000392047_00409_22006_9922.N1	16-MAY-2006 10:43:36	Bright	39.000	83		2.3780	11000.	78	22006	No
142	GOM_NL__2PRFIN20060516_104644_000000352047_00409_22006_9923.N1	16-MAY-2006 10:46:44	Bright	35.000	180	27Gam Boo	3.0400	8000.0	70	22006	No
143	GOM_NL__2PRFIN20060516_105524_000000422047_00409_22006_9924.N1	16-MAY-2006 10:55:24	Bright	41.500	119	14Eta Dra	2.7270	4700.0	83	22006	No
144	GOM_NL__2PRFIN20060516_105657_000000372047_00409_22006_9925.N1	16-MAY-2006 10:56:57	Bright	37.000	60	7Bet UMi	2.0810	3950.0	74	22006	No
145	GOM_NL__2PRFIN20060516_110932_000000332047_00409_22006_9926.N1	16-MAY-2006 11:09:32	Bright	32.500	76	27Gam Cas	2.3000	30000.	65	22006	No
146	GOM_NL__2PRFIN20060516_111045_000000382047_00409_22006_9927.N1	16-MAY-2006 11:10:45	Bright	37.500	68	18Alp Cas	2.2250	4500.0	75	22006	No
147	GOM_NL__2PRFIN20060516_111909_000000462047_00409_22006_9928.N1	16-MAY-2006 11:19:09	Bright	45.500	58	21Alp And	2.0730	11000.	91	22006	No
148	GOM_NL__2PRFIN20060516_112319_000000422047_00409_22006_9929.N1	16-MAY-2006 11:23:19	Twilight	41.500	140	88Gam Peg	2.8340	26000.	83	22006	No
149	GOM_NL__2PRFIN20060516_113837_000000462047_00409_22006_9930.N1	16-MAY-2006 11:38:37	Dark	46.000	18	24Alp PsA	1.1660	9700.0	92	22006	No
150	GOM_NL__2PRFIN20060516_114257_000000482047_00409_22006_9931.N1	16-MAY-2006 11:42:57	Dark	47.500	63	Bet Gru	2.1500	2800.0	95	22006	No
151	GOM_NL__2PRFIN20060516_114427_000000432047_00410_22007_9932.N1	16-MAY-2006 11:44:27	Dark	42.500	31	Alp Gru	1.7340	15200.	85	22007	No
152	GOM_NL__2PRFIN20060516_115000_000000422047_00410_22007_9912.N1	16-MAY-2006 11:50:00	Dark	41.500	45	Alp Pav	1.9400	26000.	83	22007	No
153	GOM_NL__2PRFIN20060516_115711_000000512047_00410_22007_9913.N1	16-MAY-2006 11:57:11	Straylight	50.500	141	Bet Ara	2.8400	4600.0	101	22007	No
154	GOM_NL__2PRFIN20060516_115945_000000512047_00410_22007_9914.N1	16-MAY-2006 11:59:45	Straylight	50.500	40	The Sco	1.8590	7100.0	101	22007	No
155	GOM_NL__2PRFIN20060516_120137_000000392047_00410_22007_9915.N1	16-MAY-2006 12:01:37	Straylight	39.000	25	35Lam Sco	1.6200	28000.	78	22007	No
156	GOM_NL__2PRFIN20060516_120356_000000552047_00410_22007_9916.N1	16-MAY-2006 12:03:56	Tw_i_and_stray	54.500	75	26Eps Sco	2.2910	4250.0	109	22007	No
157	GOM_NL__2PRFIN20060516_120702_000000612047_00410_22007_9917.N1	16-MAY-2006 12:07:02	Tw_i_and_stray	60.500	16	21Alp Sco	1.0200	3000.0	121	22007	No
158	GOM_NL__2PRFIN20060516_120938_000000422047_00410_22007_9918.N1	16-MAY-2006 12:09:38	Bright	42.000	97	8Bet1Sco	2.5610	30000.	84	22007	No
159	GOM_NL__2PRFIN20060516_121126_000000382047_00410_22007_9919.N1	16-MAY-2006 12:11:26	Bright	38.000	122	9Alp2Lib	2.7470	9700.0	76	22007	No
160	GOM_NL__2PRFIN20060516_121317_000000402047_00410_22007_9920.N1	16-MAY-2006 12:13:17	Bright	39.500	104	27Bet Lib	2.6140	13100.	79	22007	No

161	GOM_NL__2PRFIN20060516_121836_000000452047_00410_22007_9921.N1	16-MAY-2006 12:18:36	Bright	44.500	102	24Alp Ser	2.6000	4250.0	89	22007	No
162	GOM_NL__2PRFIN20060516_122144_000000352047_00410_22007_9922.N1	16-MAY-2006 12:21:44	Bright	35.000	3	16Alp Boo	-0.050000	4250.0	70	22007	No
163	GOM_NL__2PRFIN20060516_122412_000000382047_00410_22007_9923.N1	16-MAY-2006 12:24:12	Bright	37.500	83		2.3780	11000.	75	22007	No
164	GOM_NL__2PRFIN20060516_122720_000000362047_00410_22007_9924.N1	16-MAY-2006 12:27:20	Bright	36.000	180	27Gam Boo	3.0400	8000.0	72	22007	No
165	GOM_NL__2PRFIN20060516_123600_000000422047_00410_22007_9925.N1	16-MAY-2006 12:36:00	Bright	41.500	119	14Eta Dra	2.7270	4700.0	83	22007	No
166	GOM_NL__2PRFIN20060516_123732_000000372047_00410_22007_9926.N1	16-MAY-2006 12:37:32	Bright	37.000	60	7Bet UMi	2.0810	3950.0	74	22007	No
167	GOM_NL__2PRFIN20060516_125008_000000432047_00410_22007_9927.N1	16-MAY-2006 12:50:08	Bright	43.000	76	27Gam Cas	2.3000	30000.	86	22007	No
168	GOM_NL__2PRFIN20060516_125121_000000502047_00410_22007_9928.N1	16-MAY-2006 12:51:21	Bright	49.500	68	18Alp Cas	2.2250	4500.0	99	22007	No
169	GOM_NL__2PRFIN20060516_125945_000000452047_00410_22007_9929.N1	16-MAY-2006 12:59:45	Bright	44.500	58	21Alp And	2.0730	11000.	89	22007	No
170	GOM_NL__2PRFIN20060516_130355_000000422047_00410_22007_9930.N1	16-MAY-2006 13:03:55	Twilight	41.500	140	88Gam Peg	2.8340	26000.	83	22007	No
171	GOM_NL__2PRFIN20060516_131914_000000502047_00410_22007_9931.N1	16-MAY-2006 13:19:14	Dark	49.500	18	24Alp PsA	1.1660	9700.0	99	22007	No
172	GOM_NL__2PRFIN20060516_132334_000000572047_00410_22007_9932.N1	16-MAY-2006 13:23:34	Dark	57.000	63	Bet Gru	2.1500	2800.0	114	22007	No
173	GOM_NL__2PRFIN20060516_132503_000000432047_00411_22008_9933.N1	16-MAY-2006 13:25:03	Dark	42.500	31	Alp Gru	1.7340	15200.	85	22008	No
174	GOM_NL__2PRFIN20060516_133036_000000442047_00411_22008_9913.N1	16-MAY-2006 13:30:36	Dark	43.500	45	Alp Pav	1.9400	26000.	87	22008	No
175	GOM_NL__2PRFIN20060516_133747_000000412047_00411_22008_9914.N1	16-MAY-2006 13:37:47	Straylight	41.000	141	Bet Ara	2.8400	4600.0	82	22008	No
176	GOM_NL__2PRFIN20060516_134021_000000532047_00411_22008_9915.N1	16-MAY-2006 13:40:21	Straylight	53.000	40	The Sco	1.8590	7100.0	106	22008	No
177	GOM_NL__2PRFIN20060516_134213_000000422047_00411_22008_9916.N1	16-MAY-2006 13:42:13	Straylight	42.000	25	35Lam Sco	1.6200	28000.	84	22008	No
178	GOM_NL__2PRFIN20060516_134433_000000532047_00411_22008_9917.N1	16-MAY-2006 13:44:33	Tw_and_stray	52.500	75	26Eps Sco	2.2910	4250.0	105	22008	No
179	GOM_NL__2PRFIN20060516_134738_000000612047_00411_22008_9918.N1	16-MAY-2006 13:47:38	Tw_and_stray	60.500	16	21Alp Sco	1.0200	3000.0	121	22008	No
180	GOM_NL__2PRFIN20060516_135014_000000432047_00411_22008_9919.N1	16-MAY-2006 13:50:14	Bright	43.000	97	8Bet1Sco	2.5610	30000.	86	22008	No
181	GOM_NL__2PRFIN20060516_135202_000000382047_00411_22008_9920.N1	16-MAY-2006 13:52:02	Bright	37.500	122	9Alp2Lib	2.7470	9700.0	75	22008	No
182	GOM_NL__2PRFIN20060516_135353_000000392047_00411_22008_9921.N1	16-MAY-2006 13:53:53	Bright	39.000	104	27Bet Lib	2.6140	13100.	78	22008	No
183	GOM_NL__2PRFIN20060516_135911_000000432047_00411_22008_9922.N1	16-MAY-2006 13:59:11	Bright	43.000	102	24Alp Ser	2.6000	4250.0	86	22008	No
184	GOM_NL__2PRFIN20060516_140220_000000392047_00411_22008_9923.N1	16-MAY-2006 14:02:20	Bright	39.000	3	16Alp Boo	-0.050000	4250.0	78	22008	No
185	GOM_NL__2PRFIN20060516_140447_000000372047_00411_22008_9924.N1	16-MAY-2006 14:04:47	Bright	37.000	83		2.3780	11000.	74	22008	No
186	GOM_NL__2PRFIN20060516_140756_000000382047_00411_22008_9925.N1	16-MAY-2006 14:07:56	Bright	37.500	180	27Gam Boo	3.0400	8000.0	75	22008	No
187	GOM_NL__2PRFIN20060516_141635_000000412047_00411_22008_9926.N1	16-MAY-2006 14:16:35	Bright	41.000	119	14Eta Dra	2.7270	4700.0	82	22008	No
188	GOM_NL__2PRFIN20060516_141808_000000392047_00411_22008_9927.N1	16-MAY-2006 14:18:08	Bright	38.500	60	7Bet UMi	2.0810	3950.0	77	22008	No
189	GOM_NL__2PRFIN20060516_143044_000000532047_00411_22008_9928.N1	16-MAY-2006 14:30:44	Bright	53.000	76	27Gam Cas	2.3000	30000.	106	22008	No
190	GOM_NL__2PRFIN20060516_143157_000000412047_00411_22008_9929.N1	16-MAY-2006 14:31:57	Bright	41.000	68	18Alp Cas	2.2250	4500.0	82	22008	No
191	GOM_NL__2PRFIN20060516_144021_000000452047_00411_22008_9930.N1	16-MAY-2006 14:40:21	Bright	45.000	58	21Alp And	2.0730	11000.	90	22008	No
192	GOM_NL__2PRFIN20060516_144432_000000432047_00411_22008_9931.N1	16-MAY-2006 14:44:32	Twilight	42.500	140	88Gam Peg	2.8340	26000.	85	22008	No
193	GOM_NL__2PRFIN20060516_145951_000000552047_00411_22008_9932.N1	16-MAY-2006 14:59:51	Dark	54.500	18	24Alp PsA	1.1660	9700.0	109	22008	No
194	GOM_NL__2PRFIN20060516_150410_000000502047_00411_22008_9933.N1	16-MAY-2006 15:04:10	Dark	49.500	63	Bet Gru	2.1500	2800.0	99	22008	No
195	GOM_NL__2PRFIN20060516_150540_000000422047_00412_22009_9934.N1	16-MAY-2006 15:05:40	Dark	41.500	31	Alp Gru	1.7340	15200.	83	22009	No
196	GOM_NL__2PRFIN20060516_151113_000000422047_00412_22009_9914.N1	16-MAY-2006 15:11:13	Dark	41.500	45	Alp Pav	1.9400	26000.	83	22009	No
197	GOM_NL__2PRFIN20060516_151823_000000432047_00412_22009_9915.N1	16-MAY-2006 15:18:23	Straylight	42.500	141	Bet Ara	2.8400	4600.0	85	22009	No
198	GOM_NL__2PRFIN20060516_152058_000000512047_00412_22009_9916.N1	16-MAY-2006 15:20:58	Straylight	51.000	40	The Sco	1.8590	7100.0	102	22009	No
199	GOM_NL__2PRFIN20060516_152250_000000422047_00412_22009_9917.N1	16-MAY-2006 15:22:50	Straylight	42.000	25	35Lam Sco	1.6200	28000.	84	22009	No
200	GOM_NL__2PRFIN20060516_152509_000000532047_00412_22009_9918.N1	16-MAY-2006 15:25:09	Tw_and_stray	53.000	75	26Eps Sco	2.2910	4250.0	106	22009	No
201	GOM_NL__2PRFIN20060516_152814_000000572047_00412_22009_9919.N1	16-MAY-2006 15:28:14	Tw_and_stray	57.000	16	21Alp Sco	1.0200	3000.0	114	22009	No
202	GOM_NL__2PRFIN20060516_153050_000000442047_00412_22009_9920.N1	16-MAY-2006 15:30:50	Bright	44.000	97	8Bet1Sco	2.5610	30000.	88	22009	No
203	GOM_NL__2PRFIN20060516_153238_000000372047_00412_22009_9921.N1	16-MAY-2006 15:32:38	Bright	36.500	122	9Alp2Lib	2.7470	9700.0	73	22009	No
204	GOM_NL__2PRFIN20060516_153429_000000392047_00412_22009_9922.N1	16-MAY-2006 15:34:29	Bright	39.000	104	27Bet Lib	2.6140	13100.	78	22009	No
205	GOM_NL__2PRFIN20060516_153947_000000432047_00412_22009_9923.N1	16-MAY-2006 15:39:47	Bright	43.000	102	24Alp Ser	2.6000	4250.0	86	22009	No
206	GOM_NL__2PRFIN20060516_154256_000000372047_00412_22009_9924.N1	16-MAY-2006 15:42:56	Bright	36.500	3	16Alp Boo	-0.050000	4250.0	73	22009	No
207	GOM_NL__2PRFIN20060516_154523_000000362047_00412_22009_9925.N1	16-MAY-2006 15:45:23	Bright	36.000	83		2.3780	11000.	72	22009	No
208	GOM_NL__2PRFIN20060516_154832_000000362047_00412_22009_9926.N1	16-MAY-2006 15:48:32	Bright	35.500	180	27Gam Boo	3.0400	8000.0	71	22009	No
209	GOM_NL__2PRFIN20060516_155711_000000402047_00412_22009_9927.N1	16-MAY-2006 15:57:11	Bright	39.500	119	14Eta Dra	2.7270	4700.0	79	22009	No
210	GOM_NL__2PRFIN20060516_155844_000000352047_00412_22009_9928.N1	16-MAY-2006 15:58:44	Bright	34.500	60	7Bet UMi	2.0810	3950.0	69	22009	No
211	GOM_NL__2PRFIN20060516_161120_000000332047_00412_22009_9929.N1	16-MAY-2006 16:11:20	Bright	32.500	76	27Gam Cas	2.3000	30000.	65	22009	No
212	GOM_NL__2PRFIN20060516_161233_000000352047_00412_22009_9930.N1	16-MAY-2006 16:12:33	Bright	34.500	68	18Alp Cas	2.2250	4500.0	69	22009	No
213	GOM_NL__2PRFIN20060516_162057_000000452047_00412_22009_9931.N1	16-MAY-2006 16:20:57	Bright	44.500	58	21Alp And	2.0730	11000.	89	22009	No
214	GOM_NL__2PRFIN20060516_162508_000000422047_00412_22009_9932.N1	16-MAY-2006 16:25:08	Twilight	41.500	140	88Gam Peg	2.8340	26000.	83	22009	No
215	GOM_NL__2PRFIN20060516_164028_000000502047_00412_22009_9933.N1	16-MAY-2006 16:40:28	Dark	50.000	18	24Alp PsA	1.1660	9700.0	100	22009	No
216	GOM_NL__2PRFIN20060516_164447_000000552047_00412_22009_9934.N1	16-MAY-2006 16:44:47	Dark	54.500	63	Bet Gru	2.1500	2800.0	109	22009	No
217	GOM_NL__2PRFIN20060516_164617_000000422047_00413_22010_9935.N1	16-MAY-2006 16:46:17	Dark	41.500	31	Alp Gru	1.7340	15200.	83	22010	No
218	GOM_NL__2PRFIN20060516_165150_000000402047_00413_22010_9915.N1	16-MAY-2006 16:51:50	Dark	40.000	45	Alp Pav	1.9400	26000.	80	22010	No
219	GOM_NL__2PRFIN20060516_165900_000000412047_00413_22010_9916.N1	16-MAY-2006 16:59:00	Straylight	41.000	141	Bet Ara	2.8400	4600.0	82	22010	No

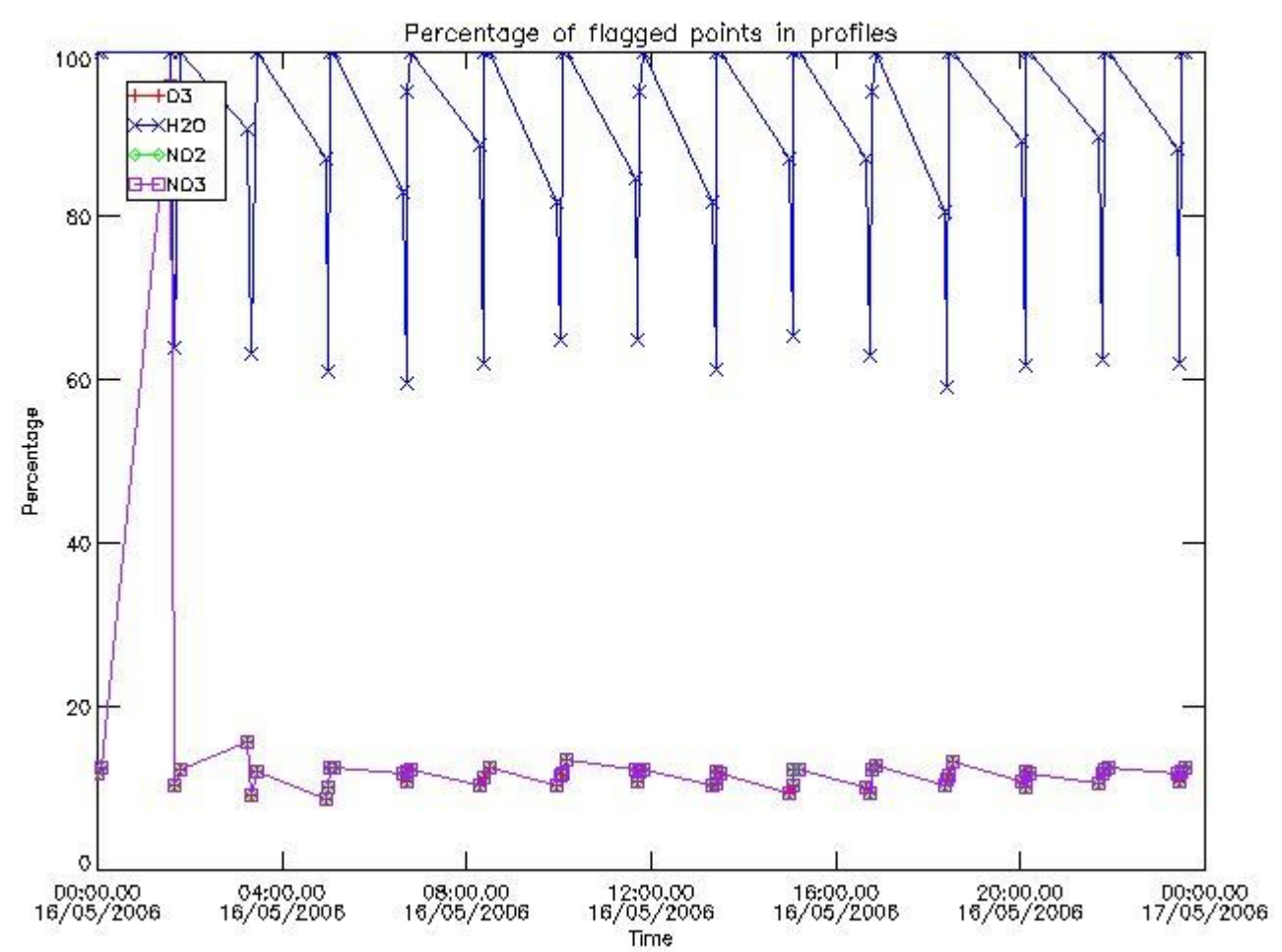
220	GOM_NL__2PRFIN20060516_170135_000000532047_00413_22010_9917.N1	16-MAY-2006 17:01:35	Straylight	52.500	40	The Sco	1.8590	7100.0	105	22010	No
221	GOM_NL__2PRFIN20060516_170326_000000462047_00413_22010_9918.N1	16-MAY-2006 17:03:26	Straylight	46.000	25	35Lam Sco	1.6200	28000.	92	22010	No
222	GOM_NL__2PRFIN20060516_170546_000000522047_00413_22010_9919.N1	16-MAY-2006 17:05:46	Tw_i_and_stray	51.500	75	26Eps Sco	2.2910	4250.0	103	22010	No
223	GOM_NL__2PRFIN20060516_170850_000000652047_00413_22010_9920.N1	16-MAY-2006 17:08:50	Tw_i_and_stray	65.000	16	21Alp Sco	1.0200	3000.0	130	22010	No
224	GOM_NL__2PRFIN20060516_171126_000000432047_00413_22010_9921.N1	16-MAY-2006 17:11:26	Bright	43.000	97	8Bet1Sco	2.5610	30000.	86	22010	No
225	GOM_NL__2PRFIN20060516_171315_000000372047_00413_22010_9922.N1	16-MAY-2006 17:13:15	Bright	37.000	122	9Alp2Lib	2.7470	9700.0	74	22010	No
226	GOM_NL__2PRFIN20060516_171505_000000382047_00413_22010_9923.N1	16-MAY-2006 17:15:05	Bright	38.000	104	27Bet Lib	2.6140	13100.	76	22010	No
227	GOM_NL__2PRFIN20060516_172023_000000432047_00413_22010_9924.N1	16-MAY-2006 17:20:23	Bright	43.000	102	24Alp Ser	2.6000	4250.0	86	22010	No
228	GOM_NL__2PRFIN20060516_172332_000000362047_00413_22010_9925.N1	16-MAY-2006 17:23:32	Bright	36.000	3	16Alp Boo	-0.050000	4250.0	72	22010	No
229	GOM_NL__2PRFIN20060516_172559_000000412047_00413_22010_9926.N1	16-MAY-2006 17:25:59	Bright	40.500	83		2.3780	11000.	81	22010	No
230	GOM_NL__2PRFIN20060516_172907_000000372047_00413_22010_9927.N1	16-MAY-2006 17:29:07	Bright	36.500	180	27Gam Boo	3.0400	8000.0	73	22010	No
231	GOM_NL__2PRFIN20060516_173746_000000392047_00413_22010_9928.N1	16-MAY-2006 17:37:46	Bright	39.000	119	14Eta Dra	2.7270	4700.0	78	22010	No
232	GOM_NL__2PRFIN20060516_173920_000000382047_00413_22010_9929.N1	16-MAY-2006 17:39:20	Bright	38.000	60	7Bet UMi	2.0810	3950.0	76	22010	No
233	GOM_NL__2PRFIN20060516_175156_000000352047_00413_22010_9930.N1	16-MAY-2006 17:51:56	Bright	34.500	76	27Gam Cas	2.3000	30000.	69	22010	No
234	GOM_NL__2PRFIN20060516_175309_000000362047_00413_22010_9931.N1	16-MAY-2006 17:53:09	Bright	36.000	68	18Alp Cas	2.2250	4500.0	72	22010	No
235	GOM_NL__2PRFIN20060516_180134_000000432047_00413_22010_9932.N1	16-MAY-2006 18:01:34	Bright	43.000	58	21Alp And	2.0730	11000.	86	22010	No
236	GOM_NL__2PRFIN20060516_180544_000000432047_00413_22010_9933.N1	16-MAY-2006 18:05:44	Twilight	42.500	140	88Gam Peg	2.8340	26000.	85	22010	No
237	GOM_NL__2PRFIN20060516_182104_000000492047_00413_22010_9934.N1	16-MAY-2006 18:21:04	Dark	49.000	18	24Alp PsA	1.1660	9700.0	98	22010	No
238	GOM_NL__2PRFIN20060516_182524_000000512047_00413_22010_9935.N1	16-MAY-2006 18:25:24	Dark	50.500	63	Bet Gru	2.1500	2800.0	101	22010	No
239	GOM_NL__2PRFIN20060516_182654_000000442047_00414_22011_9916.N1	16-MAY-2006 18:26:54	Dark	44.000	31	Alp Gru	1.7340	15200.	88	22011	No
240	GOM_NL__2PRFIN20060516_183227_000000422047_00414_22011_9917.N1	16-MAY-2006 18:32:27	Dark	42.000	45	Alp Pav	1.9400	26000.	84	22011	No
241	GOM_NL__2PRFIN20060516_183936_000000422047_00414_22011_9918.N1	16-MAY-2006 18:39:36	Straylight	41.500	141	Bet Ara	2.8400	4600.0	83	22011	No
242	GOM_NL__2PRFIN20060516_184211_000000472047_00414_22011_9919.N1	16-MAY-2006 18:42:11	Straylight	46.500	40	The Sco	1.8590	7100.0	93	22011	No
243	GOM_NL__2PRFIN20060516_184403_000000462047_00414_22011_9920.N1	16-MAY-2006 18:44:03	Straylight	46.000	25	35Lam Sco	1.6200	28000.	92	22011	No
244	GOM_NL__2PRFIN20060516_184622_000000532047_00414_22011_9921.N1	16-MAY-2006 18:46:22	Tw_i_and_stray	52.500	75	26Eps Sco	2.2910	4250.0	105	22011	No
245	GOM_NL__2PRFIN20060516_184927_000000572047_00414_22011_9922.N1	16-MAY-2006 18:49:27	Tw_i_and_stray	56.500	16	21Alp Sco	1.0200	3000.0	113	22011	No
246	GOM_NL__2PRFIN20060516_185202_000000442047_00414_22011_9923.N1	16-MAY-2006 18:52:02	Bright	43.500	97	8Bet1Sco	2.5610	30000.	87	22011	No
247	GOM_NL__2PRFIN20060516_185351_000000372047_00414_22011_9924.N1	16-MAY-2006 18:53:51	Bright	36.500	122	9Alp2Lib	2.7470	9700.0	73	22011	No
248	GOM_NL__2PRFIN20060516_185541_000000412047_00414_22011_9925.N1	16-MAY-2006 18:55:41	Bright	40.500	104	27Bet Lib	2.6140	13100.	81	22011	No
249	GOM_NL__2PRFIN20060516_190058_000000442047_00414_22011_9926.N1	16-MAY-2006 19:00:58	Bright	43.500	102	24Alp Ser	2.6000	4250.0	87	22011	No
250	GOM_NL__2PRFIN20060516_190408_000000372047_00414_22011_9927.N1	16-MAY-2006 19:04:08	Bright	36.500	3	16Alp Boo	-0.050000	4250.0	73	22011	No
251	GOM_NL__2PRFIN20060516_190635_000000402047_00414_22011_9928.N1	16-MAY-2006 19:06:35	Bright	39.500	83		2.3780	11000.	79	22011	No
252	GOM_NL__2PRFIN20060516_190943_000000372047_00414_22011_9929.N1	16-MAY-2006 19:09:43	Bright	37.000	180	27Gam Boo	3.0400	8000.0	74	22011	No
253	GOM_NL__2PRFIN20060516_191822_000000422047_00414_22011_9930.N1	16-MAY-2006 19:18:22	Bright	41.500	119	14Eta Dra	2.7270	4700.0	83	22011	No
254	GOM_NL__2PRFIN20060516_191956_000000392047_00414_22011_9931.N1	16-MAY-2006 19:19:56	Bright	38.500	60	7Bet UMi	2.0810	3950.0	77	22011	No
255	GOM_NL__2PRFIN20060516_193232_000000332047_00414_22011_9932.N1	16-MAY-2006 19:32:32	Bright	33.000	76	27Gam Cas	2.3000	30000.	66	22011	No
256	GOM_NL__2PRFIN20060516_193345_000000362047_00414_22011_9933.N1	16-MAY-2006 19:33:45	Bright	35.500	68	18Alp Cas	2.2250	4500.0	71	22011	No
257	GOM_NL__2PRFIN20060516_194210_000000442047_00414_22011_9934.N1	16-MAY-2006 19:42:10	Bright	43.500	58	21Alp And	2.0730	11000.	87	22011	No
258	GOM_NL__2PRFIN20060516_194620_000000402047_00414_22011_9935.N1	16-MAY-2006 19:46:20	Twilight	40.000	140	88Gam Peg	2.8340	26000.	80	22011	No
259	GOM_NL__2PRFIN20060516_200141_000000472047_00414_22011_9936.N1	16-MAY-2006 20:01:41	Dark	46.500	18	24Alp PsA	1.1660	9700.0	93	22011	No
260	GOM_NL__2PRFIN20060516_200601_000000502047_00414_22011_9937.N1	16-MAY-2006 20:06:01	Dark	50.000	63	Bet Gru	2.1500	2800.0	100	22011	No
261	GOM_NL__2PRFIN20060516_200730_000000432047_00415_22012_9917.N1	16-MAY-2006 20:07:30	Dark	42.500	31	Alp Gru	1.7340	15200.	85	22012	No
262	GOM_NL__2PRFIN20060516_201303_000000432047_00415_22012_9918.N1	16-MAY-2006 20:13:03	Dark	43.000	45	Alp Pav	1.9400	26000.	86	22012	No
263	GOM_NL__2PRFIN20060516_202013_000000472047_00415_22012_9919.N1	16-MAY-2006 20:20:13	Straylight	46.500	141	Bet Ara	2.8400	4600.0	93	22012	No
264	GOM_NL__2PRFIN20060516_202248_000000542047_00415_22012_9920.N1	16-MAY-2006 20:22:48	Straylight	54.000	40	The Sco	1.8590	7100.0	108	22012	No
265	GOM_NL__2PRFIN20060516_202440_000000492047_00415_22012_9921.N1	16-MAY-2006 20:24:40	Straylight	49.000	25	35Lam Sco	1.6200	28000.	98	22012	No
266	GOM_NL__2PRFIN20060516_202658_000000522047_00415_22012_9922.N1	16-MAY-2006 20:26:58	Tw_i_and_stray	51.500	75	26Eps Sco	2.2910	4250.0	103	22012	No
267	GOM_NL__2PRFIN20060516_203003_000000642047_00415_22012_9923.N1	16-MAY-2006 20:30:03	Tw_i_and_stray	64.000	16	21Alp Sco	1.0200	3000.0	128	22012	No
268	GOM_NL__2PRFIN20060516_203238_000000432047_00415_22012_9924.N1	16-MAY-2006 20:32:38	Bright	43.000	97	8Bet1Sco	2.5610	30000.	86	22012	No
269	GOM_NL__2PRFIN20060516_203427_000000382047_00415_22012_9925.N1	16-MAY-2006 20:34:27	Bright	37.500	122	9Alp2Lib	2.7470	9700.0	75	22012	No
270	GOM_NL__2PRFIN20060516_203617_000000382047_00415_22012_9926.N1	16-MAY-2006 20:36:17	Bright	38.000	104	27Bet Lib	2.6140	13100.	76	22012	No
271	GOM_NL__2PRFIN20060516_204134_000000432047_00415_22012_9927.N1	16-MAY-2006 20:41:34	Bright	43.000	102	24Alp Ser	2.6000	4250.0	86	22012	No
272	GOM_NL__2PRFIN20060516_204444_000000362047_00415_22012_9928.N1	16-MAY-2006 20:44:44	Bright	36.000	3	16Alp Boo	-0.050000	4250.0	72	22012	No
273	GOM_NL__2PRFIN20060516_204711_000000372047_00415_22012_9929.N1	16-MAY-2006 20:47:11	Bright	37.000	83		2.3780	11000.	74	22012	No
274	GOM_NL__2PRFIN20060516_205019_000000362047_00415_22012_9930.N1	16-MAY-2006 20:50:19	Bright	36.000	180	27Gam Boo	3.0400	8000.0	72	22012	No
275	GOM_NL__2PRFIN20060516_205857_000000422047_00415_22012_9931.N1	16-MAY-2006 20:58:57	Bright	41.500	119	14Eta Dra	2.7270	4700.0	83	22012	No
276	GOM_NL__2PRFIN20060516_210032_000000382047_00415_22012_9932.N1	16-MAY-2006 21:00:32	Bright	37.500	60	7Bet UMi	2.0810	3950.0	75	22012	No
277	GOM_NL__2PRFIN20060516_211308_000000362047_00415_22012_9933.N1	16-MAY-2006 21:13:08	Bright	35.500	76	27Gam Cas	2.3000	30000.	71	22012	No
278	GOM_NL__2PRFIN20060516_211421_000000392047_00415_22012_9934.N1	16-MAY-2006 21:14:21	Bright	39.000	68	18Alp Cas	2.2250	4500.0	78	22012	No

279	GOM_NL__2PRFIN20060516_212246_000000452047_00415_22012_9935.N1	16-MAY-2006 21:22:46	Bright	44.500	58	21Alp And	2.0730	11000.	89	22012	No
280	GOM_NL__2PRFIN20060516_212656_000000422047_00415_22012_9936.N1	16-MAY-2006 21:26:56	Twilight	42.000	140	88Gam Peg	2.8340	26000.	84	22012	No
281	GOM_NL__2PRFIN20060516_214218_000000492047_00415_22012_9937.N1	16-MAY-2006 21:42:18	Dark	48.500	18	24Alp PsA	1.1660	9700.0	97	22012	No
282	GOM_NL__2PRFIN20060516_214637_000000472047_00415_22012_9938.N1	16-MAY-2006 21:46:37	Dark	47.000	63	Bet Gru	2.1500	2800.0	94	22012	No
283	GOM_NL__2PRFIN20060516_214807_000000422047_00416_22013_9918.N1	16-MAY-2006 21:48:07	Dark	41.500	31	Alp Gru	1.7340	15200.	83	22013	No
284	GOM_NL__2PRFIN20060516_215340_000000412047_00416_22013_9919.N1	16-MAY-2006 21:53:40	Dark	41.000	45	Alp Pav	1.9400	26000.	82	22013	No
285	GOM_NL__2PRFIN20060516_220049_000000422047_00416_22013_9920.N1	16-MAY-2006 22:00:49	Straylight	41.500	141	Bet Ara	2.8400	4600.0	83	22013	No
286	GOM_NL__2PRFIN20060516_220324_000000502047_00416_22013_9921.N1	16-MAY-2006 22:03:24	Straylight	50.000	40	The Sco	1.8590	7100.0	100	22013	No
287	GOM_NL__2PRFIN20060516_220516_000000492047_00416_22013_9922.N1	16-MAY-2006 22:05:16	Straylight	49.000	25	35Lam Sco	1.6200	28000.	98	22013	No
288	GOM_NL__2PRFIN20060516_220735_000000522047_00416_22013_9923.N1	16-MAY-2006 22:07:35	Tw_i_and_stray	51.500	75	26Eps Sco	2.2910	4250.0	103	22013	No
289	GOM_NL__2PRFIN20060516_221039_000000592047_00416_22013_9924.N1	16-MAY-2006 22:10:39	Tw_i_and_stray	58.500	16	21Alp Sco	1.0200	3000.0	117	22013	No
290	GOM_NL__2PRFIN20060516_221314_000000452047_00416_22013_9925.N1	16-MAY-2006 22:13:14	Bright	44.500	97	8Bet1Sco	2.5610	30000.	89	22013	No
291	GOM_NL__2PRFIN20060516_221503_000000372047_00416_22013_9926.N1	16-MAY-2006 22:15:03	Bright	37.000	122	9Alp2Lib	2.7470	9700.0	74	22013	No
292	GOM_NL__2PRFIN20060516_221653_000000412047_00416_22013_9927.N1	16-MAY-2006 22:16:53	Bright	40.500	104	27Bet Lib	2.6140	13100.	81	22013	No
293	GOM_NL__2PRFIN20060516_222210_000000432047_00416_22013_9928.N1	16-MAY-2006 22:22:10	Bright	43.000	102	24Alp Ser	2.6000	4250.0	86	22013	No
294	GOM_NL__2PRFIN20060516_222520_000000352047_00416_22013_9929.N1	16-MAY-2006 22:25:20	Bright	35.000	3	16Alp Boo	-0.050000	4250.0	70	22013	No
295	GOM_NL__2PRFIN20060516_222746_000000402047_00416_22013_9930.N1	16-MAY-2006 22:27:46	Bright	39.500	83		2.3780	11000.	79	22013	No
296	GOM_NL__2PRFIN20060516_223055_000000542047_00416_22013_9931.N1	16-MAY-2006 22:30:55	Bright	54.000	180	27Gam Boo	3.0400	8000.0	108	22013	No
297	GOM_NL__2PRFIN20060516_223933_000000412047_00416_22013_9932.N1	16-MAY-2006 22:39:33	Bright	41.000	119	14Eta Dra	2.7270	4700.0	82	22013	No
298	GOM_NL__2PRFIN20060516_224107_000000372047_00416_22013_9933.N1	16-MAY-2006 22:41:07	Bright	37.000	60	7Bet UMi	2.0810	3950.0	74	22013	No
299	GOM_NL__2PRFIN20060516_225343_000000532047_00416_22013_9934.N1	16-MAY-2006 22:53:43	Bright	53.000	76	27Gam Cas	2.3000	30000.	106	22013	No
300	GOM_NL__2PRFIN20060516_225457_000000382047_00416_22013_9935.N1	16-MAY-2006 22:54:57	Bright	37.500	68	18Alp Cas	2.2250	4500.0	75	22013	No
301	GOM_NL__2PRFIN20060516_230322_000000462047_00416_22013_9936.N1	16-MAY-2006 23:03:22	Bright	45.500	58	21Alp And	2.0730	11000.	91	22013	No
302	GOM_NL__2PRFIN20060516_230733_000000422047_00416_22013_9937.N1	16-MAY-2006 23:07:33	Twilight	41.500	140	88Gam Peg	2.8340	26000.	83	22013	No
303	GOM_NL__2PRFIN20060516_232255_000000522047_00416_22013_9938.N1	16-MAY-2006 23:22:55	Dark	51.500	18	24Alp PsA	1.1660	9700.0	103	22013	No
304	GOM_NL__2PRFIN20060516_232714_000000472047_00416_22013_9939.N1	16-MAY-2006 23:27:14	Dark	46.500	63	Bet Gru	2.1500	2800.0	93	22013	No
305	GOM_NL__2PRFIN20060516_232844_000000422047_00417_22014_9919.N1	16-MAY-2006 23:28:44	Dark	42.000	31	Alp Gru	1.7340	15200.	84	22014	No
306	GOM_NL__2PRFIN20060516_233416_000000412047_00417_22014_9920.N1	16-MAY-2006 23:34:16	Dark	41.000	45	Alp Pav	1.9400	26000.	82	22014	No
307	GOM_NL__2PRFIN20060516_234126_000000422047_00417_22014_9921.N1	16-MAY-2006 23:41:26	Straylight	41.500	141	Bet Ara	2.8400	4600.0	83	22014	No
308	GOM_NL__2PRFIN20060516_234401_000000482047_00417_22014_9922.N1	16-MAY-2006 23:44:01	Straylight	48.000	40	The Sco	1.8590	7100.0	96	22014	No
309	GOM_NL__2PRFIN20060516_234553_000000522047_00417_22014_9923.N1	16-MAY-2006 23:45:53	Straylight	52.000	25	35Lam Sco	1.6200	28000.	104	22014	No
310	GOM_NL__2PRFIN20060516_234811_000000532047_00417_22014_9924.N1	16-MAY-2006 23:48:11	Tw_i_and_stray	52.500	75	26Eps Sco	2.2910	4250.0	105	22014	No
311	GOM_NL__2PRFIN20060516_235115_000000632047_00417_22014_9925.N1	16-MAY-2006 23:51:15	Tw_i_and_stray	62.500	16	21Alp Sco	1.0200	3000.0	125	22014	No
312	GOM_NL__2PRFIN20060516_235350_000000432047_00417_22014_9926.N1	16-MAY-2006 23:53:50	Bright	43.000	97	8Bet1Sco	2.5610	30000.	86	22014	No
313	GOM_NL__2PRFIN20060516_235539_000000372047_00417_22014_9927.N1	16-MAY-2006 23:55:39	Bright	37.000	122	9Alp2Lib	2.7470	9700.0	74	22014	No
314	GOM_NL__2PRFIN20060516_235729_000000392047_00417_22014_9928.N1	16-MAY-2006 23:57:29	Bright	38.500	104	27Bet Lib	2.6140	13100.	77	22014	No

3. Quality information per product

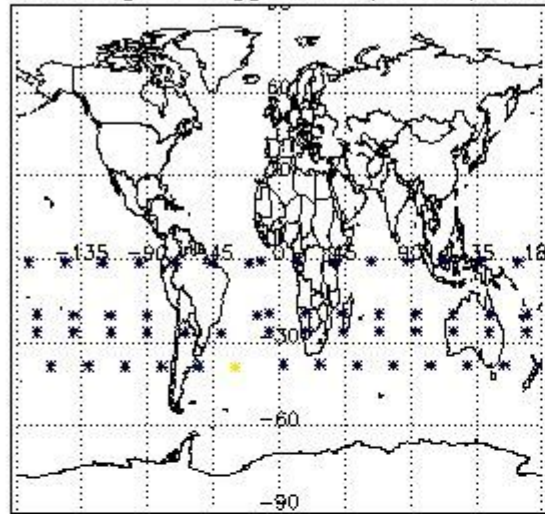
In this section it is plotted some information contained in the Quality Summary data set of the level 2 products. Only products in dark limb conditions and without errors (error flag in the MPH set to "0") are used.

3.1 Plot quality information per product (time dependant)

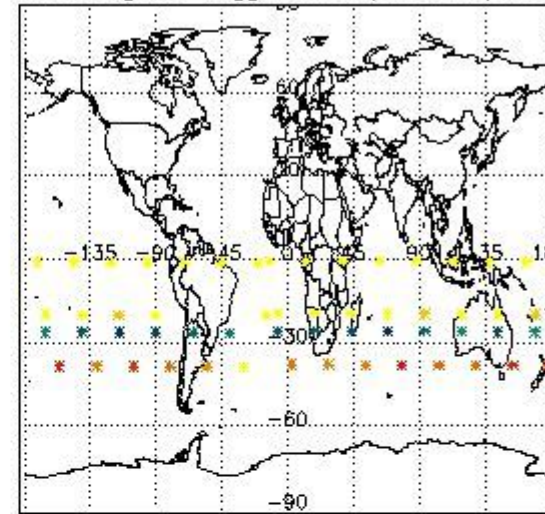


3.2 Plot quality information per product (world map)

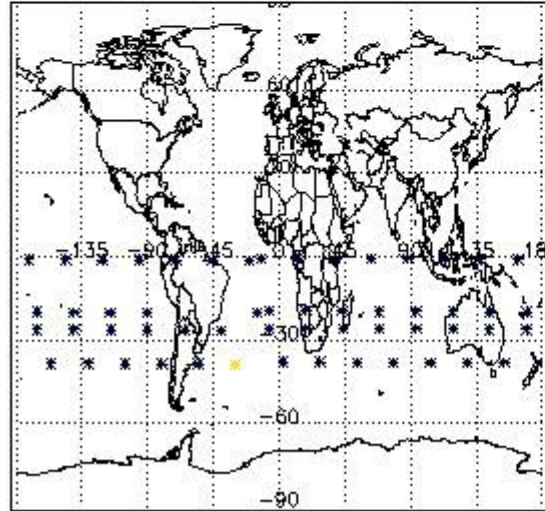
Percentage of flagged data per O3 profile



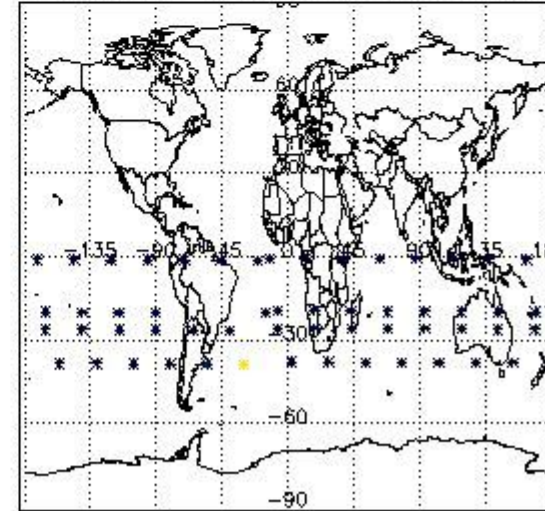
Percentage of flagged data per H2O profile



Percentage of flagged data per NO2 profile



Percentage of flagged data per NO3 profile

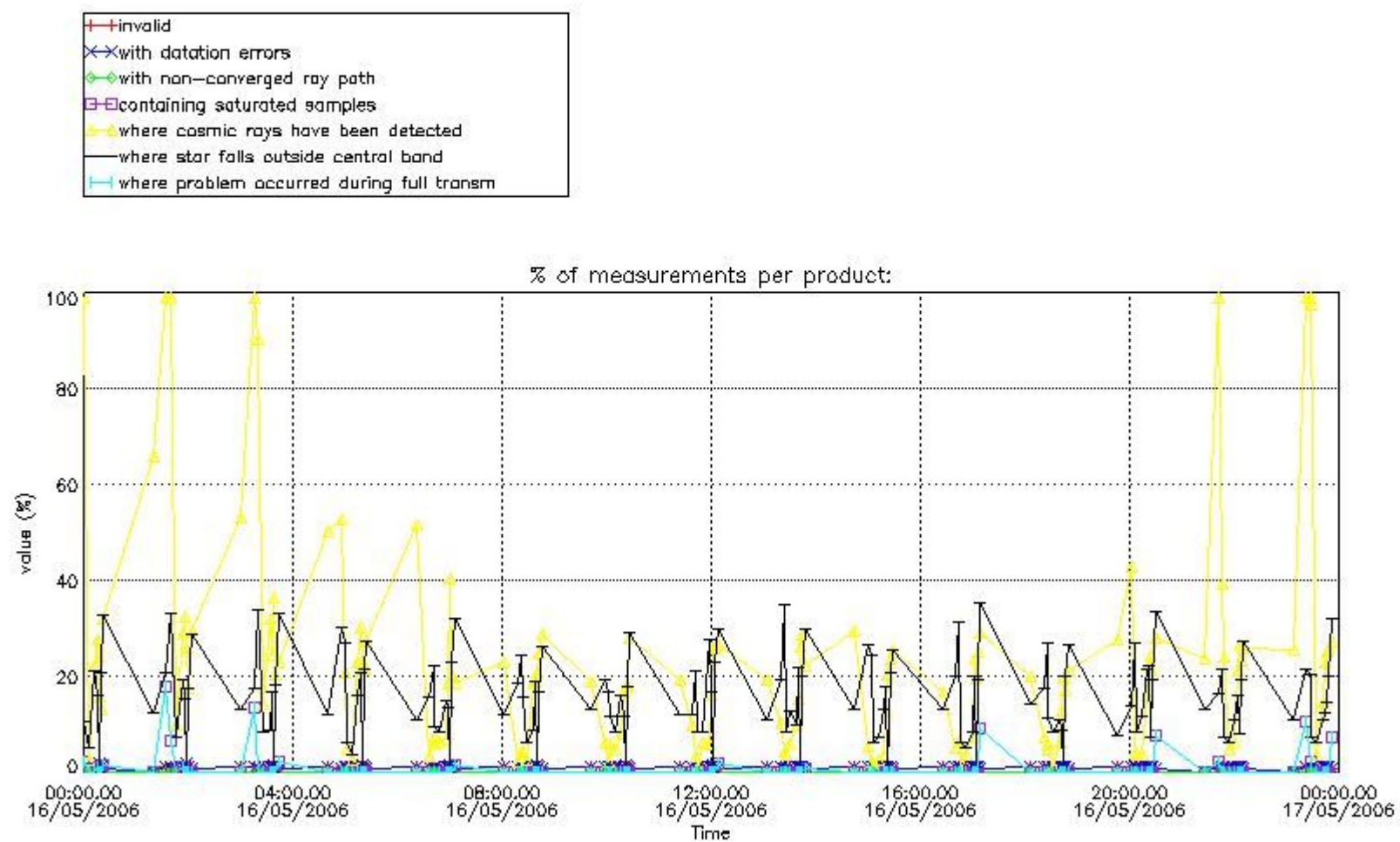


4. Level 1 quality information per product

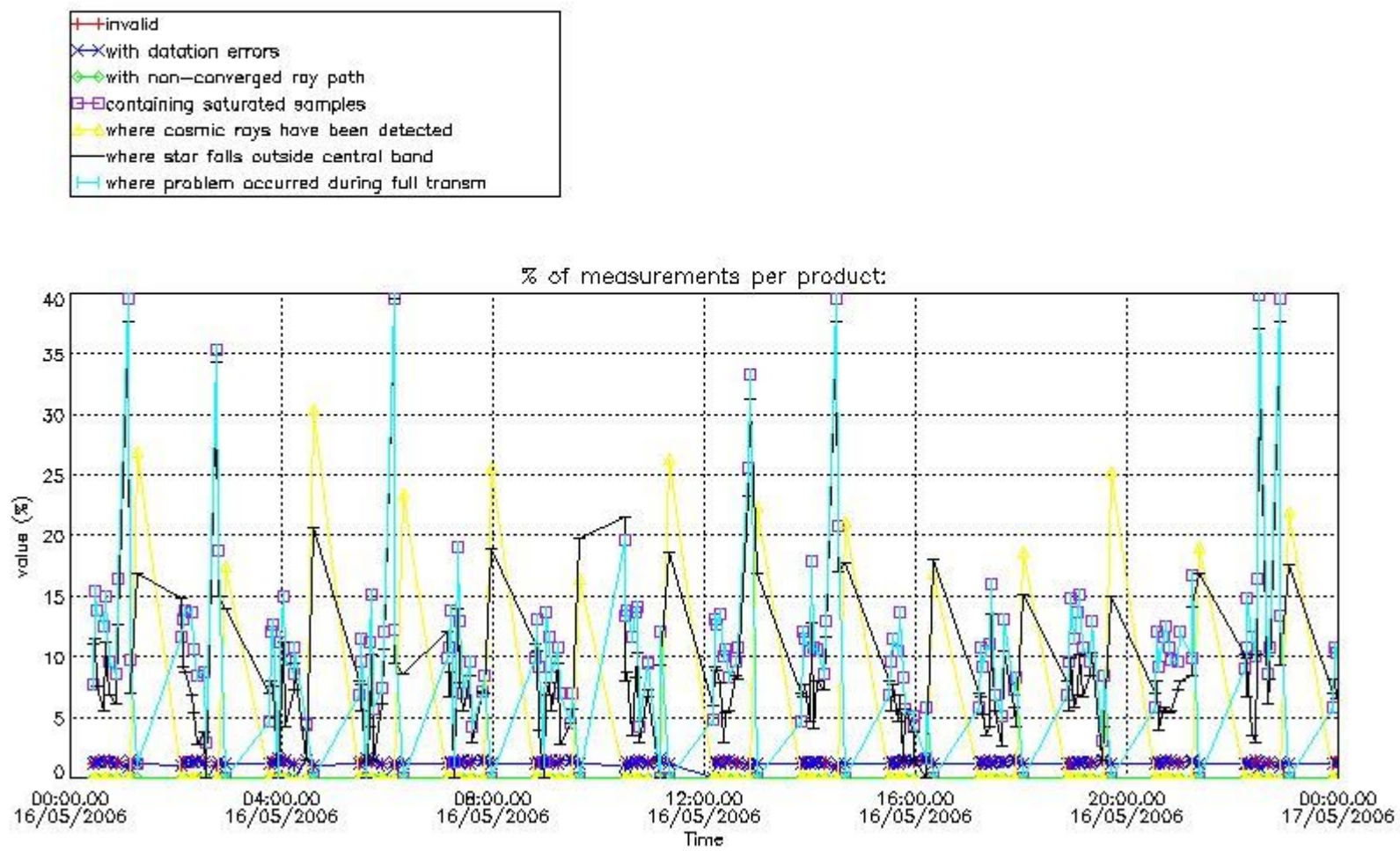
In this section it is plotted some information contained in the Quality Summary data set of the level 2 products that comes from the level 1b processing. Products without errors (error flag in the MPH set to "0") are used.

4.1 Plot quality information per product (time dependant) coming from level 1b processing

4.1.1 Plot level 1 quality information per product (time dependant): ENVISAT ASCENDING passes



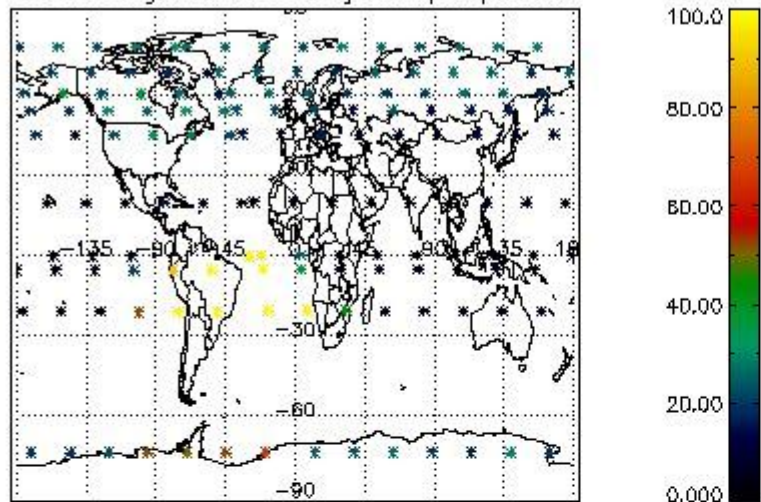
4.1.2 Plot level 1 quality information per product (time dependant): ENVI SAT DESCENDING passes



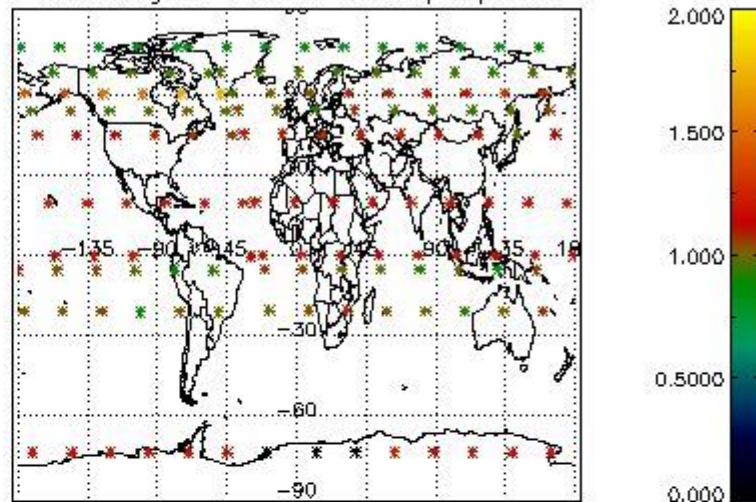
4.2 Plot quality information per product coming from level 1b processing (world map)

4.2.1 Plot level 1 quality information per product (world map): ENVISAT ASCENDING passes

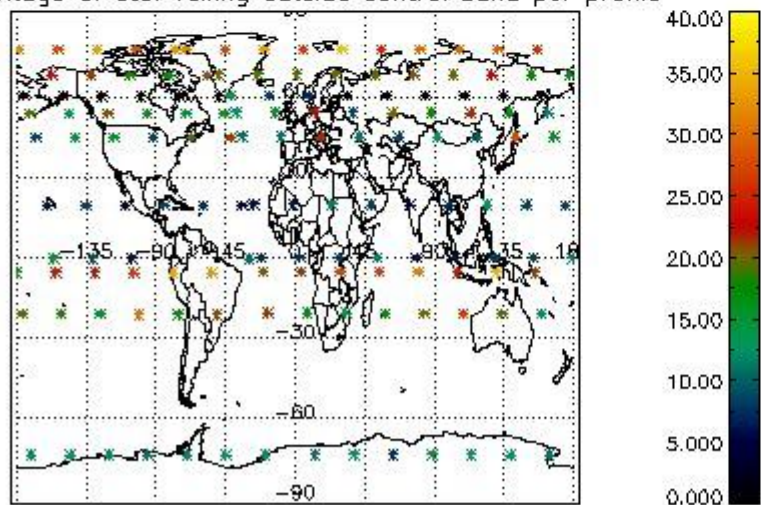
Percentage of cosmic ray hits per profile



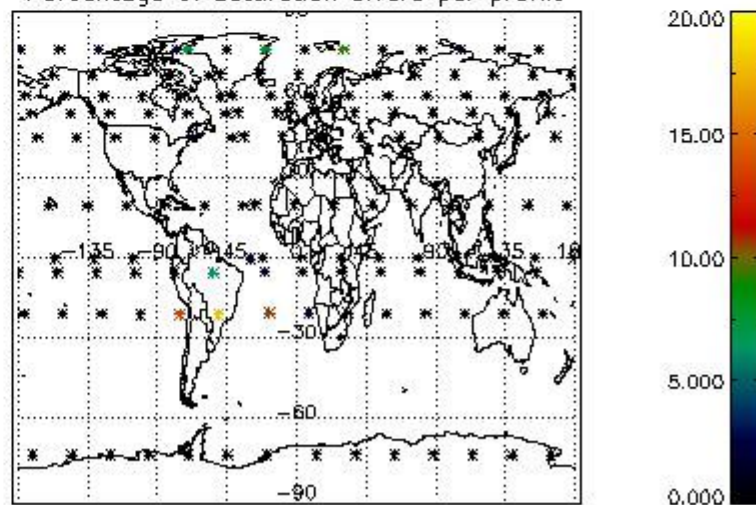
Percentage of datation errors per profile



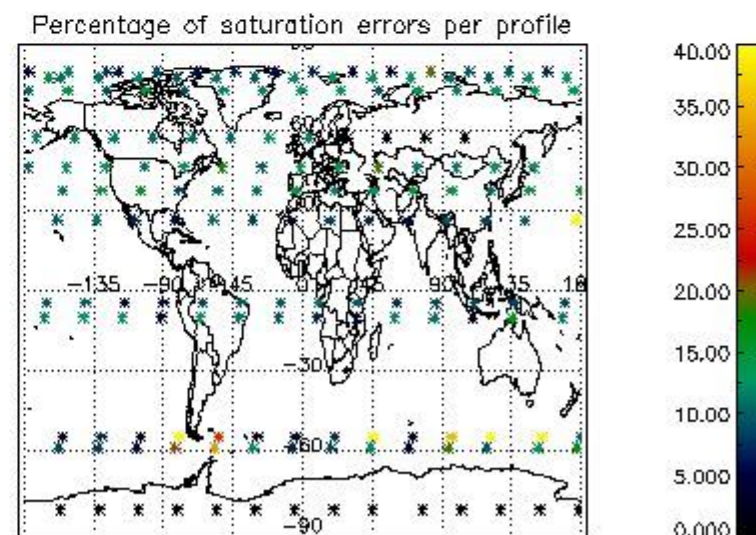
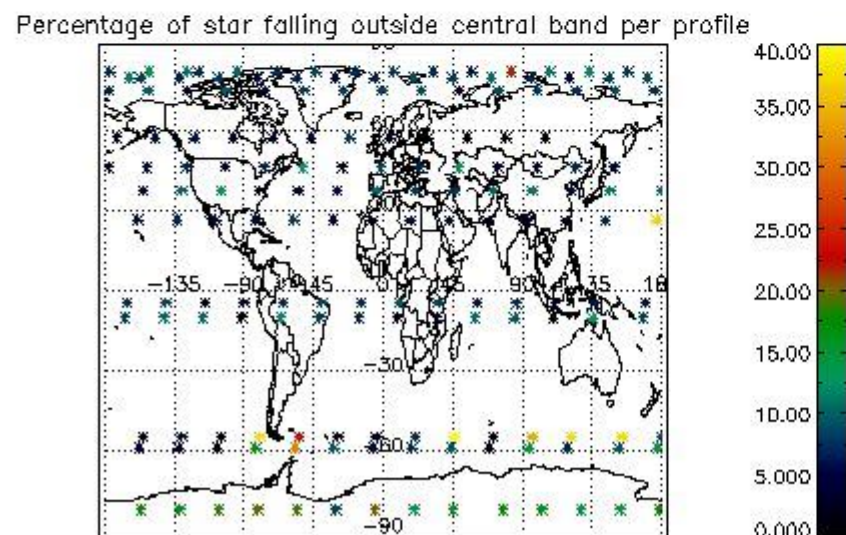
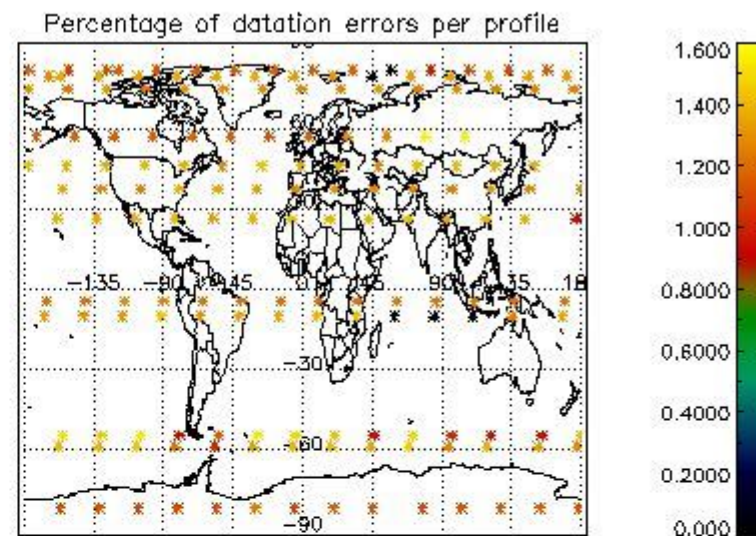
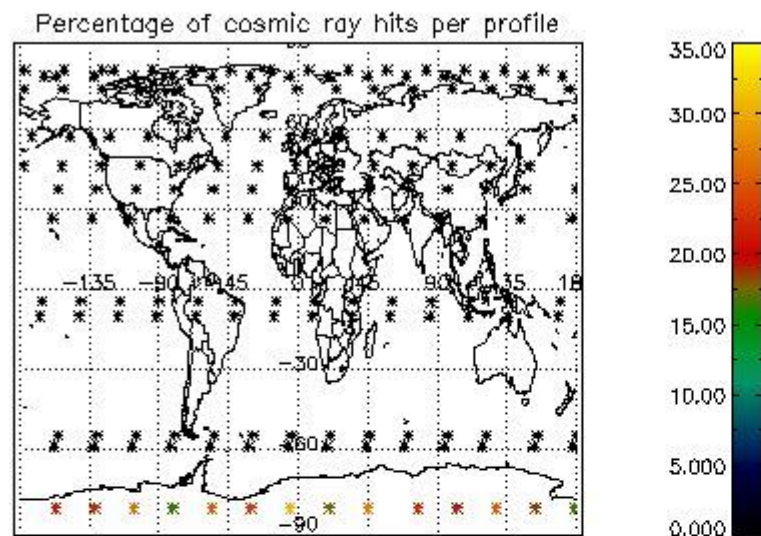
Percentage of star falling outside central band per profile



Percentage of saturation errors per profile



4.2.2 Plot level 1 quality information per product (world map): ENVISAT DESCENDING passes



5. Trace gas profiles

5.1 Ozone statistics based on quality of products

The final quality of the products can be "measured" using the STD (Standard Deviation) attached to every point profile. This information is written to the parameter GOM_NL__2P/NL_LOCAL_SPECIES_DENSITY/o3_std of the level 2 products. The table below shows the statistics for given STD ranges.

The statistics are given with respect to the overall valid production:

- Products without fatal errors: GOM_NL__2P/MPH/PRODUCT_ERR=0
- Valid point profile: GOM_NL__2P/NL_LOCAL_SPECIES_DENSITY/pcd(0)=0

The 'Criteria' is applied to valid points of dark limb products:

- Products in dark limb illumination condition: GOM_NL__2P/NL_SUMMARY_QUALITY/obs_ill_cond=0
- Products without fatal errors: GOM_NL__2P/MPH/PRODUCT_ERR=0
- Valid point profile: GOM_NL__2P/NL_LOCAL_SPECIES_DENSITY/pcd(0)=0

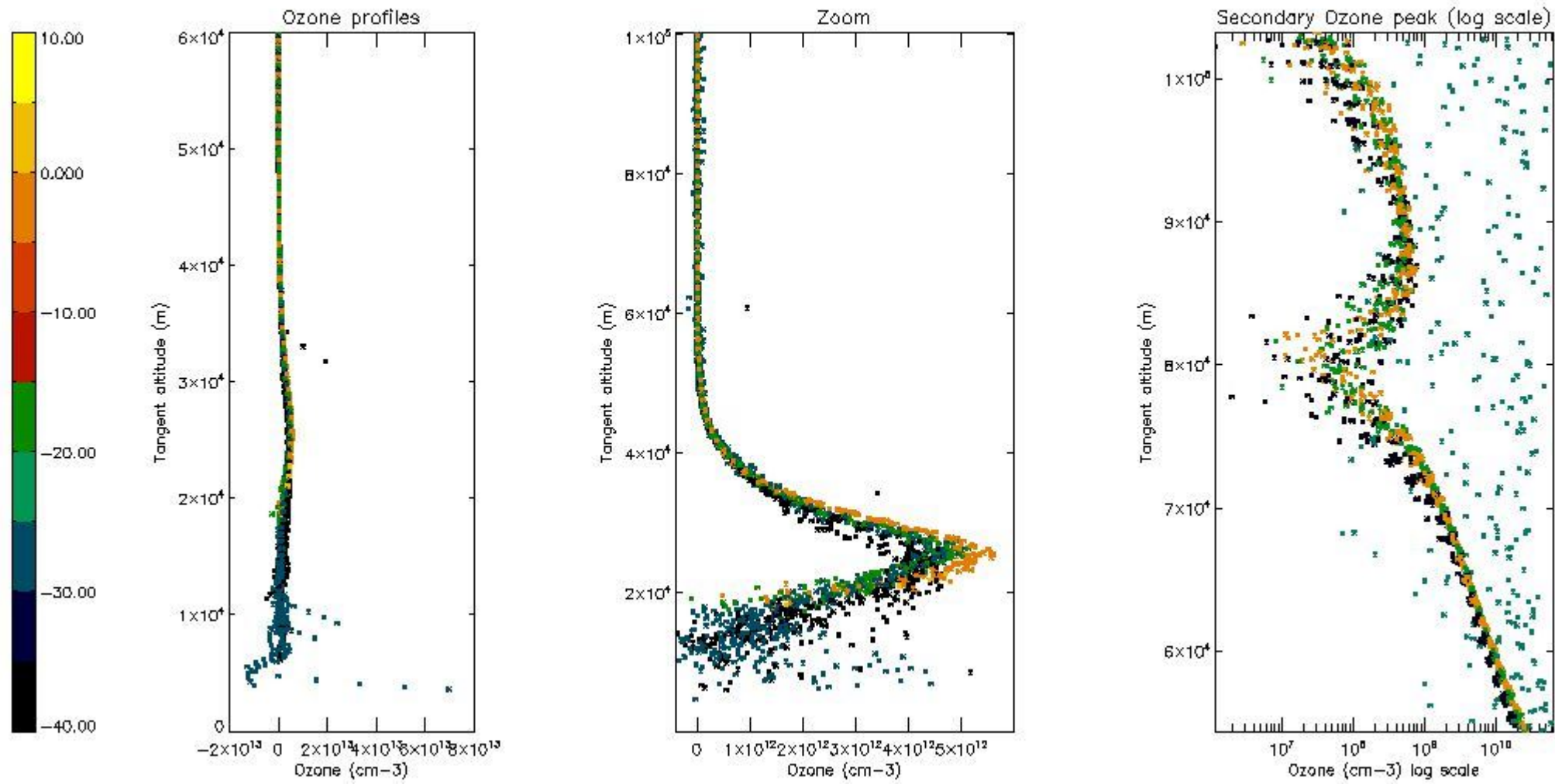
So, the table below shows the percentage of dark limb and valid observations for each criteria with respect to the overall valid daily observations.

Criteria	% of total production
All STD	19
STD < 20	11

STD < 10	9
STD < 5	7

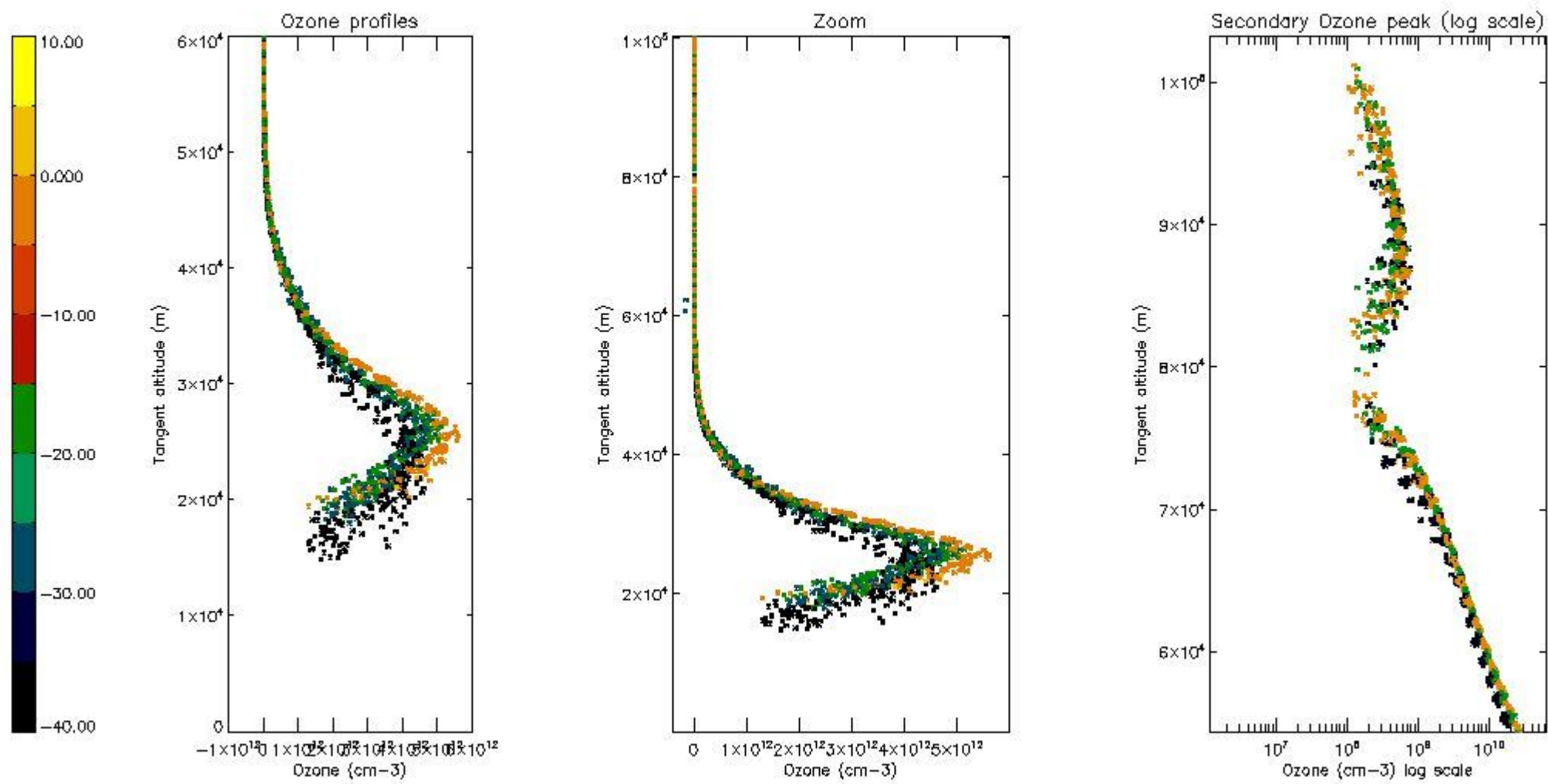
5.2 Plot ozone profiles for all STD (dark without errors)

The colorbar represents the latitude.



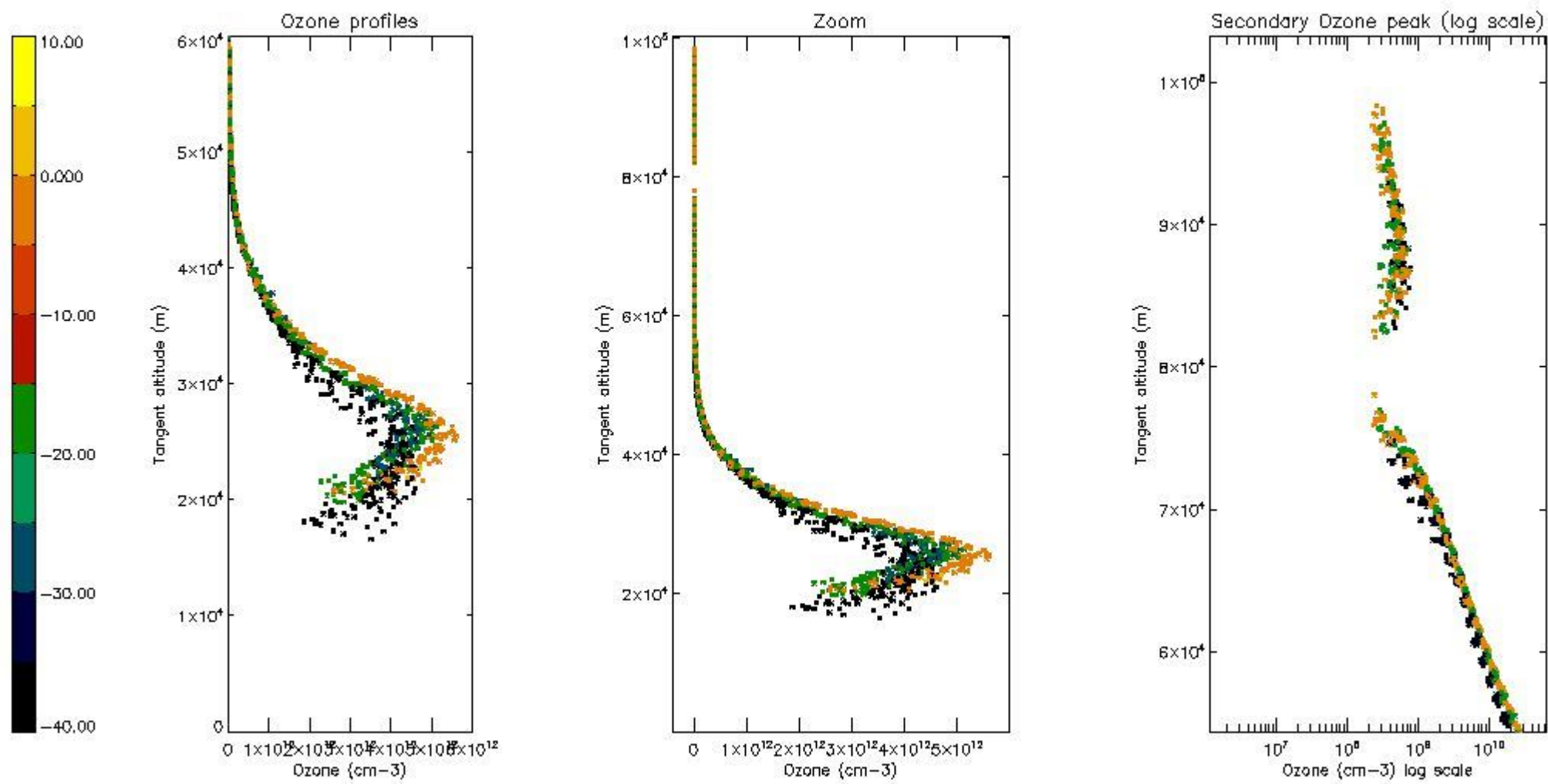
5.3 Plot ozone profiles where STD < 20% (dark without errors)

The colorbar represents the latitude.



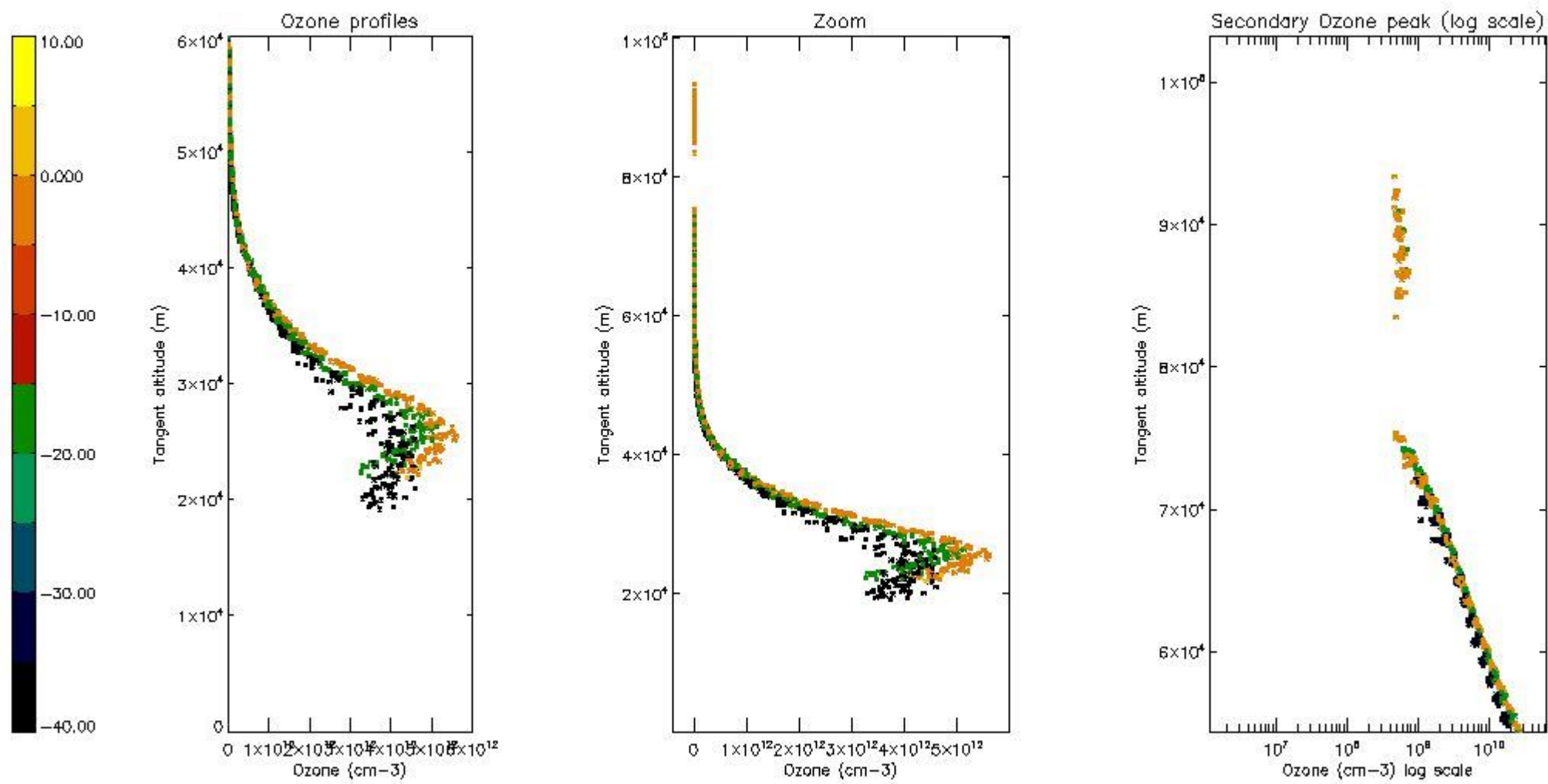
5.4 Plot ozone profiles where STD < 10% (dark without errors)

The colorbar represents the latitude.



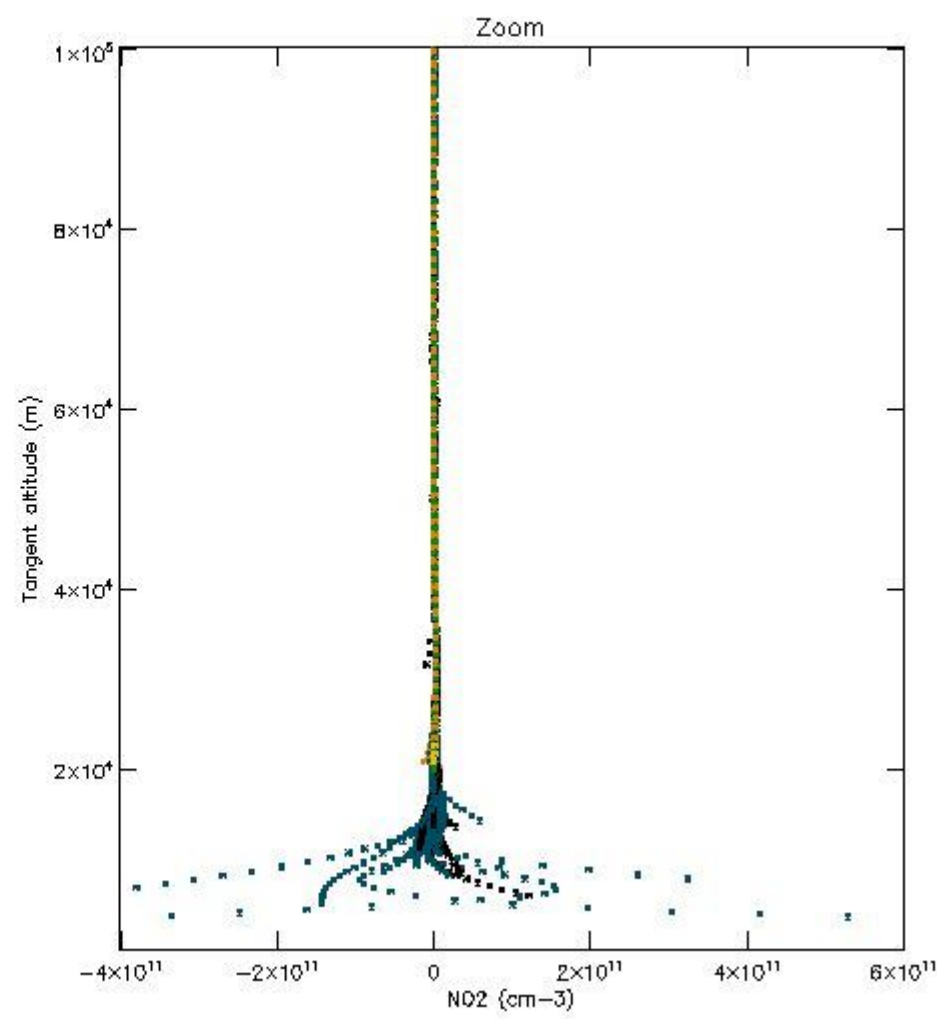
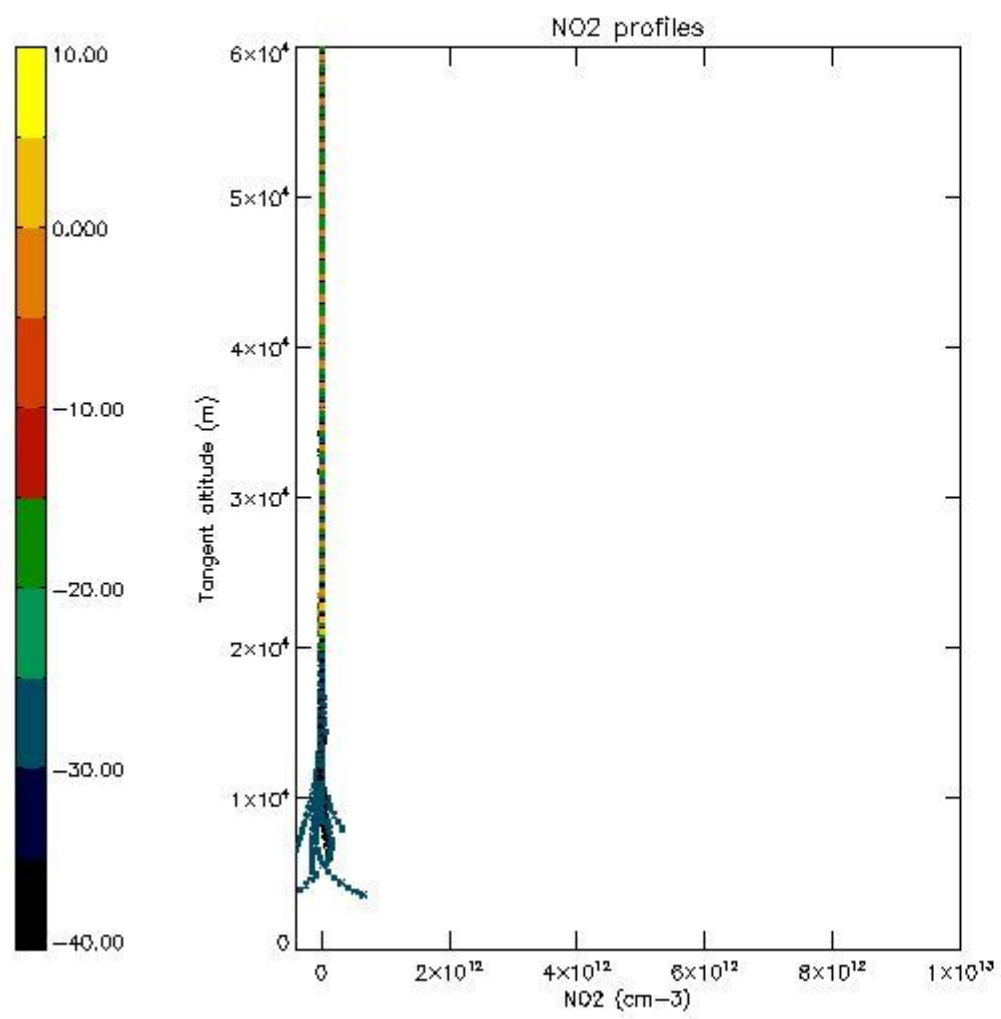
5.5 Plot ozone profiles where STD < 5% (dark without errors)

The colorbar represents the latitude.



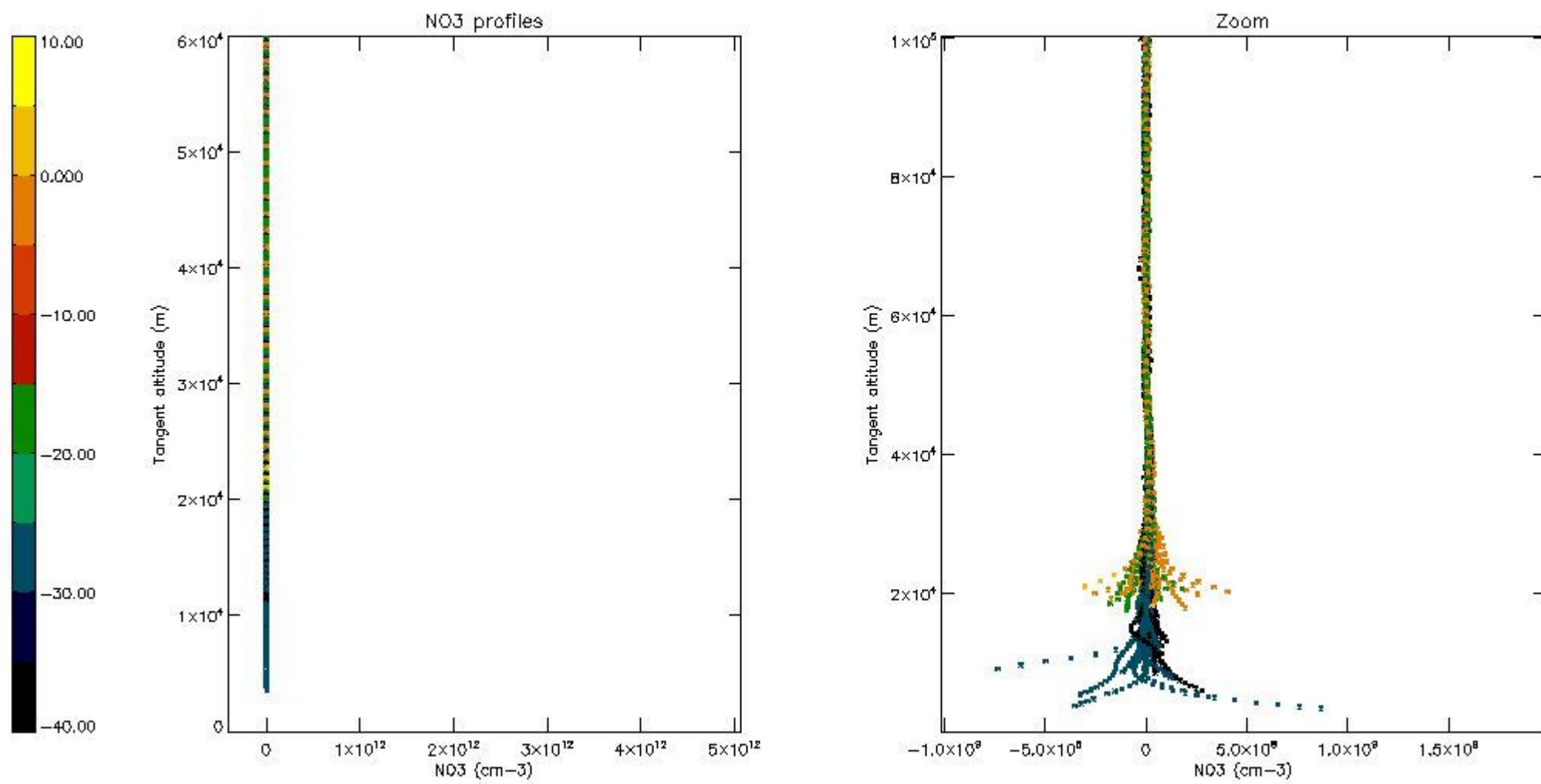
5.6 Plot NO₂ profiles for all STD (dark without errors)

The colorbar represents the latitude.



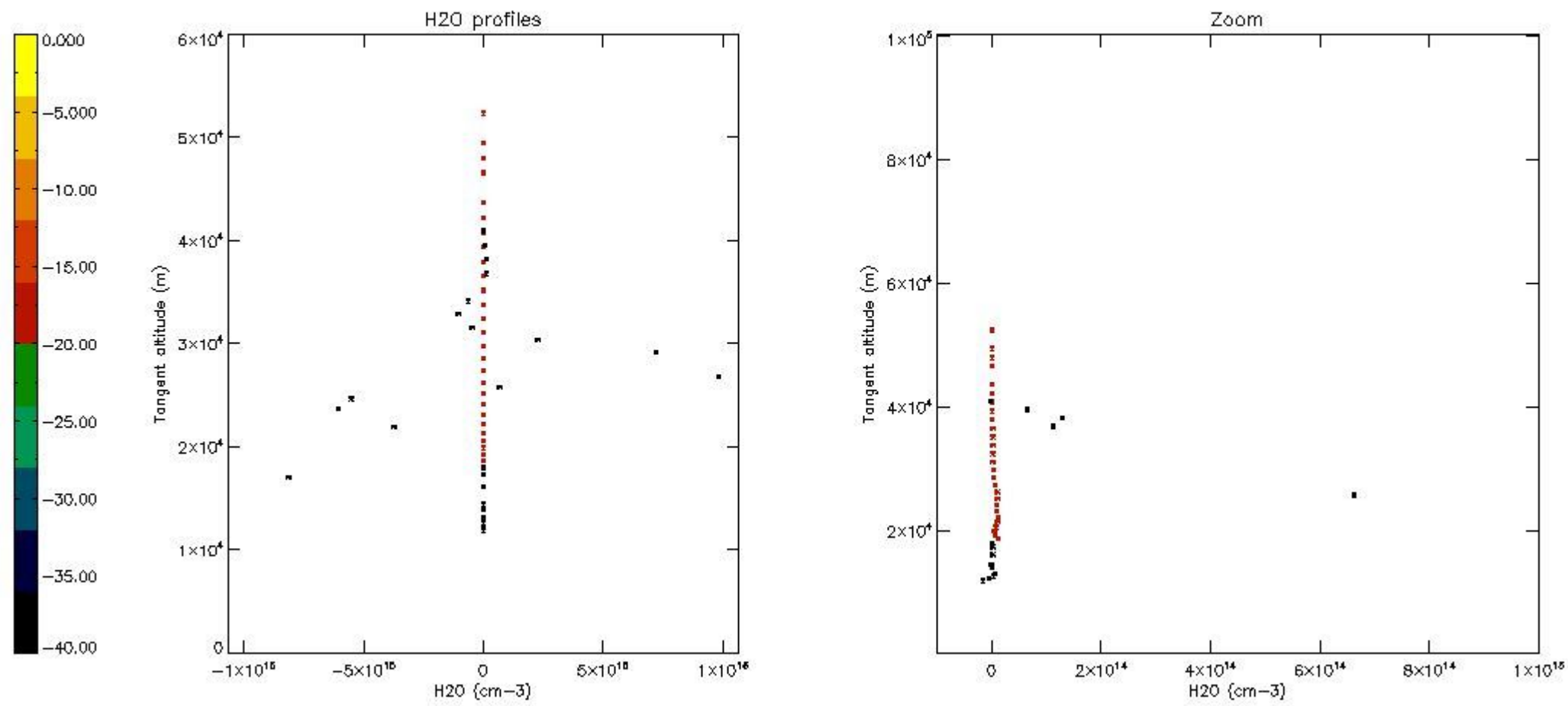
5.7 Plot NO3 profiles for all STD (dark without errors)

The colorbar represents the latitude.



5.8 Plot H2O profiles for all STD (only for occultations of stars 1,2,3,4,13,14,16,26,63 dark without errors)

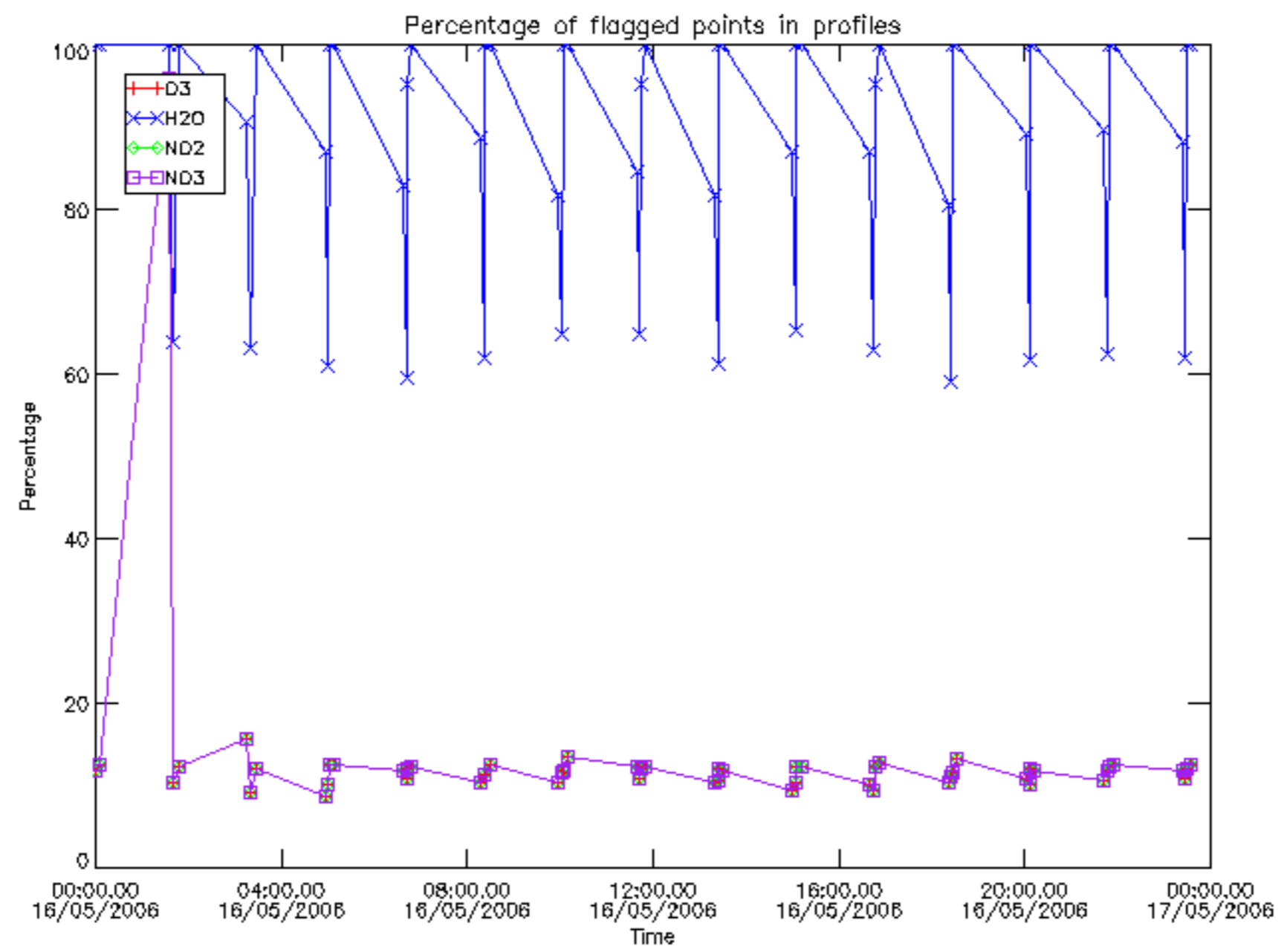
The colorbar represents the latitude.



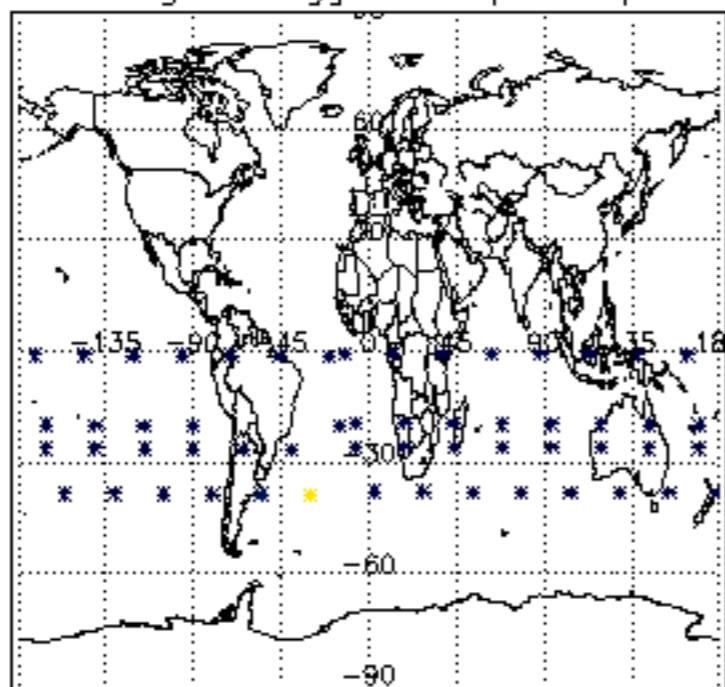
6. Auxiliary Data Files used for the production reported in section 2

The number reported in the third column indicates since which file (see list in section 2) the corresponding auxiliary file has been used. The fourth column is the date of those product files.

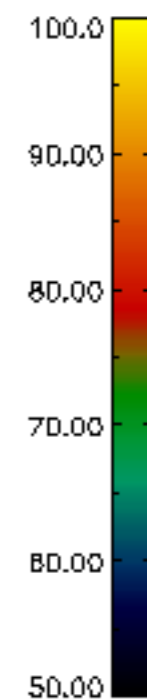
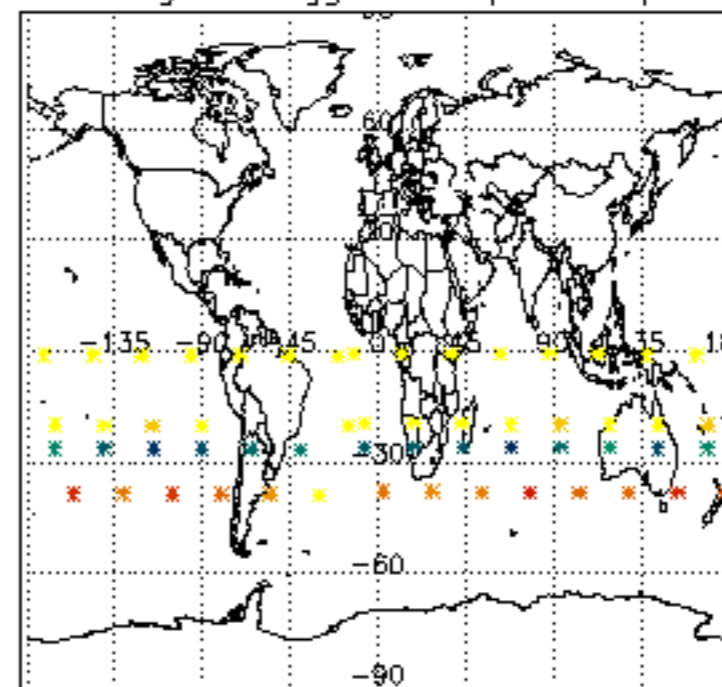
Type	Auxiliary Filename	Used since product	Used since product date
INST_PHYS_CHARACTERISTICS	GOM_INS_AXVIEC20091111_143220_20030716_120000_20500101_000000	1	16-MAY-2006 00:00:10
LEVEL-2_PROC_CONFIG	GOM_PR2_AXVIEC20091111_152718_20020301_000000_20500101_000000	1	16-MAY-2006 00:00:10
CROSS_SECTIONS_FILE	GOM_CRS_AXVIEC20091111_154832_20020301_000000_20500101_000000	1	16-MAY-2006 00:00:10



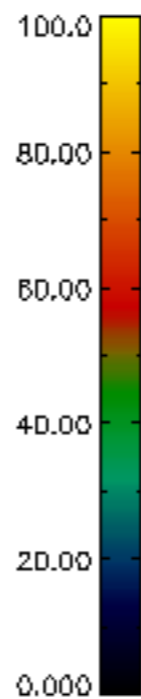
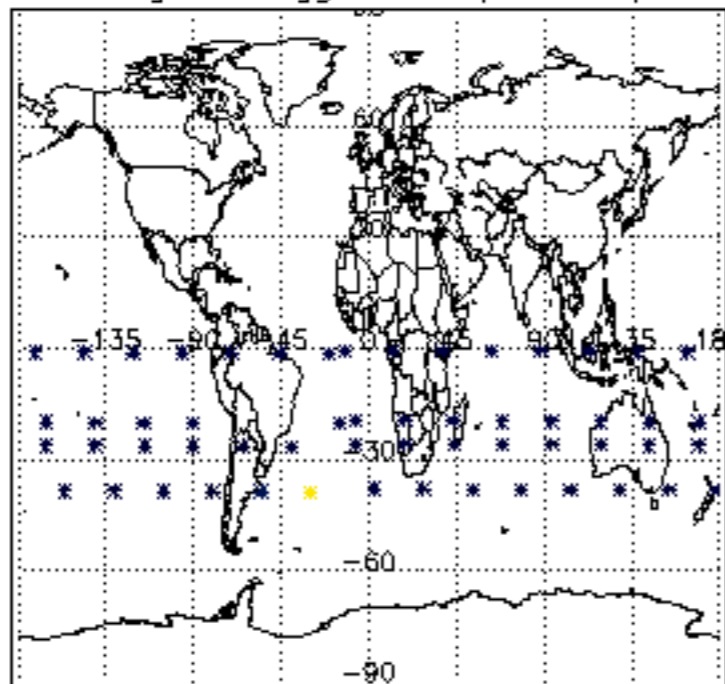
Percentage of flagged data per D3 profile



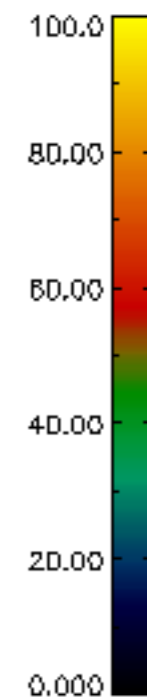
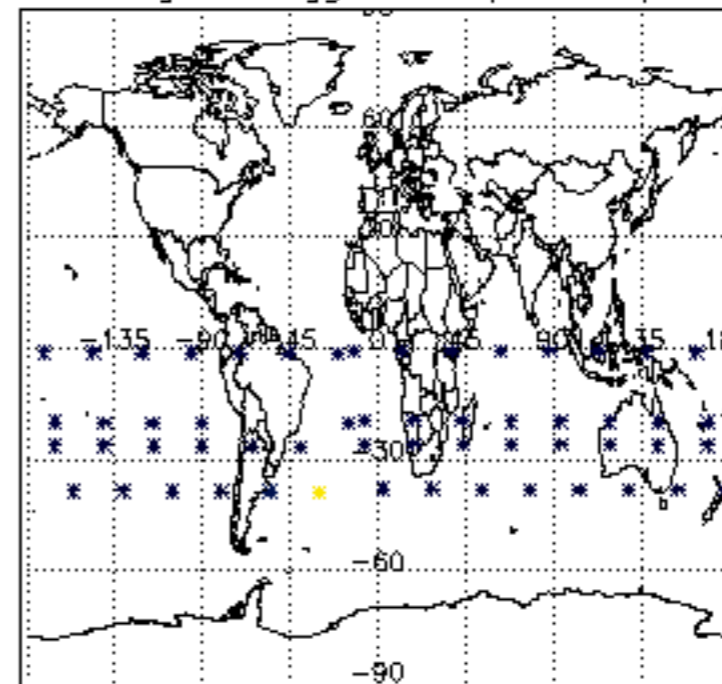
Percentage of flagged data per H2O profile

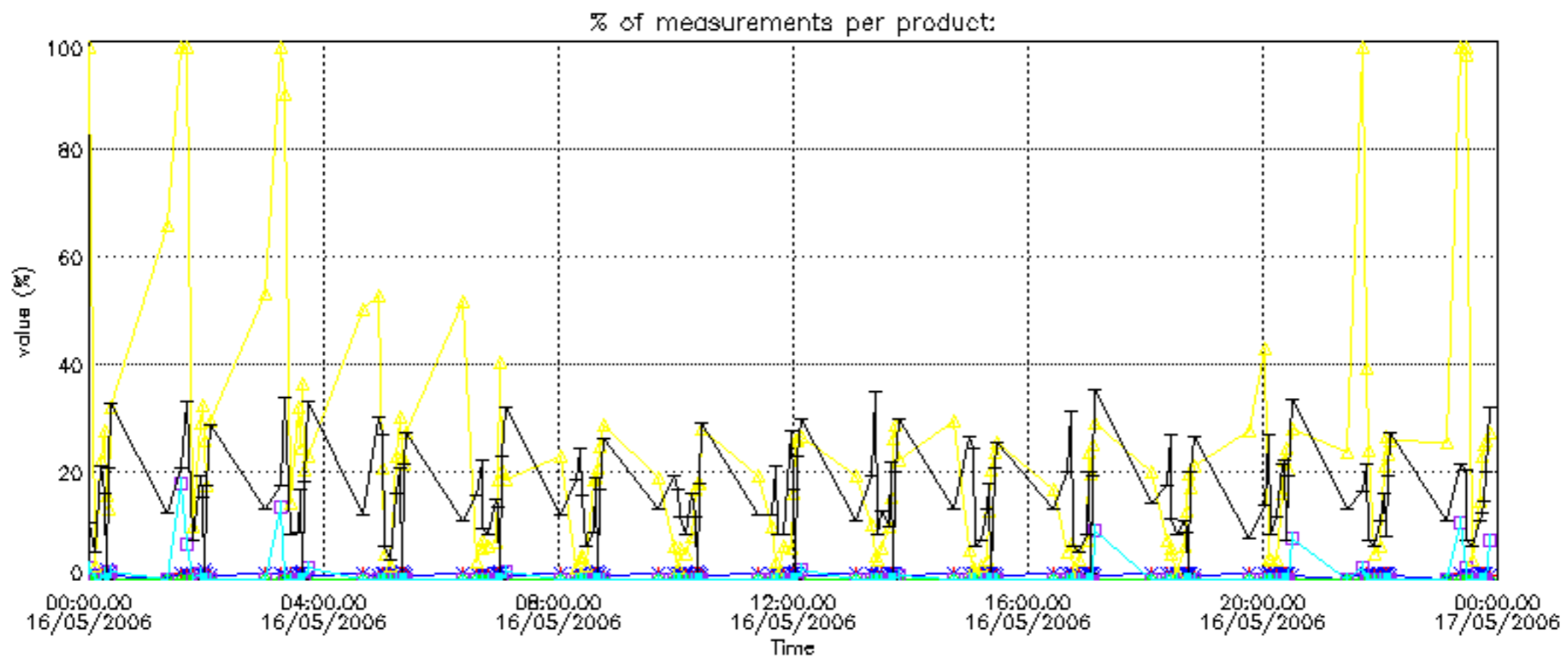


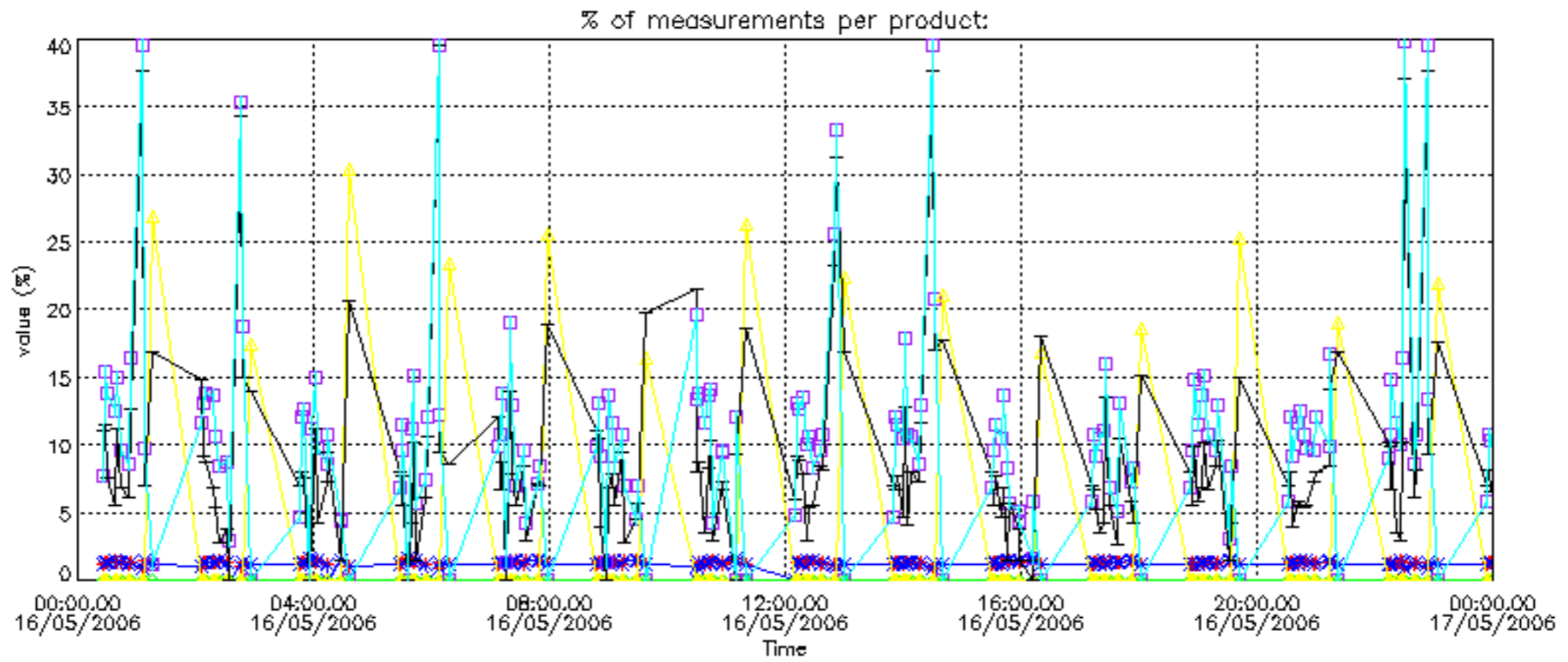
Percentage of flagged data per NO2 profile



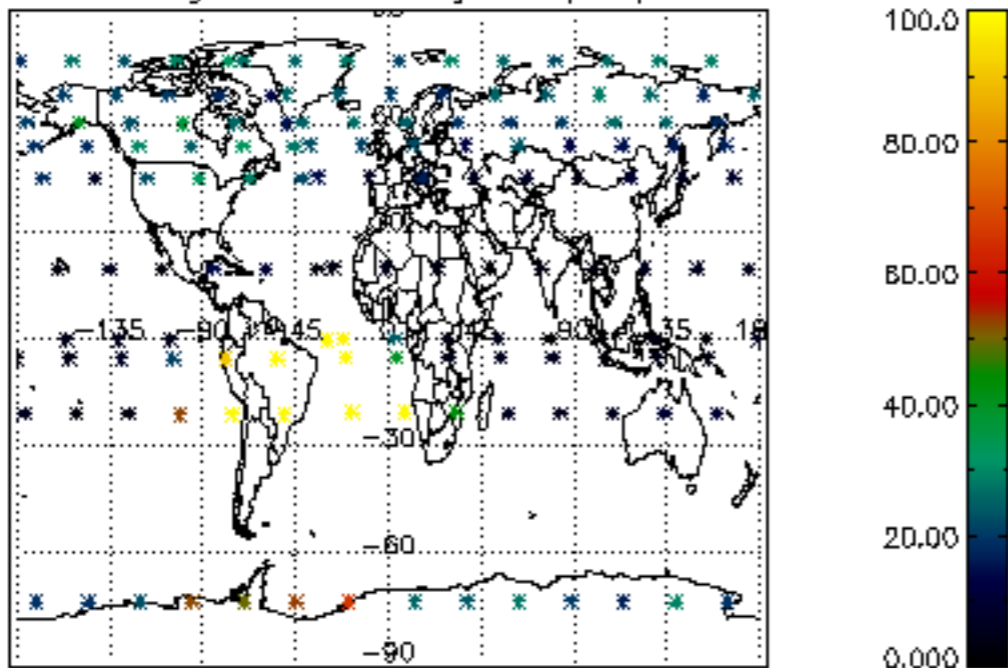
Percentage of flagged data per NO3 profile



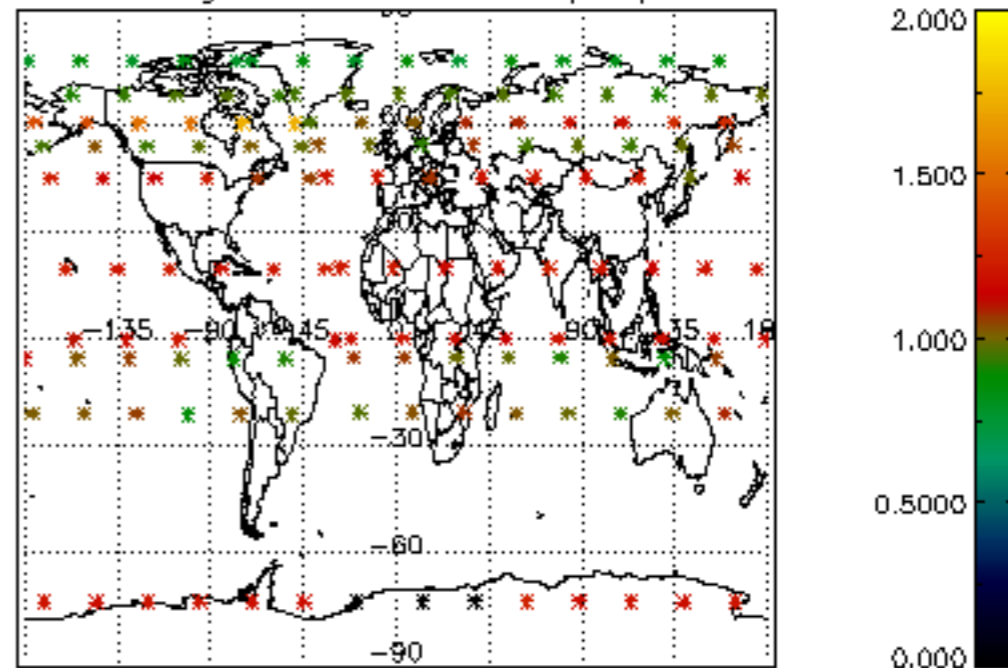




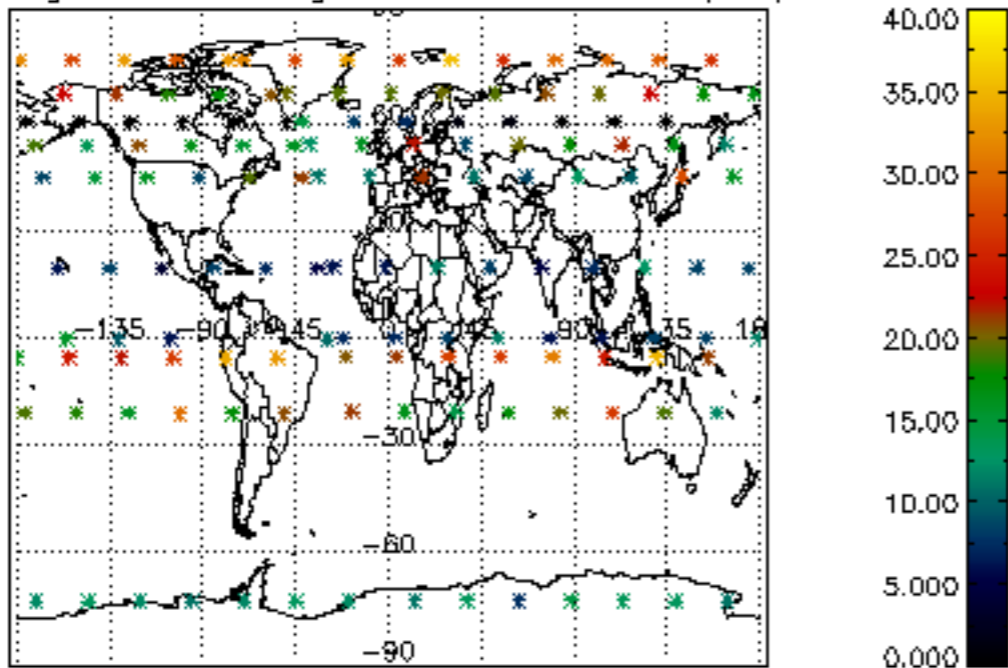
Percentage of cosmic ray hits per profile



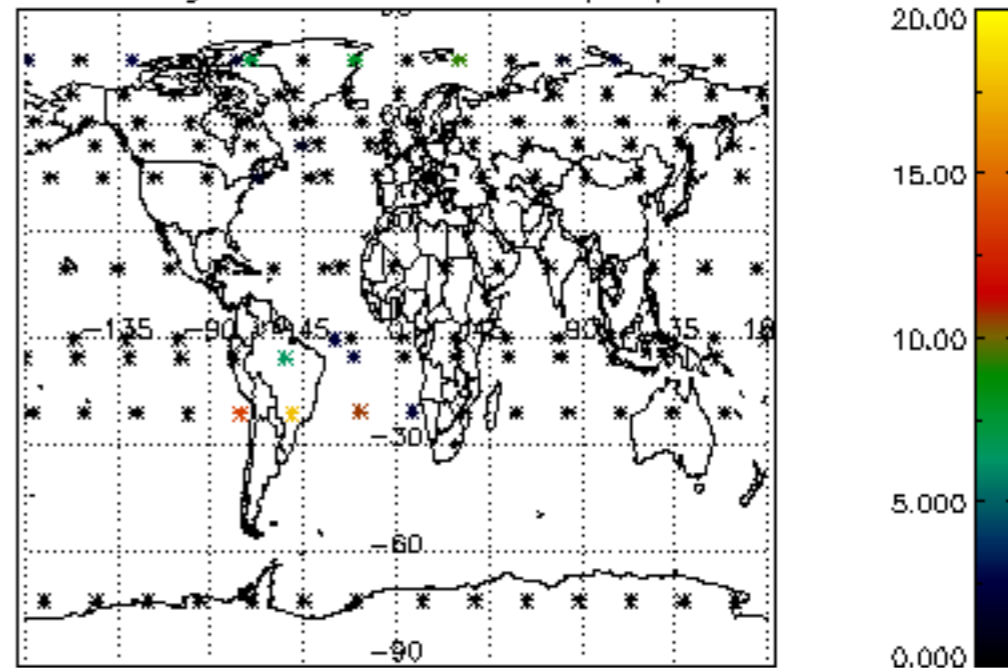
Percentage of datation errors per profile



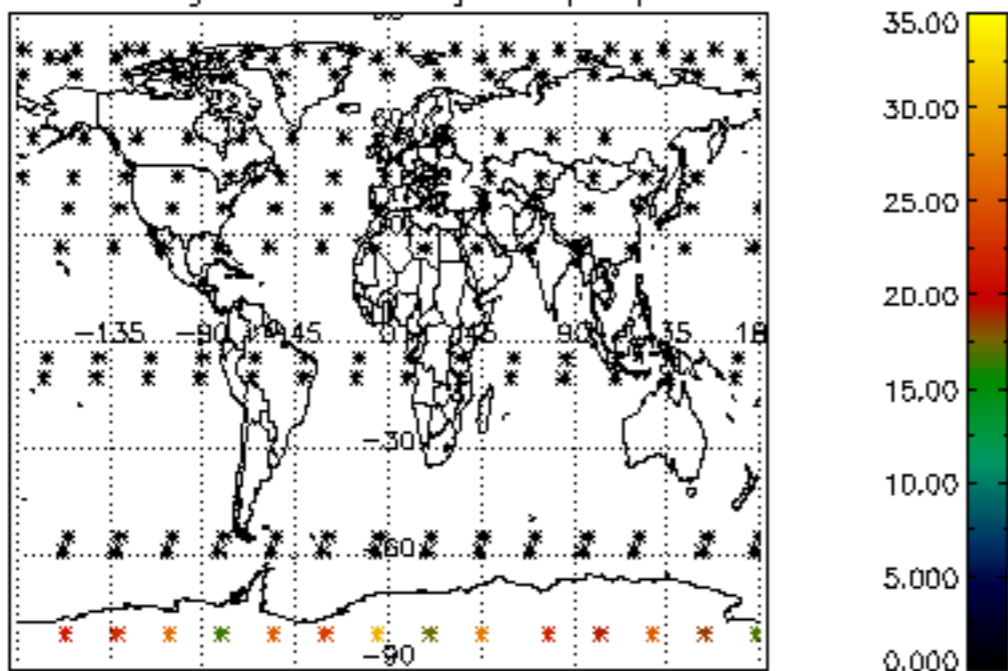
Percentage of star falling outside central band per profile



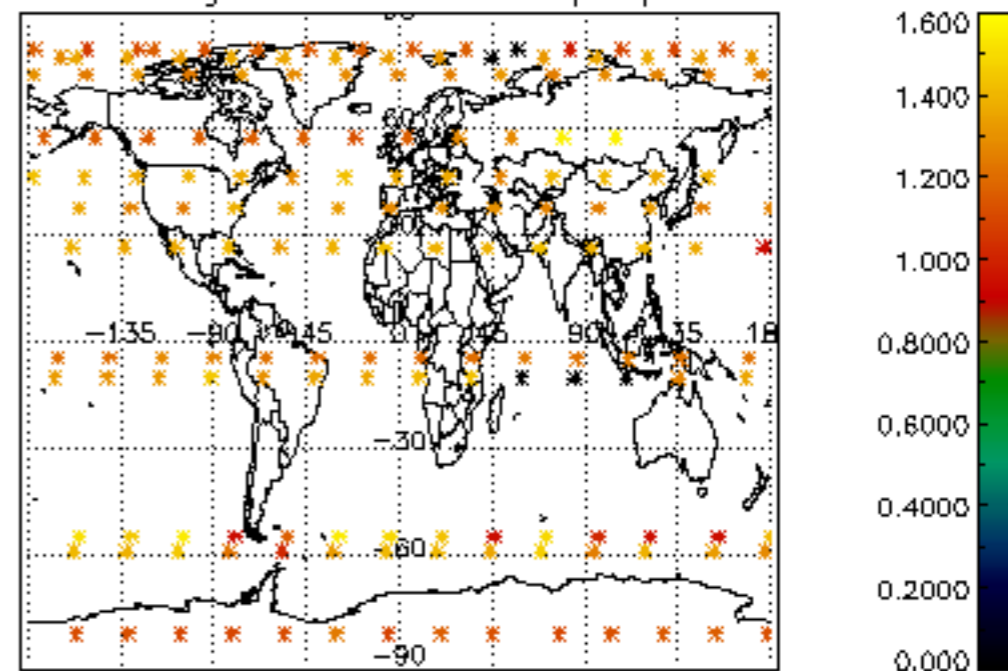
Percentage of saturation errors per profile



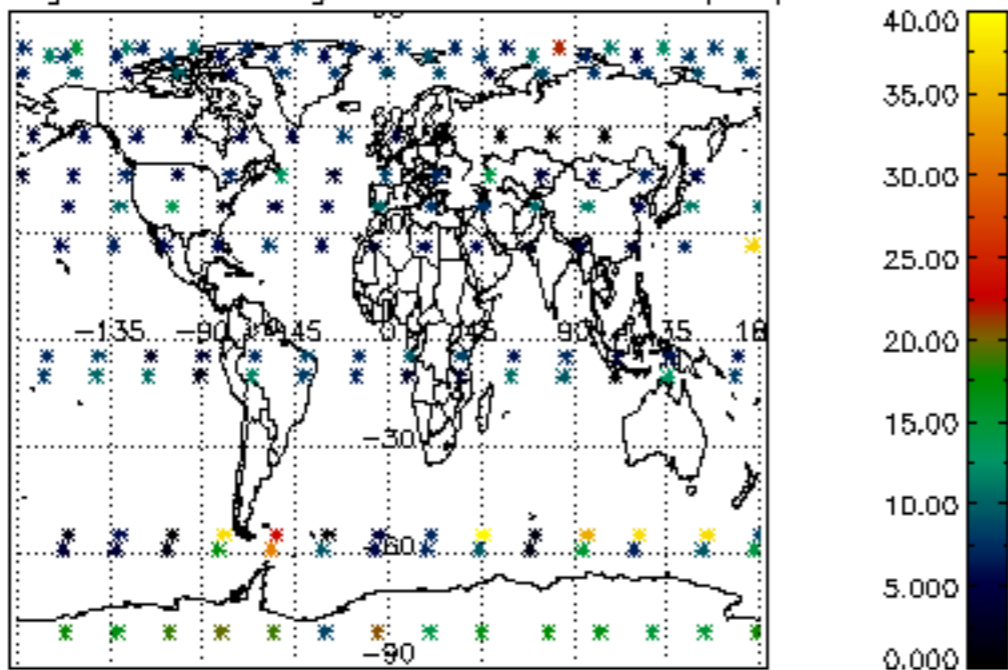
Percentage of cosmic ray hits per profile



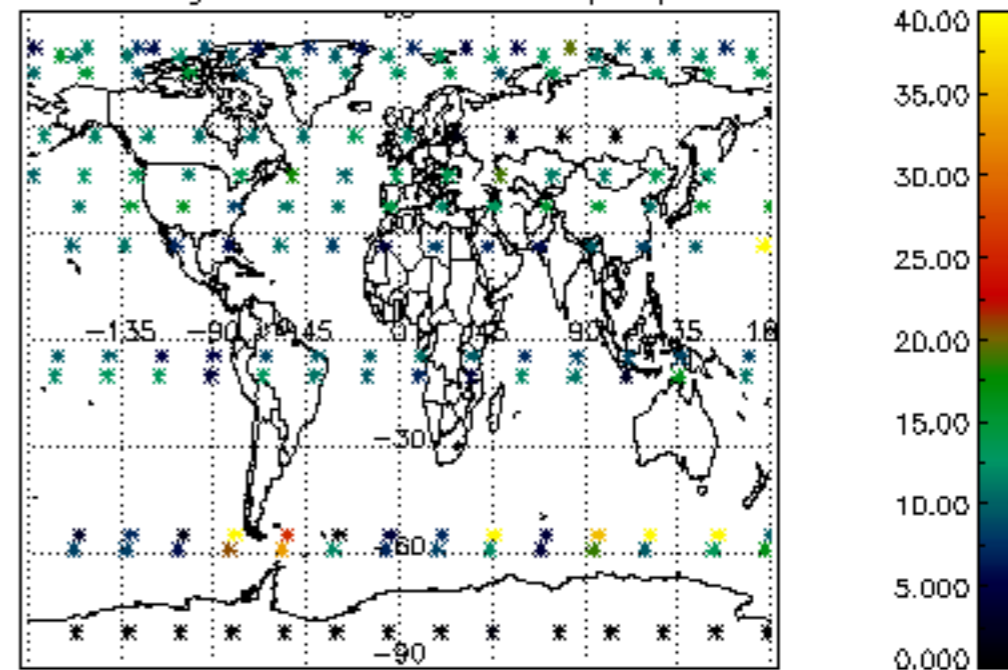
Percentage of datation errors per profile

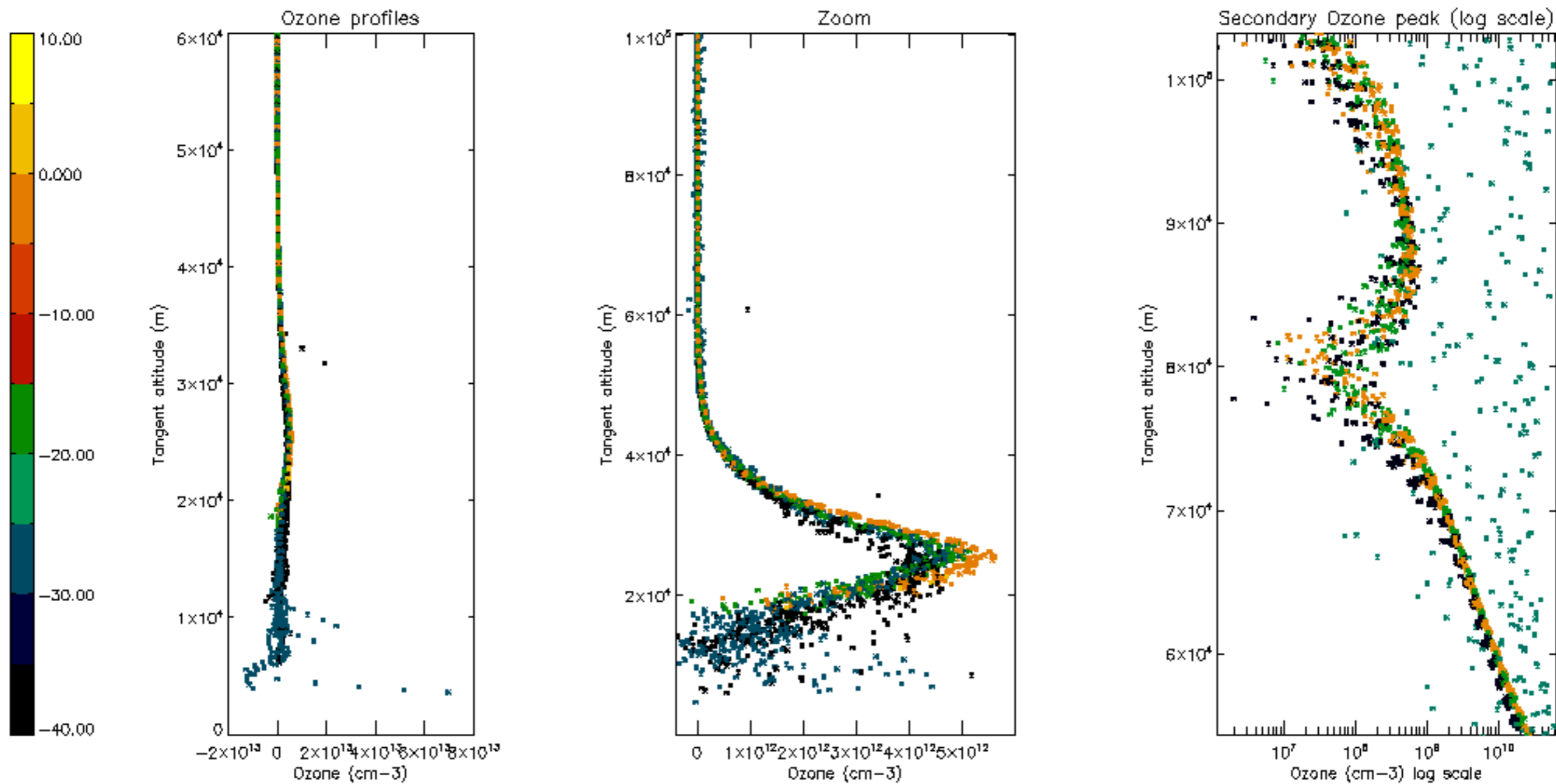


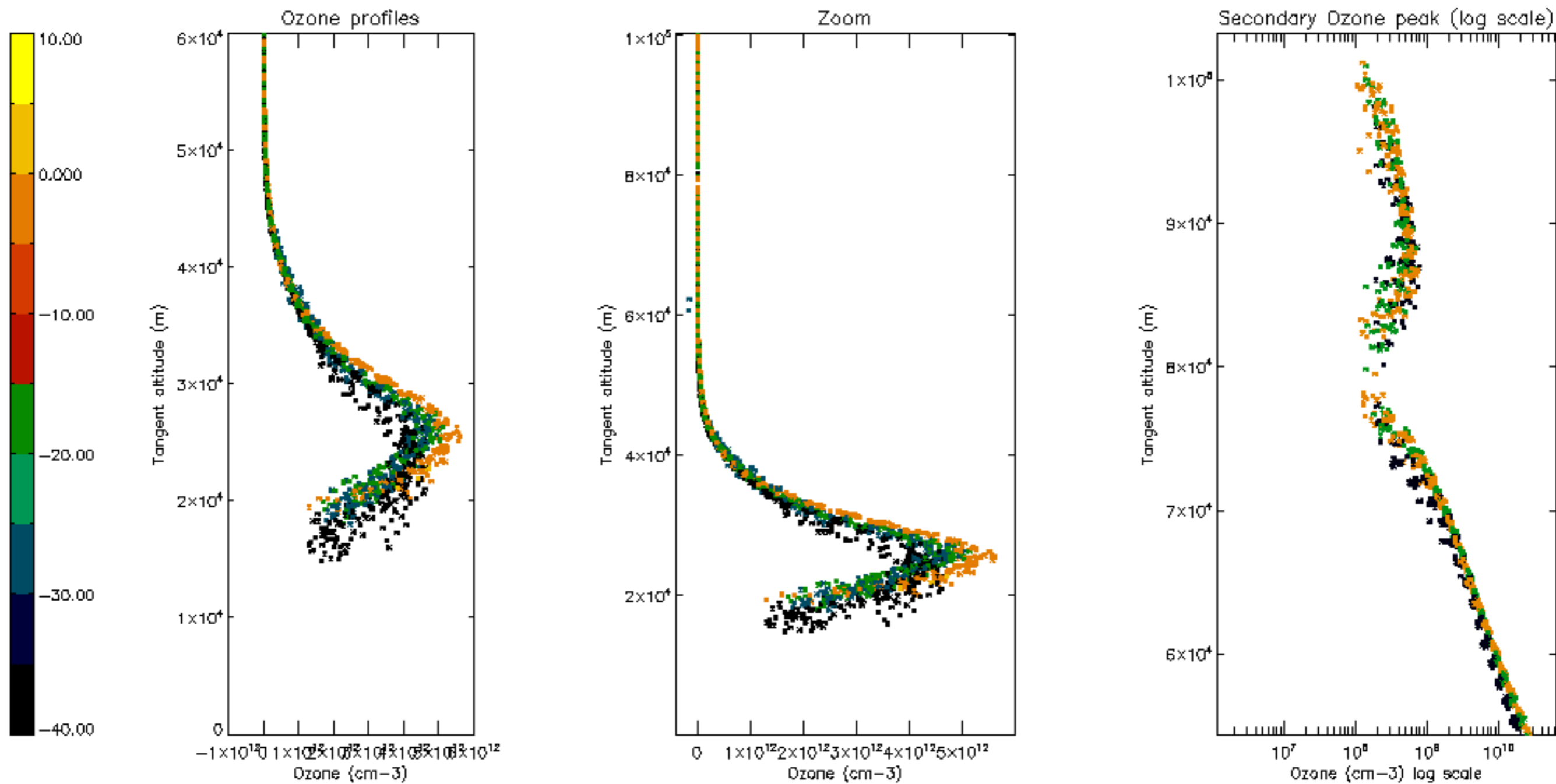
Percentage of star falling outside central band per profile

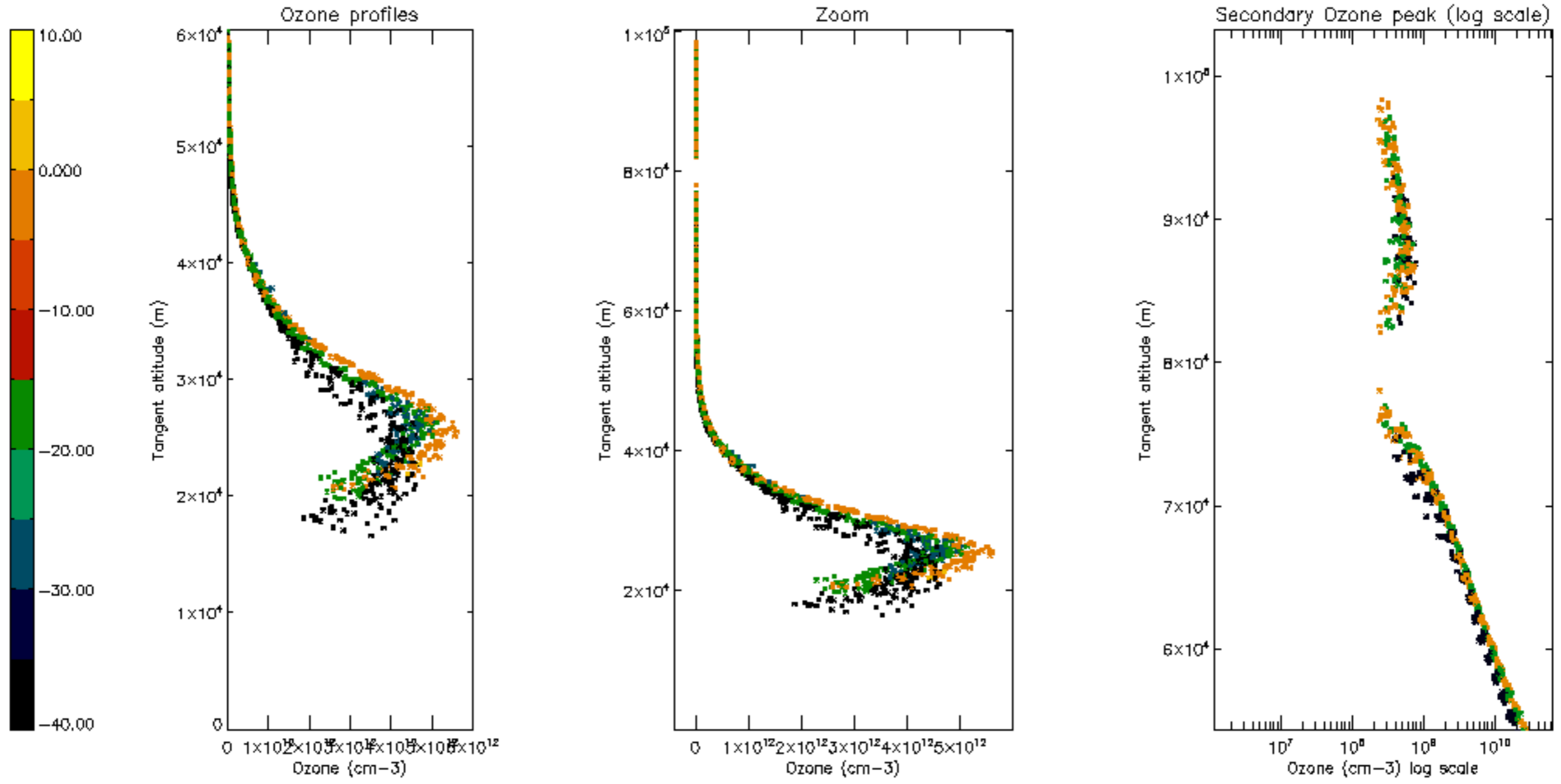


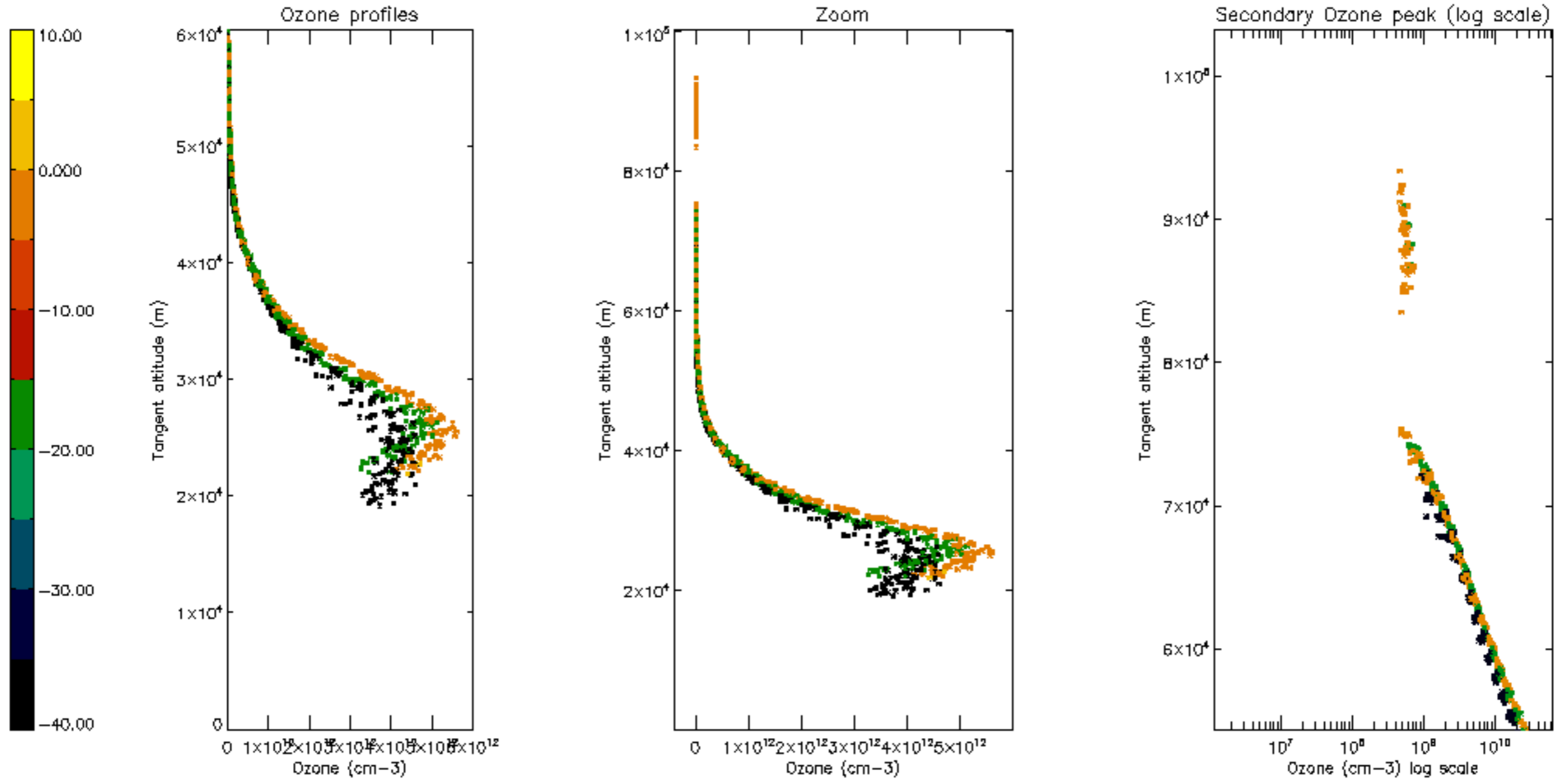
Percentage of saturation errors per profile

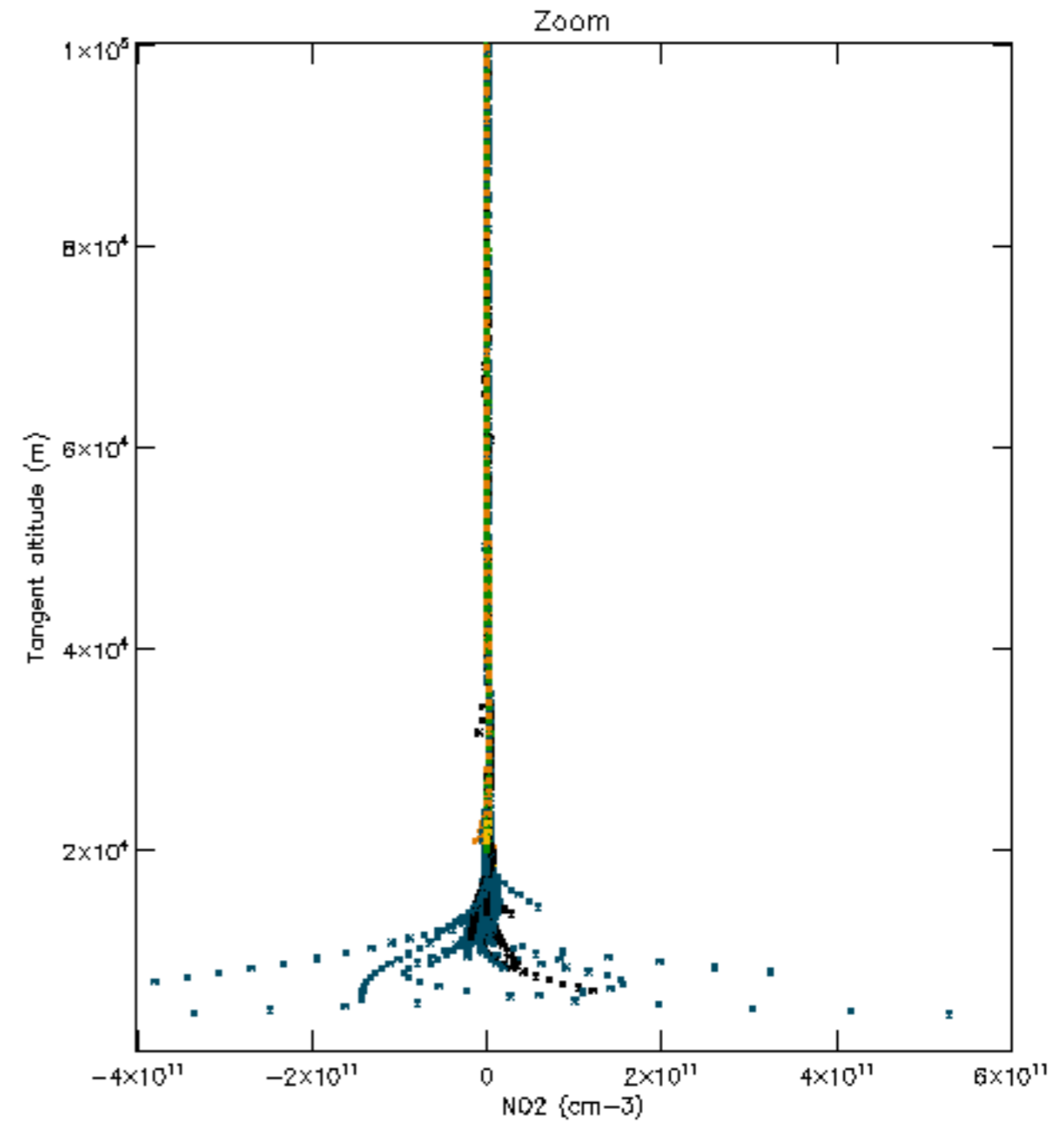
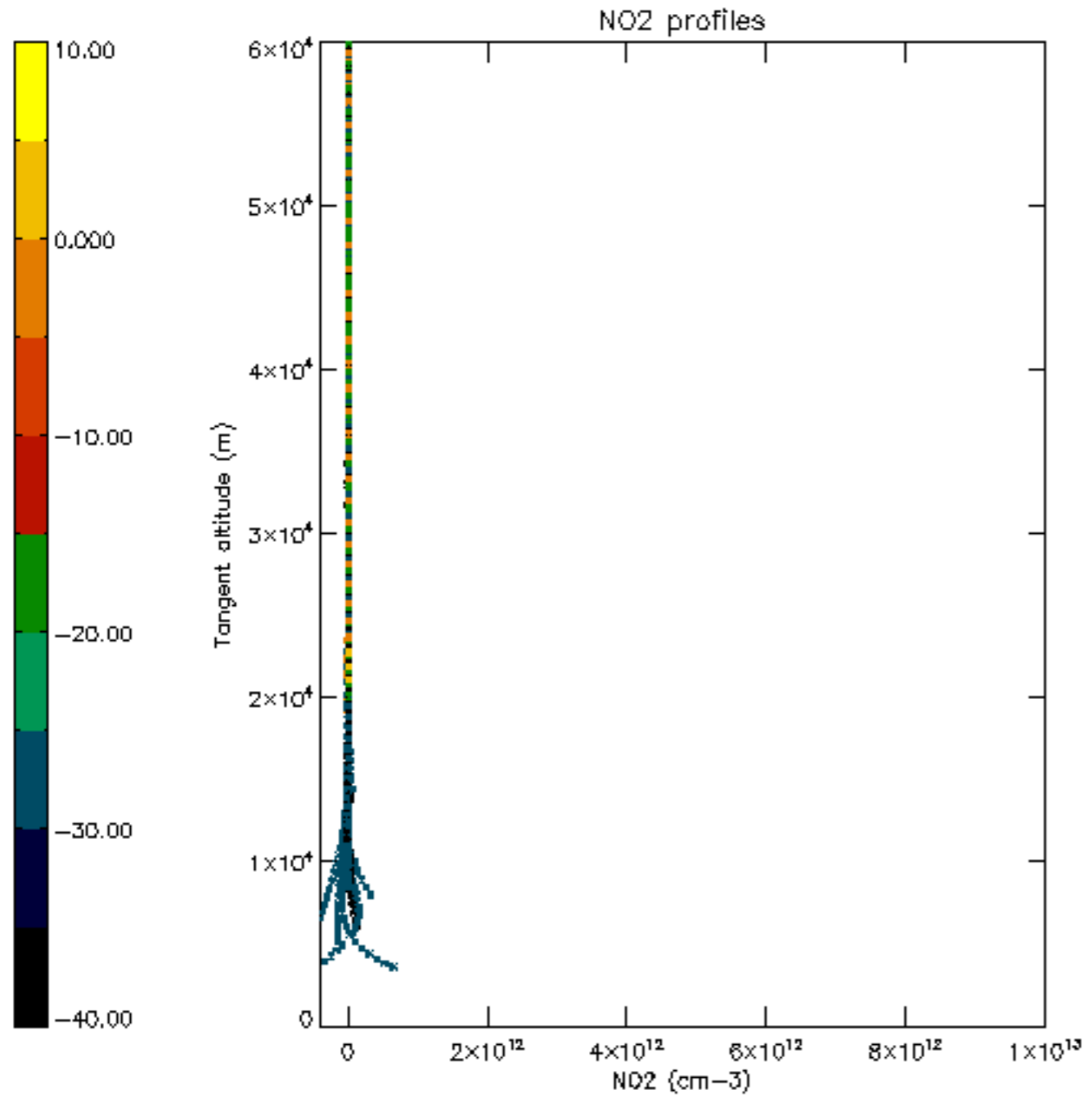


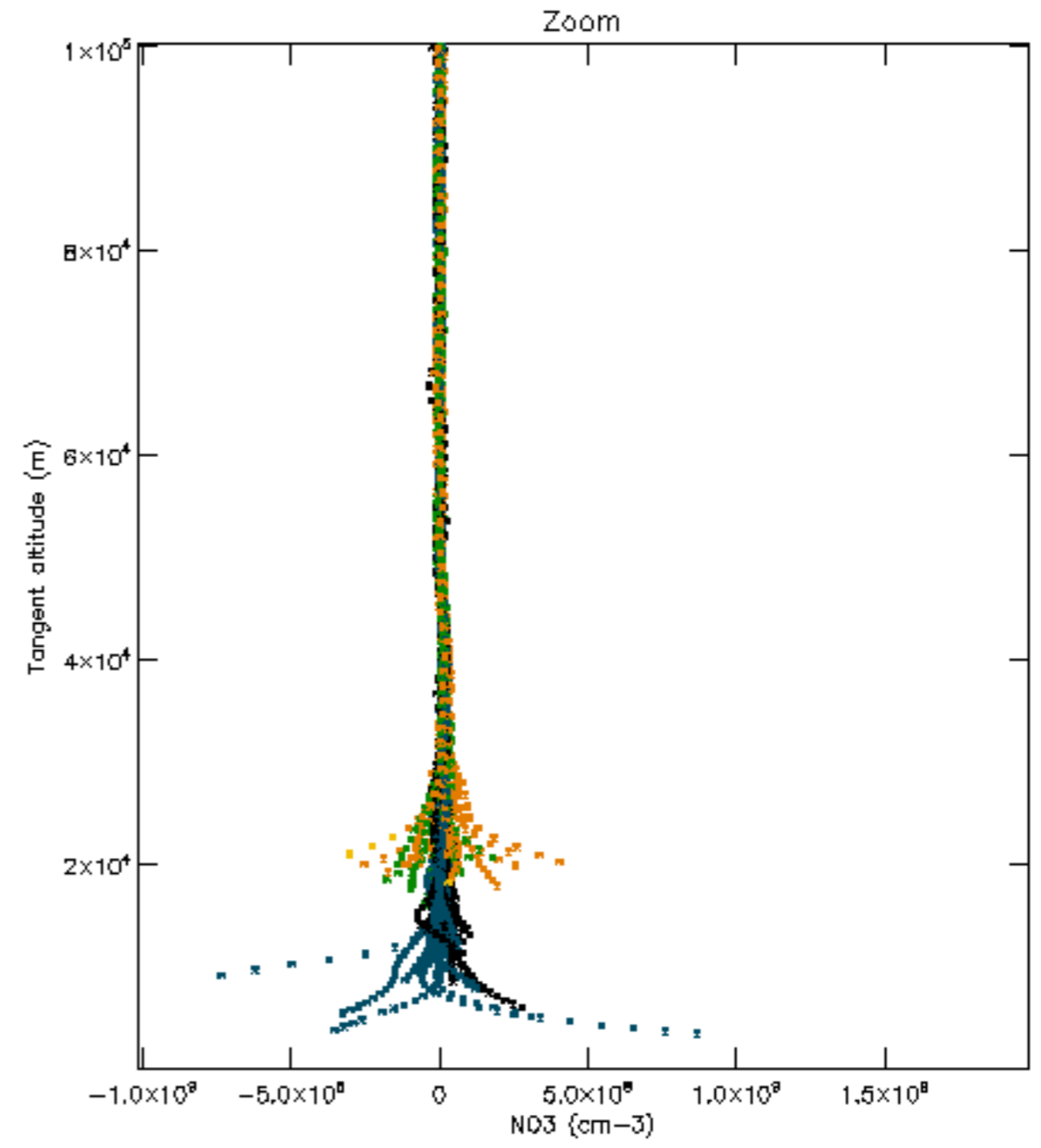
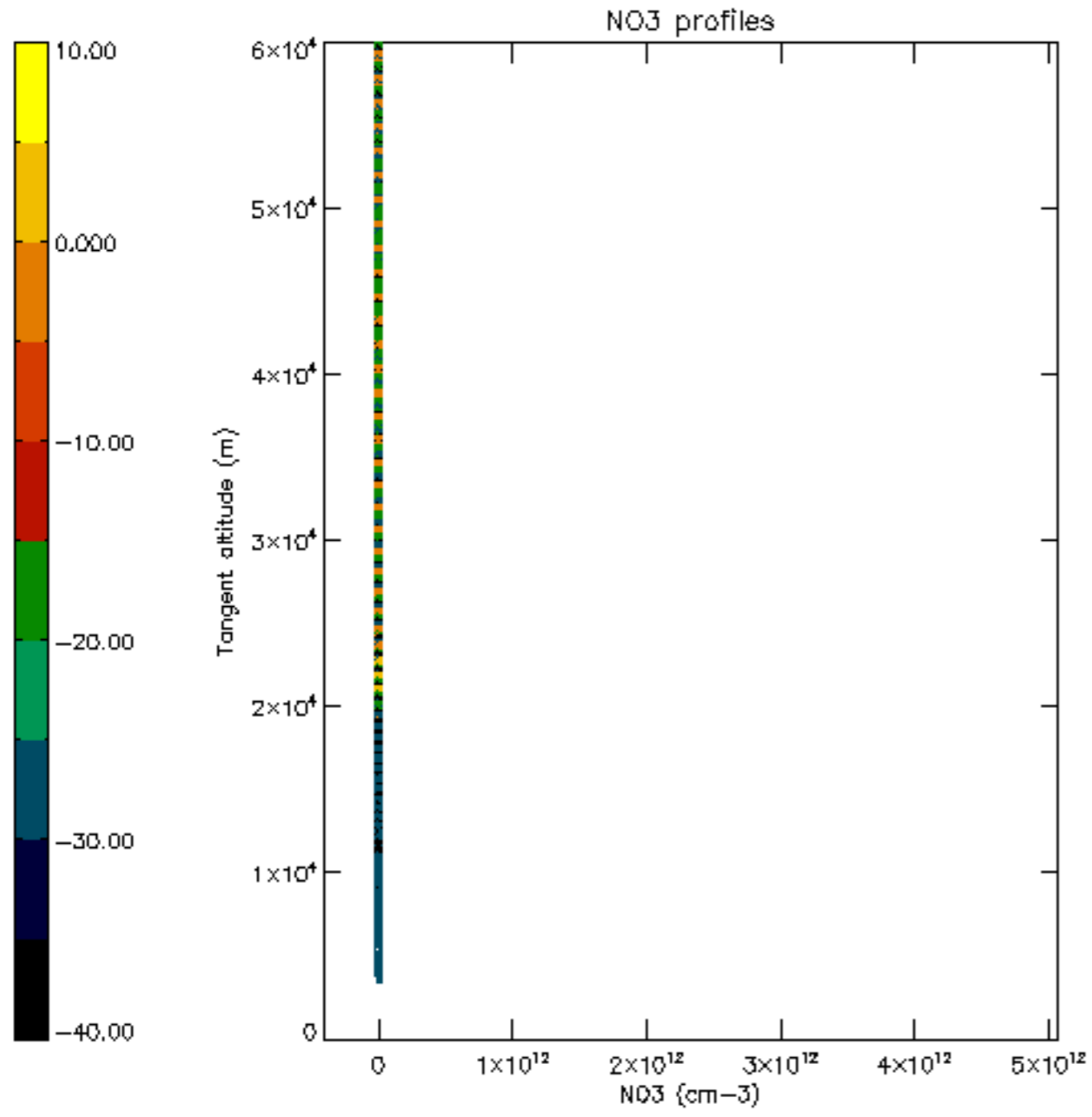


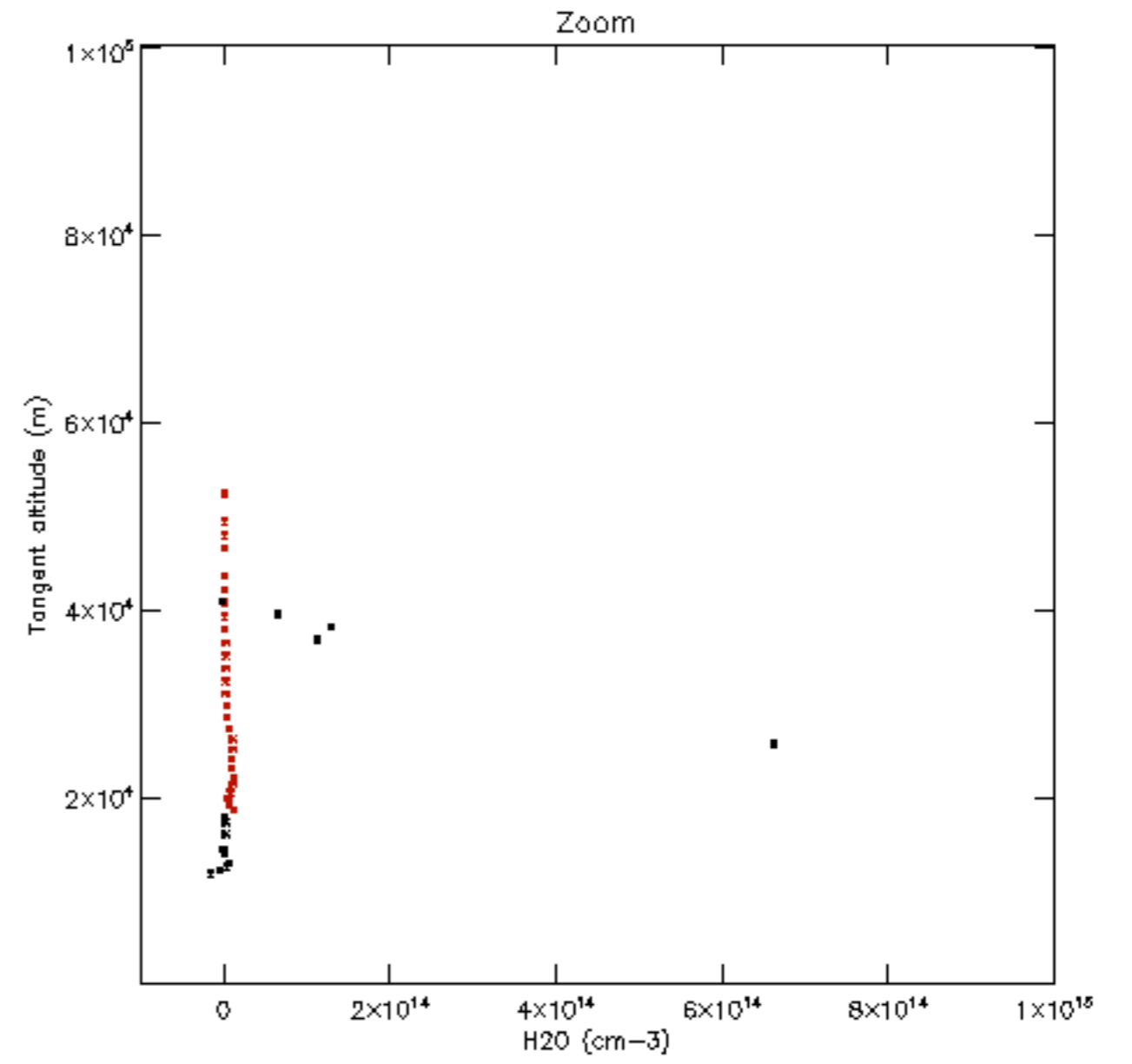
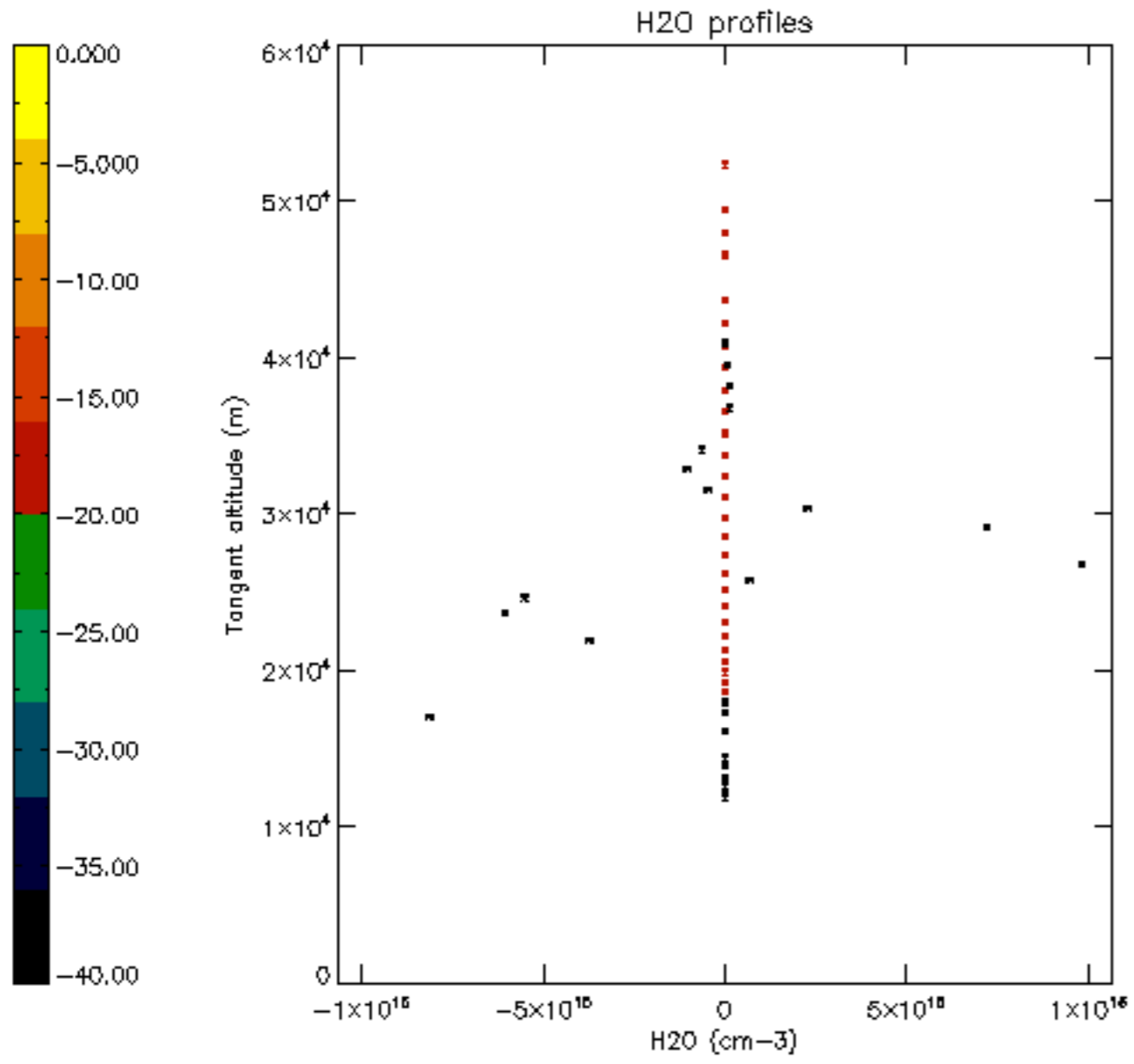


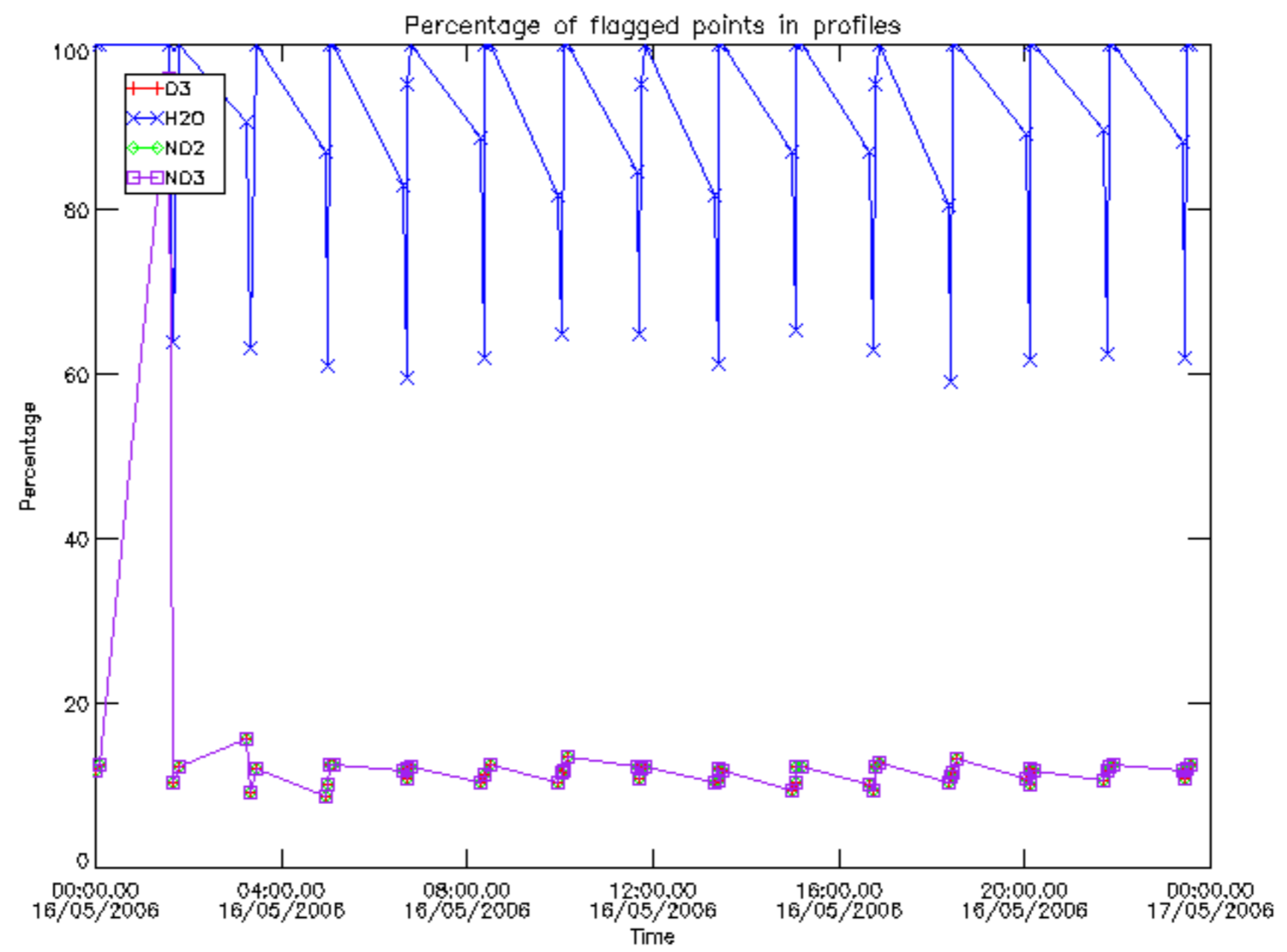




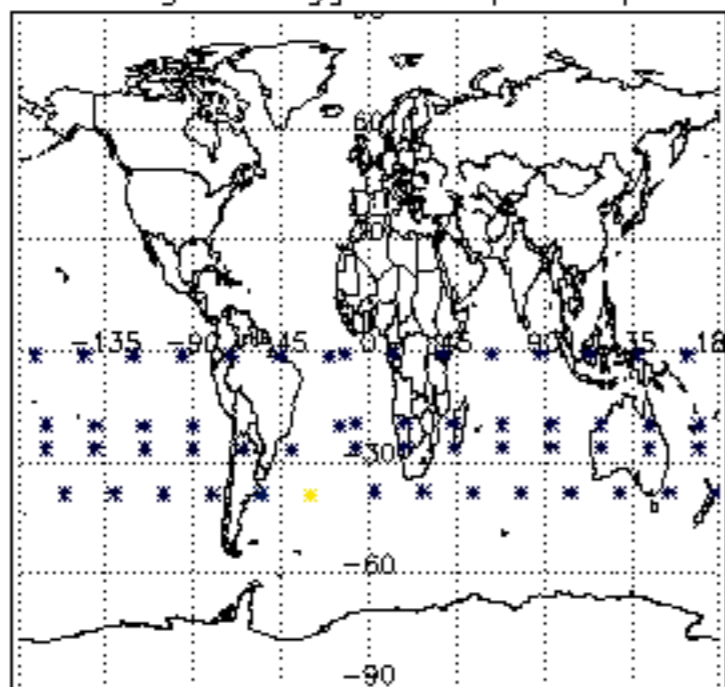




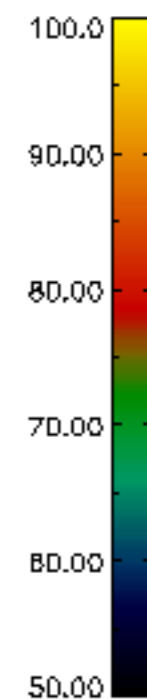
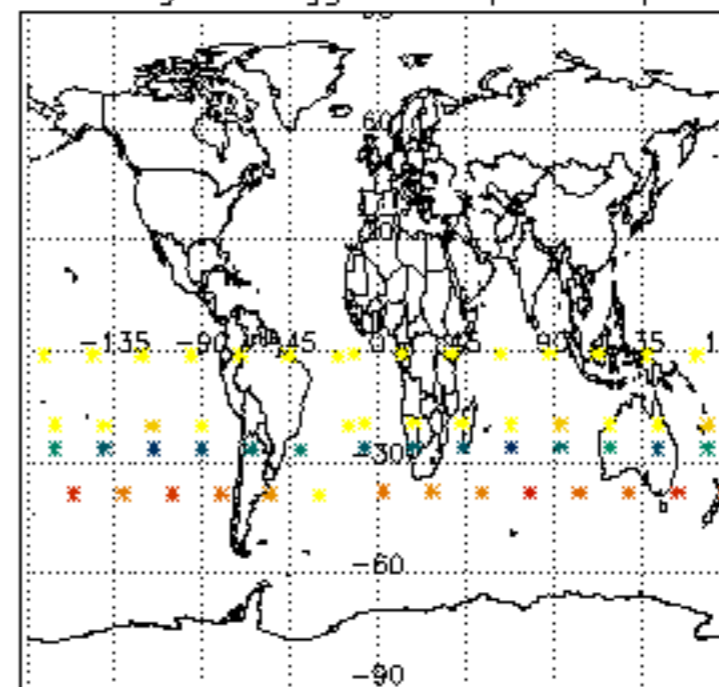




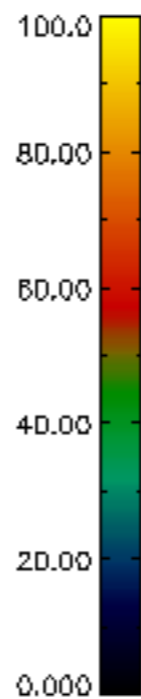
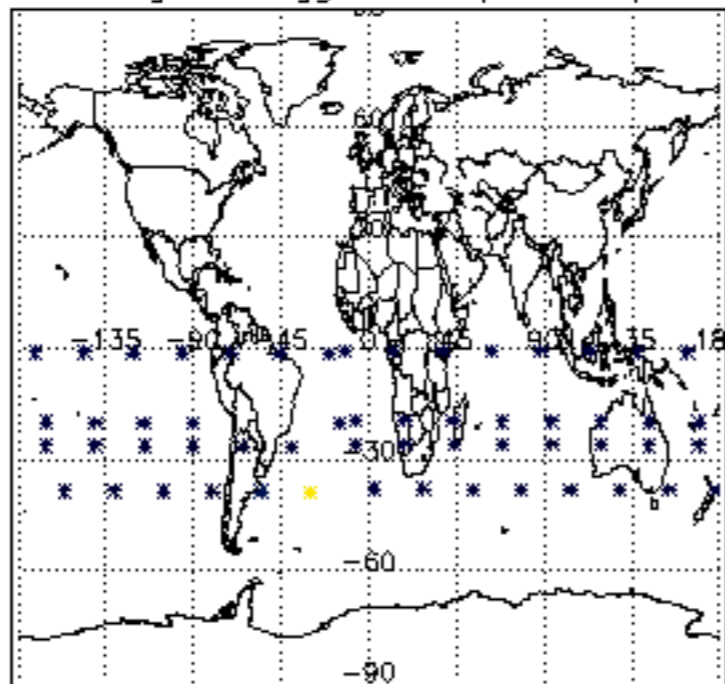
Percentage of flagged data per D3 profile



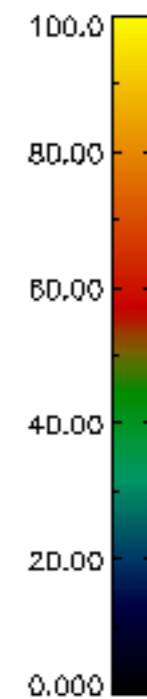
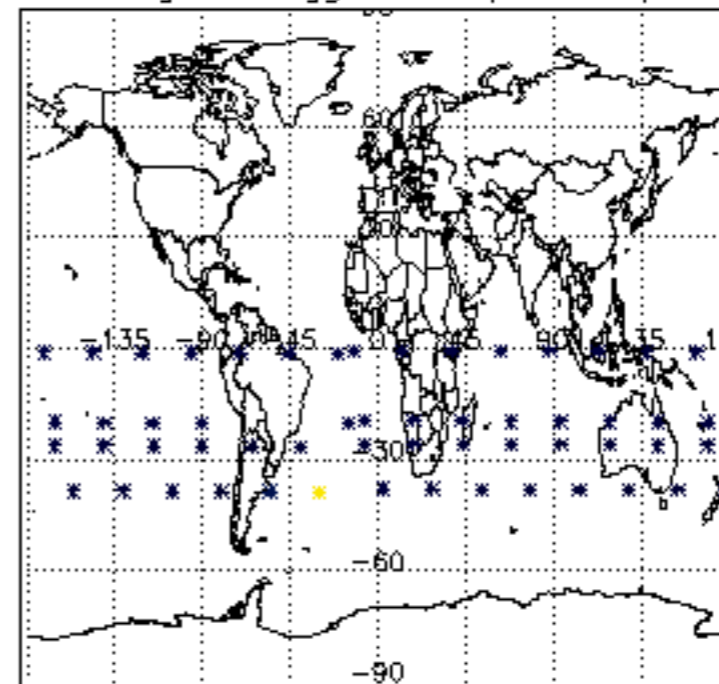
Percentage of flagged data per H2O profile

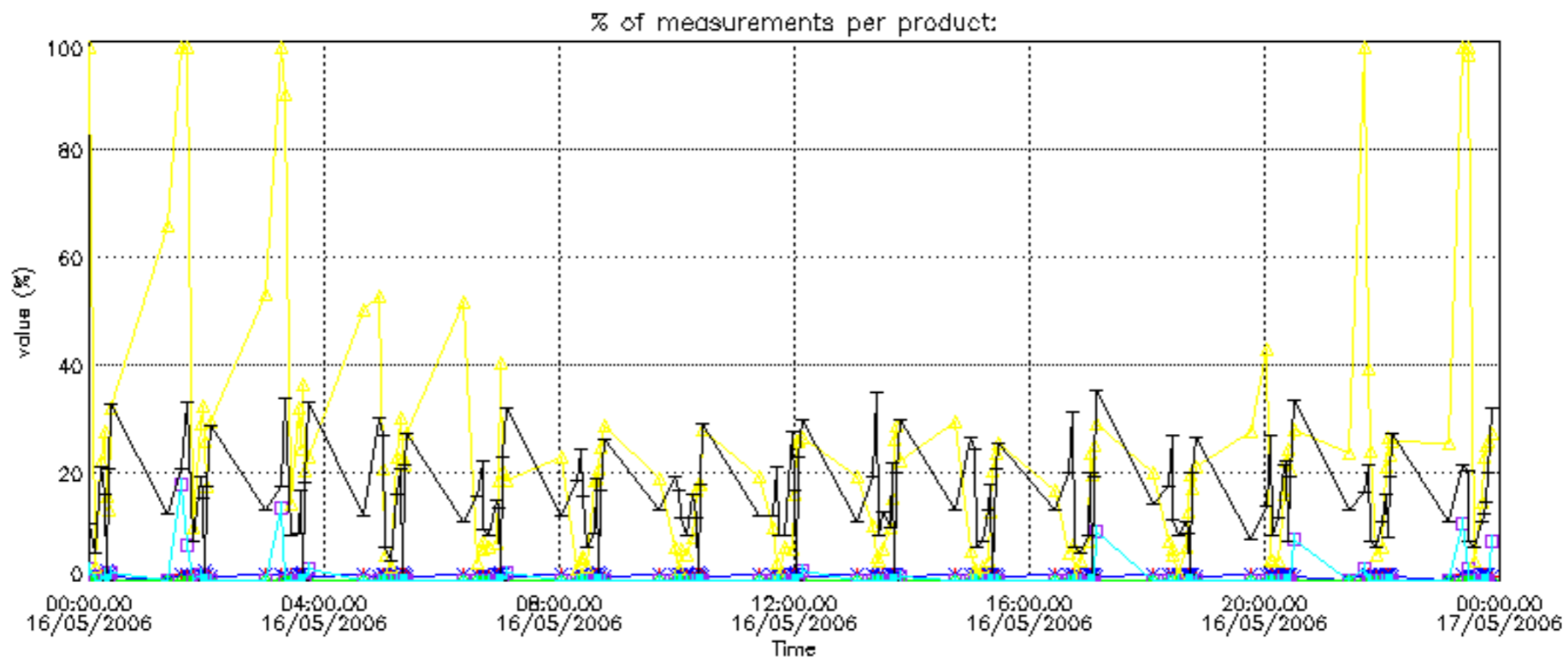


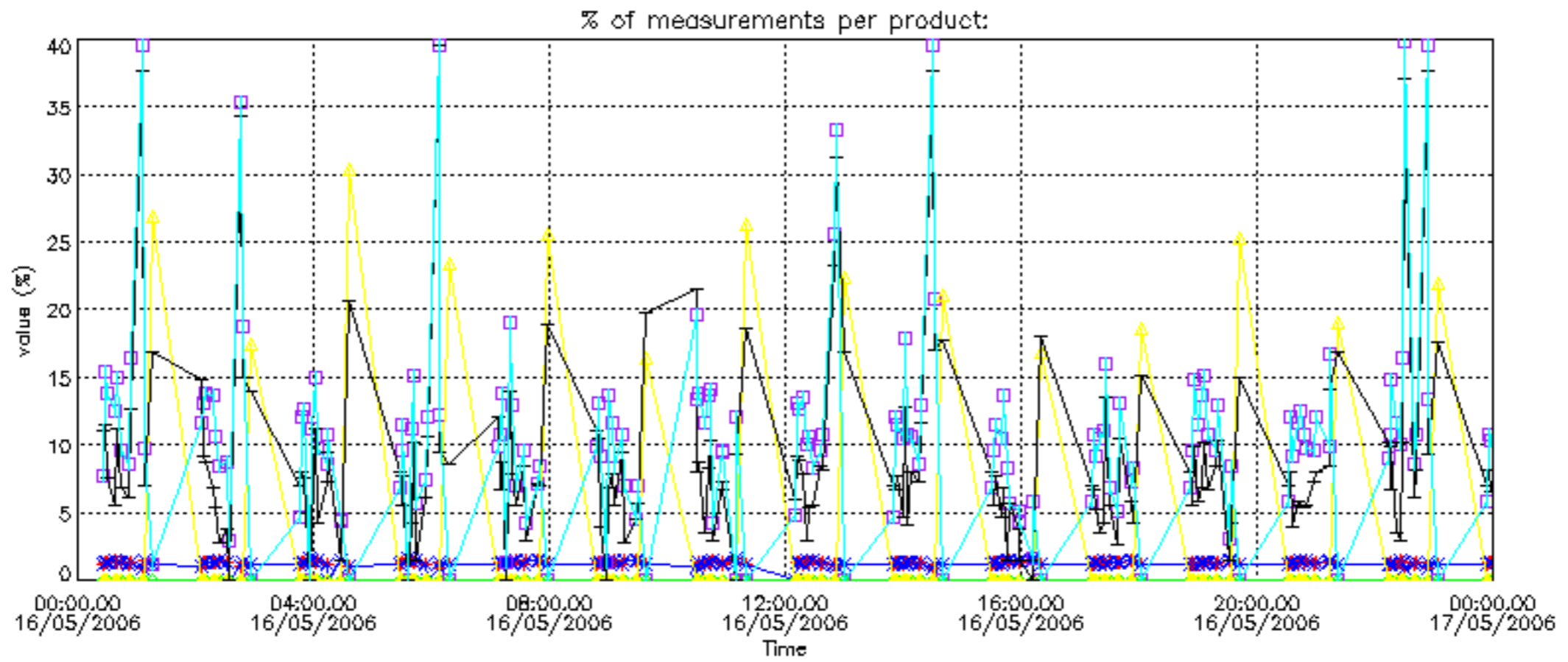
Percentage of flagged data per NO2 profile



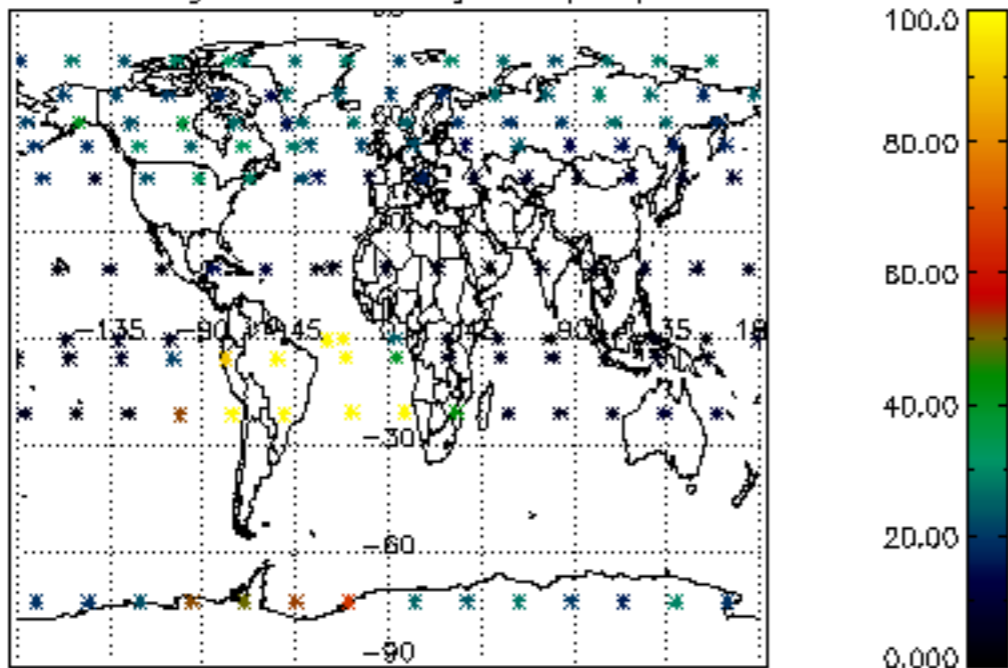
Percentage of flagged data per NO3 profile



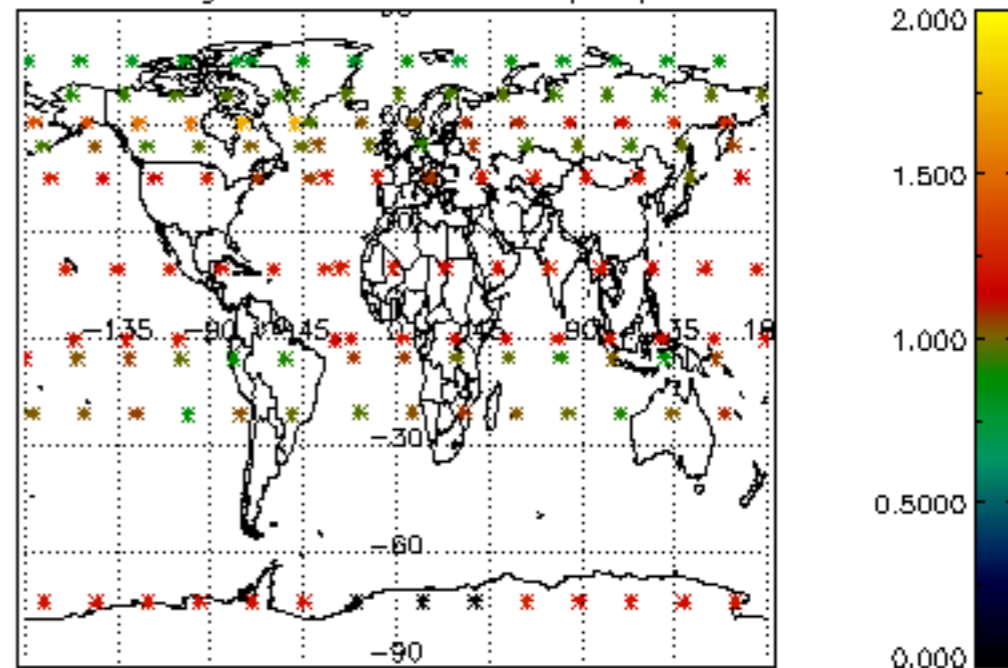




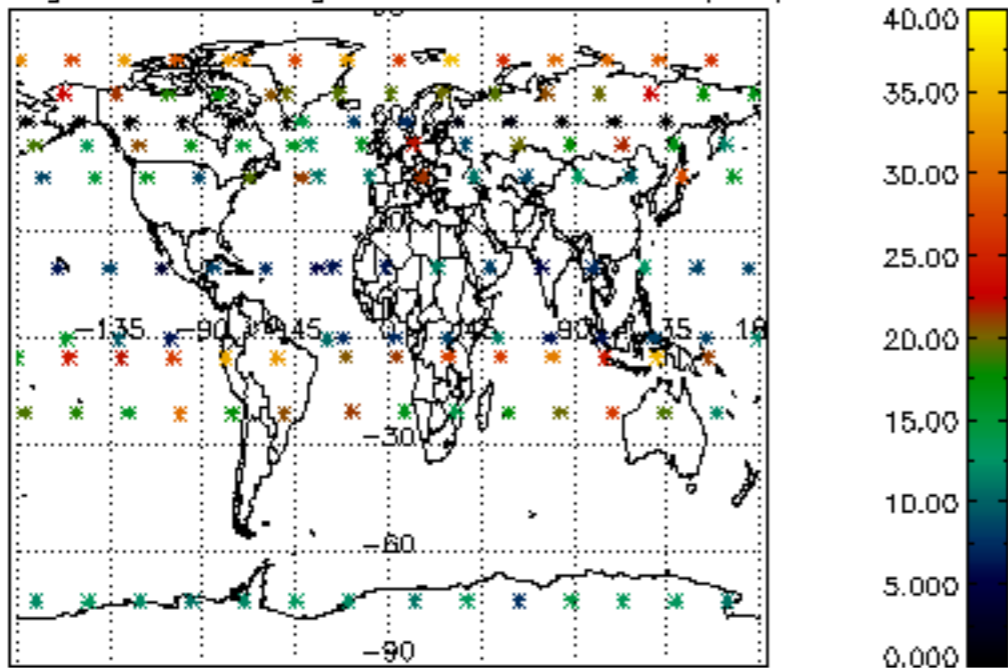
Percentage of cosmic ray hits per profile



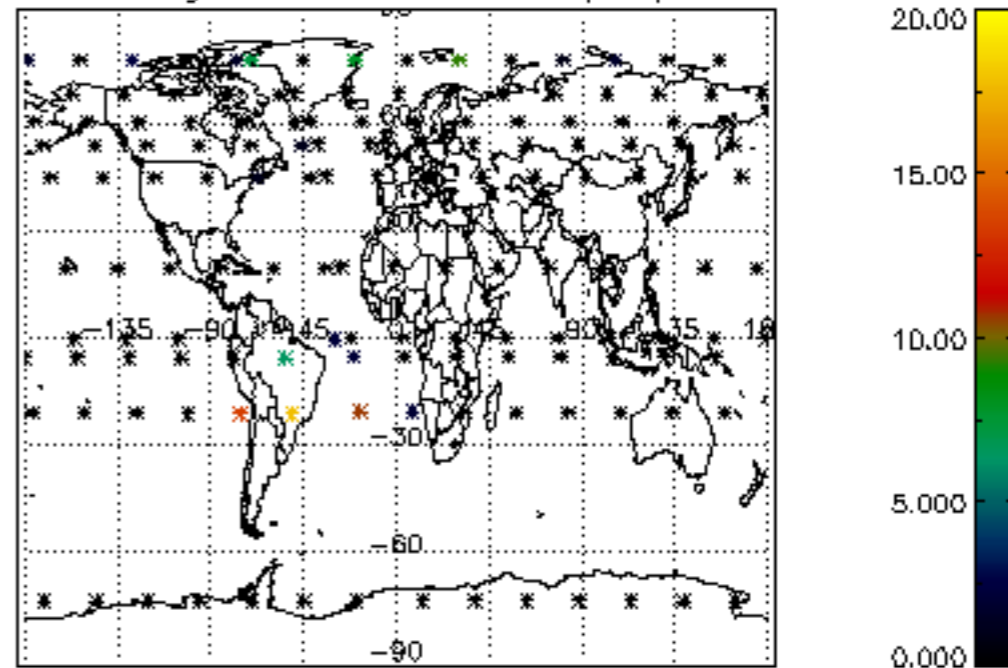
Percentage of datation errors per profile



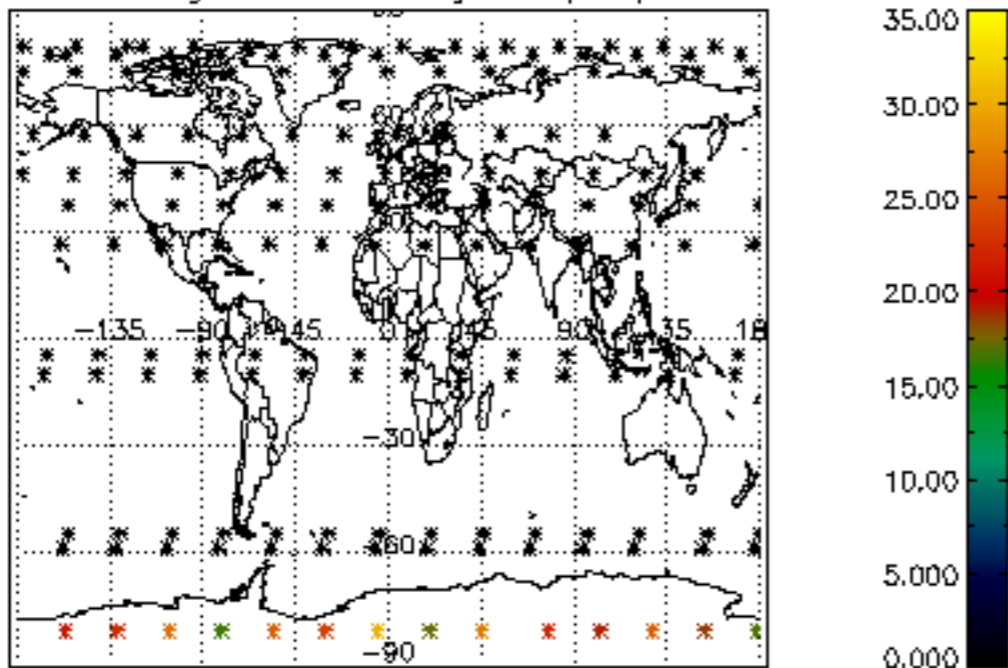
Percentage of star falling outside central band per profile



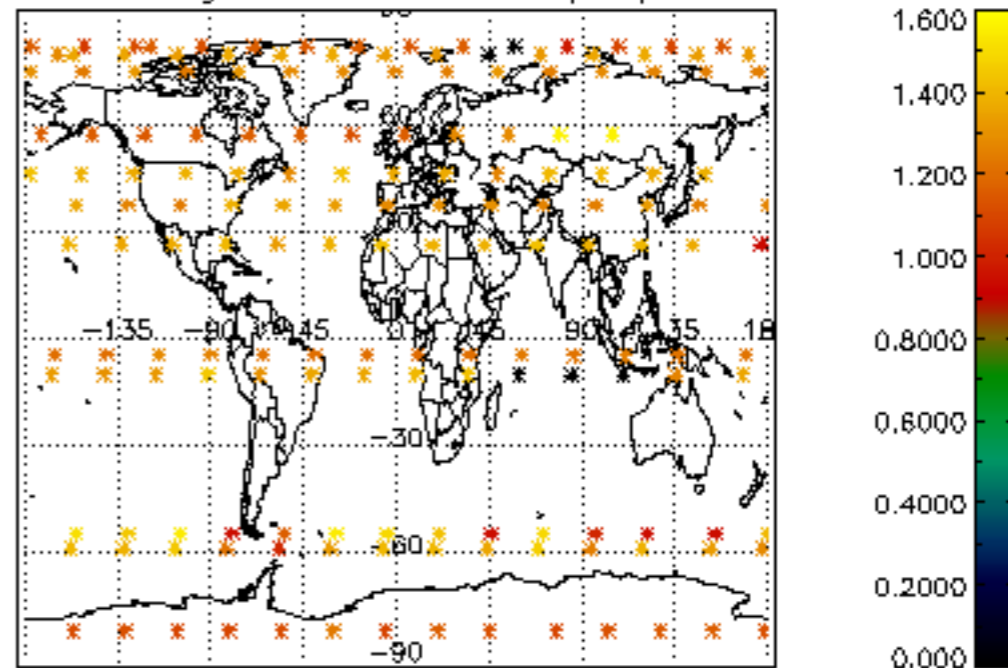
Percentage of saturation errors per profile



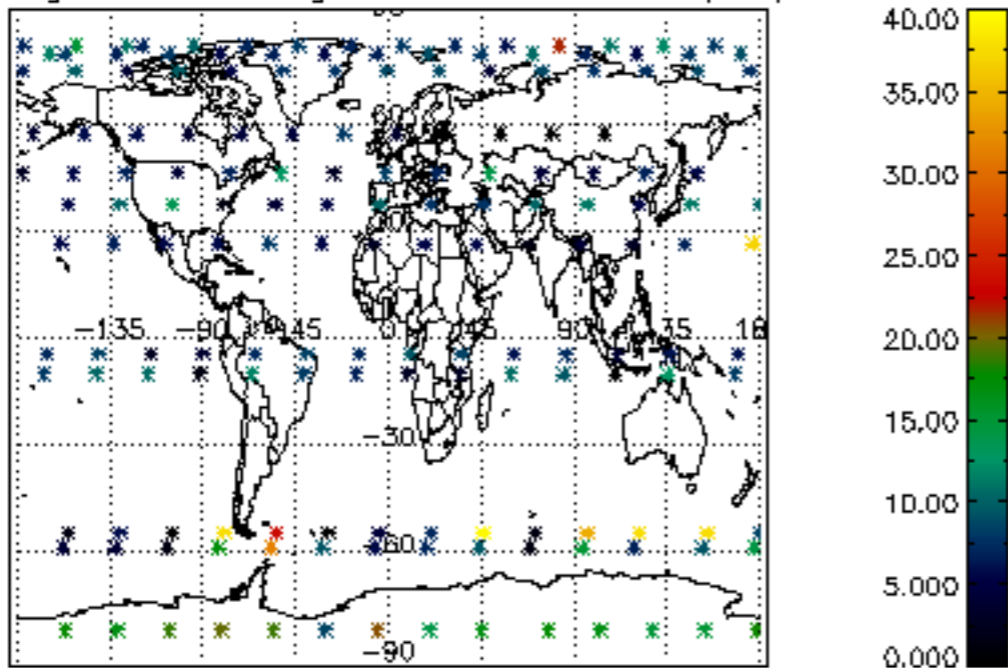
Percentage of cosmic ray hits per profile



Percentage of datation errors per profile



Percentage of star falling outside central band per profile



Percentage of saturation errors per profile

