

GOMOS Level 2 Daily Report

SUMMARY

[1. General Info](#)

[2. Summary of processed GOM_NL_2P products](#)

[3. Level 2 Quality information per product](#)

[3.1 Plot of level 2 quality information per product \(time dependant\)](#)

[3.2 Plot of level 2 quality information per product \(world map\)](#)

[4. Level 1 Quality information per product \(stored on level 2 products\)](#)

[4.1 Plot of level 1 quality information per product \(time dependant\)](#)

[4.1.1 Plot of level 1 quality information per product \(time dependant\): ASCENDING](#)

[4.1.2 Plot of level 1 quality information per product \(time dependant\): DESCENDING](#)

[4.2 Plot of level 1 quality information per product \(world map\)](#)

[4.2.1 Plot of level 1 quality information per product \(world map\): ASCENDING](#)

[4.2.2 Plot of level 1 quality information per product \(world map\): DESCENDING](#)

[5. Ozone profiles based on quality statistics and other trace gas profiles](#)

[5.1 Ozone statistics based on quality of products](#)

[5.2 Plot ozone profiles for all STD \(dark without errors\)](#)

[5.3 Plot ozone profiles where STD < 20% \(dark without errors\)](#)

[5.4. Plot ozone profiles where STD < 10% \(dark without errors\)](#)

[5.5. Plot ozone profiles where STD < 5% \(dark without errors\)](#)

[5.6 Plot NO2 profiles for all STD \(dark without errors\)](#)

[5.7 Plot NO3 profiles for all STD \(dark without errors\)](#)

[5.8 Plot H2O profiles \(only for occultations of stars 1,2,3,4,13,14,16,26,63 dark without errors\) for all STD](#)

[6. Auxiliary Data Files used for the production reported in section 2](#)

This report presents the daily analysis on parameters extracted from GOMOS level 2 data (GOM_NL__2P). It is intended to monitor some important parameters that will impact the quality of these products. A list of level 2 products (and content) that have arrived during the reporting day to the PCF is also given.

Item	Value
Time of report generation	23APR2013 21:05:26
Data source version	GOMOS/6.01
Start time of products	15-05-2006 (15MAY2006 00:00:00)
Stop time of products	16-05-2006 (16MAY2006 00:00:00)
Store outputs in DB	Yes
Nb of level 2 prods	245
Nb of prods with errors	0

2. Summary of processed GOM_NL__2P products.

Nr	Filename	UTC Start time	Limb	Duration	Star Id	Star Name	Star Mag	Star Temp	Nb Meas	Orbit	Prod. error
1	GOM_NL__2PRFIN20060515_035824_000000422047_00391_21988_0116.N1	15-MAY-2006 03:58:24	Dark	41.500	45	Alp Pav	1.9400	26000.	83	21988	No
2	GOM_NL__2PRFIN20060515_040538_000000442047_00391_21988_9982.N1	15-MAY-2006 04:05:38	Straylight	43.500	141	Bet Ara	2.8400	4600.0	87	21988	No
3	GOM_NL__2PRFIN20060515_040810_000000522047_00391_21988_9983.N1	15-MAY-2006 04:08:10	Straylight	51.500	40	The Sco	1.8590	7100.0	103	21988	No
4	GOM_NL__2PRFIN20060515_041005_000000352047_00391_21988_9984.N1	15-MAY-2006 04:10:05	Straylight	35.000	115	34Ups Sco	2.6960	26000.	70	21988	No
5	GOM_NL__2PRFIN20060515_041225_000000542047_00391_21988_9985.N1	15-MAY-2006 04:12:25	Twilight	53.500	75	26Eps Sco	2.2910	4250.0	107	21988	No
6	GOM_NL__2PRFIN20060515_041533_000000642047_00391_21988_9986.N1	15-MAY-2006 04:15:33	Twilight	63.500	16	21Alp Sco	1.0200	3000.0	127	21988	No
7	GOM_NL__2PRFIN20060515_041812_000000452047_00391_21988_9987.N1	15-MAY-2006 04:18:12	Bright	45.000	97	8Bet1Sco	2.5610	30000.	90	21988	No
8	GOM_NL__2PRFIN20060515_042001_000000392047_00391_21988_9988.N1	15-MAY-2006 04:20:01	Bright	38.500	122	9Alp2Lib	2.7470	9700.0	77	21988	No
9	GOM_NL__2PRFIN20060515_042154_000000402047_00391_21988_9989.N1	15-MAY-2006 04:21:54	Bright	40.000	104	27Bet Lib	2.6140	13100.	80	21988	No
10	GOM_NL__2PRFIN20060515_043022_000000352047_00391_21988_9990.N1	15-MAY-2006 04:30:22	Bright	35.000	3	16Alp Boo	-0.050000	4250.0	70	21988	No
11	GOM_NL__2PRFIN20060515_043253_000000412047_00391_21988_9991.N1	15-MAY-2006 04:32:53	Bright	41.000	83		2.3780	11000.	82	21988	No
12	GOM_NL__2PRFIN20060515_043600_000000382047_00391_21988_9992.N1	15-MAY-2006 04:36:00	Bright	38.000	180	27Gam Boo	3.0400	8000.0	76	21988	No
13	GOM_NL__2PRFIN20060515_044446_000000402047_00391_21988_9993.N1	15-MAY-2006 04:44:46	Bright	39.500	119	14Eta Dra	2.7270	4700.0	79	21988	No
14	GOM_NL__2PRFIN20060515_045543_000000282047_00391_21988_9994.N1	15-MAY-2006 04:55:43	Twilight	28.000	89	5Alp Cep	2.4510	8000.0	56	21988	No
15	GOM_NL__2PRFIN20060515_045910_000000362047_00391_21988_9995.N1	15-MAY-2006 04:59:10	Bright	36.000	74	11Bet Cas	2.2680	6600.0	72	21988	No
16	GOM_NL__2PRFIN20060515_050819_000000412047_00391_21988_9996.N1	15-MAY-2006 05:08:19	Bright	41.000	58	21Alp And	2.0730	11000.	82	21988	No
17	GOM_NL__2PRFIN20060515_051227_000000402047_00391_21988_9997.N1	15-MAY-2006 05:12:27	Twilight	39.500	140	88Gam Peg	2.8340	26000.	79	21988	No
18	GOM_NL__2PRFIN20060515_052736_000000532047_00391_21988_9998.N1	15-MAY-2006 05:27:36	Dark	53.000	18	24Alp PsA	1.1660	9700.0	106	21988	No
19	GOM_NL__2PRFIN20060515_053159_000000482047_00391_21988_9999.N1	15-MAY-2006 05:31:59	Dark	48.000	63	Bet Gru	2.1500	2800.0	96	21988	No
20	GOM_NL__2PRFIN20060515_053326_000000472047_00391_21988_0000.N1	15-MAY-2006 05:33:26	Dark	46.500	31	Alp Gru	1.7340	15200.	93	21988	No
21	GOM_NL__2PRFIN20060515_053901_000000422047_00392_21989_9982.N1	15-MAY-2006 05:39:01	Dark	41.500	45	Alp Pav	1.9400	26000.	83	21989	No
22	GOM_NL__2PRFIN20060515_054615_000000452047_00392_21989_9983.N1	15-MAY-2006 05:46:15	Straylight	45.000	141	Bet Ara	2.8400	4600.0	90	21989	No
23	GOM_NL__2PRFIN20060515_054846_000000522047_00392_21989_9984.N1	15-MAY-2006 05:48:46	Straylight	51.500	40	The Sco	1.8590	7100.0	103	21989	No
24	GOM_NL__2PRFIN20060515_055041_000000352047_00392_21989_9985.N1	15-MAY-2006 05:50:41	Straylight	35.000	115	34Ups Sco	2.6960	26000.	70	21989	No
25	GOM_NL__2PRFIN20060515_055301_000000532047_00392_21989_9986.N1	15-MAY-2006 05:53:01	Twilight	52.500	75	26Eps Sco	2.2910	4250.0	105	21989	No
26	GOM_NL__2PRFIN20060515_055609_000000582047_00392_21989_9987.N1	15-MAY-2006 05:56:09	Twilight	58.000	16	21Alp Sco	1.0200	3000.0	116	21989	No
27	GOM_NL__2PRFIN20060515_055848_000000452047_00392_21989_9988.N1	15-MAY-2006 05:58:48	Bright	44.500	97	8Bet1Sco	2.5610	30000.	89	21989	No
28	GOM_NL__2PRFIN20060515_060037_000000372047_00392_21989_9989.N1	15-MAY-2006 06:00:37	Bright	37.000	122	9Alp2Lib	2.7470	9700.0	74	21989	No
29	GOM_NL__2PRFIN20060515_060230_000000402047_00392_21989_9990.N1	15-MAY-2006 06:02:30	Bright	39.500	104	27Bet Lib	2.6140	13100.	79	21989	No
30	GOM_NL__2PRFIN20060515_061058_000000362047_00392_21989_9991.N1	15-MAY-2006 06:10:58	Bright	36.000	3	16Alp Boo	-0.050000	4250.0	72	21989	No
31	GOM_NL__2PRFIN20060515_061328_000000412047_00392_21989_9992.N1	15-MAY-2006 06:13:28	Bright	40.500	83		2.3780	11000.	81	21989	No
32	GOM_NL__2PRFIN20060515_061636_000000382047_00392_21989_9993.N1	15-MAY-2006 06:16:36	Bright	37.500	180	27Gam Boo	3.0400	8000.0	75	21989	No
33	GOM_NL__2PRFIN20060515_062522_000000402047_00392_21989_9994.N1	15-MAY-2006 06:25:22	Bright	40.000	119	14Eta Dra	2.7270	4700.0	80	21989	No
34	GOM_NL__2PRFIN20060515_063618_000000282047_00392_21989_9995.N1	15-MAY-2006 06:36:18	Twilight	28.000	89	5Alp Cep	2.4510	8000.0	56	21989	No
35	GOM_NL__2PRFIN20060515_063946_000000362047_00392_21989_9996.N1	15-MAY-2006 06:39:46	Bright	36.000	74	11Bet Cas	2.2680	6600.0	72	21989	No
36	GOM_NL__2PRFIN20060515_064856_000000432047_00392_21989_9997.N1	15-MAY-2006 06:48:56	Bright	42.500	58	21Alp And	2.0730	11000.	85	21989	No
37	GOM_NL__2PRFIN20060515_065303_000000442047_00392_21989_9998.N1	15-MAY-2006 06:53:03	Twilight	43.500	140	88Gam Peg	2.8340	26000.	87	21989	No
38	GOM_NL__2PRFIN20060515_070813_000000452047_00392_21989_9999.N1	15-MAY-2006 07:08:13	Dark	45.000	18	24Alp PsA	1.1660	9700.0	90	21989	No
39	GOM_NL__2PRFIN20060515_071236_000000472047_00392_21989_0000.N1	15-MAY-2006 07:12:36	Dark	47.000	63	Bet Gru	2.1500	2800.0	94	21989	No
40	GOM_NL__2PRFIN20060515_071403_000000402047_00392_21989_0001.N1	15-MAY-2006 07:14:03	Dark	40.000	31	Alp Gru	1.7340	15200.	80	21989	No
41	GOM_NL__2PRFIN20060515_071937_000000412047_00393_21990_9983.N1	15-MAY-2006 07:19:37	Dark	41.000	45	Alp Pav	1.9400	26000.	82	21990	No
42	GOM_NL__2PRFIN20060515_072651_000000442047_00393_21990_9984.N1	15-MAY-2006 07:26:51	Straylight	43.500	141	Bet Ara	2.8400	4600.0	87	21990	No

43	GOM_NL__2PRFIN20060515_072923_000000492047_00393_21990_9985.N1	15-MAY-2006 07:29:23	Straylight	49.000	40	The Sco	1.8590	7100.0	98	21990	No
44	GOM_NL__2PRFIN20060515_073118_000000382047_00393_21990_9986.N1	15-MAY-2006 07:31:18	Straylight	38.000	115	34Ups Sco	2.6960	26000.	76	21990	No
45	GOM_NL__2PRFIN20060515_073338_000000522047_00393_21990_9987.N1	15-MAY-2006 07:33:38	Tw_i_and_stray	51.500	75	26Eps Sco	2.2910	4250.0	103	21990	No
46	GOM_NL__2PRFIN20060515_073646_000000602047_00393_21990_9988.N1	15-MAY-2006 07:36:46	Tw_i_and_stray	60.000	16	21Alp Sco	1.0200	3000.0	120	21990	No
47	GOM_NL__2PRFIN20060515_073924_000000472047_00393_21990_9989.N1	15-MAY-2006 07:39:24	Bright	47.000	97	8Bet1Sco	2.5610	30000.	94	21990	No
48	GOM_NL__2PRFIN20060515_074113_000000382047_00393_21990_9990.N1	15-MAY-2006 07:41:13	Bright	38.000	122	9Alp2Lib	2.7470	9700.0	76	21990	No
49	GOM_NL__2PRFIN20060515_074306_000000392047_00393_21990_9991.N1	15-MAY-2006 07:43:06	Bright	39.000	104	27Bet Lib	2.6140	13100.	78	21990	No
50	GOM_NL__2PRFIN20060515_075134_000000382047_00393_21990_9992.N1	15-MAY-2006 07:51:34	Bright	37.500	3	16Alp Boo	-0.050000	4250.0	75	21990	No
51	GOM_NL__2PRFIN20060515_075404_000000402047_00393_21990_9993.N1	15-MAY-2006 07:54:04	Bright	39.500	83		2.3780	11000.	79	21990	No
52	GOM_NL__2PRFIN20060515_075712_000000362047_00393_21990_9994.N1	15-MAY-2006 07:57:12	Bright	35.500	180	27Gam Boo	3.0400	8000.0	71	21990	No
53	GOM_NL__2PRFIN20060515_080557_000000422047_00393_21990_9995.N1	15-MAY-2006 08:05:57	Bright	42.000	119	14Eta Dra	2.7270	4700.0	84	21990	No
54	GOM_NL__2PRFIN20060515_080724_000000372047_00393_21990_9996.N1	15-MAY-2006 08:07:24	Bright	36.500	60	7Bet UMi	2.0810	3950.0	73	21990	No
55	GOM_NL__2PRFIN20060515_081654_000000252047_00393_21990_9997.N1	15-MAY-2006 08:16:54	Tw_i_and_stray	25.000	89	5Alp Cep	2.4510	8000.0	50	21990	No
56	GOM_NL__2PRFIN20060515_082022_000000362047_00393_21990_9998.N1	15-MAY-2006 08:20:22	Bright	36.000	74	11Bet Cas	2.2680	6600.0	72	21990	No
57	GOM_NL__2PRFIN20060515_082932_000000432047_00393_21990_9999.N1	15-MAY-2006 08:29:32	Bright	43.000	58	21Alp And	2.0730	11000.	86	21990	No
58	GOM_NL__2PRFIN20060515_083339_000000432047_00393_21990_0000.N1	15-MAY-2006 08:33:39	Twilight	42.500	140	88Gam Peg	2.8340	26000.	85	21990	No
59	GOM_NL__2PRFIN20060515_084850_000000482047_00393_21990_0001.N1	15-MAY-2006 08:48:50	Dark	48.000	18	24Alp PsA	1.1660	9700.0	96	21990	No
60	GOM_NL__2PRFIN20060515_085312_000000462047_00393_21990_0002.N1	15-MAY-2006 08:53:12	Dark	45.500	63	Bet Gru	2.1500	2800.0	91	21990	No
61	GOM_NL__2PRFIN20060515_085440_000000432047_00393_21990_0003.N1	15-MAY-2006 08:54:40	Dark	42.500	31	Alp Gru	1.7340	15200.	85	21990	No
62	GOM_NL__2PRFIN20060515_090014_000000402047_00394_21991_9984.N1	15-MAY-2006 09:00:14	Dark	40.000	45	Alp Pav	1.9400	26000.	80	21991	No
63	GOM_NL__2PRFIN20060515_090728_000000442047_00394_21991_9985.N1	15-MAY-2006 09:07:28	Straylight	44.000	141	Bet Ara	2.8400	4600.0	88	21991	No
64	GOM_NL__2PRFIN20060515_091000_000000522047_00394_21991_9986.N1	15-MAY-2006 09:10:00	Straylight	52.000	40	The Sco	1.8590	7100.0	104	21991	No
65	GOM_NL__2PRFIN20060515_091155_000000382047_00394_21991_9987.N1	15-MAY-2006 09:11:55	Straylight	38.000	115	34Ups Sco	2.6960	26000.	76	21991	No
66	GOM_NL__2PRFIN20060515_091414_000000522047_00394_21991_9988.N1	15-MAY-2006 09:14:14	Tw_i_and_stray	51.500	75	26Eps Sco	2.2910	4250.0	103	21991	No
67	GOM_NL__2PRFIN20060515_091722_000000562047_00394_21991_9989.N1	15-MAY-2006 09:17:22	Tw_i_and_stray	56.000	16	21Alp Sco	1.0200	3000.0	112	21991	No
68	GOM_NL__2PRFIN20060515_092000_000000452047_00394_21991_9990.N1	15-MAY-2006 09:20:00	Bright	45.000	97	8Bet1Sco	2.5610	30000.	90	21991	No
69	GOM_NL__2PRFIN20060515_092149_000000372047_00394_21991_9991.N1	15-MAY-2006 09:21:49	Bright	37.000	122	9Alp2Lib	2.7470	9700.0	74	21991	No
70	GOM_NL__2PRFIN20060515_092342_000000402047_00394_21991_9992.N1	15-MAY-2006 09:23:42	Bright	39.500	104	27Bet Lib	2.6140	13100.	79	21991	No
71	GOM_NL__2PRFIN20060515_093210_000000392047_00394_21991_9993.N1	15-MAY-2006 09:32:10	Bright	38.500	3	16Alp Boo	-0.050000	4250.0	77	21991	No
72	GOM_NL__2PRFIN20060515_093440_000000392047_00394_21991_9994.N1	15-MAY-2006 09:34:40	Bright	38.500	83		2.3780	11000.	77	21991	No
73	GOM_NL__2PRFIN20060515_093748_000000362047_00394_21991_9995.N1	15-MAY-2006 09:37:48	Bright	35.500	180	27Gam Boo	3.0400	8000.0	71	21991	No
74	GOM_NL__2PRFIN20060515_094633_000000402047_00394_21991_9996.N1	15-MAY-2006 09:46:33	Bright	40.000	119	14Eta Dra	2.7270	4700.0	80	21991	No
75	GOM_NL__2PRFIN20060515_094800_000000382047_00394_21991_9997.N1	15-MAY-2006 09:48:00	Bright	38.000	60	7Bet UMi	2.0810	3950.0	76	21991	No
76	GOM_NL__2PRFIN20060515_095729_000000252047_00394_21991_9998.N1	15-MAY-2006 09:57:29	Tw_i_and_stray	25.000	89	5Alp Cep	2.4510	8000.0	50	21991	No
77	GOM_NL__2PRFIN20060515_100058_000000382047_00394_21991_9999.N1	15-MAY-2006 10:00:58	Bright	37.500	74	11Bet Cas	2.2680	6600.0	75	21991	No
78	GOM_NL__2PRFIN20060515_101008_000000442047_00394_21991_0000.N1	15-MAY-2006 10:10:08	Bright	44.000	58	21Alp And	2.0730	11000.	88	21991	No
79	GOM_NL__2PRFIN20060515_101416_000000422047_00394_21991_0001.N1	15-MAY-2006 10:14:16	Twilight	41.500	140	88Gam Peg	2.8340	26000.	83	21991	No
80	GOM_NL__2PRFIN20060515_102926_000000592047_00394_21991_0002.N1	15-MAY-2006 10:29:26	Dark	58.500	18	24Alp PsA	1.1660	9700.0	117	21991	No
81	GOM_NL__2PRFIN20060515_103349_000000522047_00394_21991_0003.N1	15-MAY-2006 10:33:49	Dark	52.000	63	Bet Gru	2.1500	2800.0	104	21991	No
82	GOM_NL__2PRFIN20060515_103516_000000432047_00394_21991_0004.N1	15-MAY-2006 10:35:16	Dark	43.000	31	Alp Gru	1.7340	15200.	86	21991	No
83	GOM_NL__2PRFIN20060515_104051_000000412047_00395_21992_9985.N1	15-MAY-2006 10:40:51	Dark	41.000	45	Alp Pav	1.9400	26000.	82	21992	No
84	GOM_NL__2PRFIN20060515_104804_000000442047_00395_21992_9986.N1	15-MAY-2006 10:48:04	Straylight	43.500	141	Bet Ara	2.8400	4600.0	87	21992	No
85	GOM_NL__2PRFIN20060515_105036_000000522047_00395_21992_9987.N1	15-MAY-2006 10:50:36	Straylight	52.000	40	The Sco	1.8590	7100.0	104	21992	No
86	GOM_NL__2PRFIN20060515_105231_000000422047_00395_21992_9988.N1	15-MAY-2006 10:52:31	Straylight	42.000	115	34Ups Sco	2.6960	26000.	84	21992	No
87	GOM_NL__2PRFIN20060515_105451_000000532047_00395_21992_9989.N1	15-MAY-2006 10:54:51	Tw_i_and_stray	52.500	75	26Eps Sco	2.2910	4250.0	105	21992	No
88	GOM_NL__2PRFIN20060515_105758_000000552047_00395_21992_9990.N1	15-MAY-2006 10:57:58	Tw_i_and_stray	54.500	16	21Alp Sco	1.0200	3000.0	109	21992	No
89	GOM_NL__2PRFIN20060515_110036_000000442047_00395_21992_9991.N1	15-MAY-2006 11:00:36	Bright	44.000	97	8Bet1Sco	2.5610	30000.	88	21992	No
90	GOM_NL__2PRFIN20060515_110225_000000382047_00395_21992_9992.N1	15-MAY-2006 11:02:25	Bright	38.000	122	9Alp2Lib	2.7470	9700.0	76	21992	No
91	GOM_NL__2PRFIN20060515_110418_000000392047_00395_21992_9993.N1	15-MAY-2006 11:04:18	Bright	38.500	104	27Bet Lib	2.6140	13100.	77	21992	No
92	GOM_NL__2PRFIN20060515_111246_000000372047_00395_21992_9994.N1	15-MAY-2006 11:12:46	Bright	37.000	3	16Alp Boo	-0.050000	4250.0	74	21992	No
93	GOM_NL__2PRFIN20060515_111516_000000402047_00395_21992_9995.N1	15-MAY-2006 11:15:16	Bright	40.000	83		2.3780	11000.	80	21992	No
94	GOM_NL__2PRFIN20060515_111824_000000362047_00395_21992_9996.N1	15-MAY-2006 11:18:24	Bright	36.000	180	27Gam Boo	3.0400	8000.0	72	21992	No
95	GOM_NL__2PRFIN20060515_112708_000000432047_00395_21992_9997.N1	15-MAY-2006 11:27:08	Bright	42.500	119	14Eta Dra	2.7270	4700.0	85	21992	No
96	GOM_NL__2PRFIN20060515_112835_000000392047_00395_21992_9998.N1	15-MAY-2006 11:28:35	Bright	38.500	60	7Bet UMi	2.0810	3950.0	77	21992	No
97	GOM_NL__2PRFIN20060515_114133_000000382047_00395_21992_9999.N1	15-MAY-2006 11:41:33	Bright	37.500	74	11Bet Cas	2.2680	6600.0	75	21992	No
98	GOM_NL__2PRFIN20060515_115044_000000442047_00395_21992_0000.N1	15-MAY-2006 11:50:44	Bright	43.500	58	21Alp And	2.0730	11000.	87	21992	No
99	GOM_NL__2PRFIN20060515_115452_000000402047_00395_21992_0001.N1	15-MAY-2006 11:54:52	Twilight	40.000	140	88Gam Peg	2.8340	26000.	80	21992	No
100	GOM_NL__2PRFIN20060515_121003_000000512047_00395_21992_0002.N1	15-MAY-2006 12:10:03	Dark	50.500	18	24Alp PsA	1.1660	9700.0	101	21992	No
101	GOM_NL__2PRFIN20060515_121425_000000532047_00395_21992_0003.N1	15-MAY-2006 12:14:25	Dark	53.000	63	Bet Gru	2.1500	2800.0	106	21992	No

102	GOM_NL__2PRFIN20060515_121553_000000422047_00395_21992_0004.N1	15-MAY-2006 12:15:53	Dark	42.000	31	Alp Gru	1.7340	15200.	84	21992	No
103	GOM_NL__2PRFIN20060515_122127_000000412047_00396_21993_9865.N1	15-MAY-2006 12:21:27	Dark	41.000	45	Alp Pav	1.9400	26000.	82	21993	No
104	GOM_NL__2PRFIN20060515_122840_000000412047_00396_21993_9866.N1	15-MAY-2006 12:28:40	Straylight	41.000	141	Bet Ara	2.8400	4600.0	82	21993	No
105	GOM_NL__2PRFIN20060515_123113_000000462047_00396_21993_9867.N1	15-MAY-2006 12:31:13	Straylight	45.500	40	The Sco	1.8590	7100.0	91	21993	No
106	GOM_NL__2PRFIN20060515_123308_000000422047_00396_21993_9868.N1	15-MAY-2006 12:33:08	Straylight	42.000	115	34Ups Sco	2.6960	26000.	84	21993	No
107	GOM_NL__2PRFIN20060515_123527_000000512047_00396_21993_9869.N1	15-MAY-2006 12:35:27	Twilight_and_stray	50.500	75	26Eps Sco	2.2910	4250.0	101	21993	No
108	GOM_NL__2PRFIN20060515_123834_000000572047_00396_21993_9870.N1	15-MAY-2006 12:38:34	Twilight_and_stray	57.000	16	21Alp Sco	1.0200	3000.0	114	21993	No
109	GOM_NL__2PRFIN20060515_124112_000000442047_00396_21993_9871.N1	15-MAY-2006 12:41:12	Bright	43.500	97	8Bet1Sco	2.5610	30000.	87	21993	No
110	GOM_NL__2PRFIN20060515_124301_000000382047_00396_21993_9872.N1	15-MAY-2006 12:43:01	Bright	38.000	122	9Alp2Lib	2.7470	9700.0	76	21993	No
111	GOM_NL__2PRFIN20060515_124454_000000402047_00396_21993_9873.N1	15-MAY-2006 12:44:54	Bright	39.500	104	27Bet Lib	2.6140	13100.	79	21993	No
112	GOM_NL__2PRFIN20060515_125321_000000352047_00396_21993_9874.N1	15-MAY-2006 12:53:21	Bright	35.000	3	16Alp Boo	-0.050000	4250.0	70	21993	No
113	GOM_NL__2PRFIN20060515_125551_000000402047_00396_21993_9875.N1	15-MAY-2006 12:55:51	Bright	39.500	83		2.3780	11000.	79	21993	No
114	GOM_NL__2PRFIN20060515_125859_000000372047_00396_21993_9876.N1	15-MAY-2006 12:58:59	Bright	36.500	180	27Gam Boo	3.0400	8000.0	73	21993	No
115	GOM_NL__2PRFIN20060515_130743_000000422047_00396_21993_9877.N1	15-MAY-2006 13:07:43	Bright	41.500	119	14Eta Dra	2.7270	4700.0	83	21993	No
116	GOM_NL__2PRFIN20060515_130911_000000382047_00396_21993_9878.N1	15-MAY-2006 13:09:11	Bright	37.500	60	7Bet UMi	2.0810	3950.0	75	21993	No
117	GOM_NL__2PRFIN20060515_132209_000000552047_00396_21993_9879.N1	15-MAY-2006 13:22:09	Bright	55.000	74	11Bet Cas	2.2680	6600.0	110	21993	No
118	GOM_NL__2PRFIN20060515_133120_000000442047_00396_21993_9880.N1	15-MAY-2006 13:31:20	Bright	44.000	58	21Alp And	2.0730	11000.	88	21993	No
119	GOM_NL__2PRFIN20060515_133528_000000422047_00396_21993_9881.N1	15-MAY-2006 13:35:28	Twilight	42.000	140	88Gam Peg	2.8340	26000.	84	21993	No
120	GOM_NL__2PRFIN20060515_135040_000000472047_00396_21993_9882.N1	15-MAY-2006 13:50:40	Dark	46.500	18	24Alp PsA	1.1660	9700.0	93	21993	No
121	GOM_NL__2PRFIN20060515_135502_000000572047_00396_21993_9883.N1	15-MAY-2006 13:55:02	Dark	56.500	63	Bet Gru	2.1500	2800.0	113	21993	No
122	GOM_NL__2PRFIN20060515_135630_000000422047_00396_21993_9884.N1	15-MAY-2006 13:56:30	Dark	42.000	31	Alp Gru	1.7340	15200.	84	21993	No
123	GOM_NL__2PRFIN20060515_140204_000000412047_00397_21994_9865.N1	15-MAY-2006 14:02:04	Dark	40.500	45	Alp Pav	1.9400	26000.	81	21994	No
124	GOM_NL__2PRFIN20060515_140917_000000412047_00397_21994_9866.N1	15-MAY-2006 14:09:17	Straylight	40.500	141	Bet Ara	2.8400	4600.0	81	21994	No
125	GOM_NL__2PRFIN20060515_141149_000000542047_00397_21994_9867.N1	15-MAY-2006 14:11:49	Straylight	54.000	40	The Sco	1.8590	7100.0	108	21994	No
126	GOM_NL__2PRFIN20060515_141344_000000452047_00397_21994_9868.N1	15-MAY-2006 14:13:44	Straylight	45.000	115	34Ups Sco	2.6960	26000.	90	21994	No
127	GOM_NL__2PRFIN20060515_141603_000000542047_00397_21994_9869.N1	15-MAY-2006 14:16:03	Twilight_and_stray	54.000	75	26Eps Sco	2.2910	4250.0	108	21994	No
128	GOM_NL__2PRFIN20060515_141910_000000652047_00397_21994_9870.N1	15-MAY-2006 14:19:10	Twilight_and_stray	65.000	16	21Alp Sco	1.0200	3000.0	130	21994	No
129	GOM_NL__2PRFIN20060515_142148_000000452047_00397_21994_9871.N1	15-MAY-2006 14:21:48	Bright	45.000	97	8Bet1Sco	2.5610	30000.	90	21994	No
130	GOM_NL__2PRFIN20060515_142337_000000372047_00397_21994_9872.N1	15-MAY-2006 14:23:37	Bright	37.000	122	9Alp2Lib	2.7470	9700.0	74	21994	No
131	GOM_NL__2PRFIN20060515_142530_000000382047_00397_21994_9873.N1	15-MAY-2006 14:25:30	Bright	38.000	104	27Bet Lib	2.6140	13100.	76	21994	No
132	GOM_NL__2PRFIN20060515_143357_000000362047_00397_21994_9874.N1	15-MAY-2006 14:33:57	Bright	35.500	3	16Alp Boo	-0.050000	4250.0	71	21994	No
133	GOM_NL__2PRFIN20060515_143627_000000382047_00397_21994_9875.N1	15-MAY-2006 14:36:27	Bright	37.500	83		2.3780	11000.	75	21994	No
134	GOM_NL__2PRFIN20060515_143935_000000372047_00397_21994_9876.N1	15-MAY-2006 14:39:35	Bright	37.000	180	27Gam Boo	3.0400	8000.0	74	21994	No
135	GOM_NL__2PRFIN20060515_144819_000000422047_00397_21994_9877.N1	15-MAY-2006 14:48:19	Bright	41.500	119	14Eta Dra	2.7270	4700.0	83	21994	No
136	GOM_NL__2PRFIN20060515_144947_000000382047_00397_21994_9878.N1	15-MAY-2006 14:49:47	Bright	38.000	60	7Bet UMi	2.0810	3950.0	76	21994	No
137	GOM_NL__2PRFIN20060515_150245_000000552047_00397_21994_9879.N1	15-MAY-2006 15:02:45	Bright	55.000	74	11Bet Cas	2.2680	6600.0	110	21994	No
138	GOM_NL__2PRFIN20060515_151156_000000432047_00397_21994_9880.N1	15-MAY-2006 15:11:56	Bright	42.500	58	21Alp And	2.0730	11000.	85	21994	No
139	GOM_NL__2PRFIN20060515_151604_000000422047_00397_21994_9881.N1	15-MAY-2006 15:16:04	Twilight	41.500	140	88Gam Peg	2.8340	26000.	83	21994	No
140	GOM_NL__2PRFIN20060515_153117_000000502047_00397_21994_9882.N1	15-MAY-2006 15:31:17	Dark	49.500	18	24Alp PsA	1.1660	9700.0	99	21994	No
141	GOM_NL__2PRFIN20060515_153539_000000522047_00397_21994_9883.N1	15-MAY-2006 15:35:39	Dark	51.500	63	Bet Gru	2.1500	2800.0	103	21994	No
142	GOM_NL__2PRFIN20060515_153706_000000422047_00397_21994_9884.N1	15-MAY-2006 15:37:06	Dark	42.000	31	Alp Gru	1.7340	15200.	84	21994	No
143	GOM_NL__2PRFIN20060515_154240_000000462047_00398_21995_9865.N1	15-MAY-2006 15:42:40	Dark	46.000	45	Alp Pav	1.9400	26000.	92	21995	No
144	GOM_NL__2PRFIN20060515_154953_000000412047_00398_21995_9866.N1	15-MAY-2006 15:49:53	Straylight	40.500	141	Bet Ara	2.8400	4600.0	81	21995	No
145	GOM_NL__2PRFIN20060515_155226_000000532047_00398_21995_9867.N1	15-MAY-2006 15:52:26	Straylight	53.000	40	The Sco	1.8590	7100.0	106	21995	No
146	GOM_NL__2PRFIN20060515_155421_000000452047_00398_21995_9868.N1	15-MAY-2006 15:54:21	Straylight	45.000	115	34Ups Sco	2.6960	26000.	90	21995	No
147	GOM_NL__2PRFIN20060515_155640_000000532047_00398_21995_9869.N1	15-MAY-2006 15:56:40	Twilight_and_stray	52.500	75	26Eps Sco	2.2910	4250.0	105	21995	No
148	GOM_NL__2PRFIN20060515_155947_000000632047_00398_21995_9870.N1	15-MAY-2006 15:59:47	Twilight_and_stray	62.500	16	21Alp Sco	1.0200	3000.0	125	21995	No
149	GOM_NL__2PRFIN20060515_160224_000000442047_00398_21995_9871.N1	15-MAY-2006 16:02:24	Bright	44.000	97	8Bet1Sco	2.5610	30000.	88	21995	No
150	GOM_NL__2PRFIN20060515_160414_000000362047_00398_21995_9872.N1	15-MAY-2006 16:04:14	Bright	36.000	122	9Alp2Lib	2.7470	9700.0	72	21995	No
151	GOM_NL__2PRFIN20060515_160606_000000382047_00398_21995_9873.N1	15-MAY-2006 16:06:06	Bright	38.000	104	27Bet Lib	2.6140	13100.	76	21995	No
152	GOM_NL__2PRFIN20060515_161433_000000362047_00398_21995_9874.N1	15-MAY-2006 16:14:33	Bright	36.000	3	16Alp Boo	-0.050000	4250.0	72	21995	No
153	GOM_NL__2PRFIN20060515_161703_000000382047_00398_21995_9875.N1	15-MAY-2006 16:17:03	Bright	37.500	83		2.3780	11000.	75	21995	No
154	GOM_NL__2PRFIN20060515_162011_000000372047_00398_21995_9876.N1	15-MAY-2006 16:20:11	Bright	36.500	180	27Gam Boo	3.0400	8000.0	73	21995	No
155	GOM_NL__2PRFIN20060515_162854_000000432047_00398_21995_9877.N1	15-MAY-2006 16:28:54	Bright	42.500	119	14Eta Dra	2.7270	4700.0	85	21995	No
156	GOM_NL__2PRFIN20060515_163023_000000352047_00398_21995_9878.N1	15-MAY-2006 16:30:23	Bright	35.000	60	7Bet UMi	2.0810	3950.0	70	21995	No
157	GOM_NL__2PRFIN20060515_164321_000000362047_00398_21995_9879.N1	15-MAY-2006 16:43:21	Bright	35.500	74	11Bet Cas	2.2680	6600.0	71	21995	No
158	GOM_NL__2PRFIN20060515_165232_000000452047_00398_21995_9880.N1	15-MAY-2006 16:52:32	Bright	45.000	58	21Alp And	2.0730	11000.	90	21995	No
159	GOM_NL__2PRFIN20060515_165641_000000422047_00398_21995_9881.N1	15-MAY-2006 16:56:41	Twilight	41.500	140	88Gam Peg	2.8340	26000.	83	21995	No
160	GOM_NL__2PRFIN20060515_171153_000000502047_00398_21995_9882.N1	15-MAY-2006 17:11:53	Dark	49.500	18	24Alp PsA	1.1660	9700.0	99	21995	No

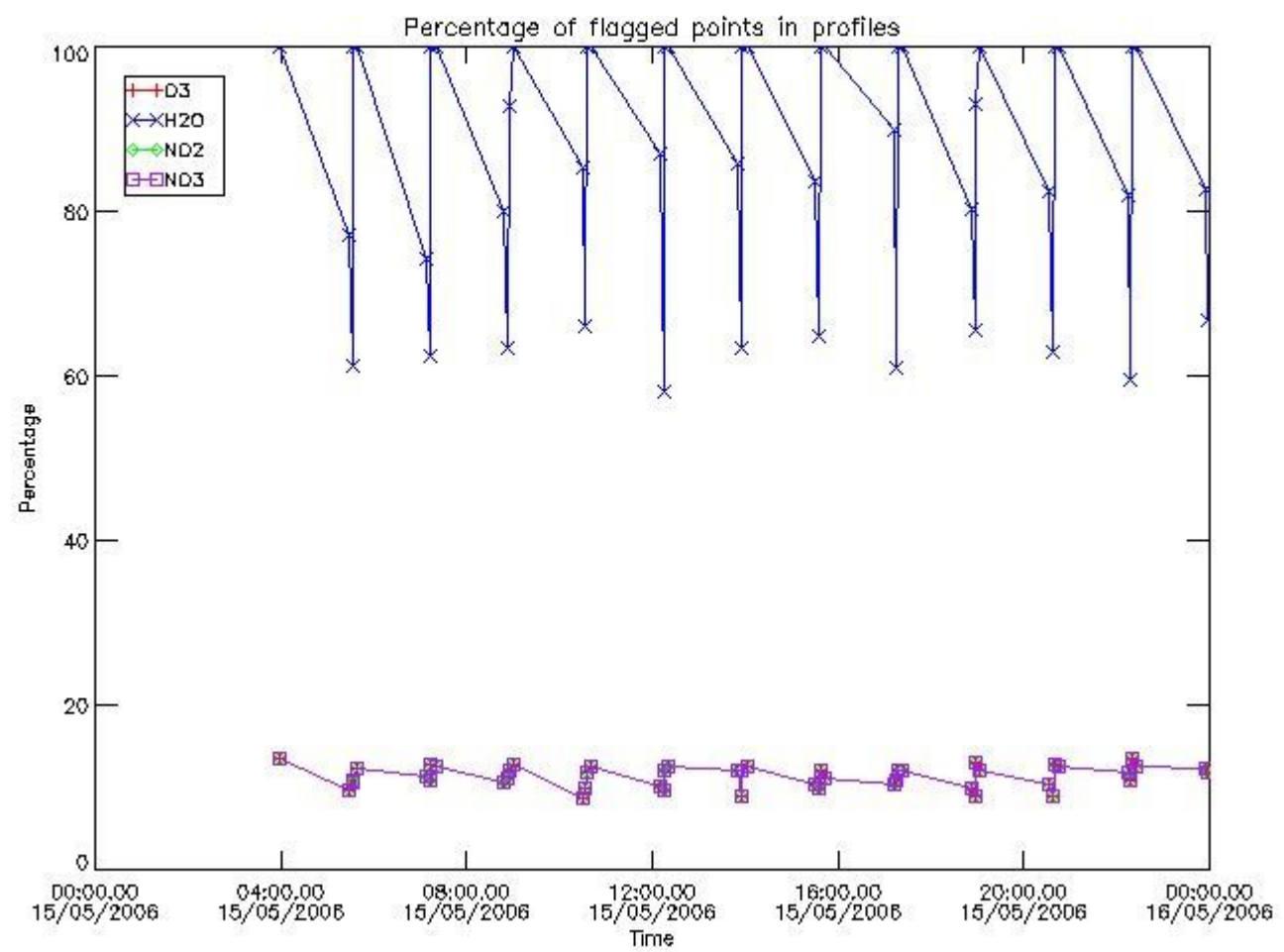
161	GOM_NL__2PRFIN20060515_171615_000000472047_00398_21995_9883.N1	15-MAY-2006 17:16:15	Dark	46.500	63	Bet Gru	2.1500	2800.0	93	21995	No
162	GOM_NL__2PRFIN20060515_171743_000000472047_00398_21995_9884.N1	15-MAY-2006 17:17:43	Dark	46.500	31	Alp Gru	1.7340	15200.	93	21995	No
163	GOM_NL__2PRFIN20060515_172317_000000432047_00399_21996_9885.N1	15-MAY-2006 17:23:17	Dark	42.500	45	Alp Pav	1.9400	26000.	85	21996	No
164	GOM_NL__2PRFIN20060515_173030_000000412047_00399_21996_9886.N1	15-MAY-2006 17:30:30	Straylight	41.000	141	Bet Ara	2.8400	4600.0	82	21996	No
165	GOM_NL__2PRFIN20060515_173303_000000472047_00399_21996_9887.N1	15-MAY-2006 17:33:03	Straylight	47.000	40	The Sco	1.8590	7100.0	94	21996	No
166	GOM_NL__2PRFIN20060515_173458_000000482047_00399_21996_9888.N1	15-MAY-2006 17:34:58	Straylight	48.000	115	34Ups Sco	2.6960	26000.	96	21996	No
167	GOM_NL__2PRFIN20060515_173716_000000532047_00399_21996_9889.N1	15-MAY-2006 17:37:16	Twilight	53.000	75	26Eps Sco	2.2910	4250.0	106	21996	No
168	GOM_NL__2PRFIN20060515_174023_000000662047_00399_21996_9890.N1	15-MAY-2006 17:40:23	Twilight	66.000	16	21Alp Sco	1.0200	3000.0	132	21996	No
169	GOM_NL__2PRFIN20060515_174301_000000472047_00399_21996_9891.N1	15-MAY-2006 17:43:01	Bright	46.500	97	8Bet1Sco	2.5610	30000.	93	21996	No
170	GOM_NL__2PRFIN20060515_174450_000000392047_00399_21996_9892.N1	15-MAY-2006 17:44:50	Bright	38.500	122	9Alp2Lib	2.7470	9700.0	77	21996	No
171	GOM_NL__2PRFIN20060515_174642_000000412047_00399_21996_9893.N1	15-MAY-2006 17:46:42	Bright	40.500	104	27Bet Lib	2.6140	13100.	81	21996	No
172	GOM_NL__2PRFIN20060515_175509_000000362047_00399_21996_9894.N1	15-MAY-2006 17:55:09	Bright	36.000	3	16Alp Boo	-0.050000	4250.0	72	21996	No
173	GOM_NL__2PRFIN20060515_175739_000000402047_00399_21996_9895.N1	15-MAY-2006 17:57:39	Bright	39.500	83		2.3780	11000.	79	21996	No
174	GOM_NL__2PRFIN20060515_180047_000000372047_00399_21996_9896.N1	15-MAY-2006 18:00:47	Bright	36.500	180	27Gam Boo	3.0400	8000.0	73	21996	No
175	GOM_NL__2PRFIN20060515_180930_000000422047_00399_21996_9897.N1	15-MAY-2006 18:09:30	Bright	41.500	119	14Eta Dra	2.7270	4700.0	83	21996	No
176	GOM_NL__2PRFIN20060515_181059_000000382047_00399_21996_9898.N1	15-MAY-2006 18:10:59	Bright	37.500	60	7Bet UMi	2.0810	3950.0	75	21996	No
177	GOM_NL__2PRFIN20060515_182332_000000342047_00399_21996_9899.N1	15-MAY-2006 18:23:32	Bright	33.500	76	27Gam Cas	2.3000	30000.	67	21996	No
178	GOM_NL__2PRFIN20060515_182446_000000362047_00399_21996_9900.N1	15-MAY-2006 18:24:46	Bright	36.000	68	18Alp Cas	2.2250	4500.0	72	21996	No
179	GOM_NL__2PRFIN20060515_183308_000000442047_00399_21996_9901.N1	15-MAY-2006 18:33:08	Bright	43.500	58	21Alp And	2.0730	11000.	87	21996	No
180	GOM_NL__2PRFIN20060515_183717_000000432047_00399_21996_9902.N1	15-MAY-2006 18:37:17	Twilight	43.000	140	88Gam Peg	2.8340	26000.	86	21996	No
181	GOM_NL__2PRFIN20060515_185230_000000512047_00399_21996_9903.N1	15-MAY-2006 18:52:30	Dark	51.000	18	24Alp PsA	1.1660	9700.0	102	21996	No
182	GOM_NL__2PRFIN20060515_185652_000000572047_00399_21996_9904.N1	15-MAY-2006 18:56:52	Dark	57.000	63	Bet Gru	2.1500	2800.0	114	21996	No
183	GOM_NL__2PRFIN20060515_185820_000000432047_00399_21996_9905.N1	15-MAY-2006 18:58:20	Dark	43.000	31	Alp Gru	1.7340	15200.	86	21996	No
184	GOM_NL__2PRFIN20060515_190354_000000432047_00400_21997_9885.N1	15-MAY-2006 19:03:54	Dark	42.500	45	Alp Pav	1.9400	26000.	85	21997	No
185	GOM_NL__2PRFIN20060515_191106_000000482047_00400_21997_9886.N1	15-MAY-2006 19:11:06	Straylight	47.500	141	Bet Ara	2.8400	4600.0	95	21997	No
186	GOM_NL__2PRFIN20060515_191339_000000462047_00400_21997_9887.N1	15-MAY-2006 19:13:39	Straylight	46.000	40	The Sco	1.8590	7100.0	92	21997	No
187	GOM_NL__2PRFIN20060515_191534_000000482047_00400_21997_9888.N1	15-MAY-2006 19:15:34	Straylight	48.000	115	34Ups Sco	2.6960	26000.	96	21997	No
188	GOM_NL__2PRFIN20060515_191753_000000542047_00400_21997_9889.N1	15-MAY-2006 19:17:53	Twilight	54.000	75	26Eps Sco	2.2910	4250.0	108	21997	No
189	GOM_NL__2PRFIN20060515_192059_000000572047_00400_21997_9890.N1	15-MAY-2006 19:20:59	Twilight	57.000	16	21Alp Sco	1.0200	3000.0	114	21997	No
190	GOM_NL__2PRFIN20060515_192337_000000452047_00400_21997_9891.N1	15-MAY-2006 19:23:37	Bright	44.500	97	8Bet1Sco	2.5610	30000.	89	21997	No
191	GOM_NL__2PRFIN20060515_192526_000000372047_00400_21997_9892.N1	15-MAY-2006 19:25:26	Bright	36.500	122	9Alp2Lib	2.7470	9700.0	73	21997	No
192	GOM_NL__2PRFIN20060515_192718_000000392047_00400_21997_9893.N1	15-MAY-2006 19:27:18	Bright	39.000	104	27Bet Lib	2.6140	13100.	78	21997	No
193	GOM_NL__2PRFIN20060515_193545_000000362047_00400_21997_9894.N1	15-MAY-2006 19:35:45	Bright	35.500	3	16Alp Boo	-0.050000	4250.0	71	21997	No
194	GOM_NL__2PRFIN20060515_193814_000000402047_00400_21997_9895.N1	15-MAY-2006 19:38:14	Bright	39.500	83		2.3780	11000.	79	21997	No
195	GOM_NL__2PRFIN20060515_194122_000000372047_00400_21997_9896.N1	15-MAY-2006 19:41:22	Bright	36.500	180	27Gam Boo	3.0400	8000.0	73	21997	No
196	GOM_NL__2PRFIN20060515_195005_000000412047_00400_21997_9897.N1	15-MAY-2006 19:50:05	Bright	40.500	119	14Eta Dra	2.7270	4700.0	81	21997	No
197	GOM_NL__2PRFIN20060515_195134_000000402047_00400_21997_9898.N1	15-MAY-2006 19:51:34	Bright	39.500	60	7Bet UMi	2.0810	3950.0	79	21997	No
198	GOM_NL__2PRFIN20060515_200408_000000462047_00400_21997_9899.N1	15-MAY-2006 20:04:08	Bright	45.500	76	27Gam Cas	2.3000	30000.	91	21997	No
199	GOM_NL__2PRFIN20060515_200522_000000372047_00400_21997_9900.N1	15-MAY-2006 20:05:22	Bright	37.000	68	18Alp Cas	2.2250	4500.0	74	21997	No
200	GOM_NL__2PRFIN20060515_201344_000000442047_00400_21997_9901.N1	15-MAY-2006 20:13:44	Bright	44.000	58	21Alp And	2.0730	11000.	88	21997	No
201	GOM_NL__2PRFIN20060515_201753_000000412047_00400_21997_9902.N1	15-MAY-2006 20:17:53	Twilight	41.000	140	88Gam Peg	2.8340	26000.	82	21997	No
202	GOM_NL__2PRFIN20060515_203307_000000492047_00400_21997_9903.N1	15-MAY-2006 20:33:07	Dark	49.000	18	24Alp PsA	1.1660	9700.0	98	21997	No
203	GOM_NL__2PRFIN20060515_203728_000000572047_00400_21997_9904.N1	15-MAY-2006 20:37:28	Dark	57.000	63	Bet Gru	2.1500	2800.0	114	21997	No
204	GOM_NL__2PRFIN20060515_203857_000000442047_00400_21997_9905.N1	15-MAY-2006 20:38:57	Dark	44.000	31	Alp Gru	1.7340	15200.	88	21997	No
205	GOM_NL__2PRFIN20060515_204430_000000412047_00401_21998_9885.N1	15-MAY-2006 20:44:30	Dark	41.000	45	Alp Pav	1.9400	26000.	82	21998	No
206	GOM_NL__2PRFIN20060515_205143_000000432047_00401_21998_9886.N1	15-MAY-2006 20:51:43	Straylight	42.500	141	Bet Ara	2.8400	4600.0	85	21998	No
207	GOM_NL__2PRFIN20060515_205416_000000532047_00401_21998_9887.N1	15-MAY-2006 20:54:16	Straylight	53.000	40	The Sco	1.8590	7100.0	106	21998	No
208	GOM_NL__2PRFIN20060515_205608_000000262047_00401_21998_9888.N1	15-MAY-2006 20:56:08	Straylight	26.000	25	35Lam Sco	1.6200	28000.	52	21998	No
209	GOM_NL__2PRFIN20060515_205829_000000532047_00401_21998_9889.N1	15-MAY-2006 20:58:29	Twilight	52.500	75	26Eps Sco	2.2910	4250.0	105	21998	No
210	GOM_NL__2PRFIN20060515_210136_000000602047_00401_21998_9890.N1	15-MAY-2006 21:01:36	Twilight	59.500	16	21Alp Sco	1.0200	3000.0	119	21998	No
211	GOM_NL__2PRFIN20060515_210413_000000482047_00401_21998_9891.N1	15-MAY-2006 21:04:13	Bright	47.500	97	8Bet1Sco	2.5610	30000.	95	21998	No
212	GOM_NL__2PRFIN20060515_210602_000000372047_00401_21998_9892.N1	15-MAY-2006 21:06:02	Bright	37.000	122	9Alp2Lib	2.7470	9700.0	74	21998	No
213	GOM_NL__2PRFIN20060515_210754_000000412047_00401_21998_9893.N1	15-MAY-2006 21:07:54	Bright	40.500	104	27Bet Lib	2.6140	13100.	81	21998	No
214	GOM_NL__2PRFIN20060515_211621_000000362047_00401_21998_9894.N1	15-MAY-2006 21:16:21	Bright	36.000	3	16Alp Boo	-0.050000	4250.0	72	21998	No
215	GOM_NL__2PRFIN20060515_211850_000000372047_00401_21998_9895.N1	15-MAY-2006 21:18:50	Bright	36.500	83		2.3780	11000.	73	21998	No
216	GOM_NL__2PRFIN20060515_212158_000000362047_00401_21998_9896.N1	15-MAY-2006 21:21:58	Bright	35.500	180	27Gam Boo	3.0400	8000.0	71	21998	No
217	GOM_NL__2PRFIN20060515_213041_000000412047_00401_21998_9897.N1	15-MAY-2006 21:30:41	Bright	41.000	119	14Eta Dra	2.7270	4700.0	82	21998	No
218	GOM_NL__2PRFIN20060515_213210_000000382047_00401_21998_9898.N1	15-MAY-2006 21:32:10	Bright	38.000	60	7Bet UMi	2.0810	3950.0	76	21998	No
219	GOM_NL__2PRFIN20060515_214444_000000342047_00401_21998_9899.N1	15-MAY-2006 21:44:44	Bright	33.500	76	27Gam Cas	2.3000	30000.	67	21998	No

220	GOM_NL__2PRFIN20060515_214558_000000352047_00401_21998_9900.N1	15-MAY-2006 21:45:58	Bright	35.000	68	18Alp Cas	2.2250	4500.0	70	21998	No
221	GOM_NL__2PRFIN20060515_215420_000000442047_00401_21998_9901.N1	15-MAY-2006 21:54:20	Bright	43.500	58	21Alp And	2.0730	11000.	87	21998	No
222	GOM_NL__2PRFIN20060515_215829_000000432047_00401_21998_9902.N1	15-MAY-2006 21:58:29	Twilight	42.500	140	88Gam Peg	2.8340	26000.	85	21998	No
223	GOM_NL__2PRFIN20060515_221343_000000482047_00401_21998_9903.N1	15-MAY-2006 22:13:43	Dark	47.500	18	24Alp PsA	1.1660	9700.0	95	21998	No
224	GOM_NL__2PRFIN20060515_221805_000000482047_00401_21998_9904.N1	15-MAY-2006 22:18:05	Dark	47.500	63	Bet Gru	2.1500	2800.0	95	21998	No
225	GOM_NL__2PRFIN20060515_221933_000000422047_00401_21998_9905.N1	15-MAY-2006 22:19:33	Dark	41.500	31	Alp Gru	1.7340	15200.	83	21998	No
226	GOM_NL__2PRFIN20060515_222507_000000412047_00402_21999_9885.N1	15-MAY-2006 22:25:07	Dark	40.500	45	Alp Pav	1.9400	26000.	81	21999	No
227	GOM_NL__2PRFIN20060515_223219_000000412047_00402_21999_9886.N1	15-MAY-2006 22:32:19	Straylight	40.500	141	Bet Ara	2.8400	4600.0	81	21999	No
228	GOM_NL__2PRFIN20060515_223452_000000522047_00402_21999_9887.N1	15-MAY-2006 22:34:52	Straylight	51.500	40	The Sco	1.8590	7100.0	103	21999	No
229	GOM_NL__2PRFIN20060515_223644_000000262047_00402_21999_9888.N1	15-MAY-2006 22:36:44	Straylight	26.000	25	35Lam Sco	1.6200	28000.	52	21999	No
230	GOM_NL__2PRFIN20060515_223905_000000512047_00402_21999_9889.N1	15-MAY-2006 22:39:05	Tw_i_and_stray	50.500	75	26Eps Sco	2.2910	4250.0	101	21999	No
231	GOM_NL__2PRFIN20060515_224212_000000652047_00402_21999_9890.N1	15-MAY-2006 22:42:12	Tw_i_and_stray	65.000	16	21Alp Sco	1.0200	3000.0	130	21999	No
232	GOM_NL__2PRFIN20060515_224449_000000472047_00402_21999_9891.N1	15-MAY-2006 22:44:49	Bright	46.500	97	8Bet1Sco	2.5610	30000.	93	21999	No
233	GOM_NL__2PRFIN20060515_224638_000000372047_00402_21999_9892.N1	15-MAY-2006 22:46:38	Bright	36.500	122	9Alp2Lib	2.7470	9700.0	73	21999	No
234	GOM_NL__2PRFIN20060515_224830_000000392047_00402_21999_9893.N1	15-MAY-2006 22:48:30	Bright	38.500	104	27Bet Lib	2.6140	13100.	77	21999	No
235	GOM_NL__2PRFIN20060515_225657_000000362047_00402_21999_9894.N1	15-MAY-2006 22:56:57	Bright	36.000	3	16Alp Boo	-0.050000	4250.0	72	21999	No
236	GOM_NL__2PRFIN20060515_225926_000000392047_00402_21999_9895.N1	15-MAY-2006 22:59:26	Bright	38.500	83		2.3780	11000.	77	21999	No
237	GOM_NL__2PRFIN20060515_230234_000000362047_00402_21999_9896.N1	15-MAY-2006 23:02:34	Bright	36.000	180	27Gam Boo	3.0400	8000.0	72	21999	No
238	GOM_NL__2PRFIN20060515_231116_000000422047_00402_21999_9897.N1	15-MAY-2006 23:11:16	Bright	41.500	119	14Eta Dra	2.7270	4700.0	83	21999	No
239	GOM_NL__2PRFIN20060515_231246_000000382047_00402_21999_9898.N1	15-MAY-2006 23:12:46	Bright	37.500	60	7Bet UMi	2.0810	3950.0	75	21999	No
240	GOM_NL__2PRFIN20060515_232520_000000532047_00402_21999_9899.N1	15-MAY-2006 23:25:20	Bright	53.000	76	27Gam Cas	2.3000	30000.	106	21999	No
241	GOM_NL__2PRFIN20060515_232634_000000372047_00402_21999_9900.N1	15-MAY-2006 23:26:34	Bright	37.000	68	18Alp Cas	2.2250	4500.0	74	21999	No
242	GOM_NL__2PRFIN20060515_233456_000000422047_00402_21999_9901.N1	15-MAY-2006 23:34:56	Bright	42.000	58	21Alp And	2.0730	11000.	84	21999	No
243	GOM_NL__2PRFIN20060515_233905_000000422047_00402_21999_9902.N1	15-MAY-2006 23:39:05	Twilight	42.000	140	88Gam Peg	2.8340	26000.	84	21999	No
244	GOM_NL__2PRFIN20060515_235420_000000502047_00402_21999_9903.N1	15-MAY-2006 23:54:20	Dark	49.500	18	24Alp PsA	1.1660	9700.0	99	21999	No
245	GOM_NL__2PRFIN20060515_235841_000000472047_00402_21999_9904.N1	15-MAY-2006 23:58:41	Dark	47.000	63	Bet Gru	2.1500	2800.0	94	21999	No

3. Quality information per product

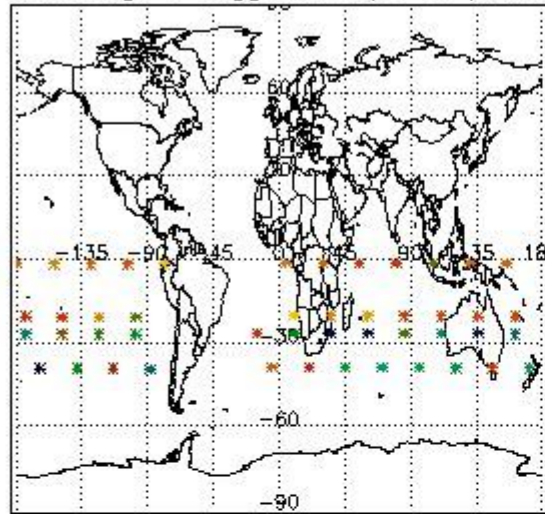
In this section it is plotted some information contained in the Quality Summary data set of the level 2 products. Only products in dark limb conditions and without errors (error flag in the MPH set to "0") are used.

3.1 Plot quality information per product (time dependant)

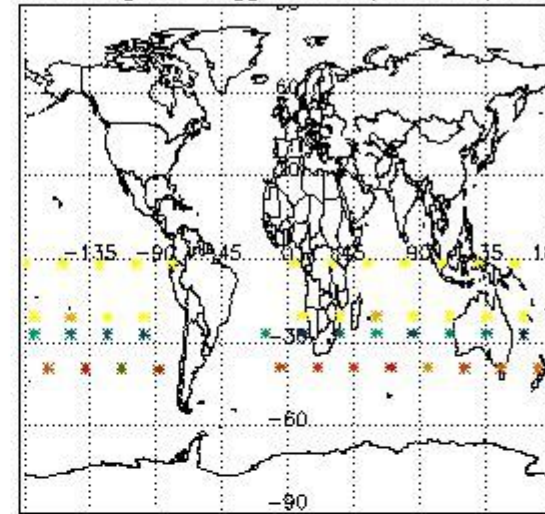


3.2 Plot quality information per product (world map)

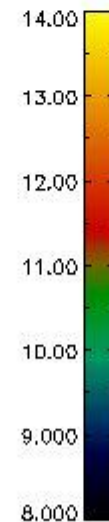
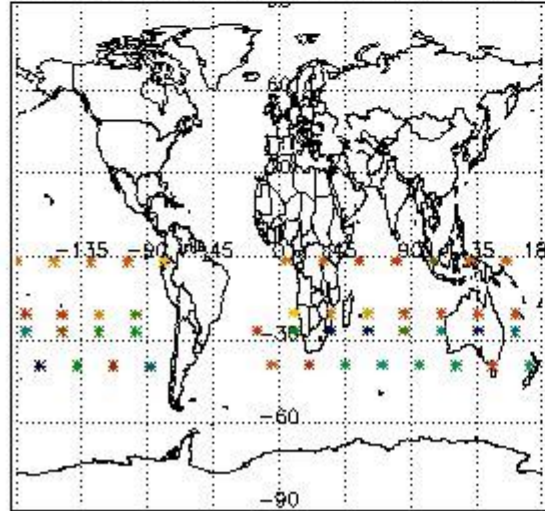
Percentage of flagged data per O3 profile



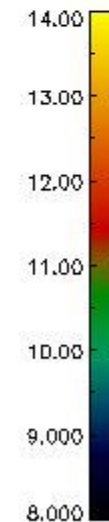
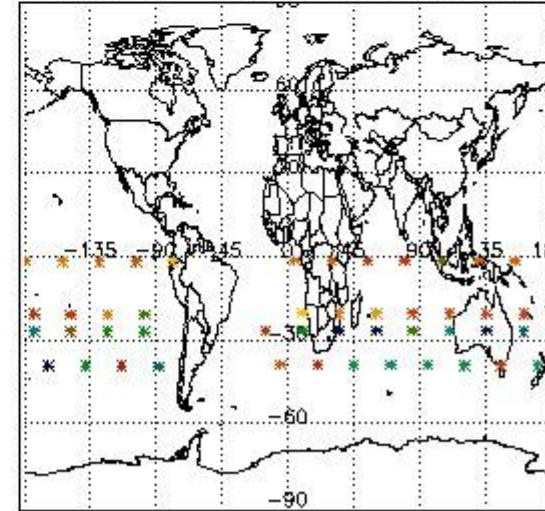
Percentage of flagged data per H2O profile



Percentage of flagged data per NO2 profile



Percentage of flagged data per NO3 profile

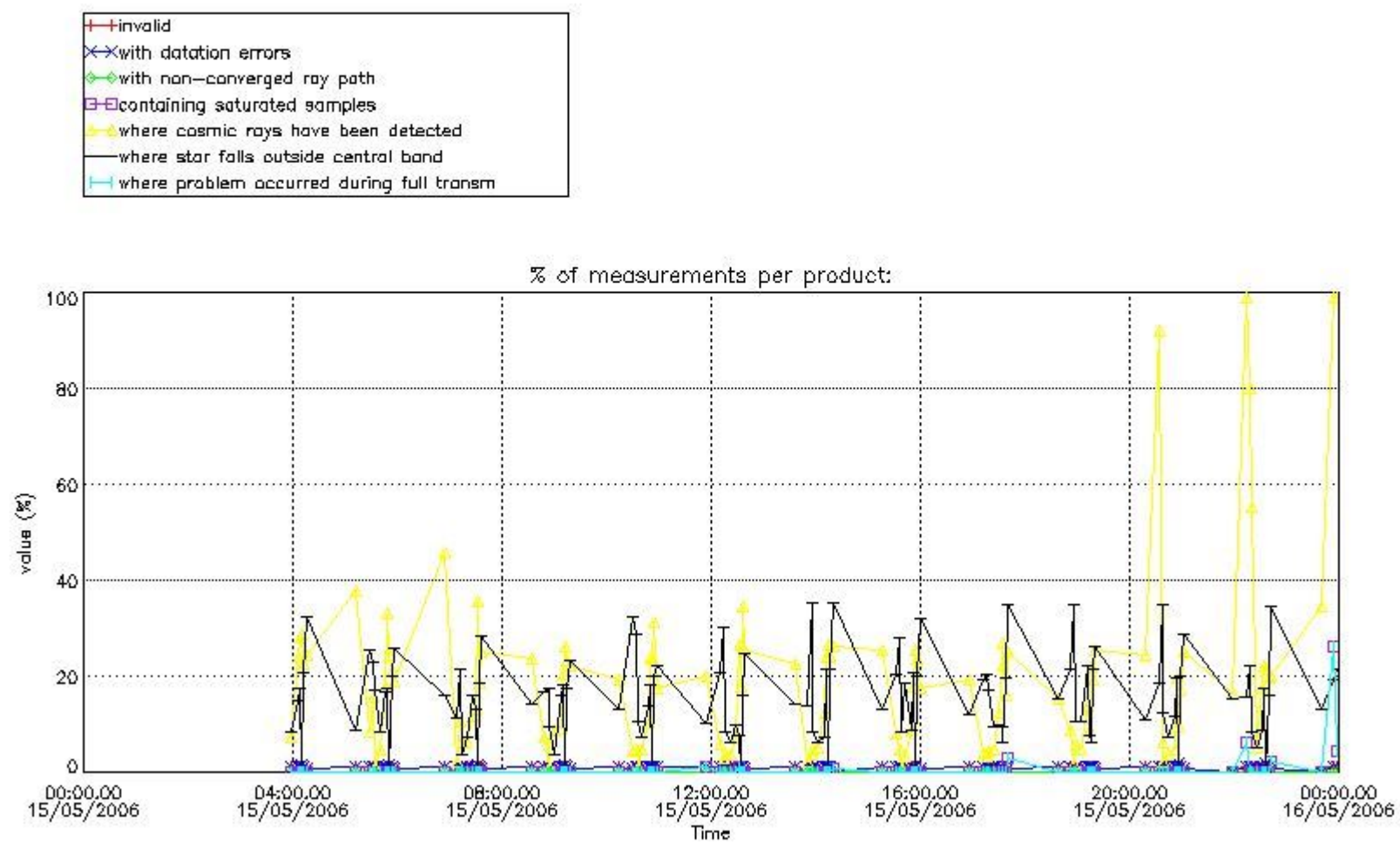


4. Level 1 quality information per product

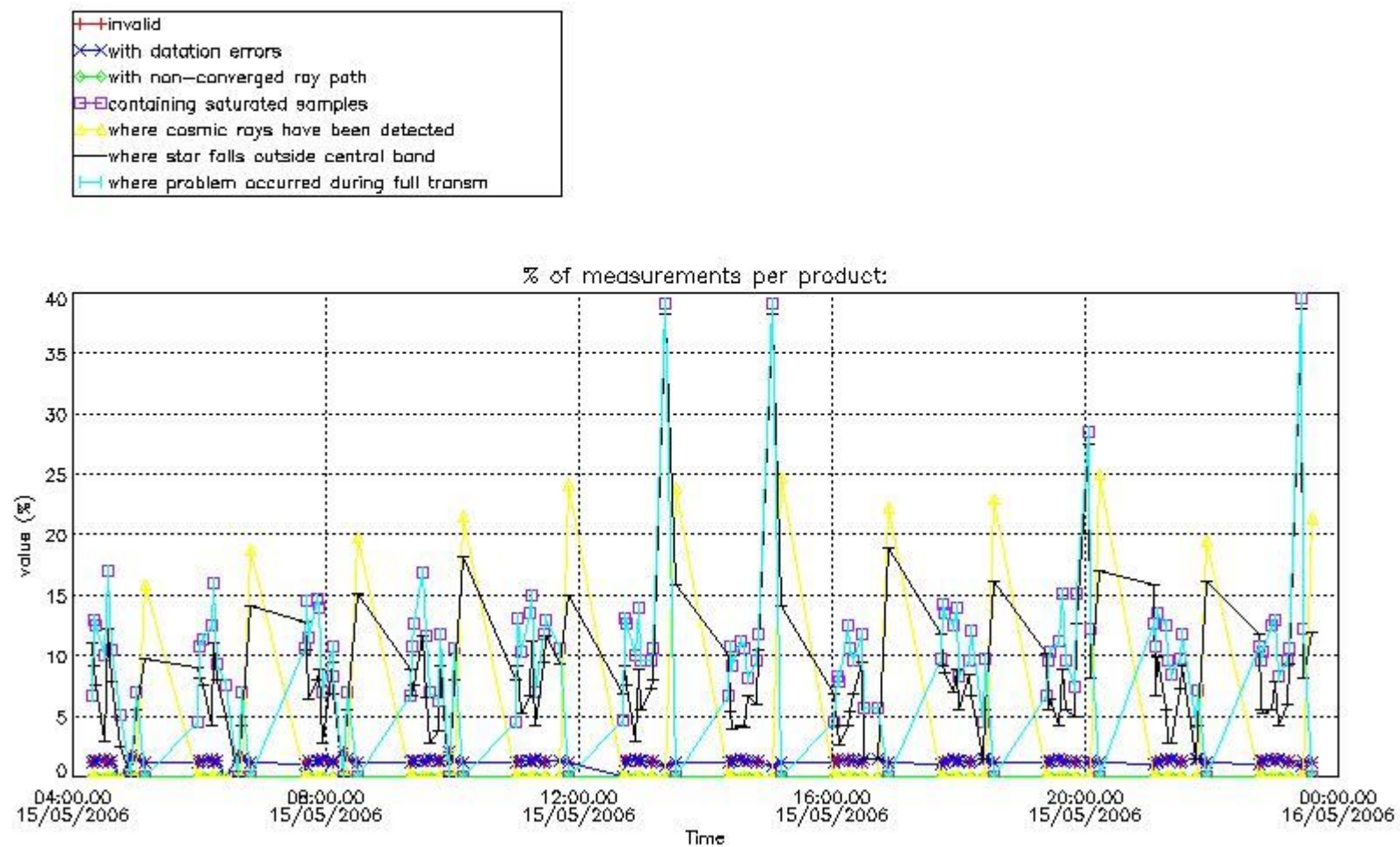
In this section it is plotted some information contained in the Quality Summary data set of the level 2 products that comes from the level 1b processing. Products without errors (error flag in the MPH set to "0") are used.

4.1 Plot quality information per product (time dependant) coming from level 1b processing

4.1.1 Plot level 1 quality information per product (time dependant): ENVISAT ASCENDING passes

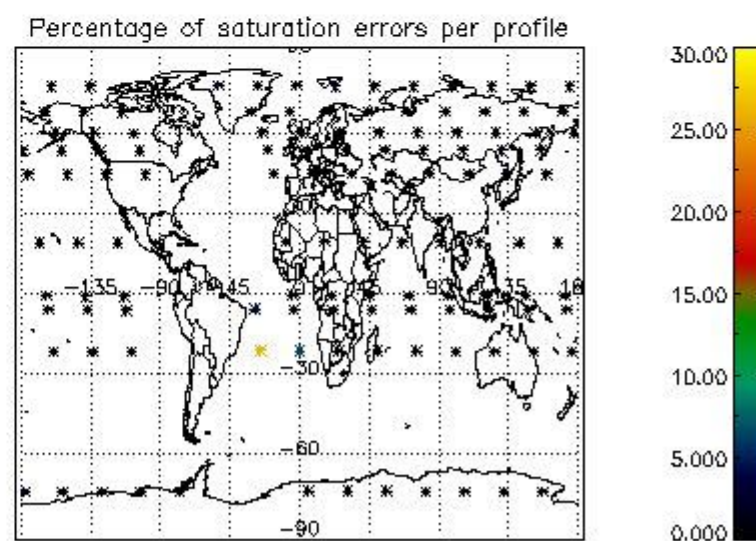
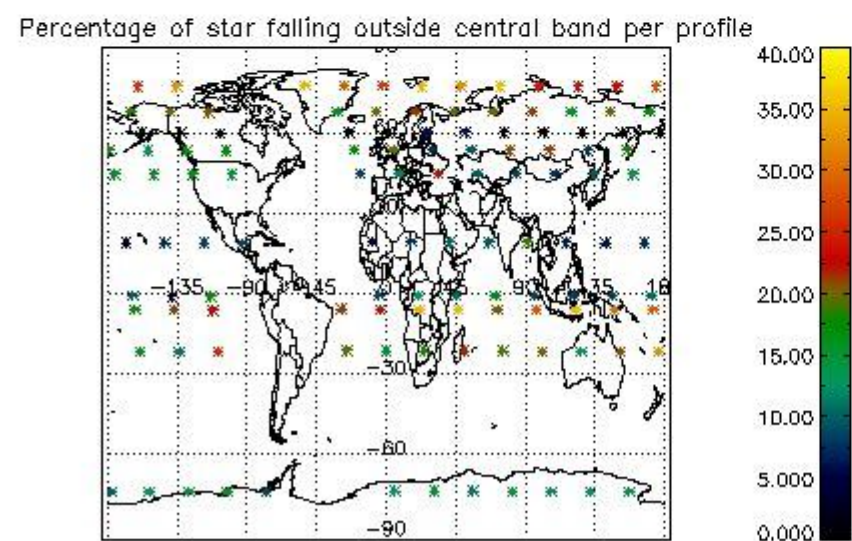
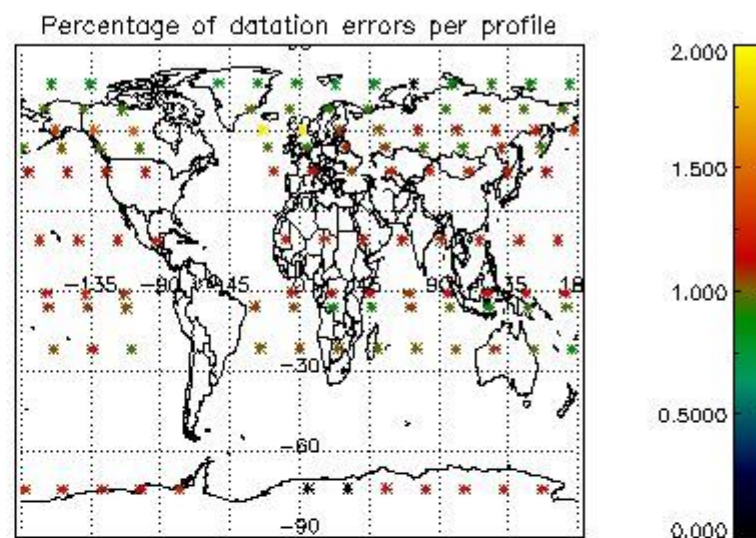
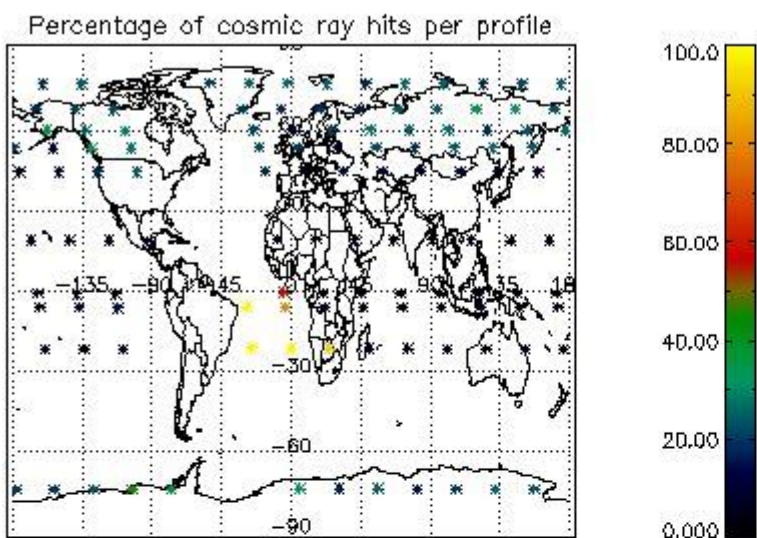


4.1.2 Plot level 1 quality information per product (time dependant): ENVI SAT DESCENDING passes

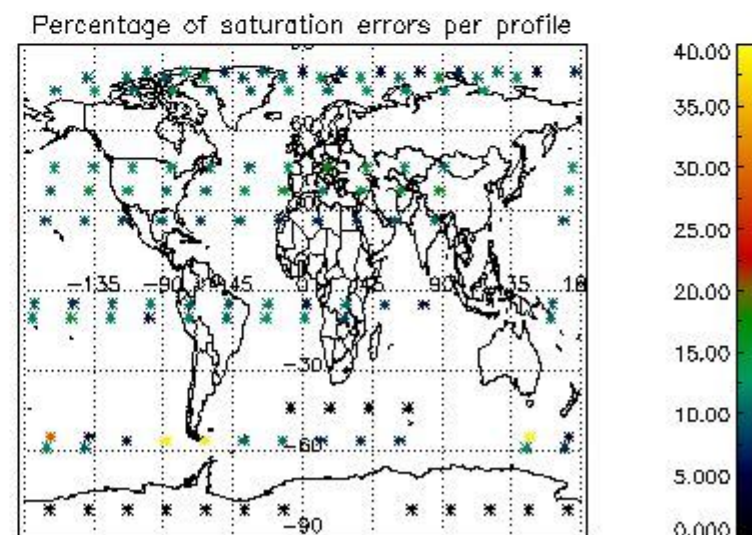
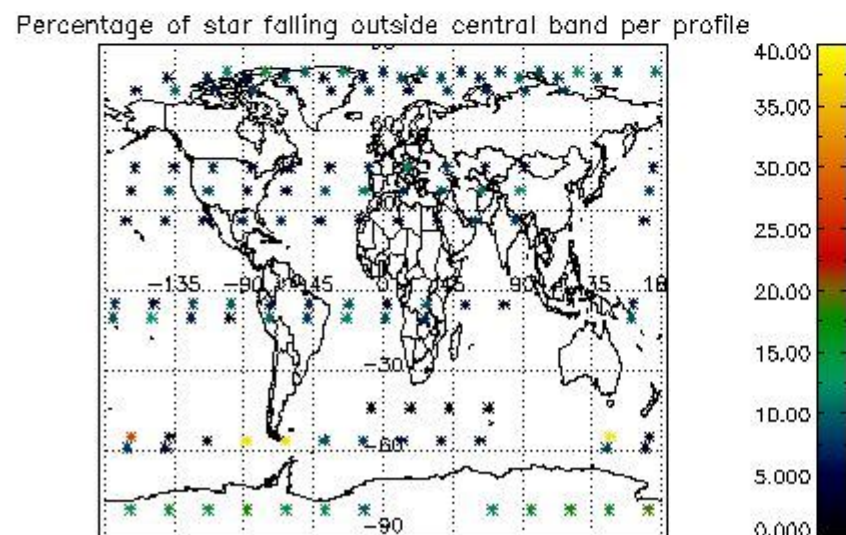
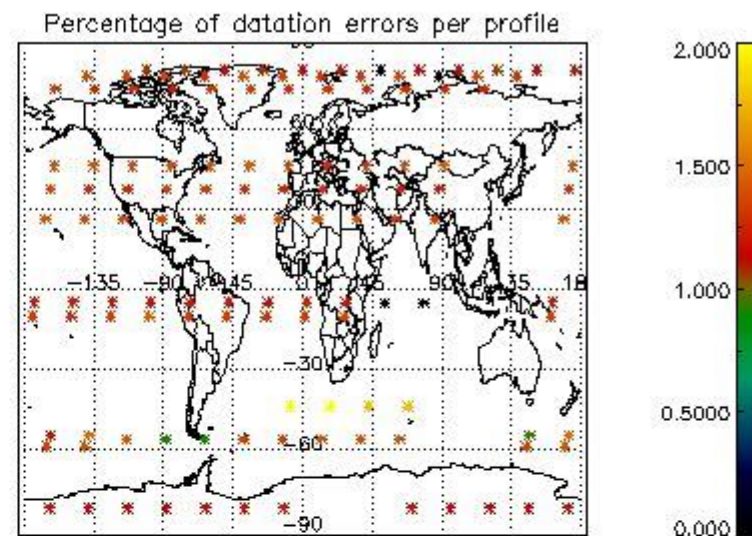
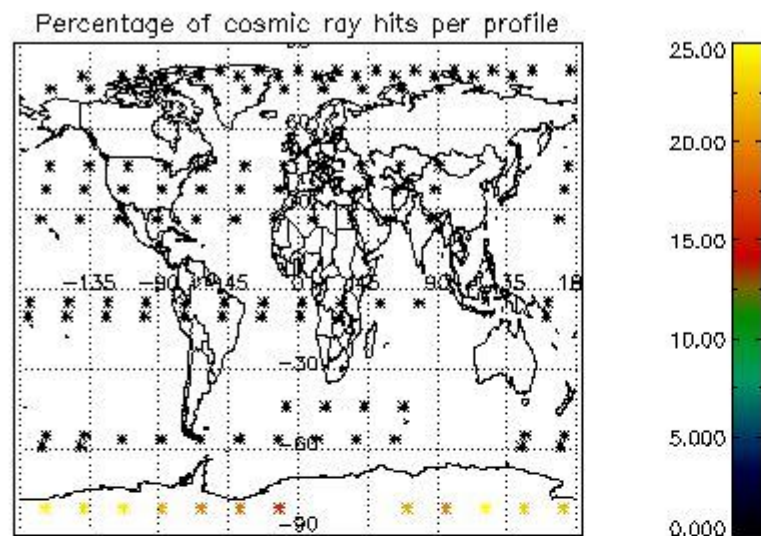


4.2 Plot quality information per product coming from level 1b processing (world map)

4.2.1 Plot level 1 quality information per product (world map): ENVISAT ASCENDING passes



4.2.2 Plot level 1 quality information per product (world map): ENVISAT DESCENDING passes



5. Trace gas profiles

5.1 Ozone statistics based on quality of products

The final quality of the products can be "measured" using the STD (Standard Deviation) attached to every point profile. This information is written to the parameter GOM_NL__2P/NL_LOCAL_SPECIES_DENSITY/o3_std of the level 2 products. The table below shows the statistics for given STD ranges.

The statistics are given with respect to the overall valid production:

- Products without fatal errors: GOM_NL__2P/MPH/PRODUCT_ERR=0
- Valid point profile: GOM_NL__2P/NL_LOCAL_SPECIES_DENSITY/pcd(0)=0

The 'Criteria' is applied to valid points of dark limb products:

- Products in dark limb illumination condition: GOM_NL__2P/NL_SUMMARY_QUALITY/obs_ill_cond=0
- Products without fatal errors: GOM_NL__2P/MPH/PRODUCT_ERR=0
- Valid point profile: GOM_NL__2P/NL_LOCAL_SPECIES_DENSITY/pcd(0)=0

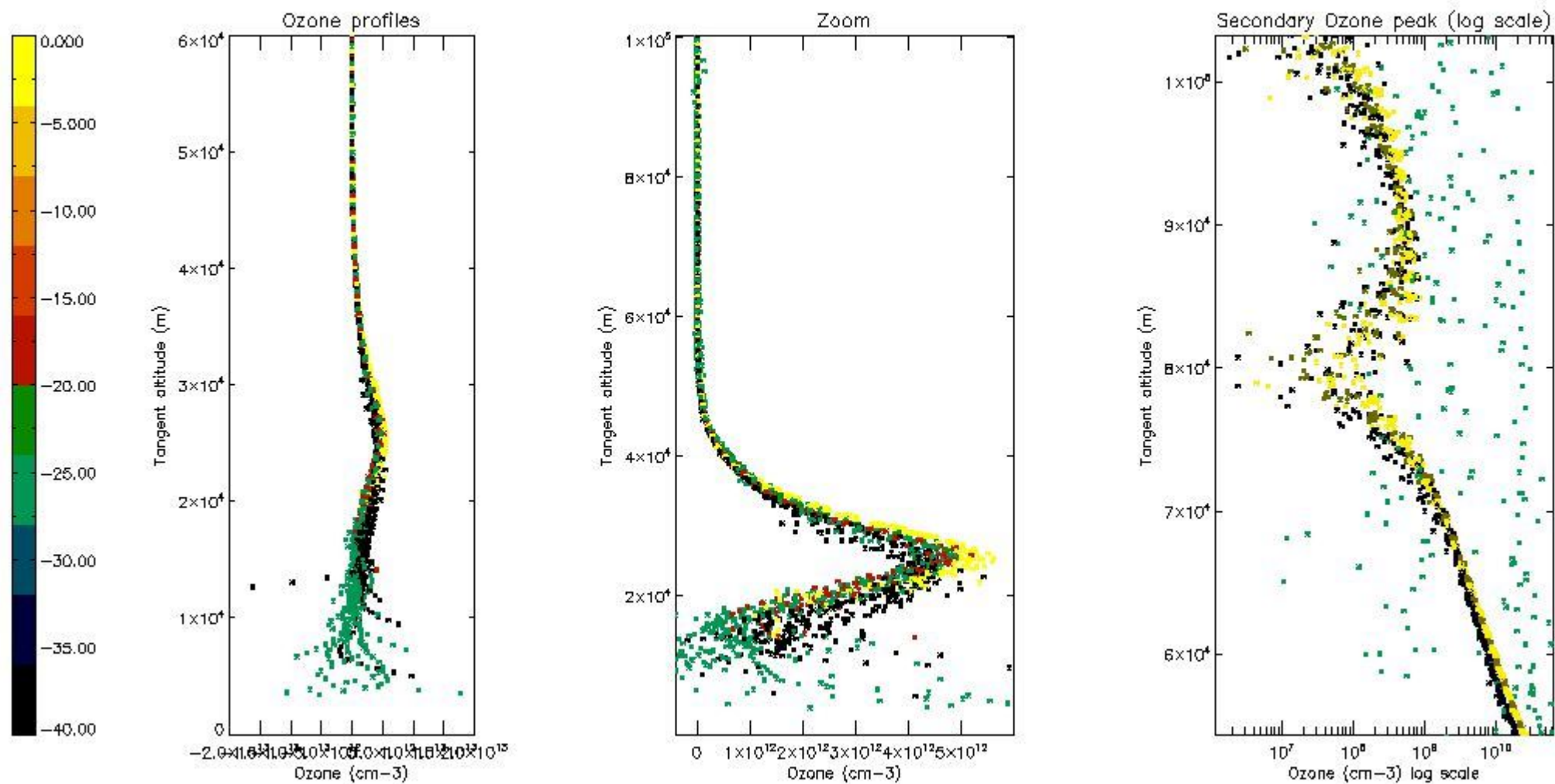
So, the table below shows the percentage of dark limb and valid observations for each criteria with respect to the overall valid daily observations.

Criteria	% of total production
All STD	21
STD < 20	12

STD < 10	10
STD < 5	8

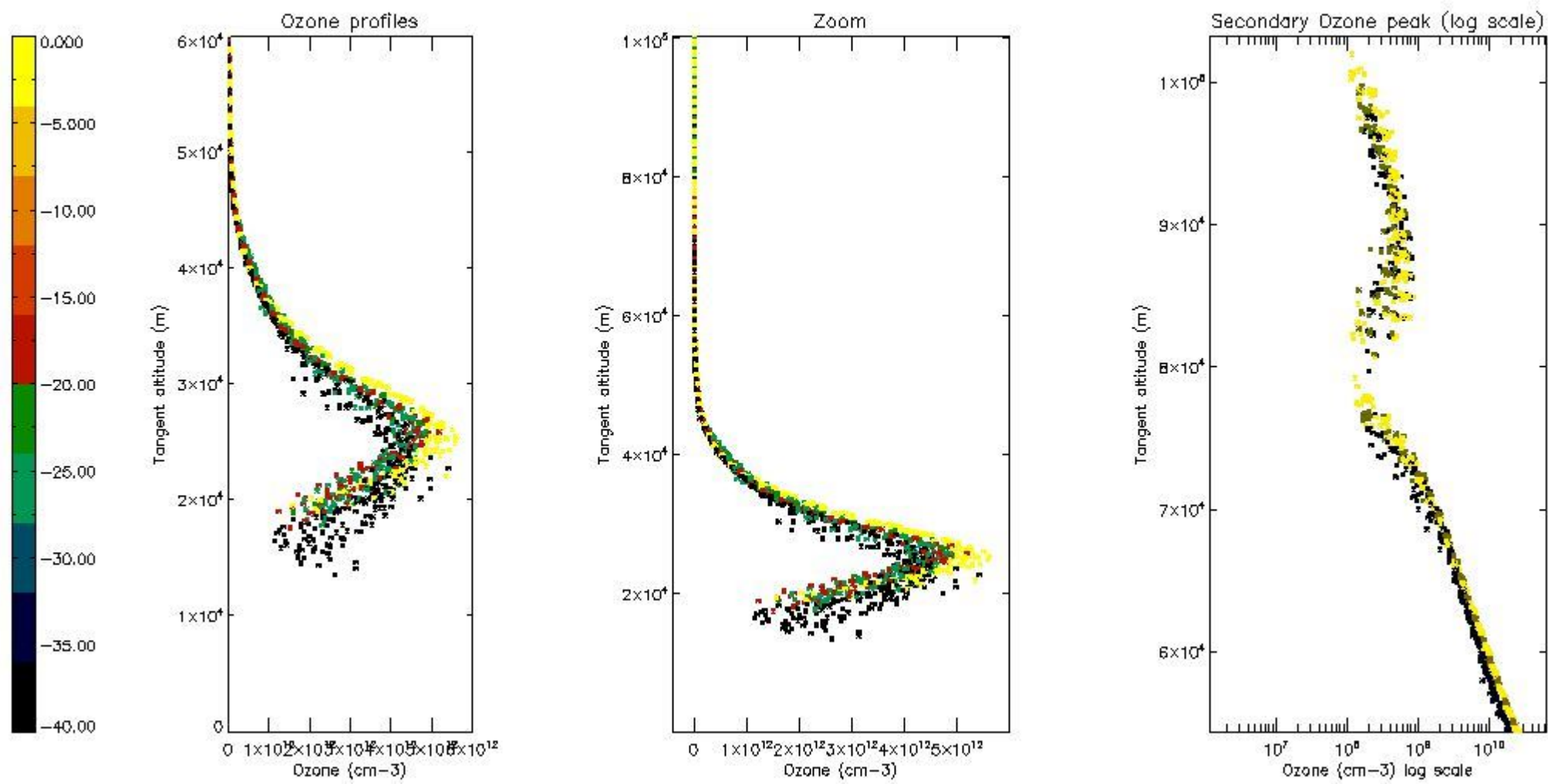
5.2 Plot ozone profiles for all STD (dark without errors)

The colorbar represents the latitude.



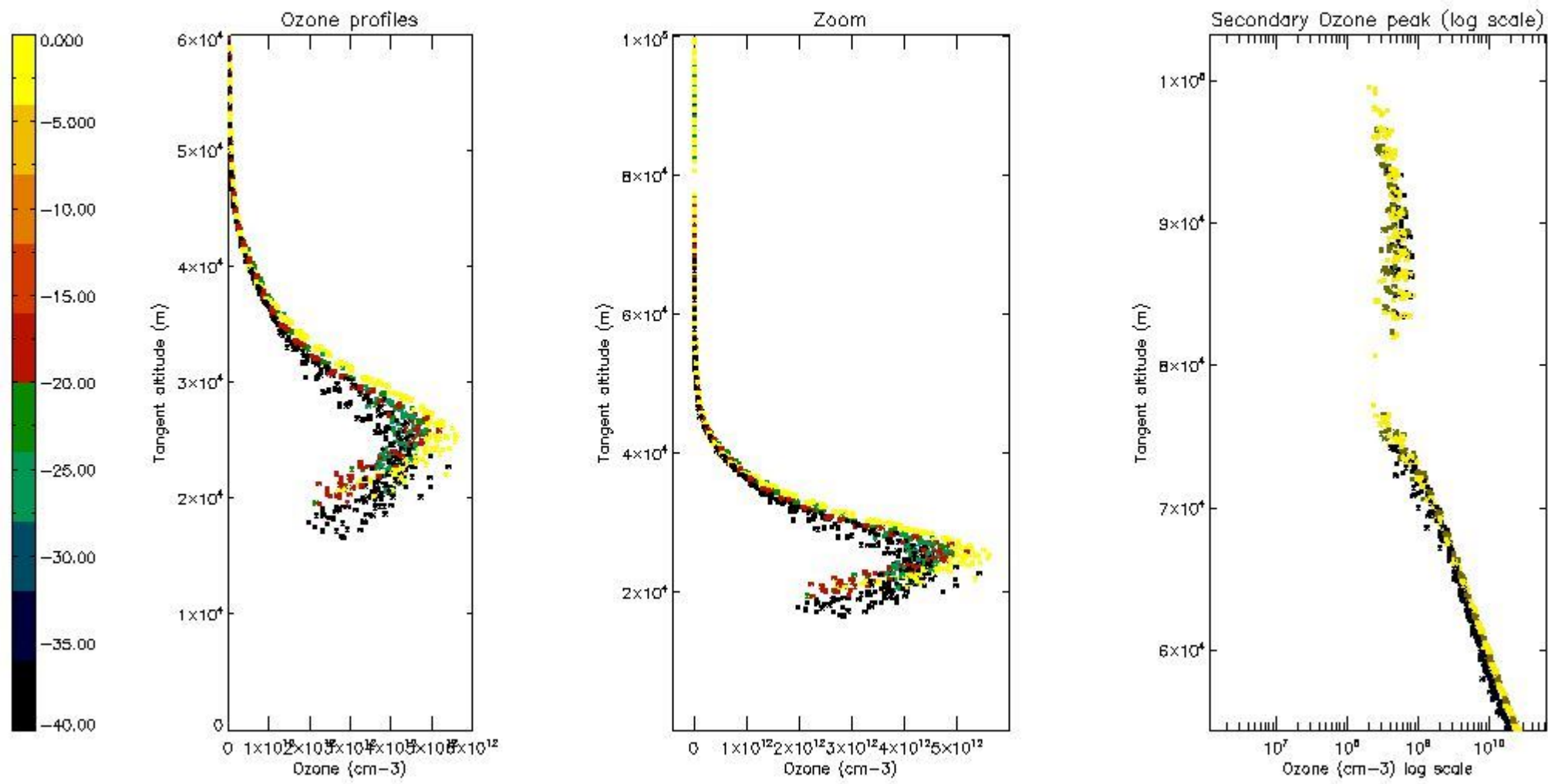
5.3 Plot ozone profiles where STD < 20% (dark without errors)

The colorbar represents the latitude.



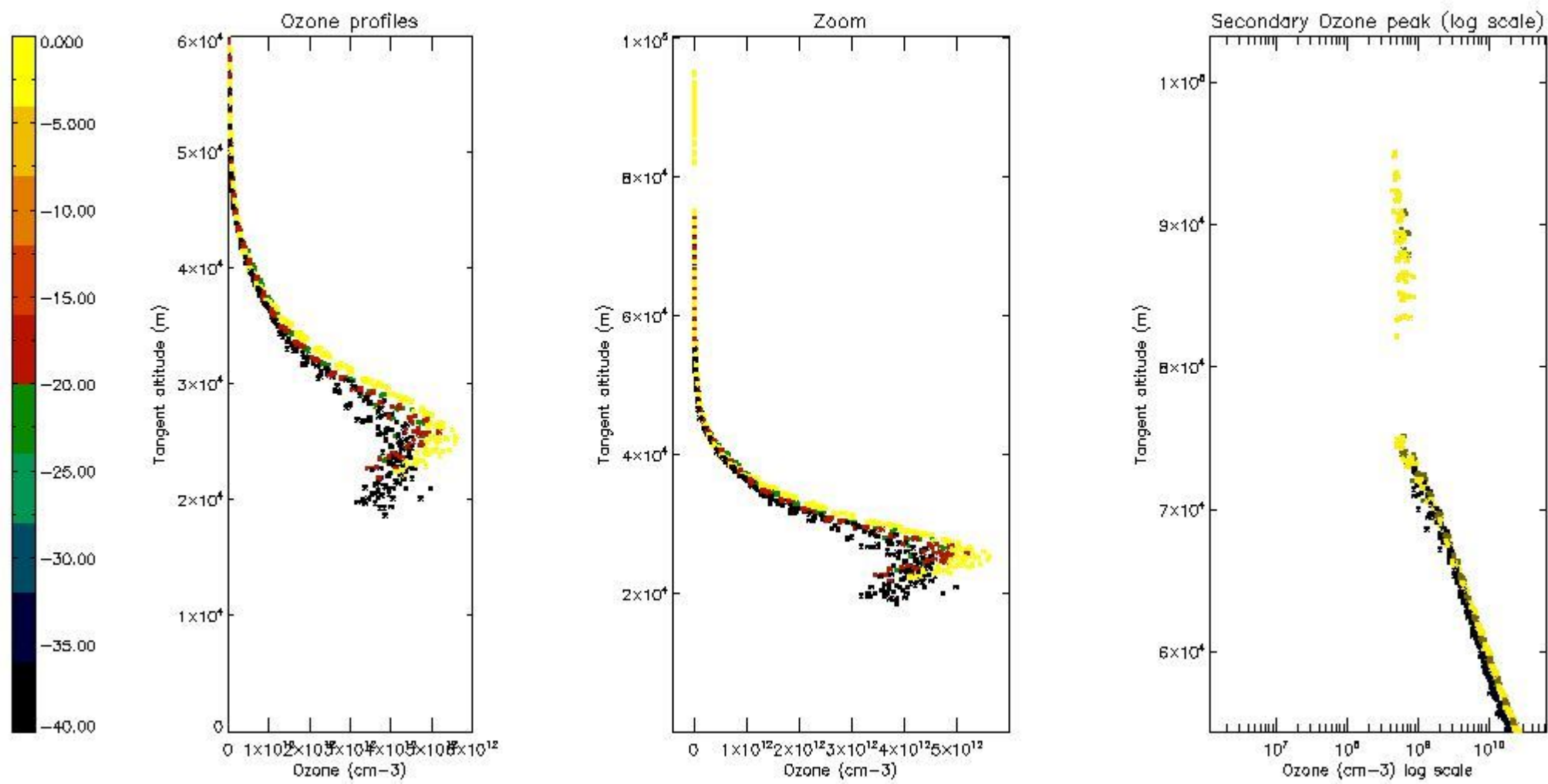
5.4 Plot ozone profiles where STD < 10% (dark without errors)

The colorbar represents the latitude.



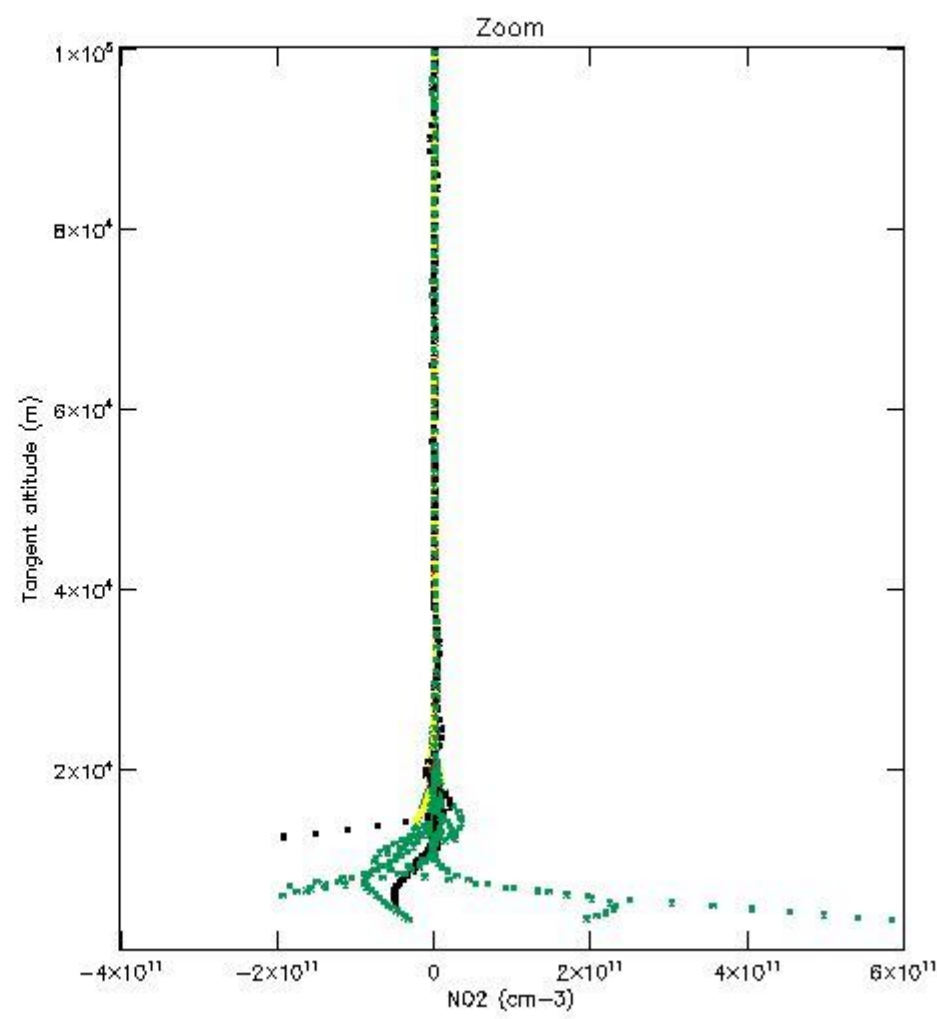
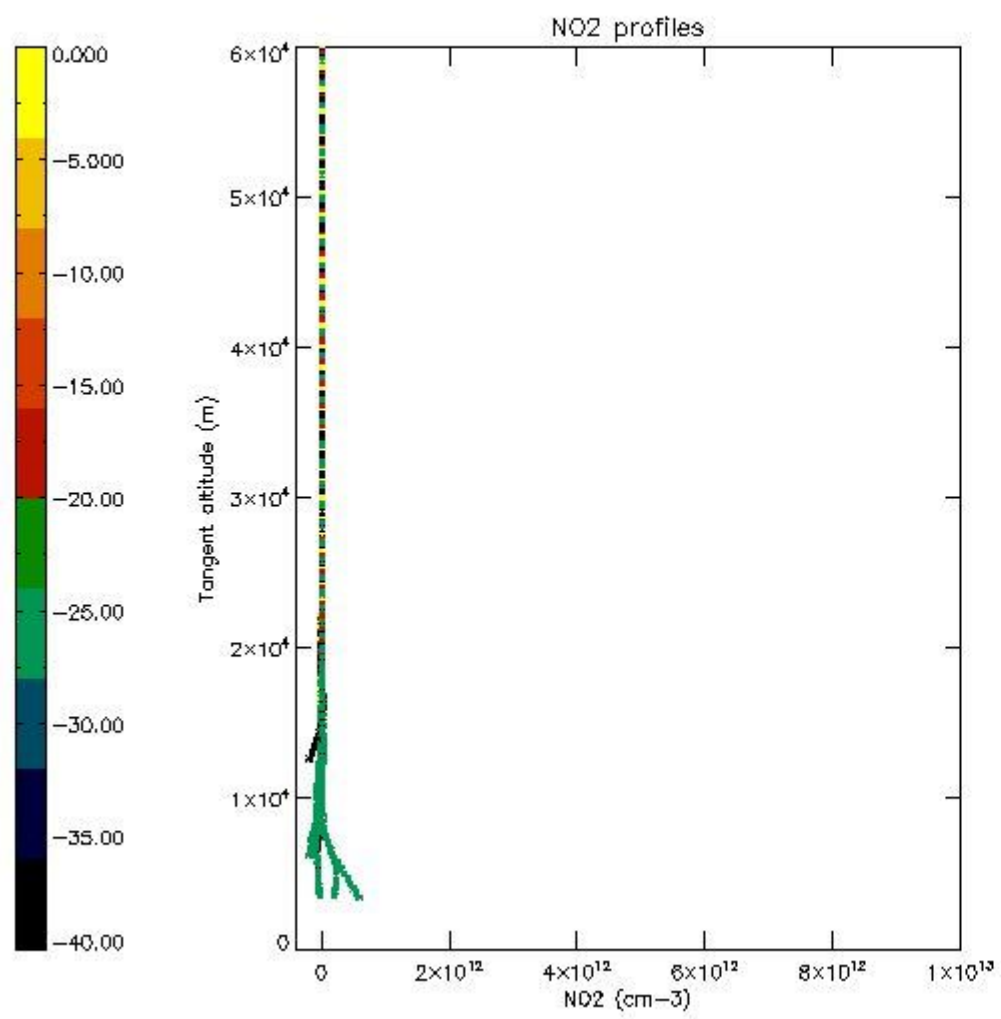
5.5 Plot ozone profiles where STD < 5% (dark without errors)

The colorbar represents the latitude.



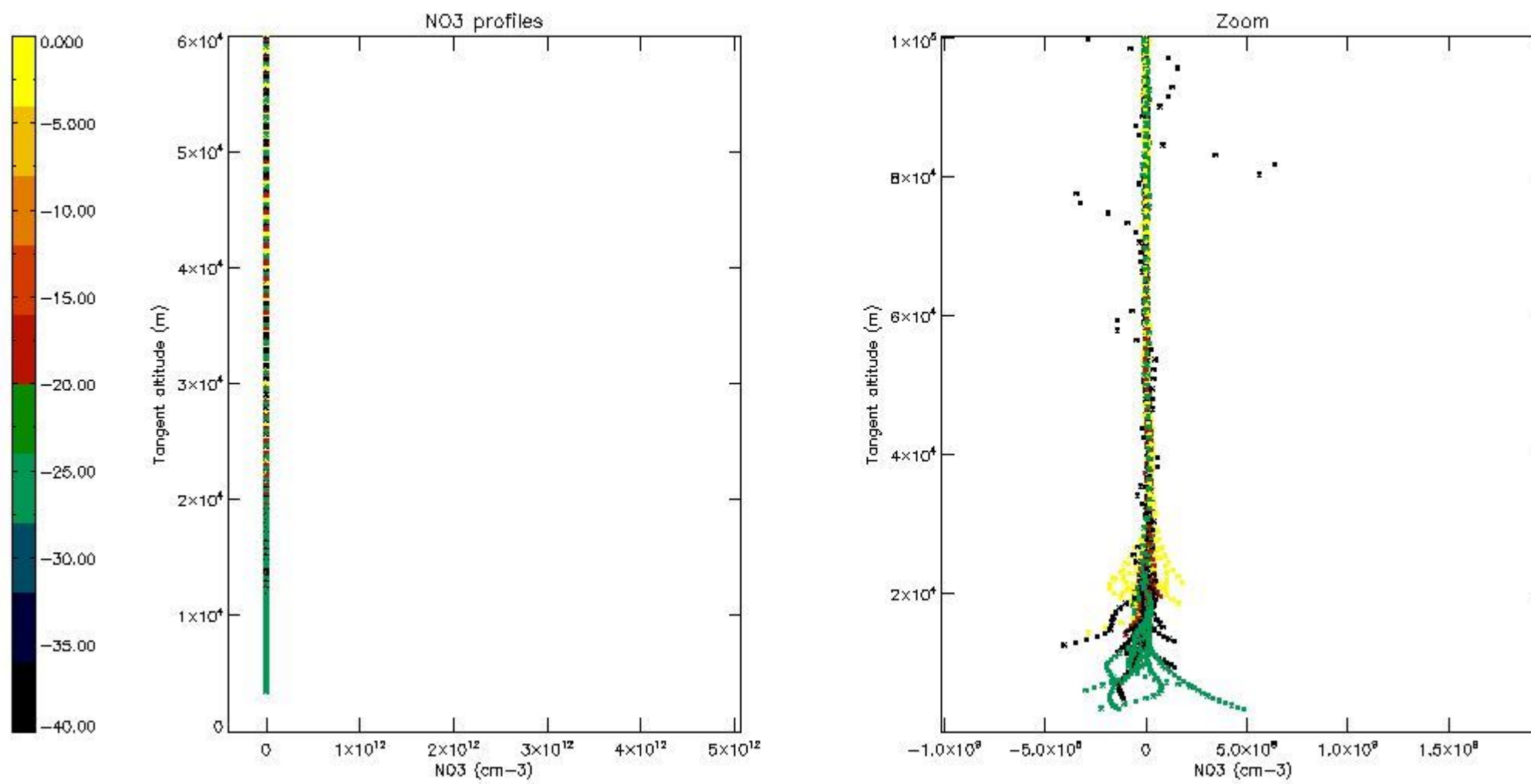
5.6 Plot NO₂ profiles for all STD (dark without errors)

The colorbar represents the latitude.



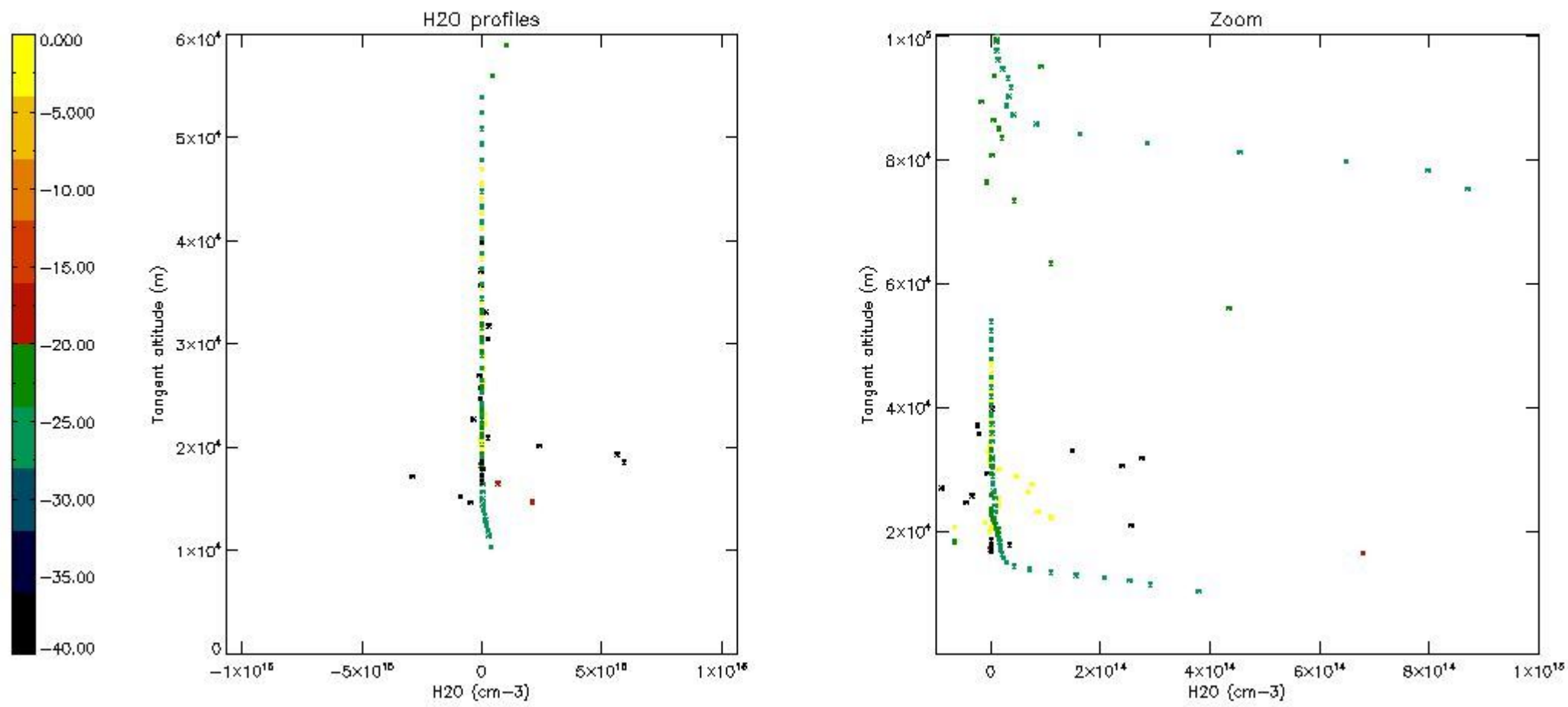
5.7 Plot NO3 profiles for all STD (dark without errors)

The colorbar represents the latitude.



5.8 Plot H₂O profiles for all STD (only for occultations of stars 1,2,3,4,13,14,16,26,63 dark without errors)

The colorbar represents the latitude.



6. Auxiliary Data Files used for the production reported in section 2

The number reported in the third column indicates since which file (see list in section 2) the corresponding auxiliary file has been used. The fourth column is the date of those product files.

Type	Auxiliary Filename	Used since product	Used since product date
INST_PHYS_CHARACTERISTICS	GOM_INS_AXVIEC20091111_143220_20030716_120000_20500101_000000	1	15-MAY-2006 03:58:24
LEVEL-2_PROC_CONFIG	GOM_PR2_AXVIEC20091111_152718_20020301_000000_20500101_000000	1	15-MAY-2006 03:58:24
CROSS_SECTIONS_FILE	GOM_CR2_AXVIEC20091111_154832_20020301_000000_20500101_000000	1	15-MAY-2006 03:58:24

GOMOS Level 2 Daily Report

SUMMARY

[1. General Info](#)

[2. Summary of processed GOM_NL_2P products](#)

[3. Level 2 Quality information per product](#)

[3.1 Plot of level 2 quality information per product \(time dependant\)](#)

[3.2 Plot of level 2 quality information per product \(world map\)](#)

[4. Level 1 Quality information per product \(stored on level 2 products\)](#)

[4.1 Plot of level 1 quality information per product \(time dependant\)](#)

[4.1.1 Plot of level 1 quality information per product \(time dependant\): ASCENDING](#)

[4.1.2 Plot of level 1 quality information per product \(time dependant\): DESCENDING](#)

[4.2 Plot of level 1 quality information per product \(world map\)](#)

[4.2.1 Plot of level 1 quality information per product \(world map\): ASCENDING](#)

[4.2.2 Plot of level 1 quality information per product \(world map\): DESCENDING](#)

[5. Ozone profiles based on quality statistics and other trace gas profiles](#)

[5.1 Ozone statistics based on quality of products](#)

[5.2 Plot ozone profiles for all STD \(dark without errors\)](#)

[5.3 Plot ozone profiles where STD < 20% \(dark without errors\)](#)

[5.4. Plot ozone profiles where STD < 10% \(dark without errors\)](#)

[5.5. Plot ozone profiles where STD < 5% \(dark without errors\)](#)

[5.6 Plot NO2 profiles for all STD \(dark without errors\)](#)

[5.7 Plot NO3 profiles for all STD \(dark without errors\)](#)

[5.8 Plot H2O profiles \(only for occultations of stars 1,2,3,4,13,14,16,26,63 dark without errors\) for all STD](#)

[6. Auxiliary Data Files used for the production reported in section 2](#)

This report presents the daily analysis on parameters extracted from GOMOS level 2 data (GOM_NL__2P). It is intended to monitor some important parameters that will impact the quality of these products. A list of level 2 products (and content) that have arrived during the reporting day to the PCF is also given.

Item	Value
Time of report generation	23APR2013 21:05:26
Data source version	GOMOS/6.01
Start time of products	15-05-2006 (15MAY2006 00:00:00)
Stop time of products	16-05-2006 (16MAY2006 00:00:00)
Store outputs in DB	Yes
Nb of level 2 prods	245
Nb of prods with errors	0

2. Summary of processed GOM_NL__2P products.

Nr	Filename	UTC Start time	Limb	Duration	Star Id	Star Name	Star Mag	Star Temp	Nb Meas	Orbit	Prod. error
1	GOM_NL__2PRFIN20060515_035824_000000422047_00391_21988_0116.N1	15-MAY-2006 03:58:24	Dark	41.500	45	Alp Pav	1.9400	26000.	83	21988	No
2	GOM_NL__2PRFIN20060515_040538_000000442047_00391_21988_9982.N1	15-MAY-2006 04:05:38	Straylight	43.500	141	Bet Ara	2.8400	4600.0	87	21988	No
3	GOM_NL__2PRFIN20060515_040810_000000522047_00391_21988_9983.N1	15-MAY-2006 04:08:10	Straylight	51.500	40	The Sco	1.8590	7100.0	103	21988	No
4	GOM_NL__2PRFIN20060515_041005_000000352047_00391_21988_9984.N1	15-MAY-2006 04:10:05	Straylight	35.000	115	34Ups Sco	2.6960	26000.	70	21988	No
5	GOM_NL__2PRFIN20060515_041225_000000542047_00391_21988_9985.N1	15-MAY-2006 04:12:25	Twilight	53.500	75	26Eps Sco	2.2910	4250.0	107	21988	No
6	GOM_NL__2PRFIN20060515_041533_000000642047_00391_21988_9986.N1	15-MAY-2006 04:15:33	Twilight	63.500	16	21Alp Sco	1.0200	3000.0	127	21988	No
7	GOM_NL__2PRFIN20060515_041812_000000452047_00391_21988_9987.N1	15-MAY-2006 04:18:12	Bright	45.000	97	8Bet1Sco	2.5610	30000.	90	21988	No
8	GOM_NL__2PRFIN20060515_042001_000000392047_00391_21988_9988.N1	15-MAY-2006 04:20:01	Bright	38.500	122	9Alp2Lib	2.7470	9700.0	77	21988	No
9	GOM_NL__2PRFIN20060515_042154_000000402047_00391_21988_9989.N1	15-MAY-2006 04:21:54	Bright	40.000	104	27Bet Lib	2.6140	13100.	80	21988	No
10	GOM_NL__2PRFIN20060515_043022_000000352047_00391_21988_9990.N1	15-MAY-2006 04:30:22	Bright	35.000	3	16Alp Boo	-0.050000	4250.0	70	21988	No
11	GOM_NL__2PRFIN20060515_043253_000000412047_00391_21988_9991.N1	15-MAY-2006 04:32:53	Bright	41.000	83		2.3780	11000.	82	21988	No
12	GOM_NL__2PRFIN20060515_043600_000000382047_00391_21988_9992.N1	15-MAY-2006 04:36:00	Bright	38.000	180	27Gam Boo	3.0400	8000.0	76	21988	No
13	GOM_NL__2PRFIN20060515_044446_000000402047_00391_21988_9993.N1	15-MAY-2006 04:44:46	Bright	39.500	119	14Eta Dra	2.7270	4700.0	79	21988	No
14	GOM_NL__2PRFIN20060515_045543_000000282047_00391_21988_9994.N1	15-MAY-2006 04:55:43	Twilight	28.000	89	5Alp Cep	2.4510	8000.0	56	21988	No
15	GOM_NL__2PRFIN20060515_045910_000000362047_00391_21988_9995.N1	15-MAY-2006 04:59:10	Bright	36.000	74	11Bet Cas	2.2680	6600.0	72	21988	No
16	GOM_NL__2PRFIN20060515_050819_000000412047_00391_21988_9996.N1	15-MAY-2006 05:08:19	Bright	41.000	58	21Alp And	2.0730	11000.	82	21988	No
17	GOM_NL__2PRFIN20060515_051227_000000402047_00391_21988_9997.N1	15-MAY-2006 05:12:27	Twilight	39.500	140	88Gam Peg	2.8340	26000.	79	21988	No
18	GOM_NL__2PRFIN20060515_052736_000000532047_00391_21988_9998.N1	15-MAY-2006 05:27:36	Dark	53.000	18	24Alp PsA	1.1660	9700.0	106	21988	No
19	GOM_NL__2PRFIN20060515_053159_000000482047_00391_21988_9999.N1	15-MAY-2006 05:31:59	Dark	48.000	63	Bet Gru	2.1500	2800.0	96	21988	No
20	GOM_NL__2PRFIN20060515_053326_000000472047_00391_21988_0000.N1	15-MAY-2006 05:33:26	Dark	46.500	31	Alp Gru	1.7340	15200.	93	21988	No
21	GOM_NL__2PRFIN20060515_053901_000000422047_00392_21989_9982.N1	15-MAY-2006 05:39:01	Dark	41.500	45	Alp Pav	1.9400	26000.	83	21989	No
22	GOM_NL__2PRFIN20060515_054615_000000452047_00392_21989_9983.N1	15-MAY-2006 05:46:15	Straylight	45.000	141	Bet Ara	2.8400	4600.0	90	21989	No
23	GOM_NL__2PRFIN20060515_054846_000000522047_00392_21989_9984.N1	15-MAY-2006 05:48:46	Straylight	51.500	40	The Sco	1.8590	7100.0	103	21989	No
24	GOM_NL__2PRFIN20060515_055041_000000352047_00392_21989_9985.N1	15-MAY-2006 05:50:41	Straylight	35.000	115	34Ups Sco	2.6960	26000.	70	21989	No
25	GOM_NL__2PRFIN20060515_055301_000000532047_00392_21989_9986.N1	15-MAY-2006 05:53:01	Twilight	52.500	75	26Eps Sco	2.2910	4250.0	105	21989	No
26	GOM_NL__2PRFIN20060515_055609_000000582047_00392_21989_9987.N1	15-MAY-2006 05:56:09	Twilight	58.000	16	21Alp Sco	1.0200	3000.0	116	21989	No
27	GOM_NL__2PRFIN20060515_055848_000000452047_00392_21989_9988.N1	15-MAY-2006 05:58:48	Bright	44.500	97	8Bet1Sco	2.5610	30000.	89	21989	No
28	GOM_NL__2PRFIN20060515_060037_000000372047_00392_21989_9989.N1	15-MAY-2006 06:00:37	Bright	37.000	122	9Alp2Lib	2.7470	9700.0	74	21989	No
29	GOM_NL__2PRFIN20060515_060230_000000402047_00392_21989_9990.N1	15-MAY-2006 06:02:30	Bright	39.500	104	27Bet Lib	2.6140	13100.	79	21989	No
30	GOM_NL__2PRFIN20060515_061058_000000362047_00392_21989_9991.N1	15-MAY-2006 06:10:58	Bright	36.000	3	16Alp Boo	-0.050000	4250.0	72	21989	No
31	GOM_NL__2PRFIN20060515_061328_000000412047_00392_21989_9992.N1	15-MAY-2006 06:13:28	Bright	40.500	83		2.3780	11000.	81	21989	No
32	GOM_NL__2PRFIN20060515_061636_000000382047_00392_21989_9993.N1	15-MAY-2006 06:16:36	Bright	37.500	180	27Gam Boo	3.0400	8000.0	75	21989	No
33	GOM_NL__2PRFIN20060515_062522_000000402047_00392_21989_9994.N1	15-MAY-2006 06:25:22	Bright	40.000	119	14Eta Dra	2.7270	4700.0	80	21989	No
34	GOM_NL__2PRFIN20060515_063618_000000282047_00392_21989_9995.N1	15-MAY-2006 06:36:18	Twilight	28.000	89	5Alp Cep	2.4510	8000.0	56	21989	No
35	GOM_NL__2PRFIN20060515_063946_000000362047_00392_21989_9996.N1	15-MAY-2006 06:39:46	Bright	36.000	74	11Bet Cas	2.2680	6600.0	72	21989	No
36	GOM_NL__2PRFIN20060515_064856_000000432047_00392_21989_9997.N1	15-MAY-2006 06:48:56	Bright	42.500	58	21Alp And	2.0730	11000.	85	21989	No
37	GOM_NL__2PRFIN20060515_065303_000000442047_00392_21989_9998.N1	15-MAY-2006 06:53:03	Twilight	43.500	140	88Gam Peg	2.8340	26000.	87	21989	No
38	GOM_NL__2PRFIN20060515_070813_000000452047_00392_21989_9999.N1	15-MAY-2006 07:08:13	Dark	45.000	18	24Alp PsA	1.1660	9700.0	90	21989	No
39	GOM_NL__2PRFIN20060515_071236_000000472047_00392_21989_0000.N1	15-MAY-2006 07:12:36	Dark	47.000	63	Bet Gru	2.1500	2800.0	94	21989	No
40	GOM_NL__2PRFIN20060515_071403_000000402047_00392_21989_0001.N1	15-MAY-2006 07:14:03	Dark	40.000	31	Alp Gru	1.7340	15200.	80	21989	No
41	GOM_NL__2PRFIN20060515_071937_000000412047_00393_21990_9983.N1	15-MAY-2006 07:19:37	Dark	41.000	45	Alp Pav	1.9400	26000.	82	21990	No
42	GOM_NL__2PRFIN20060515_072651_000000442047_00393_21990_9984.N1	15-MAY-2006 07:26:51	Straylight	43.500	141	Bet Ara	2.8400	4600.0	87	21990	No

43	GOM_NL__2PRFIN20060515_072923_000000492047_00393_21990_9985.N1	15-MAY-2006 07:29:23	Straylight	49.000	40	The Sco	1.8590	7100.0	98	21990	No
44	GOM_NL__2PRFIN20060515_073118_000000382047_00393_21990_9986.N1	15-MAY-2006 07:31:18	Straylight	38.000	115	34Ups Sco	2.6960	26000.	76	21990	No
45	GOM_NL__2PRFIN20060515_073338_000000522047_00393_21990_9987.N1	15-MAY-2006 07:33:38	Twi_and_stray	51.500	75	26Eps Sco	2.2910	4250.0	103	21990	No
46	GOM_NL__2PRFIN20060515_073646_000000602047_00393_21990_9988.N1	15-MAY-2006 07:36:46	Twi_and_stray	60.000	16	21Alp Sco	1.0200	3000.0	120	21990	No
47	GOM_NL__2PRFIN20060515_073924_000000472047_00393_21990_9989.N1	15-MAY-2006 07:39:24	Bright	47.000	97	8Bet1Sco	2.5610	30000.	94	21990	No
48	GOM_NL__2PRFIN20060515_074113_000000382047_00393_21990_9990.N1	15-MAY-2006 07:41:13	Bright	38.000	122	9Alp2Lib	2.7470	9700.0	76	21990	No
49	GOM_NL__2PRFIN20060515_074306_000000392047_00393_21990_9991.N1	15-MAY-2006 07:43:06	Bright	39.000	104	27Bet Lib	2.6140	13100.	78	21990	No
50	GOM_NL__2PRFIN20060515_075134_000000382047_00393_21990_9992.N1	15-MAY-2006 07:51:34	Bright	37.500	3	16Alp Boo	-0.050000	4250.0	75	21990	No
51	GOM_NL__2PRFIN20060515_075404_000000402047_00393_21990_9993.N1	15-MAY-2006 07:54:04	Bright	39.500	83		2.3780	11000.	79	21990	No
52	GOM_NL__2PRFIN20060515_075712_000000362047_00393_21990_9994.N1	15-MAY-2006 07:57:12	Bright	35.500	180	27Gam Boo	3.0400	8000.0	71	21990	No
53	GOM_NL__2PRFIN20060515_080557_000000422047_00393_21990_9995.N1	15-MAY-2006 08:05:57	Bright	42.000	119	14Eta Dra	2.7270	4700.0	84	21990	No
54	GOM_NL__2PRFIN20060515_080724_000000372047_00393_21990_9996.N1	15-MAY-2006 08:07:24	Bright	36.500	60	7Bet UMi	2.0810	3950.0	73	21990	No
55	GOM_NL__2PRFIN20060515_081654_000000252047_00393_21990_9997.N1	15-MAY-2006 08:16:54	Twi_and_stray	25.000	89	5Alp Cep	2.4510	8000.0	50	21990	No
56	GOM_NL__2PRFIN20060515_082022_000000362047_00393_21990_9998.N1	15-MAY-2006 08:20:22	Bright	36.000	74	11Bet Cas	2.2680	6600.0	72	21990	No
57	GOM_NL__2PRFIN20060515_082932_000000432047_00393_21990_9999.N1	15-MAY-2006 08:29:32	Bright	43.000	58	21Alp And	2.0730	11000.	86	21990	No
58	GOM_NL__2PRFIN20060515_083339_000000432047_00393_21990_0000.N1	15-MAY-2006 08:33:39	Twilight	42.500	140	88Gam Peg	2.8340	26000.	85	21990	No
59	GOM_NL__2PRFIN20060515_084850_000000482047_00393_21990_0001.N1	15-MAY-2006 08:48:50	Dark	48.000	18	24Alp PsA	1.1660	9700.0	96	21990	No
60	GOM_NL__2PRFIN20060515_085312_000000462047_00393_21990_0002.N1	15-MAY-2006 08:53:12	Dark	45.500	63	Bet Gru	2.1500	2800.0	91	21990	No
61	GOM_NL__2PRFIN20060515_085440_000000432047_00393_21990_0003.N1	15-MAY-2006 08:54:40	Dark	42.500	31	Alp Gru	1.7340	15200.	85	21990	No
62	GOM_NL__2PRFIN20060515_090014_000000402047_00394_21991_9984.N1	15-MAY-2006 09:00:14	Dark	40.000	45	Alp Pav	1.9400	26000.	80	21991	No
63	GOM_NL__2PRFIN20060515_090728_000000442047_00394_21991_9985.N1	15-MAY-2006 09:07:28	Straylight	44.000	141	Bet Ara	2.8400	4600.0	88	21991	No
64	GOM_NL__2PRFIN20060515_091000_000000522047_00394_21991_9986.N1	15-MAY-2006 09:10:00	Straylight	52.000	40	The Sco	1.8590	7100.0	104	21991	No
65	GOM_NL__2PRFIN20060515_091155_000000382047_00394_21991_9987.N1	15-MAY-2006 09:11:55	Straylight	38.000	115	34Ups Sco	2.6960	26000.	76	21991	No
66	GOM_NL__2PRFIN20060515_091414_000000522047_00394_21991_9988.N1	15-MAY-2006 09:14:14	Twi_and_stray	51.500	75	26Eps Sco	2.2910	4250.0	103	21991	No
67	GOM_NL__2PRFIN20060515_091722_000000562047_00394_21991_9989.N1	15-MAY-2006 09:17:22	Twi_and_stray	56.000	16	21Alp Sco	1.0200	3000.0	112	21991	No
68	GOM_NL__2PRFIN20060515_092000_000000452047_00394_21991_9990.N1	15-MAY-2006 09:20:00	Bright	45.000	97	8Bet1Sco	2.5610	30000.	90	21991	No
69	GOM_NL__2PRFIN20060515_092149_000000372047_00394_21991_9991.N1	15-MAY-2006 09:21:49	Bright	37.000	122	9Alp2Lib	2.7470	9700.0	74	21991	No
70	GOM_NL__2PRFIN20060515_092342_000000402047_00394_21991_9992.N1	15-MAY-2006 09:23:42	Bright	39.500	104	27Bet Lib	2.6140	13100.	79	21991	No
71	GOM_NL__2PRFIN20060515_093210_000000392047_00394_21991_9993.N1	15-MAY-2006 09:32:10	Bright	38.500	3	16Alp Boo	-0.050000	4250.0	77	21991	No
72	GOM_NL__2PRFIN20060515_093440_000000392047_00394_21991_9994.N1	15-MAY-2006 09:34:40	Bright	38.500	83		2.3780	11000.	77	21991	No
73	GOM_NL__2PRFIN20060515_093748_000000362047_00394_21991_9995.N1	15-MAY-2006 09:37:48	Bright	35.500	180	27Gam Boo	3.0400	8000.0	71	21991	No
74	GOM_NL__2PRFIN20060515_094633_000000402047_00394_21991_9996.N1	15-MAY-2006 09:46:33	Bright	40.000	119	14Eta Dra	2.7270	4700.0	80	21991	No
75	GOM_NL__2PRFIN20060515_094800_000000382047_00394_21991_9997.N1	15-MAY-2006 09:48:00	Bright	38.000	60	7Bet UMi	2.0810	3950.0	76	21991	No
76	GOM_NL__2PRFIN20060515_095729_000000252047_00394_21991_9998.N1	15-MAY-2006 09:57:29	Twi_and_stray	25.000	89	5Alp Cep	2.4510	8000.0	50	21991	No
77	GOM_NL__2PRFIN20060515_100058_000000382047_00394_21991_9999.N1	15-MAY-2006 10:00:58	Bright	37.500	74	11Bet Cas	2.2680	6600.0	75	21991	No
78	GOM_NL__2PRFIN20060515_101008_000000442047_00394_21991_0000.N1	15-MAY-2006 10:10:08	Bright	44.000	58	21Alp And	2.0730	11000.	88	21991	No
79	GOM_NL__2PRFIN20060515_101416_000000422047_00394_21991_0001.N1	15-MAY-2006 10:14:16	Twilight	41.500	140	88Gam Peg	2.8340	26000.	83	21991	No
80	GOM_NL__2PRFIN20060515_102926_000000592047_00394_21991_0002.N1	15-MAY-2006 10:29:26	Dark	58.500	18	24Alp PsA	1.1660	9700.0	117	21991	No
81	GOM_NL__2PRFIN20060515_103349_000000522047_00394_21991_0003.N1	15-MAY-2006 10:33:49	Dark	52.000	63	Bet Gru	2.1500	2800.0	104	21991	No
82	GOM_NL__2PRFIN20060515_103516_000000432047_00394_21991_0004.N1	15-MAY-2006 10:35:16	Dark	43.000	31	Alp Gru	1.7340	15200.	86	21991	No
83	GOM_NL__2PRFIN20060515_104051_000000412047_00395_21992_9985.N1	15-MAY-2006 10:40:51	Dark	41.000	45	Alp Pav	1.9400	26000.	82	21992	No
84	GOM_NL__2PRFIN20060515_104804_000000442047_00395_21992_9986.N1	15-MAY-2006 10:48:04	Straylight	43.500	141	Bet Ara	2.8400	4600.0	87	21992	No
85	GOM_NL__2PRFIN20060515_105036_000000522047_00395_21992_9987.N1	15-MAY-2006 10:50:36	Straylight	52.000	40	The Sco	1.8590	7100.0	104	21992	No
86	GOM_NL__2PRFIN20060515_105231_000000422047_00395_21992_9988.N1	15-MAY-2006 10:52:31	Straylight	42.000	115	34Ups Sco	2.6960	26000.	84	21992	No
87	GOM_NL__2PRFIN20060515_105451_000000532047_00395_21992_9989.N1	15-MAY-2006 10:54:51	Twi_and_stray	52.500	75	26Eps Sco	2.2910	4250.0	105	21992	No
88	GOM_NL__2PRFIN20060515_105758_000000552047_00395_21992_9990.N1	15-MAY-2006 10:57:58	Twi_and_stray	54.500	16	21Alp Sco	1.0200	3000.0	109	21992	No
89	GOM_NL__2PRFIN20060515_110036_000000442047_00395_21992_9991.N1	15-MAY-2006 11:00:36	Bright	44.000	97	8Bet1Sco	2.5610	30000.	88	21992	No
90	GOM_NL__2PRFIN20060515_110225_000000382047_00395_21992_9992.N1	15-MAY-2006 11:02:25	Bright	38.000	122	9Alp2Lib	2.7470	9700.0	76	21992	No
91	GOM_NL__2PRFIN20060515_110418_000000392047_00395_21992_9993.N1	15-MAY-2006 11:04:18	Bright	38.500	104	27Bet Lib	2.6140	13100.	77	21992	No
92	GOM_NL__2PRFIN20060515_111246_000000372047_00395_21992_9994.N1	15-MAY-2006 11:12:46	Bright	37.000	3	16Alp Boo	-0.050000	4250.0	74	21992	No
93	GOM_NL__2PRFIN20060515_111516_000000402047_00395_21992_9995.N1	15-MAY-2006 11:15:16	Bright	40.000	83		2.3780	11000.	80	21992	No
94	GOM_NL__2PRFIN20060515_111824_000000362047_00395_21992_9996.N1	15-MAY-2006 11:18:24	Bright	36.000	180	27Gam Boo	3.0400	8000.0	72	21992	No
95	GOM_NL__2PRFIN20060515_112708_000000432047_00395_21992_9997.N1	15-MAY-2006 11:27:08	Bright	42.500	119	14Eta Dra	2.7270	4700.0	85	21992	No
96	GOM_NL__2PRFIN20060515_112835_000000392047_00395_21992_9998.N1	15-MAY-2006 11:28:35	Bright	38.500	60	7Bet UMi	2.0810	3950.0	77	21992	No
97	GOM_NL__2PRFIN20060515_114133_000000382047_00395_21992_9999.N1	15-MAY-2006 11:41:33	Bright	37.500	74	11Bet Cas	2.2680	6600.0	75	21992	No
98	GOM_NL__2PRFIN20060515_115044_000000442047_00395_21992_0000.N1	15-MAY-2006 11:50:44	Bright	43.500	58	21Alp And	2.0730	11000.	87	21992	No
99	GOM_NL__2PRFIN20060515_115452_000000402047_00395_21992_0001.N1	15-MAY-2006 11:54:52	Twilight	40.000	140	88Gam Peg	2.8340	26000.	80	21992	No
100	GOM_NL__2PRFIN20060515_121003_000000512047_00395_21992_0002.N1	15-MAY-2006 12:10:03	Dark	50.500	18	24Alp PsA	1.1660	9700.0	101	21992	No
101	GOM_NL__2PRFIN20060515_121425_000000532047_00395_21992_0003.N1	15-MAY-2006 12:14:25	Dark	53.000	63	Bet Gru	2.1500	2800.0	106	21992	No

102	GOM_NL__2PRFIN20060515_121553_000000422047_00395_21992_0004.N1	15-MAY-2006 12:15:53	Dark	42.000	31	Alp Gru	1.7340	15200.	84	21992	No
103	GOM_NL__2PRFIN20060515_122127_000000412047_00396_21993_9865.N1	15-MAY-2006 12:21:27	Dark	41.000	45	Alp Pav	1.9400	26000.	82	21993	No
104	GOM_NL__2PRFIN20060515_122840_000000412047_00396_21993_9866.N1	15-MAY-2006 12:28:40	Straylight	41.000	141	Bet Ara	2.8400	4600.0	82	21993	No
105	GOM_NL__2PRFIN20060515_123113_000000462047_00396_21993_9867.N1	15-MAY-2006 12:31:13	Straylight	45.500	40	The Sco	1.8590	7100.0	91	21993	No
106	GOM_NL__2PRFIN20060515_123308_000000422047_00396_21993_9868.N1	15-MAY-2006 12:33:08	Straylight	42.000	115	34Ups Sco	2.6960	26000.	84	21993	No
107	GOM_NL__2PRFIN20060515_123527_000000512047_00396_21993_9869.N1	15-MAY-2006 12:35:27	Twi_and_stray	50.500	75	26Eps Sco	2.2910	4250.0	101	21993	No
108	GOM_NL__2PRFIN20060515_123834_000000572047_00396_21993_9870.N1	15-MAY-2006 12:38:34	Twi_and_stray	57.000	16	21Alp Sco	1.0200	3000.0	114	21993	No
109	GOM_NL__2PRFIN20060515_124112_000000442047_00396_21993_9871.N1	15-MAY-2006 12:41:12	Bright	43.500	97	8Bet1Sco	2.5610	30000.	87	21993	No
110	GOM_NL__2PRFIN20060515_124301_000000382047_00396_21993_9872.N1	15-MAY-2006 12:43:01	Bright	38.000	122	9Alp2Lib	2.7470	9700.0	76	21993	No
111	GOM_NL__2PRFIN20060515_124454_000000402047_00396_21993_9873.N1	15-MAY-2006 12:44:54	Bright	39.500	104	27Bet Lib	2.6140	13100.	79	21993	No
112	GOM_NL__2PRFIN20060515_125321_000000352047_00396_21993_9874.N1	15-MAY-2006 12:53:21	Bright	35.000	3	16Alp Boo	-0.050000	4250.0	70	21993	No
113	GOM_NL__2PRFIN20060515_125551_000000402047_00396_21993_9875.N1	15-MAY-2006 12:55:51	Bright	39.500	83		2.3780	11000.	79	21993	No
114	GOM_NL__2PRFIN20060515_125859_000000372047_00396_21993_9876.N1	15-MAY-2006 12:58:59	Bright	36.500	180	27Gam Boo	3.0400	8000.0	73	21993	No
115	GOM_NL__2PRFIN20060515_130743_000000422047_00396_21993_9877.N1	15-MAY-2006 13:07:43	Bright	41.500	119	14Eta Dra	2.7270	4700.0	83	21993	No
116	GOM_NL__2PRFIN20060515_130911_000000382047_00396_21993_9878.N1	15-MAY-2006 13:09:11	Bright	37.500	60	7Bet UMi	2.0810	3950.0	75	21993	No
117	GOM_NL__2PRFIN20060515_132209_000000552047_00396_21993_9879.N1	15-MAY-2006 13:22:09	Bright	55.000	74	11Bet Cas	2.2680	6600.0	110	21993	No
118	GOM_NL__2PRFIN20060515_133120_000000442047_00396_21993_9880.N1	15-MAY-2006 13:31:20	Bright	44.000	58	21Alp And	2.0730	11000.	88	21993	No
119	GOM_NL__2PRFIN20060515_133528_000000422047_00396_21993_9881.N1	15-MAY-2006 13:35:28	Twilight	42.000	140	88Gam Peg	2.8340	26000.	84	21993	No
120	GOM_NL__2PRFIN20060515_135040_000000472047_00396_21993_9882.N1	15-MAY-2006 13:50:40	Dark	46.500	18	24Alp PsA	1.1660	9700.0	93	21993	No
121	GOM_NL__2PRFIN20060515_135502_000000572047_00396_21993_9883.N1	15-MAY-2006 13:55:02	Dark	56.500	63	Bet Gru	2.1500	2800.0	113	21993	No
122	GOM_NL__2PRFIN20060515_135630_000000422047_00396_21993_9884.N1	15-MAY-2006 13:56:30	Dark	42.000	31	Alp Gru	1.7340	15200.	84	21993	No
123	GOM_NL__2PRFIN20060515_140204_000000412047_00397_21994_9865.N1	15-MAY-2006 14:02:04	Dark	40.500	45	Alp Pav	1.9400	26000.	81	21994	No
124	GOM_NL__2PRFIN20060515_140917_000000412047_00397_21994_9866.N1	15-MAY-2006 14:09:17	Straylight	40.500	141	Bet Ara	2.8400	4600.0	81	21994	No
125	GOM_NL__2PRFIN20060515_141149_000000542047_00397_21994_9867.N1	15-MAY-2006 14:11:49	Straylight	54.000	40	The Sco	1.8590	7100.0	108	21994	No
126	GOM_NL__2PRFIN20060515_141344_000000452047_00397_21994_9868.N1	15-MAY-2006 14:13:44	Straylight	45.000	115	34Ups Sco	2.6960	26000.	90	21994	No
127	GOM_NL__2PRFIN20060515_141603_000000542047_00397_21994_9869.N1	15-MAY-2006 14:16:03	Twi_and_stray	54.000	75	26Eps Sco	2.2910	4250.0	108	21994	No
128	GOM_NL__2PRFIN20060515_141910_000000652047_00397_21994_9870.N1	15-MAY-2006 14:19:10	Twi_and_stray	65.000	16	21Alp Sco	1.0200	3000.0	130	21994	No
129	GOM_NL__2PRFIN20060515_142148_000000452047_00397_21994_9871.N1	15-MAY-2006 14:21:48	Bright	45.000	97	8Bet1Sco	2.5610	30000.	90	21994	No
130	GOM_NL__2PRFIN20060515_142337_000000372047_00397_21994_9872.N1	15-MAY-2006 14:23:37	Bright	37.000	122	9Alp2Lib	2.7470	9700.0	74	21994	No
131	GOM_NL__2PRFIN20060515_142530_000000382047_00397_21994_9873.N1	15-MAY-2006 14:25:30	Bright	38.000	104	27Bet Lib	2.6140	13100.	76	21994	No
132	GOM_NL__2PRFIN20060515_143357_000000362047_00397_21994_9874.N1	15-MAY-2006 14:33:57	Bright	35.500	3	16Alp Boo	-0.050000	4250.0	71	21994	No
133	GOM_NL__2PRFIN20060515_143627_000000382047_00397_21994_9875.N1	15-MAY-2006 14:36:27	Bright	37.500	83		2.3780	11000.	75	21994	No
134	GOM_NL__2PRFIN20060515_143935_000000372047_00397_21994_9876.N1	15-MAY-2006 14:39:35	Bright	37.000	180	27Gam Boo	3.0400	8000.0	74	21994	No
135	GOM_NL__2PRFIN20060515_144819_000000422047_00397_21994_9877.N1	15-MAY-2006 14:48:19	Bright	41.500	119	14Eta Dra	2.7270	4700.0	83	21994	No
136	GOM_NL__2PRFIN20060515_144947_000000382047_00397_21994_9878.N1	15-MAY-2006 14:49:47	Bright	38.000	60	7Bet UMi	2.0810	3950.0	76	21994	No
137	GOM_NL__2PRFIN20060515_150245_000000552047_00397_21994_9879.N1	15-MAY-2006 15:02:45	Bright	55.000	74	11Bet Cas	2.2680	6600.0	110	21994	No
138	GOM_NL__2PRFIN20060515_151156_000000432047_00397_21994_9880.N1	15-MAY-2006 15:11:56	Bright	42.500	58	21Alp And	2.0730	11000.	85	21994	No
139	GOM_NL__2PRFIN20060515_151604_000000422047_00397_21994_9881.N1	15-MAY-2006 15:16:04	Twilight	41.500	140	88Gam Peg	2.8340	26000.	83	21994	No
140	GOM_NL__2PRFIN20060515_153117_000000502047_00397_21994_9882.N1	15-MAY-2006 15:31:17	Dark	49.500	18	24Alp PsA	1.1660	9700.0	99	21994	No
141	GOM_NL__2PRFIN20060515_153539_000000522047_00397_21994_9883.N1	15-MAY-2006 15:35:39	Dark	51.500	63	Bet Gru	2.1500	2800.0	103	21994	No
142	GOM_NL__2PRFIN20060515_153706_000000422047_00397_21994_9884.N1	15-MAY-2006 15:37:06	Dark	42.000	31	Alp Gru	1.7340	15200.	84	21994	No
143	GOM_NL__2PRFIN20060515_154240_000000462047_00398_21995_9865.N1	15-MAY-2006 15:42:40	Dark	46.000	45	Alp Pav	1.9400	26000.	92	21995	No
144	GOM_NL__2PRFIN20060515_154953_000000412047_00398_21995_9866.N1	15-MAY-2006 15:49:53	Straylight	40.500	141	Bet Ara	2.8400	4600.0	81	21995	No
145	GOM_NL__2PRFIN20060515_155226_000000532047_00398_21995_9867.N1	15-MAY-2006 15:52:26	Straylight	53.000	40	The Sco	1.8590	7100.0	106	21995	No
146	GOM_NL__2PRFIN20060515_155421_000000452047_00398_21995_9868.N1	15-MAY-2006 15:54:21	Straylight	45.000	115	34Ups Sco	2.6960	26000.	90	21995	No
147	GOM_NL__2PRFIN20060515_155640_000000532047_00398_21995_9869.N1	15-MAY-2006 15:56:40	Twi_and_stray	52.500	75	26Eps Sco	2.2910	4250.0	105	21995	No
148	GOM_NL__2PRFIN20060515_155947_000000632047_00398_21995_9870.N1	15-MAY-2006 15:59:47	Twi_and_stray	62.500	16	21Alp Sco	1.0200	3000.0	125	21995	No
149	GOM_NL__2PRFIN20060515_160224_000000442047_00398_21995_9871.N1	15-MAY-2006 16:02:24	Bright	44.000	97	8Bet1Sco	2.5610	30000.	88	21995	No
150	GOM_NL__2PRFIN20060515_160414_000000362047_00398_21995_9872.N1	15-MAY-2006 16:04:14	Bright	36.000	122	9Alp2Lib	2.7470	9700.0	72	21995	No
151	GOM_NL__2PRFIN20060515_160606_000000382047_00398_21995_9873.N1	15-MAY-2006 16:06:06	Bright	38.000	104	27Bet Lib	2.6140	13100.	76	21995	No
152	GOM_NL__2PRFIN20060515_161433_000000362047_00398_21995_9874.N1	15-MAY-2006 16:14:33	Bright	36.000	3	16Alp Boo	-0.050000	4250.0	72	21995	No
153	GOM_NL__2PRFIN20060515_161703_000000382047_00398_21995_9875.N1	15-MAY-2006 16:17:03	Bright	37.500	83		2.3780	11000.	75	21995	No
154	GOM_NL__2PRFIN20060515_162011_000000372047_00398_21995_9876.N1	15-MAY-2006 16:20:11	Bright	36.500	180	27Gam Boo	3.0400	8000.0	73	21995	No
155	GOM_NL__2PRFIN20060515_162854_000000432047_00398_21995_9877.N1	15-MAY-2006 16:28:54	Bright	42.500	119	14Eta Dra	2.7270	4700.0	85	21995	No
156	GOM_NL__2PRFIN20060515_163023_000000352047_00398_21995_9878.N1	15-MAY-2006 16:30:23	Bright	35.000	60	7Bet UMi	2.0810	3950.0	70	21995	No
157	GOM_NL__2PRFIN20060515_164321_000000362047_00398_21995_9879.N1	15-MAY-2006 16:43:21	Bright	35.500	74	11Bet Cas	2.2680	6600.0	71	21995	No
158	GOM_NL__2PRFIN20060515_165232_000000452047_00398_21995_9880.N1	15-MAY-2006 16:52:32	Bright	45.000	58	21Alp And	2.0730	11000.	90	21995	No
159	GOM_NL__2PRFIN20060515_165641_000000422047_00398_21995_9881.N1	15-MAY-2006 16:56:41	Twilight	41.500	140	88Gam Peg	2.8340	26000.	83	21995	No
160	GOM_NL__2PRFIN20060515_171153_000000502047_00398_21995_9882.N1	15-MAY-2006 17:11:53	Dark	49.500	18	24Alp PsA	1.1660	9700.0	99	21995	No

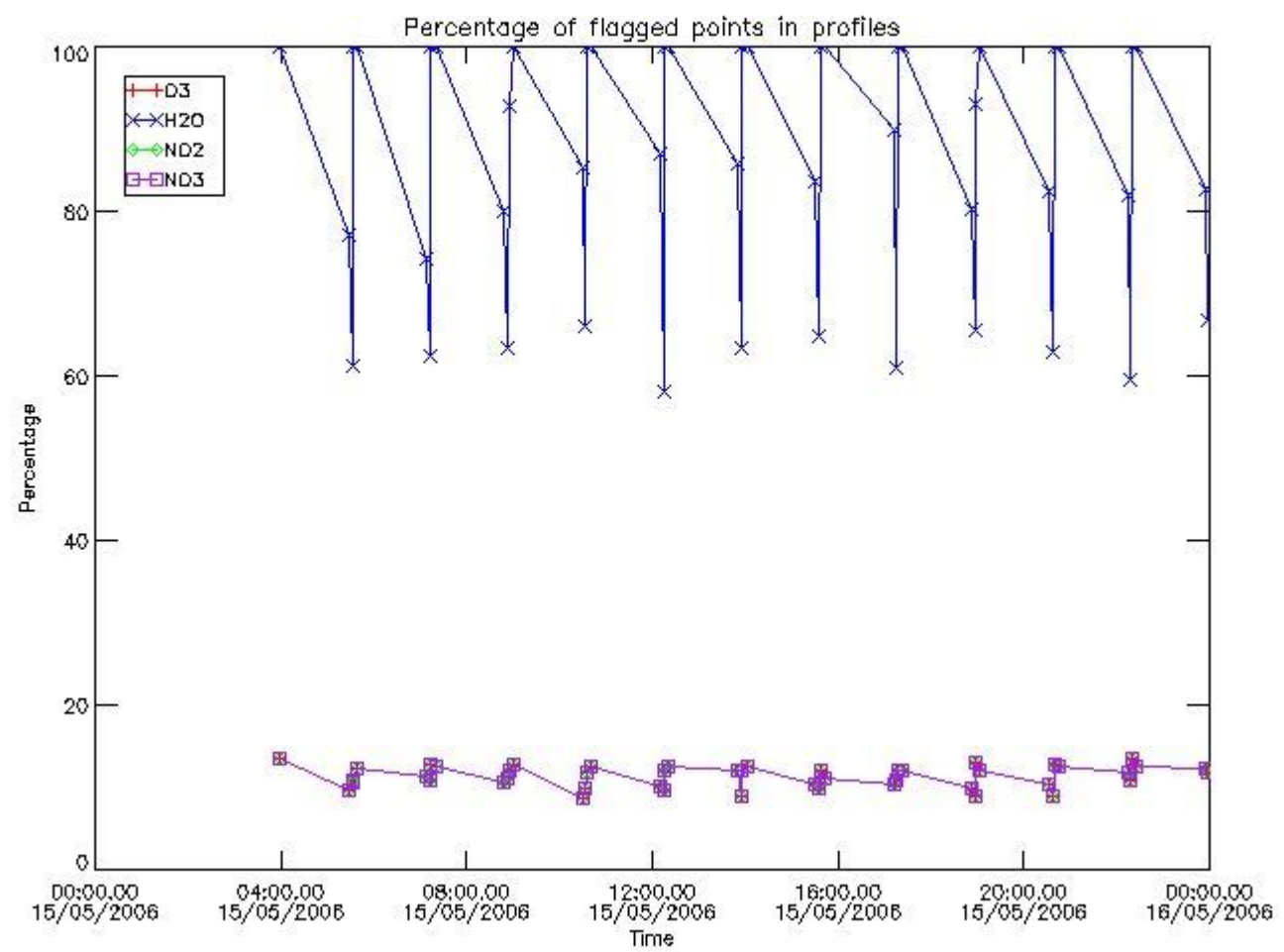
161	GOM_NL__2PRFIN20060515_171615_000000472047_00398_21995_9883.N1	15-MAY-2006 17:16:15	Dark	46.500	63	Bet Gru	2.1500	2800.0	93	21995	No
162	GOM_NL__2PRFIN20060515_171743_000000472047_00398_21995_9884.N1	15-MAY-2006 17:17:43	Dark	46.500	31	Alp Gru	1.7340	15200.	93	21995	No
163	GOM_NL__2PRFIN20060515_172317_000000432047_00399_21996_9885.N1	15-MAY-2006 17:23:17	Dark	42.500	45	Alp Pav	1.9400	26000.	85	21996	No
164	GOM_NL__2PRFIN20060515_173030_000000412047_00399_21996_9886.N1	15-MAY-2006 17:30:30	Straylight	41.000	141	Bet Ara	2.8400	4600.0	82	21996	No
165	GOM_NL__2PRFIN20060515_173303_000000472047_00399_21996_9887.N1	15-MAY-2006 17:33:03	Straylight	47.000	40	The Sco	1.8590	7100.0	94	21996	No
166	GOM_NL__2PRFIN20060515_173458_000000482047_00399_21996_9888.N1	15-MAY-2006 17:34:58	Straylight	48.000	115	34Ups Sco	2.6960	26000.	96	21996	No
167	GOM_NL__2PRFIN20060515_173716_000000532047_00399_21996_9889.N1	15-MAY-2006 17:37:16	Twl_and_stray	53.000	75	26Eps Sco	2.2910	4250.0	106	21996	No
168	GOM_NL__2PRFIN20060515_174023_000000662047_00399_21996_9890.N1	15-MAY-2006 17:40:23	Twl_and_stray	66.000	16	21Alp Sco	1.0200	3000.0	132	21996	No
169	GOM_NL__2PRFIN20060515_174301_000000472047_00399_21996_9891.N1	15-MAY-2006 17:43:01	Bright	46.500	97	8Bet1Sco	2.5610	30000.	93	21996	No
170	GOM_NL__2PRFIN20060515_174450_000000392047_00399_21996_9892.N1	15-MAY-2006 17:44:50	Bright	38.500	122	9Alp2Lib	2.7470	9700.0	77	21996	No
171	GOM_NL__2PRFIN20060515_174642_000000412047_00399_21996_9893.N1	15-MAY-2006 17:46:42	Bright	40.500	104	27Bet Lib	2.6140	13100.	81	21996	No
172	GOM_NL__2PRFIN20060515_175509_000000362047_00399_21996_9894.N1	15-MAY-2006 17:55:09	Bright	36.000	3	16Alp Boo	-0.050000	4250.0	72	21996	No
173	GOM_NL__2PRFIN20060515_175739_000000402047_00399_21996_9895.N1	15-MAY-2006 17:57:39	Bright	39.500	83		2.3780	11000.	79	21996	No
174	GOM_NL__2PRFIN20060515_180047_000000372047_00399_21996_9896.N1	15-MAY-2006 18:00:47	Bright	36.500	180	27Gam Boo	3.0400	8000.0	73	21996	No
175	GOM_NL__2PRFIN20060515_180930_000000422047_00399_21996_9897.N1	15-MAY-2006 18:09:30	Bright	41.500	119	14Eta Dra	2.7270	4700.0	83	21996	No
176	GOM_NL__2PRFIN20060515_181059_000000382047_00399_21996_9898.N1	15-MAY-2006 18:10:59	Bright	37.500	60	7Bet UMi	2.0810	3950.0	75	21996	No
177	GOM_NL__2PRFIN20060515_182332_000000342047_00399_21996_9899.N1	15-MAY-2006 18:23:32	Bright	33.500	76	27Gam Cas	2.3000	30000.	67	21996	No
178	GOM_NL__2PRFIN20060515_182446_000000362047_00399_21996_9900.N1	15-MAY-2006 18:24:46	Bright	36.000	68	18Alp Cas	2.2250	4500.0	72	21996	No
179	GOM_NL__2PRFIN20060515_183308_000000442047_00399_21996_9901.N1	15-MAY-2006 18:33:08	Bright	43.500	58	21Alp And	2.0730	11000.	87	21996	No
180	GOM_NL__2PRFIN20060515_183717_000000432047_00399_21996_9902.N1	15-MAY-2006 18:37:17	Twilight	43.000	140	88Gam Peg	2.8340	26000.	86	21996	No
181	GOM_NL__2PRFIN20060515_185230_000000512047_00399_21996_9903.N1	15-MAY-2006 18:52:30	Dark	51.000	18	24Alp PsA	1.1660	9700.0	102	21996	No
182	GOM_NL__2PRFIN20060515_185652_000000572047_00399_21996_9904.N1	15-MAY-2006 18:56:52	Dark	57.000	63	Bet Gru	2.1500	2800.0	114	21996	No
183	GOM_NL__2PRFIN20060515_185820_000000432047_00399_21996_9905.N1	15-MAY-2006 18:58:20	Dark	43.000	31	Alp Gru	1.7340	15200.	86	21996	No
184	GOM_NL__2PRFIN20060515_190354_000000432047_00400_21997_9885.N1	15-MAY-2006 19:03:54	Dark	42.500	45	Alp Pav	1.9400	26000.	85	21997	No
185	GOM_NL__2PRFIN20060515_191106_000000482047_00400_21997_9886.N1	15-MAY-2006 19:11:06	Straylight	47.500	141	Bet Ara	2.8400	4600.0	95	21997	No
186	GOM_NL__2PRFIN20060515_191339_000000462047_00400_21997_9887.N1	15-MAY-2006 19:13:39	Straylight	46.000	40	The Sco	1.8590	7100.0	92	21997	No
187	GOM_NL__2PRFIN20060515_191534_000000482047_00400_21997_9888.N1	15-MAY-2006 19:15:34	Straylight	48.000	115	34Ups Sco	2.6960	26000.	96	21997	No
188	GOM_NL__2PRFIN20060515_191753_000000542047_00400_21997_9889.N1	15-MAY-2006 19:17:53	Twl_and_stray	54.000	75	26Eps Sco	2.2910	4250.0	108	21997	No
189	GOM_NL__2PRFIN20060515_192059_000000572047_00400_21997_9890.N1	15-MAY-2006 19:20:59	Twl_and_stray	57.000	16	21Alp Sco	1.0200	3000.0	114	21997	No
190	GOM_NL__2PRFIN20060515_192337_000000452047_00400_21997_9891.N1	15-MAY-2006 19:23:37	Bright	44.500	97	8Bet1Sco	2.5610	30000.	89	21997	No
191	GOM_NL__2PRFIN20060515_192526_000000372047_00400_21997_9892.N1	15-MAY-2006 19:25:26	Bright	36.500	122	9Alp2Lib	2.7470	9700.0	73	21997	No
192	GOM_NL__2PRFIN20060515_192718_000000392047_00400_21997_9893.N1	15-MAY-2006 19:27:18	Bright	39.000	104	27Bet Lib	2.6140	13100.	78	21997	No
193	GOM_NL__2PRFIN20060515_193545_000000362047_00400_21997_9894.N1	15-MAY-2006 19:35:45	Bright	35.500	3	16Alp Boo	-0.050000	4250.0	71	21997	No
194	GOM_NL__2PRFIN20060515_193814_000000402047_00400_21997_9895.N1	15-MAY-2006 19:38:14	Bright	39.500	83		2.3780	11000.	79	21997	No
195	GOM_NL__2PRFIN20060515_194122_000000372047_00400_21997_9896.N1	15-MAY-2006 19:41:22	Bright	36.500	180	27Gam Boo	3.0400	8000.0	73	21997	No
196	GOM_NL__2PRFIN20060515_195005_000000412047_00400_21997_9897.N1	15-MAY-2006 19:50:05	Bright	40.500	119	14Eta Dra	2.7270	4700.0	81	21997	No
197	GOM_NL__2PRFIN20060515_195134_000000402047_00400_21997_9898.N1	15-MAY-2006 19:51:34	Bright	39.500	60	7Bet UMi	2.0810	3950.0	79	21997	No
198	GOM_NL__2PRFIN20060515_200408_000000462047_00400_21997_9899.N1	15-MAY-2006 20:04:08	Bright	45.500	76	27Gam Cas	2.3000	30000.	91	21997	No
199	GOM_NL__2PRFIN20060515_200522_000000372047_00400_21997_9900.N1	15-MAY-2006 20:05:22	Bright	37.000	68	18Alp Cas	2.2250	4500.0	74	21997	No
200	GOM_NL__2PRFIN20060515_201344_000000442047_00400_21997_9901.N1	15-MAY-2006 20:13:44	Bright	44.000	58	21Alp And	2.0730	11000.	88	21997	No
201	GOM_NL__2PRFIN20060515_201753_000000412047_00400_21997_9902.N1	15-MAY-2006 20:17:53	Twilight	41.000	140	88Gam Peg	2.8340	26000.	82	21997	No
202	GOM_NL__2PRFIN20060515_203307_000000492047_00400_21997_9903.N1	15-MAY-2006 20:33:07	Dark	49.000	18	24Alp PsA	1.1660	9700.0	98	21997	No
203	GOM_NL__2PRFIN20060515_203728_000000572047_00400_21997_9904.N1	15-MAY-2006 20:37:28	Dark	57.000	63	Bet Gru	2.1500	2800.0	114	21997	No
204	GOM_NL__2PRFIN20060515_203857_000000442047_00400_21997_9905.N1	15-MAY-2006 20:38:57	Dark	44.000	31	Alp Gru	1.7340	15200.	88	21997	No
205	GOM_NL__2PRFIN20060515_204430_000000412047_00401_21998_9885.N1	15-MAY-2006 20:44:30	Dark	41.000	45	Alp Pav	1.9400	26000.	82	21998	No
206	GOM_NL__2PRFIN20060515_205143_000000432047_00401_21998_9886.N1	15-MAY-2006 20:51:43	Straylight	42.500	141	Bet Ara	2.8400	4600.0	85	21998	No
207	GOM_NL__2PRFIN20060515_205416_000000532047_00401_21998_9887.N1	15-MAY-2006 20:54:16	Straylight	53.000	40	The Sco	1.8590	7100.0	106	21998	No
208	GOM_NL__2PRFIN20060515_205608_000000262047_00401_21998_9888.N1	15-MAY-2006 20:56:08	Straylight	26.000	25	35Lam Sco	1.6200	28000.	52	21998	No
209	GOM_NL__2PRFIN20060515_205829_000000532047_00401_21998_9889.N1	15-MAY-2006 20:58:29	Twl_and_stray	52.500	75	26Eps Sco	2.2910	4250.0	105	21998	No
210	GOM_NL__2PRFIN20060515_210136_000000602047_00401_21998_9890.N1	15-MAY-2006 21:01:36	Twl_and_stray	59.500	16	21Alp Sco	1.0200	3000.0	119	21998	No
211	GOM_NL__2PRFIN20060515_210413_000000482047_00401_21998_9891.N1	15-MAY-2006 21:04:13	Bright	47.500	97	8Bet1Sco	2.5610	30000.	95	21998	No
212	GOM_NL__2PRFIN20060515_210602_000000372047_00401_21998_9892.N1	15-MAY-2006 21:06:02	Bright	37.000	122	9Alp2Lib	2.7470	9700.0	74	21998	No
213	GOM_NL__2PRFIN20060515_210754_000000412047_00401_21998_9893.N1	15-MAY-2006 21:07:54	Bright	40.500	104	27Bet Lib	2.6140	13100.	81	21998	No
214	GOM_NL__2PRFIN20060515_211621_000000362047_00401_21998_9894.N1	15-MAY-2006 21:16:21	Bright	36.000	3	16Alp Boo	-0.050000	4250.0	72	21998	No
215	GOM_NL__2PRFIN20060515_211850_000000372047_00401_21998_9895.N1	15-MAY-2006 21:18:50	Bright	36.500	83		2.3780	11000.	73	21998	No
216	GOM_NL__2PRFIN20060515_212158_000000362047_00401_21998_9896.N1	15-MAY-2006 21:21:58	Bright	35.500	180	27Gam Boo	3.0400	8000.0	71	21998	No
217	GOM_NL__2PRFIN20060515_213041_000000412047_00401_21998_9897.N1	15-MAY-2006 21:30:41	Bright	41.000	119	14Eta Dra	2.7270	4700.0	82	21998	No
218	GOM_NL__2PRFIN20060515_213210_000000382047_00401_21998_9898.N1	15-MAY-2006 21:32:10	Bright	38.000	60	7Bet UMi	2.0810	3950.0	76	21998	No
219	GOM_NL__2PRFIN20060515_214444_000000342047_00401_21998_9899.N1	15-MAY-2006 21:44:44	Bright	33.500	76	27Gam Cas	2.3000	30000.	67	21998	No

220	GOM_NL__2PRFIN20060515_214558_000000352047_00401_21998_9900.N1	15-MAY-2006 21:45:58	Bright	35.000	68	18Alp Cas	2.2250	4500.0	70	21998	No
221	GOM_NL__2PRFIN20060515_215420_000000442047_00401_21998_9901.N1	15-MAY-2006 21:54:20	Bright	43.500	58	21Alp And	2.0730	11000.	87	21998	No
222	GOM_NL__2PRFIN20060515_215829_000000432047_00401_21998_9902.N1	15-MAY-2006 21:58:29	Twilight	42.500	140	88Gam Peg	2.8340	26000.	85	21998	No
223	GOM_NL__2PRFIN20060515_221343_000000482047_00401_21998_9903.N1	15-MAY-2006 22:13:43	Dark	47.500	18	24Alp PsA	1.1660	9700.0	95	21998	No
224	GOM_NL__2PRFIN20060515_221805_000000482047_00401_21998_9904.N1	15-MAY-2006 22:18:05	Dark	47.500	63	Bet Gru	2.1500	2800.0	95	21998	No
225	GOM_NL__2PRFIN20060515_221933_000000422047_00401_21998_9905.N1	15-MAY-2006 22:19:33	Dark	41.500	31	Alp Gru	1.7340	15200.	83	21998	No
226	GOM_NL__2PRFIN20060515_222507_000000412047_00402_21999_9885.N1	15-MAY-2006 22:25:07	Dark	40.500	45	Alp Pav	1.9400	26000.	81	21999	No
227	GOM_NL__2PRFIN20060515_223219_000000412047_00402_21999_9886.N1	15-MAY-2006 22:32:19	Straylight	40.500	141	Bet Ara	2.8400	4600.0	81	21999	No
228	GOM_NL__2PRFIN20060515_223452_000000522047_00402_21999_9887.N1	15-MAY-2006 22:34:52	Straylight	51.500	40	The Sco	1.8590	7100.0	103	21999	No
229	GOM_NL__2PRFIN20060515_223644_000000262047_00402_21999_9888.N1	15-MAY-2006 22:36:44	Straylight	26.000	25	35Lam Sco	1.6200	28000.	52	21999	No
230	GOM_NL__2PRFIN20060515_223905_000000512047_00402_21999_9889.N1	15-MAY-2006 22:39:05	Tw_i_and_stray	50.500	75	26Eps Sco	2.2910	4250.0	101	21999	No
231	GOM_NL__2PRFIN20060515_224212_000000652047_00402_21999_9890.N1	15-MAY-2006 22:42:12	Tw_i_and_stray	65.000	16	21Alp Sco	1.0200	3000.0	130	21999	No
232	GOM_NL__2PRFIN20060515_224449_000000472047_00402_21999_9891.N1	15-MAY-2006 22:44:49	Bright	46.500	97	8Bet1Sco	2.5610	30000.	93	21999	No
233	GOM_NL__2PRFIN20060515_224638_000000372047_00402_21999_9892.N1	15-MAY-2006 22:46:38	Bright	36.500	122	9Alp2Lib	2.7470	9700.0	73	21999	No
234	GOM_NL__2PRFIN20060515_224830_000000392047_00402_21999_9893.N1	15-MAY-2006 22:48:30	Bright	38.500	104	27Bet Lib	2.6140	13100.	77	21999	No
235	GOM_NL__2PRFIN20060515_225657_000000362047_00402_21999_9894.N1	15-MAY-2006 22:56:57	Bright	36.000	3	16Alp Boo	-0.050000	4250.0	72	21999	No
236	GOM_NL__2PRFIN20060515_225926_000000392047_00402_21999_9895.N1	15-MAY-2006 22:59:26	Bright	38.500	83		2.3780	11000.	77	21999	No
237	GOM_NL__2PRFIN20060515_230234_000000362047_00402_21999_9896.N1	15-MAY-2006 23:02:34	Bright	36.000	180	27Gam Boo	3.0400	8000.0	72	21999	No
238	GOM_NL__2PRFIN20060515_231116_000000422047_00402_21999_9897.N1	15-MAY-2006 23:11:16	Bright	41.500	119	14Eta Dra	2.7270	4700.0	83	21999	No
239	GOM_NL__2PRFIN20060515_231246_000000382047_00402_21999_9898.N1	15-MAY-2006 23:12:46	Bright	37.500	60	7Bet UMi	2.0810	3950.0	75	21999	No
240	GOM_NL__2PRFIN20060515_232520_000000532047_00402_21999_9899.N1	15-MAY-2006 23:25:20	Bright	53.000	76	27Gam Cas	2.3000	30000.	106	21999	No
241	GOM_NL__2PRFIN20060515_232634_000000372047_00402_21999_9900.N1	15-MAY-2006 23:26:34	Bright	37.000	68	18Alp Cas	2.2250	4500.0	74	21999	No
242	GOM_NL__2PRFIN20060515_233456_000000422047_00402_21999_9901.N1	15-MAY-2006 23:34:56	Bright	42.000	58	21Alp And	2.0730	11000.	84	21999	No
243	GOM_NL__2PRFIN20060515_233905_000000422047_00402_21999_9902.N1	15-MAY-2006 23:39:05	Twilight	42.000	140	88Gam Peg	2.8340	26000.	84	21999	No
244	GOM_NL__2PRFIN20060515_235420_000000502047_00402_21999_9903.N1	15-MAY-2006 23:54:20	Dark	49.500	18	24Alp PsA	1.1660	9700.0	99	21999	No
245	GOM_NL__2PRFIN20060515_235841_000000472047_00402_21999_9904.N1	15-MAY-2006 23:58:41	Dark	47.000	63	Bet Gru	2.1500	2800.0	94	21999	No

3. Quality information per product

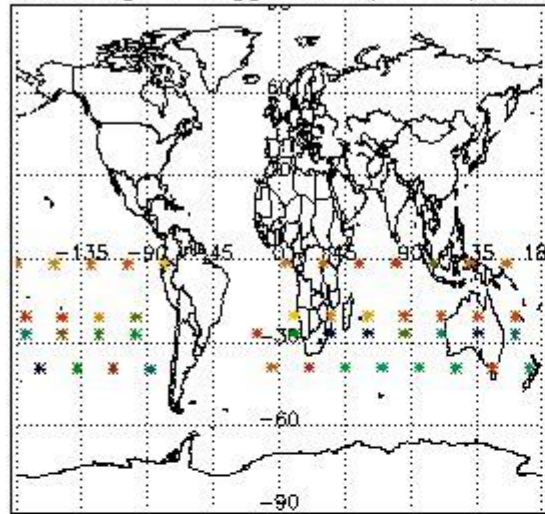
In this section it is plotted some information contained in the Quality Summary data set of the level 2 products. Only products in dark limb conditions and without errors (error flag in the MPH set to "0") are used.

3.1 Plot quality information per product (time dependant)

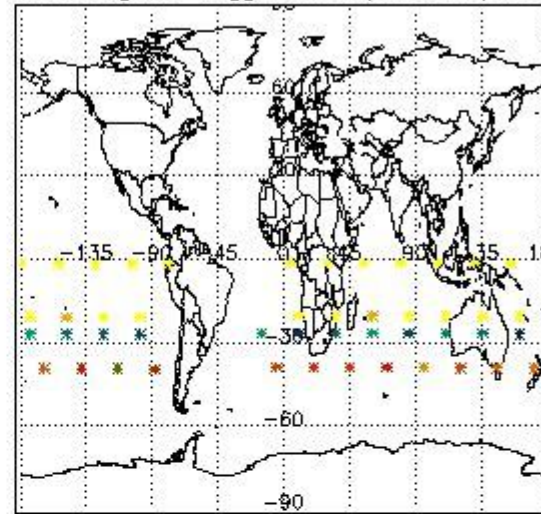


3.2 Plot quality information per product (world map)

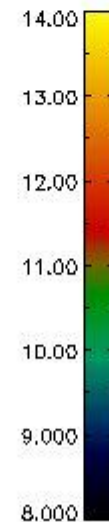
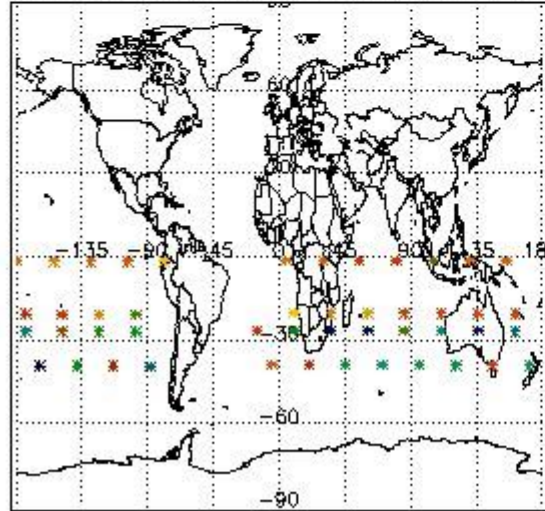
Percentage of flagged data per O3 profile



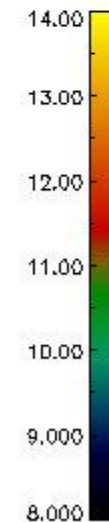
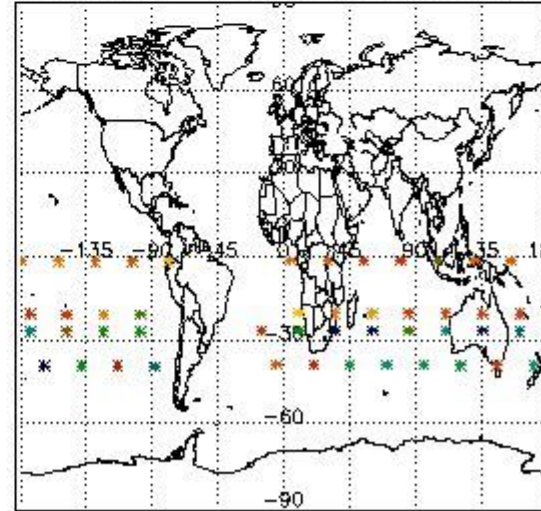
Percentage of flagged data per H2O profile



Percentage of flagged data per NO2 profile



Percentage of flagged data per NO3 profile

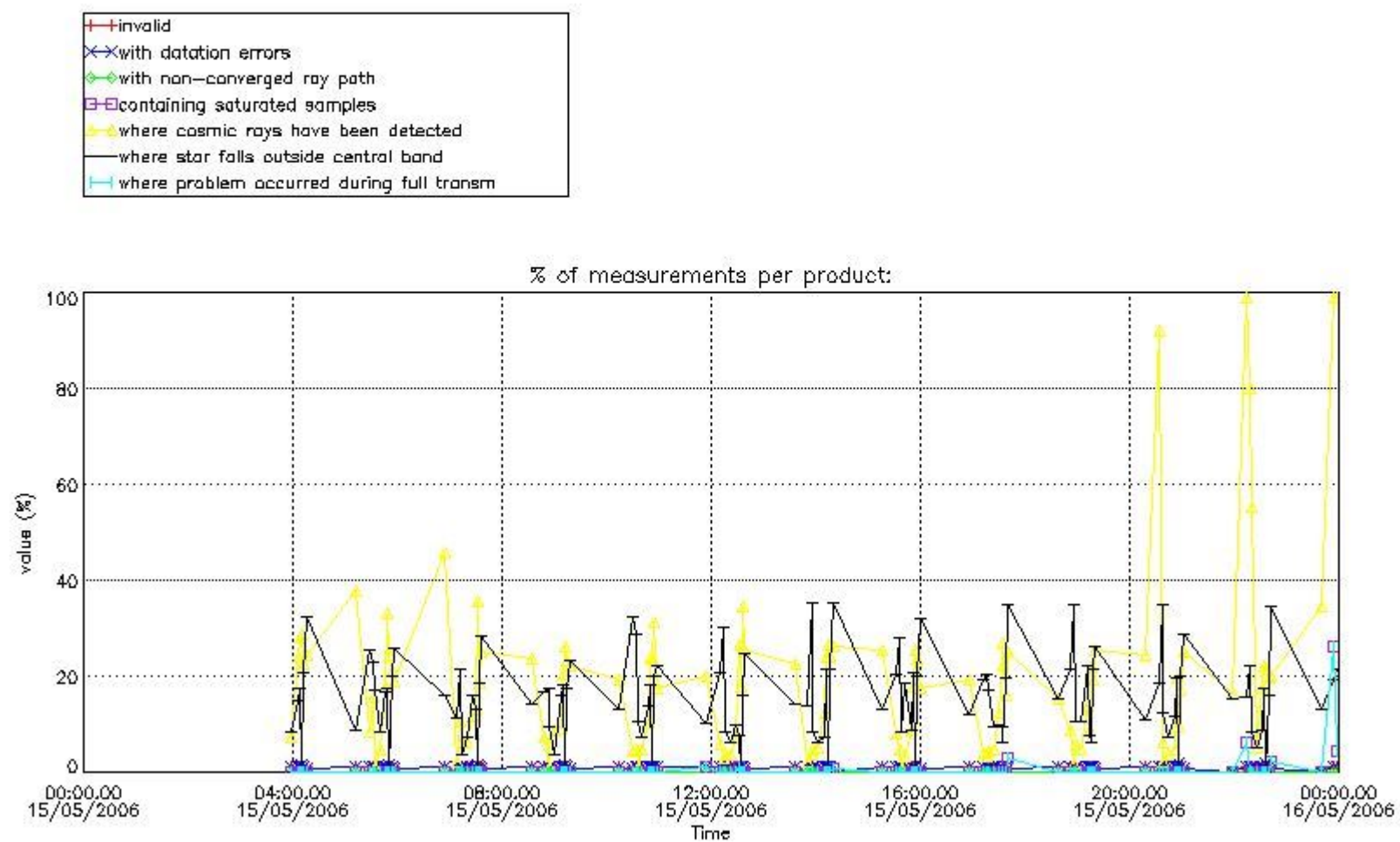


4. Level 1 quality information per product

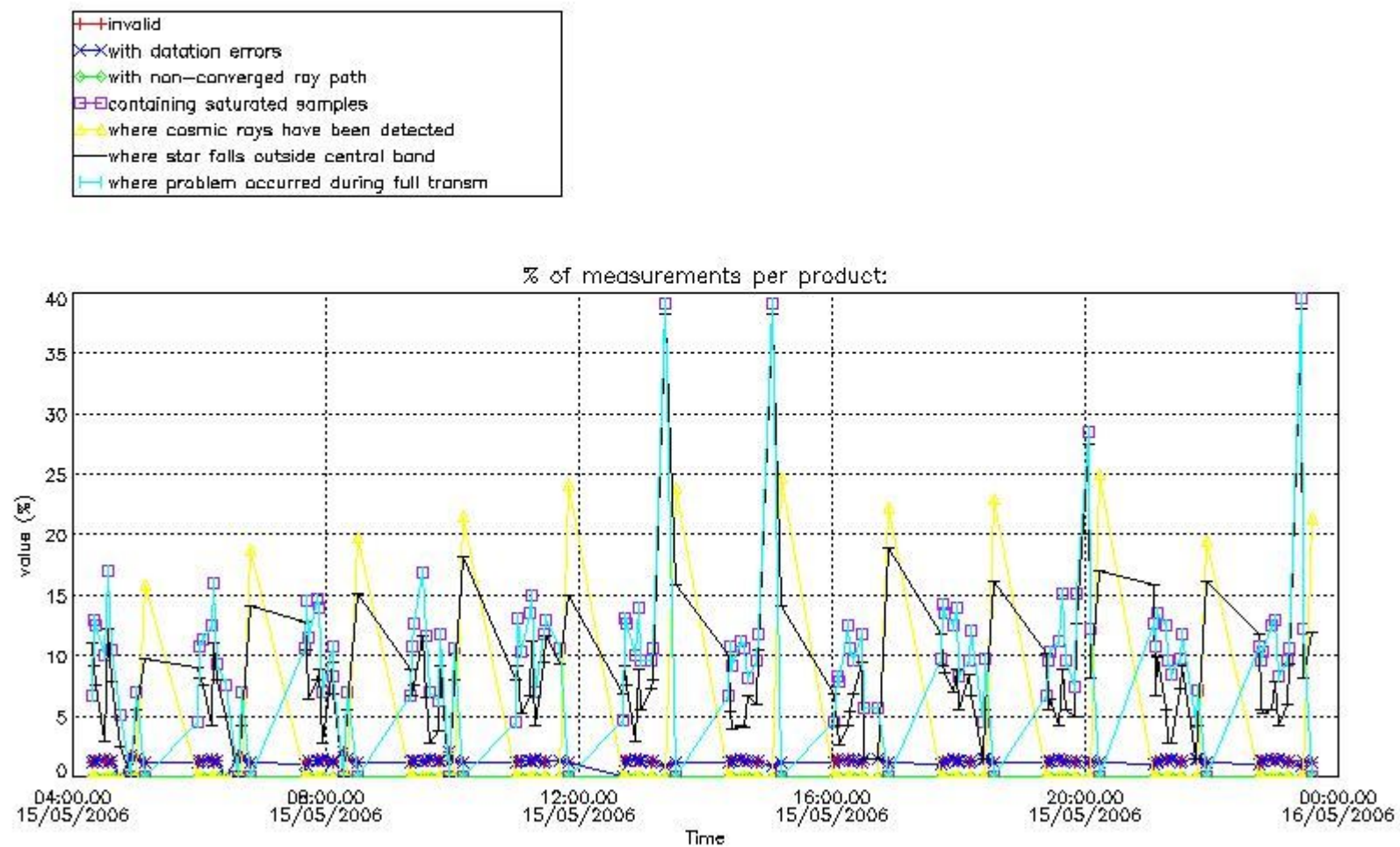
In this section it is plotted some information contained in the Quality Summary data set of the level 2 products that comes from the level 1b processing. Products without errors (error flag in the MPH set to "0") are used.

4.1 Plot quality information per product (time dependant) coming from level 1b processing

4.1.1 Plot level 1 quality information per product (time dependant): ENVISAT ASCENDING passes

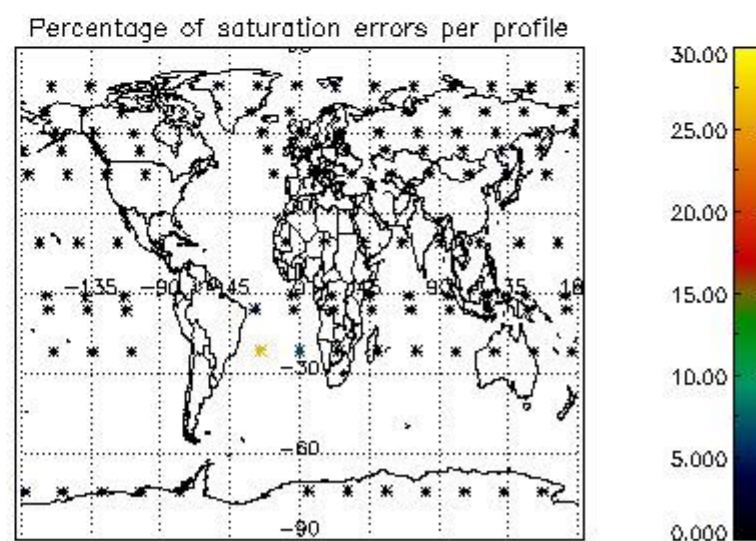
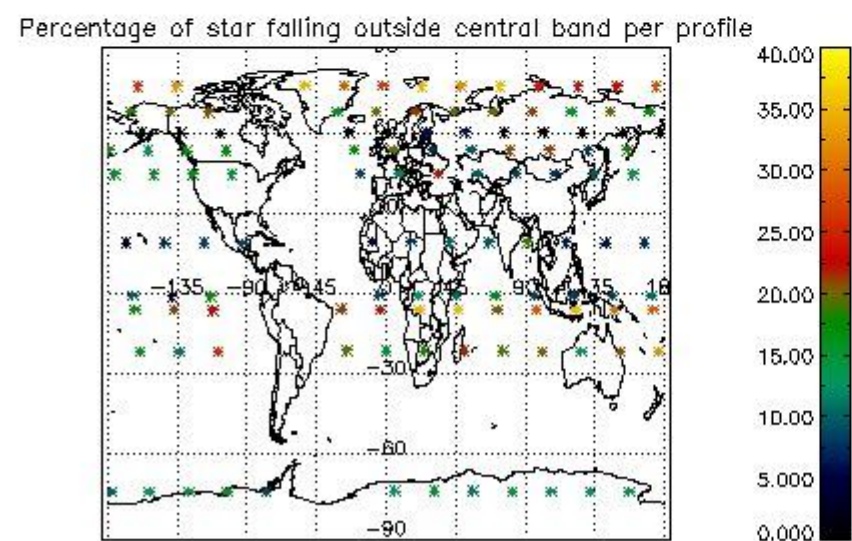
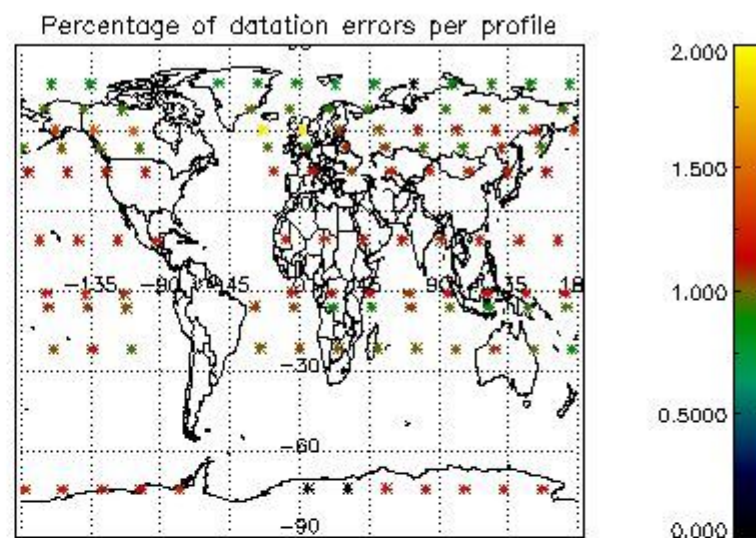
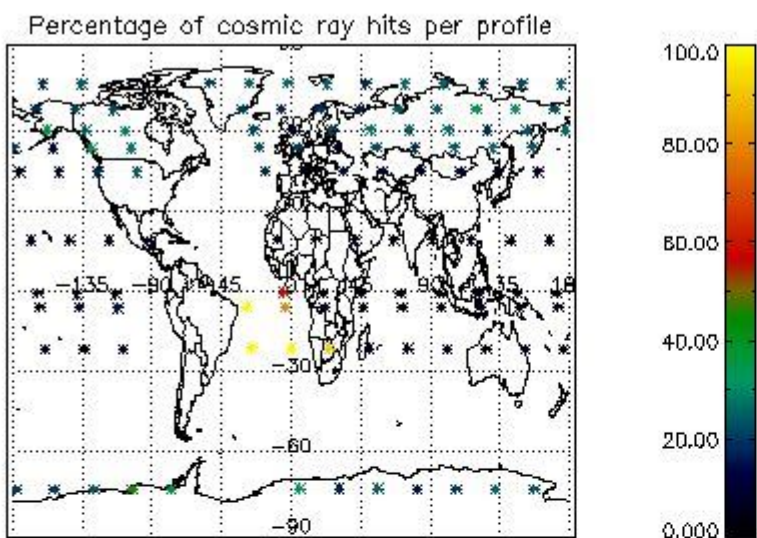


4.1.2 Plot level 1 quality information per product (time dependant): ENVI SAT DESCENDING passes

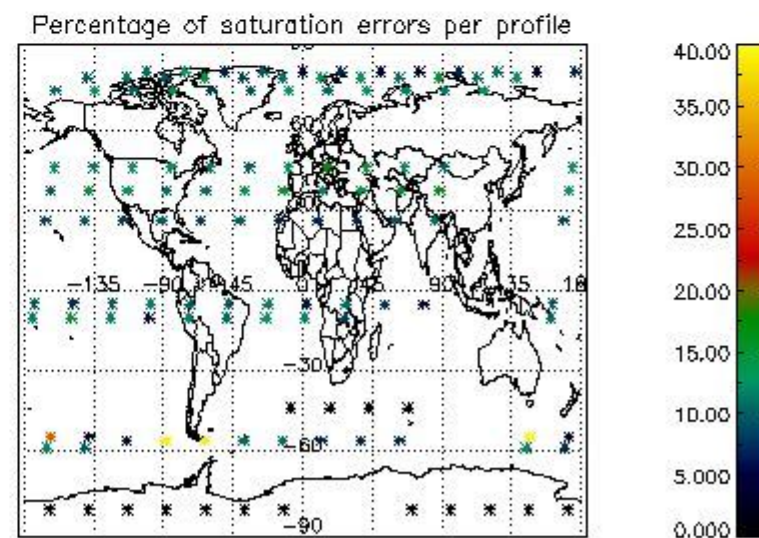
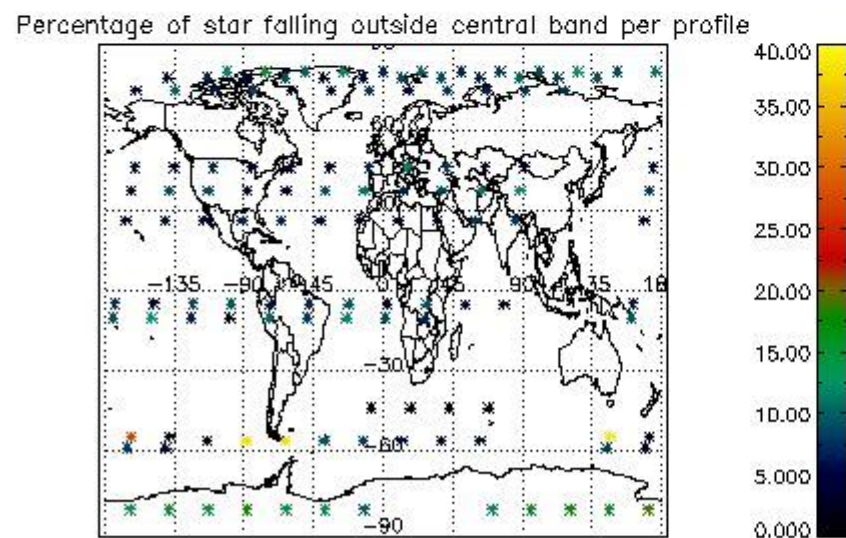
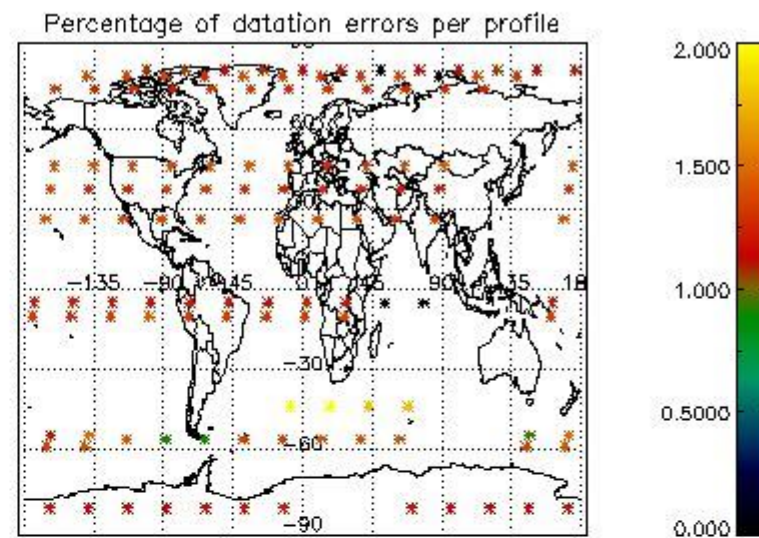
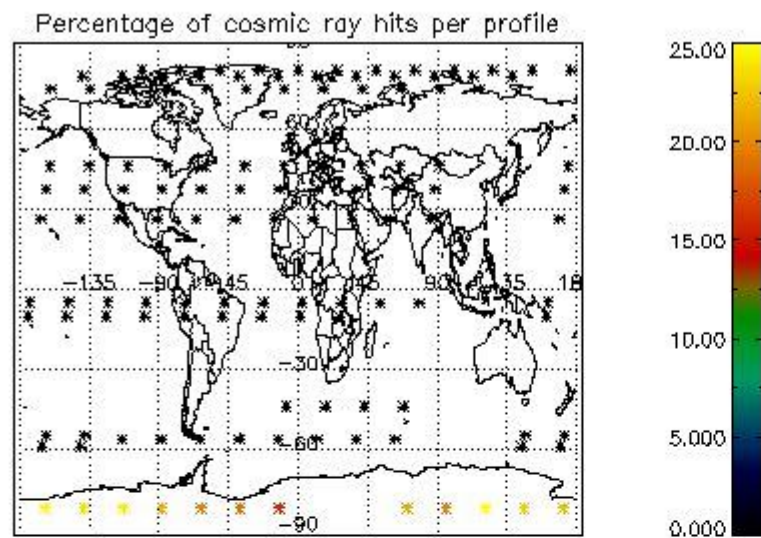


4.2 Plot quality information per product coming from level 1b processing (world map)

4.2.1 Plot level 1 quality information per product (world map): ENVISAT ASCENDING passes



4.2.2 Plot level 1 quality information per product (world map): ENVISAT DESCENDING passes



5. Trace gas profiles

5.1 Ozone statistics based on quality of products

The final quality of the products can be "measured" using the STD (Standard Deviation) attached to every point profile. This information is written to the parameter GOM_NL__2P/NL_LOCAL_SPECIES_DENSITY/o3_std of the level 2 products. The table below shows the statistics for given STD ranges.

The statistics are given with respect to the overall valid production:

- Products without fatal errors: GOM_NL__2P/MPH/PRODUCT_ERR=0
- Valid point profile: GOM_NL__2P/NL_LOCAL_SPECIES_DENSITY/pcd(0)=0

The 'Criteria' is applied to valid points of dark limb products:

- Products in dark limb illumination condition: GOM_NL__2P/NL_SUMMARY_QUALITY/obs_ill_cond=0
- Products without fatal errors: GOM_NL__2P/MPH/PRODUCT_ERR=0
- Valid point profile: GOM_NL__2P/NL_LOCAL_SPECIES_DENSITY/pcd(0)=0

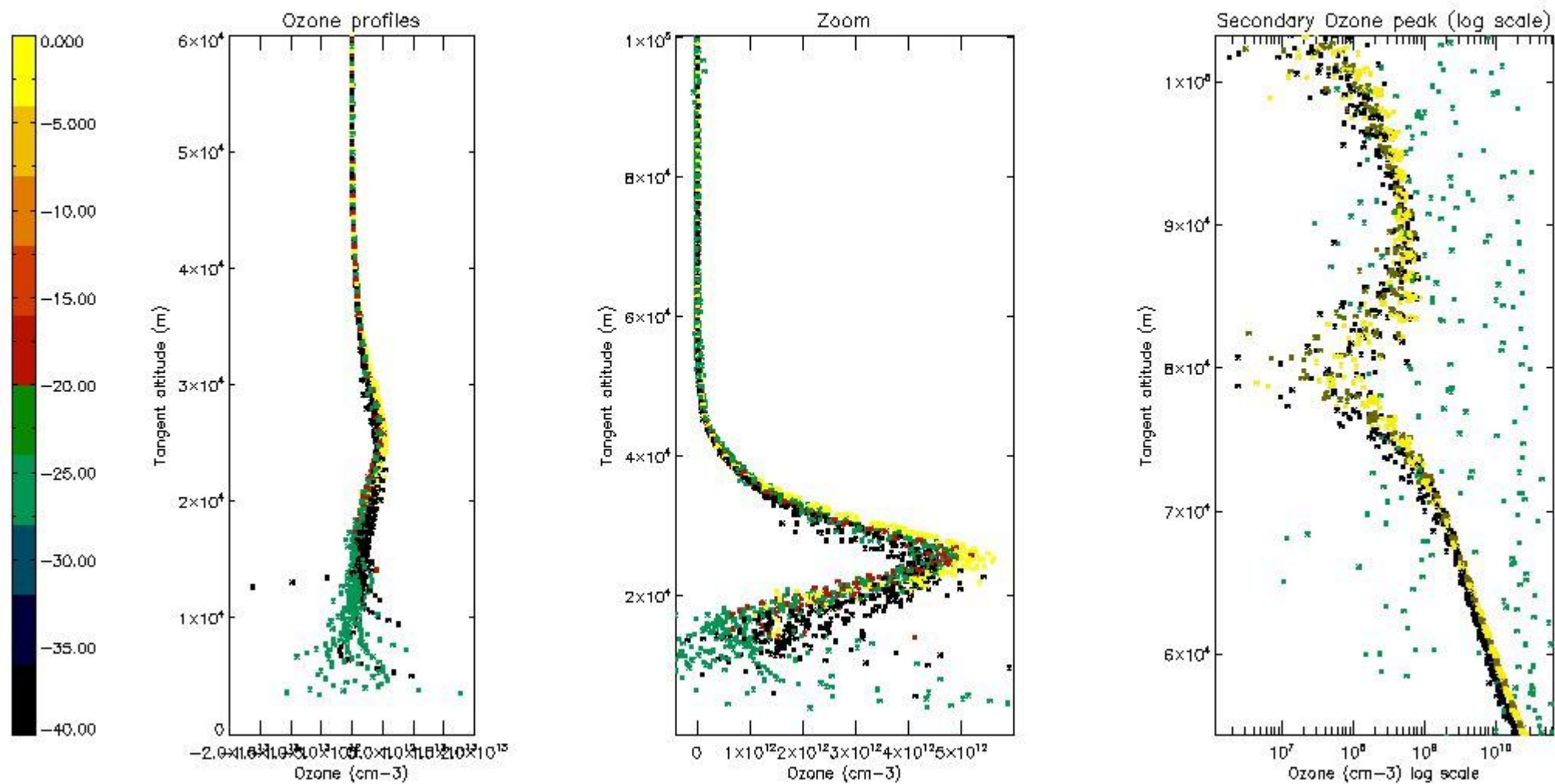
So, the table below shows the percentage of dark limb and valid observations for each criteria with respect to the overall valid daily observations.

Criteria	% of total production
All STD	21
STD < 20	12

STD < 10	10
STD < 5	8

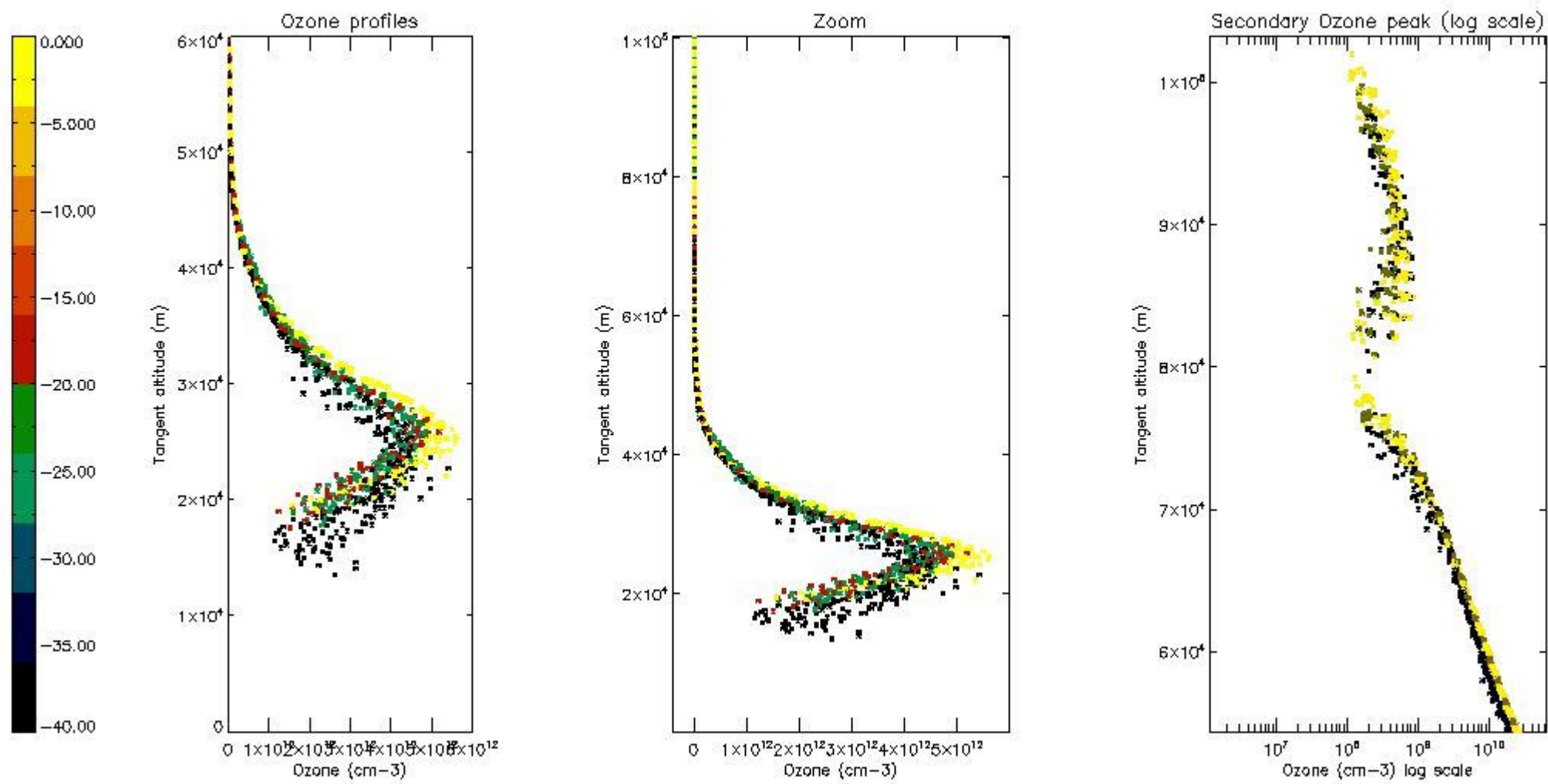
5.2 Plot ozone profiles for all STD (dark without errors)

The colorbar represents the latitude.



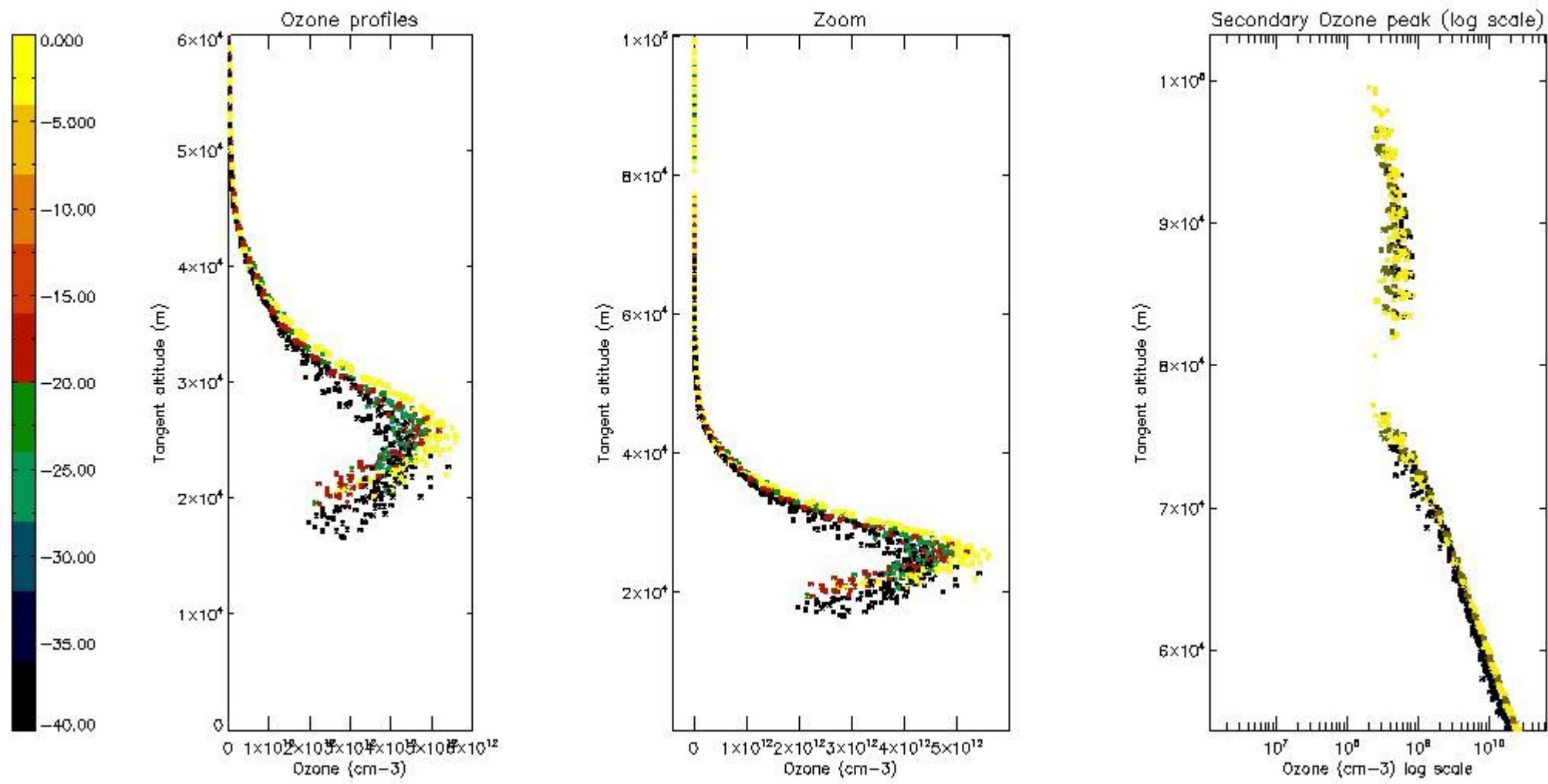
5.3 Plot ozone profiles where STD < 20% (dark without errors)

The colorbar represents the latitude.



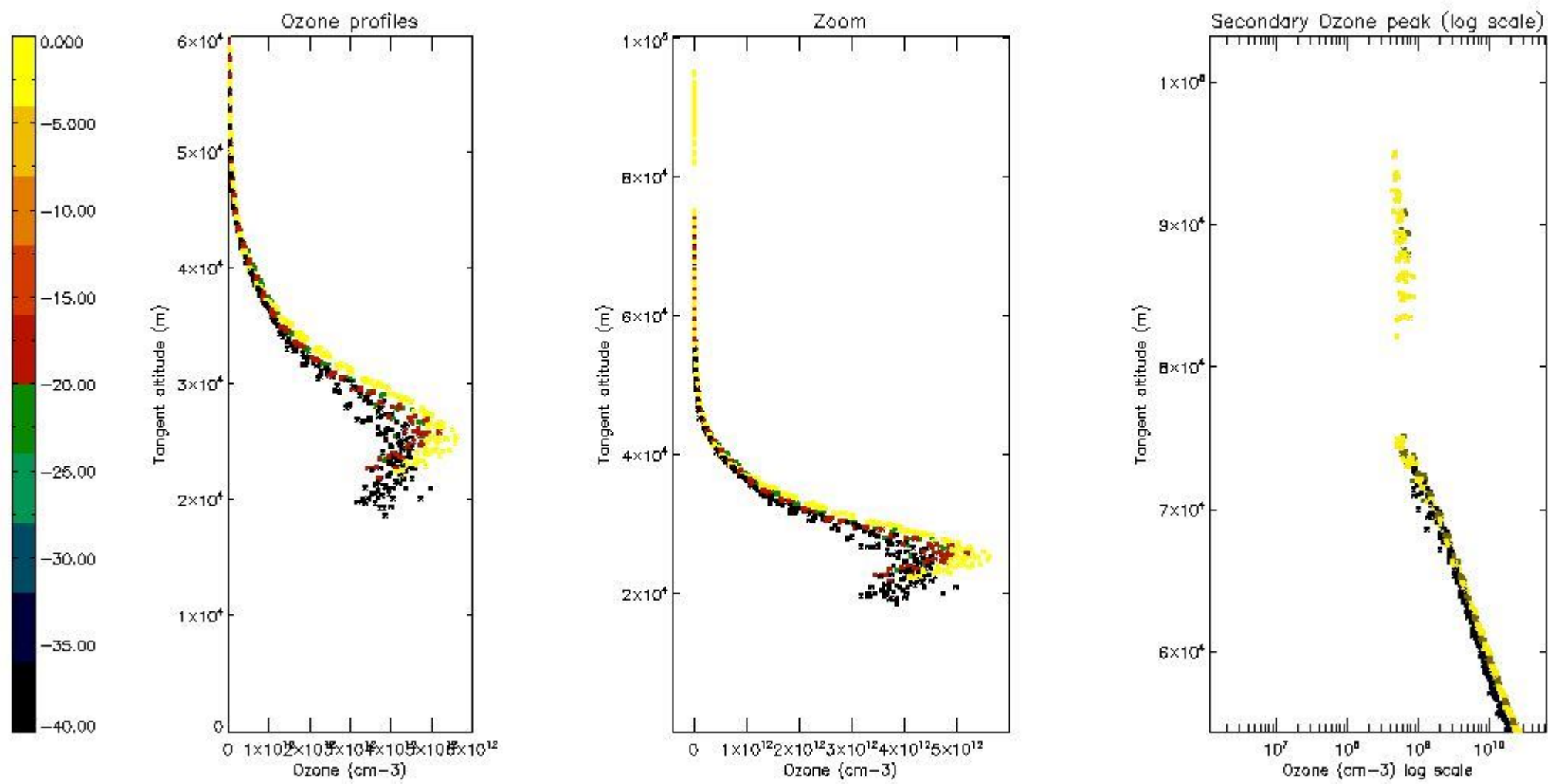
5.4 Plot ozone profiles where STD < 10% (dark without errors)

The colorbar represents the latitude.



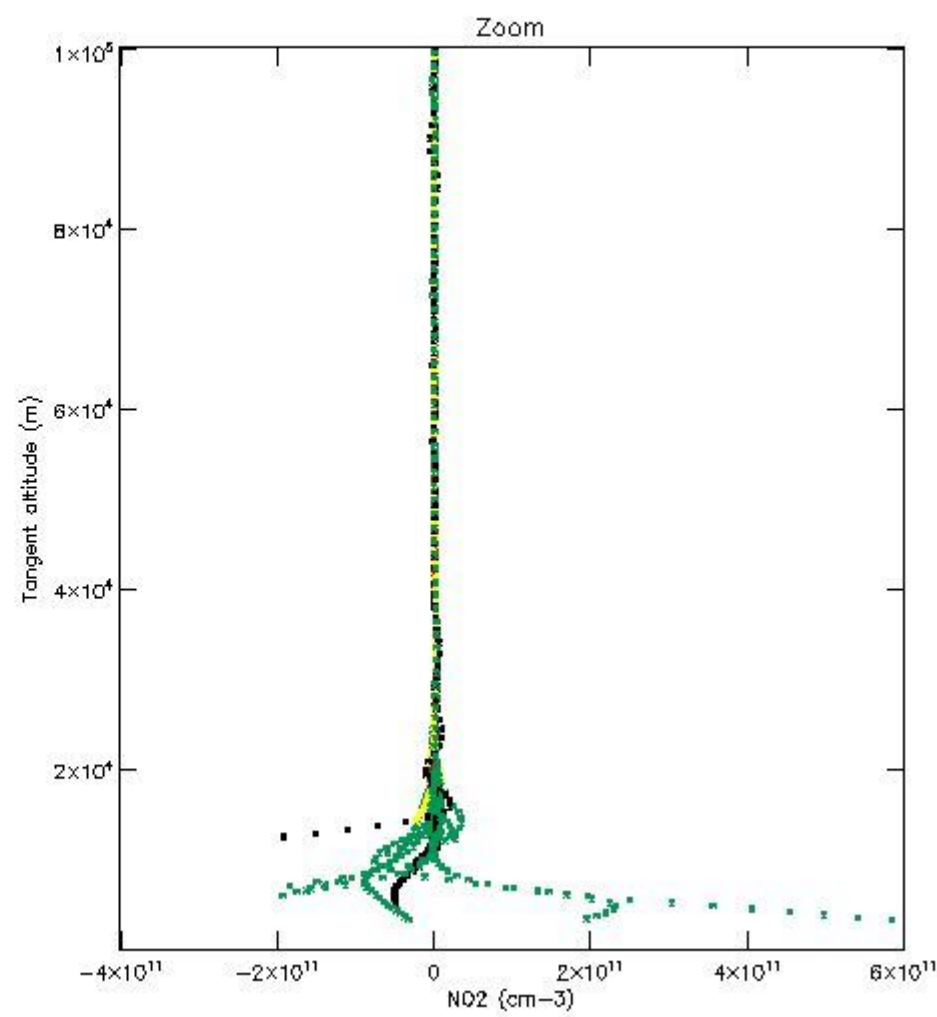
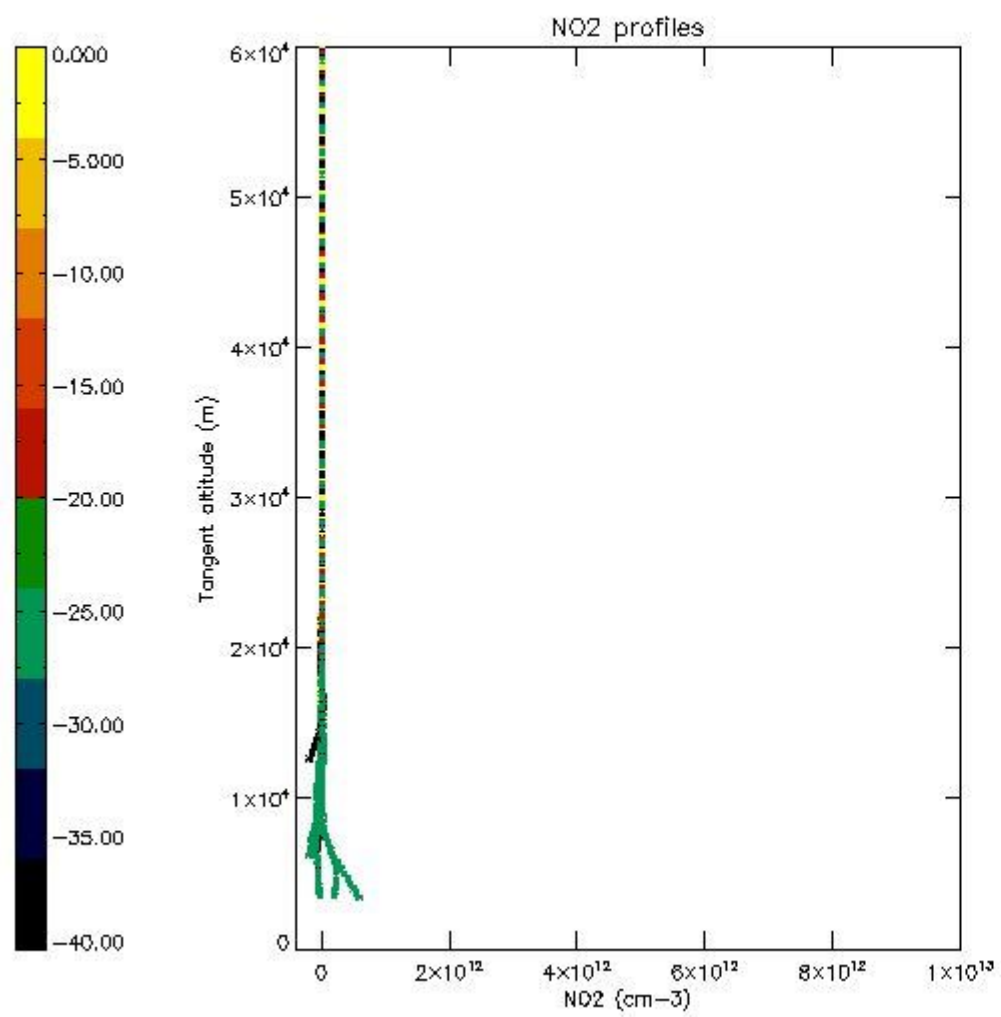
5.5 Plot ozone profiles where STD < 5% (dark without errors)

The colorbar represents the latitude.



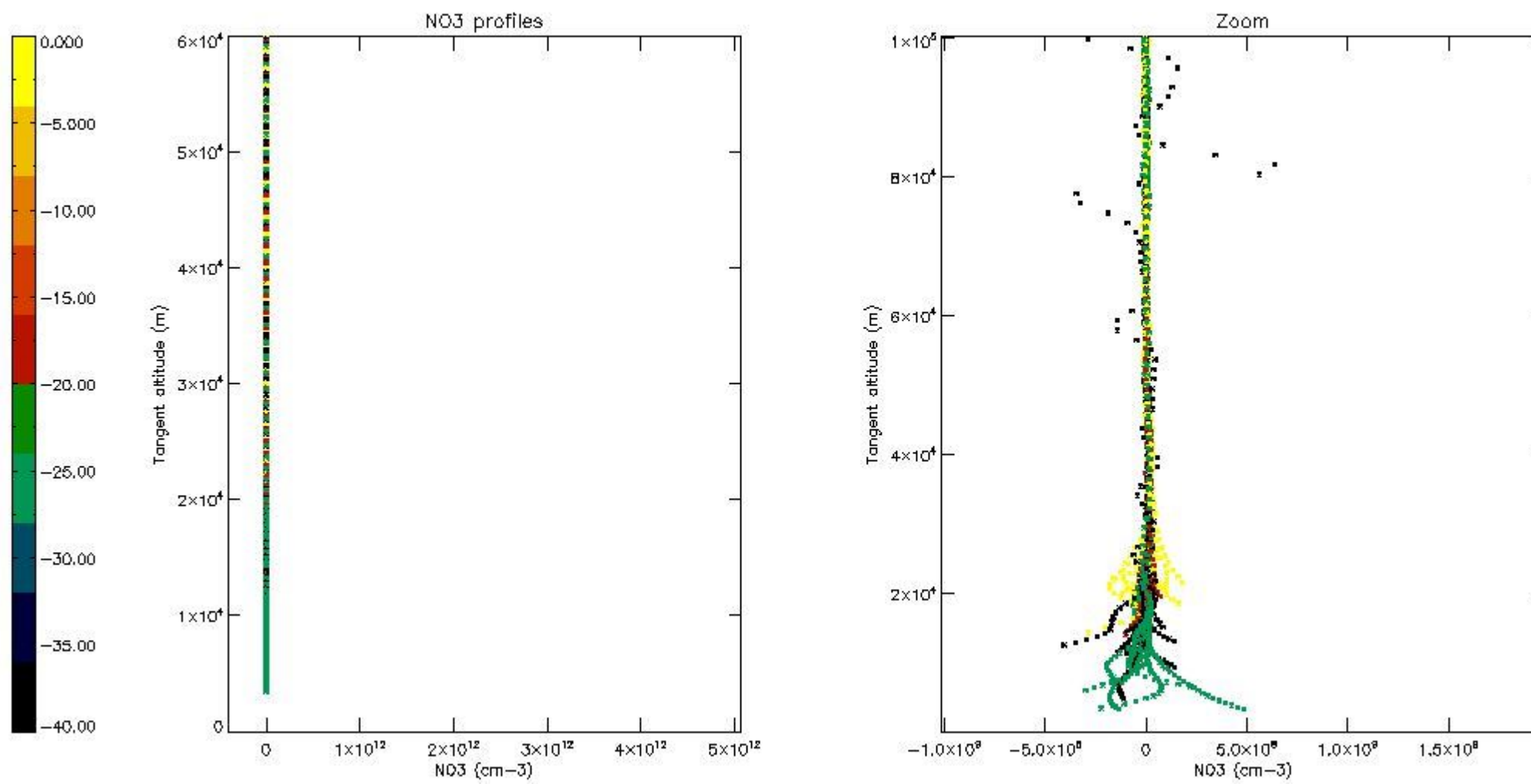
5.6 Plot NO₂ profiles for all STD (dark without errors)

The colorbar represents the latitude.



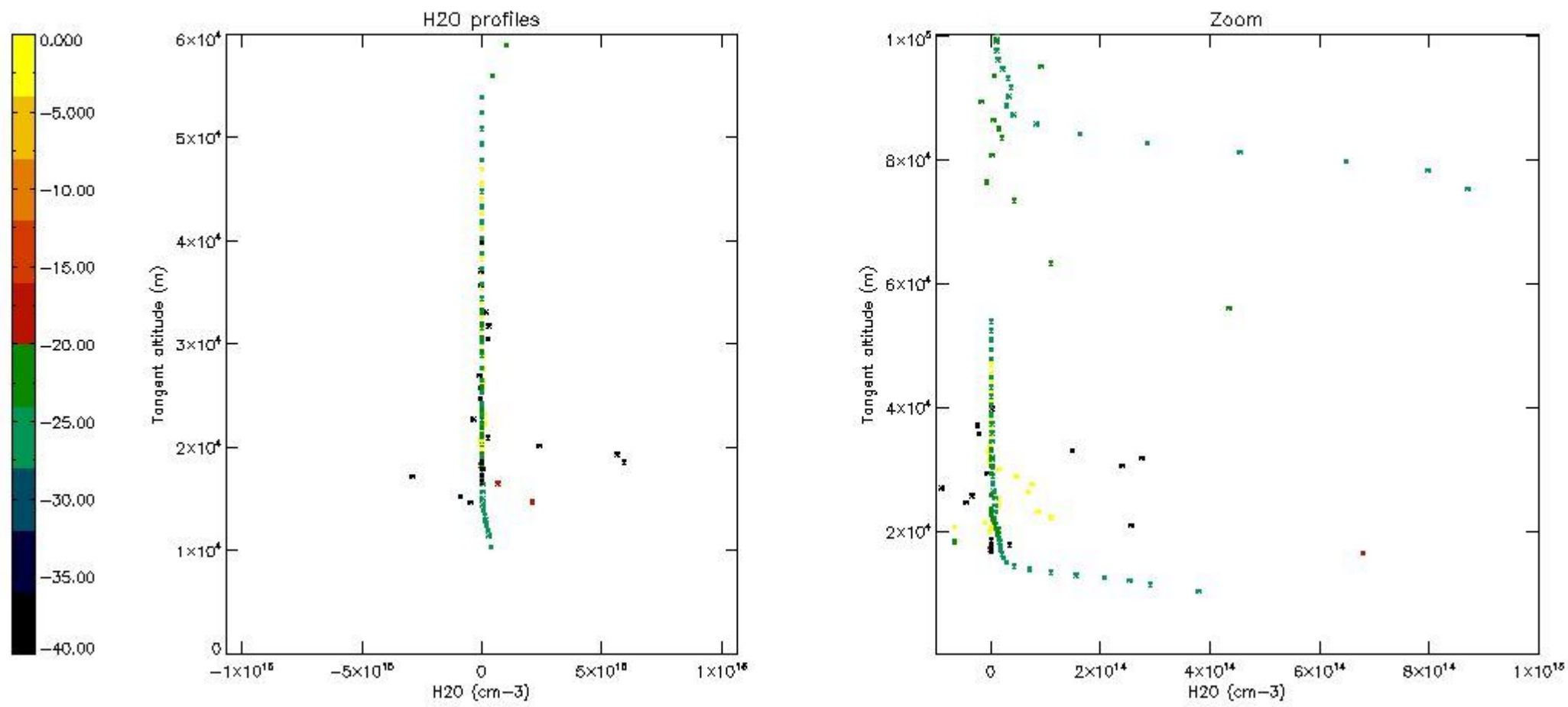
5.7 Plot NO3 profiles for all STD (dark without errors)

The colorbar represents the latitude.



5.8 Plot H₂O profiles for all STD (only for occultations of stars 1,2,3,4,13,14,16,26,63 dark without errors)

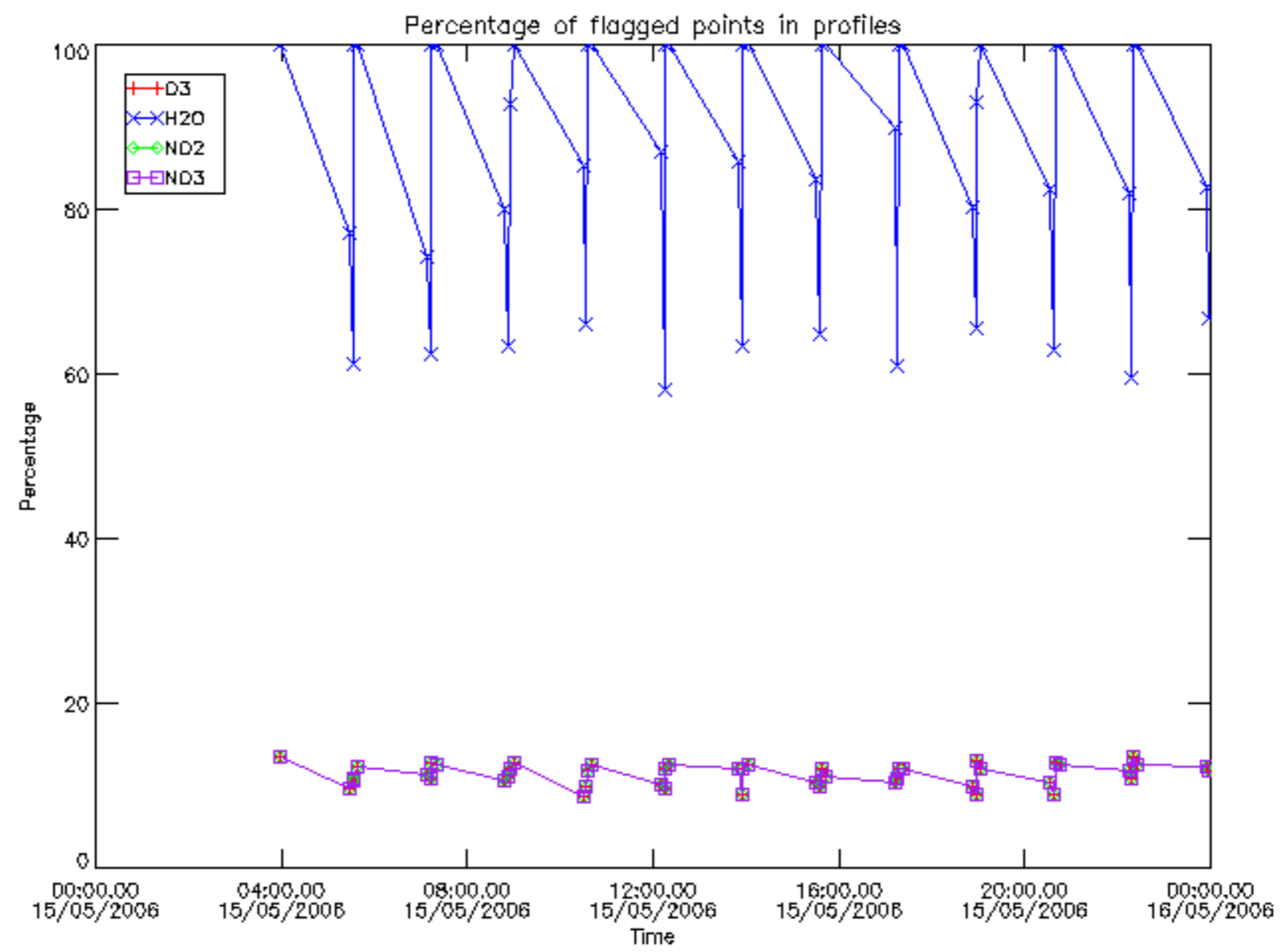
The colorbar represents the latitude.



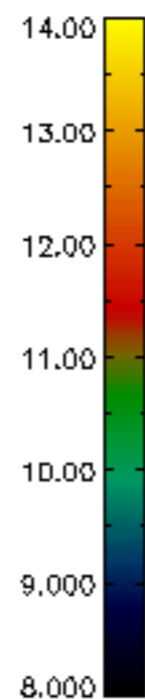
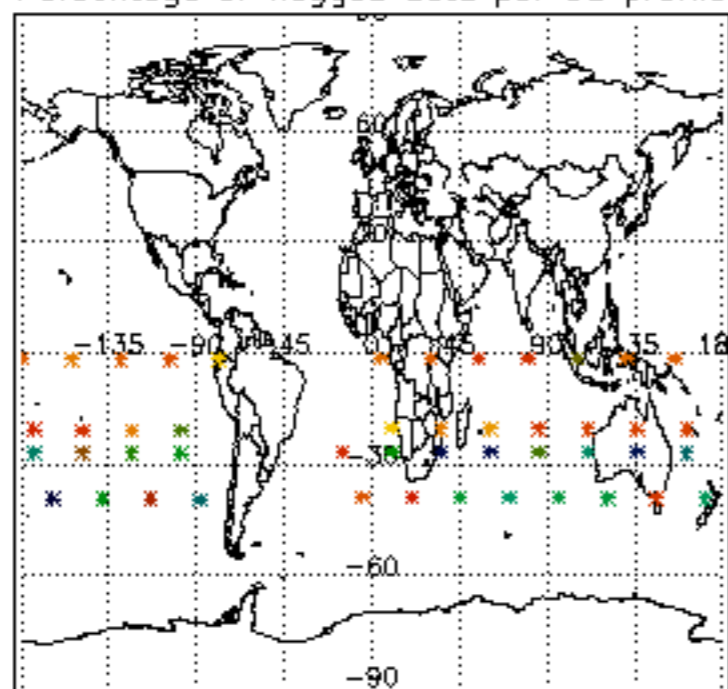
6. Auxiliary Data Files used for the production reported in section 2

The number reported in the third column indicates since which file (see list in section 2) the corresponding auxiliary file has been used. The fourth column is the date of those product files.

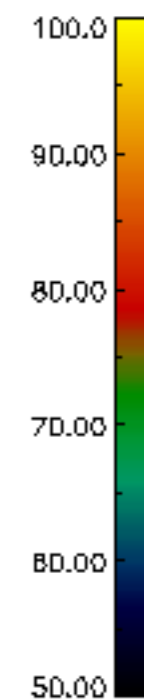
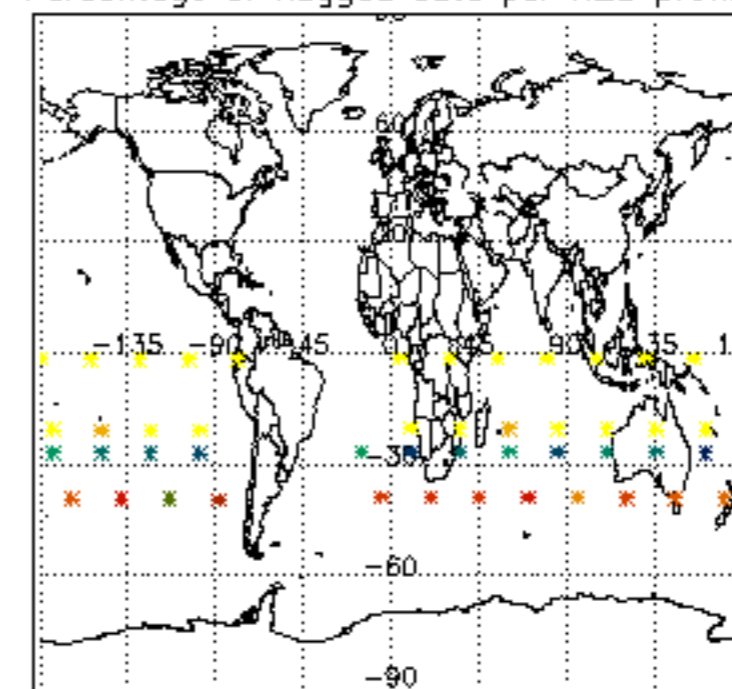
Type	Auxiliary Filename	Used since product	Used since product date
INST_PHYS_CHARACTERISTICS	GOM_INS_AXVIEC20091111_143220_20030716_120000_20500101_000000	1	15-MAY-2006 03:58:24
LEVEL-2_PROC_CONFIG	GOM_PR2_AXVIEC20091111_152718_20020301_000000_20500101_000000	1	15-MAY-2006 03:58:24
CROSS_SECTIONS_FILE	GOM_CR2_AXVIEC20091111_154832_20020301_000000_20500101_000000	1	15-MAY-2006 03:58:24



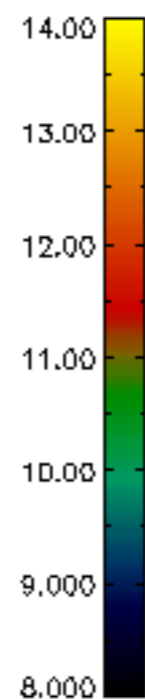
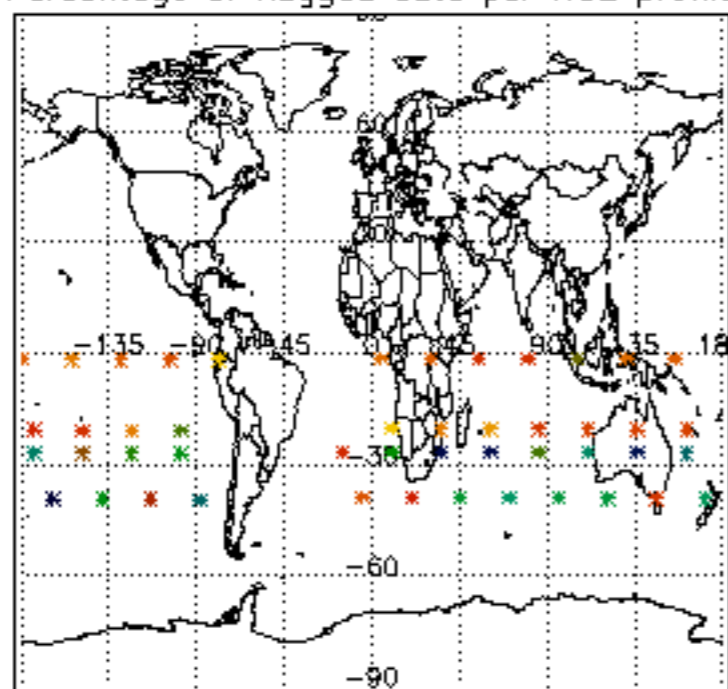
Percentage of flagged data per D3 profile



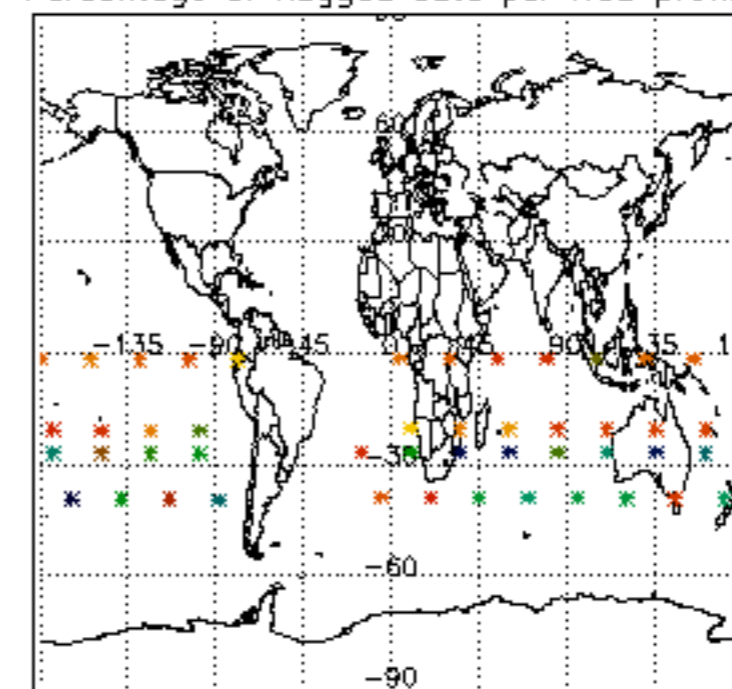
Percentage of flagged data per H2O profile

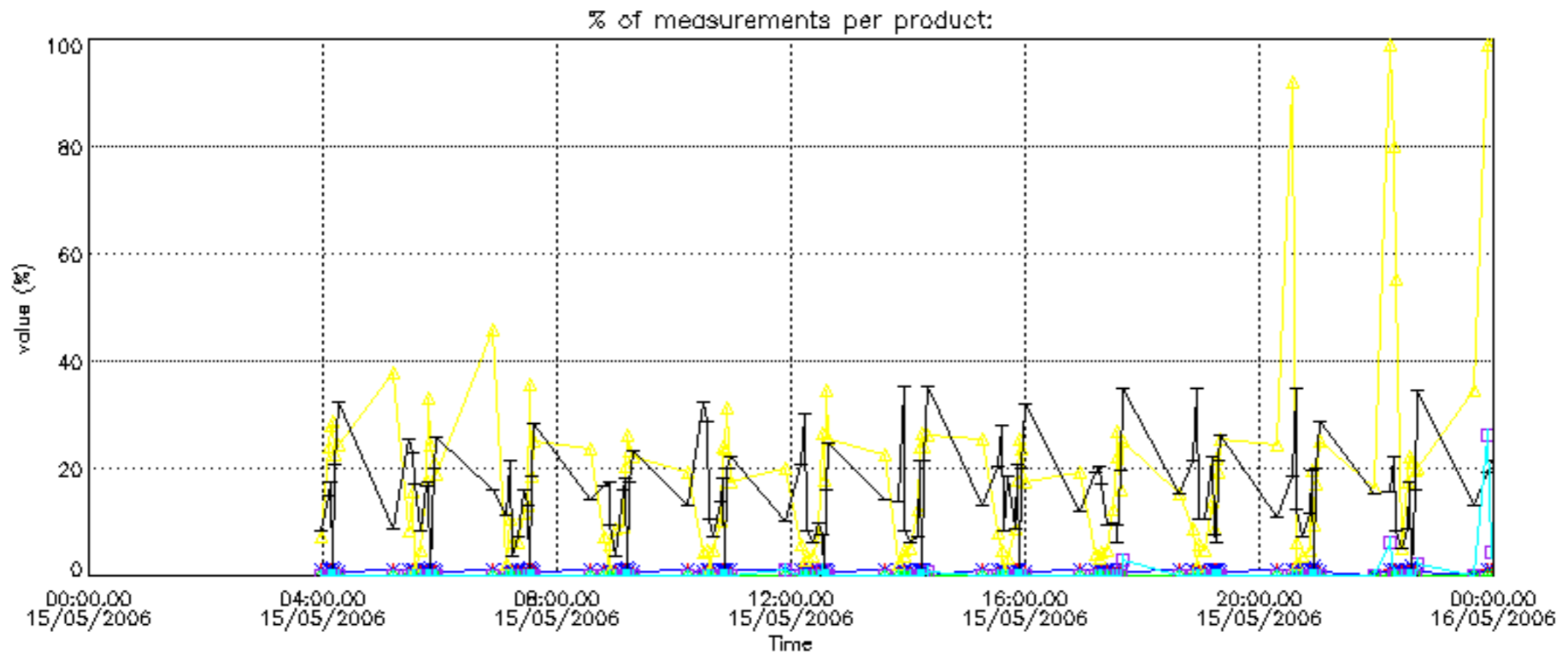


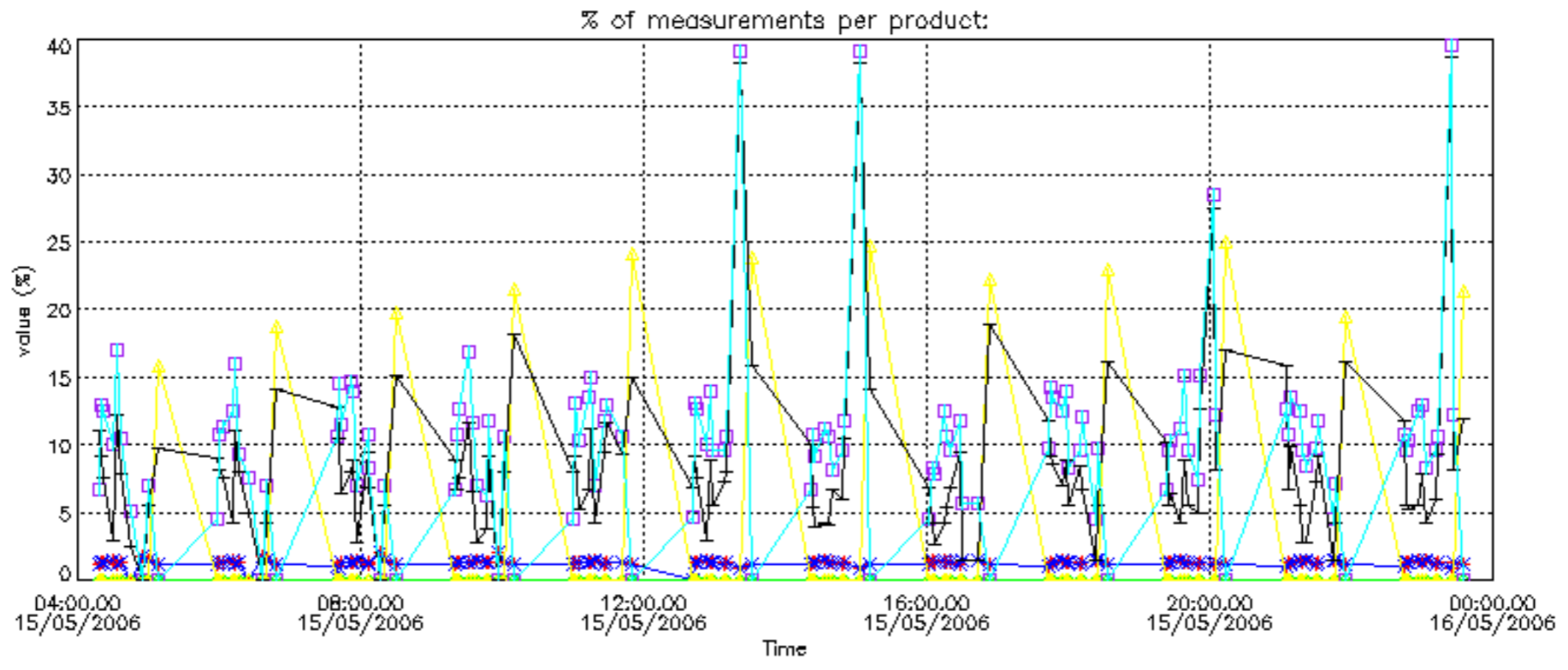
Percentage of flagged data per NO2 profile



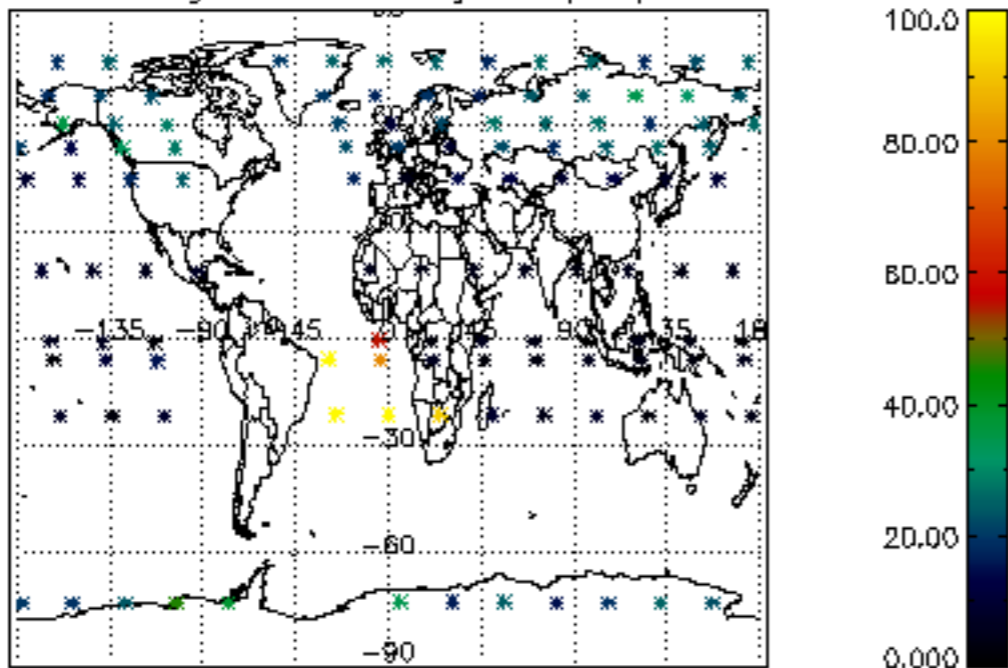
Percentage of flagged data per NO3 profile



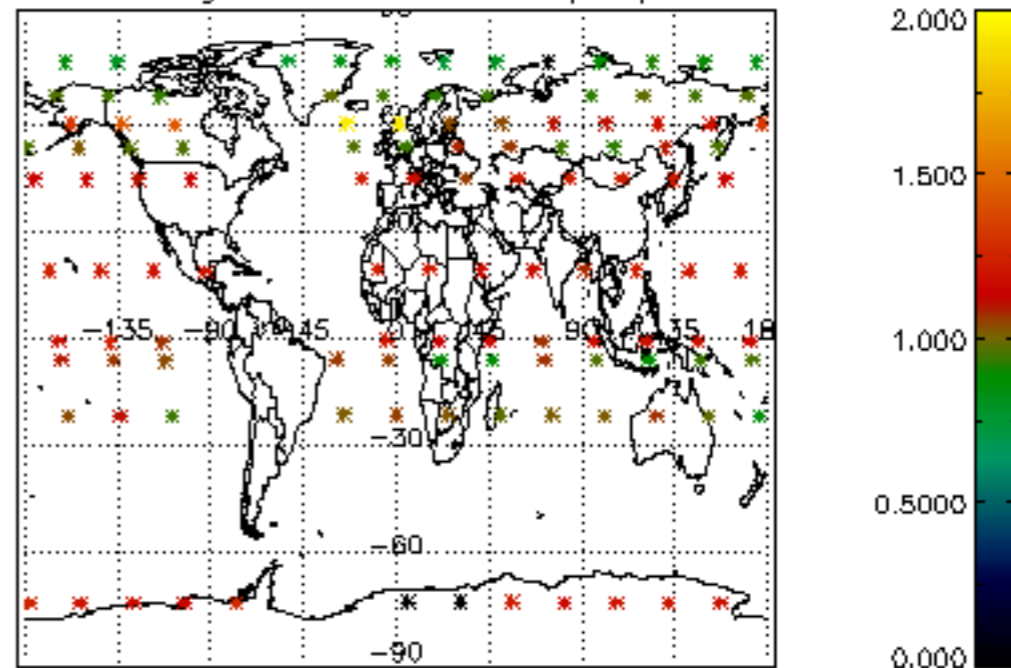




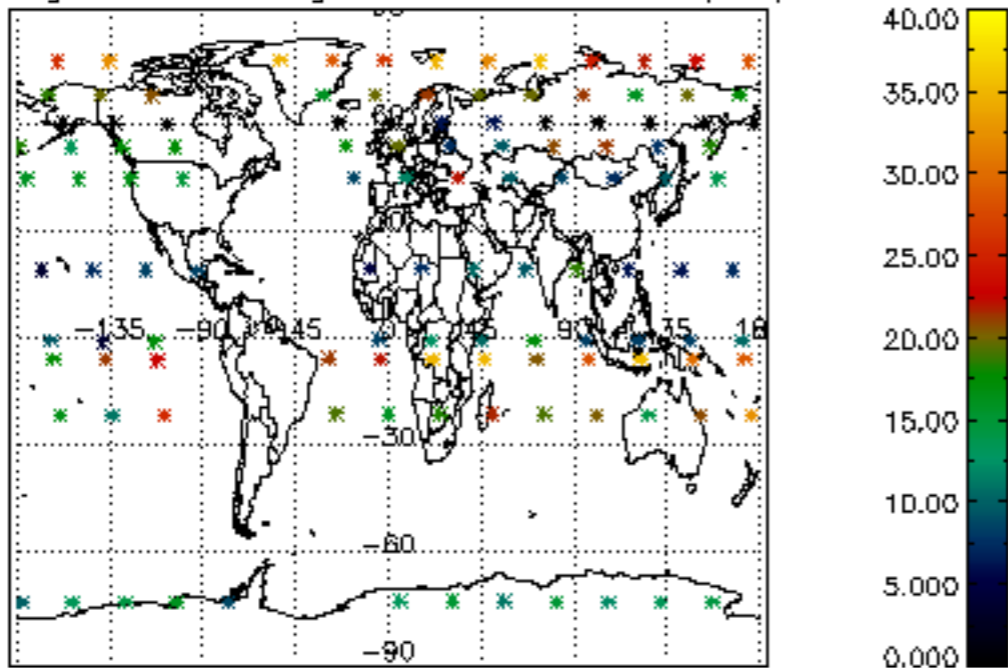
Percentage of cosmic ray hits per profile



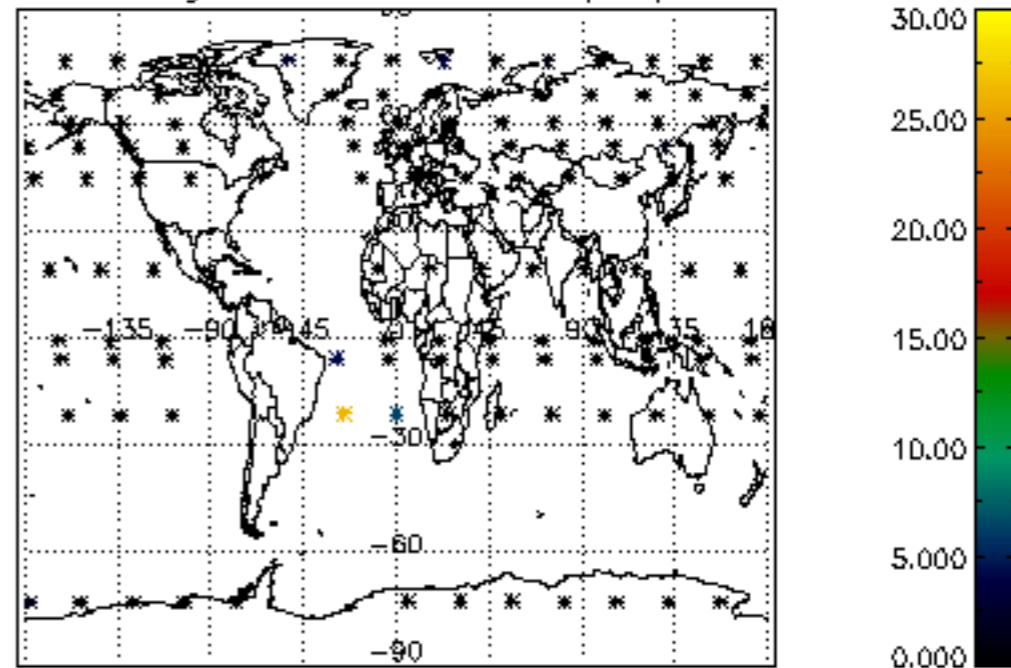
Percentage of datation errors per profile



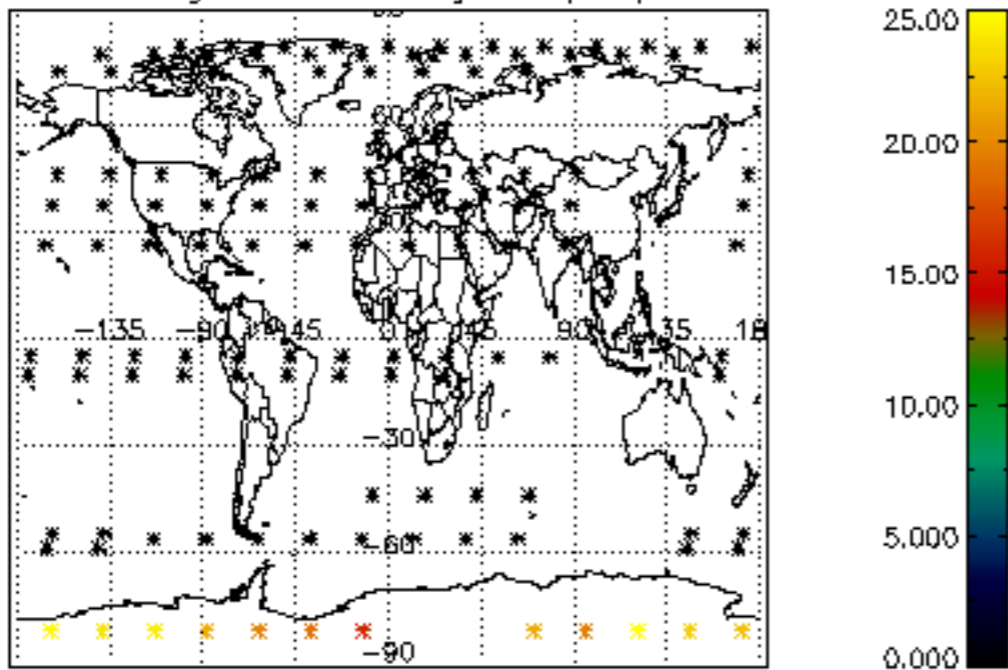
Percentage of star falling outside central band per profile



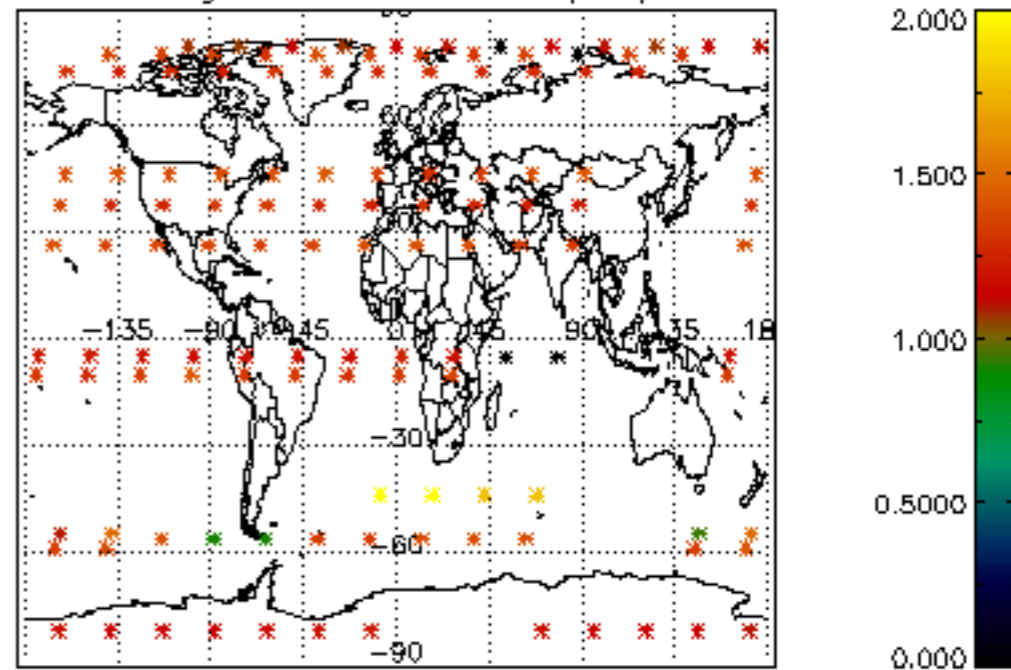
Percentage of saturation errors per profile



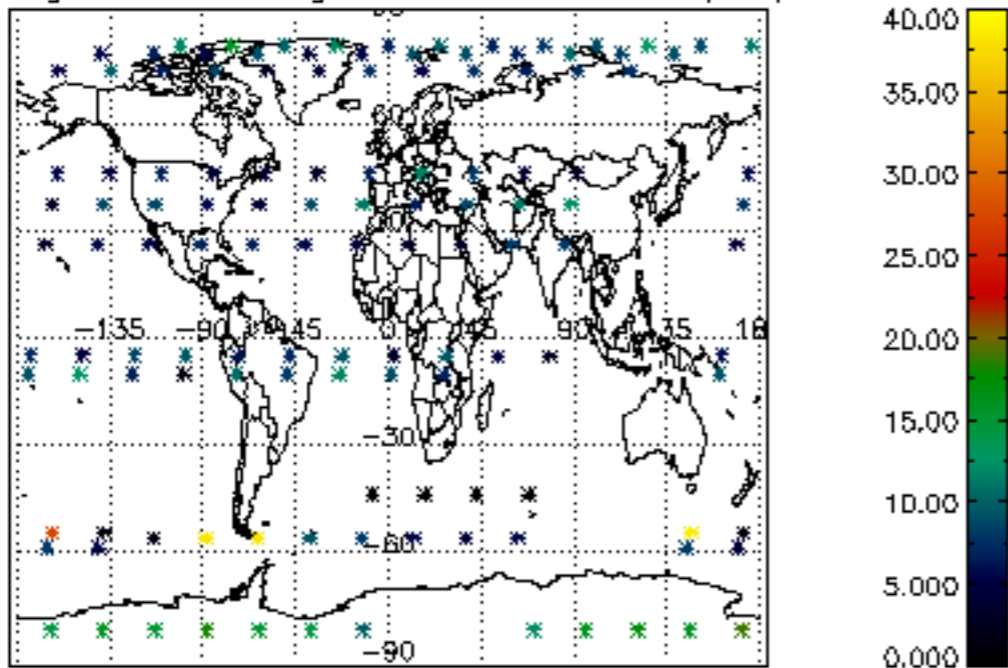
Percentage of cosmic ray hits per profile



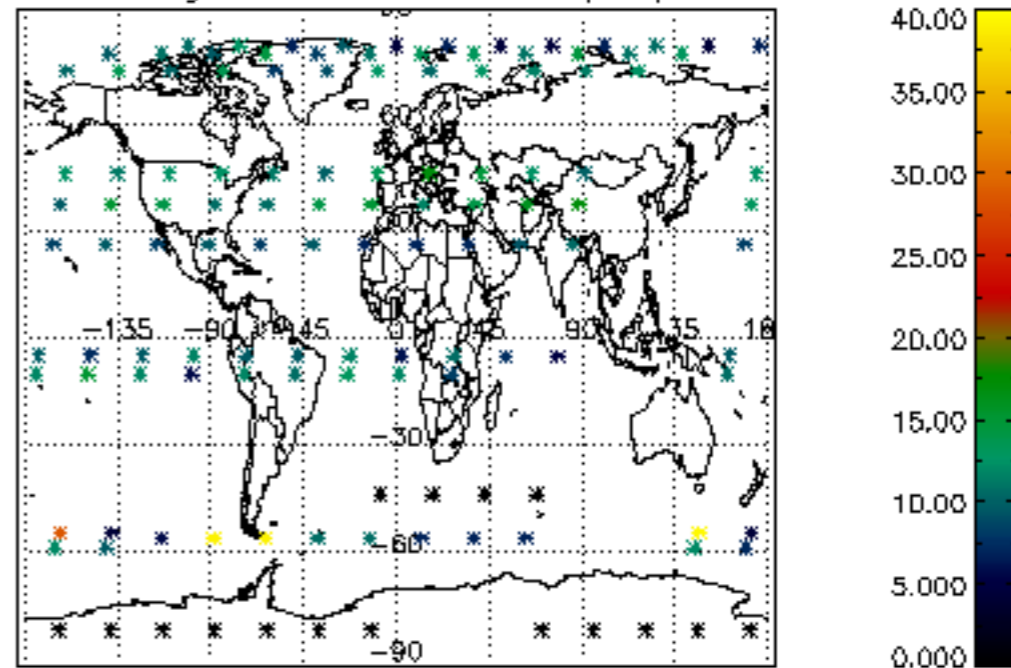
Percentage of datation errors per profile

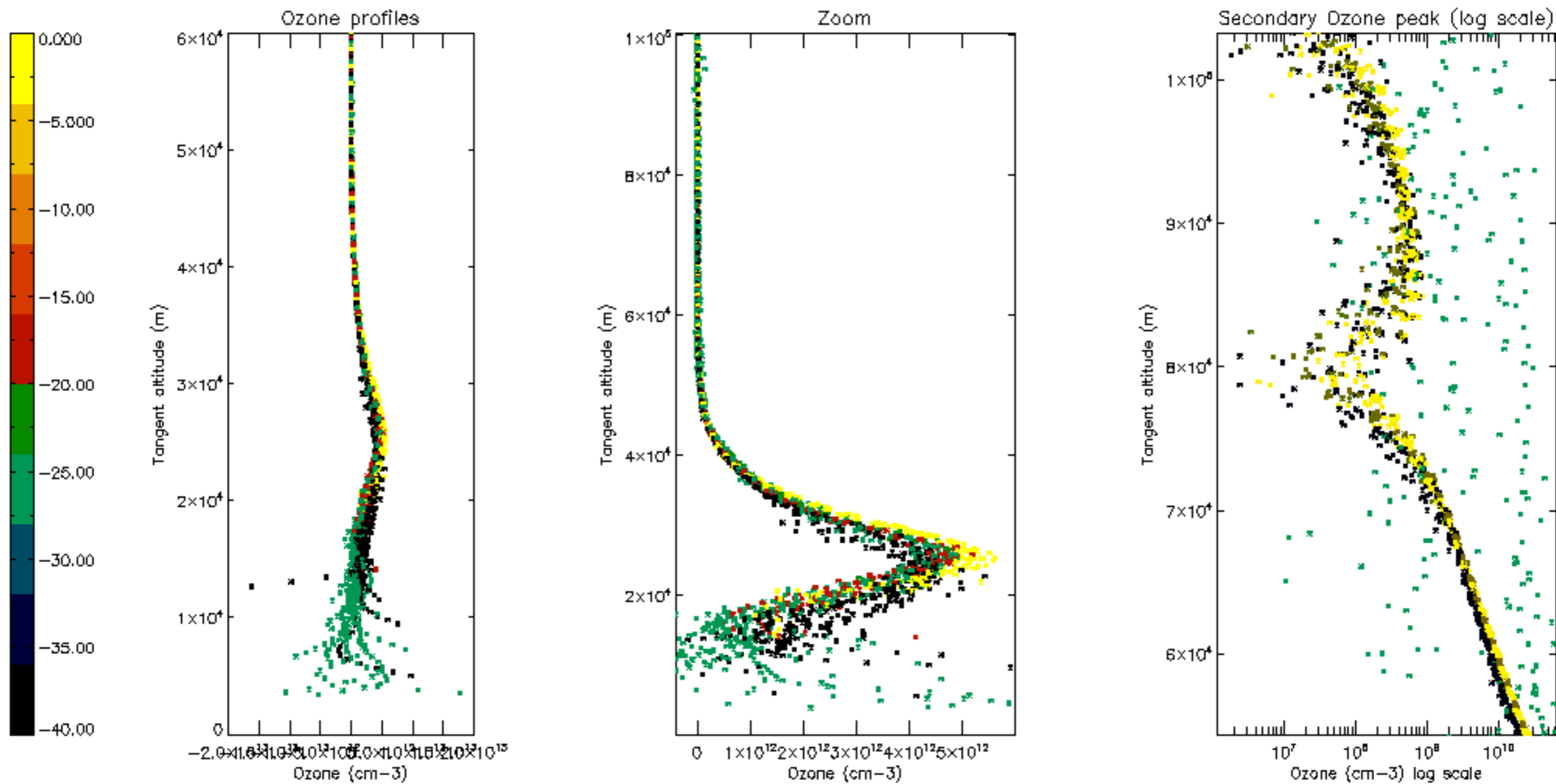


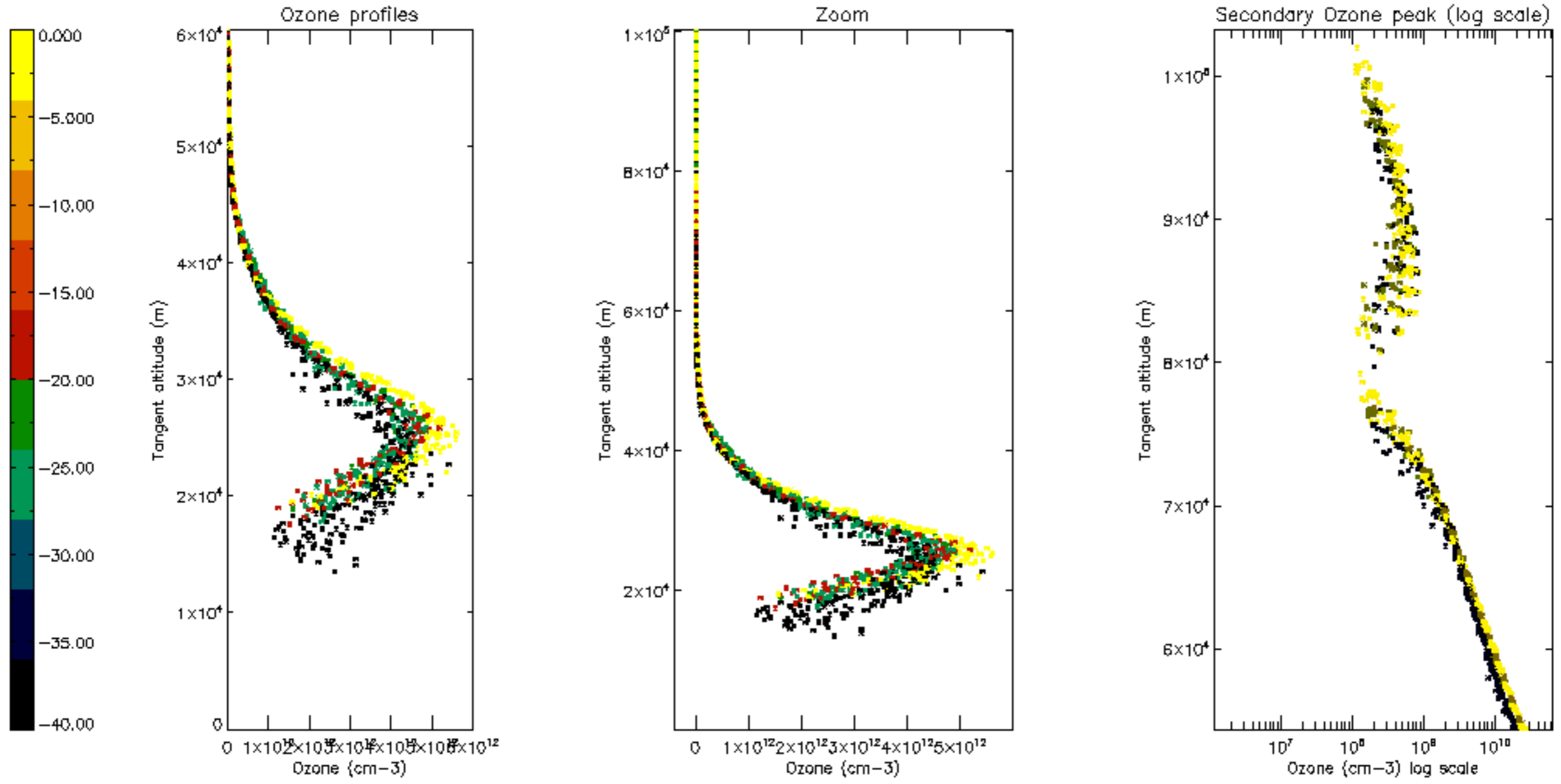
Percentage of star falling outside central band per profile

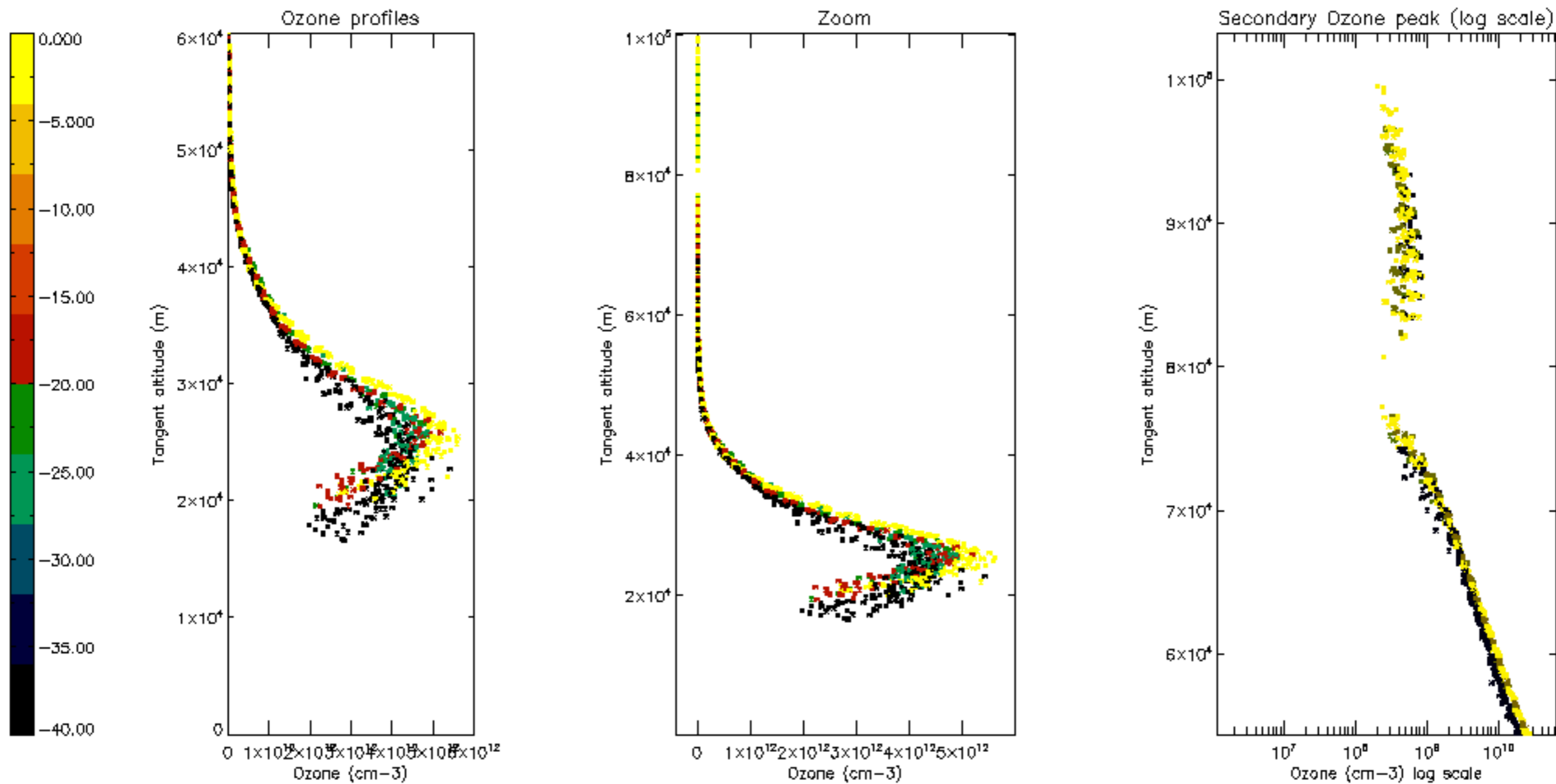


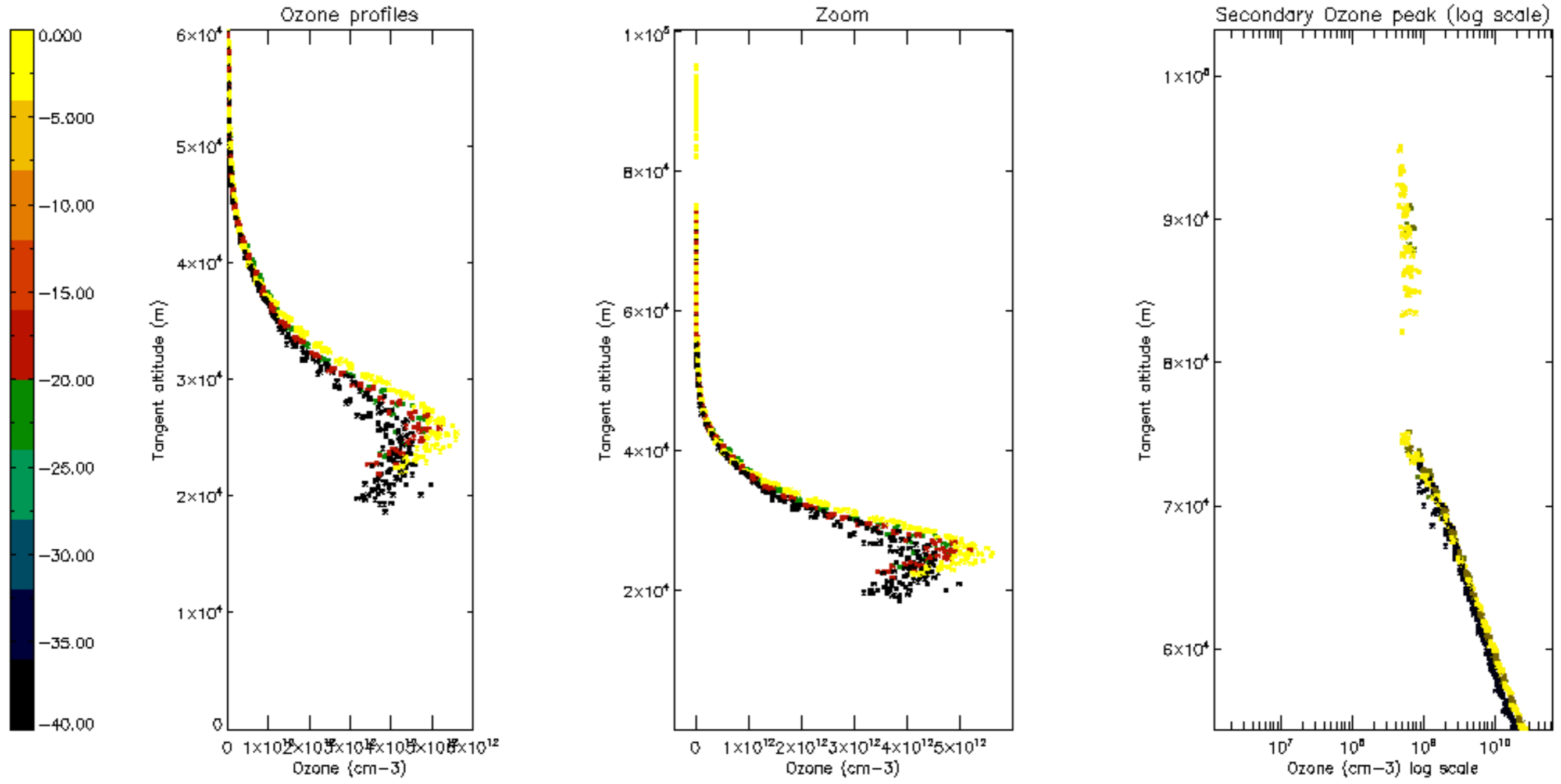
Percentage of saturation errors per profile

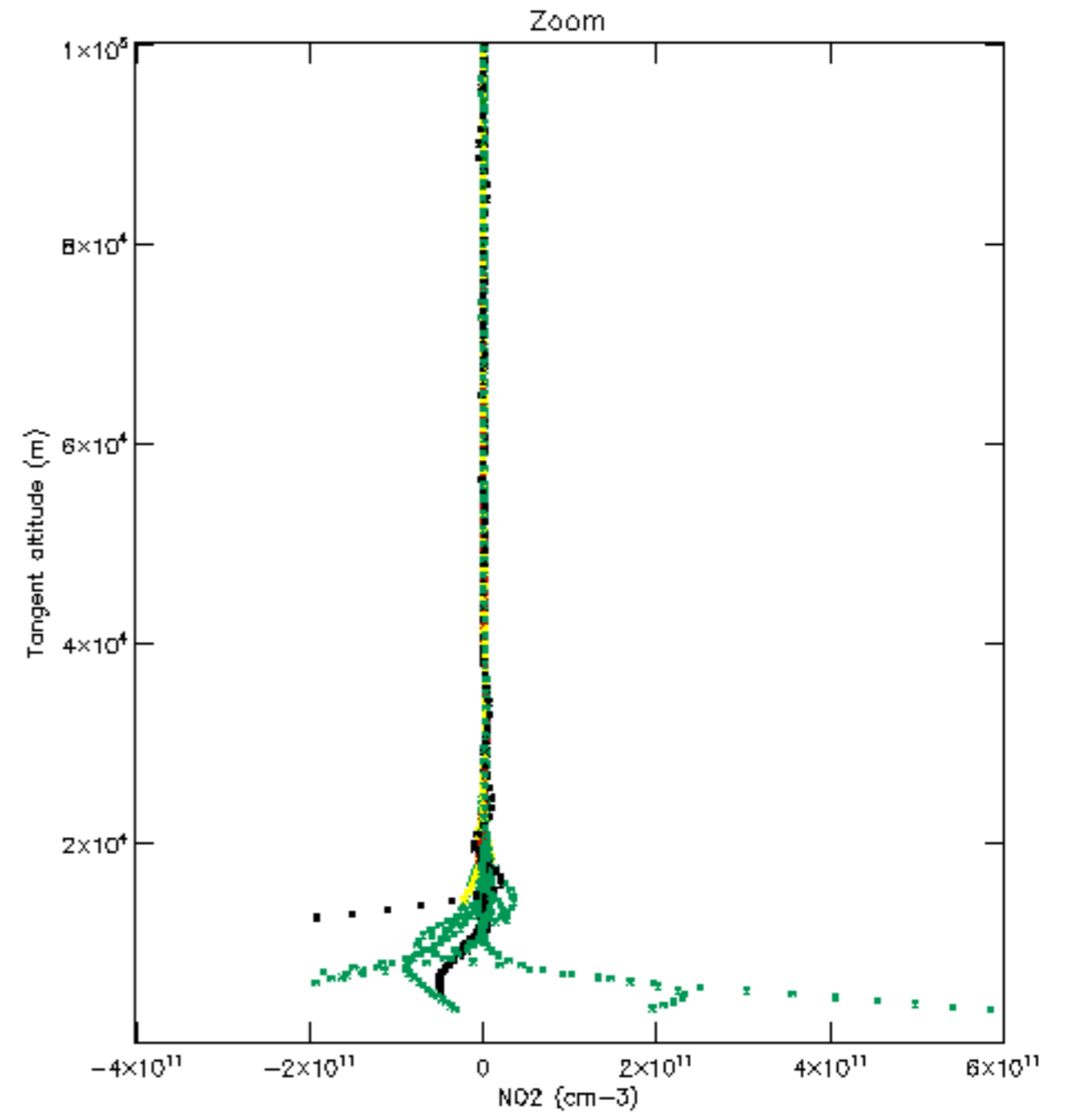
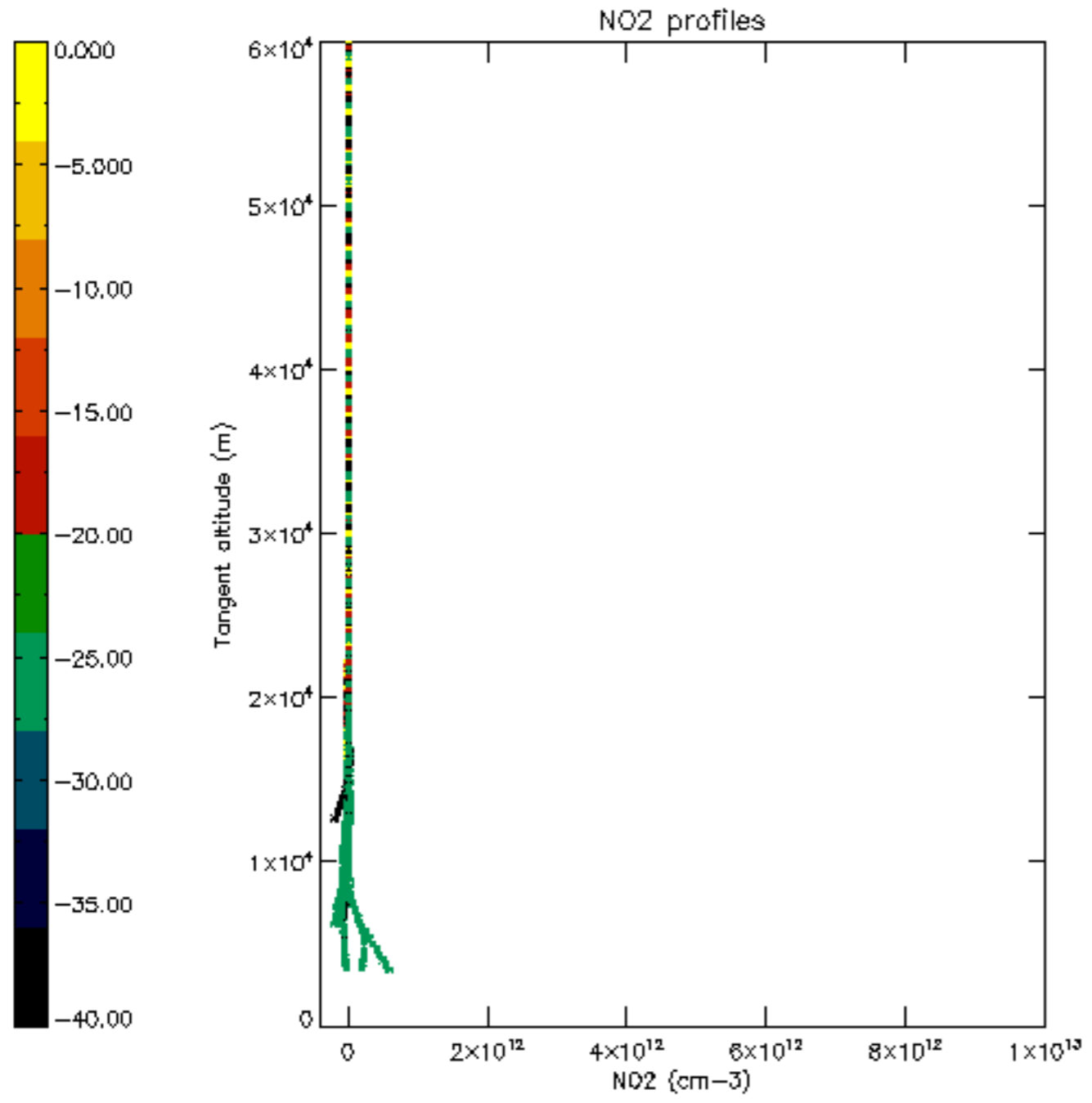


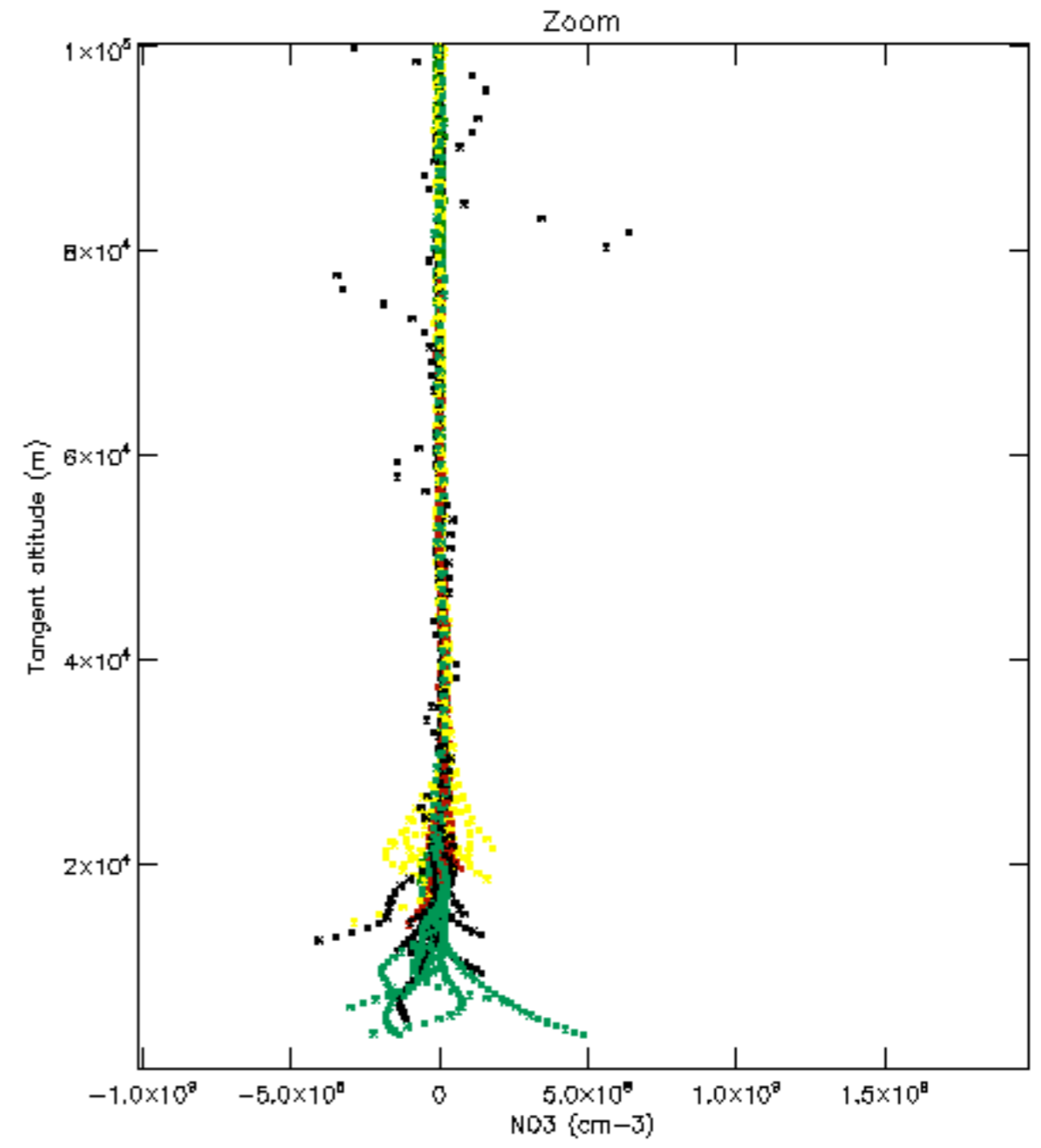
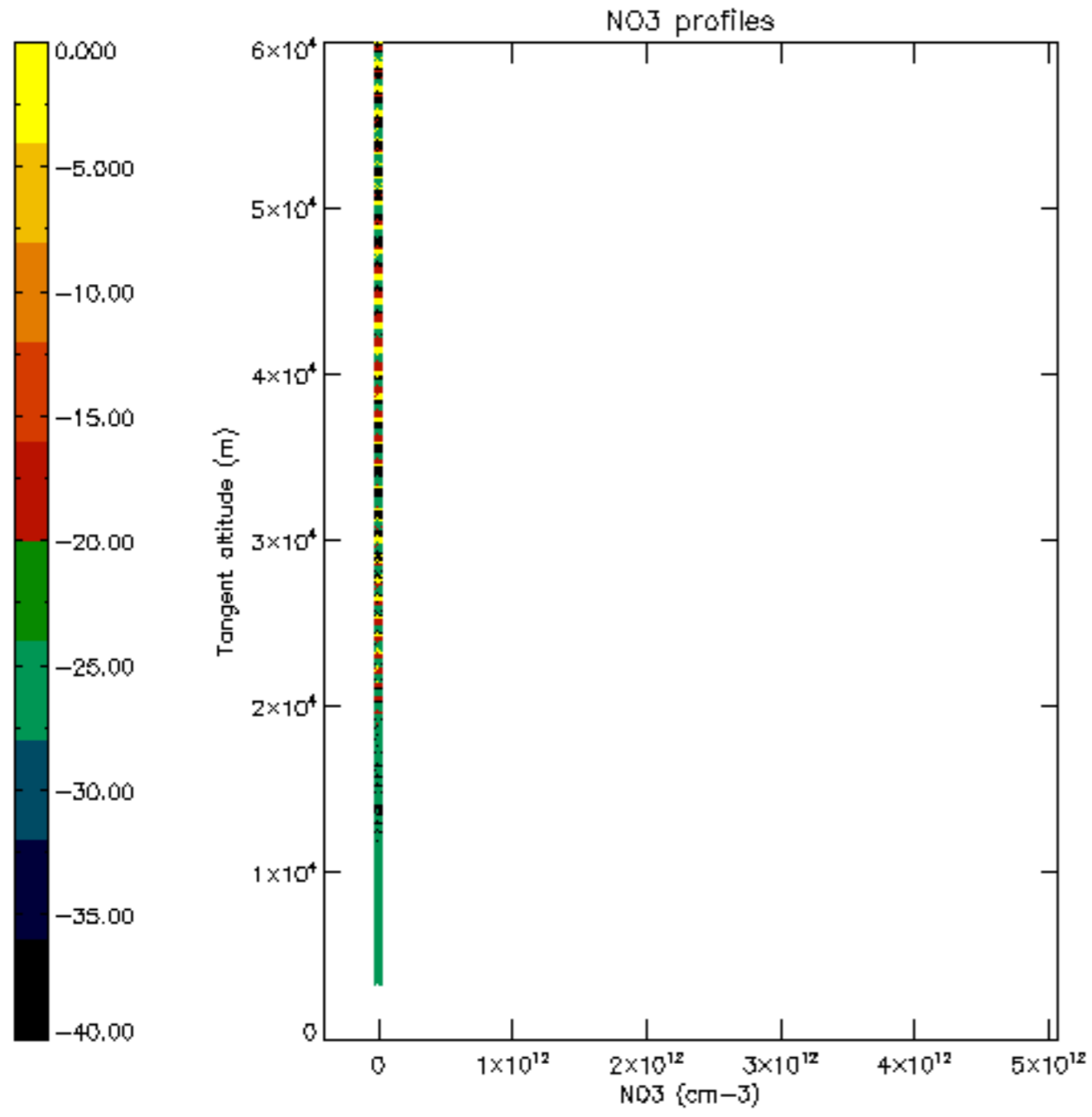


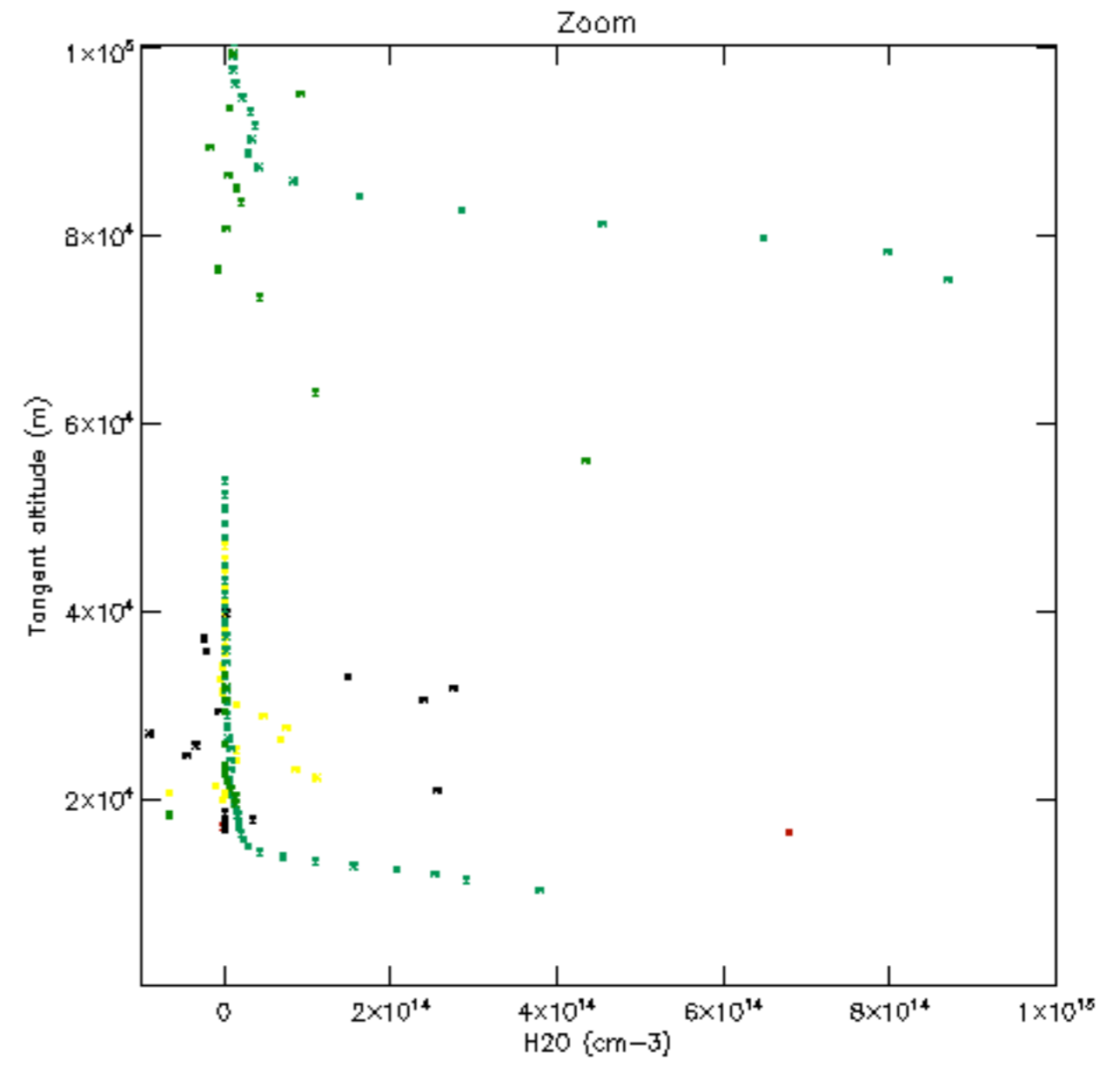
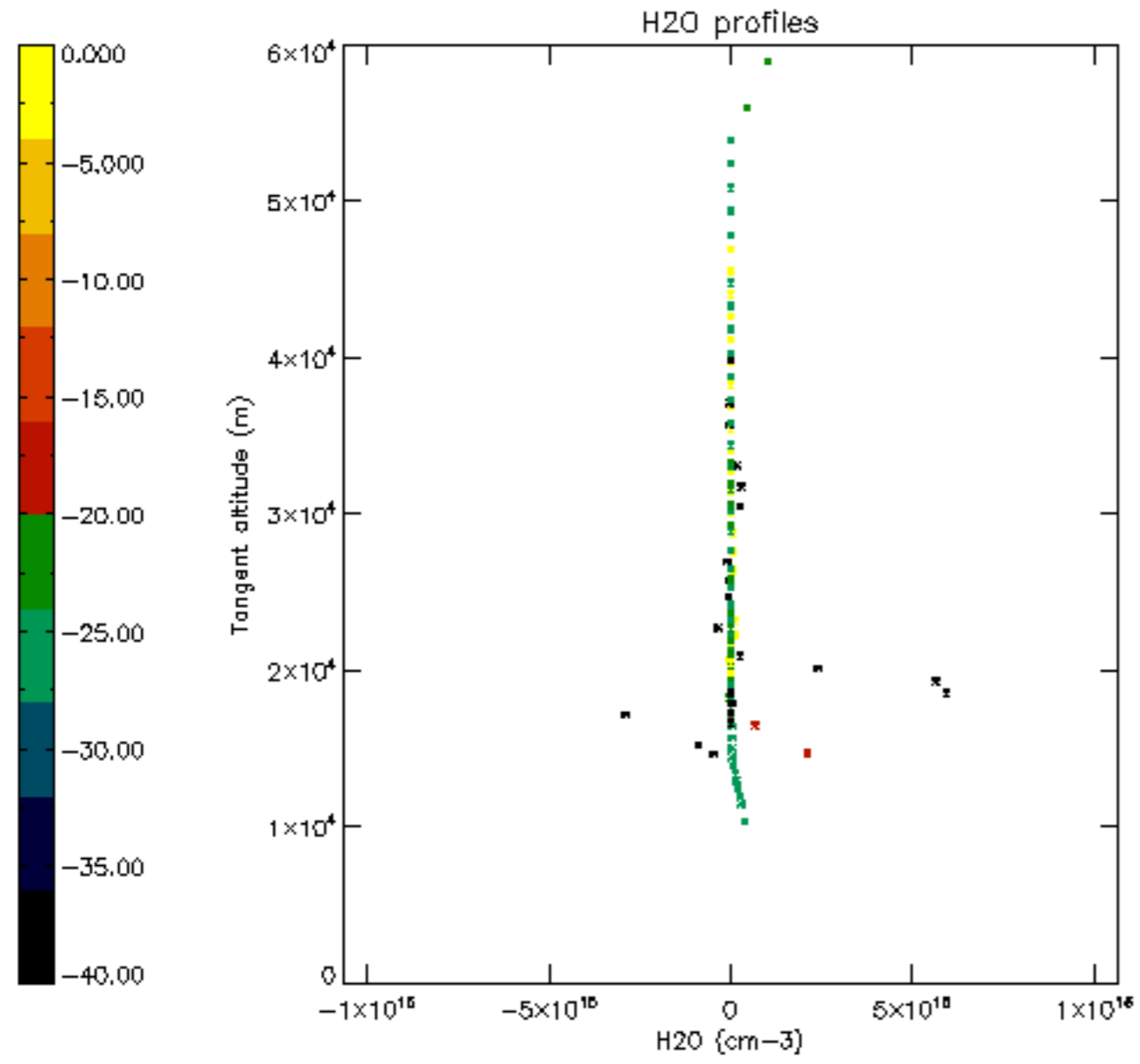


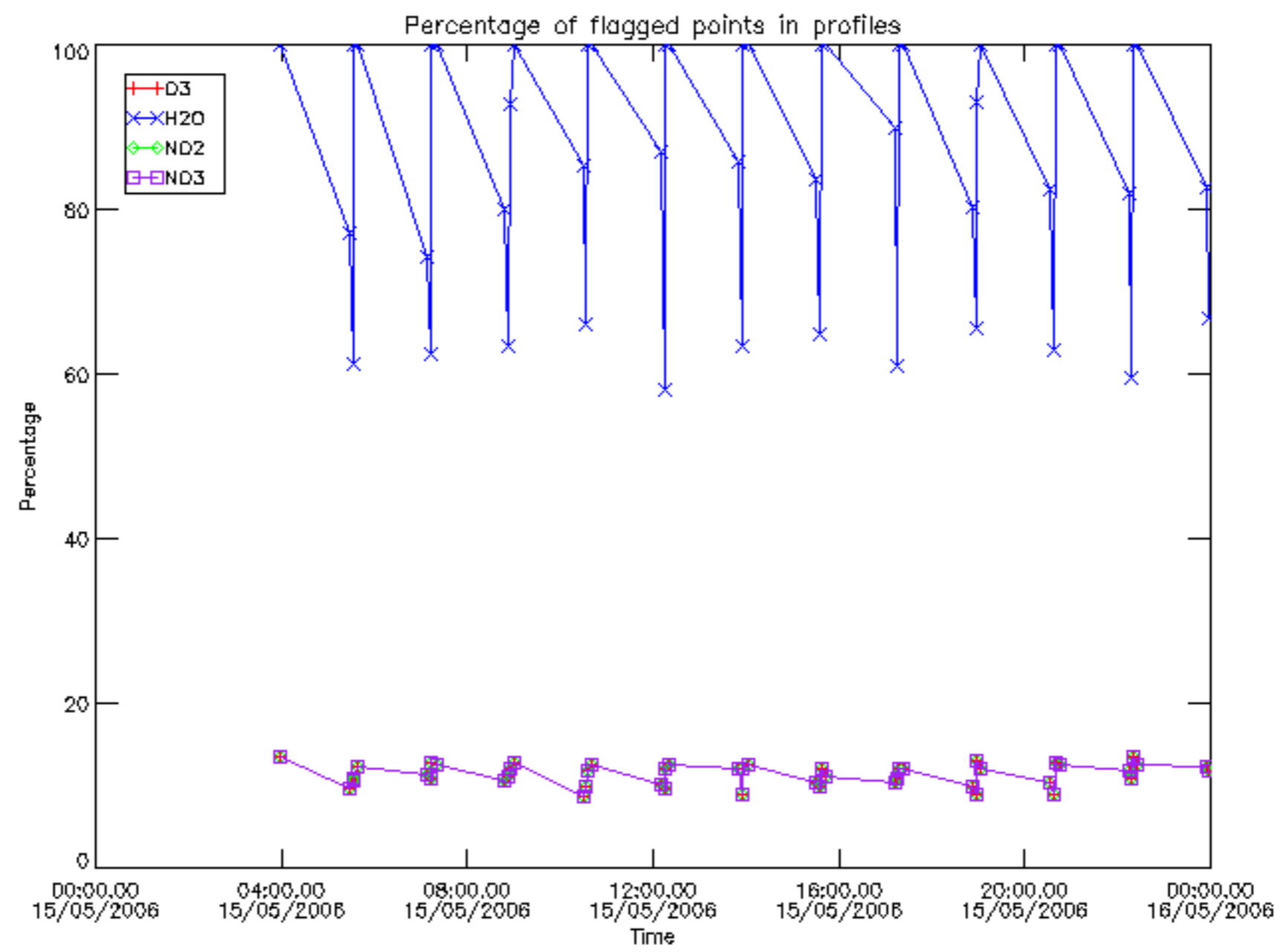




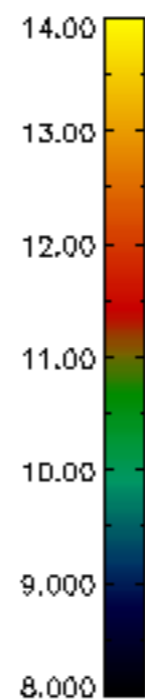
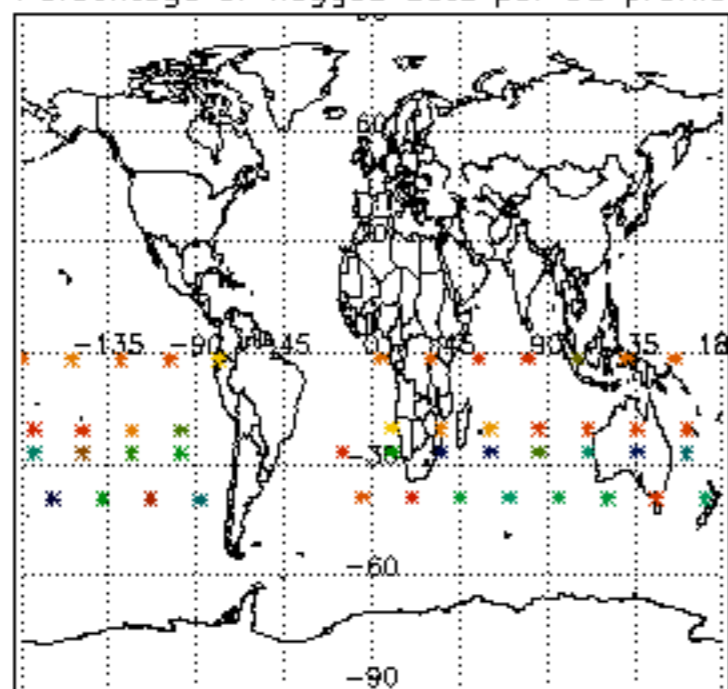




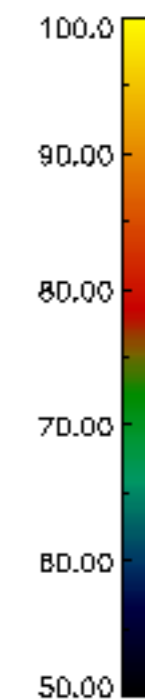




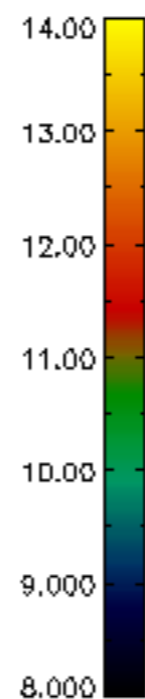
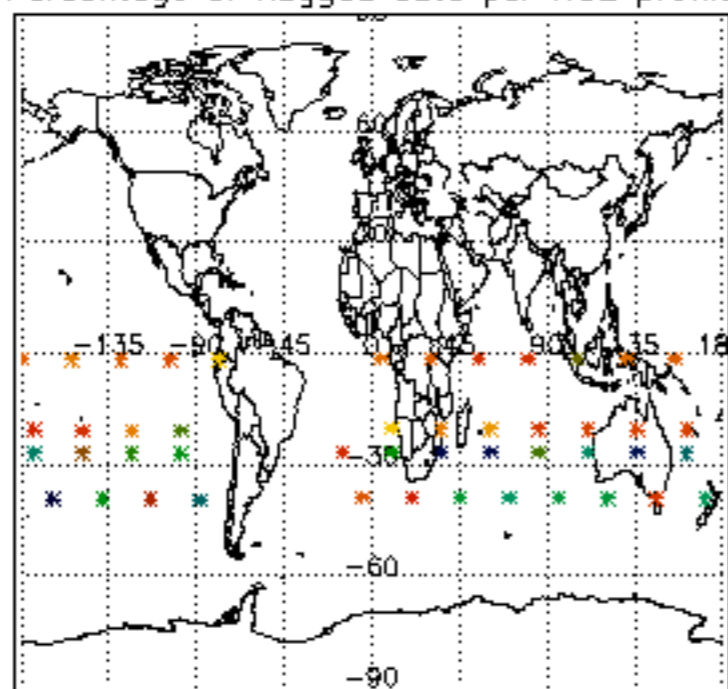
Percentage of flagged data per D3 profile



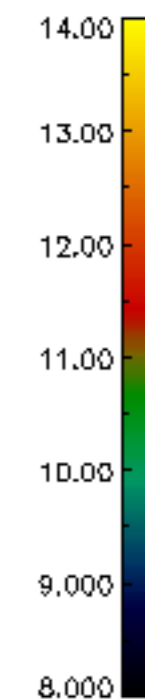
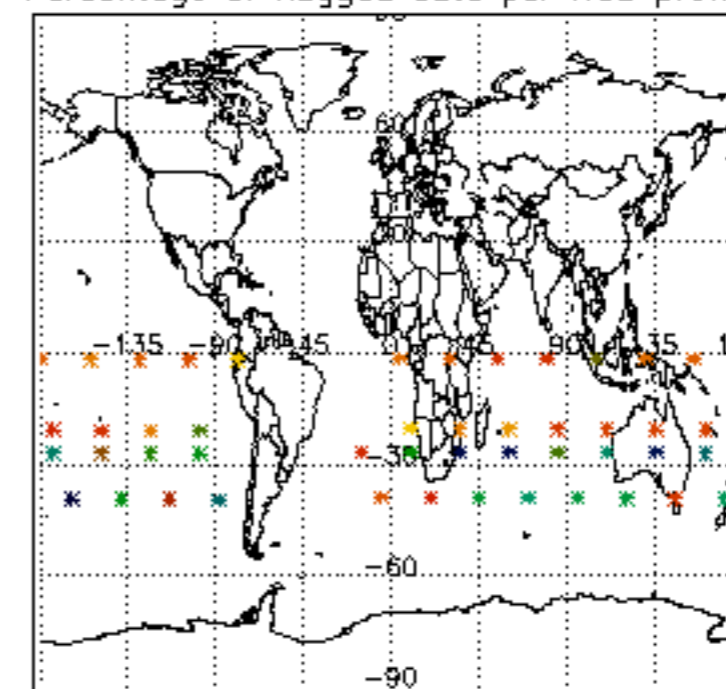
Percentage of flagged data per H2O profile

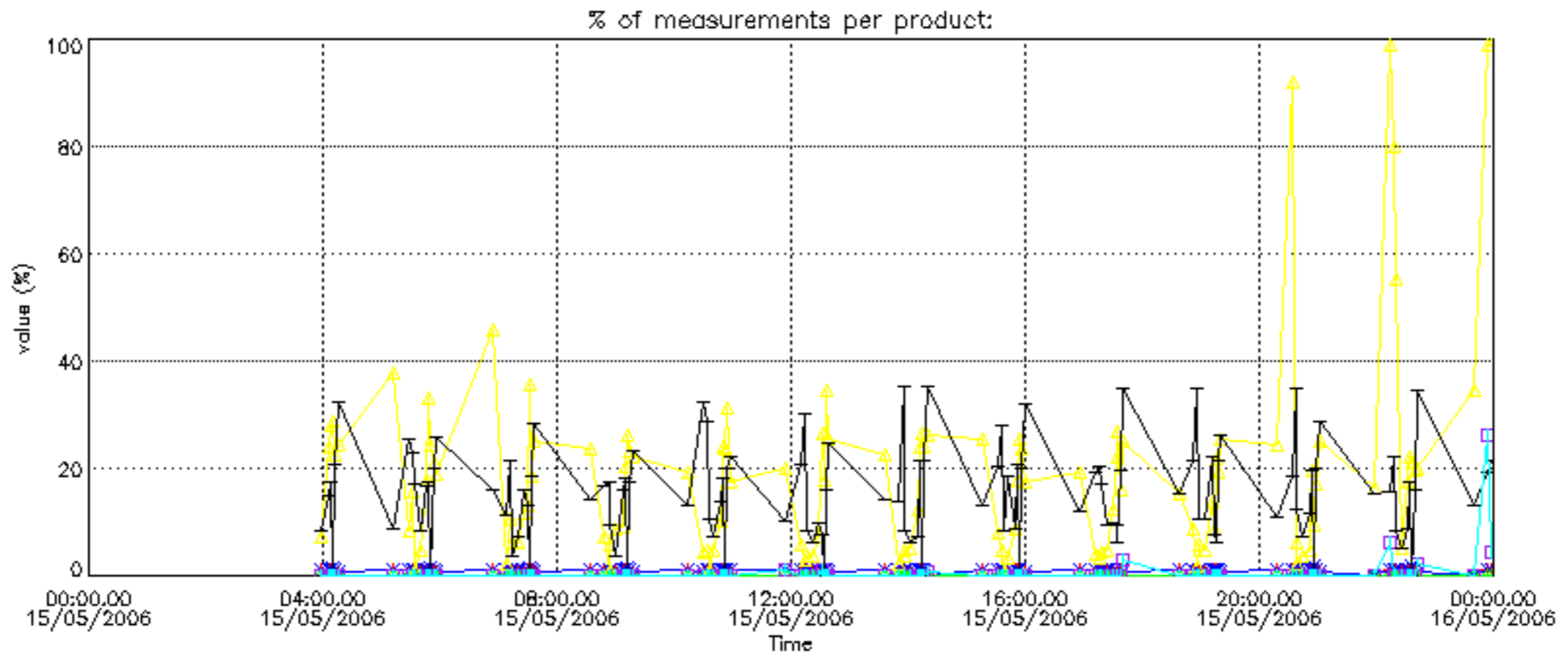


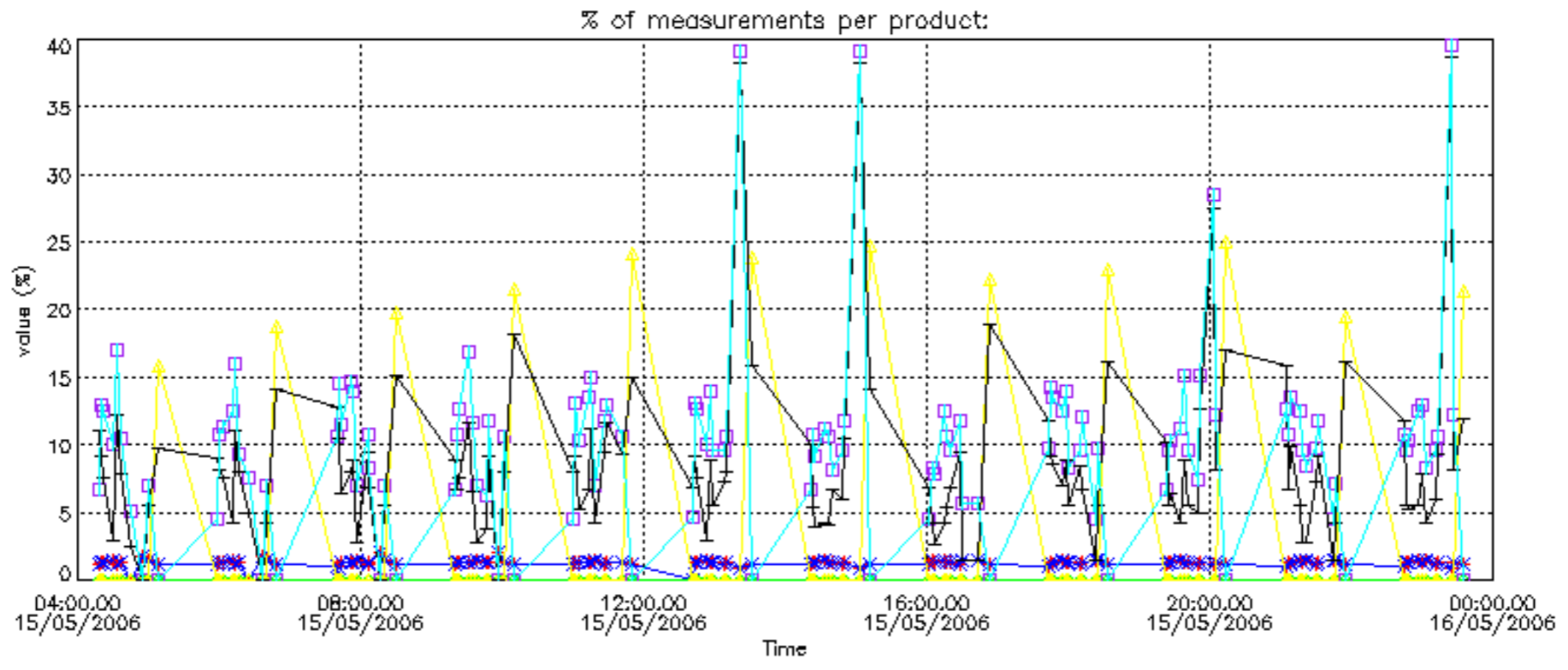
Percentage of flagged data per NO2 profile



Percentage of flagged data per NO3 profile



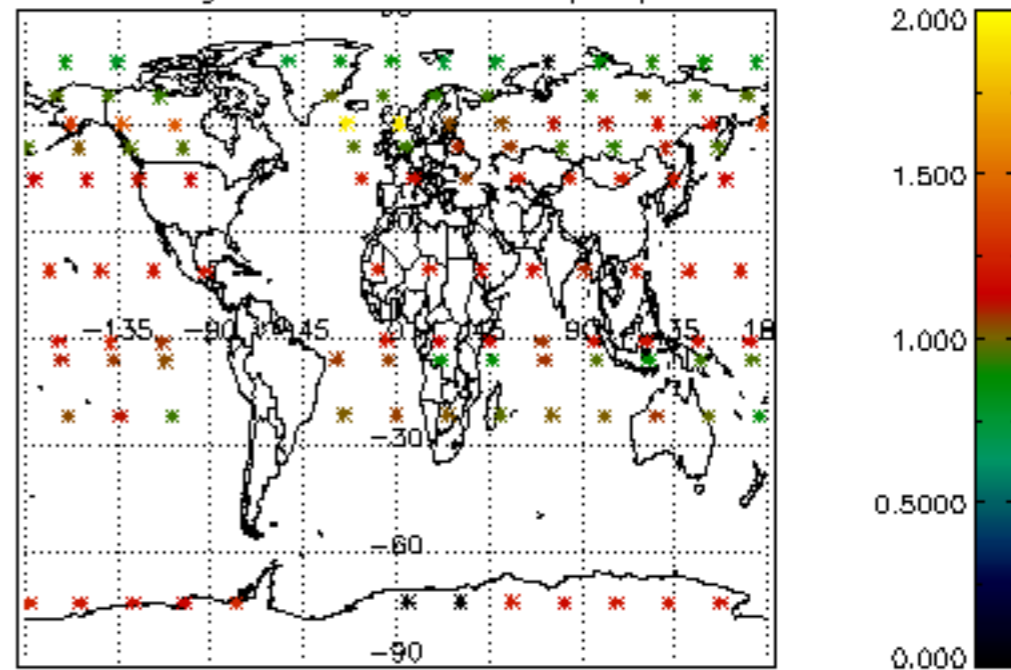




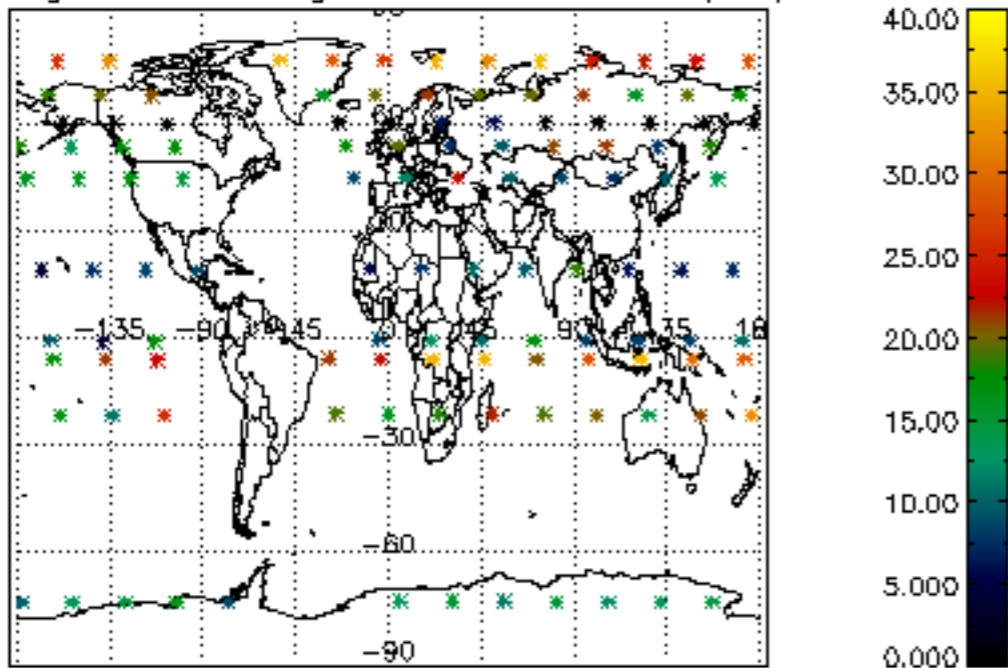
Percentage of cosmic ray hits per profile



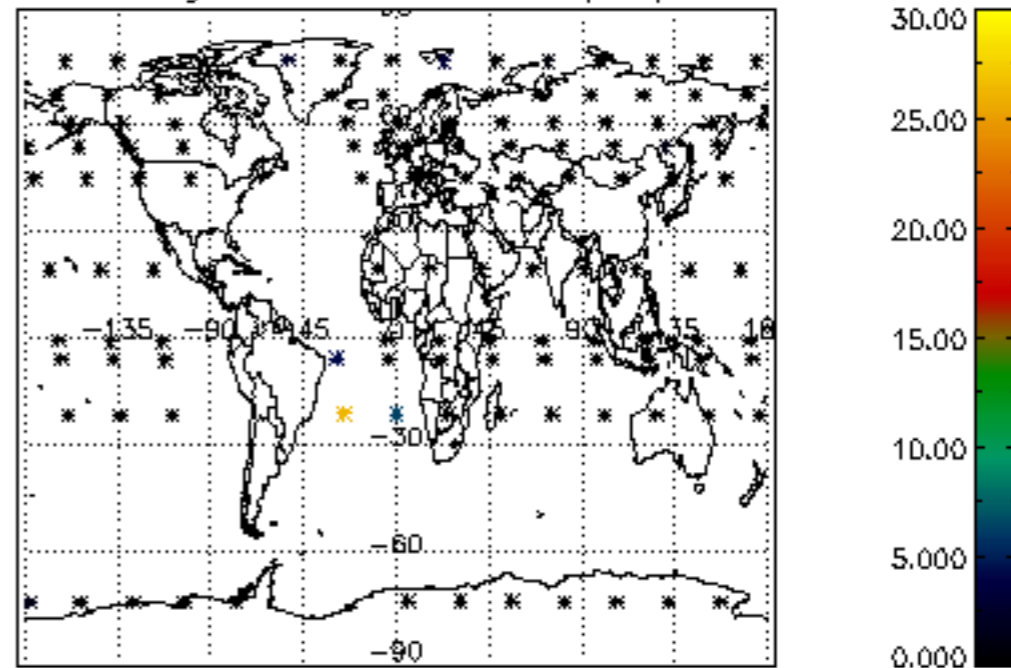
Percentage of datation errors per profile



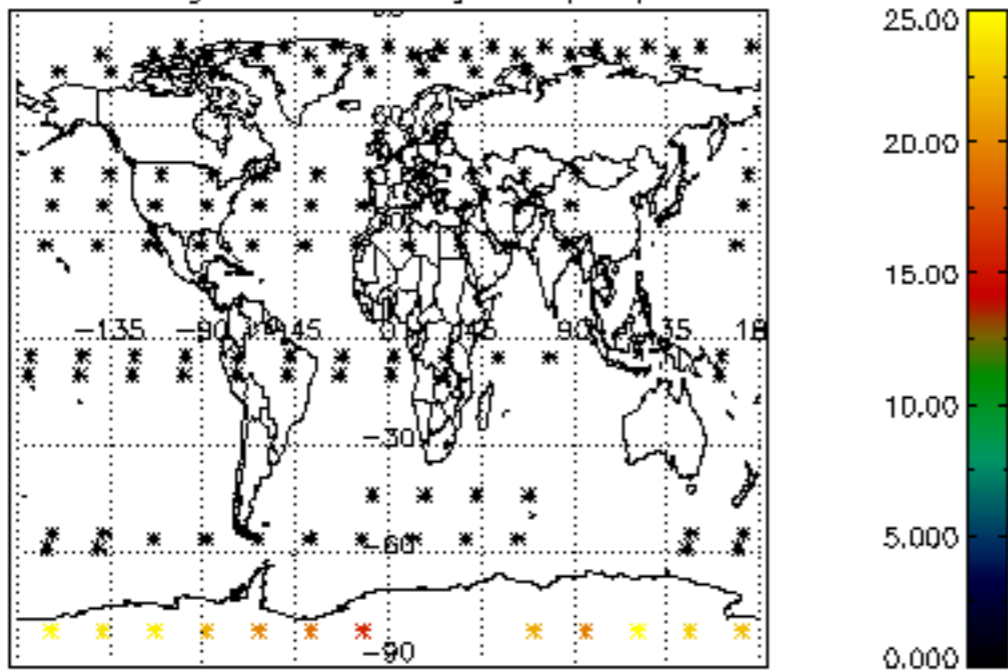
Percentage of star falling outside central band per profile



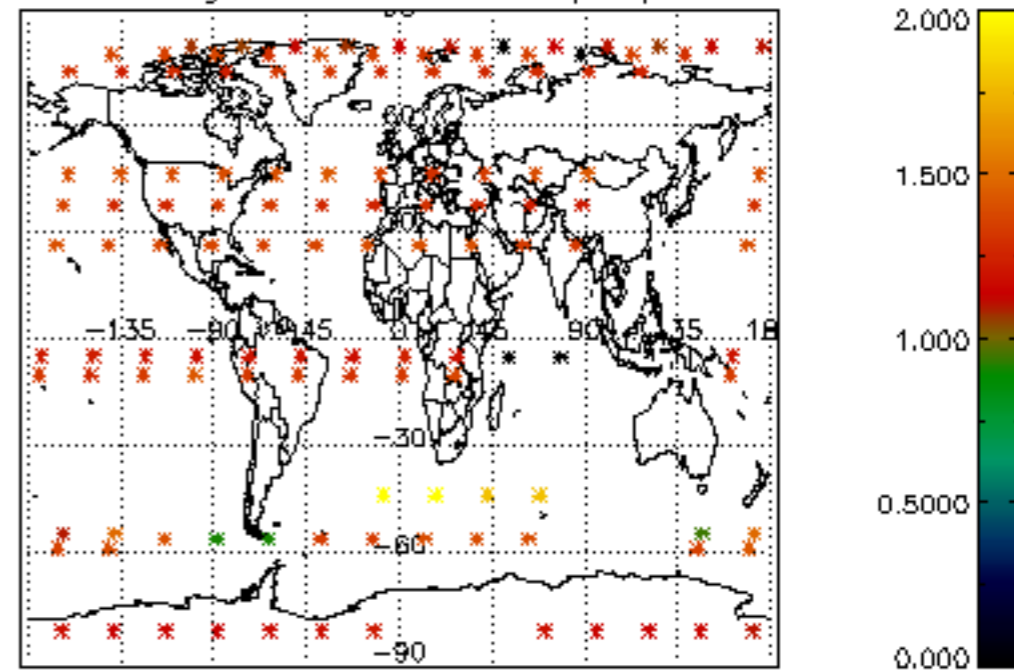
Percentage of saturation errors per profile



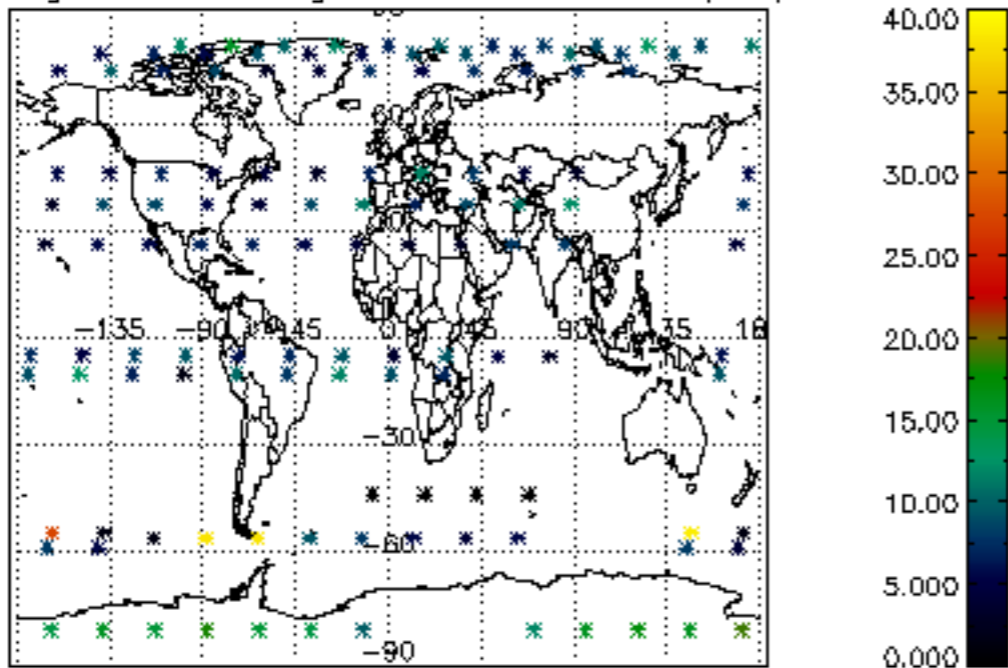
Percentage of cosmic ray hits per profile



Percentage of datation errors per profile



Percentage of star falling outside central band per profile



Percentage of saturation errors per profile

