

GOMOS Level 2 Daily Report

SUMMARY

[1. General Info](#)

[2. Summary of processed GOM_NL_2P products](#)

[3. Level 2 Quality information per product](#)

[3.1 Plot of level 2 quality information per product \(time dependant\)](#)

[3.2 Plot of level 2 quality information per product \(world map\)](#)

[4. Level 1 Quality information per product \(stored on level 2 products\)](#)

[4.1 Plot of level 1 quality information per product \(time dependant\)](#)

[4.1.1 Plot of level 1 quality information per product \(time dependant\): ASCENDING](#)

[4.1.2 Plot of level 1 quality information per product \(time dependant\): DESCENDING](#)

[4.2 Plot of level 1 quality information per product \(world map\)](#)

[4.2.1 Plot of level 1 quality information per product \(world map\): ASCENDING](#)

[4.2.2 Plot of level 1 quality information per product \(world map\): DESCENDING](#)

[5. Ozone profiles based on quality statistics and other trace gas profiles](#)

[5.1 Ozone statistics based on quality of products](#)

[5.2 Plot ozone profiles for all STD \(dark without errors\)](#)

[5.3 Plot ozone profiles where STD < 20% \(dark without errors\)](#)

[5.4. Plot ozone profiles where STD < 10% \(dark without errors\)](#)

[5.5. Plot ozone profiles where STD < 5% \(dark without errors\)](#)

[5.6 Plot NO2 profiles for all STD \(dark without errors\)](#)

[5.7 Plot NO3 profiles for all STD \(dark without errors\)](#)

[5.8 Plot H2O profiles \(only for occultations of stars 1,2,3,4,13,14,16,26,63 dark without errors\) for all STD](#)

[6. Auxiliary Data Files used for the production reported in section 2](#)

This report presents the daily analysis on parameters extracted from GOMOS level 2 data (GOM_NL__2P). It is intended to monitor some important parameters that will impact the quality of these products. A list of level 2 products (and content) that have arrived during the reporting day to the PCF is also given.

Item	Value
Time of report generation	23APR2013 20:32:06
Data source version	GOMOS/6.01
Start time of products	09-05-2006 (09MAY2006 00:00:00)
Stop time of products	10-05-2006 (10MAY2006 00:00:00)
Store outputs in DB	Yes
Nb of level 2 prods	338
Nb of prods with errors	0

2. Summary of processed GOM_NL__2P products.

Nr	Filename	UTC Start time	Limb	Duration	Star Id	Star Name	Star Mag	Star Temp	Nb Meas	Orbit	Prod. error
1	GOM_NL__2PRFIN20060509_001315_000000482047_00302_21899_9736.N1	09-MAY-2006 00:13:15	Dark	48.000	18	24Alp PsA	1.1660	9700.0	96	21899	No
2	GOM_NL__2PRFIN20060509_001749_000000512047_00302_21899_9737.N1	09-MAY-2006 00:17:49	Dark	50.500	63	Bet Gru	2.1500	2800.0	101	21899	No
3	GOM_NL__2PRFIN20060509_001906_000000422047_00302_21899_9738.N1	09-MAY-2006 00:19:06	Dark	42.000	31	Alp Gru	1.7340	15200.	84	21899	No
4	GOM_NL__2PRFIN20060509_002118_000000462047_00303_21900_9736.N1	09-MAY-2006 00:21:18	Dark	45.500	148	Alp Tuc	2.8780	4100.0	91	21900	No
5	GOM_NL__2PRFIN20060509_002441_000000422047_00303_21900_9737.N1	09-MAY-2006 00:24:41	Dark	41.500	45	Alp Pav	1.9400	26000.	83	21900	No
6	GOM_NL__2PRFIN20060509_003041_000000422047_00303_21900_9738.N1	09-MAY-2006 00:30:41	Straylight	42.000	43	Alp TrA	1.9100	4250.0	84	21900	No
7	GOM_NL__2PRFIN20060509_003253_000000392047_00303_21900_9739.N1	09-MAY-2006 00:32:53	Straylight	38.500	134	Bet TrA	2.8100	6600.0	77	21900	No
8	GOM_NL__2PRFIN20060509_003445_000000452047_00303_21900_9740.N1	09-MAY-2006 00:34:45	Straylight	45.000	4	Alp1Cen	-0.010000	5800.0	90	21900	No
9	GOM_NL__2PRFIN20060509_003815_000000392047_00303_21900_9741.N1	09-MAY-2006 00:38:15	Straylight	39.000	78	Alp Lup	2.3040	28000.	78	21900	No
10	GOM_NL__2PRFIN20060509_003947_000000402047_00303_21900_9742.N1	09-MAY-2006 00:39:47	Straylight	40.000	81	Eta Cen	2.3560	28000.	80	21900	No
11	GOM_NL__2PRFIN20060509_004146_000000412047_00303_21900_9743.N1	09-MAY-2006 00:41:46	Twilight	40.500	54	5The Cen	2.0550	4500.0	81	21900	No
12	GOM_NL__2PRFIN20060509_004913_000000382047_00303_21900_9744.N1	09-MAY-2006 00:49:13	Bright	38.000	15	67Alp Vir	0.97600	28000.	76	21900	No
13	GOM_NL__2PRFIN20060509_005534_000000352047_00303_21900_9745.N1	09-MAY-2006 00:55:34	Bright	35.000	138	47Eps Vir	2.8280	4700.0	70	21900	No
14	GOM_NL__2PRFIN20060509_005727_000000362047_00303_21900_9746.N1	09-MAY-2006 00:57:27	Bright	35.500	111	8Eta Boo	2.6800	6000.0	71	21900	No
15	GOM_NL__2PRFIN20060509_010310_000000352047_00303_21900_9747.N1	09-MAY-2006 01:03:10	Bright	34.500	152	12Alp2CVn	2.8900	11000.	69	21900	No
16	GOM_NL__2PRFIN20060509_010617_000000372047_00303_21900_9748.N1	09-MAY-2006 01:06:17	Bright	37.000	39	85Eta UMa	1.8540	24000.	74	21900	No
17	GOM_NL__2PRFIN20060509_010746_000000392047_00303_21900_9749.N1	09-MAY-2006 01:07:46	Bright	39.000	55	79Zet UMa	2.0600	10200.	78	21900	No
18	GOM_NL__2PRFIN20060509_011343_000000392047_00303_21900_9750.N1	09-MAY-2006 01:13:43	Bright	39.000	60	7Bet UMi	2.0810	3950.0	78	21900	No
19	GOM_NL__2PRFIN20060509_011751_000000362047_00303_21900_9751.N1	09-MAY-2006 01:17:51	Bright	35.500	49	1Alp UMi	1.9900	6300.0	71	21900	No
20	GOM_NL__2PRFIN20060509_012559_000000342047_00303_21900_9752.N1	09-MAY-2006 01:25:59	Bright	33.500	76	27Gam Cas	2.3000	30000.	67	21900	No
21	GOM_NL__2PRFIN20060509_012714_000000342047_00303_21900_9753.N1	09-MAY-2006 01:27:14	Bright	33.500	68	18Alp Cas	2.2250	4500.0	67	21900	No
22	GOM_NL__2PRFIN20060509_013523_000000402047_00303_21900_9754.N1	09-MAY-2006 01:35:23	Bright	39.500	58	21Alp And	2.0730	11000.	79	21900	No
23	GOM_NL__2PRFIN20060509_013922_000000392047_00303_21900_9755.N1	09-MAY-2006 01:39:22	Twilight	39.000	140	88Gam Peg	2.8340	26000.	78	21900	No
24	GOM_NL__2PRFIN20060509_015351_000000432047_00303_21900_9756.N1	09-MAY-2006 01:53:51	Dark	42.500	18	24Alp PsA	1.1660	9700.0	85	21900	No
25	GOM_NL__2PRFIN20060509_015826_000000482047_00303_21900_9757.N1	09-MAY-2006 01:58:26	Dark	47.500	63	Bet Gru	2.1500	2800.0	95	21900	No
26	GOM_NL__2PRFIN20060509_015942_000000412047_00303_21900_9758.N1	09-MAY-2006 01:59:42	Dark	40.500	31	Alp Gru	1.7340	15200.	81	21900	No
27	GOM_NL__2PRFIN20060509_020517_000000422047_00304_21901_9736.N1	09-MAY-2006 02:05:17	Dark	42.000	45	Alp Pav	1.9400	26000.	84	21901	No
28	GOM_NL__2PRFIN20060509_021117_000000382047_00304_21901_9737.N1	09-MAY-2006 02:11:17	Straylight	37.500	43	Alp TrA	1.9100	4250.0	75	21901	No
29	GOM_NL__2PRFIN20060509_021329_000000402047_00304_21901_9738.N1	09-MAY-2006 02:13:29	Straylight	40.000	134	Bet TrA	2.8100	6600.0	80	21901	No
30	GOM_NL__2PRFIN20060509_021521_000000422047_00304_21901_9739.N1	09-MAY-2006 02:15:21	Straylight	42.000	4	Alp1Cen	-0.010000	5800.0	84	21901	No
31	GOM_NL__2PRFIN20060509_021852_000000402047_00304_21901_9740.N1	09-MAY-2006 02:18:52	Straylight	40.000	78	Alp Lup	2.3040	28000.	80	21901	No
32	GOM_NL__2PRFIN20060509_022023_000000392047_00304_21901_9741.N1	09-MAY-2006 02:20:23	Straylight	38.500	81	Eta Cen	2.3560	28000.	77	21901	No
33	GOM_NL__2PRFIN20060509_022222_000000432047_00304_21901_9742.N1	09-MAY-2006 02:22:22	Twilight	42.500	54	5The Cen	2.0550	4500.0	85	21901	No
34	GOM_NL__2PRFIN20060509_022949_000000382047_00304_21901_9743.N1	09-MAY-2006 02:29:49	Bright	38.000	15	67Alp Vir	0.97600	28000.	76	21901	No
35	GOM_NL__2PRFIN20060509_023610_000000352047_00304_21901_9744.N1	09-MAY-2006 02:36:10	Bright	35.000	138	47Eps Vir	2.8280	4700.0	70	21901	No
36	GOM_NL__2PRFIN20060509_023803_000000362047_00304_21901_9745.N1	09-MAY-2006 02:38:03	Bright	36.000	111	8Eta Boo	2.6800	6000.0	72	21901	No
37	GOM_NL__2PRFIN20060509_024346_000000352047_00304_21901_9746.N1	09-MAY-2006 02:43:46	Bright	34.500	152	12Alp2CVn	2.8900	11000.	69	21901	No
38	GOM_NL__2PRFIN20060509_024653_000000352047_00304_21901_9747.N1	09-MAY-2006 02:46:53	Bright	35.000	39	85Eta UMa	1.8540	24000.	70	21901	No
39	GOM_NL__2PRFIN20060509_024822_000000342047_00304_21901_9748.N1	09-MAY-2006 02:48:22	Bright	33.500	55	79Zet UMa	2.0600	10200.	67	21901	No
40	GOM_NL__2PRFIN20060509_025419_000000352047_00304_21901_9749.N1	09-MAY-2006 02:54:19	Bright	34.500	60	7Bet UMi	2.0810	3950.0	69	21901	No
41	GOM_NL__2PRFIN20060509_025826_000000332047_00304_21901_9750.N1	09-MAY-2006 02:58:26	Bright	32.500	49	1Alp UMi	1.9900	6300.0	65	21901	No
42	GOM_NL__2PRFIN20060509_030635_000000522047_00304_21901_9751.N1	09-MAY-2006 03:06:35	Bright	52.000	76	27Gam Cas	2.3000	30000.	104	21901	No

43	GOM_NL__2PRFIN20060509_030750_000000352047_00304_21901_9752.N1	09-MAY-2006 03:07:50	Bright	34.500	68	18Alp Cas	2.2250	4500.0	69	21901	No
44	GOM_NL__2PRFIN20060509_031559_000000462047_00304_21901_9753.N1	09-MAY-2006 03:15:59	Bright	46.000	58	21Alp And	2.0730	11000.	92	21901	No
45	GOM_NL__2PRFIN20060509_031958_000000402047_00304_21901_9754.N1	09-MAY-2006 03:19:58	Twilight	40.000	140	88Gam Peg	2.8340	26000.	80	21901	No
46	GOM_NL__2PRFIN20060509_033428_000000472047_00304_21901_9755.N1	09-MAY-2006 03:34:28	Dark	47.000	18	24Alp PsA	1.1660	9700.0	94	21901	No
47	GOM_NL__2PRFIN20060509_033902_000000512047_00304_21901_9756.N1	09-MAY-2006 03:39:02	Dark	50.500	63	Bet Gru	2.1500	2800.0	101	21901	No
48	GOM_NL__2PRFIN20060509_034019_000000442047_00304_21901_9757.N1	09-MAY-2006 03:40:19	Dark	44.000	31	Alp Gru	1.7340	15200.	88	21901	No
49	GOM_NL__2PRFIN20060509_034554_000000422047_00305_21902_9736.N1	09-MAY-2006 03:45:54	Dark	42.000	45	Alp Pav	1.9400	26000.	84	21902	No
50	GOM_NL__2PRFIN20060509_035154_000000402047_00305_21902_9737.N1	09-MAY-2006 03:51:54	Straylight	40.000	43	Alp TrA	1.9100	4250.0	80	21902	No
51	GOM_NL__2PRFIN20060509_035405_000000392047_00305_21902_9738.N1	09-MAY-2006 03:54:05	Straylight	39.000	134	Bet TrA	2.8100	6600.0	78	21902	No
52	GOM_NL__2PRFIN20060509_035557_000000422047_00305_21902_9739.N1	09-MAY-2006 03:55:57	Straylight	41.500	4	Alp1Cen	-0.010000	5800.0	83	21902	No
53	GOM_NL__2PRFIN20060509_035928_000000392047_00305_21902_9740.N1	09-MAY-2006 03:59:28	Straylight	39.000	78	Alp Lup	2.3040	28000.	78	21902	No
54	GOM_NL__2PRFIN20060509_040059_000000402047_00305_21902_9741.N1	09-MAY-2006 04:00:59	Straylight	39.500	81	Eta Cen	2.3560	28000.	79	21902	No
55	GOM_NL__2PRFIN20060509_040259_000000402047_00305_21902_9742.N1	09-MAY-2006 04:02:59	Twi_and_stray	39.500	54	5The Cen	2.0550	4500.0	79	21902	No
56	GOM_NL__2PRFIN20060509_041025_000000372047_00305_21902_9743.N1	09-MAY-2006 04:10:25	Bright	36.500	15	67Alp Vir	0.97600	28000.	73	21902	No
57	GOM_NL__2PRFIN20060509_041646_000000352047_00305_21902_9744.N1	09-MAY-2006 04:16:46	Bright	35.000	138	47Eps Vir	2.8280	4700.0	70	21902	No
58	GOM_NL__2PRFIN20060509_041839_000000362047_00305_21902_9745.N1	09-MAY-2006 04:18:39	Bright	35.500	111	8Eta Boo	2.6800	6000.0	71	21902	No
59	GOM_NL__2PRFIN20060509_042422_000000342047_00305_21902_9746.N1	09-MAY-2006 04:24:22	Bright	34.000	152	12Alp2CVn	2.8900	11000.	68	21902	No
60	GOM_NL__2PRFIN20060509_042728_000000362047_00305_21902_9747.N1	09-MAY-2006 04:27:28	Bright	36.000	39	85Eta UMa	1.8540	24000.	72	21902	No
61	GOM_NL__2PRFIN20060509_042858_000000362047_00305_21902_9748.N1	09-MAY-2006 04:28:58	Bright	36.000	55	79Zet UMa	2.0600	10200.	72	21902	No
62	GOM_NL__2PRFIN20060509_043455_000000392047_00305_21902_9749.N1	09-MAY-2006 04:34:55	Bright	39.000	60	7Bet UMi	2.0810	3950.0	78	21902	No
63	GOM_NL__2PRFIN20060509_043903_000000362047_00305_21902_9750.N1	09-MAY-2006 04:39:03	Bright	35.500	49	1Alp UMi	1.9900	6300.0	71	21902	No
64	GOM_NL__2PRFIN20060509_044711_000000342047_00305_21902_9751.N1	09-MAY-2006 04:47:11	Bright	34.000	76	27Gam Cas	2.3000	30000.	68	21902	No
65	GOM_NL__2PRFIN20060509_044826_000000362047_00305_21902_9752.N1	09-MAY-2006 04:48:26	Bright	35.500	68	18Alp Cas	2.2250	4500.0	71	21902	No
66	GOM_NL__2PRFIN20060509_045636_000000392047_00305_21902_9753.N1	09-MAY-2006 04:56:36	Bright	39.000	58	21Alp And	2.0730	11000.	78	21902	No
67	GOM_NL__2PRFIN20060509_050034_000000412047_00305_21902_9754.N1	09-MAY-2006 05:00:34	Twilight	41.000	140	88Gam Peg	2.8340	26000.	82	21902	No
68	GOM_NL__2PRFIN20060509_050919_000000432047_00305_21902_9755.N1	09-MAY-2006 05:09:19	Dark	42.500	52	16Bet Cet	2.0370	4500.0	85	21902	No
69	GOM_NL__2PRFIN20060509_051505_000000462047_00305_21902_9756.N1	09-MAY-2006 05:15:05	Dark	45.500	18	24Alp PsA	1.1660	9700.0	91	21902	No
70	GOM_NL__2PRFIN20060509_051939_000000452047_00305_21902_9757.N1	09-MAY-2006 05:19:39	Dark	45.000	63	Bet Gru	2.1500	2800.0	90	21902	No
71	GOM_NL__2PRFIN20060509_052056_000000442047_00305_21902_9758.N1	09-MAY-2006 05:20:56	Dark	44.000	31	Alp Gru	1.7340	15200.	88	21902	No
72	GOM_NL__2PRFIN20060509_052308_000000392047_00306_21903_9736.N1	09-MAY-2006 05:23:08	Dark	39.000	148	Alp Tuc	2.8780	4100.0	78	21903	No
73	GOM_NL__2PRFIN20060509_052631_000000422047_00306_21903_9737.N1	09-MAY-2006 05:26:31	Dark	42.000	45	Alp Pav	1.9400	26000.	84	21903	No
74	GOM_NL__2PRFIN20060509_053230_000000432047_00306_21903_9738.N1	09-MAY-2006 05:32:30	Straylight	42.500	43	Alp TrA	1.9100	4250.0	85	21903	No
75	GOM_NL__2PRFIN20060509_053442_000000372047_00306_21903_9739.N1	09-MAY-2006 05:34:42	Straylight	37.000	134	Bet TrA	2.8100	6600.0	74	21903	No
76	GOM_NL__2PRFIN20060509_053634_000000522047_00306_21903_9740.N1	09-MAY-2006 05:36:34	Straylight	52.000	4	Alp1Cen	-0.010000	5800.0	104	21903	No
77	GOM_NL__2PRFIN20060509_054004_000000362047_00306_21903_9741.N1	09-MAY-2006 05:40:04	Straylight	36.000	78	Alp Lup	2.3040	28000.	72	21903	No
78	GOM_NL__2PRFIN20060509_054135_000000392047_00306_21903_9742.N1	09-MAY-2006 05:41:35	Straylight	39.000	81	Eta Cen	2.3560	28000.	78	21903	No
79	GOM_NL__2PRFIN20060509_054335_000000432047_00306_21903_9743.N1	09-MAY-2006 05:43:35	Twi_and_stray	42.500	54	5The Cen	2.0550	4500.0	85	21903	No
80	GOM_NL__2PRFIN20060509_055101_000000382047_00306_21903_9744.N1	09-MAY-2006 05:51:01	Bright	37.500	15	67Alp Vir	0.97600	28000.	75	21903	No
81	GOM_NL__2PRFIN20060509_055722_000000352047_00306_21903_9745.N1	09-MAY-2006 05:57:22	Bright	34.500	138	47Eps Vir	2.8280	4700.0	69	21903	No
82	GOM_NL__2PRFIN20060509_055915_000000362047_00306_21903_9746.N1	09-MAY-2006 05:59:15	Bright	36.000	111	8Eta Boo	2.6800	6000.0	72	21903	No
83	GOM_NL__2PRFIN20060509_060458_000000352047_00306_21903_9747.N1	09-MAY-2006 06:04:58	Bright	34.500	152	12Alp2CVn	2.8900	11000.	69	21903	No
84	GOM_NL__2PRFIN20060509_060804_000000362047_00306_21903_9748.N1	09-MAY-2006 06:08:04	Bright	35.500	39	85Eta UMa	1.8540	24000.	71	21903	No
85	GOM_NL__2PRFIN20060509_060934_000000372047_00306_21903_9749.N1	09-MAY-2006 06:09:34	Bright	36.500	55	79Zet UMa	2.0600	10200.	73	21903	No
86	GOM_NL__2PRFIN20060509_061531_000000382047_00306_21903_9750.N1	09-MAY-2006 06:15:31	Bright	37.500	60	7Bet UMi	2.0810	3950.0	75	21903	No
87	GOM_NL__2PRFIN20060509_061939_000000352047_00306_21903_9751.N1	09-MAY-2006 06:19:39	Bright	35.000	49	1Alp UMi	1.9900	6300.0	70	21903	No
88	GOM_NL__2PRFIN20060509_062748_000000332047_00306_21903_9752.N1	09-MAY-2006 06:27:48	Bright	33.000	76	27Gam Cas	2.3000	30000.	66	21903	No
89	GOM_NL__2PRFIN20060509_062902_000000342047_00306_21903_9753.N1	09-MAY-2006 06:29:02	Bright	34.000	68	18Alp Cas	2.2250	4500.0	68	21903	No
90	GOM_NL__2PRFIN20060509_063712_000000472047_00306_21903_9754.N1	09-MAY-2006 06:37:12	Bright	47.000	58	21Alp And	2.0730	11000.	94	21903	No
91	GOM_NL__2PRFIN20060509_064110_000000412047_00306_21903_9755.N1	09-MAY-2006 06:41:10	Twilight	40.500	140	88Gam Peg	2.8340	26000.	81	21903	No
92	GOM_NL__2PRFIN20060509_064955_000000452047_00306_21903_9756.N1	09-MAY-2006 06:49:55	Dark	45.000	52	16Bet Cet	2.0370	4500.0	90	21903	No
93	GOM_NL__2PRFIN20060509_065541_000000462047_00306_21903_9757.N1	09-MAY-2006 06:55:41	Dark	46.000	18	24Alp PsA	1.1660	9700.0	92	21903	No
94	GOM_NL__2PRFIN20060509_070015_000000522047_00306_21903_9758.N1	09-MAY-2006 07:00:15	Dark	51.500	63	Bet Gru	2.1500	2800.0	103	21903	No
95	GOM_NL__2PRFIN20060509_070132_000000432047_00306_21903_9759.N1	09-MAY-2006 07:01:32	Dark	43.000	31	Alp Gru	1.7340	15200.	86	21903	No
96	GOM_NL__2PRFIN20060509_070344_000000382047_00307_21904_9736.N1	09-MAY-2006 07:03:44	Dark	38.000	148	Alp Tuc	2.8780	4100.0	76	21904	No
97	GOM_NL__2PRFIN20060509_070708_000000402047_00307_21904_9737.N1	09-MAY-2006 07:07:08	Dark	40.000	45	Alp Pav	1.9400	26000.	80	21904	No
98	GOM_NL__2PRFIN20060509_071306_000000382047_00307_21904_9738.N1	09-MAY-2006 07:13:06	Straylight	38.000	43	Alp TrA	1.9100	4250.0	76	21904	No
99	GOM_NL__2PRFIN20060509_071518_000000392047_00307_21904_9739.N1	09-MAY-2006 07:15:18	Straylight	38.500	134	Bet TrA	2.8100	6600.0	77	21904	No
100	GOM_NL__2PRFIN20060509_071710_000000442047_00307_21904_9740.N1	09-MAY-2006 07:17:10	Straylight	44.000	4	Alp1Cen	-0.010000	5800.0	88	21904	No
101	GOM_NL__2PRFIN20060509_072041_000000392047_00307_21904_9741.N1	09-MAY-2006 07:20:41	Straylight	39.000	78	Alp Lup	2.3040	28000.	78	21904	No

102	GOM_NL__2PRFIN20060509_072212_000000402047_00307_21904_9742.N1	09-MAY-2006 07:22:12	Straylight	40.000	81	Eta Cen	2.3560	28000.	80	21904	No
103	GOM_NL__2PRFIN20060509_072411_000000442047_00307_21904_9743.N1	09-MAY-2006 07:24:11	Twilight	44.000	54	5The Cen	2.0550	4500.0	88	21904	No
104	GOM_NL__2PRFIN20060509_073137_000000382047_00307_21904_9744.N1	09-MAY-2006 07:31:37	Bright	37.500	15	67Alp Vir	0.97600	28000.	75	21904	No
105	GOM_NL__2PRFIN20060509_073758_000000352047_00307_21904_9745.N1	09-MAY-2006 07:37:58	Bright	35.000	138	47Eps Vir	2.8280	4700.0	70	21904	No
106	GOM_NL__2PRFIN20060509_073951_000000372047_00307_21904_9746.N1	09-MAY-2006 07:39:51	Bright	36.500	111	8Eta Boo	2.6800	6000.0	73	21904	No
107	GOM_NL__2PRFIN20060509_074535_000000342047_00307_21904_9747.N1	09-MAY-2006 07:45:35	Bright	33.500	152	12Alp2CVn	2.8900	11000.	67	21904	No
108	GOM_NL__2PRFIN20060509_074840_000000362047_00307_21904_9748.N1	09-MAY-2006 07:48:40	Bright	35.500	39	85Eta UMa	1.8540	24000.	71	21904	No
109	GOM_NL__2PRFIN20060509_075010_000000372047_00307_21904_9749.N1	09-MAY-2006 07:50:10	Bright	37.000	55	79Zet UMa	2.0600	10200.	74	21904	No
110	GOM_NL__2PRFIN20060509_075606_000000382047_00307_21904_9750.N1	09-MAY-2006 07:56:06	Bright	38.000	60	7Bet UMi	2.0810	3950.0	76	21904	No
111	GOM_NL__2PRFIN20060509_080015_000000372047_00307_21904_9751.N1	09-MAY-2006 08:00:15	Bright	37.000	49	1Alp UMi	1.9900	6300.0	74	21904	No
112	GOM_NL__2PRFIN20060509_080823_000000352047_00307_21904_9752.N1	09-MAY-2006 08:08:23	Bright	34.500	76	27Gam Cas	2.3000	30000.	69	21904	No
113	GOM_NL__2PRFIN20060509_080938_000000372047_00307_21904_9753.N1	09-MAY-2006 08:09:38	Bright	36.500	68	18Alp Cas	2.2250	4500.0	73	21904	No
114	GOM_NL__2PRFIN20060509_081748_000000412047_00307_21904_9754.N1	09-MAY-2006 08:17:48	Bright	41.000	58	21Alp And	2.0730	11000.	82	21904	No
115	GOM_NL__2PRFIN20060509_082147_000000402047_00307_21904_9755.N1	09-MAY-2006 08:21:47	Twilight	39.500	140	88Gam Peg	2.8340	26000.	79	21904	No
116	GOM_NL__2PRFIN20060509_083031_000000442047_00307_21904_9756.N1	09-MAY-2006 08:30:31	Dark	44.000	52	16Bet Cet	2.0370	4500.0	88	21904	No
117	GOM_NL__2PRFIN20060509_083618_000000462047_00307_21904_9757.N1	09-MAY-2006 08:36:18	Dark	46.000	18	24Alp PsA	1.1660	9700.0	92	21904	No
118	GOM_NL__2PRFIN20060509_084052_000000442047_00307_21904_9758.N1	09-MAY-2006 08:40:52	Dark	43.500	63	Bet Gru	2.1500	2800.0	87	21904	No
119	GOM_NL__2PRFIN20060509_084209_000000442047_00307_21904_9759.N1	09-MAY-2006 08:42:09	Dark	43.500	31	Alp Gru	1.7340	15200.	87	21904	No
120	GOM_NL__2PRFIN20060509_084420_000000382047_00308_21905_9736.N1	09-MAY-2006 08:44:20	Dark	38.000	148	Alp Tuc	2.8780	4100.0	76	21905	No
121	GOM_NL__2PRFIN20060509_084744_000000412047_00308_21905_9737.N1	09-MAY-2006 08:47:44	Dark	40.500	45	Alp Pav	1.9400	26000.	81	21905	No
122	GOM_NL__2PRFIN20060509_085342_000000422047_00308_21905_9738.N1	09-MAY-2006 08:53:42	Straylight	42.000	43	Alp TrA	1.9100	4250.0	84	21905	No
123	GOM_NL__2PRFIN20060509_085554_000000392047_00308_21905_9739.N1	09-MAY-2006 08:55:54	Straylight	38.500	134	Bet TrA	2.8100	6600.0	77	21905	No
124	GOM_NL__2PRFIN20060509_085746_000000522047_00308_21905_9740.N1	09-MAY-2006 08:57:46	Straylight	51.500	4	Alp1Cen	-0.010000	5800.0	103	21905	No
125	GOM_NL__2PRFIN20060509_090117_000000402047_00308_21905_9741.N1	09-MAY-2006 09:01:17	Straylight	40.000	78	Alp Lup	2.3040	28000.	80	21905	No
126	GOM_NL__2PRFIN20060509_090248_000000392047_00308_21905_9742.N1	09-MAY-2006 09:02:48	Straylight	38.500	81	Eta Cen	2.3560	28000.	77	21905	No
127	GOM_NL__2PRFIN20060509_090447_000000402047_00308_21905_9743.N1	09-MAY-2006 09:04:47	Twilight	39.500	54	5The Cen	2.0550	4500.0	79	21905	No
128	GOM_NL__2PRFIN20060509_091213_000000382047_00308_21905_9744.N1	09-MAY-2006 09:12:13	Bright	38.000	15	67Alp Vir	0.97600	28000.	76	21905	No
129	GOM_NL__2PRFIN20060509_091834_000000352047_00308_21905_9745.N1	09-MAY-2006 09:18:34	Bright	35.000	138	47Eps Vir	2.8280	4700.0	70	21905	No
130	GOM_NL__2PRFIN20060509_092027_000000362047_00308_21905_9746.N1	09-MAY-2006 09:20:27	Bright	35.500	111	8Eta Boo	2.6800	6000.0	71	21905	No
131	GOM_NL__2PRFIN20060509_092610_000000362047_00308_21905_9747.N1	09-MAY-2006 09:26:10	Bright	36.000	152	12Alp2CVn	2.8900	11000.	72	21905	No
132	GOM_NL__2PRFIN20060509_092916_000000372047_00308_21905_9748.N1	09-MAY-2006 09:29:16	Bright	37.000	39	85Eta UMa	1.8540	24000.	74	21905	No
133	GOM_NL__2PRFIN20060509_093046_000000362047_00308_21905_9749.N1	09-MAY-2006 09:30:46	Bright	36.000	55	79Zet UMa	2.0600	10200.	72	21905	No
134	GOM_NL__2PRFIN20060509_093642_000000382047_00308_21905_9750.N1	09-MAY-2006 09:36:42	Bright	38.000	60	7Bet UMi	2.0810	3950.0	76	21905	No
135	GOM_NL__2PRFIN20060509_094050_000000352047_00308_21905_9751.N1	09-MAY-2006 09:40:50	Bright	34.500	49	1Alp UMi	1.9900	6300.0	69	21905	No
136	GOM_NL__2PRFIN20060509_094859_000000372047_00308_21905_9752.N1	09-MAY-2006 09:48:59	Bright	37.000	76	27Gam Cas	2.3000	30000.	74	21905	No
137	GOM_NL__2PRFIN20060509_095014_000000342047_00308_21905_9753.N1	09-MAY-2006 09:50:14	Bright	34.000	68	18Alp Cas	2.2250	4500.0	68	21905	No
138	GOM_NL__2PRFIN20060509_095824_000000392047_00308_21905_9754.N1	09-MAY-2006 09:58:24	Bright	39.000	58	21Alp And	2.0730	11000.	78	21905	No
139	GOM_NL__2PRFIN20060509_100223_000000412047_00308_21905_9755.N1	09-MAY-2006 10:02:23	Twilight	40.500	140	88Gam Peg	2.8340	26000.	81	21905	No
140	GOM_NL__2PRFIN20060509_101107_000000442047_00308_21905_9756.N1	09-MAY-2006 10:11:07	Dark	44.000	52	16Bet Cet	2.0370	4500.0	88	21905	No
141	GOM_NL__2PRFIN20060509_101655_000000462047_00308_21905_9757.N1	09-MAY-2006 10:16:55	Dark	45.500	18	24Alp PsA	1.1660	9700.0	91	21905	No
142	GOM_NL__2PRFIN20060509_102128_000000552047_00308_21905_9758.N1	09-MAY-2006 10:21:28	Dark	55.000	63	Bet Gru	2.1500	2800.0	110	21905	No
143	GOM_NL__2PRFIN20060509_102245_000000412047_00308_21905_9759.N1	09-MAY-2006 10:22:45	Dark	40.500	31	Alp Gru	1.7340	15200.	81	21905	No
144	GOM_NL__2PRFIN20060509_102457_000000432047_00309_21906_9736.N1	09-MAY-2006 10:24:57	Dark	43.000	148	Alp Tuc	2.8780	4100.0	86	21906	No
145	GOM_NL__2PRFIN20060509_102821_000000422047_00309_21906_9737.N1	09-MAY-2006 10:28:21	Dark	42.000	45	Alp Pav	1.9400	26000.	84	21906	No
146	GOM_NL__2PRFIN20060509_103419_000000402047_00309_21906_9738.N1	09-MAY-2006 10:34:19	Straylight	39.500	43	Alp TrA	1.9100	4250.0	79	21906	No
147	GOM_NL__2PRFIN20060509_103630_000000382047_00309_21906_9739.N1	09-MAY-2006 10:36:30	Straylight	37.500	134	Bet TrA	2.8100	6600.0	75	21906	No
148	GOM_NL__2PRFIN20060509_103822_000000462047_00309_21906_9740.N1	09-MAY-2006 10:38:22	Straylight	45.500	4	Alp1Cen	-0.010000	5800.0	91	21906	No
149	GOM_NL__2PRFIN20060509_104153_000000402047_00309_21906_9741.N1	09-MAY-2006 10:41:53	Straylight	40.000	78	Alp Lup	2.3040	28000.	80	21906	No
150	GOM_NL__2PRFIN20060509_104324_000000402047_00309_21906_9742.N1	09-MAY-2006 10:43:24	Straylight	40.000	81	Eta Cen	2.3560	28000.	80	21906	No
151	GOM_NL__2PRFIN20060509_104523_000000412047_00309_21906_9743.N1	09-MAY-2006 10:45:23	Twilight	41.000	54	5The Cen	2.0550	4500.0	82	21906	No
152	GOM_NL__2PRFIN20060509_105249_000000382047_00309_21906_9744.N1	09-MAY-2006 10:52:49	Bright	37.500	15	67Alp Vir	0.97600	28000.	75	21906	No
153	GOM_NL__2PRFIN20060509_105910_000000362047_00309_21906_9745.N1	09-MAY-2006 10:59:10	Bright	36.000	138	47Eps Vir	2.8280	4700.0	72	21906	No
154	GOM_NL__2PRFIN20060509_110103_000000372047_00309_21906_9746.N1	09-MAY-2006 11:01:03	Bright	36.500	111	8Eta Boo	2.6800	6000.0	73	21906	No
155	GOM_NL__2PRFIN20060509_110646_000000342047_00309_21906_9747.N1	09-MAY-2006 11:06:46	Bright	33.500	152	12Alp2CVn	2.8900	11000.	67	21906	No
156	GOM_NL__2PRFIN20060509_110952_000000372047_00309_21906_9748.N1	09-MAY-2006 11:09:52	Bright	36.500	39	85Eta UMa	1.8540	24000.	73	21906	No
157	GOM_NL__2PRFIN20060509_111121_000000382047_00309_21906_9749.N1	09-MAY-2006 11:11:21	Bright	38.000	55	79Zet UMa	2.0600	10200.	76	21906	No
158	GOM_NL__2PRFIN20060509_111718_000000392047_00309_21906_9750.N1	09-MAY-2006 11:17:18	Bright	39.000	60	7Bet UMi	2.0810	3950.0	78	21906	No
159	GOM_NL__2PRFIN20060509_112126_000000362047_00309_21906_9751.N1	09-MAY-2006 11:21:26	Bright	36.000	49	1Alp UMi	1.9900	6300.0	72	21906	No
160	GOM_NL__2PRFIN20060509_112935_000000352047_00309_21906_9752.N1	09-MAY-2006 11:29:35	Bright	34.500	76	27Gam Cas	2.3000	30000.	69	21906	No

161	GOM_NL__2PRFIN20060509_113050_000000352047_00309_21906_9753.N1	09-MAY-2006 11:30:50	Bright	35.000	68	18Alp Cas	2.2250	4500.0	70	21906	No
162	GOM_NL__2PRFIN20060509_113900_000000392047_00309_21906_9754.N1	09-MAY-2006 11:39:00	Bright	39.000	58	21Alp And	2.0730	11000.	78	21906	No
163	GOM_NL__2PRFIN20060509_114259_000000412047_00309_21906_9755.N1	09-MAY-2006 11:42:59	Twilight	41.000	140	88Gam Peg	2.8340	26000.	82	21906	No
164	GOM_NL__2PRFIN20060509_115143_000000412047_00309_21906_9756.N1	09-MAY-2006 11:51:43	Dark	41.000	52	16Bet Cet	2.0370	4500.0	82	21906	No
165	GOM_NL__2PRFIN20060509_115731_000000472047_00309_21906_9757.N1	09-MAY-2006 11:57:31	Dark	47.000	18	24Alp PsA	1.1660	9700.0	94	21906	No
166	GOM_NL__2PRFIN20060509_120205_000000552047_00309_21906_9758.N1	09-MAY-2006 12:02:05	Dark	55.000	63	Bet Gru	2.1500	2800.0	110	21906	No
167	GOM_NL__2PRFIN20060509_120322_000000442047_00309_21906_9759.N1	09-MAY-2006 12:03:22	Dark	43.500	31	Alp Gru	1.7340	15200.	87	21906	No
168	GOM_NL__2PRFIN20060509_120533_000000442047_00310_21907_9736.N1	09-MAY-2006 12:05:33	Dark	43.500	148	Alp Tuc	2.8780	4100.0	87	21907	No
169	GOM_NL__2PRFIN20060509_120857_000000422047_00310_21907_9737.N1	09-MAY-2006 12:08:57	Dark	41.500	45	Alp Pav	1.9400	26000.	83	21907	No
170	GOM_NL__2PRFIN20060509_121455_000000412047_00310_21907_9738.N1	09-MAY-2006 12:14:55	Straylight	40.500	43	Alp TrA	1.9100	4250.0	81	21907	No
171	GOM_NL__2PRFIN20060509_121707_000000412047_00310_21907_9739.N1	09-MAY-2006 12:17:07	Straylight	40.500	134	Bet TrA	2.8100	6600.0	81	21907	No
172	GOM_NL__2PRFIN20060509_121858_000000432047_00310_21907_9740.N1	09-MAY-2006 12:18:58	Straylight	42.500	4	Alp1Cen	-0.010000	5800.0	85	21907	No
173	GOM_NL__2PRFIN20060509_122229_000000382047_00310_21907_9741.N1	09-MAY-2006 12:22:29	Straylight	37.500	78	Alp Lup	2.3040	28000.	75	21907	No
174	GOM_NL__2PRFIN20060509_122400_000000392047_00310_21907_9742.N1	09-MAY-2006 12:24:00	Straylight	38.500	81	Eta Cen	2.3560	28000.	77	21907	No
175	GOM_NL__2PRFIN20060509_122559_000000432047_00310_21907_9743.N1	09-MAY-2006 12:25:59	Tw_and_stray	43.000	54	5The Cen	2.0550	4500.0	86	21907	No
176	GOM_NL__2PRFIN20060509_123325_000000392047_00310_21907_9744.N1	09-MAY-2006 12:33:25	Bright	38.500	15	67Alp Vir	0.97600	28000.	77	21907	No
177	GOM_NL__2PRFIN20060509_123946_000000362047_00310_21907_9745.N1	09-MAY-2006 12:39:46	Bright	36.000	138	47Eps Vir	2.8280	4700.0	72	21907	No
178	GOM_NL__2PRFIN20060509_124138_000000352047_00310_21907_9746.N1	09-MAY-2006 12:41:38	Bright	35.000	111	8Eta Boo	2.6800	6000.0	70	21907	No
179	GOM_NL__2PRFIN20060509_124722_000000342047_00310_21907_9747.N1	09-MAY-2006 12:47:22	Bright	33.500	152	12Alp2CVn	2.8900	11000.	67	21907	No
180	GOM_NL__2PRFIN20060509_125028_000000382047_00310_21907_9748.N1	09-MAY-2006 12:50:28	Bright	37.500	39	85Eta UMa	1.8540	24000.	75	21907	No
181	GOM_NL__2PRFIN20060509_125157_000000362047_00310_21907_9749.N1	09-MAY-2006 12:51:57	Bright	36.000	55	79Zet UMa	2.0600	10200.	72	21907	No
182	GOM_NL__2PRFIN20060509_125754_000000392047_00310_21907_9750.N1	09-MAY-2006 12:57:54	Bright	38.500	60	7Bet UMi	2.0810	3950.0	77	21907	No
183	GOM_NL__2PRFIN20060509_130202_000000342047_00310_21907_9751.N1	09-MAY-2006 13:02:02	Bright	34.000	49	1Alp UMi	1.9900	6300.0	68	21907	No
184	GOM_NL__2PRFIN20060509_131011_000000512047_00310_21907_9752.N1	09-MAY-2006 13:10:11	Bright	50.500	76	27Gam Cas	2.3000	30000.	101	21907	No
185	GOM_NL__2PRFIN20060509_131126_000000352047_00310_21907_9753.N1	09-MAY-2006 13:11:26	Bright	34.500	68	18Alp Cas	2.2250	4500.0	69	21907	No
186	GOM_NL__2PRFIN20060509_131936_000000372047_00310_21907_9754.N1	09-MAY-2006 13:19:36	Bright	37.000	58	21Alp And	2.0730	11000.	74	21907	No
187	GOM_NL__2PRFIN20060509_132335_000000402047_00310_21907_9755.N1	09-MAY-2006 13:23:35	Twilight	40.000	140	88Gam Peg	2.8340	26000.	80	21907	No
188	GOM_NL__2PRFIN20060509_133219_000000422047_00310_21907_9756.N1	09-MAY-2006 13:32:19	Dark	41.500	52	16Bet Cet	2.0370	4500.0	83	21907	No
189	GOM_NL__2PRFIN20060509_133808_000000432047_00310_21907_9757.N1	09-MAY-2006 13:38:08	Dark	43.000	18	24Alp PsA	1.1660	9700.0	86	21907	No
190	GOM_NL__2PRFIN20060509_134241_000000502047_00310_21907_9758.N1	09-MAY-2006 13:42:41	Dark	49.500	63	Bet Gru	2.1500	2800.0	99	21907	No
191	GOM_NL__2PRFIN20060509_134359_000000482047_00310_21907_9759.N1	09-MAY-2006 13:43:59	Dark	47.500	31	Alp Gru	1.7340	15200.	95	21907	No
192	GOM_NL__2PRFIN20060509_134609_000000462047_00311_21908_9736.N1	09-MAY-2006 13:46:09	Dark	45.500	148	Alp Tuc	2.8780	4100.0	91	21908	No
193	GOM_NL__2PRFIN20060509_134934_000000412047_00311_21908_9737.N1	09-MAY-2006 13:49:34	Dark	40.500	45	Alp Pav	1.9400	26000.	81	21908	No
194	GOM_NL__2PRFIN20060509_135531_000000412047_00311_21908_9738.N1	09-MAY-2006 13:55:31	Straylight	40.500	43	Alp TrA	1.9100	4250.0	81	21908	No
195	GOM_NL__2PRFIN20060509_135743_000000382047_00311_21908_9739.N1	09-MAY-2006 13:57:43	Straylight	37.500	134	Bet TrA	2.8100	6600.0	75	21908	No
196	GOM_NL__2PRFIN20060509_135934_000000402047_00311_21908_9740.N1	09-MAY-2006 13:59:34	Straylight	39.500	4	Alp1Cen	-0.010000	5800.0	79	21908	No
197	GOM_NL__2PRFIN20060509_140305_000000372047_00311_21908_9741.N1	09-MAY-2006 14:03:05	Straylight	37.000	78	Alp Lup	2.3040	28000.	74	21908	No
198	GOM_NL__2PRFIN20060509_140436_000000372047_00311_21908_9742.N1	09-MAY-2006 14:04:36	Straylight	37.000	81	Eta Cen	2.3560	28000.	74	21908	No
199	GOM_NL__2PRFIN20060509_140635_000000432047_00311_21908_9743.N1	09-MAY-2006 14:06:35	Tw_and_stray	42.500	54	5The Cen	2.0550	4500.0	85	21908	No
200	GOM_NL__2PRFIN20060509_141402_000000392047_00311_21908_9744.N1	09-MAY-2006 14:14:02	Bright	38.500	15	67Alp Vir	0.97600	28000.	77	21908	No
201	GOM_NL__2PRFIN20060509_142022_000000342047_00311_21908_9745.N1	09-MAY-2006 14:20:22	Bright	34.000	138	47Eps Vir	2.8280	4700.0	68	21908	No
202	GOM_NL__2PRFIN20060509_142214_000000362047_00311_21908_9746.N1	09-MAY-2006 14:22:14	Bright	35.500	111	8Eta Boo	2.6800	6000.0	71	21908	No
203	GOM_NL__2PRFIN20060509_142758_000000352047_00311_21908_9747.N1	09-MAY-2006 14:27:58	Bright	34.500	152	12Alp2CVn	2.8900	11000.	69	21908	No
204	GOM_NL__2PRFIN20060509_143103_000000352047_00311_21908_9748.N1	09-MAY-2006 14:31:03	Bright	34.500	39	85Eta UMa	1.8540	24000.	69	21908	No
205	GOM_NL__2PRFIN20060509_143233_000000362047_00311_21908_9749.N1	09-MAY-2006 14:32:33	Bright	36.000	55	79Zet UMa	2.0600	10200.	72	21908	No
206	GOM_NL__2PRFIN20060509_143829_000000372047_00311_21908_9750.N1	09-MAY-2006 14:38:29	Bright	37.000	60	7Bet UMi	2.0810	3950.0	74	21908	No
207	GOM_NL__2PRFIN20060509_144238_000000332047_00311_21908_9751.N1	09-MAY-2006 14:42:38	Bright	33.000	49	1Alp UMi	1.9900	6300.0	66	21908	No
208	GOM_NL__2PRFIN20060509_145047_000000332047_00311_21908_9752.N1	09-MAY-2006 14:50:47	Bright	32.500	76	27Gam Cas	2.3000	30000.	65	21908	No
209	GOM_NL__2PRFIN20060509_145202_000000342047_00311_21908_9753.N1	09-MAY-2006 14:52:02	Bright	33.500	68	18Alp Cas	2.2250	4500.0	67	21908	No
210	GOM_NL__2PRFIN20060509_150012_000000392047_00311_21908_9754.N1	09-MAY-2006 15:00:12	Bright	39.000	58	21Alp And	2.0730	11000.	78	21908	No
211	GOM_NL__2PRFIN20060509_150411_000000402047_00311_21908_9755.N1	09-MAY-2006 15:04:11	Twilight	40.000	140	88Gam Peg	2.8340	26000.	80	21908	No
212	GOM_NL__2PRFIN20060509_151256_000000462047_00311_21908_9756.N1	09-MAY-2006 15:12:56	Dark	45.500	52	16Bet Cet	2.0370	4500.0	91	21908	No
213	GOM_NL__2PRFIN20060509_151844_000000462047_00311_21908_9757.N1	09-MAY-2006 15:18:44	Dark	46.000	18	24Alp PsA	1.1660	9700.0	92	21908	No
214	GOM_NL__2PRFIN20060509_152318_000000542047_00311_21908_9758.N1	09-MAY-2006 15:23:18	Dark	53.500	63	Bet Gru	2.1500	2800.0	107	21908	No
215	GOM_NL__2PRFIN20060509_152435_000000462047_00311_21908_9759.N1	09-MAY-2006 15:24:35	Dark	45.500	31	Alp Gru	1.7340	15200.	91	21908	No
216	GOM_NL__2PRFIN20060509_153011_000000412047_00312_21909_9736.N1	09-MAY-2006 15:30:11	Dark	40.500	45	Alp Pav	1.9400	26000.	81	21909	No
217	GOM_NL__2PRFIN20060509_153607_000000402047_00312_21909_9737.N1	09-MAY-2006 15:36:07	Straylight	39.500	43	Alp TrA	1.9100	4250.0	79	21909	No
218	GOM_NL__2PRFIN20060509_153819_000000372047_00312_21909_9738.N1	09-MAY-2006 15:38:19	Straylight	36.500	134	Bet TrA	2.8100	6600.0	73	21909	No
219	GOM_NL__2PRFIN20060509_154011_000000422047_00312_21909_9739.N1	09-MAY-2006 15:40:11	Straylight	41.500	4	Alp1Cen	-0.010000	5800.0	83	21909	No

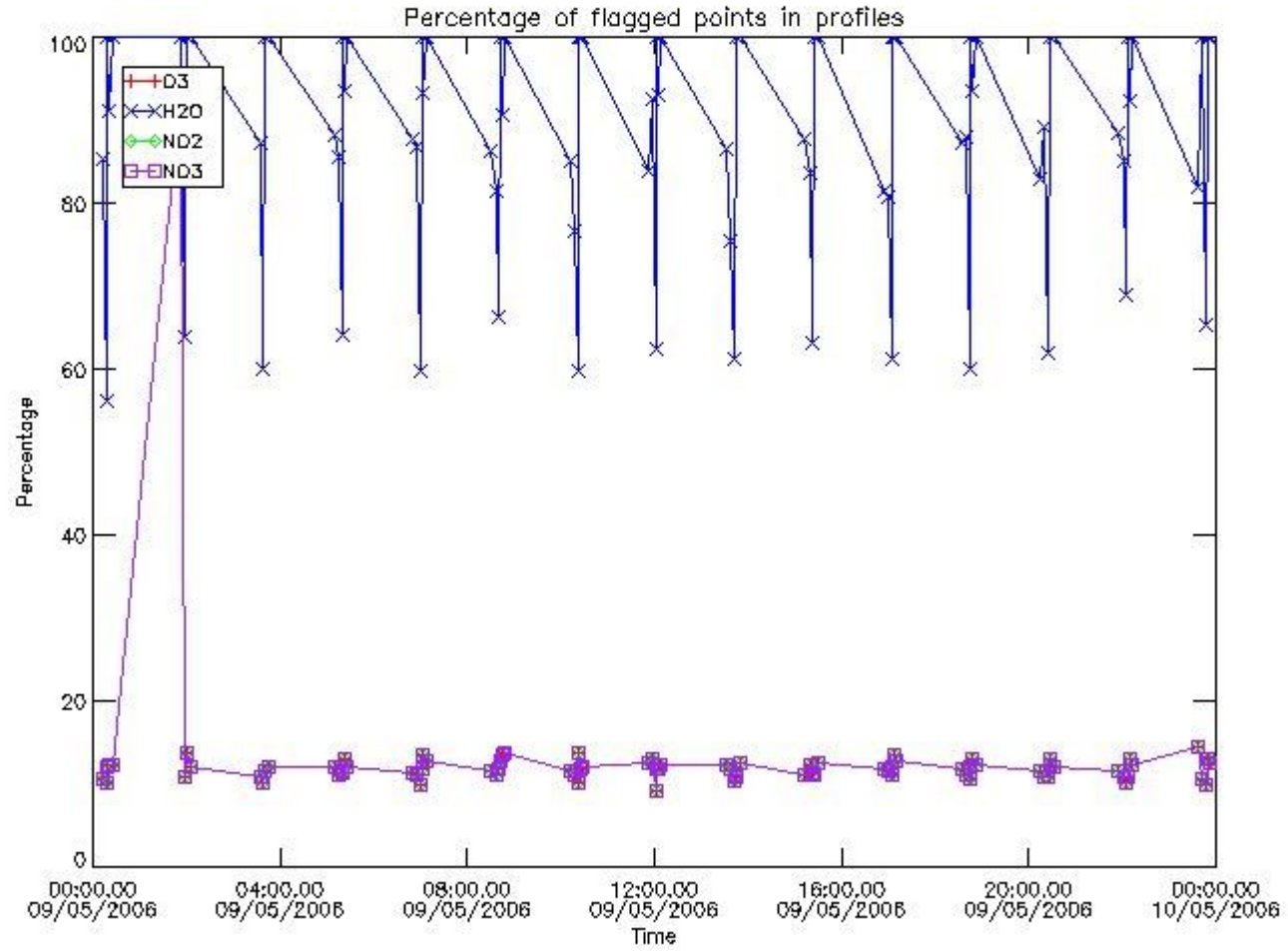
220	GOM_NL__2PRFIN20060509_154341_000000392047_00312_21909_9740.N1	09-MAY-2006 15:43:41	Straylight	39.000	78	Alp Lup	2.3040	28000.	78	21909	No
221	GOM_NL__2PRFIN20060509_154512_000000402047_00312_21909_9741.N1	09-MAY-2006 15:45:12	Straylight	39.500	81	Eta Cen	2.3560	28000.	79	21909	No
222	GOM_NL__2PRFIN20060509_154711_000000452047_00312_21909_9742.N1	09-MAY-2006 15:47:11	Twilight	44.500	54	5The Cen	2.0550	4500.0	89	21909	No
223	GOM_NL__2PRFIN20060509_155438_000000382047_00312_21909_9743.N1	09-MAY-2006 15:54:38	Bright	37.500	15	67Alp Vir	0.97600	28000.	75	21909	No
224	GOM_NL__2PRFIN20060509_160059_000000352047_00312_21909_9744.N1	09-MAY-2006 16:00:59	Bright	34.500	138	47Eps Vir	2.8280	4700.0	69	21909	No
225	GOM_NL__2PRFIN20060509_160250_000000352047_00312_21909_9745.N1	09-MAY-2006 16:02:50	Bright	35.000	111	8Eta Boo	2.6800	6000.0	70	21909	No
226	GOM_NL__2PRFIN20060509_160835_000000342047_00312_21909_9746.N1	09-MAY-2006 16:08:35	Bright	34.000	152	12Alp2CVn	2.8900	11000.	68	21909	No
227	GOM_NL__2PRFIN20060509_161139_000000362047_00312_21909_9747.N1	09-MAY-2006 16:11:39	Bright	36.000	39	85Eta UMa	1.8540	24000.	72	21909	No
228	GOM_NL__2PRFIN20060509_161309_000000332047_00312_21909_9748.N1	09-MAY-2006 16:13:09	Bright	32.500	55	79Zet UMa	2.0600	10200.	65	21909	No
229	GOM_NL__2PRFIN20060509_161905_000000382047_00312_21909_9749.N1	09-MAY-2006 16:19:05	Bright	37.500	60	7Bet UMi	2.0810	3950.0	75	21909	No
230	GOM_NL__2PRFIN20060509_162314_000000362047_00312_21909_9750.N1	09-MAY-2006 16:23:14	Bright	36.000	49	1Alp UMi	1.9900	6300.0	72	21909	No
231	GOM_NL__2PRFIN20060509_163123_000000332047_00312_21909_9751.N1	09-MAY-2006 16:31:23	Bright	33.000	76	27Gam Cas	2.3000	30000.	66	21909	No
232	GOM_NL__2PRFIN20060509_163238_000000352047_00312_21909_9752.N1	09-MAY-2006 16:32:38	Bright	35.000	68	18Alp Cas	2.2250	4500.0	70	21909	No
233	GOM_NL__2PRFIN20060509_164048_000000382047_00312_21909_9753.N1	09-MAY-2006 16:40:48	Bright	37.500	58	21Alp And	2.0730	11000.	75	21909	No
234	GOM_NL__2PRFIN20060509_164448_000000402047_00312_21909_9754.N1	09-MAY-2006 16:44:48	Twilight	39.500	140	88Gam Peg	2.8340	26000.	79	21909	No
235	GOM_NL__2PRFIN20060509_165332_000000442047_00312_21909_9755.N1	09-MAY-2006 16:53:32	Dark	43.500	52	16Bet Cet	2.0370	4500.0	87	21909	No
236	GOM_NL__2PRFIN20060509_165921_000000452047_00312_21909_9756.N1	09-MAY-2006 16:59:21	Dark	44.500	18	24Alp PsA	1.1660	9700.0	89	21909	No
237	GOM_NL__2PRFIN20060509_170354_000000462047_00312_21909_9757.N1	09-MAY-2006 17:03:54	Dark	45.500	63	Bet Gru	2.1500	2800.0	91	21909	No
238	GOM_NL__2PRFIN20060509_170512_000000422047_00312_21909_9758.N1	09-MAY-2006 17:05:12	Dark	42.000	31	Alp Gru	1.7340	15200.	84	21909	No
239	GOM_NL__2PRFIN20060509_170722_000000382047_00313_21910_9756.N1	09-MAY-2006 17:07:22	Dark	38.000	148	Alp Tuc	2.8780	4100.0	76	21910	No
240	GOM_NL__2PRFIN20060509_171047_000000402047_00313_21910_9757.N1	09-MAY-2006 17:10:47	Dark	40.000	45	Alp Pav	1.9400	26000.	80	21910	No
241	GOM_NL__2PRFIN20060509_171644_000000392047_00313_21910_9758.N1	09-MAY-2006 17:16:44	Straylight	39.000	43	Alp TrA	1.9100	4250.0	78	21910	No
242	GOM_NL__2PRFIN20060509_171855_000000372047_00313_21910_9759.N1	09-MAY-2006 17:18:55	Straylight	37.000	134	Bet TrA	2.8100	6600.0	74	21910	No
243	GOM_NL__2PRFIN20060509_172047_000000452047_00313_21910_9760.N1	09-MAY-2006 17:20:47	Straylight	45.000	4	Alp1Cen	-0.010000	5800.0	90	21910	No
244	GOM_NL__2PRFIN20060509_172418_000000362047_00313_21910_9761.N1	09-MAY-2006 17:24:18	Straylight	36.000	78	Alp Lup	2.3040	28000.	72	21910	No
245	GOM_NL__2PRFIN20060509_172549_000000392047_00313_21910_9762.N1	09-MAY-2006 17:25:49	Straylight	38.500	81	Eta Cen	2.3560	28000.	77	21910	No
246	GOM_NL__2PRFIN20060509_172748_000000422047_00313_21910_9763.N1	09-MAY-2006 17:27:48	Twilight	42.000	54	5The Cen	2.0550	4500.0	84	21910	No
247	GOM_NL__2PRFIN20060509_173514_000000382047_00313_21910_9764.N1	09-MAY-2006 17:35:14	Bright	38.000	15	67Alp Vir	0.97600	28000.	76	21910	No
248	GOM_NL__2PRFIN20060509_174135_000000352047_00313_21910_9765.N1	09-MAY-2006 17:41:35	Bright	35.000	138	47Eps Vir	2.8280	4700.0	70	21910	No
249	GOM_NL__2PRFIN20060509_174326_000000362047_00313_21910_9766.N1	09-MAY-2006 17:43:26	Bright	35.500	111	8Eta Boo	2.6800	6000.0	71	21910	No
250	GOM_NL__2PRFIN20060509_174911_000000342047_00313_21910_9767.N1	09-MAY-2006 17:49:11	Bright	34.000	152	12Alp2CVn	2.8900	11000.	68	21910	No
251	GOM_NL__2PRFIN20060509_175215_000000382047_00313_21910_9768.N1	09-MAY-2006 17:52:15	Bright	38.000	39	85Eta UMa	1.8540	24000.	76	21910	No
252	GOM_NL__2PRFIN20060509_175345_000000372047_00313_21910_9769.N1	09-MAY-2006 17:53:45	Bright	36.500	55	79Zet UMa	2.0600	10200.	73	21910	No
253	GOM_NL__2PRFIN20060509_175941_000000392047_00313_21910_9770.N1	09-MAY-2006 17:59:41	Bright	38.500	60	7Bet UMi	2.0810	3950.0	77	21910	No
254	GOM_NL__2PRFIN20060509_180350_000000362047_00313_21910_9771.N1	09-MAY-2006 18:03:50	Bright	35.500	49	1Alp UMi	1.9900	6300.0	71	21910	No
255	GOM_NL__2PRFIN20060509_181159_000000332047_00313_21910_9772.N1	09-MAY-2006 18:11:59	Bright	32.500	76	27Gam Cas	2.3000	30000.	65	21910	No
256	GOM_NL__2PRFIN20060509_181314_000000342047_00313_21910_9773.N1	09-MAY-2006 18:13:14	Bright	34.000	68	18Alp Cas	2.2250	4500.0	68	21910	No
257	GOM_NL__2PRFIN20060509_182124_000000462047_00313_21910_9774.N1	09-MAY-2006 18:21:24	Bright	46.000	58	21Alp And	2.0730	11000.	92	21910	No
258	GOM_NL__2PRFIN20060509_182524_000000392047_00313_21910_9775.N1	09-MAY-2006 18:25:24	Twilight	39.000	140	88Gam Peg	2.8340	26000.	78	21910	No
259	GOM_NL__2PRFIN20060509_183408_000000442047_00313_21910_9776.N1	09-MAY-2006 18:34:08	Dark	43.500	52	16Bet Cet	2.0370	4500.0	87	21910	No
260	GOM_NL__2PRFIN20060509_183958_000000462047_00313_21910_9777.N1	09-MAY-2006 18:39:58	Dark	46.000	18	24Alp PsA	1.1660	9700.0	92	21910	No
261	GOM_NL__2PRFIN20060509_184431_000000482047_00313_21910_9778.N1	09-MAY-2006 18:44:31	Dark	48.000	63	Bet Gru	2.1500	2800.0	96	21910	No
262	GOM_NL__2PRFIN20060509_184548_000000422047_00313_21910_9779.N1	09-MAY-2006 18:45:48	Dark	42.000	31	Alp Gru	1.7340	15200.	84	21910	No
263	GOM_NL__2PRFIN20060509_184759_000000392047_00314_21911_9756.N1	09-MAY-2006 18:47:59	Dark	39.000	148	Alp Tuc	2.8780	4100.0	78	21911	No
264	GOM_NL__2PRFIN20060509_185124_000000422047_00314_21911_9757.N1	09-MAY-2006 18:51:24	Dark	41.500	45	Alp Pav	1.9400	26000.	83	21911	No
265	GOM_NL__2PRFIN20060509_185720_000000452047_00314_21911_9758.N1	09-MAY-2006 18:57:20	Straylight	44.500	43	Alp TrA	1.9100	4250.0	89	21911	No
266	GOM_NL__2PRFIN20060509_185932_000000372047_00314_21911_9759.N1	09-MAY-2006 18:59:32	Straylight	37.000	134	Bet TrA	2.8100	6600.0	74	21911	No
267	GOM_NL__2PRFIN20060509_190123_000000472047_00314_21911_9760.N1	09-MAY-2006 19:01:23	Straylight	46.500	4	Alp1Cen	-0.010000	5800.0	93	21911	No
268	GOM_NL__2PRFIN20060509_190454_000000392047_00314_21911_9761.N1	09-MAY-2006 19:04:54	Straylight	38.500	78	Alp Lup	2.3040	28000.	77	21911	No
269	GOM_NL__2PRFIN20060509_190625_000000392047_00314_21911_9762.N1	09-MAY-2006 19:06:25	Straylight	39.000	81	Eta Cen	2.3560	28000.	78	21911	No
270	GOM_NL__2PRFIN20060509_190824_000000432047_00314_21911_9763.N1	09-MAY-2006 19:08:24	Twilight	42.500	54	5The Cen	2.0550	4500.0	85	21911	No
271	GOM_NL__2PRFIN20060509_191550_000000382047_00314_21911_9764.N1	09-MAY-2006 19:15:50	Bright	38.000	15	67Alp Vir	0.97600	28000.	76	21911	No
272	GOM_NL__2PRFIN20060509_192211_000000352047_00314_21911_9765.N1	09-MAY-2006 19:22:11	Bright	34.500	138	47Eps Vir	2.8280	4700.0	69	21911	No
273	GOM_NL__2PRFIN20060509_192402_000000362047_00314_21911_9766.N1	09-MAY-2006 19:24:02	Bright	35.500	111	8Eta Boo	2.6800	6000.0	71	21911	No
274	GOM_NL__2PRFIN20060509_192947_000000522047_00314_21911_9767.N1	09-MAY-2006 19:29:47	Bright	52.000	152	12Alp2CVn	2.8900	11000.	104	21911	No
275	GOM_NL__2PRFIN20060509_193251_000000372047_00314_21911_9768.N1	09-MAY-2006 19:32:51	Bright	37.000	39	85Eta UMa	1.8540	24000.	74	21911	No
276	GOM_NL__2PRFIN20060509_193421_000000362047_00314_21911_9769.N1	09-MAY-2006 19:34:21	Bright	35.500	55	79Zet UMa	2.0600	10200.	71	21911	No
277	GOM_NL__2PRFIN20060509_194017_000000402047_00314_21911_9770.N1	09-MAY-2006 19:40:17	Bright	39.500	60	7Bet UMi	2.0810	3950.0	79	21911	No
278	GOM_NL__2PRFIN20060509_194426_000000362047_00314_21911_9771.N1	09-MAY-2006 19:44:26	Bright	36.000	49	1Alp UMi	1.9900	6300.0	72	21911	No

279	GOM_NL__2PRFIN20060509_195235_000000342047_00314_21911_9772.N1	09-MAY-2006 19:52:35	Bright	34.000	76	27Gam Cas	2.3000	30000.	68	21911	No
280	GOM_NL__2PRFIN20060509_195350_000000362047_00314_21911_9773.N1	09-MAY-2006 19:53:50	Bright	36.000	68	18Alp Cas	2.2250	4500.0	72	21911	No
281	GOM_NL__2PRFIN20060509_200200_000000362047_00314_21911_9774.N1	09-MAY-2006 20:02:00	Bright	36.000	58	21Alp And	2.0730	11000.	72	21911	No
282	GOM_NL__2PRFIN20060509_200600_000000422047_00314_21911_9775.N1	09-MAY-2006 20:06:00	Twilight	42.000	140	88Gam Peg	2.8340	26000.	84	21911	No
283	GOM_NL__2PRFIN20060509_201444_000000442047_00314_21911_9776.N1	09-MAY-2006 20:14:44	Dark	44.000	52	16Bet Cet	2.0370	4500.0	88	21911	No
284	GOM_NL__2PRFIN20060509_202034_000000472047_00314_21911_9777.N1	09-MAY-2006 20:20:34	Dark	47.000	18	24Alp PsA	1.1660	9700.0	94	21911	No
285	GOM_NL__2PRFIN20060509_202507_000000472047_00314_21911_9778.N1	09-MAY-2006 20:25:07	Dark	46.500	63	Bet Gru	2.1500	2800.0	93	21911	No
286	GOM_NL__2PRFIN20060509_202625_000000422047_00314_21911_9779.N1	09-MAY-2006 20:26:25	Dark	41.500	31	Alp Gru	1.7340	15200.	83	21911	No
287	GOM_NL__2PRFIN20060509_202835_000000402047_00315_21912_9756.N1	09-MAY-2006 20:28:35	Dark	39.500	148	Alp Tuc	2.8780	4100.0	79	21912	No
288	GOM_NL__2PRFIN20060509_203201_000000432047_00315_21912_9757.N1	09-MAY-2006 20:32:01	Dark	42.500	45	Alp Pav	1.9400	26000.	85	21912	No
289	GOM_NL__2PRFIN20060509_203756_000000392047_00315_21912_9758.N1	09-MAY-2006 20:37:56	Straylight	39.000	43	Alp TrA	1.9100	4250.0	78	21912	No
290	GOM_NL__2PRFIN20060509_204008_000000372047_00315_21912_9759.N1	09-MAY-2006 20:40:08	Straylight	37.000	134	Bet TrA	2.8100	6600.0	74	21912	No
291	GOM_NL__2PRFIN20060509_204159_000000512047_00315_21912_9760.N1	09-MAY-2006 20:41:59	Straylight	51.000	4	Alp1Cen	-0.010000	5800.0	102	21912	No
292	GOM_NL__2PRFIN20060509_204530_000000402047_00315_21912_9761.N1	09-MAY-2006 20:45:30	Straylight	40.000	78	Alp Lup	2.3040	28000.	80	21912	No
293	GOM_NL__2PRFIN20060509_204701_000000402047_00315_21912_9762.N1	09-MAY-2006 20:47:01	Straylight	39.500	81	Eta Cen	2.3560	28000.	79	21912	No
294	GOM_NL__2PRFIN20060509_204900_000000432047_00315_21912_9763.N1	09-MAY-2006 20:49:00	Twi_and_stray	43.000	54	5The Cen	2.0550	4500.0	86	21912	No
295	GOM_NL__2PRFIN20060509_205421_000000282047_00315_21912_9764.N1	09-MAY-2006 20:54:21	Bright	28.000	122	9Alp2Lib	2.7470	9700.0	56	21912	No
296	GOM_NL__2PRFIN20060509_205626_000000392047_00315_21912_9765.N1	09-MAY-2006 20:56:26	Bright	38.500	15	67Alp Vir	0.97600	28000.	77	21912	No
297	GOM_NL__2PRFIN20060509_210247_000000352047_00315_21912_9766.N1	09-MAY-2006 21:02:47	Bright	34.500	138	47Eps Vir	2.8280	4700.0	69	21912	No
298	GOM_NL__2PRFIN20060509_210438_000000352047_00315_21912_9767.N1	09-MAY-2006 21:04:38	Bright	35.000	111	8Eta Boo	2.6800	6000.0	70	21912	No
299	GOM_NL__2PRFIN20060509_211023_000000362047_00315_21912_9768.N1	09-MAY-2006 21:10:23	Bright	35.500	152	12Alp2CVn	2.8900	11000.	71	21912	No
300	GOM_NL__2PRFIN20060509_211327_000000382047_00315_21912_9769.N1	09-MAY-2006 21:13:27	Bright	37.500	39	85Eta UMa	1.8540	24000.	75	21912	No
301	GOM_NL__2PRFIN20060509_211457_000000372047_00315_21912_9770.N1	09-MAY-2006 21:14:57	Bright	37.000	55	79Zet UMa	2.0600	10200.	74	21912	No
302	GOM_NL__2PRFIN20060509_212053_000000362047_00315_21912_9771.N1	09-MAY-2006 21:20:53	Bright	36.000	60	7Bet UMi	2.0810	3950.0	72	21912	No
303	GOM_NL__2PRFIN20060509_212502_000000362047_00315_21912_9772.N1	09-MAY-2006 21:25:02	Bright	36.000	49	1Alp UMi	1.9900	6300.0	72	21912	No
304	GOM_NL__2PRFIN20060509_213311_000000522047_00315_21912_9773.N1	09-MAY-2006 21:33:11	Bright	52.000	76	27Gam Cas	2.3000	30000.	104	21912	No
305	GOM_NL__2PRFIN20060509_213426_000000362047_00315_21912_9774.N1	09-MAY-2006 21:34:26	Bright	35.500	68	18Alp Cas	2.2250	4500.0	71	21912	No
306	GOM_NL__2PRFIN20060509_214236_000000382047_00315_21912_9775.N1	09-MAY-2006 21:42:36	Bright	37.500	58	21Alp And	2.0730	11000.	75	21912	No
307	GOM_NL__2PRFIN20060509_214636_000000392047_00315_21912_9776.N1	09-MAY-2006 21:46:36	Twilight	38.500	140	88Gam Peg	2.8340	26000.	77	21912	No
308	GOM_NL__2PRFIN20060509_215520_000000442047_00315_21912_9777.N1	09-MAY-2006 21:55:20	Dark	44.000	52	16Bet Cet	2.0370	4500.0	88	21912	No
309	GOM_NL__2PRFIN20060509_220111_000000472047_00315_21912_9778.N1	09-MAY-2006 22:01:11	Dark	47.000	18	24Alp PsA	1.1660	9700.0	94	21912	No
310	GOM_NL__2PRFIN20060509_220544_000000552047_00315_21912_9779.N1	09-MAY-2006 22:05:44	Dark	55.000	63	Bet Gru	2.1500	2800.0	110	21912	No
311	GOM_NL__2PRFIN20060509_220702_000000482047_00315_21912_9780.N1	09-MAY-2006 22:07:02	Dark	47.500	31	Alp Gru	1.7340	15200.	95	21912	No
312	GOM_NL__2PRFIN20060509_220911_000000392047_00316_21913_9756.N1	09-MAY-2006 22:09:11	Dark	39.000	148	Alp Tuc	2.8780	4100.0	78	21913	No
313	GOM_NL__2PRFIN20060509_221237_000000422047_00316_21913_9757.N1	09-MAY-2006 22:12:37	Dark	41.500	45	Alp Pav	1.9400	26000.	83	21913	No
314	GOM_NL__2PRFIN20060509_221832_000000392047_00316_21913_9758.N1	09-MAY-2006 22:18:32	Straylight	39.000	43	Alp TrA	1.9100	4250.0	78	21913	No
315	GOM_NL__2PRFIN20060509_222044_000000382047_00316_21913_9759.N1	09-MAY-2006 22:20:44	Straylight	37.500	134	Bet TrA	2.8100	6600.0	75	21913	No
316	GOM_NL__2PRFIN20060509_222235_000000502047_00316_21913_9760.N1	09-MAY-2006 22:22:35	Straylight	49.500	4	Alp1Cen	-0.010000	5800.0	99	21913	No
317	GOM_NL__2PRFIN20060509_222606_000000402047_00316_21913_9761.N1	09-MAY-2006 22:26:06	Straylight	39.500	78	Alp Lup	2.3040	28000.	79	21913	No
318	GOM_NL__2PRFIN20060509_222737_000000392047_00316_21913_9762.N1	09-MAY-2006 22:27:37	Straylight	39.000	81	Eta Cen	2.3560	28000.	78	21913	No
319	GOM_NL__2PRFIN20060509_222936_000000422047_00316_21913_9763.N1	09-MAY-2006 22:29:36	Twi_and_stray	42.000	54	5The Cen	2.0550	4500.0	84	21913	No
320	GOM_NL__2PRFIN20060509_223457_000000282047_00316_21913_9764.N1	09-MAY-2006 22:34:57	Bright	28.000	122	9Alp2Lib	2.7470	9700.0	56	21913	No
321	GOM_NL__2PRFIN20060509_223702_000000372047_00316_21913_9765.N1	09-MAY-2006 22:37:02	Bright	37.000	15	67Alp Vir	0.97600	28000.	74	21913	No
322	GOM_NL__2PRFIN20060509_224323_000000352047_00316_21913_9766.N1	09-MAY-2006 22:43:23	Bright	34.500	138	47Eps Vir	2.8280	4700.0	69	21913	No
323	GOM_NL__2PRFIN20060509_224514_000000362047_00316_21913_9767.N1	09-MAY-2006 22:45:14	Bright	35.500	111	8Eta Boo	2.6800	6000.0	71	21913	No
324	GOM_NL__2PRFIN20060509_225059_000000522047_00316_21913_9768.N1	09-MAY-2006 22:50:59	Bright	52.000	152	12Alp2CVn	2.8900	11000.	104	21913	No
325	GOM_NL__2PRFIN20060509_225403_000000352047_00316_21913_9769.N1	09-MAY-2006 22:54:03	Bright	35.000	39	85Eta UMa	1.8540	24000.	70	21913	No
326	GOM_NL__2PRFIN20060509_225533_000000362047_00316_21913_9770.N1	09-MAY-2006 22:55:33	Bright	36.000	55	79Zet UMa	2.0600	10200.	72	21913	No
327	GOM_NL__2PRFIN20060509_230128_000000392047_00316_21913_9771.N1	09-MAY-2006 23:01:28	Bright	39.000	60	7Bet UMi	2.0810	3950.0	78	21913	No
328	GOM_NL__2PRFIN20060509_230538_000000362047_00316_21913_9772.N1	09-MAY-2006 23:05:38	Bright	35.500	49	1Alp UMi	1.9900	6300.0	71	21913	No
329	GOM_NL__2PRFIN20060509_231347_000000342047_00316_21913_9773.N1	09-MAY-2006 23:13:47	Bright	34.000	76	27Gam Cas	2.3000	30000.	68	21913	No
330	GOM_NL__2PRFIN20060509_231502_000000422047_00316_21913_9774.N1	09-MAY-2006 23:15:02	Bright	41.500	68	18Alp Cas	2.2250	4500.0	83	21913	No
331	GOM_NL__2PRFIN20060509_232313_000000382047_00316_21913_9775.N1	09-MAY-2006 23:23:13	Bright	37.500	58	21Alp And	2.0730	11000.	75	21913	No
332	GOM_NL__2PRFIN20060509_232712_000000422047_00316_21913_9776.N1	09-MAY-2006 23:27:12	Twilight	41.500	140	88Gam Peg	2.8340	26000.	83	21913	No
333	GOM_NL__2PRFIN20060509_233556_000000422047_00316_21913_9777.N1	09-MAY-2006 23:35:56	Dark	42.000	52	16Bet Cet	2.0370	4500.0	84	21913	No
334	GOM_NL__2PRFIN20060509_234147_000000492047_00316_21913_9778.N1	09-MAY-2006 23:41:47	Dark	48.500	18	24Alp PsA	1.1660	9700.0	97	21913	No
335	GOM_NL__2PRFIN20060509_234620_000000512047_00316_21913_9779.N1	09-MAY-2006 23:46:20	Dark	51.000	63	Bet Gru	2.1500	2800.0	102	21913	No
336	GOM_NL__2PRFIN20060509_234947_000000392047_00317_21914_9756.N1	09-MAY-2006 23:49:47	Dark	39.000	148	Alp Tuc	2.8780	4100.0	78	21914	No
337	GOM_NL__2PRFIN20060509_235314_000000412047_00317_21914_9757.N1	09-MAY-2006 23:53:14	Dark	41.000	45	Alp Pav	1.9400	26000.	82	21914	No

3. Quality information per product

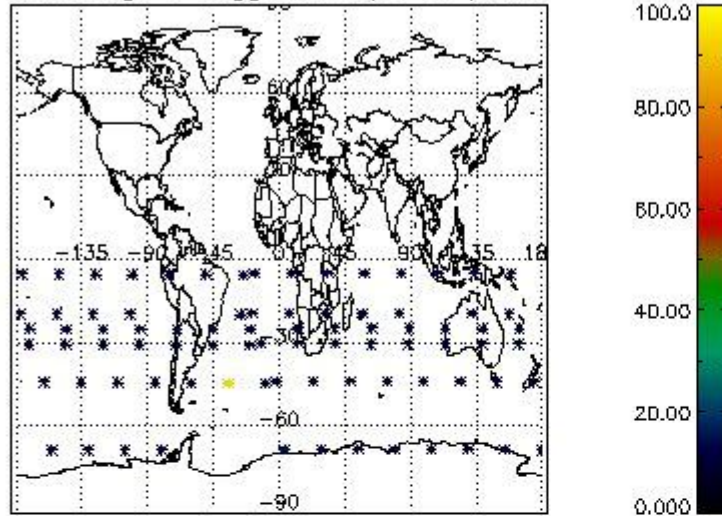
In this section it is plotted some information contained in the Quality Summary data set of the level 2 products. Only products in dark limb conditions and without errors (error flag in the MPH set to "0") are used.

3.1 Plot quality information per product (time dependant)

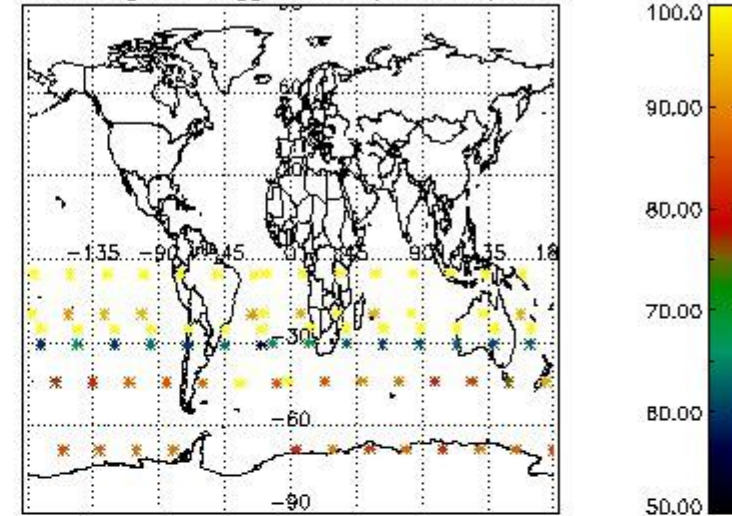


3.2 Plot quality information per product (world map)

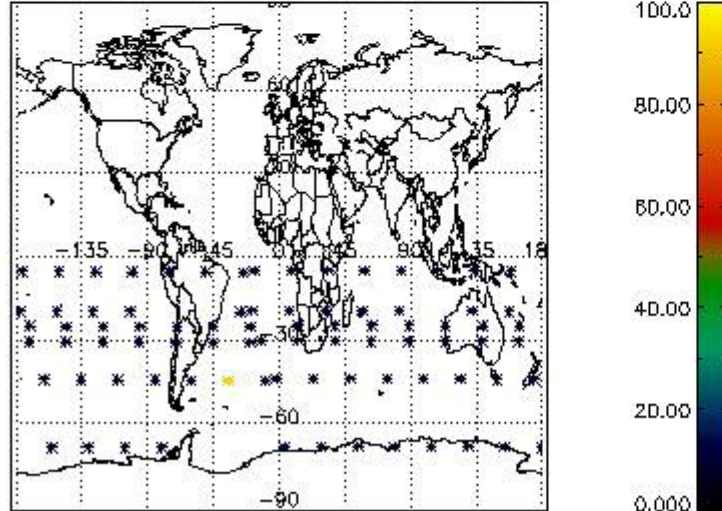
Percentage of flagged data per O3 profile



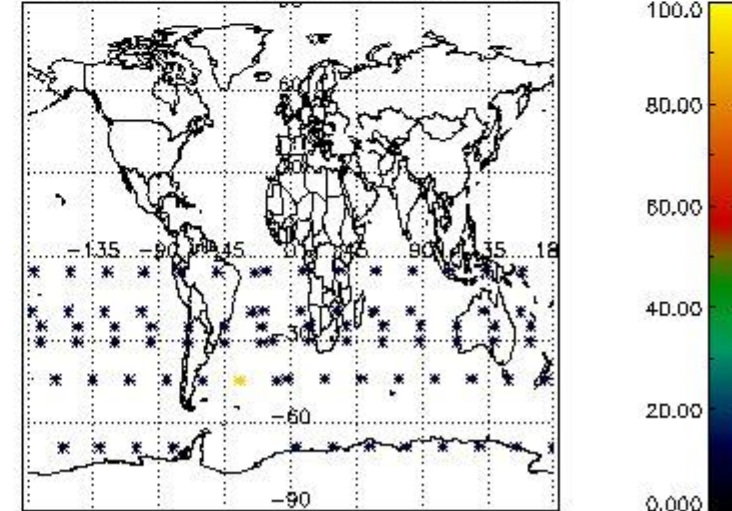
Percentage of flagged data per H2O profile



Percentage of flagged data per NO2 profile



Percentage of flagged data per NO3 profile

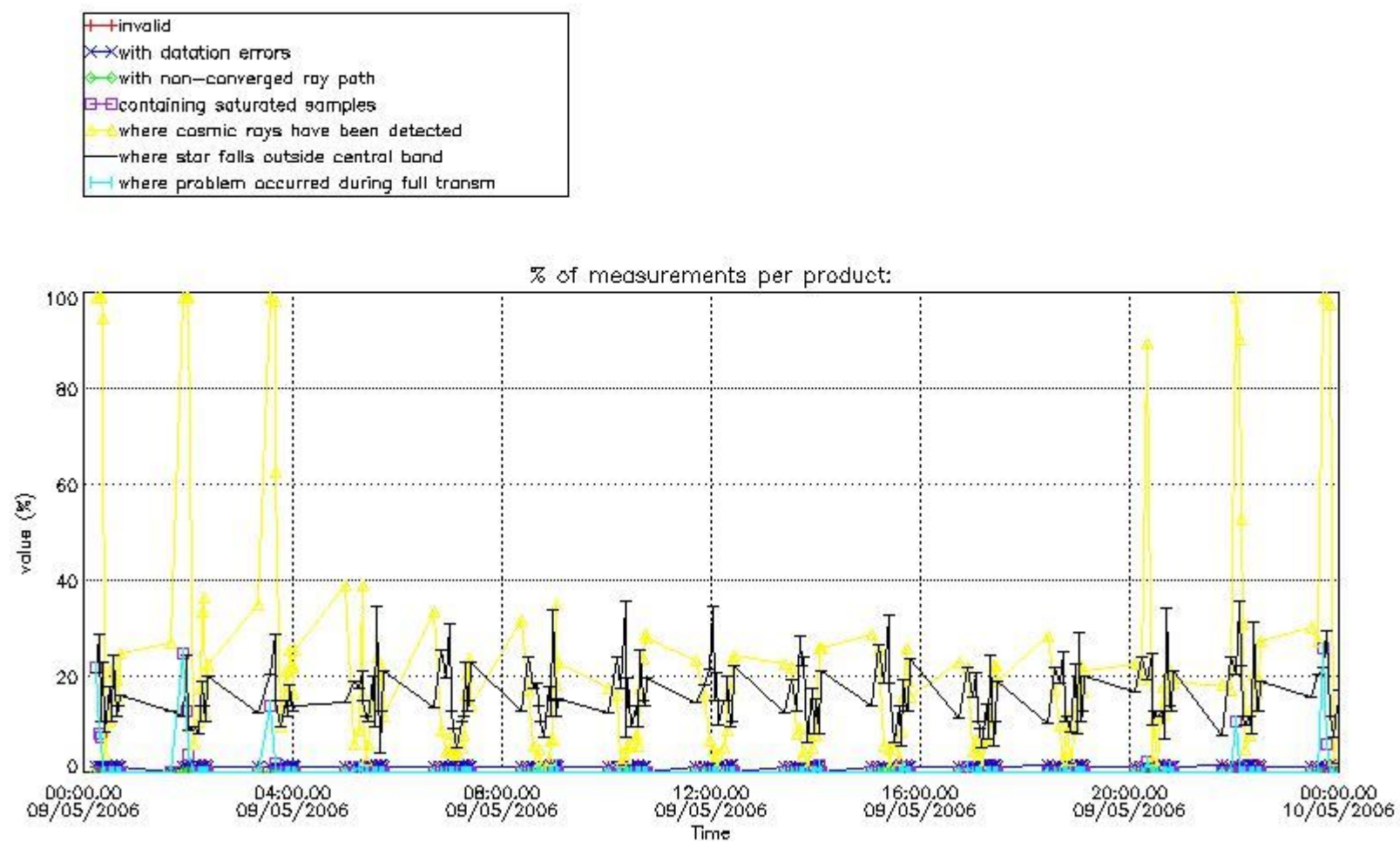


4. Level 1 quality information per product

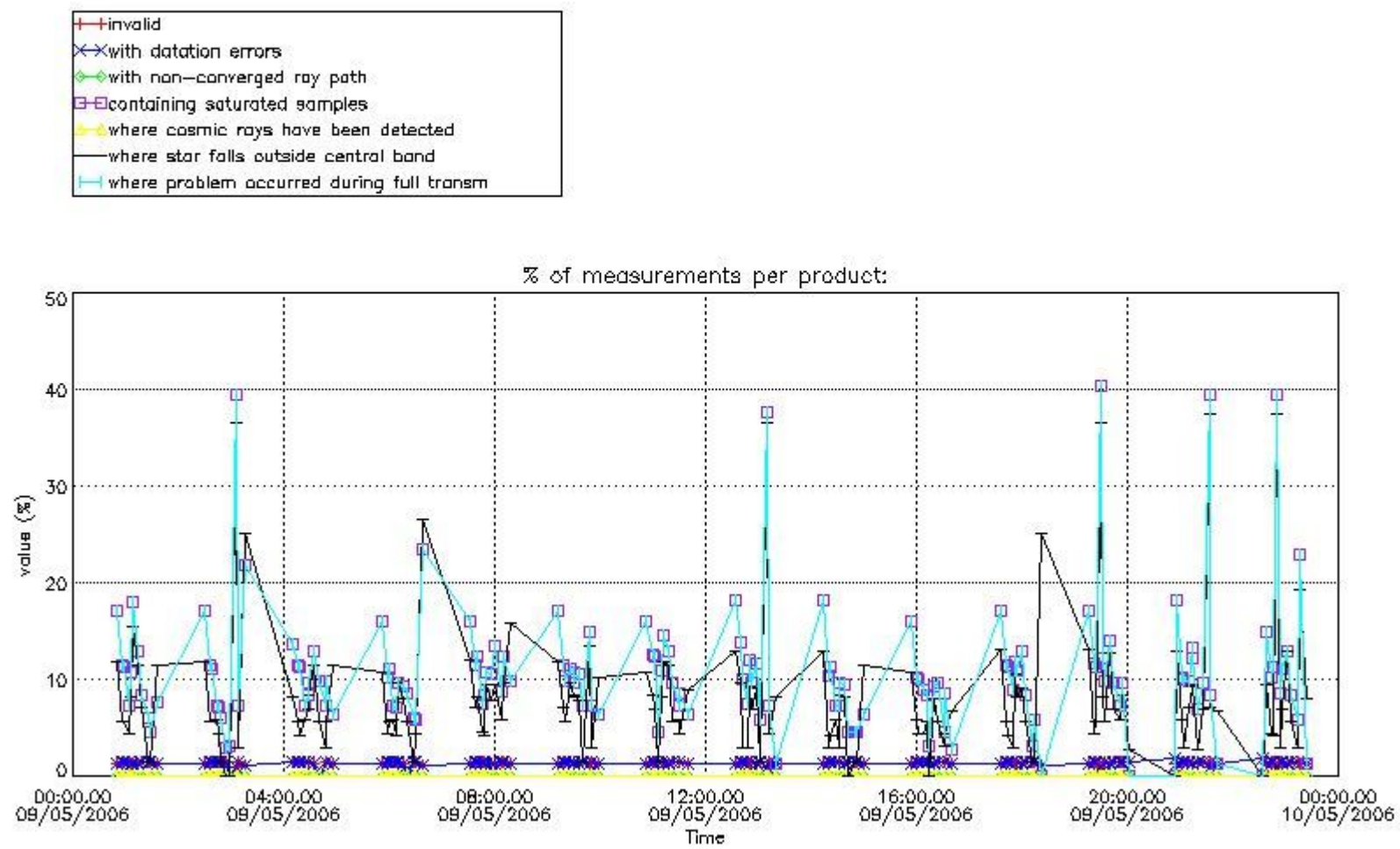
In this section it is plotted some information contained in the Quality Summary data set of the level 2 products that comes from the level 1b processing. Products without errors (error flag in the MPH set to "0") are used.

4.1 Plot quality information per product (time dependant) coming from level 1b processing

4.1.1 Plot level 1 quality information per product (time dependant): ENVISAT ASCENDING passes

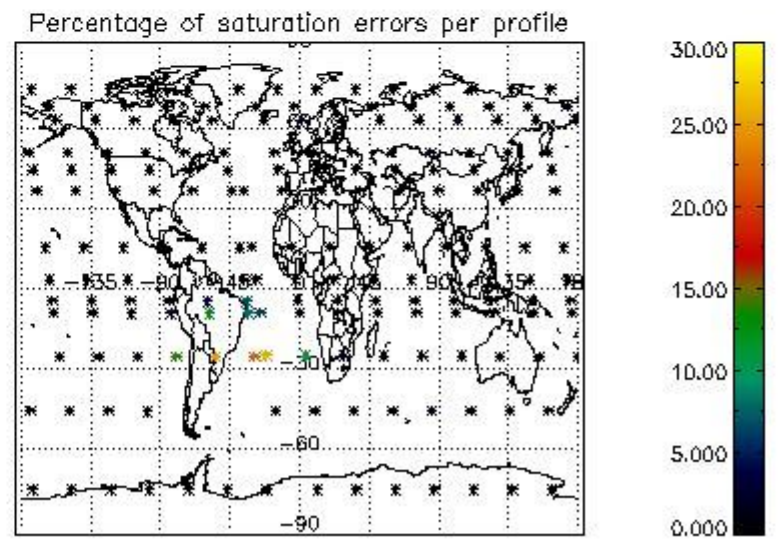
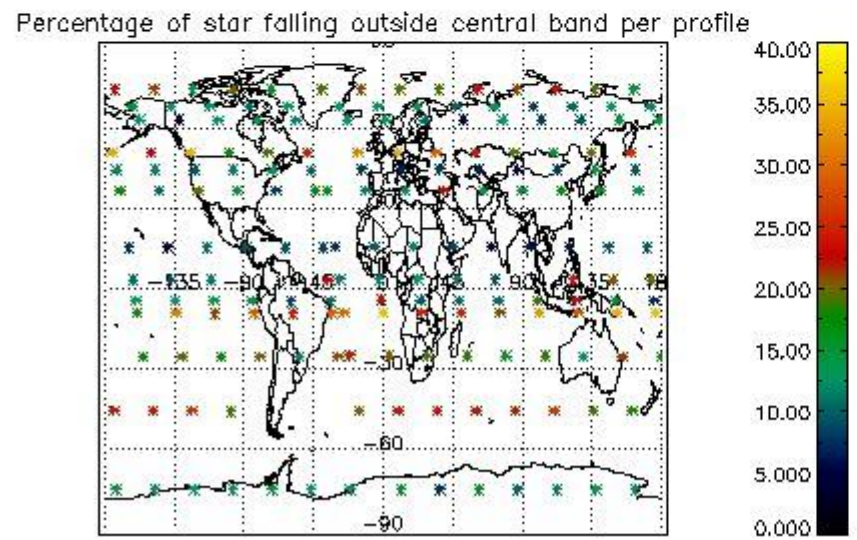
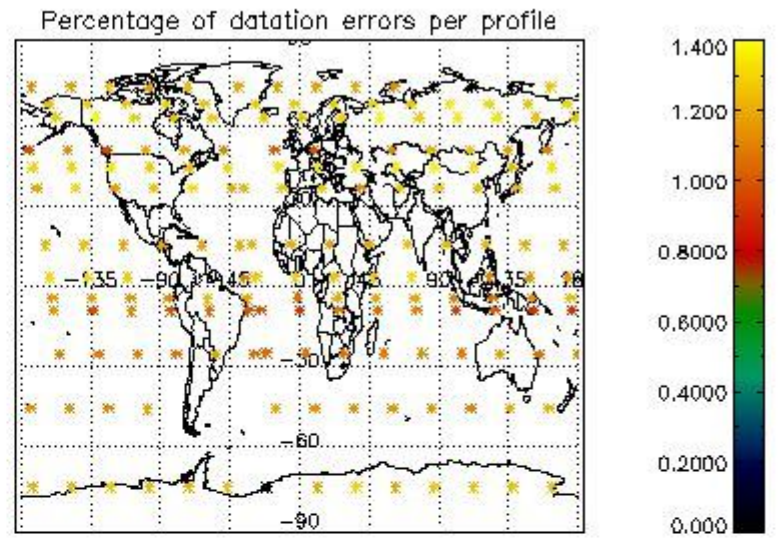
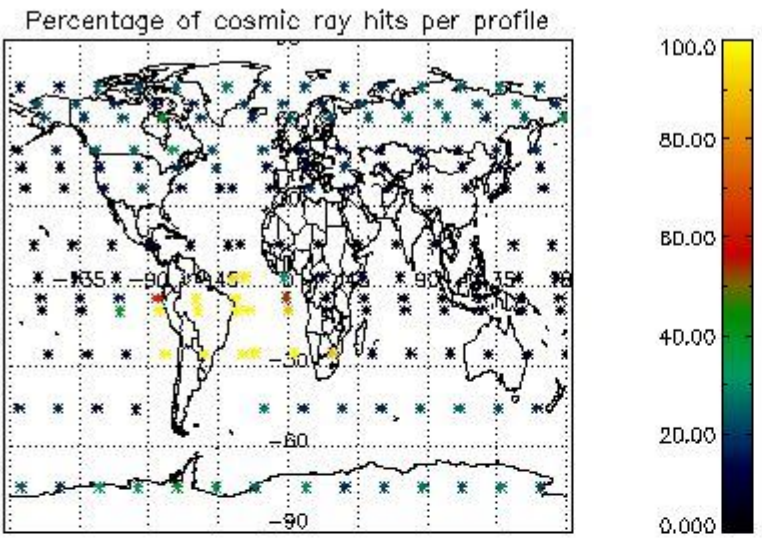


4.1.2 Plot level 1 quality information per product (time dependant): ENVI SAT DESCENDING passes

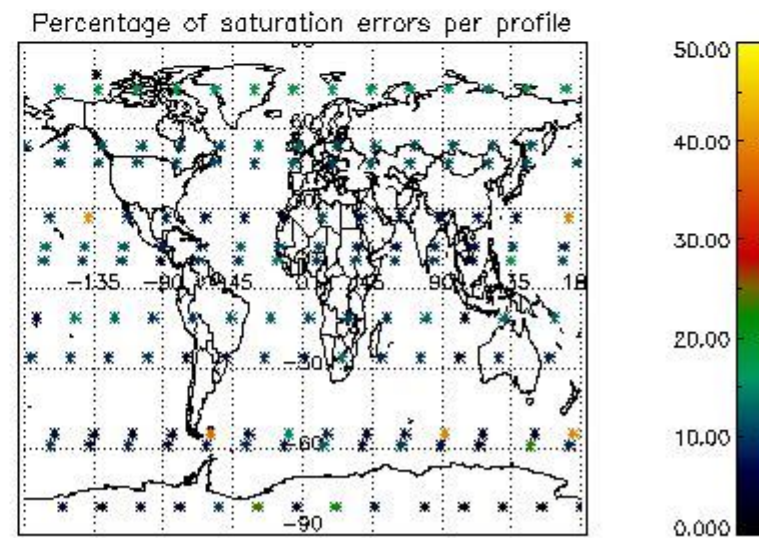
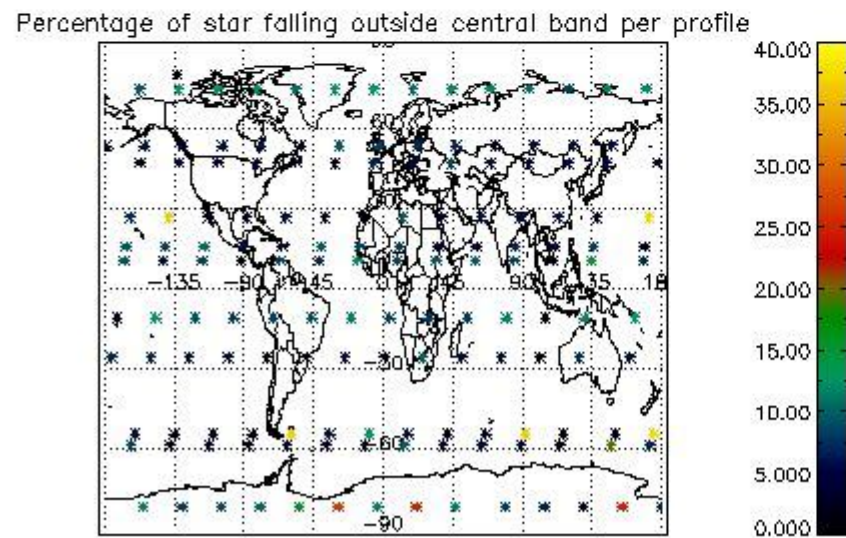
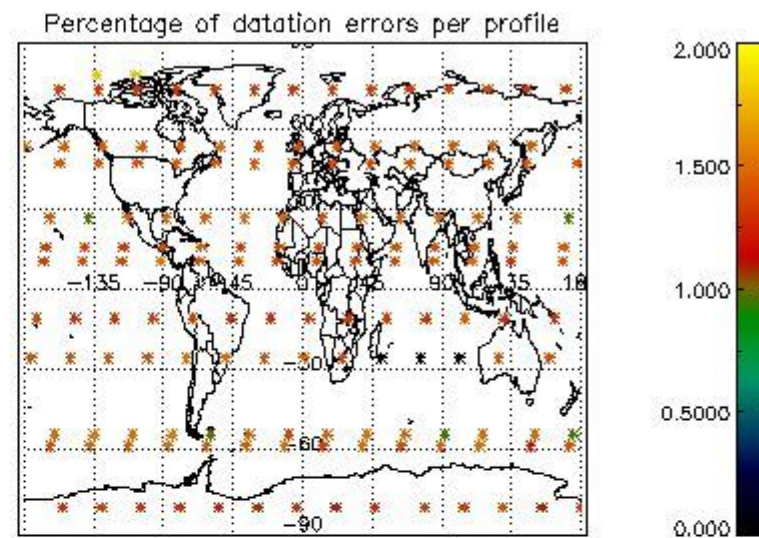
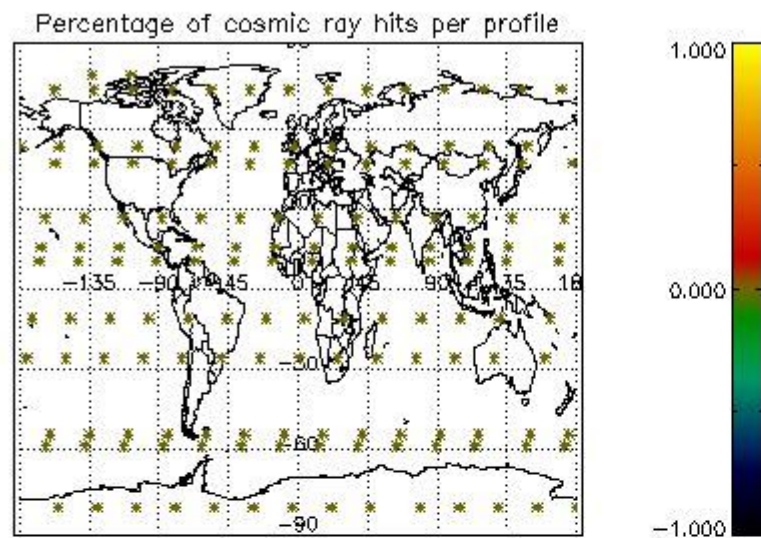


4.2 Plot quality information per product coming from level 1b processing (world map)

4.2.1 Plot level 1 quality information per product (world map): ENVISAT ASCENDING passes



4.2.2 Plot level 1 quality information per product (world map): ENVISAT DESCENDING passes



5. Trace gas profiles

5.1 Ozone statistics based on quality of products

The final quality of the products can be "measured" using the STD (Standard Deviation) attached to every point profile. This information is written to the parameter GOM_NL__2P/NL_LOCAL_SPECIES_DENSITY/o3_std of the level 2 products. The table below shows the statistics for given STD ranges.

The statistics are given with respect to the overall valid production:

- Products without fatal errors: GOM_NL__2P/MPH/PRODUCT_ERR=0
- Valid point profile: GOM_NL__2P/NL_LOCAL_SPECIES_DENSITY/pcd(0)=0

The 'Criteria' is applied to valid points of dark limb products:

- Products in dark limb illumination condition: GOM_NL__2P/NL_SUMMARY_QUALITY/obs_ill_cond=0
- Products without fatal errors: GOM_NL__2P/MPH/PRODUCT_ERR=0
- Valid point profile: GOM_NL__2P/NL_LOCAL_SPECIES_DENSITY/pcd(0)=0

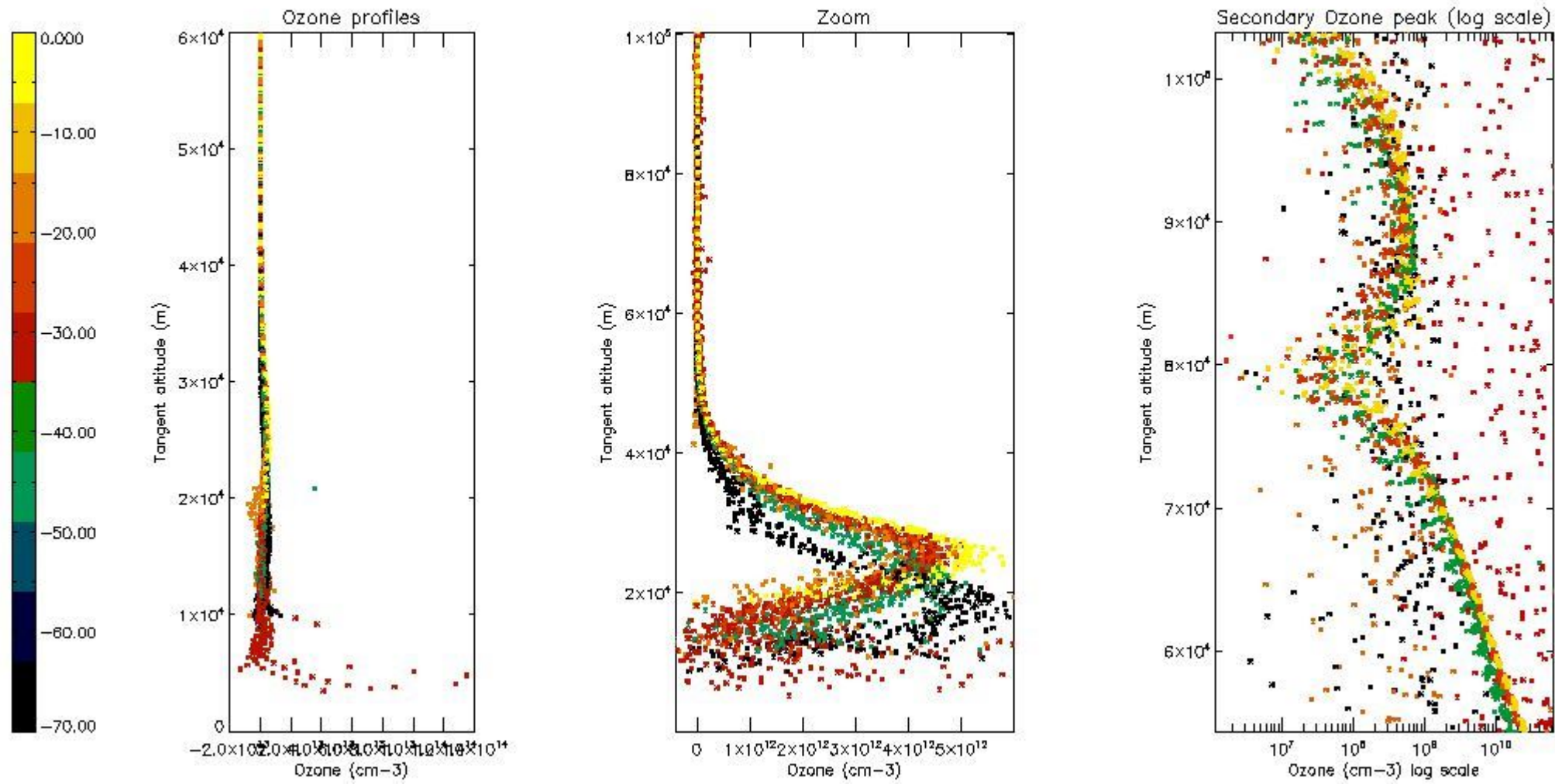
So, the table below shows the percentage of dark limb and valid observations for each criteria with respect to the overall valid daily observations.

Criteria	% of total production
All STD	28
STD < 20	14

STD < 10	10
STD < 5	7

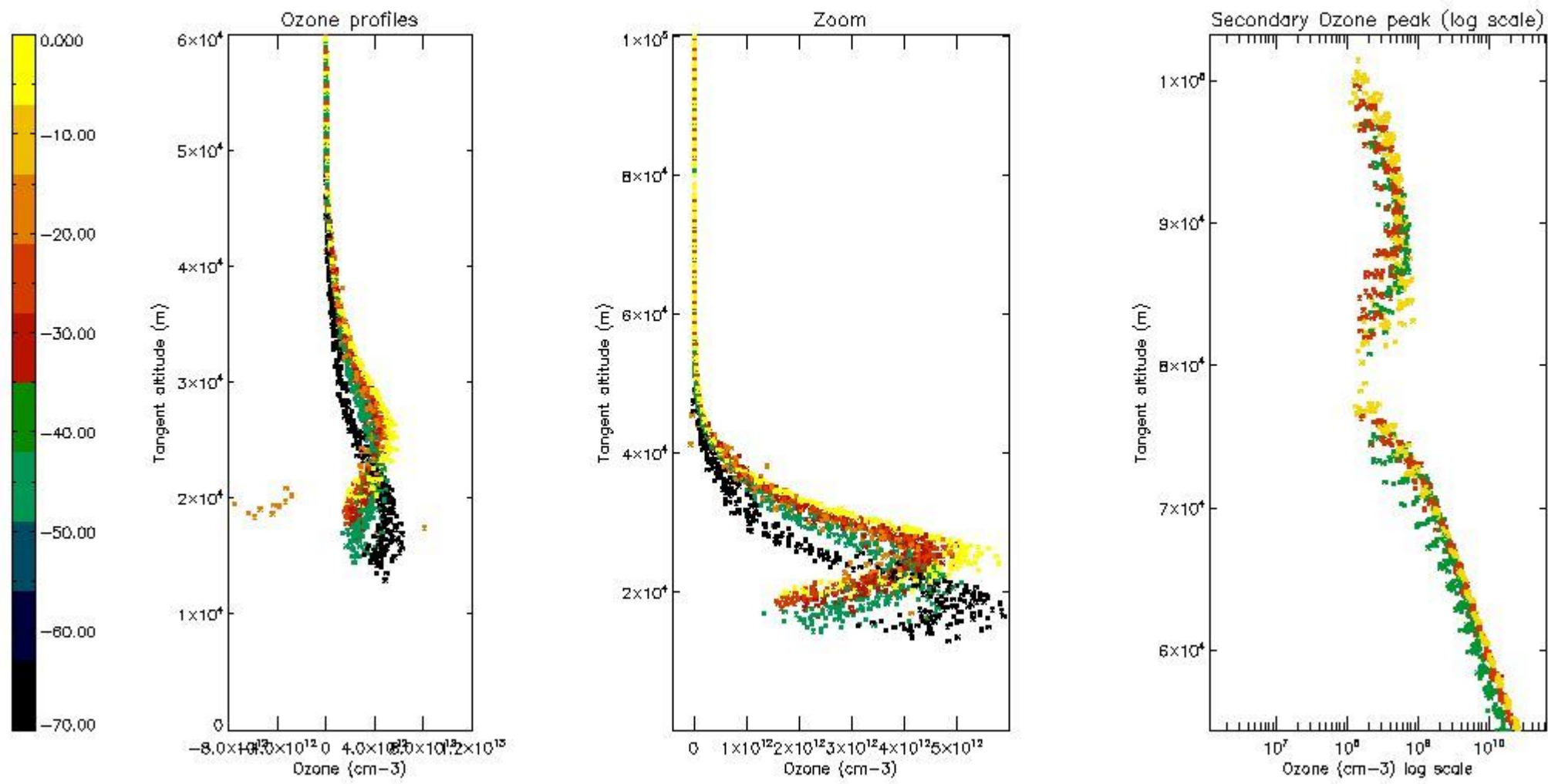
5.2 Plot ozone profiles for all STD (dark without errors)

The colorbar represents the latitude.



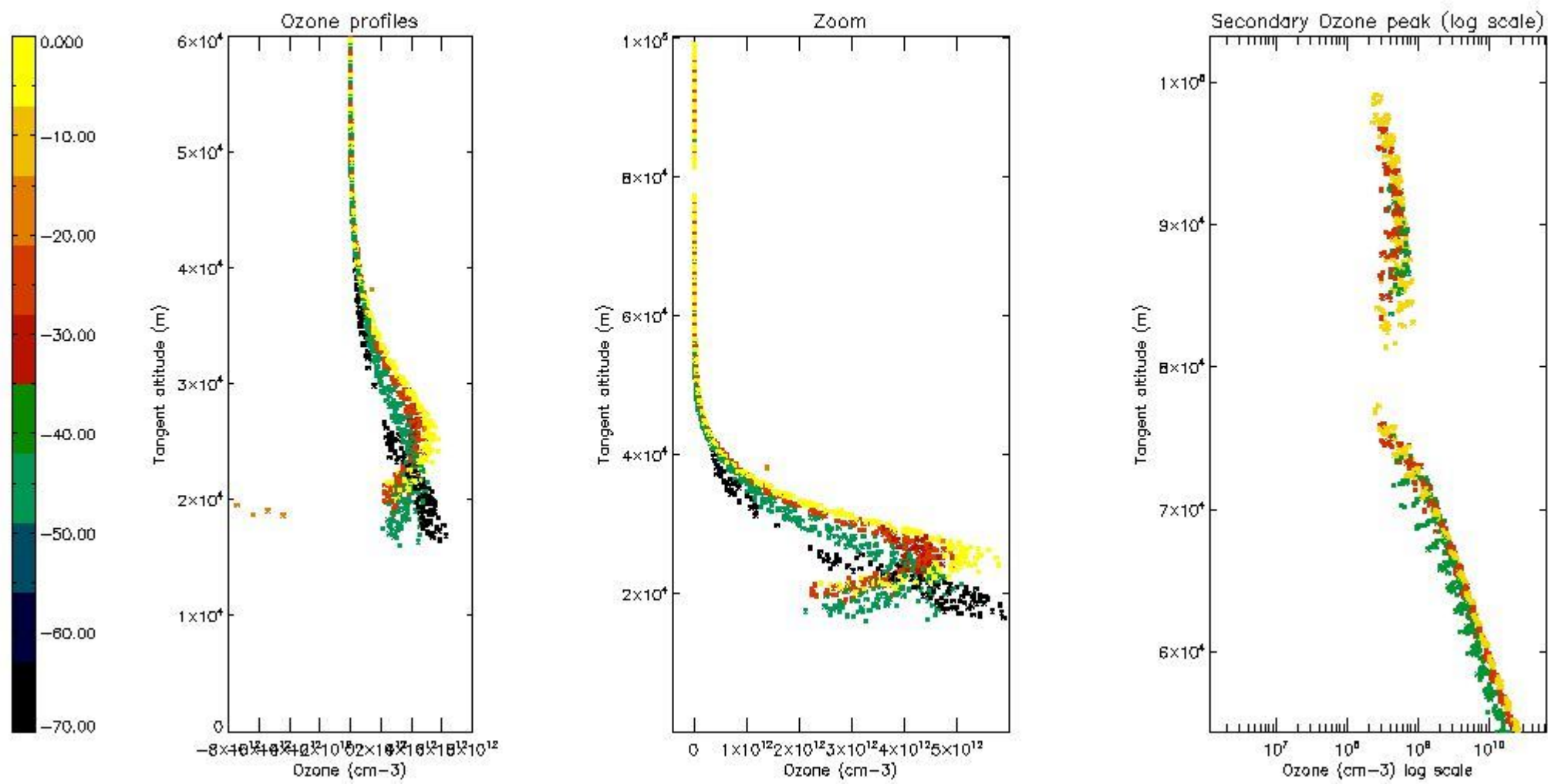
5.3 Plot ozone profiles where STD < 20% (dark without errors)

The colorbar represents the latitude.



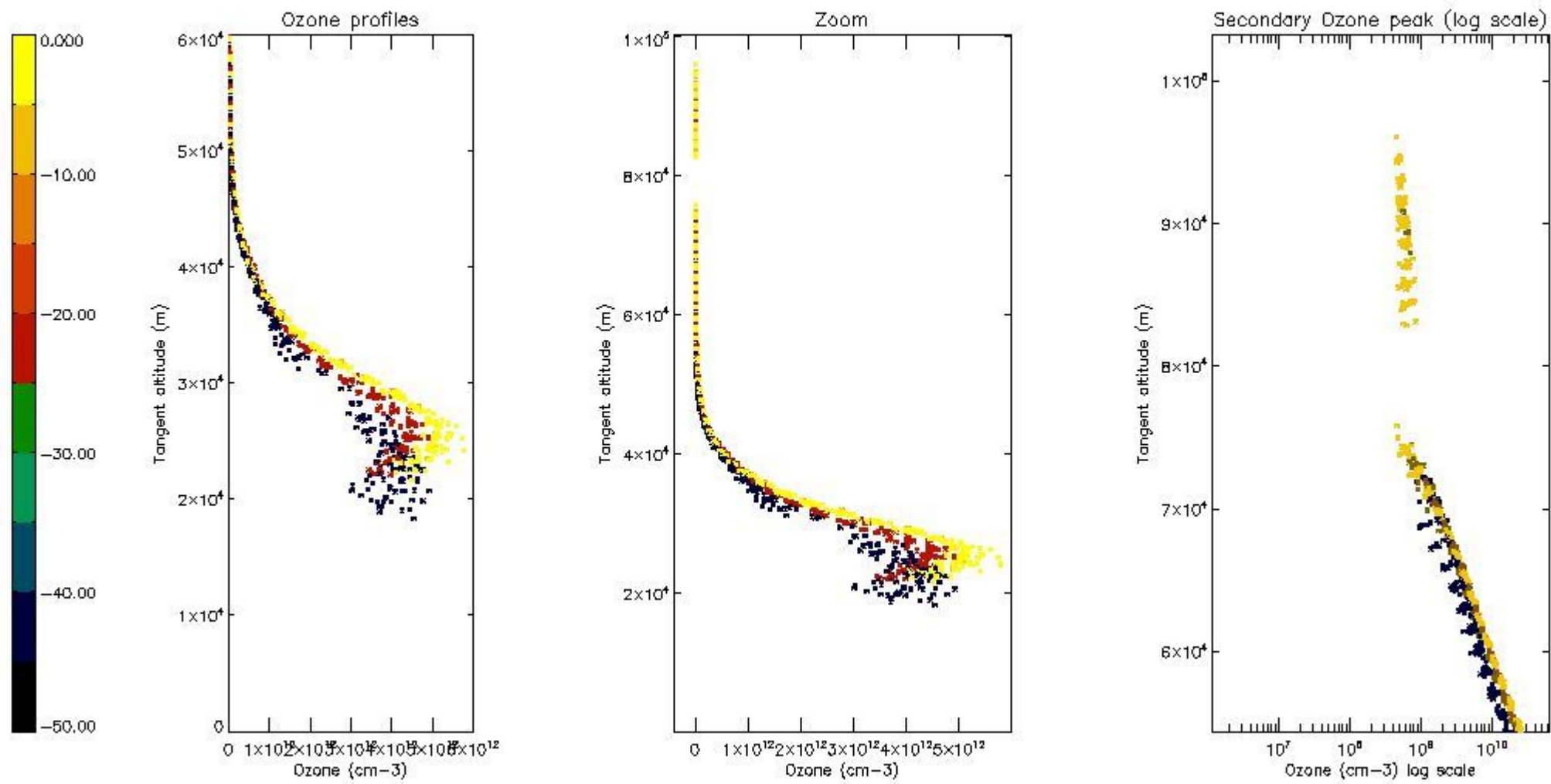
5.4 Plot ozone profiles where STD < 10% (dark without errors)

The colorbar represents the latitude.



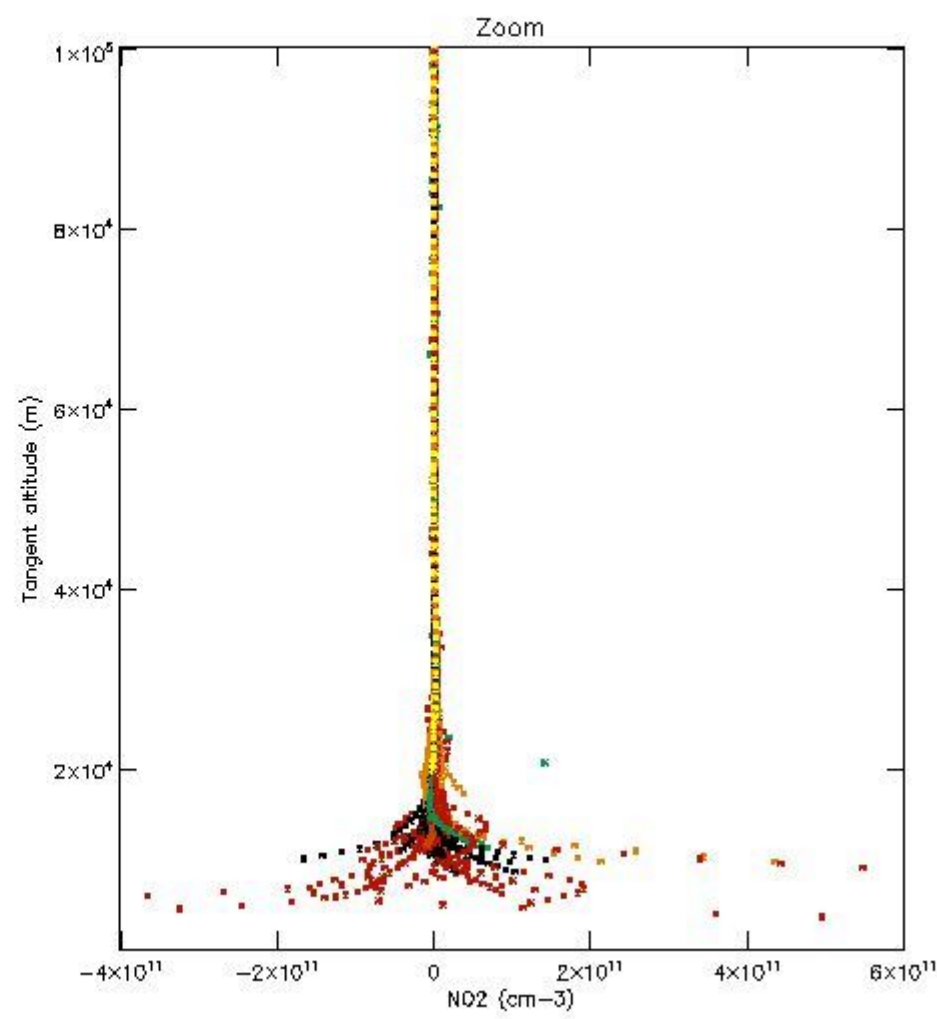
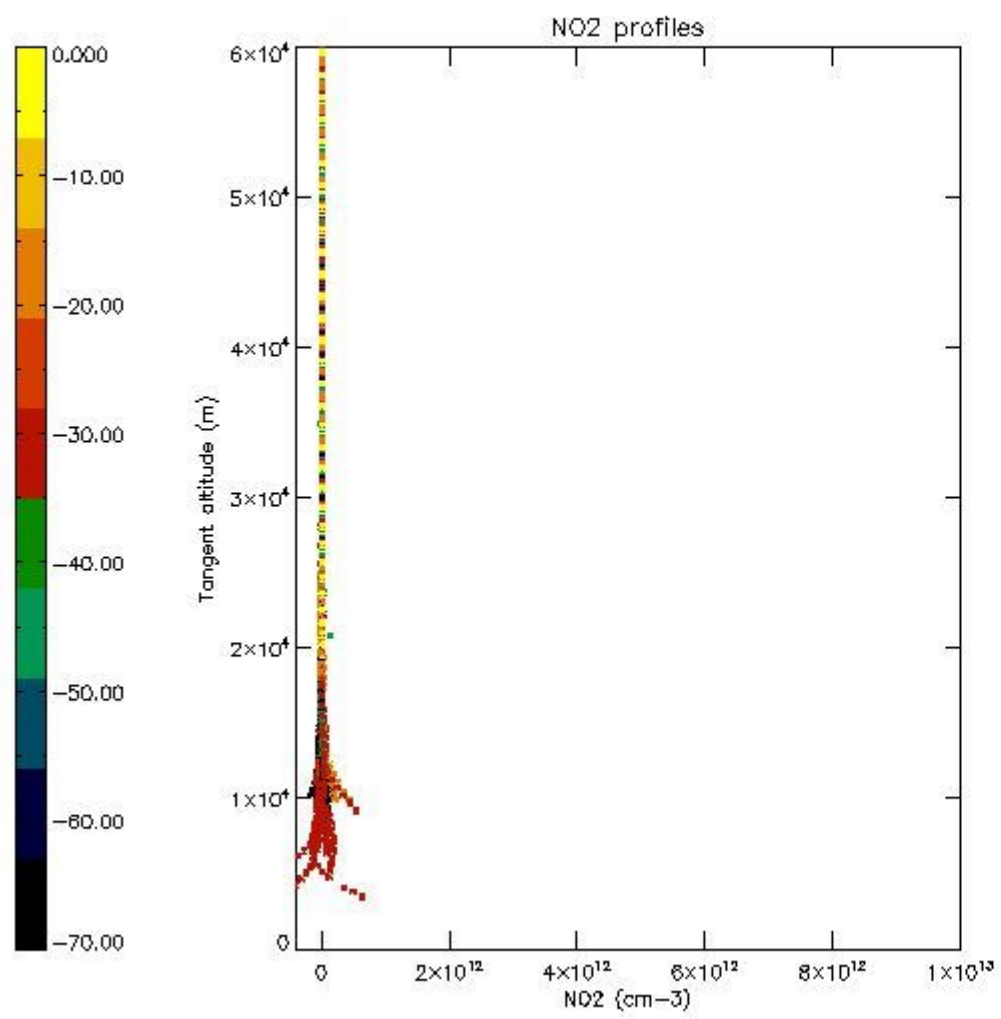
5.5 Plot ozone profiles where $STD < 5\%$ (dark without errors)

The colorbar represents the latitude.



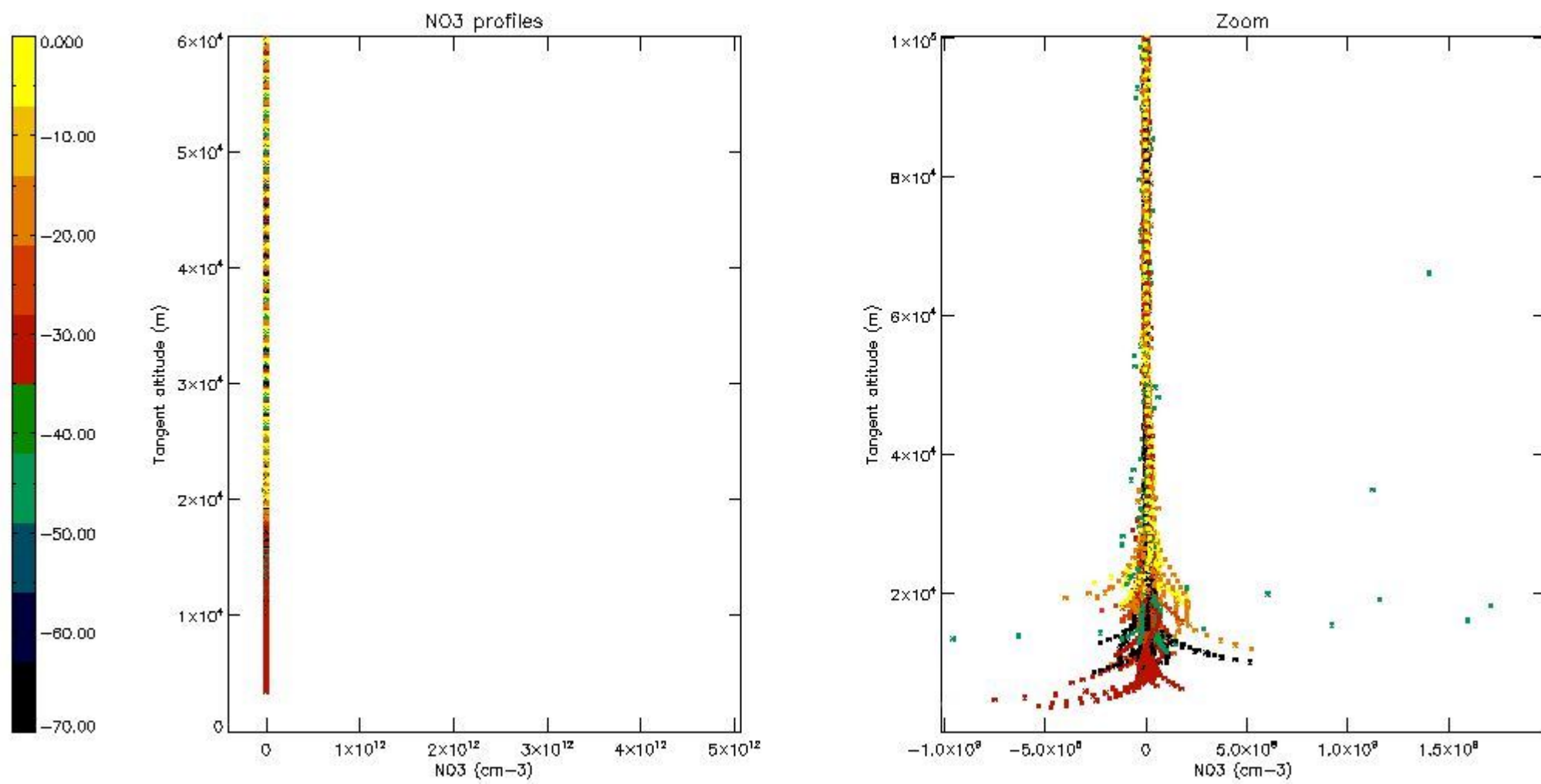
5.6 Plot NO₂ profiles for all STD (dark without errors)

The colorbar represents the latitude.



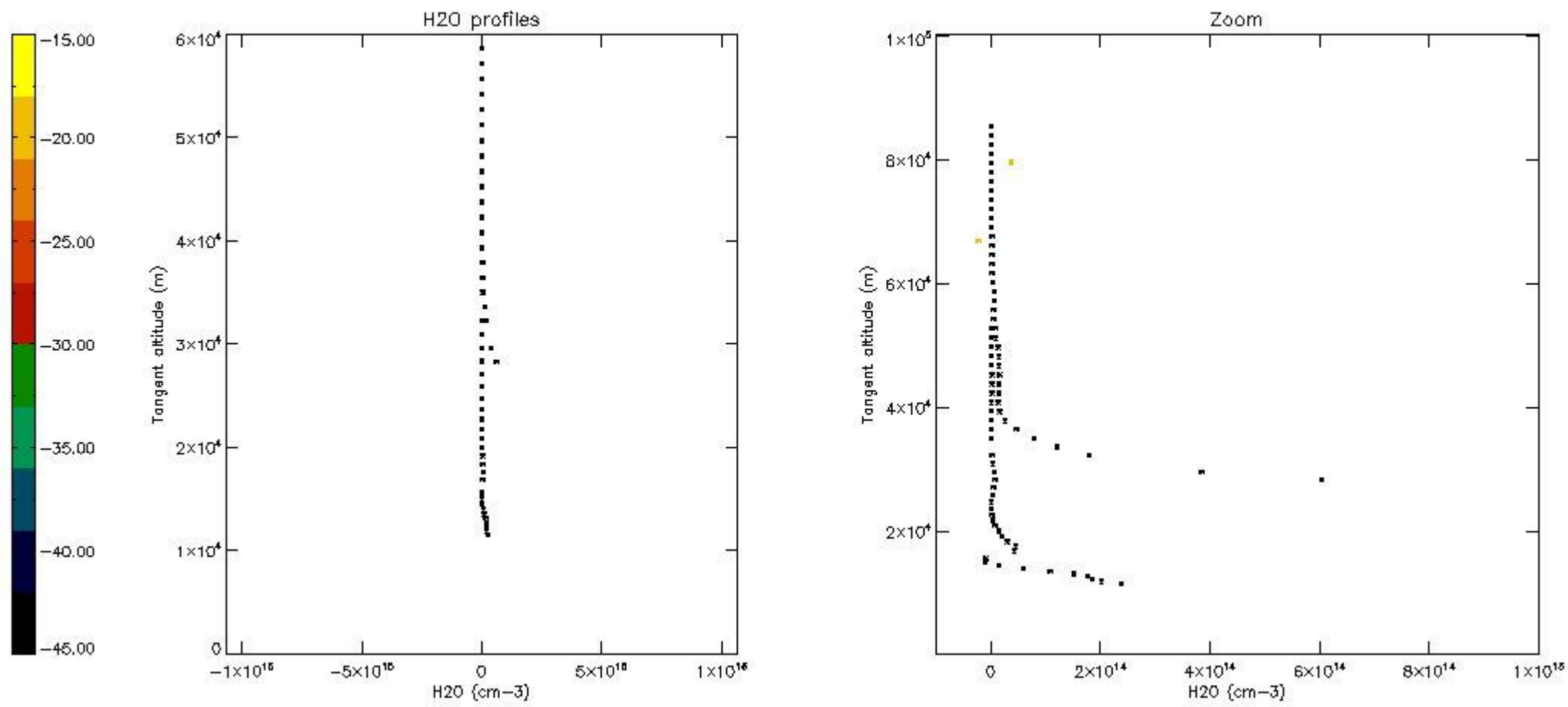
5.7 Plot NO3 profiles for all STD (dark without errors)

The colorbar represents the latitude.



5.8 Plot H2O profiles for all STD (only for occultations of stars 1,2,3,4,13,14,16,26,63 dark without errors)

The colorbar represents the latitude.



6. Auxiliary Data Files used for the production reported in section 2

The number reported in the third column indicates since which file (see list in section 2) the corresponding auxiliary file has been used. The fourth column is the date of those product files.

Type	Auxiliary Filename	Used since product	Used since product date
INST_PHYS_CHARACTERISTICS	GOM_INS_AXVIEC20091111_143220_20030716_120000_20500101_000000	1	09-MAY-2006 00:13:15
LEVEL-2_PROC_CONFIG	GOM_PR2_AXVIEC20091111_152718_20020301_000000_20500101_000000	1	09-MAY-2006 00:13:15
CROSS_SECTIONS_FILE	GOM_CRS_AXVIEC20091111_154832_20020301_000000_20500101_000000	1	09-MAY-2006 00:13:15

GOMOS Level 2 Daily Report

SUMMARY

[1. General Info](#)

[2. Summary of processed GOM_NL_2P products](#)

[3. Level 2 Quality information per product](#)

[3.1 Plot of level 2 quality information per product \(time dependant\)](#)

[3.2 Plot of level 2 quality information per product \(world map\)](#)

[4. Level 1 Quality information per product \(stored on level 2 products\)](#)

[4.1 Plot of level 1 quality information per product \(time dependant\)](#)

[4.1.1 Plot of level 1 quality information per product \(time dependant\): ASCENDING](#)

[4.1.2 Plot of level 1 quality information per product \(time dependant\): DESCENDING](#)

[4.2 Plot of level 1 quality information per product \(world map\)](#)

[4.2.1 Plot of level 1 quality information per product \(world map\): ASCENDING](#)

[4.2.2 Plot of level 1 quality information per product \(world map\): DESCENDING](#)

[5. Ozone profiles based on quality statistics and other trace gas profiles](#)

[5.1 Ozone statistics based on quality of products](#)

[5.2 Plot ozone profiles for all STD \(dark without errors\)](#)

[5.3 Plot ozone profiles where STD < 20% \(dark without errors\)](#)

[5.4. Plot ozone profiles where STD < 10% \(dark without errors\)](#)

[5.5. Plot ozone profiles where STD < 5% \(dark without errors\)](#)

[5.6 Plot NO2 profiles for all STD \(dark without errors\)](#)

[5.7 Plot NO3 profiles for all STD \(dark without errors\)](#)

[5.8 Plot H2O profiles \(only for occultations of stars 1,2,3,4,13,14,16,26,63 dark without errors\) for all STD](#)

[6. Auxiliary Data Files used for the production reported in section 2](#)

This report presents the daily analysis on parameters extracted from GOMOS level 2 data (GOM_NL__2P). It is intended to monitor some important parameters that will impact the quality of these products. A list of level 2 products (and content) that have arrived during the reporting day to the PCF is also given.

Item	Value
Time of report generation	23APR2013 20:32:06
Data source version	GOMOS/6.01
Start time of products	09-05-2006 (09MAY2006 00:00:00)
Stop time of products	10-05-2006 (10MAY2006 00:00:00)
Store outputs in DB	Yes
Nb of level 2 prods	338
Nb of prods with errors	0

2. Summary of processed GOM_NL__2P products.

Nr	Filename	UTC Start time	Limb	Duration	Star Id	Star Name	Star Mag	Star Temp	Nb Meas	Orbit	Prod. error
1	GOM_NL__2PRFIN20060509_001315_000000482047_00302_21899_9736.N1	09-MAY-2006 00:13:15	Dark	48.000	18	24Alp PsA	1.1660	9700.0	96	21899	No
2	GOM_NL__2PRFIN20060509_001749_000000512047_00302_21899_9737.N1	09-MAY-2006 00:17:49	Dark	50.500	63	Bet Gru	2.1500	2800.0	101	21899	No
3	GOM_NL__2PRFIN20060509_001906_000000422047_00302_21899_9738.N1	09-MAY-2006 00:19:06	Dark	42.000	31	Alp Gru	1.7340	15200.	84	21899	No
4	GOM_NL__2PRFIN20060509_002118_000000462047_00303_21900_9736.N1	09-MAY-2006 00:21:18	Dark	45.500	148	Alp Tuc	2.8780	4100.0	91	21900	No
5	GOM_NL__2PRFIN20060509_002441_000000422047_00303_21900_9737.N1	09-MAY-2006 00:24:41	Dark	41.500	45	Alp Pav	1.9400	26000.	83	21900	No
6	GOM_NL__2PRFIN20060509_003041_000000422047_00303_21900_9738.N1	09-MAY-2006 00:30:41	Straylight	42.000	43	Alp TrA	1.9100	4250.0	84	21900	No
7	GOM_NL__2PRFIN20060509_003253_000000392047_00303_21900_9739.N1	09-MAY-2006 00:32:53	Straylight	38.500	134	Bet TrA	2.8100	6600.0	77	21900	No
8	GOM_NL__2PRFIN20060509_003445_000000452047_00303_21900_9740.N1	09-MAY-2006 00:34:45	Straylight	45.000	4	Alp1Cen	-0.010000	5800.0	90	21900	No
9	GOM_NL__2PRFIN20060509_003815_000000392047_00303_21900_9741.N1	09-MAY-2006 00:38:15	Straylight	39.000	78	Alp Lup	2.3040	28000.	78	21900	No
10	GOM_NL__2PRFIN20060509_003947_000000402047_00303_21900_9742.N1	09-MAY-2006 00:39:47	Straylight	40.000	81	Eta Cen	2.3560	28000.	80	21900	No
11	GOM_NL__2PRFIN20060509_004146_000000412047_00303_21900_9743.N1	09-MAY-2006 00:41:46	Twilight	40.500	54	5The Cen	2.0550	4500.0	81	21900	No
12	GOM_NL__2PRFIN20060509_004913_000000382047_00303_21900_9744.N1	09-MAY-2006 00:49:13	Bright	38.000	15	67Alp Vir	0.97600	28000.	76	21900	No
13	GOM_NL__2PRFIN20060509_005534_000000352047_00303_21900_9745.N1	09-MAY-2006 00:55:34	Bright	35.000	138	47Eps Vir	2.8280	4700.0	70	21900	No
14	GOM_NL__2PRFIN20060509_005727_000000362047_00303_21900_9746.N1	09-MAY-2006 00:57:27	Bright	35.500	111	8Eta Boo	2.6800	6000.0	71	21900	No
15	GOM_NL__2PRFIN20060509_010310_000000352047_00303_21900_9747.N1	09-MAY-2006 01:03:10	Bright	34.500	152	12Alp2CVn	2.8900	11000.	69	21900	No
16	GOM_NL__2PRFIN20060509_010617_000000372047_00303_21900_9748.N1	09-MAY-2006 01:06:17	Bright	37.000	39	85Eta UMa	1.8540	24000.	74	21900	No
17	GOM_NL__2PRFIN20060509_010746_000000392047_00303_21900_9749.N1	09-MAY-2006 01:07:46	Bright	39.000	55	79Zet UMa	2.0600	10200.	78	21900	No
18	GOM_NL__2PRFIN20060509_011343_000000392047_00303_21900_9750.N1	09-MAY-2006 01:13:43	Bright	39.000	60	7Bet UMi	2.0810	3950.0	78	21900	No
19	GOM_NL__2PRFIN20060509_011751_000000362047_00303_21900_9751.N1	09-MAY-2006 01:17:51	Bright	35.500	49	1Alp UMi	1.9900	6300.0	71	21900	No
20	GOM_NL__2PRFIN20060509_012559_000000342047_00303_21900_9752.N1	09-MAY-2006 01:25:59	Bright	33.500	76	27Gam Cas	2.3000	30000.	67	21900	No
21	GOM_NL__2PRFIN20060509_012714_000000342047_00303_21900_9753.N1	09-MAY-2006 01:27:14	Bright	33.500	68	18Alp Cas	2.2250	4500.0	67	21900	No
22	GOM_NL__2PRFIN20060509_013523_000000402047_00303_21900_9754.N1	09-MAY-2006 01:35:23	Bright	39.500	58	21Alp And	2.0730	11000.	79	21900	No
23	GOM_NL__2PRFIN20060509_013922_000000392047_00303_21900_9755.N1	09-MAY-2006 01:39:22	Twilight	39.000	140	88Gam Peg	2.8340	26000.	78	21900	No
24	GOM_NL__2PRFIN20060509_015351_000000432047_00303_21900_9756.N1	09-MAY-2006 01:53:51	Dark	42.500	18	24Alp PsA	1.1660	9700.0	85	21900	No
25	GOM_NL__2PRFIN20060509_015826_000000482047_00303_21900_9757.N1	09-MAY-2006 01:58:26	Dark	47.500	63	Bet Gru	2.1500	2800.0	95	21900	No
26	GOM_NL__2PRFIN20060509_015942_000000412047_00303_21900_9758.N1	09-MAY-2006 01:59:42	Dark	40.500	31	Alp Gru	1.7340	15200.	81	21900	No
27	GOM_NL__2PRFIN20060509_020517_000000422047_00304_21901_9736.N1	09-MAY-2006 02:05:17	Dark	42.000	45	Alp Pav	1.9400	26000.	84	21901	No
28	GOM_NL__2PRFIN20060509_021117_000000382047_00304_21901_9737.N1	09-MAY-2006 02:11:17	Straylight	37.500	43	Alp TrA	1.9100	4250.0	75	21901	No
29	GOM_NL__2PRFIN20060509_021329_000000402047_00304_21901_9738.N1	09-MAY-2006 02:13:29	Straylight	40.000	134	Bet TrA	2.8100	6600.0	80	21901	No
30	GOM_NL__2PRFIN20060509_021521_000000422047_00304_21901_9739.N1	09-MAY-2006 02:15:21	Straylight	42.000	4	Alp1Cen	-0.010000	5800.0	84	21901	No
31	GOM_NL__2PRFIN20060509_021852_000000402047_00304_21901_9740.N1	09-MAY-2006 02:18:52	Straylight	40.000	78	Alp Lup	2.3040	28000.	80	21901	No
32	GOM_NL__2PRFIN20060509_022023_000000392047_00304_21901_9741.N1	09-MAY-2006 02:20:23	Straylight	38.500	81	Eta Cen	2.3560	28000.	77	21901	No
33	GOM_NL__2PRFIN20060509_022222_000000432047_00304_21901_9742.N1	09-MAY-2006 02:22:22	Twilight	42.500	54	5The Cen	2.0550	4500.0	85	21901	No
34	GOM_NL__2PRFIN20060509_022949_000000382047_00304_21901_9743.N1	09-MAY-2006 02:29:49	Bright	38.000	15	67Alp Vir	0.97600	28000.	76	21901	No
35	GOM_NL__2PRFIN20060509_023610_000000352047_00304_21901_9744.N1	09-MAY-2006 02:36:10	Bright	35.000	138	47Eps Vir	2.8280	4700.0	70	21901	No
36	GOM_NL__2PRFIN20060509_023803_000000362047_00304_21901_9745.N1	09-MAY-2006 02:38:03	Bright	36.000	111	8Eta Boo	2.6800	6000.0	72	21901	No
37	GOM_NL__2PRFIN20060509_024346_000000352047_00304_21901_9746.N1	09-MAY-2006 02:43:46	Bright	34.500	152	12Alp2CVn	2.8900	11000.	69	21901	No
38	GOM_NL__2PRFIN20060509_024653_000000352047_00304_21901_9747.N1	09-MAY-2006 02:46:53	Bright	35.000	39	85Eta UMa	1.8540	24000.	70	21901	No
39	GOM_NL__2PRFIN20060509_024822_000000342047_00304_21901_9748.N1	09-MAY-2006 02:48:22	Bright	33.500	55	79Zet UMa	2.0600	10200.	67	21901	No
40	GOM_NL__2PRFIN20060509_025419_000000352047_00304_21901_9749.N1	09-MAY-2006 02:54:19	Bright	34.500	60	7Bet UMi	2.0810	3950.0	69	21901	No
41	GOM_NL__2PRFIN20060509_025826_000000332047_00304_21901_9750.N1	09-MAY-2006 02:58:26	Bright	32.500	49	1Alp UMi	1.9900	6300.0	65	21901	No
42	GOM_NL__2PRFIN20060509_030635_000000522047_00304_21901_9751.N1	09-MAY-2006 03:06:35	Bright	52.000	76	27Gam Cas	2.3000	30000.	104	21901	No

43	GOM_NL__2PRFIN20060509_030750_000000352047_00304_21901_9752.N1	09-MAY-2006 03:07:50	Bright	34.500	68	18Alp Cas	2.2250	4500.0	69	21901	No
44	GOM_NL__2PRFIN20060509_031559_000000462047_00304_21901_9753.N1	09-MAY-2006 03:15:59	Bright	46.000	58	21Alp And	2.0730	11000.	92	21901	No
45	GOM_NL__2PRFIN20060509_031958_000000402047_00304_21901_9754.N1	09-MAY-2006 03:19:58	Twilight	40.000	140	88Gam Peg	2.8340	26000.	80	21901	No
46	GOM_NL__2PRFIN20060509_033428_000000472047_00304_21901_9755.N1	09-MAY-2006 03:34:28	Dark	47.000	18	24Alp PsA	1.1660	9700.0	94	21901	No
47	GOM_NL__2PRFIN20060509_033902_000000512047_00304_21901_9756.N1	09-MAY-2006 03:39:02	Dark	50.500	63	Bet Gru	2.1500	2800.0	101	21901	No
48	GOM_NL__2PRFIN20060509_034019_000000442047_00304_21901_9757.N1	09-MAY-2006 03:40:19	Dark	44.000	31	Alp Gru	1.7340	15200.	88	21901	No
49	GOM_NL__2PRFIN20060509_034554_000000422047_00305_21902_9736.N1	09-MAY-2006 03:45:54	Dark	42.000	45	Alp Pav	1.9400	26000.	84	21902	No
50	GOM_NL__2PRFIN20060509_035154_000000402047_00305_21902_9737.N1	09-MAY-2006 03:51:54	Straylight	40.000	43	Alp TrA	1.9100	4250.0	80	21902	No
51	GOM_NL__2PRFIN20060509_035405_000000392047_00305_21902_9738.N1	09-MAY-2006 03:54:05	Straylight	39.000	134	Bet TrA	2.8100	6600.0	78	21902	No
52	GOM_NL__2PRFIN20060509_035557_000000422047_00305_21902_9739.N1	09-MAY-2006 03:55:57	Straylight	41.500	4	Alp1Cen	-0.010000	5800.0	83	21902	No
53	GOM_NL__2PRFIN20060509_035928_000000392047_00305_21902_9740.N1	09-MAY-2006 03:59:28	Straylight	39.000	78	Alp Lup	2.3040	28000.	78	21902	No
54	GOM_NL__2PRFIN20060509_040059_000000402047_00305_21902_9741.N1	09-MAY-2006 04:00:59	Straylight	39.500	81	Eta Cen	2.3560	28000.	79	21902	No
55	GOM_NL__2PRFIN20060509_040259_000000402047_00305_21902_9742.N1	09-MAY-2006 04:02:59	Twi_and_stray	39.500	54	5The Cen	2.0550	4500.0	79	21902	No
56	GOM_NL__2PRFIN20060509_041025_000000372047_00305_21902_9743.N1	09-MAY-2006 04:10:25	Bright	36.500	15	67Alp Vir	0.97600	28000.	73	21902	No
57	GOM_NL__2PRFIN20060509_041646_000000352047_00305_21902_9744.N1	09-MAY-2006 04:16:46	Bright	35.000	138	47Eps Vir	2.8280	4700.0	70	21902	No
58	GOM_NL__2PRFIN20060509_041839_000000362047_00305_21902_9745.N1	09-MAY-2006 04:18:39	Bright	35.500	111	8Eta Boo	2.6800	6000.0	71	21902	No
59	GOM_NL__2PRFIN20060509_042422_000000342047_00305_21902_9746.N1	09-MAY-2006 04:24:22	Bright	34.000	152	12Alp2CVn	2.8900	11000.	68	21902	No
60	GOM_NL__2PRFIN20060509_042728_000000362047_00305_21902_9747.N1	09-MAY-2006 04:27:28	Bright	36.000	39	85Eta UMa	1.8540	24000.	72	21902	No
61	GOM_NL__2PRFIN20060509_042858_000000362047_00305_21902_9748.N1	09-MAY-2006 04:28:58	Bright	36.000	55	79Zet UMa	2.0600	10200.	72	21902	No
62	GOM_NL__2PRFIN20060509_043455_000000392047_00305_21902_9749.N1	09-MAY-2006 04:34:55	Bright	39.000	60	7Bet UMi	2.0810	3950.0	78	21902	No
63	GOM_NL__2PRFIN20060509_043903_000000362047_00305_21902_9750.N1	09-MAY-2006 04:39:03	Bright	35.500	49	1Alp UMi	1.9900	6300.0	71	21902	No
64	GOM_NL__2PRFIN20060509_044711_000000342047_00305_21902_9751.N1	09-MAY-2006 04:47:11	Bright	34.000	76	27Gam Cas	2.3000	30000.	68	21902	No
65	GOM_NL__2PRFIN20060509_044826_000000362047_00305_21902_9752.N1	09-MAY-2006 04:48:26	Bright	35.500	68	18Alp Cas	2.2250	4500.0	71	21902	No
66	GOM_NL__2PRFIN20060509_045636_000000392047_00305_21902_9753.N1	09-MAY-2006 04:56:36	Bright	39.000	58	21Alp And	2.0730	11000.	78	21902	No
67	GOM_NL__2PRFIN20060509_050034_000000412047_00305_21902_9754.N1	09-MAY-2006 05:00:34	Twilight	41.000	140	88Gam Peg	2.8340	26000.	82	21902	No
68	GOM_NL__2PRFIN20060509_050919_000000432047_00305_21902_9755.N1	09-MAY-2006 05:09:19	Dark	42.500	52	16Bet Cet	2.0370	4500.0	85	21902	No
69	GOM_NL__2PRFIN20060509_051505_000000462047_00305_21902_9756.N1	09-MAY-2006 05:15:05	Dark	45.500	18	24Alp PsA	1.1660	9700.0	91	21902	No
70	GOM_NL__2PRFIN20060509_051939_000000452047_00305_21902_9757.N1	09-MAY-2006 05:19:39	Dark	45.000	63	Bet Gru	2.1500	2800.0	90	21902	No
71	GOM_NL__2PRFIN20060509_052056_000000442047_00305_21902_9758.N1	09-MAY-2006 05:20:56	Dark	44.000	31	Alp Gru	1.7340	15200.	88	21902	No
72	GOM_NL__2PRFIN20060509_052308_000000392047_00306_21903_9736.N1	09-MAY-2006 05:23:08	Dark	39.000	148	Alp Tuc	2.8780	4100.0	78	21903	No
73	GOM_NL__2PRFIN20060509_052631_000000422047_00306_21903_9737.N1	09-MAY-2006 05:26:31	Dark	42.000	45	Alp Pav	1.9400	26000.	84	21903	No
74	GOM_NL__2PRFIN20060509_053230_000000432047_00306_21903_9738.N1	09-MAY-2006 05:32:30	Straylight	42.500	43	Alp TrA	1.9100	4250.0	85	21903	No
75	GOM_NL__2PRFIN20060509_053442_000000372047_00306_21903_9739.N1	09-MAY-2006 05:34:42	Straylight	37.000	134	Bet TrA	2.8100	6600.0	74	21903	No
76	GOM_NL__2PRFIN20060509_053634_000000522047_00306_21903_9740.N1	09-MAY-2006 05:36:34	Straylight	52.000	4	Alp1Cen	-0.010000	5800.0	104	21903	No
77	GOM_NL__2PRFIN20060509_054004_000000362047_00306_21903_9741.N1	09-MAY-2006 05:40:04	Straylight	36.000	78	Alp Lup	2.3040	28000.	72	21903	No
78	GOM_NL__2PRFIN20060509_054135_000000392047_00306_21903_9742.N1	09-MAY-2006 05:41:35	Straylight	39.000	81	Eta Cen	2.3560	28000.	78	21903	No
79	GOM_NL__2PRFIN20060509_054335_000000432047_00306_21903_9743.N1	09-MAY-2006 05:43:35	Twi_and_stray	42.500	54	5The Cen	2.0550	4500.0	85	21903	No
80	GOM_NL__2PRFIN20060509_055101_000000382047_00306_21903_9744.N1	09-MAY-2006 05:51:01	Bright	37.500	15	67Alp Vir	0.97600	28000.	75	21903	No
81	GOM_NL__2PRFIN20060509_055722_000000352047_00306_21903_9745.N1	09-MAY-2006 05:57:22	Bright	34.500	138	47Eps Vir	2.8280	4700.0	69	21903	No
82	GOM_NL__2PRFIN20060509_055915_000000362047_00306_21903_9746.N1	09-MAY-2006 05:59:15	Bright	36.000	111	8Eta Boo	2.6800	6000.0	72	21903	No
83	GOM_NL__2PRFIN20060509_060458_000000352047_00306_21903_9747.N1	09-MAY-2006 06:04:58	Bright	34.500	152	12Alp2CVn	2.8900	11000.	69	21903	No
84	GOM_NL__2PRFIN20060509_060804_000000362047_00306_21903_9748.N1	09-MAY-2006 06:08:04	Bright	35.500	39	85Eta UMa	1.8540	24000.	71	21903	No
85	GOM_NL__2PRFIN20060509_060934_000000372047_00306_21903_9749.N1	09-MAY-2006 06:09:34	Bright	36.500	55	79Zet UMa	2.0600	10200.	73	21903	No
86	GOM_NL__2PRFIN20060509_061531_000000382047_00306_21903_9750.N1	09-MAY-2006 06:15:31	Bright	37.500	60	7Bet UMi	2.0810	3950.0	75	21903	No
87	GOM_NL__2PRFIN20060509_061939_000000352047_00306_21903_9751.N1	09-MAY-2006 06:19:39	Bright	35.000	49	1Alp UMi	1.9900	6300.0	70	21903	No
88	GOM_NL__2PRFIN20060509_062748_000000332047_00306_21903_9752.N1	09-MAY-2006 06:27:48	Bright	33.000	76	27Gam Cas	2.3000	30000.	66	21903	No
89	GOM_NL__2PRFIN20060509_062902_000000342047_00306_21903_9753.N1	09-MAY-2006 06:29:02	Bright	34.000	68	18Alp Cas	2.2250	4500.0	68	21903	No
90	GOM_NL__2PRFIN20060509_063712_000000472047_00306_21903_9754.N1	09-MAY-2006 06:37:12	Bright	47.000	58	21Alp And	2.0730	11000.	94	21903	No
91	GOM_NL__2PRFIN20060509_064110_000000412047_00306_21903_9755.N1	09-MAY-2006 06:41:10	Twilight	40.500	140	88Gam Peg	2.8340	26000.	81	21903	No
92	GOM_NL__2PRFIN20060509_064955_000000452047_00306_21903_9756.N1	09-MAY-2006 06:49:55	Dark	45.000	52	16Bet Cet	2.0370	4500.0	90	21903	No
93	GOM_NL__2PRFIN20060509_065541_000000462047_00306_21903_9757.N1	09-MAY-2006 06:55:41	Dark	46.000	18	24Alp PsA	1.1660	9700.0	92	21903	No
94	GOM_NL__2PRFIN20060509_070015_000000522047_00306_21903_9758.N1	09-MAY-2006 07:00:15	Dark	51.500	63	Bet Gru	2.1500	2800.0	103	21903	No
95	GOM_NL__2PRFIN20060509_070132_000000432047_00306_21903_9759.N1	09-MAY-2006 07:01:32	Dark	43.000	31	Alp Gru	1.7340	15200.	86	21903	No
96	GOM_NL__2PRFIN20060509_070344_000000382047_00307_21904_9736.N1	09-MAY-2006 07:03:44	Dark	38.000	148	Alp Tuc	2.8780	4100.0	76	21904	No
97	GOM_NL__2PRFIN20060509_070708_000000402047_00307_21904_9737.N1	09-MAY-2006 07:07:08	Dark	40.000	45	Alp Pav	1.9400	26000.	80	21904	No
98	GOM_NL__2PRFIN20060509_071306_000000382047_00307_21904_9738.N1	09-MAY-2006 07:13:06	Straylight	38.000	43	Alp TrA	1.9100	4250.0	76	21904	No
99	GOM_NL__2PRFIN20060509_071518_000000392047_00307_21904_9739.N1	09-MAY-2006 07:15:18	Straylight	38.500	134	Bet TrA	2.8100	6600.0	77	21904	No
100	GOM_NL__2PRFIN20060509_071710_000000442047_00307_21904_9740.N1	09-MAY-2006 07:17:10	Straylight	44.000	4	Alp1Cen	-0.010000	5800.0	88	21904	No
101	GOM_NL__2PRFIN20060509_072041_000000392047_00307_21904_9741.N1	09-MAY-2006 07:20:41	Straylight	39.000	78	Alp Lup	2.3040	28000.	78	21904	No

102	GOM_NL__2PRFIN20060509_072212_000000402047_00307_21904_9742.N1	09-MAY-2006 07:22:12	Straylight	40.000	81	Eta Cen	2.3560	28000.	80	21904	No
103	GOM_NL__2PRFIN20060509_072411_000000442047_00307_21904_9743.N1	09-MAY-2006 07:24:11	Twilight	44.000	54	5The Cen	2.0550	4500.0	88	21904	No
104	GOM_NL__2PRFIN20060509_073137_000000382047_00307_21904_9744.N1	09-MAY-2006 07:31:37	Bright	37.500	15	67Alp Vir	0.97600	28000.	75	21904	No
105	GOM_NL__2PRFIN20060509_073758_000000352047_00307_21904_9745.N1	09-MAY-2006 07:37:58	Bright	35.000	138	47Eps Vir	2.8280	4700.0	70	21904	No
106	GOM_NL__2PRFIN20060509_073951_000000372047_00307_21904_9746.N1	09-MAY-2006 07:39:51	Bright	36.500	111	8Eta Boo	2.6800	6000.0	73	21904	No
107	GOM_NL__2PRFIN20060509_074535_000000342047_00307_21904_9747.N1	09-MAY-2006 07:45:35	Bright	33.500	152	12Alp2CVn	2.8900	11000.	67	21904	No
108	GOM_NL__2PRFIN20060509_074840_000000362047_00307_21904_9748.N1	09-MAY-2006 07:48:40	Bright	35.500	39	85Eta UMa	1.8540	24000.	71	21904	No
109	GOM_NL__2PRFIN20060509_075010_000000372047_00307_21904_9749.N1	09-MAY-2006 07:50:10	Bright	37.000	55	79Zet UMa	2.0600	10200.	74	21904	No
110	GOM_NL__2PRFIN20060509_075606_000000382047_00307_21904_9750.N1	09-MAY-2006 07:56:06	Bright	38.000	60	7Bet UMi	2.0810	3950.0	76	21904	No
111	GOM_NL__2PRFIN20060509_080015_000000372047_00307_21904_9751.N1	09-MAY-2006 08:00:15	Bright	37.000	49	1Alp UMi	1.9900	6300.0	74	21904	No
112	GOM_NL__2PRFIN20060509_080823_000000352047_00307_21904_9752.N1	09-MAY-2006 08:08:23	Bright	34.500	76	27Gam Cas	2.3000	30000.	69	21904	No
113	GOM_NL__2PRFIN20060509_080938_000000372047_00307_21904_9753.N1	09-MAY-2006 08:09:38	Bright	36.500	68	18Alp Cas	2.2250	4500.0	73	21904	No
114	GOM_NL__2PRFIN20060509_081748_000000412047_00307_21904_9754.N1	09-MAY-2006 08:17:48	Bright	41.000	58	21Alp And	2.0730	11000.	82	21904	No
115	GOM_NL__2PRFIN20060509_082147_000000402047_00307_21904_9755.N1	09-MAY-2006 08:21:47	Twilight	39.500	140	88Gam Peg	2.8340	26000.	79	21904	No
116	GOM_NL__2PRFIN20060509_083031_000000442047_00307_21904_9756.N1	09-MAY-2006 08:30:31	Dark	44.000	52	16Bet Cet	2.0370	4500.0	88	21904	No
117	GOM_NL__2PRFIN20060509_083618_000000462047_00307_21904_9757.N1	09-MAY-2006 08:36:18	Dark	46.000	18	24Alp PsA	1.1660	9700.0	92	21904	No
118	GOM_NL__2PRFIN20060509_084052_000000442047_00307_21904_9758.N1	09-MAY-2006 08:40:52	Dark	43.500	63	Bet Gru	2.1500	2800.0	87	21904	No
119	GOM_NL__2PRFIN20060509_084209_000000442047_00307_21904_9759.N1	09-MAY-2006 08:42:09	Dark	43.500	31	Alp Gru	1.7340	15200.	87	21904	No
120	GOM_NL__2PRFIN20060509_084420_000000382047_00308_21905_9736.N1	09-MAY-2006 08:44:20	Dark	38.000	148	Alp Tuc	2.8780	4100.0	76	21905	No
121	GOM_NL__2PRFIN20060509_084744_000000412047_00308_21905_9737.N1	09-MAY-2006 08:47:44	Dark	40.500	45	Alp Pav	1.9400	26000.	81	21905	No
122	GOM_NL__2PRFIN20060509_085342_000000422047_00308_21905_9738.N1	09-MAY-2006 08:53:42	Straylight	42.000	43	Alp TrA	1.9100	4250.0	84	21905	No
123	GOM_NL__2PRFIN20060509_085554_000000392047_00308_21905_9739.N1	09-MAY-2006 08:55:54	Straylight	38.500	134	Bet TrA	2.8100	6600.0	77	21905	No
124	GOM_NL__2PRFIN20060509_085746_000000522047_00308_21905_9740.N1	09-MAY-2006 08:57:46	Straylight	51.500	4	Alp1Cen	-0.010000	5800.0	103	21905	No
125	GOM_NL__2PRFIN20060509_090117_000000402047_00308_21905_9741.N1	09-MAY-2006 09:01:17	Straylight	40.000	78	Alp Lup	2.3040	28000.	80	21905	No
126	GOM_NL__2PRFIN20060509_090248_000000392047_00308_21905_9742.N1	09-MAY-2006 09:02:48	Straylight	38.500	81	Eta Cen	2.3560	28000.	77	21905	No
127	GOM_NL__2PRFIN20060509_090447_000000402047_00308_21905_9743.N1	09-MAY-2006 09:04:47	Twilight	39.500	54	5The Cen	2.0550	4500.0	79	21905	No
128	GOM_NL__2PRFIN20060509_091213_000000382047_00308_21905_9744.N1	09-MAY-2006 09:12:13	Bright	38.000	15	67Alp Vir	0.97600	28000.	76	21905	No
129	GOM_NL__2PRFIN20060509_091834_000000352047_00308_21905_9745.N1	09-MAY-2006 09:18:34	Bright	35.000	138	47Eps Vir	2.8280	4700.0	70	21905	No
130	GOM_NL__2PRFIN20060509_092027_000000362047_00308_21905_9746.N1	09-MAY-2006 09:20:27	Bright	35.500	111	8Eta Boo	2.6800	6000.0	71	21905	No
131	GOM_NL__2PRFIN20060509_092610_000000362047_00308_21905_9747.N1	09-MAY-2006 09:26:10	Bright	36.000	152	12Alp2CVn	2.8900	11000.	72	21905	No
132	GOM_NL__2PRFIN20060509_092916_000000372047_00308_21905_9748.N1	09-MAY-2006 09:29:16	Bright	37.000	39	85Eta UMa	1.8540	24000.	74	21905	No
133	GOM_NL__2PRFIN20060509_093046_000000362047_00308_21905_9749.N1	09-MAY-2006 09:30:46	Bright	36.000	55	79Zet UMa	2.0600	10200.	72	21905	No
134	GOM_NL__2PRFIN20060509_093642_000000382047_00308_21905_9750.N1	09-MAY-2006 09:36:42	Bright	38.000	60	7Bet UMi	2.0810	3950.0	76	21905	No
135	GOM_NL__2PRFIN20060509_094050_000000352047_00308_21905_9751.N1	09-MAY-2006 09:40:50	Bright	34.500	49	1Alp UMi	1.9900	6300.0	69	21905	No
136	GOM_NL__2PRFIN20060509_094859_000000372047_00308_21905_9752.N1	09-MAY-2006 09:48:59	Bright	37.000	76	27Gam Cas	2.3000	30000.	74	21905	No
137	GOM_NL__2PRFIN20060509_095014_000000342047_00308_21905_9753.N1	09-MAY-2006 09:50:14	Bright	34.000	68	18Alp Cas	2.2250	4500.0	68	21905	No
138	GOM_NL__2PRFIN20060509_095824_000000392047_00308_21905_9754.N1	09-MAY-2006 09:58:24	Bright	39.000	58	21Alp And	2.0730	11000.	78	21905	No
139	GOM_NL__2PRFIN20060509_100223_000000412047_00308_21905_9755.N1	09-MAY-2006 10:02:23	Twilight	40.500	140	88Gam Peg	2.8340	26000.	81	21905	No
140	GOM_NL__2PRFIN20060509_101107_000000442047_00308_21905_9756.N1	09-MAY-2006 10:11:07	Dark	44.000	52	16Bet Cet	2.0370	4500.0	88	21905	No
141	GOM_NL__2PRFIN20060509_101655_000000462047_00308_21905_9757.N1	09-MAY-2006 10:16:55	Dark	45.500	18	24Alp PsA	1.1660	9700.0	91	21905	No
142	GOM_NL__2PRFIN20060509_102128_000000552047_00308_21905_9758.N1	09-MAY-2006 10:21:28	Dark	55.000	63	Bet Gru	2.1500	2800.0	110	21905	No
143	GOM_NL__2PRFIN20060509_102245_000000412047_00308_21905_9759.N1	09-MAY-2006 10:22:45	Dark	40.500	31	Alp Gru	1.7340	15200.	81	21905	No
144	GOM_NL__2PRFIN20060509_102457_000000432047_00309_21906_9736.N1	09-MAY-2006 10:24:57	Dark	43.000	148	Alp Tuc	2.8780	4100.0	86	21906	No
145	GOM_NL__2PRFIN20060509_102821_000000422047_00309_21906_9737.N1	09-MAY-2006 10:28:21	Dark	42.000	45	Alp Pav	1.9400	26000.	84	21906	No
146	GOM_NL__2PRFIN20060509_103419_000000402047_00309_21906_9738.N1	09-MAY-2006 10:34:19	Straylight	39.500	43	Alp TrA	1.9100	4250.0	79	21906	No
147	GOM_NL__2PRFIN20060509_103630_000000382047_00309_21906_9739.N1	09-MAY-2006 10:36:30	Straylight	37.500	134	Bet TrA	2.8100	6600.0	75	21906	No
148	GOM_NL__2PRFIN20060509_103822_000000462047_00309_21906_9740.N1	09-MAY-2006 10:38:22	Straylight	45.500	4	Alp1Cen	-0.010000	5800.0	91	21906	No
149	GOM_NL__2PRFIN20060509_104153_000000402047_00309_21906_9741.N1	09-MAY-2006 10:41:53	Straylight	40.000	78	Alp Lup	2.3040	28000.	80	21906	No
150	GOM_NL__2PRFIN20060509_104324_000000402047_00309_21906_9742.N1	09-MAY-2006 10:43:24	Straylight	40.000	81	Eta Cen	2.3560	28000.	80	21906	No
151	GOM_NL__2PRFIN20060509_104523_000000412047_00309_21906_9743.N1	09-MAY-2006 10:45:23	Twilight	41.000	54	5The Cen	2.0550	4500.0	82	21906	No
152	GOM_NL__2PRFIN20060509_105249_000000382047_00309_21906_9744.N1	09-MAY-2006 10:52:49	Bright	37.500	15	67Alp Vir	0.97600	28000.	75	21906	No
153	GOM_NL__2PRFIN20060509_105910_000000362047_00309_21906_9745.N1	09-MAY-2006 10:59:10	Bright	36.000	138	47Eps Vir	2.8280	4700.0	72	21906	No
154	GOM_NL__2PRFIN20060509_110103_000000372047_00309_21906_9746.N1	09-MAY-2006 11:01:03	Bright	36.500	111	8Eta Boo	2.6800	6000.0	73	21906	No
155	GOM_NL__2PRFIN20060509_110646_000000342047_00309_21906_9747.N1	09-MAY-2006 11:06:46	Bright	33.500	152	12Alp2CVn	2.8900	11000.	67	21906	No
156	GOM_NL__2PRFIN20060509_110952_000000372047_00309_21906_9748.N1	09-MAY-2006 11:09:52	Bright	36.500	39	85Eta UMa	1.8540	24000.	73	21906	No
157	GOM_NL__2PRFIN20060509_111121_000000382047_00309_21906_9749.N1	09-MAY-2006 11:11:21	Bright	38.000	55	79Zet UMa	2.0600	10200.	76	21906	No
158	GOM_NL__2PRFIN20060509_111718_000000392047_00309_21906_9750.N1	09-MAY-2006 11:17:18	Bright	39.000	60	7Bet UMi	2.0810	3950.0	78	21906	No
159	GOM_NL__2PRFIN20060509_112126_000000362047_00309_21906_9751.N1	09-MAY-2006 11:21:26	Bright	36.000	49	1Alp UMi	1.9900	6300.0	72	21906	No
160	GOM_NL__2PRFIN20060509_112935_000000352047_00309_21906_9752.N1	09-MAY-2006 11:29:35	Bright	34.500	76	27Gam Cas	2.3000	30000.	69	21906	No

161	GOM_NL__2PRFIN20060509_113050_000000352047_00309_21906_9753.N1	09-MAY-2006 11:30:50	Bright	35.000	68	18Alp Cas	2.2250	4500.0	70	21906	No
162	GOM_NL__2PRFIN20060509_113900_000000392047_00309_21906_9754.N1	09-MAY-2006 11:39:00	Bright	39.000	58	21Alp And	2.0730	11000.	78	21906	No
163	GOM_NL__2PRFIN20060509_114259_000000412047_00309_21906_9755.N1	09-MAY-2006 11:42:59	Twilight	41.000	140	88Gam Peg	2.8340	26000.	82	21906	No
164	GOM_NL__2PRFIN20060509_115143_000000412047_00309_21906_9756.N1	09-MAY-2006 11:51:43	Dark	41.000	52	16Bet Cet	2.0370	4500.0	82	21906	No
165	GOM_NL__2PRFIN20060509_115731_000000472047_00309_21906_9757.N1	09-MAY-2006 11:57:31	Dark	47.000	18	24Alp PsA	1.1660	9700.0	94	21906	No
166	GOM_NL__2PRFIN20060509_120205_000000552047_00309_21906_9758.N1	09-MAY-2006 12:02:05	Dark	55.000	63	Bet Gru	2.1500	2800.0	110	21906	No
167	GOM_NL__2PRFIN20060509_120322_000000442047_00309_21906_9759.N1	09-MAY-2006 12:03:22	Dark	43.500	31	Alp Gru	1.7340	15200.	87	21906	No
168	GOM_NL__2PRFIN20060509_120533_000000442047_00310_21907_9736.N1	09-MAY-2006 12:05:33	Dark	43.500	148	Alp Tuc	2.8780	4100.0	87	21907	No
169	GOM_NL__2PRFIN20060509_120857_000000422047_00310_21907_9737.N1	09-MAY-2006 12:08:57	Dark	41.500	45	Alp Pav	1.9400	26000.	83	21907	No
170	GOM_NL__2PRFIN20060509_121455_000000412047_00310_21907_9738.N1	09-MAY-2006 12:14:55	Straylight	40.500	43	Alp TrA	1.9100	4250.0	81	21907	No
171	GOM_NL__2PRFIN20060509_121707_000000412047_00310_21907_9739.N1	09-MAY-2006 12:17:07	Straylight	40.500	134	Bet TrA	2.8100	6600.0	81	21907	No
172	GOM_NL__2PRFIN20060509_121858_000000432047_00310_21907_9740.N1	09-MAY-2006 12:18:58	Straylight	42.500	4	Alp1Cen	-0.010000	5800.0	85	21907	No
173	GOM_NL__2PRFIN20060509_122229_000000382047_00310_21907_9741.N1	09-MAY-2006 12:22:29	Straylight	37.500	78	Alp Lup	2.3040	28000.	75	21907	No
174	GOM_NL__2PRFIN20060509_122400_000000392047_00310_21907_9742.N1	09-MAY-2006 12:24:00	Straylight	38.500	81	Eta Cen	2.3560	28000.	77	21907	No
175	GOM_NL__2PRFIN20060509_122559_000000432047_00310_21907_9743.N1	09-MAY-2006 12:25:59	Tw_and_stray	43.000	54	5The Cen	2.0550	4500.0	86	21907	No
176	GOM_NL__2PRFIN20060509_123325_000000392047_00310_21907_9744.N1	09-MAY-2006 12:33:25	Bright	38.500	15	67Alp Vir	0.97600	28000.	77	21907	No
177	GOM_NL__2PRFIN20060509_123946_000000362047_00310_21907_9745.N1	09-MAY-2006 12:39:46	Bright	36.000	138	47Eps Vir	2.8280	4700.0	72	21907	No
178	GOM_NL__2PRFIN20060509_124138_000000352047_00310_21907_9746.N1	09-MAY-2006 12:41:38	Bright	35.000	111	8Eta Boo	2.6800	6000.0	70	21907	No
179	GOM_NL__2PRFIN20060509_124722_000000342047_00310_21907_9747.N1	09-MAY-2006 12:47:22	Bright	33.500	152	12Alp2CVn	2.8900	11000.	67	21907	No
180	GOM_NL__2PRFIN20060509_125028_000000382047_00310_21907_9748.N1	09-MAY-2006 12:50:28	Bright	37.500	39	85Eta UMa	1.8540	24000.	75	21907	No
181	GOM_NL__2PRFIN20060509_125157_000000362047_00310_21907_9749.N1	09-MAY-2006 12:51:57	Bright	36.000	55	79Zet UMa	2.0600	10200.	72	21907	No
182	GOM_NL__2PRFIN20060509_125754_000000392047_00310_21907_9750.N1	09-MAY-2006 12:57:54	Bright	38.500	60	7Bet UMi	2.0810	3950.0	77	21907	No
183	GOM_NL__2PRFIN20060509_130202_000000342047_00310_21907_9751.N1	09-MAY-2006 13:02:02	Bright	34.000	49	1Alp UMi	1.9900	6300.0	68	21907	No
184	GOM_NL__2PRFIN20060509_131011_000000512047_00310_21907_9752.N1	09-MAY-2006 13:10:11	Bright	50.500	76	27Gam Cas	2.3000	30000.	101	21907	No
185	GOM_NL__2PRFIN20060509_131126_000000352047_00310_21907_9753.N1	09-MAY-2006 13:11:26	Bright	34.500	68	18Alp Cas	2.2250	4500.0	69	21907	No
186	GOM_NL__2PRFIN20060509_131936_000000372047_00310_21907_9754.N1	09-MAY-2006 13:19:36	Bright	37.000	58	21Alp And	2.0730	11000.	74	21907	No
187	GOM_NL__2PRFIN20060509_132335_000000402047_00310_21907_9755.N1	09-MAY-2006 13:23:35	Twilight	40.000	140	88Gam Peg	2.8340	26000.	80	21907	No
188	GOM_NL__2PRFIN20060509_133219_000000422047_00310_21907_9756.N1	09-MAY-2006 13:32:19	Dark	41.500	52	16Bet Cet	2.0370	4500.0	83	21907	No
189	GOM_NL__2PRFIN20060509_133808_000000432047_00310_21907_9757.N1	09-MAY-2006 13:38:08	Dark	43.000	18	24Alp PsA	1.1660	9700.0	86	21907	No
190	GOM_NL__2PRFIN20060509_134241_000000502047_00310_21907_9758.N1	09-MAY-2006 13:42:41	Dark	49.500	63	Bet Gru	2.1500	2800.0	99	21907	No
191	GOM_NL__2PRFIN20060509_134359_000000482047_00310_21907_9759.N1	09-MAY-2006 13:43:59	Dark	47.500	31	Alp Gru	1.7340	15200.	95	21907	No
192	GOM_NL__2PRFIN20060509_134609_000000462047_00311_21908_9736.N1	09-MAY-2006 13:46:09	Dark	45.500	148	Alp Tuc	2.8780	4100.0	91	21908	No
193	GOM_NL__2PRFIN20060509_134934_000000412047_00311_21908_9737.N1	09-MAY-2006 13:49:34	Dark	40.500	45	Alp Pav	1.9400	26000.	81	21908	No
194	GOM_NL__2PRFIN20060509_135531_000000412047_00311_21908_9738.N1	09-MAY-2006 13:55:31	Straylight	40.500	43	Alp TrA	1.9100	4250.0	81	21908	No
195	GOM_NL__2PRFIN20060509_135743_000000382047_00311_21908_9739.N1	09-MAY-2006 13:57:43	Straylight	37.500	134	Bet TrA	2.8100	6600.0	75	21908	No
196	GOM_NL__2PRFIN20060509_135934_000000402047_00311_21908_9740.N1	09-MAY-2006 13:59:34	Straylight	39.500	4	Alp1Cen	-0.010000	5800.0	79	21908	No
197	GOM_NL__2PRFIN20060509_140305_000000372047_00311_21908_9741.N1	09-MAY-2006 14:03:05	Straylight	37.000	78	Alp Lup	2.3040	28000.	74	21908	No
198	GOM_NL__2PRFIN20060509_140436_000000372047_00311_21908_9742.N1	09-MAY-2006 14:04:36	Straylight	37.000	81	Eta Cen	2.3560	28000.	74	21908	No
199	GOM_NL__2PRFIN20060509_140635_000000432047_00311_21908_9743.N1	09-MAY-2006 14:06:35	Tw_and_stray	42.500	54	5The Cen	2.0550	4500.0	85	21908	No
200	GOM_NL__2PRFIN20060509_141402_000000392047_00311_21908_9744.N1	09-MAY-2006 14:14:02	Bright	38.500	15	67Alp Vir	0.97600	28000.	77	21908	No
201	GOM_NL__2PRFIN20060509_142022_000000342047_00311_21908_9745.N1	09-MAY-2006 14:20:22	Bright	34.000	138	47Eps Vir	2.8280	4700.0	68	21908	No
202	GOM_NL__2PRFIN20060509_142214_000000362047_00311_21908_9746.N1	09-MAY-2006 14:22:14	Bright	35.500	111	8Eta Boo	2.6800	6000.0	71	21908	No
203	GOM_NL__2PRFIN20060509_142758_000000352047_00311_21908_9747.N1	09-MAY-2006 14:27:58	Bright	34.500	152	12Alp2CVn	2.8900	11000.	69	21908	No
204	GOM_NL__2PRFIN20060509_143103_000000352047_00311_21908_9748.N1	09-MAY-2006 14:31:03	Bright	34.500	39	85Eta UMa	1.8540	24000.	69	21908	No
205	GOM_NL__2PRFIN20060509_143233_000000362047_00311_21908_9749.N1	09-MAY-2006 14:32:33	Bright	36.000	55	79Zet UMa	2.0600	10200.	72	21908	No
206	GOM_NL__2PRFIN20060509_143829_000000372047_00311_21908_9750.N1	09-MAY-2006 14:38:29	Bright	37.000	60	7Bet UMi	2.0810	3950.0	74	21908	No
207	GOM_NL__2PRFIN20060509_144238_000000332047_00311_21908_9751.N1	09-MAY-2006 14:42:38	Bright	33.000	49	1Alp UMi	1.9900	6300.0	66	21908	No
208	GOM_NL__2PRFIN20060509_145047_000000332047_00311_21908_9752.N1	09-MAY-2006 14:50:47	Bright	32.500	76	27Gam Cas	2.3000	30000.	65	21908	No
209	GOM_NL__2PRFIN20060509_145202_000000342047_00311_21908_9753.N1	09-MAY-2006 14:52:02	Bright	33.500	68	18Alp Cas	2.2250	4500.0	67	21908	No
210	GOM_NL__2PRFIN20060509_150012_000000392047_00311_21908_9754.N1	09-MAY-2006 15:00:12	Bright	39.000	58	21Alp And	2.0730	11000.	78	21908	No
211	GOM_NL__2PRFIN20060509_150411_000000402047_00311_21908_9755.N1	09-MAY-2006 15:04:11	Twilight	40.000	140	88Gam Peg	2.8340	26000.	80	21908	No
212	GOM_NL__2PRFIN20060509_151256_000000462047_00311_21908_9756.N1	09-MAY-2006 15:12:56	Dark	45.500	52	16Bet Cet	2.0370	4500.0	91	21908	No
213	GOM_NL__2PRFIN20060509_151844_000000462047_00311_21908_9757.N1	09-MAY-2006 15:18:44	Dark	46.000	18	24Alp PsA	1.1660	9700.0	92	21908	No
214	GOM_NL__2PRFIN20060509_152318_000000542047_00311_21908_9758.N1	09-MAY-2006 15:23:18	Dark	53.500	63	Bet Gru	2.1500	2800.0	107	21908	No
215	GOM_NL__2PRFIN20060509_152435_000000462047_00311_21908_9759.N1	09-MAY-2006 15:24:35	Dark	45.500	31	Alp Gru	1.7340	15200.	91	21908	No
216	GOM_NL__2PRFIN20060509_153011_000000412047_00312_21909_9736.N1	09-MAY-2006 15:30:11	Dark	40.500	45	Alp Pav	1.9400	26000.	81	21909	No
217	GOM_NL__2PRFIN20060509_153607_000000402047_00312_21909_9737.N1	09-MAY-2006 15:36:07	Straylight	39.500	43	Alp TrA	1.9100	4250.0	79	21909	No
218	GOM_NL__2PRFIN20060509_153819_000000372047_00312_21909_9738.N1	09-MAY-2006 15:38:19	Straylight	36.500	134	Bet TrA	2.8100	6600.0	73	21909	No
219	GOM_NL__2PRFIN20060509_154011_000000422047_00312_21909_9739.N1	09-MAY-2006 15:40:11	Straylight	41.500	4	Alp1Cen	-0.010000	5800.0	83	21909	No

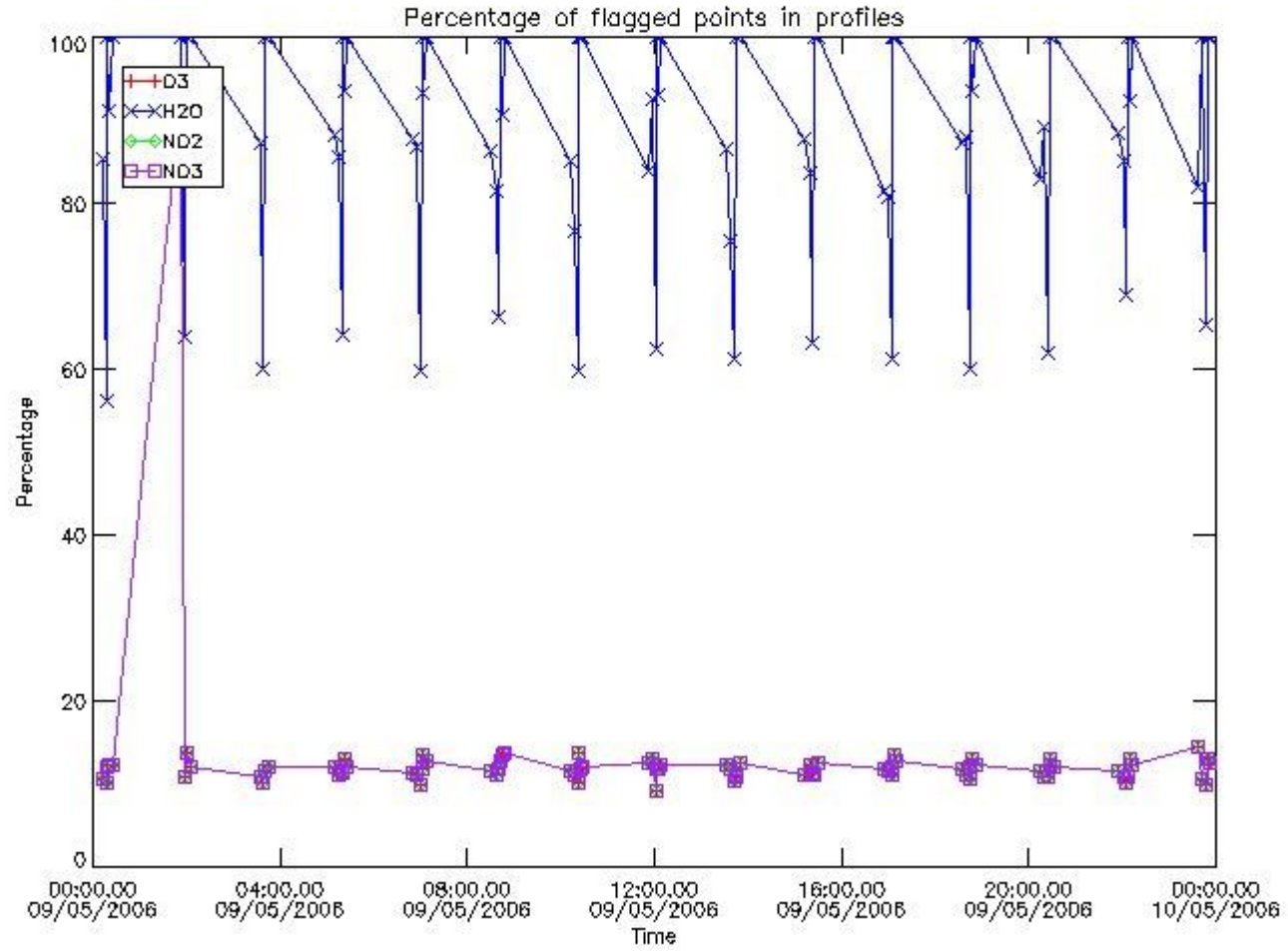
220	GOM_NL__2PRFIN20060509_154341_000000392047_00312_21909_9740.N1	09-MAY-2006 15:43:41	Straylight	39.000	78	Alp Lup	2.3040	28000.	78	21909	No
221	GOM_NL__2PRFIN20060509_154512_000000402047_00312_21909_9741.N1	09-MAY-2006 15:45:12	Straylight	39.500	81	Eta Cen	2.3560	28000.	79	21909	No
222	GOM_NL__2PRFIN20060509_154711_000000452047_00312_21909_9742.N1	09-MAY-2006 15:47:11	Twilight	44.500	54	5The Cen	2.0550	4500.0	89	21909	No
223	GOM_NL__2PRFIN20060509_155438_000000382047_00312_21909_9743.N1	09-MAY-2006 15:54:38	Bright	37.500	15	67Alp Vir	0.97600	28000.	75	21909	No
224	GOM_NL__2PRFIN20060509_160059_000000352047_00312_21909_9744.N1	09-MAY-2006 16:00:59	Bright	34.500	138	47Eps Vir	2.8280	4700.0	69	21909	No
225	GOM_NL__2PRFIN20060509_160250_000000352047_00312_21909_9745.N1	09-MAY-2006 16:02:50	Bright	35.000	111	8Eta Boo	2.6800	6000.0	70	21909	No
226	GOM_NL__2PRFIN20060509_160835_000000342047_00312_21909_9746.N1	09-MAY-2006 16:08:35	Bright	34.000	152	12Alp2CVn	2.8900	11000.	68	21909	No
227	GOM_NL__2PRFIN20060509_161139_000000362047_00312_21909_9747.N1	09-MAY-2006 16:11:39	Bright	36.000	39	85Eta UMa	1.8540	24000.	72	21909	No
228	GOM_NL__2PRFIN20060509_161309_000000332047_00312_21909_9748.N1	09-MAY-2006 16:13:09	Bright	32.500	55	79Zet UMa	2.0600	10200.	65	21909	No
229	GOM_NL__2PRFIN20060509_161905_000000382047_00312_21909_9749.N1	09-MAY-2006 16:19:05	Bright	37.500	60	7Bet UMi	2.0810	3950.0	75	21909	No
230	GOM_NL__2PRFIN20060509_162314_000000362047_00312_21909_9750.N1	09-MAY-2006 16:23:14	Bright	36.000	49	1Alp UMi	1.9900	6300.0	72	21909	No
231	GOM_NL__2PRFIN20060509_163123_000000332047_00312_21909_9751.N1	09-MAY-2006 16:31:23	Bright	33.000	76	27Gam Cas	2.3000	30000.	66	21909	No
232	GOM_NL__2PRFIN20060509_163238_000000352047_00312_21909_9752.N1	09-MAY-2006 16:32:38	Bright	35.000	68	18Alp Cas	2.2250	4500.0	70	21909	No
233	GOM_NL__2PRFIN20060509_164048_000000382047_00312_21909_9753.N1	09-MAY-2006 16:40:48	Bright	37.500	58	21Alp And	2.0730	11000.	75	21909	No
234	GOM_NL__2PRFIN20060509_164448_000000402047_00312_21909_9754.N1	09-MAY-2006 16:44:48	Twilight	39.500	140	88Gam Peg	2.8340	26000.	79	21909	No
235	GOM_NL__2PRFIN20060509_165332_000000442047_00312_21909_9755.N1	09-MAY-2006 16:53:32	Dark	43.500	52	16Bet Cet	2.0370	4500.0	87	21909	No
236	GOM_NL__2PRFIN20060509_165921_000000452047_00312_21909_9756.N1	09-MAY-2006 16:59:21	Dark	44.500	18	24Alp PsA	1.1660	9700.0	89	21909	No
237	GOM_NL__2PRFIN20060509_170354_000000462047_00312_21909_9757.N1	09-MAY-2006 17:03:54	Dark	45.500	63	Bet Gru	2.1500	2800.0	91	21909	No
238	GOM_NL__2PRFIN20060509_170512_000000422047_00312_21909_9758.N1	09-MAY-2006 17:05:12	Dark	42.000	31	Alp Gru	1.7340	15200.	84	21909	No
239	GOM_NL__2PRFIN20060509_170722_000000382047_00313_21910_9756.N1	09-MAY-2006 17:07:22	Dark	38.000	148	Alp Tuc	2.8780	4100.0	76	21910	No
240	GOM_NL__2PRFIN20060509_171047_000000402047_00313_21910_9757.N1	09-MAY-2006 17:10:47	Dark	40.000	45	Alp Pav	1.9400	26000.	80	21910	No
241	GOM_NL__2PRFIN20060509_171644_000000392047_00313_21910_9758.N1	09-MAY-2006 17:16:44	Straylight	39.000	43	Alp TrA	1.9100	4250.0	78	21910	No
242	GOM_NL__2PRFIN20060509_171855_000000372047_00313_21910_9759.N1	09-MAY-2006 17:18:55	Straylight	37.000	134	Bet TrA	2.8100	6600.0	74	21910	No
243	GOM_NL__2PRFIN20060509_172047_000000452047_00313_21910_9760.N1	09-MAY-2006 17:20:47	Straylight	45.000	4	Alp1Cen	-0.010000	5800.0	90	21910	No
244	GOM_NL__2PRFIN20060509_172418_000000362047_00313_21910_9761.N1	09-MAY-2006 17:24:18	Straylight	36.000	78	Alp Lup	2.3040	28000.	72	21910	No
245	GOM_NL__2PRFIN20060509_172549_000000392047_00313_21910_9762.N1	09-MAY-2006 17:25:49	Straylight	38.500	81	Eta Cen	2.3560	28000.	77	21910	No
246	GOM_NL__2PRFIN20060509_172748_000000422047_00313_21910_9763.N1	09-MAY-2006 17:27:48	Twilight	42.000	54	5The Cen	2.0550	4500.0	84	21910	No
247	GOM_NL__2PRFIN20060509_173514_000000382047_00313_21910_9764.N1	09-MAY-2006 17:35:14	Bright	38.000	15	67Alp Vir	0.97600	28000.	76	21910	No
248	GOM_NL__2PRFIN20060509_174135_000000352047_00313_21910_9765.N1	09-MAY-2006 17:41:35	Bright	35.000	138	47Eps Vir	2.8280	4700.0	70	21910	No
249	GOM_NL__2PRFIN20060509_174326_000000362047_00313_21910_9766.N1	09-MAY-2006 17:43:26	Bright	35.500	111	8Eta Boo	2.6800	6000.0	71	21910	No
250	GOM_NL__2PRFIN20060509_174911_000000342047_00313_21910_9767.N1	09-MAY-2006 17:49:11	Bright	34.000	152	12Alp2CVn	2.8900	11000.	68	21910	No
251	GOM_NL__2PRFIN20060509_175215_000000382047_00313_21910_9768.N1	09-MAY-2006 17:52:15	Bright	38.000	39	85Eta UMa	1.8540	24000.	76	21910	No
252	GOM_NL__2PRFIN20060509_175345_000000372047_00313_21910_9769.N1	09-MAY-2006 17:53:45	Bright	36.500	55	79Zet UMa	2.0600	10200.	73	21910	No
253	GOM_NL__2PRFIN20060509_175941_000000392047_00313_21910_9770.N1	09-MAY-2006 17:59:41	Bright	38.500	60	7Bet UMi	2.0810	3950.0	77	21910	No
254	GOM_NL__2PRFIN20060509_180350_000000362047_00313_21910_9771.N1	09-MAY-2006 18:03:50	Bright	35.500	49	1Alp UMi	1.9900	6300.0	71	21910	No
255	GOM_NL__2PRFIN20060509_181159_000000332047_00313_21910_9772.N1	09-MAY-2006 18:11:59	Bright	32.500	76	27Gam Cas	2.3000	30000.	65	21910	No
256	GOM_NL__2PRFIN20060509_181314_000000342047_00313_21910_9773.N1	09-MAY-2006 18:13:14	Bright	34.000	68	18Alp Cas	2.2250	4500.0	68	21910	No
257	GOM_NL__2PRFIN20060509_182124_000000462047_00313_21910_9774.N1	09-MAY-2006 18:21:24	Bright	46.000	58	21Alp And	2.0730	11000.	92	21910	No
258	GOM_NL__2PRFIN20060509_182524_000000392047_00313_21910_9775.N1	09-MAY-2006 18:25:24	Twilight	39.000	140	88Gam Peg	2.8340	26000.	78	21910	No
259	GOM_NL__2PRFIN20060509_183408_000000442047_00313_21910_9776.N1	09-MAY-2006 18:34:08	Dark	43.500	52	16Bet Cet	2.0370	4500.0	87	21910	No
260	GOM_NL__2PRFIN20060509_183958_000000462047_00313_21910_9777.N1	09-MAY-2006 18:39:58	Dark	46.000	18	24Alp PsA	1.1660	9700.0	92	21910	No
261	GOM_NL__2PRFIN20060509_184431_000000482047_00313_21910_9778.N1	09-MAY-2006 18:44:31	Dark	48.000	63	Bet Gru	2.1500	2800.0	96	21910	No
262	GOM_NL__2PRFIN20060509_184548_000000422047_00313_21910_9779.N1	09-MAY-2006 18:45:48	Dark	42.000	31	Alp Gru	1.7340	15200.	84	21910	No
263	GOM_NL__2PRFIN20060509_184759_000000392047_00314_21911_9756.N1	09-MAY-2006 18:47:59	Dark	39.000	148	Alp Tuc	2.8780	4100.0	78	21911	No
264	GOM_NL__2PRFIN20060509_185124_000000422047_00314_21911_9757.N1	09-MAY-2006 18:51:24	Dark	41.500	45	Alp Pav	1.9400	26000.	83	21911	No
265	GOM_NL__2PRFIN20060509_185720_000000452047_00314_21911_9758.N1	09-MAY-2006 18:57:20	Straylight	44.500	43	Alp TrA	1.9100	4250.0	89	21911	No
266	GOM_NL__2PRFIN20060509_185932_000000372047_00314_21911_9759.N1	09-MAY-2006 18:59:32	Straylight	37.000	134	Bet TrA	2.8100	6600.0	74	21911	No
267	GOM_NL__2PRFIN20060509_190123_000000472047_00314_21911_9760.N1	09-MAY-2006 19:01:23	Straylight	46.500	4	Alp1Cen	-0.010000	5800.0	93	21911	No
268	GOM_NL__2PRFIN20060509_190454_000000392047_00314_21911_9761.N1	09-MAY-2006 19:04:54	Straylight	38.500	78	Alp Lup	2.3040	28000.	77	21911	No
269	GOM_NL__2PRFIN20060509_190625_000000392047_00314_21911_9762.N1	09-MAY-2006 19:06:25	Straylight	39.000	81	Eta Cen	2.3560	28000.	78	21911	No
270	GOM_NL__2PRFIN20060509_190824_000000432047_00314_21911_9763.N1	09-MAY-2006 19:08:24	Twilight	42.500	54	5The Cen	2.0550	4500.0	85	21911	No
271	GOM_NL__2PRFIN20060509_191550_000000382047_00314_21911_9764.N1	09-MAY-2006 19:15:50	Bright	38.000	15	67Alp Vir	0.97600	28000.	76	21911	No
272	GOM_NL__2PRFIN20060509_192211_000000352047_00314_21911_9765.N1	09-MAY-2006 19:22:11	Bright	34.500	138	47Eps Vir	2.8280	4700.0	69	21911	No
273	GOM_NL__2PRFIN20060509_192402_000000362047_00314_21911_9766.N1	09-MAY-2006 19:24:02	Bright	35.500	111	8Eta Boo	2.6800	6000.0	71	21911	No
274	GOM_NL__2PRFIN20060509_192947_000000522047_00314_21911_9767.N1	09-MAY-2006 19:29:47	Bright	52.000	152	12Alp2CVn	2.8900	11000.	104	21911	No
275	GOM_NL__2PRFIN20060509_193251_000000372047_00314_21911_9768.N1	09-MAY-2006 19:32:51	Bright	37.000	39	85Eta UMa	1.8540	24000.	74	21911	No
276	GOM_NL__2PRFIN20060509_193421_000000362047_00314_21911_9769.N1	09-MAY-2006 19:34:21	Bright	35.500	55	79Zet UMa	2.0600	10200.	71	21911	No
277	GOM_NL__2PRFIN20060509_194017_000000402047_00314_21911_9770.N1	09-MAY-2006 19:40:17	Bright	39.500	60	7Bet UMi	2.0810	3950.0	79	21911	No
278	GOM_NL__2PRFIN20060509_194426_000000362047_00314_21911_9771.N1	09-MAY-2006 19:44:26	Bright	36.000	49	1Alp UMi	1.9900	6300.0	72	21911	No

279	GOM_NL__2PRFIN20060509_195235_000000342047_00314_21911_9772.N1	09-MAY-2006 19:52:35	Bright	34.000	76	27Gam Cas	2.3000	30000.	68	21911	No
280	GOM_NL__2PRFIN20060509_195350_000000362047_00314_21911_9773.N1	09-MAY-2006 19:53:50	Bright	36.000	68	18Alp Cas	2.2250	4500.0	72	21911	No
281	GOM_NL__2PRFIN20060509_200200_000000362047_00314_21911_9774.N1	09-MAY-2006 20:02:00	Bright	36.000	58	21Alp And	2.0730	11000.	72	21911	No
282	GOM_NL__2PRFIN20060509_200600_000000422047_00314_21911_9775.N1	09-MAY-2006 20:06:00	Twilight	42.000	140	88Gam Peg	2.8340	26000.	84	21911	No
283	GOM_NL__2PRFIN20060509_201444_000000442047_00314_21911_9776.N1	09-MAY-2006 20:14:44	Dark	44.000	52	16Bet Cet	2.0370	4500.0	88	21911	No
284	GOM_NL__2PRFIN20060509_202034_000000472047_00314_21911_9777.N1	09-MAY-2006 20:20:34	Dark	47.000	18	24Alp PsA	1.1660	9700.0	94	21911	No
285	GOM_NL__2PRFIN20060509_202507_000000472047_00314_21911_9778.N1	09-MAY-2006 20:25:07	Dark	46.500	63	Bet Gru	2.1500	2800.0	93	21911	No
286	GOM_NL__2PRFIN20060509_202625_000000422047_00314_21911_9779.N1	09-MAY-2006 20:26:25	Dark	41.500	31	Alp Gru	1.7340	15200.	83	21911	No
287	GOM_NL__2PRFIN20060509_202835_000000402047_00315_21912_9756.N1	09-MAY-2006 20:28:35	Dark	39.500	148	Alp Tuc	2.8780	4100.0	79	21912	No
288	GOM_NL__2PRFIN20060509_203201_000000432047_00315_21912_9757.N1	09-MAY-2006 20:32:01	Dark	42.500	45	Alp Pav	1.9400	26000.	85	21912	No
289	GOM_NL__2PRFIN20060509_203756_000000392047_00315_21912_9758.N1	09-MAY-2006 20:37:56	Straylight	39.000	43	Alp TrA	1.9100	4250.0	78	21912	No
290	GOM_NL__2PRFIN20060509_204008_000000372047_00315_21912_9759.N1	09-MAY-2006 20:40:08	Straylight	37.000	134	Bet TrA	2.8100	6600.0	74	21912	No
291	GOM_NL__2PRFIN20060509_204159_000000512047_00315_21912_9760.N1	09-MAY-2006 20:41:59	Straylight	51.000	4	Alp1Cen	-0.010000	5800.0	102	21912	No
292	GOM_NL__2PRFIN20060509_204530_000000402047_00315_21912_9761.N1	09-MAY-2006 20:45:30	Straylight	40.000	78	Alp Lup	2.3040	28000.	80	21912	No
293	GOM_NL__2PRFIN20060509_204701_000000402047_00315_21912_9762.N1	09-MAY-2006 20:47:01	Straylight	39.500	81	Eta Cen	2.3560	28000.	79	21912	No
294	GOM_NL__2PRFIN20060509_204900_000000432047_00315_21912_9763.N1	09-MAY-2006 20:49:00	Tw_and_stray	43.000	54	5The Cen	2.0550	4500.0	86	21912	No
295	GOM_NL__2PRFIN20060509_205421_000000282047_00315_21912_9764.N1	09-MAY-2006 20:54:21	Bright	28.000	122	9Alp2Lib	2.7470	9700.0	56	21912	No
296	GOM_NL__2PRFIN20060509_205626_000000392047_00315_21912_9765.N1	09-MAY-2006 20:56:26	Bright	38.500	15	67Alp Vir	0.97600	28000.	77	21912	No
297	GOM_NL__2PRFIN20060509_210247_000000352047_00315_21912_9766.N1	09-MAY-2006 21:02:47	Bright	34.500	138	47Eps Vir	2.8280	4700.0	69	21912	No
298	GOM_NL__2PRFIN20060509_210438_000000352047_00315_21912_9767.N1	09-MAY-2006 21:04:38	Bright	35.000	111	8Eta Boo	2.6800	6000.0	70	21912	No
299	GOM_NL__2PRFIN20060509_211023_000000362047_00315_21912_9768.N1	09-MAY-2006 21:10:23	Bright	35.500	152	12Alp2CVn	2.8900	11000.	71	21912	No
300	GOM_NL__2PRFIN20060509_211327_000000382047_00315_21912_9769.N1	09-MAY-2006 21:13:27	Bright	37.500	39	85Eta UMa	1.8540	24000.	75	21912	No
301	GOM_NL__2PRFIN20060509_211457_000000372047_00315_21912_9770.N1	09-MAY-2006 21:14:57	Bright	37.000	55	79Zet UMa	2.0600	10200.	74	21912	No
302	GOM_NL__2PRFIN20060509_212053_000000362047_00315_21912_9771.N1	09-MAY-2006 21:20:53	Bright	36.000	60	7Bet UMi	2.0810	3950.0	72	21912	No
303	GOM_NL__2PRFIN20060509_212502_000000362047_00315_21912_9772.N1	09-MAY-2006 21:25:02	Bright	36.000	49	1Alp UMi	1.9900	6300.0	72	21912	No
304	GOM_NL__2PRFIN20060509_213311_000000522047_00315_21912_9773.N1	09-MAY-2006 21:33:11	Bright	52.000	76	27Gam Cas	2.3000	30000.	104	21912	No
305	GOM_NL__2PRFIN20060509_213426_000000362047_00315_21912_9774.N1	09-MAY-2006 21:34:26	Bright	35.500	68	18Alp Cas	2.2250	4500.0	71	21912	No
306	GOM_NL__2PRFIN20060509_214236_000000382047_00315_21912_9775.N1	09-MAY-2006 21:42:36	Bright	37.500	58	21Alp And	2.0730	11000.	75	21912	No
307	GOM_NL__2PRFIN20060509_214636_000000392047_00315_21912_9776.N1	09-MAY-2006 21:46:36	Twilight	38.500	140	88Gam Peg	2.8340	26000.	77	21912	No
308	GOM_NL__2PRFIN20060509_215520_000000442047_00315_21912_9777.N1	09-MAY-2006 21:55:20	Dark	44.000	52	16Bet Cet	2.0370	4500.0	88	21912	No
309	GOM_NL__2PRFIN20060509_220111_000000472047_00315_21912_9778.N1	09-MAY-2006 22:01:11	Dark	47.000	18	24Alp PsA	1.1660	9700.0	94	21912	No
310	GOM_NL__2PRFIN20060509_220544_000000552047_00315_21912_9779.N1	09-MAY-2006 22:05:44	Dark	55.000	63	Bet Gru	2.1500	2800.0	110	21912	No
311	GOM_NL__2PRFIN20060509_220702_000000482047_00315_21912_9780.N1	09-MAY-2006 22:07:02	Dark	47.500	31	Alp Gru	1.7340	15200.	95	21912	No
312	GOM_NL__2PRFIN20060509_220911_000000392047_00316_21913_9756.N1	09-MAY-2006 22:09:11	Dark	39.000	148	Alp Tuc	2.8780	4100.0	78	21913	No
313	GOM_NL__2PRFIN20060509_221237_000000422047_00316_21913_9757.N1	09-MAY-2006 22:12:37	Dark	41.500	45	Alp Pav	1.9400	26000.	83	21913	No
314	GOM_NL__2PRFIN20060509_221832_000000392047_00316_21913_9758.N1	09-MAY-2006 22:18:32	Straylight	39.000	43	Alp TrA	1.9100	4250.0	78	21913	No
315	GOM_NL__2PRFIN20060509_222044_000000382047_00316_21913_9759.N1	09-MAY-2006 22:20:44	Straylight	37.500	134	Bet TrA	2.8100	6600.0	75	21913	No
316	GOM_NL__2PRFIN20060509_222235_000000502047_00316_21913_9760.N1	09-MAY-2006 22:22:35	Straylight	49.500	4	Alp1Cen	-0.010000	5800.0	99	21913	No
317	GOM_NL__2PRFIN20060509_222606_000000402047_00316_21913_9761.N1	09-MAY-2006 22:26:06	Straylight	39.500	78	Alp Lup	2.3040	28000.	79	21913	No
318	GOM_NL__2PRFIN20060509_222737_000000392047_00316_21913_9762.N1	09-MAY-2006 22:27:37	Straylight	39.000	81	Eta Cen	2.3560	28000.	78	21913	No
319	GOM_NL__2PRFIN20060509_222936_000000422047_00316_21913_9763.N1	09-MAY-2006 22:29:36	Tw_and_stray	42.000	54	5The Cen	2.0550	4500.0	84	21913	No
320	GOM_NL__2PRFIN20060509_223457_000000282047_00316_21913_9764.N1	09-MAY-2006 22:34:57	Bright	28.000	122	9Alp2Lib	2.7470	9700.0	56	21913	No
321	GOM_NL__2PRFIN20060509_223702_000000372047_00316_21913_9765.N1	09-MAY-2006 22:37:02	Bright	37.000	15	67Alp Vir	0.97600	28000.	74	21913	No
322	GOM_NL__2PRFIN20060509_224323_000000352047_00316_21913_9766.N1	09-MAY-2006 22:43:23	Bright	34.500	138	47Eps Vir	2.8280	4700.0	69	21913	No
323	GOM_NL__2PRFIN20060509_224514_000000362047_00316_21913_9767.N1	09-MAY-2006 22:45:14	Bright	35.500	111	8Eta Boo	2.6800	6000.0	71	21913	No
324	GOM_NL__2PRFIN20060509_225059_000000522047_00316_21913_9768.N1	09-MAY-2006 22:50:59	Bright	52.000	152	12Alp2CVn	2.8900	11000.	104	21913	No
325	GOM_NL__2PRFIN20060509_225403_000000352047_00316_21913_9769.N1	09-MAY-2006 22:54:03	Bright	35.000	39	85Eta UMa	1.8540	24000.	70	21913	No
326	GOM_NL__2PRFIN20060509_225533_000000362047_00316_21913_9770.N1	09-MAY-2006 22:55:33	Bright	36.000	55	79Zet UMa	2.0600	10200.	72	21913	No
327	GOM_NL__2PRFIN20060509_230128_000000392047_00316_21913_9771.N1	09-MAY-2006 23:01:28	Bright	39.000	60	7Bet UMi	2.0810	3950.0	78	21913	No
328	GOM_NL__2PRFIN20060509_230538_000000362047_00316_21913_9772.N1	09-MAY-2006 23:05:38	Bright	35.500	49	1Alp UMi	1.9900	6300.0	71	21913	No
329	GOM_NL__2PRFIN20060509_231347_000000342047_00316_21913_9773.N1	09-MAY-2006 23:13:47	Bright	34.000	76	27Gam Cas	2.3000	30000.	68	21913	No
330	GOM_NL__2PRFIN20060509_231502_000000422047_00316_21913_9774.N1	09-MAY-2006 23:15:02	Bright	41.500	68	18Alp Cas	2.2250	4500.0	83	21913	No
331	GOM_NL__2PRFIN20060509_232313_000000382047_00316_21913_9775.N1	09-MAY-2006 23:23:13	Bright	37.500	58	21Alp And	2.0730	11000.	75	21913	No
332	GOM_NL__2PRFIN20060509_232712_000000422047_00316_21913_9776.N1	09-MAY-2006 23:27:12	Twilight	41.500	140	88Gam Peg	2.8340	26000.	83	21913	No
333	GOM_NL__2PRFIN20060509_233556_000000422047_00316_21913_9777.N1	09-MAY-2006 23:35:56	Dark	42.000	52	16Bet Cet	2.0370	4500.0	84	21913	No
334	GOM_NL__2PRFIN20060509_234147_000000492047_00316_21913_9778.N1	09-MAY-2006 23:41:47	Dark	48.500	18	24Alp PsA	1.1660	9700.0	97	21913	No
335	GOM_NL__2PRFIN20060509_234620_000000512047_00316_21913_9779.N1	09-MAY-2006 23:46:20	Dark	51.000	63	Bet Gru	2.1500	2800.0	102	21913	No
336	GOM_NL__2PRFIN20060509_234947_000000392047_00317_21914_9756.N1	09-MAY-2006 23:49:47	Dark	39.000	148	Alp Tuc	2.8780	4100.0	78	21914	No
337	GOM_NL__2PRFIN20060509_235314_000000412047_00317_21914_9757.N1	09-MAY-2006 23:53:14	Dark	41.000	45	Alp Pav	1.9400	26000.	82	21914	No

3. Quality information per product

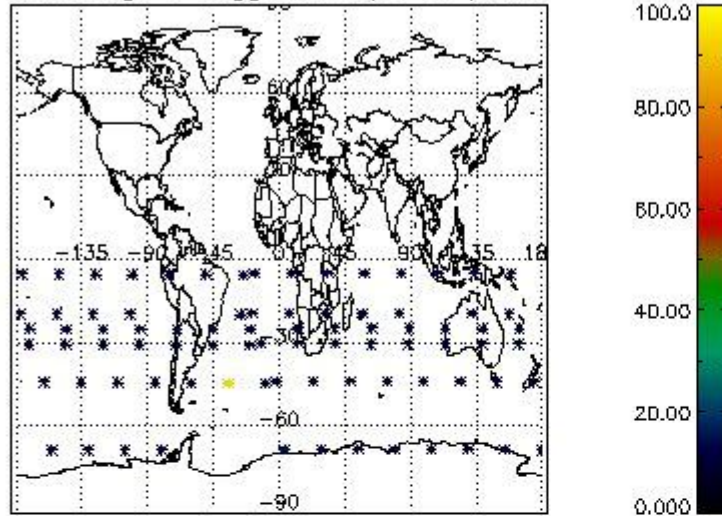
In this section it is plotted some information contained in the Quality Summary data set of the level 2 products. Only products in dark limb conditions and without errors (error flag in the MPH set to "0") are used.

3.1 Plot quality information per product (time dependant)

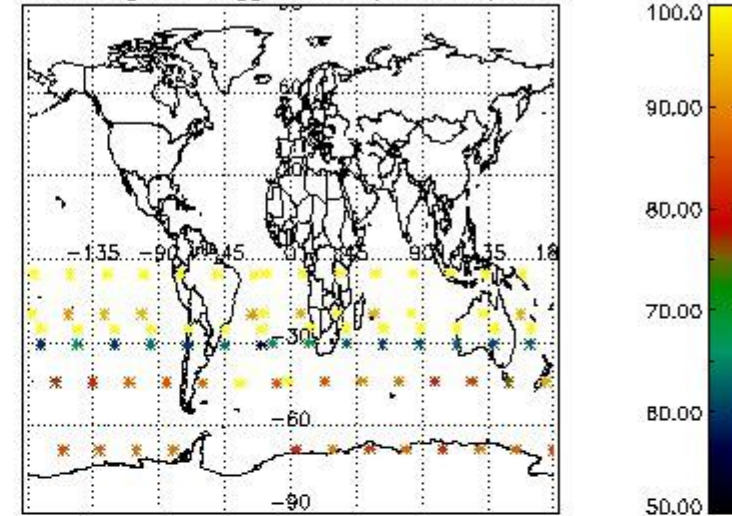


3.2 Plot quality information per product (world map)

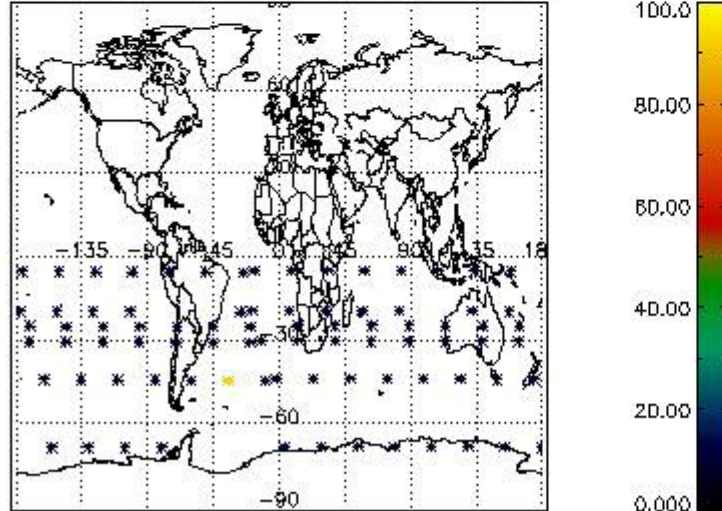
Percentage of flagged data per O3 profile



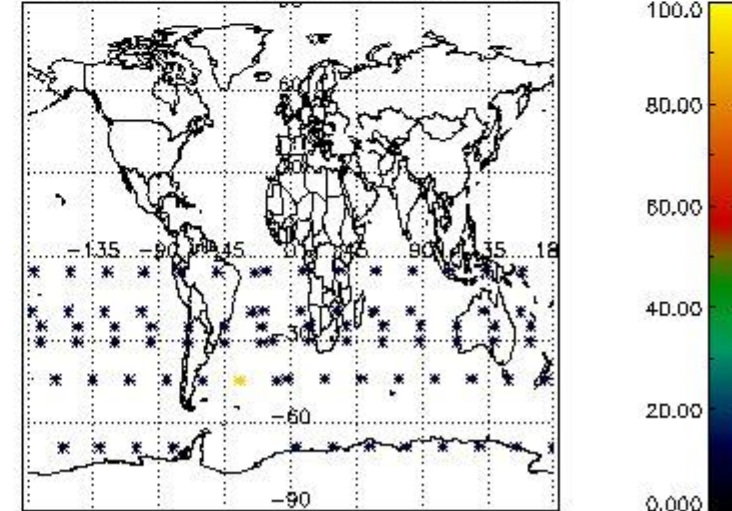
Percentage of flagged data per H2O profile



Percentage of flagged data per NO2 profile



Percentage of flagged data per NO3 profile

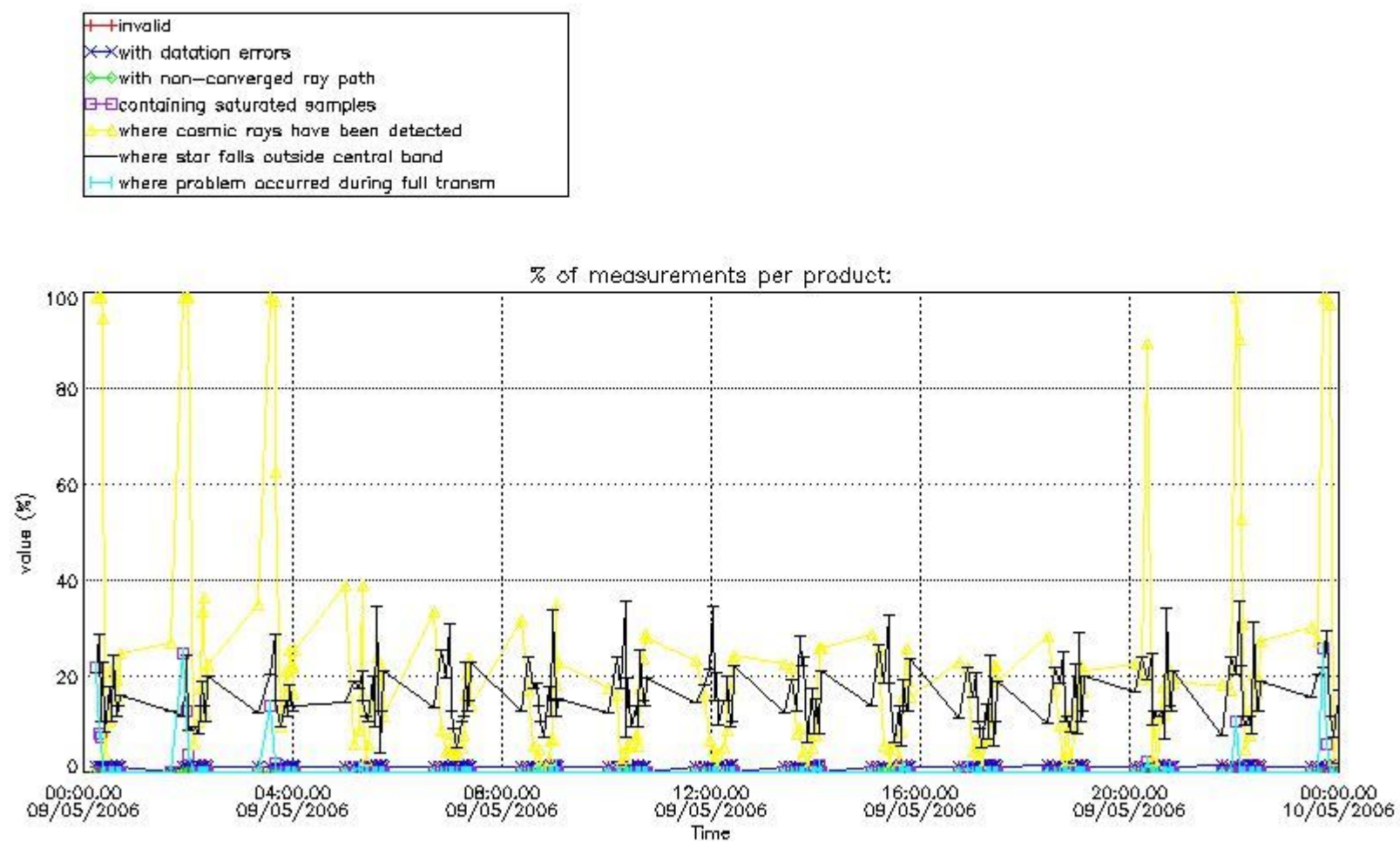


4. Level 1 quality information per product

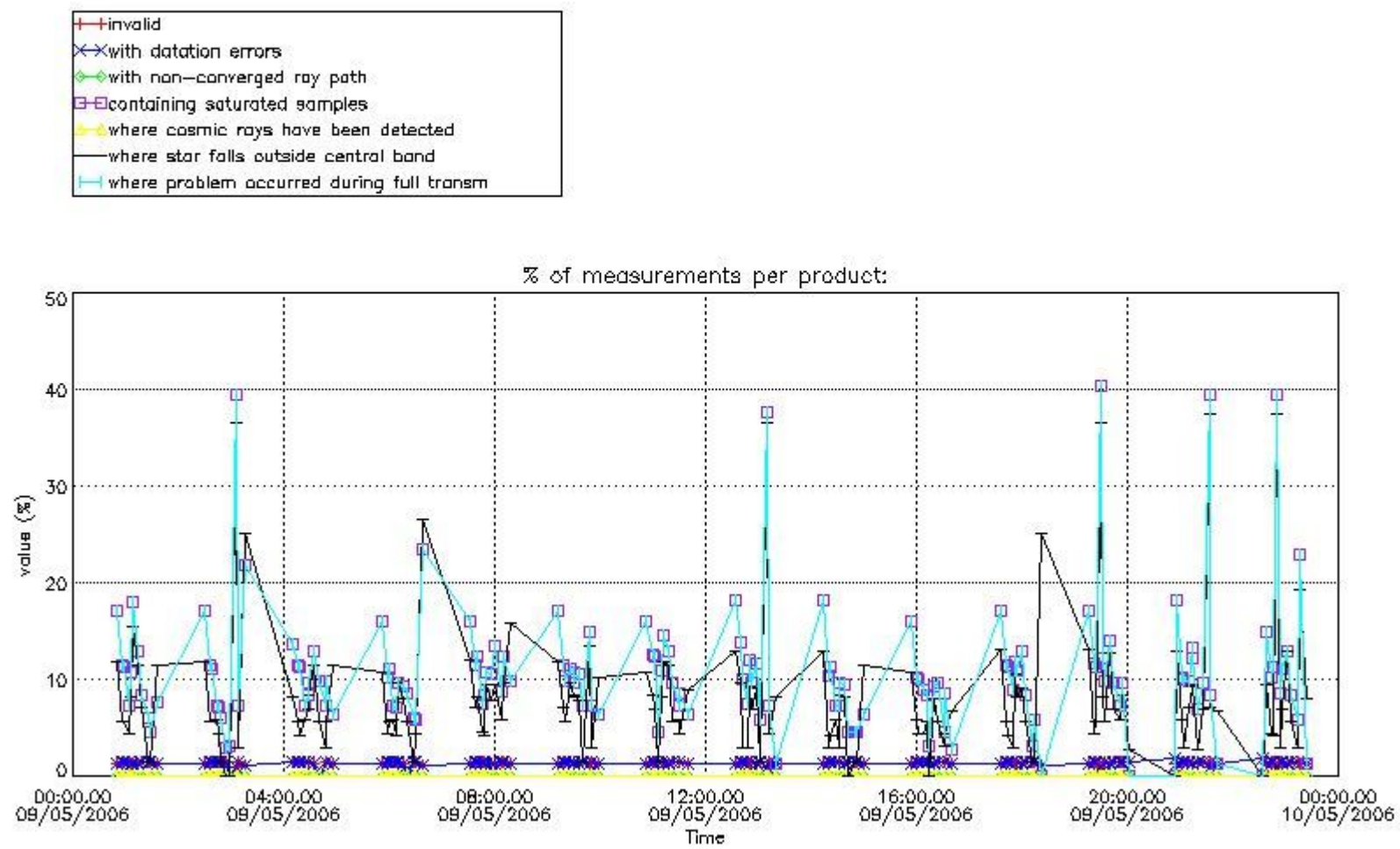
In this section it is plotted some information contained in the Quality Summary data set of the level 2 products that comes from the level 1b processing. Products without errors (error flag in the MPH set to "0") are used.

4.1 Plot quality information per product (time dependant) coming from level 1b processing

4.1.1 Plot level 1 quality information per product (time dependant): ENVISAT ASCENDING passes

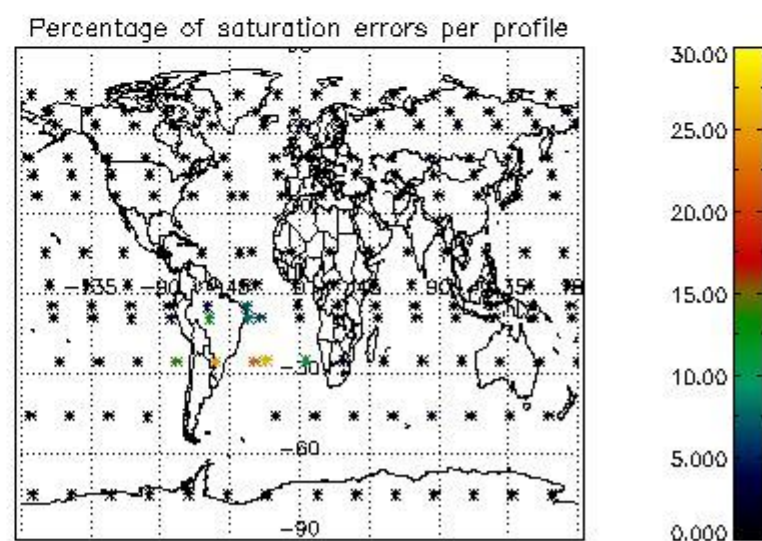
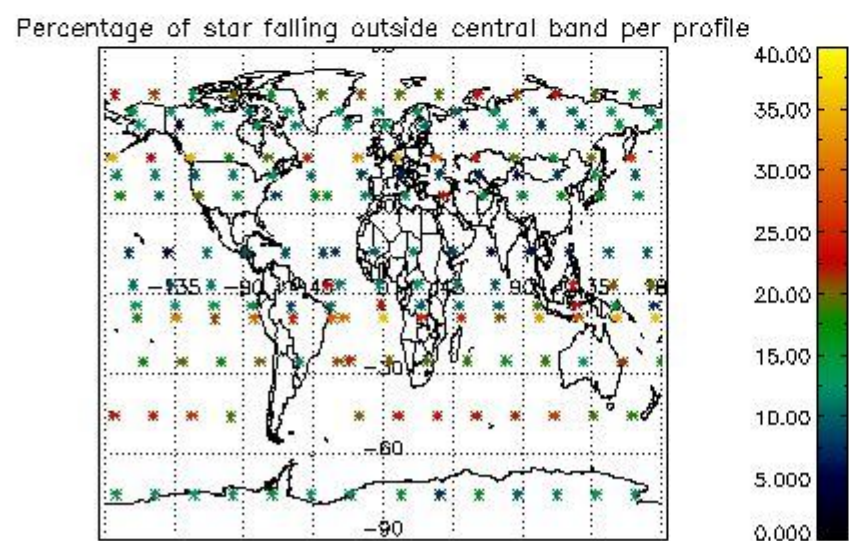
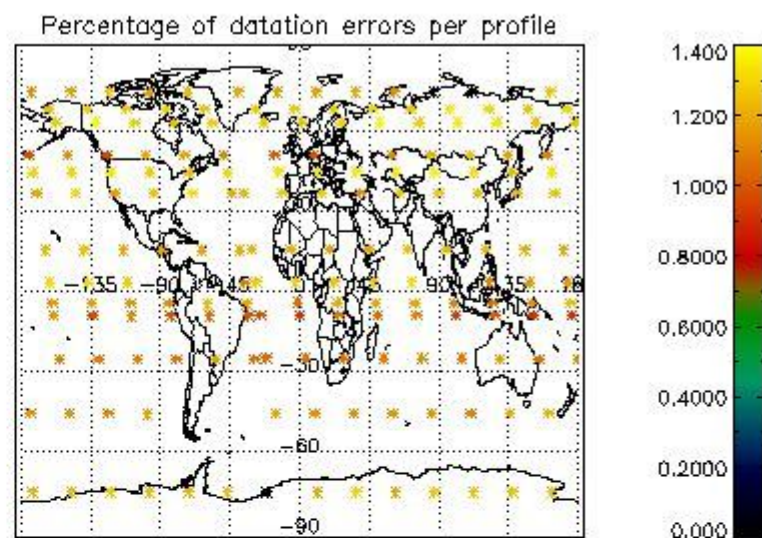
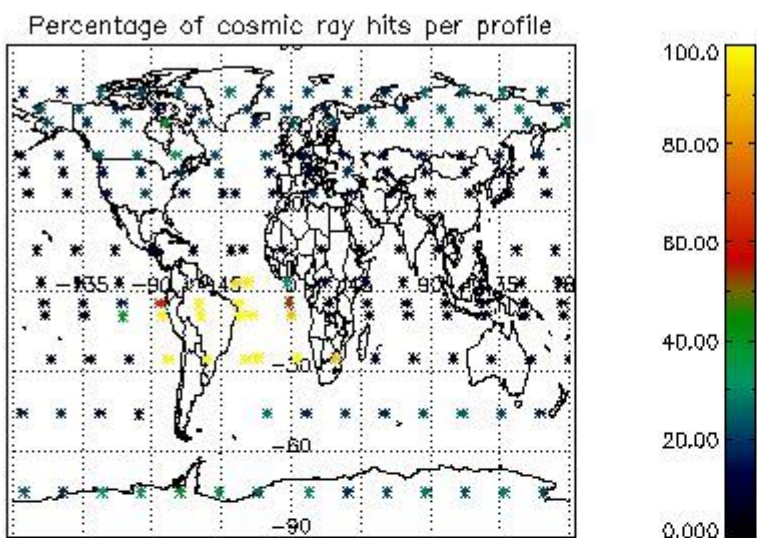


4.1.2 Plot level 1 quality information per product (time dependant): ENVI SAT DESCENDING passes

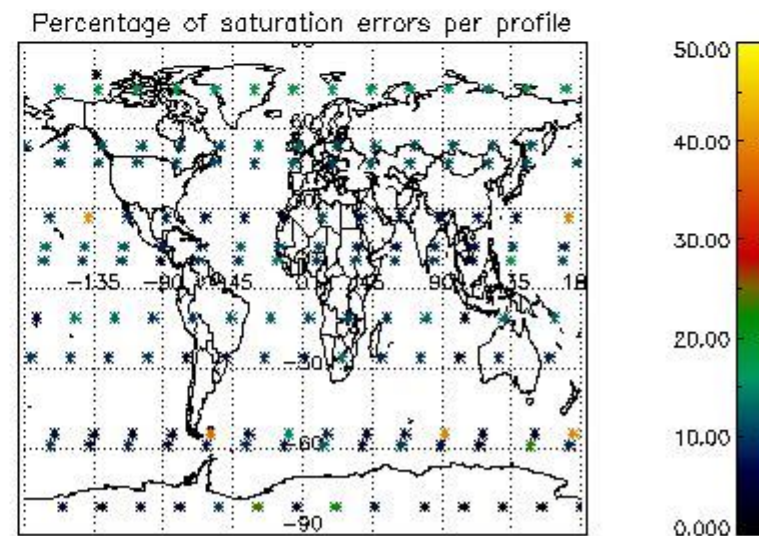
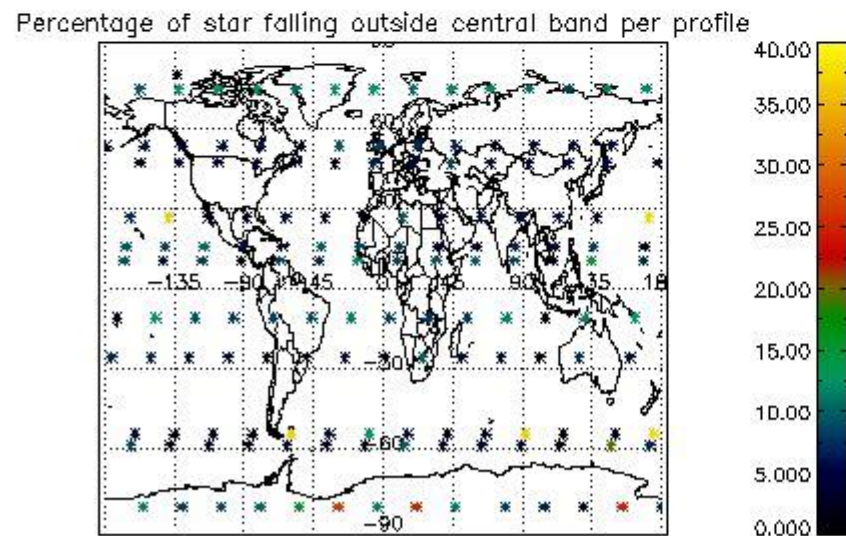
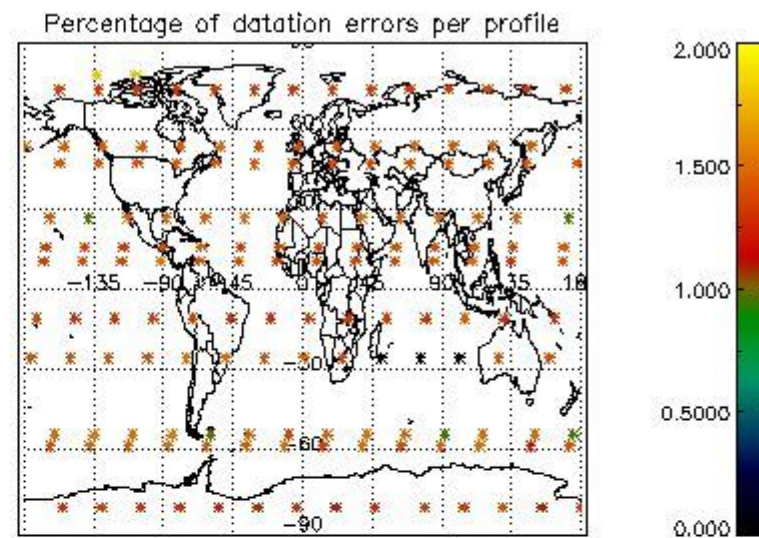
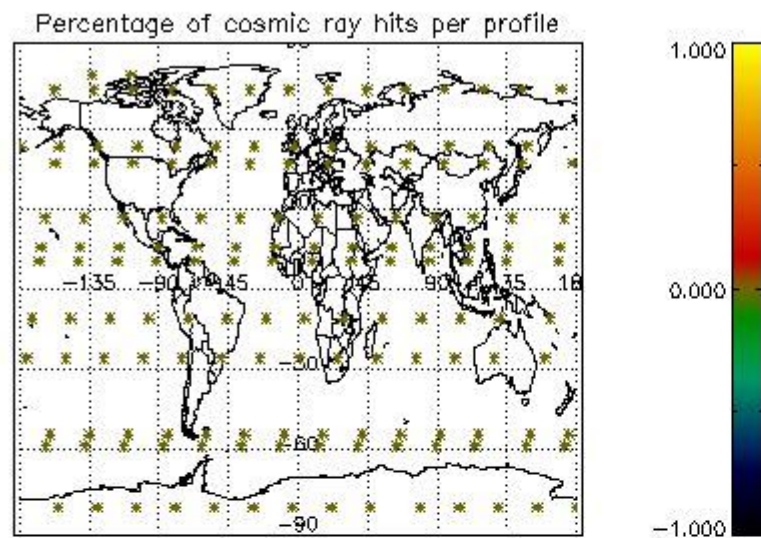


4.2 Plot quality information per product coming from level 1b processing (world map)

4.2.1 Plot level 1 quality information per product (world map): ENVISAT ASCENDING passes



4.2.2 Plot level 1 quality information per product (world map): ENVISAT DESCENDING passes



5. Trace gas profiles

5.1 Ozone statistics based on quality of products

The final quality of the products can be "measured" using the STD (Standard Deviation) attached to every point profile. This information is written to the parameter GOM_NL__2P/NL_LOCAL_SPECIES_DENSITY/o3_std of the level 2 products. The table below shows the statistics for given STD ranges.

The statistics are given with respect to the overall valid production:

- Products without fatal errors: GOM_NL__2P/MPH/PRODUCT_ERR=0
- Valid point profile: GOM_NL__2P/NL_LOCAL_SPECIES_DENSITY/pcd(0)=0

The 'Criteria' is applied to valid points of dark limb products:

- Products in dark limb illumination condition: GOM_NL__2P/NL_SUMMARY_QUALITY/obs_ill_cond=0
- Products without fatal errors: GOM_NL__2P/MPH/PRODUCT_ERR=0
- Valid point profile: GOM_NL__2P/NL_LOCAL_SPECIES_DENSITY/pcd(0)=0

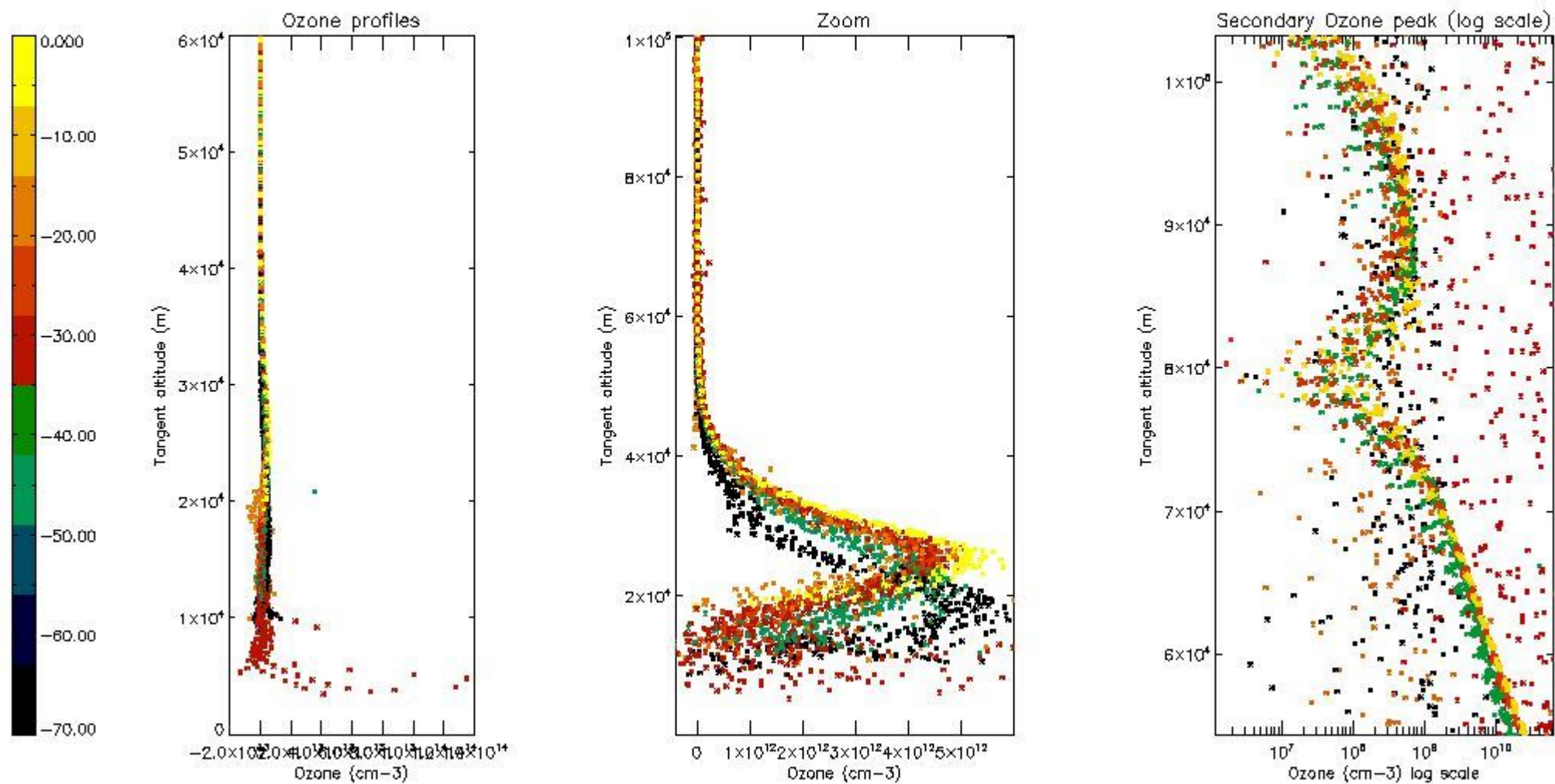
So, the table below shows the percentage of dark limb and valid observations for each criteria with respect to the overall valid daily observations.

Criteria	% of total production
All STD	28
STD < 20	14

STD < 10	10
STD < 5	7

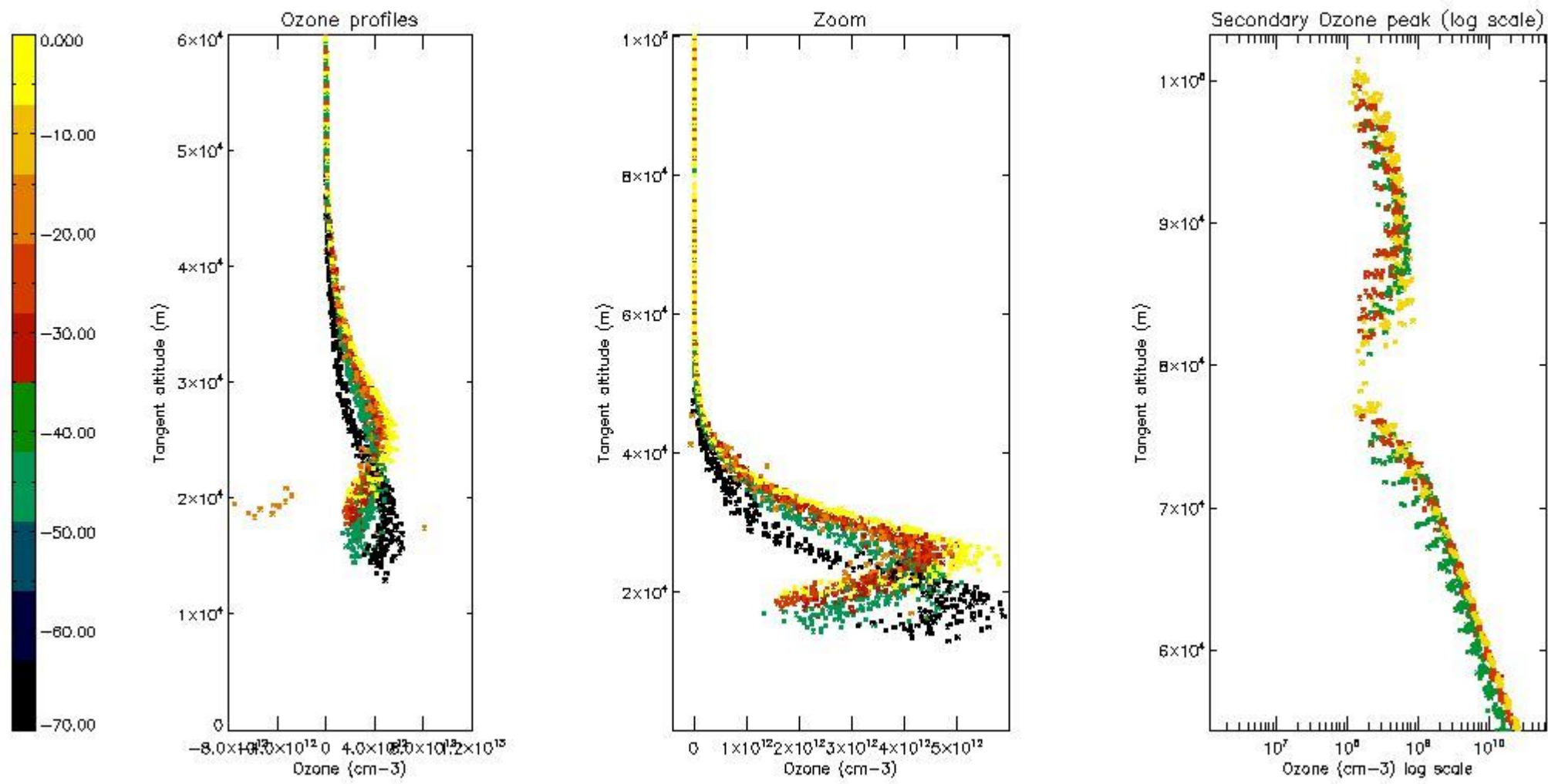
5.2 Plot ozone profiles for all STD (dark without errors)

The colorbar represents the latitude.



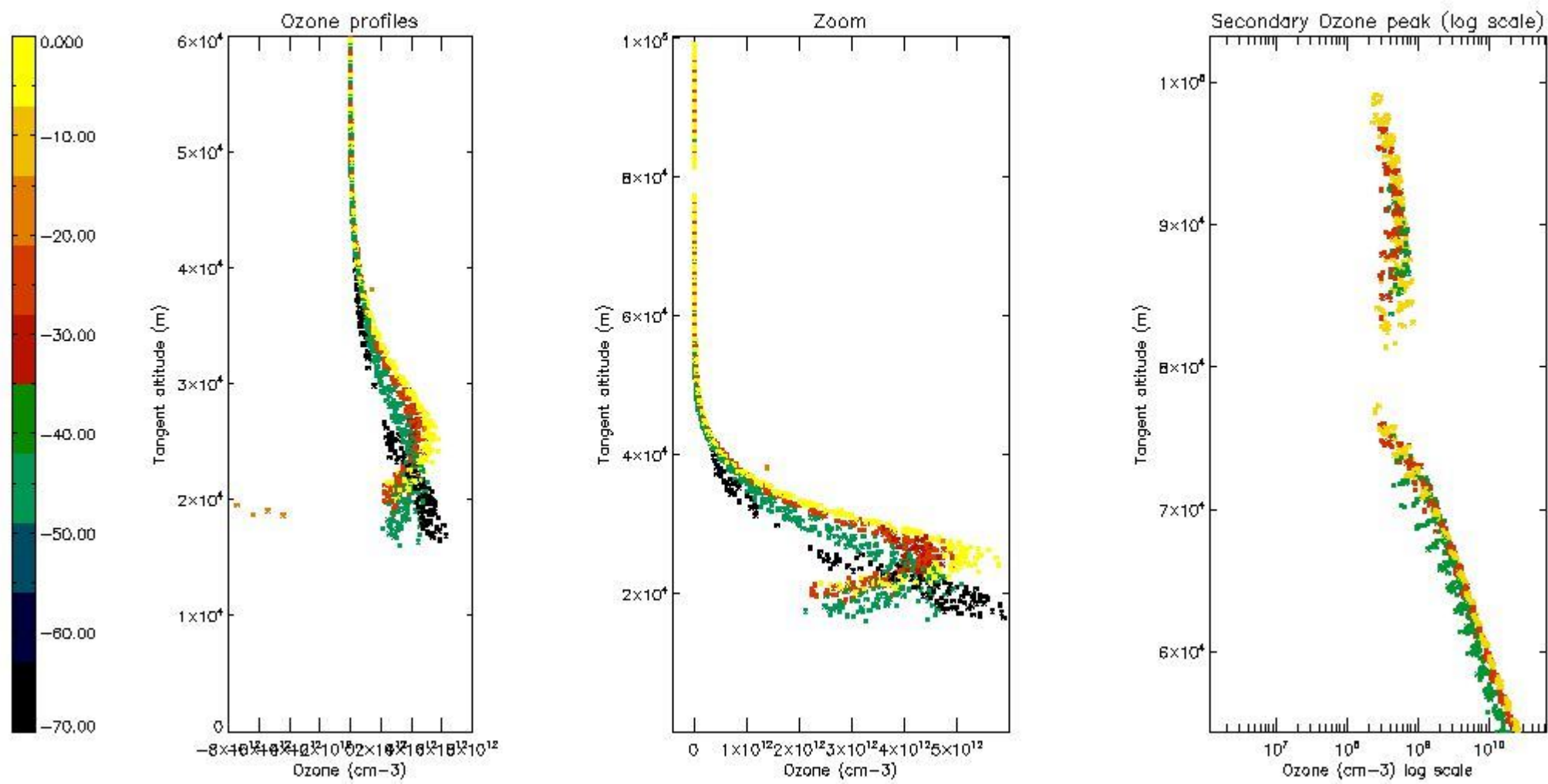
5.3 Plot ozone profiles where STD < 20% (dark without errors)

The colorbar represents the latitude.



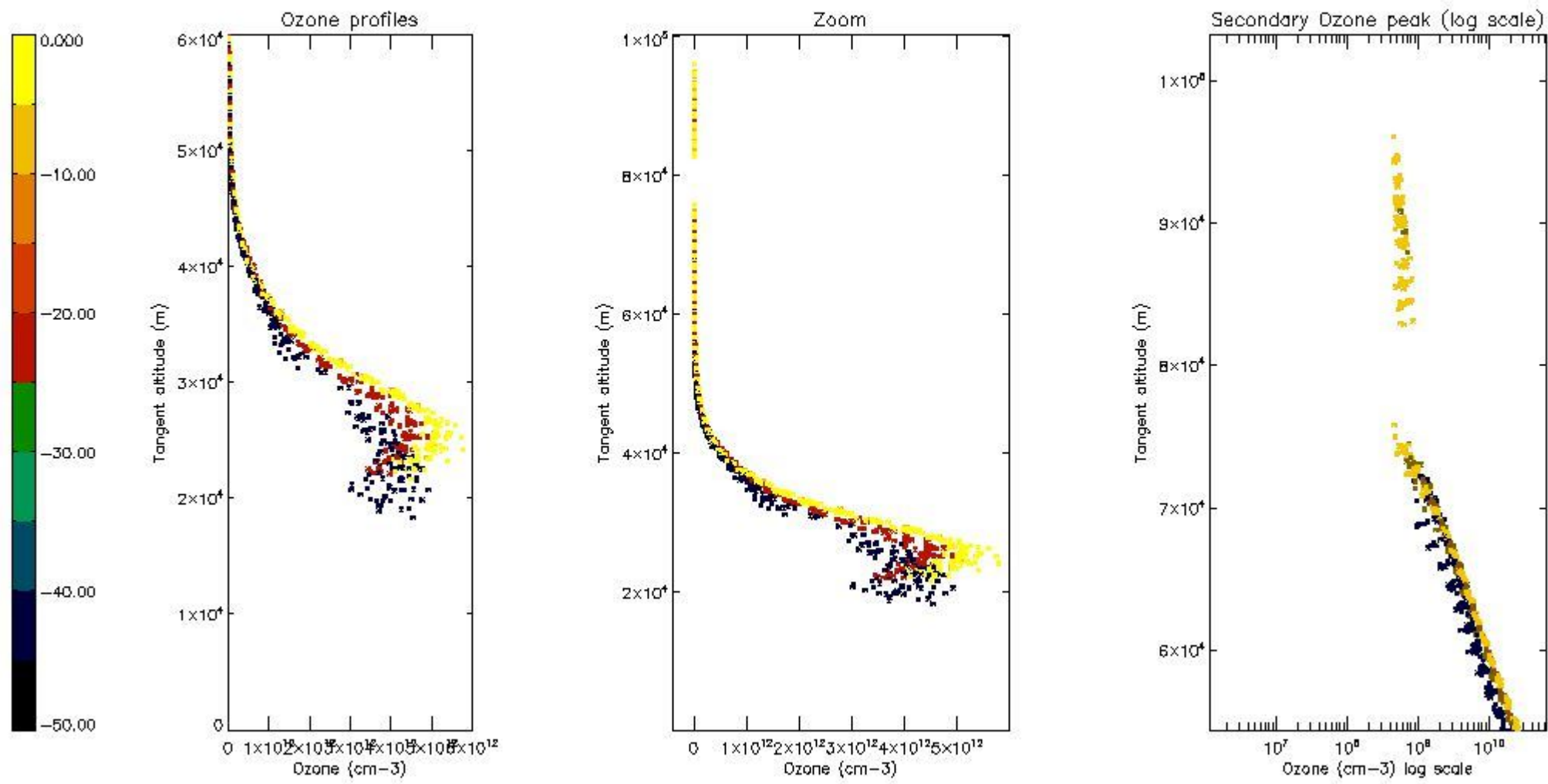
5.4 Plot ozone profiles where STD < 10% (dark without errors)

The colorbar represents the latitude.



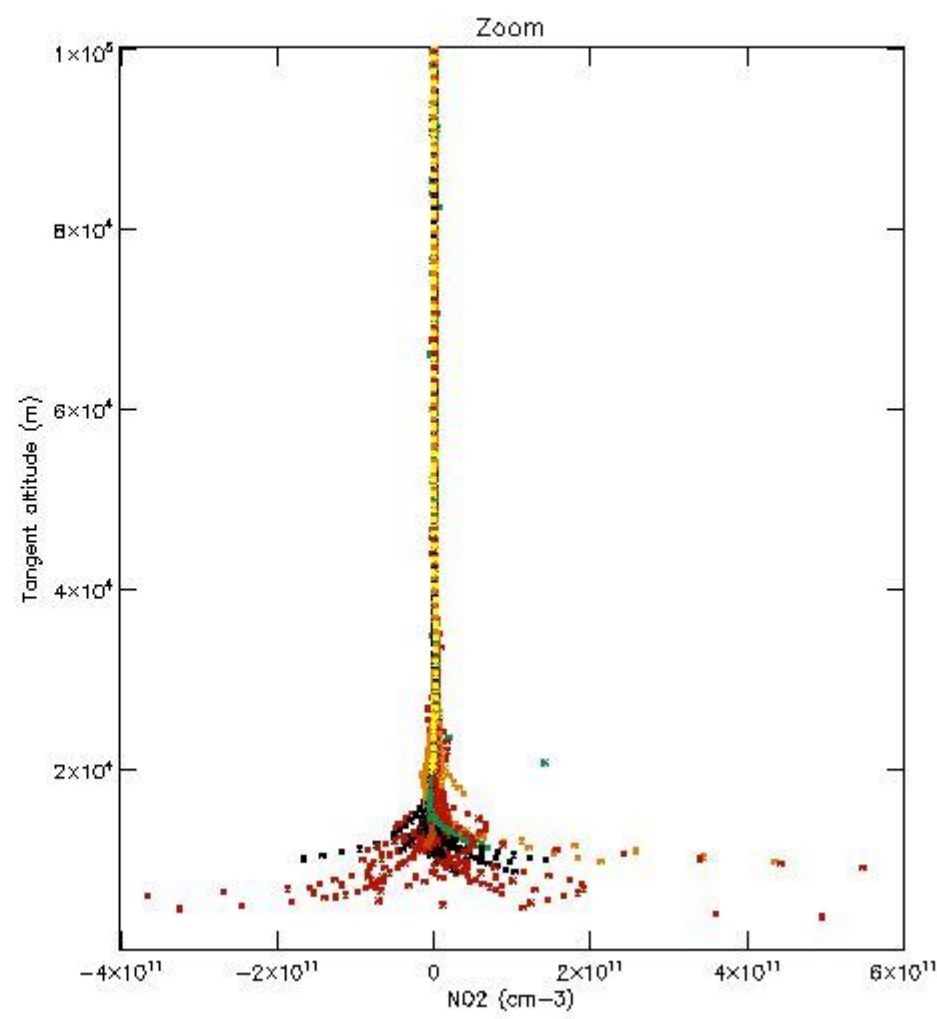
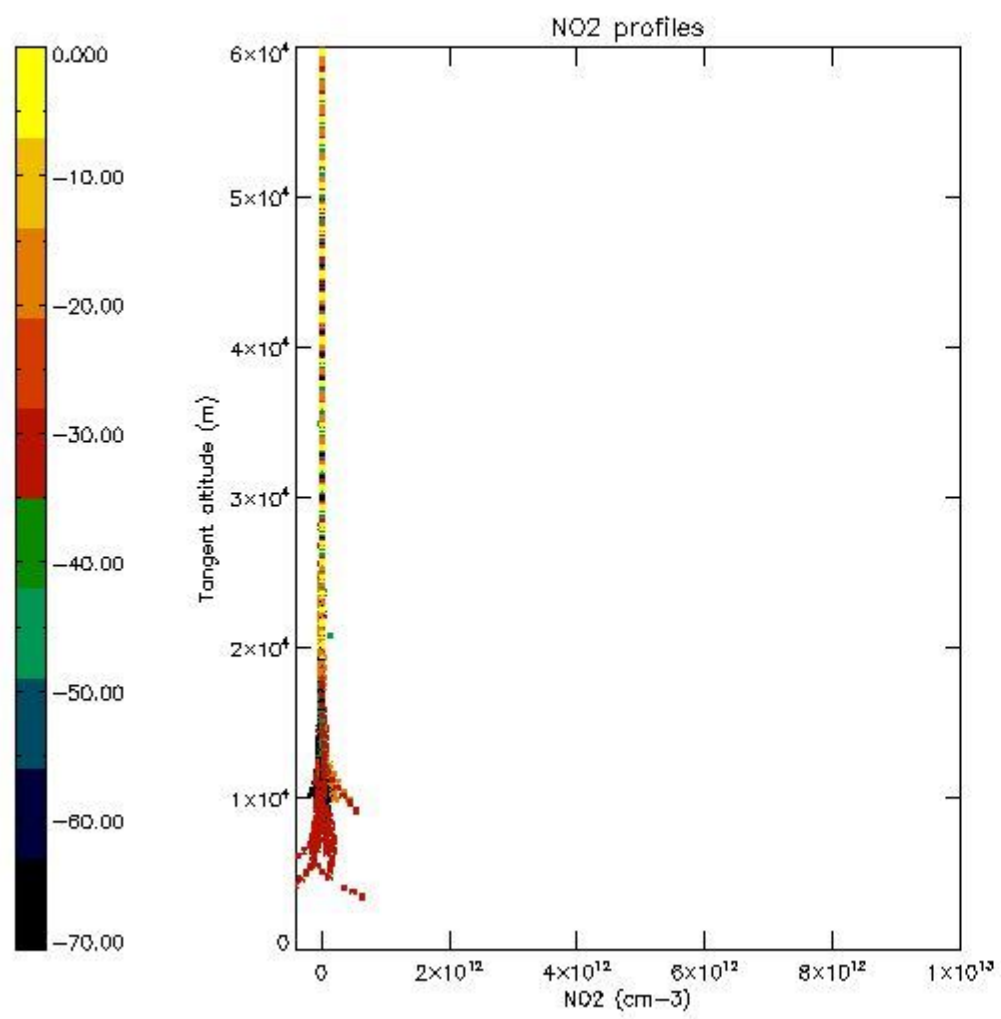
5.5 Plot ozone profiles where STD < 5% (dark without errors)

The colorbar represents the latitude.



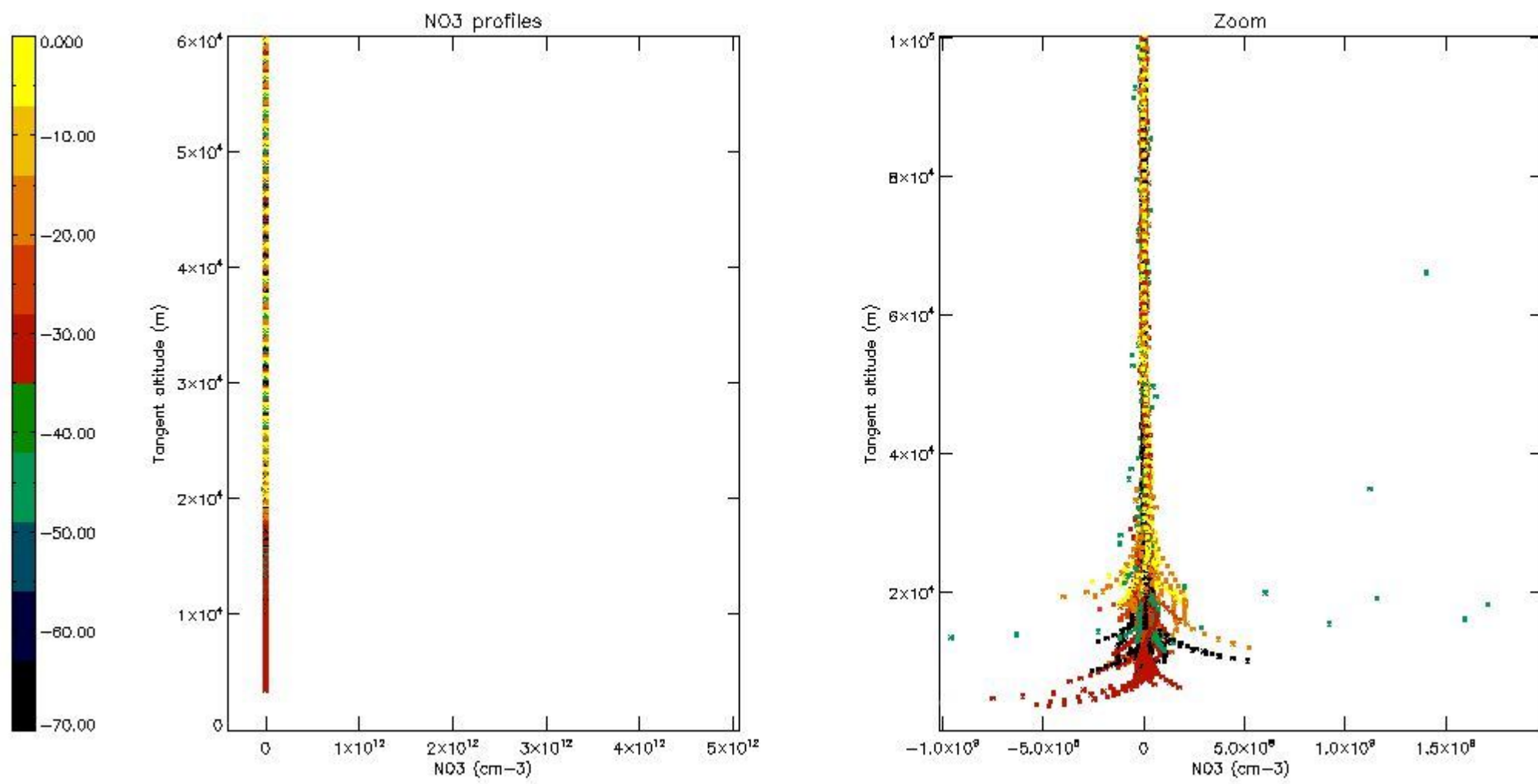
5.6 Plot NO₂ profiles for all STD (dark without errors)

The colorbar represents the latitude.



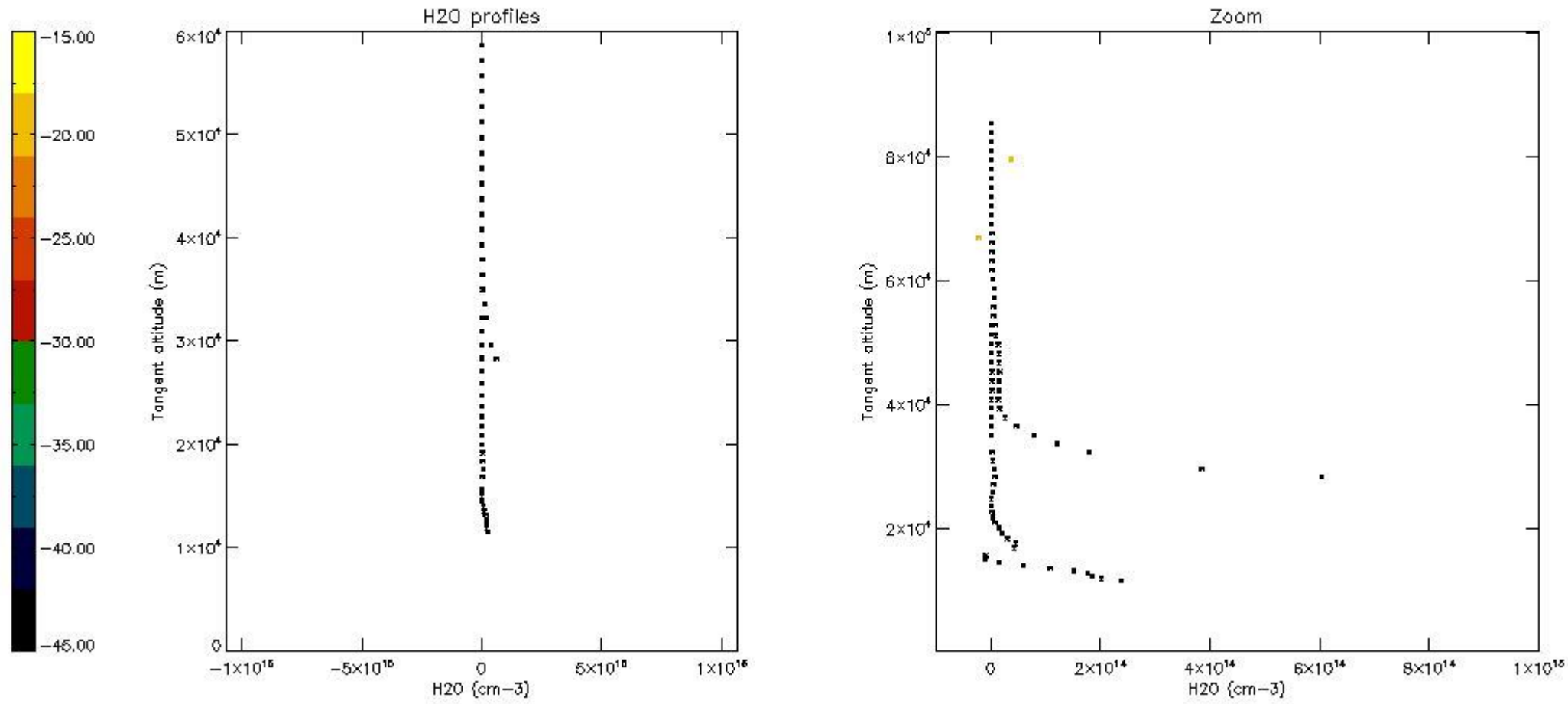
5.7 Plot NO3 profiles for all STD (dark without errors)

The colorbar represents the latitude.



5.8 Plot H2O profiles for all STD (only for occultations of stars 1,2,3,4,13,14,16,26,63 dark without errors)

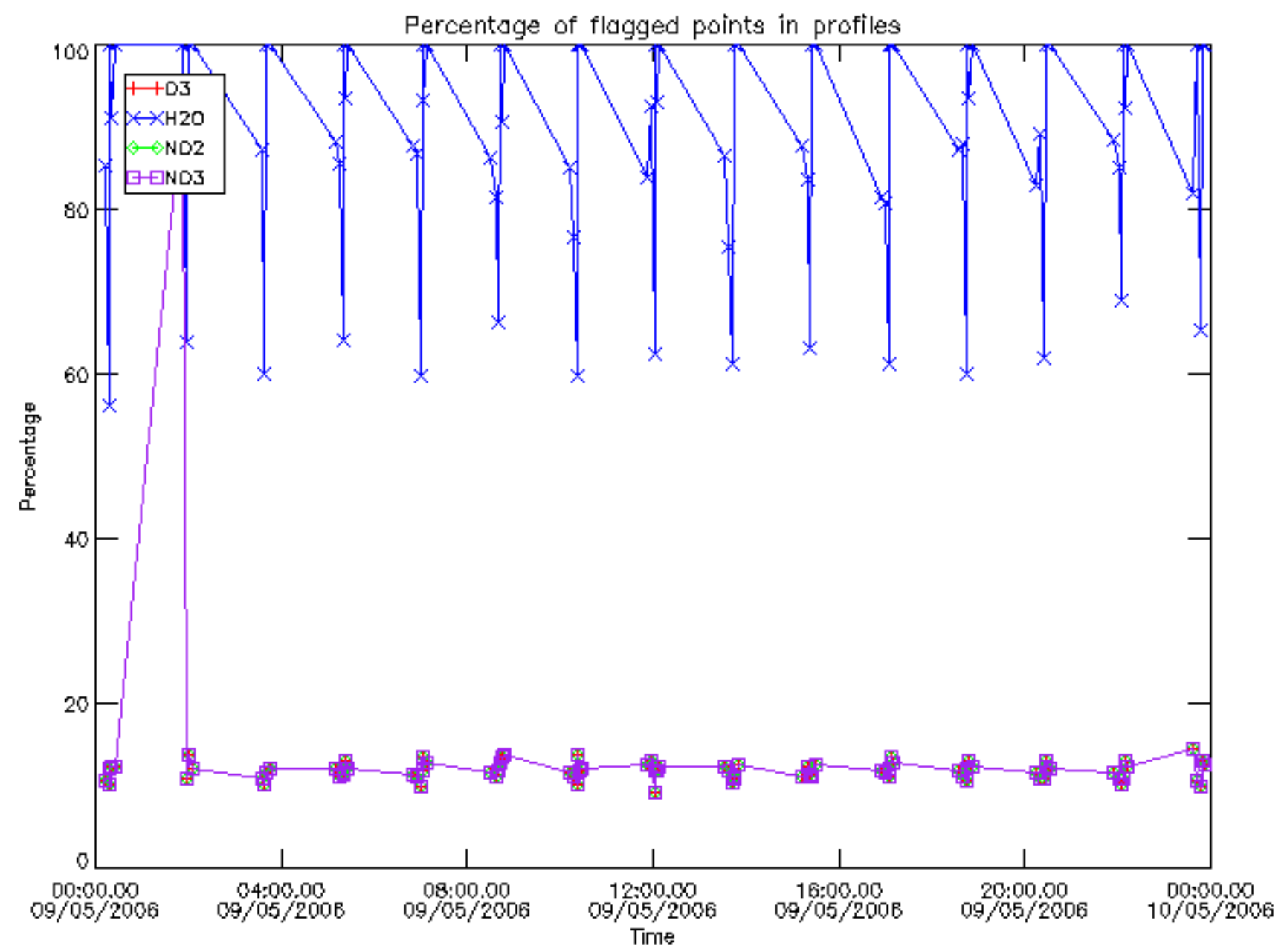
The colorbar represents the latitude.



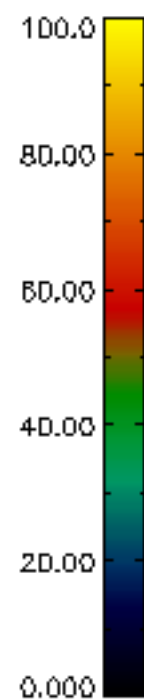
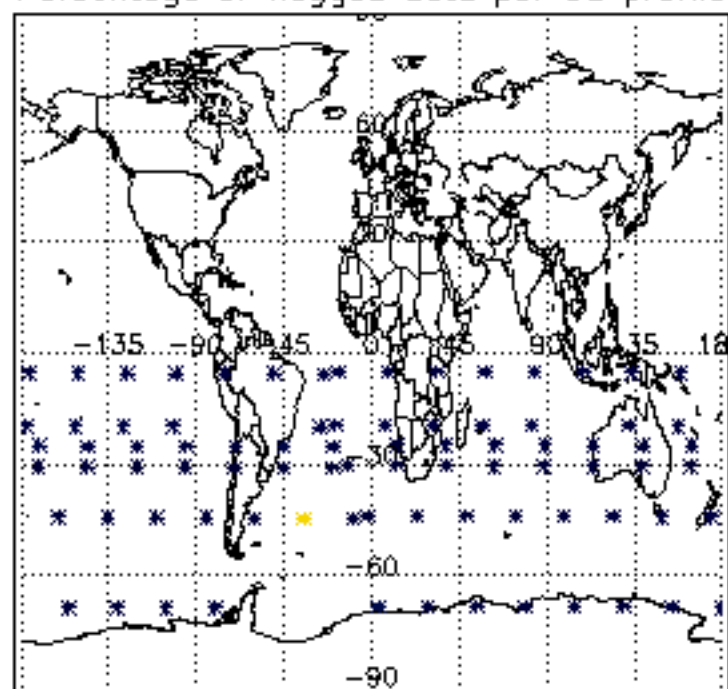
6. Auxiliary Data Files used for the production reported in section 2

The number reported in the third column indicates since which file (see list in section 2) the corresponding auxiliary file has been used. The fourth column is the date of those product files.

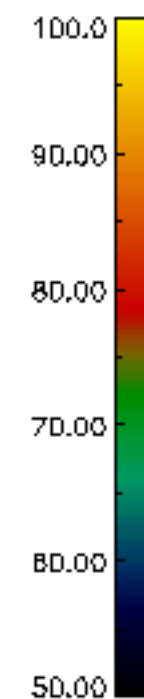
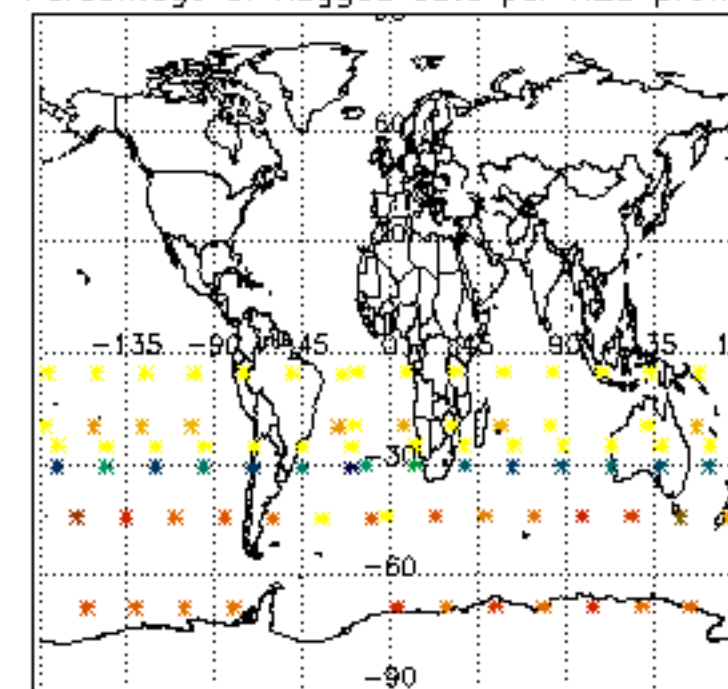
Type	Auxiliary Filename	Used since product	Used since product date
INST_PHYS_CHARACTERISTICS	GOM_INS_AXVIEC20091111_143220_20030716_120000_20500101_000000	1	09-MAY-2006 00:13:15
LEVEL-2_PROC_CONFIG	GOM_PR2_AXVIEC20091111_152718_20020301_000000_20500101_000000	1	09-MAY-2006 00:13:15
CROSS_SECTIONS_FILE	GOM_CRS_AXVIEC20091111_154832_20020301_000000_20500101_000000	1	09-MAY-2006 00:13:15



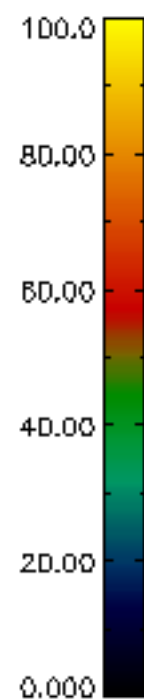
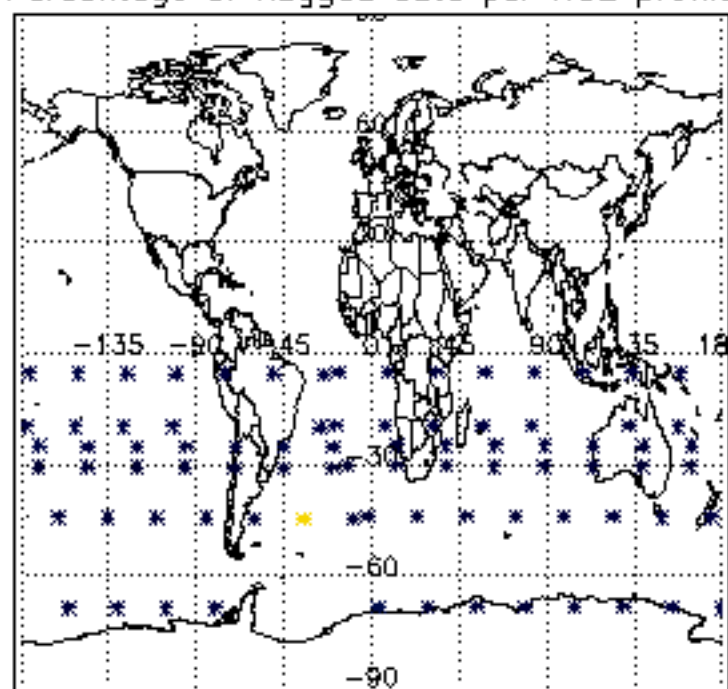
Percentage of flagged data per D3 profile



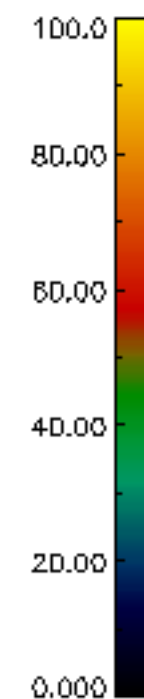
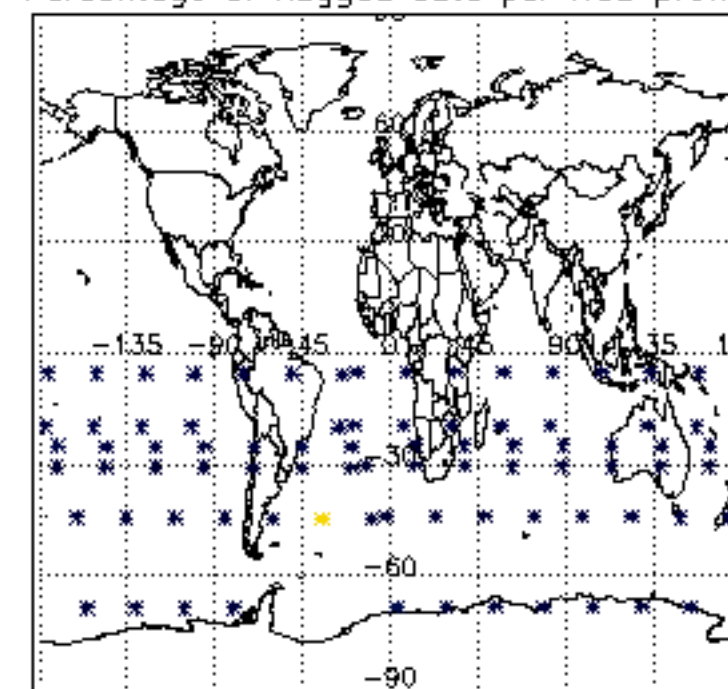
Percentage of flagged data per H2O profile

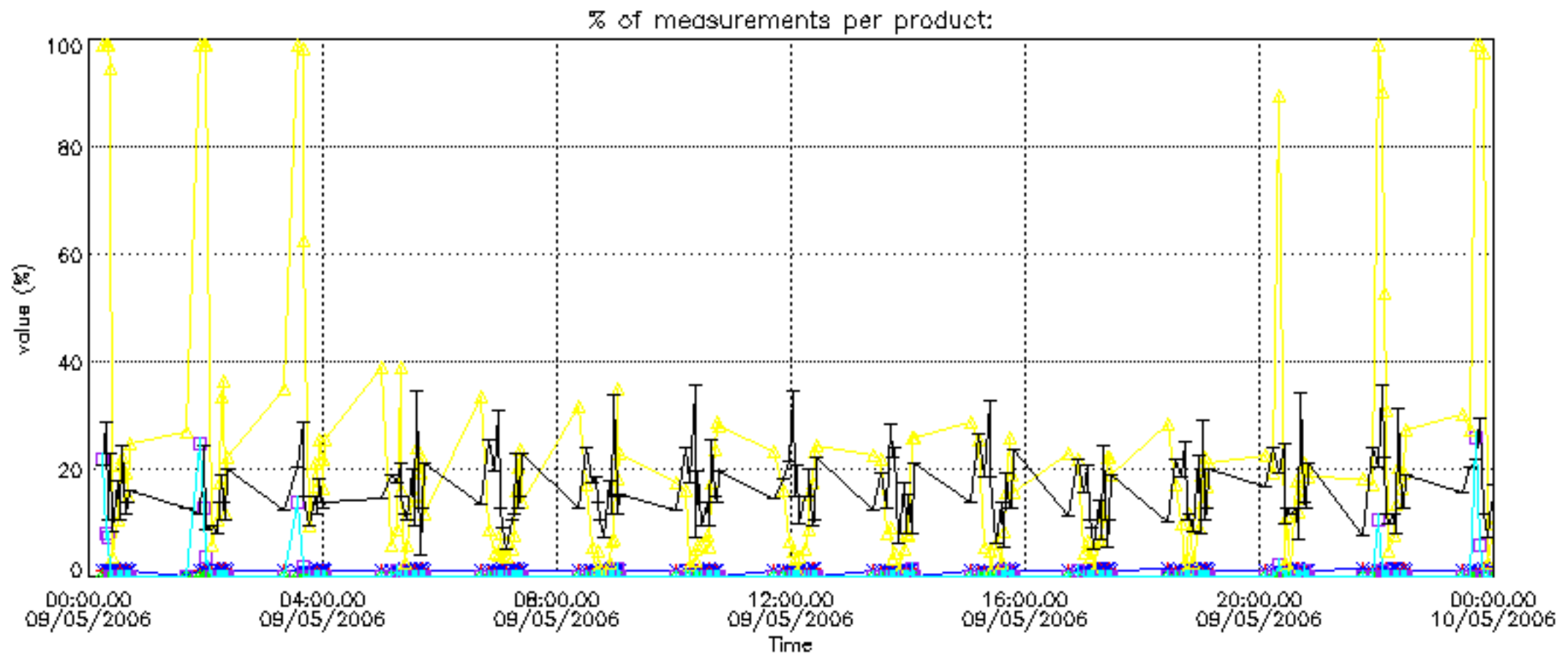


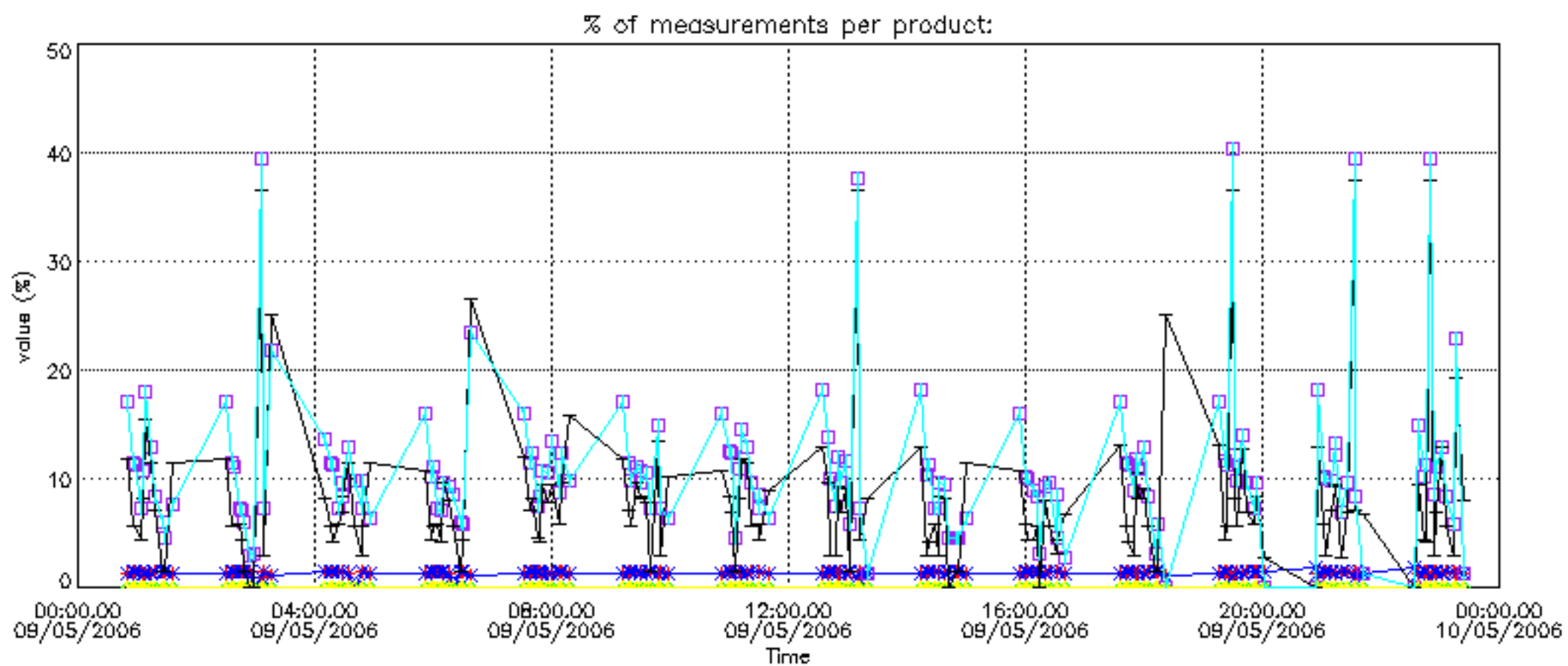
Percentage of flagged data per NO2 profile



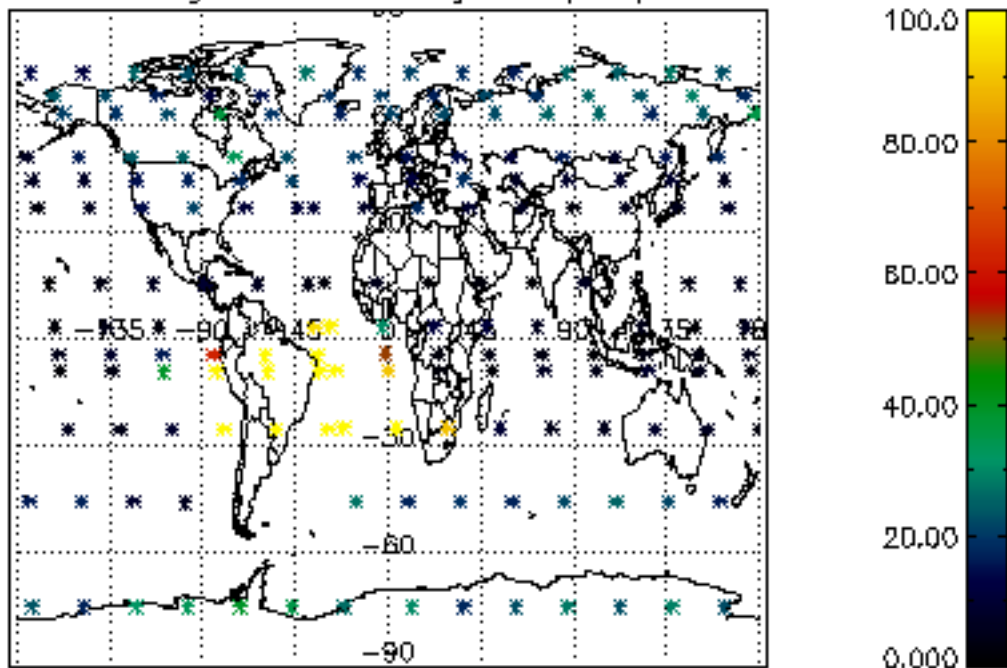
Percentage of flagged data per NO3 profile



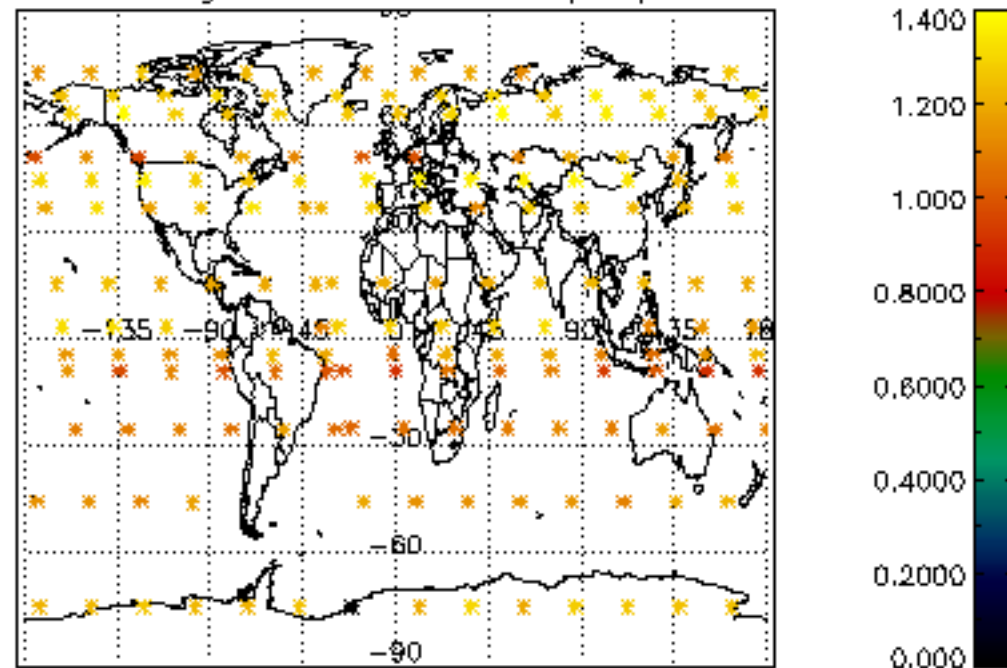




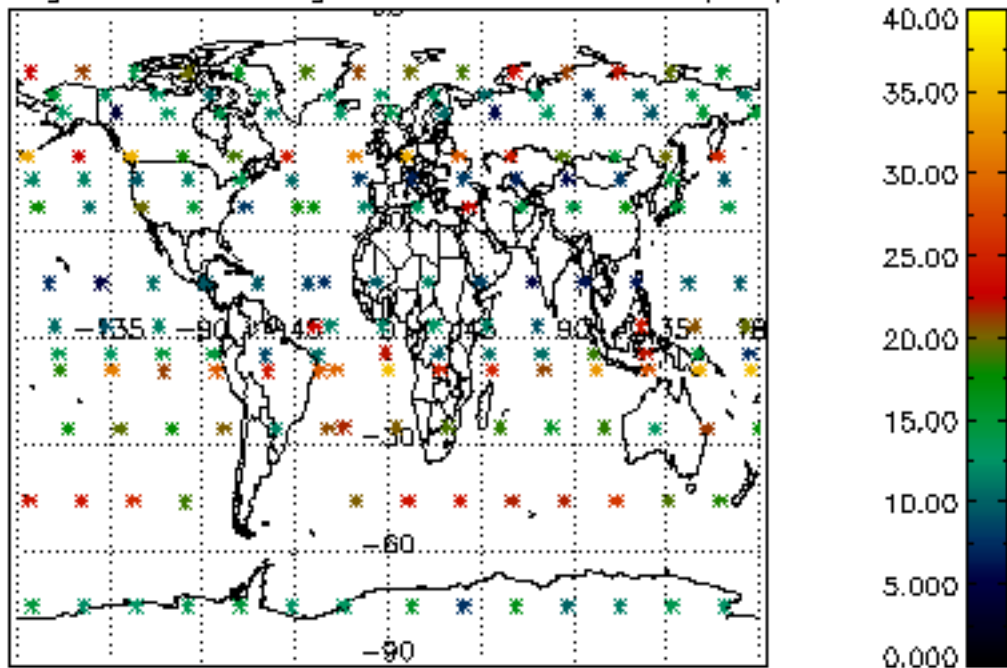
Percentage of cosmic ray hits per profile



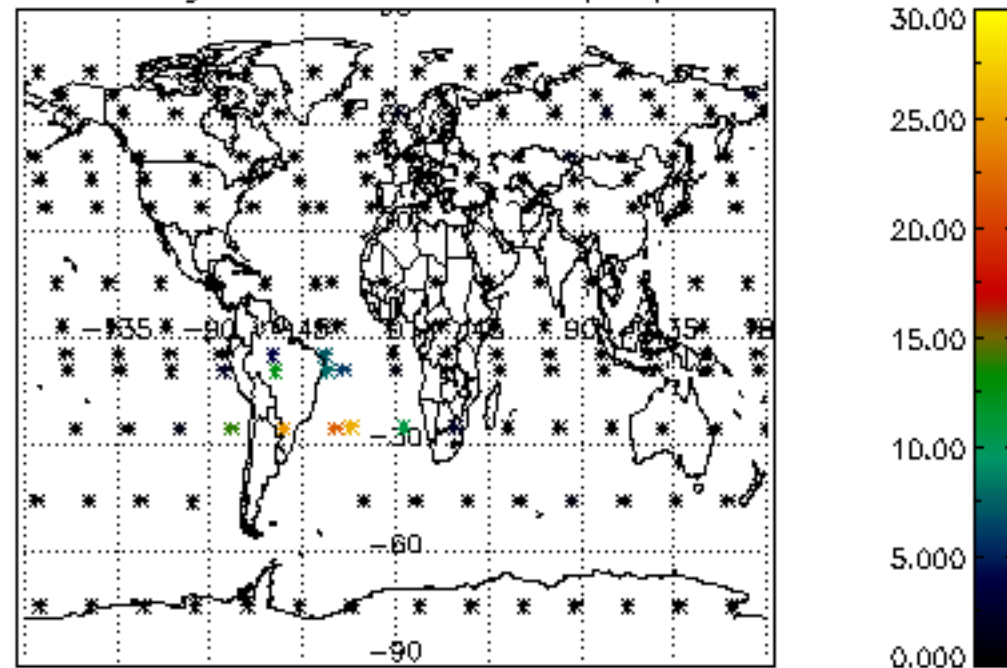
Percentage of datation errors per profile



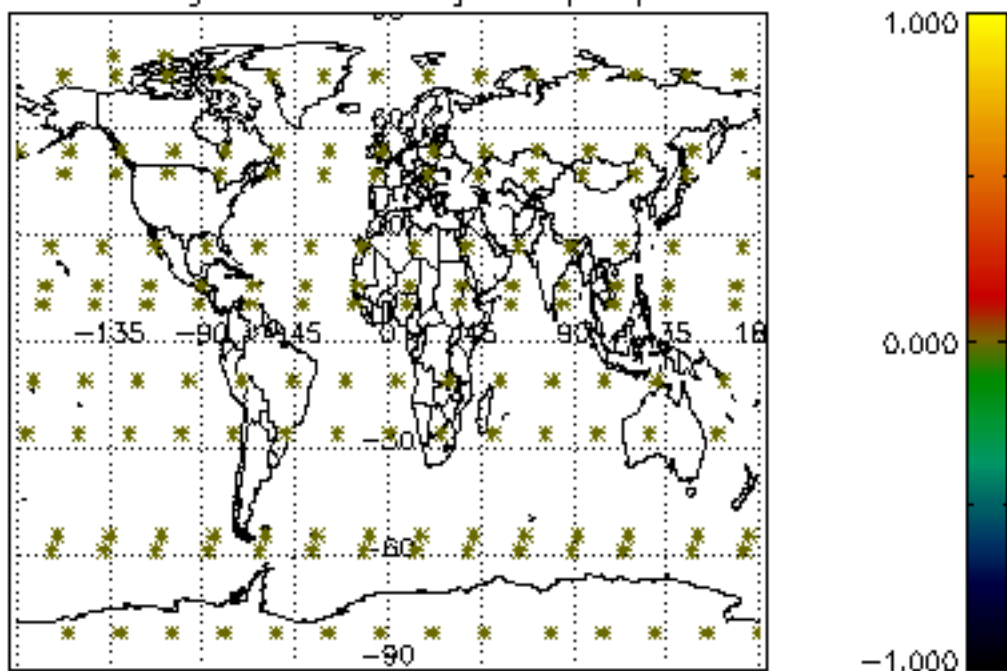
Percentage of star falling outside central band per profile



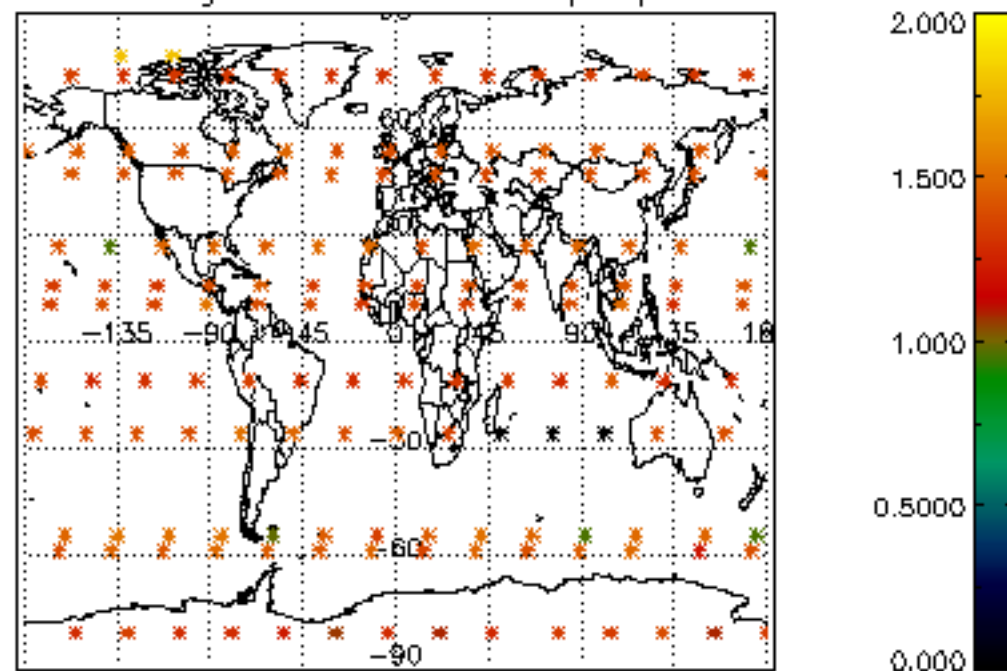
Percentage of saturation errors per profile



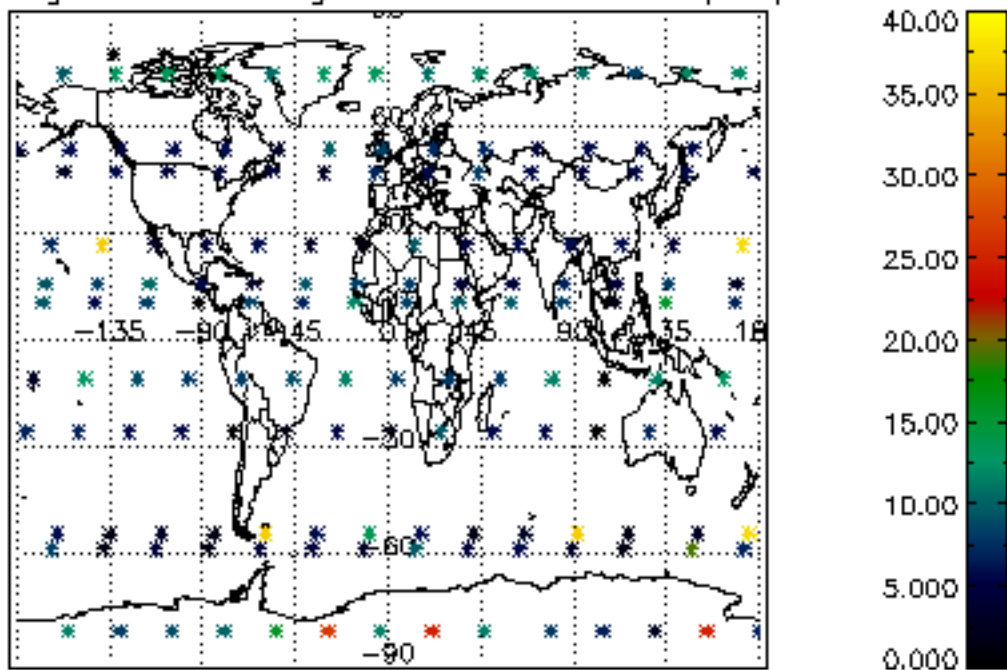
Percentage of cosmic ray hits per profile



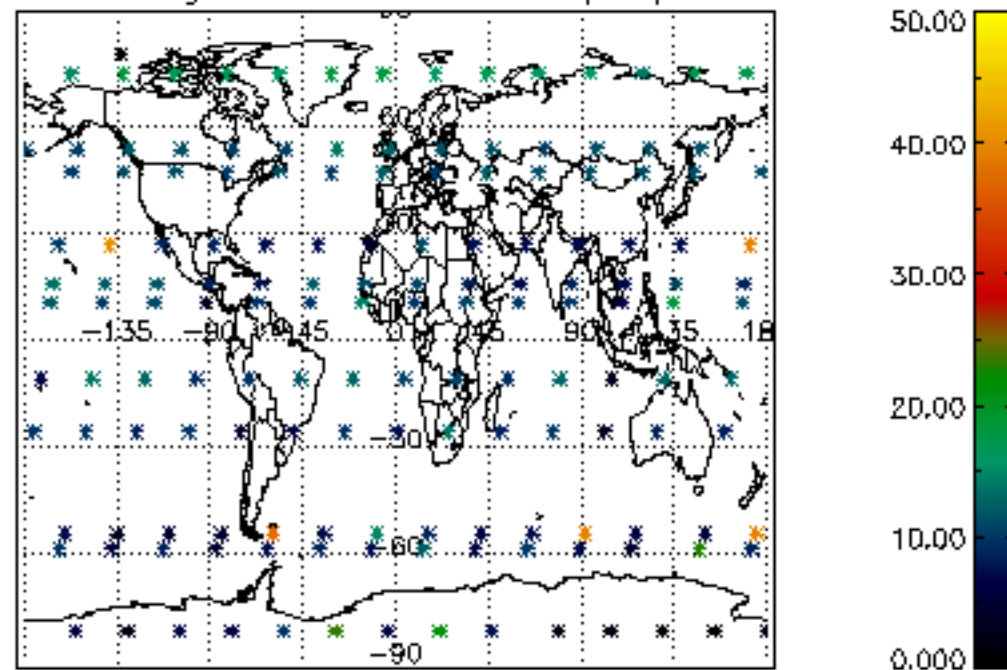
Percentage of datation errors per profile

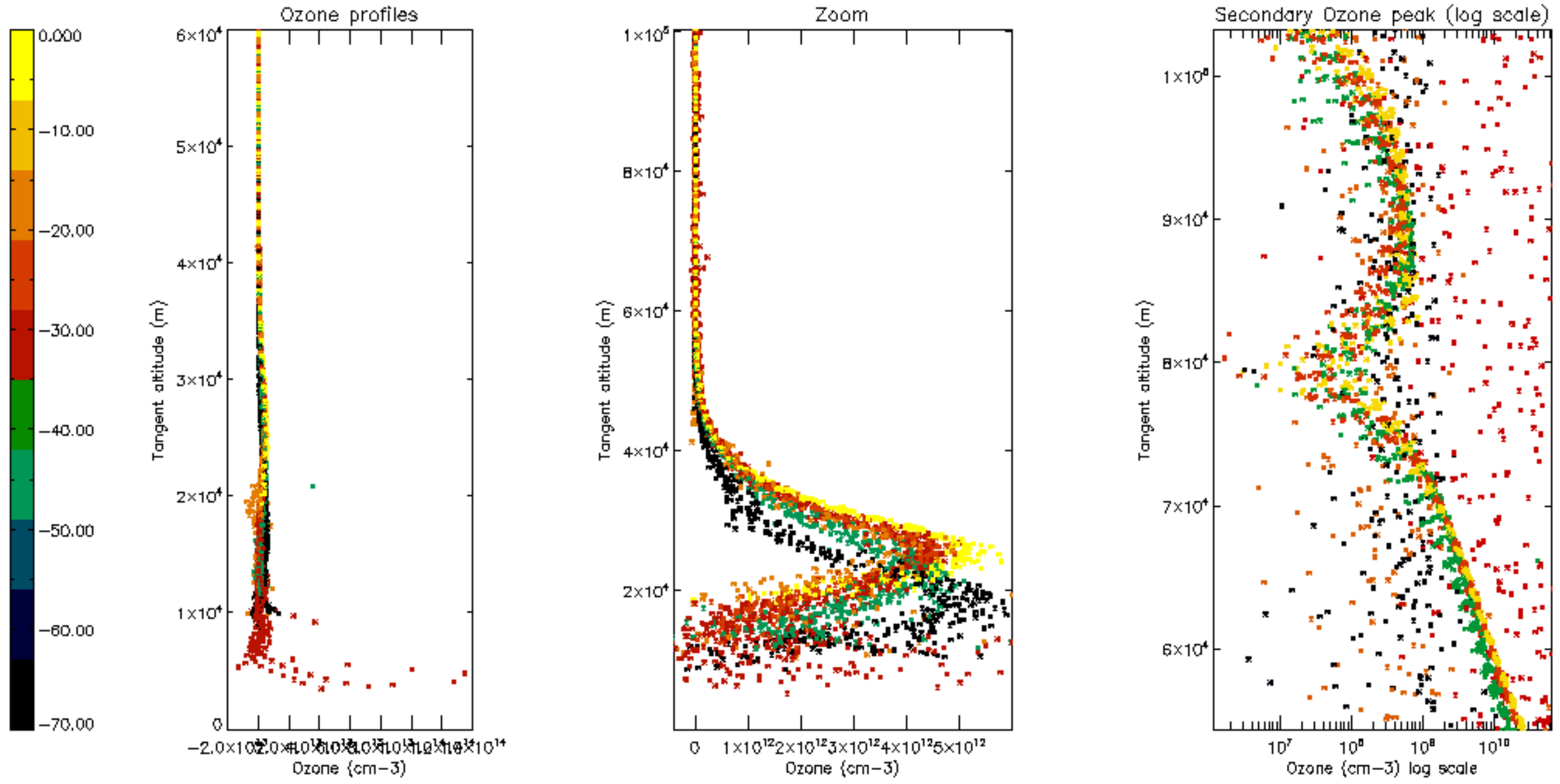


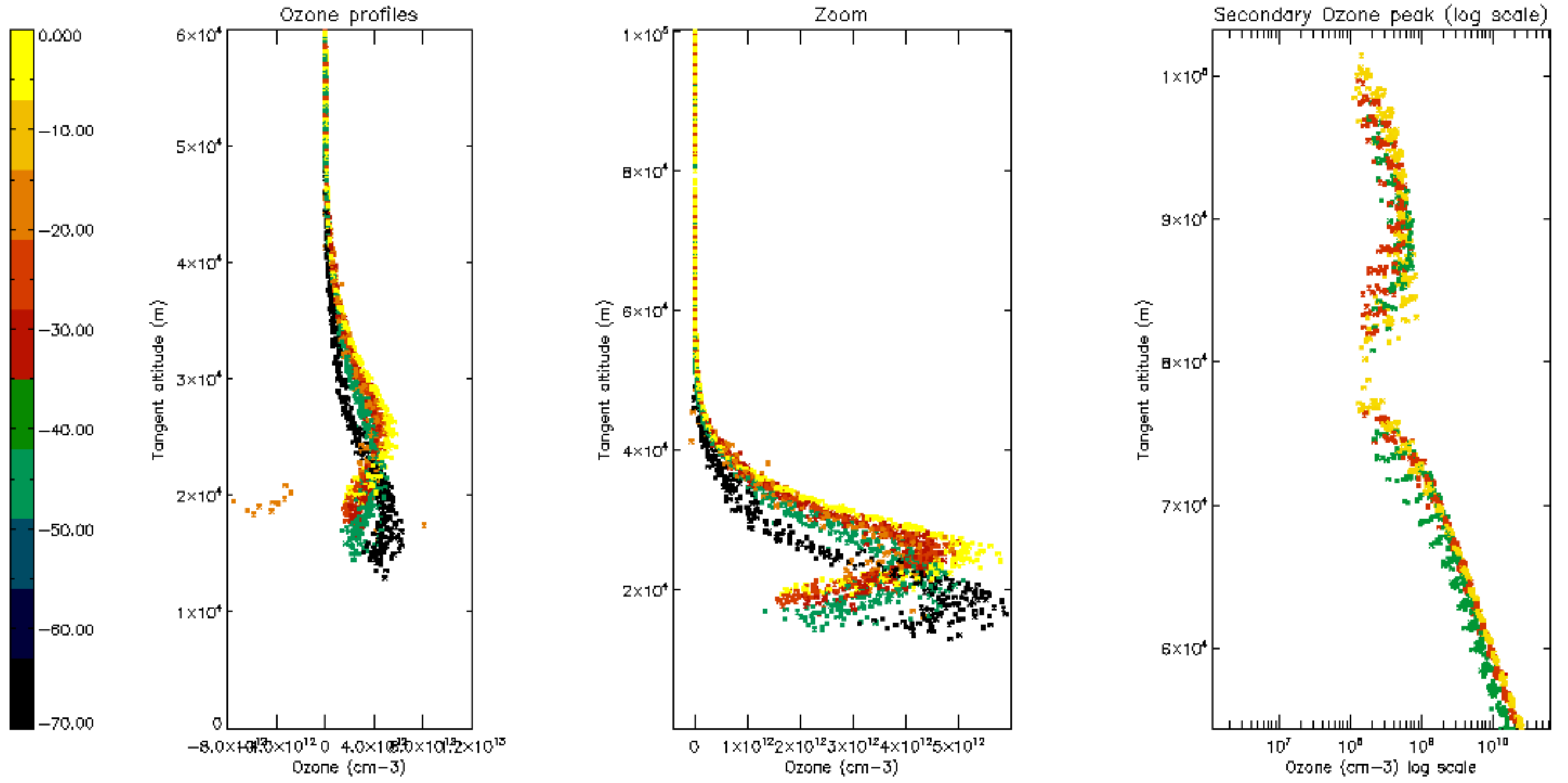
Percentage of star falling outside central band per profile

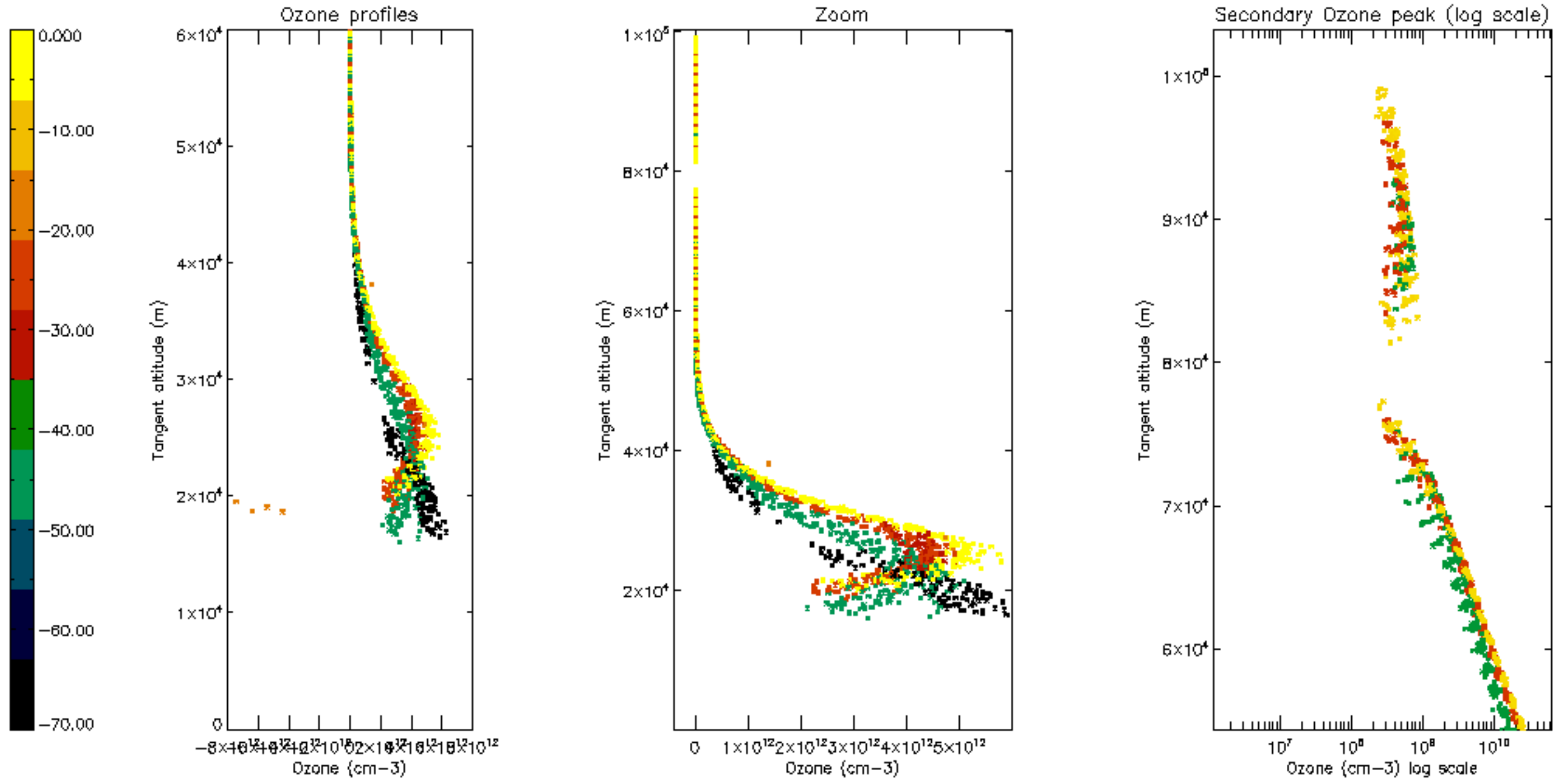


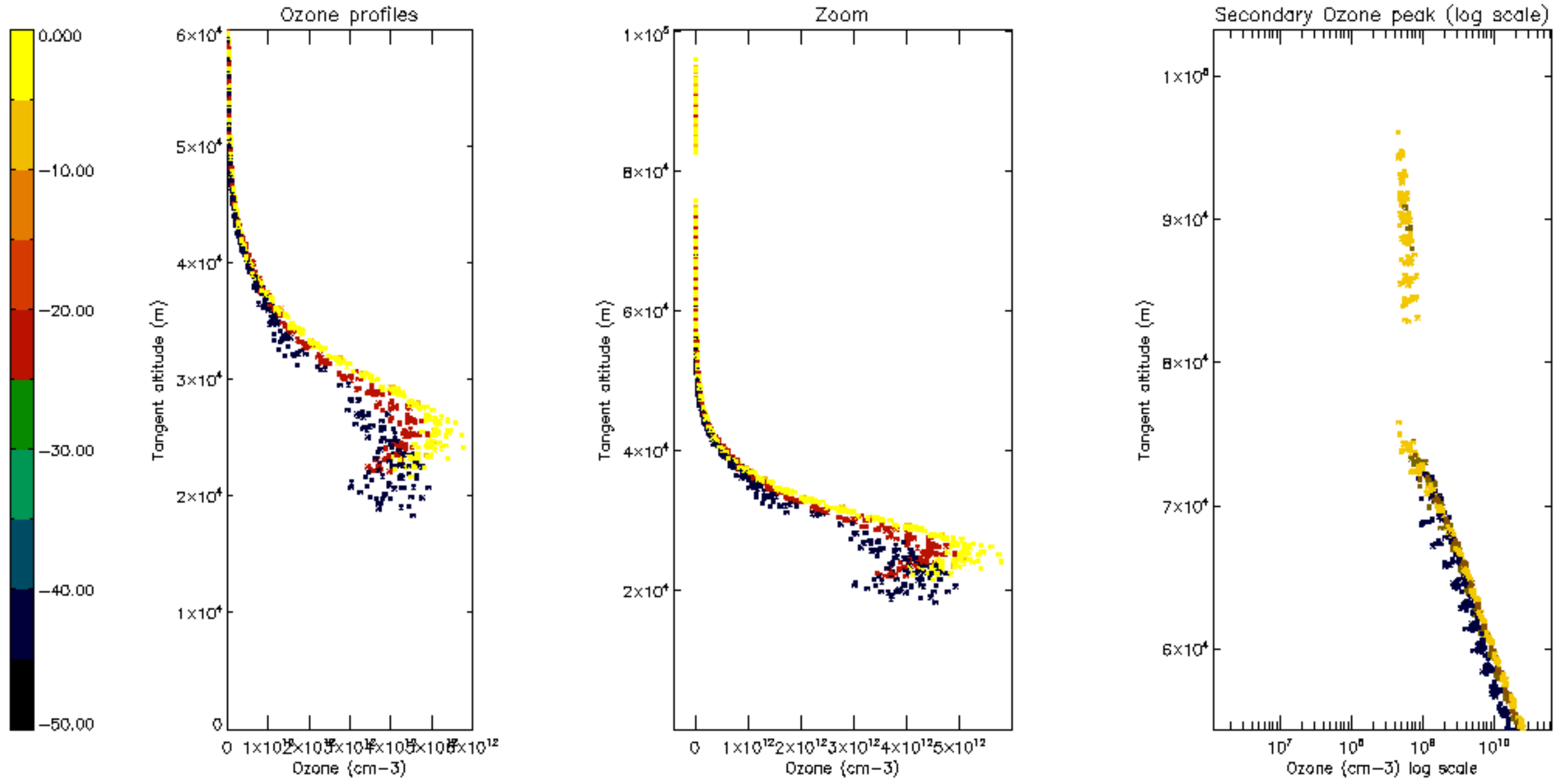
Percentage of saturation errors per profile

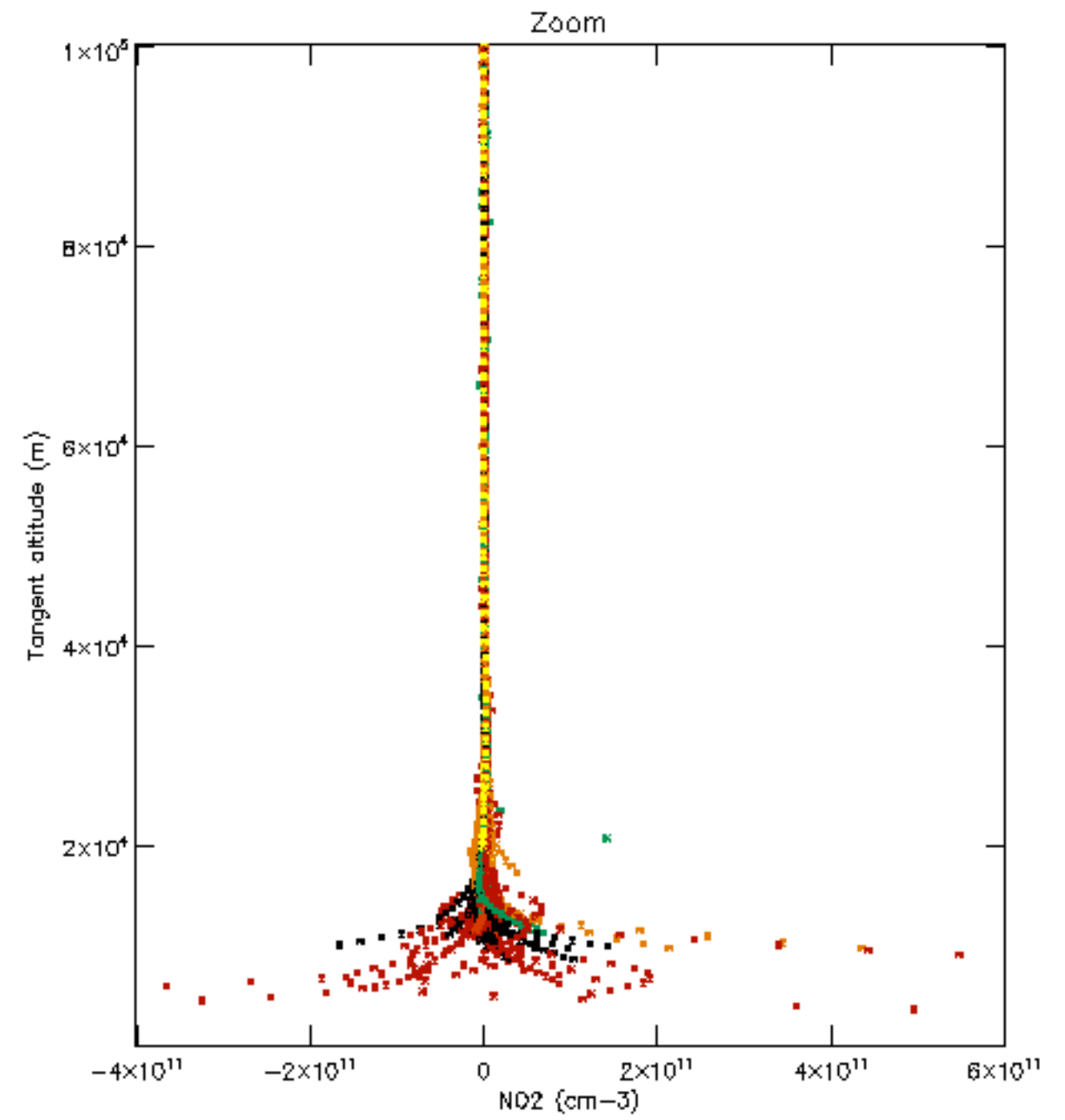
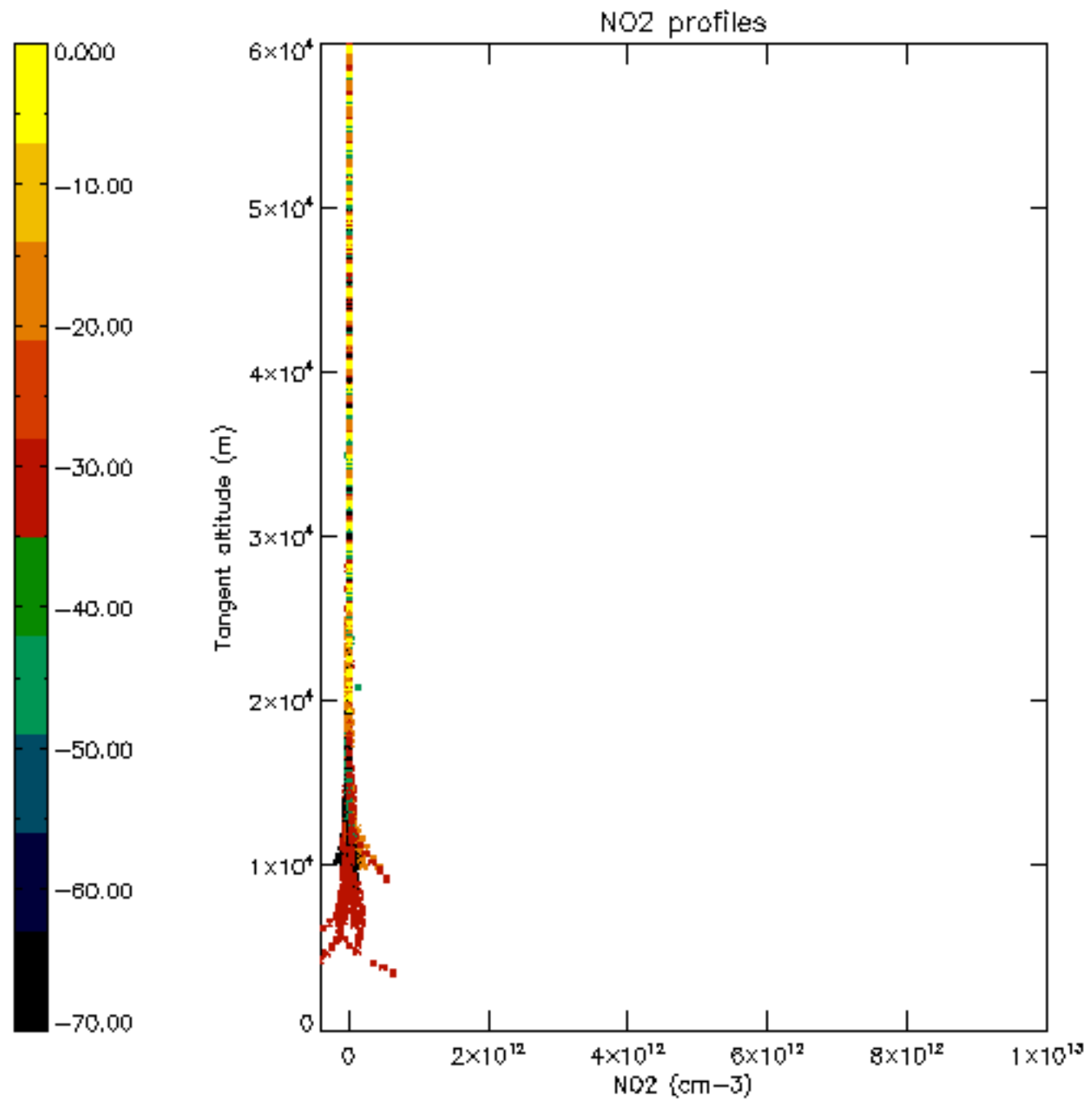


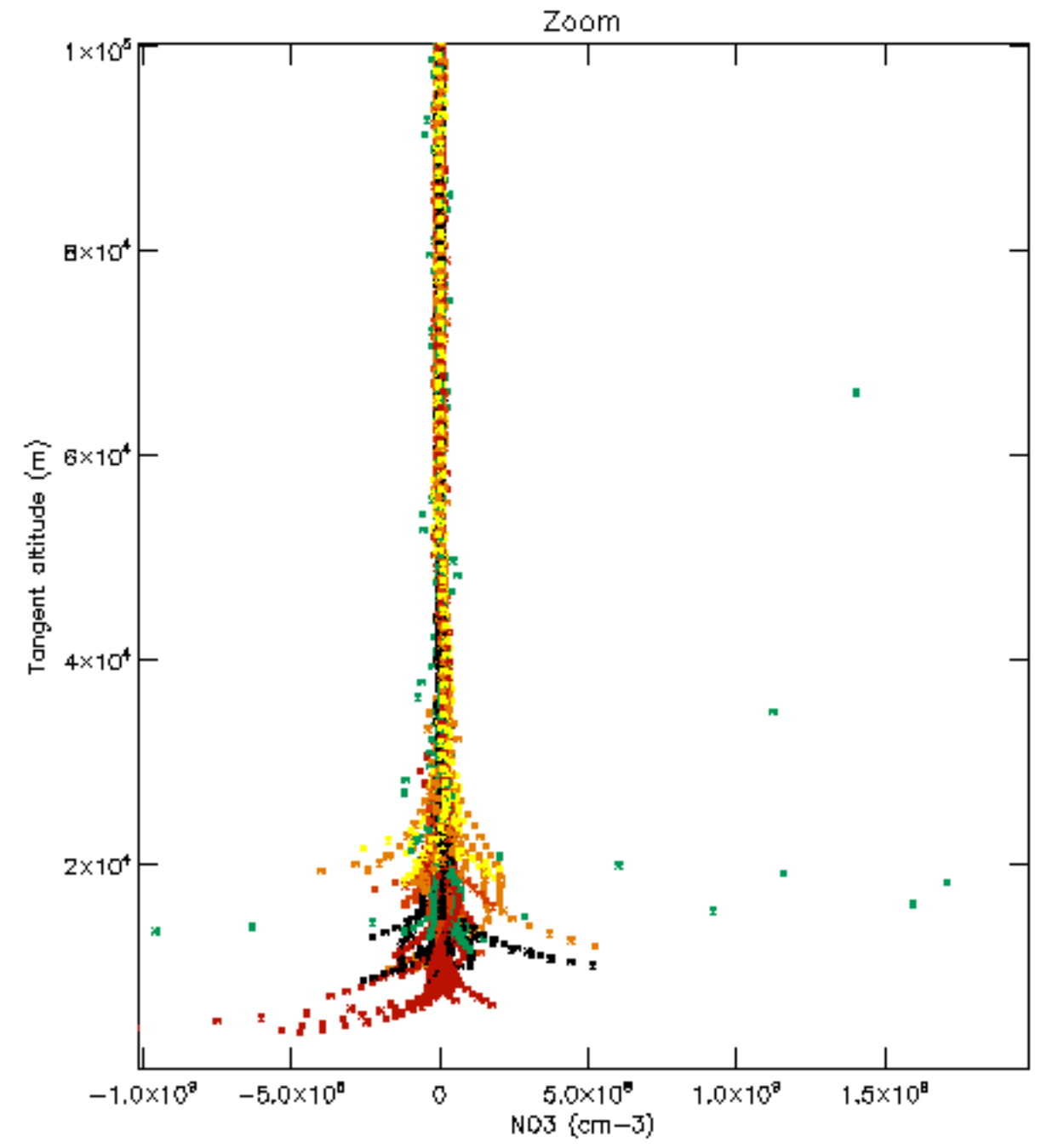
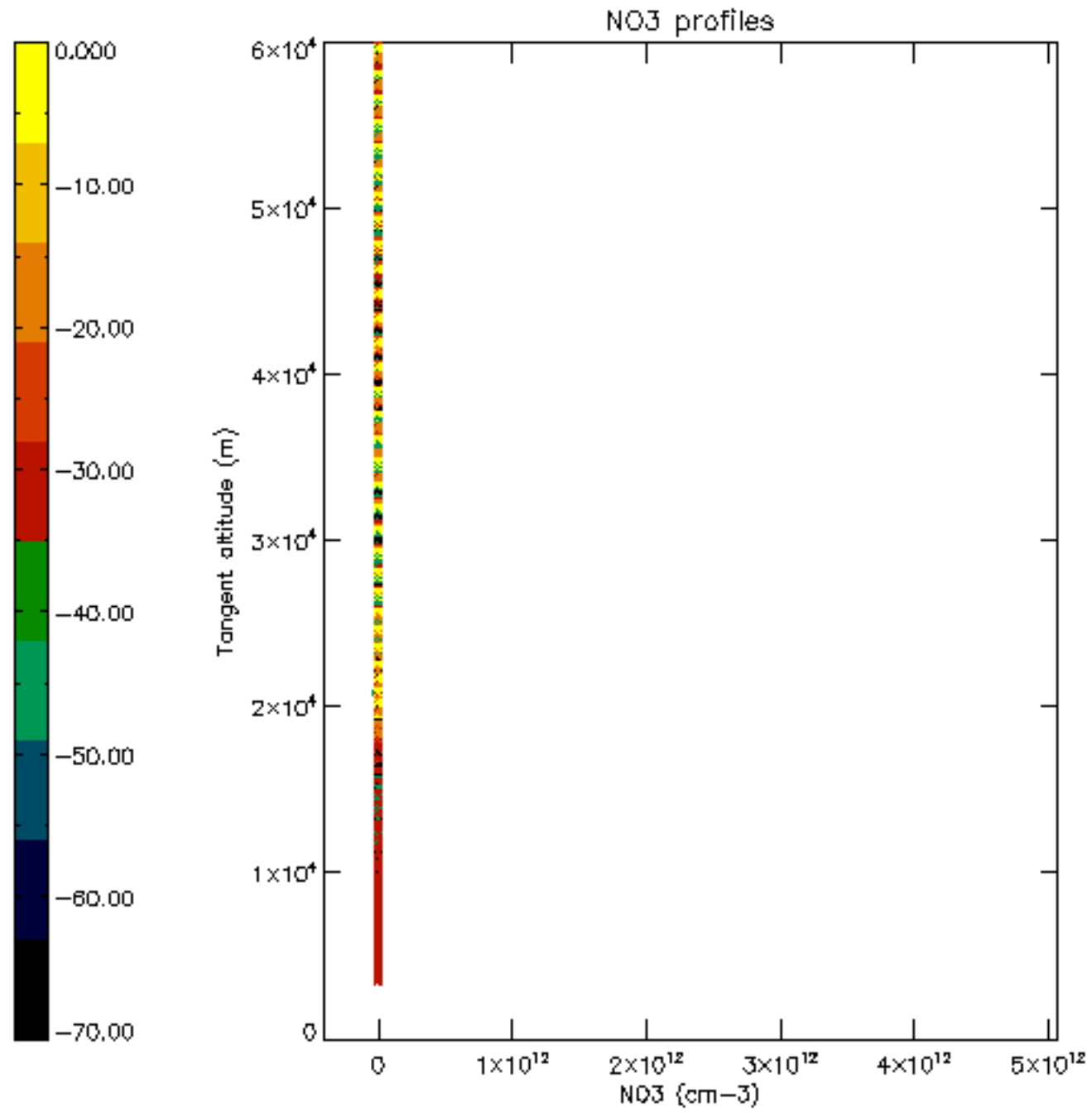


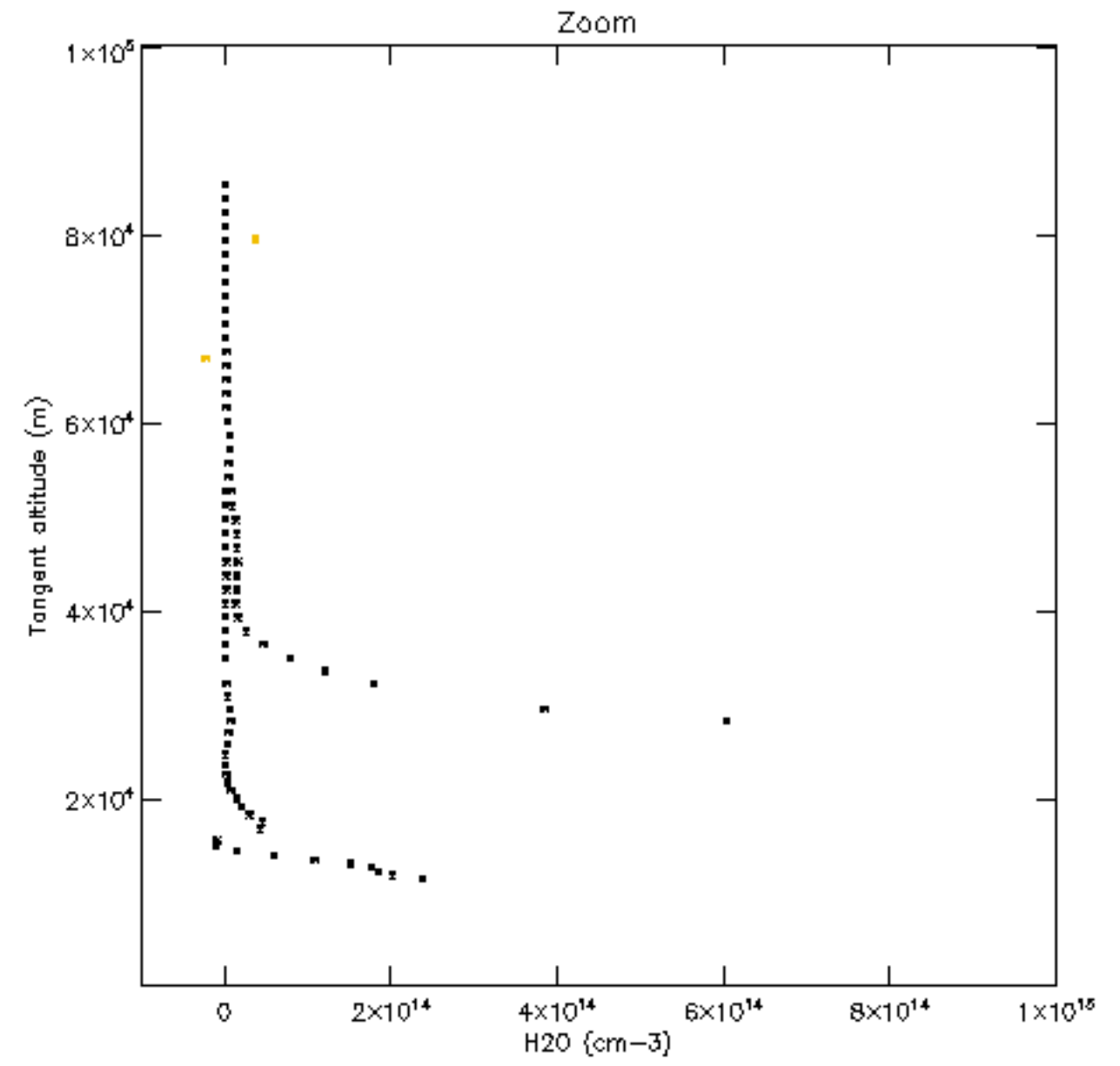
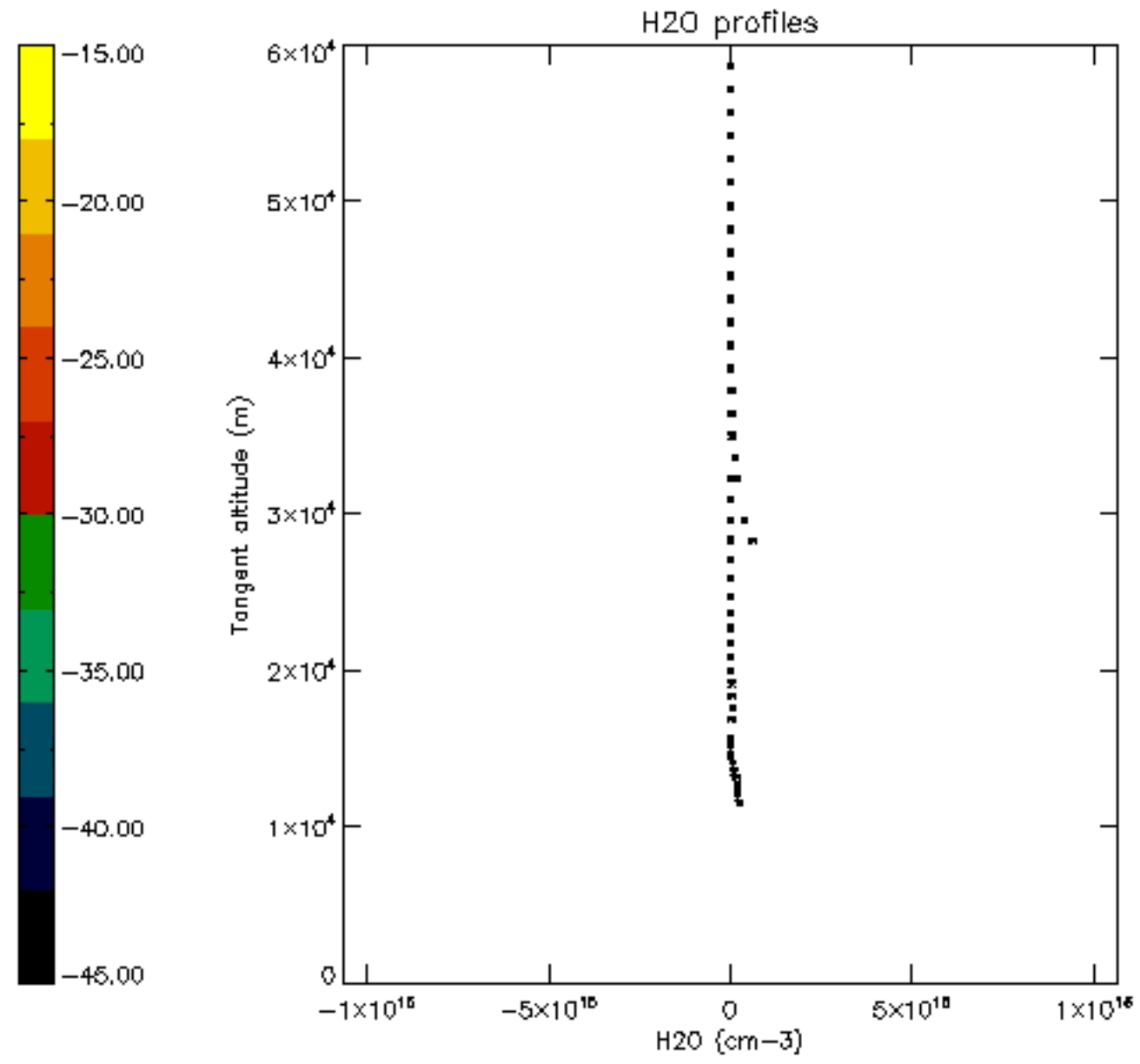


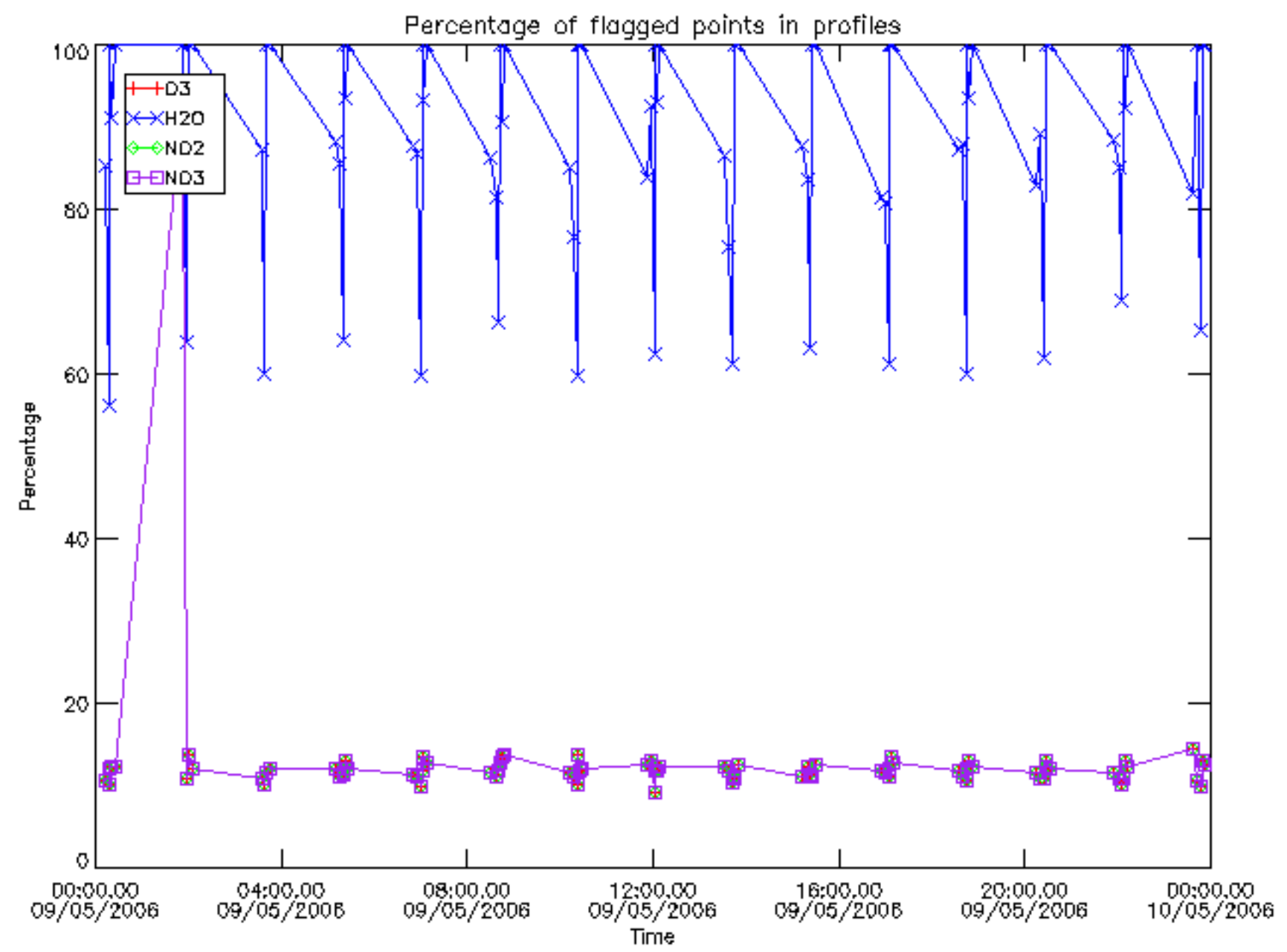




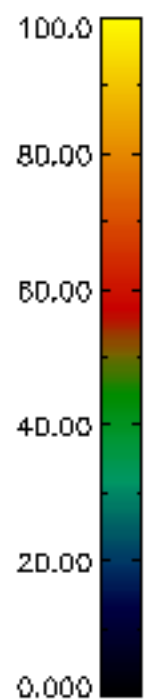
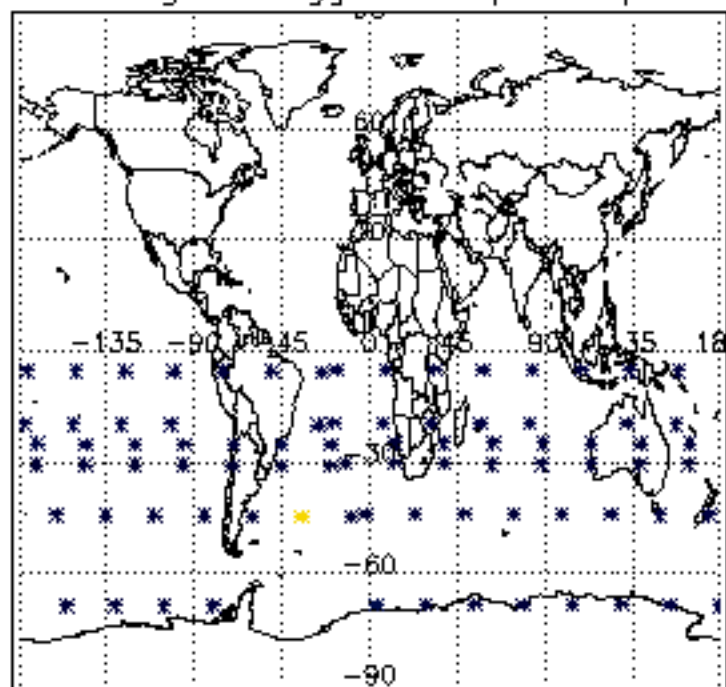




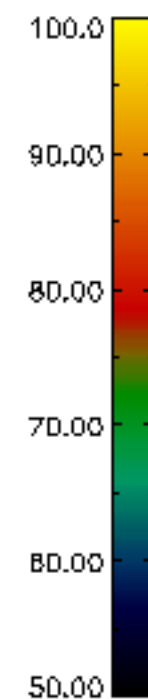
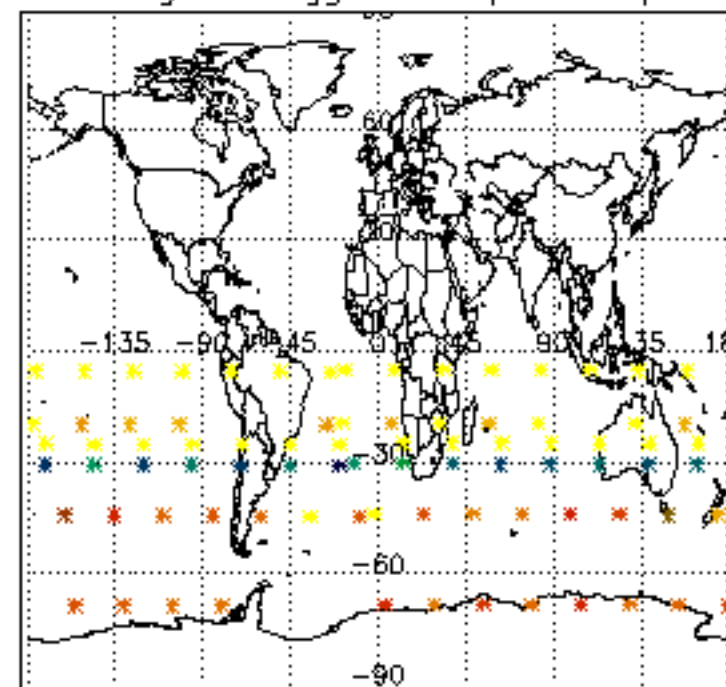




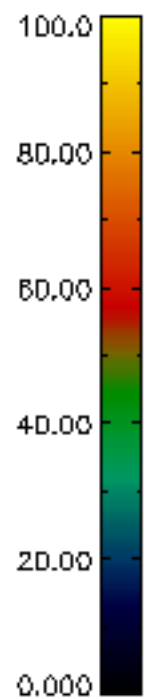
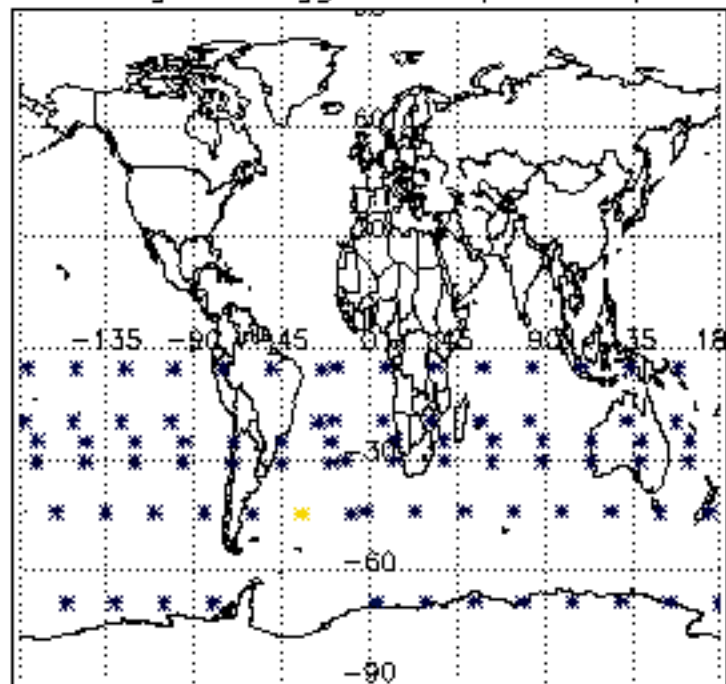
Percentage of flagged data per D3 profile



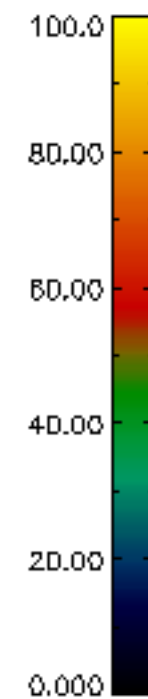
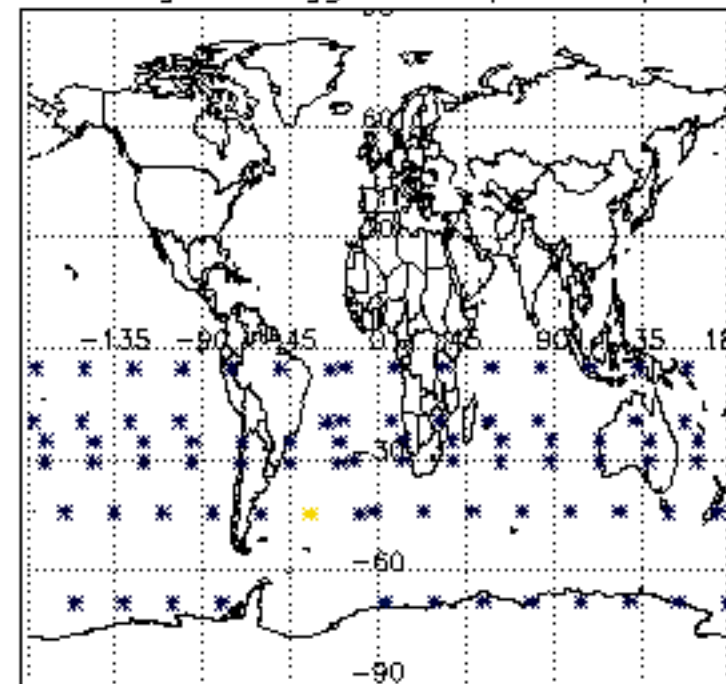
Percentage of flagged data per H2O profile

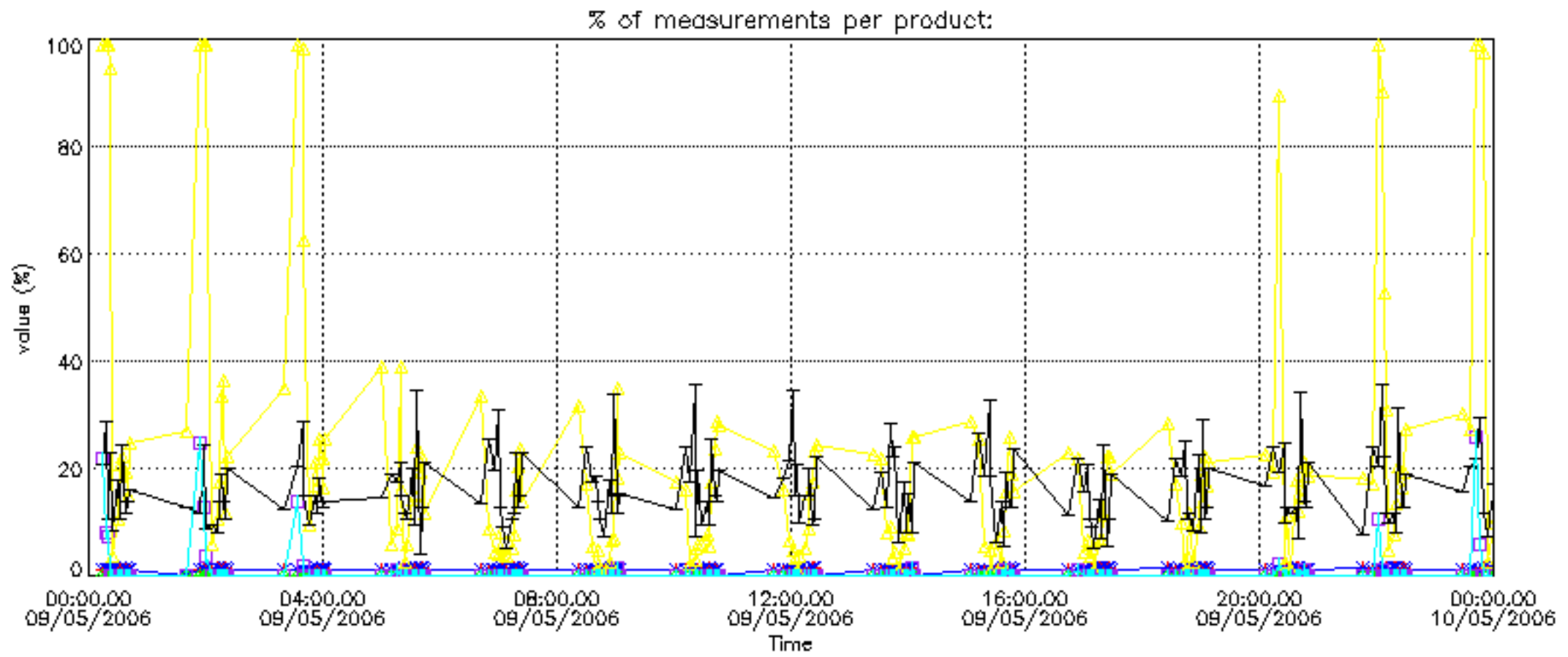


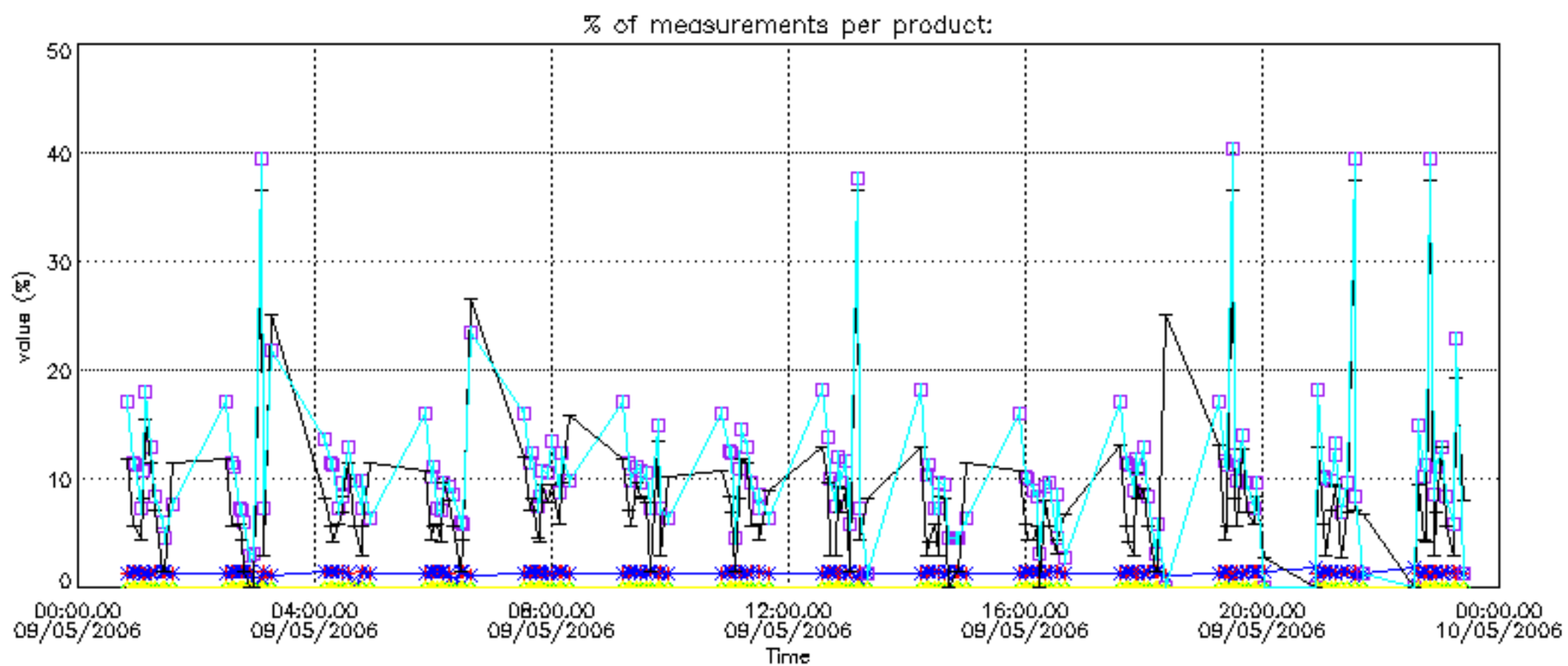
Percentage of flagged data per NO2 profile



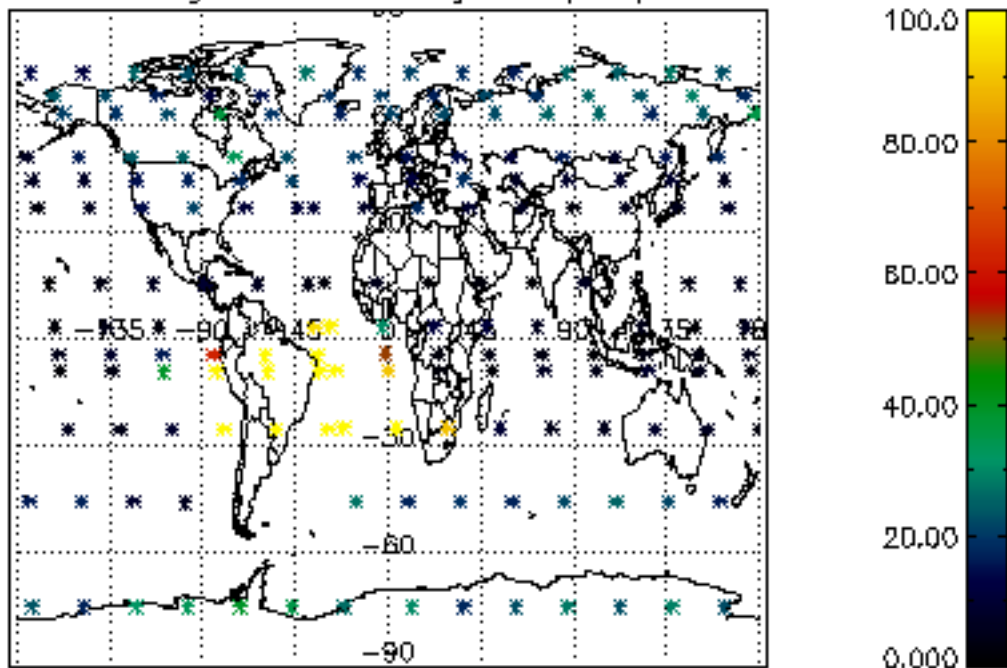
Percentage of flagged data per NO3 profile



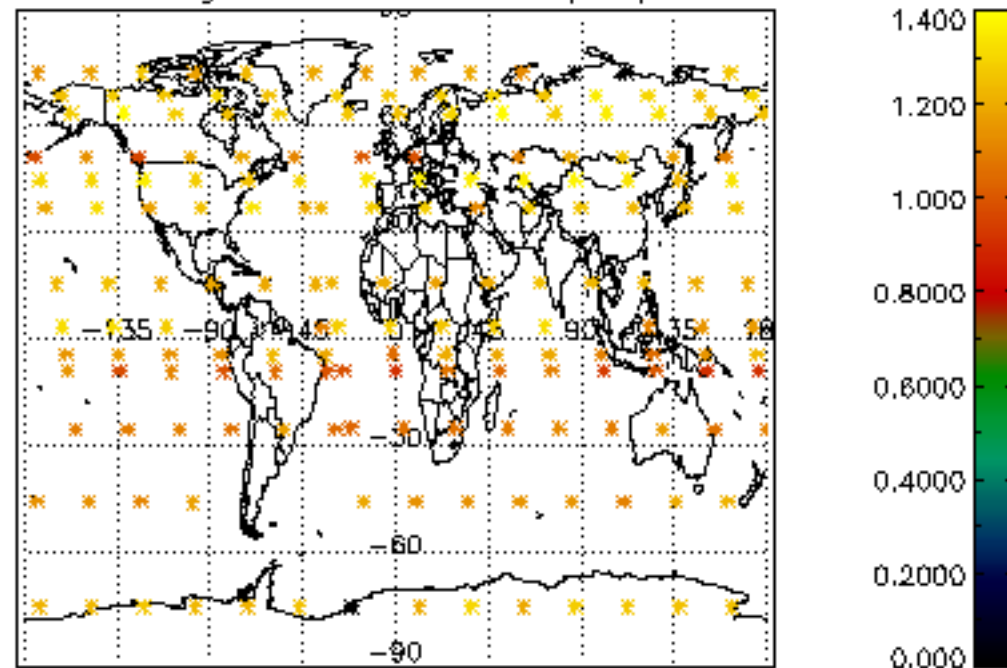




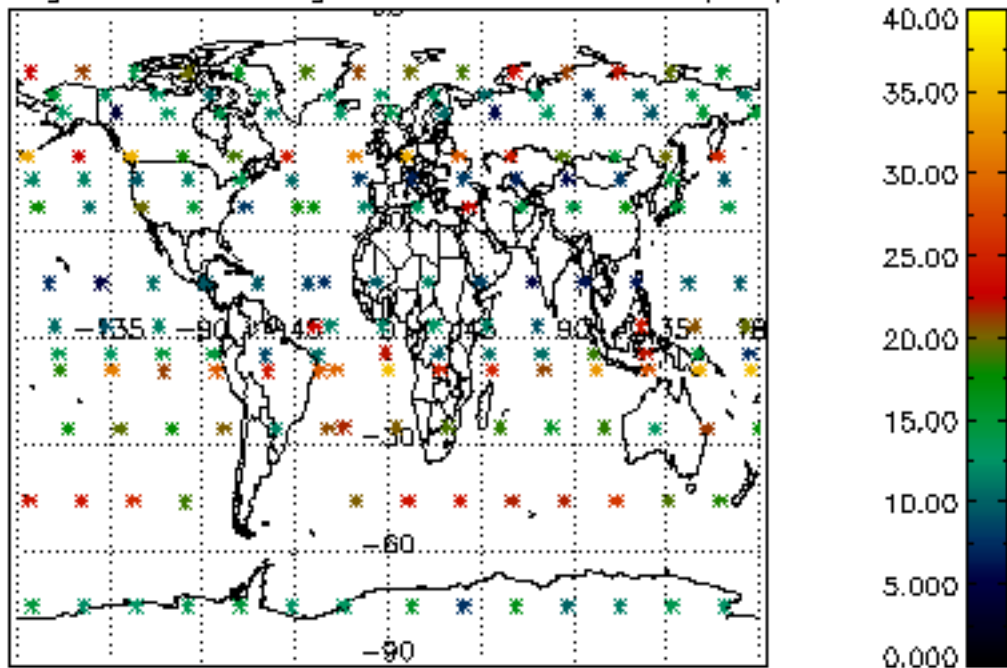
Percentage of cosmic ray hits per profile



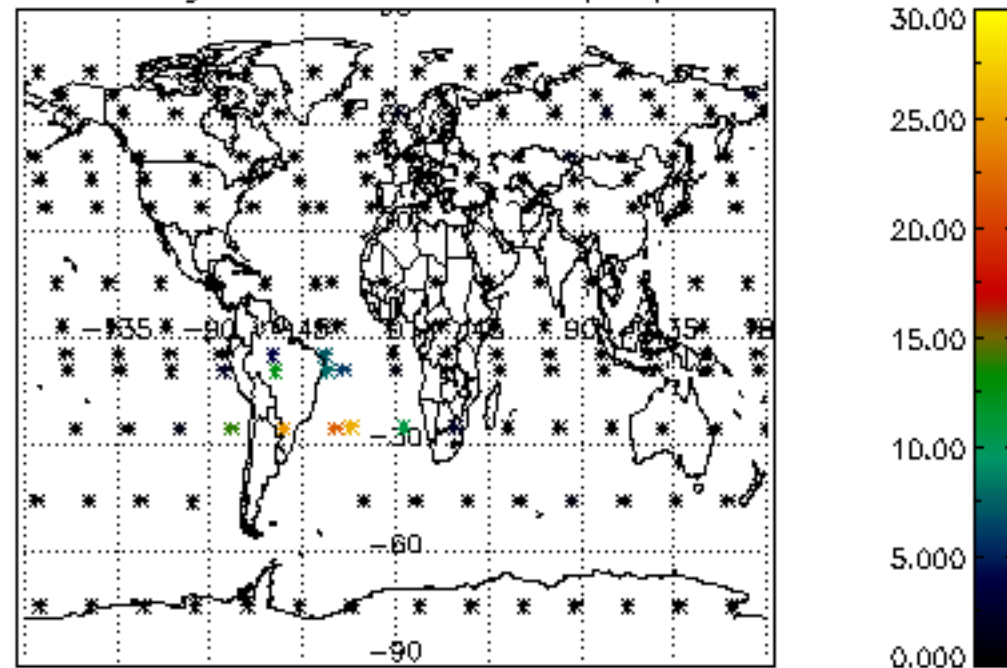
Percentage of datation errors per profile



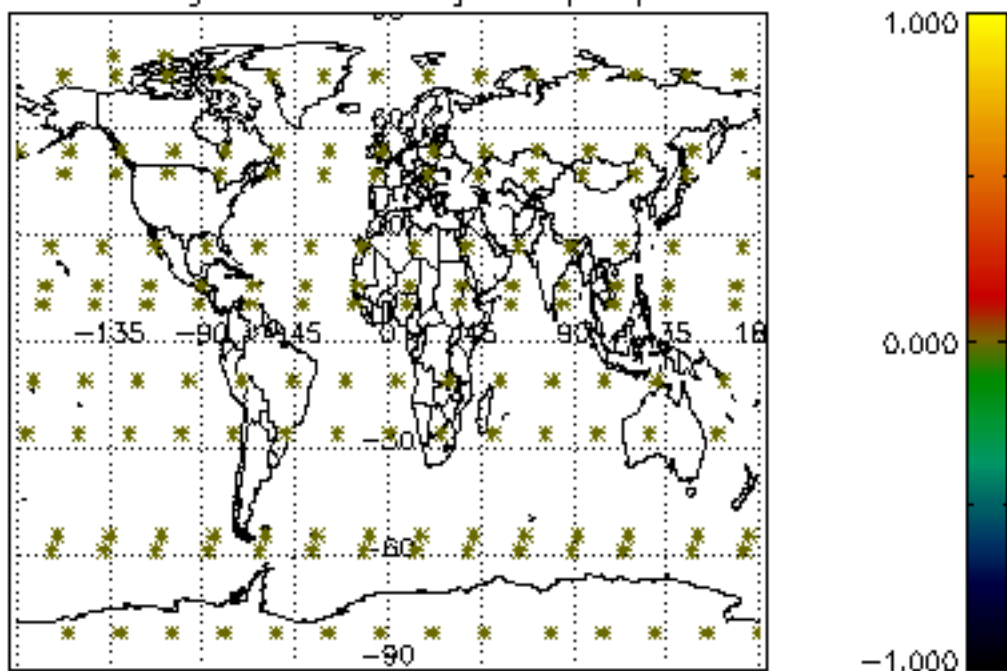
Percentage of star falling outside central band per profile



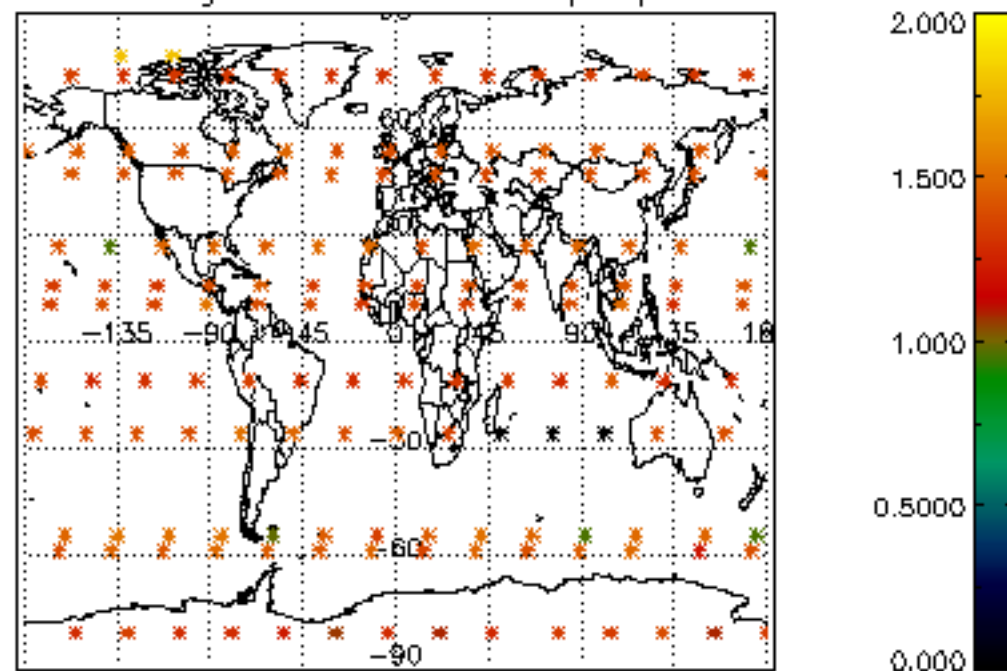
Percentage of saturation errors per profile



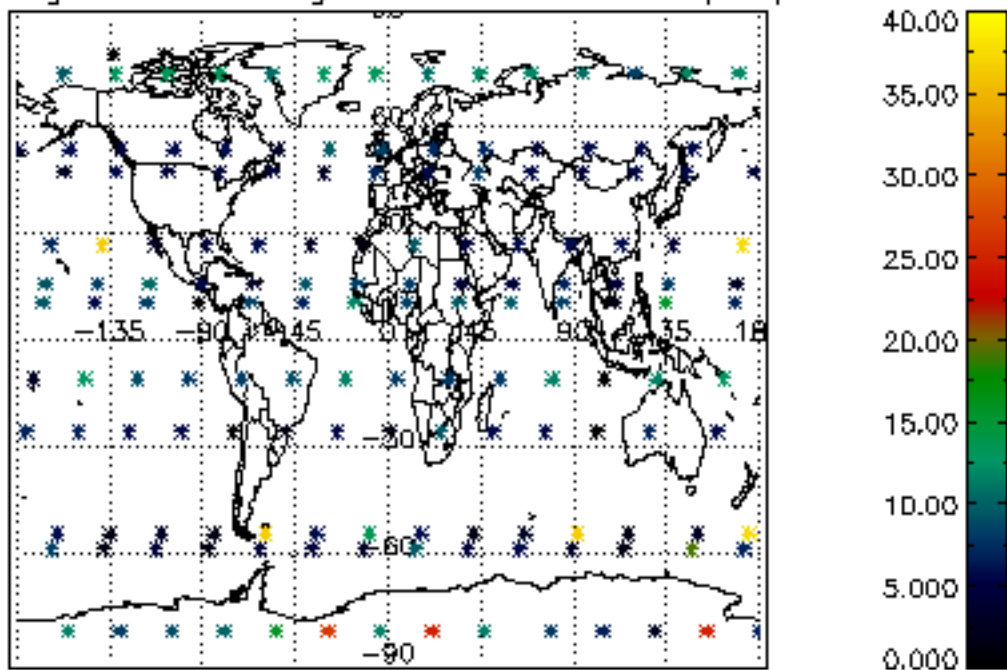
Percentage of cosmic ray hits per profile



Percentage of datation errors per profile



Percentage of star falling outside central band per profile



Percentage of saturation errors per profile

