

# GOMOS Level 2 Daily Report

## SUMMARY

### [1. General Info](#)

### [2. Summary of processed GOM\\_NL\\_2P products](#)

### [3. Level 2 Quality information per product](#)

#### [3.1 Plot of level 2 quality information per product \(time dependant\)](#)

#### [3.2 Plot of level 2 quality information per product \(world map\)](#)

### [4. Level 1 Quality information per product \(stored on level 2 products\)](#)

#### [4.1 Plot of level 1 quality information per product \(time dependant\)](#)

##### [4.1.1 Plot of level 1 quality information per product \(time dependant\): ASCENDING](#)

##### [4.1.2 Plot of level 1 quality information per product \(time dependant\): DESCENDING](#)

#### [4.2 Plot of level 1 quality information per product \(world map\)](#)

##### [4.2.1 Plot of level 1 quality information per product \(world map\): ASCENDING](#)

##### [4.2.2 Plot of level 1 quality information per product \(world map\): DESCENDING](#)

### [5. Ozone profiles based on quality statistics and other trace gas profiles](#)

#### [5.1 Ozone statistics based on quality of products](#)

#### [5.2 Plot ozone profiles for all STD \(dark without errors\)](#)

#### [5.3 Plot ozone profiles where STD < 20% \(dark without errors\)](#)

#### [5.4. Plot ozone profiles where STD < 10% \(dark without errors\)](#)

#### [5.5. Plot ozone profiles where STD < 5% \(dark without errors\)](#)

#### [5.6 Plot NO2 profiles for all STD \(dark without errors\)](#)

#### [5.7 Plot NO3 profiles for all STD \(dark without errors\)](#)

#### [5.8 Plot H2O profiles \(only for occultations of stars 1,2,3,4,13,14,16,26,63 dark without errors\) for all STD](#)

### [6. Auxiliary Data Files used for the production reported in section 2](#)

This report presents the daily analysis on parameters extracted from GOMOS level 2 data (GOM\_NL\_\_2P). It is intended to monitor some important parameters that will impact the quality of these products. A list of level 2 products (and content) that have arrived during the reporting day to the PCF is also given.

Item	Value
Time of report generation	23APR2013 20:19:48
Data source version	GOMOS/6.01
Start time of products	07-05-2006 (07MAY2006 00:00:00)
Stop time of products	08-05-2006 (08MAY2006 00:00:00)
Store outputs in DB	Yes
Nb of level 2 prods	291
Nb of prods with errors	0

## 2. Summary of processed GOM\_NL\_\_2P products.

Nr	Filename	UTC Start time	Limb	Duration	Star Id	Star Name	Star Mag	Star Temp	Nb Meas	Orbit	Prod. error
1	GOM_NL__2PRFIN20060507_000046_000000392047_00274_21871_9678.N1	07-MAY-2006 00:00:46	Straylight	39.000	78	Alp Lup	2.3040	28000.	78	21871	No
2	GOM_NL__2PRFIN20060507_000217_000000412047_00274_21871_9679.N1	07-MAY-2006 00:02:17	Straylight	41.000	81	Eta Cen	2.3560	28000.	82	21871	No
3	GOM_NL__2PRFIN20060507_000418_000000422047_00274_21871_9680.N1	07-MAY-2006 00:04:18	Twilight_stray	42.000	54	5The Cen	2.0550	4500.0	84	21871	No
4	GOM_NL__2PRFIN20060507_000830_000000382047_00274_21871_9681.N1	07-MAY-2006 00:08:30	Bright	38.000	169	46Gam Hya	2.9910	4700.0	76	21871	No
5	GOM_NL__2PRFIN20060507_001146_000000382047_00274_21871_9682.N1	07-MAY-2006 00:11:46	Bright	37.500	15	67Alp Vir	0.97600	28000.	75	21871	No
6	GOM_NL__2PRFIN20060507_001455_000000362047_00274_21871_9683.N1	07-MAY-2006 00:14:55	Bright	35.500	121	29Gam Vir	2.7400	7200.0	71	21871	No
7	GOM_NL__2PRFIN20060507_001807_000000352047_00274_21871_9684.N1	07-MAY-2006 00:18:07	Bright	35.000	138	47Eps Vir	2.8280	4700.0	70	21871	No
8	GOM_NL__2PRFIN20060507_002545_000000452047_00274_21871_9685.N1	07-MAY-2006 00:25:45	Bright	44.500	152	12Alp2CVn	2.8900	11000.	89	21871	No
9	GOM_NL__2PRFIN20060507_003025_000000382047_00274_21871_9686.N1	07-MAY-2006 00:30:25	Bright	37.500	55	79Zet UMa	2.0600	10200.	75	21871	No
10	GOM_NL__2PRFIN20060507_003321_000000372047_00274_21871_9687.N1	07-MAY-2006 00:33:21	Bright	37.000	36	50Alp UMa	1.8000	6300.0	74	21871	No
11	GOM_NL__2PRFIN20060507_004028_000000332047_00274_21871_9688.N1	07-MAY-2006 00:40:28	Bright	33.000	49	1Alp UMi	1.9900	6300.0	66	21871	No
12	GOM_NL__2PRFIN20060507_004835_000000342047_00274_21871_9689.N1	07-MAY-2006 00:48:35	Bright	34.000	76	27Gam Cas	2.3000	30000.	68	21871	No
13	GOM_NL__2PRFIN20060507_004950_000000362047_00274_21871_9690.N1	07-MAY-2006 00:49:50	Bright	35.500	68	18Alp Cas	2.2250	4500.0	71	21871	No
14	GOM_NL__2PRFIN20060507_011038_000000432047_00274_21871_9691.N1	07-MAY-2006 01:10:38	Dark	43.000	52	16Bet Cet	2.0370	4500.0	86	21871	No
15	GOM_NL__2PRFIN20060507_011728_000000422047_00274_21871_9692.N1	07-MAY-2006 01:17:28	Dark	41.500	84	Alp Phe	2.3970	4500.0	83	21871	No
16	GOM_NL__2PRFIN20060507_012421_000000392047_00275_21872_9674.N1	07-MAY-2006 01:24:21	Dark	39.000	148	Alp Tuc	2.8780	4100.0	78	21872	No
17	GOM_NL__2PRFIN20060507_013346_000000392047_00275_21872_9675.N1	07-MAY-2006 01:33:46	Straylight	39.000	43	Alp TrA	1.9100	4250.0	78	21872	No
18	GOM_NL__2PRFIN20060507_013557_000000382047_00275_21872_9676.N1	07-MAY-2006 01:35:57	Straylight	38.000	134	Bet TrA	2.8100	6600.0	76	21872	No
19	GOM_NL__2PRFIN20060507_013753_000000492047_00275_21872_9677.N1	07-MAY-2006 01:37:53	Straylight	49.000	4	Alp1Cen	-0.010000	5800.0	98	21872	No
20	GOM_NL__2PRFIN20060507_014122_000000392047_00275_21872_9678.N1	07-MAY-2006 01:41:22	Straylight	38.500	78	Alp Lup	2.3040	28000.	77	21872	No
21	GOM_NL__2PRFIN20060507_014253_000000382047_00275_21872_9679.N1	07-MAY-2006 01:42:53	Straylight	38.000	81	Eta Cen	2.3560	28000.	76	21872	No
22	GOM_NL__2PRFIN20060507_014454_000000442047_00275_21872_9680.N1	07-MAY-2006 01:44:54	Twilight_stray	44.000	54	5The Cen	2.0550	4500.0	88	21872	No
23	GOM_NL__2PRFIN20060507_014906_000000392047_00275_21872_9681.N1	07-MAY-2006 01:49:06	Bright	38.500	169	46Gam Hya	2.9910	4700.0	77	21872	No
24	GOM_NL__2PRFIN20060507_015222_000000382047_00275_21872_9682.N1	07-MAY-2006 01:52:22	Bright	37.500	15	67Alp Vir	0.97600	28000.	75	21872	No
25	GOM_NL__2PRFIN20060507_015531_000000362047_00275_21872_9683.N1	07-MAY-2006 01:55:31	Bright	35.500	121	29Gam Vir	2.7400	7200.0	71	21872	No
26	GOM_NL__2PRFIN20060507_015843_000000352047_00275_21872_9684.N1	07-MAY-2006 01:58:43	Bright	35.000	138	47Eps Vir	2.8280	4700.0	70	21872	No
27	GOM_NL__2PRFIN20060507_020621_000000352047_00275_21872_9685.N1	07-MAY-2006 02:06:21	Bright	35.000	152	12Alp2CVn	2.8900	11000.	70	21872	No
28	GOM_NL__2PRFIN20060507_021101_000000372047_00275_21872_9686.N1	07-MAY-2006 02:11:01	Bright	37.000	55	79Zet UMa	2.0600	10200.	74	21872	No
29	GOM_NL__2PRFIN20060507_021357_000000372047_00275_21872_9687.N1	07-MAY-2006 02:13:57	Bright	36.500	36	50Alp UMa	1.8000	6300.0	73	21872	No
30	GOM_NL__2PRFIN20060507_022104_000000322047_00275_21872_9688.N1	07-MAY-2006 02:21:04	Bright	32.000	49	1Alp UMi	1.9900	6300.0	64	21872	No
31	GOM_NL__2PRFIN20060507_022911_000000412047_00275_21872_9689.N1	07-MAY-2006 02:29:11	Bright	41.000	76	27Gam Cas	2.3000	30000.	82	21872	No
32	GOM_NL__2PRFIN20060507_023026_000000332047_00275_21872_9690.N1	07-MAY-2006 02:30:26	Bright	33.000	68	18Alp Cas	2.2250	4500.0	66	21872	No
33	GOM_NL__2PRFIN20060507_023833_000000392047_00275_21872_9691.N1	07-MAY-2006 02:38:33	Bright	38.500	58	21Alp And	2.0730	11000.	77	21872	No
34	GOM_NL__2PRFIN20060507_025115_000000432047_00275_21872_9692.N1	07-MAY-2006 02:51:15	Dark	43.000	52	16Bet Cet	2.0370	4500.0	86	21872	No
35	GOM_NL__2PRFIN20060507_025805_000000402047_00275_21872_9693.N1	07-MAY-2006 02:58:05	Dark	39.500	84	Alp Phe	2.3970	4500.0	79	21872	No
36	GOM_NL__2PRFIN20060507_030238_000000442047_00275_21872_9694.N1	07-MAY-2006 03:02:38	Dark	43.500	31	Alp Gru	1.7340	15200.	87	21872	No
37	GOM_NL__2PRFIN20060507_030457_000000392047_00276_21873_9674.N1	07-MAY-2006 03:04:57	Dark	38.500	148	Alp Tuc	2.8780	4100.0	77	21873	No
38	GOM_NL__2PRFIN20060507_031422_000000392047_00276_21873_9675.N1	07-MAY-2006 03:14:22	Straylight	38.500	43	Alp TrA	1.9100	4250.0	77	21873	No
39	GOM_NL__2PRFIN20060507_031634_000000382047_00276_21873_9676.N1	07-MAY-2006 03:16:34	Straylight	37.500	134	Bet TrA	2.8100	6600.0	75	21873	No
40	GOM_NL__2PRFIN20060507_031829_000000512047_00276_21873_9677.N1	07-MAY-2006 03:18:29	Straylight	50.500	4	Alp1Cen	-0.010000	5800.0	101	21873	No
41	GOM_NL__2PRFIN20060507_032158_000000382047_00276_21873_9678.N1	07-MAY-2006 03:21:58	Straylight	37.500	78	Alp Lup	2.3040	28000.	75	21873	No
42	GOM_NL__2PRFIN20060507_032330_000000412047_00276_21873_9679.N1	07-MAY-2006 03:23:30	Straylight	41.000	81	Eta Cen	2.3560	28000.	82	21873	No

43	GOM_NL__2PRFIN20060507_032530_000000402047_00276_21873_9680.N1	07-MAY-2006 03:25:30	Twilight	40.000	54	5The Cen	2.0550	4500.0	80	21873	No
44	GOM_NL__2PRFIN20060507_032942_000000362047_00276_21873_9681.N1	07-MAY-2006 03:29:42	Bright	36.000	169	46Gam Hya	2.9910	4700.0	72	21873	No
45	GOM_NL__2PRFIN20060507_033259_000000382047_00276_21873_9682.N1	07-MAY-2006 03:32:59	Bright	37.500	15	67Alp Vir	0.97600	28000.	75	21873	No
46	GOM_NL__2PRFIN20060507_033607_000000362047_00276_21873_9683.N1	07-MAY-2006 03:36:07	Bright	36.000	121	29Gam Vir	2.7400	7200.0	72	21873	No
47	GOM_NL__2PRFIN20060507_033919_000000352047_00276_21873_9684.N1	07-MAY-2006 03:39:19	Bright	35.000	138	47Eps Vir	2.8280	4700.0	70	21873	No
48	GOM_NL__2PRFIN20060507_034658_000000342047_00276_21873_9685.N1	07-MAY-2006 03:46:58	Bright	34.000	152	12Alp2CVn	2.8900	11000.	68	21873	No
49	GOM_NL__2PRFIN20060507_035137_000000362047_00276_21873_9686.N1	07-MAY-2006 03:51:37	Bright	36.000	55	79Zet UMa	2.0600	10200.	72	21873	No
50	GOM_NL__2PRFIN20060507_035434_000000362047_00276_21873_9687.N1	07-MAY-2006 03:54:34	Bright	35.500	36	50Alp UMa	1.8000	6300.0	71	21873	No
51	GOM_NL__2PRFIN20060507_040140_000000352047_00276_21873_9688.N1	07-MAY-2006 04:01:40	Bright	35.000	49	1Alp UMi	1.9900	6300.0	70	21873	No
52	GOM_NL__2PRFIN20060507_040947_000000522047_00276_21873_9689.N1	07-MAY-2006 04:09:47	Bright	52.000	76	27Gam Cas	2.3000	30000.	104	21873	No
53	GOM_NL__2PRFIN20060507_041102_000000342047_00276_21873_9690.N1	07-MAY-2006 04:11:02	Bright	33.500	68	18Alp Cas	2.2250	4500.0	67	21873	No
54	GOM_NL__2PRFIN20060507_041909_000000372047_00276_21873_9691.N1	07-MAY-2006 04:19:09	Bright	36.500	58	21Alp And	2.0730	11000.	73	21873	No
55	GOM_NL__2PRFIN20060507_043151_000000452047_00276_21873_9692.N1	07-MAY-2006 04:31:51	Dark	44.500	52	16Bet Cet	2.0370	4500.0	89	21873	No
56	GOM_NL__2PRFIN20060507_043841_000000422047_00276_21873_9693.N1	07-MAY-2006 04:38:41	Dark	41.500	84	Alp Phe	2.3970	4500.0	83	21873	No
57	GOM_NL__2PRFIN20060507_044315_000000452047_00276_21873_9694.N1	07-MAY-2006 04:43:15	Dark	44.500	31	Alp Gru	1.7340	15200.	89	21873	No
58	GOM_NL__2PRFIN20060507_044534_000000422047_00277_21874_9674.N1	07-MAY-2006 04:45:34	Dark	42.000	148	Alp Tuc	2.8780	4100.0	84	21874	No
59	GOM_NL__2PRFIN20060507_045458_000000422047_00277_21874_9675.N1	07-MAY-2006 04:54:58	Straylight	41.500	43	Alp TrA	1.9100	4250.0	83	21874	No
60	GOM_NL__2PRFIN20060507_045710_000000382047_00277_21874_9676.N1	07-MAY-2006 04:57:10	Straylight	38.000	134	Bet TrA	2.8100	6600.0	76	21874	No
61	GOM_NL__2PRFIN20060507_045905_000000422047_00277_21874_9677.N1	07-MAY-2006 04:59:05	Straylight	42.000	4	Alp1Cen	-0.010000	5800.0	84	21874	No
62	GOM_NL__2PRFIN20060507_050234_000000412047_00277_21874_9678.N1	07-MAY-2006 05:02:34	Straylight	40.500	78	Alp Lup	2.3040	28000.	81	21874	No
63	GOM_NL__2PRFIN20060507_050406_000000412047_00277_21874_9679.N1	07-MAY-2006 05:04:06	Straylight	41.000	81	Eta Cen	2.3560	28000.	82	21874	No
64	GOM_NL__2PRFIN20060507_050607_000000402047_00277_21874_9680.N1	07-MAY-2006 05:06:07	Twilight	40.000	54	5The Cen	2.0550	4500.0	80	21874	No
65	GOM_NL__2PRFIN20060507_051018_000000382047_00277_21874_9681.N1	07-MAY-2006 05:10:18	Bright	38.000	169	46Gam Hya	2.9910	4700.0	76	21874	No
66	GOM_NL__2PRFIN20060507_051335_000000382047_00277_21874_9682.N1	07-MAY-2006 05:13:35	Bright	38.000	15	67Alp Vir	0.97600	28000.	76	21874	No
67	GOM_NL__2PRFIN20060507_051644_000000362047_00277_21874_9683.N1	07-MAY-2006 05:16:44	Bright	35.500	121	29Gam Vir	2.7400	7200.0	71	21874	No
68	GOM_NL__2PRFIN20060507_051956_000000352047_00277_21874_9684.N1	07-MAY-2006 05:19:56	Bright	34.500	138	47Eps Vir	2.8280	4700.0	69	21874	No
69	GOM_NL__2PRFIN20060507_052734_000000352047_00277_21874_9685.N1	07-MAY-2006 05:27:34	Bright	34.500	152	12Alp2CVn	2.8900	11000.	69	21874	No
70	GOM_NL__2PRFIN20060507_053213_000000362047_00277_21874_9686.N1	07-MAY-2006 05:32:13	Bright	35.500	55	79Zet UMa	2.0600	10200.	71	21874	No
71	GOM_NL__2PRFIN20060507_053510_000000372047_00277_21874_9687.N1	07-MAY-2006 05:35:10	Bright	36.500	36	50Alp UMa	1.8000	6300.0	73	21874	No
72	GOM_NL__2PRFIN20060507_054216_000000352047_00277_21874_9688.N1	07-MAY-2006 05:42:16	Bright	35.000	49	1Alp UMi	1.9900	6300.0	70	21874	No
73	GOM_NL__2PRFIN20060507_055023_000000352047_00277_21874_9689.N1	07-MAY-2006 05:50:23	Bright	35.000	76	27Gam Cas	2.3000	30000.	70	21874	No
74	GOM_NL__2PRFIN20060507_055138_000000362047_00277_21874_9690.N1	07-MAY-2006 05:51:38	Bright	36.000	68	18Alp Cas	2.2250	4500.0	72	21874	No
75	GOM_NL__2PRFIN20060507_055945_000000372047_00277_21874_9691.N1	07-MAY-2006 05:59:45	Bright	36.500	58	21Alp And	2.0730	11000.	73	21874	No
76	GOM_NL__2PRFIN20060507_061227_000000452047_00277_21874_9692.N1	07-MAY-2006 06:12:27	Dark	45.000	52	16Bet Cet	2.0370	4500.0	90	21874	No
77	GOM_NL__2PRFIN20060507_061917_000000432047_00277_21874_9693.N1	07-MAY-2006 06:19:17	Dark	42.500	84	Alp Phe	2.3970	4500.0	85	21874	No
78	GOM_NL__2PRFIN20060507_062351_000000422047_00277_21874_9694.N1	07-MAY-2006 06:23:51	Dark	42.000	31	Alp Gru	1.7340	15200.	84	21874	No
79	GOM_NL__2PRFIN20060507_062610_000000452047_00278_21875_9674.N1	07-MAY-2006 06:26:10	Dark	45.000	148	Alp Tuc	2.8780	4100.0	90	21875	No
80	GOM_NL__2PRFIN20060507_063534_000000442047_00278_21875_9675.N1	07-MAY-2006 06:35:34	Straylight	43.500	43	Alp TrA	1.9100	4250.0	87	21875	No
81	GOM_NL__2PRFIN20060507_063746_000000382047_00278_21875_9676.N1	07-MAY-2006 06:37:46	Straylight	38.000	134	Bet TrA	2.8100	6600.0	76	21875	No
82	GOM_NL__2PRFIN20060507_063941_000000452047_00278_21875_9677.N1	07-MAY-2006 06:39:41	Straylight	44.500	4	Alp1Cen	-0.010000	5800.0	89	21875	No
83	GOM_NL__2PRFIN20060507_064311_000000392047_00278_21875_9678.N1	07-MAY-2006 06:43:11	Straylight	39.000	78	Alp Lup	2.3040	28000.	78	21875	No
84	GOM_NL__2PRFIN20060507_064442_000000392047_00278_21875_9679.N1	07-MAY-2006 06:44:42	Straylight	38.500	81	Eta Cen	2.3560	28000.	77	21875	No
85	GOM_NL__2PRFIN20060507_064643_000000452047_00278_21875_9680.N1	07-MAY-2006 06:46:43	Twilight	45.000	54	5The Cen	2.0550	4500.0	90	21875	No
86	GOM_NL__2PRFIN20060507_065055_000000372047_00278_21875_9681.N1	07-MAY-2006 06:50:55	Bright	36.500	169	46Gam Hya	2.9910	4700.0	73	21875	No
87	GOM_NL__2PRFIN20060507_065411_000000392047_00278_21875_9682.N1	07-MAY-2006 06:54:11	Bright	38.500	15	67Alp Vir	0.97600	28000.	77	21875	No
88	GOM_NL__2PRFIN20060507_065720_000000362047_00278_21875_9683.N1	07-MAY-2006 06:57:20	Bright	35.500	121	29Gam Vir	2.7400	7200.0	71	21875	No
89	GOM_NL__2PRFIN20060507_070032_000000342047_00278_21875_9684.N1	07-MAY-2006 07:00:32	Bright	34.000	138	47Eps Vir	2.8280	4700.0	68	21875	No
90	GOM_NL__2PRFIN20060507_070810_000000352047_00278_21875_9685.N1	07-MAY-2006 07:08:10	Bright	34.500	152	12Alp2CVn	2.8900	11000.	69	21875	No
91	GOM_NL__2PRFIN20060507_071249_000000352047_00278_21875_9686.N1	07-MAY-2006 07:12:49	Bright	34.500	55	79Zet UMa	2.0600	10200.	69	21875	No
92	GOM_NL__2PRFIN20060507_071546_000000362047_00278_21875_9687.N1	07-MAY-2006 07:15:46	Bright	36.000	36	50Alp UMa	1.8000	6300.0	72	21875	No
93	GOM_NL__2PRFIN20060507_072252_000000362047_00278_21875_9688.N1	07-MAY-2006 07:22:52	Bright	35.500	49	1Alp UMi	1.9900	6300.0	71	21875	No
94	GOM_NL__2PRFIN20060507_073059_000000362047_00278_21875_9689.N1	07-MAY-2006 07:30:59	Bright	35.500	76	27Gam Cas	2.3000	30000.	71	21875	No
95	GOM_NL__2PRFIN20060507_073214_000000352047_00278_21875_9690.N1	07-MAY-2006 07:32:14	Bright	34.500	68	18Alp Cas	2.2250	4500.0	69	21875	No
96	GOM_NL__2PRFIN20060507_074021_000000362047_00278_21875_9691.N1	07-MAY-2006 07:40:21	Bright	36.000	58	21Alp And	2.0730	11000.	72	21875	No
97	GOM_NL__2PRFIN20060507_075303_000000442047_00278_21875_9692.N1	07-MAY-2006 07:53:03	Dark	44.000	52	16Bet Cet	2.0370	4500.0	88	21875	No
98	GOM_NL__2PRFIN20060507_075953_000000402047_00278_21875_9693.N1	07-MAY-2006 07:59:53	Dark	40.000	84	Alp Phe	2.3970	4500.0	80	21875	No
99	GOM_NL__2PRFIN20060507_080428_000000412047_00278_21875_9694.N1	07-MAY-2006 08:04:28	Dark	41.000	31	Alp Gru	1.7340	15200.	82	21875	No
100	GOM_NL__2PRFIN20060507_080646_000000382047_00279_21876_9674.N1	07-MAY-2006 08:06:46	Dark	38.000	148	Alp Tuc	2.8780	4100.0	76	21876	No
101	GOM_NL__2PRFIN20060507_081611_000000452047_00279_21876_9675.N1	07-MAY-2006 08:16:11	Straylight	44.500	43	Alp TrA	1.9100	4250.0	89	21876	No

102	GOM_NL__2PRFIN20060507_081823_000000382047_00279_21876_9676.N1	07-MAY-2006 08:18:23	Straylight	38.000	134	Bet TrA	2.8100	6600.0	76	21876	No
103	GOM_NL__2PRFIN20060507_082017_000000502047_00279_21876_9677.N1	07-MAY-2006 08:20:17	Straylight	50.000	4	Alp1Cen	-0.010000	5800.0	100	21876	No
104	GOM_NL__2PRFIN20060507_082347_000000382047_00279_21876_9678.N1	07-MAY-2006 08:23:47	Straylight	38.000	78	Alp Lup	2.3040	28000.	76	21876	No
105	GOM_NL__2PRFIN20060507_082518_000000392047_00279_21876_9679.N1	07-MAY-2006 08:25:18	Straylight	38.500	81	Eta Cen	2.3560	28000.	77	21876	No
106	GOM_NL__2PRFIN20060507_082719_000000432047_00279_21876_9680.N1	07-MAY-2006 08:27:19	Twi_and_stray	43.000	54	5The Cen	2.0550	4500.0	86	21876	No
107	GOM_NL__2PRFIN20060507_083131_000000392047_00279_21876_9681.N1	07-MAY-2006 08:31:31	Bright	39.000	169	46Gam Hya	2.9910	4700.0	78	21876	No
108	GOM_NL__2PRFIN20060507_083447_000000382047_00279_21876_9682.N1	07-MAY-2006 08:34:47	Bright	37.500	15	67Alp Vir	0.97600	28000.	75	21876	No
109	GOM_NL__2PRFIN20060507_083756_000000362047_00279_21876_9683.N1	07-MAY-2006 08:37:56	Bright	36.000	121	29Gam Vir	2.7400	7200.0	72	21876	No
110	GOM_NL__2PRFIN20060507_084108_000000362047_00279_21876_9684.N1	07-MAY-2006 08:41:08	Bright	35.500	138	47Eps Vir	2.8280	4700.0	71	21876	No
111	GOM_NL__2PRFIN20060507_084846_000000352047_00279_21876_9685.N1	07-MAY-2006 08:48:46	Bright	34.500	152	12Alp2CVn	2.8900	11000.	69	21876	No
112	GOM_NL__2PRFIN20060507_085325_000000362047_00279_21876_9686.N1	07-MAY-2006 08:53:25	Bright	35.500	55	79Zet UMa	2.0600	10200.	71	21876	No
113	GOM_NL__2PRFIN20060507_085622_000000352047_00279_21876_9687.N1	07-MAY-2006 08:56:22	Bright	34.500	36	50Alp UMa	1.8000	6300.0	69	21876	No
114	GOM_NL__2PRFIN20060507_090328_000000362047_00279_21876_9688.N1	07-MAY-2006 09:03:28	Bright	35.500	49	1Alp UMi	1.9900	6300.0	71	21876	No
115	GOM_NL__2PRFIN20060507_091136_000000522047_00279_21876_9689.N1	07-MAY-2006 09:11:36	Bright	52.000	76	27Gam Cas	2.3000	30000.	104	21876	No
116	GOM_NL__2PRFIN20060507_091250_000000342047_00279_21876_9690.N1	07-MAY-2006 09:12:50	Bright	33.500	68	18Alp Cas	2.2250	4500.0	67	21876	No
117	GOM_NL__2PRFIN20060507_092057_000000372047_00279_21876_9691.N1	07-MAY-2006 09:20:57	Bright	36.500	58	21Alp And	2.0730	11000.	73	21876	No
118	GOM_NL__2PRFIN20060507_093340_000000422047_00279_21876_9692.N1	07-MAY-2006 09:33:40	Dark	42.000	52	16Bet Cet	2.0370	4500.0	84	21876	No
119	GOM_NL__2PRFIN20060507_094029_000000412047_00279_21876_9693.N1	07-MAY-2006 09:40:29	Dark	40.500	84	Alp Phe	2.3970	4500.0	81	21876	No
120	GOM_NL__2PRFIN20060507_094504_000000412047_00279_21876_9694.N1	07-MAY-2006 09:45:04	Dark	41.000	31	Alp Gru	1.7340	15200.	82	21876	No
121	GOM_NL__2PRFIN20060507_094723_000000442047_00280_21877_9674.N1	07-MAY-2006 09:47:23	Dark	43.500	148	Alp Tuc	2.8780	4100.0	87	21877	No
122	GOM_NL__2PRFIN20060507_095647_000000442047_00280_21877_9675.N1	07-MAY-2006 09:56:47	Straylight	44.000	43	Alp TrA	1.9100	4250.0	88	21877	No
123	GOM_NL__2PRFIN20060507_095859_000000392047_00280_21877_9676.N1	07-MAY-2006 09:58:59	Straylight	39.000	134	Bet TrA	2.8100	6600.0	78	21877	No
124	GOM_NL__2PRFIN20060507_100054_000000422047_00280_21877_9677.N1	07-MAY-2006 10:00:54	Straylight	41.500	4	Alp1Cen	-0.010000	5800.0	83	21877	No
125	GOM_NL__2PRFIN20060507_100423_000000382047_00280_21877_9678.N1	07-MAY-2006 10:04:23	Straylight	38.000	78	Alp Lup	2.3040	28000.	76	21877	No
126	GOM_NL__2PRFIN20060507_100555_000000412047_00280_21877_9679.N1	07-MAY-2006 10:05:55	Straylight	40.500	81	Eta Cen	2.3560	28000.	81	21877	No
127	GOM_NL__2PRFIN20060507_100755_000000452047_00280_21877_9680.N1	07-MAY-2006 10:07:55	Twi_and_stray	44.500	54	5The Cen	2.0550	4500.0	89	21877	No
128	GOM_NL__2PRFIN20060507_101207_000000342047_00280_21877_9681.N1	07-MAY-2006 10:12:07	Bright	34.000	169	46Gam Hya	2.9910	4700.0	68	21877	No
129	GOM_NL__2PRFIN20060507_101523_000000392047_00280_21877_9682.N1	07-MAY-2006 10:15:23	Bright	38.500	15	67Alp Vir	0.97600	28000.	77	21877	No
130	GOM_NL__2PRFIN20060507_101832_000000362047_00280_21877_9683.N1	07-MAY-2006 10:18:32	Bright	36.000	121	29Gam Vir	2.7400	7200.0	72	21877	No
131	GOM_NL__2PRFIN20060507_102144_000000362047_00280_21877_9684.N1	07-MAY-2006 10:21:44	Bright	36.000	138	47Eps Vir	2.8280	4700.0	72	21877	No
132	GOM_NL__2PRFIN20060507_102922_000000332047_00280_21877_9685.N1	07-MAY-2006 10:29:22	Bright	33.000	152	12Alp2CVn	2.8900	11000.	66	21877	No
133	GOM_NL__2PRFIN20060507_103401_000000372047_00280_21877_9686.N1	07-MAY-2006 10:34:01	Bright	36.500	55	79Zet UMa	2.0600	10200.	73	21877	No
134	GOM_NL__2PRFIN20060507_103658_000000352047_00280_21877_9687.N1	07-MAY-2006 10:36:58	Bright	35.000	36	50Alp UMa	1.8000	6300.0	70	21877	No
135	GOM_NL__2PRFIN20060507_104404_000000362047_00280_21877_9688.N1	07-MAY-2006 10:44:04	Bright	36.000	49	1Alp UMi	1.9900	6300.0	72	21877	No
136	GOM_NL__2PRFIN20060507_105211_000000342047_00280_21877_9689.N1	07-MAY-2006 10:52:11	Bright	34.000	76	27Gam Cas	2.3000	30000.	68	21877	No
137	GOM_NL__2PRFIN20060507_105326_000000352047_00280_21877_9690.N1	07-MAY-2006 10:53:26	Bright	34.500	68	18Alp Cas	2.2250	4500.0	69	21877	No
138	GOM_NL__2PRFIN20060507_110133_000000372047_00280_21877_9691.N1	07-MAY-2006 11:01:33	Bright	37.000	58	21Alp And	2.0730	11000.	74	21877	No
139	GOM_NL__2PRFIN20060507_111415_000000442047_00280_21877_9692.N1	07-MAY-2006 11:14:15	Dark	44.000	52	16Bet Cet	2.0370	4500.0	88	21877	No
140	GOM_NL__2PRFIN20060507_112105_000000412047_00280_21877_9693.N1	07-MAY-2006 11:21:05	Dark	40.500	84	Alp Phe	2.3970	4500.0	81	21877	No
141	GOM_NL__2PRFIN20060507_112541_000000472047_00280_21877_9694.N1	07-MAY-2006 11:25:41	Dark	46.500	31	Alp Gru	1.7340	15200.	93	21877	No
142	GOM_NL__2PRFIN20060507_112759_000000392047_00281_21878_9674.N1	07-MAY-2006 11:27:59	Dark	38.500	148	Alp Tuc	2.8780	4100.0	77	21878	No
143	GOM_NL__2PRFIN20060507_113723_000000472047_00281_21878_9675.N1	07-MAY-2006 11:37:23	Straylight	46.500	43	Alp TrA	1.9100	4250.0	93	21878	No
144	GOM_NL__2PRFIN20060507_113935_000000382047_00281_21878_9676.N1	07-MAY-2006 11:39:35	Straylight	38.000	134	Bet TrA	2.8100	6600.0	76	21878	No
145	GOM_NL__2PRFIN20060507_114130_000000462047_00281_21878_9677.N1	07-MAY-2006 11:41:30	Straylight	45.500	4	Alp1Cen	-0.010000	5800.0	91	21878	No
146	GOM_NL__2PRFIN20060507_114459_000000372047_00281_21878_9678.N1	07-MAY-2006 11:44:59	Straylight	37.000	78	Alp Lup	2.3040	28000.	74	21878	No
147	GOM_NL__2PRFIN20060507_114631_000000382047_00281_21878_9679.N1	07-MAY-2006 11:46:31	Straylight	38.000	81	Eta Cen	2.3560	28000.	76	21878	No
148	GOM_NL__2PRFIN20060507_114831_000000422047_00281_21878_9680.N1	07-MAY-2006 11:48:31	Twi_and_stray	41.500	54	5The Cen	2.0550	4500.0	83	21878	No
149	GOM_NL__2PRFIN20060507_115243_000000462047_00281_21878_9681.N1	07-MAY-2006 11:52:43	Bright	45.500	169	46Gam Hya	2.9910	4700.0	91	21878	No
150	GOM_NL__2PRFIN20060507_115559_000000382047_00281_21878_9682.N1	07-MAY-2006 11:55:59	Bright	38.000	15	67Alp Vir	0.97600	28000.	76	21878	No
151	GOM_NL__2PRFIN20060507_115908_000000352047_00281_21878_9683.N1	07-MAY-2006 11:59:08	Bright	35.000	121	29Gam Vir	2.7400	7200.0	70	21878	No
152	GOM_NL__2PRFIN20060507_120220_000000362047_00281_21878_9684.N1	07-MAY-2006 12:02:20	Bright	36.000	138	47Eps Vir	2.8280	4700.0	72	21878	No
153	GOM_NL__2PRFIN20060507_120958_000000352047_00281_21878_9685.N1	07-MAY-2006 12:09:58	Bright	34.500	152	12Alp2CVn	2.8900	11000.	69	21878	No
154	GOM_NL__2PRFIN20060507_121309_000000262047_00281_21878_9686.N1	07-MAY-2006 12:13:09	Bright	26.000	39	85Eta UMa	1.8540	24000.	52	21878	No
155	GOM_NL__2PRFIN20060507_121437_000000352047_00281_21878_9687.N1	07-MAY-2006 12:14:37	Bright	35.000	55	79Zet UMa	2.0600	10200.	70	21878	No
156	GOM_NL__2PRFIN20060507_121734_000000382047_00281_21878_9688.N1	07-MAY-2006 12:17:34	Bright	37.500	36	50Alp UMa	1.8000	6300.0	75	21878	No
157	GOM_NL__2PRFIN20060507_122440_000000342047_00281_21878_9689.N1	07-MAY-2006 12:24:40	Bright	33.500	49	1Alp UMi	1.9900	6300.0	67	21878	No
158	GOM_NL__2PRFIN20060507_123247_000000522047_00281_21878_9690.N1	07-MAY-2006 12:32:47	Bright	52.000	76	27Gam Cas	2.3000	30000.	104	21878	No
159	GOM_NL__2PRFIN20060507_123402_000000342047_00281_21878_9691.N1	07-MAY-2006 12:34:02	Bright	34.000	68	18Alp Cas	2.2250	4500.0	68	21878	No
160	GOM_NL__2PRFIN20060507_124209_000000372047_00281_21878_9692.N1	07-MAY-2006 12:42:09	Bright	37.000	58	21Alp And	2.0730	11000.	74	21878	No



161	GOM_NL__2PRFIN20060507_125451_000000432047_00281_21878_9693.N1	07-MAY-2006 12:54:51	Dark	43.000	52	16Bet Cet	2.0370	4500.0	86	21878	No
162	GOM_NL__2PRFIN20060507_130141_000000412047_00281_21878_9694.N1	07-MAY-2006 13:01:41	Dark	40.500	84	Alp Phe	2.3970	4500.0	81	21878	No
163	GOM_NL__2PRFIN20060507_130617_000000402047_00281_21878_9695.N1	07-MAY-2006 13:06:17	Dark	40.000	31	Alp Gru	1.7340	15200.	80	21878	No
164	GOM_NL__2PRFIN20060507_130835_000000382047_00282_21879_9674.N1	07-MAY-2006 13:08:35	Dark	38.000	148	Alp Tuc	2.8780	4100.0	76	21879	No
165	GOM_NL__2PRFIN20060507_145229_000000422047_00283_21880_9694.N1	07-MAY-2006 14:52:29	Dark	41.500	45	Alp Pav	1.9400	26000.	83	21880	No
166	GOM_NL__2PRFIN20060507_145836_000000402047_00283_21880_9695.N1	07-MAY-2006 14:58:36	Straylight	40.000	43	Alp TrA	1.9100	4250.0	80	21880	No
167	GOM_NL__2PRFIN20060507_150048_000000372047_00283_21880_9696.N1	07-MAY-2006 15:00:48	Straylight	37.000	134	Bet TrA	2.8100	6600.0	74	21880	No
168	GOM_NL__2PRFIN20060507_150242_000000412047_00283_21880_9697.N1	07-MAY-2006 15:02:42	Straylight	41.000	4	Alp1Cen	-0.010000	5800.0	82	21880	No
169	GOM_NL__2PRFIN20060507_150612_000000382047_00283_21880_9698.N1	07-MAY-2006 15:06:12	Straylight	37.500	78	Alp Lup	2.3040	28000.	75	21880	No
170	GOM_NL__2PRFIN20060507_150743_000000372047_00283_21880_9699.N1	07-MAY-2006 15:07:43	Straylight	37.000	81	Eta Cen	2.3560	28000.	74	21880	No
171	GOM_NL__2PRFIN20060507_150943_000000452047_00283_21880_9700.N1	07-MAY-2006 15:09:43	Tw_i_and_stray	44.500	54	5The Cen	2.0550	4500.0	89	21880	No
172	GOM_NL__2PRFIN20060507_151355_000000362047_00283_21880_9701.N1	07-MAY-2006 15:13:55	Bright	36.000	169	46Gam Hya	2.9910	4700.0	72	21880	No
173	GOM_NL__2PRFIN20060507_151711_000000392047_00283_21880_9702.N1	07-MAY-2006 15:17:11	Bright	38.500	15	67Alp Vir	0.97600	28000.	77	21880	No
174	GOM_NL__2PRFIN20060507_152332_000000352047_00283_21880_9703.N1	07-MAY-2006 15:23:32	Bright	34.500	138	47Eps Vir	2.8280	4700.0	69	21880	No
175	GOM_NL__2PRFIN20060507_152529_000000362047_00283_21880_9704.N1	07-MAY-2006 15:25:29	Bright	36.000	111	8Eta Boo	2.6800	6000.0	72	21880	No
176	GOM_NL__2PRFIN20060507_153110_000000342047_00283_21880_9705.N1	07-MAY-2006 15:31:10	Bright	34.000	152	12Alp2CVn	2.8900	11000.	68	21880	No
177	GOM_NL__2PRFIN20060507_153421_000000362047_00283_21880_9706.N1	07-MAY-2006 15:34:21	Bright	35.500	39	85Eta UMa	1.8540	24000.	71	21880	No
178	GOM_NL__2PRFIN20060507_153548_000000352047_00283_21880_9707.N1	07-MAY-2006 15:35:48	Bright	34.500	55	79Zet UMa	2.0600	10200.	69	21880	No
179	GOM_NL__2PRFIN20060507_154148_000000392047_00283_21880_9708.N1	07-MAY-2006 15:41:48	Bright	38.500	60	7Bet UMi	2.0810	3950.0	77	21880	No
180	GOM_NL__2PRFIN20060507_154552_000000372047_00283_21880_9709.N1	07-MAY-2006 15:45:52	Bright	36.500	49	1Alp UMi	1.9900	6300.0	73	21880	No
181	GOM_NL__2PRFIN20060507_155359_000000522047_00283_21880_9710.N1	07-MAY-2006 15:53:59	Bright	52.000	76	27Gam Cas	2.3000	30000.	104	21880	No
182	GOM_NL__2PRFIN20060507_155514_000000332047_00283_21880_9711.N1	07-MAY-2006 15:55:14	Bright	33.000	68	18Alp Cas	2.2250	4500.0	66	21880	No
183	GOM_NL__2PRFIN20060507_160321_000000382047_00283_21880_9712.N1	07-MAY-2006 16:03:21	Bright	37.500	58	21Alp And	2.0730	11000.	75	21880	No
184	GOM_NL__2PRFIN20060507_162140_000000482047_00283_21880_9713.N1	07-MAY-2006 16:21:40	Dark	48.000	18	24Alp PsA	1.1660	9700.0	96	21880	No
185	GOM_NL__2PRFIN20060507_162731_000000402047_00283_21880_9714.N1	07-MAY-2006 16:27:31	Dark	40.000	31	Alp Gru	1.7340	15200.	80	21880	No
186	GOM_NL__2PRFIN20060507_162948_000000382047_00284_21881_9694.N1	07-MAY-2006 16:29:48	Dark	38.000	148	Alp Tuc	2.8780	4100.0	76	21881	No
187	GOM_NL__2PRFIN20060507_163305_000000422047_00284_21881_9695.N1	07-MAY-2006 16:33:05	Dark	41.500	45	Alp Pav	1.9400	26000.	83	21881	No
188	GOM_NL__2PRFIN20060507_163912_000000502047_00284_21881_9696.N1	07-MAY-2006 16:39:12	Straylight	49.500	43	Alp TrA	1.9100	4250.0	99	21881	No
189	GOM_NL__2PRFIN20060507_164124_000000382047_00284_21881_9697.N1	07-MAY-2006 16:41:24	Straylight	37.500	134	Bet TrA	2.8100	6600.0	75	21881	No
190	GOM_NL__2PRFIN20060507_164318_000000502047_00284_21881_9698.N1	07-MAY-2006 16:43:18	Straylight	49.500	4	Alp1Cen	-0.010000	5800.0	99	21881	No
191	GOM_NL__2PRFIN20060507_164648_000000372047_00284_21881_9699.N1	07-MAY-2006 16:46:48	Straylight	37.000	78	Alp Lup	2.3040	28000.	74	21881	No
192	GOM_NL__2PRFIN20060507_164819_000000422047_00284_21881_9700.N1	07-MAY-2006 16:48:19	Straylight	41.500	81	Eta Cen	2.3560	28000.	83	21881	No
193	GOM_NL__2PRFIN20060507_165020_000000442047_00284_21881_9701.N1	07-MAY-2006 16:50:20	Tw_i_and_stray	43.500	54	5The Cen	2.0550	4500.0	87	21881	No
194	GOM_NL__2PRFIN20060507_165431_000000382047_00284_21881_9702.N1	07-MAY-2006 16:54:31	Bright	37.500	169	46Gam Hya	2.9910	4700.0	75	21881	No
195	GOM_NL__2PRFIN20060507_165747_000000372047_00284_21881_9703.N1	07-MAY-2006 16:57:47	Bright	37.000	15	67Alp Vir	0.97600	28000.	74	21881	No
196	GOM_NL__2PRFIN20060507_170408_000000372047_00284_21881_9704.N1	07-MAY-2006 17:04:08	Bright	36.500	138	47Eps Vir	2.8280	4700.0	73	21881	No
197	GOM_NL__2PRFIN20060507_170605_000000362047_00284_21881_9705.N1	07-MAY-2006 17:06:05	Bright	36.000	111	8Eta Boo	2.6800	6000.0	72	21881	No
198	GOM_NL__2PRFIN20060507_171146_000000342047_00284_21881_9706.N1	07-MAY-2006 17:11:46	Bright	33.500	152	12Alp2CVn	2.8900	11000.	67	21881	No
199	GOM_NL__2PRFIN20060507_171456_000000372047_00284_21881_9707.N1	07-MAY-2006 17:14:56	Bright	36.500	39	85Eta UMa	1.8540	24000.	73	21881	No
200	GOM_NL__2PRFIN20060507_171624_000000372047_00284_21881_9708.N1	07-MAY-2006 17:16:24	Bright	36.500	55	79Zet UMa	2.0600	10200.	73	21881	No
201	GOM_NL__2PRFIN20060507_172224_000000392047_00284_21881_9709.N1	07-MAY-2006 17:22:24	Bright	38.500	60	7Bet UMi	2.0810	3950.0	77	21881	No
202	GOM_NL__2PRFIN20060507_172628_000000362047_00284_21881_9710.N1	07-MAY-2006 17:26:28	Bright	35.500	49	1Alp UMi	1.9900	6300.0	71	21881	No
203	GOM_NL__2PRFIN20060507_173436_000000352047_00284_21881_9711.N1	07-MAY-2006 17:34:36	Bright	34.500	76	27Gam Cas	2.3000	30000.	69	21881	No
204	GOM_NL__2PRFIN20060507_173550_000000432047_00284_21881_9712.N1	07-MAY-2006 17:35:50	Bright	43.000	68	18Alp Cas	2.2250	4500.0	86	21881	No
205	GOM_NL__2PRFIN20060507_174358_000000382047_00284_21881_9713.N1	07-MAY-2006 17:43:58	Bright	38.000	58	21Alp And	2.0730	11000.	76	21881	No
206	GOM_NL__2PRFIN20060507_180217_000000442047_00284_21881_9714.N1	07-MAY-2006 18:02:17	Dark	43.500	18	24Alp PsA	1.1660	9700.0	87	21881	No
207	GOM_NL__2PRFIN20060507_180807_000000472047_00284_21881_9715.N1	07-MAY-2006 18:08:07	Dark	46.500	31	Alp Gru	1.7340	15200.	93	21881	No
208	GOM_NL__2PRFIN20060507_181024_000000452047_00285_21882_9694.N1	07-MAY-2006 18:10:24	Dark	45.000	148	Alp Tuc	2.8780	4100.0	90	21882	No
209	GOM_NL__2PRFIN20060507_181342_000000412047_00285_21882_9695.N1	07-MAY-2006 18:13:42	Dark	40.500	45	Alp Pav	1.9400	26000.	81	21882	No
210	GOM_NL__2PRFIN20060507_181948_000000382047_00285_21882_9696.N1	07-MAY-2006 18:19:48	Straylight	37.500	43	Alp TrA	1.9100	4250.0	75	21882	No
211	GOM_NL__2PRFIN20060507_182200_000000382047_00285_21882_9697.N1	07-MAY-2006 18:22:00	Straylight	37.500	134	Bet TrA	2.8100	6600.0	75	21882	No
212	GOM_NL__2PRFIN20060507_182355_000000512047_00285_21882_9698.N1	07-MAY-2006 18:23:55	Straylight	50.500	4	Alp1Cen	-0.010000	5800.0	101	21882	No
213	GOM_NL__2PRFIN20060507_182724_000000372047_00285_21882_9699.N1	07-MAY-2006 18:27:24	Straylight	36.500	78	Alp Lup	2.3040	28000.	73	21882	No
214	GOM_NL__2PRFIN20060507_182856_000000382047_00285_21882_9700.N1	07-MAY-2006 18:28:56	Straylight	37.500	81	Eta Cen	2.3560	28000.	75	21882	No
215	GOM_NL__2PRFIN20060507_183056_000000422047_00285_21882_9701.N1	07-MAY-2006 18:30:56	Tw_i_and_stray	42.000	54	5The Cen	2.0550	4500.0	84	21882	No
216	GOM_NL__2PRFIN20060507_183507_000000362047_00285_21882_9702.N1	07-MAY-2006 18:35:07	Bright	36.000	169	46Gam Hya	2.9910	4700.0	72	21882	No
217	GOM_NL__2PRFIN20060507_183824_000000372047_00285_21882_9703.N1	07-MAY-2006 18:38:24	Bright	36.500	15	67Alp Vir	0.97600	28000.	73	21882	No
218	GOM_NL__2PRFIN20060507_184444_000000352047_00285_21882_9704.N1	07-MAY-2006 18:44:44	Bright	34.500	138	47Eps Vir	2.8280	4700.0	69	21882	No
219	GOM_NL__2PRFIN20060507_184641_000000362047_00285_21882_9705.N1	07-MAY-2006 18:46:41	Bright	36.000	111	8Eta Boo	2.6800	6000.0	72	21882	No

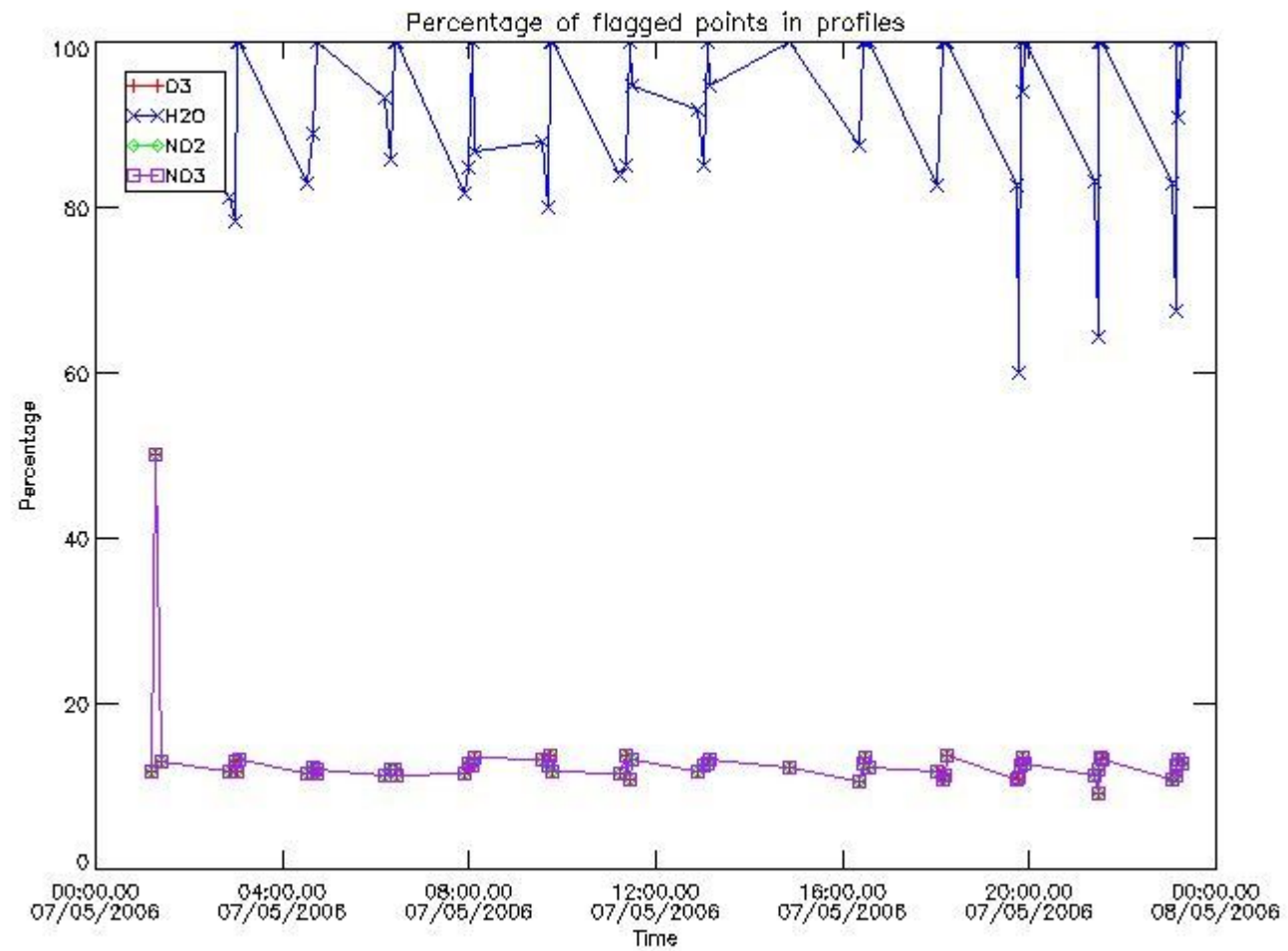
220	GOM_NL__2PRFIN20060507_185222_000000522047_00285_21882_9706.N1	07-MAY-2006 18:52:22	Bright	52.000	152	12Alp2CVn	2.8900	11000.	104	21882	No
221	GOM_NL__2PRFIN20060507_185532_000000372047_00285_21882_9707.N1	07-MAY-2006 18:55:32	Bright	37.000	39	85Eta UMa	1.8540	24000.	74	21882	No
222	GOM_NL__2PRFIN20060507_185700_000000362047_00285_21882_9708.N1	07-MAY-2006 18:57:00	Bright	35.500	55	79Zet UMa	2.0600	10200.	71	21882	No
223	GOM_NL__2PRFIN20060507_190300_000000382047_00285_21882_9709.N1	07-MAY-2006 19:03:00	Bright	38.000	60	7Bet UMi	2.0810	3950.0	76	21882	No
224	GOM_NL__2PRFIN20060507_190704_000000362047_00285_21882_9710.N1	07-MAY-2006 19:07:04	Bright	35.500	49	1Alp UMi	1.9900	6300.0	71	21882	No
225	GOM_NL__2PRFIN20060507_191512_000000322047_00285_21882_9711.N1	07-MAY-2006 19:15:12	Bright	32.000	76	27Gam Cas	2.3000	30000.	64	21882	No
226	GOM_NL__2PRFIN20060507_191626_000000332047_00285_21882_9712.N1	07-MAY-2006 19:16:26	Bright	32.500	68	18Alp Cas	2.2250	4500.0	65	21882	No
227	GOM_NL__2PRFIN20060507_192434_000000352047_00285_21882_9713.N1	07-MAY-2006 19:24:34	Bright	35.000	58	21Alp And	2.0730	11000.	70	21882	No
228	GOM_NL__2PRFIN20060507_194254_000000472047_00285_21882_9714.N1	07-MAY-2006 19:42:54	Dark	46.500	18	24Alp PsA	1.1660	9700.0	93	21882	No
229	GOM_NL__2PRFIN20060507_194729_000000462047_00285_21882_9715.N1	07-MAY-2006 19:47:29	Dark	45.500	63	Bet Gru	2.1500	2800.0	91	21882	No
230	GOM_NL__2PRFIN20060507_194844_000000412047_00285_21882_9716.N1	07-MAY-2006 19:48:44	Dark	40.500	31	Alp Gru	1.7340	15200.	81	21882	No
231	GOM_NL__2PRFIN20060507_195101_000000422047_00286_21883_9694.N1	07-MAY-2006 19:51:01	Dark	41.500	148	Alp Tuc	2.8780	4100.0	83	21883	No
232	GOM_NL__2PRFIN20060507_195419_000000402047_00286_21883_9695.N1	07-MAY-2006 19:54:19	Dark	40.000	45	Alp Pav	1.9400	26000.	80	21883	No
233	GOM_NL__2PRFIN20060507_200025_000000482047_00286_21883_9696.N1	07-MAY-2006 20:00:25	Straylight	47.500	43	Alp TrA	1.9100	4250.0	95	21883	No
234	GOM_NL__2PRFIN20060507_200237_000000372047_00286_21883_9697.N1	07-MAY-2006 20:02:37	Straylight	36.500	134	Bet TrA	2.8100	6600.0	73	21883	No
235	GOM_NL__2PRFIN20060507_200431_000000482047_00286_21883_9698.N1	07-MAY-2006 20:04:31	Straylight	47.500	4	Alp1Cen	-0.010000	5800.0	95	21883	No
236	GOM_NL__2PRFIN20060507_200800_000000382047_00286_21883_9699.N1	07-MAY-2006 20:08:00	Straylight	38.000	78	Alp Lup	2.3040	28000.	76	21883	No
237	GOM_NL__2PRFIN20060507_200932_000000412047_00286_21883_9700.N1	07-MAY-2006 20:09:32	Straylight	41.000	81	Eta Cen	2.3560	28000.	82	21883	No
238	GOM_NL__2PRFIN20060507_201132_000000442047_00286_21883_9701.N1	07-MAY-2006 20:11:32	Tw_i_and_stray	43.500	54	5The Cen	2.0550	4500.0	87	21883	No
239	GOM_NL__2PRFIN20060507_201543_000000382047_00286_21883_9702.N1	07-MAY-2006 20:15:43	Bright	37.500	169	46Gam Hya	2.9910	4700.0	75	21883	No
240	GOM_NL__2PRFIN20060507_201900_000000382047_00286_21883_9703.N1	07-MAY-2006 20:19:00	Bright	37.500	15	67Alp Vir	0.97600	28000.	75	21883	No
241	GOM_NL__2PRFIN20060507_202520_000000362047_00286_21883_9704.N1	07-MAY-2006 20:25:20	Bright	35.500	138	47Eps Vir	2.8280	4700.0	71	21883	No
242	GOM_NL__2PRFIN20060507_202717_000000362047_00286_21883_9705.N1	07-MAY-2006 20:27:17	Bright	35.500	111	8Eta Boo	2.6800	6000.0	71	21883	No
243	GOM_NL__2PRFIN20060507_203258_000000362047_00286_21883_9706.N1	07-MAY-2006 20:32:58	Bright	36.000	152	12Alp2CVn	2.8900	11000.	72	21883	No
244	GOM_NL__2PRFIN20060507_203608_000000372047_00286_21883_9707.N1	07-MAY-2006 20:36:08	Bright	37.000	39	85Eta UMa	1.8540	24000.	74	21883	No
245	GOM_NL__2PRFIN20060507_203736_000000372047_00286_21883_9708.N1	07-MAY-2006 20:37:36	Bright	37.000	55	79Zet UMa	2.0600	10200.	74	21883	No
246	GOM_NL__2PRFIN20060507_204335_000000402047_00286_21883_9709.N1	07-MAY-2006 20:43:35	Bright	39.500	60	7Bet UMi	2.0810	3950.0	79	21883	No
247	GOM_NL__2PRFIN20060507_204740_000000362047_00286_21883_9710.N1	07-MAY-2006 20:47:40	Bright	35.500	49	1Alp UMi	1.9900	6300.0	71	21883	No
248	GOM_NL__2PRFIN20060507_205547_000000352047_00286_21883_9711.N1	07-MAY-2006 20:55:47	Bright	34.500	76	27Gam Cas	2.3000	30000.	69	21883	No
249	GOM_NL__2PRFIN20060507_205702_000000522047_00286_21883_9712.N1	07-MAY-2006 20:57:02	Bright	52.000	68	18Alp Cas	2.2250	4500.0	104	21883	No
250	GOM_NL__2PRFIN20060507_210510_000000352047_00286_21883_9713.N1	07-MAY-2006 21:05:10	Bright	34.500	58	21Alp And	2.0730	11000.	69	21883	No
251	GOM_NL__2PRFIN20060507_212330_000000452047_00286_21883_9714.N1	07-MAY-2006 21:23:30	Dark	45.000	18	24Alp PsA	1.1660	9700.0	90	21883	No
252	GOM_NL__2PRFIN20060507_212806_000000552047_00286_21883_9715.N1	07-MAY-2006 21:28:06	Dark	55.000	63	Bet Gru	2.1500	2800.0	110	21883	No
253	GOM_NL__2PRFIN20060507_212921_000000422047_00286_21883_9716.N1	07-MAY-2006 21:29:21	Dark	42.000	31	Alp Gru	1.7340	15200.	84	21883	No
254	GOM_NL__2PRFIN20060507_213137_000000382047_00287_21884_9694.N1	07-MAY-2006 21:31:37	Dark	37.500	148	Alp Tuc	2.8780	4100.0	75	21884	No
255	GOM_NL__2PRFIN20060507_213455_000000432047_00287_21884_9695.N1	07-MAY-2006 21:34:55	Dark	42.500	45	Alp Pav	1.9400	26000.	85	21884	No
256	GOM_NL__2PRFIN20060507_214101_000000382047_00287_21884_9696.N1	07-MAY-2006 21:41:01	Straylight	38.000	43	Alp TrA	1.9100	4250.0	76	21884	No
257	GOM_NL__2PRFIN20060507_214313_000000382047_00287_21884_9697.N1	07-MAY-2006 21:43:13	Straylight	37.500	134	Bet TrA	2.8100	6600.0	75	21884	No
258	GOM_NL__2PRFIN20060507_214507_000000522047_00287_21884_9698.N1	07-MAY-2006 21:45:07	Straylight	52.000	4	Alp1Cen	-0.010000	5800.0	104	21884	No
259	GOM_NL__2PRFIN20060507_214836_000000382047_00287_21884_9699.N1	07-MAY-2006 21:48:36	Straylight	38.000	78	Alp Lup	2.3040	28000.	76	21884	No
260	GOM_NL__2PRFIN20060507_215008_000000382047_00287_21884_9700.N1	07-MAY-2006 21:50:08	Straylight	37.500	81	Eta Cen	2.3560	28000.	75	21884	No
261	GOM_NL__2PRFIN20060507_215208_000000412047_00287_21884_9701.N1	07-MAY-2006 21:52:08	Tw_i_and_stray	41.000	54	5The Cen	2.0550	4500.0	82	21884	No
262	GOM_NL__2PRFIN20060507_215620_000000392047_00287_21884_9702.N1	07-MAY-2006 21:56:20	Bright	39.000	169	46Gam Hya	2.9910	4700.0	78	21884	No
263	GOM_NL__2PRFIN20060507_215936_000000382047_00287_21884_9703.N1	07-MAY-2006 21:59:36	Bright	38.000	15	67Alp Vir	0.97600	28000.	76	21884	No
264	GOM_NL__2PRFIN20060507_220556_000000352047_00287_21884_9704.N1	07-MAY-2006 22:05:56	Bright	34.500	138	47Eps Vir	2.8280	4700.0	69	21884	No
265	GOM_NL__2PRFIN20060507_220753_000000362047_00287_21884_9705.N1	07-MAY-2006 22:07:53	Bright	36.000	111	8Eta Boo	2.6800	6000.0	72	21884	No
266	GOM_NL__2PRFIN20060507_221334_000000352047_00287_21884_9706.N1	07-MAY-2006 22:13:34	Bright	35.000	152	12Alp2CVn	2.8900	11000.	70	21884	No
267	GOM_NL__2PRFIN20060507_221644_000000372047_00287_21884_9707.N1	07-MAY-2006 22:16:44	Bright	37.000	39	85Eta UMa	1.8540	24000.	74	21884	No
268	GOM_NL__2PRFIN20060507_221812_000000372047_00287_21884_9708.N1	07-MAY-2006 22:18:12	Bright	36.500	55	79Zet UMa	2.0600	10200.	73	21884	No
269	GOM_NL__2PRFIN20060507_222411_000000382047_00287_21884_9709.N1	07-MAY-2006 22:24:11	Bright	38.000	60	7Bet UMi	2.0810	3950.0	76	21884	No
270	GOM_NL__2PRFIN20060507_222816_000000362047_00287_21884_9710.N1	07-MAY-2006 22:28:16	Bright	35.500	49	1Alp UMi	1.9900	6300.0	71	21884	No
271	GOM_NL__2PRFIN20060507_223623_000000352047_00287_21884_9711.N1	07-MAY-2006 22:36:23	Bright	35.000	76	27Gam Cas	2.3000	30000.	70	21884	No
272	GOM_NL__2PRFIN20060507_223738_000000342047_00287_21884_9712.N1	07-MAY-2006 22:37:38	Bright	34.000	68	18Alp Cas	2.2250	4500.0	68	21884	No
273	GOM_NL__2PRFIN20060507_224546_000000362047_00287_21884_9713.N1	07-MAY-2006 22:45:46	Bright	35.500	58	21Alp And	2.0730	11000.	71	21884	No
274	GOM_NL__2PRFIN20060507_230407_000000472047_00287_21884_9714.N1	07-MAY-2006 23:04:07	Dark	47.000	18	24Alp PsA	1.1660	9700.0	94	21884	No
275	GOM_NL__2PRFIN20060507_230842_000000452047_00287_21884_9715.N1	07-MAY-2006 23:08:42	Dark	45.000	63	Bet Gru	2.1500	2800.0	90	21884	No
276	GOM_NL__2PRFIN20060507_230957_000000412047_00287_21884_9716.N1	07-MAY-2006 23:09:57	Dark	40.500	31	Alp Gru	1.7340	15200.	81	21884	No
277	GOM_NL__2PRFIN20060507_231213_000000392047_00288_21885_9694.N1	07-MAY-2006 23:12:13	Dark	38.500	148	Alp Tuc	2.8780	4100.0	77	21885	No
278	GOM_NL__2PRFIN20060507_231532_000000402047_00288_21885_9695.N1	07-MAY-2006 23:15:32	Dark	40.000	45	Alp Pav	1.9400	26000.	80	21885	No

279	GOM_NL__2PRFIN20060507_232137_000000392047_00288_21885_9696.N1	07-MAY-2006 23:21:37	Straylight	38.500	43	Alp TrA	1.9100	4250.0	77	21885	No
280	GOM_NL__2PRFIN20060507_232349_000000382047_00288_21885_9697.N1	07-MAY-2006 23:23:49	Straylight	37.500	134	Bet TrA	2.8100	6600.0	75	21885	No
281	GOM_NL__2PRFIN20060507_232543_000000502047_00288_21885_9698.N1	07-MAY-2006 23:25:43	Straylight	50.000	4	Alp1Cen	-0.010000	5800.0	100	21885	No
282	GOM_NL__2PRFIN20060507_232913_000000392047_00288_21885_9699.N1	07-MAY-2006 23:29:13	Straylight	38.500	78	Alp Lup	2.3040	28000.	77	21885	No
283	GOM_NL__2PRFIN20060507_233044_000000402047_00288_21885_9700.N1	07-MAY-2006 23:30:44	Straylight	39.500	81	Eta Cen	2.3560	28000.	79	21885	No
284	GOM_NL__2PRFIN20060507_233244_000000432047_00288_21885_9701.N1	07-MAY-2006 23:32:44	Twilight_stray	43.000	54	5The Cen	2.0550	4500.0	86	21885	No
285	GOM_NL__2PRFIN20060507_233656_000000412047_00288_21885_9702.N1	07-MAY-2006 23:36:56	Bright	40.500	169	46Gam Hya	2.9910	4700.0	81	21885	No
286	GOM_NL__2PRFIN20060507_234012_000000382047_00288_21885_9703.N1	07-MAY-2006 23:40:12	Bright	37.500	15	67Alp Vir	0.97600	28000.	75	21885	No
287	GOM_NL__2PRFIN20060507_234633_000000352047_00288_21885_9704.N1	07-MAY-2006 23:46:33	Bright	34.500	138	47Eps Vir	2.8280	4700.0	69	21885	No
288	GOM_NL__2PRFIN20060507_234829_000000362047_00288_21885_9705.N1	07-MAY-2006 23:48:29	Bright	35.500	111	8Eta Boo	2.6800	6000.0	71	21885	No
289	GOM_NL__2PRFIN20060507_235410_000000352047_00288_21885_9706.N1	07-MAY-2006 23:54:10	Bright	35.000	152	12Alp2CVn	2.8900	11000.	70	21885	No
290	GOM_NL__2PRFIN20060507_235720_000000352047_00288_21885_9707.N1	07-MAY-2006 23:57:20	Bright	34.500	39	85Eta UMa	1.8540	24000.	69	21885	No
291	GOM_NL__2PRFIN20060507_235848_000000352047_00288_21885_9708.N1	07-MAY-2006 23:58:48	Bright	35.000	55	79Zet UMa	2.0600	10200.	70	21885	No

### 3. Quality information per product

In this section it is plotted some information contained in the Quality Summary data set of the level 2 products. Only products in dark limb conditions and without errors (error flag in the MPH set to "0") are used.

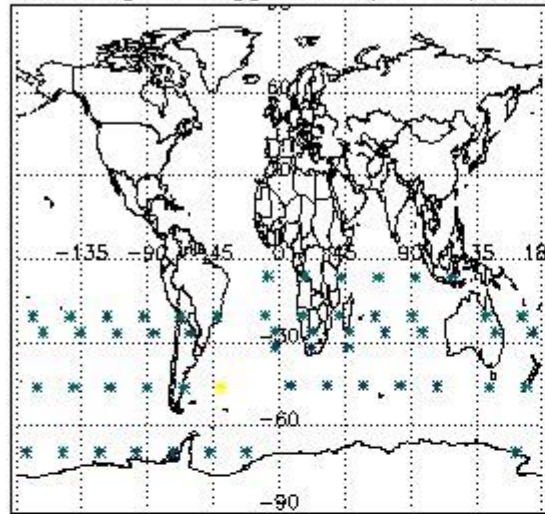
#### 3.1 Plot quality information per product (time dependant)



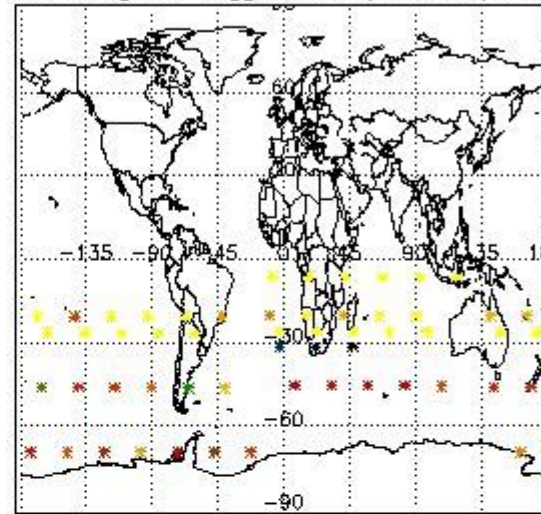
#### 3.2 Plot quality information per product (world map)



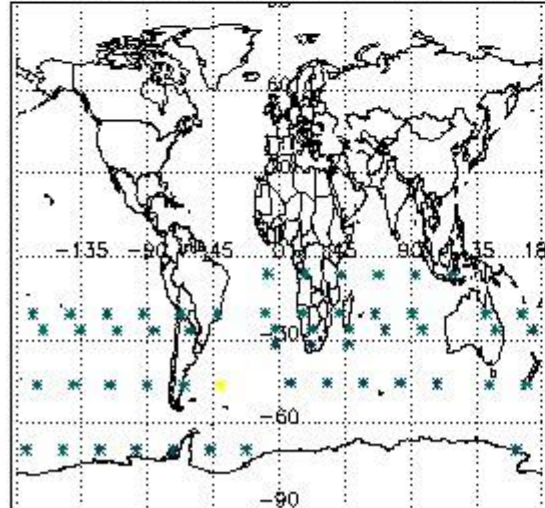
Percentage of flagged data per O3 profile



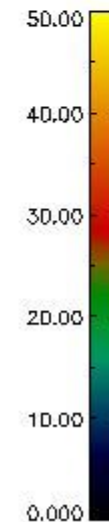
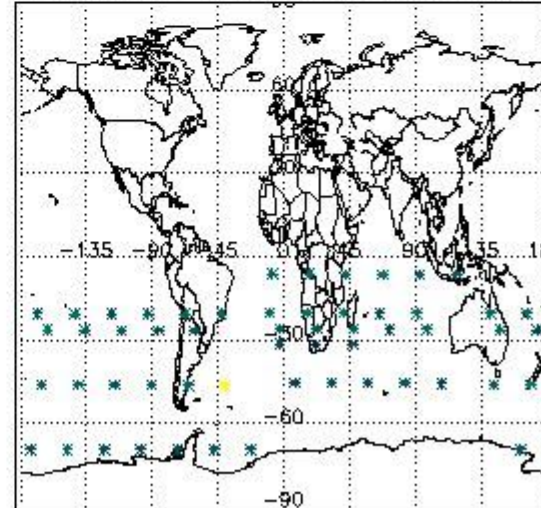
Percentage of flagged data per H2O profile



Percentage of flagged data per NO2 profile



Percentage of flagged data per NO3 profile



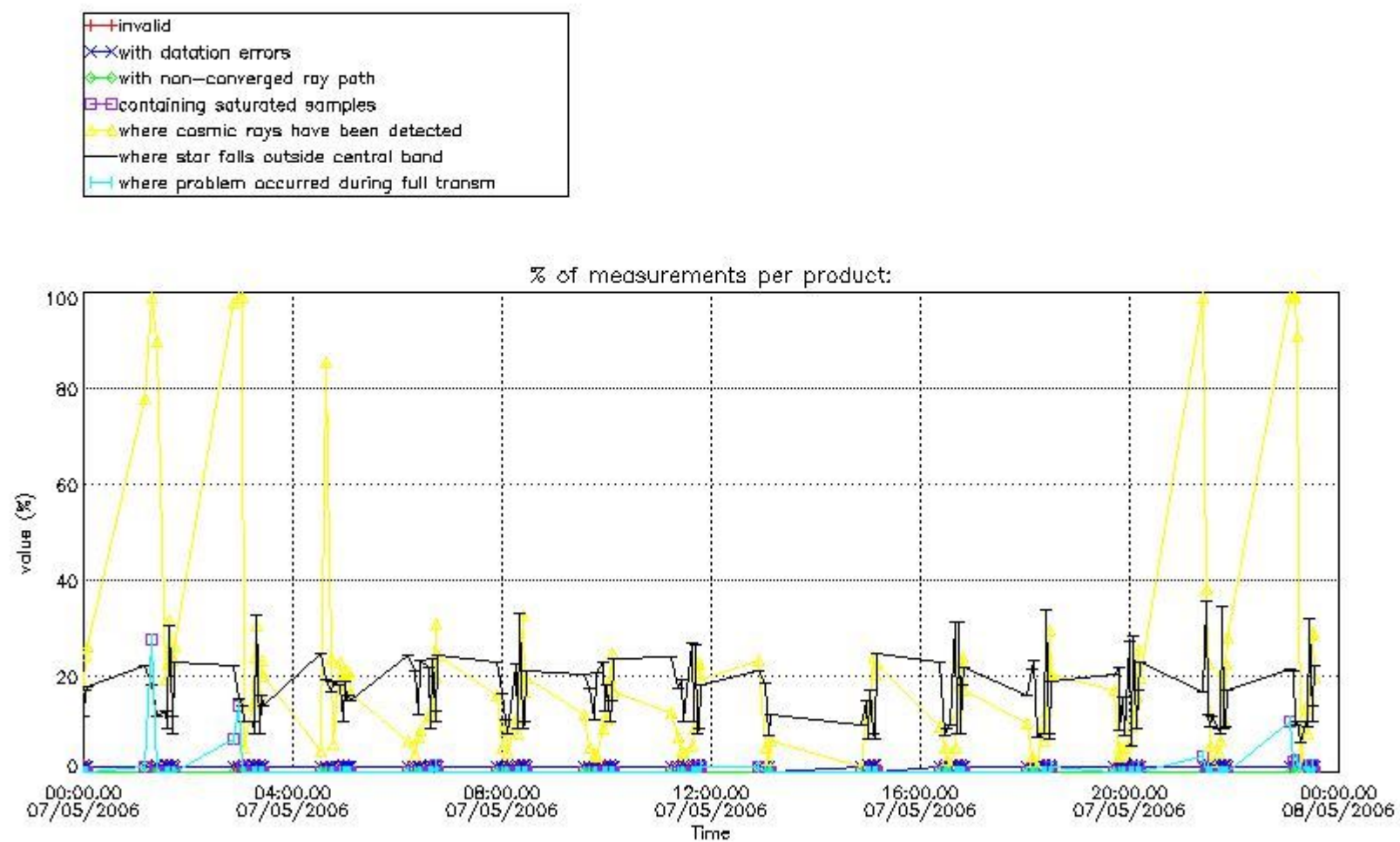
#### 4. Level 1 quality information per product

In this section it is plotted some information contained in the Quality Summary data set of the level 2 products that comes from the level 1b processing. Products without errors (error flag in the MPH set to "0") are used.

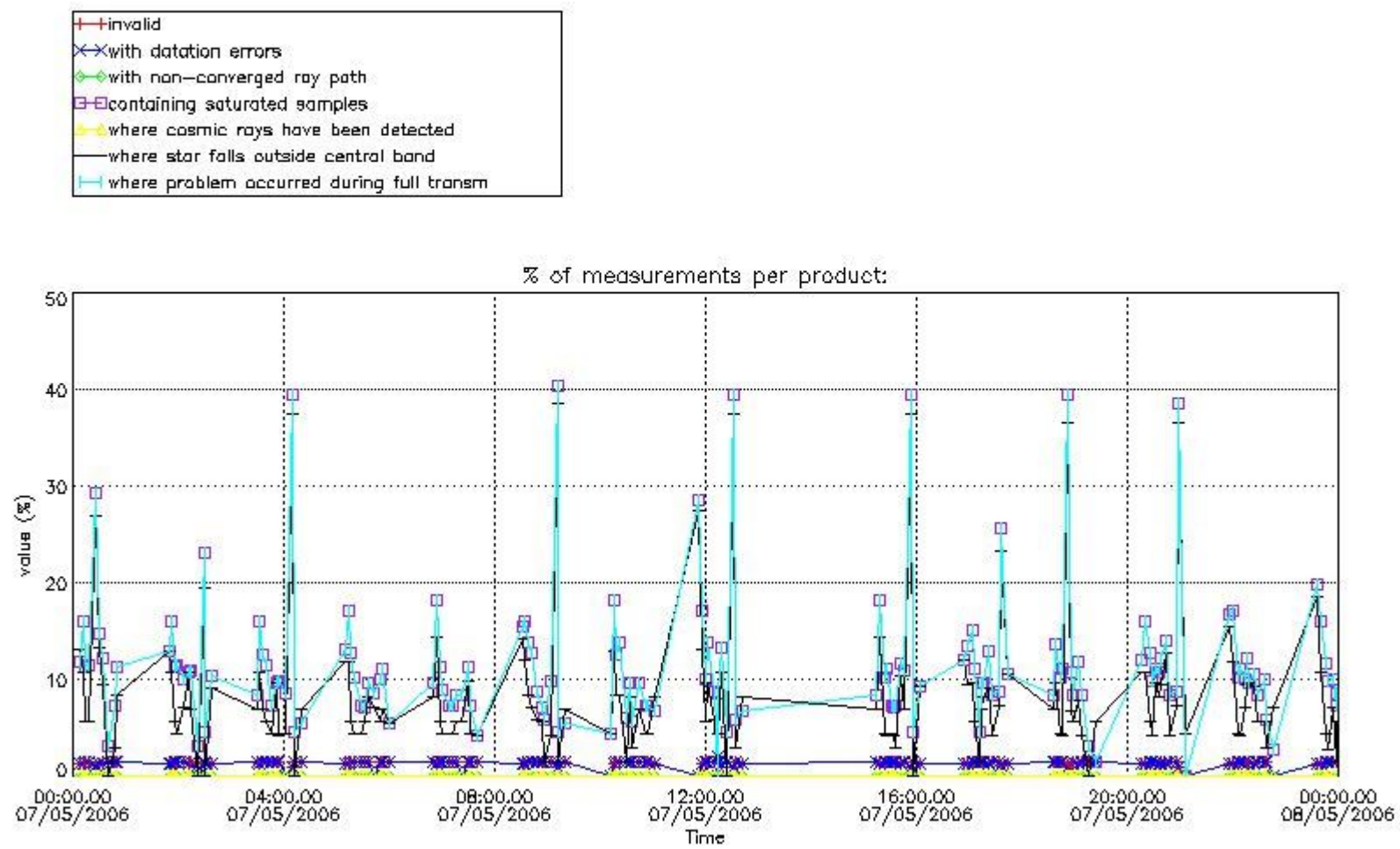
##### 4.1 Plot quality information per product (time dependant) coming from level 1b processing

##### 4.1.1 Plot level 1 quality information per product (time dependant): ENVISAT ASCENDING passes





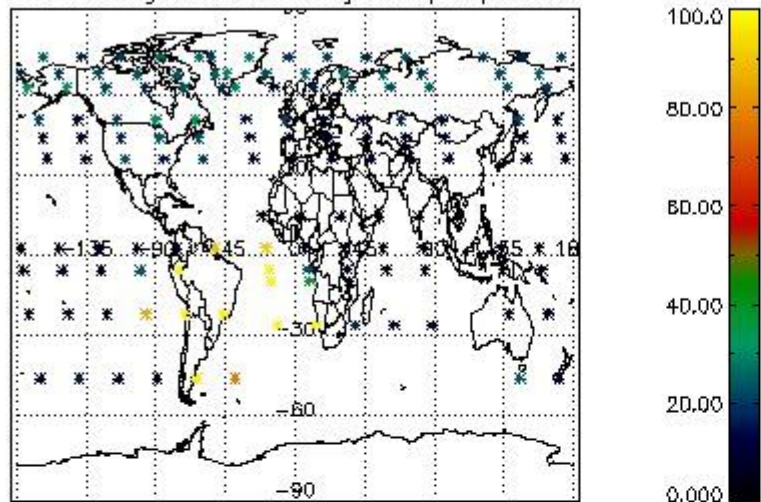
4.1.2 Plot level 1 quality information per product (time dependant): ENVI SAT DESCENDING passes



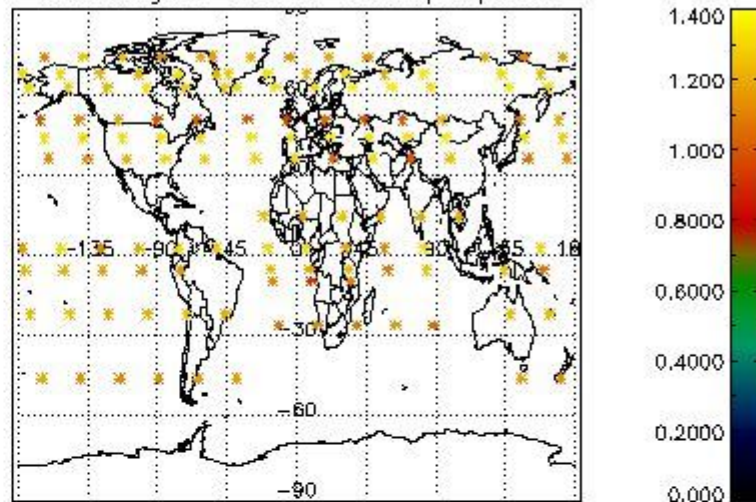
*4.2 Plot quality information per product coming from level 1b processing (world map)*

*4.2.1 Plot level 1 quality information per product (world map): ENVISAT ASCENDING passes*

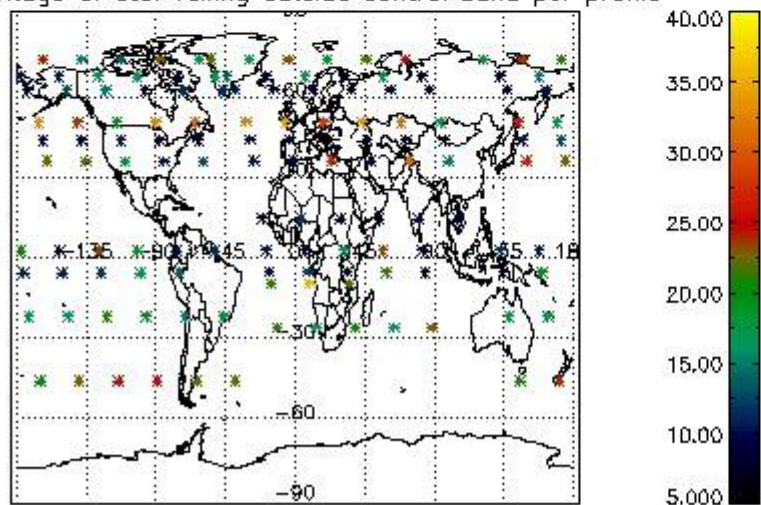
Percentage of cosmic ray hits per profile



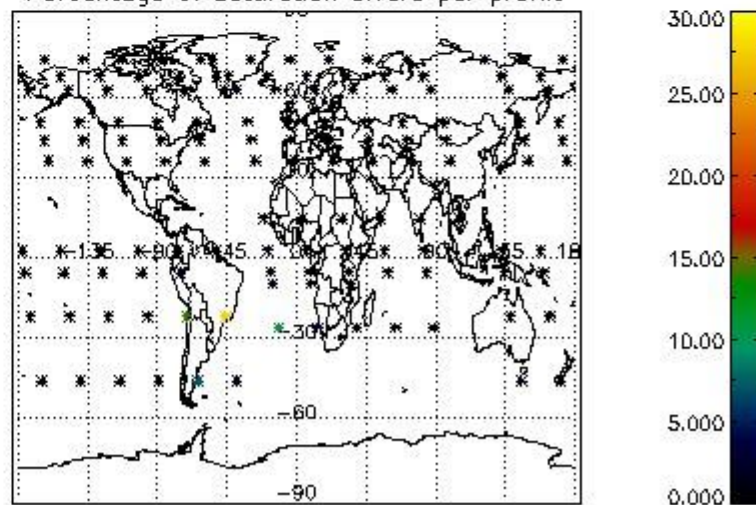
Percentage of datation errors per profile



Percentage of star falling outside central band per profile

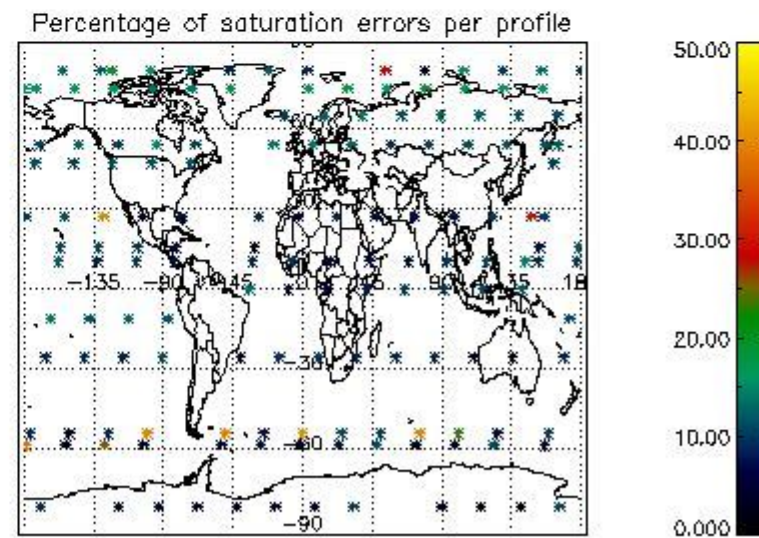
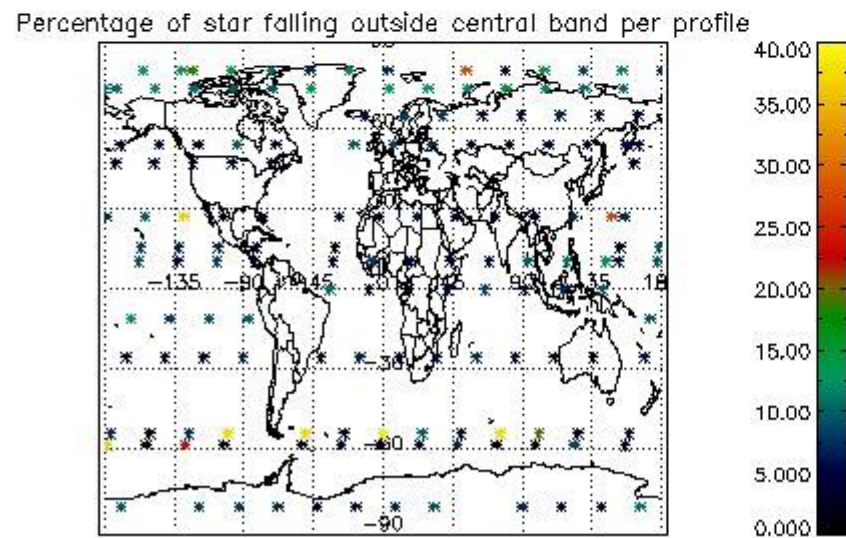
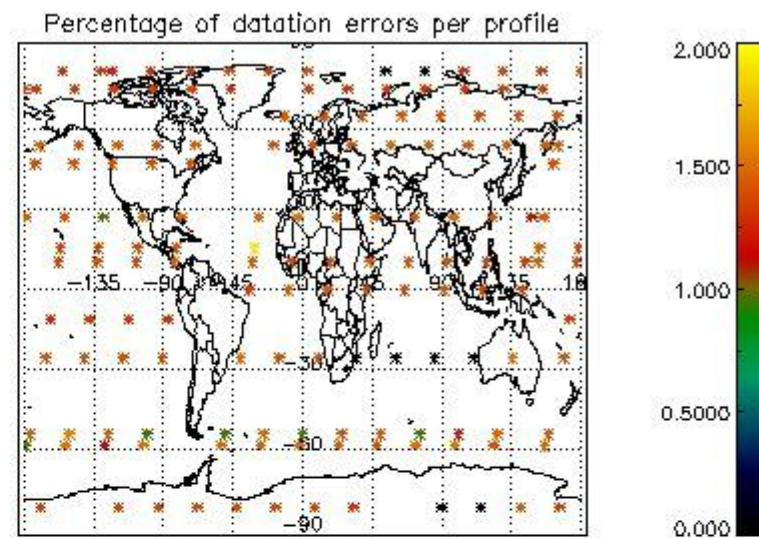
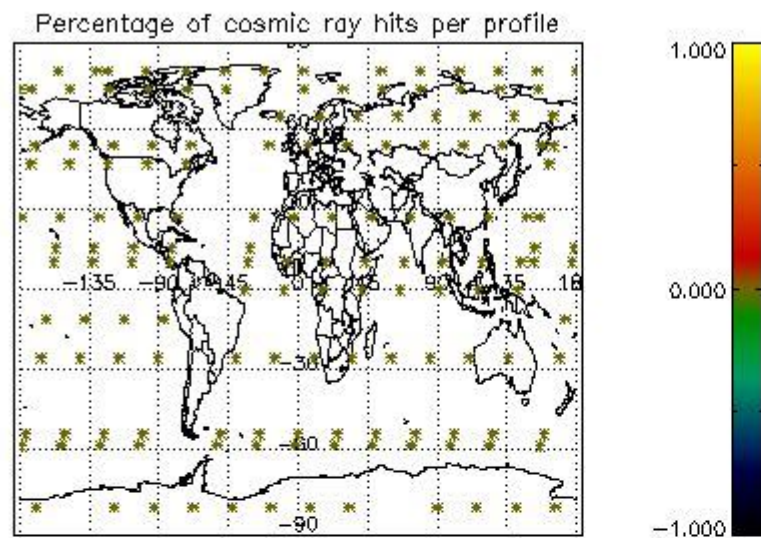


Percentage of saturation errors per profile



4.2.2 Plot level 1 quality information per product (world map): ENVISAT DESCENDING passes





## 5. Trace gas profiles

### 5.1 Ozone statistics based on quality of products

The final quality of the products can be "measured" using the STD (Standard Deviation) attached to every point profile. This information is written to the parameter GOM\_NL\_\_2P/NL\_LOCAL\_SPECIES\_DENSITY/o3\_std of the level 2 products. The table below shows the statistics for given STD ranges.

The statistics are given with respect to the overall valid production:

- Products without fatal errors: GOM\_NL\_\_2P/MPH/PRODUCT\_ERR=0
- Valid point profile: GOM\_NL\_\_2P/NL\_LOCAL\_SPECIES\_DENSITY/pcd(0)=0

The 'Criteria' is applied to valid points of dark limb products:

- Products in dark limb illumination condition: GOM\_NL\_\_2P/NL\_SUMMARY\_QUALITY/obs\_ill\_cond=0
- Products without fatal errors: GOM\_NL\_\_2P/MPH/PRODUCT\_ERR=0
- Valid point profile: GOM\_NL\_\_2P/NL\_LOCAL\_SPECIES\_DENSITY/pcd(0)=0

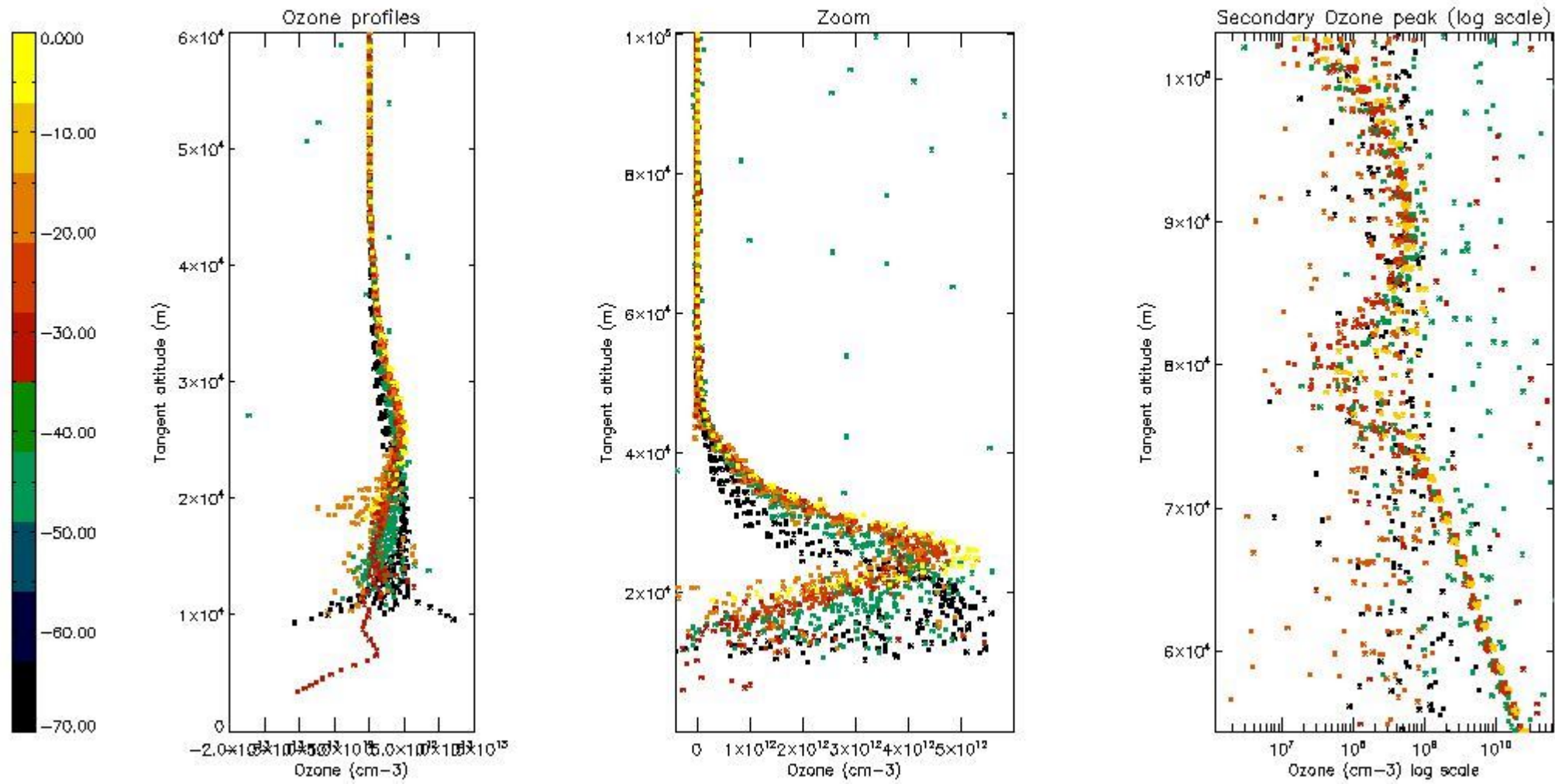
So, the table below shows the percentage of dark limb and valid observations for each criteria with respect to the overall valid daily observations.

Criteria	% of total production
All STD	21
STD < 20	10

STD < 10	7
STD < 5	5

5.2 Plot ozone profiles for all STD (dark without errors)

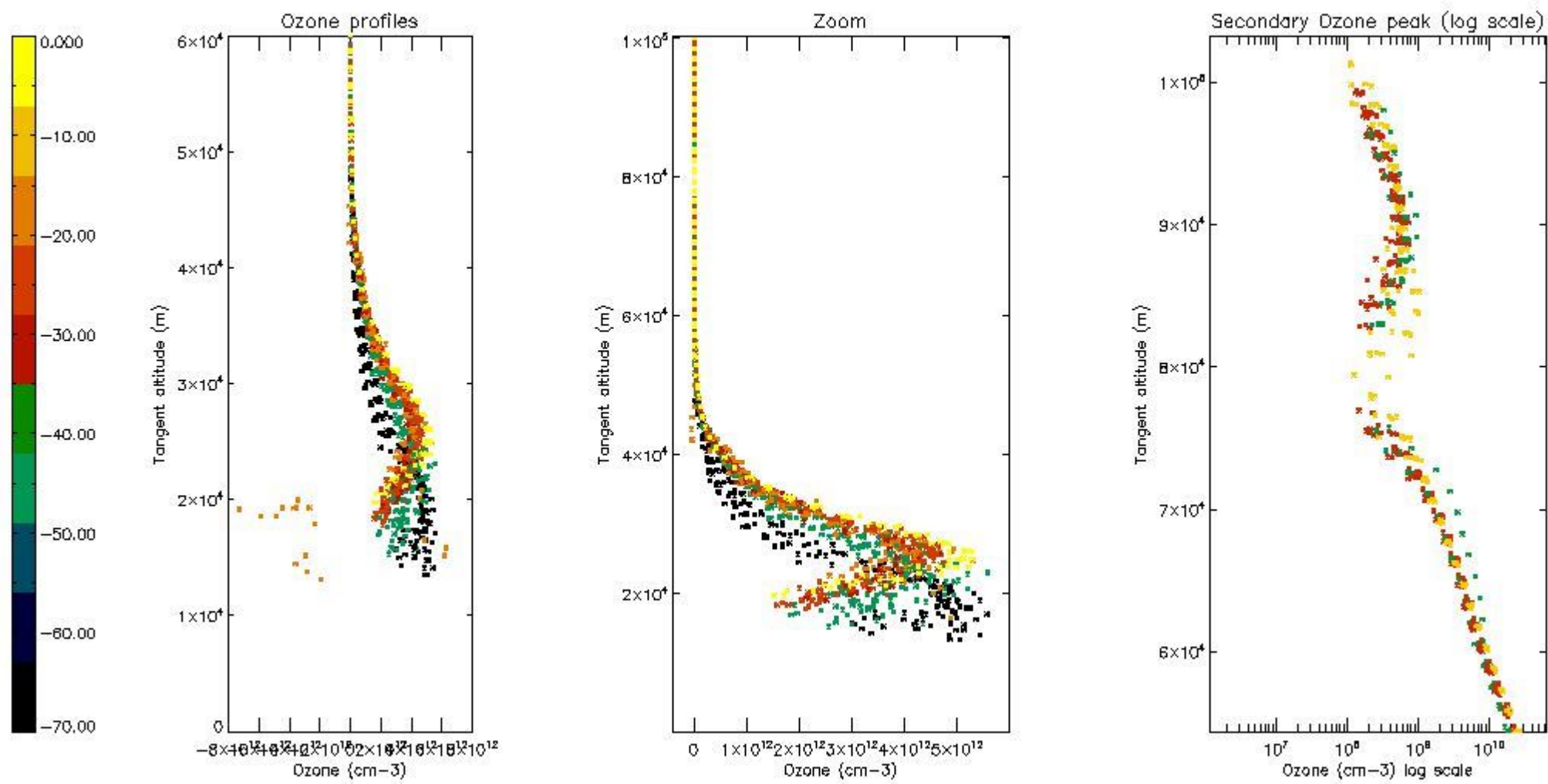
The colorbar represents the latitude.



5.3 Plot ozone profiles where STD < 20% (dark without errors)

The colorbar represents the latitude.

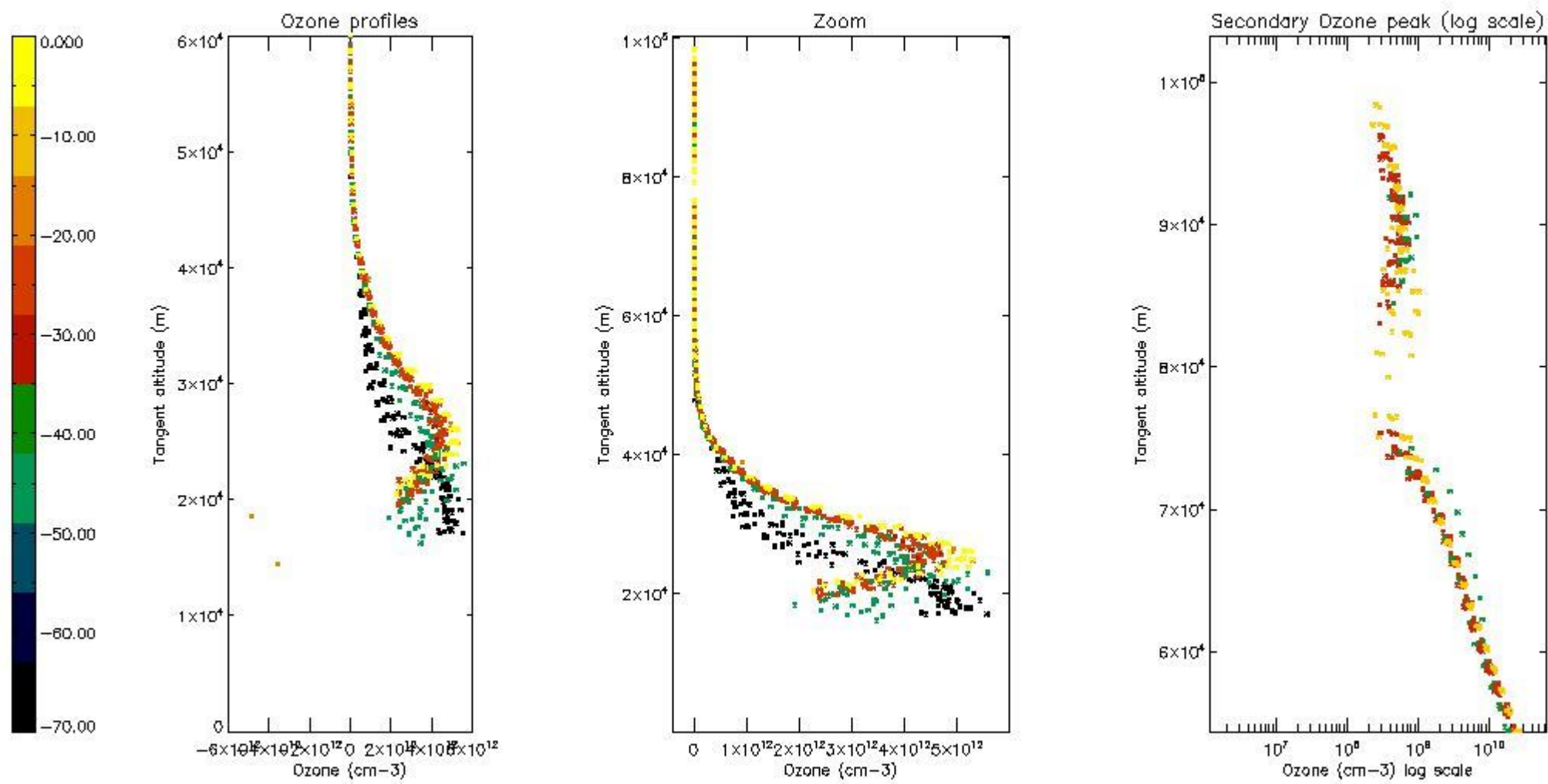




*5.4 Plot ozone profiles where STD < 10% (dark without errors)*

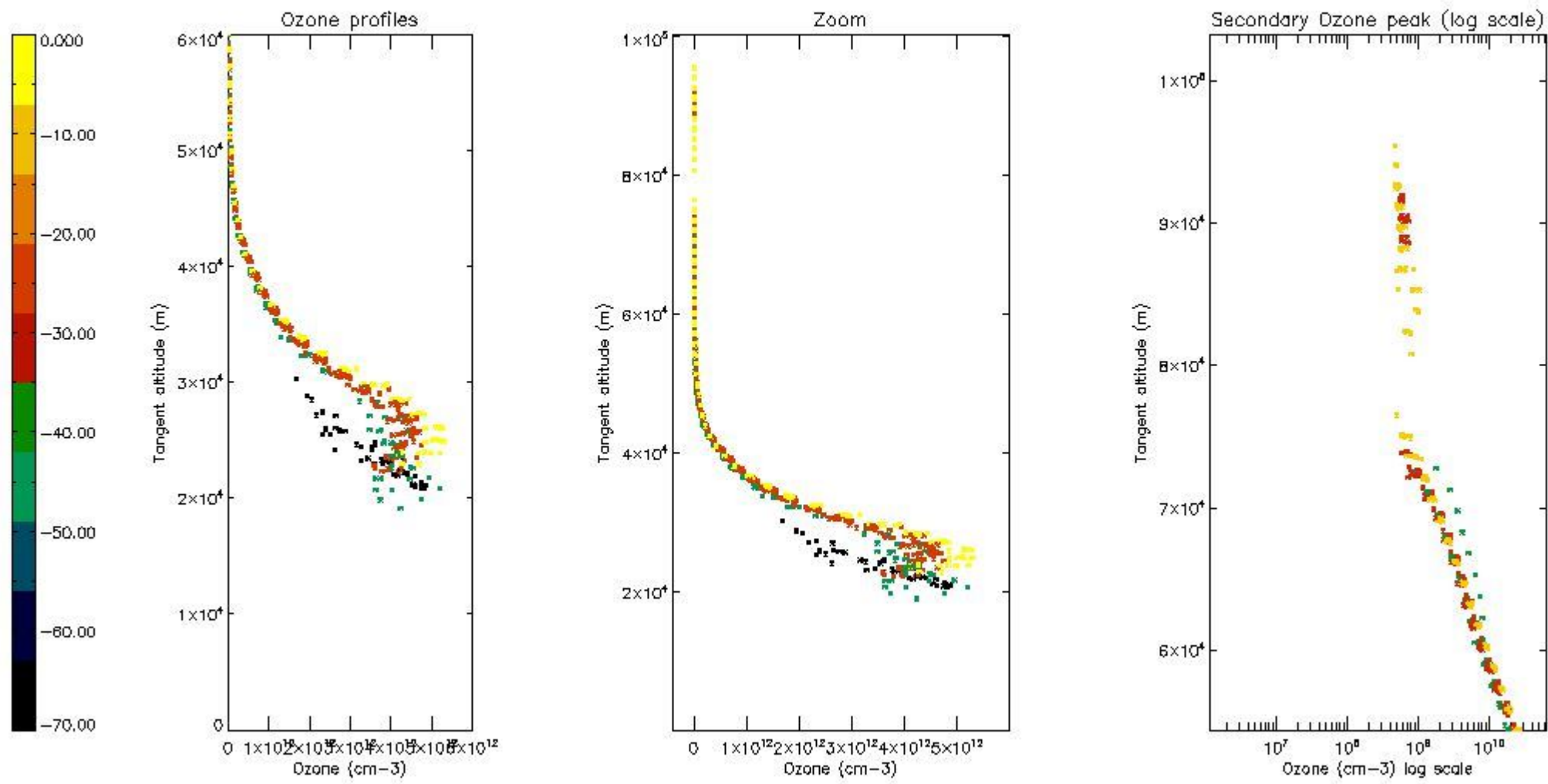
The colorbar represents the latitude.





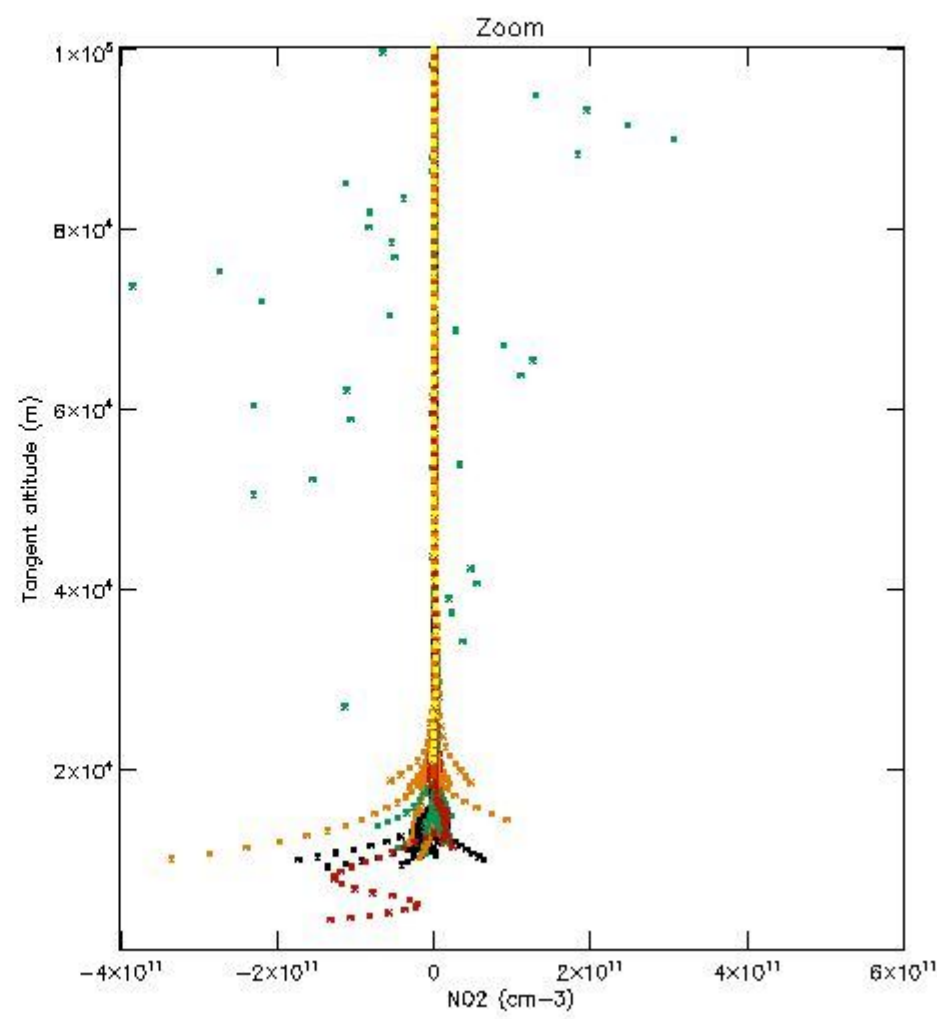
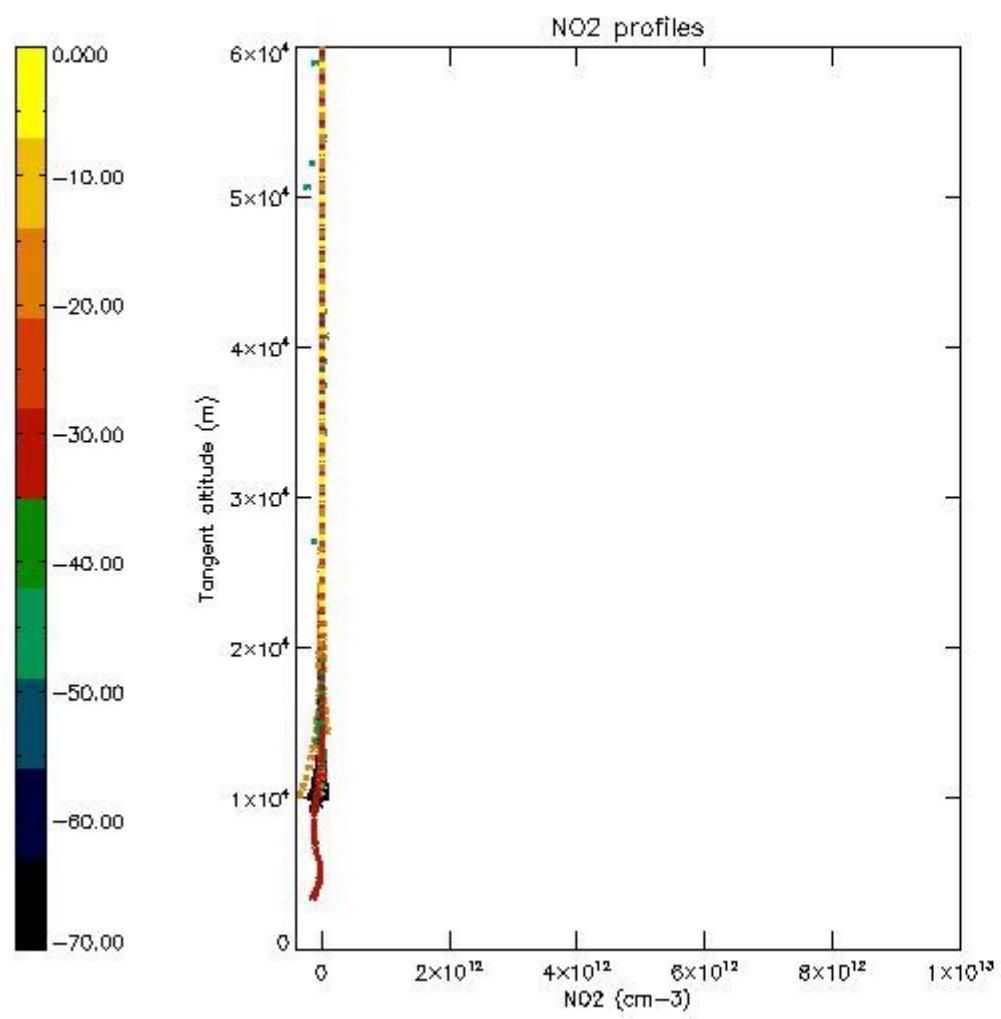
*5.5 Plot ozone profiles where STD < 5% (dark without errors)*

The colorbar represents the latitude.



*5.6 Plot NO<sub>2</sub> profiles for all STD (dark without errors)*

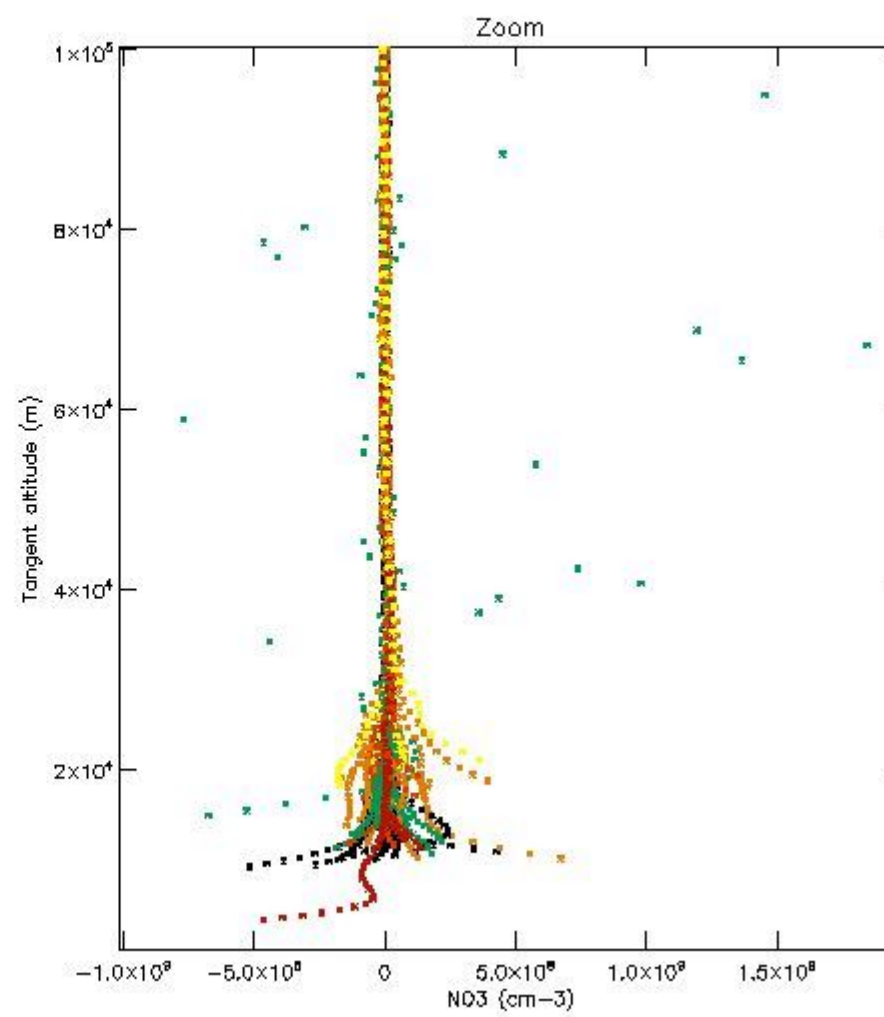
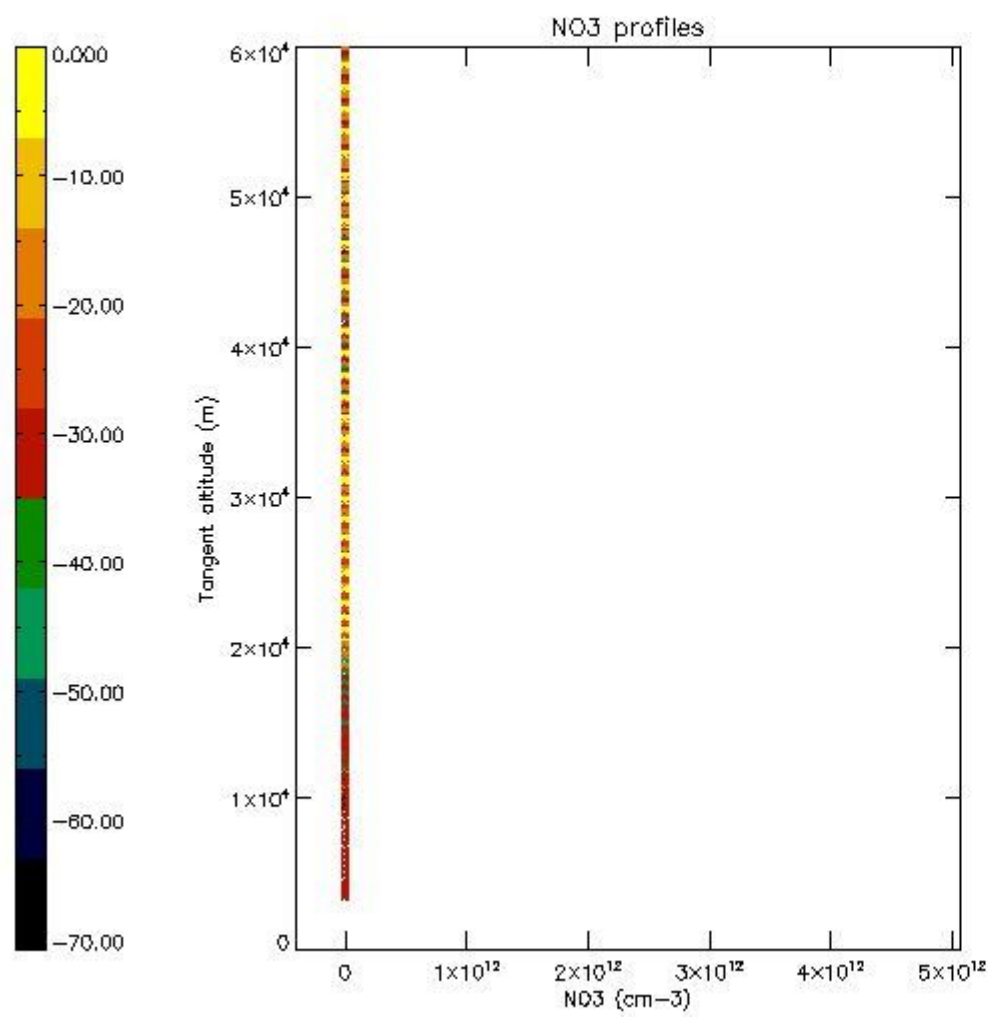
The colorbar represents the latitude.



*5.7 Plot NO3 profiles for all STD (dark without errors)*

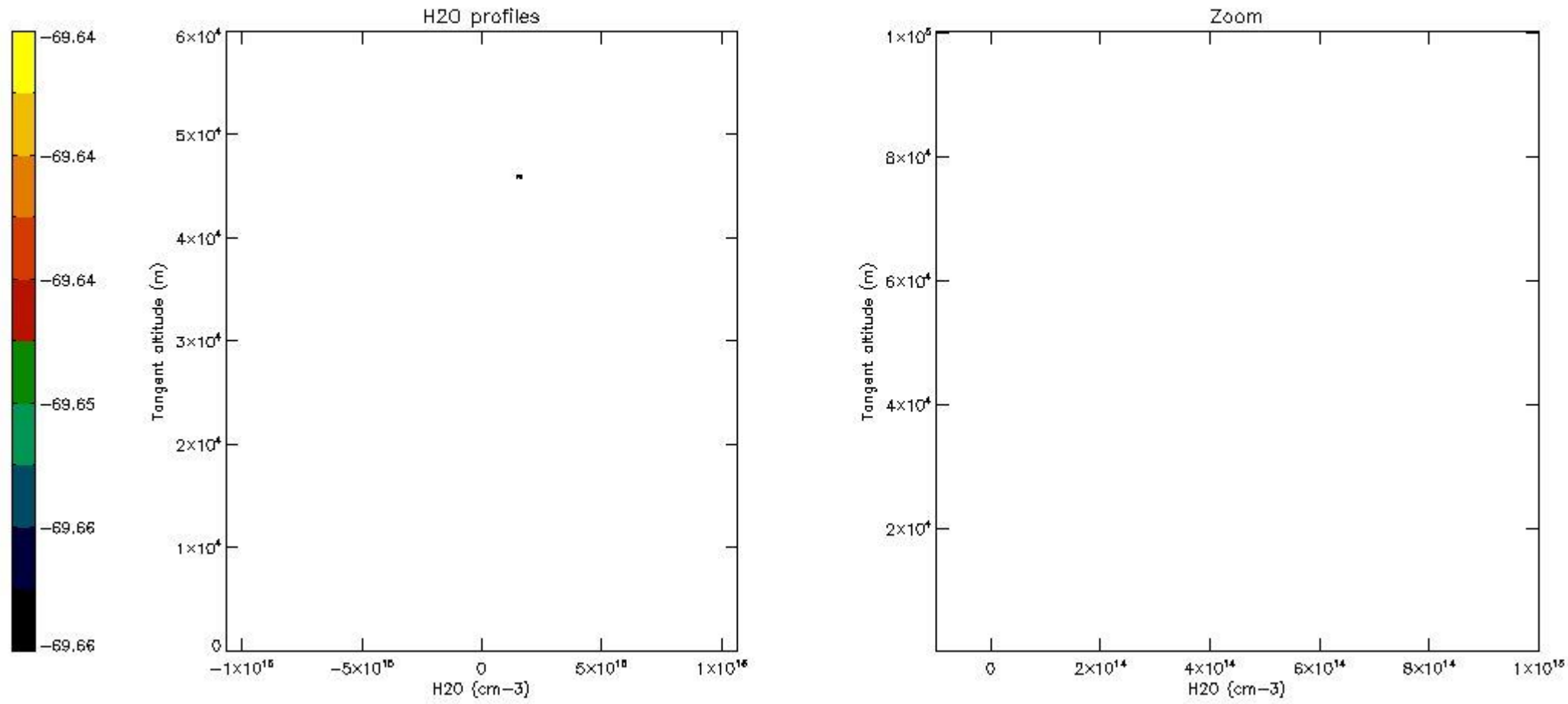
The colorbar represents the latitude.





5.8 Plot H2O profiles for all STD (only for occultations of stars 1,2,3,4,13,14,16,26,63 dark without errors)

The colorbar represents the latitude.



## 6. Auxiliary Data Files used for the production reported in section 2

The number reported in the third column indicates since which file (see list in section 2) the corresponding auxiliary file has been used. The fourth column is the date of those product files.

Type	Auxiliary Filename	Used since product	Used since product date
INST_PHYS_CHARACTERISTICS	GOM_INS_AXVIEC20091111_143220_20030716_120000_20500101_000000	1	07-MAY-2006 00:00:46
LEVEL-2_PROC_CONFIG	GOM_PR2_AXVIEC20091111_152718_20020301_000000_20500101_000000	1	07-MAY-2006 00:00:46
CROSS_SECTIONS_FILE	GOM_CRS_AXVIEC20091111_154832_20020301_000000_20500101_000000	1	07-MAY-2006 00:00:46

# GOMOS Level 2 Daily Report

## SUMMARY

### [1. General Info](#)

### [2. Summary of processed GOM\\_NL\\_2P products](#)

### [3. Level 2 Quality information per product](#)

#### [3.1 Plot of level 2 quality information per product \(time dependant\)](#)

#### [3.2 Plot of level 2 quality information per product \(world map\)](#)

### [4. Level 1 Quality information per product \(stored on level 2 products\)](#)

#### [4.1 Plot of level 1 quality information per product \(time dependant\)](#)

##### [4.1.1 Plot of level 1 quality information per product \(time dependant\): ASCENDING](#)

##### [4.1.2 Plot of level 1 quality information per product \(time dependant\): DESCENDING](#)

#### [4.2 Plot of level 1 quality information per product \(world map\)](#)

##### [4.2.1 Plot of level 1 quality information per product \(world map\): ASCENDING](#)

##### [4.2.2 Plot of level 1 quality information per product \(world map\): DESCENDING](#)

### [5. Ozone profiles based on quality statistics and other trace gas profiles](#)

#### [5.1 Ozone statistics based on quality of products](#)

#### [5.2 Plot ozone profiles for all STD \(dark without errors\)](#)

#### [5.3 Plot ozone profiles where STD < 20% \(dark without errors\)](#)

#### [5.4. Plot ozone profiles where STD < 10% \(dark without errors\)](#)

#### [5.5. Plot ozone profiles where STD < 5% \(dark without errors\)](#)

#### [5.6 Plot NO2 profiles for all STD \(dark without errors\)](#)

#### [5.7 Plot NO3 profiles for all STD \(dark without errors\)](#)

#### [5.8 Plot H2O profiles \(only for occultations of stars 1,2,3,4,13,14,16,26,63 dark without errors\) for all STD](#)

### [6. Auxiliary Data Files used for the production reported in section 2](#)



This report presents the daily analysis on parameters extracted from GOMOS level 2 data (GOM\_NL\_\_2P). It is intended to monitor some important parameters that will impact the quality of these products. A list of level 2 products (and content) that have arrived during the reporting day to the PCF is also given.

Item	Value
Time of report generation	23APR2013 20:19:48
Data source version	GOMOS/6.01
Start time of products	07-05-2006 (07MAY2006 00:00:00)
Stop time of products	08-05-2006 (08MAY2006 00:00:00)
Store outputs in DB	Yes
Nb of level 2 prods	291
Nb of prods with errors	0

## 2. Summary of processed GOM\_NL\_\_2P products.

Nr	Filename	UTC Start time	Limb	Duration	Star Id	Star Name	Star Mag	Star Temp	Nb Meas	Orbit	Prod. error
1	GOM_NL__2PRFIN20060507_000046_000000392047_00274_21871_9678.N1	07-MAY-2006 00:00:46	Straylight	39.000	78	Alp Lup	2.3040	28000.	78	21871	No
2	GOM_NL__2PRFIN20060507_000217_000000412047_00274_21871_9679.N1	07-MAY-2006 00:02:17	Straylight	41.000	81	Eta Cen	2.3560	28000.	82	21871	No
3	GOM_NL__2PRFIN20060507_000418_000000422047_00274_21871_9680.N1	07-MAY-2006 00:04:18	Twilight_stray	42.000	54	5The Cen	2.0550	4500.0	84	21871	No
4	GOM_NL__2PRFIN20060507_000830_000000382047_00274_21871_9681.N1	07-MAY-2006 00:08:30	Bright	38.000	169	46Gam Hya	2.9910	4700.0	76	21871	No
5	GOM_NL__2PRFIN20060507_001146_000000382047_00274_21871_9682.N1	07-MAY-2006 00:11:46	Bright	37.500	15	67Alp Vir	0.97600	28000.	75	21871	No
6	GOM_NL__2PRFIN20060507_001455_000000362047_00274_21871_9683.N1	07-MAY-2006 00:14:55	Bright	35.500	121	29Gam Vir	2.7400	7200.0	71	21871	No
7	GOM_NL__2PRFIN20060507_001807_000000352047_00274_21871_9684.N1	07-MAY-2006 00:18:07	Bright	35.000	138	47Eps Vir	2.8280	4700.0	70	21871	No
8	GOM_NL__2PRFIN20060507_002545_000000452047_00274_21871_9685.N1	07-MAY-2006 00:25:45	Bright	44.500	152	12Alp2CVn	2.8900	11000.	89	21871	No
9	GOM_NL__2PRFIN20060507_003025_000000382047_00274_21871_9686.N1	07-MAY-2006 00:30:25	Bright	37.500	55	79Zet UMa	2.0600	10200.	75	21871	No
10	GOM_NL__2PRFIN20060507_003321_000000372047_00274_21871_9687.N1	07-MAY-2006 00:33:21	Bright	37.000	36	50Alp UMa	1.8000	6300.0	74	21871	No
11	GOM_NL__2PRFIN20060507_004028_000000332047_00274_21871_9688.N1	07-MAY-2006 00:40:28	Bright	33.000	49	1Alp UMi	1.9900	6300.0	66	21871	No
12	GOM_NL__2PRFIN20060507_004835_000000342047_00274_21871_9689.N1	07-MAY-2006 00:48:35	Bright	34.000	76	27Gam Cas	2.3000	30000.	68	21871	No
13	GOM_NL__2PRFIN20060507_004950_000000362047_00274_21871_9690.N1	07-MAY-2006 00:49:50	Bright	35.500	68	18Alp Cas	2.2250	4500.0	71	21871	No
14	GOM_NL__2PRFIN20060507_011038_000000432047_00274_21871_9691.N1	07-MAY-2006 01:10:38	Dark	43.000	52	16Bet Cet	2.0370	4500.0	86	21871	No
15	GOM_NL__2PRFIN20060507_011728_000000422047_00274_21871_9692.N1	07-MAY-2006 01:17:28	Dark	41.500	84	Alp Phe	2.3970	4500.0	83	21871	No
16	GOM_NL__2PRFIN20060507_012421_000000392047_00275_21872_9674.N1	07-MAY-2006 01:24:21	Dark	39.000	148	Alp Tuc	2.8780	4100.0	78	21872	No
17	GOM_NL__2PRFIN20060507_013346_000000392047_00275_21872_9675.N1	07-MAY-2006 01:33:46	Straylight	39.000	43	Alp TrA	1.9100	4250.0	78	21872	No
18	GOM_NL__2PRFIN20060507_013557_000000382047_00275_21872_9676.N1	07-MAY-2006 01:35:57	Straylight	38.000	134	Bet TrA	2.8100	6600.0	76	21872	No
19	GOM_NL__2PRFIN20060507_013753_000000492047_00275_21872_9677.N1	07-MAY-2006 01:37:53	Straylight	49.000	4	Alp1Cen	-0.010000	5800.0	98	21872	No
20	GOM_NL__2PRFIN20060507_014122_000000392047_00275_21872_9678.N1	07-MAY-2006 01:41:22	Straylight	38.500	78	Alp Lup	2.3040	28000.	77	21872	No
21	GOM_NL__2PRFIN20060507_014253_000000382047_00275_21872_9679.N1	07-MAY-2006 01:42:53	Straylight	38.000	81	Eta Cen	2.3560	28000.	76	21872	No
22	GOM_NL__2PRFIN20060507_014454_000000442047_00275_21872_9680.N1	07-MAY-2006 01:44:54	Twilight_stray	44.000	54	5The Cen	2.0550	4500.0	88	21872	No
23	GOM_NL__2PRFIN20060507_014906_000000392047_00275_21872_9681.N1	07-MAY-2006 01:49:06	Bright	38.500	169	46Gam Hya	2.9910	4700.0	77	21872	No
24	GOM_NL__2PRFIN20060507_015222_000000382047_00275_21872_9682.N1	07-MAY-2006 01:52:22	Bright	37.500	15	67Alp Vir	0.97600	28000.	75	21872	No
25	GOM_NL__2PRFIN20060507_015531_000000362047_00275_21872_9683.N1	07-MAY-2006 01:55:31	Bright	35.500	121	29Gam Vir	2.7400	7200.0	71	21872	No
26	GOM_NL__2PRFIN20060507_015843_000000352047_00275_21872_9684.N1	07-MAY-2006 01:58:43	Bright	35.000	138	47Eps Vir	2.8280	4700.0	70	21872	No
27	GOM_NL__2PRFIN20060507_020621_000000352047_00275_21872_9685.N1	07-MAY-2006 02:06:21	Bright	35.000	152	12Alp2CVn	2.8900	11000.	70	21872	No
28	GOM_NL__2PRFIN20060507_021101_000000372047_00275_21872_9686.N1	07-MAY-2006 02:11:01	Bright	37.000	55	79Zet UMa	2.0600	10200.	74	21872	No
29	GOM_NL__2PRFIN20060507_021357_000000372047_00275_21872_9687.N1	07-MAY-2006 02:13:57	Bright	36.500	36	50Alp UMa	1.8000	6300.0	73	21872	No
30	GOM_NL__2PRFIN20060507_022104_000000322047_00275_21872_9688.N1	07-MAY-2006 02:21:04	Bright	32.000	49	1Alp UMi	1.9900	6300.0	64	21872	No
31	GOM_NL__2PRFIN20060507_022911_000000412047_00275_21872_9689.N1	07-MAY-2006 02:29:11	Bright	41.000	76	27Gam Cas	2.3000	30000.	82	21872	No
32	GOM_NL__2PRFIN20060507_023026_000000332047_00275_21872_9690.N1	07-MAY-2006 02:30:26	Bright	33.000	68	18Alp Cas	2.2250	4500.0	66	21872	No
33	GOM_NL__2PRFIN20060507_023833_000000392047_00275_21872_9691.N1	07-MAY-2006 02:38:33	Bright	38.500	58	21Alp And	2.0730	11000.	77	21872	No
34	GOM_NL__2PRFIN20060507_025115_000000432047_00275_21872_9692.N1	07-MAY-2006 02:51:15	Dark	43.000	52	16Bet Cet	2.0370	4500.0	86	21872	No
35	GOM_NL__2PRFIN20060507_025805_000000402047_00275_21872_9693.N1	07-MAY-2006 02:58:05	Dark	39.500	84	Alp Phe	2.3970	4500.0	79	21872	No
36	GOM_NL__2PRFIN20060507_030238_000000442047_00275_21872_9694.N1	07-MAY-2006 03:02:38	Dark	43.500	31	Alp Gru	1.7340	15200.	87	21872	No
37	GOM_NL__2PRFIN20060507_030457_000000392047_00276_21873_9674.N1	07-MAY-2006 03:04:57	Dark	38.500	148	Alp Tuc	2.8780	4100.0	77	21873	No
38	GOM_NL__2PRFIN20060507_031422_000000392047_00276_21873_9675.N1	07-MAY-2006 03:14:22	Straylight	38.500	43	Alp TrA	1.9100	4250.0	77	21873	No
39	GOM_NL__2PRFIN20060507_031634_000000382047_00276_21873_9676.N1	07-MAY-2006 03:16:34	Straylight	37.500	134	Bet TrA	2.8100	6600.0	75	21873	No
40	GOM_NL__2PRFIN20060507_031829_000000512047_00276_21873_9677.N1	07-MAY-2006 03:18:29	Straylight	50.500	4	Alp1Cen	-0.010000	5800.0	101	21873	No
41	GOM_NL__2PRFIN20060507_032158_000000382047_00276_21873_9678.N1	07-MAY-2006 03:21:58	Straylight	37.500	78	Alp Lup	2.3040	28000.	75	21873	No
42	GOM_NL__2PRFIN20060507_032330_000000412047_00276_21873_9679.N1	07-MAY-2006 03:23:30	Straylight	41.000	81	Eta Cen	2.3560	28000.	82	21873	No

43	GOM_NL__2PRFIN20060507_032530_000000402047_00276_21873_9680.N1	07-MAY-2006 03:25:30	Twilight	40.000	54	5The Cen	2.0550	4500.0	80	21873	No
44	GOM_NL__2PRFIN20060507_032942_000000362047_00276_21873_9681.N1	07-MAY-2006 03:29:42	Bright	36.000	169	46Gam Hya	2.9910	4700.0	72	21873	No
45	GOM_NL__2PRFIN20060507_033259_000000382047_00276_21873_9682.N1	07-MAY-2006 03:32:59	Bright	37.500	15	67Alp Vir	0.97600	28000.	75	21873	No
46	GOM_NL__2PRFIN20060507_033607_000000362047_00276_21873_9683.N1	07-MAY-2006 03:36:07	Bright	36.000	121	29Gam Vir	2.7400	7200.0	72	21873	No
47	GOM_NL__2PRFIN20060507_033919_000000352047_00276_21873_9684.N1	07-MAY-2006 03:39:19	Bright	35.000	138	47Eps Vir	2.8280	4700.0	70	21873	No
48	GOM_NL__2PRFIN20060507_034658_000000342047_00276_21873_9685.N1	07-MAY-2006 03:46:58	Bright	34.000	152	12Alp2CVn	2.8900	11000.	68	21873	No
49	GOM_NL__2PRFIN20060507_035137_000000362047_00276_21873_9686.N1	07-MAY-2006 03:51:37	Bright	36.000	55	79Zet UMa	2.0600	10200.	72	21873	No
50	GOM_NL__2PRFIN20060507_035434_000000362047_00276_21873_9687.N1	07-MAY-2006 03:54:34	Bright	35.500	36	50Alp UMa	1.8000	6300.0	71	21873	No
51	GOM_NL__2PRFIN20060507_040140_000000352047_00276_21873_9688.N1	07-MAY-2006 04:01:40	Bright	35.000	49	1Alp UMi	1.9900	6300.0	70	21873	No
52	GOM_NL__2PRFIN20060507_040947_000000522047_00276_21873_9689.N1	07-MAY-2006 04:09:47	Bright	52.000	76	27Gam Cas	2.3000	30000.	104	21873	No
53	GOM_NL__2PRFIN20060507_041102_000000342047_00276_21873_9690.N1	07-MAY-2006 04:11:02	Bright	33.500	68	18Alp Cas	2.2250	4500.0	67	21873	No
54	GOM_NL__2PRFIN20060507_041909_000000372047_00276_21873_9691.N1	07-MAY-2006 04:19:09	Bright	36.500	58	21Alp And	2.0730	11000.	73	21873	No
55	GOM_NL__2PRFIN20060507_043151_000000452047_00276_21873_9692.N1	07-MAY-2006 04:31:51	Dark	44.500	52	16Bet Cet	2.0370	4500.0	89	21873	No
56	GOM_NL__2PRFIN20060507_043841_000000422047_00276_21873_9693.N1	07-MAY-2006 04:38:41	Dark	41.500	84	Alp Phe	2.3970	4500.0	83	21873	No
57	GOM_NL__2PRFIN20060507_044315_000000452047_00276_21873_9694.N1	07-MAY-2006 04:43:15	Dark	44.500	31	Alp Gru	1.7340	15200.	89	21873	No
58	GOM_NL__2PRFIN20060507_044534_000000422047_00277_21874_9674.N1	07-MAY-2006 04:45:34	Dark	42.000	148	Alp Tuc	2.8780	4100.0	84	21874	No
59	GOM_NL__2PRFIN20060507_045458_000000422047_00277_21874_9675.N1	07-MAY-2006 04:54:58	Straylight	41.500	43	Alp TrA	1.9100	4250.0	83	21874	No
60	GOM_NL__2PRFIN20060507_045710_000000382047_00277_21874_9676.N1	07-MAY-2006 04:57:10	Straylight	38.000	134	Bet TrA	2.8100	6600.0	76	21874	No
61	GOM_NL__2PRFIN20060507_045905_000000422047_00277_21874_9677.N1	07-MAY-2006 04:59:05	Straylight	42.000	4	Alp1Cen	-0.010000	5800.0	84	21874	No
62	GOM_NL__2PRFIN20060507_050234_000000412047_00277_21874_9678.N1	07-MAY-2006 05:02:34	Straylight	40.500	78	Alp Lup	2.3040	28000.	81	21874	No
63	GOM_NL__2PRFIN20060507_050406_000000412047_00277_21874_9679.N1	07-MAY-2006 05:04:06	Straylight	41.000	81	Eta Cen	2.3560	28000.	82	21874	No
64	GOM_NL__2PRFIN20060507_050607_000000402047_00277_21874_9680.N1	07-MAY-2006 05:06:07	Twilight	40.000	54	5The Cen	2.0550	4500.0	80	21874	No
65	GOM_NL__2PRFIN20060507_051018_000000382047_00277_21874_9681.N1	07-MAY-2006 05:10:18	Bright	38.000	169	46Gam Hya	2.9910	4700.0	76	21874	No
66	GOM_NL__2PRFIN20060507_051335_000000382047_00277_21874_9682.N1	07-MAY-2006 05:13:35	Bright	38.000	15	67Alp Vir	0.97600	28000.	76	21874	No
67	GOM_NL__2PRFIN20060507_051644_000000362047_00277_21874_9683.N1	07-MAY-2006 05:16:44	Bright	35.500	121	29Gam Vir	2.7400	7200.0	71	21874	No
68	GOM_NL__2PRFIN20060507_051956_000000352047_00277_21874_9684.N1	07-MAY-2006 05:19:56	Bright	34.500	138	47Eps Vir	2.8280	4700.0	69	21874	No
69	GOM_NL__2PRFIN20060507_052734_000000352047_00277_21874_9685.N1	07-MAY-2006 05:27:34	Bright	34.500	152	12Alp2CVn	2.8900	11000.	69	21874	No
70	GOM_NL__2PRFIN20060507_053213_000000362047_00277_21874_9686.N1	07-MAY-2006 05:32:13	Bright	35.500	55	79Zet UMa	2.0600	10200.	71	21874	No
71	GOM_NL__2PRFIN20060507_053510_000000372047_00277_21874_9687.N1	07-MAY-2006 05:35:10	Bright	36.500	36	50Alp UMa	1.8000	6300.0	73	21874	No
72	GOM_NL__2PRFIN20060507_054216_000000352047_00277_21874_9688.N1	07-MAY-2006 05:42:16	Bright	35.000	49	1Alp UMi	1.9900	6300.0	70	21874	No
73	GOM_NL__2PRFIN20060507_055023_000000352047_00277_21874_9689.N1	07-MAY-2006 05:50:23	Bright	35.000	76	27Gam Cas	2.3000	30000.	70	21874	No
74	GOM_NL__2PRFIN20060507_055138_000000362047_00277_21874_9690.N1	07-MAY-2006 05:51:38	Bright	36.000	68	18Alp Cas	2.2250	4500.0	72	21874	No
75	GOM_NL__2PRFIN20060507_055945_000000372047_00277_21874_9691.N1	07-MAY-2006 05:59:45	Bright	36.500	58	21Alp And	2.0730	11000.	73	21874	No
76	GOM_NL__2PRFIN20060507_061227_000000452047_00277_21874_9692.N1	07-MAY-2006 06:12:27	Dark	45.000	52	16Bet Cet	2.0370	4500.0	90	21874	No
77	GOM_NL__2PRFIN20060507_061917_000000432047_00277_21874_9693.N1	07-MAY-2006 06:19:17	Dark	42.500	84	Alp Phe	2.3970	4500.0	85	21874	No
78	GOM_NL__2PRFIN20060507_062351_000000422047_00277_21874_9694.N1	07-MAY-2006 06:23:51	Dark	42.000	31	Alp Gru	1.7340	15200.	84	21874	No
79	GOM_NL__2PRFIN20060507_062610_000000452047_00278_21875_9674.N1	07-MAY-2006 06:26:10	Dark	45.000	148	Alp Tuc	2.8780	4100.0	90	21875	No
80	GOM_NL__2PRFIN20060507_063534_000000442047_00278_21875_9675.N1	07-MAY-2006 06:35:34	Straylight	43.500	43	Alp TrA	1.9100	4250.0	87	21875	No
81	GOM_NL__2PRFIN20060507_063746_000000382047_00278_21875_9676.N1	07-MAY-2006 06:37:46	Straylight	38.000	134	Bet TrA	2.8100	6600.0	76	21875	No
82	GOM_NL__2PRFIN20060507_063941_000000452047_00278_21875_9677.N1	07-MAY-2006 06:39:41	Straylight	44.500	4	Alp1Cen	-0.010000	5800.0	89	21875	No
83	GOM_NL__2PRFIN20060507_064311_000000392047_00278_21875_9678.N1	07-MAY-2006 06:43:11	Straylight	39.000	78	Alp Lup	2.3040	28000.	78	21875	No
84	GOM_NL__2PRFIN20060507_064442_000000392047_00278_21875_9679.N1	07-MAY-2006 06:44:42	Straylight	38.500	81	Eta Cen	2.3560	28000.	77	21875	No
85	GOM_NL__2PRFIN20060507_064643_000000452047_00278_21875_9680.N1	07-MAY-2006 06:46:43	Twilight	45.000	54	5The Cen	2.0550	4500.0	90	21875	No
86	GOM_NL__2PRFIN20060507_065055_000000372047_00278_21875_9681.N1	07-MAY-2006 06:50:55	Bright	36.500	169	46Gam Hya	2.9910	4700.0	73	21875	No
87	GOM_NL__2PRFIN20060507_065411_000000392047_00278_21875_9682.N1	07-MAY-2006 06:54:11	Bright	38.500	15	67Alp Vir	0.97600	28000.	77	21875	No
88	GOM_NL__2PRFIN20060507_065720_000000362047_00278_21875_9683.N1	07-MAY-2006 06:57:20	Bright	35.500	121	29Gam Vir	2.7400	7200.0	71	21875	No
89	GOM_NL__2PRFIN20060507_070032_000000342047_00278_21875_9684.N1	07-MAY-2006 07:00:32	Bright	34.000	138	47Eps Vir	2.8280	4700.0	68	21875	No
90	GOM_NL__2PRFIN20060507_070810_000000352047_00278_21875_9685.N1	07-MAY-2006 07:08:10	Bright	34.500	152	12Alp2CVn	2.8900	11000.	69	21875	No
91	GOM_NL__2PRFIN20060507_071249_000000352047_00278_21875_9686.N1	07-MAY-2006 07:12:49	Bright	34.500	55	79Zet UMa	2.0600	10200.	69	21875	No
92	GOM_NL__2PRFIN20060507_071546_000000362047_00278_21875_9687.N1	07-MAY-2006 07:15:46	Bright	36.000	36	50Alp UMa	1.8000	6300.0	72	21875	No
93	GOM_NL__2PRFIN20060507_072252_000000362047_00278_21875_9688.N1	07-MAY-2006 07:22:52	Bright	35.500	49	1Alp UMi	1.9900	6300.0	71	21875	No
94	GOM_NL__2PRFIN20060507_073059_000000362047_00278_21875_9689.N1	07-MAY-2006 07:30:59	Bright	35.500	76	27Gam Cas	2.3000	30000.	71	21875	No
95	GOM_NL__2PRFIN20060507_073214_000000352047_00278_21875_9690.N1	07-MAY-2006 07:32:14	Bright	34.500	68	18Alp Cas	2.2250	4500.0	69	21875	No
96	GOM_NL__2PRFIN20060507_074021_000000362047_00278_21875_9691.N1	07-MAY-2006 07:40:21	Bright	36.000	58	21Alp And	2.0730	11000.	72	21875	No
97	GOM_NL__2PRFIN20060507_075303_000000442047_00278_21875_9692.N1	07-MAY-2006 07:53:03	Dark	44.000	52	16Bet Cet	2.0370	4500.0	88	21875	No
98	GOM_NL__2PRFIN20060507_075953_000000402047_00278_21875_9693.N1	07-MAY-2006 07:59:53	Dark	40.000	84	Alp Phe	2.3970	4500.0	80	21875	No
99	GOM_NL__2PRFIN20060507_080428_000000412047_00278_21875_9694.N1	07-MAY-2006 08:04:28	Dark	41.000	31	Alp Gru	1.7340	15200.	82	21875	No
100	GOM_NL__2PRFIN20060507_080646_000000382047_00279_21876_9674.N1	07-MAY-2006 08:06:46	Dark	38.000	148	Alp Tuc	2.8780	4100.0	76	21876	No
101	GOM_NL__2PRFIN20060507_081611_000000452047_00279_21876_9675.N1	07-MAY-2006 08:16:11	Straylight	44.500	43	Alp TrA	1.9100	4250.0	89	21876	No

102	GOM_NL__2PRFIN20060507_081823_000000382047_00279_21876_9676.N1	07-MAY-2006 08:18:23	Straylight	38.000	134	Bet TrA	2.8100	6600.0	76	21876	No
103	GOM_NL__2PRFIN20060507_082017_000000502047_00279_21876_9677.N1	07-MAY-2006 08:20:17	Straylight	50.000	4	Alp1Cen	-0.010000	5800.0	100	21876	No
104	GOM_NL__2PRFIN20060507_082347_000000382047_00279_21876_9678.N1	07-MAY-2006 08:23:47	Straylight	38.000	78	Alp Lup	2.3040	28000.	76	21876	No
105	GOM_NL__2PRFIN20060507_082518_000000392047_00279_21876_9679.N1	07-MAY-2006 08:25:18	Straylight	38.500	81	Eta Cen	2.3560	28000.	77	21876	No
106	GOM_NL__2PRFIN20060507_082719_000000432047_00279_21876_9680.N1	07-MAY-2006 08:27:19	Twi_and_stray	43.000	54	5The Cen	2.0550	4500.0	86	21876	No
107	GOM_NL__2PRFIN20060507_083131_000000392047_00279_21876_9681.N1	07-MAY-2006 08:31:31	Bright	39.000	169	46Gam Hya	2.9910	4700.0	78	21876	No
108	GOM_NL__2PRFIN20060507_083447_000000382047_00279_21876_9682.N1	07-MAY-2006 08:34:47	Bright	37.500	15	67Alp Vir	0.97600	28000.	75	21876	No
109	GOM_NL__2PRFIN20060507_083756_000000362047_00279_21876_9683.N1	07-MAY-2006 08:37:56	Bright	36.000	121	29Gam Vir	2.7400	7200.0	72	21876	No
110	GOM_NL__2PRFIN20060507_084108_000000362047_00279_21876_9684.N1	07-MAY-2006 08:41:08	Bright	35.500	138	47Eps Vir	2.8280	4700.0	71	21876	No
111	GOM_NL__2PRFIN20060507_084846_000000352047_00279_21876_9685.N1	07-MAY-2006 08:48:46	Bright	34.500	152	12Alp2CVn	2.8900	11000.	69	21876	No
112	GOM_NL__2PRFIN20060507_085325_000000362047_00279_21876_9686.N1	07-MAY-2006 08:53:25	Bright	35.500	55	79Zet UMa	2.0600	10200.	71	21876	No
113	GOM_NL__2PRFIN20060507_085622_000000352047_00279_21876_9687.N1	07-MAY-2006 08:56:22	Bright	34.500	36	50Alp UMa	1.8000	6300.0	69	21876	No
114	GOM_NL__2PRFIN20060507_090328_000000362047_00279_21876_9688.N1	07-MAY-2006 09:03:28	Bright	35.500	49	1Alp UMi	1.9900	6300.0	71	21876	No
115	GOM_NL__2PRFIN20060507_091136_000000522047_00279_21876_9689.N1	07-MAY-2006 09:11:36	Bright	52.000	76	27Gam Cas	2.3000	30000.	104	21876	No
116	GOM_NL__2PRFIN20060507_091250_000000342047_00279_21876_9690.N1	07-MAY-2006 09:12:50	Bright	33.500	68	18Alp Cas	2.2250	4500.0	67	21876	No
117	GOM_NL__2PRFIN20060507_092057_000000372047_00279_21876_9691.N1	07-MAY-2006 09:20:57	Bright	36.500	58	21Alp And	2.0730	11000.	73	21876	No
118	GOM_NL__2PRFIN20060507_093340_000000422047_00279_21876_9692.N1	07-MAY-2006 09:33:40	Dark	42.000	52	16Bet Cet	2.0370	4500.0	84	21876	No
119	GOM_NL__2PRFIN20060507_094029_000000412047_00279_21876_9693.N1	07-MAY-2006 09:40:29	Dark	40.500	84	Alp Phe	2.3970	4500.0	81	21876	No
120	GOM_NL__2PRFIN20060507_094504_000000412047_00279_21876_9694.N1	07-MAY-2006 09:45:04	Dark	41.000	31	Alp Gru	1.7340	15200.	82	21876	No
121	GOM_NL__2PRFIN20060507_094723_000000442047_00280_21877_9674.N1	07-MAY-2006 09:47:23	Dark	43.500	148	Alp Tuc	2.8780	4100.0	87	21877	No
122	GOM_NL__2PRFIN20060507_095647_000000442047_00280_21877_9675.N1	07-MAY-2006 09:56:47	Straylight	44.000	43	Alp TrA	1.9100	4250.0	88	21877	No
123	GOM_NL__2PRFIN20060507_095859_000000392047_00280_21877_9676.N1	07-MAY-2006 09:58:59	Straylight	39.000	134	Bet TrA	2.8100	6600.0	78	21877	No
124	GOM_NL__2PRFIN20060507_100054_000000422047_00280_21877_9677.N1	07-MAY-2006 10:00:54	Straylight	41.500	4	Alp1Cen	-0.010000	5800.0	83	21877	No
125	GOM_NL__2PRFIN20060507_100423_000000382047_00280_21877_9678.N1	07-MAY-2006 10:04:23	Straylight	38.000	78	Alp Lup	2.3040	28000.	76	21877	No
126	GOM_NL__2PRFIN20060507_100555_000000412047_00280_21877_9679.N1	07-MAY-2006 10:05:55	Straylight	40.500	81	Eta Cen	2.3560	28000.	81	21877	No
127	GOM_NL__2PRFIN20060507_100755_000000452047_00280_21877_9680.N1	07-MAY-2006 10:07:55	Twi_and_stray	44.500	54	5The Cen	2.0550	4500.0	89	21877	No
128	GOM_NL__2PRFIN20060507_101207_000000342047_00280_21877_9681.N1	07-MAY-2006 10:12:07	Bright	34.000	169	46Gam Hya	2.9910	4700.0	68	21877	No
129	GOM_NL__2PRFIN20060507_101523_000000392047_00280_21877_9682.N1	07-MAY-2006 10:15:23	Bright	38.500	15	67Alp Vir	0.97600	28000.	77	21877	No
130	GOM_NL__2PRFIN20060507_101832_000000362047_00280_21877_9683.N1	07-MAY-2006 10:18:32	Bright	36.000	121	29Gam Vir	2.7400	7200.0	72	21877	No
131	GOM_NL__2PRFIN20060507_102144_000000362047_00280_21877_9684.N1	07-MAY-2006 10:21:44	Bright	36.000	138	47Eps Vir	2.8280	4700.0	72	21877	No
132	GOM_NL__2PRFIN20060507_102922_000000332047_00280_21877_9685.N1	07-MAY-2006 10:29:22	Bright	33.000	152	12Alp2CVn	2.8900	11000.	66	21877	No
133	GOM_NL__2PRFIN20060507_103401_000000372047_00280_21877_9686.N1	07-MAY-2006 10:34:01	Bright	36.500	55	79Zet UMa	2.0600	10200.	73	21877	No
134	GOM_NL__2PRFIN20060507_103658_000000352047_00280_21877_9687.N1	07-MAY-2006 10:36:58	Bright	35.000	36	50Alp UMa	1.8000	6300.0	70	21877	No
135	GOM_NL__2PRFIN20060507_104404_000000362047_00280_21877_9688.N1	07-MAY-2006 10:44:04	Bright	36.000	49	1Alp UMi	1.9900	6300.0	72	21877	No
136	GOM_NL__2PRFIN20060507_105211_000000342047_00280_21877_9689.N1	07-MAY-2006 10:52:11	Bright	34.000	76	27Gam Cas	2.3000	30000.	68	21877	No
137	GOM_NL__2PRFIN20060507_105326_000000352047_00280_21877_9690.N1	07-MAY-2006 10:53:26	Bright	34.500	68	18Alp Cas	2.2250	4500.0	69	21877	No
138	GOM_NL__2PRFIN20060507_110133_000000372047_00280_21877_9691.N1	07-MAY-2006 11:01:33	Bright	37.000	58	21Alp And	2.0730	11000.	74	21877	No
139	GOM_NL__2PRFIN20060507_111415_000000442047_00280_21877_9692.N1	07-MAY-2006 11:14:15	Dark	44.000	52	16Bet Cet	2.0370	4500.0	88	21877	No
140	GOM_NL__2PRFIN20060507_112105_000000412047_00280_21877_9693.N1	07-MAY-2006 11:21:05	Dark	40.500	84	Alp Phe	2.3970	4500.0	81	21877	No
141	GOM_NL__2PRFIN20060507_112541_000000472047_00280_21877_9694.N1	07-MAY-2006 11:25:41	Dark	46.500	31	Alp Gru	1.7340	15200.	93	21877	No
142	GOM_NL__2PRFIN20060507_112759_000000392047_00281_21878_9674.N1	07-MAY-2006 11:27:59	Dark	38.500	148	Alp Tuc	2.8780	4100.0	77	21878	No
143	GOM_NL__2PRFIN20060507_113723_000000472047_00281_21878_9675.N1	07-MAY-2006 11:37:23	Straylight	46.500	43	Alp TrA	1.9100	4250.0	93	21878	No
144	GOM_NL__2PRFIN20060507_113935_000000382047_00281_21878_9676.N1	07-MAY-2006 11:39:35	Straylight	38.000	134	Bet TrA	2.8100	6600.0	76	21878	No
145	GOM_NL__2PRFIN20060507_114130_000000462047_00281_21878_9677.N1	07-MAY-2006 11:41:30	Straylight	45.500	4	Alp1Cen	-0.010000	5800.0	91	21878	No
146	GOM_NL__2PRFIN20060507_114459_000000372047_00281_21878_9678.N1	07-MAY-2006 11:44:59	Straylight	37.000	78	Alp Lup	2.3040	28000.	74	21878	No
147	GOM_NL__2PRFIN20060507_114631_000000382047_00281_21878_9679.N1	07-MAY-2006 11:46:31	Straylight	38.000	81	Eta Cen	2.3560	28000.	76	21878	No
148	GOM_NL__2PRFIN20060507_114831_000000422047_00281_21878_9680.N1	07-MAY-2006 11:48:31	Twi_and_stray	41.500	54	5The Cen	2.0550	4500.0	83	21878	No
149	GOM_NL__2PRFIN20060507_115243_000000462047_00281_21878_9681.N1	07-MAY-2006 11:52:43	Bright	45.500	169	46Gam Hya	2.9910	4700.0	91	21878	No
150	GOM_NL__2PRFIN20060507_115559_000000382047_00281_21878_9682.N1	07-MAY-2006 11:55:59	Bright	38.000	15	67Alp Vir	0.97600	28000.	76	21878	No
151	GOM_NL__2PRFIN20060507_115908_000000352047_00281_21878_9683.N1	07-MAY-2006 11:59:08	Bright	35.000	121	29Gam Vir	2.7400	7200.0	70	21878	No
152	GOM_NL__2PRFIN20060507_120220_000000362047_00281_21878_9684.N1	07-MAY-2006 12:02:20	Bright	36.000	138	47Eps Vir	2.8280	4700.0	72	21878	No
153	GOM_NL__2PRFIN20060507_120958_000000352047_00281_21878_9685.N1	07-MAY-2006 12:09:58	Bright	34.500	152	12Alp2CVn	2.8900	11000.	69	21878	No
154	GOM_NL__2PRFIN20060507_121309_000000262047_00281_21878_9686.N1	07-MAY-2006 12:13:09	Bright	26.000	39	85Eta UMa	1.8540	24000.	52	21878	No
155	GOM_NL__2PRFIN20060507_121437_000000352047_00281_21878_9687.N1	07-MAY-2006 12:14:37	Bright	35.000	55	79Zet UMa	2.0600	10200.	70	21878	No
156	GOM_NL__2PRFIN20060507_121734_000000382047_00281_21878_9688.N1	07-MAY-2006 12:17:34	Bright	37.500	36	50Alp UMa	1.8000	6300.0	75	21878	No
157	GOM_NL__2PRFIN20060507_122440_000000342047_00281_21878_9689.N1	07-MAY-2006 12:24:40	Bright	33.500	49	1Alp UMi	1.9900	6300.0	67	21878	No
158	GOM_NL__2PRFIN20060507_123247_000000522047_00281_21878_9690.N1	07-MAY-2006 12:32:47	Bright	52.000	76	27Gam Cas	2.3000	30000.	104	21878	No
159	GOM_NL__2PRFIN20060507_123402_000000342047_00281_21878_9691.N1	07-MAY-2006 12:34:02	Bright	34.000	68	18Alp Cas	2.2250	4500.0	68	21878	No
160	GOM_NL__2PRFIN20060507_124209_000000372047_00281_21878_9692.N1	07-MAY-2006 12:42:09	Bright	37.000	58	21Alp And	2.0730	11000.	74	21878	No



161	GOM_NL__2PRFIN20060507_125451_000000432047_00281_21878_9693.N1	07-MAY-2006 12:54:51	Dark	43.000	52	16Bet Cet	2.0370	4500.0	86	21878	No
162	GOM_NL__2PRFIN20060507_130141_000000412047_00281_21878_9694.N1	07-MAY-2006 13:01:41	Dark	40.500	84	Alp Phe	2.3970	4500.0	81	21878	No
163	GOM_NL__2PRFIN20060507_130617_000000402047_00281_21878_9695.N1	07-MAY-2006 13:06:17	Dark	40.000	31	Alp Gru	1.7340	15200.	80	21878	No
164	GOM_NL__2PRFIN20060507_130835_000000382047_00282_21879_9674.N1	07-MAY-2006 13:08:35	Dark	38.000	148	Alp Tuc	2.8780	4100.0	76	21879	No
165	GOM_NL__2PRFIN20060507_145229_000000422047_00283_21880_9694.N1	07-MAY-2006 14:52:29	Dark	41.500	45	Alp Pav	1.9400	26000.	83	21880	No
166	GOM_NL__2PRFIN20060507_145836_000000402047_00283_21880_9695.N1	07-MAY-2006 14:58:36	Straylight	40.000	43	Alp TrA	1.9100	4250.0	80	21880	No
167	GOM_NL__2PRFIN20060507_150048_000000372047_00283_21880_9696.N1	07-MAY-2006 15:00:48	Straylight	37.000	134	Bet TrA	2.8100	6600.0	74	21880	No
168	GOM_NL__2PRFIN20060507_150242_000000412047_00283_21880_9697.N1	07-MAY-2006 15:02:42	Straylight	41.000	4	Alp1Cen	-0.010000	5800.0	82	21880	No
169	GOM_NL__2PRFIN20060507_150612_000000382047_00283_21880_9698.N1	07-MAY-2006 15:06:12	Straylight	37.500	78	Alp Lup	2.3040	28000.	75	21880	No
170	GOM_NL__2PRFIN20060507_150743_000000372047_00283_21880_9699.N1	07-MAY-2006 15:07:43	Straylight	37.000	81	Eta Cen	2.3560	28000.	74	21880	No
171	GOM_NL__2PRFIN20060507_150943_000000452047_00283_21880_9700.N1	07-MAY-2006 15:09:43	Tw_i_and_stray	44.500	54	5The Cen	2.0550	4500.0	89	21880	No
172	GOM_NL__2PRFIN20060507_151355_000000362047_00283_21880_9701.N1	07-MAY-2006 15:13:55	Bright	36.000	169	46Gam Hya	2.9910	4700.0	72	21880	No
173	GOM_NL__2PRFIN20060507_151711_000000392047_00283_21880_9702.N1	07-MAY-2006 15:17:11	Bright	38.500	15	67Alp Vir	0.97600	28000.	77	21880	No
174	GOM_NL__2PRFIN20060507_152332_000000352047_00283_21880_9703.N1	07-MAY-2006 15:23:32	Bright	34.500	138	47Eps Vir	2.8280	4700.0	69	21880	No
175	GOM_NL__2PRFIN20060507_152529_000000362047_00283_21880_9704.N1	07-MAY-2006 15:25:29	Bright	36.000	111	8Eta Boo	2.6800	6000.0	72	21880	No
176	GOM_NL__2PRFIN20060507_153110_000000342047_00283_21880_9705.N1	07-MAY-2006 15:31:10	Bright	34.000	152	12Alp2CVn	2.8900	11000.	68	21880	No
177	GOM_NL__2PRFIN20060507_153421_000000362047_00283_21880_9706.N1	07-MAY-2006 15:34:21	Bright	35.500	39	85Eta UMa	1.8540	24000.	71	21880	No
178	GOM_NL__2PRFIN20060507_153548_000000352047_00283_21880_9707.N1	07-MAY-2006 15:35:48	Bright	34.500	55	79Zet UMa	2.0600	10200.	69	21880	No
179	GOM_NL__2PRFIN20060507_154148_000000392047_00283_21880_9708.N1	07-MAY-2006 15:41:48	Bright	38.500	60	7Bet UMi	2.0810	3950.0	77	21880	No
180	GOM_NL__2PRFIN20060507_154552_000000372047_00283_21880_9709.N1	07-MAY-2006 15:45:52	Bright	36.500	49	1Alp UMi	1.9900	6300.0	73	21880	No
181	GOM_NL__2PRFIN20060507_155359_000000522047_00283_21880_9710.N1	07-MAY-2006 15:53:59	Bright	52.000	76	27Gam Cas	2.3000	30000.	104	21880	No
182	GOM_NL__2PRFIN20060507_155514_000000332047_00283_21880_9711.N1	07-MAY-2006 15:55:14	Bright	33.000	68	18Alp Cas	2.2250	4500.0	66	21880	No
183	GOM_NL__2PRFIN20060507_160321_000000382047_00283_21880_9712.N1	07-MAY-2006 16:03:21	Bright	37.500	58	21Alp And	2.0730	11000.	75	21880	No
184	GOM_NL__2PRFIN20060507_162140_000000482047_00283_21880_9713.N1	07-MAY-2006 16:21:40	Dark	48.000	18	24Alp PsA	1.1660	9700.0	96	21880	No
185	GOM_NL__2PRFIN20060507_162731_000000402047_00283_21880_9714.N1	07-MAY-2006 16:27:31	Dark	40.000	31	Alp Gru	1.7340	15200.	80	21880	No
186	GOM_NL__2PRFIN20060507_162948_000000382047_00284_21881_9694.N1	07-MAY-2006 16:29:48	Dark	38.000	148	Alp Tuc	2.8780	4100.0	76	21881	No
187	GOM_NL__2PRFIN20060507_163305_000000422047_00284_21881_9695.N1	07-MAY-2006 16:33:05	Dark	41.500	45	Alp Pav	1.9400	26000.	83	21881	No
188	GOM_NL__2PRFIN20060507_163912_000000502047_00284_21881_9696.N1	07-MAY-2006 16:39:12	Straylight	49.500	43	Alp TrA	1.9100	4250.0	99	21881	No
189	GOM_NL__2PRFIN20060507_164124_000000382047_00284_21881_9697.N1	07-MAY-2006 16:41:24	Straylight	37.500	134	Bet TrA	2.8100	6600.0	75	21881	No
190	GOM_NL__2PRFIN20060507_164318_000000502047_00284_21881_9698.N1	07-MAY-2006 16:43:18	Straylight	49.500	4	Alp1Cen	-0.010000	5800.0	99	21881	No
191	GOM_NL__2PRFIN20060507_164648_000000372047_00284_21881_9699.N1	07-MAY-2006 16:46:48	Straylight	37.000	78	Alp Lup	2.3040	28000.	74	21881	No
192	GOM_NL__2PRFIN20060507_164819_000000422047_00284_21881_9700.N1	07-MAY-2006 16:48:19	Straylight	41.500	81	Eta Cen	2.3560	28000.	83	21881	No
193	GOM_NL__2PRFIN20060507_165020_000000442047_00284_21881_9701.N1	07-MAY-2006 16:50:20	Tw_i_and_stray	43.500	54	5The Cen	2.0550	4500.0	87	21881	No
194	GOM_NL__2PRFIN20060507_165431_000000382047_00284_21881_9702.N1	07-MAY-2006 16:54:31	Bright	37.500	169	46Gam Hya	2.9910	4700.0	75	21881	No
195	GOM_NL__2PRFIN20060507_165747_000000372047_00284_21881_9703.N1	07-MAY-2006 16:57:47	Bright	37.000	15	67Alp Vir	0.97600	28000.	74	21881	No
196	GOM_NL__2PRFIN20060507_170408_000000372047_00284_21881_9704.N1	07-MAY-2006 17:04:08	Bright	36.500	138	47Eps Vir	2.8280	4700.0	73	21881	No
197	GOM_NL__2PRFIN20060507_170605_000000362047_00284_21881_9705.N1	07-MAY-2006 17:06:05	Bright	36.000	111	8Eta Boo	2.6800	6000.0	72	21881	No
198	GOM_NL__2PRFIN20060507_171146_000000342047_00284_21881_9706.N1	07-MAY-2006 17:11:46	Bright	33.500	152	12Alp2CVn	2.8900	11000.	67	21881	No
199	GOM_NL__2PRFIN20060507_171456_000000372047_00284_21881_9707.N1	07-MAY-2006 17:14:56	Bright	36.500	39	85Eta UMa	1.8540	24000.	73	21881	No
200	GOM_NL__2PRFIN20060507_171624_000000372047_00284_21881_9708.N1	07-MAY-2006 17:16:24	Bright	36.500	55	79Zet UMa	2.0600	10200.	73	21881	No
201	GOM_NL__2PRFIN20060507_172224_000000392047_00284_21881_9709.N1	07-MAY-2006 17:22:24	Bright	38.500	60	7Bet UMi	2.0810	3950.0	77	21881	No
202	GOM_NL__2PRFIN20060507_172628_000000362047_00284_21881_9710.N1	07-MAY-2006 17:26:28	Bright	35.500	49	1Alp UMi	1.9900	6300.0	71	21881	No
203	GOM_NL__2PRFIN20060507_173436_000000352047_00284_21881_9711.N1	07-MAY-2006 17:34:36	Bright	34.500	76	27Gam Cas	2.3000	30000.	69	21881	No
204	GOM_NL__2PRFIN20060507_173550_000000432047_00284_21881_9712.N1	07-MAY-2006 17:35:50	Bright	43.000	68	18Alp Cas	2.2250	4500.0	86	21881	No
205	GOM_NL__2PRFIN20060507_174358_000000382047_00284_21881_9713.N1	07-MAY-2006 17:43:58	Bright	38.000	58	21Alp And	2.0730	11000.	76	21881	No
206	GOM_NL__2PRFIN20060507_180217_000000442047_00284_21881_9714.N1	07-MAY-2006 18:02:17	Dark	43.500	18	24Alp PsA	1.1660	9700.0	87	21881	No
207	GOM_NL__2PRFIN20060507_180807_000000472047_00284_21881_9715.N1	07-MAY-2006 18:08:07	Dark	46.500	31	Alp Gru	1.7340	15200.	93	21881	No
208	GOM_NL__2PRFIN20060507_181024_000000452047_00285_21882_9694.N1	07-MAY-2006 18:10:24	Dark	45.000	148	Alp Tuc	2.8780	4100.0	90	21882	No
209	GOM_NL__2PRFIN20060507_181342_000000412047_00285_21882_9695.N1	07-MAY-2006 18:13:42	Dark	40.500	45	Alp Pav	1.9400	26000.	81	21882	No
210	GOM_NL__2PRFIN20060507_181948_000000382047_00285_21882_9696.N1	07-MAY-2006 18:19:48	Straylight	37.500	43	Alp TrA	1.9100	4250.0	75	21882	No
211	GOM_NL__2PRFIN20060507_182200_000000382047_00285_21882_9697.N1	07-MAY-2006 18:22:00	Straylight	37.500	134	Bet TrA	2.8100	6600.0	75	21882	No
212	GOM_NL__2PRFIN20060507_182355_000000512047_00285_21882_9698.N1	07-MAY-2006 18:23:55	Straylight	50.500	4	Alp1Cen	-0.010000	5800.0	101	21882	No
213	GOM_NL__2PRFIN20060507_182724_000000372047_00285_21882_9699.N1	07-MAY-2006 18:27:24	Straylight	36.500	78	Alp Lup	2.3040	28000.	73	21882	No
214	GOM_NL__2PRFIN20060507_182856_000000382047_00285_21882_9700.N1	07-MAY-2006 18:28:56	Straylight	37.500	81	Eta Cen	2.3560	28000.	75	21882	No
215	GOM_NL__2PRFIN20060507_183056_000000422047_00285_21882_9701.N1	07-MAY-2006 18:30:56	Tw_i_and_stray	42.000	54	5The Cen	2.0550	4500.0	84	21882	No
216	GOM_NL__2PRFIN20060507_183507_000000362047_00285_21882_9702.N1	07-MAY-2006 18:35:07	Bright	36.000	169	46Gam Hya	2.9910	4700.0	72	21882	No
217	GOM_NL__2PRFIN20060507_183824_000000372047_00285_21882_9703.N1	07-MAY-2006 18:38:24	Bright	36.500	15	67Alp Vir	0.97600	28000.	73	21882	No
218	GOM_NL__2PRFIN20060507_184444_000000352047_00285_21882_9704.N1	07-MAY-2006 18:44:44	Bright	34.500	138	47Eps Vir	2.8280	4700.0	69	21882	No
219	GOM_NL__2PRFIN20060507_184641_000000362047_00285_21882_9705.N1	07-MAY-2006 18:46:41	Bright	36.000	111	8Eta Boo	2.6800	6000.0	72	21882	No

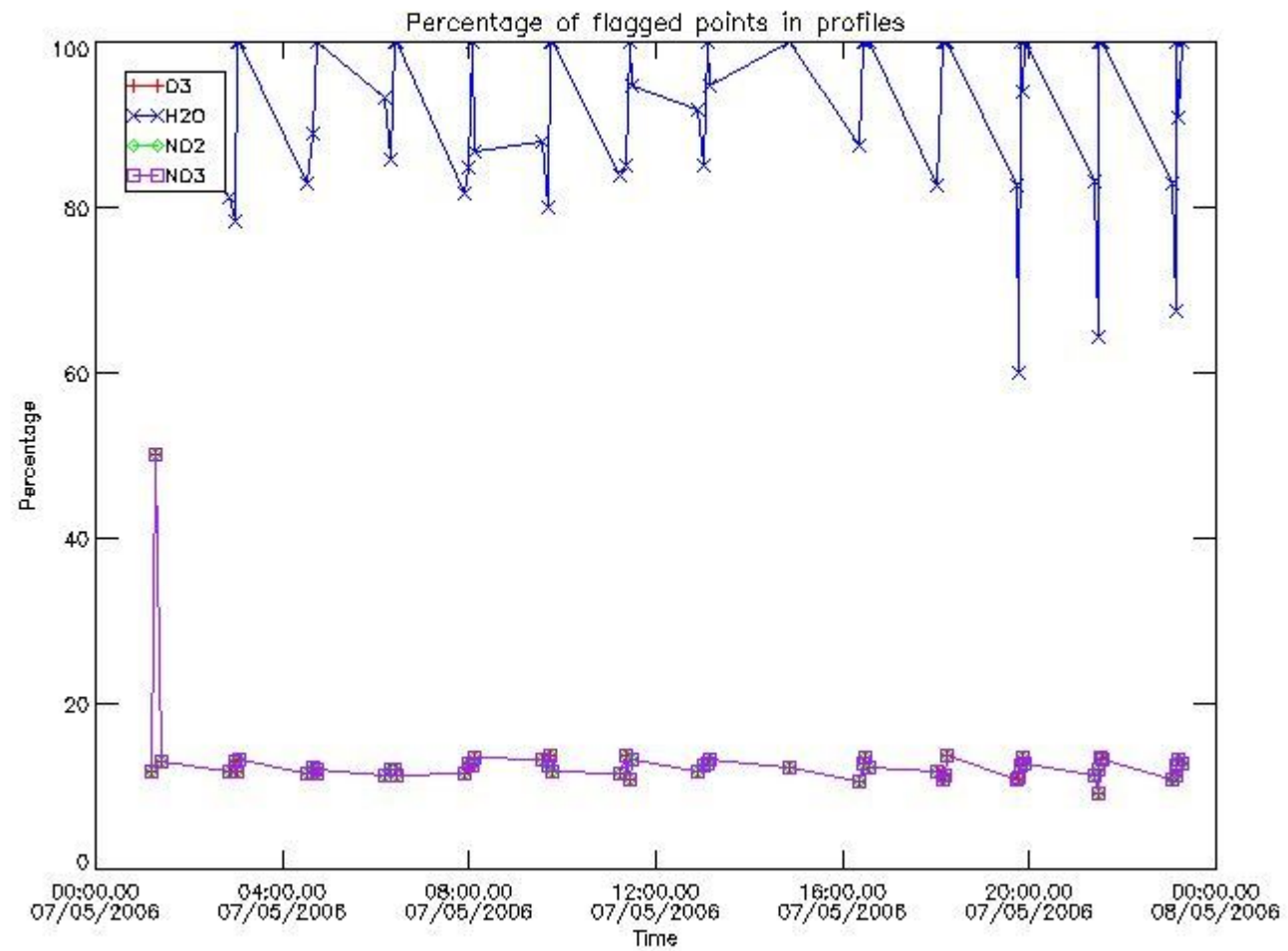
220	GOM_NL__2PRFIN20060507_185222_000000522047_00285_21882_9706.N1	07-MAY-2006 18:52:22	Bright	52.000	152	12Alp2CVn	2.8900	11000.	104	21882	No
221	GOM_NL__2PRFIN20060507_185532_000000372047_00285_21882_9707.N1	07-MAY-2006 18:55:32	Bright	37.000	39	85Eta UMa	1.8540	24000.	74	21882	No
222	GOM_NL__2PRFIN20060507_185700_000000362047_00285_21882_9708.N1	07-MAY-2006 18:57:00	Bright	35.500	55	79Zet UMa	2.0600	10200.	71	21882	No
223	GOM_NL__2PRFIN20060507_190300_000000382047_00285_21882_9709.N1	07-MAY-2006 19:03:00	Bright	38.000	60	7Bet UMi	2.0810	3950.0	76	21882	No
224	GOM_NL__2PRFIN20060507_190704_000000362047_00285_21882_9710.N1	07-MAY-2006 19:07:04	Bright	35.500	49	1Alp UMi	1.9900	6300.0	71	21882	No
225	GOM_NL__2PRFIN20060507_191512_000000322047_00285_21882_9711.N1	07-MAY-2006 19:15:12	Bright	32.000	76	27Gam Cas	2.3000	30000.	64	21882	No
226	GOM_NL__2PRFIN20060507_191626_000000332047_00285_21882_9712.N1	07-MAY-2006 19:16:26	Bright	32.500	68	18Alp Cas	2.2250	4500.0	65	21882	No
227	GOM_NL__2PRFIN20060507_192434_000000352047_00285_21882_9713.N1	07-MAY-2006 19:24:34	Bright	35.000	58	21Alp And	2.0730	11000.	70	21882	No
228	GOM_NL__2PRFIN20060507_194254_000000472047_00285_21882_9714.N1	07-MAY-2006 19:42:54	Dark	46.500	18	24Alp PsA	1.1660	9700.0	93	21882	No
229	GOM_NL__2PRFIN20060507_194729_000000462047_00285_21882_9715.N1	07-MAY-2006 19:47:29	Dark	45.500	63	Bet Gru	2.1500	2800.0	91	21882	No
230	GOM_NL__2PRFIN20060507_194844_000000412047_00285_21882_9716.N1	07-MAY-2006 19:48:44	Dark	40.500	31	Alp Gru	1.7340	15200.	81	21882	No
231	GOM_NL__2PRFIN20060507_195101_000000422047_00286_21883_9694.N1	07-MAY-2006 19:51:01	Dark	41.500	148	Alp Tuc	2.8780	4100.0	83	21883	No
232	GOM_NL__2PRFIN20060507_195419_000000402047_00286_21883_9695.N1	07-MAY-2006 19:54:19	Dark	40.000	45	Alp Pav	1.9400	26000.	80	21883	No
233	GOM_NL__2PRFIN20060507_200025_000000482047_00286_21883_9696.N1	07-MAY-2006 20:00:25	Straylight	47.500	43	Alp TrA	1.9100	4250.0	95	21883	No
234	GOM_NL__2PRFIN20060507_200237_000000372047_00286_21883_9697.N1	07-MAY-2006 20:02:37	Straylight	36.500	134	Bet TrA	2.8100	6600.0	73	21883	No
235	GOM_NL__2PRFIN20060507_200431_000000482047_00286_21883_9698.N1	07-MAY-2006 20:04:31	Straylight	47.500	4	Alp1Cen	-0.010000	5800.0	95	21883	No
236	GOM_NL__2PRFIN20060507_200800_000000382047_00286_21883_9699.N1	07-MAY-2006 20:08:00	Straylight	38.000	78	Alp Lup	2.3040	28000.	76	21883	No
237	GOM_NL__2PRFIN20060507_200932_000000412047_00286_21883_9700.N1	07-MAY-2006 20:09:32	Straylight	41.000	81	Eta Cen	2.3560	28000.	82	21883	No
238	GOM_NL__2PRFIN20060507_201132_000000442047_00286_21883_9701.N1	07-MAY-2006 20:11:32	Twi_and_stray	43.500	54	5The Cen	2.0550	4500.0	87	21883	No
239	GOM_NL__2PRFIN20060507_201543_000000382047_00286_21883_9702.N1	07-MAY-2006 20:15:43	Bright	37.500	169	46Gam Hya	2.9910	4700.0	75	21883	No
240	GOM_NL__2PRFIN20060507_201900_000000382047_00286_21883_9703.N1	07-MAY-2006 20:19:00	Bright	37.500	15	67Alp Vir	0.97600	28000.	75	21883	No
241	GOM_NL__2PRFIN20060507_202520_000000362047_00286_21883_9704.N1	07-MAY-2006 20:25:20	Bright	35.500	138	47Eps Vir	2.8280	4700.0	71	21883	No
242	GOM_NL__2PRFIN20060507_202717_000000362047_00286_21883_9705.N1	07-MAY-2006 20:27:17	Bright	35.500	111	8Eta Boo	2.6800	6000.0	71	21883	No
243	GOM_NL__2PRFIN20060507_203258_000000362047_00286_21883_9706.N1	07-MAY-2006 20:32:58	Bright	36.000	152	12Alp2CVn	2.8900	11000.	72	21883	No
244	GOM_NL__2PRFIN20060507_203608_000000372047_00286_21883_9707.N1	07-MAY-2006 20:36:08	Bright	37.000	39	85Eta UMa	1.8540	24000.	74	21883	No
245	GOM_NL__2PRFIN20060507_203736_000000372047_00286_21883_9708.N1	07-MAY-2006 20:37:36	Bright	37.000	55	79Zet UMa	2.0600	10200.	74	21883	No
246	GOM_NL__2PRFIN20060507_204335_000000402047_00286_21883_9709.N1	07-MAY-2006 20:43:35	Bright	39.500	60	7Bet UMi	2.0810	3950.0	79	21883	No
247	GOM_NL__2PRFIN20060507_204740_000000362047_00286_21883_9710.N1	07-MAY-2006 20:47:40	Bright	35.500	49	1Alp UMi	1.9900	6300.0	71	21883	No
248	GOM_NL__2PRFIN20060507_205547_000000352047_00286_21883_9711.N1	07-MAY-2006 20:55:47	Bright	34.500	76	27Gam Cas	2.3000	30000.	69	21883	No
249	GOM_NL__2PRFIN20060507_205702_000000522047_00286_21883_9712.N1	07-MAY-2006 20:57:02	Bright	52.000	68	18Alp Cas	2.2250	4500.0	104	21883	No
250	GOM_NL__2PRFIN20060507_210510_000000352047_00286_21883_9713.N1	07-MAY-2006 21:05:10	Bright	34.500	58	21Alp And	2.0730	11000.	69	21883	No
251	GOM_NL__2PRFIN20060507_212330_000000452047_00286_21883_9714.N1	07-MAY-2006 21:23:30	Dark	45.000	18	24Alp PsA	1.1660	9700.0	90	21883	No
252	GOM_NL__2PRFIN20060507_212806_000000552047_00286_21883_9715.N1	07-MAY-2006 21:28:06	Dark	55.000	63	Bet Gru	2.1500	2800.0	110	21883	No
253	GOM_NL__2PRFIN20060507_212921_000000422047_00286_21883_9716.N1	07-MAY-2006 21:29:21	Dark	42.000	31	Alp Gru	1.7340	15200.	84	21883	No
254	GOM_NL__2PRFIN20060507_213137_000000382047_00287_21884_9694.N1	07-MAY-2006 21:31:37	Dark	37.500	148	Alp Tuc	2.8780	4100.0	75	21884	No
255	GOM_NL__2PRFIN20060507_213455_000000432047_00287_21884_9695.N1	07-MAY-2006 21:34:55	Dark	42.500	45	Alp Pav	1.9400	26000.	85	21884	No
256	GOM_NL__2PRFIN20060507_214101_000000382047_00287_21884_9696.N1	07-MAY-2006 21:41:01	Straylight	38.000	43	Alp TrA	1.9100	4250.0	76	21884	No
257	GOM_NL__2PRFIN20060507_214313_000000382047_00287_21884_9697.N1	07-MAY-2006 21:43:13	Straylight	37.500	134	Bet TrA	2.8100	6600.0	75	21884	No
258	GOM_NL__2PRFIN20060507_214507_000000522047_00287_21884_9698.N1	07-MAY-2006 21:45:07	Straylight	52.000	4	Alp1Cen	-0.010000	5800.0	104	21884	No
259	GOM_NL__2PRFIN20060507_214836_000000382047_00287_21884_9699.N1	07-MAY-2006 21:48:36	Straylight	38.000	78	Alp Lup	2.3040	28000.	76	21884	No
260	GOM_NL__2PRFIN20060507_215008_000000382047_00287_21884_9700.N1	07-MAY-2006 21:50:08	Straylight	37.500	81	Eta Cen	2.3560	28000.	75	21884	No
261	GOM_NL__2PRFIN20060507_215208_000000412047_00287_21884_9701.N1	07-MAY-2006 21:52:08	Twi_and_stray	41.000	54	5The Cen	2.0550	4500.0	82	21884	No
262	GOM_NL__2PRFIN20060507_215620_000000392047_00287_21884_9702.N1	07-MAY-2006 21:56:20	Bright	39.000	169	46Gam Hya	2.9910	4700.0	78	21884	No
263	GOM_NL__2PRFIN20060507_215936_000000382047_00287_21884_9703.N1	07-MAY-2006 21:59:36	Bright	38.000	15	67Alp Vir	0.97600	28000.	76	21884	No
264	GOM_NL__2PRFIN20060507_220556_000000352047_00287_21884_9704.N1	07-MAY-2006 22:05:56	Bright	34.500	138	47Eps Vir	2.8280	4700.0	69	21884	No
265	GOM_NL__2PRFIN20060507_220753_000000362047_00287_21884_9705.N1	07-MAY-2006 22:07:53	Bright	36.000	111	8Eta Boo	2.6800	6000.0	72	21884	No
266	GOM_NL__2PRFIN20060507_221334_000000352047_00287_21884_9706.N1	07-MAY-2006 22:13:34	Bright	35.000	152	12Alp2CVn	2.8900	11000.	70	21884	No
267	GOM_NL__2PRFIN20060507_221644_000000372047_00287_21884_9707.N1	07-MAY-2006 22:16:44	Bright	37.000	39	85Eta UMa	1.8540	24000.	74	21884	No
268	GOM_NL__2PRFIN20060507_221812_000000372047_00287_21884_9708.N1	07-MAY-2006 22:18:12	Bright	36.500	55	79Zet UMa	2.0600	10200.	73	21884	No
269	GOM_NL__2PRFIN20060507_222411_000000382047_00287_21884_9709.N1	07-MAY-2006 22:24:11	Bright	38.000	60	7Bet UMi	2.0810	3950.0	76	21884	No
270	GOM_NL__2PRFIN20060507_222816_000000362047_00287_21884_9710.N1	07-MAY-2006 22:28:16	Bright	35.500	49	1Alp UMi	1.9900	6300.0	71	21884	No
271	GOM_NL__2PRFIN20060507_223623_000000352047_00287_21884_9711.N1	07-MAY-2006 22:36:23	Bright	35.000	76	27Gam Cas	2.3000	30000.	70	21884	No
272	GOM_NL__2PRFIN20060507_223738_000000342047_00287_21884_9712.N1	07-MAY-2006 22:37:38	Bright	34.000	68	18Alp Cas	2.2250	4500.0	68	21884	No
273	GOM_NL__2PRFIN20060507_224546_000000362047_00287_21884_9713.N1	07-MAY-2006 22:45:46	Bright	35.500	58	21Alp And	2.0730	11000.	71	21884	No
274	GOM_NL__2PRFIN20060507_230407_000000472047_00287_21884_9714.N1	07-MAY-2006 23:04:07	Dark	47.000	18	24Alp PsA	1.1660	9700.0	94	21884	No
275	GOM_NL__2PRFIN20060507_230842_000000452047_00287_21884_9715.N1	07-MAY-2006 23:08:42	Dark	45.000	63	Bet Gru	2.1500	2800.0	90	21884	No
276	GOM_NL__2PRFIN20060507_230957_000000412047_00287_21884_9716.N1	07-MAY-2006 23:09:57	Dark	40.500	31	Alp Gru	1.7340	15200.	81	21884	No
277	GOM_NL__2PRFIN20060507_231213_000000392047_00288_21885_9694.N1	07-MAY-2006 23:12:13	Dark	38.500	148	Alp Tuc	2.8780	4100.0	77	21885	No
278	GOM_NL__2PRFIN20060507_231532_000000402047_00288_21885_9695.N1	07-MAY-2006 23:15:32	Dark	40.000	45	Alp Pav	1.9400	26000.	80	21885	No

279	GOM_NL__2PRFIN20060507_232137_000000392047_00288_21885_9696.N1	07-MAY-2006 23:21:37	Straylight	38.500	43	Alp TrA	1.9100	4250.0	77	21885	No
280	GOM_NL__2PRFIN20060507_232349_000000382047_00288_21885_9697.N1	07-MAY-2006 23:23:49	Straylight	37.500	134	Bet TrA	2.8100	6600.0	75	21885	No
281	GOM_NL__2PRFIN20060507_232543_000000502047_00288_21885_9698.N1	07-MAY-2006 23:25:43	Straylight	50.000	4	Alp1Cen	-0.010000	5800.0	100	21885	No
282	GOM_NL__2PRFIN20060507_232913_000000392047_00288_21885_9699.N1	07-MAY-2006 23:29:13	Straylight	38.500	78	Alp Lup	2.3040	28000.	77	21885	No
283	GOM_NL__2PRFIN20060507_233044_000000402047_00288_21885_9700.N1	07-MAY-2006 23:30:44	Straylight	39.500	81	Eta Cen	2.3560	28000.	79	21885	No
284	GOM_NL__2PRFIN20060507_233244_000000432047_00288_21885_9701.N1	07-MAY-2006 23:32:44	Twilight_stray	43.000	54	5The Cen	2.0550	4500.0	86	21885	No
285	GOM_NL__2PRFIN20060507_233656_000000412047_00288_21885_9702.N1	07-MAY-2006 23:36:56	Bright	40.500	169	46Gam Hya	2.9910	4700.0	81	21885	No
286	GOM_NL__2PRFIN20060507_234012_000000382047_00288_21885_9703.N1	07-MAY-2006 23:40:12	Bright	37.500	15	67Alp Vir	0.97600	28000.	75	21885	No
287	GOM_NL__2PRFIN20060507_234633_000000352047_00288_21885_9704.N1	07-MAY-2006 23:46:33	Bright	34.500	138	47Eps Vir	2.8280	4700.0	69	21885	No
288	GOM_NL__2PRFIN20060507_234829_000000362047_00288_21885_9705.N1	07-MAY-2006 23:48:29	Bright	35.500	111	8Eta Boo	2.6800	6000.0	71	21885	No
289	GOM_NL__2PRFIN20060507_235410_000000352047_00288_21885_9706.N1	07-MAY-2006 23:54:10	Bright	35.000	152	12Alp2CVn	2.8900	11000.	70	21885	No
290	GOM_NL__2PRFIN20060507_235720_000000352047_00288_21885_9707.N1	07-MAY-2006 23:57:20	Bright	34.500	39	85Eta UMa	1.8540	24000.	69	21885	No
291	GOM_NL__2PRFIN20060507_235848_000000352047_00288_21885_9708.N1	07-MAY-2006 23:58:48	Bright	35.000	55	79Zet UMa	2.0600	10200.	70	21885	No

### 3. Quality information per product

In this section it is plotted some information contained in the Quality Summary data set of the level 2 products. Only products in dark limb conditions and without errors (error flag in the MPH set to "0") are used.

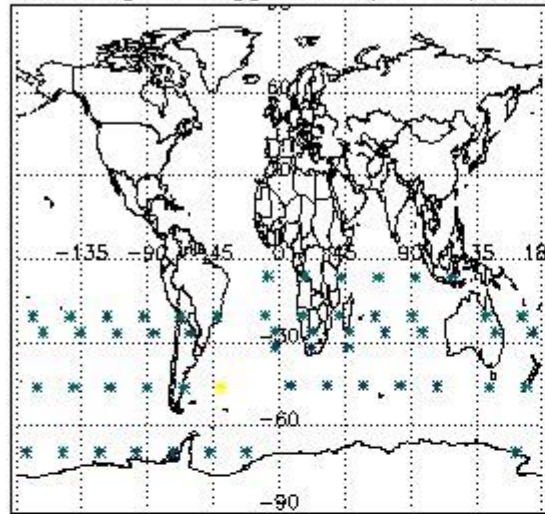
#### 3.1 Plot quality information per product (time dependant)



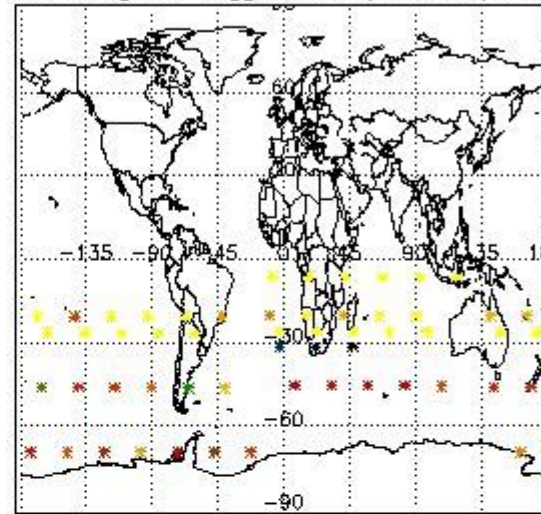
#### 3.2 Plot quality information per product (world map)



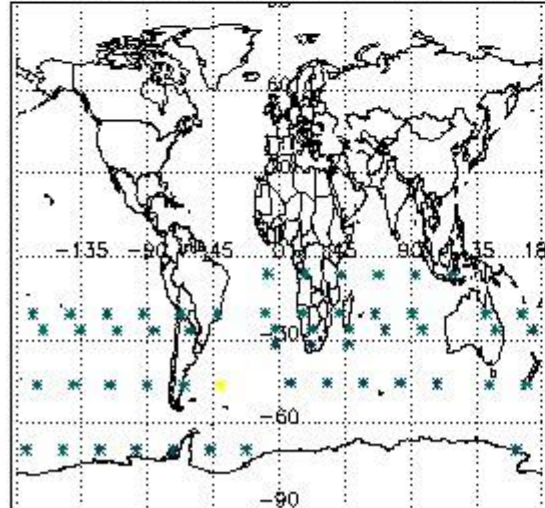
Percentage of flagged data per O3 profile



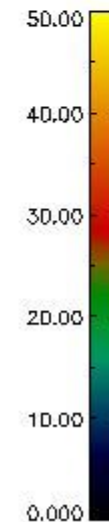
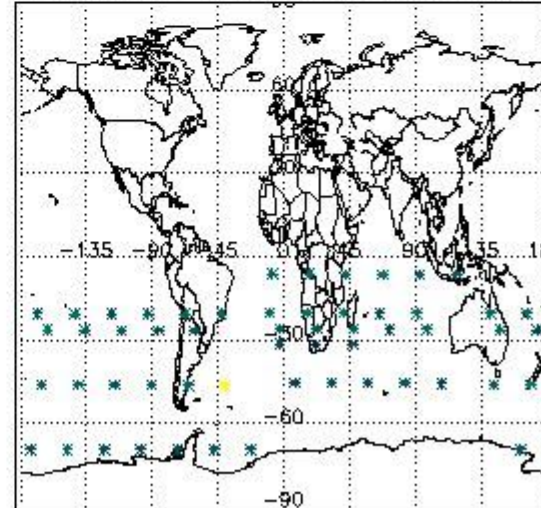
Percentage of flagged data per H2O profile



Percentage of flagged data per NO2 profile



Percentage of flagged data per NO3 profile

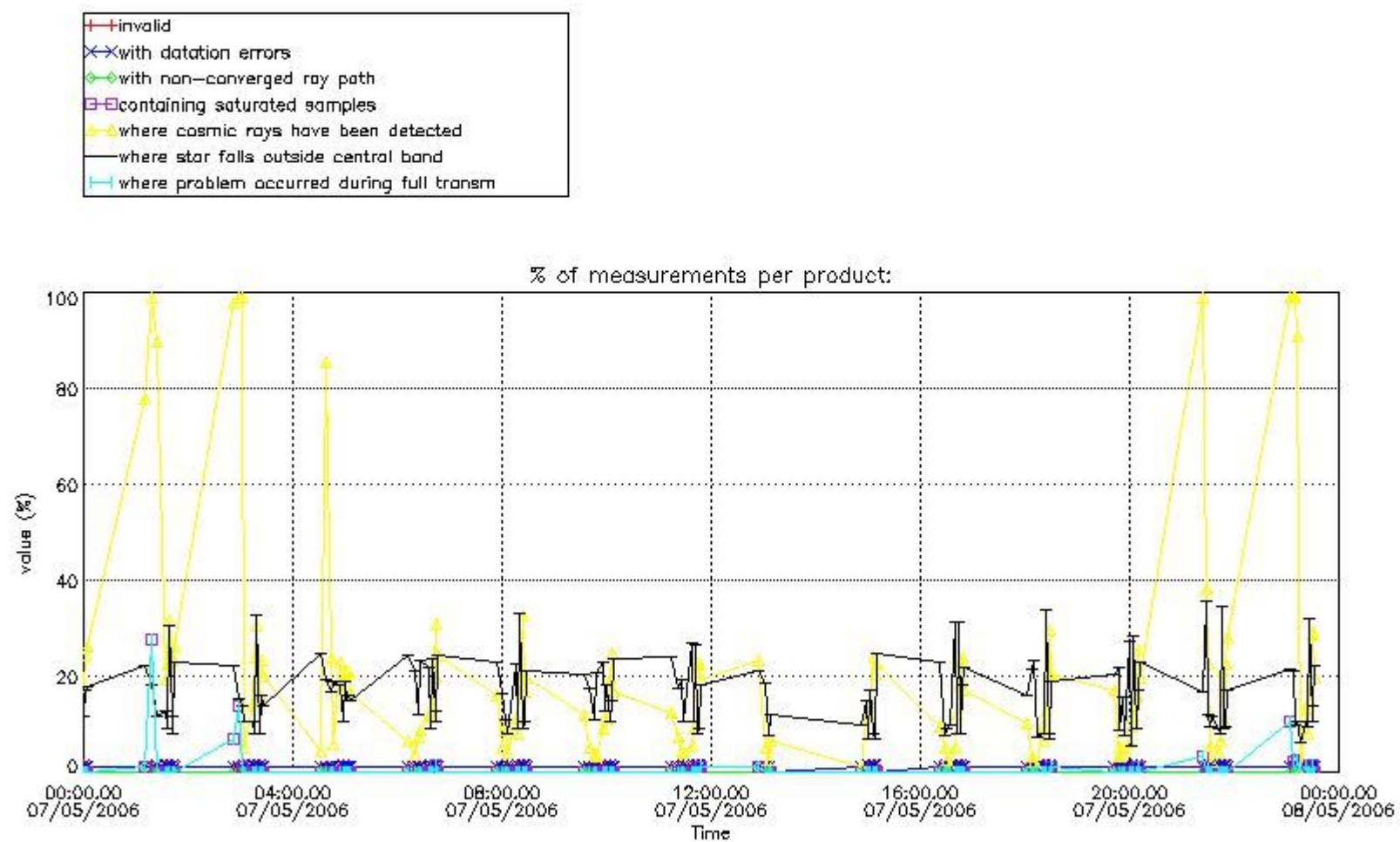


#### 4. Level 1 quality information per product

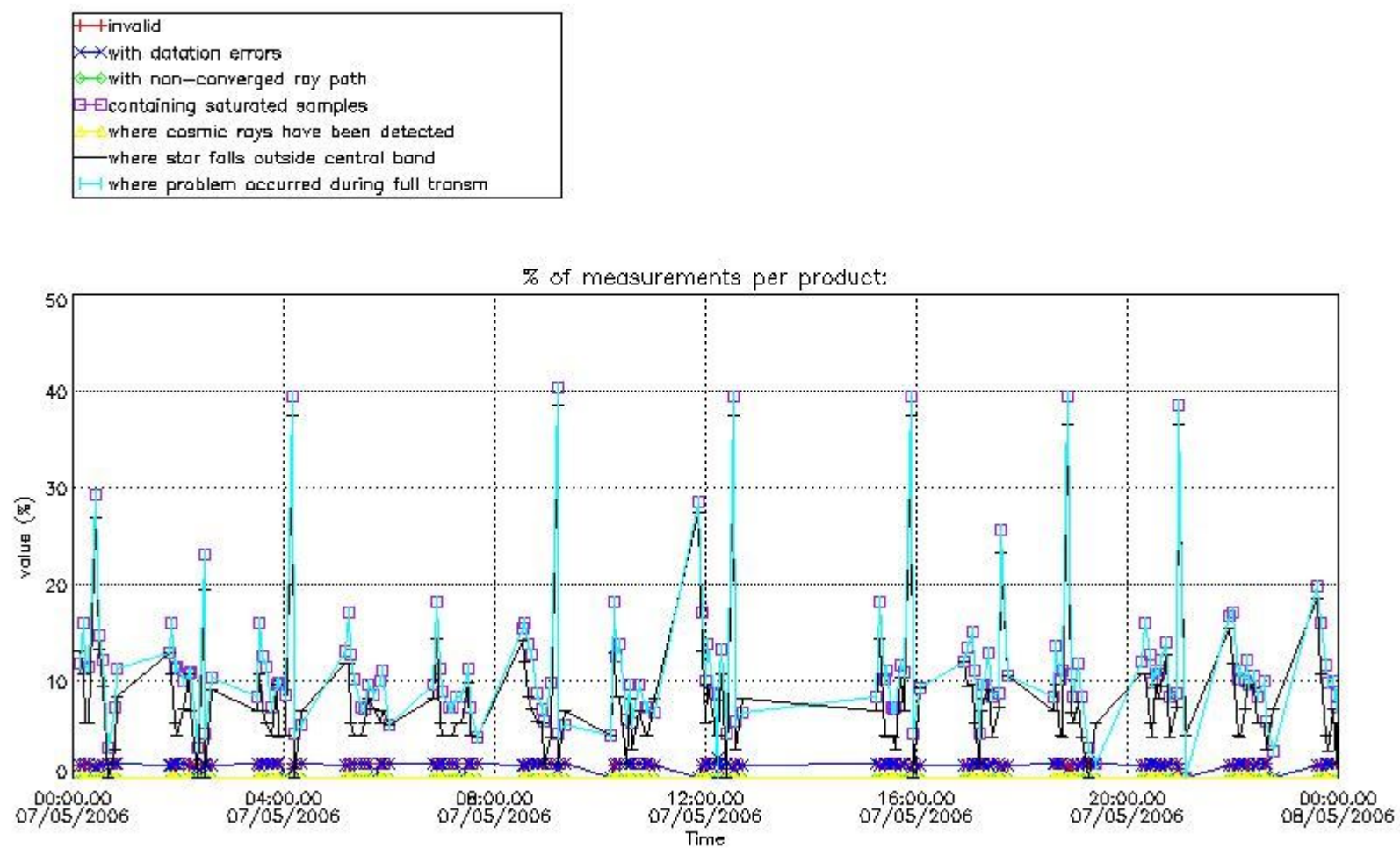
In this section it is plotted some information contained in the Quality Summary data set of the level 2 products that comes from the level 1b processing. Products without errors (error flag in the MPH set to "0") are used.

##### 4.1 Plot quality information per product (time dependant) coming from level 1b processing

##### 4.1.1 Plot level 1 quality information per product (time dependant): ENVISAT ASCENDING passes



4.1.2 Plot level 1 quality information per product (time dependant): ENVI SAT DESCENDING passes

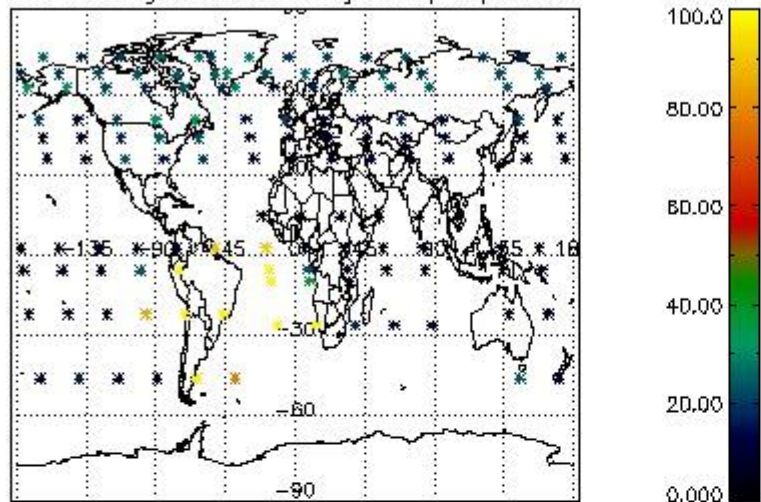


4.2 Plot quality information per product coming from level 1b processing (world map)

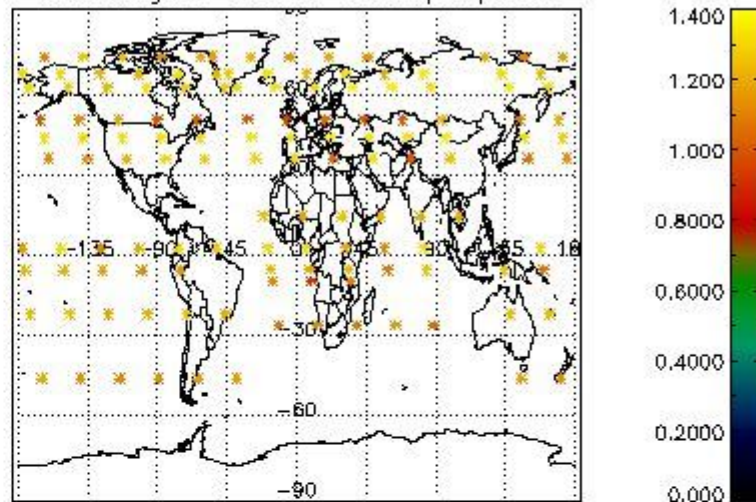
4.2.1 Plot level 1 quality information per product (world map): ENVISAT ASCENDING passes



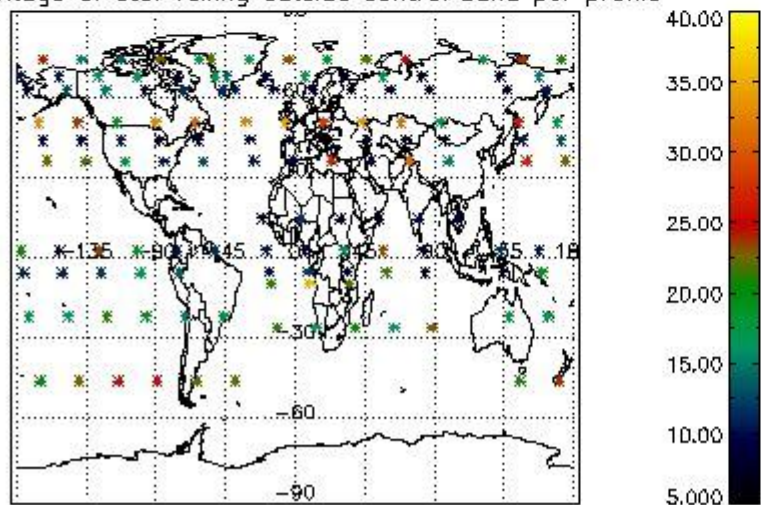
Percentage of cosmic ray hits per profile



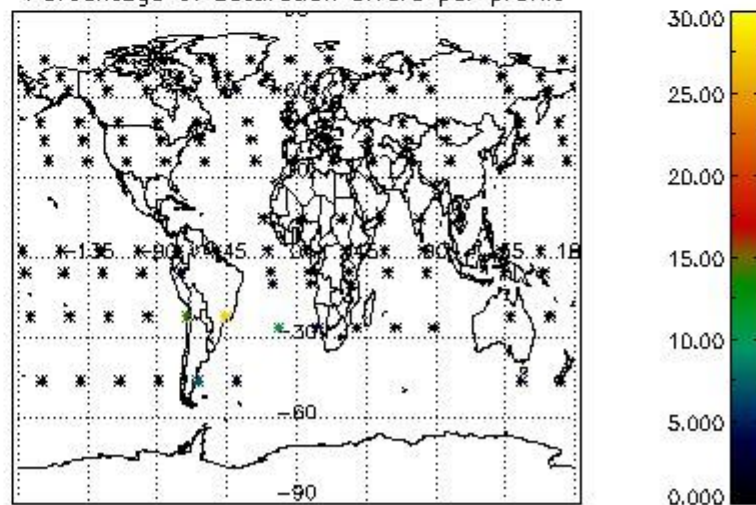
Percentage of datation errors per profile



Percentage of star falling outside central band per profile

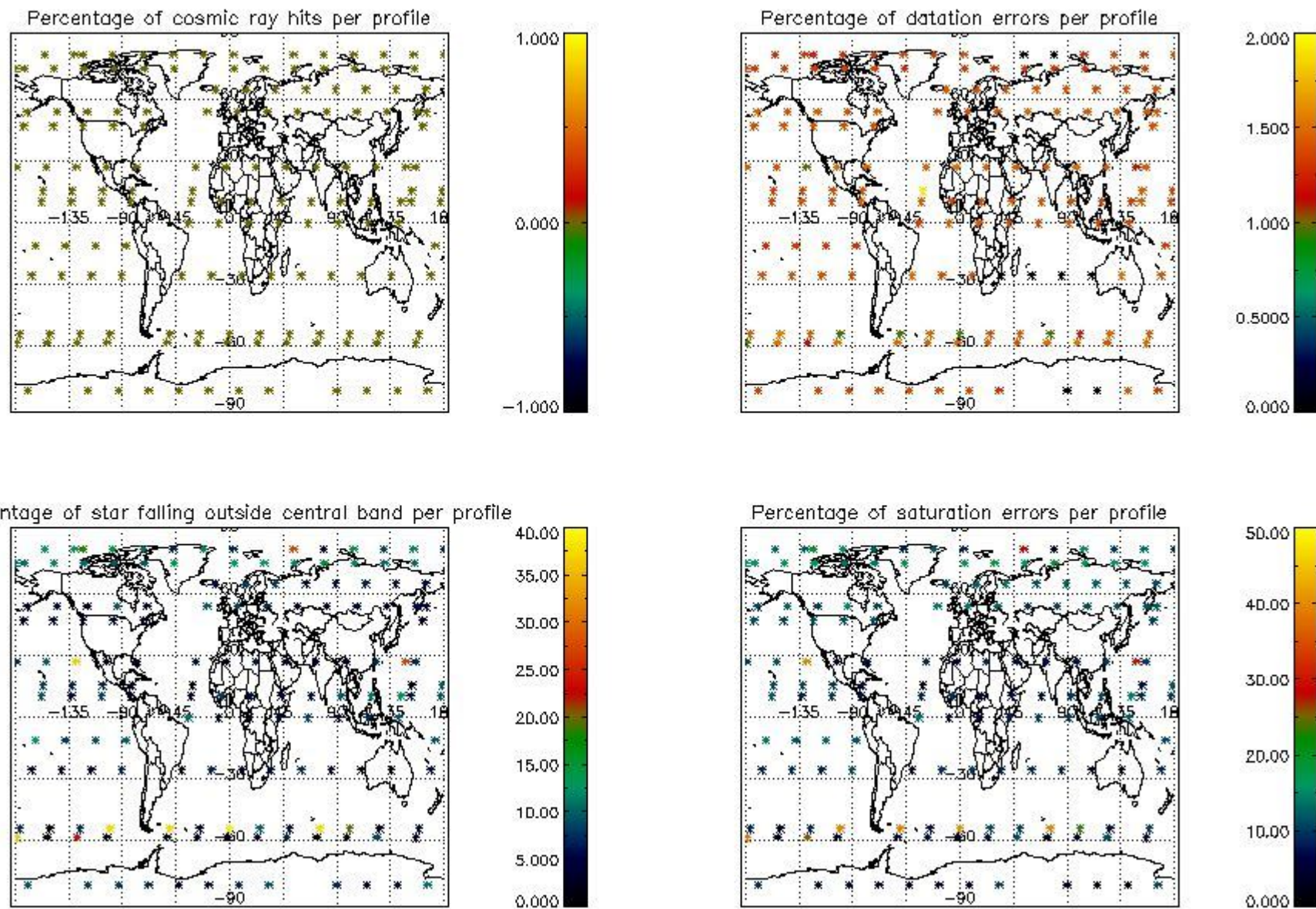


Percentage of saturation errors per profile



4.2.2 Plot level 1 quality information per product (world map): ENVISAT DESCENDING passes





## 5. Trace gas profiles

### 5.1 Ozone statistics based on quality of products

The final quality of the products can be "measured" using the STD (Standard Deviation) attached to every point profile. This information is written to the parameter GOM\_NL\_\_2P/NL\_LOCAL\_SPECIES\_DENSITY/o3\_std of the level 2 products. The table below shows the statistics for given STD ranges.

The statistics are given with respect to the overall valid production:

- Products without fatal errors: GOM\_NL\_\_2P/MPH/PRODUCT\_ERR=0
- Valid point profile: GOM\_NL\_\_2P/NL\_LOCAL\_SPECIES\_DENSITY/pcd(0)=0

The 'Criteria' is applied to valid points of dark limb products:

- Products in dark limb illumination condition: GOM\_NL\_\_2P/NL\_SUMMARY\_QUALITY/obs\_ill\_cond=0
- Products without fatal errors: GOM\_NL\_\_2P/MPH/PRODUCT\_ERR=0
- Valid point profile: GOM\_NL\_\_2P/NL\_LOCAL\_SPECIES\_DENSITY/pcd(0)=0

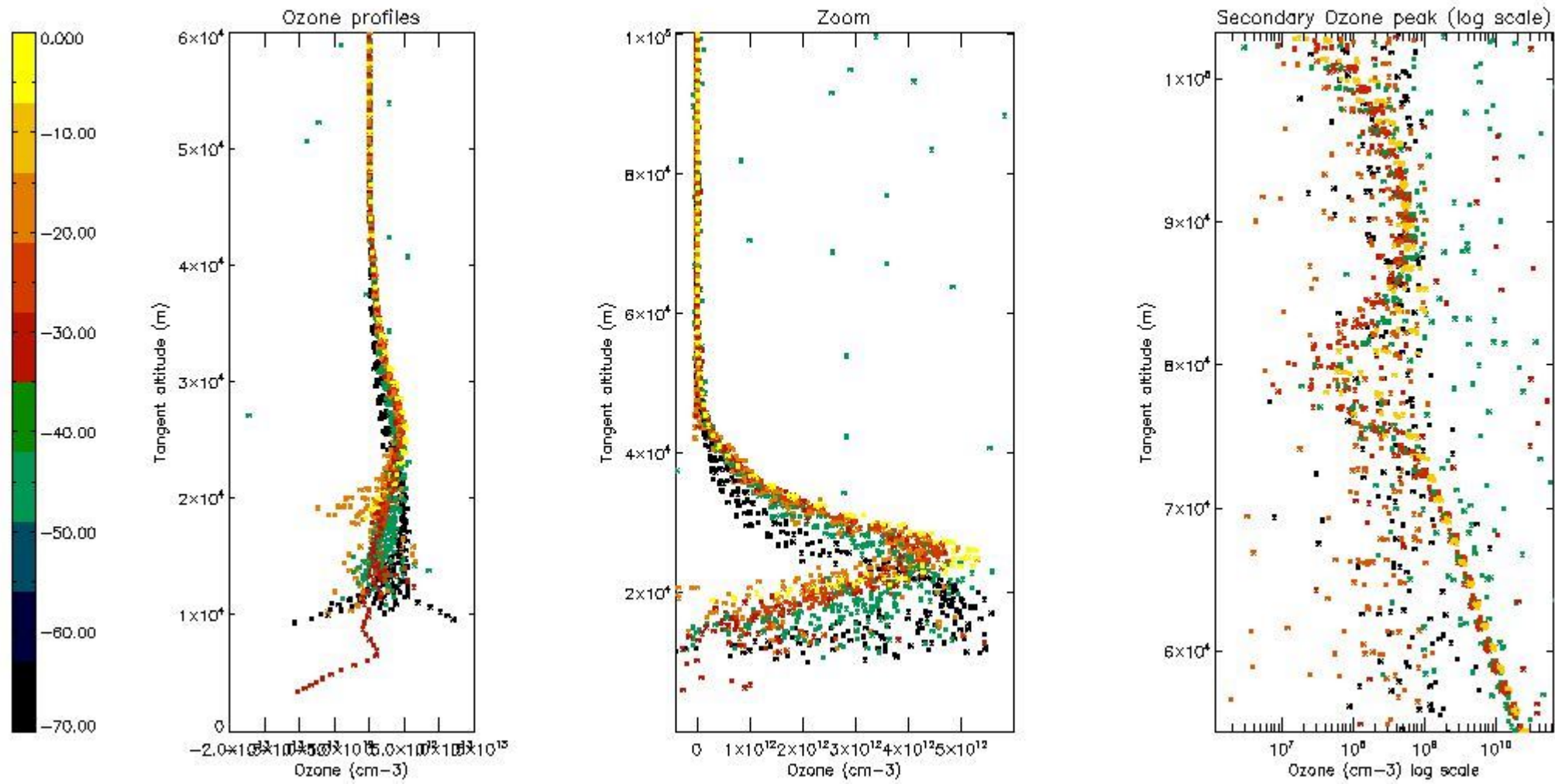
So, the table below shows the percentage of dark limb and valid observations for each criteria with respect to the overall valid daily observations.

Criteria	% of total production
All STD	21
STD < 20	10

STD < 10	7
STD < 5	5

5.2 Plot ozone profiles for all STD (dark without errors)

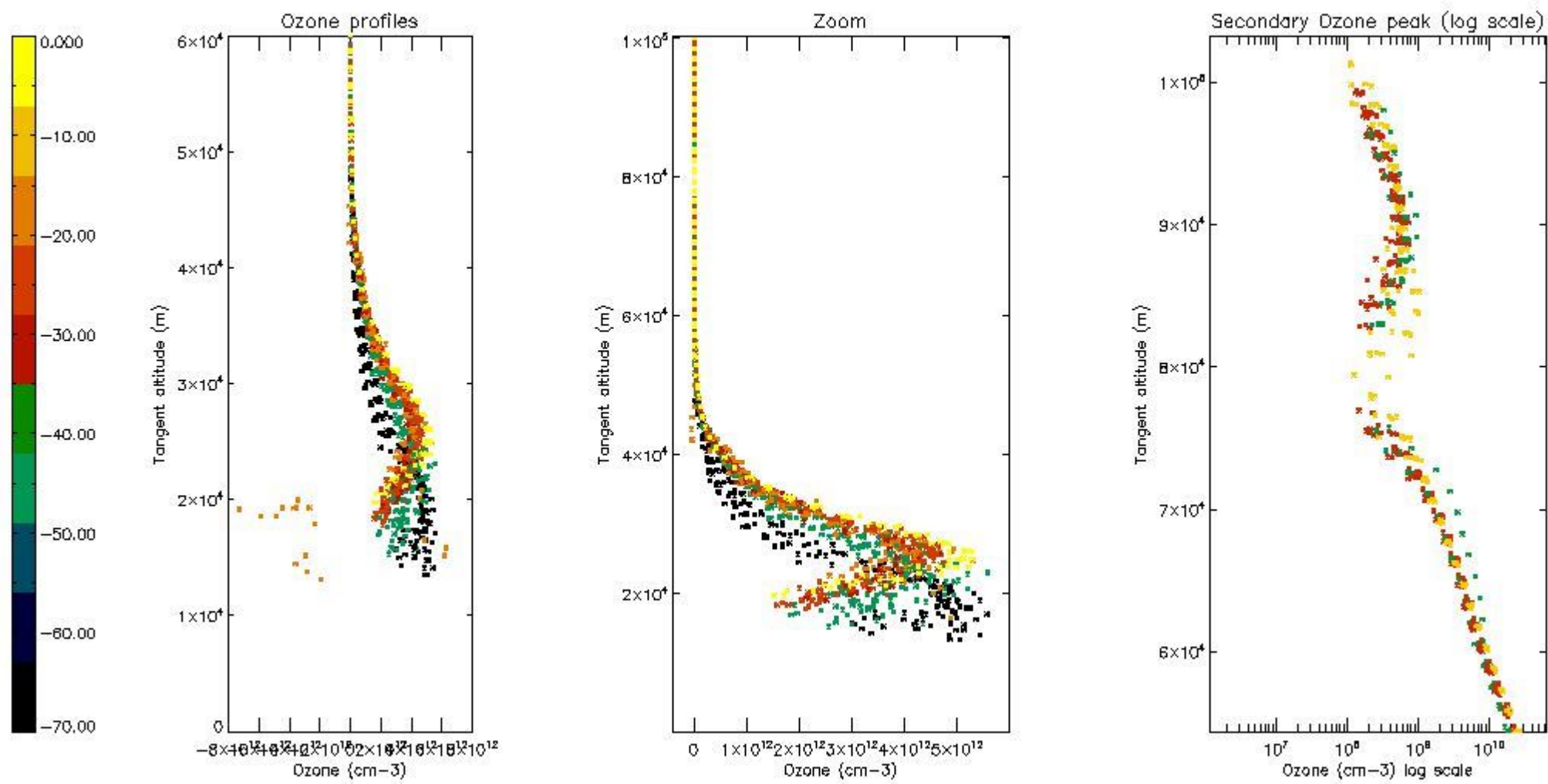
The colorbar represents the latitude.



5.3 Plot ozone profiles where STD < 20% (dark without errors)

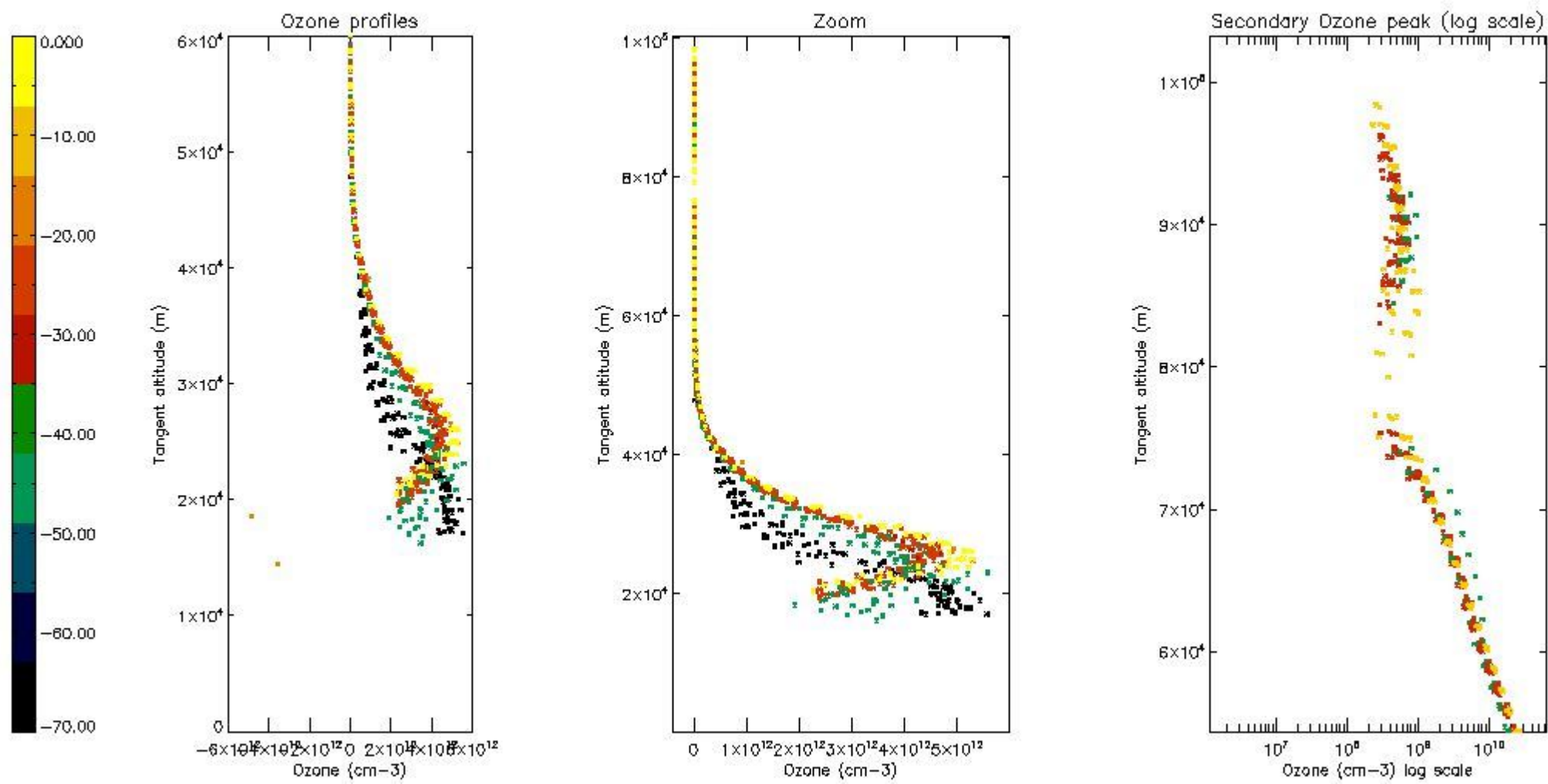
The colorbar represents the latitude.





*5.4 Plot ozone profiles where STD < 10% (dark without errors)*

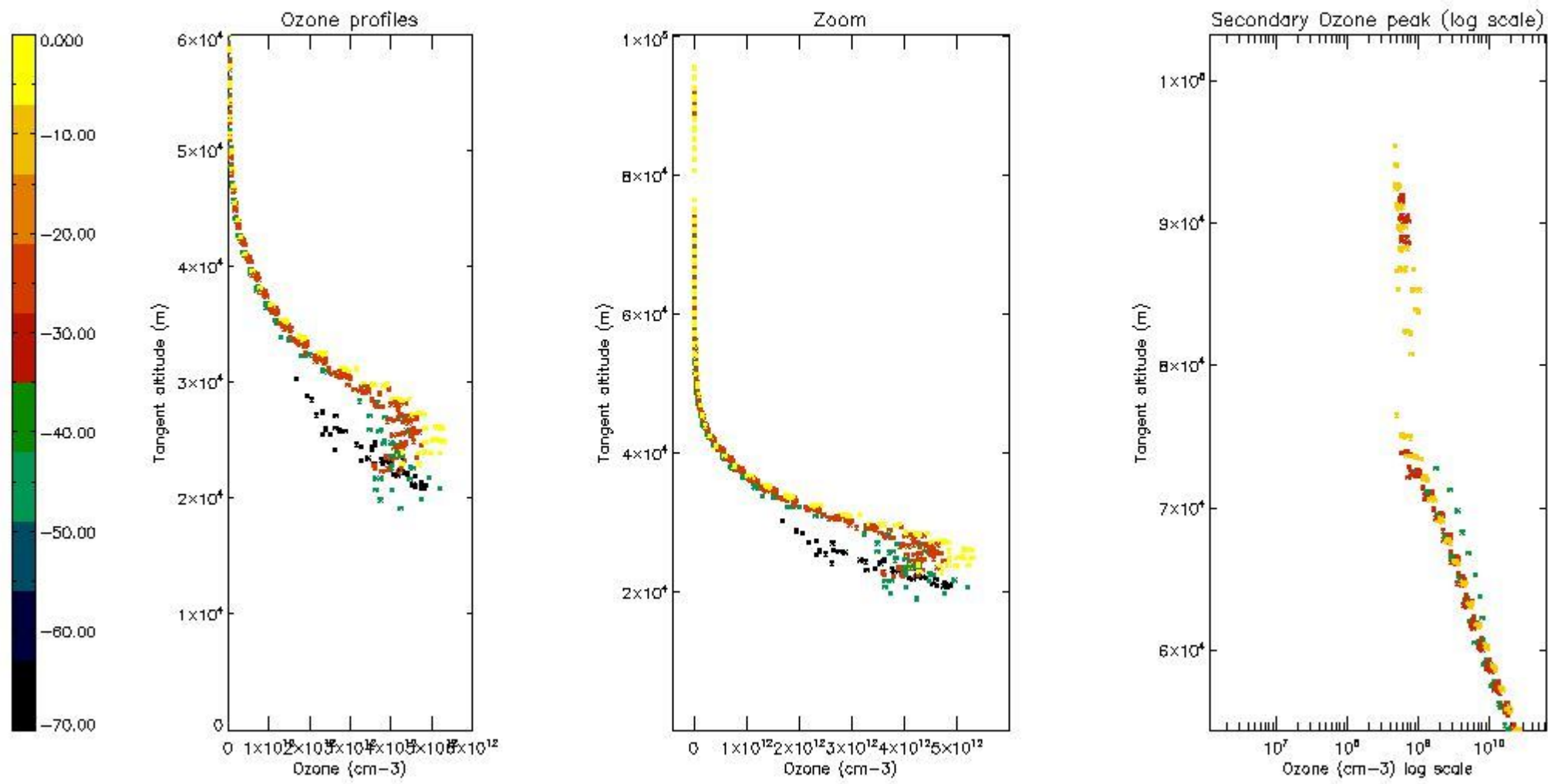
The colorbar represents the latitude.



*5.5 Plot ozone profiles where STD < 5% (dark without errors)*

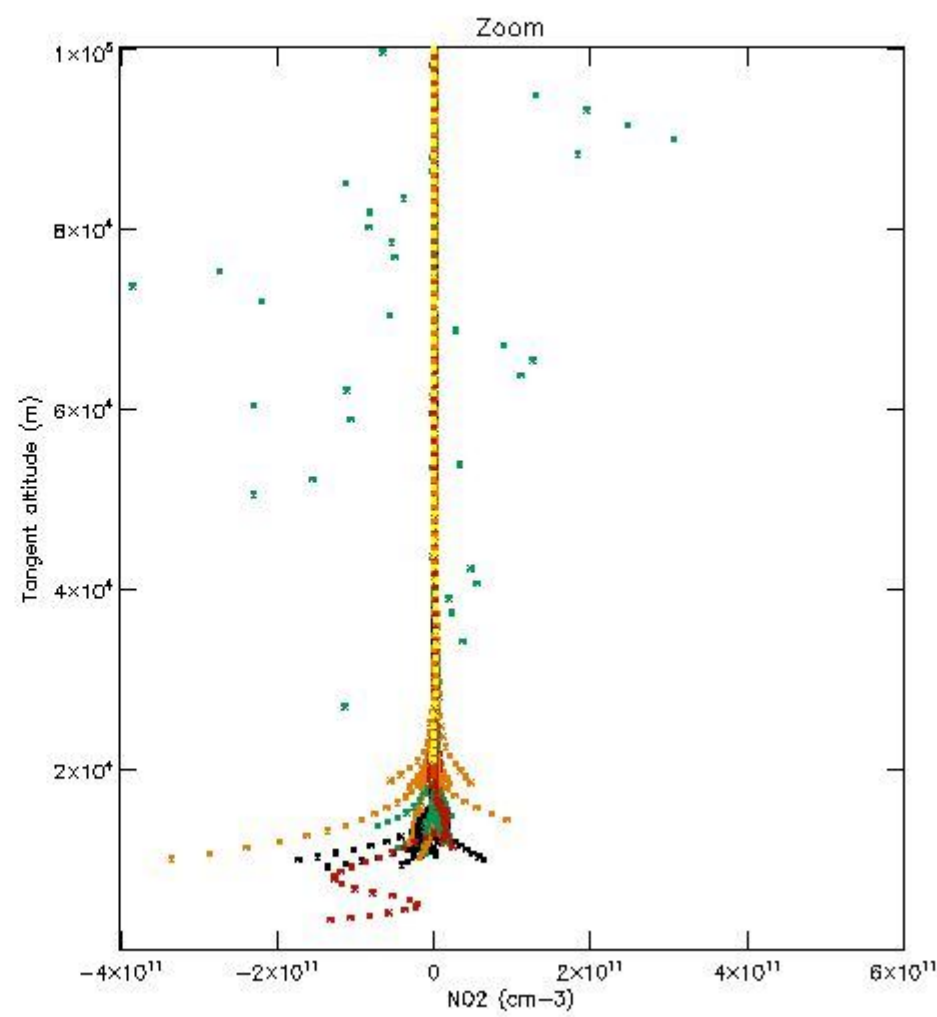
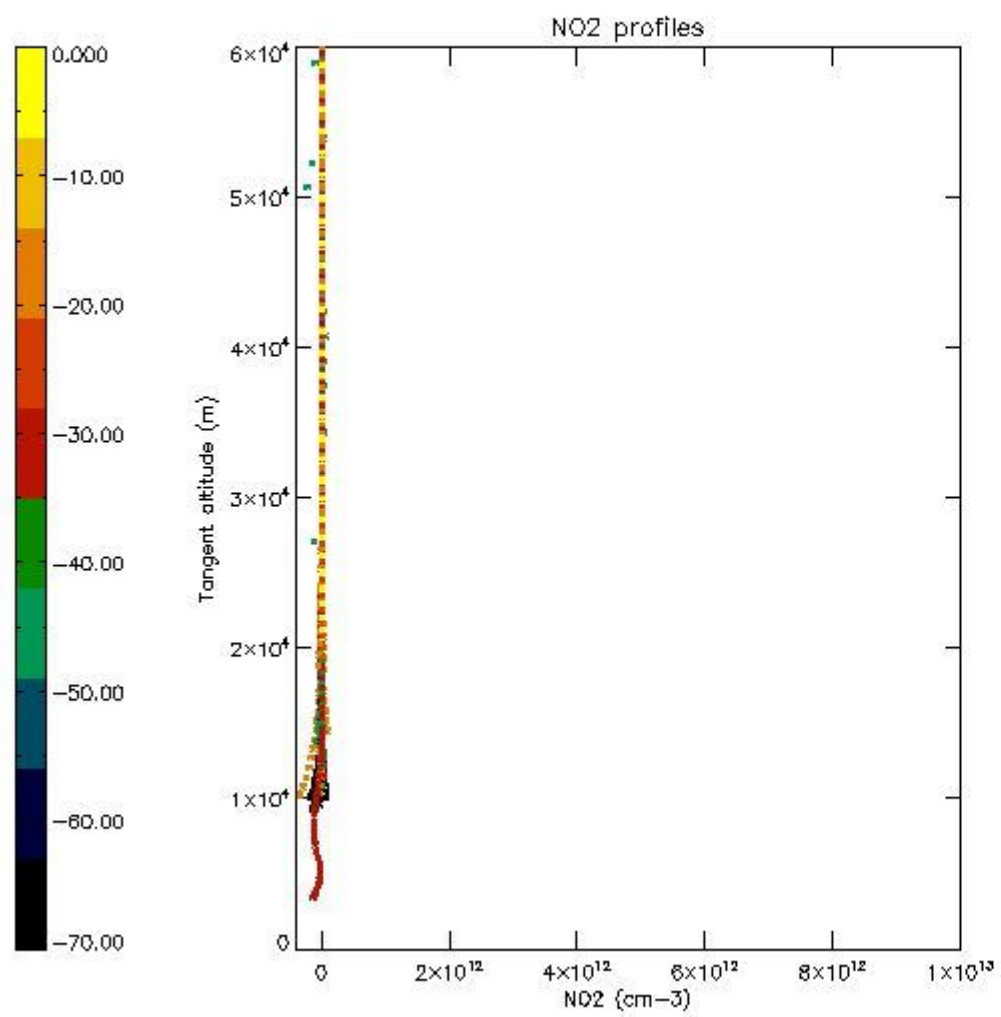
The colorbar represents the latitude.





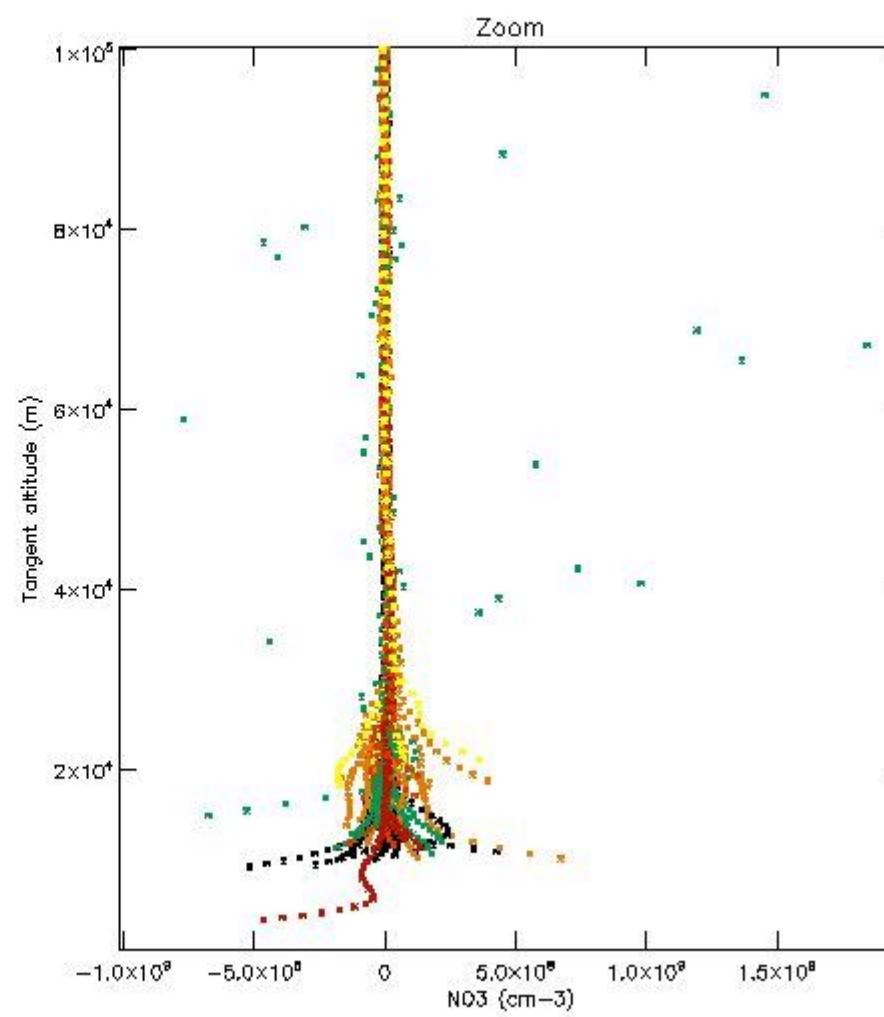
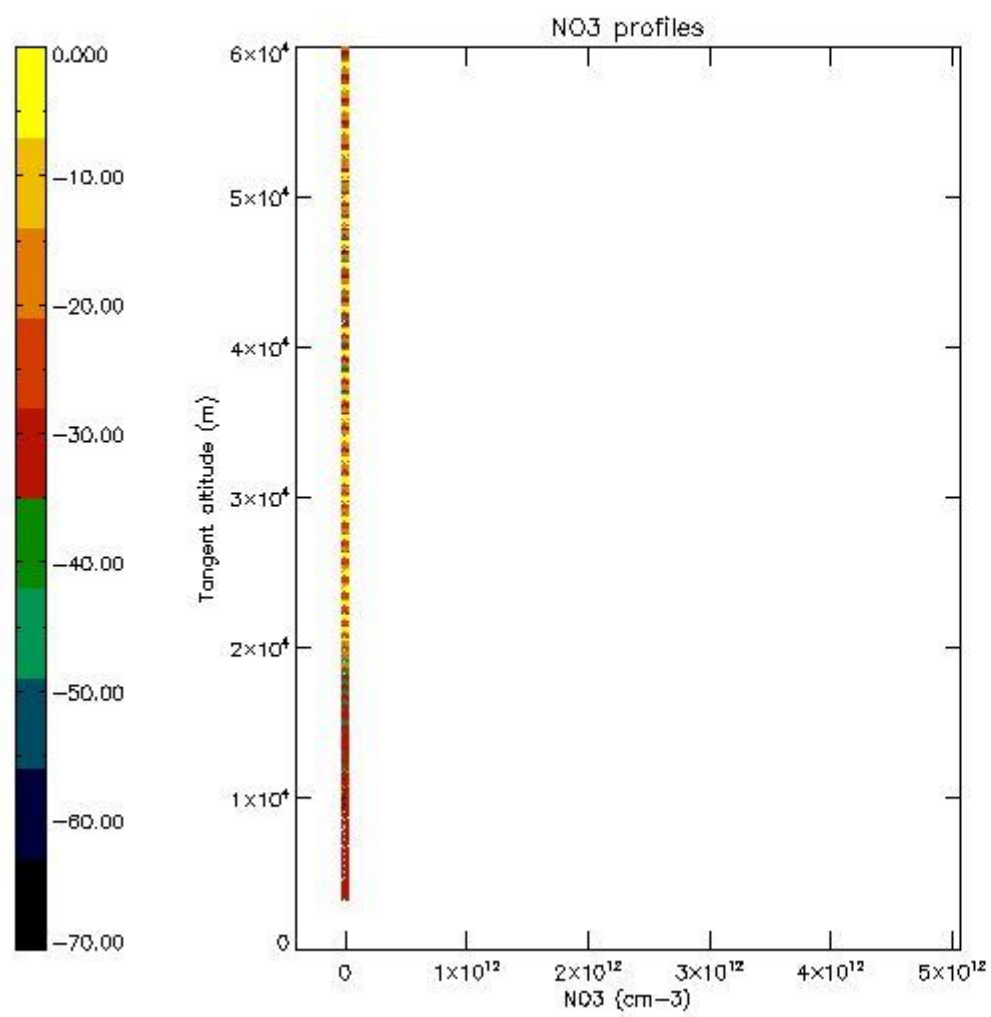
*5.6 Plot NO<sub>2</sub> profiles for all STD (dark without errors)*

The colorbar represents the latitude.



*5.7 Plot NO3 profiles for all STD (dark without errors)*

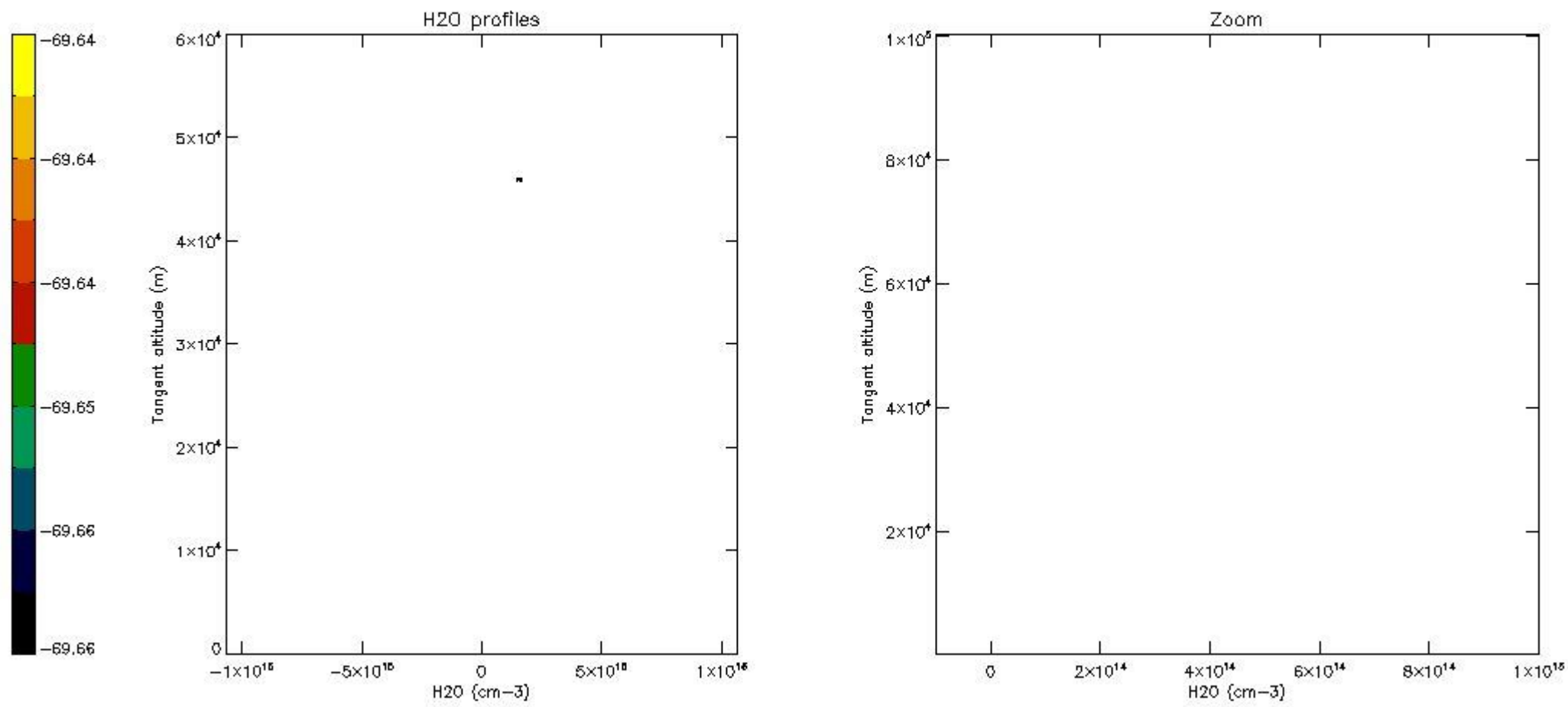
The colorbar represents the latitude.



*5.8 Plot H2O profiles for all STD (only for occultations of stars 1,2,3,4,13,14,16,26,63 dark without errors)*

The colorbar represents the latitude.

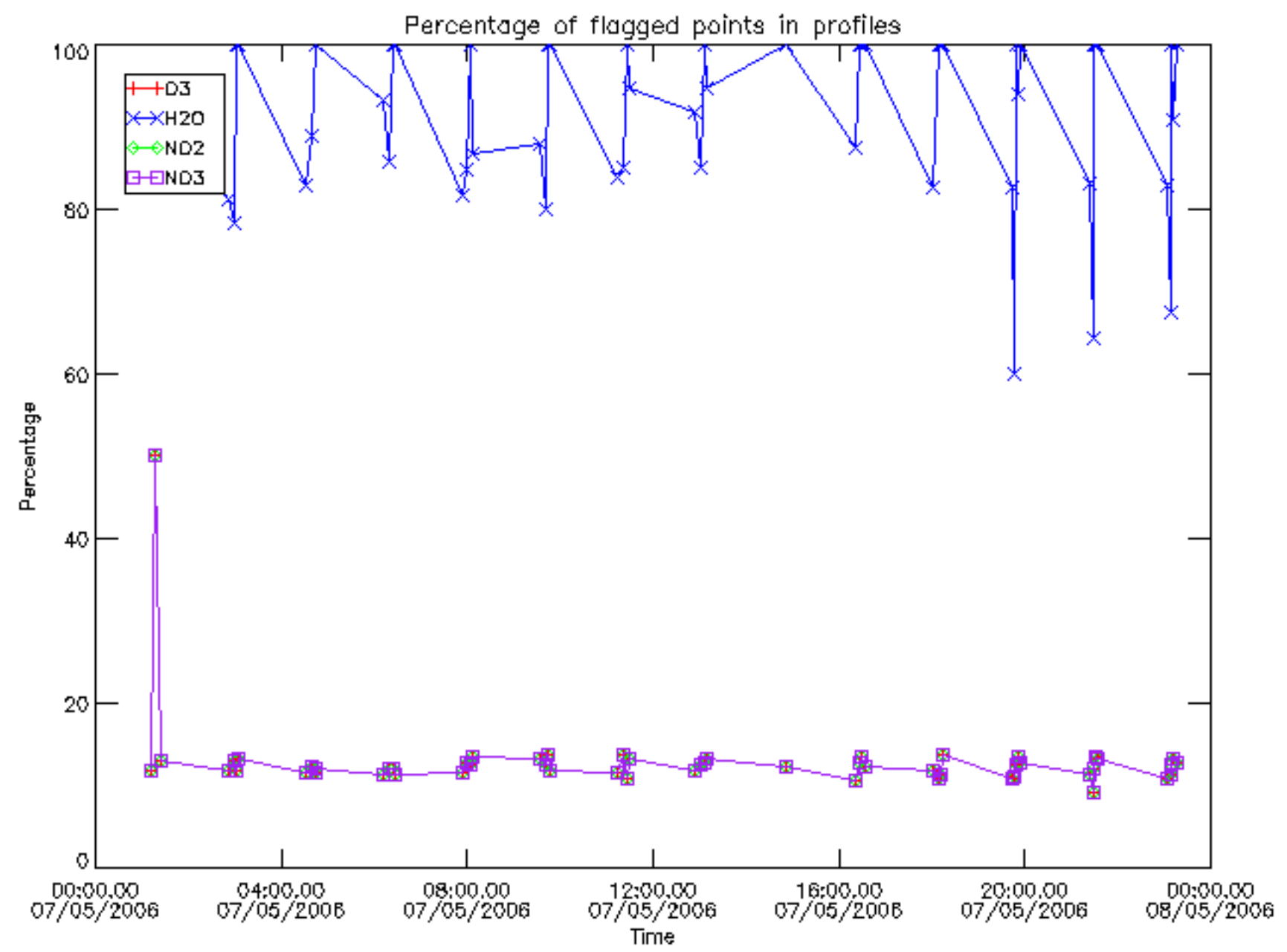




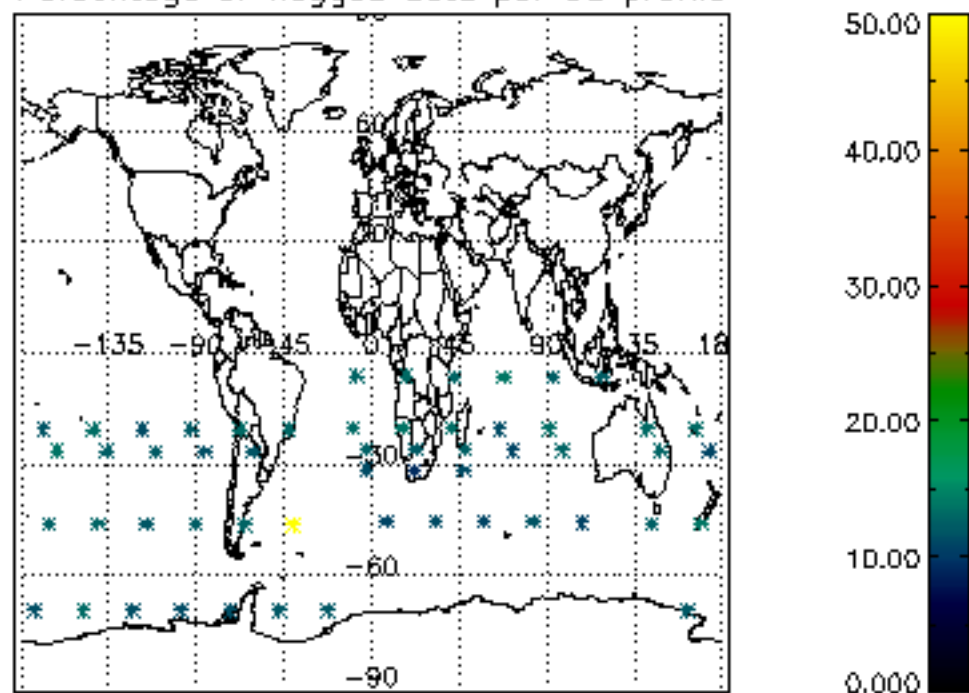
## 6. Auxiliary Data Files used for the production reported in section 2

The number reported in the third column indicates since which file (see list in section 2) the corresponding auxiliary file has been used. The fourth column is the date of those product files.

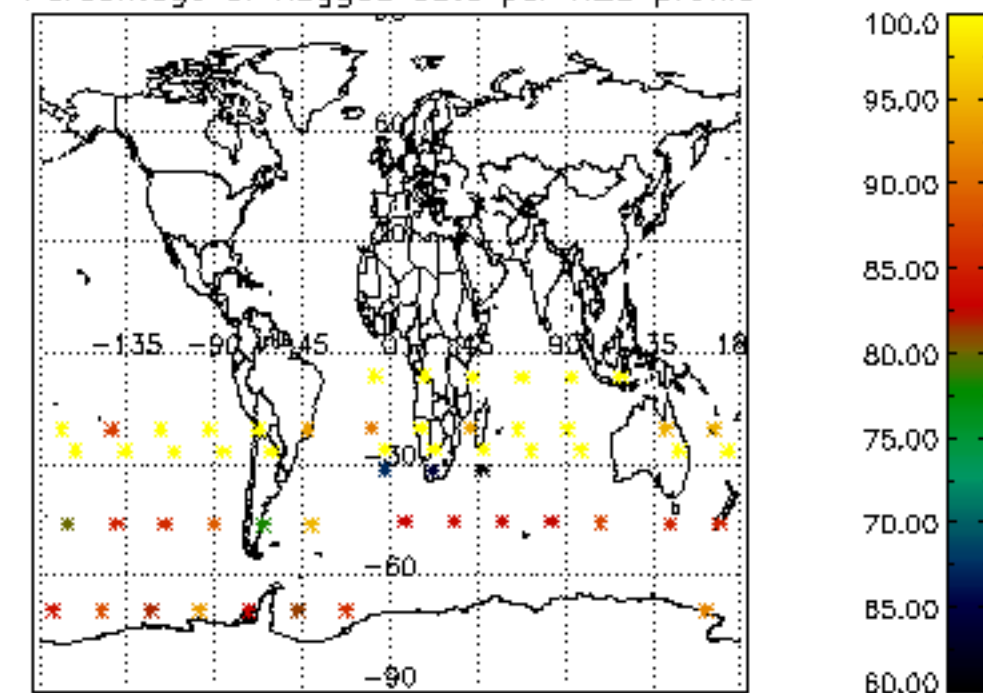
Type	Auxiliary Filename	Used since product	Used since product date
INST_PHYS_CHARACTERISTICS	GOM_INS_AXVIEC20091111_143220_20030716_120000_20500101_000000	1	07-MAY-2006 00:00:46
LEVEL-2_PROC_CONFIG	GOM_PR2_AXVIEC20091111_152718_20020301_000000_20500101_000000	1	07-MAY-2006 00:00:46
CROSS_SECTIONS_FILE	GOM_CRS_AXVIEC20091111_154832_20020301_000000_20500101_000000	1	07-MAY-2006 00:00:46



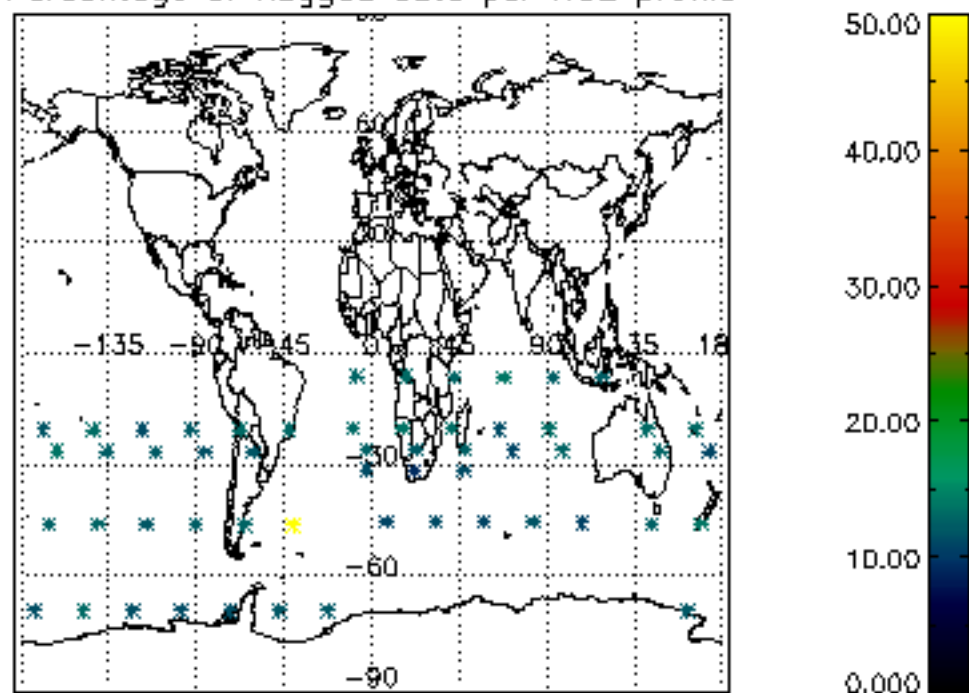
Percentage of flagged data per D3 profile



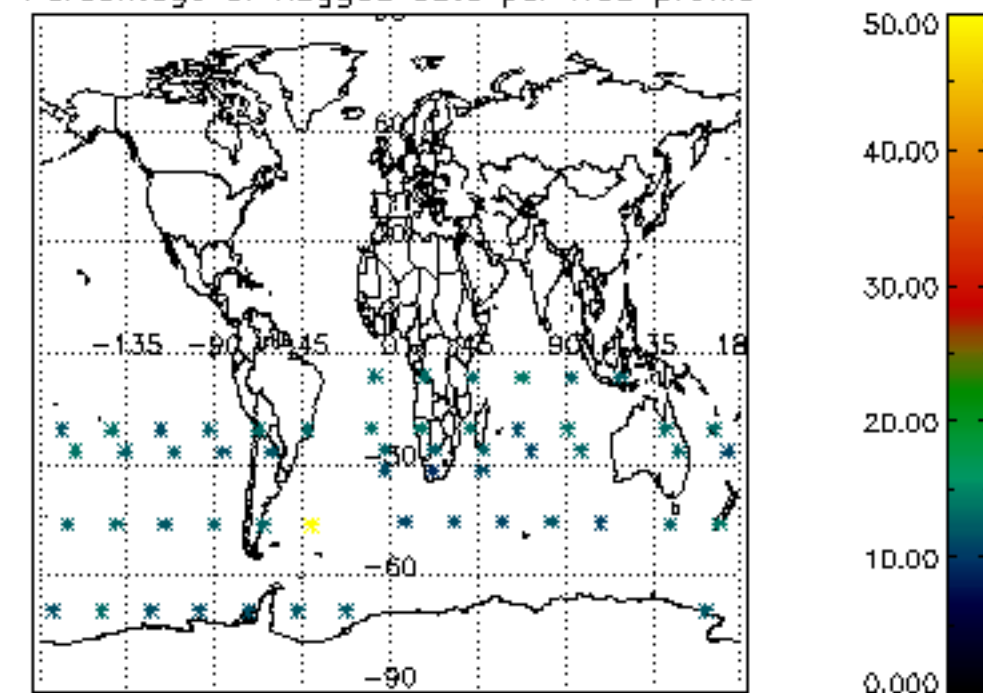
Percentage of flagged data per H2O profile



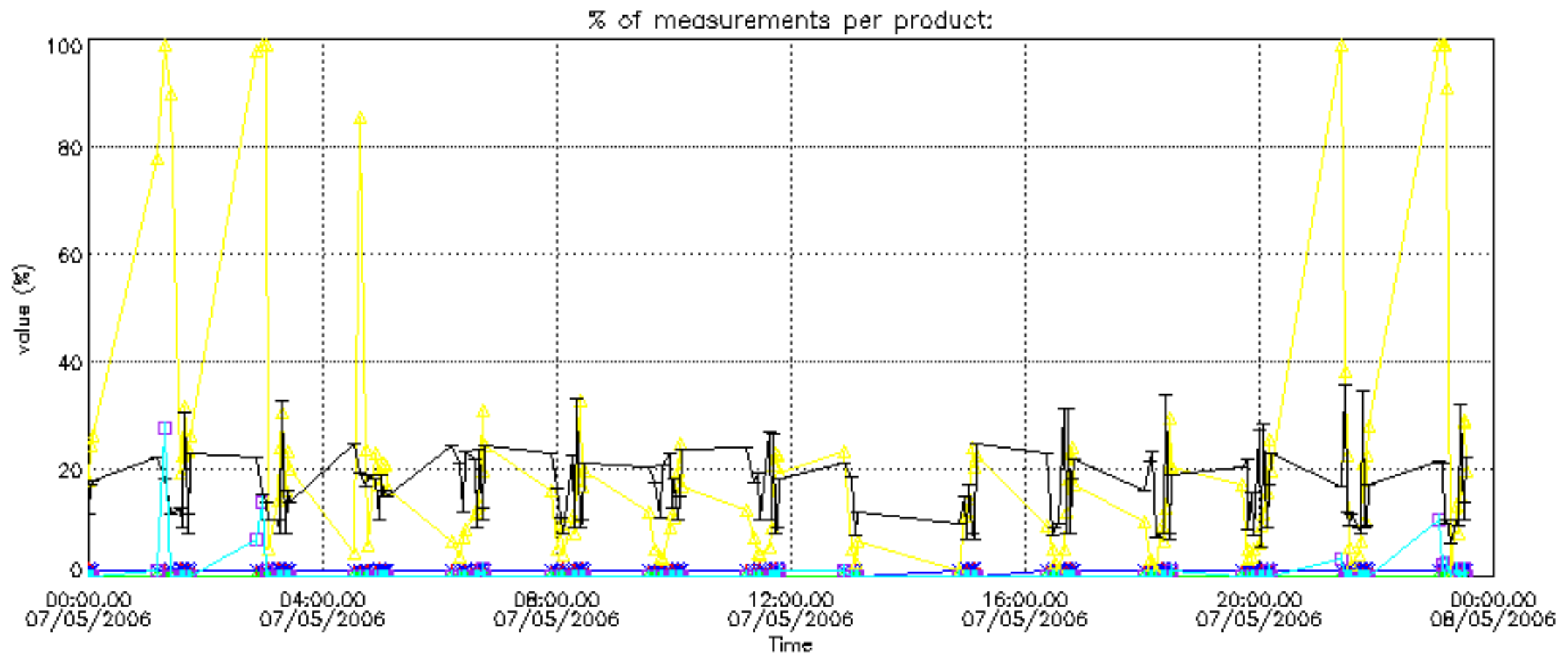
Percentage of flagged data per NO2 profile

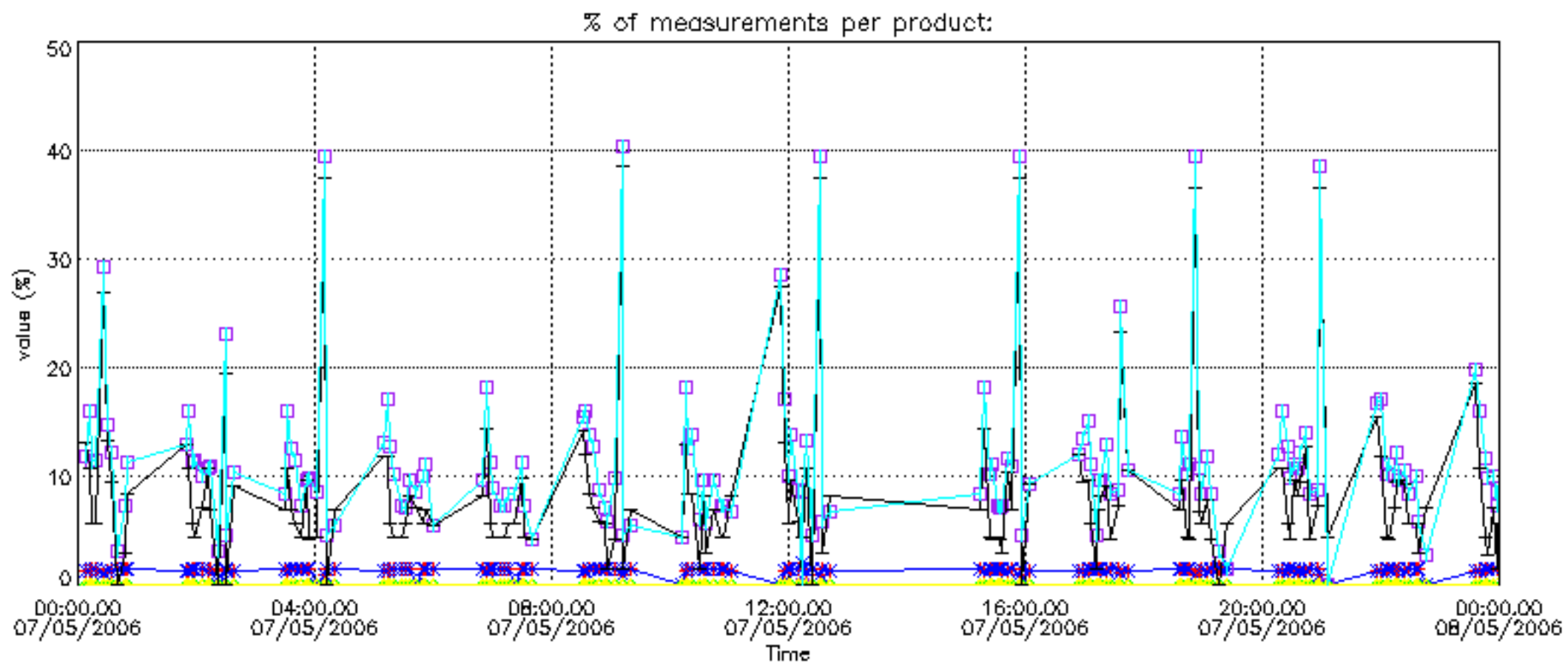


Percentage of flagged data per NO3 profile

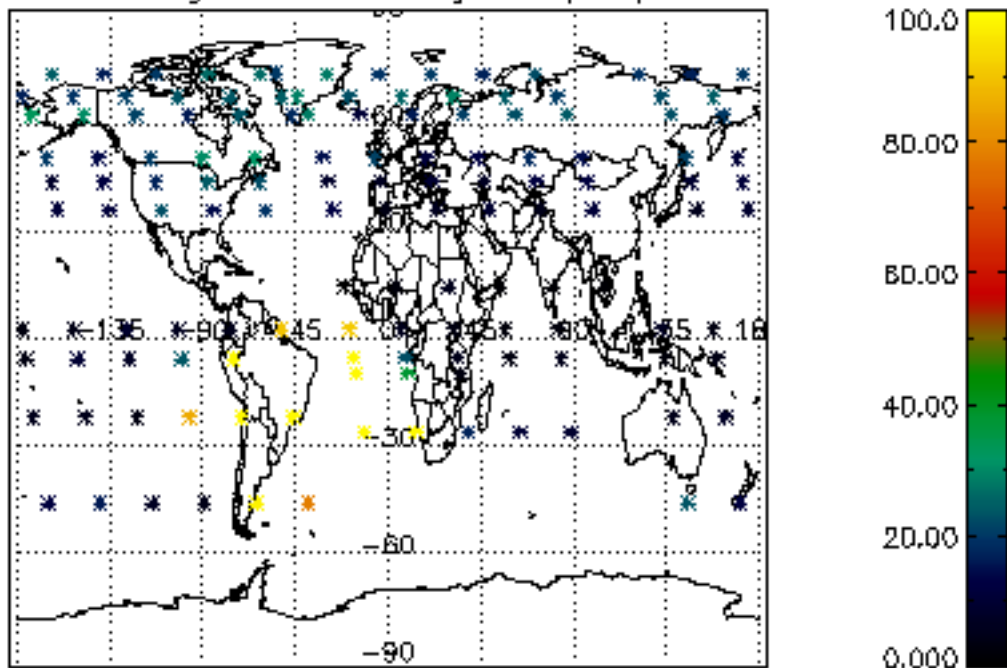




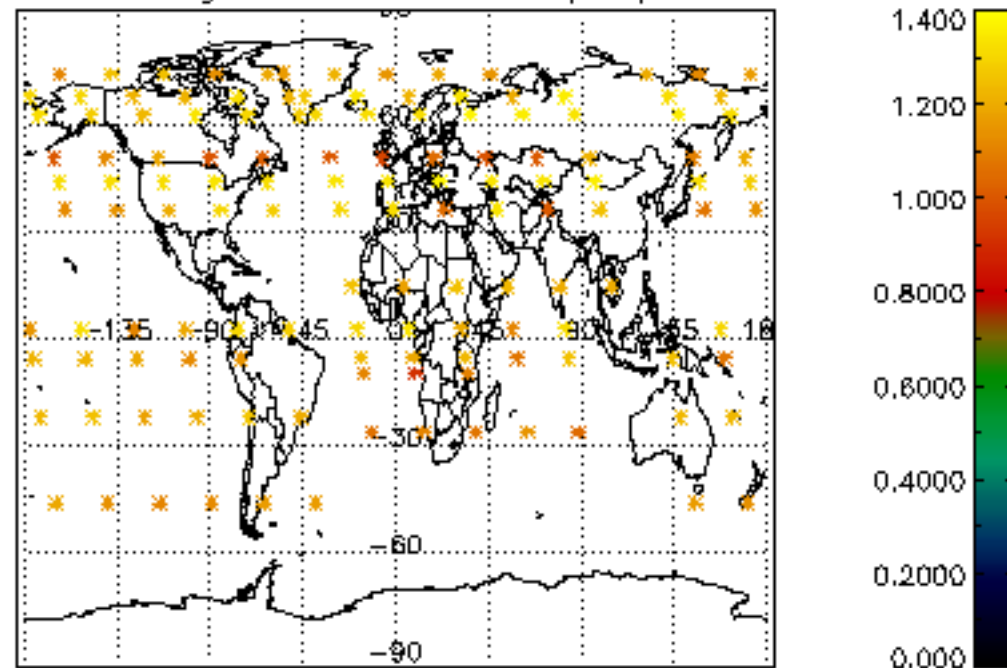




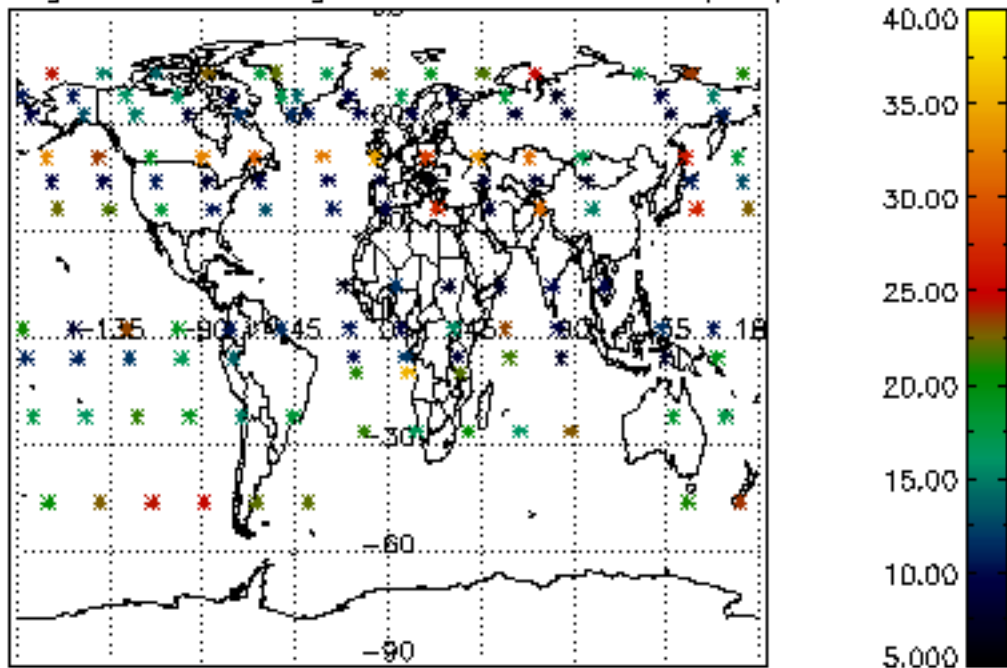
Percentage of cosmic ray hits per profile



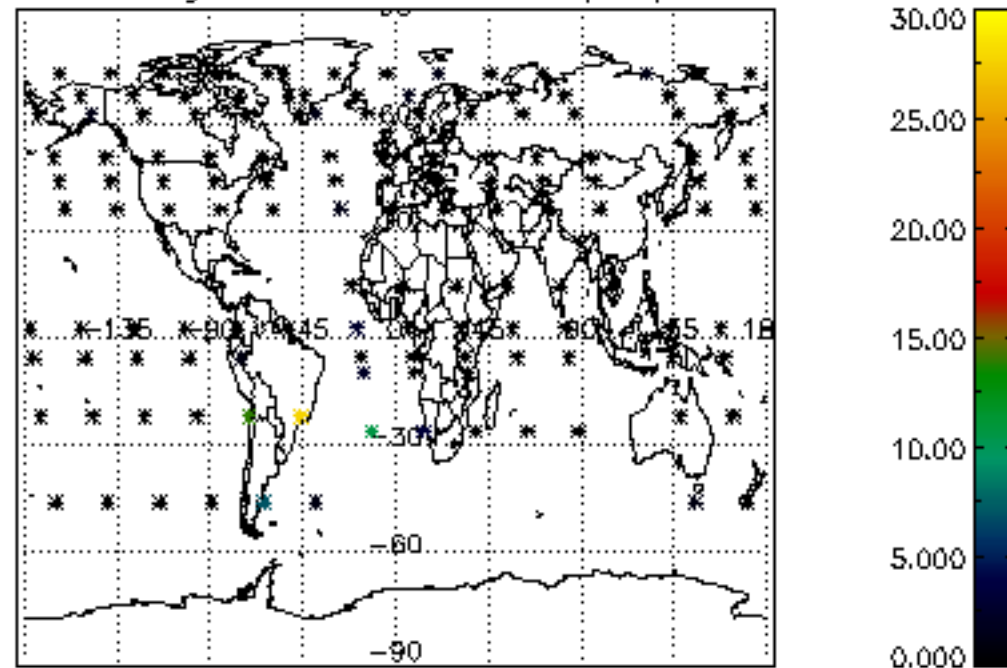
Percentage of datation errors per profile



Percentage of star falling outside central band per profile

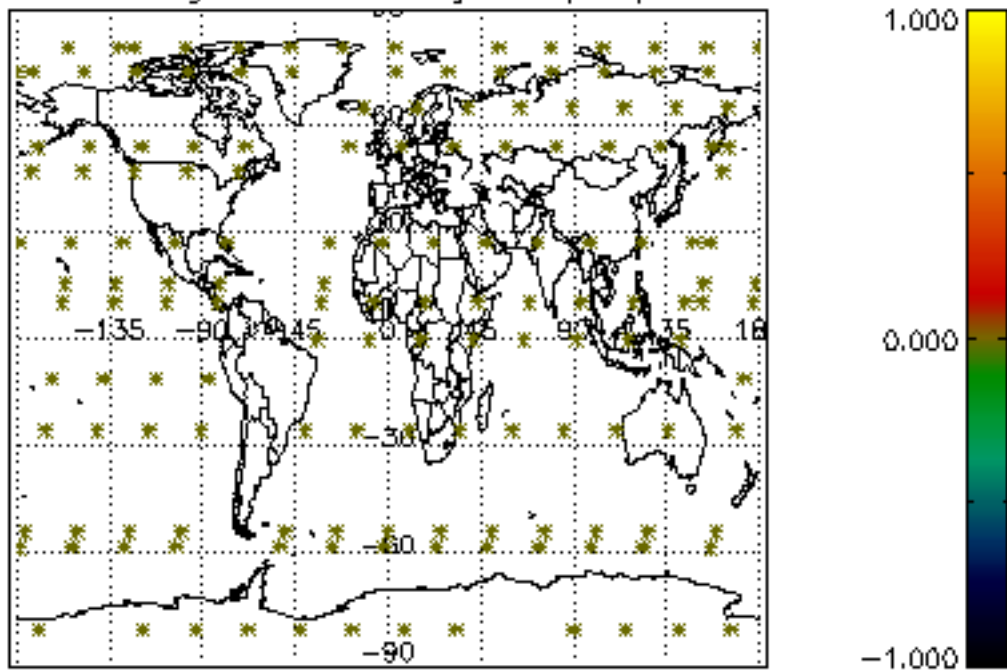


Percentage of saturation errors per profile

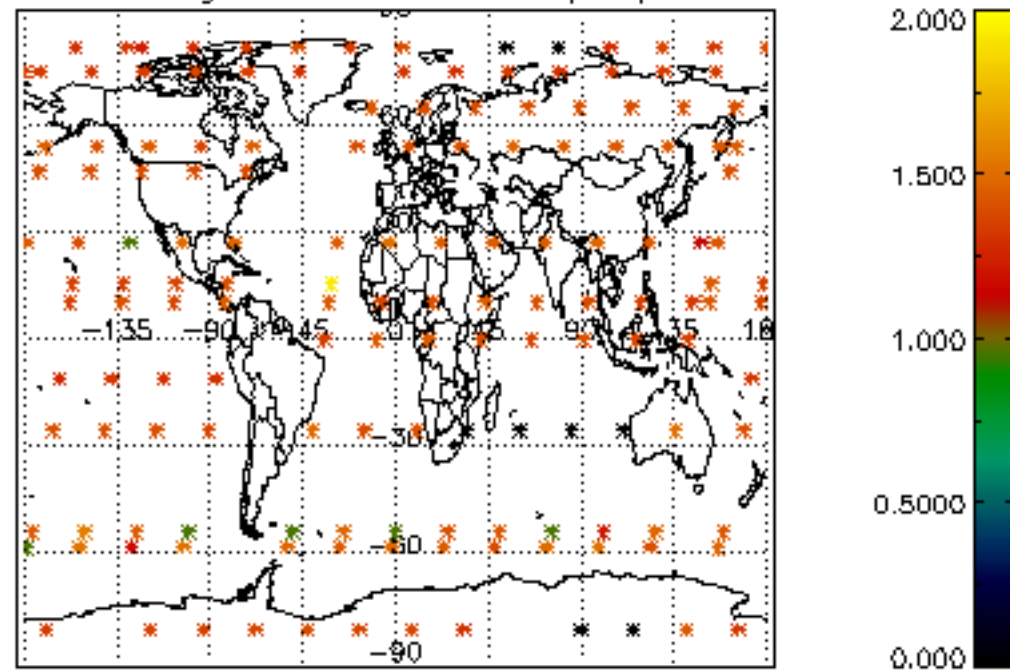




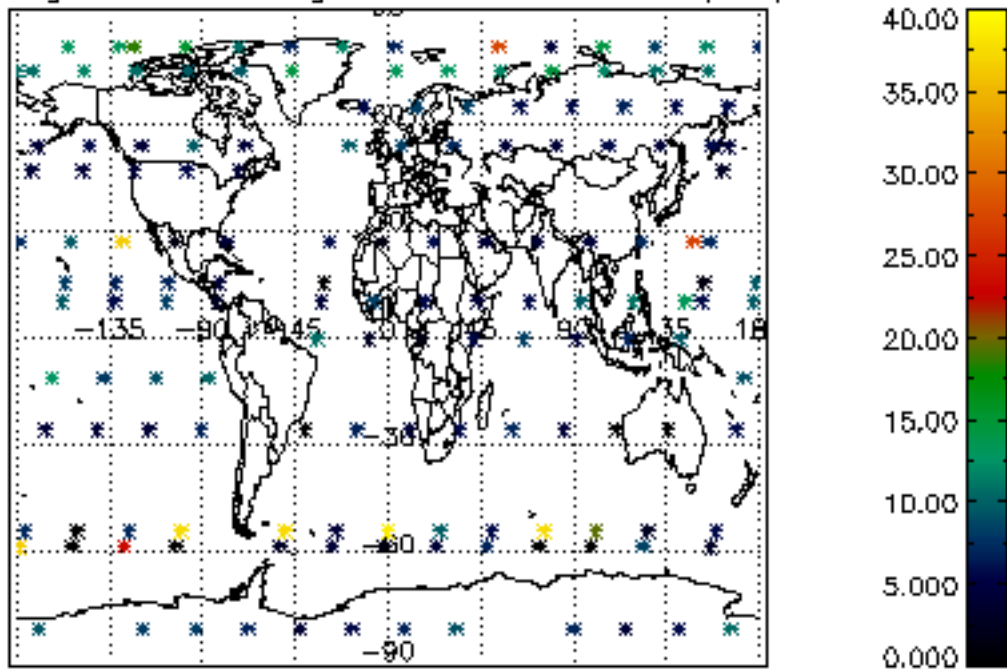
Percentage of cosmic ray hits per profile



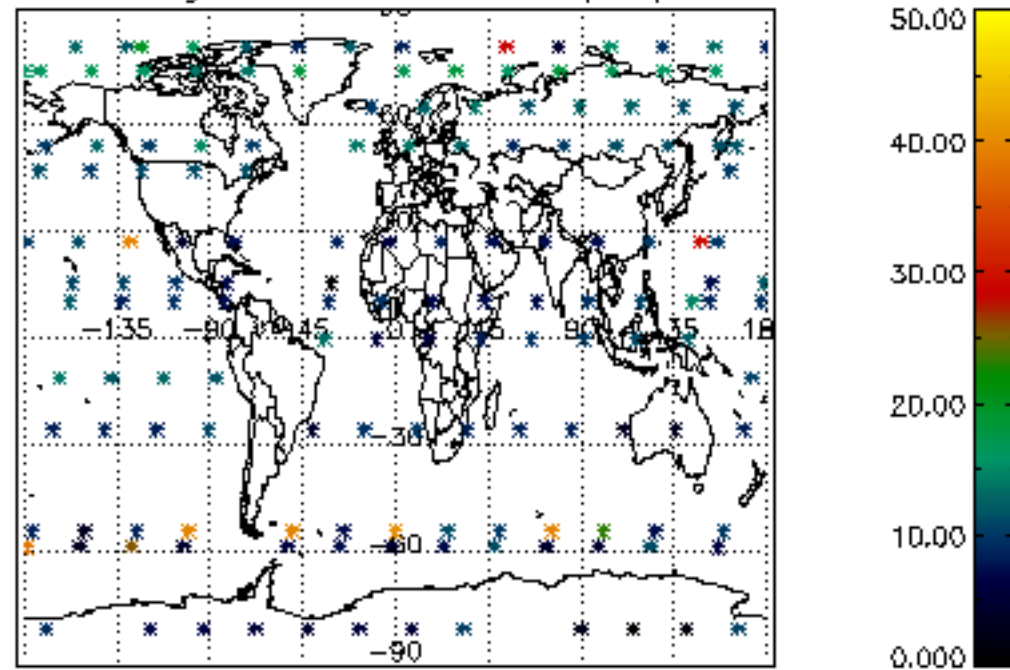
Percentage of datation errors per profile

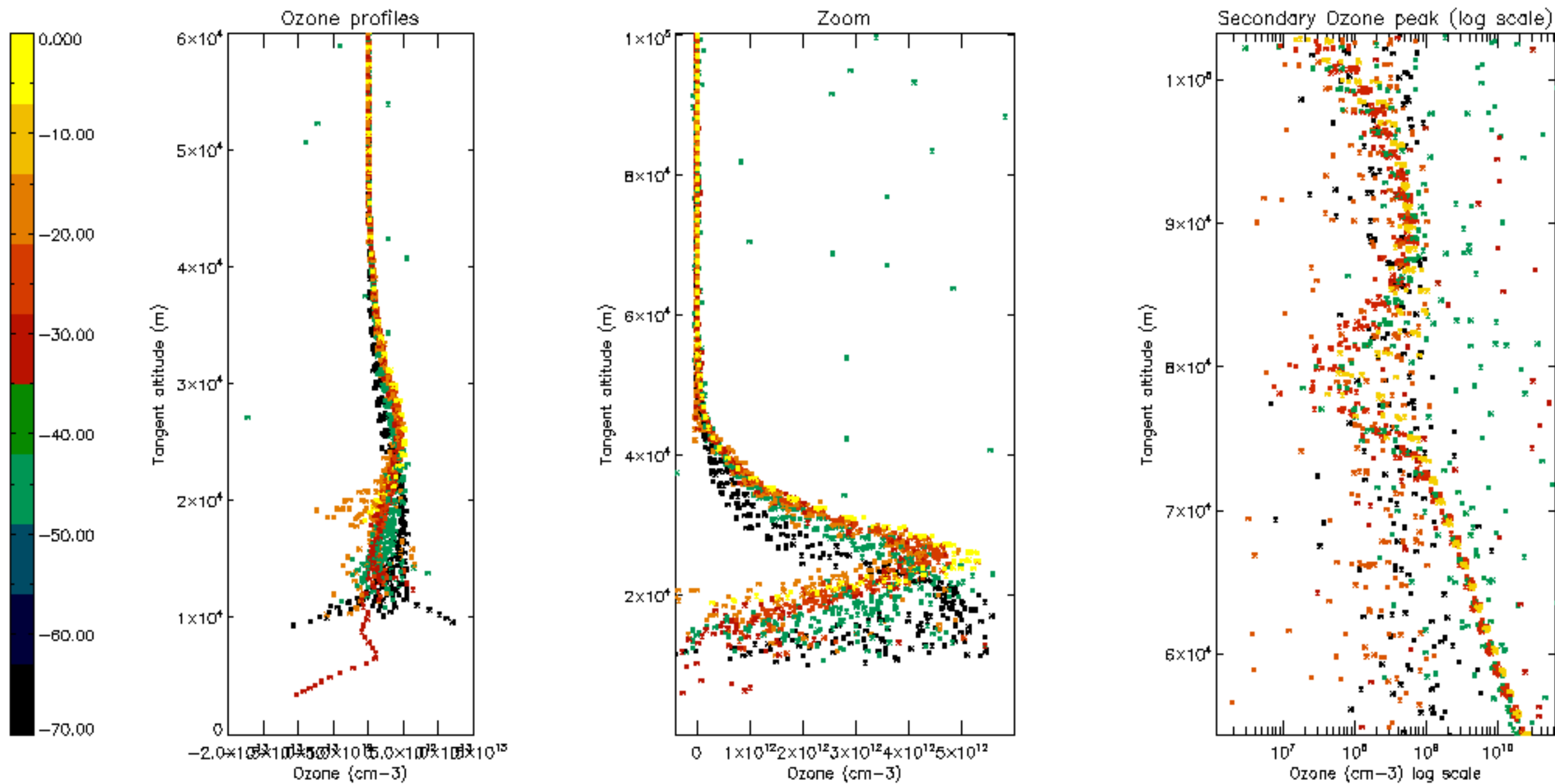


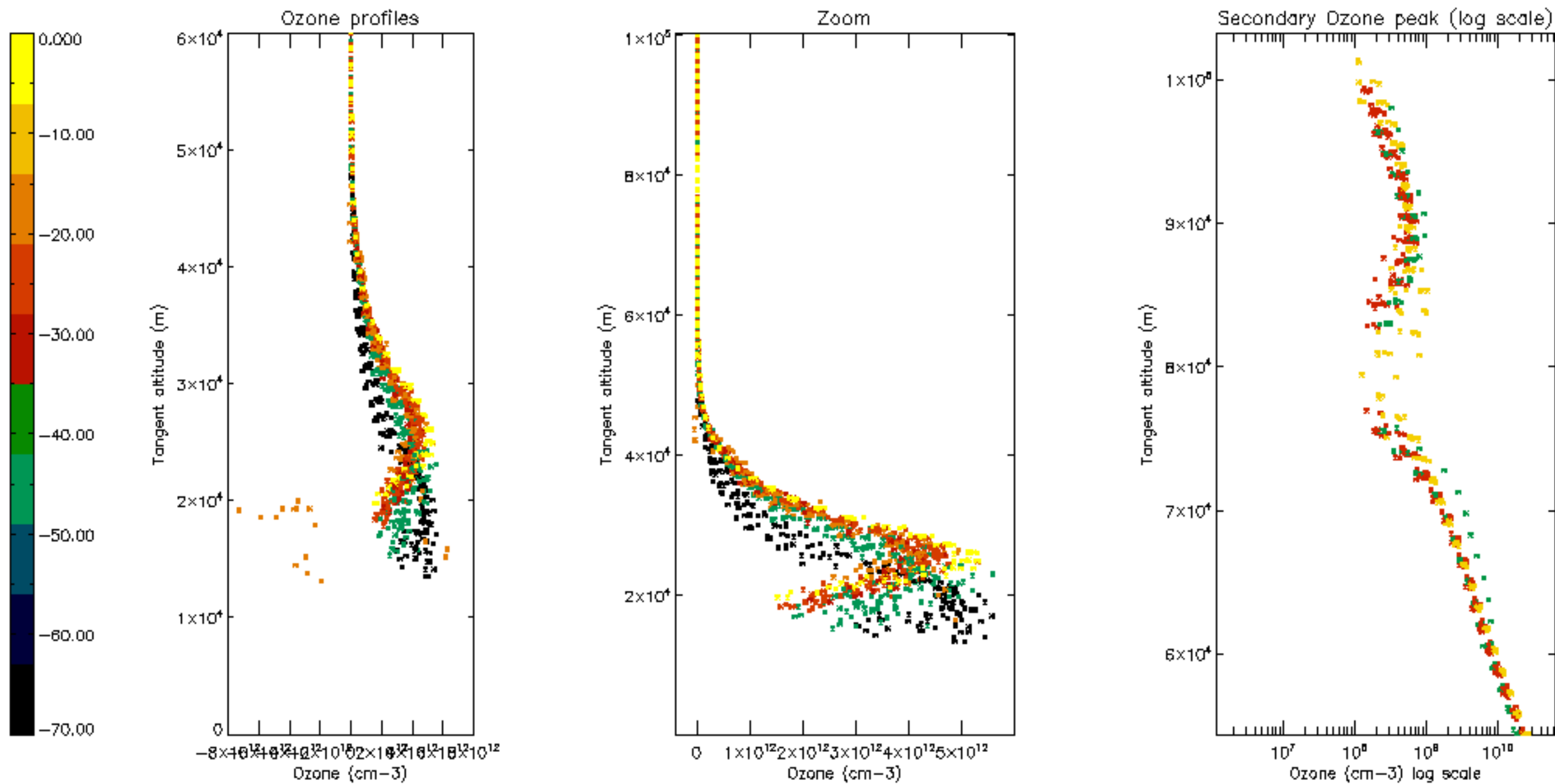
Percentage of star falling outside central band per profile



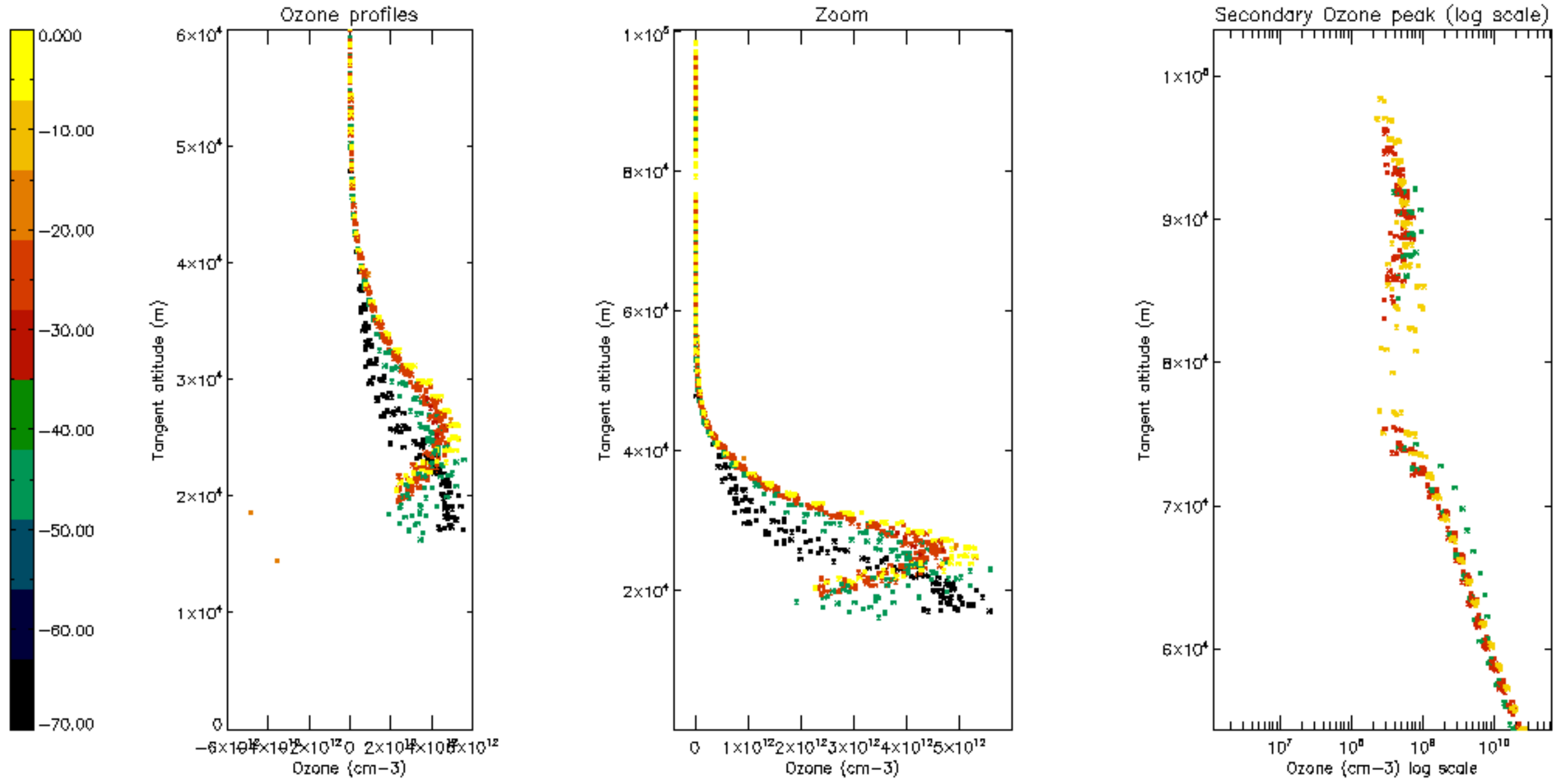
Percentage of saturation errors per profile

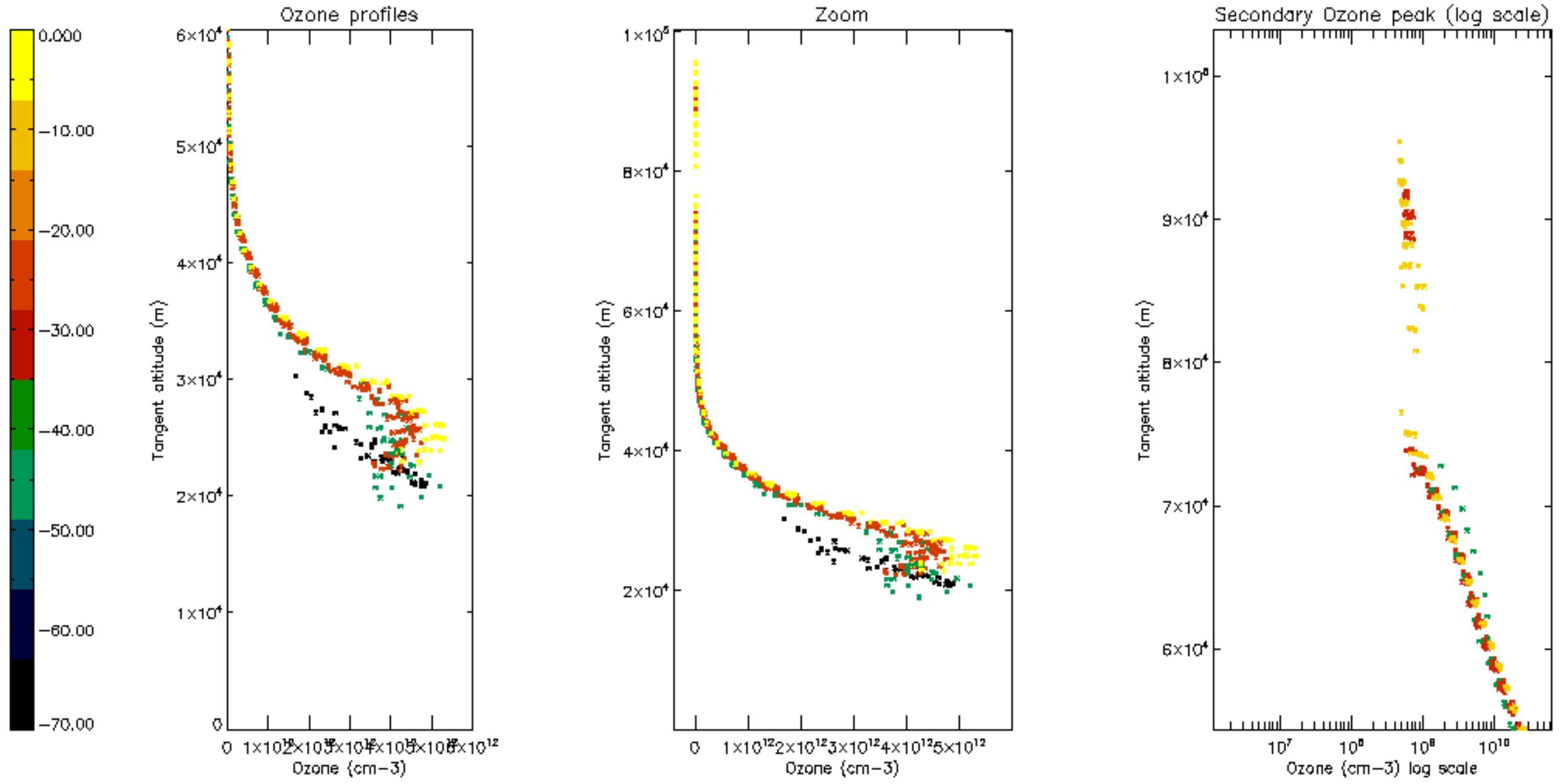


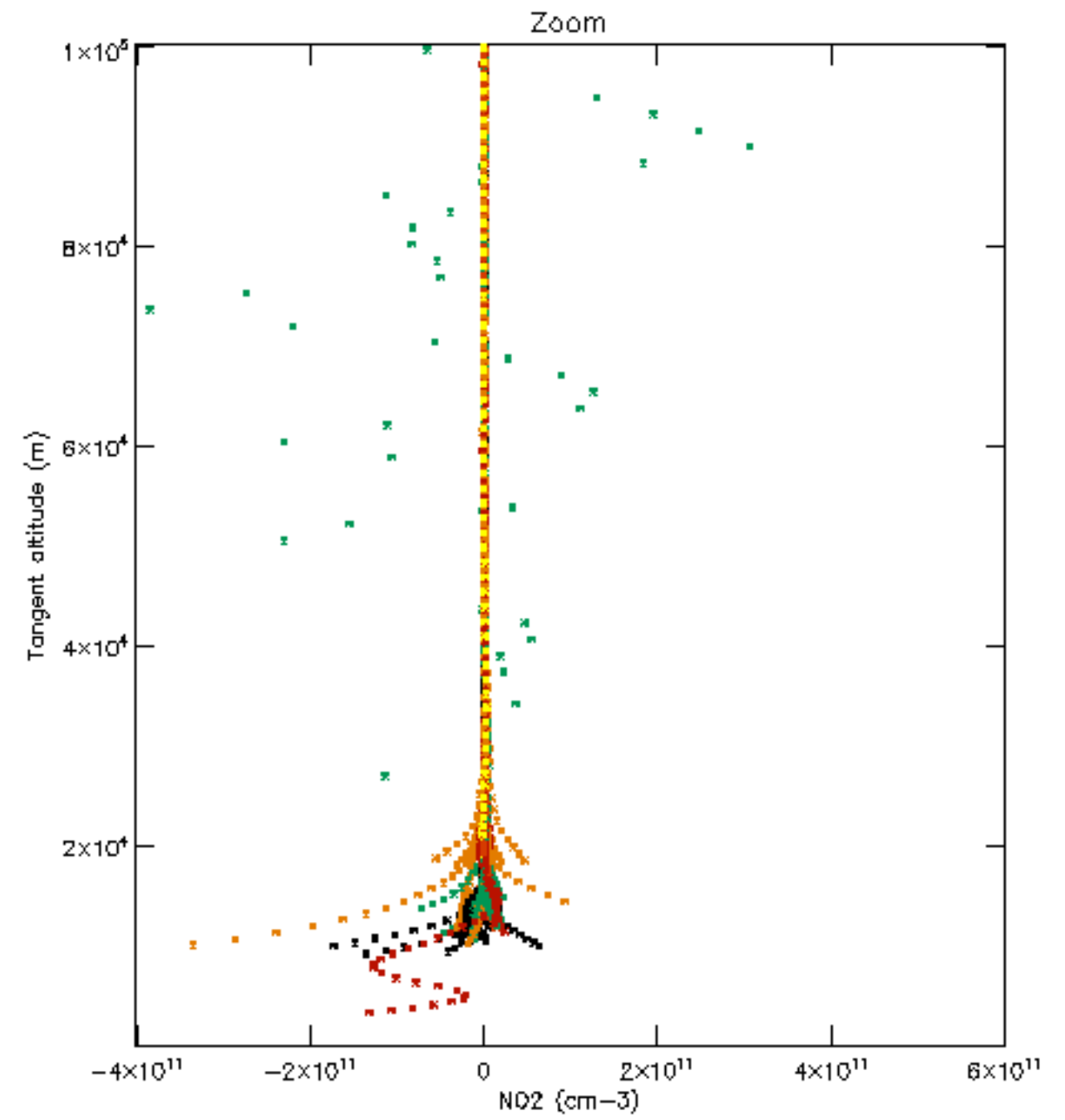
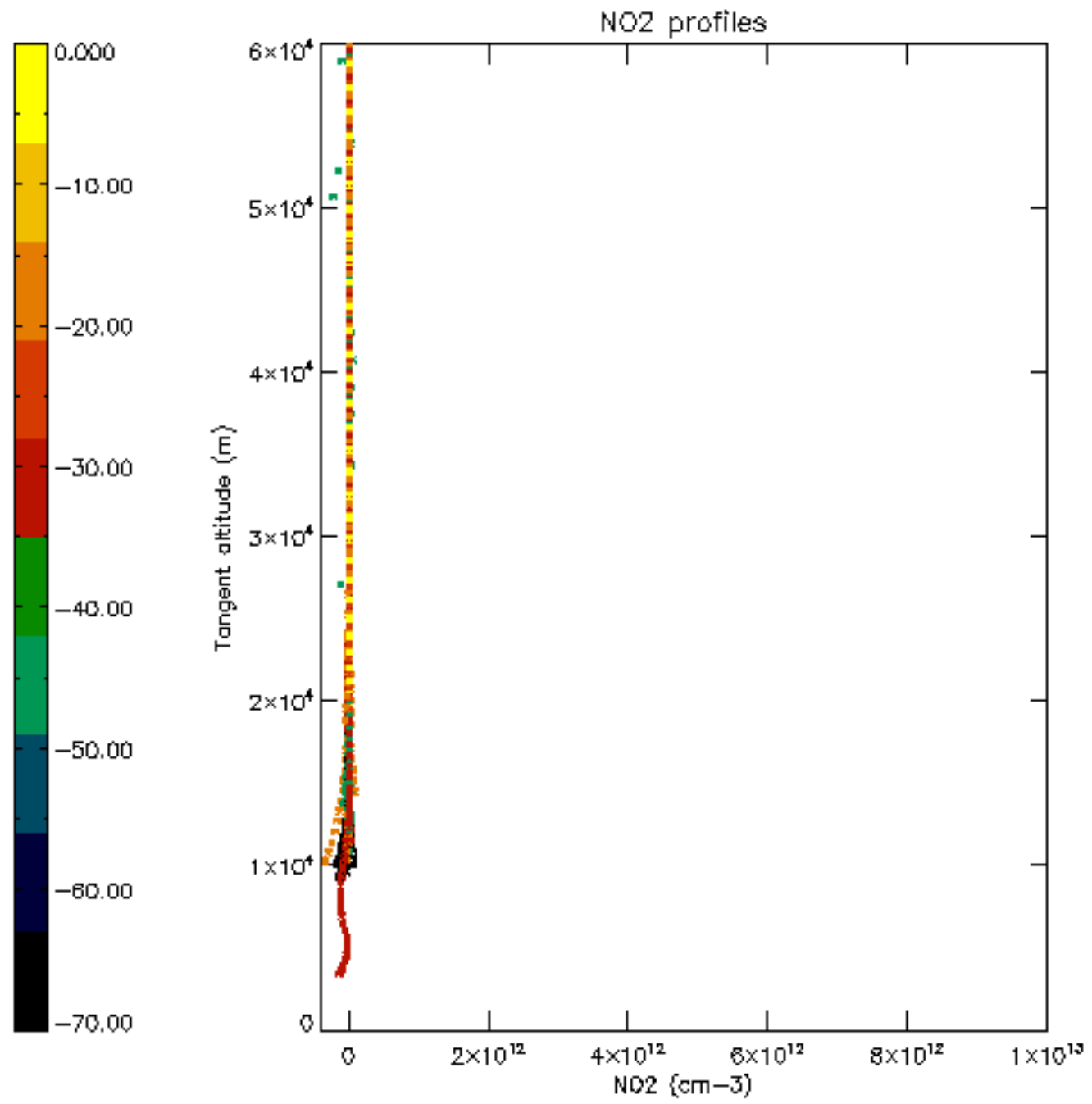


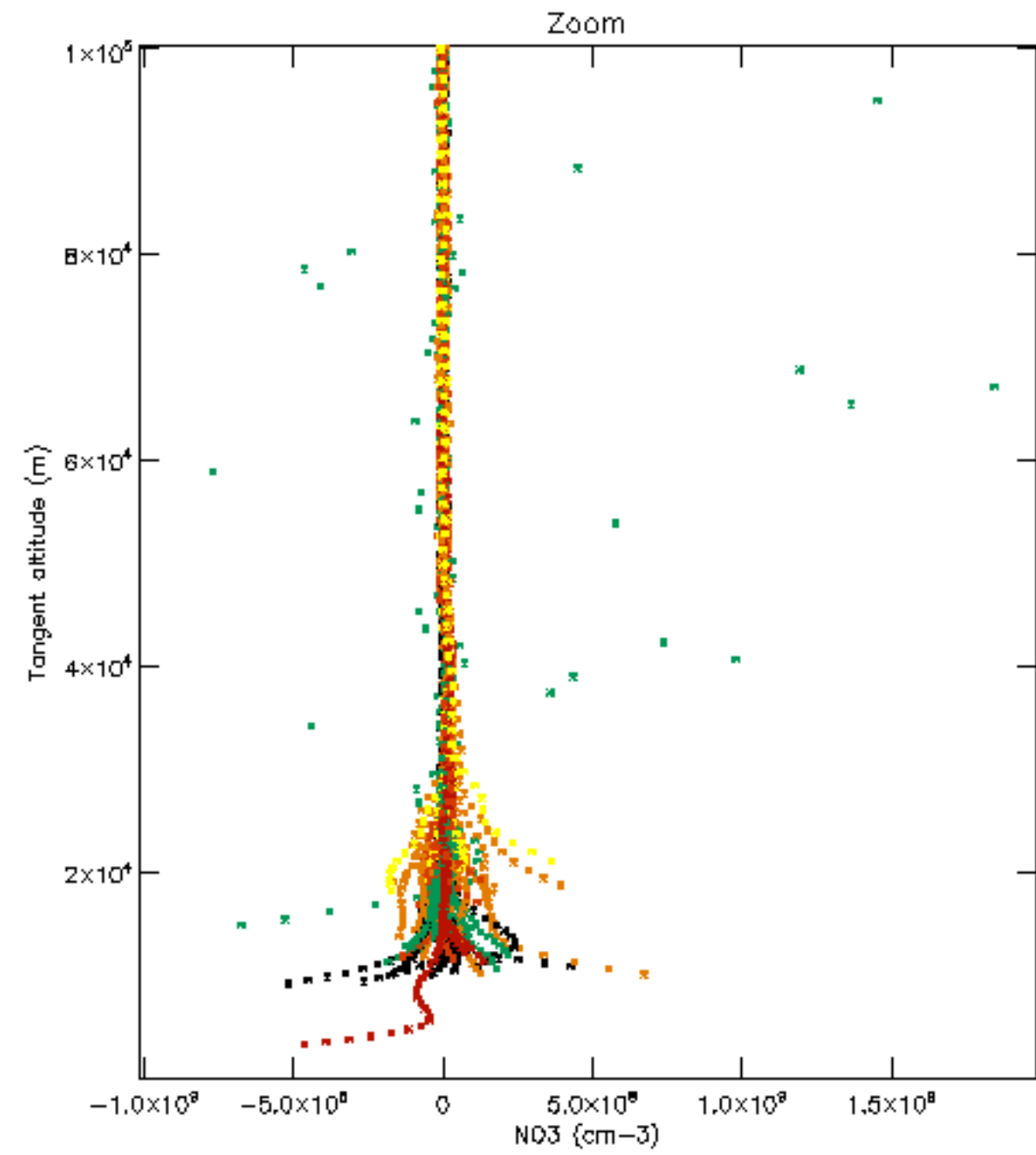
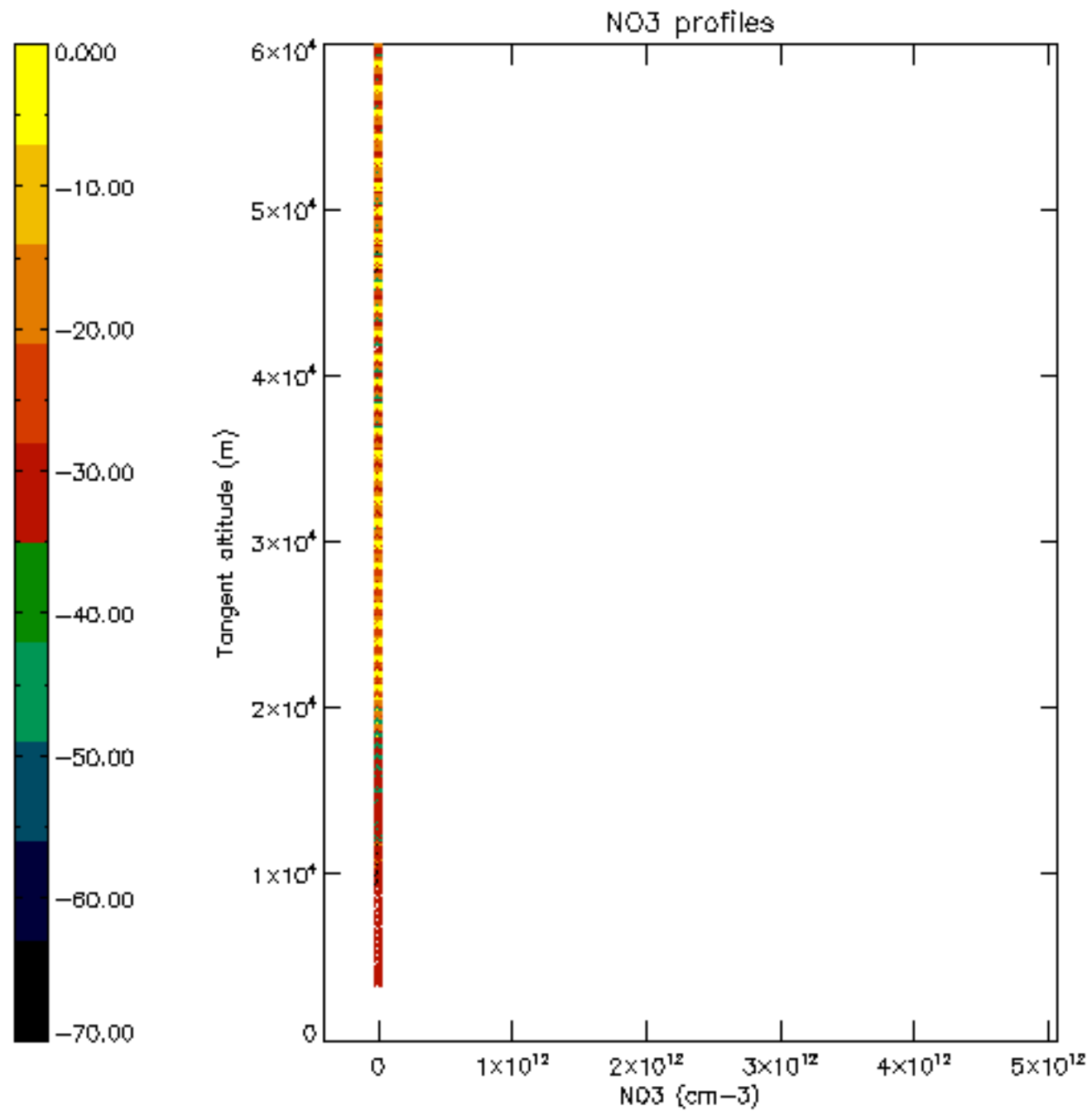




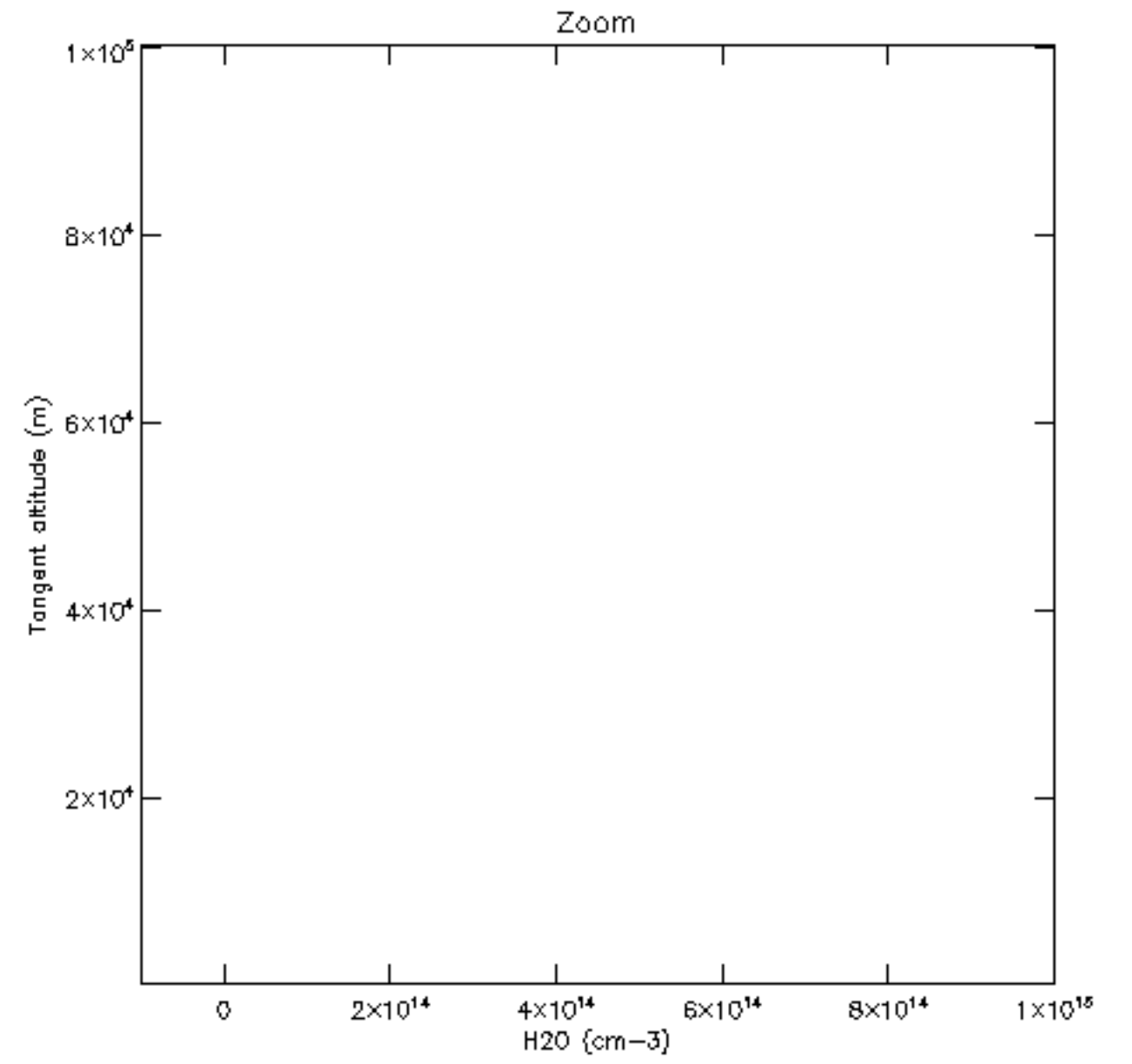
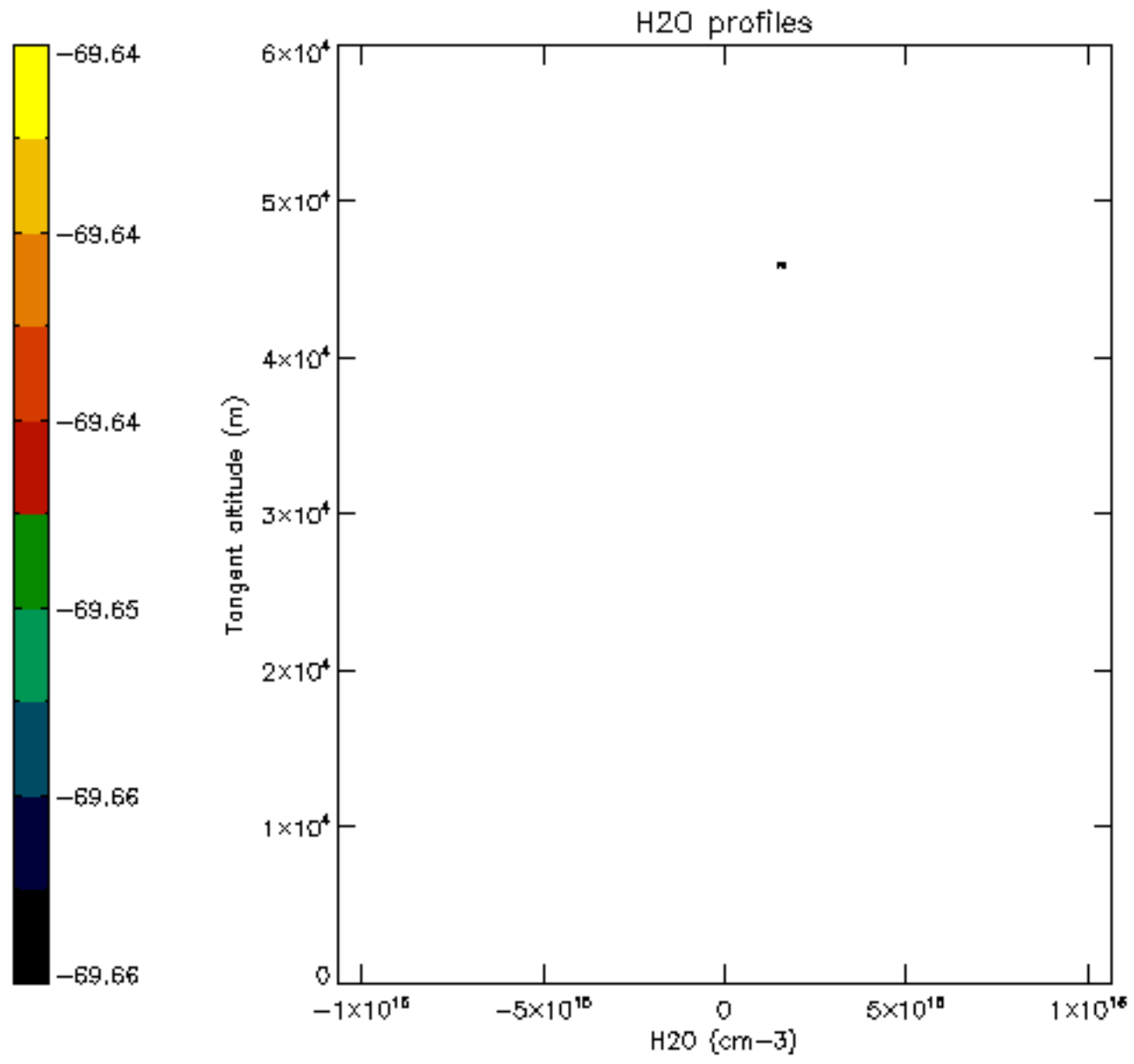


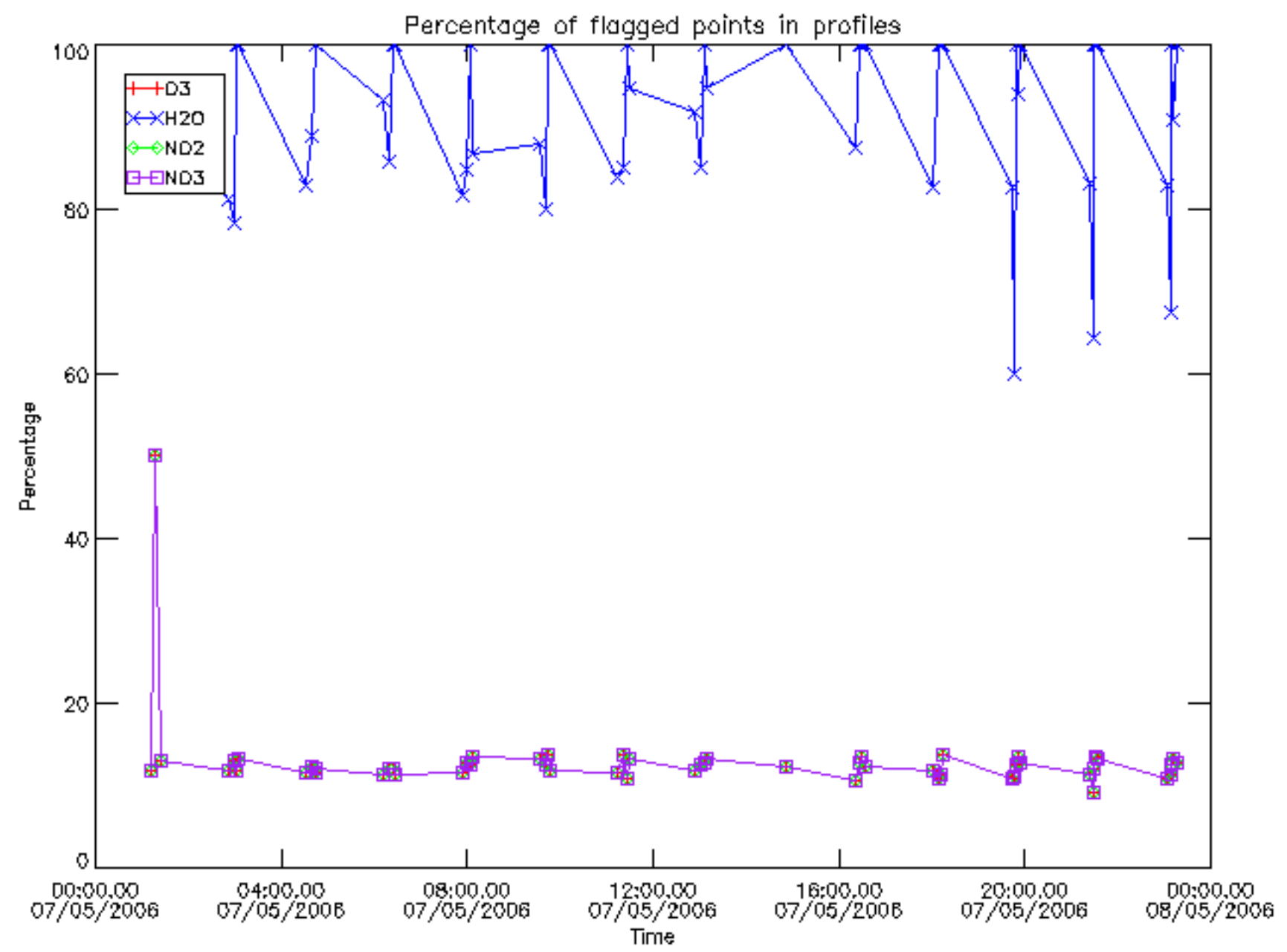




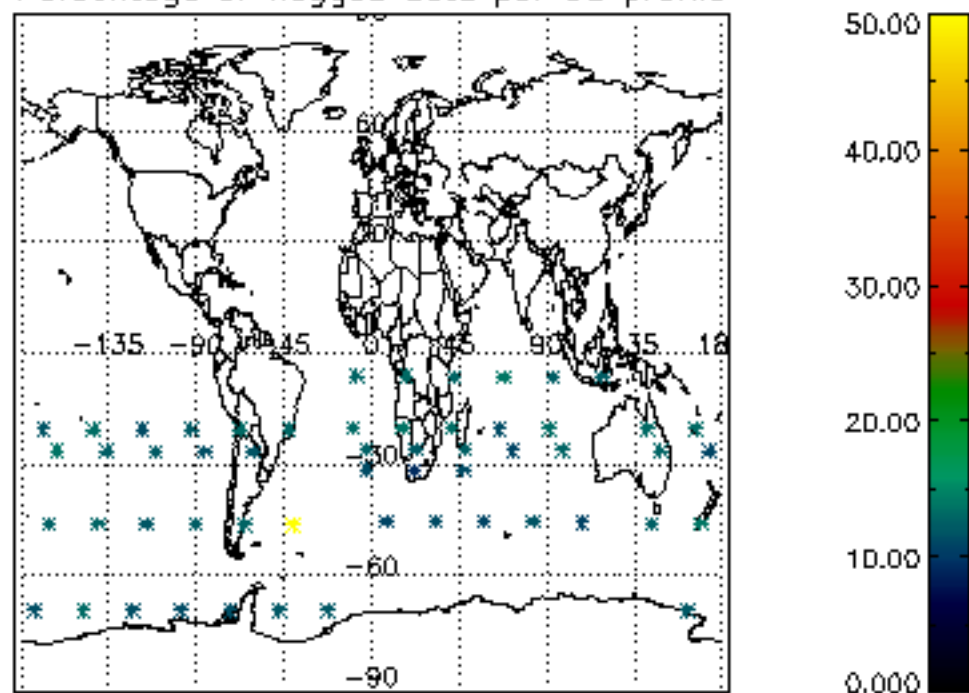




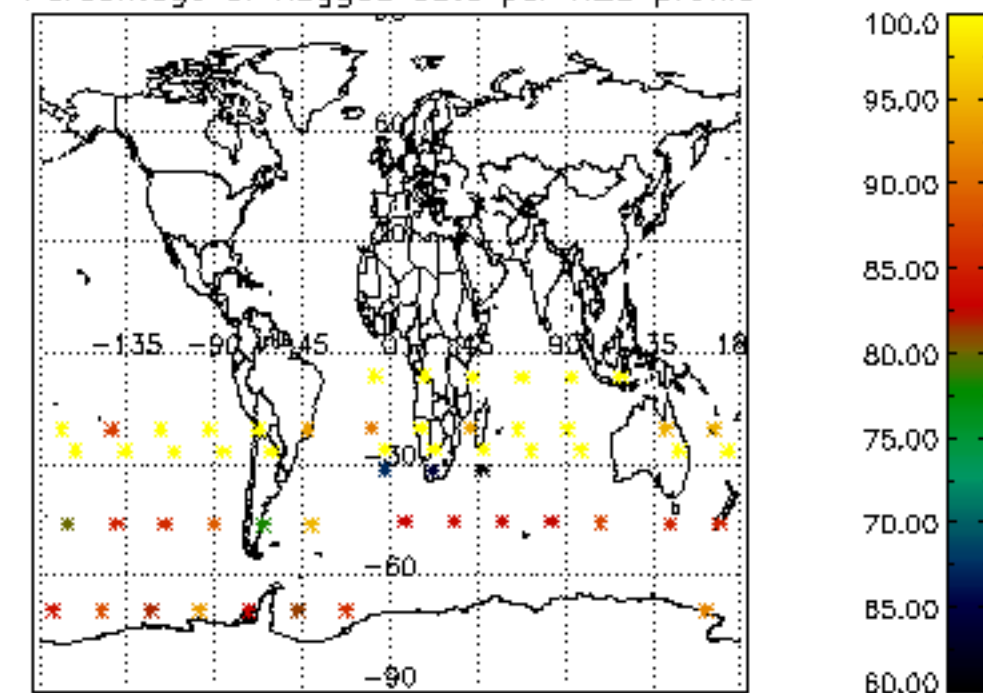




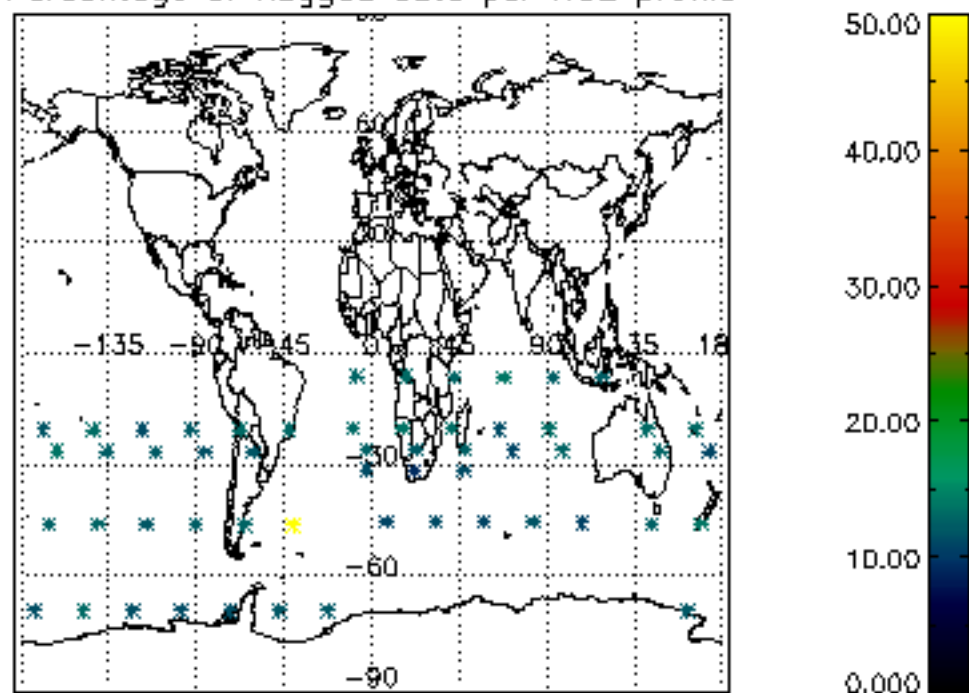
Percentage of flagged data per D3 profile



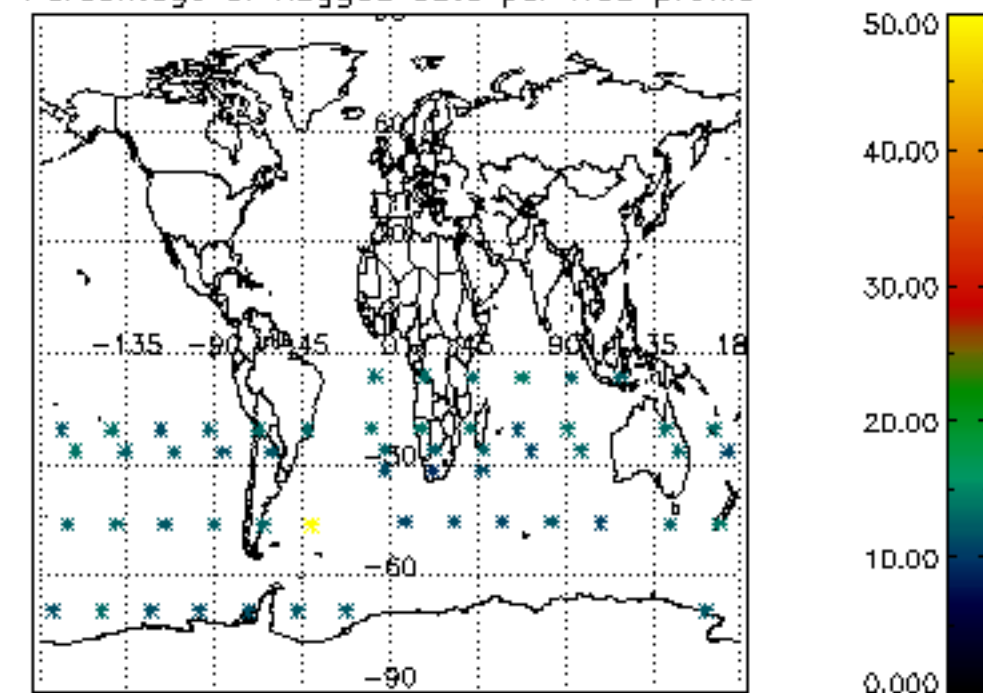
Percentage of flagged data per H2O profile

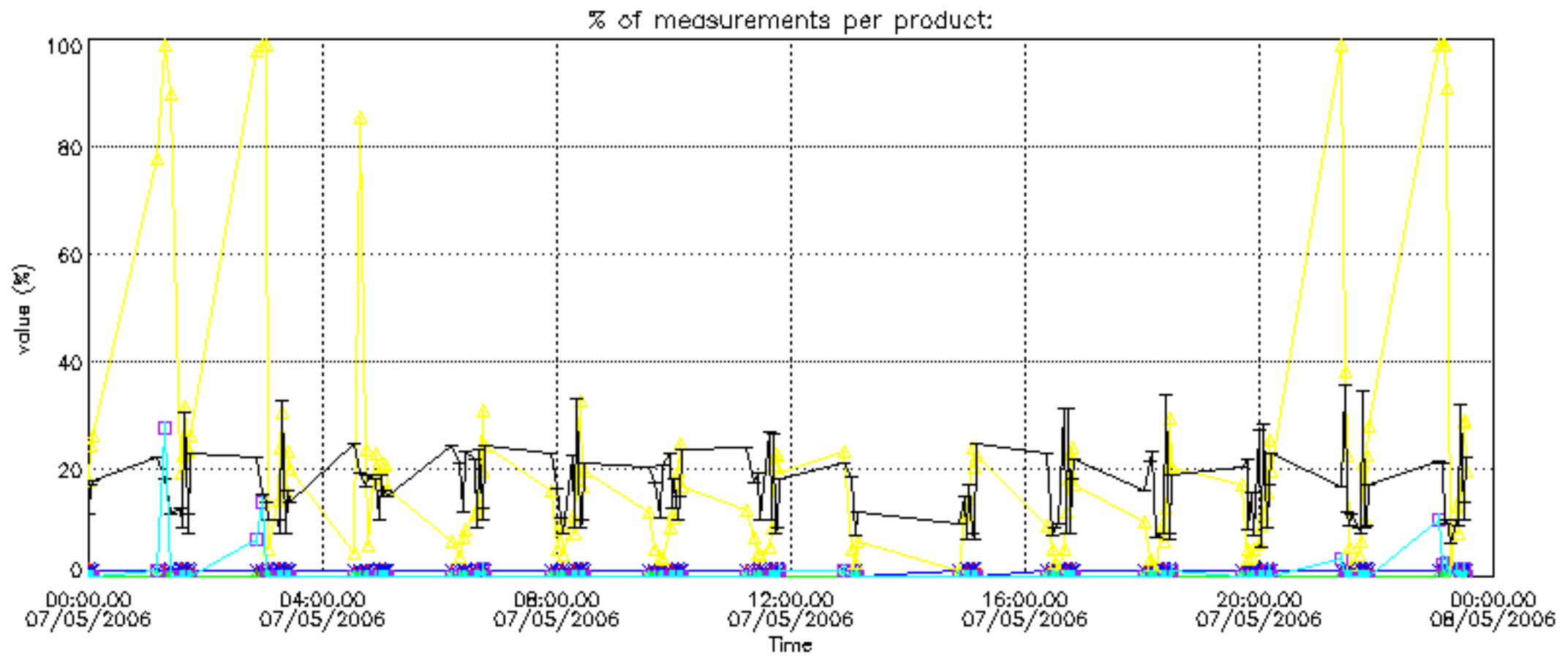


Percentage of flagged data per NO2 profile

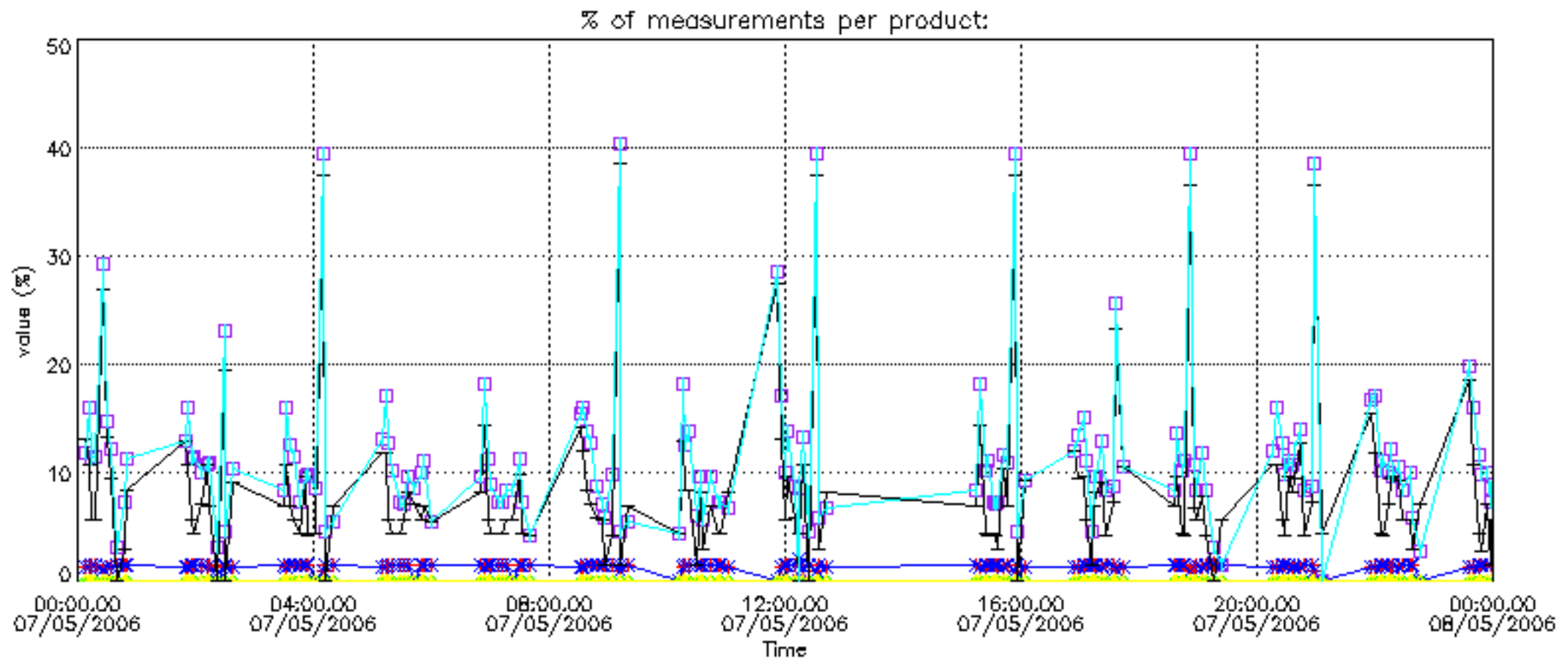


Percentage of flagged data per NO3 profile

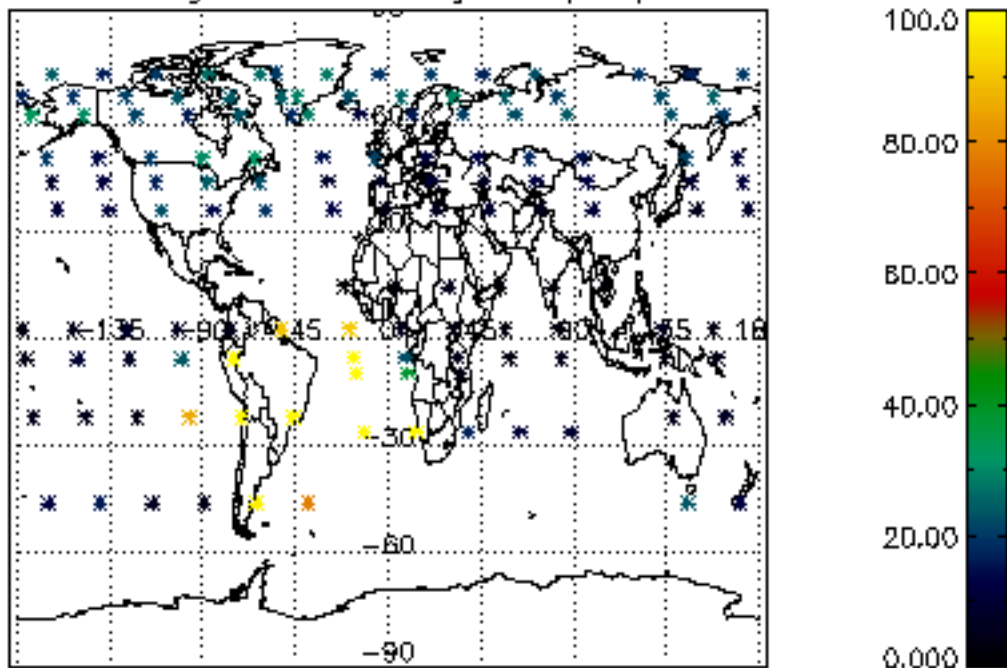




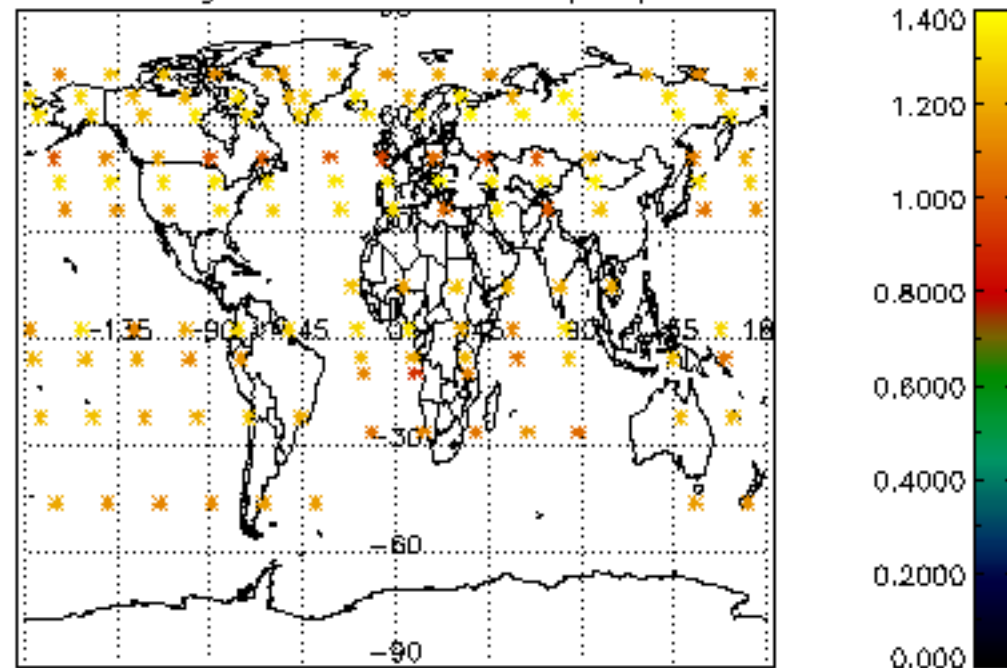




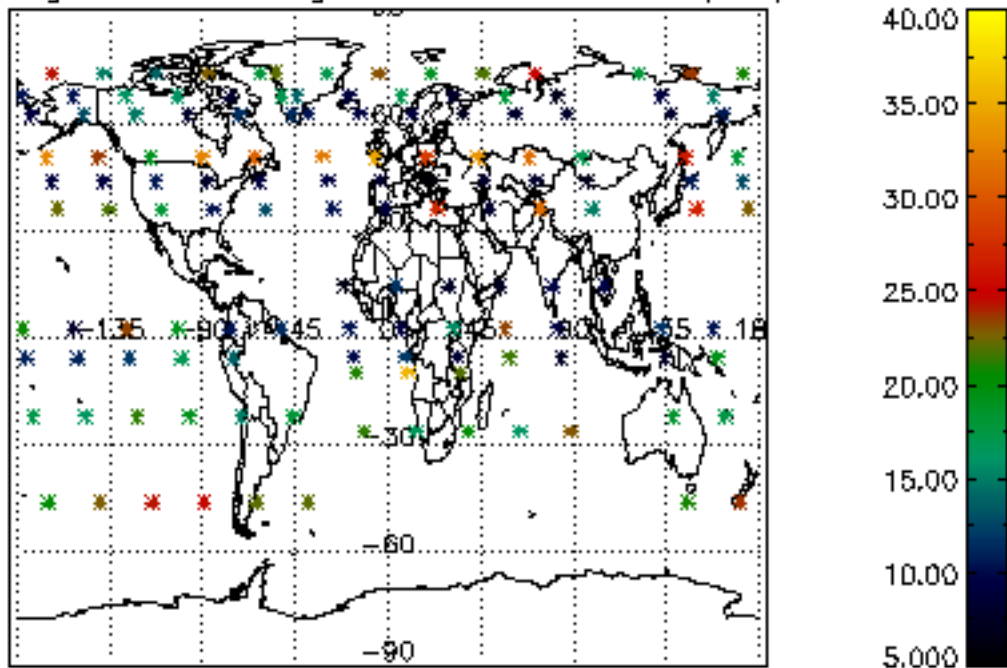
Percentage of cosmic ray hits per profile



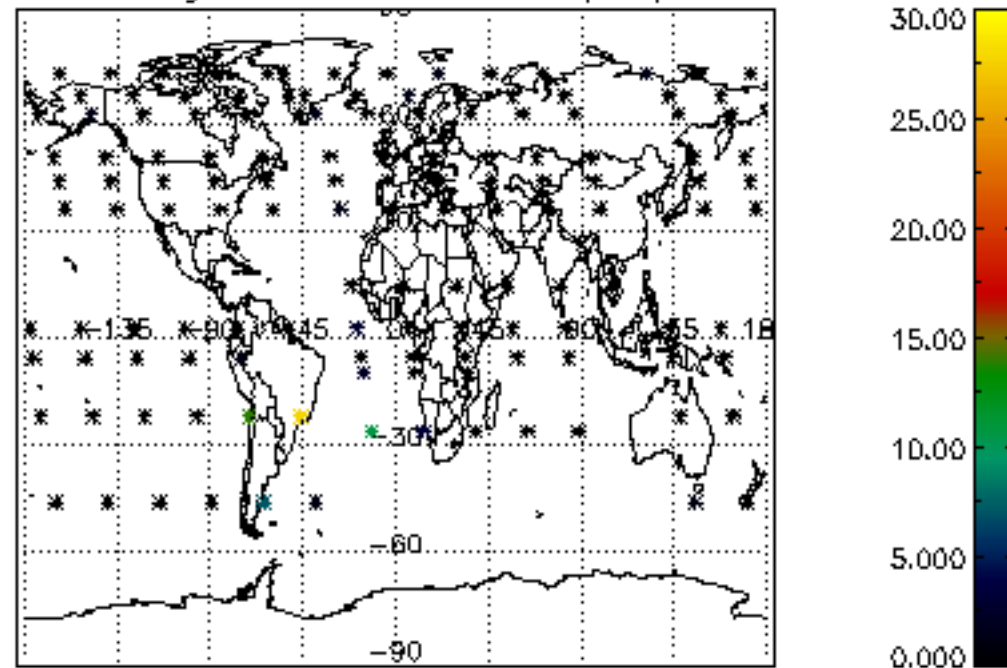
Percentage of datation errors per profile



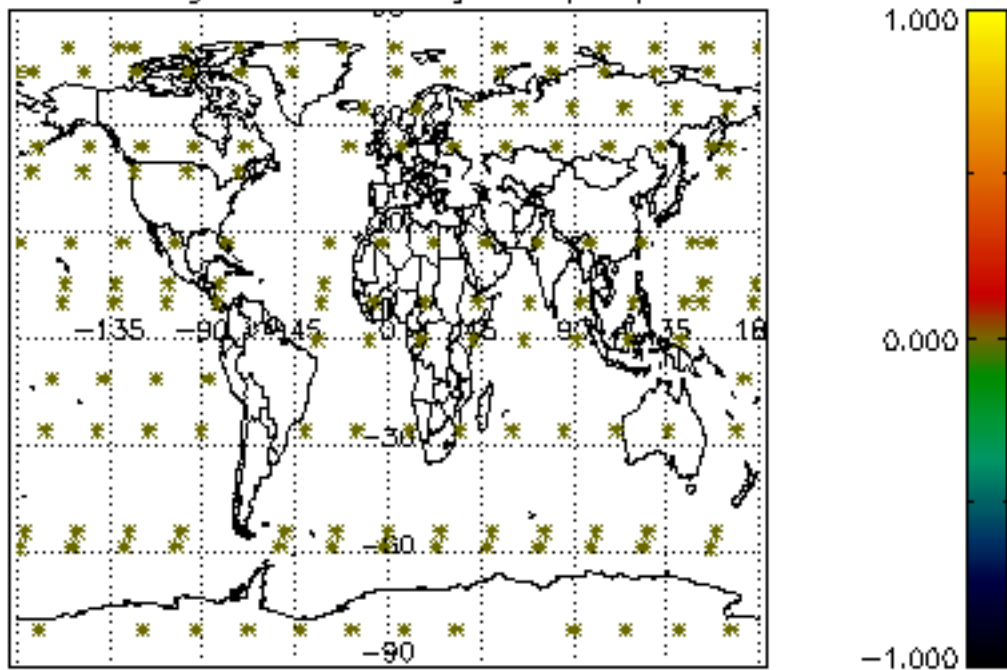
Percentage of star falling outside central band per profile



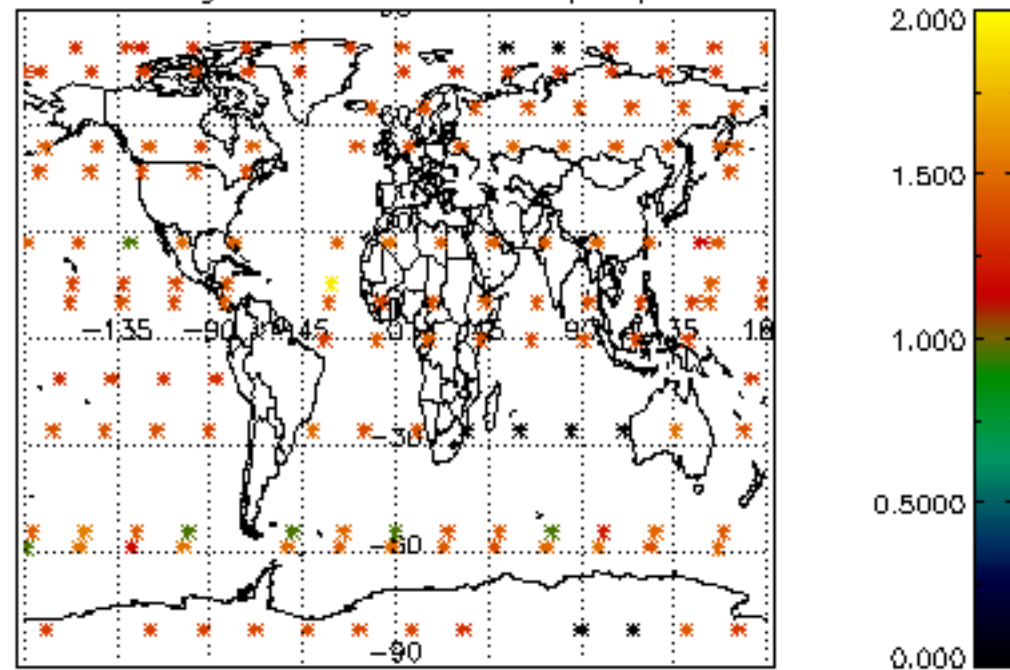
Percentage of saturation errors per profile



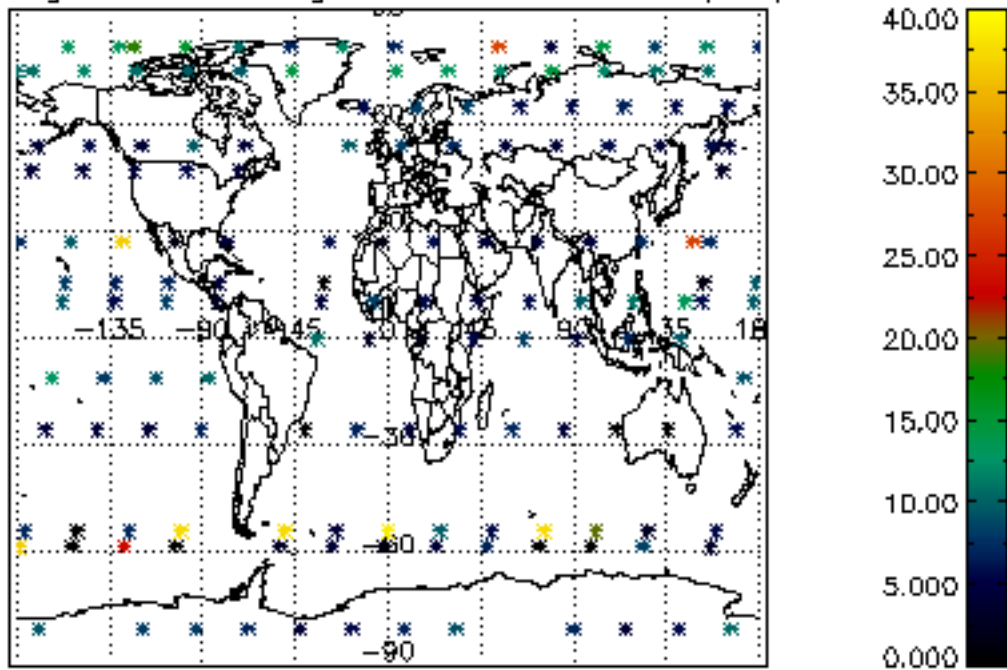
Percentage of cosmic ray hits per profile



Percentage of datation errors per profile



Percentage of star falling outside central band per profile



Percentage of saturation errors per profile

