

GOMOS Level 2 Daily Report

SUMMARY

[1. General Info](#)

[2. Summary of processed GOM_NL_2P products](#)

[3. Level 2 Quality information per product](#)

[3.1 Plot of level 2 quality information per product \(time dependant\)](#)

[3.2 Plot of level 2 quality information per product \(world map\)](#)

[4. Level 1 Quality information per product \(stored on level 2 products\)](#)

[4.1 Plot of level 1 quality information per product \(time dependant\)](#)

[4.1.1 Plot of level 1 quality information per product \(time dependant\): ASCENDING](#)

[4.1.2 Plot of level 1 quality information per product \(time dependant\): DESCENDING](#)

[4.2 Plot of level 1 quality information per product \(world map\)](#)

[4.2.1 Plot of level 1 quality information per product \(world map\): ASCENDING](#)

[4.2.2 Plot of level 1 quality information per product \(world map\): DESCENDING](#)

[5. Ozone profiles based on quality statistics and other trace gas profiles](#)

[5.1 Ozone statistics based on quality of products](#)

[5.2 Plot ozone profiles for all STD \(dark without errors\)](#)

[5.3 Plot ozone profiles where STD < 20% \(dark without errors\)](#)

[5.4. Plot ozone profiles where STD < 10% \(dark without errors\)](#)

[5.5. Plot ozone profiles where STD < 5% \(dark without errors\)](#)

[5.6 Plot NO2 profiles for all STD \(dark without errors\)](#)

[5.7 Plot NO3 profiles for all STD \(dark without errors\)](#)

[5.8 Plot H2O profiles \(only for occultations of stars 1,2,3,4,13,14,16,26,63 dark without errors\) for all STD](#)

[6. Auxiliary Data Files used for the production reported in section 2](#)

This report presents the daily analysis on parameters extracted from GOMOS level 2 data (GOM_NL__2P). It is intended to monitor some important parameters that will impact the quality of these products. A list of level 2 products (and content) that have arrived during the reporting day to the PCF is also given.

Item	Value
Time of report generation	23APR2013 20:09:10
Data source version	GOMOS/6.01
Start time of products	05-05-2006 (05MAY2006 00:00:00)
Stop time of products	06-05-2006 (06MAY2006 00:00:00)
Store outputs in DB	Yes
Nb of level 2 prods	233
Nb of prods with errors	0

2. Summary of processed GOM_NL__2P products.

Nr	Filename	UTC Start time	Limb	Duration	Star Id	Star Name	Star Mag	Star Temp	Nb Meas	Orbit	Prod. error
1	GOM_NL__2PRFIN20060505_000306_000000342047_00245_21842_9543.N1	05-MAY-2006 00:03:06	Bright	34.000	49	1Alp UMi	1.9900	6300.0	68	21842	No
2	GOM_NL__2PRFIN20060505_001107_000000342047_00245_21842_9544.N1	05-MAY-2006 00:11:07	Bright	34.000	110	37Del Cas	2.6780	8900.0	68	21842	No
3	GOM_NL__2PRFIN20060505_001226_000000362047_00245_21842_9545.N1	05-MAY-2006 00:12:26	Bright	36.000	68	18Alp Cas	2.2250	4500.0	72	21842	No
4	GOM_NL__2PRFIN20060505_003311_000000432047_00245_21842_9546.N1	05-MAY-2006 00:33:11	Dark	43.000	52	16Bet Cet	2.0370	4500.0	86	21842	No
5	GOM_NL__2PRFIN20060505_003832_000000522047_00245_21842_9547.N1	05-MAY-2006 00:38:32	Dark	51.500	18	24Alp PsA	1.1660	9700.0	103	21842	No
6	GOM_NL__2PRFIN20060505_004421_000000412047_00245_21842_9548.N1	05-MAY-2006 00:44:21	Dark	41.000	31	Alp Gru	1.7340	15200.	82	21842	No
7	GOM_NL__2PRFIN20060505_004647_000000392047_00246_21843_9528.N1	05-MAY-2006 00:46:47	Dark	38.500	148	Alp Tuc	2.8780	4100.0	77	21843	No
8	GOM_NL__2PRFIN20060505_005614_000000402047_00246_21843_9529.N1	05-MAY-2006 00:56:14	Straylight	40.000	43	Alp TrA	1.9100	4250.0	80	21843	No
9	GOM_NL__2PRFIN20060505_005825_000000392047_00246_21843_9530.N1	05-MAY-2006 00:58:25	Straylight	38.500	134	Bet TrA	2.8100	6600.0	77	21843	No
10	GOM_NL__2PRFIN20060505_010024_000000442047_00246_21843_9531.N1	05-MAY-2006 01:00:24	Straylight	44.000	4	Alp1Cen	-0.010000	5800.0	88	21843	No
11	GOM_NL__2PRFIN20060505_010351_000000402047_00246_21843_9532.N1	05-MAY-2006 01:03:51	Straylight	40.000	78	Alp Lup	2.3040	28000.	80	21843	No
12	GOM_NL__2PRFIN20060505_010523_000000402047_00246_21843_9533.N1	05-MAY-2006 01:05:23	Straylight	39.500	81	Eta Cen	2.3560	28000.	79	21843	No
13	GOM_NL__2PRFIN20060505_010726_000000432047_00246_21843_9534.N1	05-MAY-2006 01:07:26	Twilight_stray	43.000	54	5The Cen	2.0550	4500.0	86	21843	No
14	GOM_NL__2PRFIN20060505_011139_000000392047_00246_21843_9535.N1	05-MAY-2006 01:11:39	Bright	38.500	169	46Gam Hya	2.9910	4700.0	77	21843	No
15	GOM_NL__2PRFIN20060505_011456_000000382047_00246_21843_9536.N1	05-MAY-2006 01:14:56	Bright	37.500	15	67Alp Vir	0.97600	28000.	75	21843	No
16	GOM_NL__2PRFIN20060505_011803_000000362047_00246_21843_9537.N1	05-MAY-2006 01:18:03	Bright	36.000	121	29Gam Vir	2.7400	7200.0	72	21843	No
17	GOM_NL__2PRFIN20060505_012117_000000352047_00246_21843_9538.N1	05-MAY-2006 01:21:17	Bright	35.000	138	47Eps Vir	2.8280	4700.0	70	21843	No
18	GOM_NL__2PRFIN20060505_012857_000000352047_00246_21843_9539.N1	05-MAY-2006 01:28:57	Bright	34.500	152	12Alp2CVn	2.8900	11000.	69	21843	No
19	GOM_NL__2PRFIN20060505_013341_000000362047_00246_21843_9540.N1	05-MAY-2006 01:33:41	Bright	36.000	55	79Zet UMa	2.0600	10200.	72	21843	No
20	GOM_NL__2PRFIN20060505_013511_000000342047_00246_21843_9541.N1	05-MAY-2006 01:35:11	Bright	34.000	82	48Bet UMa	2.3650	10600.	68	21843	No
21	GOM_NL__2PRFIN20060505_013627_000000372047_00246_21843_9542.N1	05-MAY-2006 01:36:27	Bright	36.500	36	50Alp UMa	1.8000	6300.0	73	21843	No
22	GOM_NL__2PRFIN20060505_014342_000000362047_00246_21843_9543.N1	05-MAY-2006 01:43:42	Bright	35.500	49	1Alp UMi	1.9900	6300.0	71	21843	No
23	GOM_NL__2PRFIN20060505_015143_000000342047_00246_21843_9544.N1	05-MAY-2006 01:51:43	Bright	34.000	110	37Del Cas	2.6780	8900.0	68	21843	No
24	GOM_NL__2PRFIN20060505_015302_000000342047_00246_21843_9545.N1	05-MAY-2006 01:53:02	Bright	33.500	68	18Alp Cas	2.2250	4500.0	67	21843	No
25	GOM_NL__2PRFIN20060505_021348_000000442047_00246_21843_9546.N1	05-MAY-2006 02:13:48	Dark	43.500	52	16Bet Cet	2.0370	4500.0	87	21843	No
26	GOM_NL__2PRFIN20060505_021909_000000452047_00246_21843_9547.N1	05-MAY-2006 02:19:09	Dark	45.000	18	24Alp PsA	1.1660	9700.0	90	21843	No
27	GOM_NL__2PRFIN20060505_022458_000000492047_00246_21843_9548.N1	05-MAY-2006 02:24:58	Dark	48.500	31	Alp Gru	1.7340	15200.	97	21843	No
28	GOM_NL__2PRFIN20060505_022723_000000412047_00247_21844_9528.N1	05-MAY-2006 02:27:23	Dark	40.500	148	Alp Tuc	2.8780	4100.0	81	21844	No
29	GOM_NL__2PRFIN20060505_023650_000000422047_00247_21844_9529.N1	05-MAY-2006 02:36:50	Straylight	41.500	43	Alp TrA	1.9100	4250.0	83	21844	No
30	GOM_NL__2PRFIN20060505_023902_000000372047_00247_21844_9530.N1	05-MAY-2006 02:39:02	Straylight	37.000	134	Bet TrA	2.8100	6600.0	74	21844	No
31	GOM_NL__2PRFIN20060505_024100_000000492047_00247_21844_9531.N1	05-MAY-2006 02:41:00	Straylight	48.500	4	Alp1Cen	-0.010000	5800.0	97	21844	No
32	GOM_NL__2PRFIN20060505_024428_000000392047_00247_21844_9532.N1	05-MAY-2006 02:44:28	Straylight	38.500	78	Alp Lup	2.3040	28000.	77	21844	No
33	GOM_NL__2PRFIN20060505_024559_000000402047_00247_21844_9533.N1	05-MAY-2006 02:45:59	Straylight	40.000	81	Eta Cen	2.3560	28000.	80	21844	No
34	GOM_NL__2PRFIN20060505_024802_000000442047_00247_21844_9534.N1	05-MAY-2006 02:48:02	Twilight_stray	44.000	54	5The Cen	2.0550	4500.0	88	21844	No
35	GOM_NL__2PRFIN20060505_025215_000000382047_00247_21844_9535.N1	05-MAY-2006 02:52:15	Bright	38.000	169	46Gam Hya	2.9910	4700.0	76	21844	No
36	GOM_NL__2PRFIN20060505_025532_000000392047_00247_21844_9536.N1	05-MAY-2006 02:55:32	Bright	38.500	15	67Alp Vir	0.97600	28000.	77	21844	No
37	GOM_NL__2PRFIN20060505_025839_000000372047_00247_21844_9537.N1	05-MAY-2006 02:58:39	Bright	36.500	121	29Gam Vir	2.7400	7200.0	73	21844	No
38	GOM_NL__2PRFIN20060505_030154_000000352047_00247_21844_9538.N1	05-MAY-2006 03:01:54	Bright	35.000	138	47Eps Vir	2.8280	4700.0	70	21844	No
39	GOM_NL__2PRFIN20060505_030933_000000352047_00247_21844_9539.N1	05-MAY-2006 03:09:33	Bright	34.500	152	12Alp2CVn	2.8900	11000.	69	21844	No
40	GOM_NL__2PRFIN20060505_031417_000000352047_00247_21844_9540.N1	05-MAY-2006 03:14:17	Bright	35.000	55	79Zet UMa	2.0600	10200.	70	21844	No
41	GOM_NL__2PRFIN20060505_031547_000000342047_00247_21844_9541.N1	05-MAY-2006 03:15:47	Bright	33.500	82	48Bet UMa	2.3650	10600.	67	21844	No
42	GOM_NL__2PRFIN20060505_031703_000000362047_00247_21844_9542.N1	05-MAY-2006 03:17:03	Bright	36.000	36	50Alp UMa	1.8000	6300.0	72	21844	No

43	GOM_NL__2PRFIN20060505_032418_000000372047_00247_21844_9543.N1	05-MAY-2006 03:24:18	Bright	36.500	49	1Alp UMi	1.9900	6300.0	73	21844	No
44	GOM_NL__2PRFIN20060505_033219_000000342047_00247_21844_9544.N1	05-MAY-2006 03:32:19	Bright	33.500	110	37Del Cas	2.6780	8900.0	67	21844	No
45	GOM_NL__2PRFIN20060505_033338_000000342047_00247_21844_9545.N1	05-MAY-2006 03:33:38	Bright	33.500	68	18Alp Cas	2.2250	4500.0	67	21844	No
46	GOM_NL__2PRFIN20060505_035424_000000452047_00247_21844_9546.N1	05-MAY-2006 03:54:24	Dark	45.000	52	16Bet Cet	2.0370	4500.0	90	21844	No
47	GOM_NL__2PRFIN20060505_035945_000000492047_00247_21844_9547.N1	05-MAY-2006 03:59:45	Dark	48.500	18	24Alp PsA	1.1660	9700.0	97	21844	No
48	GOM_NL__2PRFIN20060505_040534_000000462047_00247_21844_9548.N1	05-MAY-2006 04:05:34	Dark	45.500	31	Alp Gru	1.7340	15200.	91	21844	No
49	GOM_NL__2PRFIN20060505_040800_000000482047_00248_21845_9528.N1	05-MAY-2006 04:08:00	Dark	48.000	148	Alp Tuc	2.8780	4100.0	96	21845	No
50	GOM_NL__2PRFIN20060505_041726_000000422047_00248_21845_9529.N1	05-MAY-2006 04:17:26	Straylight	41.500	43	Alp TrA	1.9100	4250.0	83	21845	No
51	GOM_NL__2PRFIN20060505_041938_000000382047_00248_21845_9530.N1	05-MAY-2006 04:19:38	Straylight	37.500	134	Bet TrA	2.8100	6600.0	75	21845	No
52	GOM_NL__2PRFIN20060505_042136_000000422047_00248_21845_9531.N1	05-MAY-2006 04:21:36	Straylight	41.500	4	Alp1Cen	-0.010000	5800.0	83	21845	No
53	GOM_NL__2PRFIN20060505_042504_000000392047_00248_21845_9532.N1	05-MAY-2006 04:25:04	Straylight	39.000	78	Alp Lup	2.3040	28000.	78	21845	No
54	GOM_NL__2PRFIN20060505_042636_000000392047_00248_21845_9533.N1	05-MAY-2006 04:26:36	Straylight	39.000	81	Eta Cen	2.3560	28000.	78	21845	No
55	GOM_NL__2PRFIN20060505_042838_000000442047_00248_21845_9534.N1	05-MAY-2006 04:28:38	Twi_and_stray	44.000	54	5The Cen	2.0550	4500.0	88	21845	No
56	GOM_NL__2PRFIN20060505_043251_000000372047_00248_21845_9535.N1	05-MAY-2006 04:32:51	Bright	36.500	169	46Gam Hya	2.9910	4700.0	73	21845	No
57	GOM_NL__2PRFIN20060505_043609_000000392047_00248_21845_9536.N1	05-MAY-2006 04:36:09	Bright	38.500	15	67Alp Vir	0.97600	28000.	77	21845	No
58	GOM_NL__2PRFIN20060505_043915_000000372047_00248_21845_9537.N1	05-MAY-2006 04:39:15	Bright	36.500	121	29Gam Vir	2.7400	7200.0	73	21845	No
59	GOM_NL__2PRFIN20060505_044230_000000352047_00248_21845_9538.N1	05-MAY-2006 04:42:30	Bright	35.000	138	47Eps Vir	2.8280	4700.0	70	21845	No
60	GOM_NL__2PRFIN20060505_045010_000000452047_00248_21845_9539.N1	05-MAY-2006 04:50:10	Bright	45.000	152	12Alp2CVn	2.8900	11000.	90	21845	No
61	GOM_NL__2PRFIN20060505_045453_000000372047_00248_21845_9540.N1	05-MAY-2006 04:54:53	Bright	36.500	55	79Zet UMa	2.0600	10200.	73	21845	No
62	GOM_NL__2PRFIN20060505_045624_000000352047_00248_21845_9541.N1	05-MAY-2006 04:56:24	Bright	35.000	82	48Bet UMa	2.3650	10600.	70	21845	No
63	GOM_NL__2PRFIN20060505_045740_000000382047_00248_21845_9542.N1	05-MAY-2006 04:57:40	Bright	38.000	36	50Alp UMa	1.8000	6300.0	76	21845	No
64	GOM_NL__2PRFIN20060505_050454_000000332047_00248_21845_9543.N1	05-MAY-2006 05:04:54	Bright	33.000	49	1Alp UMi	1.9900	6300.0	66	21845	No
65	GOM_NL__2PRFIN20060505_051255_000000422047_00248_21845_9544.N1	05-MAY-2006 05:12:55	Bright	41.500	110	37Del Cas	2.6780	8900.0	83	21845	No
66	GOM_NL__2PRFIN20060505_051415_000000352047_00248_21845_9545.N1	05-MAY-2006 05:14:15	Bright	35.000	68	18Alp Cas	2.2250	4500.0	70	21845	No
67	GOM_NL__2PRFIN20060505_053500_000000442047_00248_21845_9546.N1	05-MAY-2006 05:35:00	Dark	43.500	52	16Bet Cet	2.0370	4500.0	87	21845	No
68	GOM_NL__2PRFIN20060505_054022_000000432047_00248_21845_9547.N1	05-MAY-2006 05:40:22	Dark	43.000	18	24Alp PsA	1.1660	9700.0	86	21845	No
69	GOM_NL__2PRFIN20060505_054611_000000462047_00248_21845_9548.N1	05-MAY-2006 05:46:11	Dark	45.500	31	Alp Gru	1.7340	15200.	91	21845	No
70	GOM_NL__2PRFIN20060505_072913_000000412047_00250_21847_9548.N1	05-MAY-2006 07:29:13	Dark	41.000	148	Alp Tuc	2.8780	4100.0	82	21847	No
71	GOM_NL__2PRFIN20060505_073839_000000472047_00250_21847_9549.N1	05-MAY-2006 07:38:39	Straylight	47.000	43	Alp TrA	1.9100	4250.0	94	21847	No
72	GOM_NL__2PRFIN20060505_074051_000000392047_00250_21847_9550.N1	05-MAY-2006 07:40:51	Straylight	38.500	134	Bet TrA	2.8100	6600.0	77	21847	No
73	GOM_NL__2PRFIN20060505_074249_000000442047_00250_21847_9551.N1	05-MAY-2006 07:42:49	Straylight	44.000	4	Alp1Cen	-0.010000	5800.0	88	21847	No
74	GOM_NL__2PRFIN20060505_074617_000000382047_00250_21847_9552.N1	05-MAY-2006 07:46:17	Straylight	38.000	78	Alp Lup	2.3040	28000.	76	21847	No
75	GOM_NL__2PRFIN20060505_074749_000000412047_00250_21847_9553.N1	05-MAY-2006 07:47:49	Straylight	41.000	81	Eta Cen	2.3560	28000.	82	21847	No
76	GOM_NL__2PRFIN20060505_074951_000000412047_00250_21847_9554.N1	05-MAY-2006 07:49:51	Twi_and_stray	41.000	54	5The Cen	2.0550	4500.0	82	21847	No
77	GOM_NL__2PRFIN20060505_075404_000000382047_00250_21847_9555.N1	05-MAY-2006 07:54:04	Bright	38.000	169	46Gam Hya	2.9910	4700.0	76	21847	No
78	GOM_NL__2PRFIN20060505_075721_000000392047_00250_21847_9556.N1	05-MAY-2006 07:57:21	Bright	38.500	15	67Alp Vir	0.97600	28000.	77	21847	No
79	GOM_NL__2PRFIN20060505_080028_000000362047_00250_21847_9557.N1	05-MAY-2006 08:00:28	Bright	35.500	121	29Gam Vir	2.7400	7200.0	71	21847	No
80	GOM_NL__2PRFIN20060505_080342_000000352047_00250_21847_9558.N1	05-MAY-2006 08:03:42	Bright	35.000	138	47Eps Vir	2.8280	4700.0	70	21847	No
81	GOM_NL__2PRFIN20060505_081122_000000352047_00250_21847_9559.N1	05-MAY-2006 08:11:22	Bright	34.500	152	12Alp2CVn	2.8900	11000.	69	21847	No
82	GOM_NL__2PRFIN20060505_081605_000000362047_00250_21847_9560.N1	05-MAY-2006 08:16:05	Bright	36.000	55	79Zet UMa	2.0600	10200.	72	21847	No
83	GOM_NL__2PRFIN20060505_081736_000000362047_00250_21847_9561.N1	05-MAY-2006 08:17:36	Bright	36.000	82	48Bet UMa	2.3650	10600.	72	21847	No
84	GOM_NL__2PRFIN20060505_081852_000000372047_00250_21847_9562.N1	05-MAY-2006 08:18:52	Bright	36.500	36	50Alp UMa	1.8000	6300.0	73	21847	No
85	GOM_NL__2PRFIN20060505_082606_000000362047_00250_21847_9563.N1	05-MAY-2006 08:26:06	Bright	35.500	49	1Alp UMi	1.9900	6300.0	71	21847	No
86	GOM_NL__2PRFIN20060505_083408_000000352047_00250_21847_9564.N1	05-MAY-2006 08:34:08	Bright	35.000	110	37Del Cas	2.6780	8900.0	70	21847	No
87	GOM_NL__2PRFIN20060505_083527_000000352047_00250_21847_9565.N1	05-MAY-2006 08:35:27	Bright	35.000	68	18Alp Cas	2.2250	4500.0	70	21847	No
88	GOM_NL__2PRFIN20060505_085612_000000452047_00250_21847_9566.N1	05-MAY-2006 08:56:12	Dark	45.000	52	16Bet Cet	2.0370	4500.0	90	21847	No
89	GOM_NL__2PRFIN20060505_090135_000000452047_00250_21847_9567.N1	05-MAY-2006 09:01:35	Dark	45.000	18	24Alp PsA	1.1660	9700.0	90	21847	No
90	GOM_NL__2PRFIN20060505_090724_000000472047_00250_21847_9568.N1	05-MAY-2006 09:07:24	Dark	46.500	31	Alp Gru	1.7340	15200.	93	21847	No
91	GOM_NL__2PRFIN20060505_090949_000000392047_00251_21848_9548.N1	05-MAY-2006 09:09:49	Dark	38.500	148	Alp Tuc	2.8780	4100.0	77	21848	No
92	GOM_NL__2PRFIN20060505_091915_000000422047_00251_21848_9549.N1	05-MAY-2006 09:19:15	Straylight	41.500	43	Alp TrA	1.9100	4250.0	83	21848	No
93	GOM_NL__2PRFIN20060505_092127_000000392047_00251_21848_9550.N1	05-MAY-2006 09:21:27	Straylight	39.000	134	Bet TrA	2.8100	6600.0	78	21848	No
94	GOM_NL__2PRFIN20060505_092325_000000512047_00251_21848_9551.N1	05-MAY-2006 09:23:25	Straylight	50.500	4	Alp1Cen	-0.010000	5800.0	101	21848	No
95	GOM_NL__2PRFIN20060505_092653_000000382047_00251_21848_9552.N1	05-MAY-2006 09:26:53	Straylight	37.500	78	Alp Lup	2.3040	28000.	75	21848	No
96	GOM_NL__2PRFIN20060505_092825_000000392047_00251_21848_9553.N1	05-MAY-2006 09:28:25	Straylight	38.500	81	Eta Cen	2.3560	28000.	77	21848	No
97	GOM_NL__2PRFIN20060505_093027_000000442047_00251_21848_9554.N1	05-MAY-2006 09:30:27	Twi_and_stray	44.000	54	5The Cen	2.0550	4500.0	88	21848	No
98	GOM_NL__2PRFIN20060505_093440_000000412047_00251_21848_9555.N1	05-MAY-2006 09:34:40	Bright	40.500	169	46Gam Hya	2.9910	4700.0	81	21848	No
99	GOM_NL__2PRFIN20060505_093757_000000382047_00251_21848_9556.N1	05-MAY-2006 09:37:57	Bright	38.000	15	67Alp Vir	0.97600	28000.	76	21848	No
100	GOM_NL__2PRFIN20060505_094104_000000362047_00251_21848_9557.N1	05-MAY-2006 09:41:04	Bright	35.500	121	29Gam Vir	2.7400	7200.0	71	21848	No
101	GOM_NL__2PRFIN20060505_094418_000000362047_00251_21848_9558.N1	05-MAY-2006 09:44:18	Bright	35.500	138	47Eps Vir	2.8280	4700.0	71	21848	No

102	GOM_NL__2PRFIN20060505_095158_000000352047_00251_21848_9559.N1	05-MAY-2006 09:51:58	Bright	34.500	152	12Alp2CVn	2.8900	11000.	69	21848	No
103	GOM_NL__2PRFIN20060505_095641_000000352047_00251_21848_9560.N1	05-MAY-2006 09:56:41	Bright	34.500	55	79Zet UMa	2.0600	10200.	69	21848	No
104	GOM_NL__2PRFIN20060505_095812_000000362047_00251_21848_9561.N1	05-MAY-2006 09:58:12	Bright	35.500	82	48Bet UMa	2.3650	10600.	71	21848	No
105	GOM_NL__2PRFIN20060505_095928_000000362047_00251_21848_9562.N1	05-MAY-2006 09:59:28	Bright	35.500	36	50Alp UMa	1.8000	6300.0	71	21848	No
106	GOM_NL__2PRFIN20060505_100642_000000362047_00251_21848_9563.N1	05-MAY-2006 10:06:42	Bright	36.000	49	1Alp UMi	1.9900	6300.0	72	21848	No
107	GOM_NL__2PRFIN20060505_101444_000000372047_00251_21848_9564.N1	05-MAY-2006 10:14:44	Bright	36.500	110	37Del Cas	2.6780	8900.0	73	21848	No
108	GOM_NL__2PRFIN20060505_101602_000000342047_00251_21848_9565.N1	05-MAY-2006 10:16:02	Bright	33.500	68	18Alp Cas	2.2250	4500.0	67	21848	No
109	GOM_NL__2PRFIN20060505_103649_000000412047_00251_21848_9566.N1	05-MAY-2006 10:36:49	Dark	41.000	52	16Bet Cet	2.0370	4500.0	82	21848	No
110	GOM_NL__2PRFIN20060505_104211_000000462047_00251_21848_9567.N1	05-MAY-2006 10:42:11	Dark	45.500	18	24Alp PsA	1.1660	9700.0	91	21848	No
111	GOM_NL__2PRFIN20060505_104801_000000412047_00251_21848_9568.N1	05-MAY-2006 10:48:01	Dark	41.000	31	Alp Gru	1.7340	15200.	82	21848	No
112	GOM_NL__2PRFIN20060505_105025_000000402047_00252_21849_9548.N1	05-MAY-2006 10:50:25	Dark	39.500	148	Alp Tuc	2.8780	4100.0	79	21849	No
113	GOM_NL__2PRFIN20060505_105951_000000392047_00252_21849_9549.N1	05-MAY-2006 10:59:51	Straylight	39.000	43	Alp TrA	1.9100	4250.0	78	21849	No
114	GOM_NL__2PRFIN20060505_110203_000000402047_00252_21849_9550.N1	05-MAY-2006 11:02:03	Straylight	39.500	134	Bet TrA	2.8100	6600.0	79	21849	No
115	GOM_NL__2PRFIN20060505_110401_000000412047_00252_21849_9551.N1	05-MAY-2006 11:04:01	Straylight	41.000	4	Alp1Cen	-0.010000	5800.0	82	21849	No
116	GOM_NL__2PRFIN20060505_110729_000000382047_00252_21849_9552.N1	05-MAY-2006 11:07:29	Straylight	38.000	78	Alp Lup	2.3040	28000.	76	21849	No
117	GOM_NL__2PRFIN20060505_110901_000000402047_00252_21849_9553.N1	05-MAY-2006 11:09:01	Straylight	39.500	81	Eta Cen	2.3560	28000.	79	21849	No
118	GOM_NL__2PRFIN20060505_111103_000000432047_00252_21849_9554.N1	05-MAY-2006 11:11:03	Twilight_stray	42.500	54	5The Cen	2.0550	4500.0	85	21849	No
119	GOM_NL__2PRFIN20060505_111516_000000372047_00252_21849_9555.N1	05-MAY-2006 11:15:16	Bright	37.000	169	46Gam Hya	2.9910	4700.0	74	21849	No
120	GOM_NL__2PRFIN20060505_111833_000000392047_00252_21849_9556.N1	05-MAY-2006 11:18:33	Bright	38.500	15	67Alp Vir	0.97600	28000.	77	21849	No
121	GOM_NL__2PRFIN20060505_112140_000000362047_00252_21849_9557.N1	05-MAY-2006 11:21:40	Bright	35.500	121	29Gam Vir	2.7400	7200.0	71	21849	No
122	GOM_NL__2PRFIN20060505_112454_000000352047_00252_21849_9558.N1	05-MAY-2006 11:24:54	Bright	35.000	138	47Eps Vir	2.8280	4700.0	70	21849	No
123	GOM_NL__2PRFIN20060505_113234_000000362047_00252_21849_9559.N1	05-MAY-2006 11:32:34	Bright	35.500	152	12Alp2CVn	2.8900	11000.	71	21849	No
124	GOM_NL__2PRFIN20060505_113716_000000382047_00252_21849_9560.N1	05-MAY-2006 11:37:16	Bright	37.500	55	79Zet UMa	2.0600	10200.	75	21849	No
125	GOM_NL__2PRFIN20060505_113849_000000352047_00252_21849_9561.N1	05-MAY-2006 11:38:49	Bright	35.000	82	48Bet UMa	2.3650	10600.	70	21849	No
126	GOM_NL__2PRFIN20060505_114004_000000392047_00252_21849_9562.N1	05-MAY-2006 11:40:04	Bright	38.500	36	50Alp UMa	1.8000	6300.0	77	21849	No
127	GOM_NL__2PRFIN20060505_114718_000000332047_00252_21849_9563.N1	05-MAY-2006 11:47:18	Bright	32.500	49	1Alp UMi	1.9900	6300.0	65	21849	No
128	GOM_NL__2PRFIN20060505_115520_000000442047_00252_21849_9564.N1	05-MAY-2006 11:55:20	Bright	44.000	110	37Del Cas	2.6780	8900.0	88	21849	No
129	GOM_NL__2PRFIN20060505_115638_000000352047_00252_21849_9565.N1	05-MAY-2006 11:56:38	Bright	34.500	68	18Alp Cas	2.2250	4500.0	69	21849	No
130	GOM_NL__2PRFIN20060505_121725_000000432047_00252_21849_9566.N1	05-MAY-2006 12:17:25	Dark	43.000	52	16Bet Cet	2.0370	4500.0	86	21849	No
131	GOM_NL__2PRFIN20060505_122248_000000432047_00252_21849_9567.N1	05-MAY-2006 12:22:48	Dark	42.500	18	24Alp PsA	1.1660	9700.0	85	21849	No
132	GOM_NL__2PRFIN20060505_122837_000000472047_00252_21849_9568.N1	05-MAY-2006 12:28:37	Dark	46.500	31	Alp Gru	1.7340	15200.	93	21849	No
133	GOM_NL__2PRFIN20060505_123101_000000382047_00253_21850_9548.N1	05-MAY-2006 12:31:01	Dark	38.000	148	Alp Tuc	2.8780	4100.0	76	21850	No
134	GOM_NL__2PRFIN20060505_124028_000000392047_00253_21850_9549.N1	05-MAY-2006 12:40:28	Straylight	38.500	43	Alp TrA	1.9100	4250.0	77	21850	No
135	GOM_NL__2PRFIN20060505_124240_000000382047_00253_21850_9550.N1	05-MAY-2006 12:42:40	Straylight	37.500	134	Bet TrA	2.8100	6600.0	75	21850	No
136	GOM_NL__2PRFIN20060505_124437_000000432047_00253_21850_9551.N1	05-MAY-2006 12:44:37	Straylight	42.500	4	Alp1Cen	-0.010000	5800.0	85	21850	No
137	GOM_NL__2PRFIN20060505_124805_000000392047_00253_21850_9552.N1	05-MAY-2006 12:48:05	Straylight	38.500	78	Alp Lup	2.3040	28000.	77	21850	No
138	GOM_NL__2PRFIN20060505_124937_000000382047_00253_21850_9553.N1	05-MAY-2006 12:49:37	Straylight	38.000	81	Eta Cen	2.3560	28000.	76	21850	No
139	GOM_NL__2PRFIN20060505_125139_000000432047_00253_21850_9554.N1	05-MAY-2006 12:51:39	Twilight_stray	43.000	54	5The Cen	2.0550	4500.0	86	21850	No
140	GOM_NL__2PRFIN20060505_125552_000000372047_00253_21850_9555.N1	05-MAY-2006 12:55:52	Bright	37.000	169	46Gam Hya	2.9910	4700.0	74	21850	No
141	GOM_NL__2PRFIN20060505_125909_000000382047_00253_21850_9556.N1	05-MAY-2006 12:59:09	Bright	38.000	15	67Alp Vir	0.97600	28000.	76	21850	No
142	GOM_NL__2PRFIN20060505_130216_000000362047_00253_21850_9557.N1	05-MAY-2006 13:02:16	Bright	35.500	121	29Gam Vir	2.7400	7200.0	71	21850	No
143	GOM_NL__2PRFIN20060505_130530_000000352047_00253_21850_9558.N1	05-MAY-2006 13:05:30	Bright	35.000	138	47Eps Vir	2.8280	4700.0	70	21850	No
144	GOM_NL__2PRFIN20060505_131309_000000352047_00253_21850_9559.N1	05-MAY-2006 13:13:09	Bright	34.500	152	12Alp2CVn	2.8900	11000.	69	21850	No
145	GOM_NL__2PRFIN20060505_131752_000000342047_00253_21850_9560.N1	05-MAY-2006 13:17:52	Bright	34.000	55	79Zet UMa	2.0600	10200.	68	21850	No
146	GOM_NL__2PRFIN20060505_131925_000000362047_00253_21850_9561.N1	05-MAY-2006 13:19:25	Bright	36.000	82	48Bet UMa	2.3650	10600.	72	21850	No
147	GOM_NL__2PRFIN20060505_132040_000000382047_00253_21850_9562.N1	05-MAY-2006 13:20:40	Bright	37.500	36	50Alp UMa	1.8000	6300.0	75	21850	No
148	GOM_NL__2PRFIN20060505_132754_000000342047_00253_21850_9563.N1	05-MAY-2006 13:27:54	Bright	33.500	49	1Alp UMi	1.9900	6300.0	67	21850	No
149	GOM_NL__2PRFIN20060505_133556_000000332047_00253_21850_9564.N1	05-MAY-2006 13:35:56	Bright	32.500	110	37Del Cas	2.6780	8900.0	65	21850	No
150	GOM_NL__2PRFIN20060505_133714_000000342047_00253_21850_9565.N1	05-MAY-2006 13:37:14	Bright	33.500	68	18Alp Cas	2.2250	4500.0	67	21850	No
151	GOM_NL__2PRFIN20060505_135801_000000432047_00253_21850_9566.N1	05-MAY-2006 13:58:01	Dark	43.000	52	16Bet Cet	2.0370	4500.0	86	21850	No
152	GOM_NL__2PRFIN20060505_140324_000000422047_00253_21850_9567.N1	05-MAY-2006 14:03:24	Dark	42.000	18	24Alp PsA	1.1660	9700.0	84	21850	No
153	GOM_NL__2PRFIN20060505_140451_000000412047_00253_21850_9568.N1	05-MAY-2006 14:04:51	Dark	41.000	84	Alp Phe	2.3970	4500.0	82	21850	No
154	GOM_NL__2PRFIN20060505_140914_000000412047_00253_21850_9569.N1	05-MAY-2006 14:09:14	Dark	41.000	31	Alp Gru	1.7340	15200.	82	21850	No
155	GOM_NL__2PRFIN20060505_142104_000000412047_00254_21851_9548.N1	05-MAY-2006 14:21:04	Straylight	41.000	43	Alp TrA	1.9100	4250.0	82	21851	No
156	GOM_NL__2PRFIN20060505_142316_000000372047_00254_21851_9549.N1	05-MAY-2006 14:23:16	Straylight	37.000	134	Bet TrA	2.8100	6600.0	74	21851	No
157	GOM_NL__2PRFIN20060505_142513_000000472047_00254_21851_9550.N1	05-MAY-2006 14:25:13	Straylight	47.000	4	Alp1Cen	-0.010000	5800.0	94	21851	No
158	GOM_NL__2PRFIN20060505_142841_000000382047_00254_21851_9551.N1	05-MAY-2006 14:28:41	Straylight	38.000	78	Alp Lup	2.3040	28000.	76	21851	No
159	GOM_NL__2PRFIN20060505_143013_000000392047_00254_21851_9552.N1	05-MAY-2006 14:30:13	Straylight	38.500	81	Eta Cen	2.3560	28000.	77	21851	No
160	GOM_NL__2PRFIN20060505_143215_000000422047_00254_21851_9553.N1	05-MAY-2006 14:32:15	Twilight_stray	41.500	54	5The Cen	2.0550	4500.0	83	21851	No

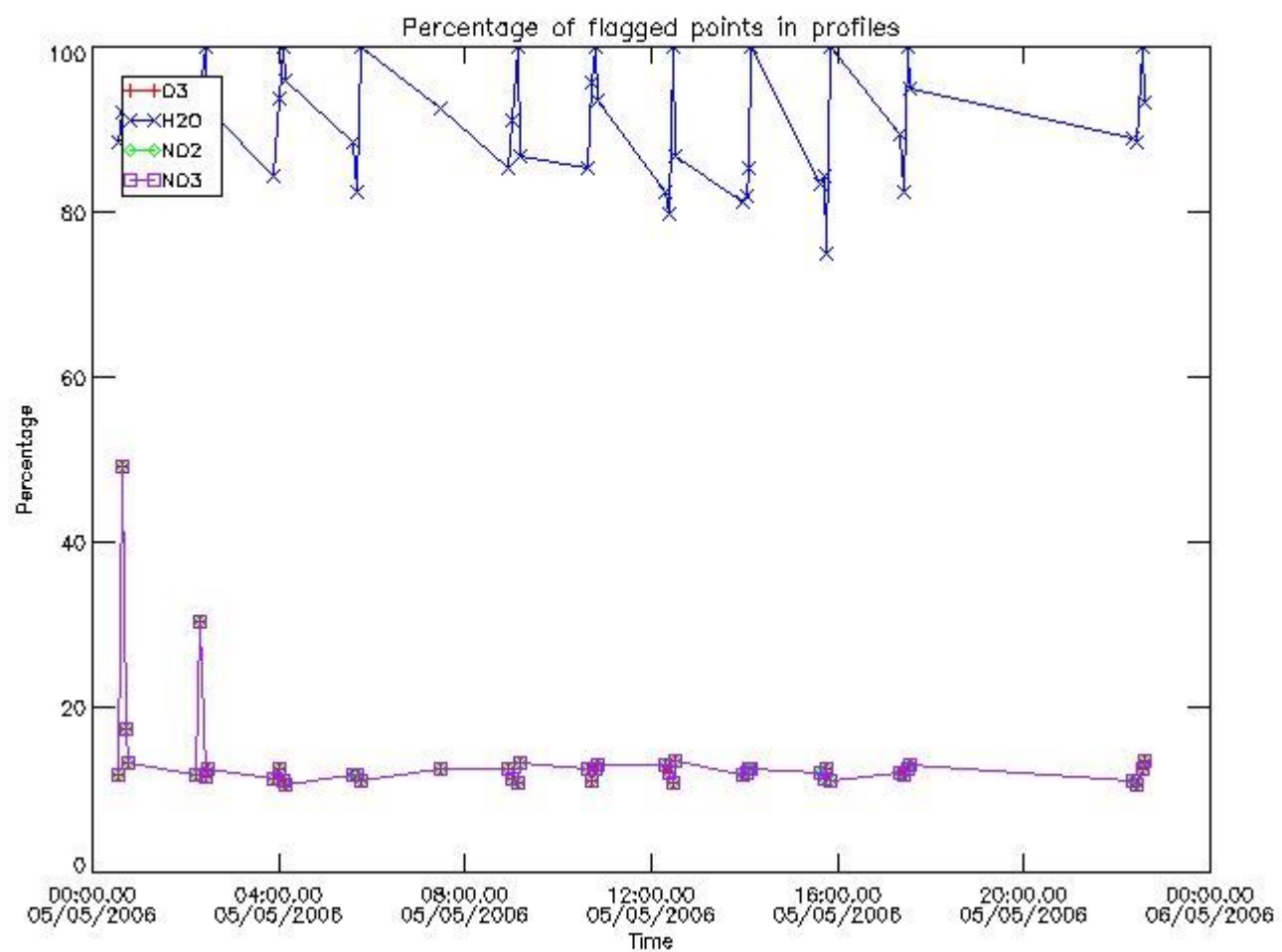
161	GOM_NL__2PRFIN20060505_143628_000000372047_00254_21851_9554.N1	05-MAY-2006 14:36:28	Bright	36.500	169	46Gam Hya	2.9910	4700.0	73	21851	No
162	GOM_NL__2PRFIN20060505_143945_000000392047_00254_21851_9555.N1	05-MAY-2006 14:39:45	Bright	39.000	15	67Alp Vir	0.97600	28000.	78	21851	No
163	GOM_NL__2PRFIN20060505_144252_000000372047_00254_21851_9556.N1	05-MAY-2006 14:42:52	Bright	36.500	121	29Gam Vir	2.7400	7200.0	73	21851	No
164	GOM_NL__2PRFIN20060505_144606_000000342047_00254_21851_9557.N1	05-MAY-2006 14:46:06	Bright	34.000	138	47Eps Vir	2.8280	4700.0	68	21851	No
165	GOM_NL__2PRFIN20060505_145346_000000352047_00254_21851_9558.N1	05-MAY-2006 14:53:46	Bright	34.500	152	12Alp2CVn	2.8900	11000.	69	21851	No
166	GOM_NL__2PRFIN20060505_145828_000000372047_00254_21851_9559.N1	05-MAY-2006 14:58:28	Bright	37.000	55	79Zet UMa	2.0600	10200.	74	21851	No
167	GOM_NL__2PRFIN20060505_150001_000000372047_00254_21851_9560.N1	05-MAY-2006 15:00:01	Bright	36.500	82	48Bet UMa	2.3650	10600.	73	21851	No
168	GOM_NL__2PRFIN20060505_150117_000000362047_00254_21851_9561.N1	05-MAY-2006 15:01:17	Bright	36.000	36	50Alp UMa	1.8000	6300.0	72	21851	No
169	GOM_NL__2PRFIN20060505_150830_000000362047_00254_21851_9562.N1	05-MAY-2006 15:08:30	Bright	35.500	49	1Alp UMi	1.9900	6300.0	71	21851	No
170	GOM_NL__2PRFIN20060505_151632_000000382047_00254_21851_9563.N1	05-MAY-2006 15:16:32	Bright	37.500	110	37Del Cas	2.6780	8900.0	75	21851	No
171	GOM_NL__2PRFIN20060505_151750_000000332047_00254_21851_9564.N1	05-MAY-2006 15:17:50	Bright	33.000	68	18Alp Cas	2.2250	4500.0	66	21851	No
172	GOM_NL__2PRFIN20060505_153836_000000432047_00254_21851_9565.N1	05-MAY-2006 15:38:36	Dark	42.500	52	16Bet Cet	2.0370	4500.0	85	21851	No
173	GOM_NL__2PRFIN20060505_154401_000000452047_00254_21851_9566.N1	05-MAY-2006 15:44:01	Dark	45.000	18	24Alp PsA	1.1660	9700.0	90	21851	No
174	GOM_NL__2PRFIN20060505_154527_000000412047_00254_21851_9567.N1	05-MAY-2006 15:45:27	Dark	40.500	84	Alp Phe	2.3970	4500.0	81	21851	No
175	GOM_NL__2PRFIN20060505_154950_000000462047_00254_21851_9568.N1	05-MAY-2006 15:49:50	Dark	45.500	31	Alp Gru	1.7340	15200.	91	21851	No
176	GOM_NL__2PRFIN20060505_160140_000000422047_00255_21852_9548.N1	05-MAY-2006 16:01:40	Straylight	41.500	43	Alp TrA	1.9100	4250.0	83	21852	No
177	GOM_NL__2PRFIN20060505_160352_000000382047_00255_21852_9549.N1	05-MAY-2006 16:03:52	Straylight	38.000	134	Bet TrA	2.8100	6600.0	76	21852	No
178	GOM_NL__2PRFIN20060505_160549_000000462047_00255_21852_9550.N1	05-MAY-2006 16:05:49	Straylight	46.000	4	Alp1Cen	-0.010000	5800.0	92	21852	No
179	GOM_NL__2PRFIN20060505_160918_000000412047_00255_21852_9551.N1	05-MAY-2006 16:09:18	Straylight	40.500	78	Alp Lup	2.3040	28000.	81	21852	No
180	GOM_NL__2PRFIN20060505_161049_000000412047_00255_21852_9552.N1	05-MAY-2006 16:10:49	Straylight	40.500	81	Eta Cen	2.3560	28000.	81	21852	No
181	GOM_NL__2PRFIN20060505_161251_000000452047_00255_21852_9553.N1	05-MAY-2006 16:12:51	Tw_i_and_stray	44.500	54	5The Cen	2.0550	4500.0	89	21852	No
182	GOM_NL__2PRFIN20060505_161704_000000372047_00255_21852_9554.N1	05-MAY-2006 16:17:04	Bright	37.000	169	46Gam Hya	2.9910	4700.0	74	21852	No
183	GOM_NL__2PRFIN20060505_162021_000000372047_00255_21852_9555.N1	05-MAY-2006 16:20:21	Bright	37.000	15	67Alp Vir	0.97600	28000.	74	21852	No
184	GOM_NL__2PRFIN20060505_162328_000000362047_00255_21852_9556.N1	05-MAY-2006 16:23:28	Bright	35.500	121	29Gam Vir	2.7400	7200.0	71	21852	No
185	GOM_NL__2PRFIN20060505_162642_000000352047_00255_21852_9557.N1	05-MAY-2006 16:26:42	Bright	35.000	138	47Eps Vir	2.8280	4700.0	70	21852	No
186	GOM_NL__2PRFIN20060505_163421_000000372047_00255_21852_9558.N1	05-MAY-2006 16:34:21	Bright	36.500	152	12Alp2CVn	2.8900	11000.	73	21852	No
187	GOM_NL__2PRFIN20060505_163904_000000352047_00255_21852_9559.N1	05-MAY-2006 16:39:04	Bright	35.000	55	79Zet UMa	2.0600	10200.	70	21852	No
188	GOM_NL__2PRFIN20060505_164037_000000362047_00255_21852_9560.N1	05-MAY-2006 16:40:37	Bright	35.500	82	48Bet UMa	2.3650	10600.	71	21852	No
189	GOM_NL__2PRFIN20060505_164153_000000382047_00255_21852_9561.N1	05-MAY-2006 16:41:53	Bright	37.500	36	50Alp UMa	1.8000	6300.0	75	21852	No
190	GOM_NL__2PRFIN20060505_164906_000000362047_00255_21852_9562.N1	05-MAY-2006 16:49:06	Bright	35.500	49	1Alp UMi	1.9900	6300.0	71	21852	No
191	GOM_NL__2PRFIN20060505_165708_000000522047_00255_21852_9563.N1	05-MAY-2006 16:57:08	Bright	52.000	110	37Del Cas	2.6780	8900.0	104	21852	No
192	GOM_NL__2PRFIN20060505_165826_000000342047_00255_21852_9564.N1	05-MAY-2006 16:58:26	Bright	33.500	68	18Alp Cas	2.2250	4500.0	67	21852	No
193	GOM_NL__2PRFIN20060505_171913_000000432047_00255_21852_9565.N1	05-MAY-2006 17:19:13	Dark	42.500	52	16Bet Cet	2.0370	4500.0	85	21852	No
194	GOM_NL__2PRFIN20060505_172437_000000432047_00255_21852_9566.N1	05-MAY-2006 17:24:37	Dark	43.000	18	24Alp PsA	1.1660	9700.0	86	21852	No
195	GOM_NL__2PRFIN20060505_173027_000000412047_00255_21852_9567.N1	05-MAY-2006 17:30:27	Dark	40.500	31	Alp Gru	1.7340	15200.	81	21852	No
196	GOM_NL__2PRFIN20060505_173250_000000402047_00256_21853_9548.N1	05-MAY-2006 17:32:50	Dark	39.500	148	Alp Tuc	2.8780	4100.0	79	21853	No
197	GOM_NL__2PRFIN20060505_174217_000000392047_00256_21853_9549.N1	05-MAY-2006 17:42:17	Straylight	38.500	43	Alp TrA	1.9100	4250.0	77	21853	No
198	GOM_NL__2PRFIN20060505_174429_000000382047_00256_21853_9550.N1	05-MAY-2006 17:44:29	Straylight	37.500	134	Bet TrA	2.8100	6600.0	75	21853	No
199	GOM_NL__2PRFIN20060505_174626_000000482047_00256_21853_9551.N1	05-MAY-2006 17:46:26	Straylight	48.000	4	Alp1Cen	-0.010000	5800.0	96	21853	No
200	GOM_NL__2PRFIN20060505_210738_000000432047_00258_21855_9549.N1	05-MAY-2006 21:07:38	Straylight	43.000	4	Alp1Cen	-0.010000	5800.0	86	21855	No
201	GOM_NL__2PRFIN20060505_211106_000000412047_00258_21855_9550.N1	05-MAY-2006 21:11:06	Straylight	40.500	78	Alp Lup	2.3040	28000.	81	21855	No
202	GOM_NL__2PRFIN20060505_211238_000000392047_00258_21855_9551.N1	05-MAY-2006 21:12:38	Straylight	39.000	81	Eta Cen	2.3560	28000.	78	21855	No
203	GOM_NL__2PRFIN20060505_211440_000000422047_00258_21855_9552.N1	05-MAY-2006 21:14:40	Tw_i_and_stray	41.500	54	5The Cen	2.0550	4500.0	83	21855	No
204	GOM_NL__2PRFIN20060505_211852_000000372047_00258_21855_9553.N1	05-MAY-2006 21:18:52	Bright	37.000	169	46Gam Hya	2.9910	4700.0	74	21855	No
205	GOM_NL__2PRFIN20060505_212209_000000372047_00258_21855_9554.N1	05-MAY-2006 21:22:09	Bright	36.500	15	67Alp Vir	0.97600	28000.	73	21855	No
206	GOM_NL__2PRFIN20060505_212517_000000372047_00258_21855_9555.N1	05-MAY-2006 21:25:17	Bright	36.500	121	29Gam Vir	2.7400	7200.0	73	21855	No
207	GOM_NL__2PRFIN20060505_212830_000000352047_00258_21855_9556.N1	05-MAY-2006 21:28:30	Bright	34.500	138	47Eps Vir	2.8280	4700.0	69	21855	No
208	GOM_NL__2PRFIN20060505_213610_000000352047_00258_21855_9557.N1	05-MAY-2006 21:36:10	Bright	35.000	152	12Alp2CVn	2.8900	11000.	70	21855	No
209	GOM_NL__2PRFIN20060505_214052_000000342047_00258_21855_9558.N1	05-MAY-2006 21:40:52	Bright	34.000	55	79Zet UMa	2.0600	10200.	68	21855	No
210	GOM_NL__2PRFIN20060505_214342_000000382047_00258_21855_9559.N1	05-MAY-2006 21:43:42	Bright	37.500	36	50Alp UMa	1.8000	6300.0	75	21855	No
211	GOM_NL__2PRFIN20060505_215054_000000352047_00258_21855_9560.N1	05-MAY-2006 21:50:54	Bright	35.000	49	1Alp UMi	1.9900	6300.0	70	21855	No
212	GOM_NL__2PRFIN20060505_215859_000000432047_00258_21855_9561.N1	05-MAY-2006 21:58:59	Bright	42.500	76	27Gam Cas	2.3000	30000.	85	21855	No
213	GOM_NL__2PRFIN20060505_220014_000000522047_00258_21855_9562.N1	05-MAY-2006 22:00:14	Bright	52.000	68	18Alp Cas	2.2250	4500.0	104	21855	No
214	GOM_NL__2PRFIN20060505_222101_000000462047_00258_21855_9563.N1	05-MAY-2006 22:21:01	Dark	46.000	52	16Bet Cet	2.0370	4500.0	92	21855	No
215	GOM_NL__2PRFIN20060505_222627_000000492047_00258_21855_9564.N1	05-MAY-2006 22:26:27	Dark	48.500	18	24Alp PsA	1.1660	9700.0	97	21855	No
216	GOM_NL__2PRFIN20060505_223216_000000452047_00258_21855_9565.N1	05-MAY-2006 22:32:16	Dark	44.500	31	Alp Gru	1.7340	15200.	89	21855	No
217	GOM_NL__2PRFIN20060505_223439_000000382047_00259_21856_9549.N1	05-MAY-2006 22:34:39	Dark	37.500	148	Alp Tuc	2.8780	4100.0	75	21856	No
218	GOM_NL__2PRFIN20060505_224405_000000402047_00259_21856_9550.N1	05-MAY-2006 22:44:05	Straylight	39.500	43	Alp TrA	1.9100	4250.0	79	21856	No
219	GOM_NL__2PRFIN20060505_224617_000000372047_00259_21856_9551.N1	05-MAY-2006 22:46:17	Straylight	37.000	134	Bet TrA	2.8100	6600.0	74	21856	No

220	GOM_NL__2PRFIN20060505_224814_000000522047_00259_21856_9552.N1	05-MAY-2006 22:48:14	Straylight	52.000	4	Alp1Cen	-0.010000	5800.0	104	21856	No
221	GOM_NL__2PRFIN20060505_225143_000000422047_00259_21856_9553.N1	05-MAY-2006 22:51:43	Straylight	41.500	78	Alp Lup	2.3040	28000.	83	21856	No
222	GOM_NL__2PRFIN20060505_225314_000000402047_00259_21856_9554.N1	05-MAY-2006 22:53:14	Straylight	39.500	81	Eta Cen	2.3560	28000.	79	21856	No
223	GOM_NL__2PRFIN20060505_225516_000000452047_00259_21856_9555.N1	05-MAY-2006 22:55:16	Twilight_stray	45.000	54	5The Cen	2.0550	4500.0	90	21856	No
224	GOM_NL__2PRFIN20060505_225928_000000392047_00259_21856_9556.N1	05-MAY-2006 22:59:28	Bright	38.500	169	46Gam Hya	2.9910	4700.0	77	21856	No
225	GOM_NL__2PRFIN20060505_230245_000000382047_00259_21856_9557.N1	05-MAY-2006 23:02:45	Bright	37.500	15	67Alp Vir	0.97600	28000.	75	21856	No
226	GOM_NL__2PRFIN20060505_230553_000000362047_00259_21856_9558.N1	05-MAY-2006 23:05:53	Bright	36.000	121	29Gam Vir	2.7400	7200.0	72	21856	No
227	GOM_NL__2PRFIN20060505_230906_000000352047_00259_21856_9559.N1	05-MAY-2006 23:09:06	Bright	35.000	138	47Eps Vir	2.8280	4700.0	70	21856	No
228	GOM_NL__2PRFIN20060505_231645_000000342047_00259_21856_9560.N1	05-MAY-2006 23:16:45	Bright	34.000	152	12Alp2CVn	2.8900	11000.	68	21856	No
229	GOM_NL__2PRFIN20060505_232127_000000372047_00259_21856_9561.N1	05-MAY-2006 23:21:27	Bright	37.000	55	79Zet UMa	2.0600	10200.	74	21856	No
230	GOM_NL__2PRFIN20060505_232418_000000372047_00259_21856_9562.N1	05-MAY-2006 23:24:18	Bright	36.500	36	50Alp UMa	1.8000	6300.0	73	21856	No
231	GOM_NL__2PRFIN20060505_233129_000000332047_00259_21856_9563.N1	05-MAY-2006 23:31:29	Bright	33.000	49	1Alp UMi	1.9900	6300.0	66	21856	No
232	GOM_NL__2PRFIN20060505_233935_000000352047_00259_21856_9564.N1	05-MAY-2006 23:39:35	Bright	35.000	76	27Gam Cas	2.3000	30000.	70	21856	No
233	GOM_NL__2PRFIN20060505_234050_000000372047_00259_21856_9565.N1	05-MAY-2006 23:40:50	Bright	36.500	68	18Alp Cas	2.2250	4500.0	73	21856	No

3. Quality information per product

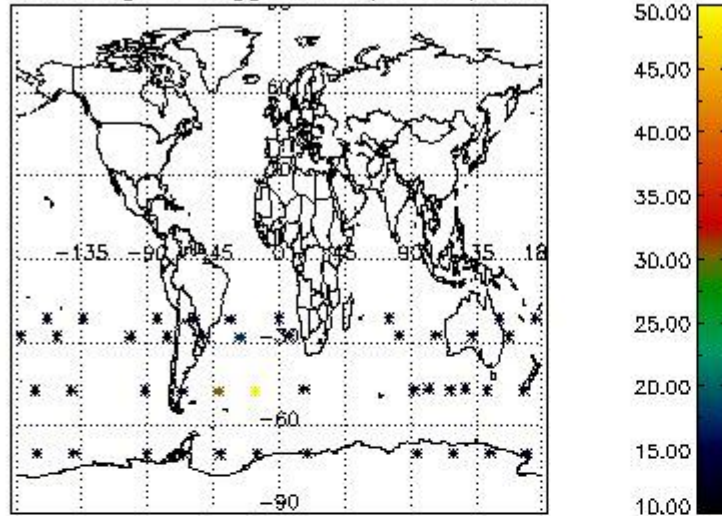
In this section it is plotted some information contained in the Quality Summary data set of the level 2 products. Only products in dark limb conditions and without errors (error flag in the MPH set to "0") are used.

3.1 Plot quality information per product (time dependant)

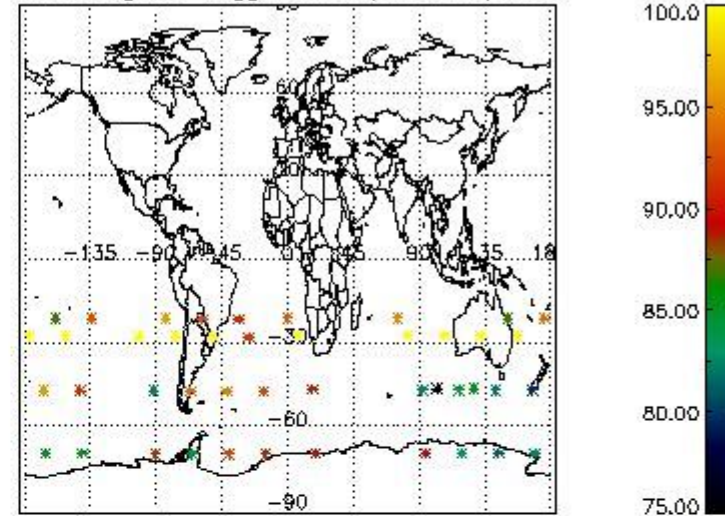


3.2 Plot quality information per product (world map)

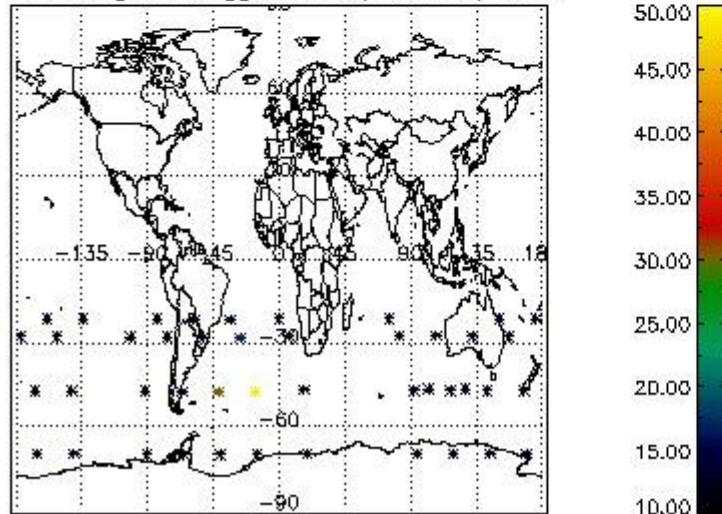
Percentage of flagged data per O3 profile



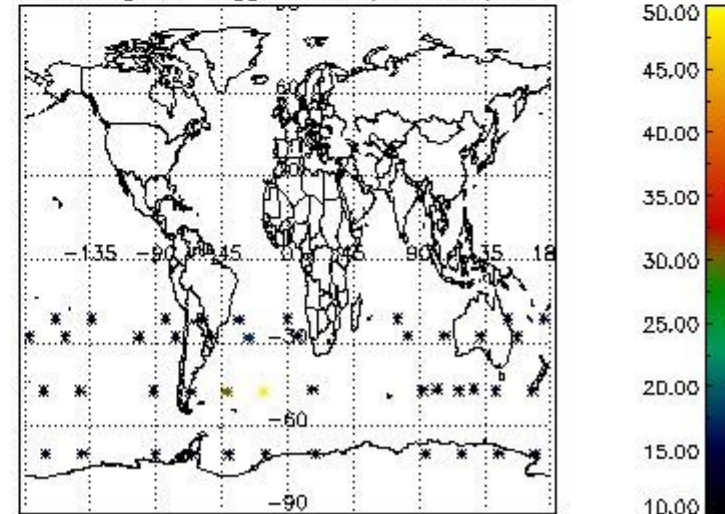
Percentage of flagged data per H2O profile



Percentage of flagged data per NO2 profile



Percentage of flagged data per NO3 profile

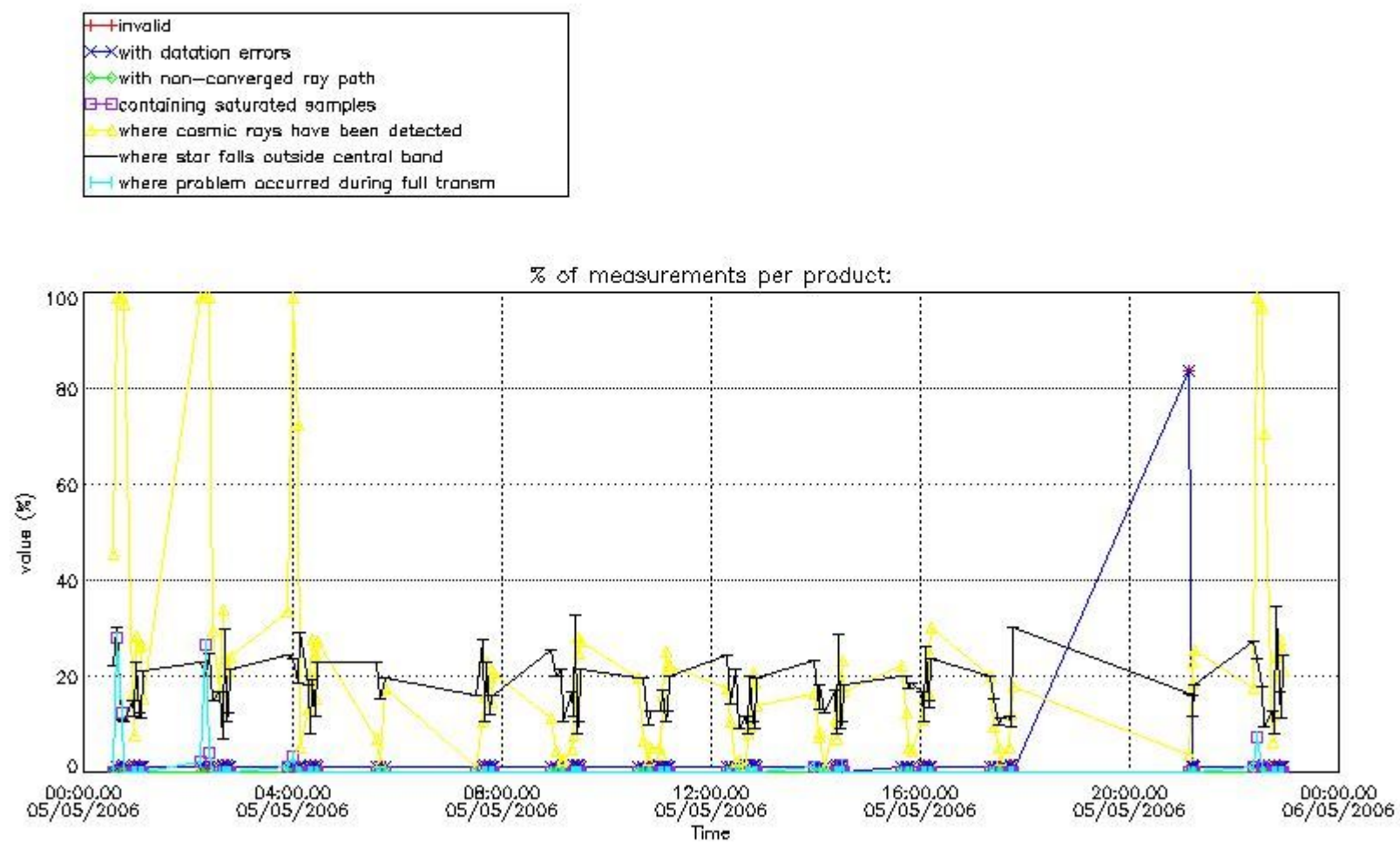


4. Level 1 quality information per product

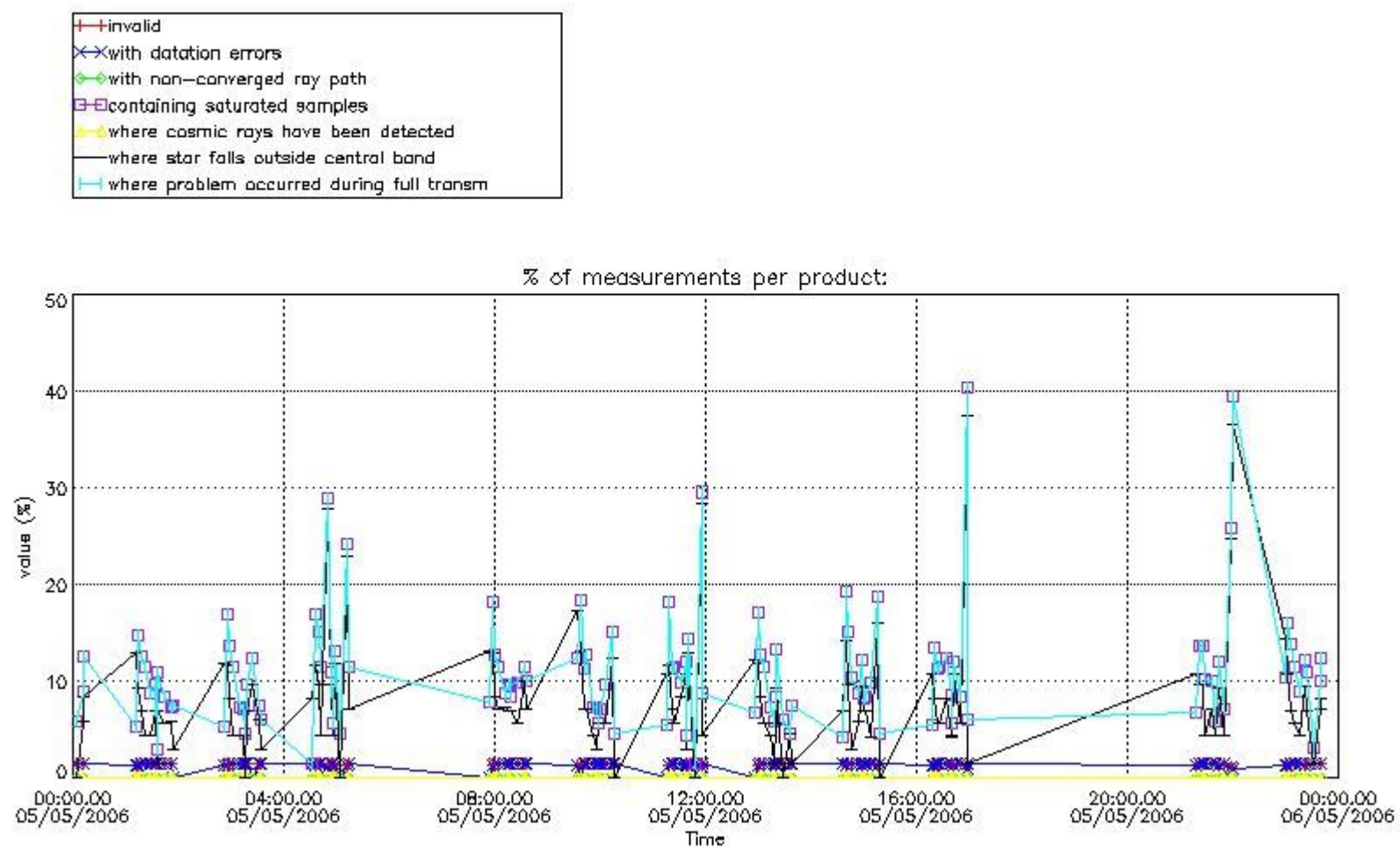
In this section it is plotted some information contained in the Quality Summary data set of the level 2 products that comes from the level 1b processing. Products without errors (error flag in the MPH set to "0") are used.

4.1 Plot quality information per product (time dependant) coming from level 1b processing

4.1.1 Plot level 1 quality information per product (time dependant): ENVISAT ASCENDING passes

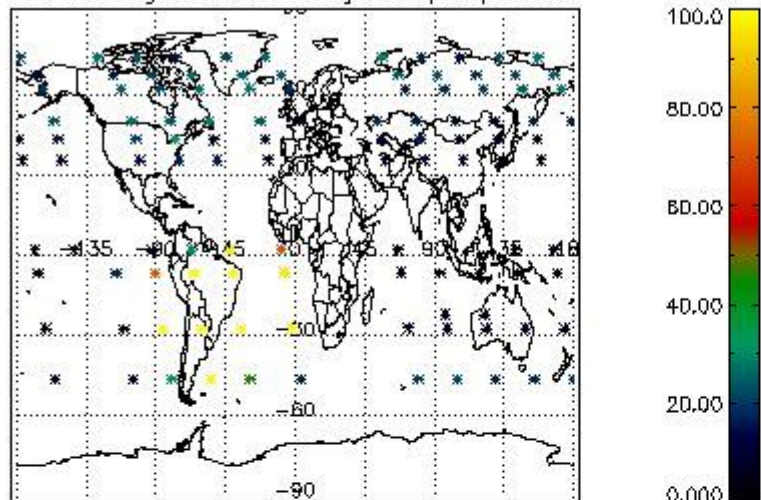


4.1.2 Plot level 1 quality information per product (time dependant): ENVI SAT DESCENDING passes

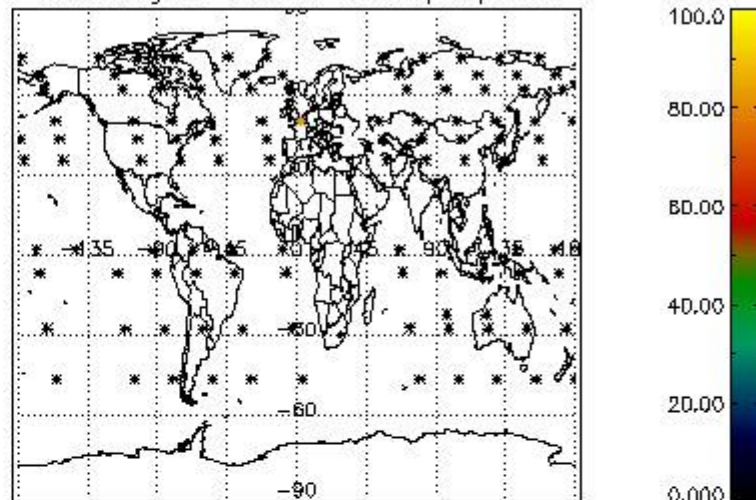


4.2 Plot quality information per product coming from level 1b processing (world map)
 4.2.1 Plot level 1 quality information per product (world map): ENVISAT ASCENDING passes

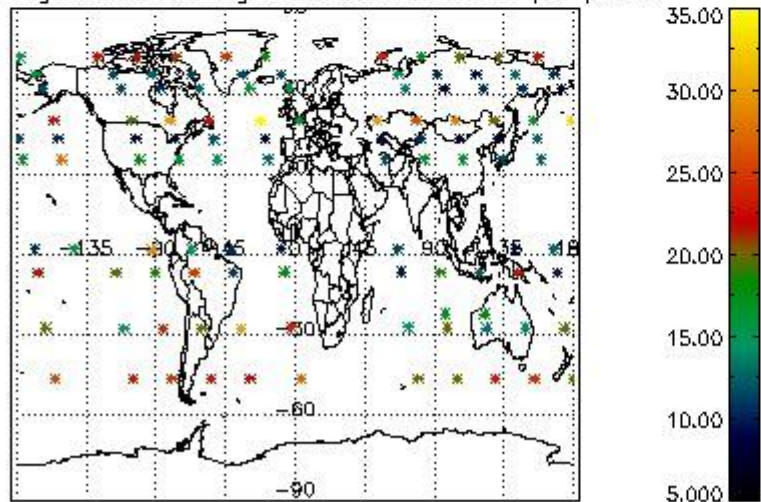
Percentage of cosmic ray hits per profile



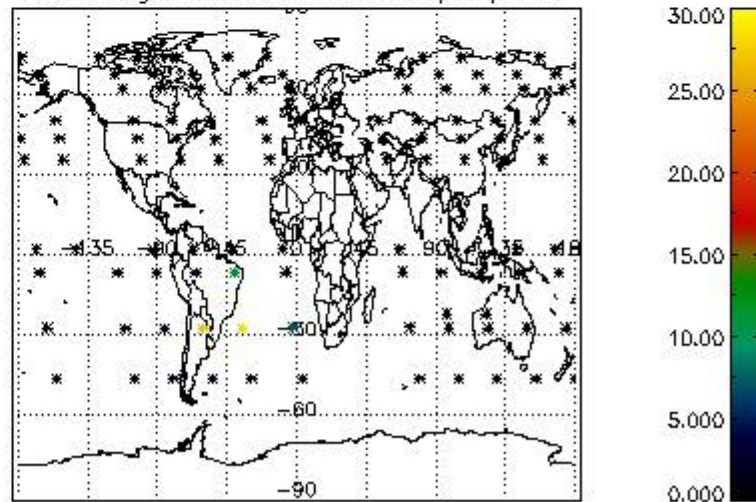
Percentage of datation errors per profile



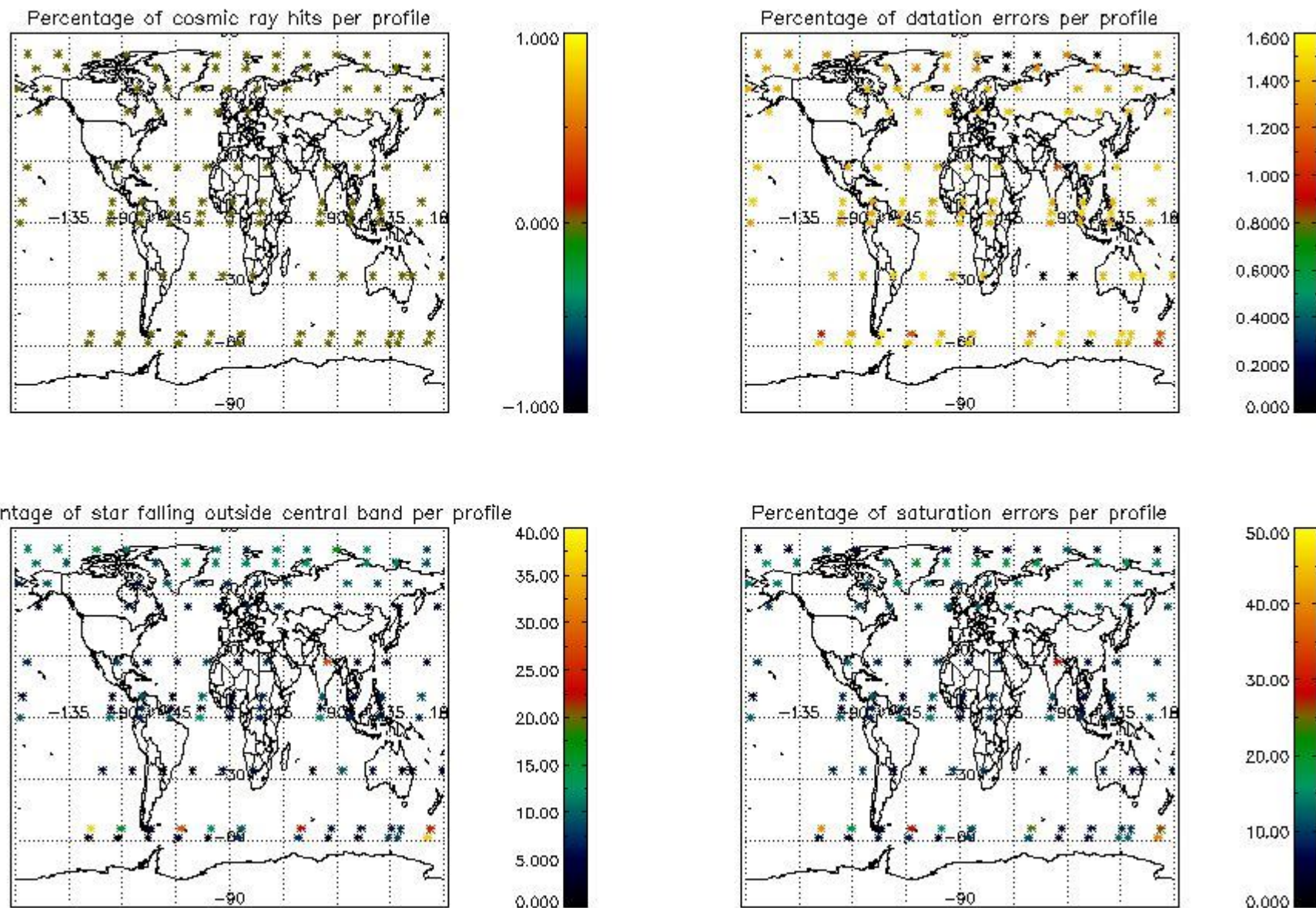
Percentage of star falling outside central band per profile



Percentage of saturation errors per profile



4.2.2 Plot level 1 quality information per product (world map): ENVISAT DESCENDING passes



5. Trace gas profiles

5.1 Ozone statistics based on quality of products

The final quality of the products can be "measured" using the STD (Standard Deviation) attached to every point profile. This information is written to the parameter GOM_NL__2P/NL_LOCAL_SPECIES_DENSITY/o3_std of the level 2 products. The table below shows the statistics for given STD ranges.

The statistics are given with respect to the overall valid production:

- Products without fatal errors: GOM_NL__2P/MPH/PRODUCT_ERR=0
- Valid point profile: GOM_NL__2P/NL_LOCAL_SPECIES_DENSITY/pcd(0)=0

The 'Criteria' is applied to valid points of dark limb products:

- Products in dark limb illumination condition: GOM_NL__2P/NL_SUMMARY_QUALITY/obs_ill_cond=0
- Products without fatal errors: GOM_NL__2P/MPH/PRODUCT_ERR=0
- Valid point profile: GOM_NL__2P/NL_LOCAL_SPECIES_DENSITY/pcd(0)=0

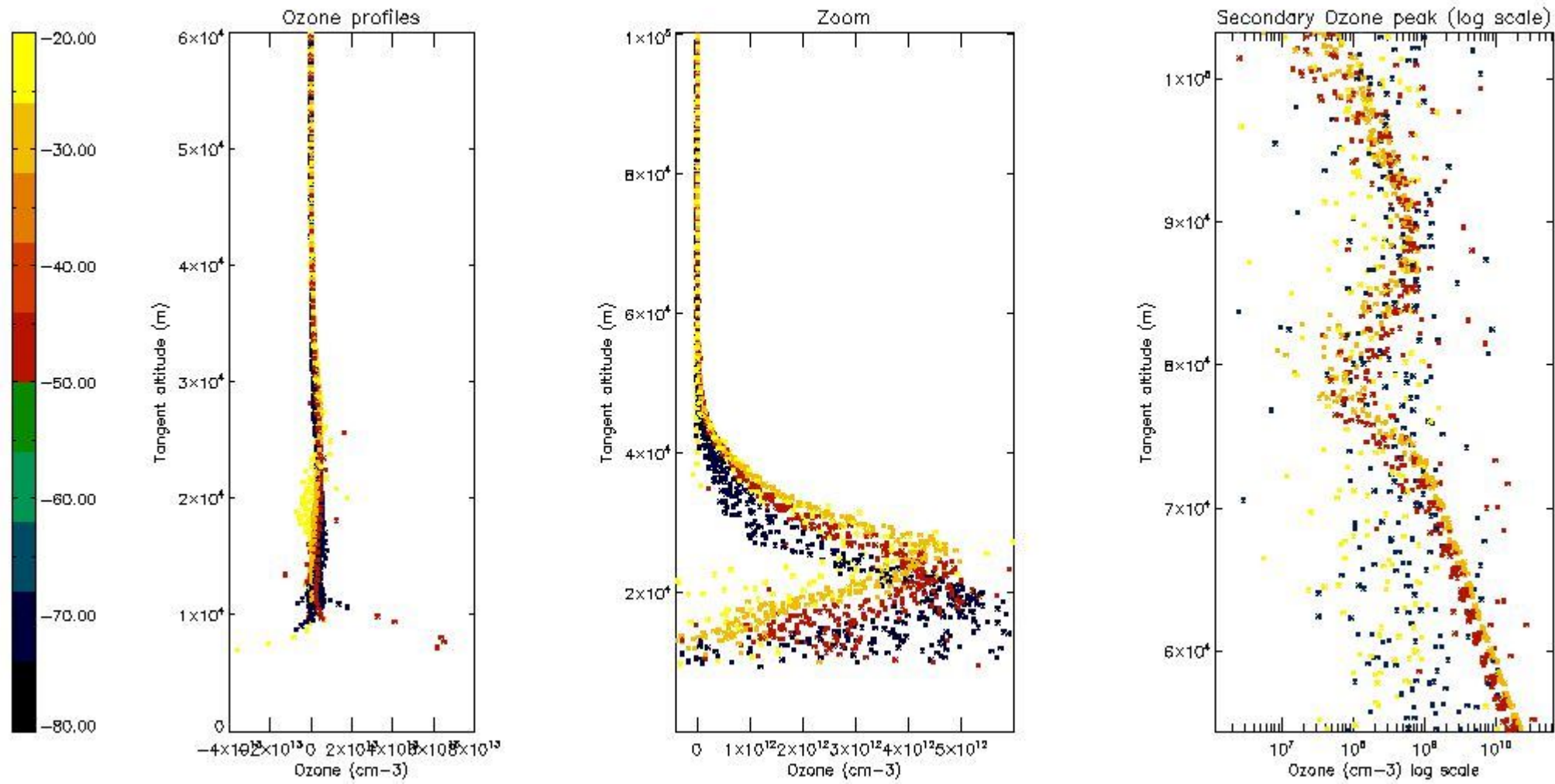
So, the table below shows the percentage of dark limb and valid observations for each criteria with respect to the overall valid daily observations.

Criteria	% of total production
All STD	21
STD < 20	10

STD < 10	7
STD < 5	5

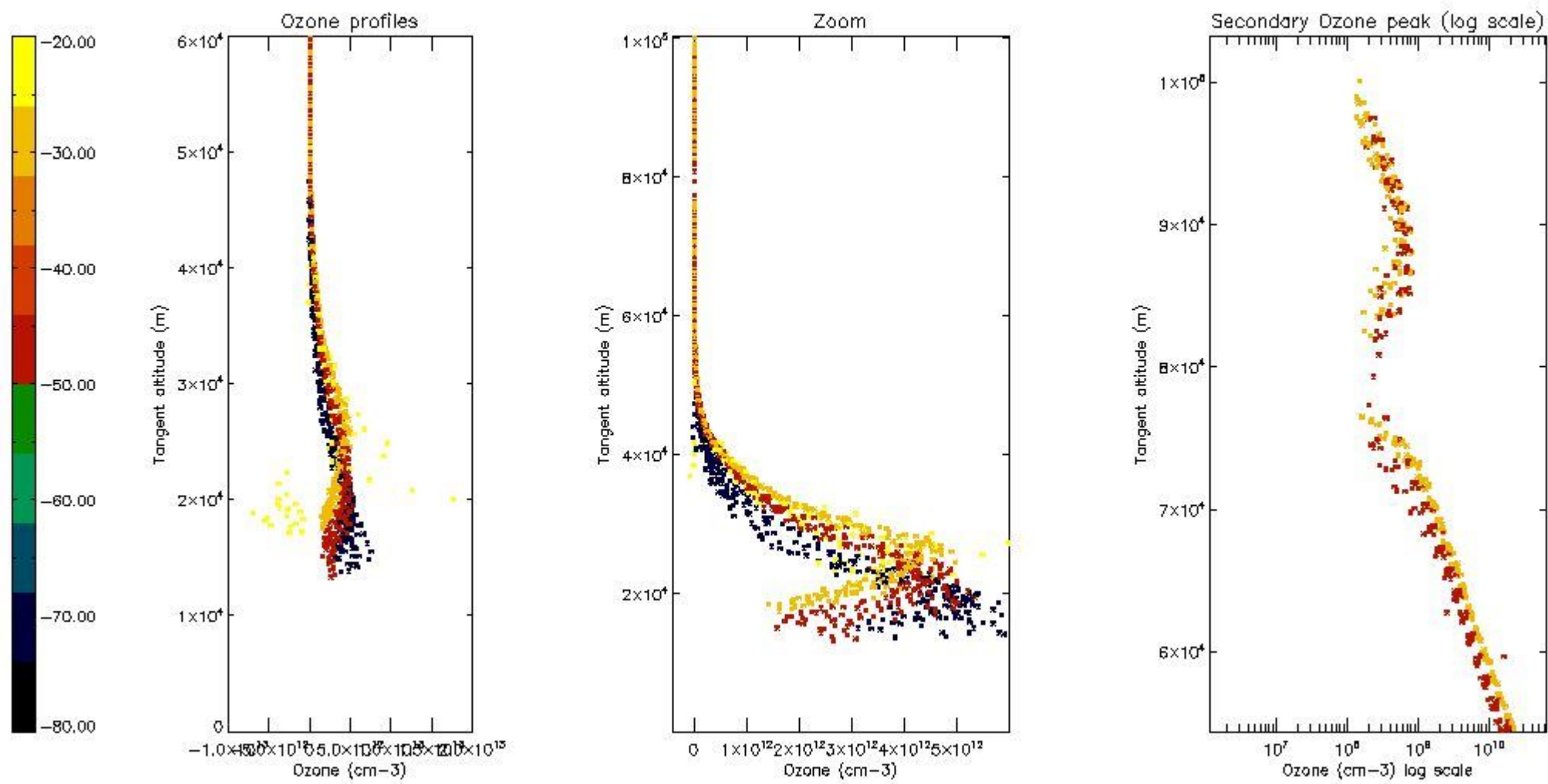
5.2 Plot ozone profiles for all STD (dark without errors)

The colorbar represents the latitude.



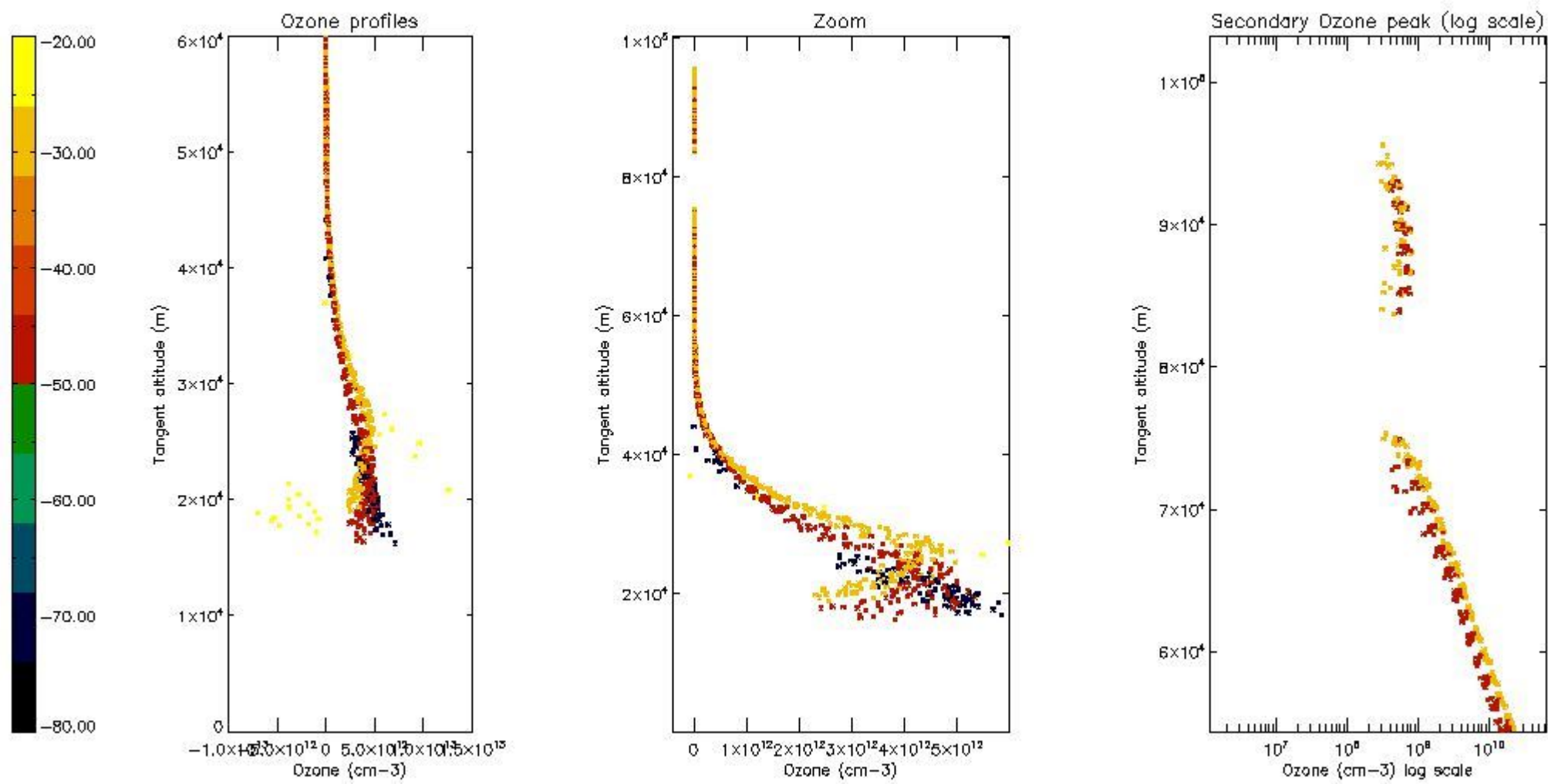
5.3 Plot ozone profiles where STD < 20% (dark without errors)

The colorbar represents the latitude.



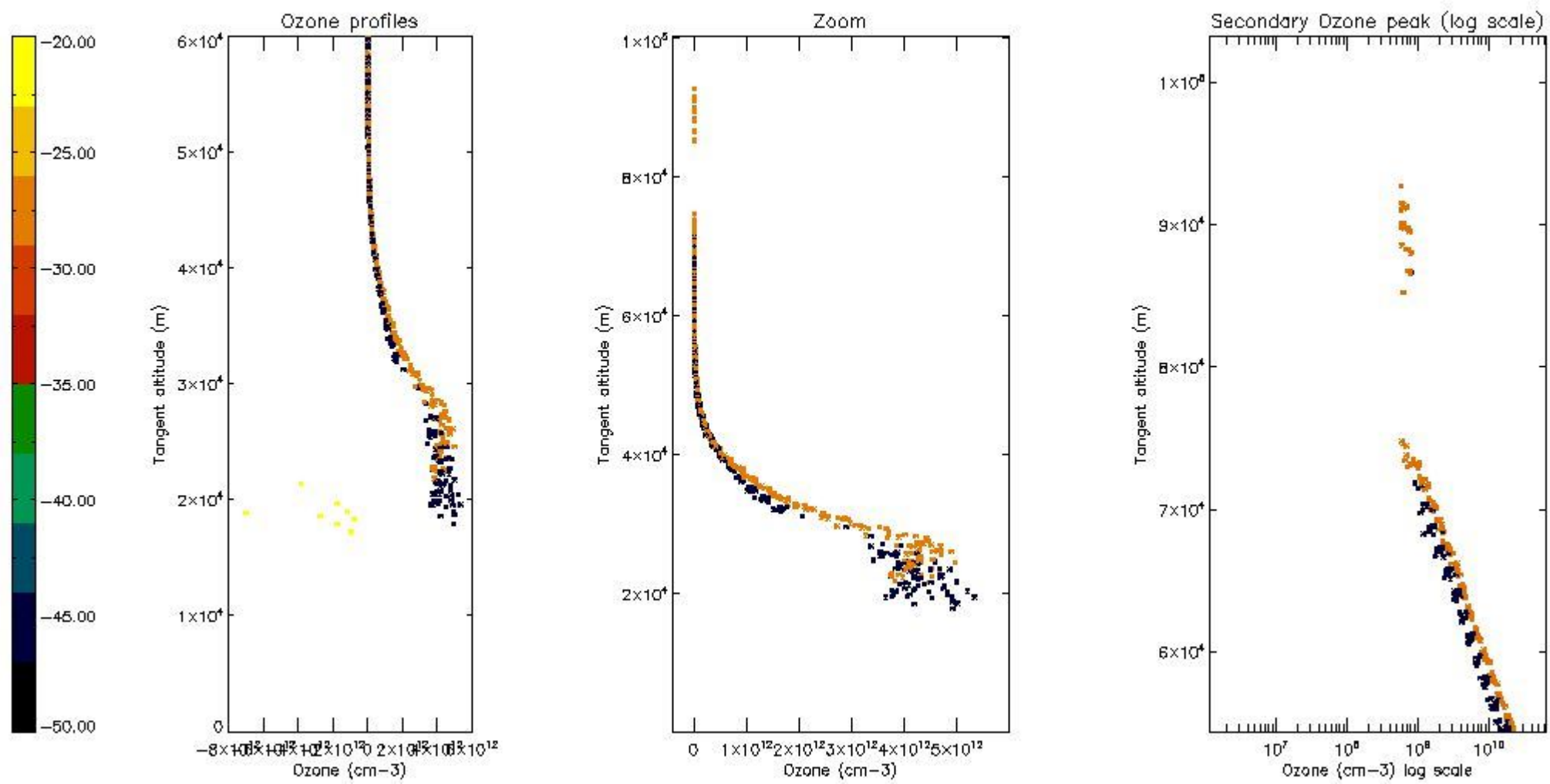
5.4 Plot ozone profiles where $STD < 10\%$ (dark without errors)

The colorbar represents the latitude.



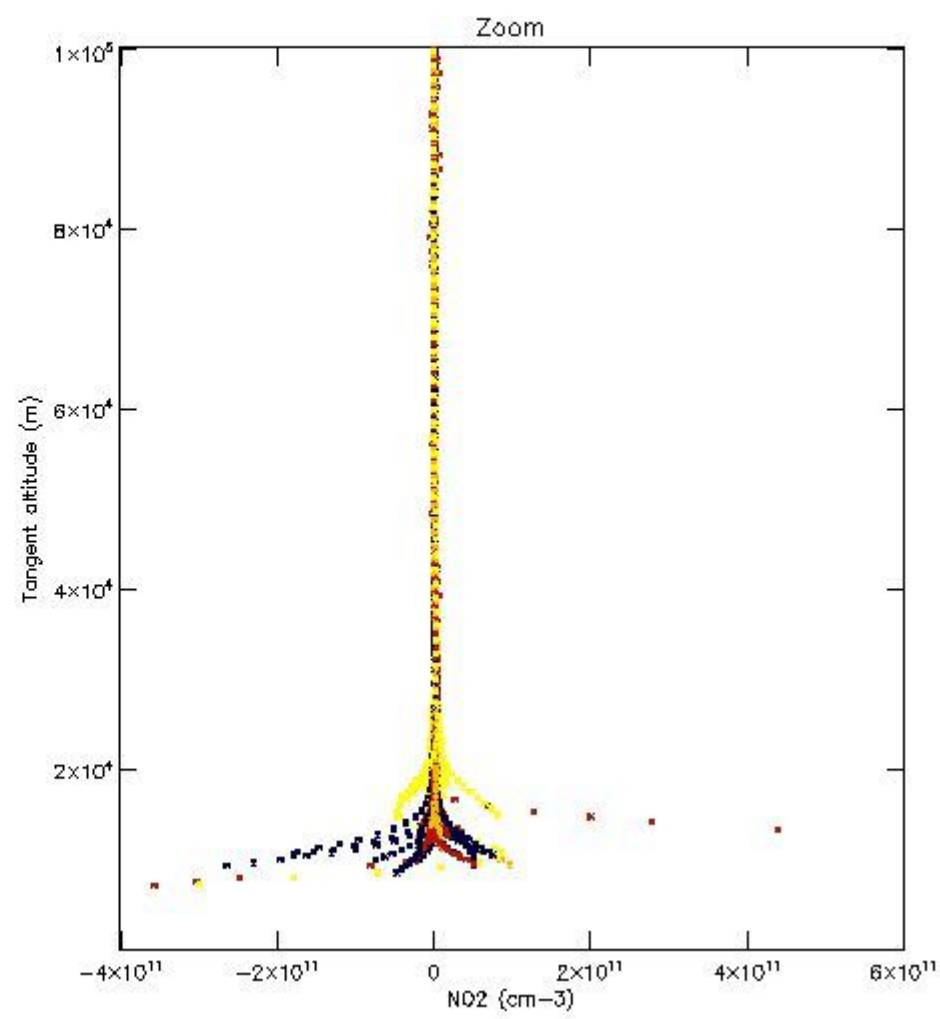
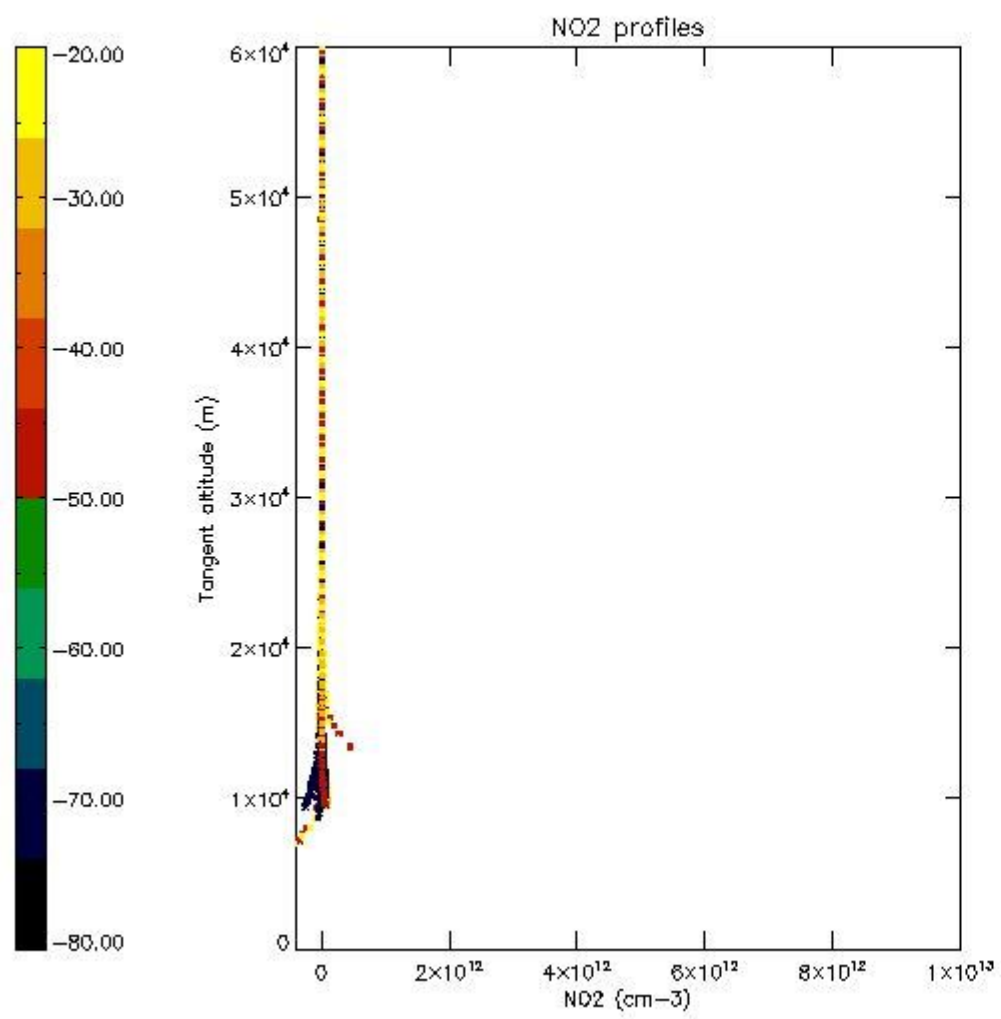
5.5 Plot ozone profiles where STD < 5% (dark without errors)

The colorbar represents the latitude.



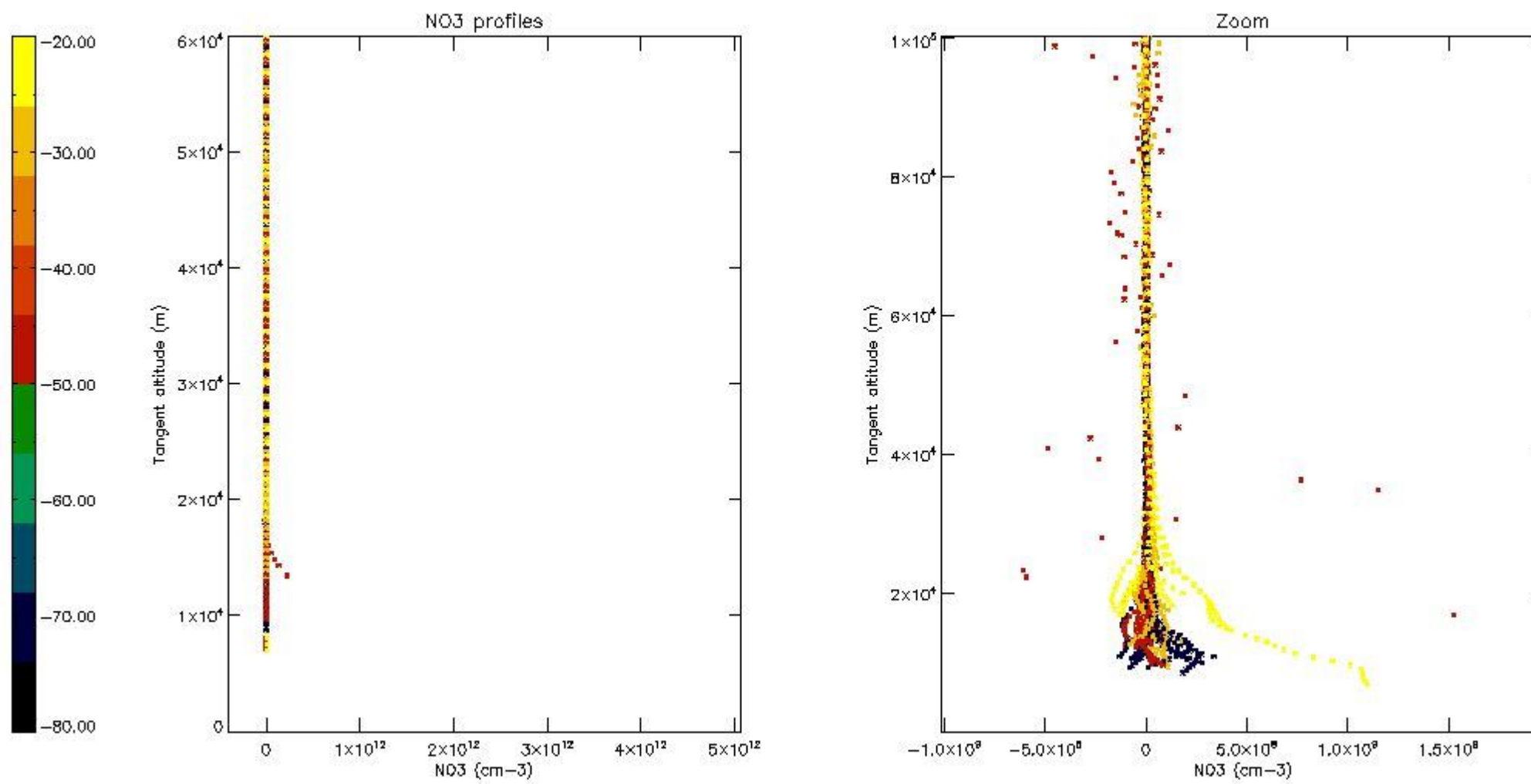
5.6 Plot NO₂ profiles for all STD (dark without errors)

The colorbar represents the latitude.



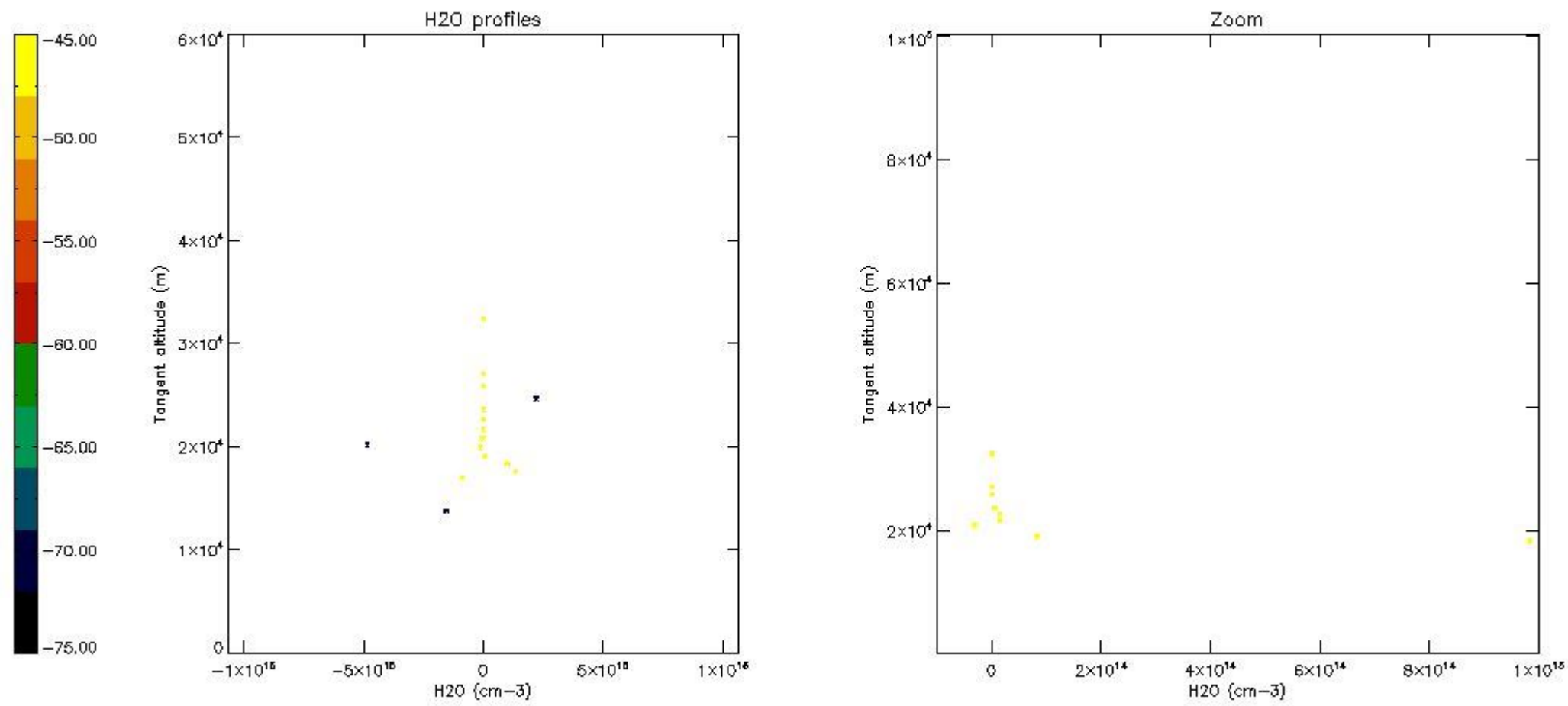
5.7 Plot NO3 profiles for all STD (dark without errors)

The colorbar represents the latitude.



5.8 Plot H2O profiles for all STD (only for occultations of stars 1,2,3,4,13,14,16,26,63 dark without errors)

The colorbar represents the latitude.



6. Auxiliary Data Files used for the production reported in section 2

The number reported in the third column indicates since which file (see list in section 2) the corresponding auxiliary file has been used. The fourth column is the date of those product files.

Type	Auxiliary Filename	Used since product	Used since product date
INST_PHYS_CHARACTERISTICS	GOM_INS_AXVIEC20091111_143220_20030716_120000_20500101_000000	1	05-MAY-2006 00:03:06
LEVEL-2_PROC_CONFIG	GOM_PR2_AXVIEC20091111_152718_20020301_000000_20500101_000000	1	05-MAY-2006 00:03:06
CROSS_SECTIONS_FILE	GOM_CRS_AXVIEC20091111_154832_20020301_000000_20500101_000000	1	05-MAY-2006 00:03:06

GOMOS Level 2 Daily Report

SUMMARY

[1. General Info](#)

[2. Summary of processed GOM_NL_2P products](#)

[3. Level 2 Quality information per product](#)

[3.1 Plot of level 2 quality information per product \(time dependant\)](#)

[3.2 Plot of level 2 quality information per product \(world map\)](#)

[4. Level 1 Quality information per product \(stored on level 2 products\)](#)

[4.1 Plot of level 1 quality information per product \(time dependant\)](#)

[4.1.1 Plot of level 1 quality information per product \(time dependant\): ASCENDING](#)

[4.1.2 Plot of level 1 quality information per product \(time dependant\): DESCENDING](#)

[4.2 Plot of level 1 quality information per product \(world map\)](#)

[4.2.1 Plot of level 1 quality information per product \(world map\): ASCENDING](#)

[4.2.2 Plot of level 1 quality information per product \(world map\): DESCENDING](#)

[5. Ozone profiles based on quality statistics and other trace gas profiles](#)

[5.1 Ozone statistics based on quality of products](#)

[5.2 Plot ozone profiles for all STD \(dark without errors\)](#)

[5.3 Plot ozone profiles where STD < 20% \(dark without errors\)](#)

[5.4. Plot ozone profiles where STD < 10% \(dark without errors\)](#)

[5.5. Plot ozone profiles where STD < 5% \(dark without errors\)](#)

[5.6 Plot NO2 profiles for all STD \(dark without errors\)](#)

[5.7 Plot NO3 profiles for all STD \(dark without errors\)](#)

[5.8 Plot H2O profiles \(only for occultations of stars 1,2,3,4,13,14,16,26,63 dark without errors\) for all STD](#)

[6. Auxiliary Data Files used for the production reported in section 2](#)

This report presents the daily analysis on parameters extracted from GOMOS level 2 data (GOM_NL__2P). It is intended to monitor some important parameters that will impact the quality of these products. A list of level 2 products (and content) that have arrived during the reporting day to the PCF is also given.

Item	Value
Time of report generation	23APR2013 20:09:10
Data source version	GOMOS/6.01
Start time of products	05-05-2006 (05MAY2006 00:00:00)
Stop time of products	06-05-2006 (06MAY2006 00:00:00)
Store outputs in DB	Yes
Nb of level 2 prods	233
Nb of prods with errors	0

2. Summary of processed GOM_NL__2P products.

Nr	Filename	UTC Start time	Limb	Duration	Star Id	Star Name	Star Mag	Star Temp	Nb Meas	Orbit	Prod. error
1	GOM_NL__2PRFIN20060505_000306_000000342047_00245_21842_9543.N1	05-MAY-2006 00:03:06	Bright	34.000	49	1Alp UMi	1.9900	6300.0	68	21842	No
2	GOM_NL__2PRFIN20060505_001107_000000342047_00245_21842_9544.N1	05-MAY-2006 00:11:07	Bright	34.000	110	37Del Cas	2.6780	8900.0	68	21842	No
3	GOM_NL__2PRFIN20060505_001226_000000362047_00245_21842_9545.N1	05-MAY-2006 00:12:26	Bright	36.000	68	18Alp Cas	2.2250	4500.0	72	21842	No
4	GOM_NL__2PRFIN20060505_003311_000000432047_00245_21842_9546.N1	05-MAY-2006 00:33:11	Dark	43.000	52	16Bet Cet	2.0370	4500.0	86	21842	No
5	GOM_NL__2PRFIN20060505_003832_000000522047_00245_21842_9547.N1	05-MAY-2006 00:38:32	Dark	51.500	18	24Alp PsA	1.1660	9700.0	103	21842	No
6	GOM_NL__2PRFIN20060505_004421_000000412047_00245_21842_9548.N1	05-MAY-2006 00:44:21	Dark	41.000	31	Alp Gru	1.7340	15200.	82	21842	No
7	GOM_NL__2PRFIN20060505_004647_000000392047_00246_21843_9528.N1	05-MAY-2006 00:46:47	Dark	38.500	148	Alp Tuc	2.8780	4100.0	77	21843	No
8	GOM_NL__2PRFIN20060505_005614_000000402047_00246_21843_9529.N1	05-MAY-2006 00:56:14	Straylight	40.000	43	Alp TrA	1.9100	4250.0	80	21843	No
9	GOM_NL__2PRFIN20060505_005825_000000392047_00246_21843_9530.N1	05-MAY-2006 00:58:25	Straylight	38.500	134	Bet TrA	2.8100	6600.0	77	21843	No
10	GOM_NL__2PRFIN20060505_010024_000000442047_00246_21843_9531.N1	05-MAY-2006 01:00:24	Straylight	44.000	4	Alp1Cen	-0.010000	5800.0	88	21843	No
11	GOM_NL__2PRFIN20060505_010351_000000402047_00246_21843_9532.N1	05-MAY-2006 01:03:51	Straylight	40.000	78	Alp Lup	2.3040	28000.	80	21843	No
12	GOM_NL__2PRFIN20060505_010523_000000402047_00246_21843_9533.N1	05-MAY-2006 01:05:23	Straylight	39.500	81	Eta Cen	2.3560	28000.	79	21843	No
13	GOM_NL__2PRFIN20060505_010726_000000432047_00246_21843_9534.N1	05-MAY-2006 01:07:26	Twilight_stray	43.000	54	5The Cen	2.0550	4500.0	86	21843	No
14	GOM_NL__2PRFIN20060505_011139_000000392047_00246_21843_9535.N1	05-MAY-2006 01:11:39	Bright	38.500	169	46Gam Hya	2.9910	4700.0	77	21843	No
15	GOM_NL__2PRFIN20060505_011456_000000382047_00246_21843_9536.N1	05-MAY-2006 01:14:56	Bright	37.500	15	67Alp Vir	0.97600	28000.	75	21843	No
16	GOM_NL__2PRFIN20060505_011803_000000362047_00246_21843_9537.N1	05-MAY-2006 01:18:03	Bright	36.000	121	29Gam Vir	2.7400	7200.0	72	21843	No
17	GOM_NL__2PRFIN20060505_012117_000000352047_00246_21843_9538.N1	05-MAY-2006 01:21:17	Bright	35.000	138	47Eps Vir	2.8280	4700.0	70	21843	No
18	GOM_NL__2PRFIN20060505_012857_000000352047_00246_21843_9539.N1	05-MAY-2006 01:28:57	Bright	34.500	152	12Alp2CVn	2.8900	11000.	69	21843	No
19	GOM_NL__2PRFIN20060505_013341_000000362047_00246_21843_9540.N1	05-MAY-2006 01:33:41	Bright	36.000	55	79Zet UMa	2.0600	10200.	72	21843	No
20	GOM_NL__2PRFIN20060505_013511_000000342047_00246_21843_9541.N1	05-MAY-2006 01:35:11	Bright	34.000	82	48Bet UMa	2.3650	10600.	68	21843	No
21	GOM_NL__2PRFIN20060505_013627_000000372047_00246_21843_9542.N1	05-MAY-2006 01:36:27	Bright	36.500	36	50Alp UMa	1.8000	6300.0	73	21843	No
22	GOM_NL__2PRFIN20060505_014342_000000362047_00246_21843_9543.N1	05-MAY-2006 01:43:42	Bright	35.500	49	1Alp UMi	1.9900	6300.0	71	21843	No
23	GOM_NL__2PRFIN20060505_015143_000000342047_00246_21843_9544.N1	05-MAY-2006 01:51:43	Bright	34.000	110	37Del Cas	2.6780	8900.0	68	21843	No
24	GOM_NL__2PRFIN20060505_015302_000000342047_00246_21843_9545.N1	05-MAY-2006 01:53:02	Bright	33.500	68	18Alp Cas	2.2250	4500.0	67	21843	No
25	GOM_NL__2PRFIN20060505_021348_000000442047_00246_21843_9546.N1	05-MAY-2006 02:13:48	Dark	43.500	52	16Bet Cet	2.0370	4500.0	87	21843	No
26	GOM_NL__2PRFIN20060505_021909_000000452047_00246_21843_9547.N1	05-MAY-2006 02:19:09	Dark	45.000	18	24Alp PsA	1.1660	9700.0	90	21843	No
27	GOM_NL__2PRFIN20060505_022458_000000492047_00246_21843_9548.N1	05-MAY-2006 02:24:58	Dark	48.500	31	Alp Gru	1.7340	15200.	97	21843	No
28	GOM_NL__2PRFIN20060505_022723_000000412047_00247_21844_9528.N1	05-MAY-2006 02:27:23	Dark	40.500	148	Alp Tuc	2.8780	4100.0	81	21844	No
29	GOM_NL__2PRFIN20060505_023650_000000422047_00247_21844_9529.N1	05-MAY-2006 02:36:50	Straylight	41.500	43	Alp TrA	1.9100	4250.0	83	21844	No
30	GOM_NL__2PRFIN20060505_023902_000000372047_00247_21844_9530.N1	05-MAY-2006 02:39:02	Straylight	37.000	134	Bet TrA	2.8100	6600.0	74	21844	No
31	GOM_NL__2PRFIN20060505_024100_000000492047_00247_21844_9531.N1	05-MAY-2006 02:41:00	Straylight	48.500	4	Alp1Cen	-0.010000	5800.0	97	21844	No
32	GOM_NL__2PRFIN20060505_024428_000000392047_00247_21844_9532.N1	05-MAY-2006 02:44:28	Straylight	38.500	78	Alp Lup	2.3040	28000.	77	21844	No
33	GOM_NL__2PRFIN20060505_024559_000000402047_00247_21844_9533.N1	05-MAY-2006 02:45:59	Straylight	40.000	81	Eta Cen	2.3560	28000.	80	21844	No
34	GOM_NL__2PRFIN20060505_024802_000000442047_00247_21844_9534.N1	05-MAY-2006 02:48:02	Twilight_stray	44.000	54	5The Cen	2.0550	4500.0	88	21844	No
35	GOM_NL__2PRFIN20060505_025215_000000382047_00247_21844_9535.N1	05-MAY-2006 02:52:15	Bright	38.000	169	46Gam Hya	2.9910	4700.0	76	21844	No
36	GOM_NL__2PRFIN20060505_025532_000000392047_00247_21844_9536.N1	05-MAY-2006 02:55:32	Bright	38.500	15	67Alp Vir	0.97600	28000.	77	21844	No
37	GOM_NL__2PRFIN20060505_025839_000000372047_00247_21844_9537.N1	05-MAY-2006 02:58:39	Bright	36.500	121	29Gam Vir	2.7400	7200.0	73	21844	No
38	GOM_NL__2PRFIN20060505_030154_000000352047_00247_21844_9538.N1	05-MAY-2006 03:01:54	Bright	35.000	138	47Eps Vir	2.8280	4700.0	70	21844	No
39	GOM_NL__2PRFIN20060505_030933_000000352047_00247_21844_9539.N1	05-MAY-2006 03:09:33	Bright	34.500	152	12Alp2CVn	2.8900	11000.	69	21844	No
40	GOM_NL__2PRFIN20060505_031417_000000352047_00247_21844_9540.N1	05-MAY-2006 03:14:17	Bright	35.000	55	79Zet UMa	2.0600	10200.	70	21844	No
41	GOM_NL__2PRFIN20060505_031547_000000342047_00247_21844_9541.N1	05-MAY-2006 03:15:47	Bright	33.500	82	48Bet UMa	2.3650	10600.	67	21844	No
42	GOM_NL__2PRFIN20060505_031703_000000362047_00247_21844_9542.N1	05-MAY-2006 03:17:03	Bright	36.000	36	50Alp UMa	1.8000	6300.0	72	21844	No

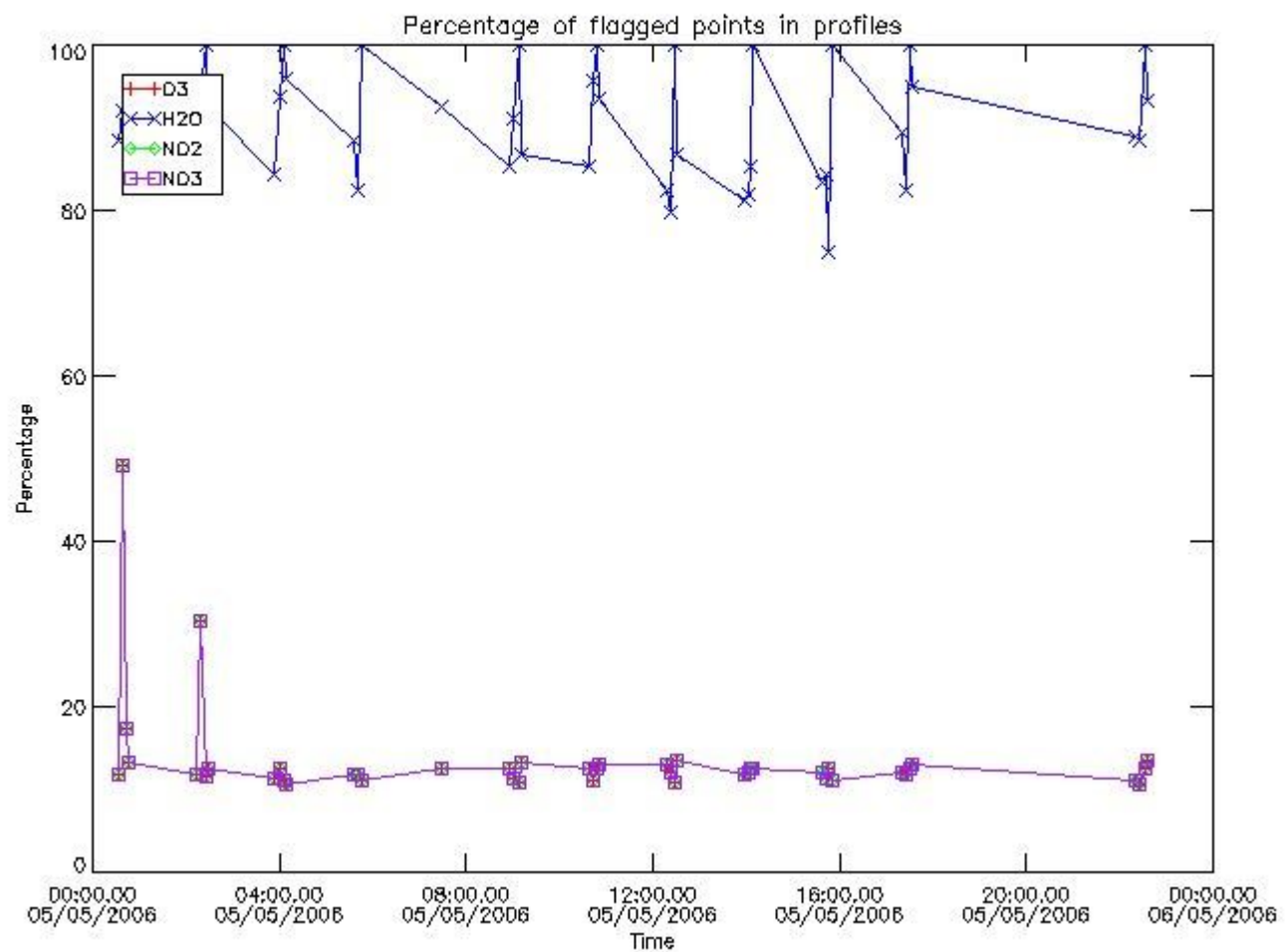
43	GOM_NL__2PRFIN20060505_032418_000000372047_00247_21844_9543.N1	05-MAY-2006 03:24:18	Bright	36.500	49	1Alp UMi	1.9900	6300.0	73	21844	No
44	GOM_NL__2PRFIN20060505_033219_000000342047_00247_21844_9544.N1	05-MAY-2006 03:32:19	Bright	33.500	110	37Del Cas	2.6780	8900.0	67	21844	No
45	GOM_NL__2PRFIN20060505_033338_000000342047_00247_21844_9545.N1	05-MAY-2006 03:33:38	Bright	33.500	68	18Alp Cas	2.2250	4500.0	67	21844	No
46	GOM_NL__2PRFIN20060505_035424_000000452047_00247_21844_9546.N1	05-MAY-2006 03:54:24	Dark	45.000	52	16Bet Cet	2.0370	4500.0	90	21844	No
47	GOM_NL__2PRFIN20060505_035945_000000492047_00247_21844_9547.N1	05-MAY-2006 03:59:45	Dark	48.500	18	24Alp PsA	1.1660	9700.0	97	21844	No
48	GOM_NL__2PRFIN20060505_040534_000000462047_00247_21844_9548.N1	05-MAY-2006 04:05:34	Dark	45.500	31	Alp Gru	1.7340	15200.	91	21844	No
49	GOM_NL__2PRFIN20060505_040800_000000482047_00248_21845_9528.N1	05-MAY-2006 04:08:00	Dark	48.000	148	Alp Tuc	2.8780	4100.0	96	21845	No
50	GOM_NL__2PRFIN20060505_041726_000000422047_00248_21845_9529.N1	05-MAY-2006 04:17:26	Straylight	41.500	43	Alp TrA	1.9100	4250.0	83	21845	No
51	GOM_NL__2PRFIN20060505_041938_000000382047_00248_21845_9530.N1	05-MAY-2006 04:19:38	Straylight	37.500	134	Bet TrA	2.8100	6600.0	75	21845	No
52	GOM_NL__2PRFIN20060505_042136_000000422047_00248_21845_9531.N1	05-MAY-2006 04:21:36	Straylight	41.500	4	Alp1Cen	-0.010000	5800.0	83	21845	No
53	GOM_NL__2PRFIN20060505_042504_000000392047_00248_21845_9532.N1	05-MAY-2006 04:25:04	Straylight	39.000	78	Alp Lup	2.3040	28000.	78	21845	No
54	GOM_NL__2PRFIN20060505_042636_000000392047_00248_21845_9533.N1	05-MAY-2006 04:26:36	Straylight	39.000	81	Eta Cen	2.3560	28000.	78	21845	No
55	GOM_NL__2PRFIN20060505_042838_000000442047_00248_21845_9534.N1	05-MAY-2006 04:28:38	Twi_and_stray	44.000	54	5The Cen	2.0550	4500.0	88	21845	No
56	GOM_NL__2PRFIN20060505_043251_000000372047_00248_21845_9535.N1	05-MAY-2006 04:32:51	Bright	36.500	169	46Gam Hya	2.9910	4700.0	73	21845	No
57	GOM_NL__2PRFIN20060505_043609_000000392047_00248_21845_9536.N1	05-MAY-2006 04:36:09	Bright	38.500	15	67Alp Vir	0.97600	28000.	77	21845	No
58	GOM_NL__2PRFIN20060505_043915_000000372047_00248_21845_9537.N1	05-MAY-2006 04:39:15	Bright	36.500	121	29Gam Vir	2.7400	7200.0	73	21845	No
59	GOM_NL__2PRFIN20060505_044230_000000352047_00248_21845_9538.N1	05-MAY-2006 04:42:30	Bright	35.000	138	47Eps Vir	2.8280	4700.0	70	21845	No
60	GOM_NL__2PRFIN20060505_045010_000000452047_00248_21845_9539.N1	05-MAY-2006 04:50:10	Bright	45.000	152	12Alp2CVn	2.8900	11000.	90	21845	No
61	GOM_NL__2PRFIN20060505_045453_000000372047_00248_21845_9540.N1	05-MAY-2006 04:54:53	Bright	36.500	55	79Zet UMa	2.0600	10200.	73	21845	No
62	GOM_NL__2PRFIN20060505_045624_000000352047_00248_21845_9541.N1	05-MAY-2006 04:56:24	Bright	35.000	82	48Bet UMa	2.3650	10600.	70	21845	No
63	GOM_NL__2PRFIN20060505_045740_000000382047_00248_21845_9542.N1	05-MAY-2006 04:57:40	Bright	38.000	36	50Alp UMa	1.8000	6300.0	76	21845	No
64	GOM_NL__2PRFIN20060505_050454_000000332047_00248_21845_9543.N1	05-MAY-2006 05:04:54	Bright	33.000	49	1Alp UMi	1.9900	6300.0	66	21845	No
65	GOM_NL__2PRFIN20060505_051255_000000422047_00248_21845_9544.N1	05-MAY-2006 05:12:55	Bright	41.500	110	37Del Cas	2.6780	8900.0	83	21845	No
66	GOM_NL__2PRFIN20060505_051415_000000352047_00248_21845_9545.N1	05-MAY-2006 05:14:15	Bright	35.000	68	18Alp Cas	2.2250	4500.0	70	21845	No
67	GOM_NL__2PRFIN20060505_053500_000000442047_00248_21845_9546.N1	05-MAY-2006 05:35:00	Dark	43.500	52	16Bet Cet	2.0370	4500.0	87	21845	No
68	GOM_NL__2PRFIN20060505_054022_000000432047_00248_21845_9547.N1	05-MAY-2006 05:40:22	Dark	43.000	18	24Alp PsA	1.1660	9700.0	86	21845	No
69	GOM_NL__2PRFIN20060505_054611_000000462047_00248_21845_9548.N1	05-MAY-2006 05:46:11	Dark	45.500	31	Alp Gru	1.7340	15200.	91	21845	No
70	GOM_NL__2PRFIN20060505_072913_000000412047_00250_21847_9548.N1	05-MAY-2006 07:29:13	Dark	41.000	148	Alp Tuc	2.8780	4100.0	82	21847	No
71	GOM_NL__2PRFIN20060505_073839_000000472047_00250_21847_9549.N1	05-MAY-2006 07:38:39	Straylight	47.000	43	Alp TrA	1.9100	4250.0	94	21847	No
72	GOM_NL__2PRFIN20060505_074051_000000392047_00250_21847_9550.N1	05-MAY-2006 07:40:51	Straylight	38.500	134	Bet TrA	2.8100	6600.0	77	21847	No
73	GOM_NL__2PRFIN20060505_074249_000000442047_00250_21847_9551.N1	05-MAY-2006 07:42:49	Straylight	44.000	4	Alp1Cen	-0.010000	5800.0	88	21847	No
74	GOM_NL__2PRFIN20060505_074617_000000382047_00250_21847_9552.N1	05-MAY-2006 07:46:17	Straylight	38.000	78	Alp Lup	2.3040	28000.	76	21847	No
75	GOM_NL__2PRFIN20060505_074749_000000412047_00250_21847_9553.N1	05-MAY-2006 07:47:49	Straylight	41.000	81	Eta Cen	2.3560	28000.	82	21847	No
76	GOM_NL__2PRFIN20060505_074951_000000412047_00250_21847_9554.N1	05-MAY-2006 07:49:51	Twi_and_stray	41.000	54	5The Cen	2.0550	4500.0	82	21847	No
77	GOM_NL__2PRFIN20060505_075404_000000382047_00250_21847_9555.N1	05-MAY-2006 07:54:04	Bright	38.000	169	46Gam Hya	2.9910	4700.0	76	21847	No
78	GOM_NL__2PRFIN20060505_075721_000000392047_00250_21847_9556.N1	05-MAY-2006 07:57:21	Bright	38.500	15	67Alp Vir	0.97600	28000.	77	21847	No
79	GOM_NL__2PRFIN20060505_080028_000000362047_00250_21847_9557.N1	05-MAY-2006 08:00:28	Bright	35.500	121	29Gam Vir	2.7400	7200.0	71	21847	No
80	GOM_NL__2PRFIN20060505_080342_000000352047_00250_21847_9558.N1	05-MAY-2006 08:03:42	Bright	35.000	138	47Eps Vir	2.8280	4700.0	70	21847	No
81	GOM_NL__2PRFIN20060505_081122_000000352047_00250_21847_9559.N1	05-MAY-2006 08:11:22	Bright	34.500	152	12Alp2CVn	2.8900	11000.	69	21847	No
82	GOM_NL__2PRFIN20060505_081605_000000362047_00250_21847_9560.N1	05-MAY-2006 08:16:05	Bright	36.000	55	79Zet UMa	2.0600	10200.	72	21847	No
83	GOM_NL__2PRFIN20060505_081736_000000362047_00250_21847_9561.N1	05-MAY-2006 08:17:36	Bright	36.000	82	48Bet UMa	2.3650	10600.	72	21847	No
84	GOM_NL__2PRFIN20060505_081852_000000372047_00250_21847_9562.N1	05-MAY-2006 08:18:52	Bright	36.500	36	50Alp UMa	1.8000	6300.0	73	21847	No
85	GOM_NL__2PRFIN20060505_082606_000000362047_00250_21847_9563.N1	05-MAY-2006 08:26:06	Bright	35.500	49	1Alp UMi	1.9900	6300.0	71	21847	No
86	GOM_NL__2PRFIN20060505_083408_000000352047_00250_21847_9564.N1	05-MAY-2006 08:34:08	Bright	35.000	110	37Del Cas	2.6780	8900.0	70	21847	No
87	GOM_NL__2PRFIN20060505_083527_000000352047_00250_21847_9565.N1	05-MAY-2006 08:35:27	Bright	35.000	68	18Alp Cas	2.2250	4500.0	70	21847	No
88	GOM_NL__2PRFIN20060505_085612_000000452047_00250_21847_9566.N1	05-MAY-2006 08:56:12	Dark	45.000	52	16Bet Cet	2.0370	4500.0	90	21847	No
89	GOM_NL__2PRFIN20060505_090135_000000452047_00250_21847_9567.N1	05-MAY-2006 09:01:35	Dark	45.000	18	24Alp PsA	1.1660	9700.0	90	21847	No
90	GOM_NL__2PRFIN20060505_090724_000000472047_00250_21847_9568.N1	05-MAY-2006 09:07:24	Dark	46.500	31	Alp Gru	1.7340	15200.	93	21847	No
91	GOM_NL__2PRFIN20060505_090949_000000392047_00251_21848_9548.N1	05-MAY-2006 09:09:49	Dark	38.500	148	Alp Tuc	2.8780	4100.0	77	21848	No
92	GOM_NL__2PRFIN20060505_091915_000000422047_00251_21848_9549.N1	05-MAY-2006 09:19:15	Straylight	41.500	43	Alp TrA	1.9100	4250.0	83	21848	No
93	GOM_NL__2PRFIN20060505_092127_000000392047_00251_21848_9550.N1	05-MAY-2006 09:21:27	Straylight	39.000	134	Bet TrA	2.8100	6600.0	78	21848	No
94	GOM_NL__2PRFIN20060505_092325_000000512047_00251_21848_9551.N1	05-MAY-2006 09:23:25	Straylight	50.500	4	Alp1Cen	-0.010000	5800.0	101	21848	No
95	GOM_NL__2PRFIN20060505_092653_000000382047_00251_21848_9552.N1	05-MAY-2006 09:26:53	Straylight	37.500	78	Alp Lup	2.3040	28000.	75	21848	No
96	GOM_NL__2PRFIN20060505_092825_000000392047_00251_21848_9553.N1	05-MAY-2006 09:28:25	Straylight	38.500	81	Eta Cen	2.3560	28000.	77	21848	No
97	GOM_NL__2PRFIN20060505_093027_000000442047_00251_21848_9554.N1	05-MAY-2006 09:30:27	Twi_and_stray	44.000	54	5The Cen	2.0550	4500.0	88	21848	No
98	GOM_NL__2PRFIN20060505_093440_000000412047_00251_21848_9555.N1	05-MAY-2006 09:34:40	Bright	40.500	169	46Gam Hya	2.9910	4700.0	81	21848	No
99	GOM_NL__2PRFIN20060505_093757_000000382047_00251_21848_9556.N1	05-MAY-2006 09:37:57	Bright	38.000	15	67Alp Vir	0.97600	28000.	76	21848	No
100	GOM_NL__2PRFIN20060505_094104_000000362047_00251_21848_9557.N1	05-MAY-2006 09:41:04	Bright	35.500	121	29Gam Vir	2.7400	7200.0	71	21848	No
101	GOM_NL__2PRFIN20060505_094418_000000362047_00251_21848_9558.N1	05-MAY-2006 09:44:18	Bright	35.500	138	47Eps Vir	2.8280	4700.0	71	21848	No

220	GOM_NL__2PRFIN20060505_224814_000000522047_00259_21856_9552.N1	05-MAY-2006 22:48:14	Straylight	52.000	4	Alp1Cen	-0.010000	5800.0	104	21856	No
221	GOM_NL__2PRFIN20060505_225143_000000422047_00259_21856_9553.N1	05-MAY-2006 22:51:43	Straylight	41.500	78	Alp Lup	2.3040	28000.	83	21856	No
222	GOM_NL__2PRFIN20060505_225314_000000402047_00259_21856_9554.N1	05-MAY-2006 22:53:14	Straylight	39.500	81	Eta Cen	2.3560	28000.	79	21856	No
223	GOM_NL__2PRFIN20060505_225516_000000452047_00259_21856_9555.N1	05-MAY-2006 22:55:16	Twilight_stray	45.000	54	5The Cen	2.0550	4500.0	90	21856	No
224	GOM_NL__2PRFIN20060505_225928_000000392047_00259_21856_9556.N1	05-MAY-2006 22:59:28	Bright	38.500	169	46Gam Hya	2.9910	4700.0	77	21856	No
225	GOM_NL__2PRFIN20060505_230245_000000382047_00259_21856_9557.N1	05-MAY-2006 23:02:45	Bright	37.500	15	67Alp Vir	0.97600	28000.	75	21856	No
226	GOM_NL__2PRFIN20060505_230553_000000362047_00259_21856_9558.N1	05-MAY-2006 23:05:53	Bright	36.000	121	29Gam Vir	2.7400	7200.0	72	21856	No
227	GOM_NL__2PRFIN20060505_230906_000000352047_00259_21856_9559.N1	05-MAY-2006 23:09:06	Bright	35.000	138	47Eps Vir	2.8280	4700.0	70	21856	No
228	GOM_NL__2PRFIN20060505_231645_000000342047_00259_21856_9560.N1	05-MAY-2006 23:16:45	Bright	34.000	152	12Alp2CVn	2.8900	11000.	68	21856	No
229	GOM_NL__2PRFIN20060505_232127_000000372047_00259_21856_9561.N1	05-MAY-2006 23:21:27	Bright	37.000	55	79Zet UMa	2.0600	10200.	74	21856	No
230	GOM_NL__2PRFIN20060505_232418_000000372047_00259_21856_9562.N1	05-MAY-2006 23:24:18	Bright	36.500	36	50Alp UMa	1.8000	6300.0	73	21856	No
231	GOM_NL__2PRFIN20060505_233129_000000332047_00259_21856_9563.N1	05-MAY-2006 23:31:29	Bright	33.000	49	1Alp UMi	1.9900	6300.0	66	21856	No
232	GOM_NL__2PRFIN20060505_233935_000000352047_00259_21856_9564.N1	05-MAY-2006 23:39:35	Bright	35.000	76	27Gam Cas	2.3000	30000.	70	21856	No
233	GOM_NL__2PRFIN20060505_234050_000000372047_00259_21856_9565.N1	05-MAY-2006 23:40:50	Bright	36.500	68	18Alp Cas	2.2250	4500.0	73	21856	No

3. Quality information per product

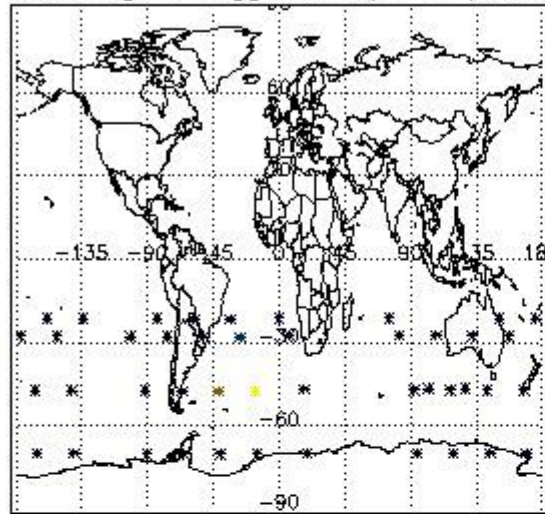
In this section it is plotted some information contained in the Quality Summary data set of the level 2 products. Only products in dark limb conditions and without errors (error flag in the MPH set to "0") are used.

3.1 Plot quality information per product (time dependant)

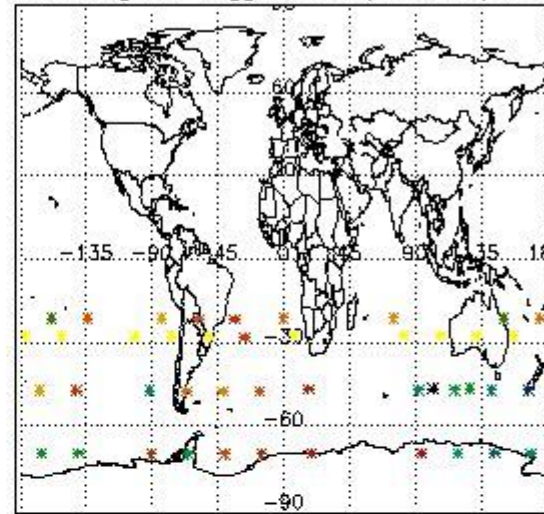


3.2 Plot quality information per product (world map)

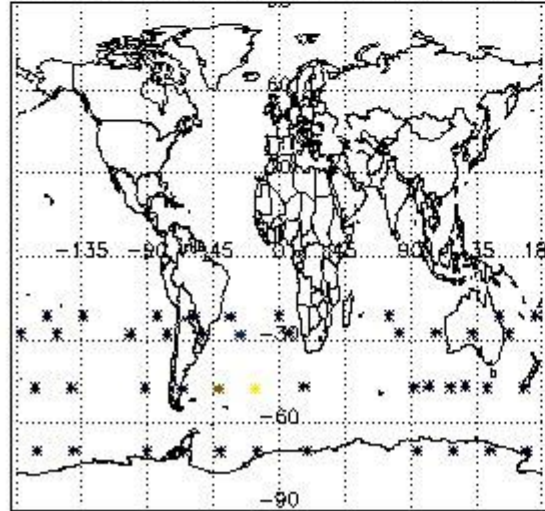
Percentage of flagged data per O3 profile



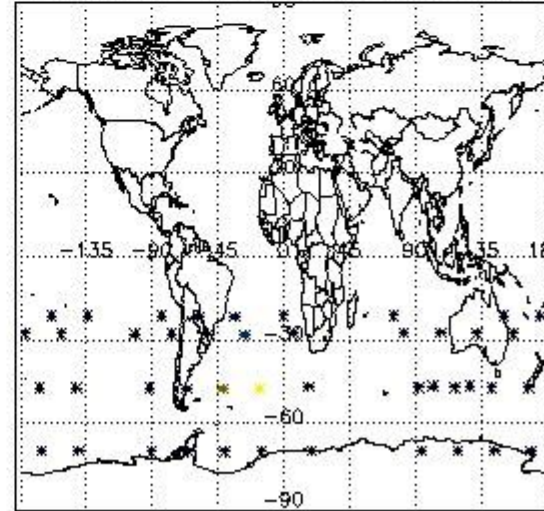
Percentage of flagged data per H2O profile



Percentage of flagged data per NO2 profile



Percentage of flagged data per NO3 profile

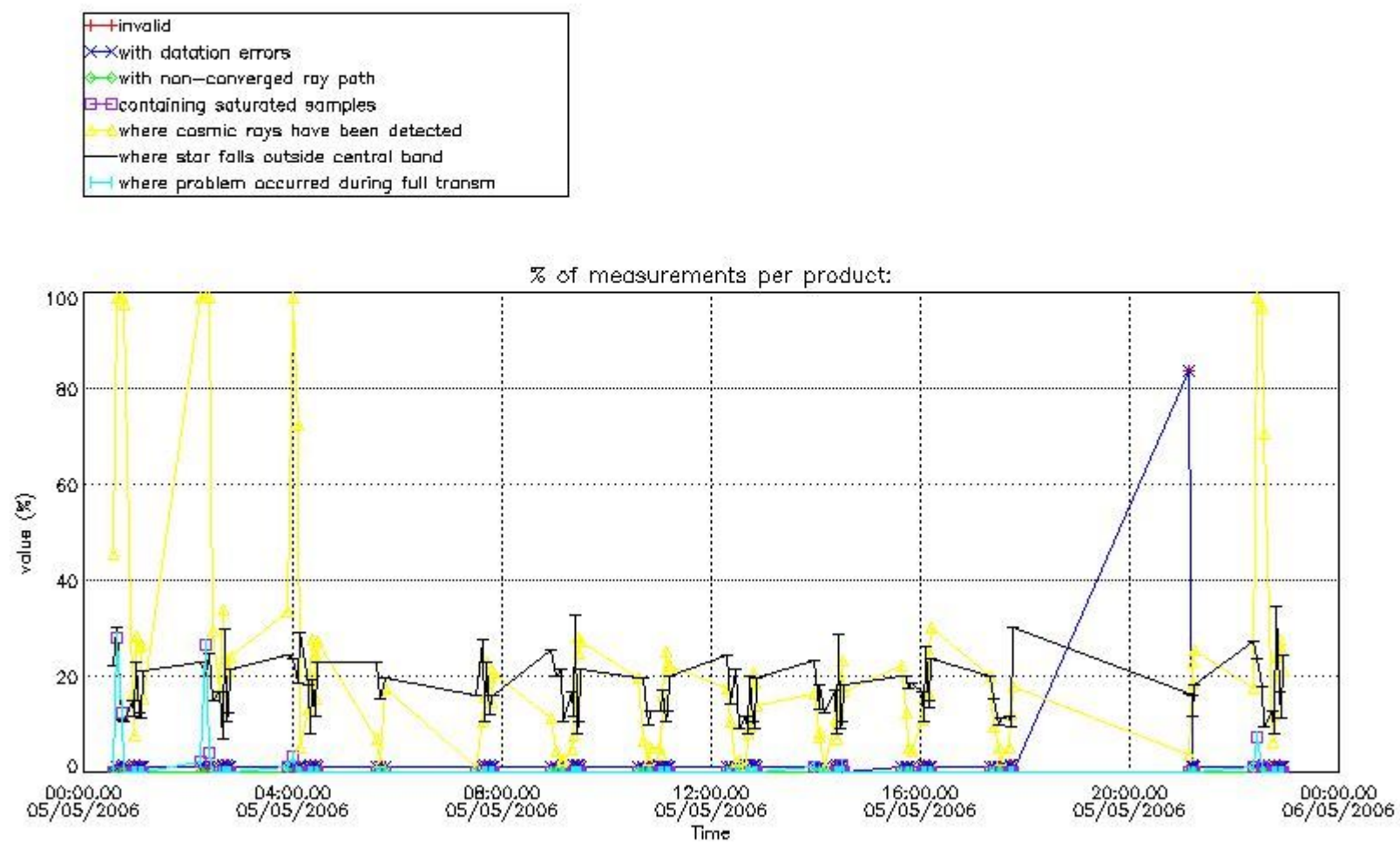


4. Level 1 quality information per product

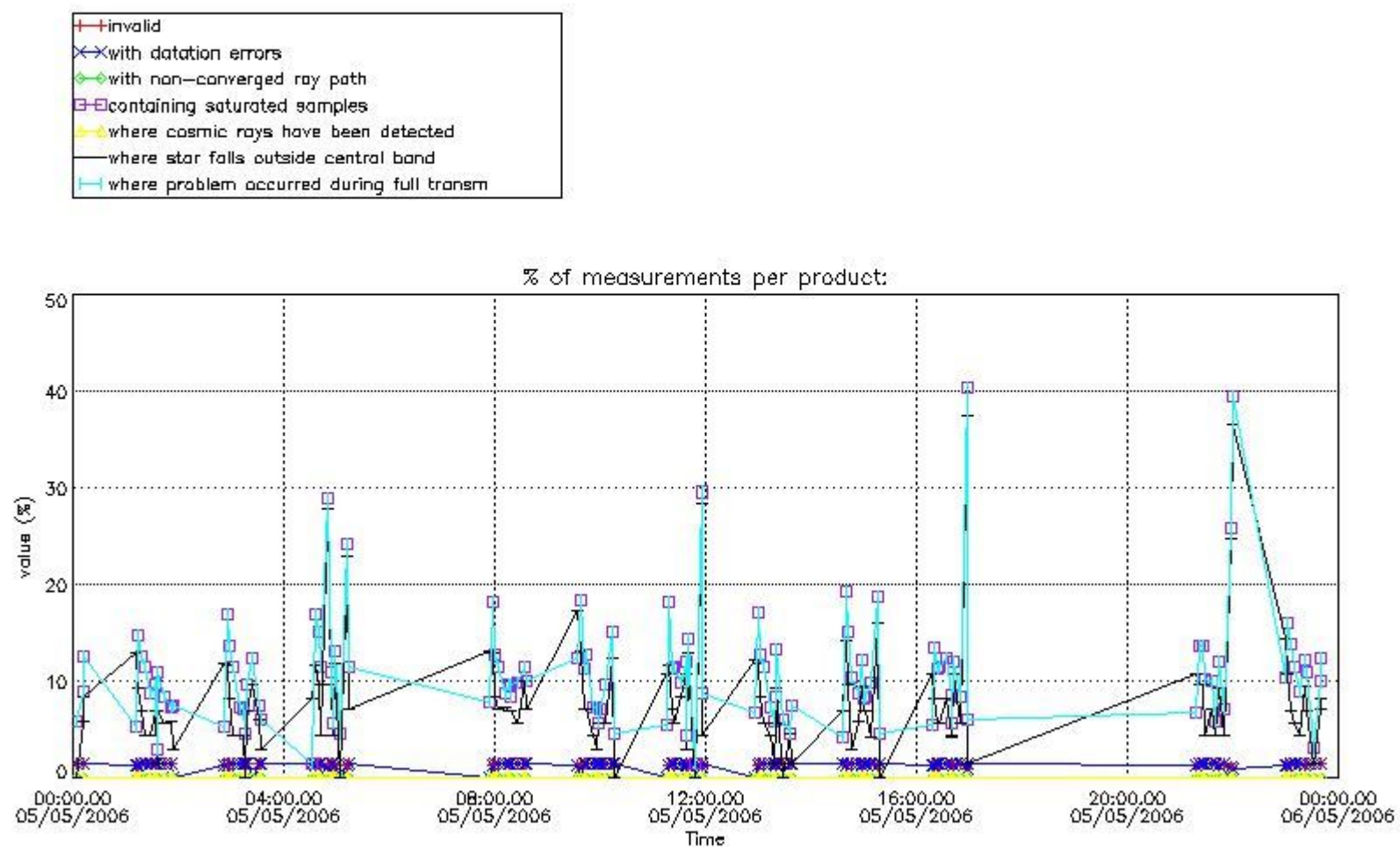
In this section it is plotted some information contained in the Quality Summary data set of the level 2 products that comes from the level 1b processing. Products without errors (error flag in the MPH set to "0") are used.

4.1 Plot quality information per product (time dependant) coming from level 1b processing

4.1.1 Plot level 1 quality information per product (time dependant): ENVISAT ASCENDING passes



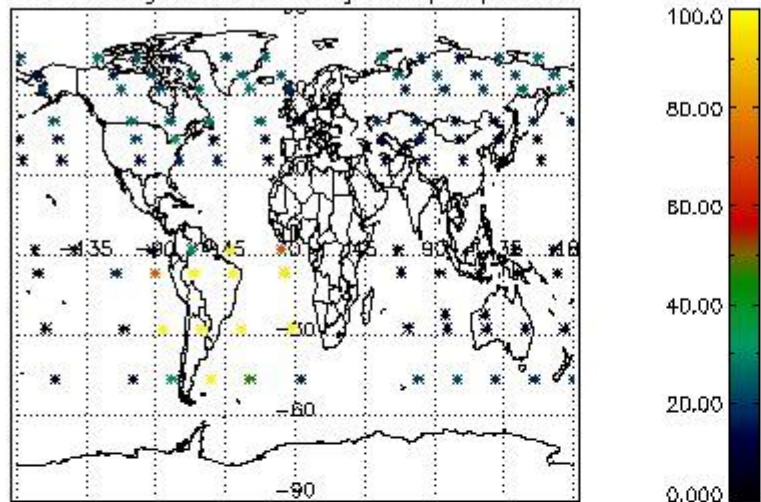
4.1.2 Plot level 1 quality information per product (time dependant): ENVISAT DESCENDING passes



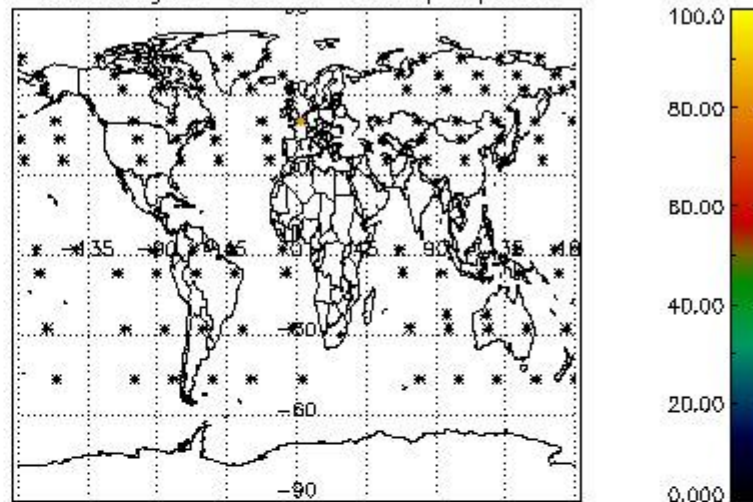
4.2 Plot quality information per product coming from level 1b processing (world map)

4.2.1 Plot level 1 quality information per product (world map): ENVISAT ASCENDING passes

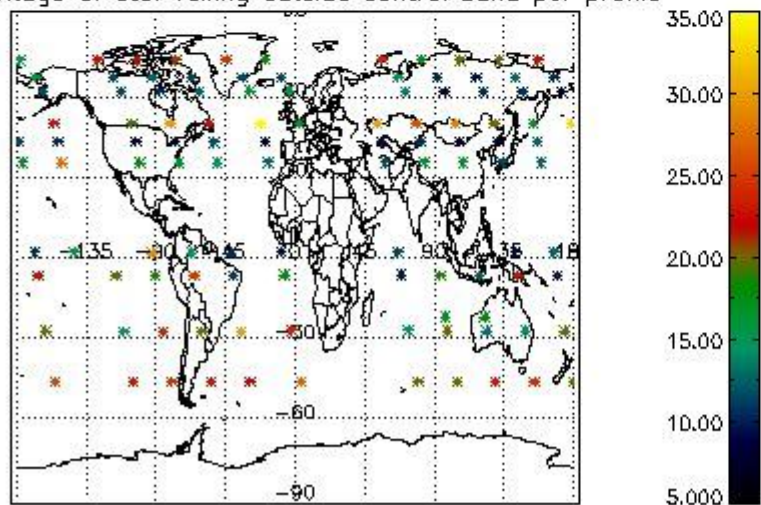
Percentage of cosmic ray hits per profile



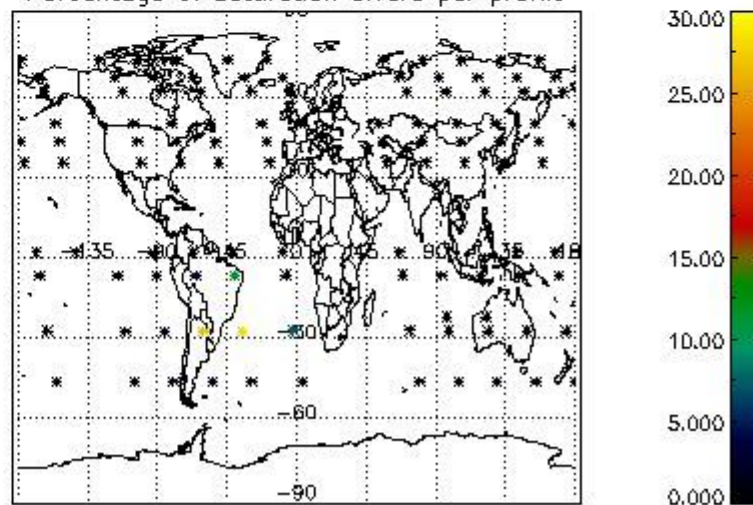
Percentage of datation errors per profile



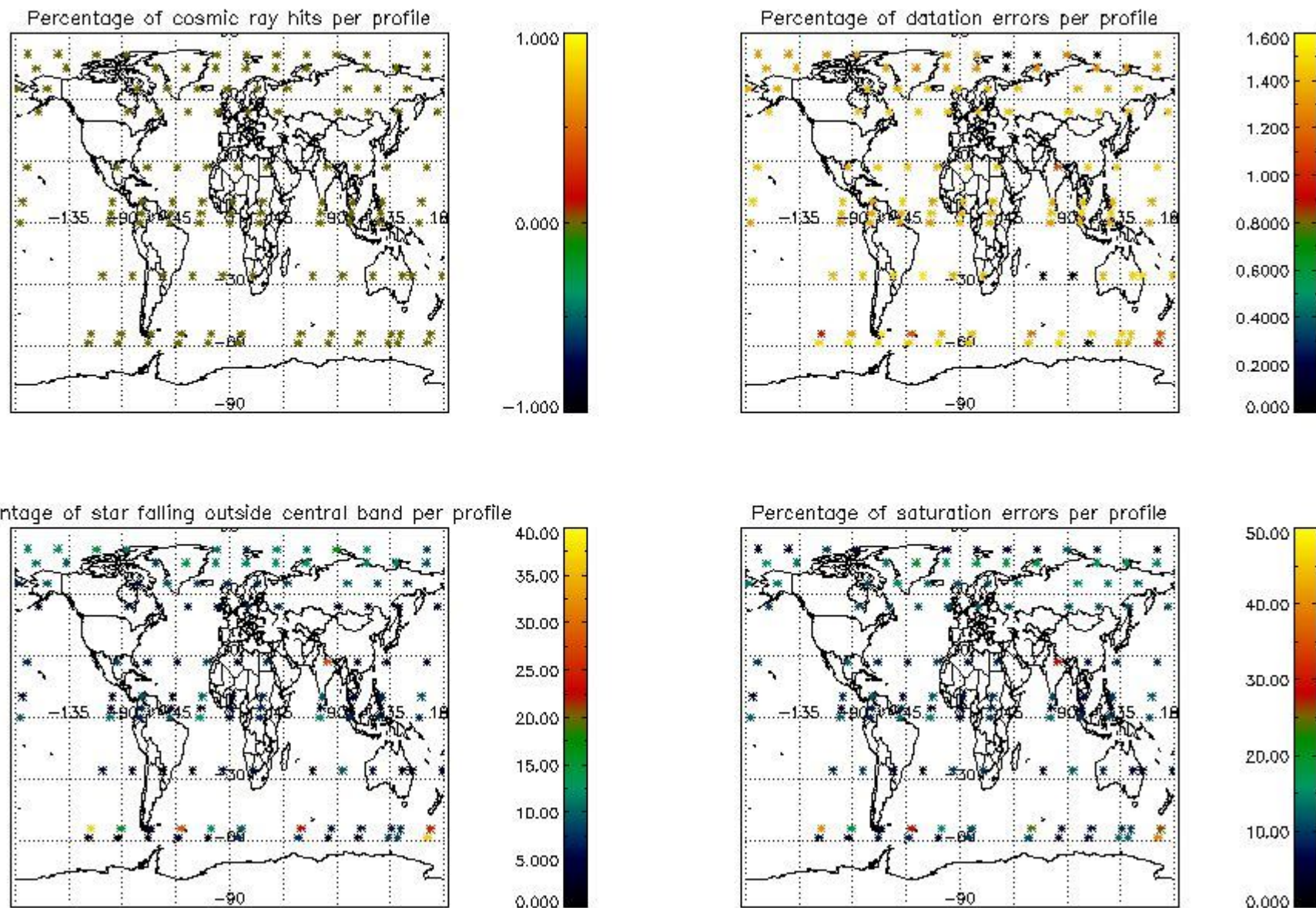
Percentage of star falling outside central band per profile



Percentage of saturation errors per profile



4.2.2 Plot level 1 quality information per product (world map): ENVISAT DESCENDING passes



5. Trace gas profiles

5.1 Ozone statistics based on quality of products

The final quality of the products can be "measured" using the STD (Standard Deviation) attached to every point profile. This information is written to the parameter GOM_NL__2P/NL_LOCAL_SPECIES_DENSITY/o3_std of the level 2 products. The table below shows the statistics for given STD ranges.

The statistics are given with respect to the overall valid production:

- Products without fatal errors: GOM_NL__2P/MPH/PRODUCT_ERR=0
- Valid point profile: GOM_NL__2P/NL_LOCAL_SPECIES_DENSITY/pcd(0)=0

The 'Criteria' is applied to valid points of dark limb products:

- Products in dark limb illumination condition: GOM_NL__2P/NL_SUMMARY_QUALITY/obs_ill_cond=0
- Products without fatal errors: GOM_NL__2P/MPH/PRODUCT_ERR=0
- Valid point profile: GOM_NL__2P/NL_LOCAL_SPECIES_DENSITY/pcd(0)=0

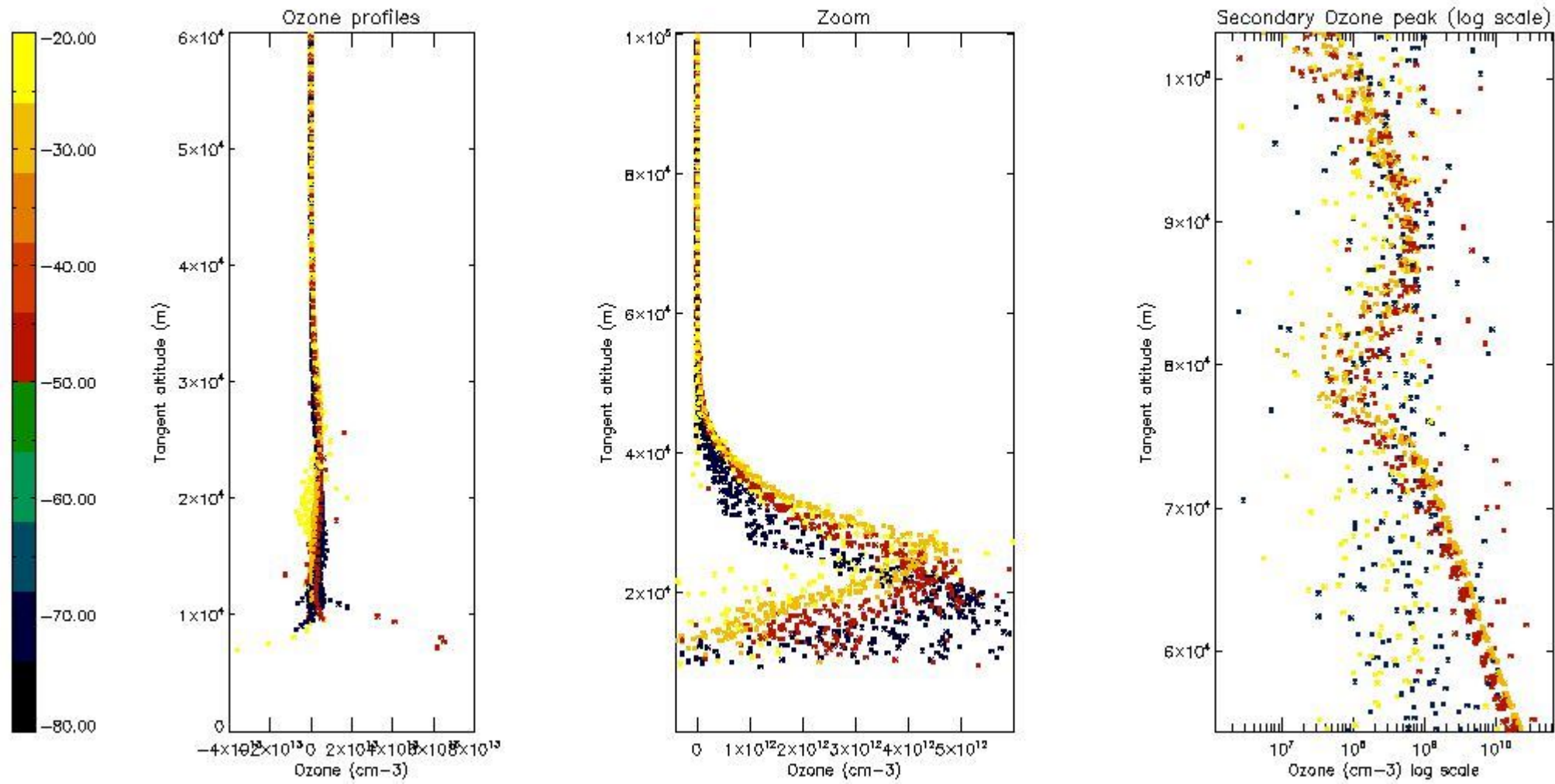
So, the table below shows the percentage of dark limb and valid observations for each criteria with respect to the overall valid daily observations.

Criteria	% of total production
All STD	21
STD < 20	10

STD < 10	7
STD < 5	5

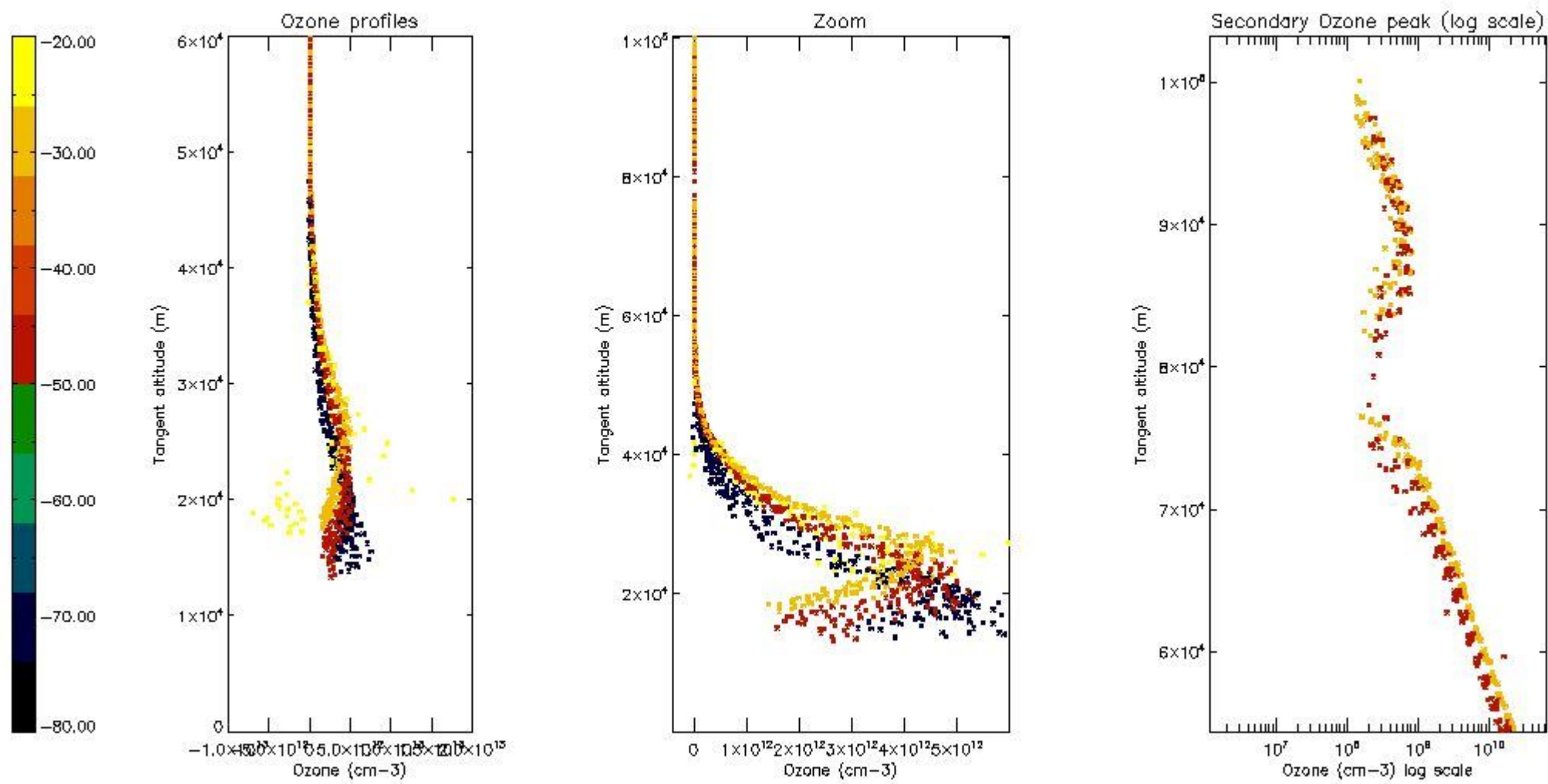
5.2 Plot ozone profiles for all STD (dark without errors)

The colorbar represents the latitude.



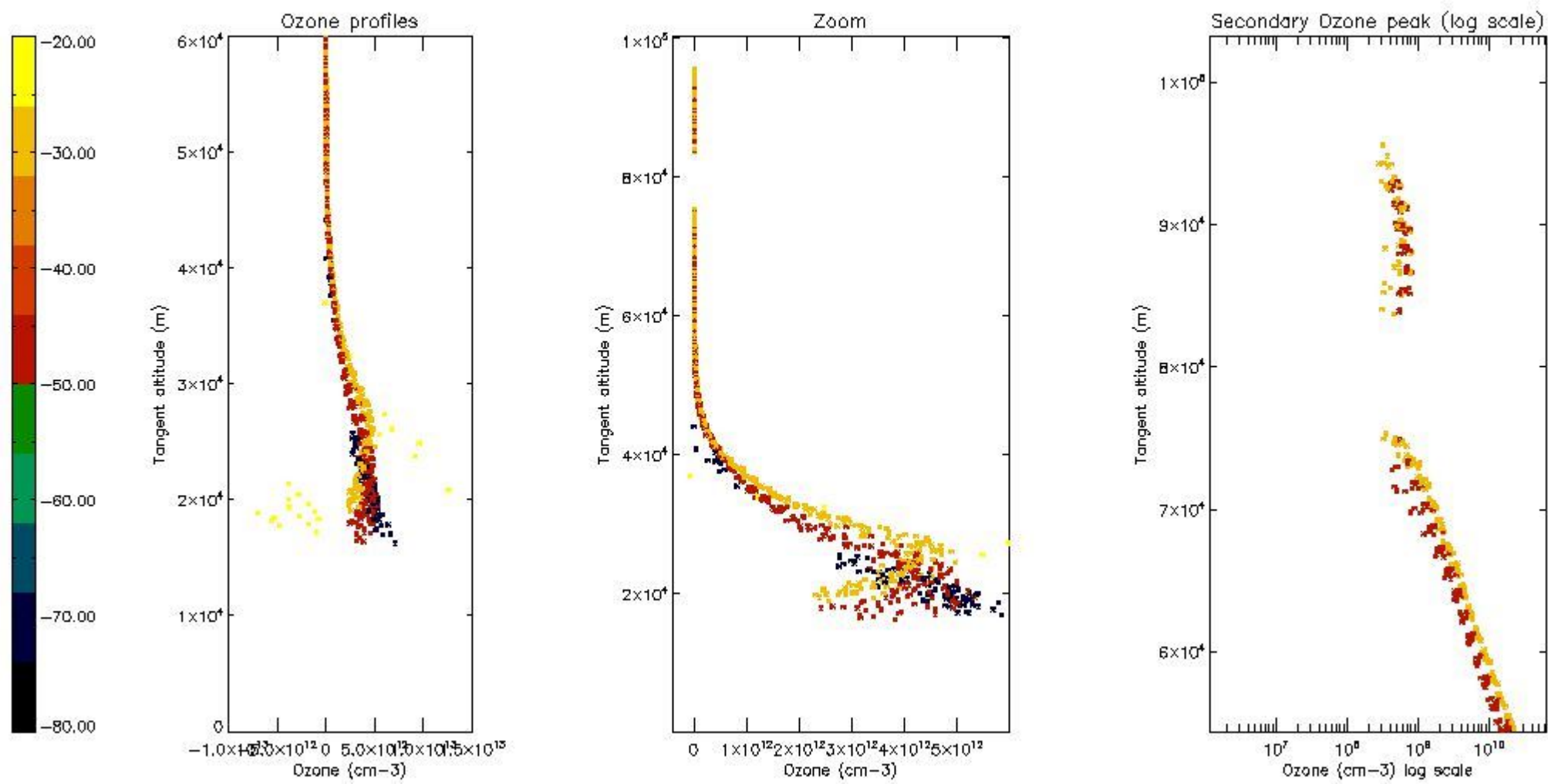
5.3 Plot ozone profiles where STD < 20% (dark without errors)

The colorbar represents the latitude.



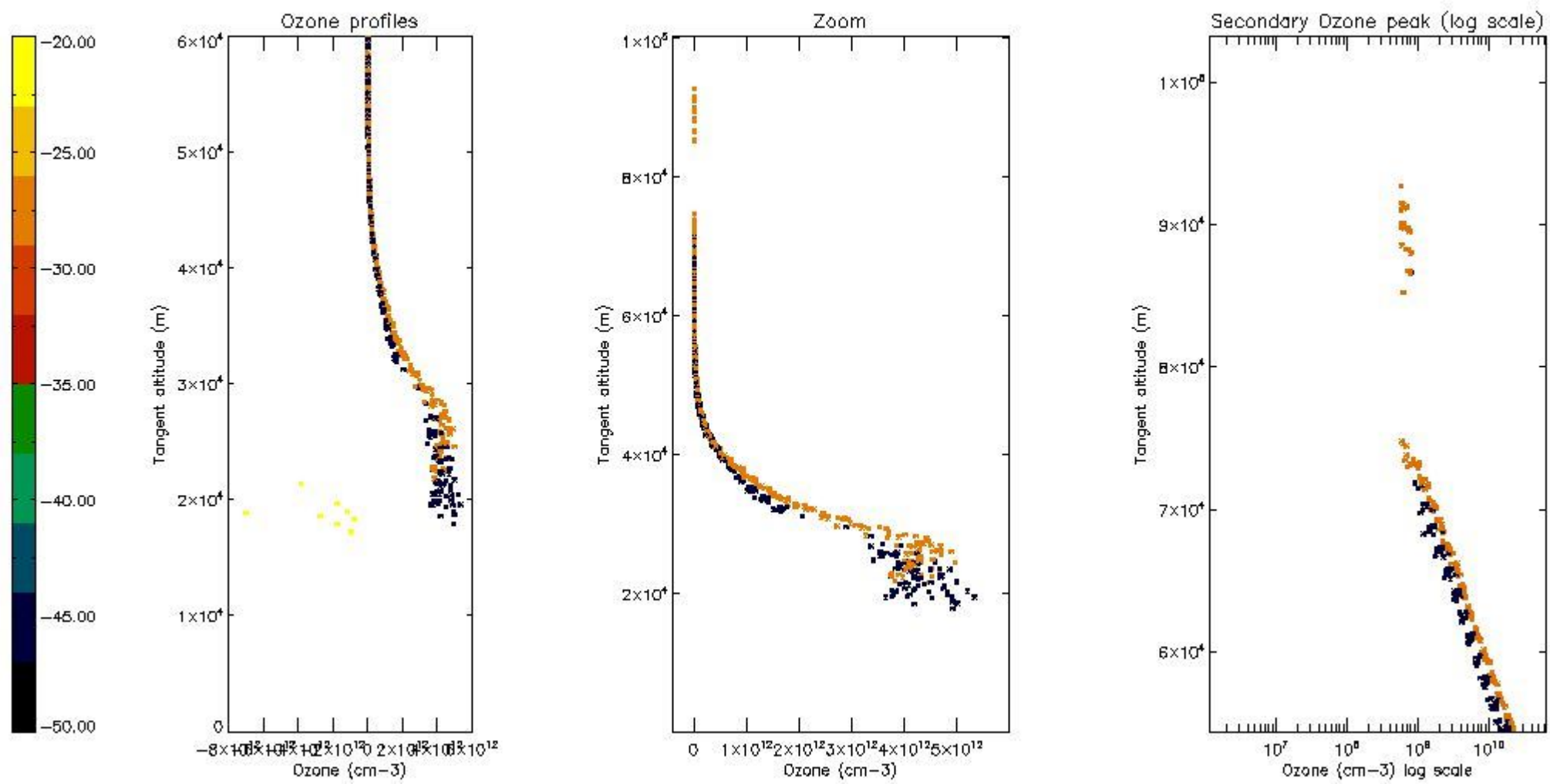
5.4 Plot ozone profiles where STD < 10% (dark without errors)

The colorbar represents the latitude.



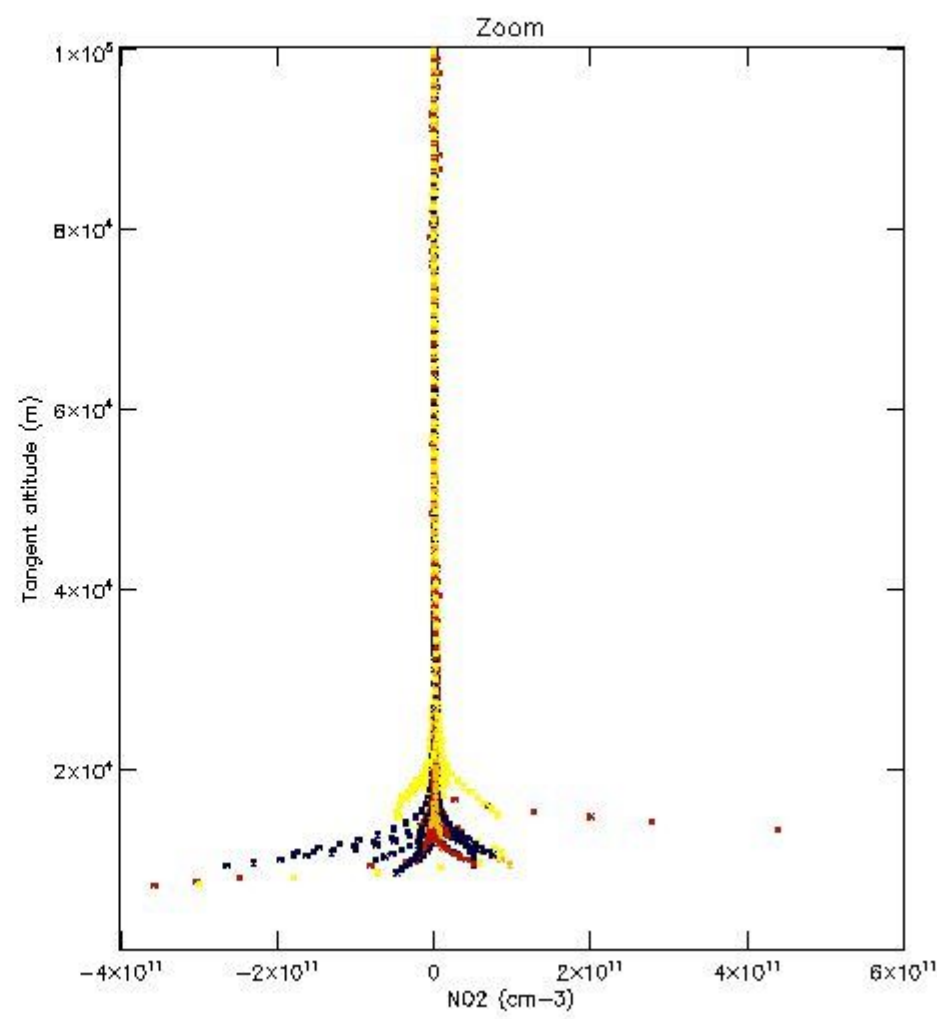
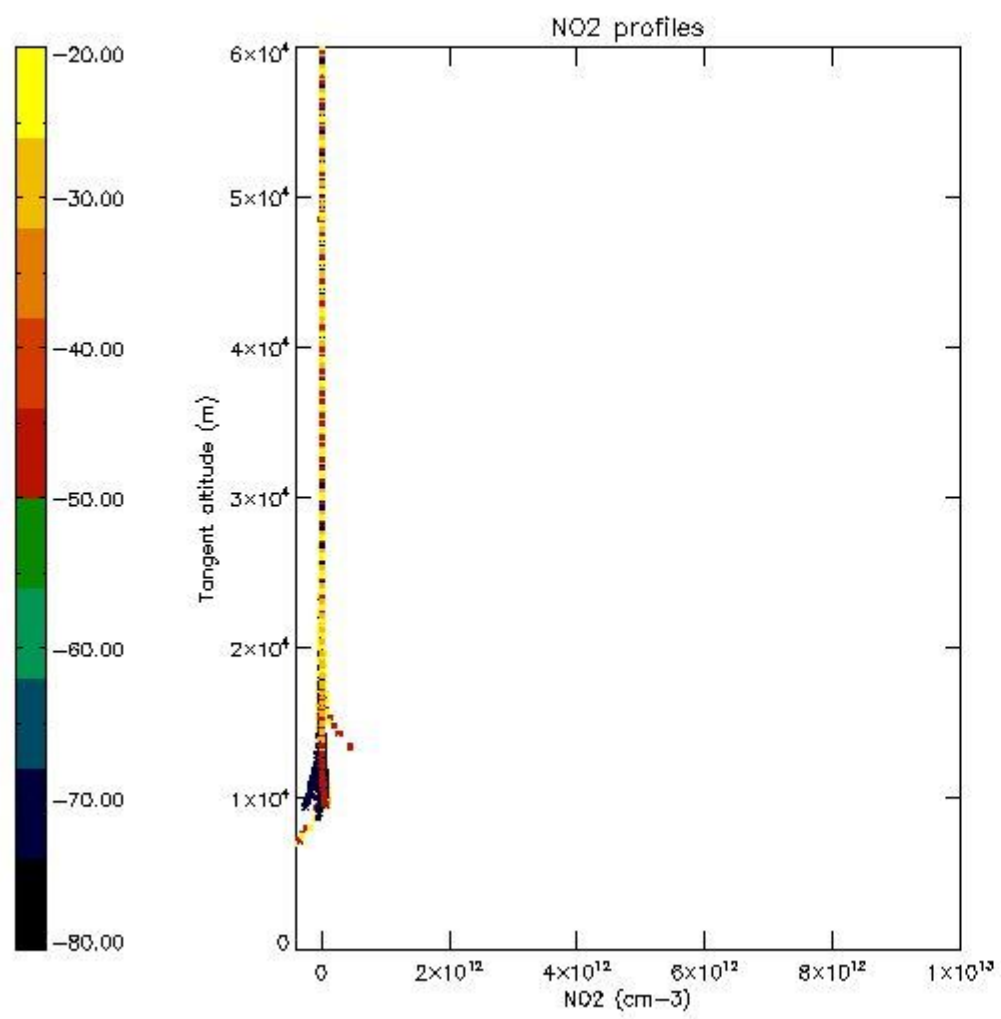
5.5 Plot ozone profiles where STD < 5% (dark without errors)

The colorbar represents the latitude.



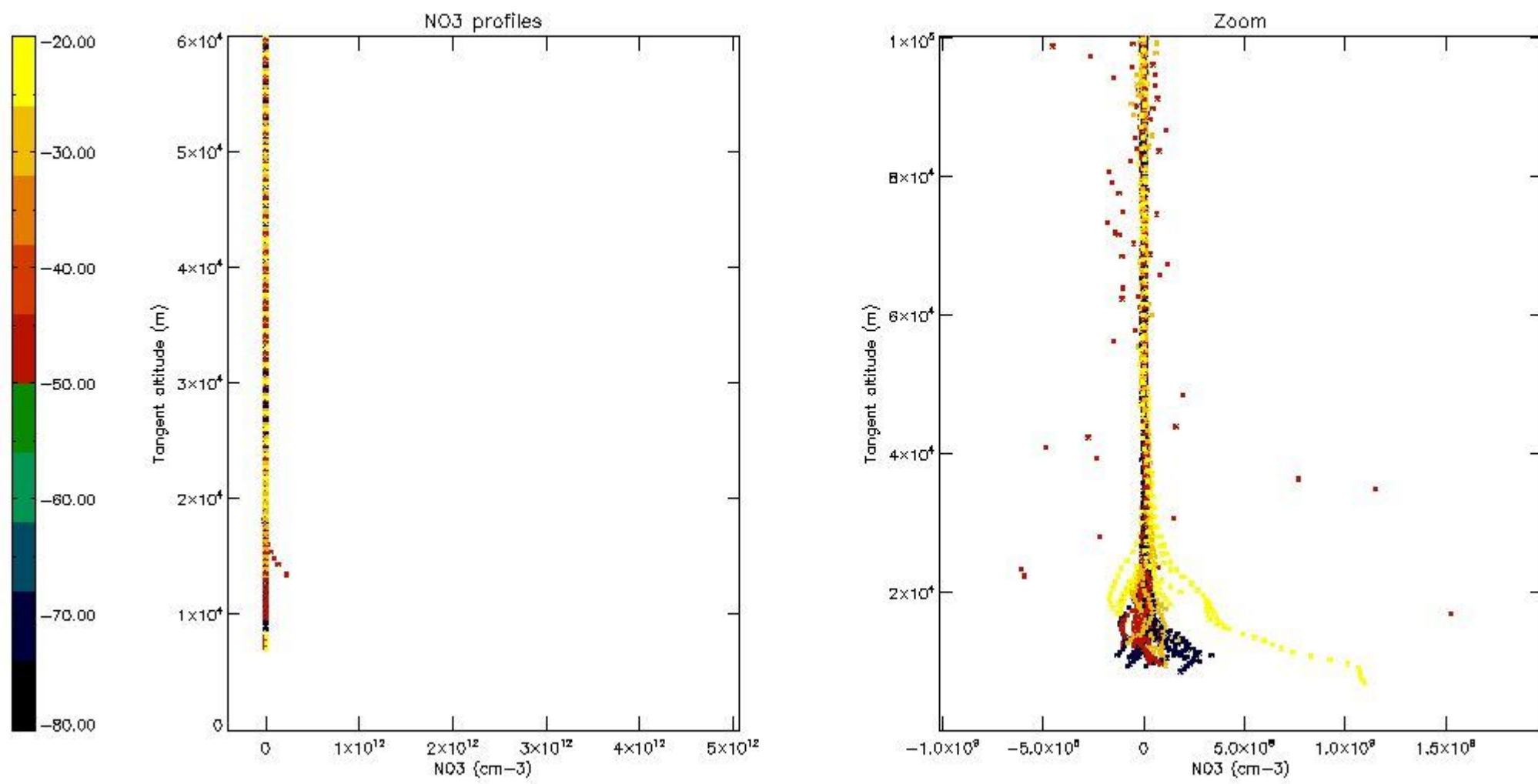
5.6 Plot NO₂ profiles for all STD (dark without errors)

The colorbar represents the latitude.



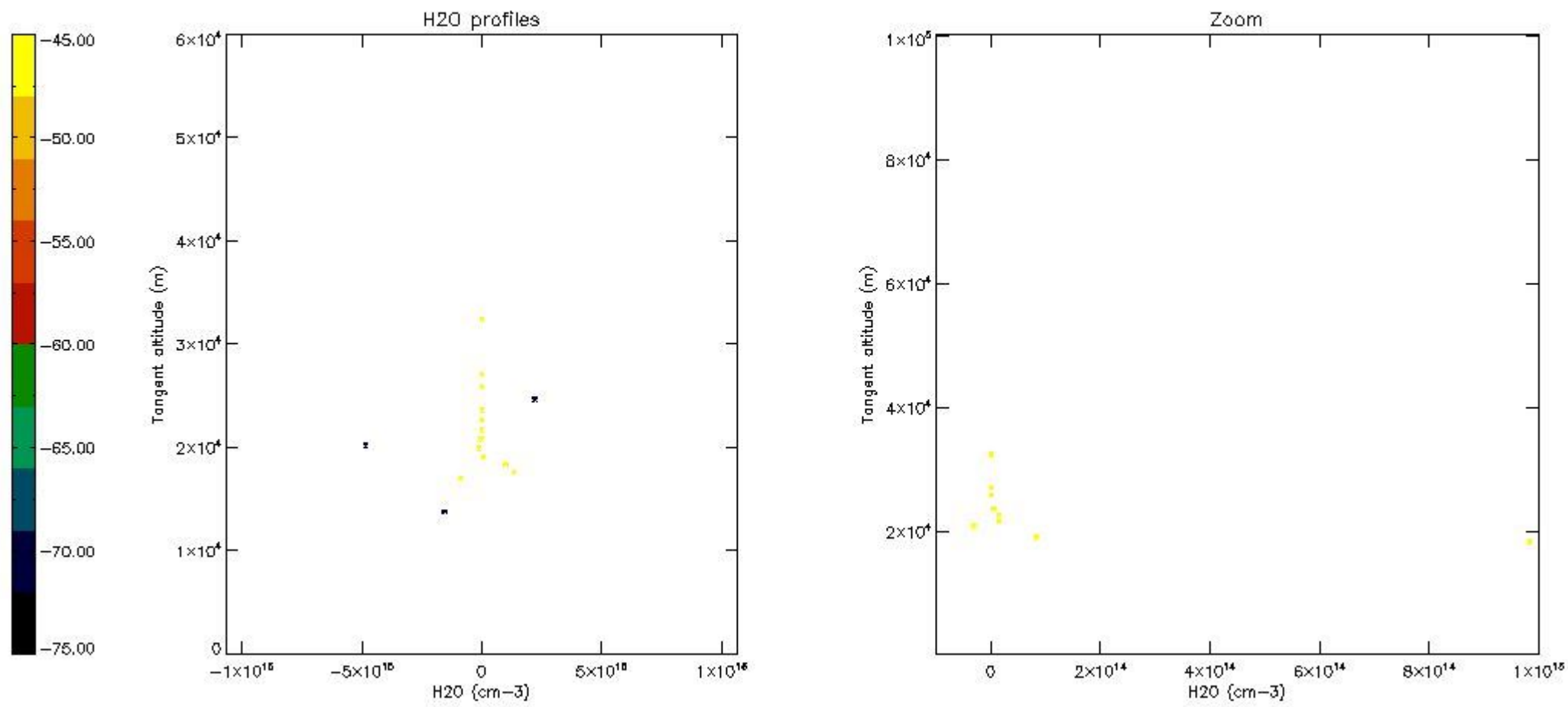
5.7 Plot NO3 profiles for all STD (dark without errors)

The colorbar represents the latitude.



5.8 Plot H2O profiles for all STD (only for occultations of stars 1,2,3,4,13,14,16,26,63 dark without errors)

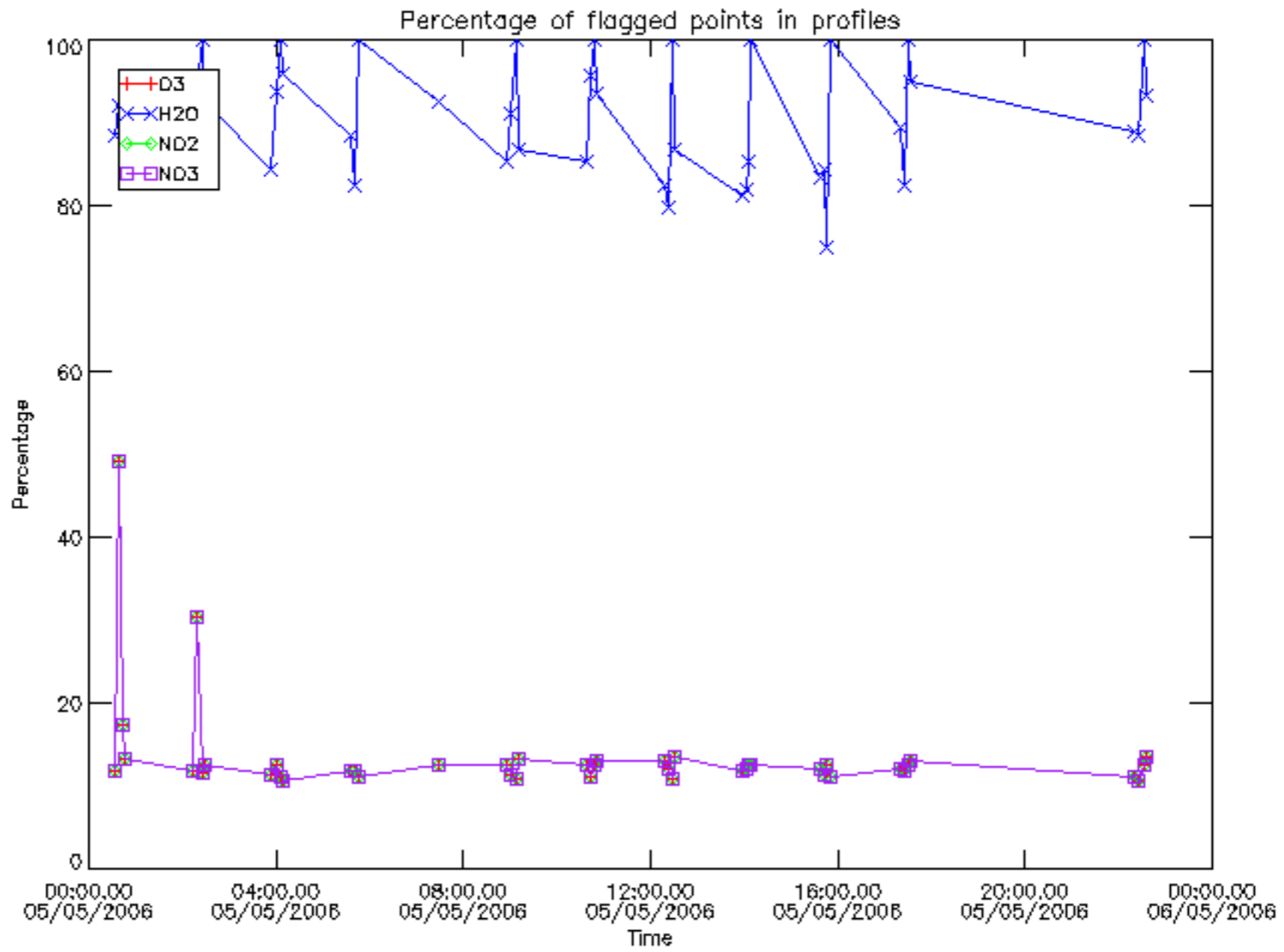
The colorbar represents the latitude.



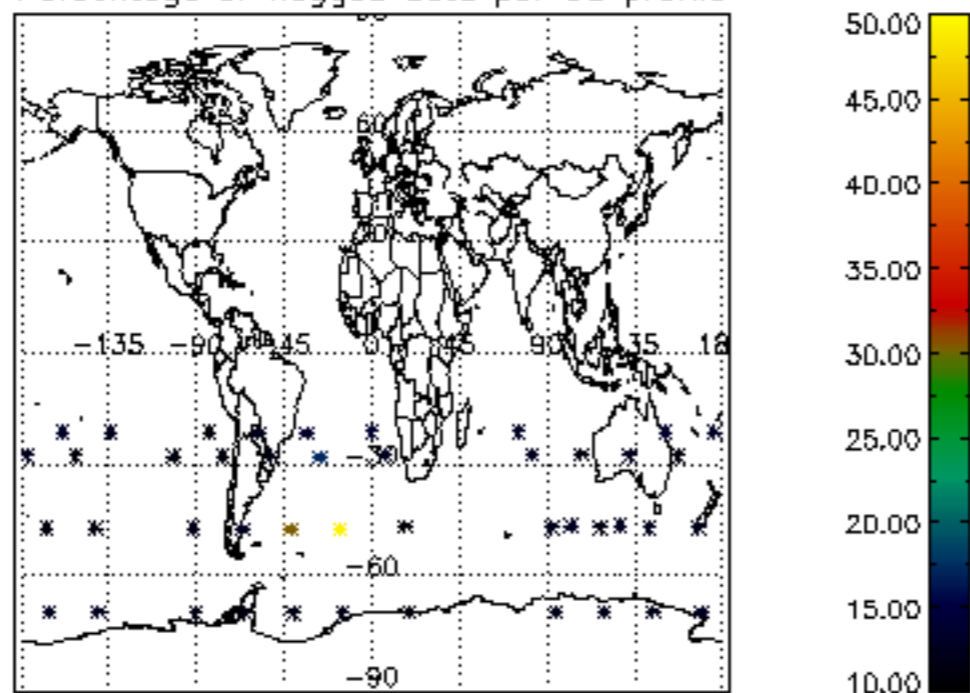
6. Auxiliary Data Files used for the production reported in section 2

The number reported in the third column indicates since which file (see list in section 2) the corresponding auxiliary file has been used. The fourth column is the date of those product files.

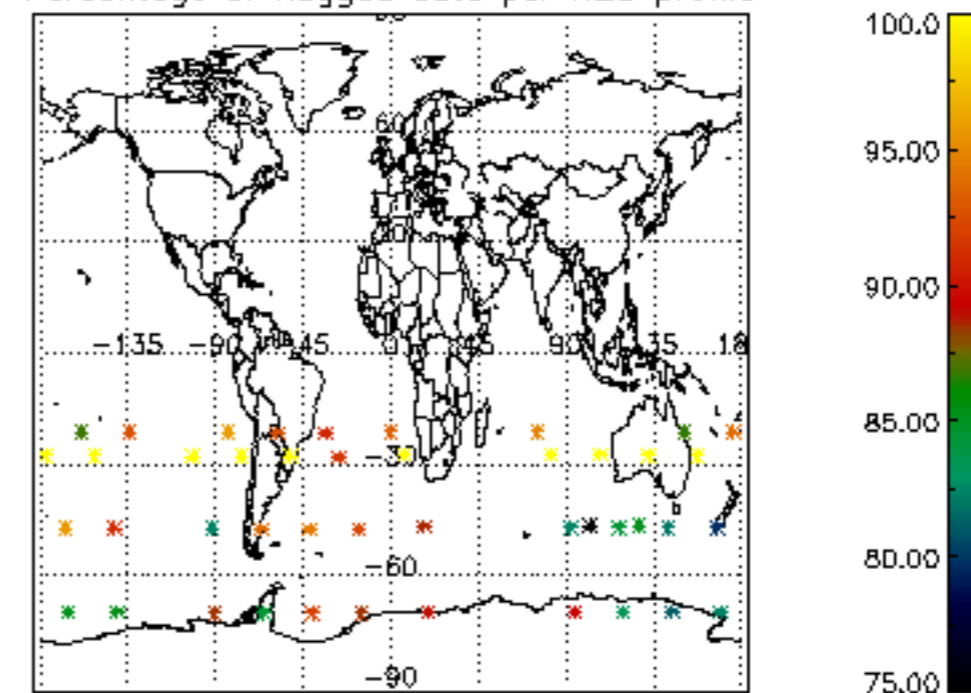
Type	Auxiliary Filename	Used since product	Used since product date
INST_PHYS_CHARACTERISTICS	GOM_INS_AXVIEC20091111_143220_20030716_120000_20500101_000000	1	05-MAY-2006 00:03:06
LEVEL-2_PROC_CONFIG	GOM_PR2_AXVIEC20091111_152718_20020301_000000_20500101_000000	1	05-MAY-2006 00:03:06
CROSS_SECTIONS_FILE	GOM_CRS_AXVIEC20091111_154832_20020301_000000_20500101_000000	1	05-MAY-2006 00:03:06



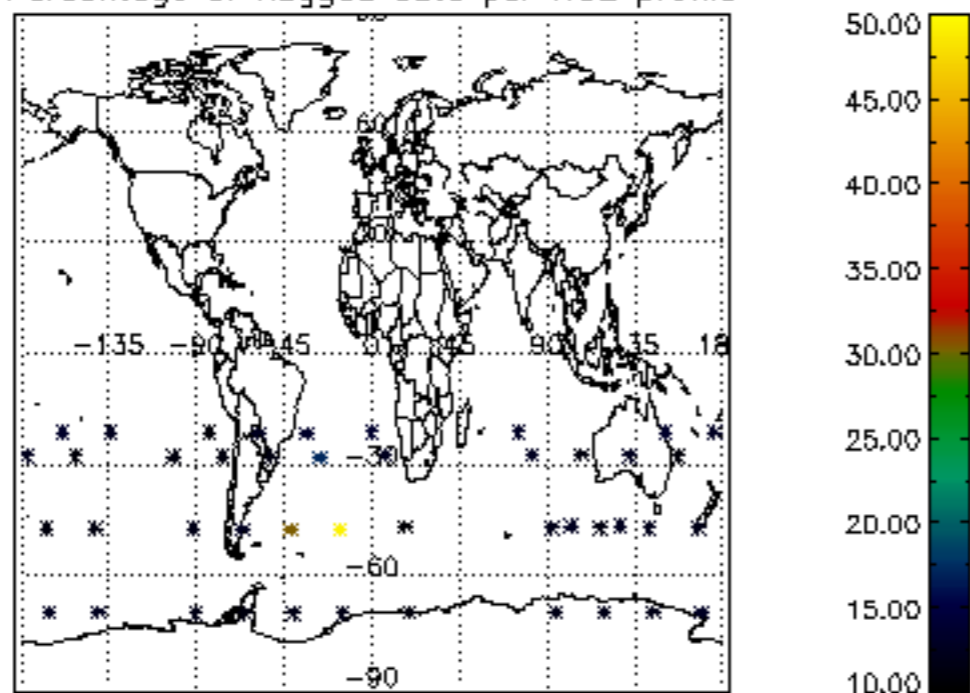
Percentage of flagged data per D3 profile



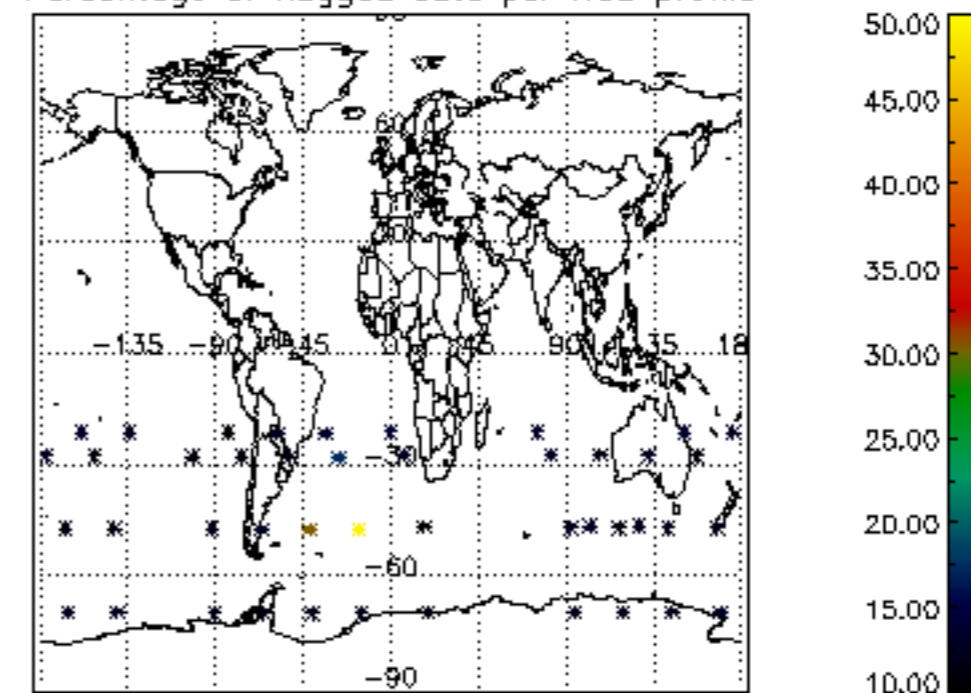
Percentage of flagged data per H2O profile

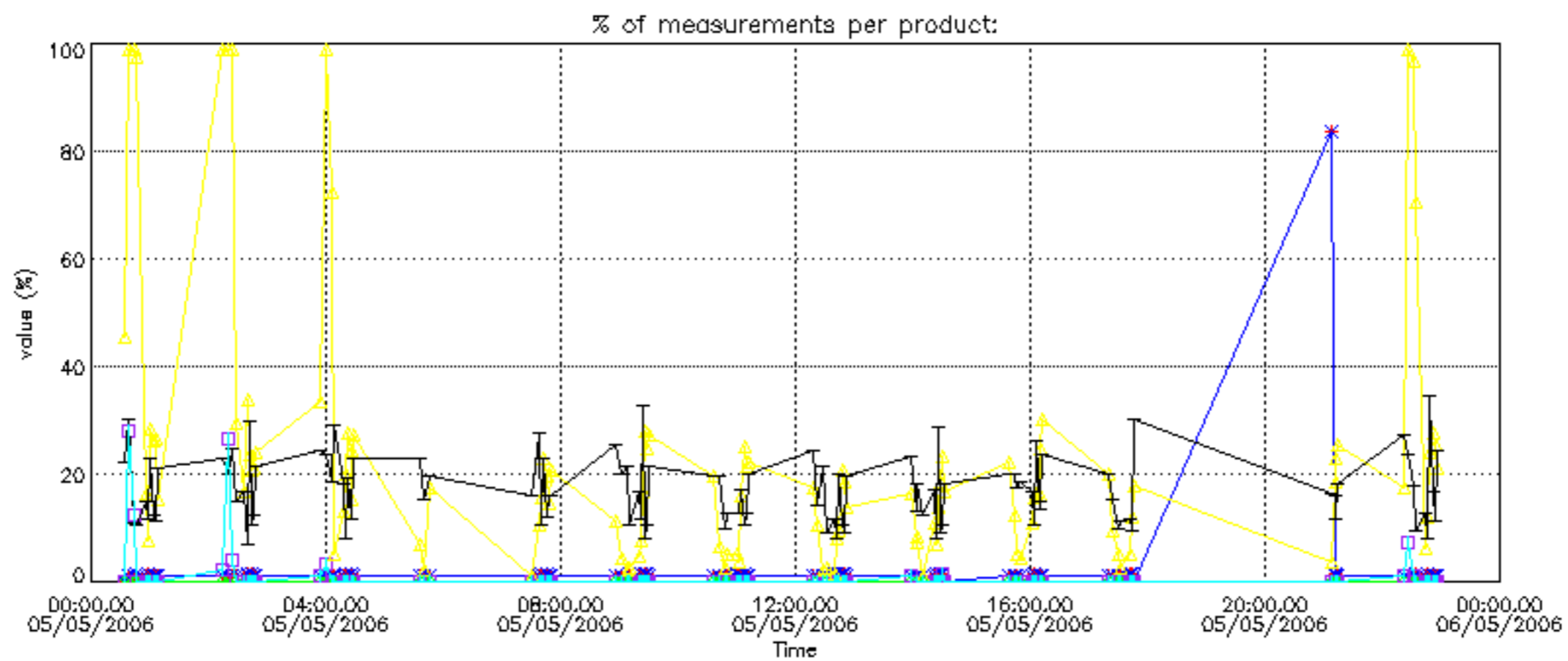


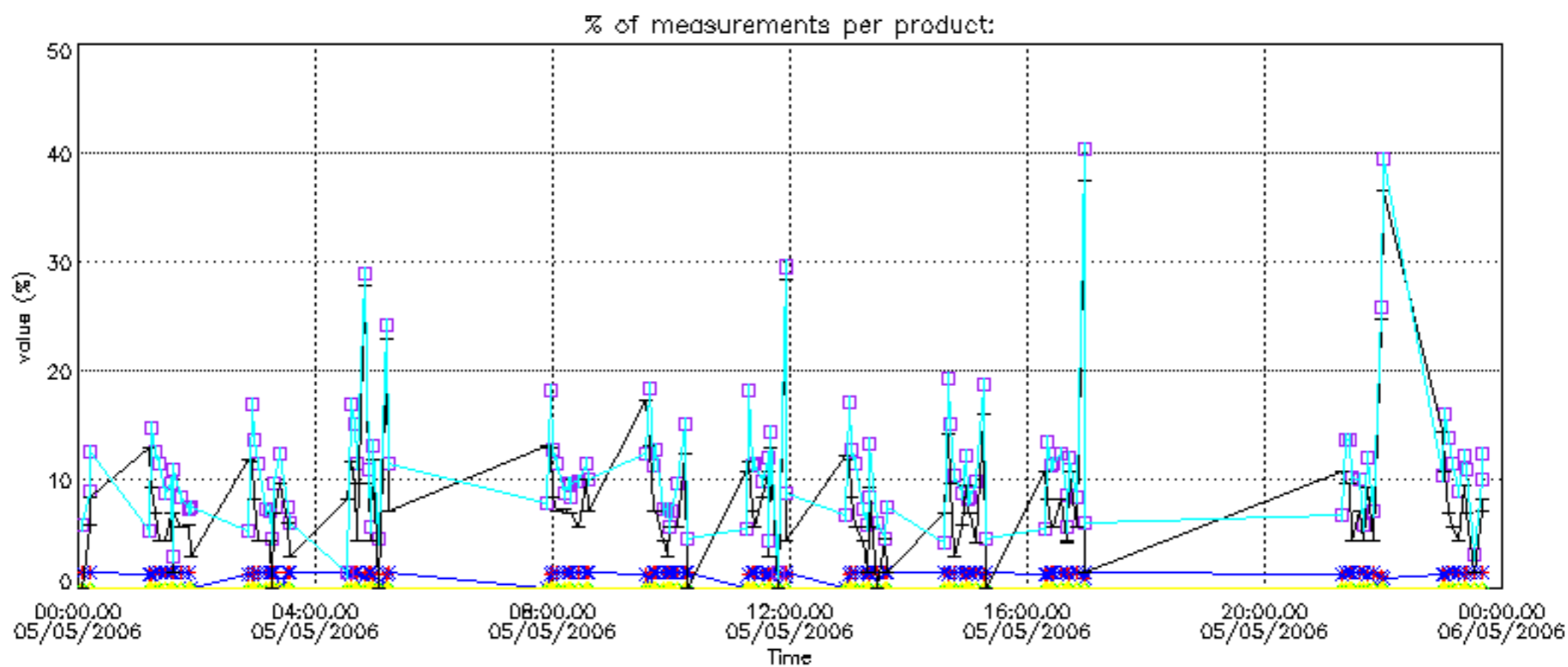
Percentage of flagged data per NO2 profile



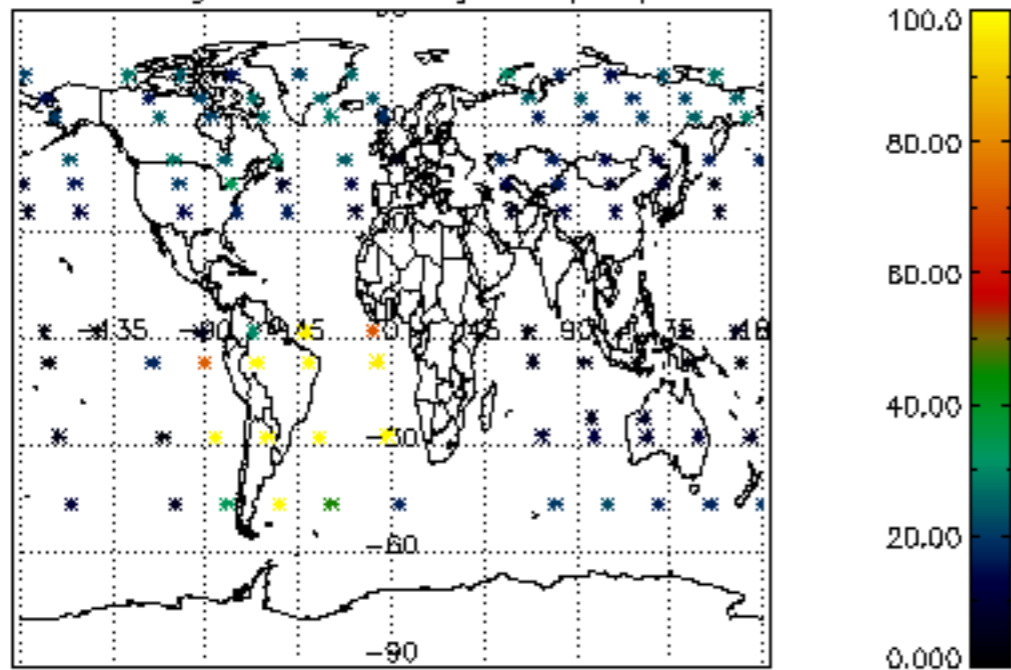
Percentage of flagged data per NO3 profile



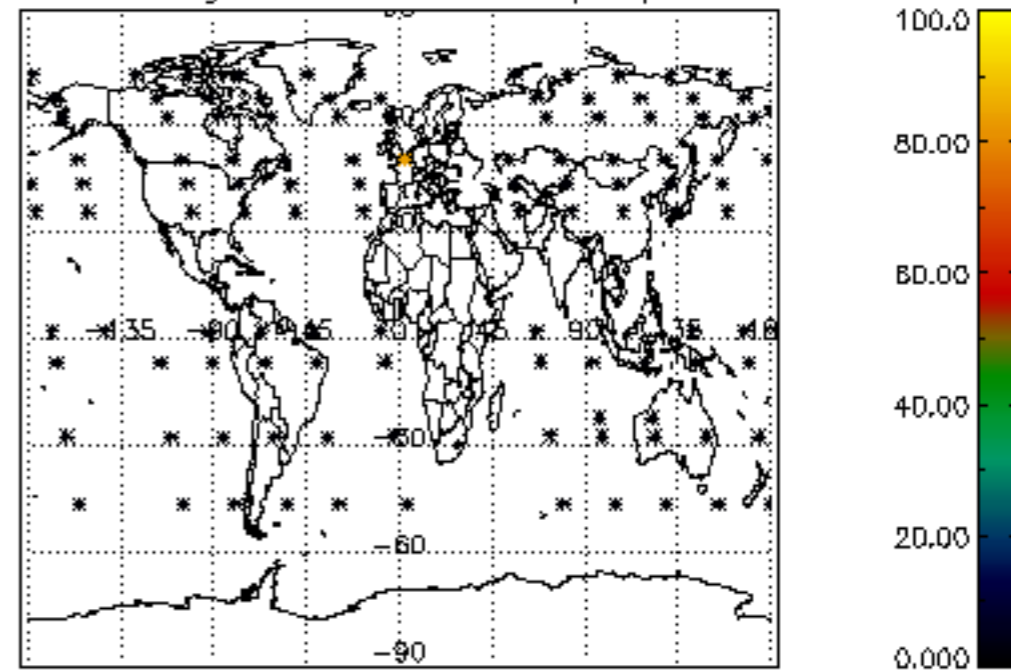




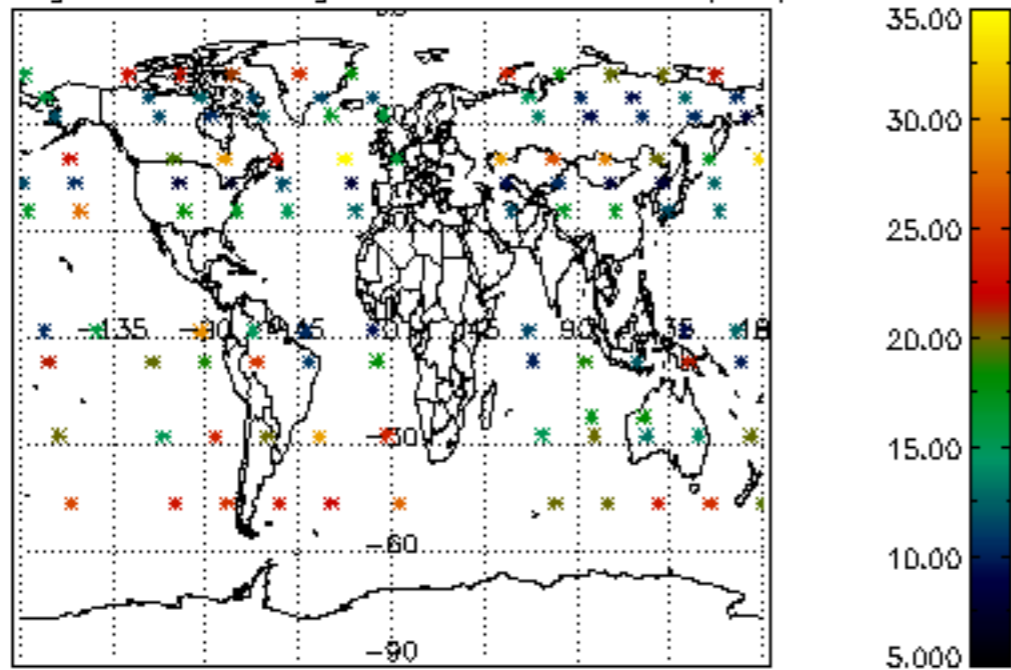
Percentage of cosmic ray hits per profile



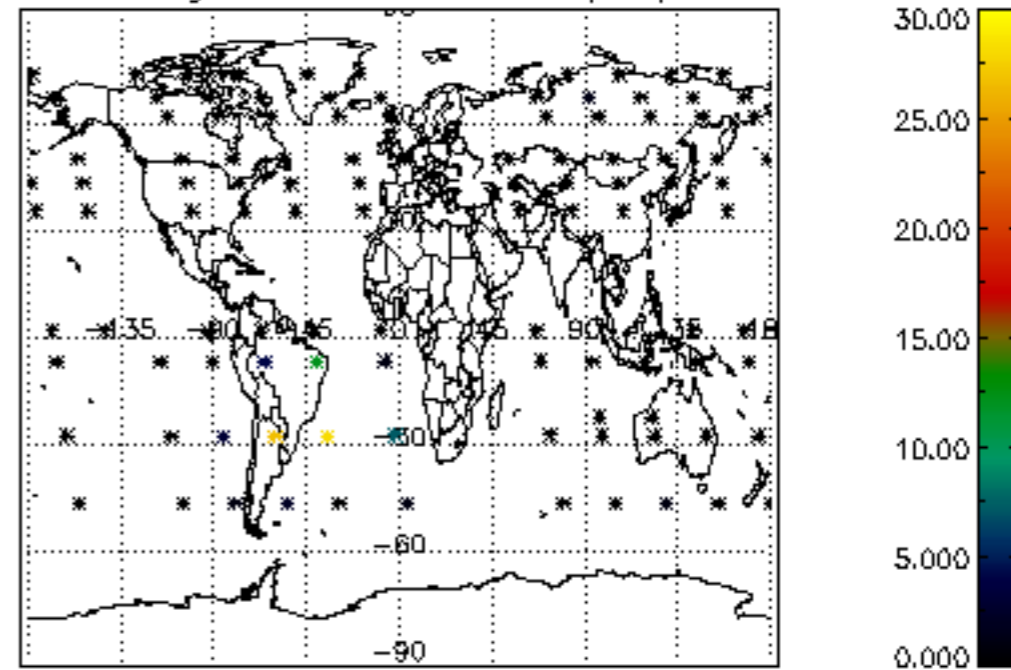
Percentage of datation errors per profile



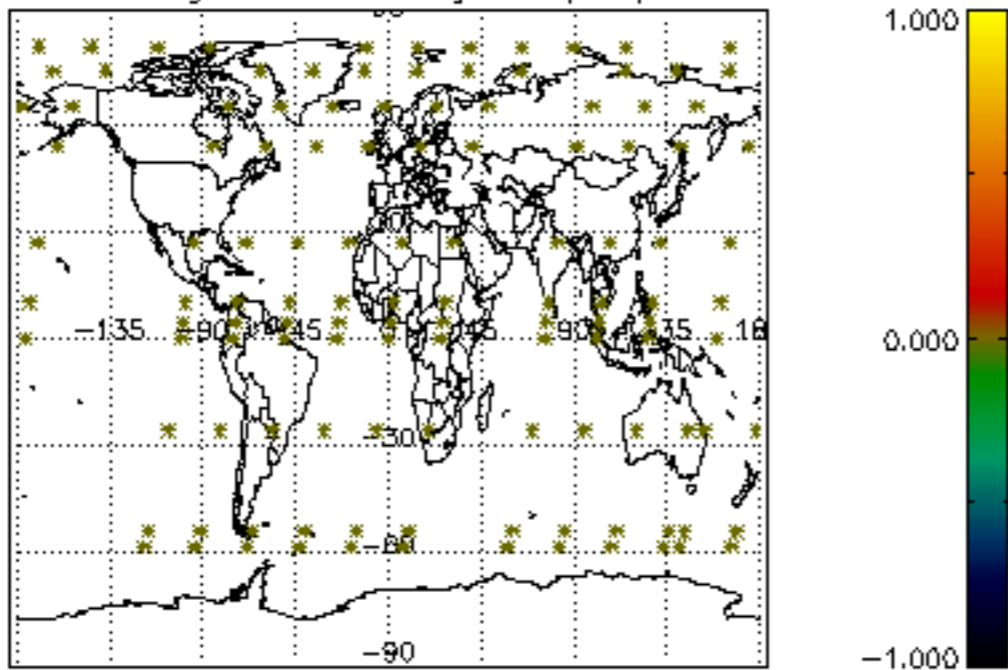
Percentage of star falling outside central band per profile



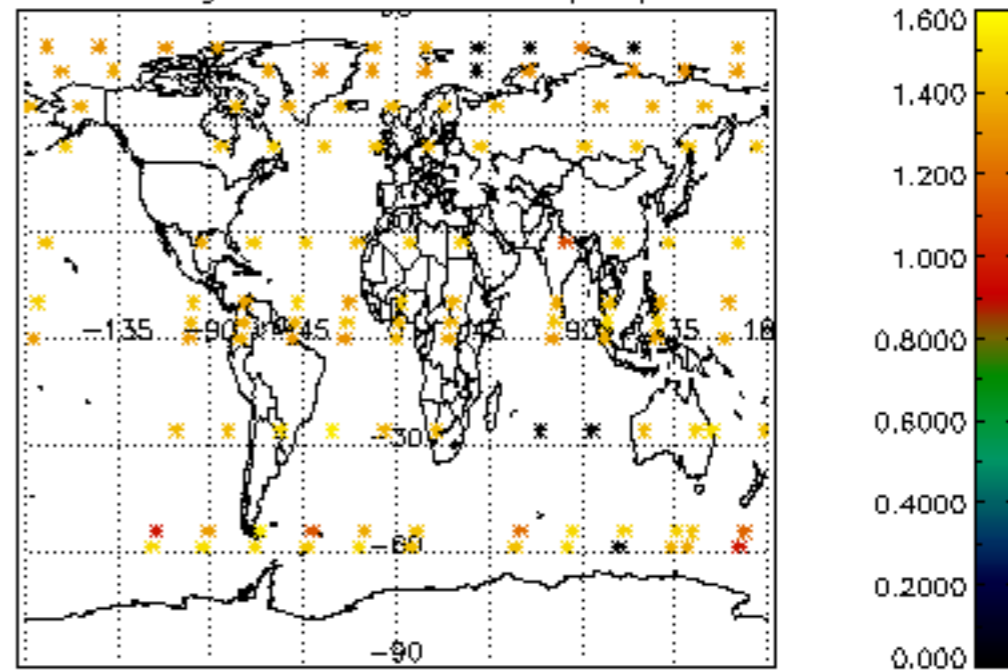
Percentage of saturation errors per profile



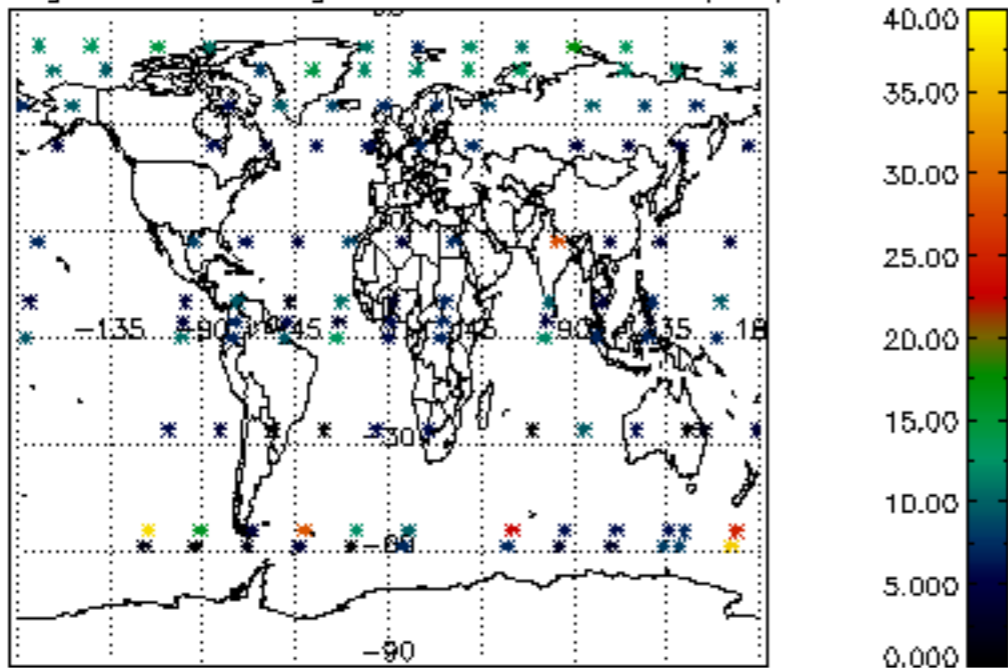
Percentage of cosmic ray hits per profile



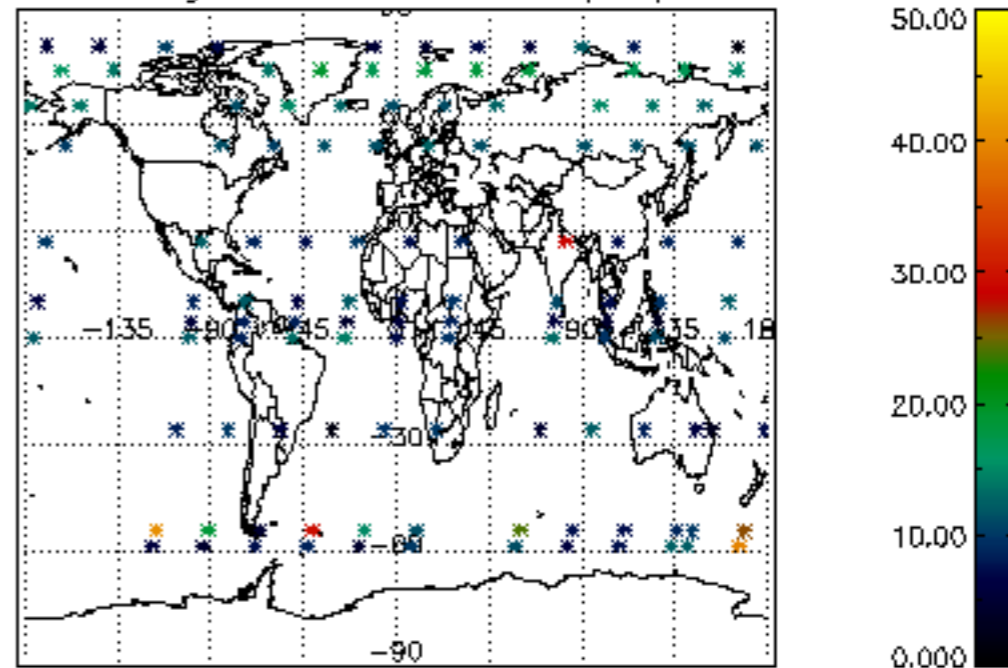
Percentage of datation errors per profile

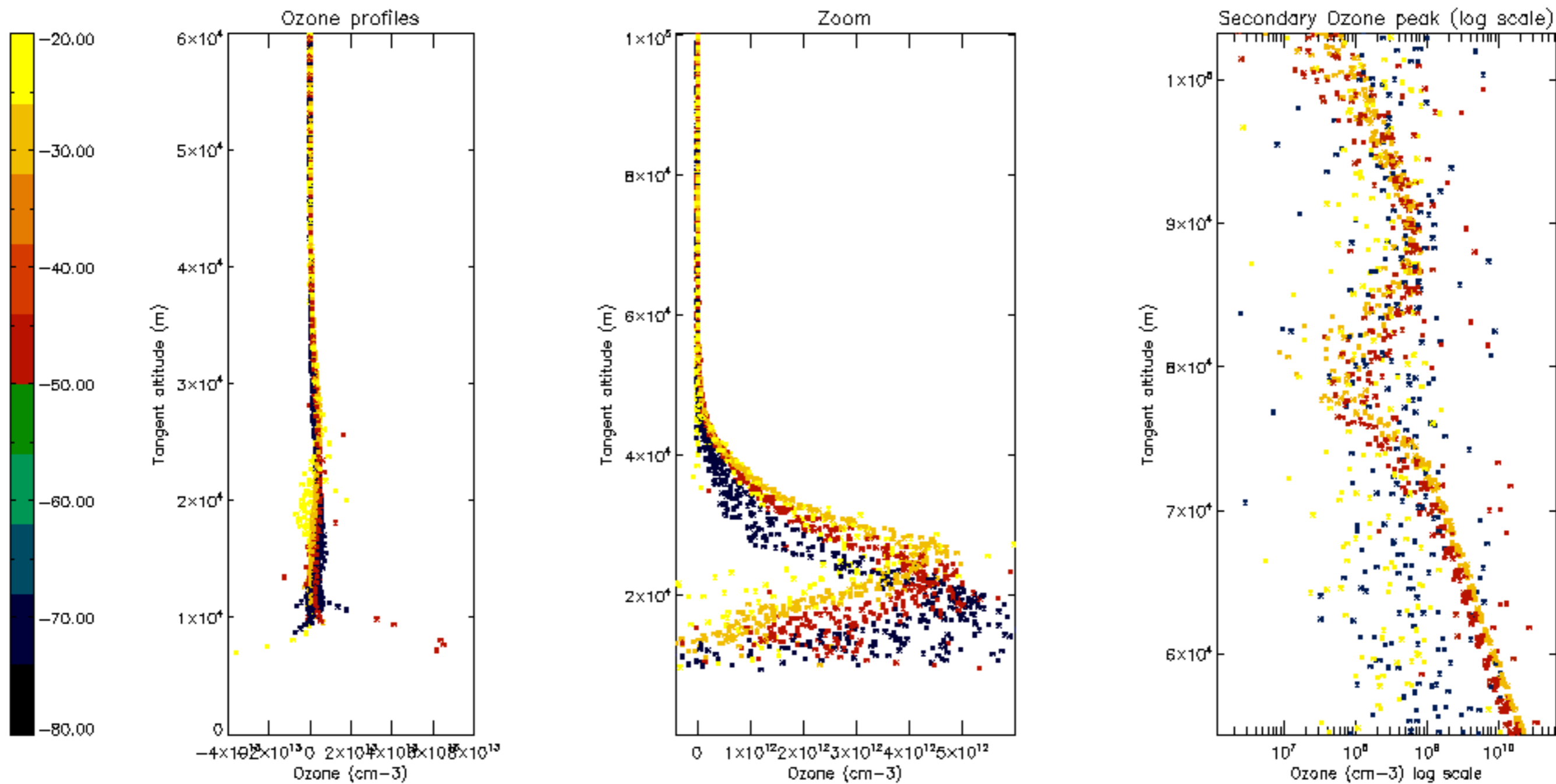


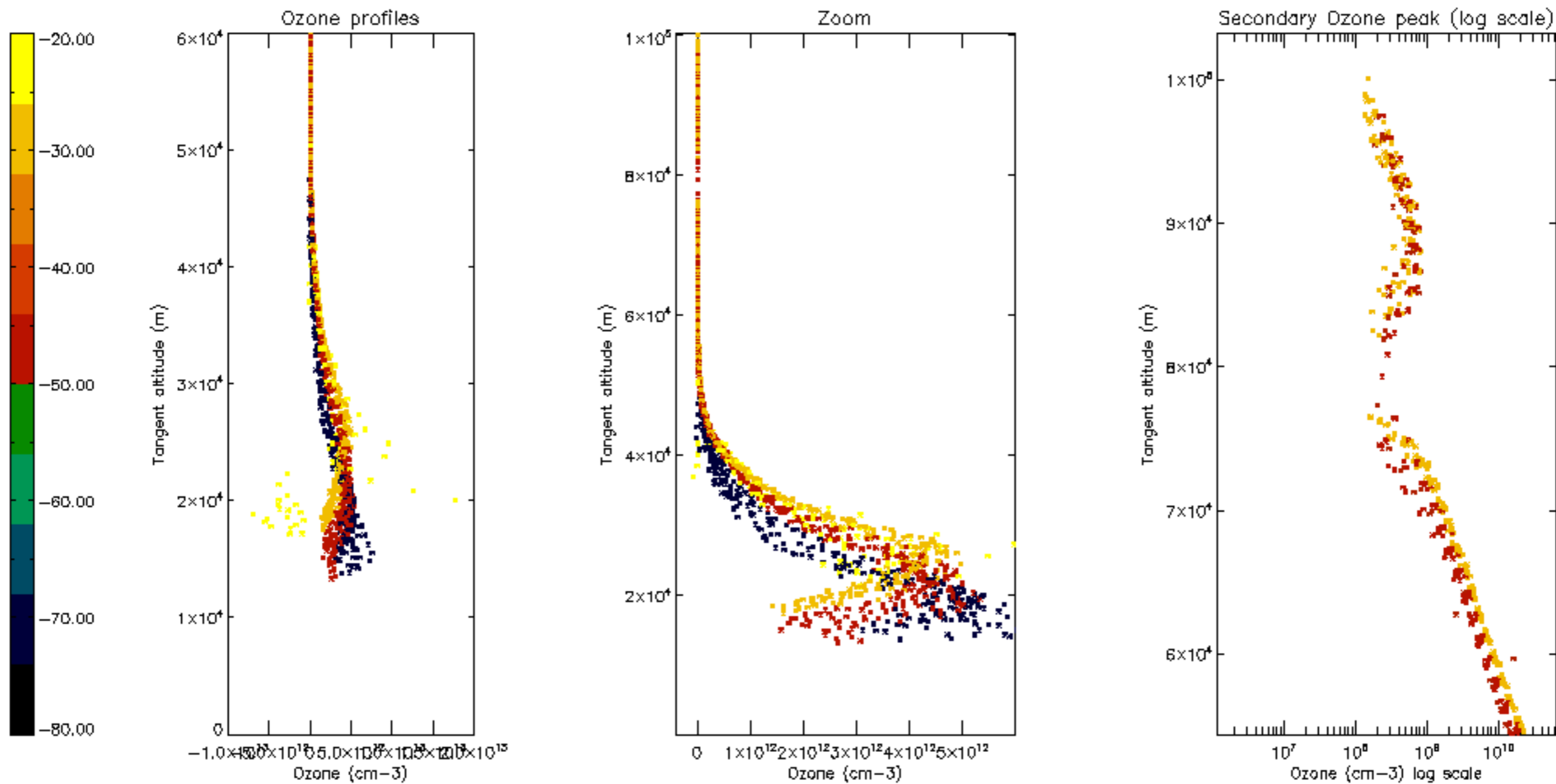
Percentage of star falling outside central band per profile

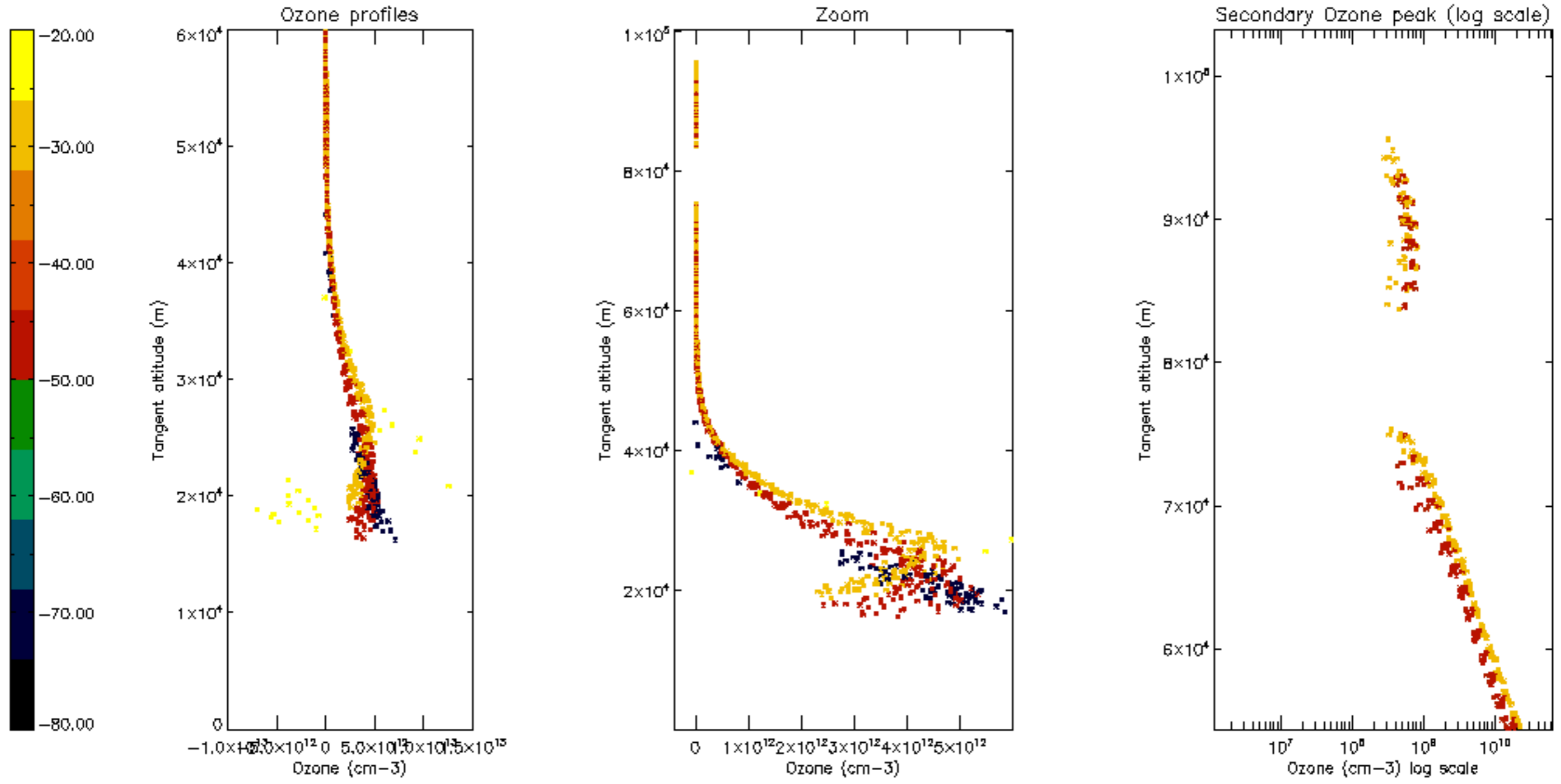


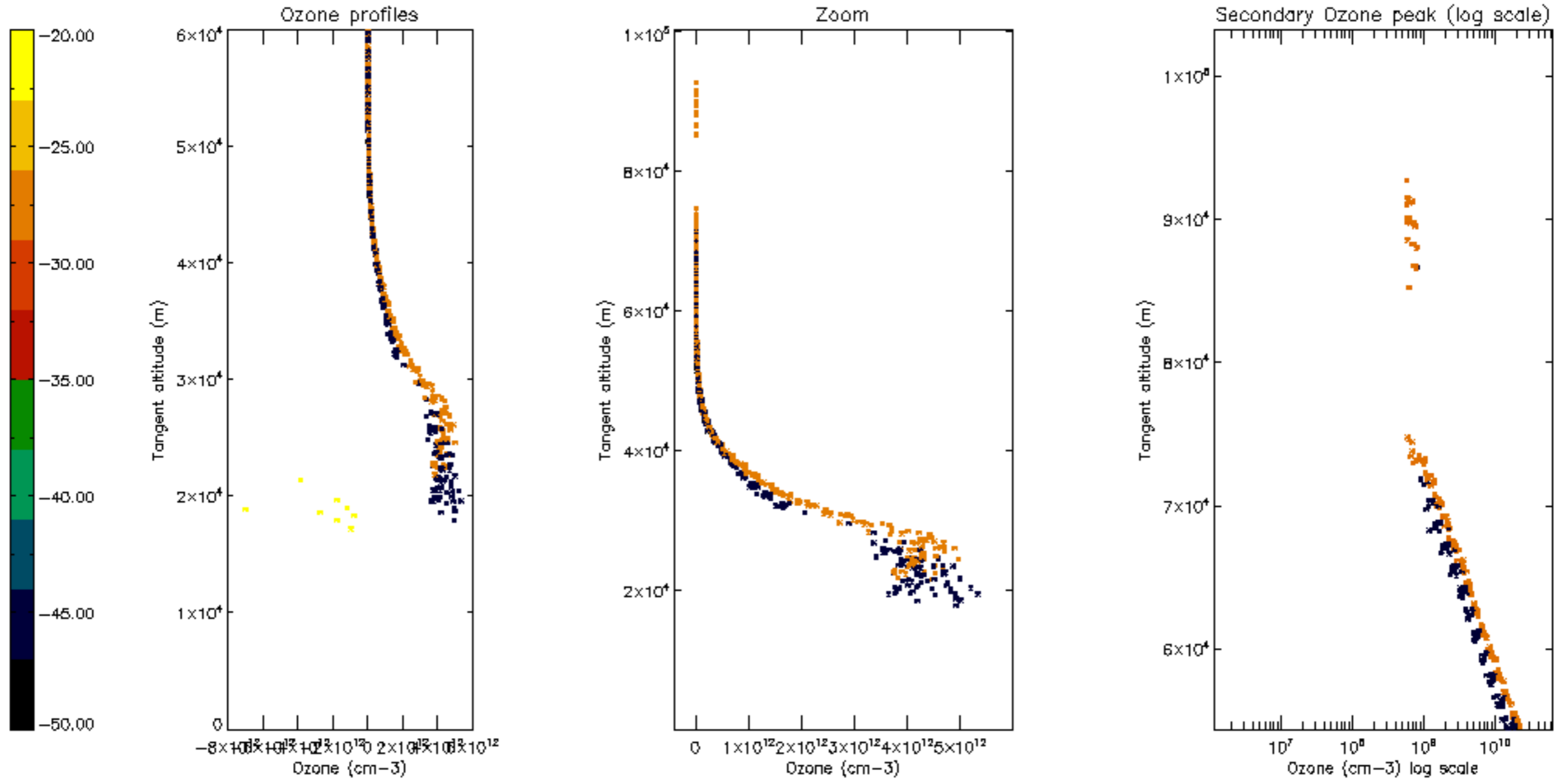
Percentage of saturation errors per profile

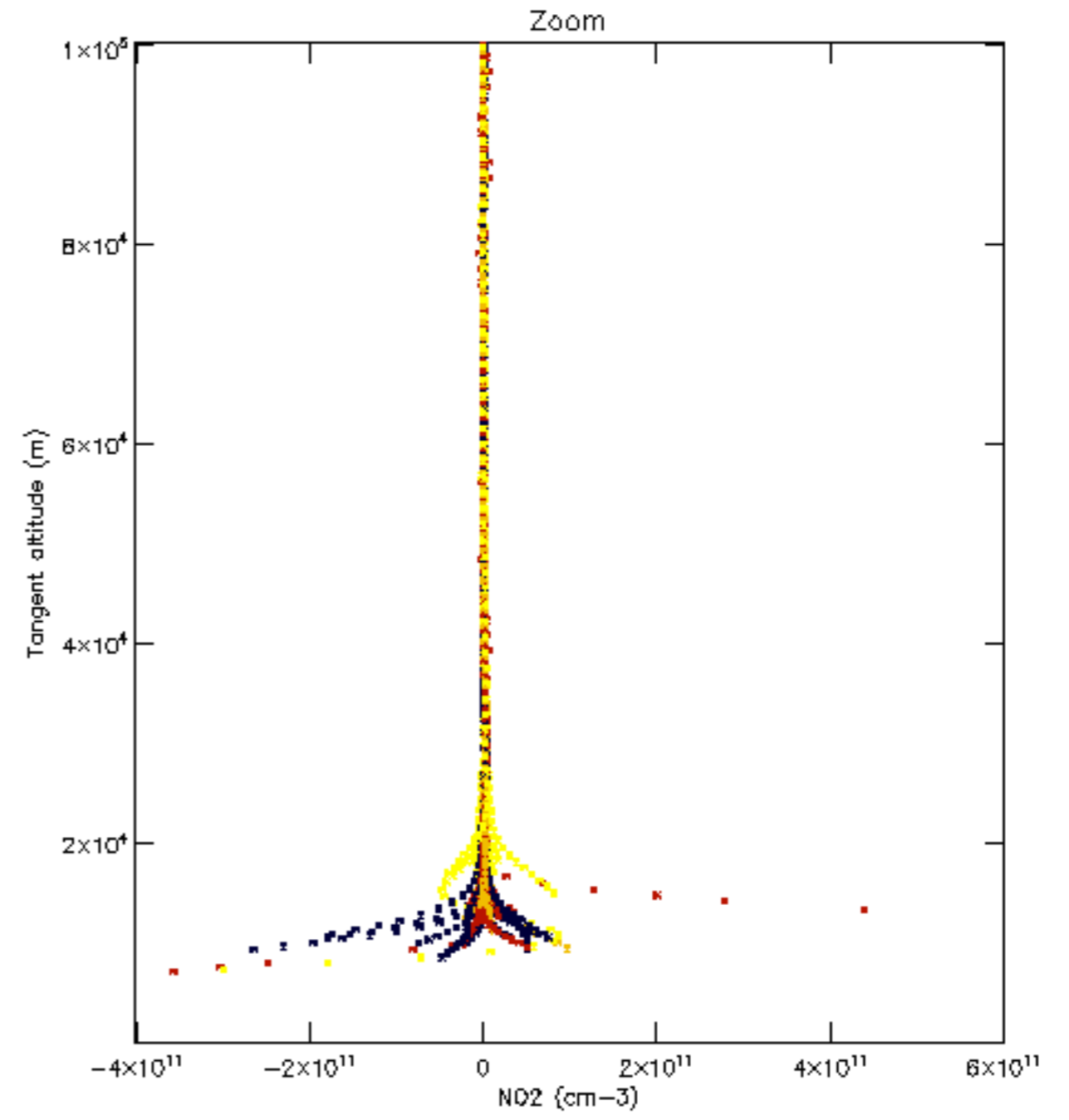
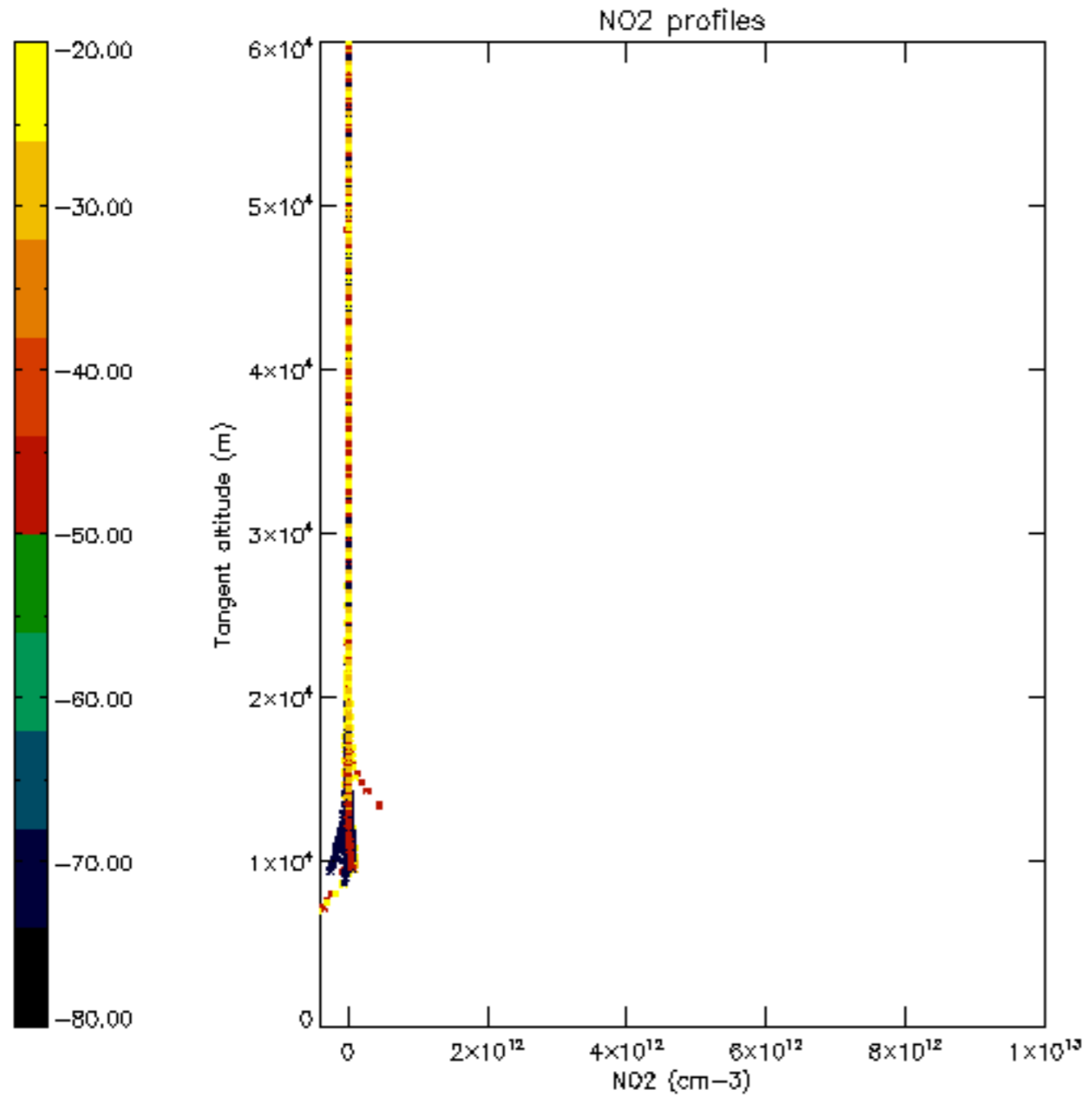


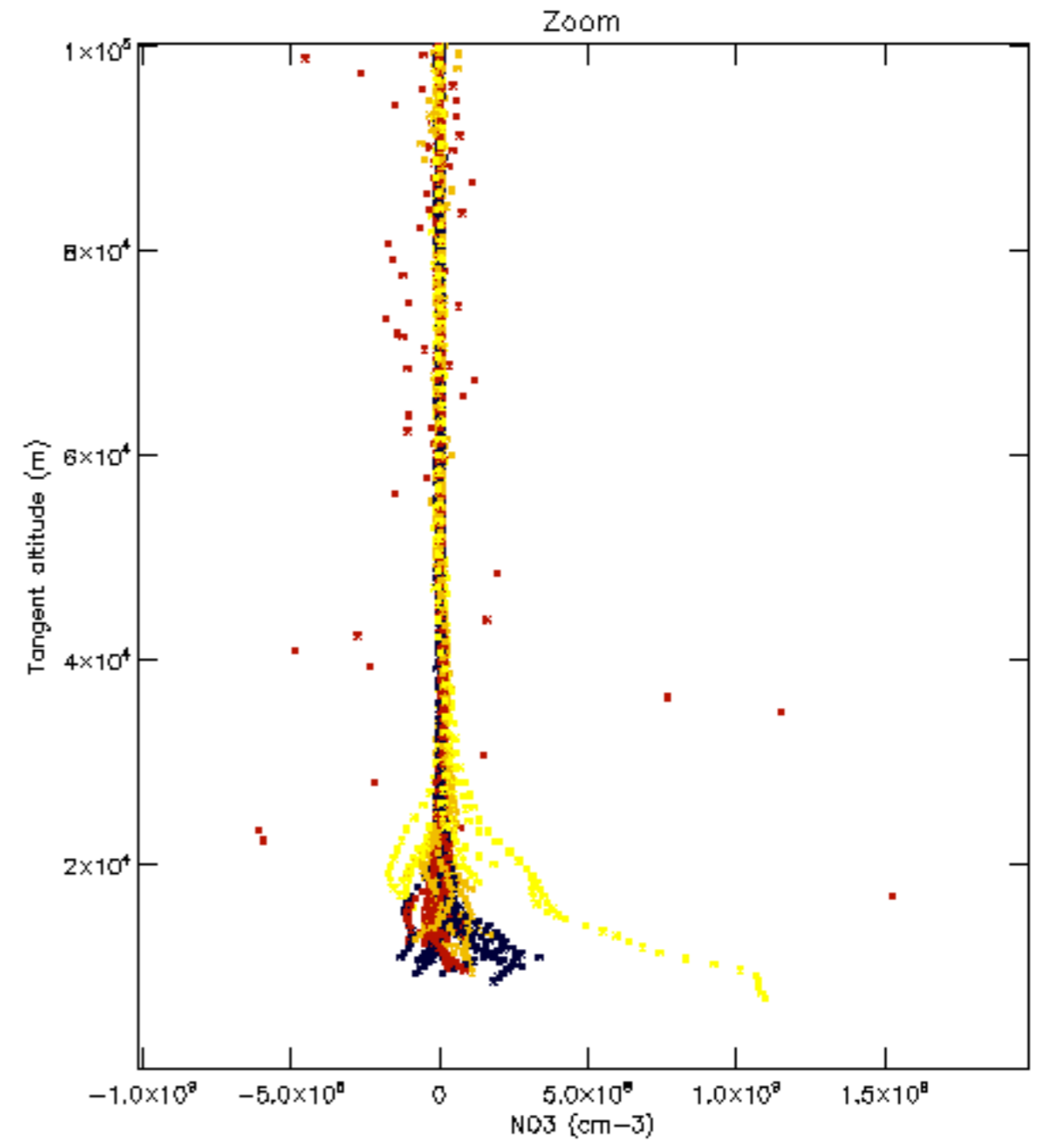
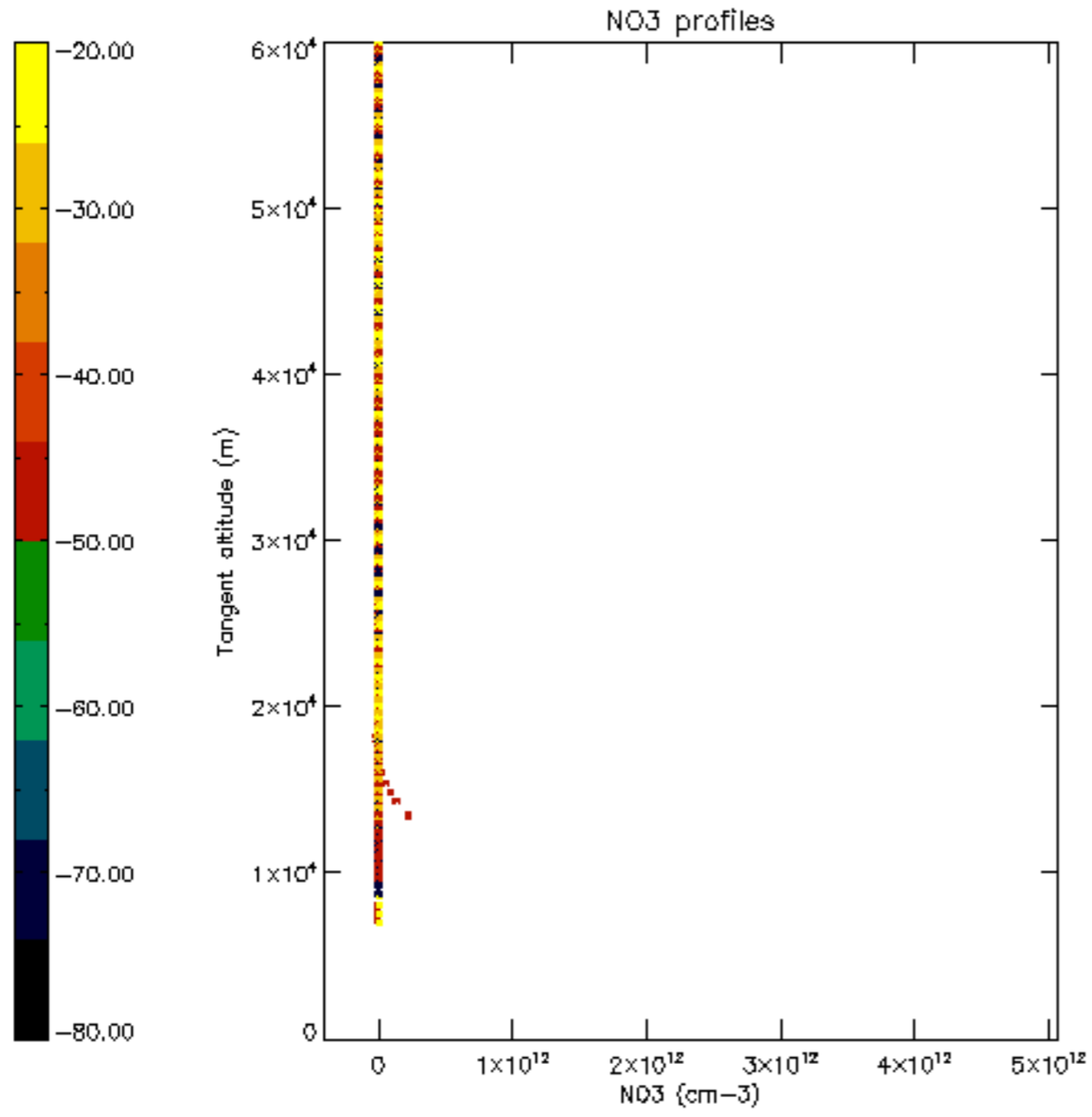


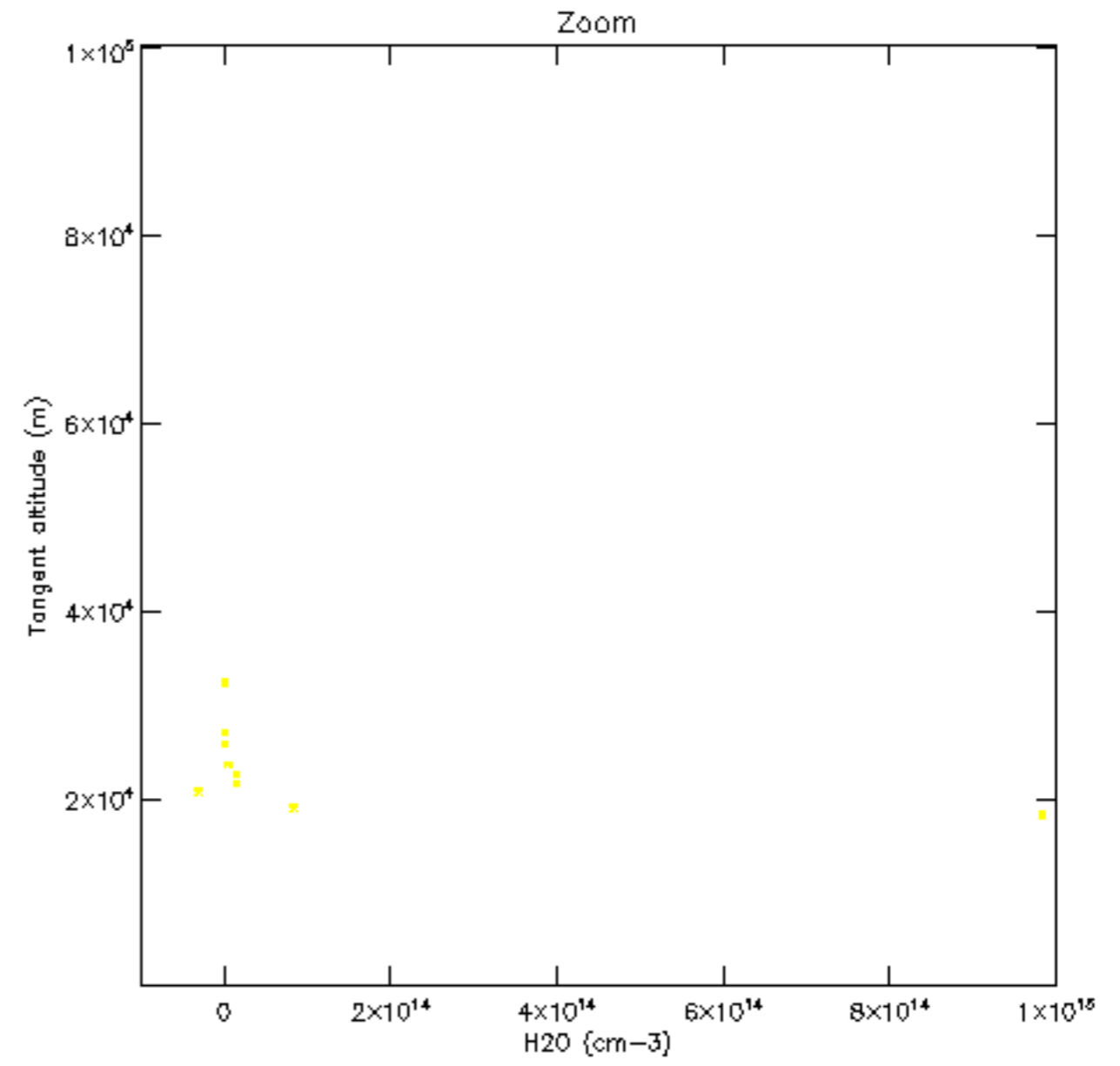
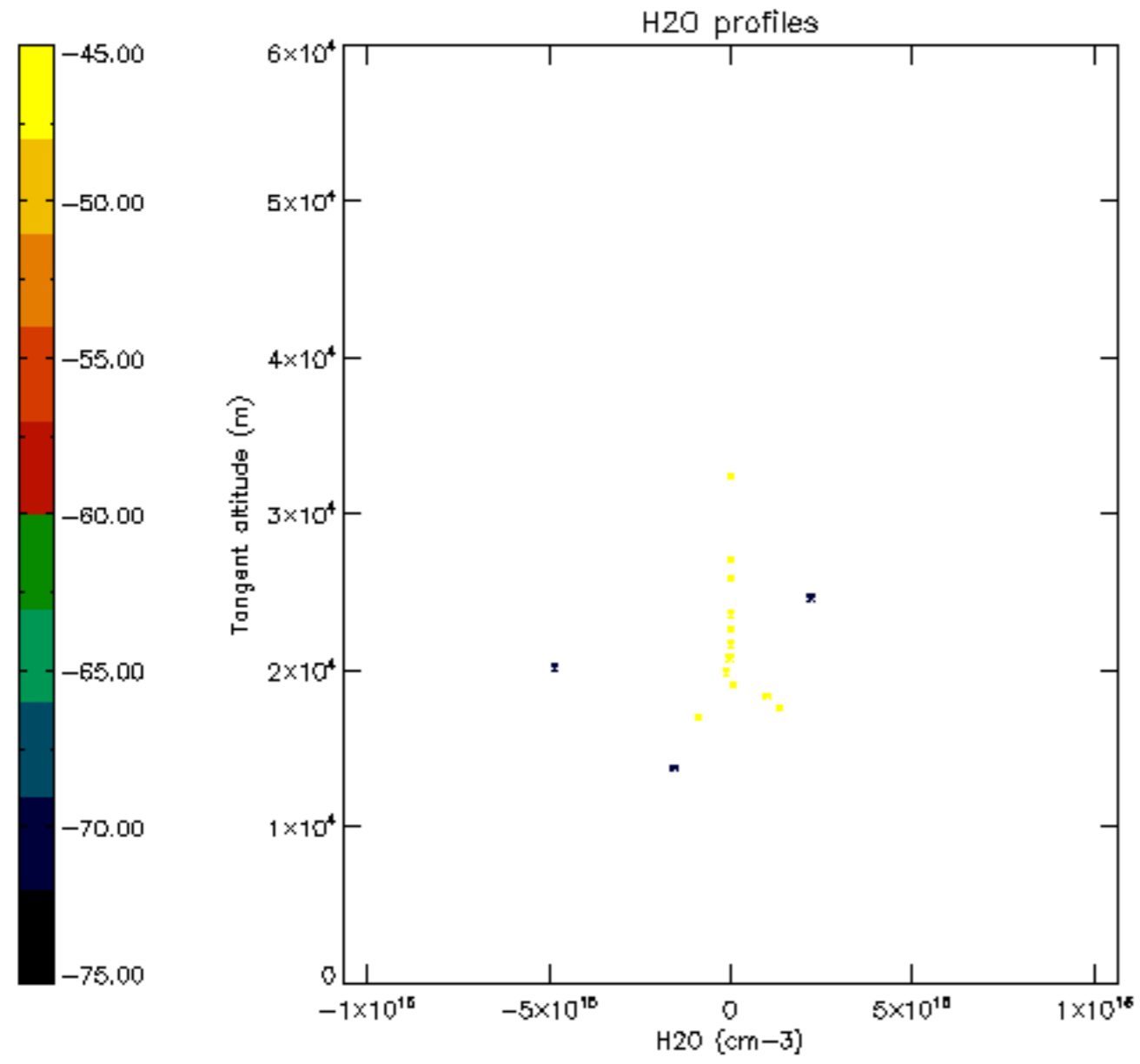


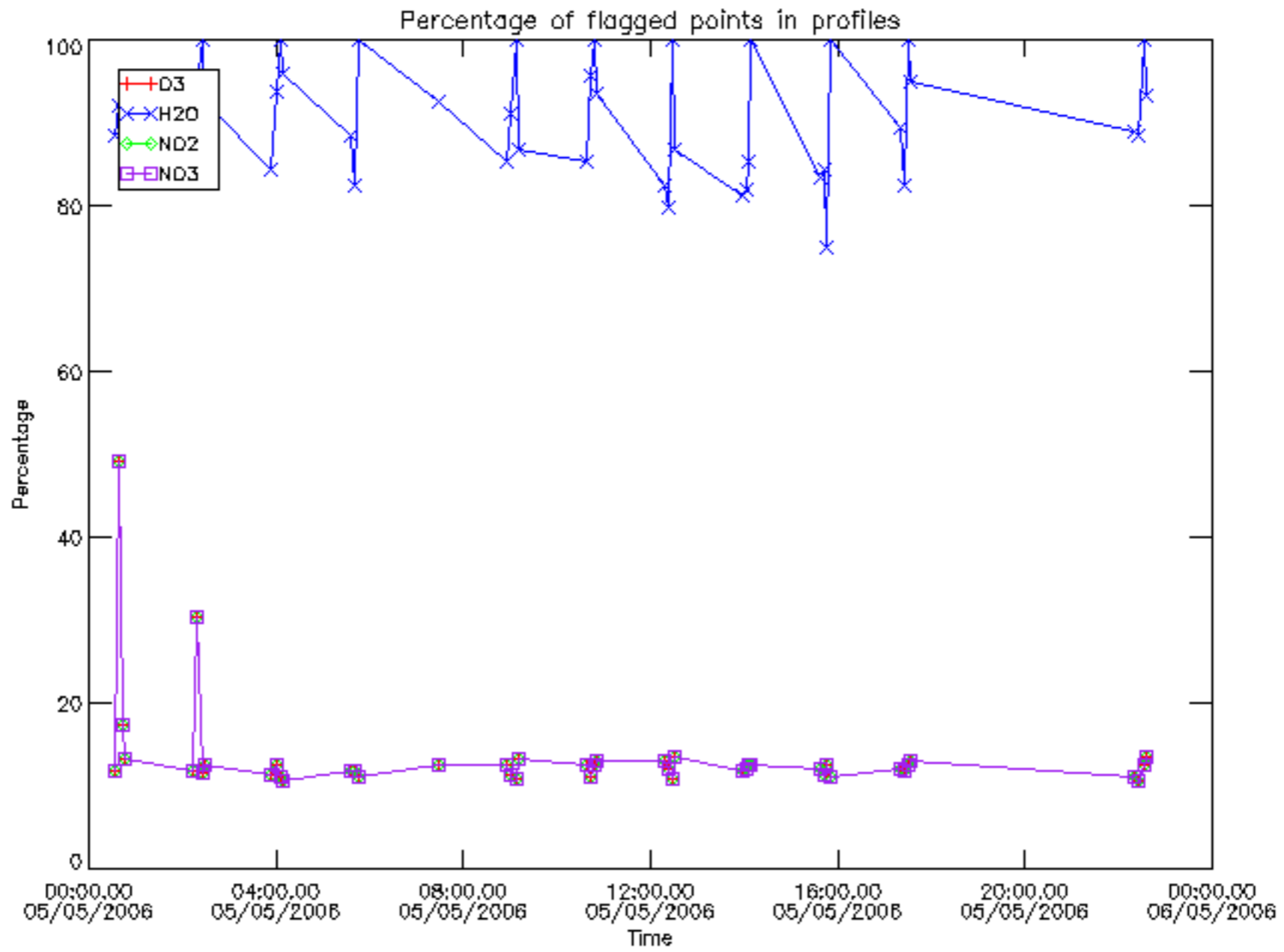




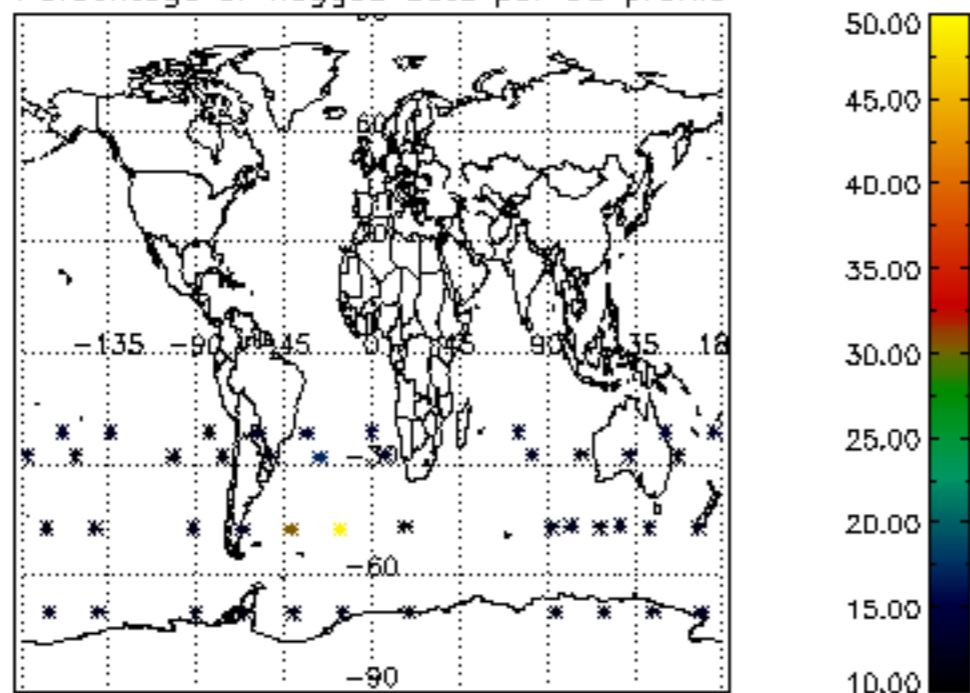




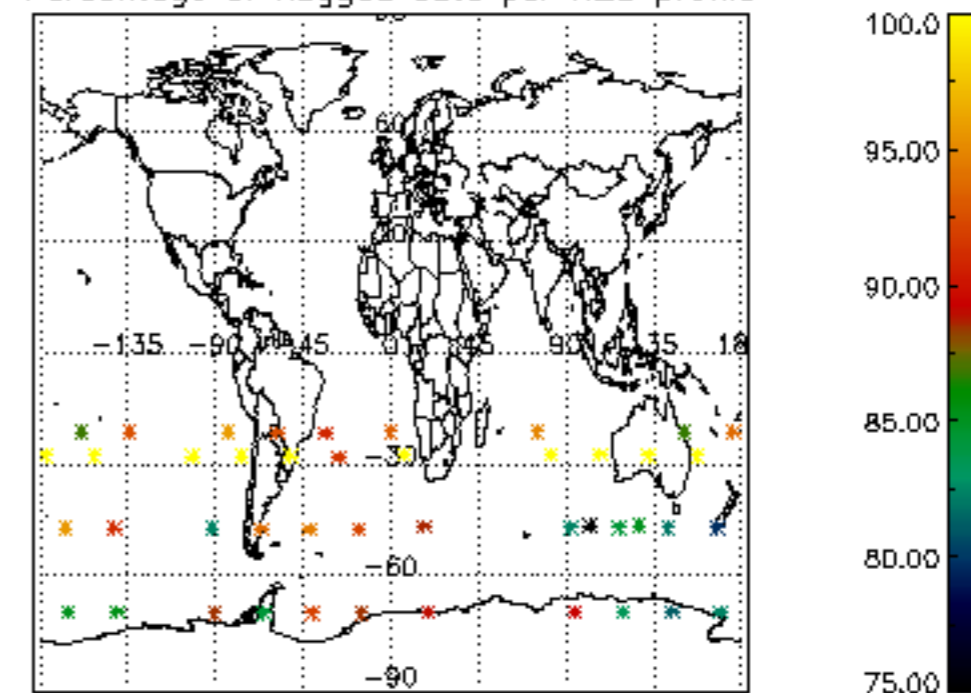




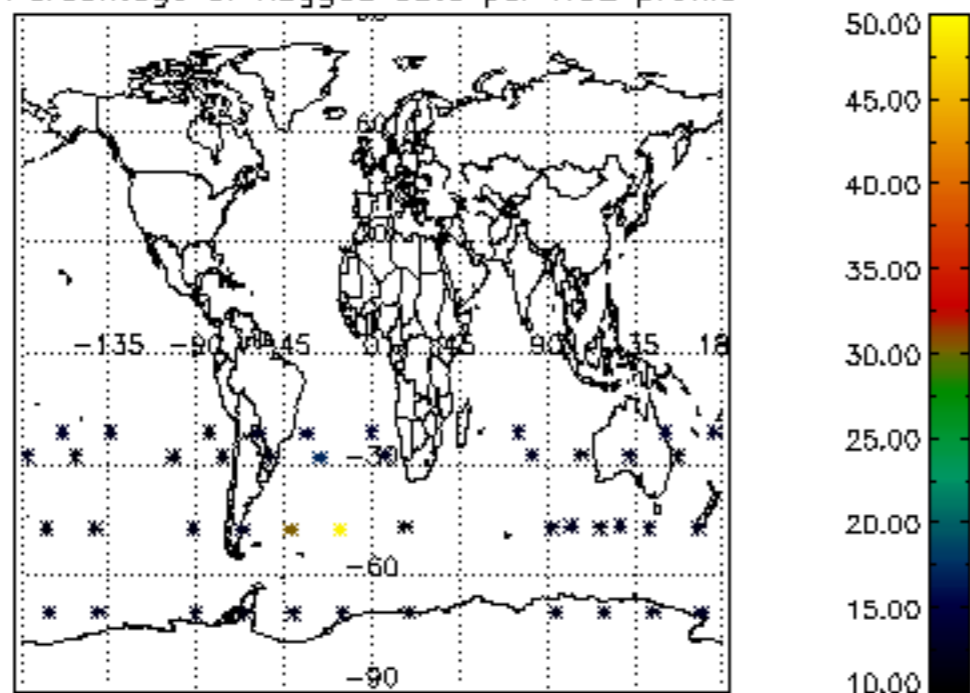
Percentage of flagged data per D3 profile



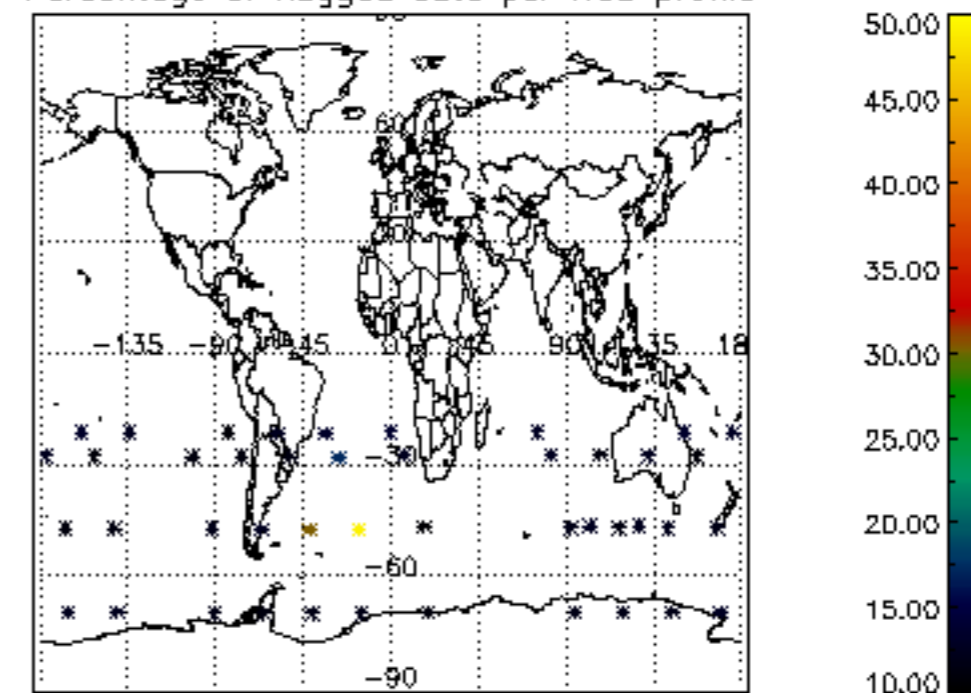
Percentage of flagged data per H2O profile

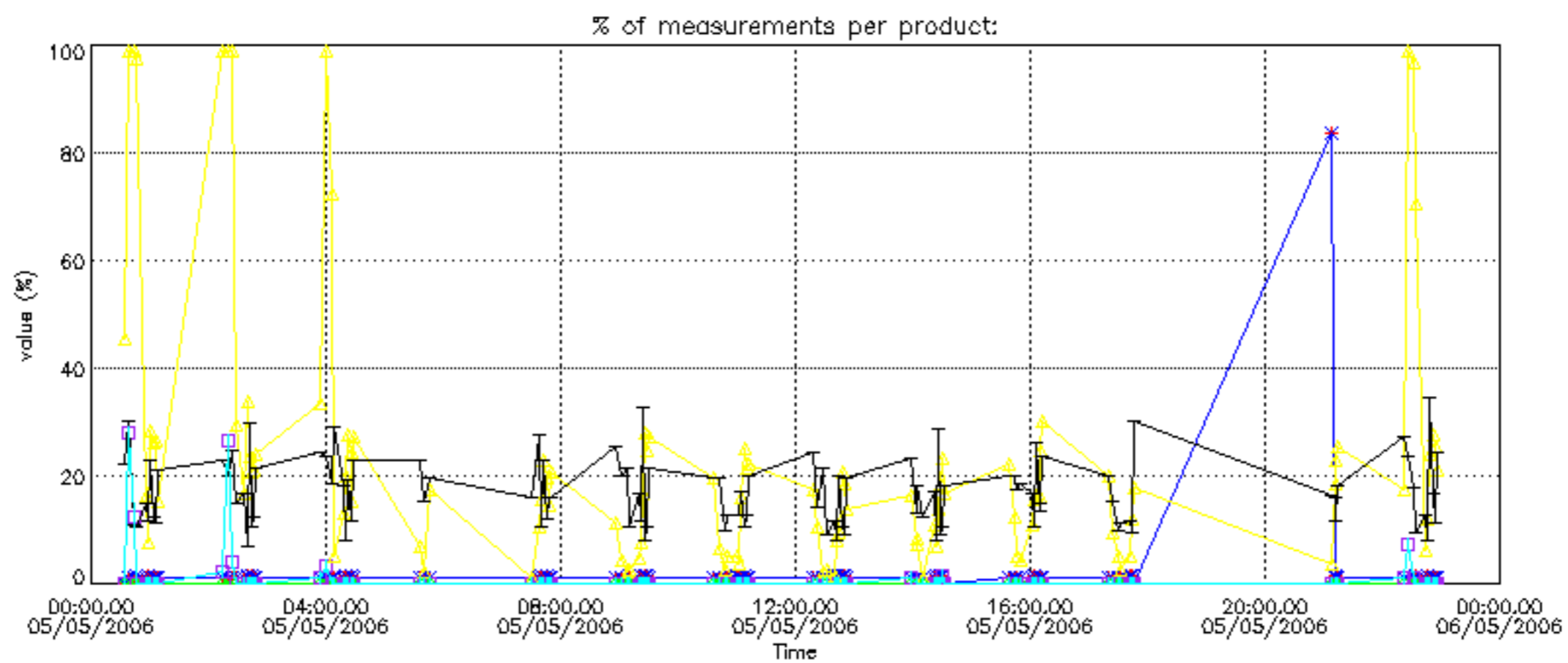


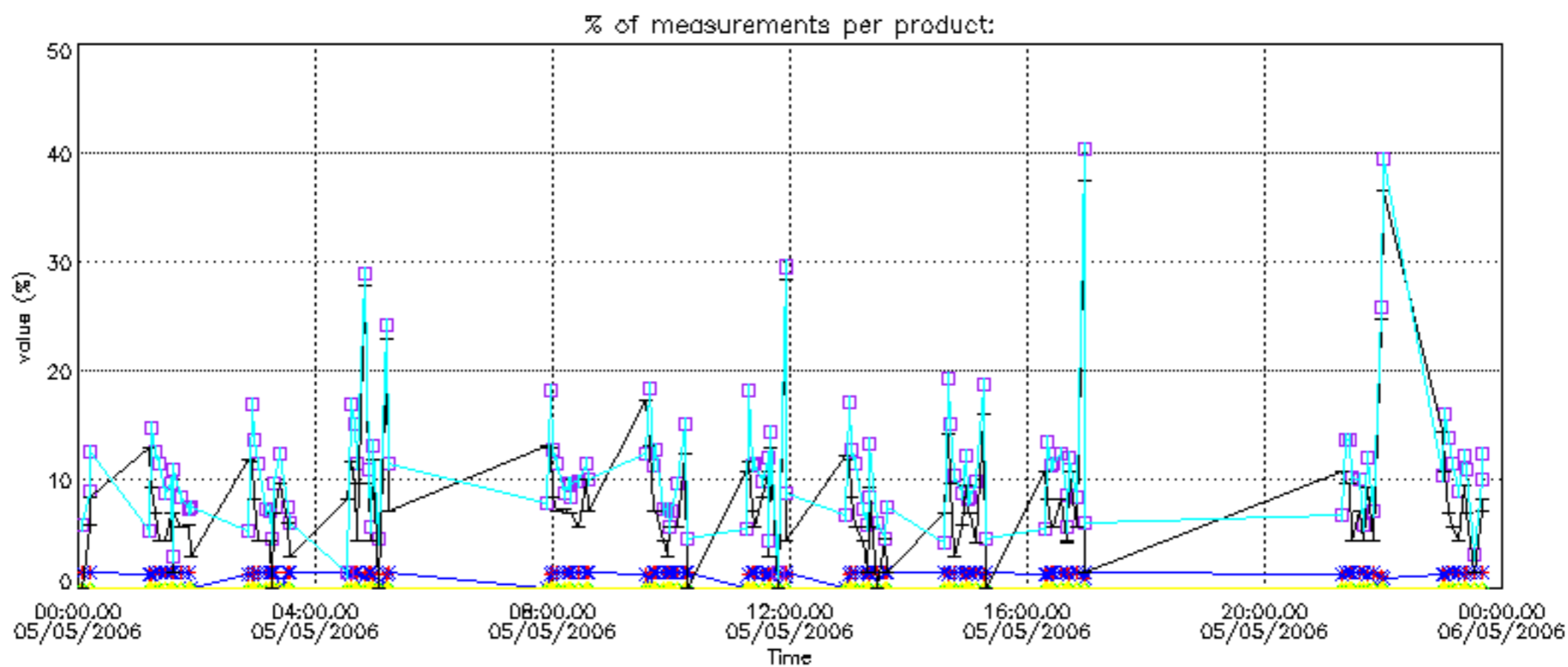
Percentage of flagged data per NO2 profile



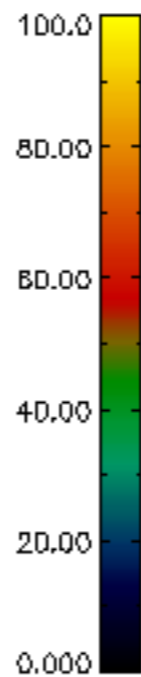
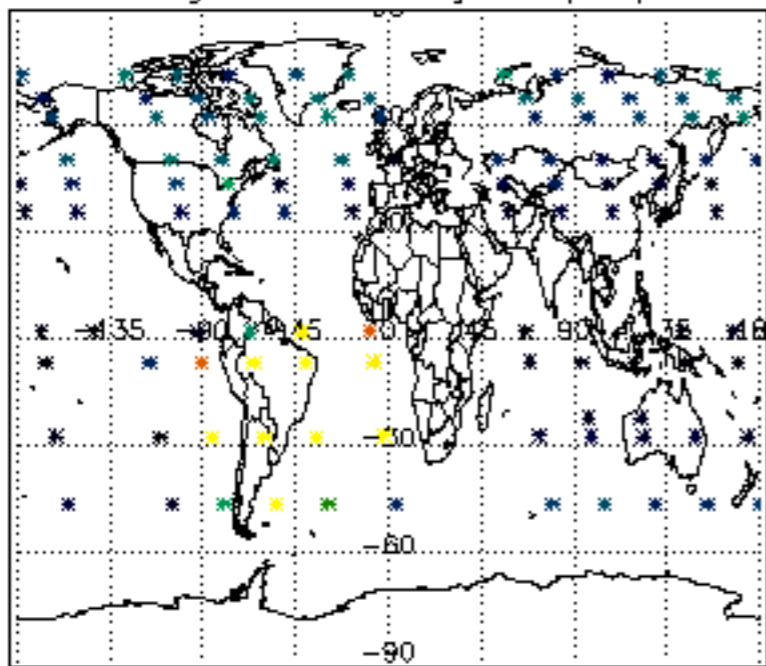
Percentage of flagged data per NO3 profile



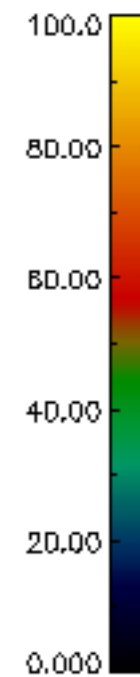
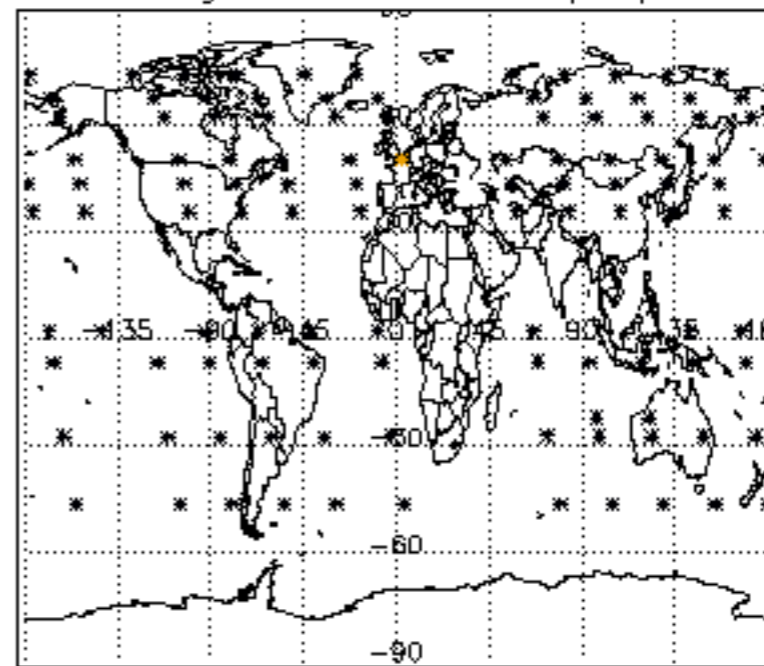




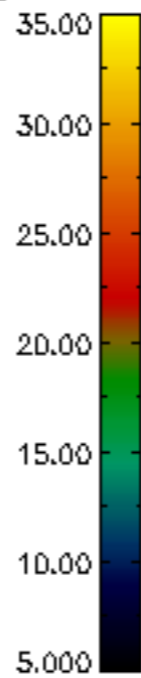
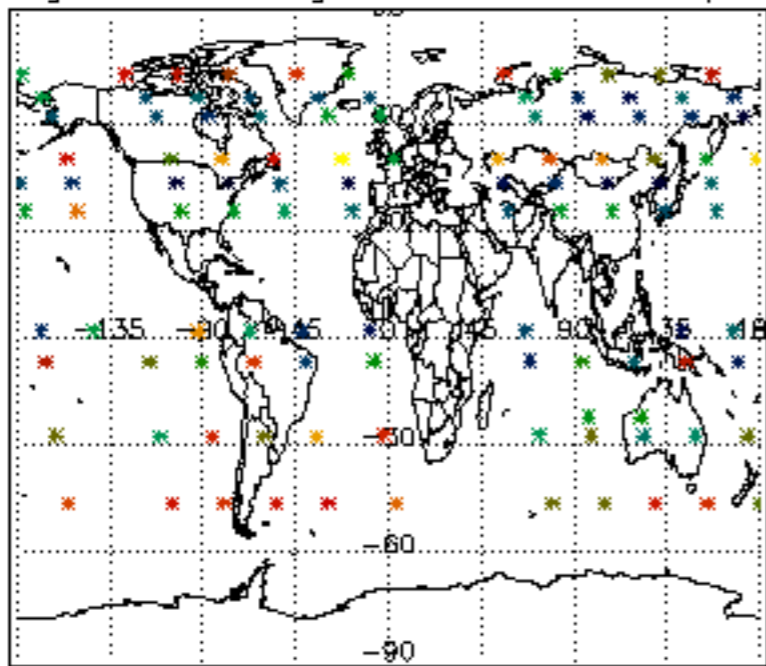
Percentage of cosmic ray hits per profile



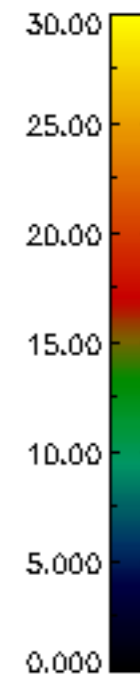
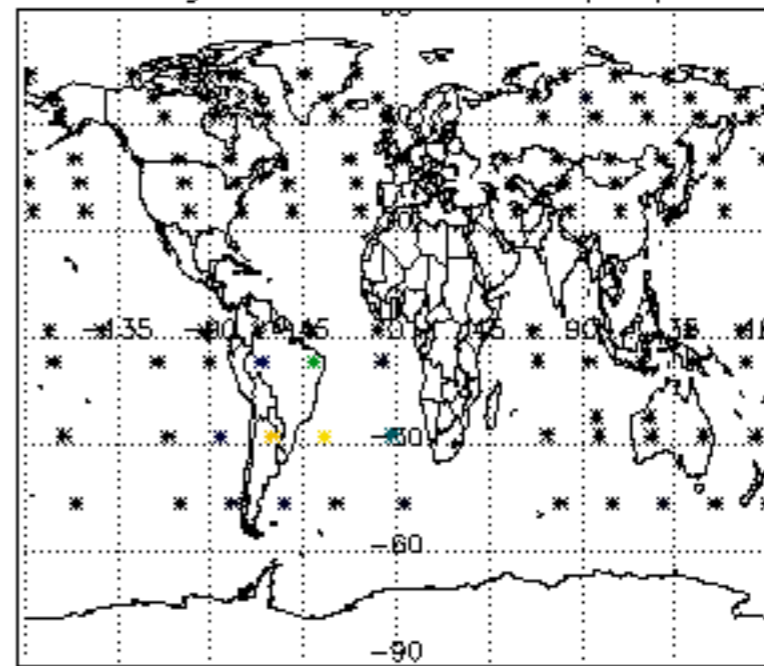
Percentage of datation errors per profile



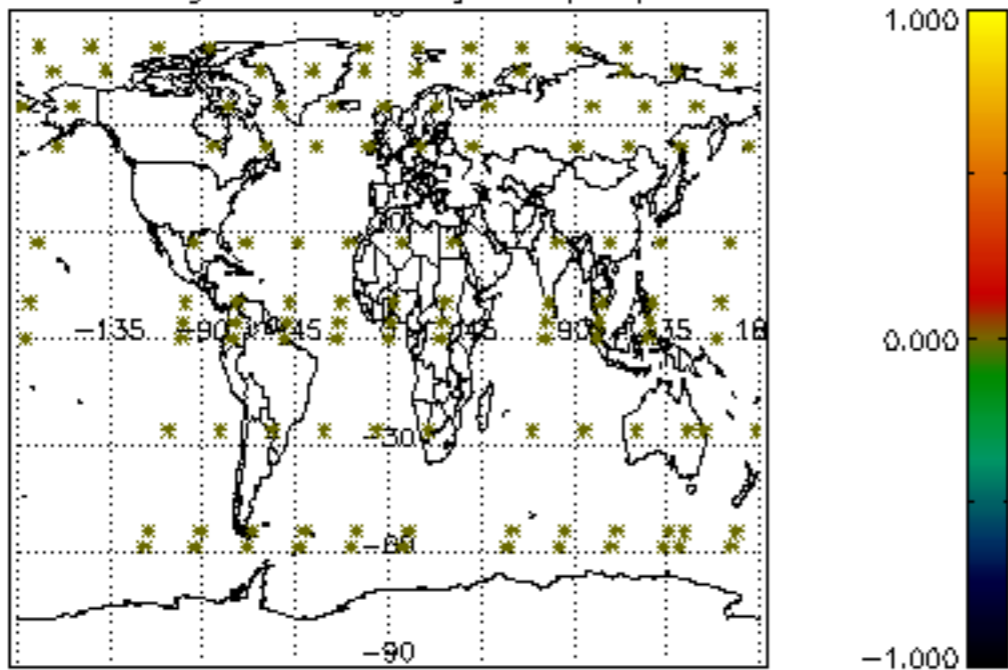
Percentage of star falling outside central band per profile



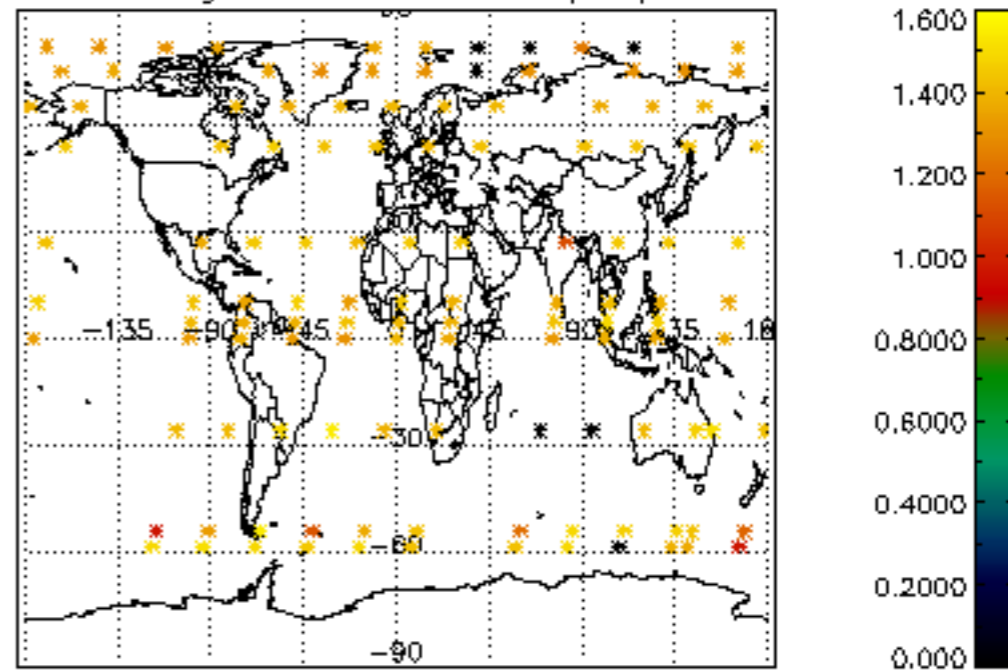
Percentage of saturation errors per profile



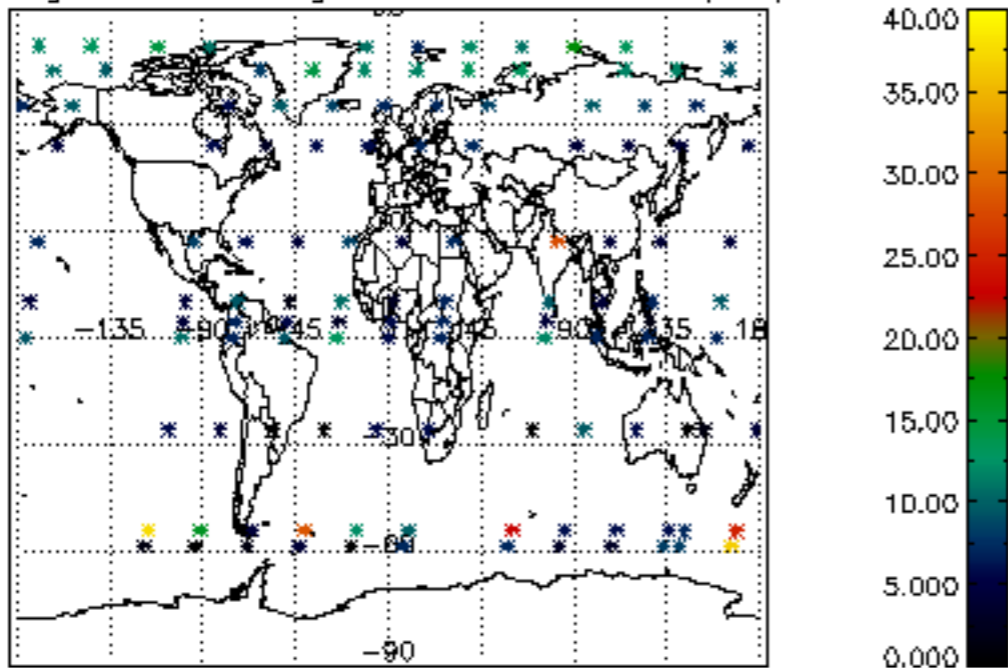
Percentage of cosmic ray hits per profile



Percentage of datation errors per profile



Percentage of star falling outside central band per profile



Percentage of saturation errors per profile

