

GOMOS Level 2 Daily Report

SUMMARY

[1. General Info](#)

[2. Summary of processed GOM_NL_2P products](#)

[3. Level 2 Quality information per product](#)

[3.1 Plot of level 2 quality information per product \(time dependant\)](#)

[3.2 Plot of level 2 quality information per product \(world map\)](#)

[4. Level 1 Quality information per product \(stored on level 2 products\)](#)

[4.1 Plot of level 1 quality information per product \(time dependant\)](#)

[4.1.1 Plot of level 1 quality information per product \(time dependant\): ASCENDING](#)

[4.1.2 Plot of level 1 quality information per product \(time dependant\): DESCENDING](#)

[4.2 Plot of level 1 quality information per product \(world map\)](#)

[4.2.1 Plot of level 1 quality information per product \(world map\): ASCENDING](#)

[4.2.2 Plot of level 1 quality information per product \(world map\): DESCENDING](#)

[5. Ozone profiles based on quality statistics and other trace gas profiles](#)

[5.1 Ozone statistics based on quality of products](#)

[5.2 Plot ozone profiles for all STD \(dark without errors\)](#)

[5.3 Plot ozone profiles where STD < 20% \(dark without errors\)](#)

[5.4. Plot ozone profiles where STD < 10% \(dark without errors\)](#)

[5.5. Plot ozone profiles where STD < 5% \(dark without errors\)](#)

[5.6 Plot NO2 profiles for all STD \(dark without errors\)](#)

[5.7 Plot NO3 profiles for all STD \(dark without errors\)](#)

[5.8 Plot H2O profiles \(only for occultations of stars 1,2,3,4,13,14,16,26,63 dark without errors\) for all STD](#)

[6. Auxiliary Data Files used for the production reported in section 2](#)

This report presents the daily analysis on parameters extracted from GOMOS level 2 data (GOM_NL__2P). It is intended to monitor some important parameters that will impact the quality of these products. A list of level 2 products (and content) that have arrived during the reporting day to the PCF is also given.

Item	Value
Time of report generation	23APR2013 20:04:46
Data source version	GOMOS/6.01
Start time of products	04-05-2006 (04MAY2006 00:00:00)
Stop time of products	05-05-2006 (05MAY2006 00:00:00)
Store outputs in DB	Yes
Nb of level 2 prods	298
Nb of prods with errors	0

2. Summary of processed GOM_NL__2P products.

Nr	Filename	UTC Start time	Limb	Duration	Star Id	Star Name	Star Mag	Star Temp	Nb Meas	Orbit	Prod. error
1	GOM_NL__2PRFIN20060504_000237_000000372047_00231_21828_9514.N1	04-MAY-2006 00:02:37	Bright	37.000	169	46Gam Hya	2.9910	4700.0	74	21828	No
2	GOM_NL__2PRFIN20060504_000555_000000392047_00231_21828_9515.N1	04-MAY-2006 00:05:55	Bright	38.500	15	67Alp Vir	0.97600	28000.	77	21828	No
3	GOM_NL__2PRFIN20060504_000901_000000372047_00231_21828_9516.N1	04-MAY-2006 00:09:01	Bright	36.500	121	29Gam Vir	2.7400	7200.0	73	21828	No
4	GOM_NL__2PRFIN20060504_001217_000000352047_00231_21828_9517.N1	04-MAY-2006 00:12:17	Bright	35.000	138	47Eps Vir	2.8280	4700.0	70	21828	No
5	GOM_NL__2PRFIN20060504_001958_000000372047_00231_21828_9518.N1	04-MAY-2006 00:19:58	Bright	37.000	152	12Alp2CVn	2.8900	11000.	74	21828	No
6	GOM_NL__2PRFIN20060504_002438_000000362047_00231_21828_9519.N1	04-MAY-2006 00:24:38	Bright	36.000	87	64Gam UMa	2.4330	11000.	72	21828	No
7	GOM_NL__2PRFIN20060504_002607_000000332047_00231_21828_9520.N1	04-MAY-2006 00:26:07	Bright	33.000	82	48Bet UMa	2.3650	10600.	66	21828	No
8	GOM_NL__2PRFIN20060504_002724_000000342047_00231_21828_9521.N1	04-MAY-2006 00:27:24	Bright	33.500	36	50Alp UMa	1.8000	6300.0	67	21828	No
9	GOM_NL__2PRFIN20060504_003443_000000352047_00231_21828_9522.N1	04-MAY-2006 00:34:43	Bright	35.000	49	1Alp UMi	1.9900	6300.0	70	21828	No
10	GOM_NL__2PRFIN20060504_004242_000000342047_00231_21828_9523.N1	04-MAY-2006 00:42:42	Bright	33.500	110	37Del Cas	2.6780	8900.0	67	21828	No
11	GOM_NL__2PRFIN20060504_004402_000000352047_00231_21828_9524.N1	04-MAY-2006 00:44:02	Bright	34.500	68	18Alp Cas	2.2250	4500.0	69	21828	No
12	GOM_NL__2PRFIN20060504_011002_000000452047_00231_21828_9525.N1	04-MAY-2006 01:10:02	Dark	45.000	18	24Alp PsA	1.1660	9700.0	90	21828	No
13	GOM_NL__2PRFIN20060504_011550_000000422047_00231_21828_9526.N1	04-MAY-2006 01:15:50	Dark	42.000	31	Alp Gru	1.7340	15200.	84	21828	No
14	GOM_NL__2PRFIN20060504_011819_000000402047_00232_21829_9508.N1	04-MAY-2006 01:18:19	Dark	40.000	148	Alp Tuc	2.8780	4100.0	80	21829	No
15	GOM_NL__2PRFIN20060504_012746_000000412047_00232_21829_9509.N1	04-MAY-2006 01:27:46	Straylight	40.500	43	Alp TrA	1.9100	4250.0	81	21829	No
16	GOM_NL__2PRFIN20060504_012958_000000392047_00232_21829_9510.N1	04-MAY-2006 01:29:58	Straylight	38.500	134	Bet TrA	2.8100	6600.0	77	21829	No
17	GOM_NL__2PRFIN20060504_013157_000000442047_00232_21829_9511.N1	04-MAY-2006 01:31:57	Straylight	43.500	4	Alp1Cen	-0.010000	5800.0	87	21829	No
18	GOM_NL__2PRFIN20060504_013524_000000402047_00232_21829_9512.N1	04-MAY-2006 01:35:24	Straylight	40.000	78	Alp Lup	2.3040	28000.	80	21829	No
19	GOM_NL__2PRFIN20060504_013657_000000412047_00232_21829_9513.N1	04-MAY-2006 01:36:57	Straylight	41.000	81	Eta Cen	2.3560	28000.	82	21829	No
20	GOM_NL__2PRFIN20060504_013859_000000432047_00232_21829_9514.N1	04-MAY-2006 01:38:59	Twilight_stray	43.000	54	5The Cen	2.0550	4500.0	86	21829	No
21	GOM_NL__2PRFIN20060504_014314_000000372047_00232_21829_9515.N1	04-MAY-2006 01:43:14	Bright	37.000	169	46Gam Hya	2.9910	4700.0	74	21829	No
22	GOM_NL__2PRFIN20060504_014631_000000392047_00232_21829_9516.N1	04-MAY-2006 01:46:31	Bright	39.000	15	67Alp Vir	0.97600	28000.	78	21829	No
23	GOM_NL__2PRFIN20060504_014937_000000372047_00232_21829_9517.N1	04-MAY-2006 01:49:37	Bright	36.500	121	29Gam Vir	2.7400	7200.0	73	21829	No
24	GOM_NL__2PRFIN20060504_015253_000000352047_00232_21829_9518.N1	04-MAY-2006 01:52:53	Bright	35.000	138	47Eps Vir	2.8280	4700.0	70	21829	No
25	GOM_NL__2PRFIN20060504_020034_000000362047_00232_21829_9519.N1	04-MAY-2006 02:00:34	Bright	35.500	152	12Alp2CVn	2.8900	11000.	71	21829	No
26	GOM_NL__2PRFIN20060504_020514_000000362047_00232_21829_9520.N1	04-MAY-2006 02:05:14	Bright	35.500	87	64Gam UMa	2.4330	11000.	71	21829	No
27	GOM_NL__2PRFIN20060504_020643_000000362047_00232_21829_9521.N1	04-MAY-2006 02:06:43	Bright	35.500	82	48Bet UMa	2.3650	10600.	71	21829	No
28	GOM_NL__2PRFIN20060504_020800_000000342047_00232_21829_9522.N1	04-MAY-2006 02:08:00	Bright	34.000	36	50Alp UMa	1.8000	6300.0	68	21829	No
29	GOM_NL__2PRFIN20060504_021519_000000352047_00232_21829_9523.N1	04-MAY-2006 02:15:19	Bright	34.500	49	1Alp UMi	1.9900	6300.0	69	21829	No
30	GOM_NL__2PRFIN20060504_022318_000000522047_00232_21829_9524.N1	04-MAY-2006 02:23:18	Bright	52.000	110	37Del Cas	2.6780	8900.0	104	21829	No
31	GOM_NL__2PRFIN20060504_022438_000000332047_00232_21829_9525.N1	04-MAY-2006 02:24:38	Bright	33.000	68	18Alp Cas	2.2250	4500.0	66	21829	No
32	GOM_NL__2PRFIN20060504_025038_000000442047_00232_21829_9526.N1	04-MAY-2006 02:50:38	Dark	44.000	18	24Alp PsA	1.1660	9700.0	88	21829	No
33	GOM_NL__2PRFIN20060504_025626_000000422047_00232_21829_9527.N1	04-MAY-2006 02:56:26	Dark	42.000	31	Alp Gru	1.7340	15200.	84	21829	No
34	GOM_NL__2PRFIN20060504_025855_000000422047_00233_21830_9508.N1	04-MAY-2006 02:58:55	Dark	42.000	148	Alp Tuc	2.8780	4100.0	84	21830	No
35	GOM_NL__2PRFIN20060504_030822_000000382047_00233_21830_9509.N1	04-MAY-2006 03:08:22	Straylight	38.000	43	Alp TrA	1.9100	4250.0	76	21830	No
36	GOM_NL__2PRFIN20060504_031034_000000402047_00233_21830_9510.N1	04-MAY-2006 03:10:34	Straylight	40.000	134	Bet TrA	2.8100	6600.0	80	21830	No
37	GOM_NL__2PRFIN20060504_031233_000000512047_00233_21830_9511.N1	04-MAY-2006 03:12:33	Straylight	51.000	4	Alp1Cen	-0.010000	5800.0	102	21830	No
38	GOM_NL__2PRFIN20060504_031601_000000402047_00233_21830_9512.N1	04-MAY-2006 03:16:01	Straylight	39.500	78	Alp Lup	2.3040	28000.	79	21830	No
39	GOM_NL__2PRFIN20060504_031733_000000392047_00233_21830_9513.N1	04-MAY-2006 03:17:33	Straylight	39.000	81	Eta Cen	2.3560	28000.	78	21830	No
40	GOM_NL__2PRFIN20060504_031936_000000422047_00233_21830_9514.N1	04-MAY-2006 03:19:36	Twilight_stray	41.500	54	5The Cen	2.0550	4500.0	83	21830	No
41	GOM_NL__2PRFIN20060504_032350_000000372047_00233_21830_9515.N1	04-MAY-2006 03:23:50	Bright	37.000	169	46Gam Hya	2.9910	4700.0	74	21830	No
42	GOM_NL__2PRFIN20060504_032707_000000392047_00233_21830_9516.N1	04-MAY-2006 03:27:07	Bright	39.000	15	67Alp Vir	0.97600	28000.	78	21830	No

43	GOM_NL__2PRFIN20060504_033014_000000362047_00233_21830_9517.N1	04-MAY-2006 03:30:14	Bright	35.500	121	29Gam Vir	2.7400	7200.0	71	21830	No
44	GOM_NL__2PRFIN20060504_033329_000000352047_00233_21830_9518.N1	04-MAY-2006 03:33:29	Bright	34.500	138	47Eps Vir	2.8280	4700.0	69	21830	No
45	GOM_NL__2PRFIN20060504_034110_000000352047_00233_21830_9519.N1	04-MAY-2006 03:41:10	Bright	34.500	152	12Alp2CVn	2.8900	11000.	69	21830	No
46	GOM_NL__2PRFIN20060504_034550_000000332047_00233_21830_9520.N1	04-MAY-2006 03:45:50	Bright	33.000	87	64Gam UMa	2.4330	11000.	66	21830	No
47	GOM_NL__2PRFIN20060504_034720_000000362047_00233_21830_9521.N1	04-MAY-2006 03:47:20	Bright	35.500	82	48Bet UMa	2.3650	10600.	71	21830	No
48	GOM_NL__2PRFIN20060504_034836_000000352047_00233_21830_9522.N1	04-MAY-2006 03:48:36	Bright	35.000	36	50Alp UMa	1.8000	6300.0	70	21830	No
49	GOM_NL__2PRFIN20060504_035555_000000362047_00233_21830_9523.N1	04-MAY-2006 03:55:55	Bright	35.500	49	1Alp UMi	1.9900	6300.0	71	21830	No
50	GOM_NL__2PRFIN20060504_040355_000000332047_00233_21830_9524.N1	04-MAY-2006 04:03:55	Bright	32.500	110	37Del Cas	2.6780	8900.0	65	21830	No
51	GOM_NL__2PRFIN20060504_040514_000000332047_00233_21830_9525.N1	04-MAY-2006 04:05:14	Bright	32.500	68	18Alp Cas	2.2250	4500.0	65	21830	No
52	GOM_NL__2PRFIN20060504_043114_000000442047_00233_21830_9526.N1	04-MAY-2006 04:31:14	Dark	43.500	18	24Alp PsA	1.1660	9700.0	87	21830	No
53	GOM_NL__2PRFIN20060504_043703_000000452047_00233_21830_9527.N1	04-MAY-2006 04:37:03	Dark	44.500	31	Alp Gru	1.7340	15200.	89	21830	No
54	GOM_NL__2PRFIN20060504_043931_000000482047_00234_21831_9508.N1	04-MAY-2006 04:39:31	Dark	48.000	148	Alp Tuc	2.8780	4100.0	96	21831	No
55	GOM_NL__2PRFIN20060504_044858_000000422047_00234_21831_9509.N1	04-MAY-2006 04:48:58	Straylight	41.500	43	Alp TrA	1.9100	4250.0	83	21831	No
56	GOM_NL__2PRFIN20060504_045110_000000392047_00234_21831_9510.N1	04-MAY-2006 04:51:10	Straylight	39.000	134	Bet TrA	2.8100	6600.0	78	21831	No
57	GOM_NL__2PRFIN20060504_045310_000000382047_00234_21831_9511.N1	04-MAY-2006 04:53:10	Straylight	38.000	4	Alp1Cen	-0.010000	5800.0	76	21831	No
58	GOM_NL__2PRFIN20060504_045637_000000392047_00234_21831_9512.N1	04-MAY-2006 04:56:37	Straylight	39.000	78	Alp Lup	2.3040	28000.	78	21831	No
59	GOM_NL__2PRFIN20060504_045809_000000392047_00234_21831_9513.N1	04-MAY-2006 04:58:09	Straylight	39.000	81	Eta Cen	2.3560	28000.	78	21831	No
60	GOM_NL__2PRFIN20060504_050012_000000442047_00234_21831_9514.N1	04-MAY-2006 05:00:12	Tw_i_and_stray	43.500	54	5The Cen	2.0550	4500.0	87	21831	No
61	GOM_NL__2PRFIN20060504_050426_000000382047_00234_21831_9515.N1	04-MAY-2006 05:04:26	Bright	37.500	169	46Gam Hya	2.9910	4700.0	75	21831	No
62	GOM_NL__2PRFIN20060504_050744_000000382047_00234_21831_9516.N1	04-MAY-2006 05:07:44	Bright	37.500	15	67Alp Vir	0.97600	28000.	75	21831	No
63	GOM_NL__2PRFIN20060504_051050_000000362047_00234_21831_9517.N1	04-MAY-2006 05:10:50	Bright	35.500	121	29Gam Vir	2.7400	7200.0	71	21831	No
64	GOM_NL__2PRFIN20060504_051405_000000352047_00234_21831_9518.N1	04-MAY-2006 05:14:05	Bright	34.500	138	47Eps Vir	2.8280	4700.0	69	21831	No
65	GOM_NL__2PRFIN20060504_052146_000000342047_00234_21831_9519.N1	04-MAY-2006 05:21:46	Bright	34.000	152	12Alp2CVn	2.8900	11000.	68	21831	No
66	GOM_NL__2PRFIN20060504_052626_000000392047_00234_21831_9520.N1	04-MAY-2006 05:26:26	Bright	39.000	87	64Gam UMa	2.4330	11000.	78	21831	No
67	GOM_NL__2PRFIN20060504_052756_000000352047_00234_21831_9521.N1	04-MAY-2006 05:27:56	Bright	35.000	82	48Bet UMa	2.3650	10600.	70	21831	No
68	GOM_NL__2PRFIN20060504_052913_000000372047_00234_21831_9522.N1	04-MAY-2006 05:29:13	Bright	36.500	36	50Alp UMa	1.8000	6300.0	73	21831	No
69	GOM_NL__2PRFIN20060504_053631_000000362047_00234_21831_9523.N1	04-MAY-2006 05:36:31	Bright	35.500	49	1Alp UMi	1.9900	6300.0	71	21831	No
70	GOM_NL__2PRFIN20060504_054431_000000522047_00234_21831_9524.N1	04-MAY-2006 05:44:31	Bright	52.000	110	37Del Cas	2.6780	8900.0	104	21831	No
71	GOM_NL__2PRFIN20060504_054550_000000422047_00234_21831_9525.N1	04-MAY-2006 05:45:50	Bright	42.000	68	18Alp Cas	2.2250	4500.0	84	21831	No
72	GOM_NL__2PRFIN20060504_061151_000000462047_00234_21831_9526.N1	04-MAY-2006 06:11:51	Dark	45.500	18	24Alp PsA	1.1660	9700.0	91	21831	No
73	GOM_NL__2PRFIN20060504_061739_000000452047_00234_21831_9527.N1	04-MAY-2006 06:17:39	Dark	45.000	31	Alp Gru	1.7340	15200.	90	21831	No
74	GOM_NL__2PRFIN20060504_062008_000000382047_00235_21832_9508.N1	04-MAY-2006 06:20:08	Dark	37.500	148	Alp Tuc	2.8780	4100.0	75	21832	No
75	GOM_NL__2PRFIN20060504_062935_000000392047_00235_21832_9509.N1	04-MAY-2006 06:29:35	Straylight	38.500	43	Alp TrA	1.9100	4250.0	77	21832	No
76	GOM_NL__2PRFIN20060504_063147_000000392047_00235_21832_9510.N1	04-MAY-2006 06:31:47	Straylight	38.500	134	Bet TrA	2.8100	6600.0	77	21832	No
77	GOM_NL__2PRFIN20060504_063346_000000432047_00235_21832_9511.N1	04-MAY-2006 06:33:46	Straylight	43.000	4	Alp1Cen	-0.010000	5800.0	86	21832	No
78	GOM_NL__2PRFIN20060504_063713_000000402047_00235_21832_9512.N1	04-MAY-2006 06:37:13	Straylight	39.500	78	Alp Lup	2.3040	28000.	79	21832	No
79	GOM_NL__2PRFIN20060504_063845_000000412047_00235_21832_9513.N1	04-MAY-2006 06:38:45	Straylight	40.500	81	Eta Cen	2.3560	28000.	81	21832	No
80	GOM_NL__2PRFIN20060504_064048_000000402047_00235_21832_9514.N1	04-MAY-2006 06:40:48	Tw_i_and_stray	39.500	54	5The Cen	2.0550	4500.0	79	21832	No
81	GOM_NL__2PRFIN20060504_064502_000000382047_00235_21832_9515.N1	04-MAY-2006 06:45:02	Bright	38.000	169	46Gam Hya	2.9910	4700.0	76	21832	No
82	GOM_NL__2PRFIN20060504_064820_000000382047_00235_21832_9516.N1	04-MAY-2006 06:48:20	Bright	37.500	15	67Alp Vir	0.97600	28000.	75	21832	No
83	GOM_NL__2PRFIN20060504_065126_000000362047_00235_21832_9517.N1	04-MAY-2006 06:51:26	Bright	35.500	121	29Gam Vir	2.7400	7200.0	71	21832	No
84	GOM_NL__2PRFIN20060504_065441_000000352047_00235_21832_9518.N1	04-MAY-2006 06:54:41	Bright	35.000	138	47Eps Vir	2.8280	4700.0	70	21832	No
85	GOM_NL__2PRFIN20060504_070222_000000362047_00235_21832_9519.N1	04-MAY-2006 07:02:22	Bright	36.000	152	12Alp2CVn	2.8900	11000.	72	21832	No
86	GOM_NL__2PRFIN20060504_070707_000000362047_00235_21832_9520.N1	04-MAY-2006 07:07:07	Bright	35.500	55	79Zet UMa	2.0600	10200.	71	21832	No
87	GOM_NL__2PRFIN20060504_070832_000000362047_00235_21832_9521.N1	04-MAY-2006 07:08:32	Bright	35.500	82	48Bet UMa	2.3650	10600.	71	21832	No
88	GOM_NL__2PRFIN20060504_070949_000000342047_00235_21832_9522.N1	04-MAY-2006 07:09:49	Bright	34.000	36	50Alp UMa	1.8000	6300.0	68	21832	No
89	GOM_NL__2PRFIN20060504_071707_000000352047_00235_21832_9523.N1	04-MAY-2006 07:17:07	Bright	34.500	49	1Alp UMi	1.9900	6300.0	69	21832	No
90	GOM_NL__2PRFIN20060504_072507_000000452047_00235_21832_9524.N1	04-MAY-2006 07:25:07	Bright	44.500	110	37Del Cas	2.6780	8900.0	89	21832	No
91	GOM_NL__2PRFIN20060504_072626_000000342047_00235_21832_9525.N1	04-MAY-2006 07:26:26	Bright	34.000	68	18Alp Cas	2.2250	4500.0	68	21832	No
92	GOM_NL__2PRFIN20060504_074711_000000432047_00235_21832_9526.N1	04-MAY-2006 07:47:11	Dark	43.000	52	16Bet Cet	2.0370	4500.0	86	21832	No
93	GOM_NL__2PRFIN20060504_075227_000000522047_00235_21832_9527.N1	04-MAY-2006 07:52:27	Dark	52.000	18	24Alp PsA	1.1660	9700.0	104	21832	No
94	GOM_NL__2PRFIN20060504_075816_000000442047_00235_21832_9528.N1	04-MAY-2006 07:58:16	Dark	43.500	31	Alp Gru	1.7340	15200.	87	21832	No
95	GOM_NL__2PRFIN20060504_080044_000000382047_00236_21833_9508.N1	04-MAY-2006 08:00:44	Dark	38.000	148	Alp Tuc	2.8780	4100.0	76	21833	No
96	GOM_NL__2PRFIN20060504_081011_000000442047_00236_21833_9509.N1	04-MAY-2006 08:10:11	Straylight	43.500	43	Alp TrA	1.9100	4250.0	87	21833	No
97	GOM_NL__2PRFIN20060504_081223_000000382047_00236_21833_9510.N1	04-MAY-2006 08:12:23	Straylight	38.000	134	Bet TrA	2.8100	6600.0	76	21833	No
98	GOM_NL__2PRFIN20060504_081422_000000482047_00236_21833_9511.N1	04-MAY-2006 08:14:22	Straylight	48.000	4	Alp1Cen	-0.010000	5800.0	96	21833	No
99	GOM_NL__2PRFIN20060504_081749_000000412047_00236_21833_9512.N1	04-MAY-2006 08:17:49	Straylight	40.500	78	Alp Lup	2.3040	28000.	81	21833	No
100	GOM_NL__2PRFIN20060504_081922_000000412047_00236_21833_9513.N1	04-MAY-2006 08:19:22	Straylight	40.500	81	Eta Cen	2.3560	28000.	81	21833	No
101	GOM_NL__2PRFIN20060504_082124_000000442047_00236_21833_9514.N1	04-MAY-2006 08:21:24	Tw_i_and_stray	43.500	54	5The Cen	2.0550	4500.0	87	21833	No

102	GOM_NL__2PRFIN20060504_082538_000000362047_00236_21833_9515.N1	04-MAY-2006 08:25:38	Bright	36.000	169	46Gam Hya	2.9910	4700.0	72	21833	No
103	GOM_NL__2PRFIN20060504_082856_000000392047_00236_21833_9516.N1	04-MAY-2006 08:28:56	Bright	38.500	15	67Alp Vir	0.97600	28000.	77	21833	No
104	GOM_NL__2PRFIN20060504_083202_000000362047_00236_21833_9517.N1	04-MAY-2006 08:32:02	Bright	36.000	121	29Gam Vir	2.7400	7200.0	72	21833	No
105	GOM_NL__2PRFIN20060504_083517_000000352047_00236_21833_9518.N1	04-MAY-2006 08:35:17	Bright	35.000	138	47Eps Vir	2.8280	4700.0	70	21833	No
106	GOM_NL__2PRFIN20060504_084258_000000332047_00236_21833_9519.N1	04-MAY-2006 08:42:58	Bright	33.000	152	12Alp2CVn	2.8900	11000.	66	21833	No
107	GOM_NL__2PRFIN20060504_084743_000000352047_00236_21833_9520.N1	04-MAY-2006 08:47:43	Bright	34.500	55	79Zet UMa	2.0600	10200.	69	21833	No
108	GOM_NL__2PRFIN20060504_084909_000000362047_00236_21833_9521.N1	04-MAY-2006 08:49:09	Bright	35.500	82	48Bet UMa	2.3650	10600.	71	21833	No
109	GOM_NL__2PRFIN20060504_085025_000000342047_00236_21833_9522.N1	04-MAY-2006 08:50:25	Bright	34.000	36	50Alp UMa	1.8000	6300.0	68	21833	No
110	GOM_NL__2PRFIN20060504_085743_000000332047_00236_21833_9523.N1	04-MAY-2006 08:57:43	Bright	33.000	49	1Alp UMi	1.9900	6300.0	66	21833	No
111	GOM_NL__2PRFIN20060504_090543_000000332047_00236_21833_9524.N1	04-MAY-2006 09:05:43	Bright	32.500	110	37Del Cas	2.6780	8900.0	65	21833	No
112	GOM_NL__2PRFIN20060504_090702_000000332047_00236_21833_9525.N1	04-MAY-2006 09:07:02	Bright	33.000	68	18Alp Cas	2.2250	4500.0	66	21833	No
113	GOM_NL__2PRFIN20060504_092747_000000422047_00236_21833_9526.N1	04-MAY-2006 09:27:47	Dark	41.500	52	16Bet Cet	2.0370	4500.0	83	21833	No
114	GOM_NL__2PRFIN20060504_093304_000000452047_00236_21833_9527.N1	04-MAY-2006 09:33:04	Dark	45.000	18	24Alp PsA	1.1660	9700.0	90	21833	No
115	GOM_NL__2PRFIN20060504_093853_000000392047_00236_21833_9528.N1	04-MAY-2006 09:38:53	Dark	39.000	31	Alp Gru	1.7340	15200.	78	21833	No
116	GOM_NL__2PRFIN20060504_094120_000000382047_00237_21834_9508.N1	04-MAY-2006 09:41:20	Dark	38.000	148	Alp Tuc	2.8780	4100.0	76	21834	No
117	GOM_NL__2PRFIN20060504_095047_000000422047_00237_21834_9509.N1	04-MAY-2006 09:50:47	Straylight	41.500	43	Alp TrA	1.9100	4250.0	83	21834	No
118	GOM_NL__2PRFIN20060504_095259_000000392047_00237_21834_9510.N1	04-MAY-2006 09:52:59	Straylight	39.000	134	Bet TrA	2.8100	6600.0	78	21834	No
119	GOM_NL__2PRFIN20060504_095458_000000512047_00237_21834_9511.N1	04-MAY-2006 09:54:58	Straylight	50.500	4	Alp1Cen	-0.010000	5800.0	101	21834	No
120	GOM_NL__2PRFIN20060504_095826_000000392047_00237_21834_9512.N1	04-MAY-2006 09:58:26	Straylight	38.500	78	Alp Lup	2.3040	28000.	77	21834	No
121	GOM_NL__2PRFIN20060504_095958_000000412047_00237_21834_9513.N1	04-MAY-2006 09:59:58	Straylight	41.000	81	Eta Cen	2.3560	28000.	82	21834	No
122	GOM_NL__2PRFIN20060504_100200_000000432047_00237_21834_9514.N1	04-MAY-2006 10:02:00	Tw_i_and_stray	43.000	54	5The Cen	2.0550	4500.0	86	21834	No
123	GOM_NL__2PRFIN20060504_100614_000000402047_00237_21834_9515.N1	04-MAY-2006 10:06:14	Bright	40.000	169	46Gam Hya	2.9910	4700.0	80	21834	No
124	GOM_NL__2PRFIN20060504_100932_000000382047_00237_21834_9516.N1	04-MAY-2006 10:09:32	Bright	38.000	15	67Alp Vir	0.97600	28000.	76	21834	No
125	GOM_NL__2PRFIN20060504_101238_000000362047_00237_21834_9517.N1	04-MAY-2006 10:12:38	Bright	36.000	121	29Gam Vir	2.7400	7200.0	72	21834	No
126	GOM_NL__2PRFIN20060504_101553_000000362047_00237_21834_9518.N1	04-MAY-2006 10:15:53	Bright	36.000	138	47Eps Vir	2.8280	4700.0	72	21834	No
127	GOM_NL__2PRFIN20060504_102334_000000352047_00237_21834_9519.N1	04-MAY-2006 10:23:34	Bright	34.500	152	12Alp2CVn	2.8900	11000.	69	21834	No
128	GOM_NL__2PRFIN20060504_102819_000000372047_00237_21834_9520.N1	04-MAY-2006 10:28:19	Bright	37.000	55	79Zet UMa	2.0600	10200.	74	21834	No
129	GOM_NL__2PRFIN20060504_102945_000000342047_00237_21834_9521.N1	04-MAY-2006 10:29:45	Bright	34.000	82	48Bet UMa	2.3650	10600.	68	21834	No
130	GOM_NL__2PRFIN20060504_103101_000000342047_00237_21834_9522.N1	04-MAY-2006 10:31:01	Bright	34.000	36	50Alp UMa	1.8000	6300.0	68	21834	No
131	GOM_NL__2PRFIN20060504_103819_000000362047_00237_21834_9523.N1	04-MAY-2006 10:38:19	Bright	36.000	49	1Alp UMi	1.9900	6300.0	72	21834	No
132	GOM_NL__2PRFIN20060504_104619_000000382047_00237_21834_9524.N1	04-MAY-2006 10:46:19	Bright	38.000	110	37Del Cas	2.6780	8900.0	76	21834	No
133	GOM_NL__2PRFIN20060504_104738_000000332047_00237_21834_9525.N1	04-MAY-2006 10:47:38	Bright	32.500	68	18Alp Cas	2.2250	4500.0	65	21834	No
134	GOM_NL__2PRFIN20060504_110823_000000412047_00237_21834_9526.N1	04-MAY-2006 11:08:23	Dark	41.000	52	16Bet Cet	2.0370	4500.0	82	21834	No
135	GOM_NL__2PRFIN20060504_111340_000000452047_00237_21834_9527.N1	04-MAY-2006 11:13:40	Dark	44.500	18	24Alp PsA	1.1660	9700.0	89	21834	No
136	GOM_NL__2PRFIN20060504_111929_000000422047_00237_21834_9528.N1	04-MAY-2006 11:19:29	Dark	41.500	31	Alp Gru	1.7340	15200.	83	21834	No
137	GOM_NL__2PRFIN20060504_112157_000000382047_00238_21835_9508.N1	04-MAY-2006 11:21:57	Dark	37.500	148	Alp Tuc	2.8780	4100.0	75	21835	No
138	GOM_NL__2PRFIN20060504_113123_000000412047_00238_21835_9509.N1	04-MAY-2006 11:31:23	Straylight	40.500	43	Alp TrA	1.9100	4250.0	81	21835	No
139	GOM_NL__2PRFIN20060504_113335_000000382047_00238_21835_9510.N1	04-MAY-2006 11:33:35	Straylight	38.000	134	Bet TrA	2.8100	6600.0	76	21835	No
140	GOM_NL__2PRFIN20060504_113534_000000422047_00238_21835_9511.N1	04-MAY-2006 11:35:34	Straylight	41.500	4	Alp1Cen	-0.010000	5800.0	83	21835	No
141	GOM_NL__2PRFIN20060504_113902_000000402047_00238_21835_9512.N1	04-MAY-2006 11:39:02	Straylight	40.000	78	Alp Lup	2.3040	28000.	80	21835	No
142	GOM_NL__2PRFIN20060504_114034_000000402047_00238_21835_9513.N1	04-MAY-2006 11:40:34	Straylight	40.000	81	Eta Cen	2.3560	28000.	80	21835	No
143	GOM_NL__2PRFIN20060504_114236_000000432047_00238_21835_9514.N1	04-MAY-2006 11:42:36	Tw_i_and_stray	43.000	54	5The Cen	2.0550	4500.0	86	21835	No
144	GOM_NL__2PRFIN20060504_114650_000000372047_00238_21835_9515.N1	04-MAY-2006 11:46:50	Bright	36.500	169	46Gam Hya	2.9910	4700.0	73	21835	No
145	GOM_NL__2PRFIN20060504_115008_000000372047_00238_21835_9516.N1	04-MAY-2006 11:50:08	Bright	36.500	15	67Alp Vir	0.97600	28000.	73	21835	No
146	GOM_NL__2PRFIN20060504_115314_000000382047_00238_21835_9517.N1	04-MAY-2006 11:53:14	Bright	37.500	121	29Gam Vir	2.7400	7200.0	75	21835	No
147	GOM_NL__2PRFIN20060504_115629_000000362047_00238_21835_9518.N1	04-MAY-2006 11:56:29	Bright	36.000	138	47Eps Vir	2.8280	4700.0	72	21835	No
148	GOM_NL__2PRFIN20060504_120410_000000452047_00238_21835_9519.N1	04-MAY-2006 12:04:10	Bright	45.000	152	12Alp2CVn	2.8900	11000.	90	21835	No
149	GOM_NL__2PRFIN20060504_120854_000000382047_00238_21835_9520.N1	04-MAY-2006 12:08:54	Bright	37.500	55	79Zet UMa	2.0600	10200.	75	21835	No
150	GOM_NL__2PRFIN20060504_121021_000000372047_00238_21835_9521.N1	04-MAY-2006 12:10:21	Bright	37.000	82	48Bet UMa	2.3650	10600.	74	21835	No
151	GOM_NL__2PRFIN20060504_121137_000000372047_00238_21835_9522.N1	04-MAY-2006 12:11:37	Bright	37.000	36	50Alp UMa	1.8000	6300.0	74	21835	No
152	GOM_NL__2PRFIN20060504_121854_000000322047_00238_21835_9523.N1	04-MAY-2006 12:18:54	Bright	32.000	49	1Alp UMi	1.9900	6300.0	64	21835	No
153	GOM_NL__2PRFIN20060504_122655_000000522047_00238_21835_9524.N1	04-MAY-2006 12:26:55	Bright	52.000	110	37Del Cas	2.6780	8900.0	104	21835	No
154	GOM_NL__2PRFIN20060504_122814_000000352047_00238_21835_9525.N1	04-MAY-2006 12:28:14	Bright	34.500	68	18Alp Cas	2.2250	4500.0	69	21835	No
155	GOM_NL__2PRFIN20060504_124859_000000452047_00238_21835_9526.N1	04-MAY-2006 12:48:59	Dark	44.500	52	16Bet Cet	2.0370	4500.0	89	21835	No
156	GOM_NL__2PRFIN20060504_125417_000000452047_00238_21835_9527.N1	04-MAY-2006 12:54:17	Dark	45.000	18	24Alp PsA	1.1660	9700.0	90	21835	No
157	GOM_NL__2PRFIN20060504_130006_000000412047_00238_21835_9528.N1	04-MAY-2006 13:00:06	Dark	41.000	31	Alp Gru	1.7340	15200.	82	21835	No
158	GOM_NL__2PRFIN20060504_130233_000000482047_00239_21836_9528.N1	04-MAY-2006 13:02:33	Dark	47.500	148	Alp Tuc	2.8780	4100.0	95	21836	No
159	GOM_NL__2PRFIN20060504_131200_000000392047_00239_21836_9529.N1	04-MAY-2006 13:12:00	Straylight	38.500	43	Alp TrA	1.9100	4250.0	77	21836	No
160	GOM_NL__2PRFIN20060504_131412_000000382047_00239_21836_9530.N1	04-MAY-2006 13:14:12	Straylight	37.500	134	Bet TrA	2.8100	6600.0	75	21836	No

161	GOM_NL__2PRFIN20060504_131610_000000432047_00239_21836_9531.N1	04-MAY-2006 13:16:10	Straylight	42.500	4	Alp1Cen	-0.010000	5800.0	85	21836	No
162	GOM_NL__2PRFIN20060504_131938_000000392047_00239_21836_9532.N1	04-MAY-2006 13:19:38	Straylight	39.000	78	Alp Lup	2.3040	28000.	78	21836	No
163	GOM_NL__2PRFIN20060504_132110_000000372047_00239_21836_9533.N1	04-MAY-2006 13:21:10	Straylight	37.000	81	Eta Cen	2.3560	28000.	74	21836	No
164	GOM_NL__2PRFIN20060504_132313_000000422047_00239_21836_9534.N1	04-MAY-2006 13:23:13	Tw_i_and_stray	42.000	54	5The Cen	2.0550	4500.0	84	21836	No
165	GOM_NL__2PRFIN20060504_132726_000000372047_00239_21836_9535.N1	04-MAY-2006 13:27:26	Bright	36.500	169	46Gam Hya	2.9910	4700.0	73	21836	No
166	GOM_NL__2PRFIN20060504_133044_000000372047_00239_21836_9536.N1	04-MAY-2006 13:30:44	Bright	37.000	15	67Alp Vir	0.97600	28000.	74	21836	No
167	GOM_NL__2PRFIN20060504_133350_000000362047_00239_21836_9537.N1	04-MAY-2006 13:33:50	Bright	36.000	121	29Gam Vir	2.7400	7200.0	72	21836	No
168	GOM_NL__2PRFIN20060504_133705_000000352047_00239_21836_9538.N1	04-MAY-2006 13:37:05	Bright	34.500	138	47Eps Vir	2.8280	4700.0	69	21836	No
169	GOM_NL__2PRFIN20060504_134446_000000352047_00239_21836_9539.N1	04-MAY-2006 13:44:46	Bright	35.000	152	12Alp2CVn	2.8900	11000.	70	21836	No
170	GOM_NL__2PRFIN20060504_134930_000000372047_00239_21836_9540.N1	04-MAY-2006 13:49:30	Bright	37.000	55	79Zet UMa	2.0600	10200.	74	21836	No
171	GOM_NL__2PRFIN20060504_135057_000000342047_00239_21836_9541.N1	04-MAY-2006 13:50:57	Bright	33.500	82	48Bet UMa	2.3650	10600.	67	21836	No
172	GOM_NL__2PRFIN20060504_135214_000000382047_00239_21836_9542.N1	04-MAY-2006 13:52:14	Bright	37.500	36	50Alp UMa	1.8000	6300.0	75	21836	No
173	GOM_NL__2PRFIN20060504_135931_000000332047_00239_21836_9543.N1	04-MAY-2006 13:59:31	Bright	33.000	49	1Alp UMi	1.9900	6300.0	66	21836	No
174	GOM_NL__2PRFIN20060504_140731_000000332047_00239_21836_9544.N1	04-MAY-2006 14:07:31	Bright	33.000	110	37Del Cas	2.6780	8900.0	66	21836	No
175	GOM_NL__2PRFIN20060504_140850_000000342047_00239_21836_9545.N1	04-MAY-2006 14:08:50	Bright	33.500	68	18Alp Cas	2.2250	4500.0	67	21836	No
176	GOM_NL__2PRFIN20060504_142935_000000452047_00239_21836_9546.N1	04-MAY-2006 14:29:35	Dark	45.000	52	16Bet Cet	2.0370	4500.0	90	21836	No
177	GOM_NL__2PRFIN20060504_143453_000000482047_00239_21836_9547.N1	04-MAY-2006 14:34:53	Dark	47.500	18	24Alp PsA	1.1660	9700.0	95	21836	No
178	GOM_NL__2PRFIN20060504_144042_000000462047_00239_21836_9548.N1	04-MAY-2006 14:40:42	Dark	45.500	31	Alp Gru	1.7340	15200.	91	21836	No
179	GOM_NL__2PRFIN20060504_144309_000000382047_00240_21837_9528.N1	04-MAY-2006 14:43:09	Dark	38.000	148	Alp Tuc	2.8780	4100.0	76	21837	No
180	GOM_NL__2PRFIN20060504_145236_000000412047_00240_21837_9529.N1	04-MAY-2006 14:52:36	Straylight	40.500	43	Alp TrA	1.9100	4250.0	81	21837	No
181	GOM_NL__2PRFIN20060504_145448_000000362047_00240_21837_9530.N1	04-MAY-2006 14:54:48	Straylight	35.500	134	Bet TrA	2.8100	6600.0	71	21837	No
182	GOM_NL__2PRFIN20060504_145647_000000492047_00240_21837_9531.N1	04-MAY-2006 14:56:47	Straylight	49.000	4	Alp1Cen	-0.010000	5800.0	98	21837	No
183	GOM_NL__2PRFIN20060504_150014_000000402047_00240_21837_9532.N1	04-MAY-2006 15:00:14	Straylight	39.500	78	Alp Lup	2.3040	28000.	79	21837	No
184	GOM_NL__2PRFIN20060504_150146_000000372047_00240_21837_9533.N1	04-MAY-2006 15:01:46	Straylight	37.000	81	Eta Cen	2.3560	28000.	74	21837	No
185	GOM_NL__2PRFIN20060504_150349_000000402047_00240_21837_9534.N1	04-MAY-2006 15:03:49	Tw_i_and_stray	40.000	54	5The Cen	2.0550	4500.0	80	21837	No
186	GOM_NL__2PRFIN20060504_150803_000000382047_00240_21837_9535.N1	04-MAY-2006 15:08:03	Bright	37.500	169	46Gam Hya	2.9910	4700.0	75	21837	No
187	GOM_NL__2PRFIN20060504_151120_000000382047_00240_21837_9536.N1	04-MAY-2006 15:11:20	Bright	38.000	15	67Alp Vir	0.97600	28000.	76	21837	No
188	GOM_NL__2PRFIN20060504_151426_000000362047_00240_21837_9537.N1	04-MAY-2006 15:14:26	Bright	35.500	121	29Gam Vir	2.7400	7200.0	71	21837	No
189	GOM_NL__2PRFIN20060504_151741_000000352047_00240_21837_9538.N1	04-MAY-2006 15:17:41	Bright	34.500	138	47Eps Vir	2.8280	4700.0	69	21837	No
190	GOM_NL__2PRFIN20060504_152522_000000342047_00240_21837_9539.N1	04-MAY-2006 15:25:22	Bright	34.000	152	12Alp2CVn	2.8900	11000.	68	21837	No
191	GOM_NL__2PRFIN20060504_153006_000000372047_00240_21837_9540.N1	04-MAY-2006 15:30:06	Bright	37.000	55	79Zet UMa	2.0600	10200.	74	21837	No
192	GOM_NL__2PRFIN20060504_153134_000000352047_00240_21837_9541.N1	04-MAY-2006 15:31:34	Bright	35.000	82	48Bet UMa	2.3650	10600.	70	21837	No
193	GOM_NL__2PRFIN20060504_153250_000000372047_00240_21837_9542.N1	04-MAY-2006 15:32:50	Bright	37.000	36	50Alp UMa	1.8000	6300.0	74	21837	No
194	GOM_NL__2PRFIN20060504_154007_000000362047_00240_21837_9543.N1	04-MAY-2006 15:40:07	Bright	35.500	49	1Alp UMi	1.9900	6300.0	71	21837	No
195	GOM_NL__2PRFIN20060504_154807_000000382047_00240_21837_9544.N1	04-MAY-2006 15:48:07	Bright	38.000	110	37Del Cas	2.6780	8900.0	76	21837	No
196	GOM_NL__2PRFIN20060504_154926_000000332047_00240_21837_9545.N1	04-MAY-2006 15:49:26	Bright	32.500	68	18Alp Cas	2.2250	4500.0	65	21837	No
197	GOM_NL__2PRFIN20060504_161011_000000452047_00240_21837_9546.N1	04-MAY-2006 16:10:11	Dark	44.500	52	16Bet Cet	2.0370	4500.0	89	21837	No
198	GOM_NL__2PRFIN20060504_161530_000000462047_00240_21837_9547.N1	04-MAY-2006 16:15:30	Dark	46.000	18	24Alp PsA	1.1660	9700.0	92	21837	No
199	GOM_NL__2PRFIN20060504_162119_000000432047_00240_21837_9548.N1	04-MAY-2006 16:21:19	Dark	43.000	31	Alp Gru	1.7340	15200.	86	21837	No
200	GOM_NL__2PRFIN20060504_162346_000000372047_00241_21838_9528.N1	04-MAY-2006 16:23:46	Dark	37.000	148	Alp Tuc	2.8780	4100.0	74	21838	No
201	GOM_NL__2PRFIN20060504_163312_000000402047_00241_21838_9529.N1	04-MAY-2006 16:33:12	Straylight	39.500	43	Alp TrA	1.9100	4250.0	79	21838	No
202	GOM_NL__2PRFIN20060504_163524_000000382047_00241_21838_9530.N1	04-MAY-2006 16:35:24	Straylight	38.000	134	Bet TrA	2.8100	6600.0	76	21838	No
203	GOM_NL__2PRFIN20060504_163723_000000502047_00241_21838_9531.N1	04-MAY-2006 16:37:23	Straylight	49.500	4	Alp1Cen	-0.010000	5800.0	99	21838	No
204	GOM_NL__2PRFIN20060504_164051_000000372047_00241_21838_9532.N1	04-MAY-2006 16:40:51	Straylight	37.000	78	Alp Lup	2.3040	28000.	74	21838	No
205	GOM_NL__2PRFIN20060504_164223_000000412047_00241_21838_9533.N1	04-MAY-2006 16:42:23	Straylight	40.500	81	Eta Cen	2.3560	28000.	81	21838	No
206	GOM_NL__2PRFIN20060504_164425_000000452047_00241_21838_9534.N1	04-MAY-2006 16:44:25	Tw_i_and_stray	44.500	54	5The Cen	2.0550	4500.0	89	21838	No
207	GOM_NL__2PRFIN20060504_164839_000000382047_00241_21838_9535.N1	04-MAY-2006 16:48:39	Bright	37.500	169	46Gam Hya	2.9910	4700.0	75	21838	No
208	GOM_NL__2PRFIN20060504_165156_000000392047_00241_21838_9536.N1	04-MAY-2006 16:51:56	Bright	39.000	15	67Alp Vir	0.97600	28000.	78	21838	No
209	GOM_NL__2PRFIN20060504_165503_000000352047_00241_21838_9537.N1	04-MAY-2006 16:55:03	Bright	35.000	121	29Gam Vir	2.7400	7200.0	70	21838	No
210	GOM_NL__2PRFIN20060504_165818_000000372047_00241_21838_9538.N1	04-MAY-2006 16:58:18	Bright	36.500	138	47Eps Vir	2.8280	4700.0	73	21838	No
211	GOM_NL__2PRFIN20060504_170558_000000352047_00241_21838_9539.N1	04-MAY-2006 17:05:58	Bright	34.500	152	12Alp2CVn	2.8900	11000.	69	21838	No
212	GOM_NL__2PRFIN20060504_171042_000000362047_00241_21838_9540.N1	04-MAY-2006 17:10:42	Bright	35.500	55	79Zet UMa	2.0600	10200.	71	21838	No
213	GOM_NL__2PRFIN20060504_171210_000000372047_00241_21838_9541.N1	04-MAY-2006 17:12:10	Bright	36.500	82	48Bet UMa	2.3650	10600.	73	21838	No
214	GOM_NL__2PRFIN20060504_171326_000000382047_00241_21838_9542.N1	04-MAY-2006 17:13:26	Bright	38.000	36	50Alp UMa	1.8000	6300.0	76	21838	No
215	GOM_NL__2PRFIN20060504_172042_000000382047_00241_21838_9543.N1	04-MAY-2006 17:20:42	Bright	37.500	49	1Alp UMi	1.9900	6300.0	75	21838	No
216	GOM_NL__2PRFIN20060504_172843_000000332047_00241_21838_9544.N1	04-MAY-2006 17:28:43	Bright	33.000	110	37Del Cas	2.6780	8900.0	66	21838	No
217	GOM_NL__2PRFIN20060504_173002_000000342047_00241_21838_9545.N1	04-MAY-2006 17:30:02	Bright	34.000	68	18Alp Cas	2.2250	4500.0	68	21838	No
218	GOM_NL__2PRFIN20060504_175047_000000432047_00241_21838_9546.N1	04-MAY-2006 17:50:47	Dark	43.000	52	16Bet Cet	2.0370	4500.0	86	21838	No
219	GOM_NL__2PRFIN20060504_175606_000000482047_00241_21838_9547.N1	04-MAY-2006 17:56:06	Dark	48.000	18	24Alp PsA	1.1660	9700.0	96	21838	No

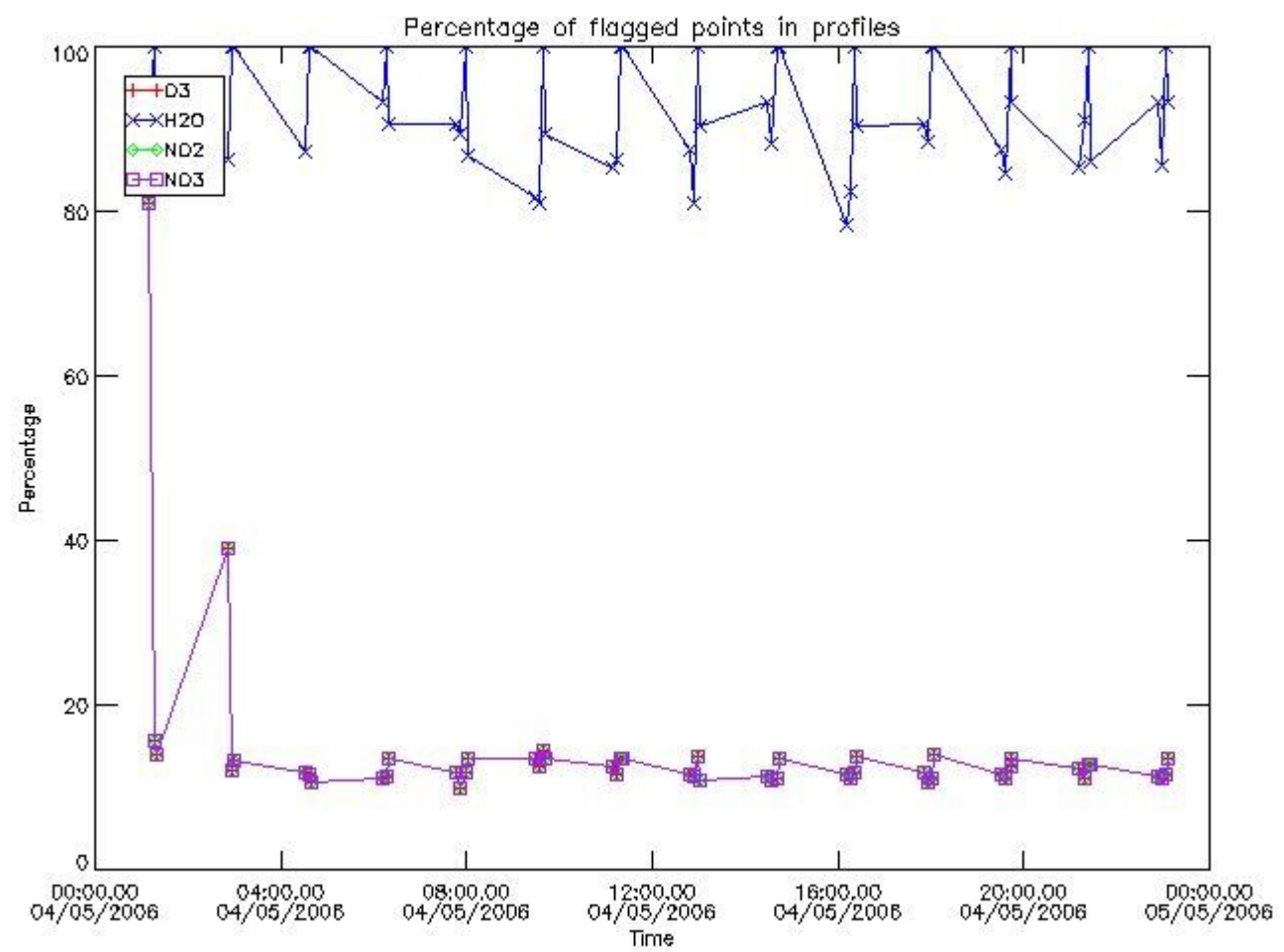
220	GOM_NL__2PRFIN20060504_180155_000000462047_00241_21838_9548.N1	04-MAY-2006 18:01:55	Dark	46.000	31	Alp Gru	1.7340	15200.	92	21838	No
221	GOM_NL__2PRFIN20060504_180422_000000402047_00242_21839_9528.N1	04-MAY-2006 18:04:22	Dark	40.000	148	Alp Tuc	2.8780	4100.0	80	21839	No
222	GOM_NL__2PRFIN20060504_181349_000000482047_00242_21839_9529.N1	04-MAY-2006 18:13:49	Straylight	48.000	43	Alp TrA	1.9100	4250.0	96	21839	No
223	GOM_NL__2PRFIN20060504_181601_000000362047_00242_21839_9530.N1	04-MAY-2006 18:16:01	Straylight	36.000	134	Bet TrA	2.8100	6600.0	72	21839	No
224	GOM_NL__2PRFIN20060504_181759_000000452047_00242_21839_9531.N1	04-MAY-2006 18:17:59	Straylight	45.000	4	Alp1Cen	-0.010000	5800.0	90	21839	No
225	GOM_NL__2PRFIN20060504_182127_000000402047_00242_21839_9532.N1	04-MAY-2006 18:21:27	Straylight	39.500	78	Alp Lup	2.3040	28000.	79	21839	No
226	GOM_NL__2PRFIN20060504_182259_000000402047_00242_21839_9533.N1	04-MAY-2006 18:22:59	Straylight	39.500	81	Eta Cen	2.3560	28000.	79	21839	No
227	GOM_NL__2PRFIN20060504_182501_000000442047_00242_21839_9534.N1	04-MAY-2006 18:25:01	Tw_i_and_stray	43.500	54	5The Cen	2.0550	4500.0	87	21839	No
228	GOM_NL__2PRFIN20060504_182915_000000372047_00242_21839_9535.N1	04-MAY-2006 18:29:15	Bright	37.000	169	46Gam Hya	2.9910	4700.0	74	21839	No
229	GOM_NL__2PRFIN20060504_183232_000000382047_00242_21839_9536.N1	04-MAY-2006 18:32:32	Bright	37.500	15	67Alp Vir	0.97600	28000.	75	21839	No
230	GOM_NL__2PRFIN20060504_183539_000000362047_00242_21839_9537.N1	04-MAY-2006 18:35:39	Bright	36.000	121	29Gam Vir	2.7400	7200.0	72	21839	No
231	GOM_NL__2PRFIN20060504_183853_000000352047_00242_21839_9538.N1	04-MAY-2006 18:38:53	Bright	35.000	138	47Eps Vir	2.8280	4700.0	70	21839	No
232	GOM_NL__2PRFIN20060504_184634_000000342047_00242_21839_9539.N1	04-MAY-2006 18:46:34	Bright	33.500	152	12Alp2CVn	2.8900	11000.	67	21839	No
233	GOM_NL__2PRFIN20060504_185118_000000392047_00242_21839_9540.N1	04-MAY-2006 18:51:18	Bright	38.500	55	79Zet UMa	2.0600	10200.	77	21839	No
234	GOM_NL__2PRFIN20060504_185246_000000342047_00242_21839_9541.N1	04-MAY-2006 18:52:46	Bright	34.000	82	48Bet UMa	2.3650	10600.	68	21839	No
235	GOM_NL__2PRFIN20060504_185402_000000342047_00242_21839_9542.N1	04-MAY-2006 18:54:02	Bright	34.000	36	50Alp UMa	1.8000	6300.0	68	21839	No
236	GOM_NL__2PRFIN20060504_190118_000000362047_00242_21839_9543.N1	04-MAY-2006 19:01:18	Bright	35.500	49	1Alp UMi	1.9900	6300.0	71	21839	No
237	GOM_NL__2PRFIN20060504_190919_000000322047_00242_21839_9544.N1	04-MAY-2006 19:09:19	Bright	32.000	110	37Del Cas	2.6780	8900.0	64	21839	No
238	GOM_NL__2PRFIN20060504_191039_000000332047_00242_21839_9545.N1	04-MAY-2006 19:10:39	Bright	33.000	68	18Alp Cas	2.2250	4500.0	66	21839	No
239	GOM_NL__2PRFIN20060504_193123_000000442047_00242_21839_9546.N1	04-MAY-2006 19:31:23	Dark	44.000	52	16Bet Cet	2.0370	4500.0	88	21839	No
240	GOM_NL__2PRFIN20060504_193643_000000462047_00242_21839_9547.N1	04-MAY-2006 19:36:43	Dark	46.000	18	24Alp PsA	1.1660	9700.0	92	21839	No
241	GOM_NL__2PRFIN20060504_194232_000000412047_00242_21839_9548.N1	04-MAY-2006 19:42:32	Dark	40.500	31	Alp Gru	1.7340	15200.	81	21839	No
242	GOM_NL__2PRFIN20060504_194458_000000382047_00243_21840_9528.N1	04-MAY-2006 19:44:58	Dark	38.000	148	Alp Tuc	2.8780	4100.0	76	21840	No
243	GOM_NL__2PRFIN20060504_195425_000000382047_00243_21840_9529.N1	04-MAY-2006 19:54:25	Straylight	38.000	43	Alp TrA	1.9100	4250.0	76	21840	No
244	GOM_NL__2PRFIN20060504_195637_000000382047_00243_21840_9530.N1	04-MAY-2006 19:56:37	Straylight	38.000	134	Bet TrA	2.8100	6600.0	76	21840	No
245	GOM_NL__2PRFIN20060504_195835_000000472047_00243_21840_9531.N1	04-MAY-2006 19:58:35	Straylight	47.000	4	Alp1Cen	-0.010000	5800.0	94	21840	No
246	GOM_NL__2PRFIN20060504_200203_000000402047_00243_21840_9532.N1	04-MAY-2006 20:02:03	Straylight	39.500	78	Alp Lup	2.3040	28000.	79	21840	No
247	GOM_NL__2PRFIN20060504_200335_000000432047_00243_21840_9533.N1	04-MAY-2006 20:03:35	Straylight	42.500	81	Eta Cen	2.3560	28000.	85	21840	No
248	GOM_NL__2PRFIN20060504_200537_000000432047_00243_21840_9534.N1	04-MAY-2006 20:05:37	Tw_i_and_stray	43.000	54	5The Cen	2.0550	4500.0	86	21840	No
249	GOM_NL__2PRFIN20060504_200951_000000382047_00243_21840_9535.N1	04-MAY-2006 20:09:51	Bright	37.500	169	46Gam Hya	2.9910	4700.0	75	21840	No
250	GOM_NL__2PRFIN20060504_201308_000000392047_00243_21840_9536.N1	04-MAY-2006 20:13:08	Bright	38.500	15	67Alp Vir	0.97600	28000.	77	21840	No
251	GOM_NL__2PRFIN20060504_201615_000000352047_00243_21840_9537.N1	04-MAY-2006 20:16:15	Bright	34.500	121	29Gam Vir	2.7400	7200.0	69	21840	No
252	GOM_NL__2PRFIN20060504_201929_000000352047_00243_21840_9538.N1	04-MAY-2006 20:19:29	Bright	35.000	138	47Eps Vir	2.8280	4700.0	70	21840	No
253	GOM_NL__2PRFIN20060504_202710_000000342047_00243_21840_9539.N1	04-MAY-2006 20:27:10	Bright	34.000	152	12Alp2CVn	2.8900	11000.	68	21840	No
254	GOM_NL__2PRFIN20060504_203154_000000362047_00243_21840_9540.N1	04-MAY-2006 20:31:54	Bright	35.500	55	79Zet UMa	2.0600	10200.	71	21840	No
255	GOM_NL__2PRFIN20060504_203322_000000382047_00243_21840_9541.N1	04-MAY-2006 20:33:22	Bright	38.000	82	48Bet UMa	2.3650	10600.	76	21840	No
256	GOM_NL__2PRFIN20060504_203438_000000382047_00243_21840_9542.N1	04-MAY-2006 20:34:38	Bright	37.500	36	50Alp UMa	1.8000	6300.0	75	21840	No
257	GOM_NL__2PRFIN20060504_204154_000000362047_00243_21840_9543.N1	04-MAY-2006 20:41:54	Bright	35.500	49	1Alp UMi	1.9900	6300.0	71	21840	No
258	GOM_NL__2PRFIN20060504_204955_000000332047_00243_21840_9544.N1	04-MAY-2006 20:49:55	Bright	32.500	110	37Del Cas	2.6780	8900.0	65	21840	No
259	GOM_NL__2PRFIN20060504_205114_000000522047_00243_21840_9545.N1	04-MAY-2006 20:51:14	Bright	51.500	68	18Alp Cas	2.2250	4500.0	103	21840	No
260	GOM_NL__2PRFIN20060504_211159_000000422047_00243_21840_9546.N1	04-MAY-2006 21:11:59	Dark	41.500	52	16Bet Cet	2.0370	4500.0	83	21840	No
261	GOM_NL__2PRFIN20060504_211719_000000462047_00243_21840_9547.N1	04-MAY-2006 21:17:19	Dark	45.500	18	24Alp PsA	1.1660	9700.0	91	21840	No
262	GOM_NL__2PRFIN20060504_212308_000000442047_00243_21840_9548.N1	04-MAY-2006 21:23:08	Dark	44.000	31	Alp Gru	1.7340	15200.	88	21840	No
263	GOM_NL__2PRFIN20060504_212535_000000402047_00244_21841_9528.N1	04-MAY-2006 21:25:35	Dark	40.000	148	Alp Tuc	2.8780	4100.0	80	21841	No
264	GOM_NL__2PRFIN20060504_213501_000000382047_00244_21841_9529.N1	04-MAY-2006 21:35:01	Straylight	38.000	43	Alp TrA	1.9100	4250.0	76	21841	No
265	GOM_NL__2PRFIN20060504_213713_000000392047_00244_21841_9530.N1	04-MAY-2006 21:37:13	Straylight	38.500	134	Bet TrA	2.8100	6600.0	77	21841	No
266	GOM_NL__2PRFIN20060504_213911_000000442047_00244_21841_9531.N1	04-MAY-2006 21:39:11	Straylight	43.500	4	Alp1Cen	-0.010000	5800.0	87	21841	No
267	GOM_NL__2PRFIN20060504_214239_000000382047_00244_21841_9532.N1	04-MAY-2006 21:42:39	Straylight	37.500	78	Alp Lup	2.3040	28000.	75	21841	No
268	GOM_NL__2PRFIN20060504_214411_000000402047_00244_21841_9533.N1	04-MAY-2006 21:44:11	Straylight	40.000	81	Eta Cen	2.3560	28000.	80	21841	No
269	GOM_NL__2PRFIN20060504_214613_000000422047_00244_21841_9534.N1	04-MAY-2006 21:46:13	Tw_i_and_stray	42.000	54	5The Cen	2.0550	4500.0	84	21841	No
270	GOM_NL__2PRFIN20060504_215027_000000382047_00244_21841_9535.N1	04-MAY-2006 21:50:27	Bright	38.000	169	46Gam Hya	2.9910	4700.0	76	21841	No
271	GOM_NL__2PRFIN20060504_215344_000000392047_00244_21841_9536.N1	04-MAY-2006 21:53:44	Bright	38.500	15	67Alp Vir	0.97600	28000.	77	21841	No
272	GOM_NL__2PRFIN20060504_215651_000000362047_00244_21841_9537.N1	04-MAY-2006 21:56:51	Bright	35.500	121	29Gam Vir	2.7400	7200.0	71	21841	No
273	GOM_NL__2PRFIN20060504_220006_000000352047_00244_21841_9538.N1	04-MAY-2006 22:00:06	Bright	35.000	138	47Eps Vir	2.8280	4700.0	70	21841	No
274	GOM_NL__2PRFIN20060504_220746_000000352047_00244_21841_9539.N1	04-MAY-2006 22:07:46	Bright	35.000	152	12Alp2CVn	2.8900	11000.	70	21841	No
275	GOM_NL__2PRFIN20060504_221230_000000362047_00244_21841_9540.N1	04-MAY-2006 22:12:30	Bright	35.500	55	79Zet UMa	2.0600	10200.	71	21841	No
276	GOM_NL__2PRFIN20060504_221358_000000372047_00244_21841_9541.N1	04-MAY-2006 22:13:58	Bright	37.000	82	48Bet UMa	2.3650	10600.	74	21841	No
277	GOM_NL__2PRFIN20060504_221515_000000392047_00244_21841_9542.N1	04-MAY-2006 22:15:15	Bright	38.500	36	50Alp UMa	1.8000	6300.0	77	21841	No
278	GOM_NL__2PRFIN20060504_222230_000000342047_00244_21841_9543.N1	04-MAY-2006 22:22:30	Bright	34.000	49	1Alp UMi	1.9900	6300.0	68	21841	No

279	GOM_NL__2PRFIN20060504_223031_000000522047_00244_21841_9544.N1	04-MAY-2006 22:30:31	Bright	52.000	110	37Del Cas	2.6780	8900.0	104	21841	No
280	GOM_NL__2PRFIN20060504_223150_000000522047_00244_21841_9545.N1	04-MAY-2006 22:31:50	Bright	52.000	68	18Alp Cas	2.2250	4500.0	104	21841	No
281	GOM_NL__2PRFIN20060504_225235_000000452047_00244_21841_9546.N1	04-MAY-2006 22:52:35	Dark	44.500	52	16Bet Cet	2.0370	4500.0	89	21841	No
282	GOM_NL__2PRFIN20060504_225756_000000462047_00244_21841_9547.N1	04-MAY-2006 22:57:56	Dark	45.500	18	24Alp PsA	1.1660	9700.0	91	21841	No
283	GOM_NL__2PRFIN20060504_230345_000000442047_00244_21841_9548.N1	04-MAY-2006 23:03:45	Dark	44.000	31	Alp Gru	1.7340	15200.	88	21841	No
284	GOM_NL__2PRFIN20060504_230611_000000382047_00245_21842_9528.N1	04-MAY-2006 23:06:11	Dark	38.000	148	Alp Tuc	2.8780	4100.0	76	21842	No
285	GOM_NL__2PRFIN20060504_231537_000000392047_00245_21842_9529.N1	04-MAY-2006 23:15:37	Straylight	39.000	43	Alp TrA	1.9100	4250.0	78	21842	No
286	GOM_NL__2PRFIN20060504_231749_000000382047_00245_21842_9530.N1	04-MAY-2006 23:17:49	Straylight	38.000	134	Bet TrA	2.8100	6600.0	76	21842	No
287	GOM_NL__2PRFIN20060504_231947_000000522047_00245_21842_9531.N1	04-MAY-2006 23:19:47	Straylight	52.000	4	Alp1Cen	-0.010000	5800.0	104	21842	No
288	GOM_NL__2PRFIN20060504_232315_000000422047_00245_21842_9532.N1	04-MAY-2006 23:23:15	Straylight	41.500	78	Alp Lup	2.3040	28000.	83	21842	No
289	GOM_NL__2PRFIN20060504_232447_000000402047_00245_21842_9533.N1	04-MAY-2006 23:24:47	Straylight	40.000	81	Eta Cen	2.3560	28000.	80	21842	No
290	GOM_NL__2PRFIN20060504_232650_000000462047_00245_21842_9534.N1	04-MAY-2006 23:26:50	Twilight_stray	46.000	54	5The Cen	2.0550	4500.0	92	21842	No
291	GOM_NL__2PRFIN20060504_233103_000000382047_00245_21842_9535.N1	04-MAY-2006 23:31:03	Bright	38.000	169	46Gam Hya	2.9910	4700.0	76	21842	No
292	GOM_NL__2PRFIN20060504_233420_000000382047_00245_21842_9536.N1	04-MAY-2006 23:34:20	Bright	38.000	15	67Alp Vir	0.97600	28000.	76	21842	No
293	GOM_NL__2PRFIN20060504_233727_000000372047_00245_21842_9537.N1	04-MAY-2006 23:37:27	Bright	36.500	121	29Gam Vir	2.7400	7200.0	73	21842	No
294	GOM_NL__2PRFIN20060504_234041_000000362047_00245_21842_9538.N1	04-MAY-2006 23:40:41	Bright	35.500	138	47Eps Vir	2.8280	4700.0	71	21842	No
295	GOM_NL__2PRFIN20060504_234822_000000342047_00245_21842_9539.N1	04-MAY-2006 23:48:22	Bright	34.000	152	12Alp2CVn	2.8900	11000.	68	21842	No
296	GOM_NL__2PRFIN20060504_235305_000000362047_00245_21842_9540.N1	04-MAY-2006 23:53:05	Bright	35.500	55	79Zet UMa	2.0600	10200.	71	21842	No
297	GOM_NL__2PRFIN20060504_235435_000000342047_00245_21842_9541.N1	04-MAY-2006 23:54:35	Bright	33.500	82	48Bet UMa	2.3650	10600.	67	21842	No
298	GOM_NL__2PRFIN20060504_235551_000000392047_00245_21842_9542.N1	04-MAY-2006 23:55:51	Bright	38.500	36	50Alp UMa	1.8000	6300.0	77	21842	No

3. Quality information per product

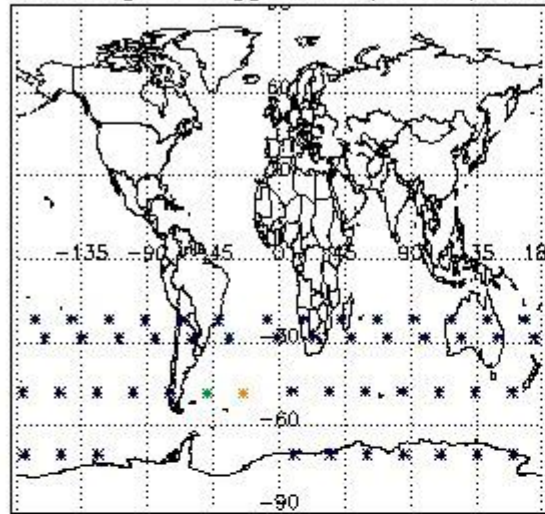
In this section it is plotted some information contained in the Quality Summary data set of the level 2 products. Only products in dark limb conditions and without errors (error flag in the MPH set to "0") are used.

3.1 Plot quality information per product (time dependant)

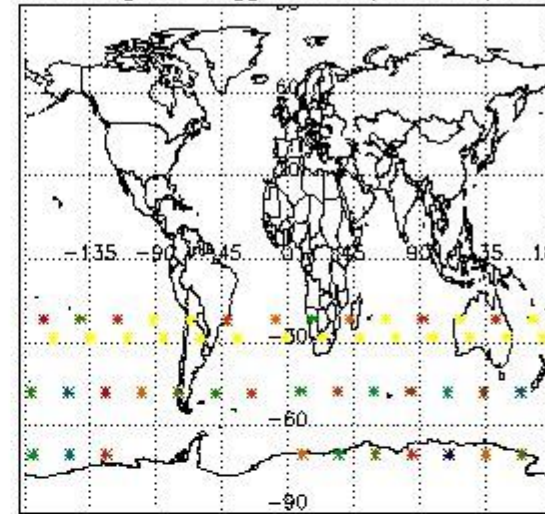


3.2 Plot quality information per product (world map)

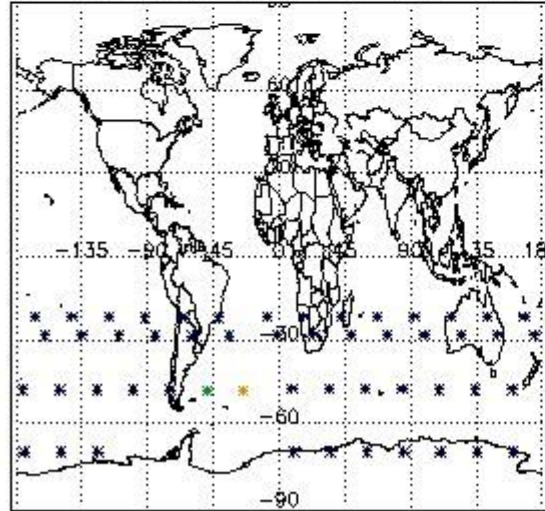
Percentage of flagged data per O3 profile



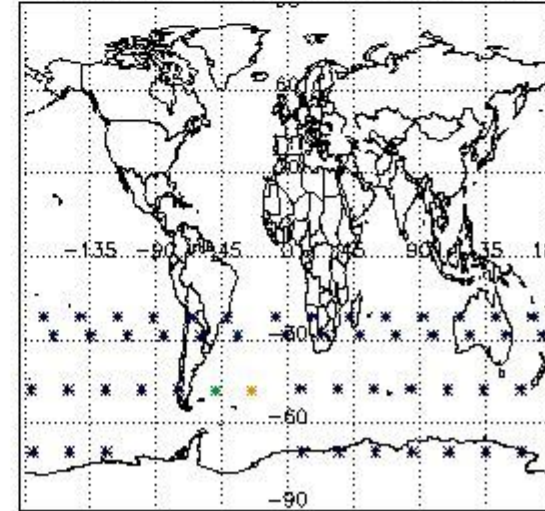
Percentage of flagged data per H2O profile



Percentage of flagged data per NO2 profile



Percentage of flagged data per NO3 profile

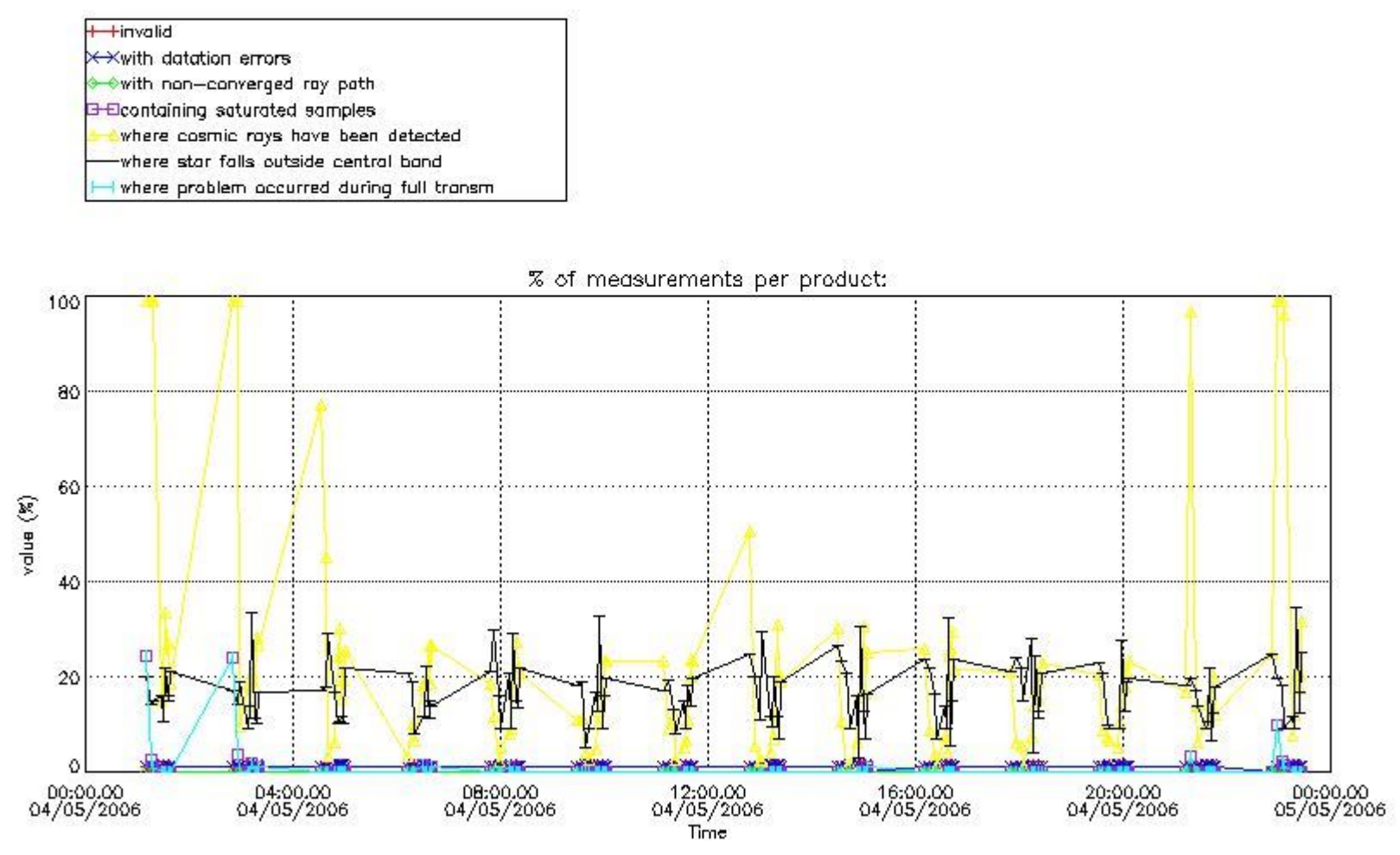


4. Level 1 quality information per product

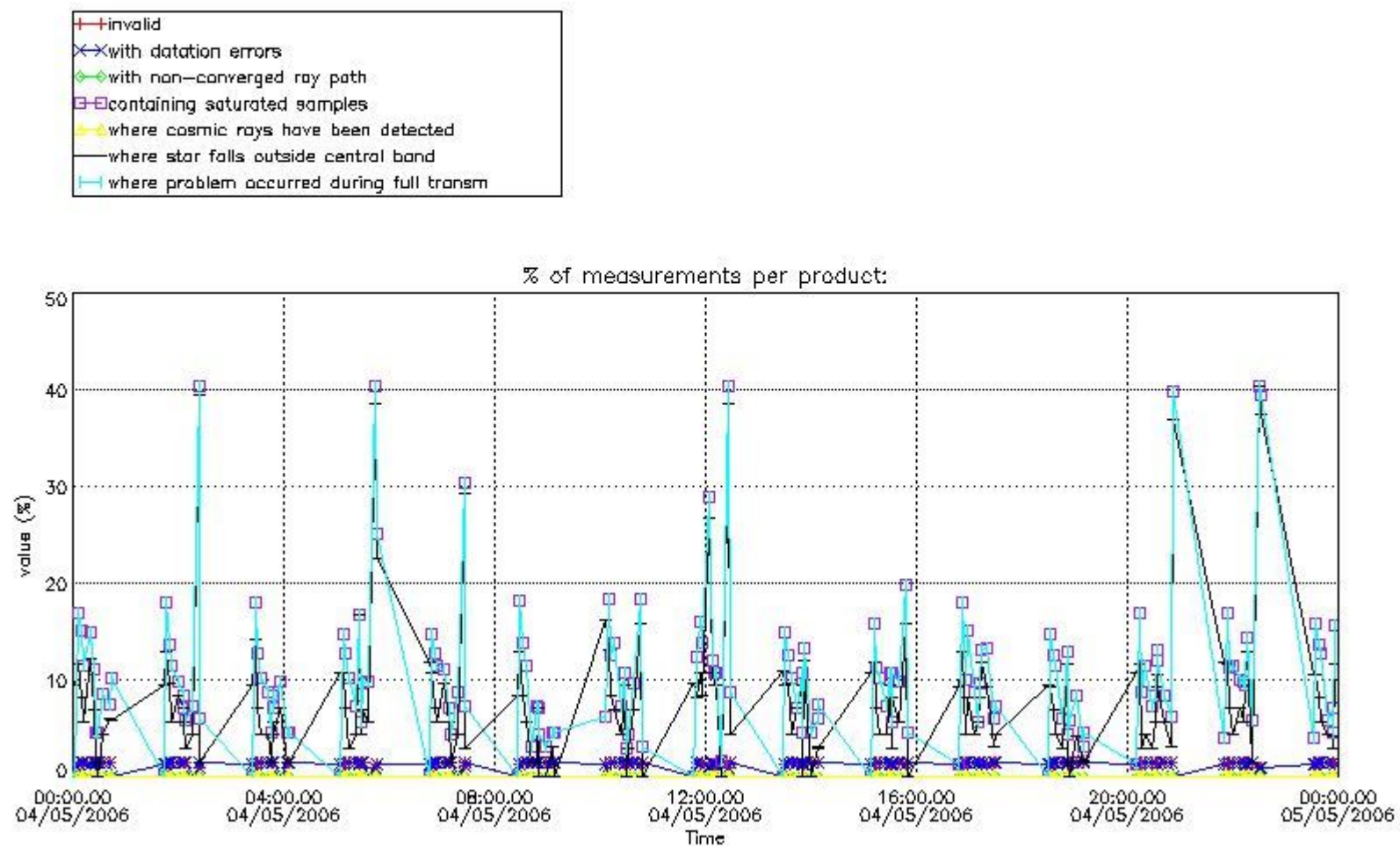
In this section it is plotted some information contained in the Quality Summary data set of the level 2 products that comes from the level 1b processing. Products without errors (error flag in the MPH set to "0") are used.

4.1 Plot quality information per product (time dependant) coming from level 1b processing

4.1.1 Plot level 1 quality information per product (time dependant): ENVISAT ASCENDING passes

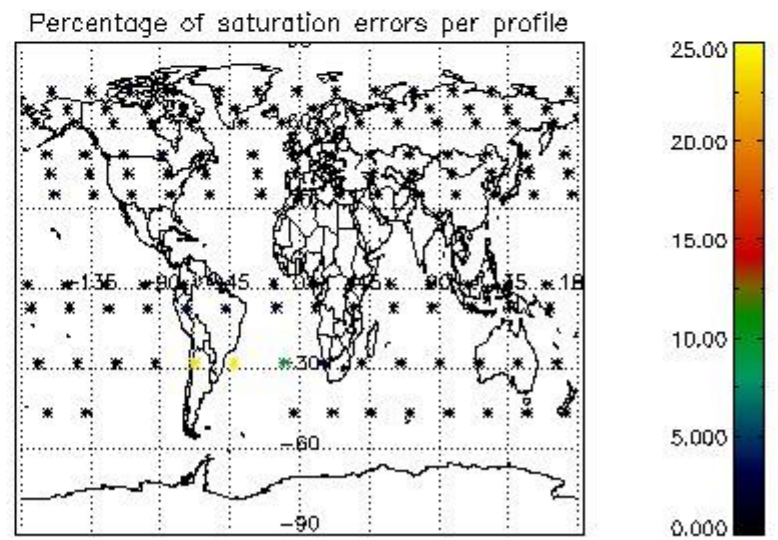
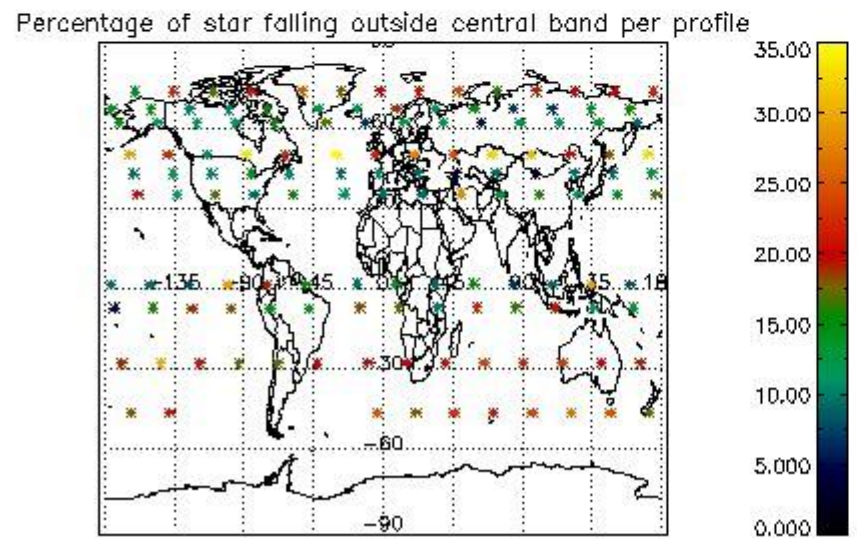
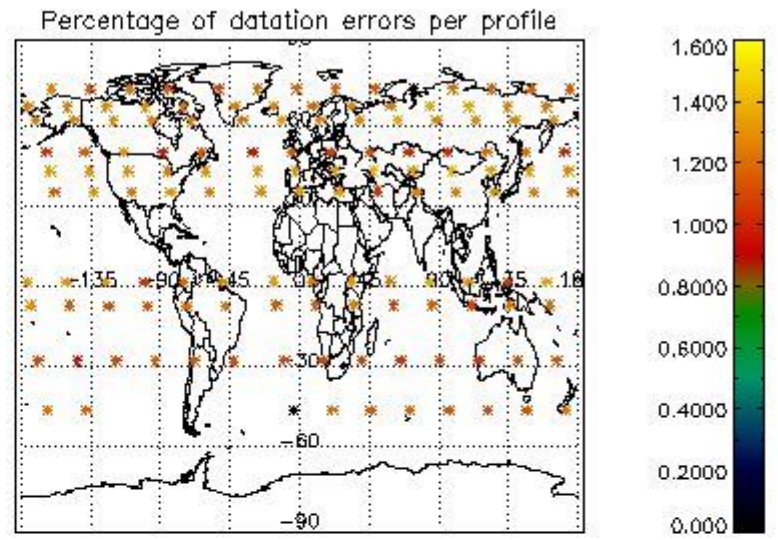
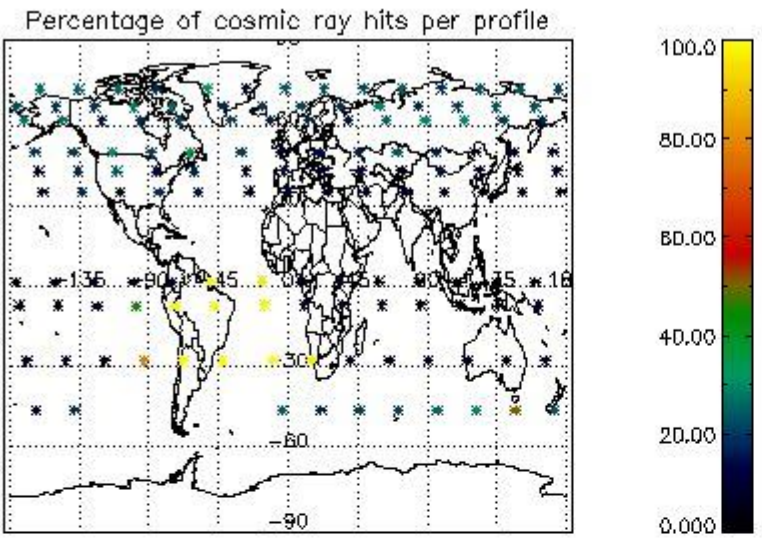


4.1.2 Plot level 1 quality information per product (time dependant): ENVI SAT DESCENDING passes

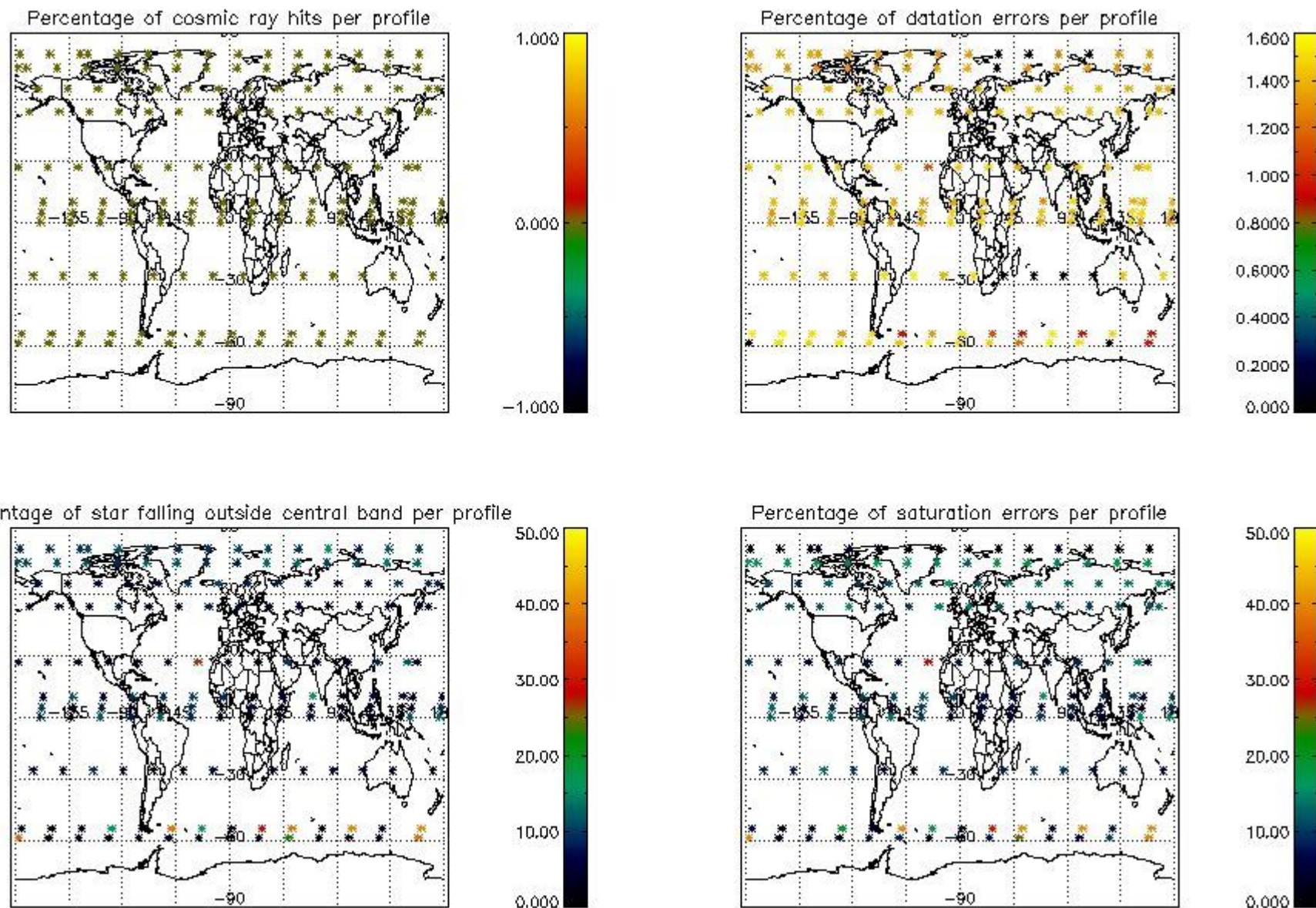


4.2 Plot quality information per product coming from level 1b processing (world map)

4.2.1 Plot level 1 quality information per product (world map): ENVISAT ASCENDING passes



4.2.2 Plot level 1 quality information per product (world map): ENVISAT DESCENDING passes



5. Trace gas profiles

5.1 Ozone statistics based on quality of products

The final quality of the products can be "measured" using the STD (Standard Deviation) attached to every point profile. This information is written to the parameter GOM_NL__2P/NL_LOCAL_SPECIES_DENSITY/o3_std of the level 2 products. The table below shows the statistics for given STD ranges.

The statistics are given with respect to the overall valid production:

- Products without fatal errors: GOM_NL__2P/MPH/PRODUCT_ERR=0
- Valid point profile: GOM_NL__2P/NL_LOCAL_SPECIES_DENSITY/pcd(0)=0

The 'Criteria' is applied to valid points of dark limb products:

- Products in dark limb illumination condition: GOM_NL__2P/NL_SUMMARY_QUALITY/obs_ill_cond=0
- Products without fatal errors: GOM_NL__2P/MPH/PRODUCT_ERR=0
- Valid point profile: GOM_NL__2P/NL_LOCAL_SPECIES_DENSITY/pcd(0)=0

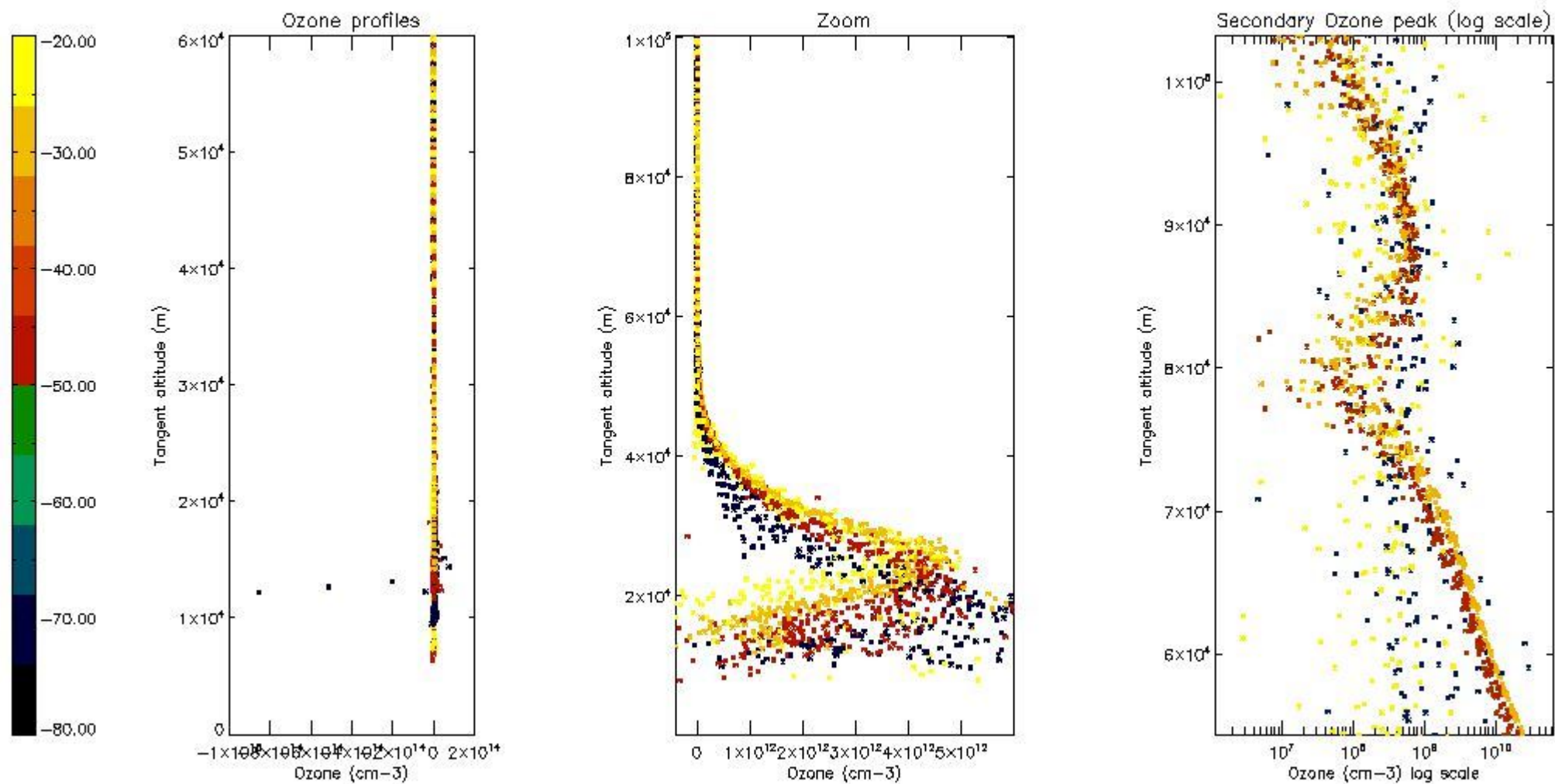
So, the table below shows the percentage of dark limb and valid observations for each criteria with respect to the overall valid daily observations.

Criteria	% of total production
All STD	20
STD < 20	10

STD < 10	7
STD < 5	5

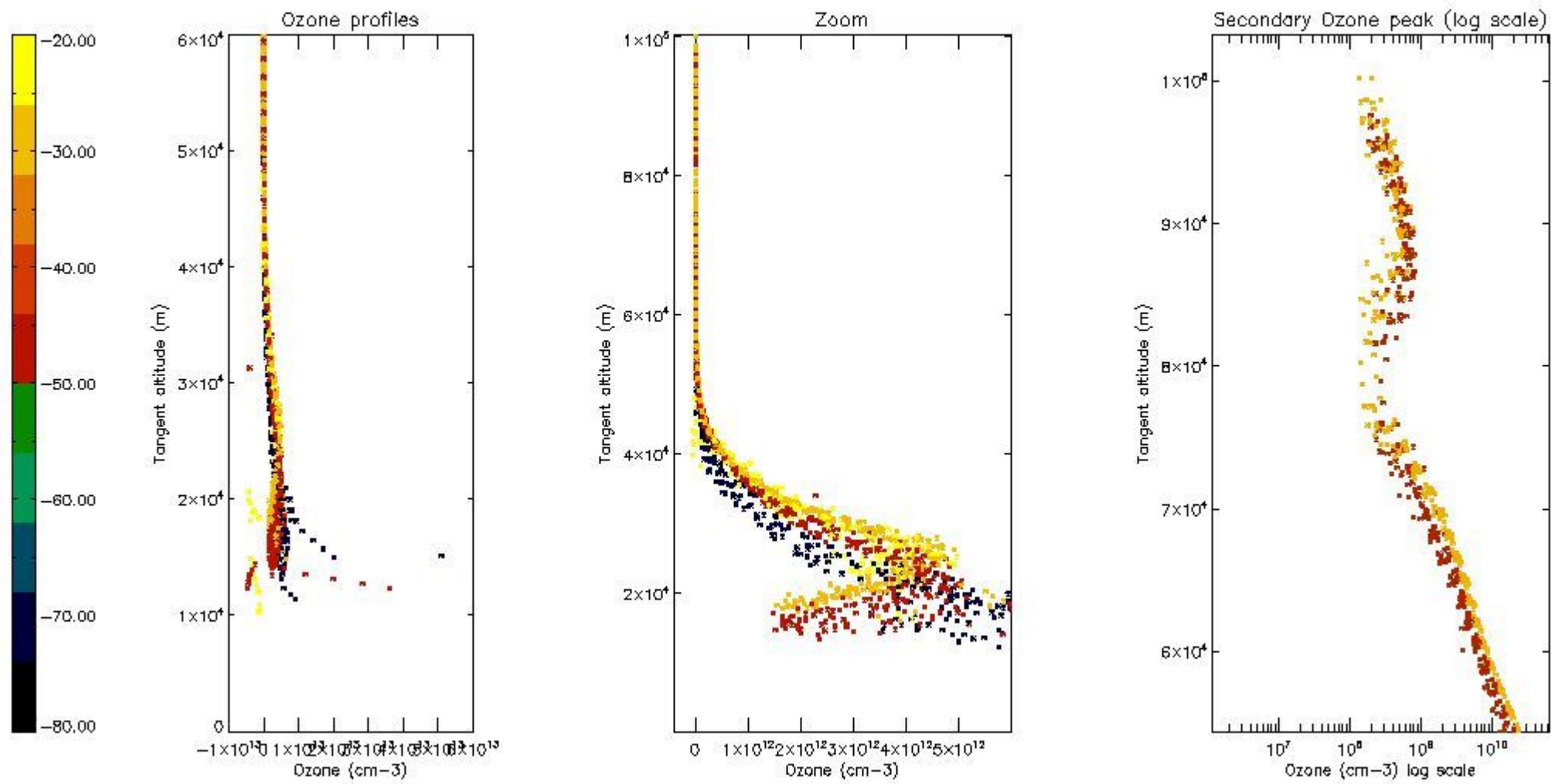
5.2 Plot ozone profiles for all STD (dark without errors)

The colorbar represents the latitude.



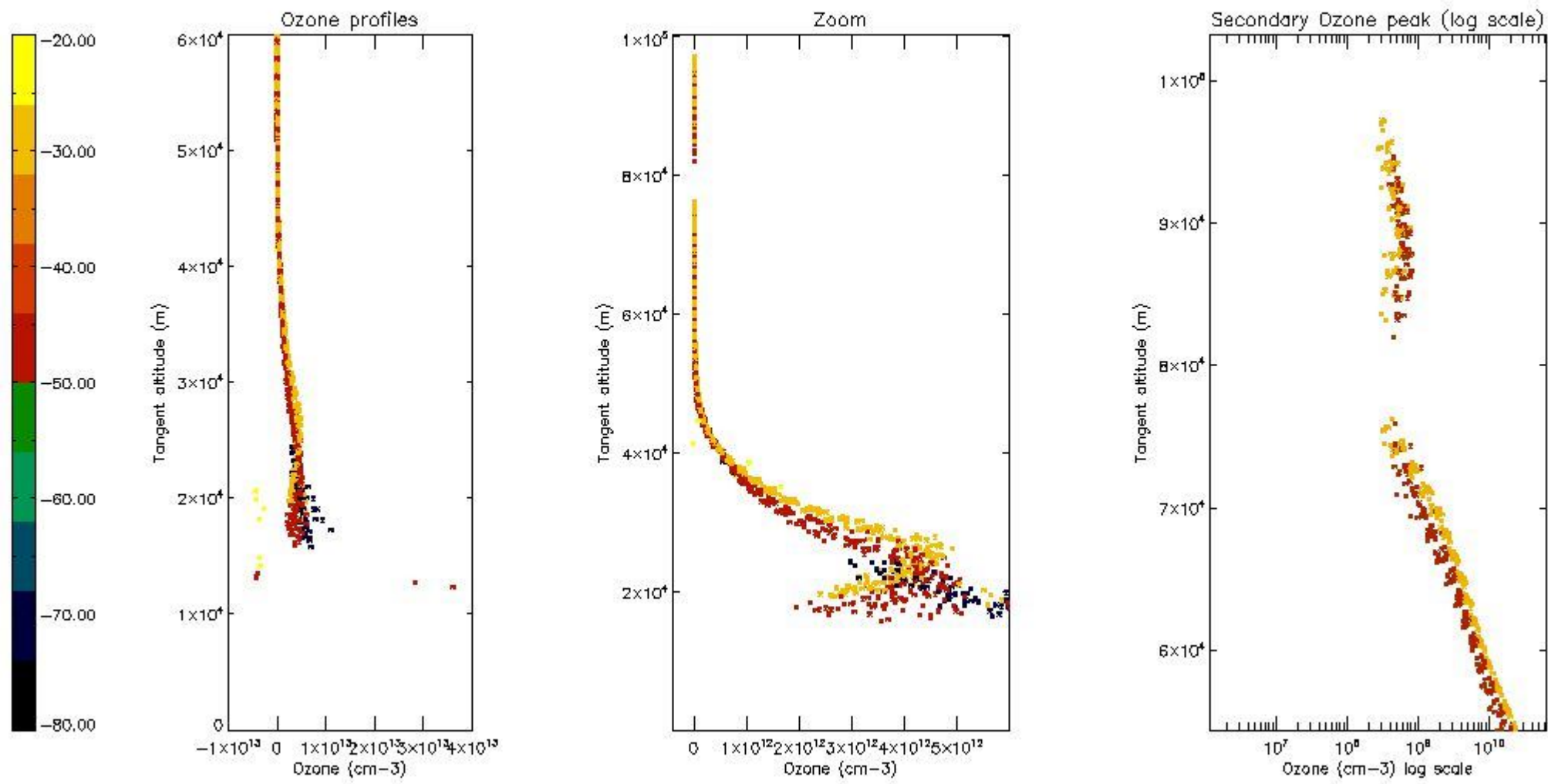
5.3 Plot ozone profiles where STD < 20% (dark without errors)

The colorbar represents the latitude.



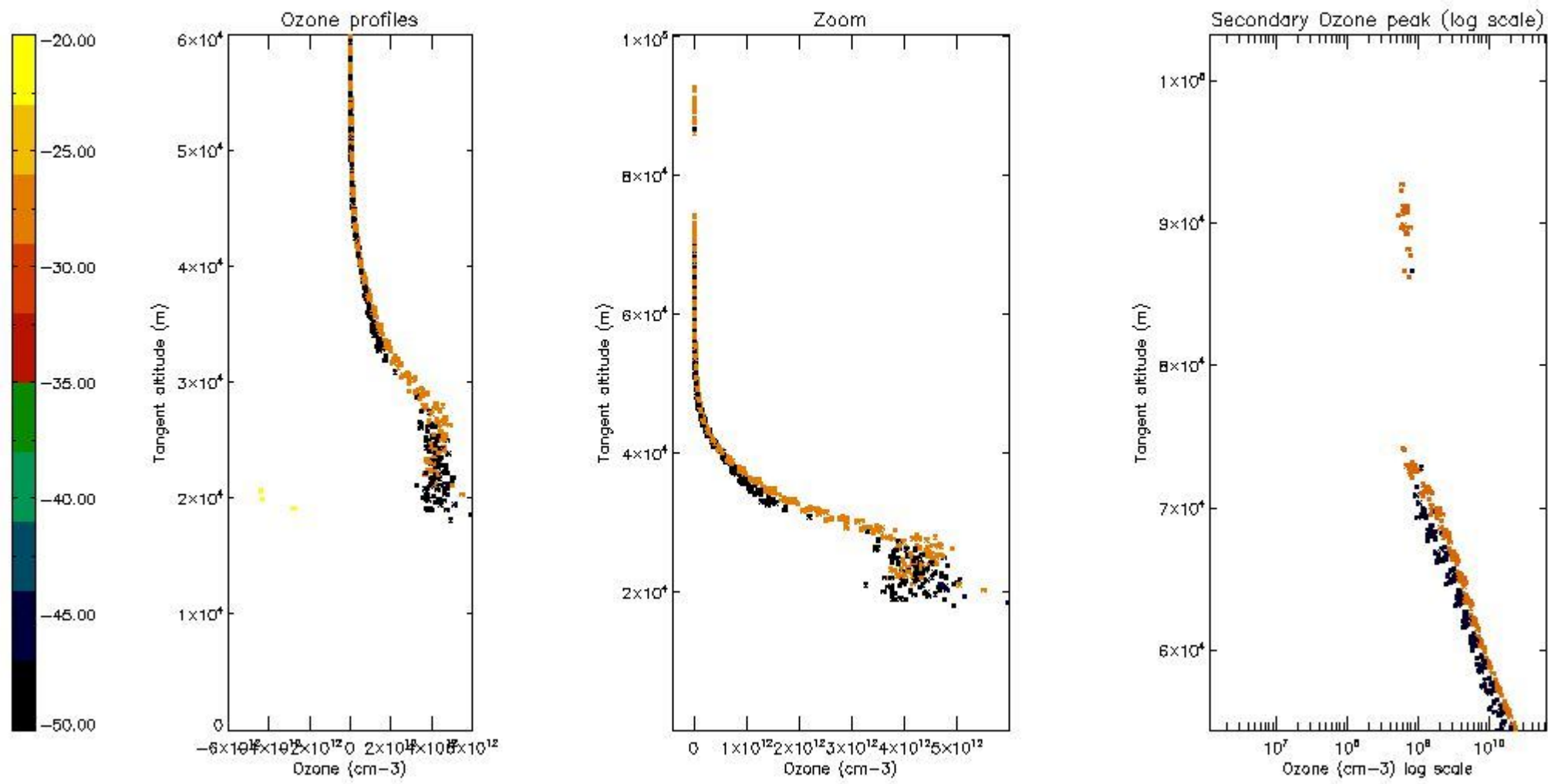
5.4 Plot ozone profiles where STD < 10% (dark without errors)

The colorbar represents the latitude.



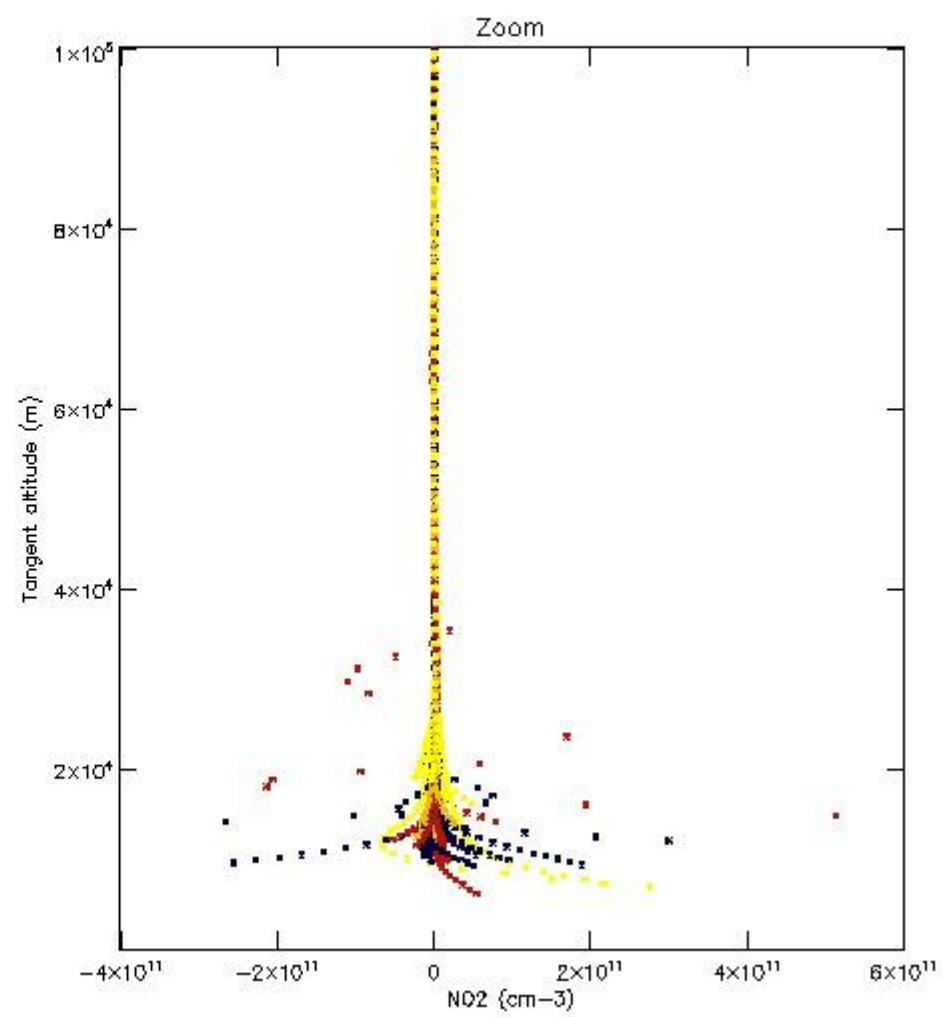
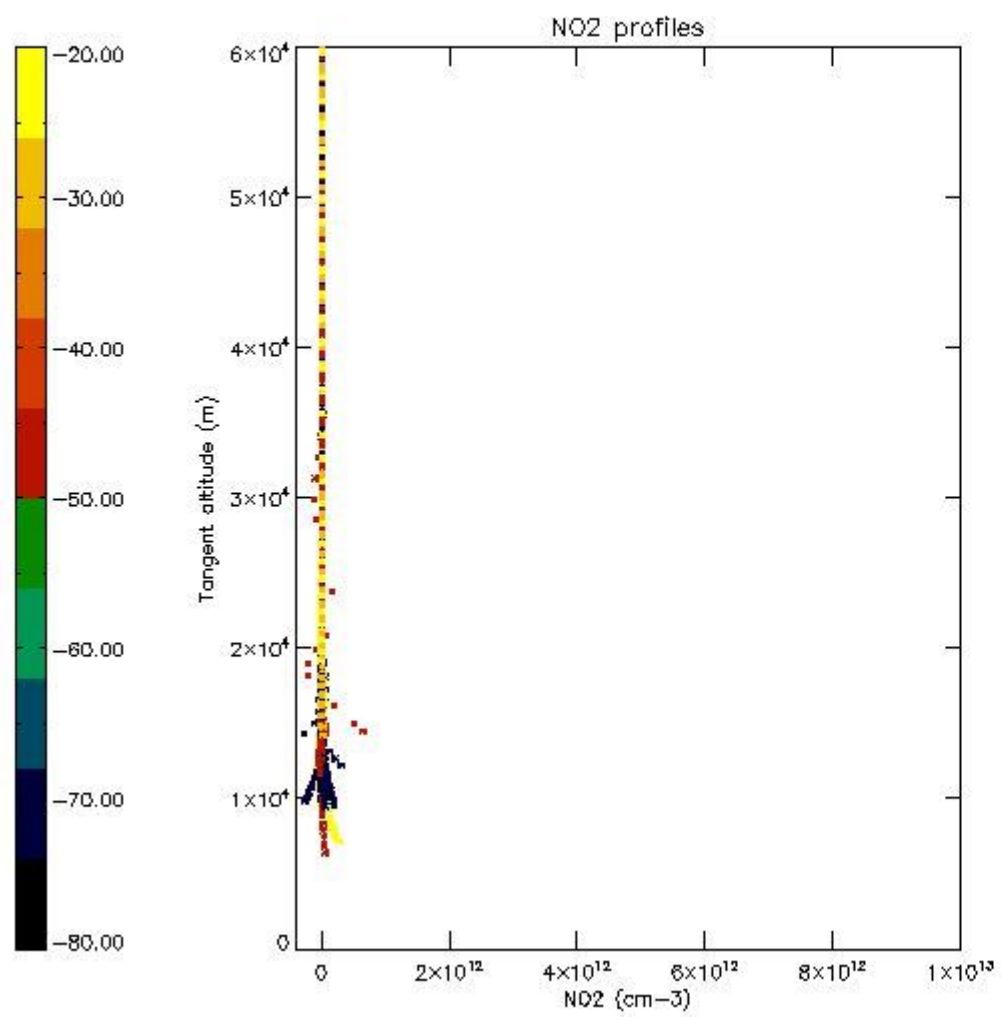
5.5 Plot ozone profiles where STD < 5% (dark without errors)

The colorbar represents the latitude.



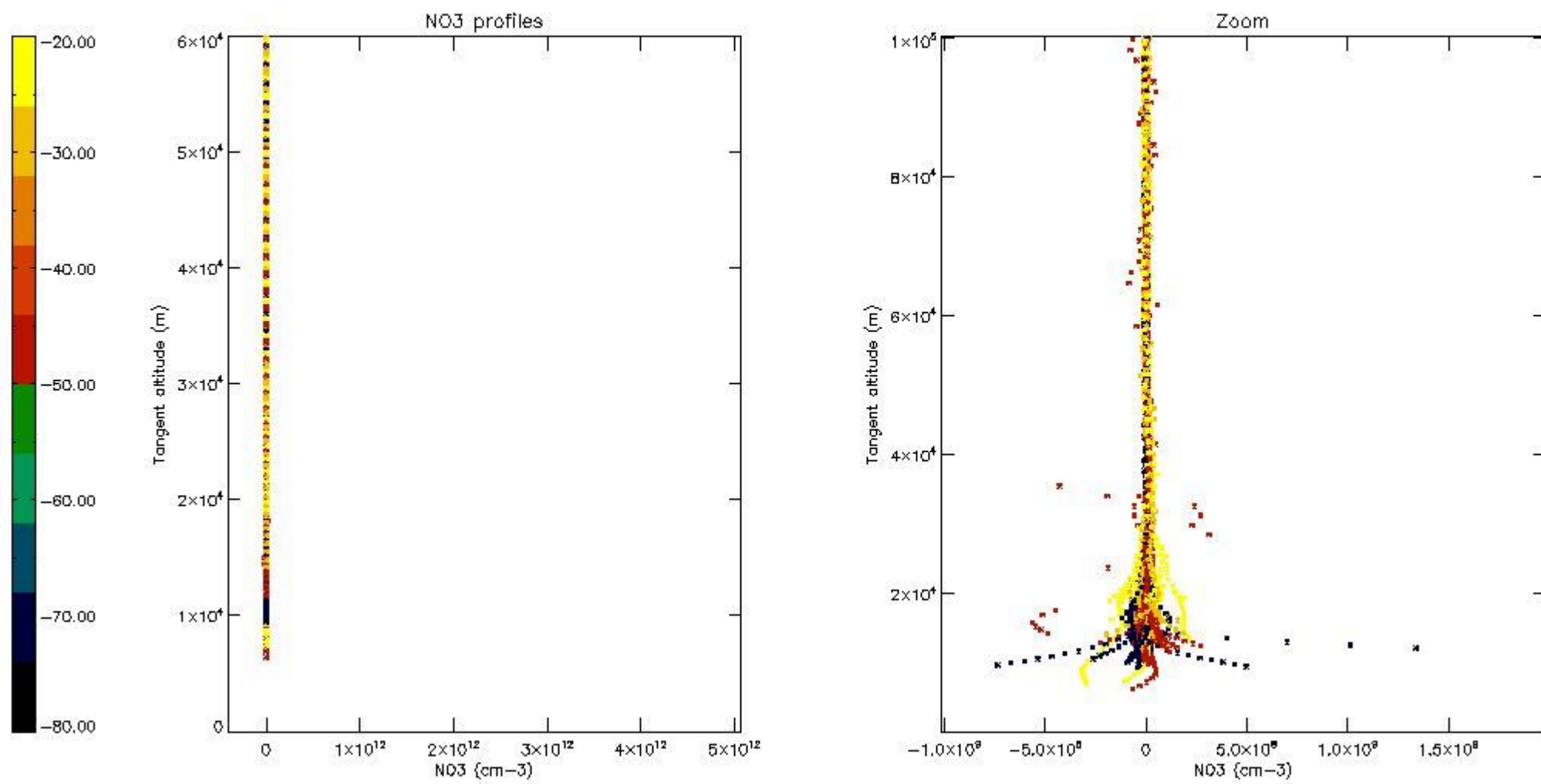
5.6 Plot NO₂ profiles for all STD (dark without errors)

The colorbar represents the latitude.



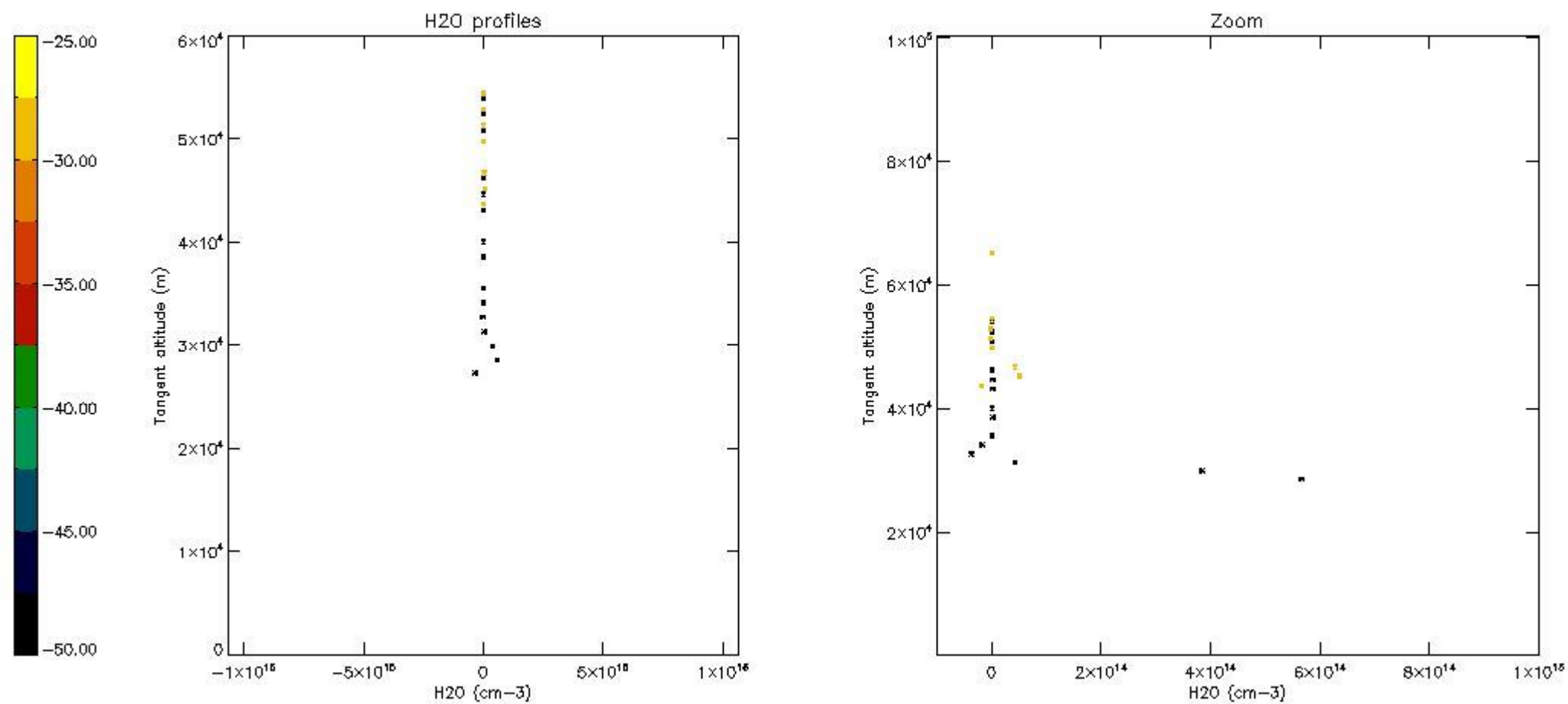
5.7 Plot NO3 profiles for all STD (dark without errors)

The colorbar represents the latitude.



5.8 Plot H₂O profiles for all STD (only for occultations of stars 1,2,3,4,13,14,16,26,63 dark without errors)

The colorbar represents the latitude.



6. Auxiliary Data Files used for the production reported in section 2

The number reported in the third column indicates since which file (see list in section 2) the corresponding auxiliary file has been used. The fourth column is the date of those product files.

Type	Auxiliary Filename	Used since product	Used since product date
INST_PHYS_CHARACTERISTICS	GOM_INS_AXVIEC20091111_143220_20030716_120000_20500101_000000	1	04-MAY-2006 00:02:37
LEVEL-2_PROC_CONFIG	GOM_PR2_AXVIEC20091111_152718_20020301_000000_20500101_000000	1	04-MAY-2006 00:02:37
CROSS_SECTIONS_FILE	GOM_CRS_AXVIEC20091111_154832_20020301_000000_20500101_000000	1	04-MAY-2006 00:02:37

GOMOS Level 2 Daily Report

SUMMARY

[1. General Info](#)

[2. Summary of processed GOM_NL_2P products](#)

[3. Level 2 Quality information per product](#)

[3.1 Plot of level 2 quality information per product \(time dependant\)](#)

[3.2 Plot of level 2 quality information per product \(world map\)](#)

[4. Level 1 Quality information per product \(stored on level 2 products\)](#)

[4.1 Plot of level 1 quality information per product \(time dependant\)](#)

[4.1.1 Plot of level 1 quality information per product \(time dependant\): ASCENDING](#)

[4.1.2 Plot of level 1 quality information per product \(time dependant\): DESCENDING](#)

[4.2 Plot of level 1 quality information per product \(world map\)](#)

[4.2.1 Plot of level 1 quality information per product \(world map\): ASCENDING](#)

[4.2.2 Plot of level 1 quality information per product \(world map\): DESCENDING](#)

[5. Ozone profiles based on quality statistics and other trace gas profiles](#)

[5.1 Ozone statistics based on quality of products](#)

[5.2 Plot ozone profiles for all STD \(dark without errors\)](#)

[5.3 Plot ozone profiles where STD < 20% \(dark without errors\)](#)

[5.4. Plot ozone profiles where STD < 10% \(dark without errors\)](#)

[5.5. Plot ozone profiles where STD < 5% \(dark without errors\)](#)

[5.6 Plot NO2 profiles for all STD \(dark without errors\)](#)

[5.7 Plot NO3 profiles for all STD \(dark without errors\)](#)

[5.8 Plot H2O profiles \(only for occultations of stars 1,2,3,4,13,14,16,26,63 dark without errors\) for all STD](#)

[6. Auxiliary Data Files used for the production reported in section 2](#)

This report presents the daily analysis on parameters extracted from GOMOS level 2 data (GOM_NL__2P). It is intended to monitor some important parameters that will impact the quality of these products. A list of level 2 products (and content) that have arrived during the reporting day to the PCF is also given.

Item	Value
Time of report generation	23APR2013 20:04:46
Data source version	GOMOS/6.01
Start time of products	04-05-2006 (04MAY2006 00:00:00)
Stop time of products	05-05-2006 (05MAY2006 00:00:00)
Store outputs in DB	Yes
Nb of level 2 prods	298
Nb of prods with errors	0

2. Summary of processed GOM_NL__2P products.

Nr	Filename	UTC Start time	Limb	Duration	Star Id	Star Name	Star Mag	Star Temp	Nb Meas	Orbit	Prod. error
1	GOM_NL__2PRFIN20060504_000237_000000372047_00231_21828_9514.N1	04-MAY-2006 00:02:37	Bright	37.000	169	46Gam Hya	2.9910	4700.0	74	21828	No
2	GOM_NL__2PRFIN20060504_000555_000000392047_00231_21828_9515.N1	04-MAY-2006 00:05:55	Bright	38.500	15	67Alp Vir	0.97600	28000.	77	21828	No
3	GOM_NL__2PRFIN20060504_000901_000000372047_00231_21828_9516.N1	04-MAY-2006 00:09:01	Bright	36.500	121	29Gam Vir	2.7400	7200.0	73	21828	No
4	GOM_NL__2PRFIN20060504_001217_000000352047_00231_21828_9517.N1	04-MAY-2006 00:12:17	Bright	35.000	138	47Eps Vir	2.8280	4700.0	70	21828	No
5	GOM_NL__2PRFIN20060504_001958_000000372047_00231_21828_9518.N1	04-MAY-2006 00:19:58	Bright	37.000	152	12Alp2CVn	2.8900	11000.	74	21828	No
6	GOM_NL__2PRFIN20060504_002438_000000362047_00231_21828_9519.N1	04-MAY-2006 00:24:38	Bright	36.000	87	64Gam UMa	2.4330	11000.	72	21828	No
7	GOM_NL__2PRFIN20060504_002607_000000332047_00231_21828_9520.N1	04-MAY-2006 00:26:07	Bright	33.000	82	48Bet UMa	2.3650	10600.	66	21828	No
8	GOM_NL__2PRFIN20060504_002724_000000342047_00231_21828_9521.N1	04-MAY-2006 00:27:24	Bright	33.500	36	50Alp UMa	1.8000	6300.0	67	21828	No
9	GOM_NL__2PRFIN20060504_003443_000000352047_00231_21828_9522.N1	04-MAY-2006 00:34:43	Bright	35.000	49	1Alp UMi	1.9900	6300.0	70	21828	No
10	GOM_NL__2PRFIN20060504_004242_000000342047_00231_21828_9523.N1	04-MAY-2006 00:42:42	Bright	33.500	110	37Del Cas	2.6780	8900.0	67	21828	No
11	GOM_NL__2PRFIN20060504_004402_000000352047_00231_21828_9524.N1	04-MAY-2006 00:44:02	Bright	34.500	68	18Alp Cas	2.2250	4500.0	69	21828	No
12	GOM_NL__2PRFIN20060504_011002_000000452047_00231_21828_9525.N1	04-MAY-2006 01:10:02	Dark	45.000	18	24Alp PsA	1.1660	9700.0	90	21828	No
13	GOM_NL__2PRFIN20060504_011550_000000422047_00231_21828_9526.N1	04-MAY-2006 01:15:50	Dark	42.000	31	Alp Gru	1.7340	15200.	84	21828	No
14	GOM_NL__2PRFIN20060504_011819_000000402047_00232_21829_9508.N1	04-MAY-2006 01:18:19	Dark	40.000	148	Alp Tuc	2.8780	4100.0	80	21829	No
15	GOM_NL__2PRFIN20060504_012746_000000412047_00232_21829_9509.N1	04-MAY-2006 01:27:46	Straylight	40.500	43	Alp TrA	1.9100	4250.0	81	21829	No
16	GOM_NL__2PRFIN20060504_012958_000000392047_00232_21829_9510.N1	04-MAY-2006 01:29:58	Straylight	38.500	134	Bet TrA	2.8100	6600.0	77	21829	No
17	GOM_NL__2PRFIN20060504_013157_000000442047_00232_21829_9511.N1	04-MAY-2006 01:31:57	Straylight	43.500	4	Alp1Cen	-0.010000	5800.0	87	21829	No
18	GOM_NL__2PRFIN20060504_013524_000000402047_00232_21829_9512.N1	04-MAY-2006 01:35:24	Straylight	40.000	78	Alp Lup	2.3040	28000.	80	21829	No
19	GOM_NL__2PRFIN20060504_013657_000000412047_00232_21829_9513.N1	04-MAY-2006 01:36:57	Straylight	41.000	81	Eta Cen	2.3560	28000.	82	21829	No
20	GOM_NL__2PRFIN20060504_013859_000000432047_00232_21829_9514.N1	04-MAY-2006 01:38:59	Twilight_stray	43.000	54	5The Cen	2.0550	4500.0	86	21829	No
21	GOM_NL__2PRFIN20060504_014314_000000372047_00232_21829_9515.N1	04-MAY-2006 01:43:14	Bright	37.000	169	46Gam Hya	2.9910	4700.0	74	21829	No
22	GOM_NL__2PRFIN20060504_014631_000000392047_00232_21829_9516.N1	04-MAY-2006 01:46:31	Bright	39.000	15	67Alp Vir	0.97600	28000.	78	21829	No
23	GOM_NL__2PRFIN20060504_014937_000000372047_00232_21829_9517.N1	04-MAY-2006 01:49:37	Bright	36.500	121	29Gam Vir	2.7400	7200.0	73	21829	No
24	GOM_NL__2PRFIN20060504_015253_000000352047_00232_21829_9518.N1	04-MAY-2006 01:52:53	Bright	35.000	138	47Eps Vir	2.8280	4700.0	70	21829	No
25	GOM_NL__2PRFIN20060504_020034_000000362047_00232_21829_9519.N1	04-MAY-2006 02:00:34	Bright	35.500	152	12Alp2CVn	2.8900	11000.	71	21829	No
26	GOM_NL__2PRFIN20060504_020514_000000362047_00232_21829_9520.N1	04-MAY-2006 02:05:14	Bright	35.500	87	64Gam UMa	2.4330	11000.	71	21829	No
27	GOM_NL__2PRFIN20060504_020643_000000362047_00232_21829_9521.N1	04-MAY-2006 02:06:43	Bright	35.500	82	48Bet UMa	2.3650	10600.	71	21829	No
28	GOM_NL__2PRFIN20060504_020800_000000342047_00232_21829_9522.N1	04-MAY-2006 02:08:00	Bright	34.000	36	50Alp UMa	1.8000	6300.0	68	21829	No
29	GOM_NL__2PRFIN20060504_021519_000000352047_00232_21829_9523.N1	04-MAY-2006 02:15:19	Bright	34.500	49	1Alp UMi	1.9900	6300.0	69	21829	No
30	GOM_NL__2PRFIN20060504_022318_000000522047_00232_21829_9524.N1	04-MAY-2006 02:23:18	Bright	52.000	110	37Del Cas	2.6780	8900.0	104	21829	No
31	GOM_NL__2PRFIN20060504_022438_000000332047_00232_21829_9525.N1	04-MAY-2006 02:24:38	Bright	33.000	68	18Alp Cas	2.2250	4500.0	66	21829	No
32	GOM_NL__2PRFIN20060504_025038_000000442047_00232_21829_9526.N1	04-MAY-2006 02:50:38	Dark	44.000	18	24Alp PsA	1.1660	9700.0	88	21829	No
33	GOM_NL__2PRFIN20060504_025626_000000422047_00232_21829_9527.N1	04-MAY-2006 02:56:26	Dark	42.000	31	Alp Gru	1.7340	15200.	84	21829	No
34	GOM_NL__2PRFIN20060504_025855_000000422047_00233_21830_9508.N1	04-MAY-2006 02:58:55	Dark	42.000	148	Alp Tuc	2.8780	4100.0	84	21830	No
35	GOM_NL__2PRFIN20060504_030822_000000382047_00233_21830_9509.N1	04-MAY-2006 03:08:22	Straylight	38.000	43	Alp TrA	1.9100	4250.0	76	21830	No
36	GOM_NL__2PRFIN20060504_031034_000000402047_00233_21830_9510.N1	04-MAY-2006 03:10:34	Straylight	40.000	134	Bet TrA	2.8100	6600.0	80	21830	No
37	GOM_NL__2PRFIN20060504_031233_000000512047_00233_21830_9511.N1	04-MAY-2006 03:12:33	Straylight	51.000	4	Alp1Cen	-0.010000	5800.0	102	21830	No
38	GOM_NL__2PRFIN20060504_031601_000000402047_00233_21830_9512.N1	04-MAY-2006 03:16:01	Straylight	39.500	78	Alp Lup	2.3040	28000.	79	21830	No
39	GOM_NL__2PRFIN20060504_031733_000000392047_00233_21830_9513.N1	04-MAY-2006 03:17:33	Straylight	39.000	81	Eta Cen	2.3560	28000.	78	21830	No
40	GOM_NL__2PRFIN20060504_031936_000000422047_00233_21830_9514.N1	04-MAY-2006 03:19:36	Twilight_stray	41.500	54	5The Cen	2.0550	4500.0	83	21830	No
41	GOM_NL__2PRFIN20060504_032350_000000372047_00233_21830_9515.N1	04-MAY-2006 03:23:50	Bright	37.000	169	46Gam Hya	2.9910	4700.0	74	21830	No
42	GOM_NL__2PRFIN20060504_032707_000000392047_00233_21830_9516.N1	04-MAY-2006 03:27:07	Bright	39.000	15	67Alp Vir	0.97600	28000.	78	21830	No

43	GOM_NL__2PRFIN20060504_033014_000000362047_00233_21830_9517.N1	04-MAY-2006 03:30:14	Bright	35.500	121	29Gam Vir	2.7400	7200.0	71	21830	No
44	GOM_NL__2PRFIN20060504_033329_000000352047_00233_21830_9518.N1	04-MAY-2006 03:33:29	Bright	34.500	138	47Eps Vir	2.8280	4700.0	69	21830	No
45	GOM_NL__2PRFIN20060504_034110_000000352047_00233_21830_9519.N1	04-MAY-2006 03:41:10	Bright	34.500	152	12Alp2CVn	2.8900	11000.	69	21830	No
46	GOM_NL__2PRFIN20060504_034550_000000332047_00233_21830_9520.N1	04-MAY-2006 03:45:50	Bright	33.000	87	64Gam UMa	2.4330	11000.	66	21830	No
47	GOM_NL__2PRFIN20060504_034720_000000362047_00233_21830_9521.N1	04-MAY-2006 03:47:20	Bright	35.500	82	48Bet UMa	2.3650	10600.	71	21830	No
48	GOM_NL__2PRFIN20060504_034836_000000352047_00233_21830_9522.N1	04-MAY-2006 03:48:36	Bright	35.000	36	50Alp UMa	1.8000	6300.0	70	21830	No
49	GOM_NL__2PRFIN20060504_035555_000000362047_00233_21830_9523.N1	04-MAY-2006 03:55:55	Bright	35.500	49	1Alp UMi	1.9900	6300.0	71	21830	No
50	GOM_NL__2PRFIN20060504_040355_000000332047_00233_21830_9524.N1	04-MAY-2006 04:03:55	Bright	32.500	110	37Del Cas	2.6780	8900.0	65	21830	No
51	GOM_NL__2PRFIN20060504_040514_000000332047_00233_21830_9525.N1	04-MAY-2006 04:05:14	Bright	32.500	68	18Alp Cas	2.2250	4500.0	65	21830	No
52	GOM_NL__2PRFIN20060504_043114_000000442047_00233_21830_9526.N1	04-MAY-2006 04:31:14	Dark	43.500	18	24Alp PsA	1.1660	9700.0	87	21830	No
53	GOM_NL__2PRFIN20060504_043703_000000452047_00233_21830_9527.N1	04-MAY-2006 04:37:03	Dark	44.500	31	Alp Gru	1.7340	15200.	89	21830	No
54	GOM_NL__2PRFIN20060504_043931_000000482047_00234_21831_9508.N1	04-MAY-2006 04:39:31	Dark	48.000	148	Alp Tuc	2.8780	4100.0	96	21831	No
55	GOM_NL__2PRFIN20060504_044858_000000422047_00234_21831_9509.N1	04-MAY-2006 04:48:58	Straylight	41.500	43	Alp TrA	1.9100	4250.0	83	21831	No
56	GOM_NL__2PRFIN20060504_045110_000000392047_00234_21831_9510.N1	04-MAY-2006 04:51:10	Straylight	39.000	134	Bet TrA	2.8100	6600.0	78	21831	No
57	GOM_NL__2PRFIN20060504_045310_000000382047_00234_21831_9511.N1	04-MAY-2006 04:53:10	Straylight	38.000	4	Alp1Cen	-0.010000	5800.0	76	21831	No
58	GOM_NL__2PRFIN20060504_045637_000000392047_00234_21831_9512.N1	04-MAY-2006 04:56:37	Straylight	39.000	78	Alp Lup	2.3040	28000.	78	21831	No
59	GOM_NL__2PRFIN20060504_045809_000000392047_00234_21831_9513.N1	04-MAY-2006 04:58:09	Straylight	39.000	81	Eta Cen	2.3560	28000.	78	21831	No
60	GOM_NL__2PRFIN20060504_050012_000000442047_00234_21831_9514.N1	04-MAY-2006 05:00:12	Tw_i_and_stray	43.500	54	5The Cen	2.0550	4500.0	87	21831	No
61	GOM_NL__2PRFIN20060504_050426_000000382047_00234_21831_9515.N1	04-MAY-2006 05:04:26	Bright	37.500	169	46Gam Hya	2.9910	4700.0	75	21831	No
62	GOM_NL__2PRFIN20060504_050744_000000382047_00234_21831_9516.N1	04-MAY-2006 05:07:44	Bright	37.500	15	67Alp Vir	0.97600	28000.	75	21831	No
63	GOM_NL__2PRFIN20060504_051050_000000362047_00234_21831_9517.N1	04-MAY-2006 05:10:50	Bright	35.500	121	29Gam Vir	2.7400	7200.0	71	21831	No
64	GOM_NL__2PRFIN20060504_051405_000000352047_00234_21831_9518.N1	04-MAY-2006 05:14:05	Bright	34.500	138	47Eps Vir	2.8280	4700.0	69	21831	No
65	GOM_NL__2PRFIN20060504_052146_000000342047_00234_21831_9519.N1	04-MAY-2006 05:21:46	Bright	34.000	152	12Alp2CVn	2.8900	11000.	68	21831	No
66	GOM_NL__2PRFIN20060504_052626_000000392047_00234_21831_9520.N1	04-MAY-2006 05:26:26	Bright	39.000	87	64Gam UMa	2.4330	11000.	78	21831	No
67	GOM_NL__2PRFIN20060504_052756_000000352047_00234_21831_9521.N1	04-MAY-2006 05:27:56	Bright	35.000	82	48Bet UMa	2.3650	10600.	70	21831	No
68	GOM_NL__2PRFIN20060504_052913_000000372047_00234_21831_9522.N1	04-MAY-2006 05:29:13	Bright	36.500	36	50Alp UMa	1.8000	6300.0	73	21831	No
69	GOM_NL__2PRFIN20060504_053631_000000362047_00234_21831_9523.N1	04-MAY-2006 05:36:31	Bright	35.500	49	1Alp UMi	1.9900	6300.0	71	21831	No
70	GOM_NL__2PRFIN20060504_054431_000000522047_00234_21831_9524.N1	04-MAY-2006 05:44:31	Bright	52.000	110	37Del Cas	2.6780	8900.0	104	21831	No
71	GOM_NL__2PRFIN20060504_054550_000000422047_00234_21831_9525.N1	04-MAY-2006 05:45:50	Bright	42.000	68	18Alp Cas	2.2250	4500.0	84	21831	No
72	GOM_NL__2PRFIN20060504_061151_000000462047_00234_21831_9526.N1	04-MAY-2006 06:11:51	Dark	45.500	18	24Alp PsA	1.1660	9700.0	91	21831	No
73	GOM_NL__2PRFIN20060504_061739_000000452047_00234_21831_9527.N1	04-MAY-2006 06:17:39	Dark	45.000	31	Alp Gru	1.7340	15200.	90	21831	No
74	GOM_NL__2PRFIN20060504_062008_000000382047_00235_21832_9508.N1	04-MAY-2006 06:20:08	Dark	37.500	148	Alp Tuc	2.8780	4100.0	75	21832	No
75	GOM_NL__2PRFIN20060504_062935_000000392047_00235_21832_9509.N1	04-MAY-2006 06:29:35	Straylight	38.500	43	Alp TrA	1.9100	4250.0	77	21832	No
76	GOM_NL__2PRFIN20060504_063147_000000392047_00235_21832_9510.N1	04-MAY-2006 06:31:47	Straylight	38.500	134	Bet TrA	2.8100	6600.0	77	21832	No
77	GOM_NL__2PRFIN20060504_063346_000000432047_00235_21832_9511.N1	04-MAY-2006 06:33:46	Straylight	43.000	4	Alp1Cen	-0.010000	5800.0	86	21832	No
78	GOM_NL__2PRFIN20060504_063713_000000402047_00235_21832_9512.N1	04-MAY-2006 06:37:13	Straylight	39.500	78	Alp Lup	2.3040	28000.	79	21832	No
79	GOM_NL__2PRFIN20060504_063845_000000412047_00235_21832_9513.N1	04-MAY-2006 06:38:45	Straylight	40.500	81	Eta Cen	2.3560	28000.	81	21832	No
80	GOM_NL__2PRFIN20060504_064048_000000402047_00235_21832_9514.N1	04-MAY-2006 06:40:48	Tw_i_and_stray	39.500	54	5The Cen	2.0550	4500.0	79	21832	No
81	GOM_NL__2PRFIN20060504_064502_000000382047_00235_21832_9515.N1	04-MAY-2006 06:45:02	Bright	38.000	169	46Gam Hya	2.9910	4700.0	76	21832	No
82	GOM_NL__2PRFIN20060504_064820_000000382047_00235_21832_9516.N1	04-MAY-2006 06:48:20	Bright	37.500	15	67Alp Vir	0.97600	28000.	75	21832	No
83	GOM_NL__2PRFIN20060504_065126_000000362047_00235_21832_9517.N1	04-MAY-2006 06:51:26	Bright	35.500	121	29Gam Vir	2.7400	7200.0	71	21832	No
84	GOM_NL__2PRFIN20060504_065441_000000352047_00235_21832_9518.N1	04-MAY-2006 06:54:41	Bright	35.000	138	47Eps Vir	2.8280	4700.0	70	21832	No
85	GOM_NL__2PRFIN20060504_070222_000000362047_00235_21832_9519.N1	04-MAY-2006 07:02:22	Bright	36.000	152	12Alp2CVn	2.8900	11000.	72	21832	No
86	GOM_NL__2PRFIN20060504_070707_000000362047_00235_21832_9520.N1	04-MAY-2006 07:07:07	Bright	35.500	55	79Zet UMa	2.0600	10200.	71	21832	No
87	GOM_NL__2PRFIN20060504_070832_000000362047_00235_21832_9521.N1	04-MAY-2006 07:08:32	Bright	35.500	82	48Bet UMa	2.3650	10600.	71	21832	No
88	GOM_NL__2PRFIN20060504_070949_000000342047_00235_21832_9522.N1	04-MAY-2006 07:09:49	Bright	34.000	36	50Alp UMa	1.8000	6300.0	68	21832	No
89	GOM_NL__2PRFIN20060504_071707_000000352047_00235_21832_9523.N1	04-MAY-2006 07:17:07	Bright	34.500	49	1Alp UMi	1.9900	6300.0	69	21832	No
90	GOM_NL__2PRFIN20060504_072507_000000452047_00235_21832_9524.N1	04-MAY-2006 07:25:07	Bright	44.500	110	37Del Cas	2.6780	8900.0	89	21832	No
91	GOM_NL__2PRFIN20060504_072626_000000342047_00235_21832_9525.N1	04-MAY-2006 07:26:26	Bright	34.000	68	18Alp Cas	2.2250	4500.0	68	21832	No
92	GOM_NL__2PRFIN20060504_074711_000000432047_00235_21832_9526.N1	04-MAY-2006 07:47:11	Dark	43.000	52	16Bet Cet	2.0370	4500.0	86	21832	No
93	GOM_NL__2PRFIN20060504_075227_000000522047_00235_21832_9527.N1	04-MAY-2006 07:52:27	Dark	52.000	18	24Alp PsA	1.1660	9700.0	104	21832	No
94	GOM_NL__2PRFIN20060504_075816_000000442047_00235_21832_9528.N1	04-MAY-2006 07:58:16	Dark	43.500	31	Alp Gru	1.7340	15200.	87	21832	No
95	GOM_NL__2PRFIN20060504_080044_000000382047_00236_21833_9508.N1	04-MAY-2006 08:00:44	Dark	38.000	148	Alp Tuc	2.8780	4100.0	76	21833	No
96	GOM_NL__2PRFIN20060504_081011_000000442047_00236_21833_9509.N1	04-MAY-2006 08:10:11	Straylight	43.500	43	Alp TrA	1.9100	4250.0	87	21833	No
97	GOM_NL__2PRFIN20060504_081223_000000382047_00236_21833_9510.N1	04-MAY-2006 08:12:23	Straylight	38.000	134	Bet TrA	2.8100	6600.0	76	21833	No
98	GOM_NL__2PRFIN20060504_081422_000000482047_00236_21833_9511.N1	04-MAY-2006 08:14:22	Straylight	48.000	4	Alp1Cen	-0.010000	5800.0	96	21833	No
99	GOM_NL__2PRFIN20060504_081749_000000412047_00236_21833_9512.N1	04-MAY-2006 08:17:49	Straylight	40.500	78	Alp Lup	2.3040	28000.	81	21833	No
100	GOM_NL__2PRFIN20060504_081922_000000412047_00236_21833_9513.N1	04-MAY-2006 08:19:22	Straylight	40.500	81	Eta Cen	2.3560	28000.	81	21833	No
101	GOM_NL__2PRFIN20060504_082124_000000442047_00236_21833_9514.N1	04-MAY-2006 08:21:24	Tw_i_and_stray	43.500	54	5The Cen	2.0550	4500.0	87	21833	No

102	GOM_NL__2PRFIN20060504_082538_000000362047_00236_21833_9515.N1	04-MAY-2006 08:25:38	Bright	36.000	169	46Gam Hya	2.9910	4700.0	72	21833	No
103	GOM_NL__2PRFIN20060504_082856_000000392047_00236_21833_9516.N1	04-MAY-2006 08:28:56	Bright	38.500	15	67Alp Vir	0.97600	28000.	77	21833	No
104	GOM_NL__2PRFIN20060504_083202_000000362047_00236_21833_9517.N1	04-MAY-2006 08:32:02	Bright	36.000	121	29Gam Vir	2.7400	7200.0	72	21833	No
105	GOM_NL__2PRFIN20060504_083517_000000352047_00236_21833_9518.N1	04-MAY-2006 08:35:17	Bright	35.000	138	47Eps Vir	2.8280	4700.0	70	21833	No
106	GOM_NL__2PRFIN20060504_084258_000000332047_00236_21833_9519.N1	04-MAY-2006 08:42:58	Bright	33.000	152	12Alp2CVn	2.8900	11000.	66	21833	No
107	GOM_NL__2PRFIN20060504_084743_000000352047_00236_21833_9520.N1	04-MAY-2006 08:47:43	Bright	34.500	55	79Zet UMa	2.0600	10200.	69	21833	No
108	GOM_NL__2PRFIN20060504_084909_000000362047_00236_21833_9521.N1	04-MAY-2006 08:49:09	Bright	35.500	82	48Bet UMa	2.3650	10600.	71	21833	No
109	GOM_NL__2PRFIN20060504_085025_000000342047_00236_21833_9522.N1	04-MAY-2006 08:50:25	Bright	34.000	36	50Alp UMa	1.8000	6300.0	68	21833	No
110	GOM_NL__2PRFIN20060504_085743_000000332047_00236_21833_9523.N1	04-MAY-2006 08:57:43	Bright	33.000	49	1Alp UMi	1.9900	6300.0	66	21833	No
111	GOM_NL__2PRFIN20060504_090543_000000332047_00236_21833_9524.N1	04-MAY-2006 09:05:43	Bright	32.500	110	37Del Cas	2.6780	8900.0	65	21833	No
112	GOM_NL__2PRFIN20060504_090702_000000332047_00236_21833_9525.N1	04-MAY-2006 09:07:02	Bright	33.000	68	18Alp Cas	2.2250	4500.0	66	21833	No
113	GOM_NL__2PRFIN20060504_092747_000000422047_00236_21833_9526.N1	04-MAY-2006 09:27:47	Dark	41.500	52	16Bet Cet	2.0370	4500.0	83	21833	No
114	GOM_NL__2PRFIN20060504_093304_000000452047_00236_21833_9527.N1	04-MAY-2006 09:33:04	Dark	45.000	18	24Alp PsA	1.1660	9700.0	90	21833	No
115	GOM_NL__2PRFIN20060504_093853_000000392047_00236_21833_9528.N1	04-MAY-2006 09:38:53	Dark	39.000	31	Alp Gru	1.7340	15200.	78	21833	No
116	GOM_NL__2PRFIN20060504_094120_000000382047_00237_21834_9508.N1	04-MAY-2006 09:41:20	Dark	38.000	148	Alp Tuc	2.8780	4100.0	76	21834	No
117	GOM_NL__2PRFIN20060504_095047_000000422047_00237_21834_9509.N1	04-MAY-2006 09:50:47	Straylight	41.500	43	Alp TrA	1.9100	4250.0	83	21834	No
118	GOM_NL__2PRFIN20060504_095259_000000392047_00237_21834_9510.N1	04-MAY-2006 09:52:59	Straylight	39.000	134	Bet TrA	2.8100	6600.0	78	21834	No
119	GOM_NL__2PRFIN20060504_095458_000000512047_00237_21834_9511.N1	04-MAY-2006 09:54:58	Straylight	50.500	4	Alp1Cen	-0.010000	5800.0	101	21834	No
120	GOM_NL__2PRFIN20060504_095826_000000392047_00237_21834_9512.N1	04-MAY-2006 09:58:26	Straylight	38.500	78	Alp Lup	2.3040	28000.	77	21834	No
121	GOM_NL__2PRFIN20060504_095958_000000412047_00237_21834_9513.N1	04-MAY-2006 09:59:58	Straylight	41.000	81	Eta Cen	2.3560	28000.	82	21834	No
122	GOM_NL__2PRFIN20060504_100200_000000432047_00237_21834_9514.N1	04-MAY-2006 10:02:00	Tw_i_and_stray	43.000	54	5The Cen	2.0550	4500.0	86	21834	No
123	GOM_NL__2PRFIN20060504_100614_000000402047_00237_21834_9515.N1	04-MAY-2006 10:06:14	Bright	40.000	169	46Gam Hya	2.9910	4700.0	80	21834	No
124	GOM_NL__2PRFIN20060504_100932_000000382047_00237_21834_9516.N1	04-MAY-2006 10:09:32	Bright	38.000	15	67Alp Vir	0.97600	28000.	76	21834	No
125	GOM_NL__2PRFIN20060504_101238_000000362047_00237_21834_9517.N1	04-MAY-2006 10:12:38	Bright	36.000	121	29Gam Vir	2.7400	7200.0	72	21834	No
126	GOM_NL__2PRFIN20060504_101553_000000362047_00237_21834_9518.N1	04-MAY-2006 10:15:53	Bright	36.000	138	47Eps Vir	2.8280	4700.0	72	21834	No
127	GOM_NL__2PRFIN20060504_102334_000000352047_00237_21834_9519.N1	04-MAY-2006 10:23:34	Bright	34.500	152	12Alp2CVn	2.8900	11000.	69	21834	No
128	GOM_NL__2PRFIN20060504_102819_000000372047_00237_21834_9520.N1	04-MAY-2006 10:28:19	Bright	37.000	55	79Zet UMa	2.0600	10200.	74	21834	No
129	GOM_NL__2PRFIN20060504_102945_000000342047_00237_21834_9521.N1	04-MAY-2006 10:29:45	Bright	34.000	82	48Bet UMa	2.3650	10600.	68	21834	No
130	GOM_NL__2PRFIN20060504_103101_000000342047_00237_21834_9522.N1	04-MAY-2006 10:31:01	Bright	34.000	36	50Alp UMa	1.8000	6300.0	68	21834	No
131	GOM_NL__2PRFIN20060504_103819_000000362047_00237_21834_9523.N1	04-MAY-2006 10:38:19	Bright	36.000	49	1Alp UMi	1.9900	6300.0	72	21834	No
132	GOM_NL__2PRFIN20060504_104619_000000382047_00237_21834_9524.N1	04-MAY-2006 10:46:19	Bright	38.000	110	37Del Cas	2.6780	8900.0	76	21834	No
133	GOM_NL__2PRFIN20060504_104738_000000332047_00237_21834_9525.N1	04-MAY-2006 10:47:38	Bright	32.500	68	18Alp Cas	2.2250	4500.0	65	21834	No
134	GOM_NL__2PRFIN20060504_110823_000000412047_00237_21834_9526.N1	04-MAY-2006 11:08:23	Dark	41.000	52	16Bet Cet	2.0370	4500.0	82	21834	No
135	GOM_NL__2PRFIN20060504_111340_000000452047_00237_21834_9527.N1	04-MAY-2006 11:13:40	Dark	44.500	18	24Alp PsA	1.1660	9700.0	89	21834	No
136	GOM_NL__2PRFIN20060504_111929_000000422047_00237_21834_9528.N1	04-MAY-2006 11:19:29	Dark	41.500	31	Alp Gru	1.7340	15200.	83	21834	No
137	GOM_NL__2PRFIN20060504_112157_000000382047_00238_21835_9508.N1	04-MAY-2006 11:21:57	Dark	37.500	148	Alp Tuc	2.8780	4100.0	75	21835	No
138	GOM_NL__2PRFIN20060504_113123_000000412047_00238_21835_9509.N1	04-MAY-2006 11:31:23	Straylight	40.500	43	Alp TrA	1.9100	4250.0	81	21835	No
139	GOM_NL__2PRFIN20060504_113335_000000382047_00238_21835_9510.N1	04-MAY-2006 11:33:35	Straylight	38.000	134	Bet TrA	2.8100	6600.0	76	21835	No
140	GOM_NL__2PRFIN20060504_113534_000000422047_00238_21835_9511.N1	04-MAY-2006 11:35:34	Straylight	41.500	4	Alp1Cen	-0.010000	5800.0	83	21835	No
141	GOM_NL__2PRFIN20060504_113902_000000402047_00238_21835_9512.N1	04-MAY-2006 11:39:02	Straylight	40.000	78	Alp Lup	2.3040	28000.	80	21835	No
142	GOM_NL__2PRFIN20060504_114034_000000402047_00238_21835_9513.N1	04-MAY-2006 11:40:34	Straylight	40.000	81	Eta Cen	2.3560	28000.	80	21835	No
143	GOM_NL__2PRFIN20060504_114236_000000432047_00238_21835_9514.N1	04-MAY-2006 11:42:36	Tw_i_and_stray	43.000	54	5The Cen	2.0550	4500.0	86	21835	No
144	GOM_NL__2PRFIN20060504_114650_000000372047_00238_21835_9515.N1	04-MAY-2006 11:46:50	Bright	36.500	169	46Gam Hya	2.9910	4700.0	73	21835	No
145	GOM_NL__2PRFIN20060504_115008_000000372047_00238_21835_9516.N1	04-MAY-2006 11:50:08	Bright	36.500	15	67Alp Vir	0.97600	28000.	73	21835	No
146	GOM_NL__2PRFIN20060504_115314_000000382047_00238_21835_9517.N1	04-MAY-2006 11:53:14	Bright	37.500	121	29Gam Vir	2.7400	7200.0	75	21835	No
147	GOM_NL__2PRFIN20060504_115629_000000362047_00238_21835_9518.N1	04-MAY-2006 11:56:29	Bright	36.000	138	47Eps Vir	2.8280	4700.0	72	21835	No
148	GOM_NL__2PRFIN20060504_120410_000000452047_00238_21835_9519.N1	04-MAY-2006 12:04:10	Bright	45.000	152	12Alp2CVn	2.8900	11000.	90	21835	No
149	GOM_NL__2PRFIN20060504_120854_000000382047_00238_21835_9520.N1	04-MAY-2006 12:08:54	Bright	37.500	55	79Zet UMa	2.0600	10200.	75	21835	No
150	GOM_NL__2PRFIN20060504_121021_000000372047_00238_21835_9521.N1	04-MAY-2006 12:10:21	Bright	37.000	82	48Bet UMa	2.3650	10600.	74	21835	No
151	GOM_NL__2PRFIN20060504_121137_000000372047_00238_21835_9522.N1	04-MAY-2006 12:11:37	Bright	37.000	36	50Alp UMa	1.8000	6300.0	74	21835	No
152	GOM_NL__2PRFIN20060504_121854_000000322047_00238_21835_9523.N1	04-MAY-2006 12:18:54	Bright	32.000	49	1Alp UMi	1.9900	6300.0	64	21835	No
153	GOM_NL__2PRFIN20060504_122655_000000522047_00238_21835_9524.N1	04-MAY-2006 12:26:55	Bright	52.000	110	37Del Cas	2.6780	8900.0	104	21835	No
154	GOM_NL__2PRFIN20060504_122814_000000352047_00238_21835_9525.N1	04-MAY-2006 12:28:14	Bright	34.500	68	18Alp Cas	2.2250	4500.0	69	21835	No
155	GOM_NL__2PRFIN20060504_124859_000000452047_00238_21835_9526.N1	04-MAY-2006 12:48:59	Dark	44.500	52	16Bet Cet	2.0370	4500.0	89	21835	No
156	GOM_NL__2PRFIN20060504_125417_000000452047_00238_21835_9527.N1	04-MAY-2006 12:54:17	Dark	45.000	18	24Alp PsA	1.1660	9700.0	90	21835	No
157	GOM_NL__2PRFIN20060504_130006_000000412047_00238_21835_9528.N1	04-MAY-2006 13:00:06	Dark	41.000	31	Alp Gru	1.7340	15200.	82	21835	No
158	GOM_NL__2PRFIN20060504_130233_000000482047_00239_21836_9528.N1	04-MAY-2006 13:02:33	Dark	47.500	148	Alp Tuc	2.8780	4100.0	95	21836	No
159	GOM_NL__2PRFIN20060504_131200_000000392047_00239_21836_9529.N1	04-MAY-2006 13:12:00	Straylight	38.500	43	Alp TrA	1.9100	4250.0	77	21836	No
160	GOM_NL__2PRFIN20060504_131412_000000382047_00239_21836_9530.N1	04-MAY-2006 13:14:12	Straylight	37.500	134	Bet TrA	2.8100	6600.0	75	21836	No

161	GOM_NL__2PRFIN20060504_131610_000000432047_00239_21836_9531.N1	04-MAY-2006 13:16:10	Straylight	42.500	4	Alp1Cen	-0.010000	5800.0	85	21836	No
162	GOM_NL__2PRFIN20060504_131938_000000392047_00239_21836_9532.N1	04-MAY-2006 13:19:38	Straylight	39.000	78	Alp Lup	2.3040	28000.	78	21836	No
163	GOM_NL__2PRFIN20060504_132110_000000372047_00239_21836_9533.N1	04-MAY-2006 13:21:10	Straylight	37.000	81	Eta Cen	2.3560	28000.	74	21836	No
164	GOM_NL__2PRFIN20060504_132313_000000422047_00239_21836_9534.N1	04-MAY-2006 13:23:13	Tw_i_and_stray	42.000	54	5The Cen	2.0550	4500.0	84	21836	No
165	GOM_NL__2PRFIN20060504_132726_000000372047_00239_21836_9535.N1	04-MAY-2006 13:27:26	Bright	36.500	169	46Gam Hya	2.9910	4700.0	73	21836	No
166	GOM_NL__2PRFIN20060504_133044_000000372047_00239_21836_9536.N1	04-MAY-2006 13:30:44	Bright	37.000	15	67Alp Vir	0.97600	28000.	74	21836	No
167	GOM_NL__2PRFIN20060504_133350_000000362047_00239_21836_9537.N1	04-MAY-2006 13:33:50	Bright	36.000	121	29Gam Vir	2.7400	7200.0	72	21836	No
168	GOM_NL__2PRFIN20060504_133705_000000352047_00239_21836_9538.N1	04-MAY-2006 13:37:05	Bright	34.500	138	47Eps Vir	2.8280	4700.0	69	21836	No
169	GOM_NL__2PRFIN20060504_134446_000000352047_00239_21836_9539.N1	04-MAY-2006 13:44:46	Bright	35.000	152	12Alp2CVn	2.8900	11000.	70	21836	No
170	GOM_NL__2PRFIN20060504_134930_000000372047_00239_21836_9540.N1	04-MAY-2006 13:49:30	Bright	37.000	55	79Zet UMa	2.0600	10200.	74	21836	No
171	GOM_NL__2PRFIN20060504_135057_000000342047_00239_21836_9541.N1	04-MAY-2006 13:50:57	Bright	33.500	82	48Bet UMa	2.3650	10600.	67	21836	No
172	GOM_NL__2PRFIN20060504_135214_000000382047_00239_21836_9542.N1	04-MAY-2006 13:52:14	Bright	37.500	36	50Alp UMa	1.8000	6300.0	75	21836	No
173	GOM_NL__2PRFIN20060504_135931_000000332047_00239_21836_9543.N1	04-MAY-2006 13:59:31	Bright	33.000	49	1Alp UMi	1.9900	6300.0	66	21836	No
174	GOM_NL__2PRFIN20060504_140731_000000332047_00239_21836_9544.N1	04-MAY-2006 14:07:31	Bright	33.000	110	37Del Cas	2.6780	8900.0	66	21836	No
175	GOM_NL__2PRFIN20060504_140850_000000342047_00239_21836_9545.N1	04-MAY-2006 14:08:50	Bright	33.500	68	18Alp Cas	2.2250	4500.0	67	21836	No
176	GOM_NL__2PRFIN20060504_142935_000000452047_00239_21836_9546.N1	04-MAY-2006 14:29:35	Dark	45.000	52	16Bet Cet	2.0370	4500.0	90	21836	No
177	GOM_NL__2PRFIN20060504_143453_000000482047_00239_21836_9547.N1	04-MAY-2006 14:34:53	Dark	47.500	18	24Alp PsA	1.1660	9700.0	95	21836	No
178	GOM_NL__2PRFIN20060504_144042_000000462047_00239_21836_9548.N1	04-MAY-2006 14:40:42	Dark	45.500	31	Alp Gru	1.7340	15200.	91	21836	No
179	GOM_NL__2PRFIN20060504_144309_000000382047_00240_21837_9528.N1	04-MAY-2006 14:43:09	Dark	38.000	148	Alp Tuc	2.8780	4100.0	76	21837	No
180	GOM_NL__2PRFIN20060504_145236_000000412047_00240_21837_9529.N1	04-MAY-2006 14:52:36	Straylight	40.500	43	Alp TrA	1.9100	4250.0	81	21837	No
181	GOM_NL__2PRFIN20060504_145448_000000362047_00240_21837_9530.N1	04-MAY-2006 14:54:48	Straylight	35.500	134	Bet TrA	2.8100	6600.0	71	21837	No
182	GOM_NL__2PRFIN20060504_145647_000000492047_00240_21837_9531.N1	04-MAY-2006 14:56:47	Straylight	49.000	4	Alp1Cen	-0.010000	5800.0	98	21837	No
183	GOM_NL__2PRFIN20060504_150014_000000402047_00240_21837_9532.N1	04-MAY-2006 15:00:14	Straylight	39.500	78	Alp Lup	2.3040	28000.	79	21837	No
184	GOM_NL__2PRFIN20060504_150146_000000372047_00240_21837_9533.N1	04-MAY-2006 15:01:46	Straylight	37.000	81	Eta Cen	2.3560	28000.	74	21837	No
185	GOM_NL__2PRFIN20060504_150349_000000402047_00240_21837_9534.N1	04-MAY-2006 15:03:49	Tw_i_and_stray	40.000	54	5The Cen	2.0550	4500.0	80	21837	No
186	GOM_NL__2PRFIN20060504_150803_000000382047_00240_21837_9535.N1	04-MAY-2006 15:08:03	Bright	37.500	169	46Gam Hya	2.9910	4700.0	75	21837	No
187	GOM_NL__2PRFIN20060504_151120_000000382047_00240_21837_9536.N1	04-MAY-2006 15:11:20	Bright	38.000	15	67Alp Vir	0.97600	28000.	76	21837	No
188	GOM_NL__2PRFIN20060504_151426_000000362047_00240_21837_9537.N1	04-MAY-2006 15:14:26	Bright	35.500	121	29Gam Vir	2.7400	7200.0	71	21837	No
189	GOM_NL__2PRFIN20060504_151741_000000352047_00240_21837_9538.N1	04-MAY-2006 15:17:41	Bright	34.500	138	47Eps Vir	2.8280	4700.0	69	21837	No
190	GOM_NL__2PRFIN20060504_152522_000000342047_00240_21837_9539.N1	04-MAY-2006 15:25:22	Bright	34.000	152	12Alp2CVn	2.8900	11000.	68	21837	No
191	GOM_NL__2PRFIN20060504_153006_000000372047_00240_21837_9540.N1	04-MAY-2006 15:30:06	Bright	37.000	55	79Zet UMa	2.0600	10200.	74	21837	No
192	GOM_NL__2PRFIN20060504_153134_000000352047_00240_21837_9541.N1	04-MAY-2006 15:31:34	Bright	35.000	82	48Bet UMa	2.3650	10600.	70	21837	No
193	GOM_NL__2PRFIN20060504_153250_000000372047_00240_21837_9542.N1	04-MAY-2006 15:32:50	Bright	37.000	36	50Alp UMa	1.8000	6300.0	74	21837	No
194	GOM_NL__2PRFIN20060504_154007_000000362047_00240_21837_9543.N1	04-MAY-2006 15:40:07	Bright	35.500	49	1Alp UMi	1.9900	6300.0	71	21837	No
195	GOM_NL__2PRFIN20060504_154807_000000382047_00240_21837_9544.N1	04-MAY-2006 15:48:07	Bright	38.000	110	37Del Cas	2.6780	8900.0	76	21837	No
196	GOM_NL__2PRFIN20060504_154926_000000332047_00240_21837_9545.N1	04-MAY-2006 15:49:26	Bright	32.500	68	18Alp Cas	2.2250	4500.0	65	21837	No
197	GOM_NL__2PRFIN20060504_161011_000000452047_00240_21837_9546.N1	04-MAY-2006 16:10:11	Dark	44.500	52	16Bet Cet	2.0370	4500.0	89	21837	No
198	GOM_NL__2PRFIN20060504_161530_000000462047_00240_21837_9547.N1	04-MAY-2006 16:15:30	Dark	46.000	18	24Alp PsA	1.1660	9700.0	92	21837	No
199	GOM_NL__2PRFIN20060504_162119_000000432047_00240_21837_9548.N1	04-MAY-2006 16:21:19	Dark	43.000	31	Alp Gru	1.7340	15200.	86	21837	No
200	GOM_NL__2PRFIN20060504_162346_000000372047_00241_21838_9528.N1	04-MAY-2006 16:23:46	Dark	37.000	148	Alp Tuc	2.8780	4100.0	74	21838	No
201	GOM_NL__2PRFIN20060504_163312_000000402047_00241_21838_9529.N1	04-MAY-2006 16:33:12	Straylight	39.500	43	Alp TrA	1.9100	4250.0	79	21838	No
202	GOM_NL__2PRFIN20060504_163524_000000382047_00241_21838_9530.N1	04-MAY-2006 16:35:24	Straylight	38.000	134	Bet TrA	2.8100	6600.0	76	21838	No
203	GOM_NL__2PRFIN20060504_163723_000000502047_00241_21838_9531.N1	04-MAY-2006 16:37:23	Straylight	49.500	4	Alp1Cen	-0.010000	5800.0	99	21838	No
204	GOM_NL__2PRFIN20060504_164051_000000372047_00241_21838_9532.N1	04-MAY-2006 16:40:51	Straylight	37.000	78	Alp Lup	2.3040	28000.	74	21838	No
205	GOM_NL__2PRFIN20060504_164223_000000412047_00241_21838_9533.N1	04-MAY-2006 16:42:23	Straylight	40.500	81	Eta Cen	2.3560	28000.	81	21838	No
206	GOM_NL__2PRFIN20060504_164425_000000452047_00241_21838_9534.N1	04-MAY-2006 16:44:25	Tw_i_and_stray	44.500	54	5The Cen	2.0550	4500.0	89	21838	No
207	GOM_NL__2PRFIN20060504_164839_000000382047_00241_21838_9535.N1	04-MAY-2006 16:48:39	Bright	37.500	169	46Gam Hya	2.9910	4700.0	75	21838	No
208	GOM_NL__2PRFIN20060504_165156_000000392047_00241_21838_9536.N1	04-MAY-2006 16:51:56	Bright	39.000	15	67Alp Vir	0.97600	28000.	78	21838	No
209	GOM_NL__2PRFIN20060504_165503_000000352047_00241_21838_9537.N1	04-MAY-2006 16:55:03	Bright	35.000	121	29Gam Vir	2.7400	7200.0	70	21838	No
210	GOM_NL__2PRFIN20060504_165818_000000372047_00241_21838_9538.N1	04-MAY-2006 16:58:18	Bright	36.500	138	47Eps Vir	2.8280	4700.0	73	21838	No
211	GOM_NL__2PRFIN20060504_170558_000000352047_00241_21838_9539.N1	04-MAY-2006 17:05:58	Bright	34.500	152	12Alp2CVn	2.8900	11000.	69	21838	No
212	GOM_NL__2PRFIN20060504_171042_000000362047_00241_21838_9540.N1	04-MAY-2006 17:10:42	Bright	35.500	55	79Zet UMa	2.0600	10200.	71	21838	No
213	GOM_NL__2PRFIN20060504_171210_000000372047_00241_21838_9541.N1	04-MAY-2006 17:12:10	Bright	36.500	82	48Bet UMa	2.3650	10600.	73	21838	No
214	GOM_NL__2PRFIN20060504_171326_000000382047_00241_21838_9542.N1	04-MAY-2006 17:13:26	Bright	38.000	36	50Alp UMa	1.8000	6300.0	76	21838	No
215	GOM_NL__2PRFIN20060504_172042_000000382047_00241_21838_9543.N1	04-MAY-2006 17:20:42	Bright	37.500	49	1Alp UMi	1.9900	6300.0	75	21838	No
216	GOM_NL__2PRFIN20060504_172843_000000332047_00241_21838_9544.N1	04-MAY-2006 17:28:43	Bright	33.000	110	37Del Cas	2.6780	8900.0	66	21838	No
217	GOM_NL__2PRFIN20060504_173002_000000342047_00241_21838_9545.N1	04-MAY-2006 17:30:02	Bright	34.000	68	18Alp Cas	2.2250	4500.0	68	21838	No
218	GOM_NL__2PRFIN20060504_175047_000000432047_00241_21838_9546.N1	04-MAY-2006 17:50:47	Dark	43.000	52	16Bet Cet	2.0370	4500.0	86	21838	No
219	GOM_NL__2PRFIN20060504_175606_000000482047_00241_21838_9547.N1	04-MAY-2006 17:56:06	Dark	48.000	18	24Alp PsA	1.1660	9700.0	96	21838	No

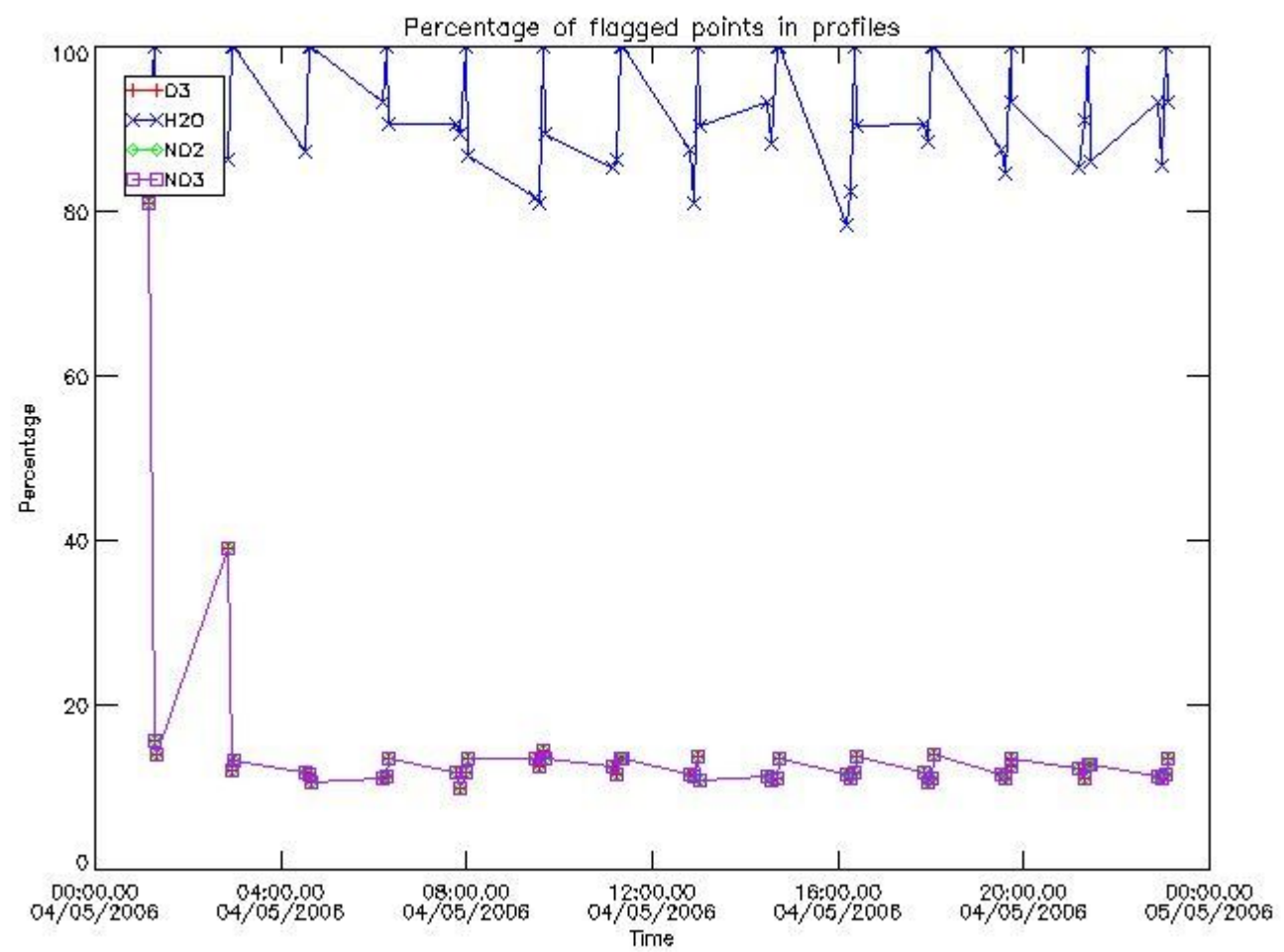
220	GOM_NL__2PRFIN20060504_180155_000000462047_00241_21838_9548.N1	04-MAY-2006 18:01:55	Dark	46.000	31	Alp Gru	1.7340	15200.	92	21838	No
221	GOM_NL__2PRFIN20060504_180422_000000402047_00242_21839_9528.N1	04-MAY-2006 18:04:22	Dark	40.000	148	Alp Tuc	2.8780	4100.0	80	21839	No
222	GOM_NL__2PRFIN20060504_181349_000000482047_00242_21839_9529.N1	04-MAY-2006 18:13:49	Straylight	48.000	43	Alp TrA	1.9100	4250.0	96	21839	No
223	GOM_NL__2PRFIN20060504_181601_000000362047_00242_21839_9530.N1	04-MAY-2006 18:16:01	Straylight	36.000	134	Bet TrA	2.8100	6600.0	72	21839	No
224	GOM_NL__2PRFIN20060504_181759_000000452047_00242_21839_9531.N1	04-MAY-2006 18:17:59	Straylight	45.000	4	Alp1Cen	-0.010000	5800.0	90	21839	No
225	GOM_NL__2PRFIN20060504_182127_000000402047_00242_21839_9532.N1	04-MAY-2006 18:21:27	Straylight	39.500	78	Alp Lup	2.3040	28000.	79	21839	No
226	GOM_NL__2PRFIN20060504_182259_000000402047_00242_21839_9533.N1	04-MAY-2006 18:22:59	Straylight	39.500	81	Eta Cen	2.3560	28000.	79	21839	No
227	GOM_NL__2PRFIN20060504_182501_000000442047_00242_21839_9534.N1	04-MAY-2006 18:25:01	Tw_i_and_stray	43.500	54	5The Cen	2.0550	4500.0	87	21839	No
228	GOM_NL__2PRFIN20060504_182915_000000372047_00242_21839_9535.N1	04-MAY-2006 18:29:15	Bright	37.000	169	46Gam Hya	2.9910	4700.0	74	21839	No
229	GOM_NL__2PRFIN20060504_183232_000000382047_00242_21839_9536.N1	04-MAY-2006 18:32:32	Bright	37.500	15	67Alp Vir	0.97600	28000.	75	21839	No
230	GOM_NL__2PRFIN20060504_183539_000000362047_00242_21839_9537.N1	04-MAY-2006 18:35:39	Bright	36.000	121	29Gam Vir	2.7400	7200.0	72	21839	No
231	GOM_NL__2PRFIN20060504_183853_000000352047_00242_21839_9538.N1	04-MAY-2006 18:38:53	Bright	35.000	138	47Eps Vir	2.8280	4700.0	70	21839	No
232	GOM_NL__2PRFIN20060504_184634_000000342047_00242_21839_9539.N1	04-MAY-2006 18:46:34	Bright	33.500	152	12Alp2CVn	2.8900	11000.	67	21839	No
233	GOM_NL__2PRFIN20060504_185118_000000392047_00242_21839_9540.N1	04-MAY-2006 18:51:18	Bright	38.500	55	79Zet UMa	2.0600	10200.	77	21839	No
234	GOM_NL__2PRFIN20060504_185246_000000342047_00242_21839_9541.N1	04-MAY-2006 18:52:46	Bright	34.000	82	48Bet UMa	2.3650	10600.	68	21839	No
235	GOM_NL__2PRFIN20060504_185402_000000342047_00242_21839_9542.N1	04-MAY-2006 18:54:02	Bright	34.000	36	50Alp UMa	1.8000	6300.0	68	21839	No
236	GOM_NL__2PRFIN20060504_190118_000000362047_00242_21839_9543.N1	04-MAY-2006 19:01:18	Bright	35.500	49	1Alp UMi	1.9900	6300.0	71	21839	No
237	GOM_NL__2PRFIN20060504_190919_000000322047_00242_21839_9544.N1	04-MAY-2006 19:09:19	Bright	32.000	110	37Del Cas	2.6780	8900.0	64	21839	No
238	GOM_NL__2PRFIN20060504_191039_000000332047_00242_21839_9545.N1	04-MAY-2006 19:10:39	Bright	33.000	68	18Alp Cas	2.2250	4500.0	66	21839	No
239	GOM_NL__2PRFIN20060504_193123_000000442047_00242_21839_9546.N1	04-MAY-2006 19:31:23	Dark	44.000	52	16Bet Cet	2.0370	4500.0	88	21839	No
240	GOM_NL__2PRFIN20060504_193643_000000462047_00242_21839_9547.N1	04-MAY-2006 19:36:43	Dark	46.000	18	24Alp PsA	1.1660	9700.0	92	21839	No
241	GOM_NL__2PRFIN20060504_194232_000000412047_00242_21839_9548.N1	04-MAY-2006 19:42:32	Dark	40.500	31	Alp Gru	1.7340	15200.	81	21839	No
242	GOM_NL__2PRFIN20060504_194458_000000382047_00243_21840_9528.N1	04-MAY-2006 19:44:58	Dark	38.000	148	Alp Tuc	2.8780	4100.0	76	21840	No
243	GOM_NL__2PRFIN20060504_195425_000000382047_00243_21840_9529.N1	04-MAY-2006 19:54:25	Straylight	38.000	43	Alp TrA	1.9100	4250.0	76	21840	No
244	GOM_NL__2PRFIN20060504_195637_000000382047_00243_21840_9530.N1	04-MAY-2006 19:56:37	Straylight	38.000	134	Bet TrA	2.8100	6600.0	76	21840	No
245	GOM_NL__2PRFIN20060504_195835_000000472047_00243_21840_9531.N1	04-MAY-2006 19:58:35	Straylight	47.000	4	Alp1Cen	-0.010000	5800.0	94	21840	No
246	GOM_NL__2PRFIN20060504_200203_000000402047_00243_21840_9532.N1	04-MAY-2006 20:02:03	Straylight	39.500	78	Alp Lup	2.3040	28000.	79	21840	No
247	GOM_NL__2PRFIN20060504_200335_000000432047_00243_21840_9533.N1	04-MAY-2006 20:03:35	Straylight	42.500	81	Eta Cen	2.3560	28000.	85	21840	No
248	GOM_NL__2PRFIN20060504_200537_000000432047_00243_21840_9534.N1	04-MAY-2006 20:05:37	Tw_i_and_stray	43.000	54	5The Cen	2.0550	4500.0	86	21840	No
249	GOM_NL__2PRFIN20060504_200951_000000382047_00243_21840_9535.N1	04-MAY-2006 20:09:51	Bright	37.500	169	46Gam Hya	2.9910	4700.0	75	21840	No
250	GOM_NL__2PRFIN20060504_201308_000000392047_00243_21840_9536.N1	04-MAY-2006 20:13:08	Bright	38.500	15	67Alp Vir	0.97600	28000.	77	21840	No
251	GOM_NL__2PRFIN20060504_201615_000000352047_00243_21840_9537.N1	04-MAY-2006 20:16:15	Bright	34.500	121	29Gam Vir	2.7400	7200.0	69	21840	No
252	GOM_NL__2PRFIN20060504_201929_000000352047_00243_21840_9538.N1	04-MAY-2006 20:19:29	Bright	35.000	138	47Eps Vir	2.8280	4700.0	70	21840	No
253	GOM_NL__2PRFIN20060504_202710_000000342047_00243_21840_9539.N1	04-MAY-2006 20:27:10	Bright	34.000	152	12Alp2CVn	2.8900	11000.	68	21840	No
254	GOM_NL__2PRFIN20060504_203154_000000362047_00243_21840_9540.N1	04-MAY-2006 20:31:54	Bright	35.500	55	79Zet UMa	2.0600	10200.	71	21840	No
255	GOM_NL__2PRFIN20060504_203322_000000382047_00243_21840_9541.N1	04-MAY-2006 20:33:22	Bright	38.000	82	48Bet UMa	2.3650	10600.	76	21840	No
256	GOM_NL__2PRFIN20060504_203438_000000382047_00243_21840_9542.N1	04-MAY-2006 20:34:38	Bright	37.500	36	50Alp UMa	1.8000	6300.0	75	21840	No
257	GOM_NL__2PRFIN20060504_204154_000000362047_00243_21840_9543.N1	04-MAY-2006 20:41:54	Bright	35.500	49	1Alp UMi	1.9900	6300.0	71	21840	No
258	GOM_NL__2PRFIN20060504_204955_000000332047_00243_21840_9544.N1	04-MAY-2006 20:49:55	Bright	32.500	110	37Del Cas	2.6780	8900.0	65	21840	No
259	GOM_NL__2PRFIN20060504_205114_000000522047_00243_21840_9545.N1	04-MAY-2006 20:51:14	Bright	51.500	68	18Alp Cas	2.2250	4500.0	103	21840	No
260	GOM_NL__2PRFIN20060504_211159_000000422047_00243_21840_9546.N1	04-MAY-2006 21:11:59	Dark	41.500	52	16Bet Cet	2.0370	4500.0	83	21840	No
261	GOM_NL__2PRFIN20060504_211719_000000462047_00243_21840_9547.N1	04-MAY-2006 21:17:19	Dark	45.500	18	24Alp PsA	1.1660	9700.0	91	21840	No
262	GOM_NL__2PRFIN20060504_212308_000000442047_00243_21840_9548.N1	04-MAY-2006 21:23:08	Dark	44.000	31	Alp Gru	1.7340	15200.	88	21840	No
263	GOM_NL__2PRFIN20060504_212535_000000402047_00244_21841_9528.N1	04-MAY-2006 21:25:35	Dark	40.000	148	Alp Tuc	2.8780	4100.0	80	21841	No
264	GOM_NL__2PRFIN20060504_213501_000000382047_00244_21841_9529.N1	04-MAY-2006 21:35:01	Straylight	38.000	43	Alp TrA	1.9100	4250.0	76	21841	No
265	GOM_NL__2PRFIN20060504_213713_000000392047_00244_21841_9530.N1	04-MAY-2006 21:37:13	Straylight	38.500	134	Bet TrA	2.8100	6600.0	77	21841	No
266	GOM_NL__2PRFIN20060504_213911_000000442047_00244_21841_9531.N1	04-MAY-2006 21:39:11	Straylight	43.500	4	Alp1Cen	-0.010000	5800.0	87	21841	No
267	GOM_NL__2PRFIN20060504_214239_000000382047_00244_21841_9532.N1	04-MAY-2006 21:42:39	Straylight	37.500	78	Alp Lup	2.3040	28000.	75	21841	No
268	GOM_NL__2PRFIN20060504_214411_000000402047_00244_21841_9533.N1	04-MAY-2006 21:44:11	Straylight	40.000	81	Eta Cen	2.3560	28000.	80	21841	No
269	GOM_NL__2PRFIN20060504_214613_000000422047_00244_21841_9534.N1	04-MAY-2006 21:46:13	Tw_i_and_stray	42.000	54	5The Cen	2.0550	4500.0	84	21841	No
270	GOM_NL__2PRFIN20060504_215027_000000382047_00244_21841_9535.N1	04-MAY-2006 21:50:27	Bright	38.000	169	46Gam Hya	2.9910	4700.0	76	21841	No
271	GOM_NL__2PRFIN20060504_215344_000000392047_00244_21841_9536.N1	04-MAY-2006 21:53:44	Bright	38.500	15	67Alp Vir	0.97600	28000.	77	21841	No
272	GOM_NL__2PRFIN20060504_215651_000000362047_00244_21841_9537.N1	04-MAY-2006 21:56:51	Bright	35.500	121	29Gam Vir	2.7400	7200.0	71	21841	No
273	GOM_NL__2PRFIN20060504_220006_000000352047_00244_21841_9538.N1	04-MAY-2006 22:00:06	Bright	35.000	138	47Eps Vir	2.8280	4700.0	70	21841	No
274	GOM_NL__2PRFIN20060504_220746_000000352047_00244_21841_9539.N1	04-MAY-2006 22:07:46	Bright	35.000	152	12Alp2CVn	2.8900	11000.	70	21841	No
275	GOM_NL__2PRFIN20060504_221230_000000362047_00244_21841_9540.N1	04-MAY-2006 22:12:30	Bright	35.500	55	79Zet UMa	2.0600	10200.	71	21841	No
276	GOM_NL__2PRFIN20060504_221358_000000372047_00244_21841_9541.N1	04-MAY-2006 22:13:58	Bright	37.000	82	48Bet UMa	2.3650	10600.	74	21841	No
277	GOM_NL__2PRFIN20060504_221515_000000392047_00244_21841_9542.N1	04-MAY-2006 22:15:15	Bright	38.500	36	50Alp UMa	1.8000	6300.0	77	21841	No
278	GOM_NL__2PRFIN20060504_222230_000000342047_00244_21841_9543.N1	04-MAY-2006 22:22:30	Bright	34.000	49	1Alp UMi	1.9900	6300.0	68	21841	No

279	GOM_NL__2PRFIN20060504_223031_000000522047_00244_21841_9544.N1	04-MAY-2006 22:30:31	Bright	52.000	110	37Del Cas	2.6780	8900.0	104	21841	No
280	GOM_NL__2PRFIN20060504_223150_000000522047_00244_21841_9545.N1	04-MAY-2006 22:31:50	Bright	52.000	68	18Alp Cas	2.2250	4500.0	104	21841	No
281	GOM_NL__2PRFIN20060504_225235_000000452047_00244_21841_9546.N1	04-MAY-2006 22:52:35	Dark	44.500	52	16Bet Cet	2.0370	4500.0	89	21841	No
282	GOM_NL__2PRFIN20060504_225756_000000462047_00244_21841_9547.N1	04-MAY-2006 22:57:56	Dark	45.500	18	24Alp PsA	1.1660	9700.0	91	21841	No
283	GOM_NL__2PRFIN20060504_230345_000000442047_00244_21841_9548.N1	04-MAY-2006 23:03:45	Dark	44.000	31	Alp Gru	1.7340	15200.	88	21841	No
284	GOM_NL__2PRFIN20060504_230611_000000382047_00245_21842_9528.N1	04-MAY-2006 23:06:11	Dark	38.000	148	Alp Tuc	2.8780	4100.0	76	21842	No
285	GOM_NL__2PRFIN20060504_231537_000000392047_00245_21842_9529.N1	04-MAY-2006 23:15:37	Straylight	39.000	43	Alp TrA	1.9100	4250.0	78	21842	No
286	GOM_NL__2PRFIN20060504_231749_000000382047_00245_21842_9530.N1	04-MAY-2006 23:17:49	Straylight	38.000	134	Bet TrA	2.8100	6600.0	76	21842	No
287	GOM_NL__2PRFIN20060504_231947_000000522047_00245_21842_9531.N1	04-MAY-2006 23:19:47	Straylight	52.000	4	Alp1Cen	-0.010000	5800.0	104	21842	No
288	GOM_NL__2PRFIN20060504_232315_000000422047_00245_21842_9532.N1	04-MAY-2006 23:23:15	Straylight	41.500	78	Alp Lup	2.3040	28000.	83	21842	No
289	GOM_NL__2PRFIN20060504_232447_000000402047_00245_21842_9533.N1	04-MAY-2006 23:24:47	Straylight	40.000	81	Eta Cen	2.3560	28000.	80	21842	No
290	GOM_NL__2PRFIN20060504_232650_000000462047_00245_21842_9534.N1	04-MAY-2006 23:26:50	Twilight_stray	46.000	54	5The Cen	2.0550	4500.0	92	21842	No
291	GOM_NL__2PRFIN20060504_233103_000000382047_00245_21842_9535.N1	04-MAY-2006 23:31:03	Bright	38.000	169	46Gam Hya	2.9910	4700.0	76	21842	No
292	GOM_NL__2PRFIN20060504_233420_000000382047_00245_21842_9536.N1	04-MAY-2006 23:34:20	Bright	38.000	15	67Alp Vir	0.97600	28000.	76	21842	No
293	GOM_NL__2PRFIN20060504_233727_000000372047_00245_21842_9537.N1	04-MAY-2006 23:37:27	Bright	36.500	121	29Gam Vir	2.7400	7200.0	73	21842	No
294	GOM_NL__2PRFIN20060504_234041_000000362047_00245_21842_9538.N1	04-MAY-2006 23:40:41	Bright	35.500	138	47Eps Vir	2.8280	4700.0	71	21842	No
295	GOM_NL__2PRFIN20060504_234822_000000342047_00245_21842_9539.N1	04-MAY-2006 23:48:22	Bright	34.000	152	12Alp2CVn	2.8900	11000.	68	21842	No
296	GOM_NL__2PRFIN20060504_235305_000000362047_00245_21842_9540.N1	04-MAY-2006 23:53:05	Bright	35.500	55	79Zet UMa	2.0600	10200.	71	21842	No
297	GOM_NL__2PRFIN20060504_235435_000000342047_00245_21842_9541.N1	04-MAY-2006 23:54:35	Bright	33.500	82	48Bet UMa	2.3650	10600.	67	21842	No
298	GOM_NL__2PRFIN20060504_235551_000000392047_00245_21842_9542.N1	04-MAY-2006 23:55:51	Bright	38.500	36	50Alp UMa	1.8000	6300.0	77	21842	No

3. Quality information per product

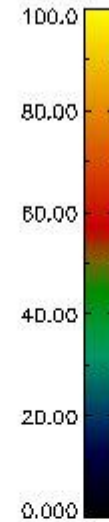
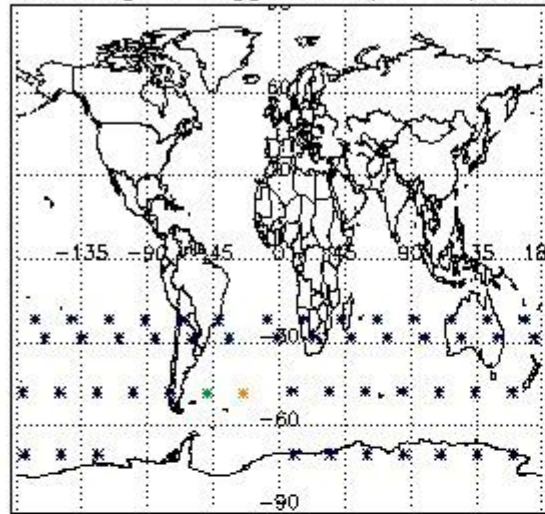
In this section it is plotted some information contained in the Quality Summary data set of the level 2 products. Only products in dark limb conditions and without errors (error flag in the MPH set to "0") are used.

3.1 Plot quality information per product (time dependant)

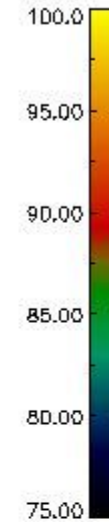
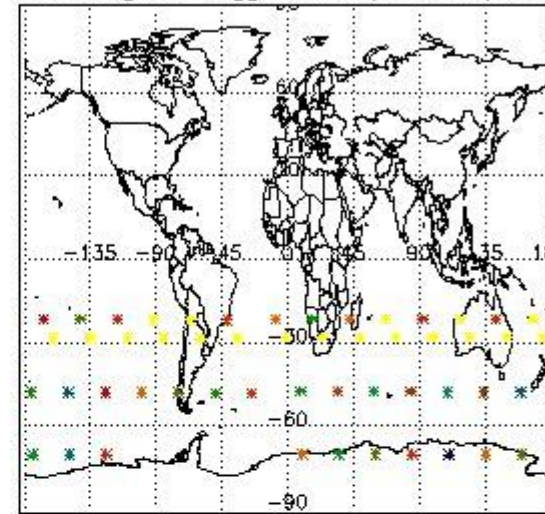


3.2 Plot quality information per product (world map)


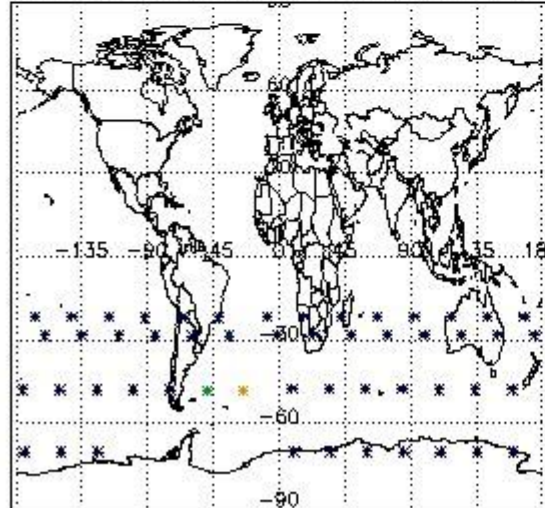
Percentage of flagged data per O3 profile



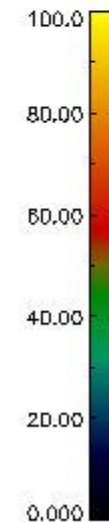
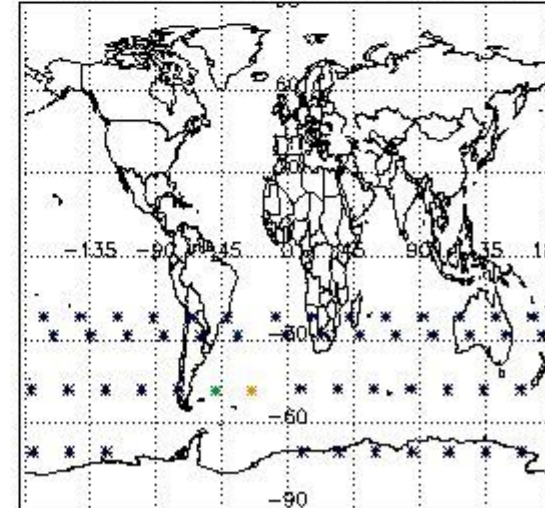
Percentage of flagged data per H2O profile



Percentage of flagged data per NO2 profile



Percentage of flagged data per NO3 profile

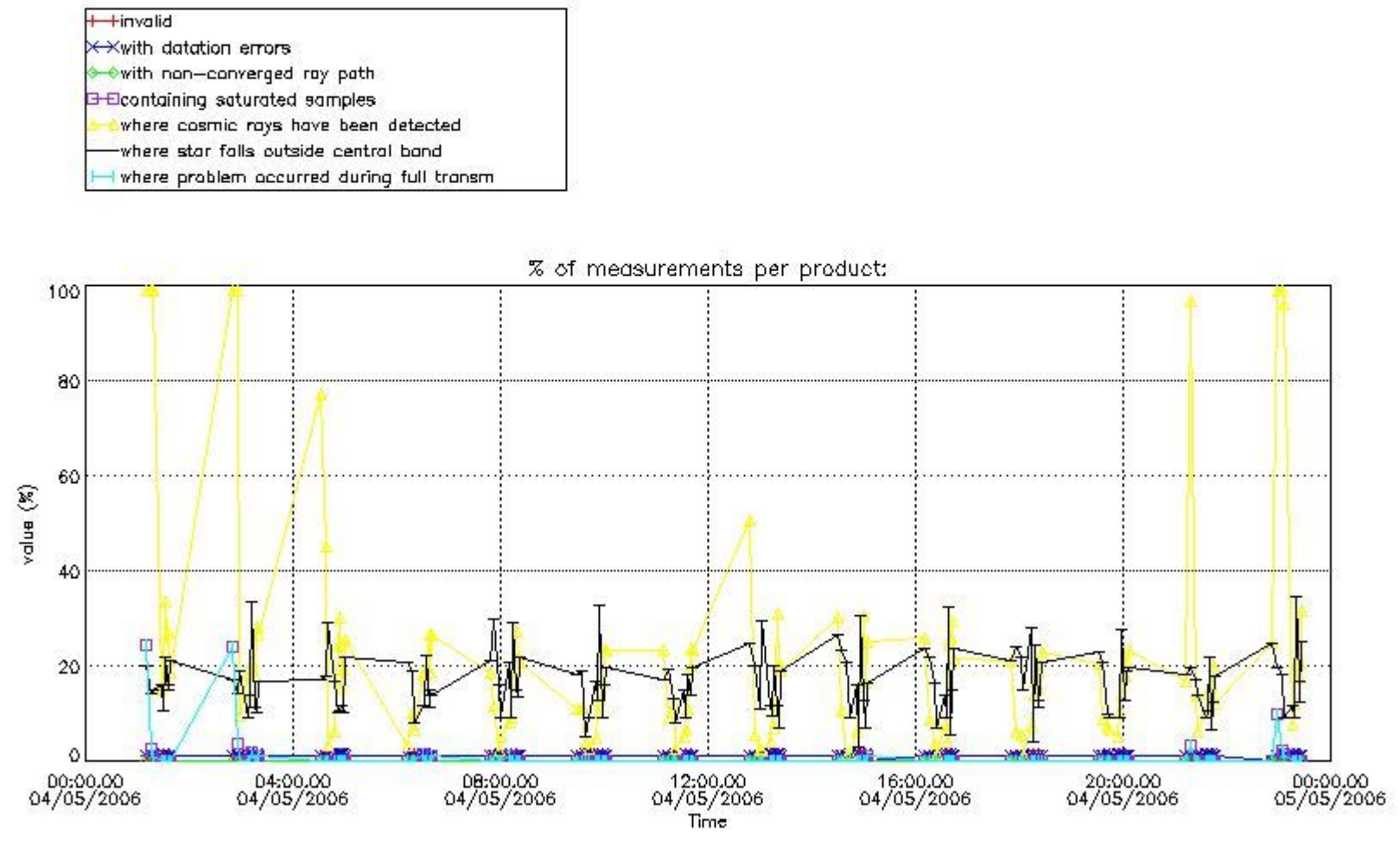


4. Level 1 quality information per product

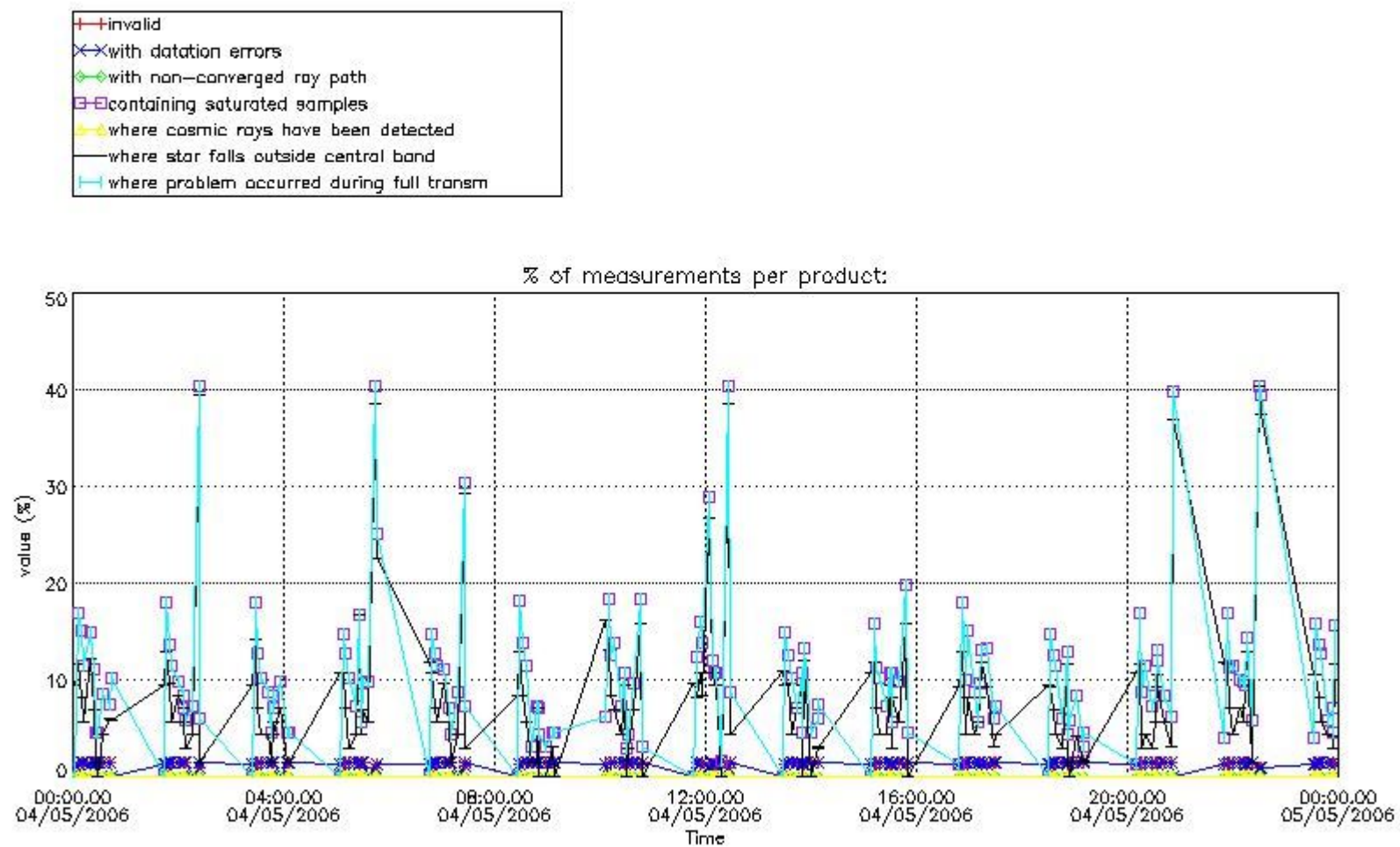
In this section it is plotted some information contained in the Quality Summary data set of the level 2 products that comes from the level 1b processing. Products without errors (error flag in the MPH set to "0") are used.

4.1 Plot quality information per product (time dependant) coming from level 1b processing

4.1.1 Plot level 1 quality information per product (time dependant): ENVISAT ASCENDING passes

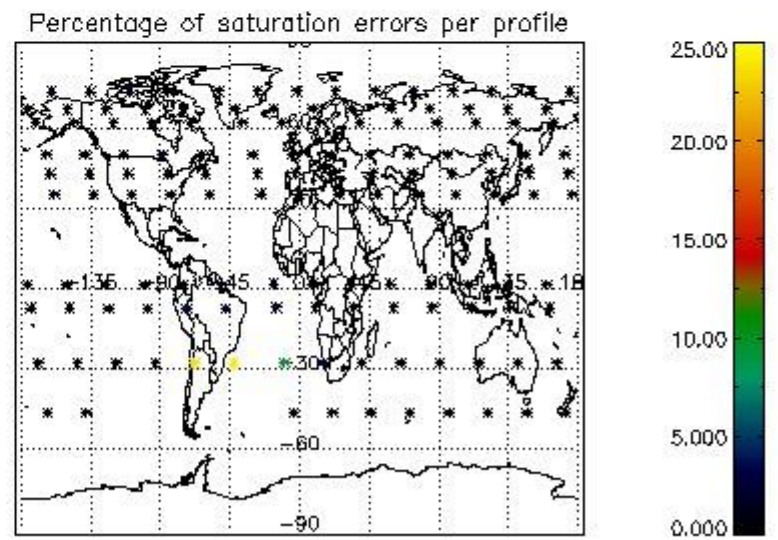
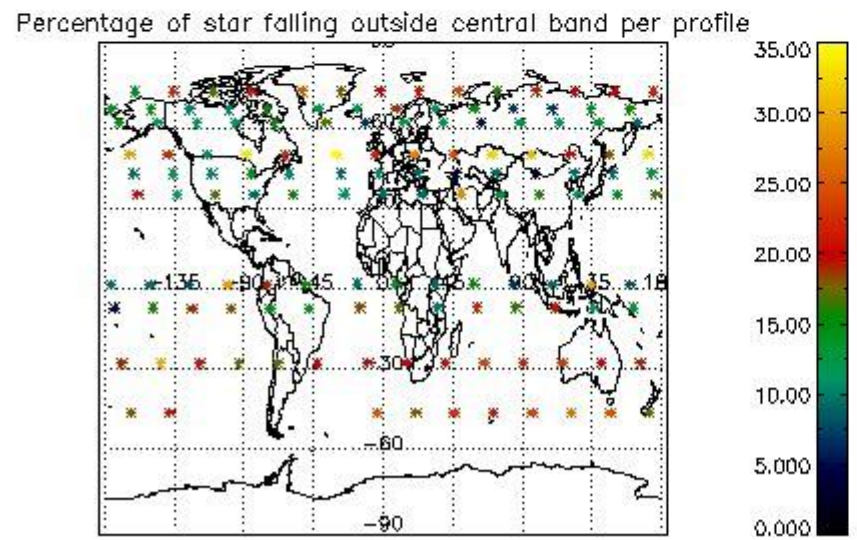
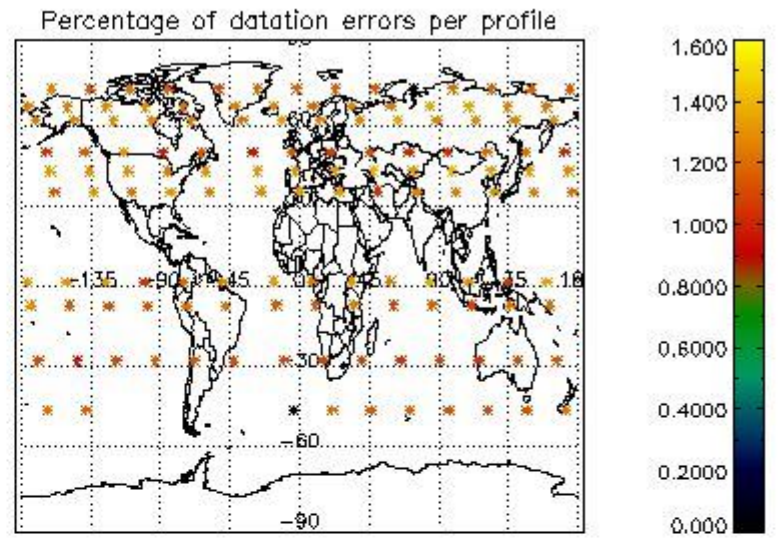
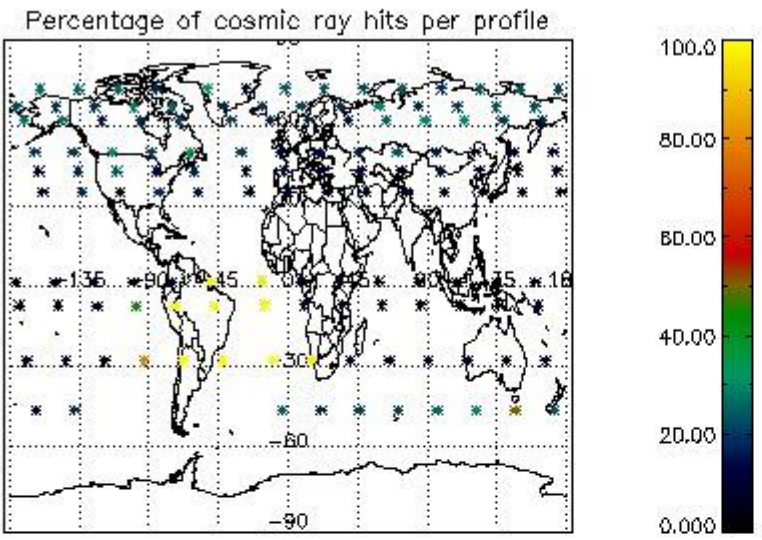


4.1.2 Plot level 1 quality information per product (time dependant): ENVI SAT DESCENDING passes

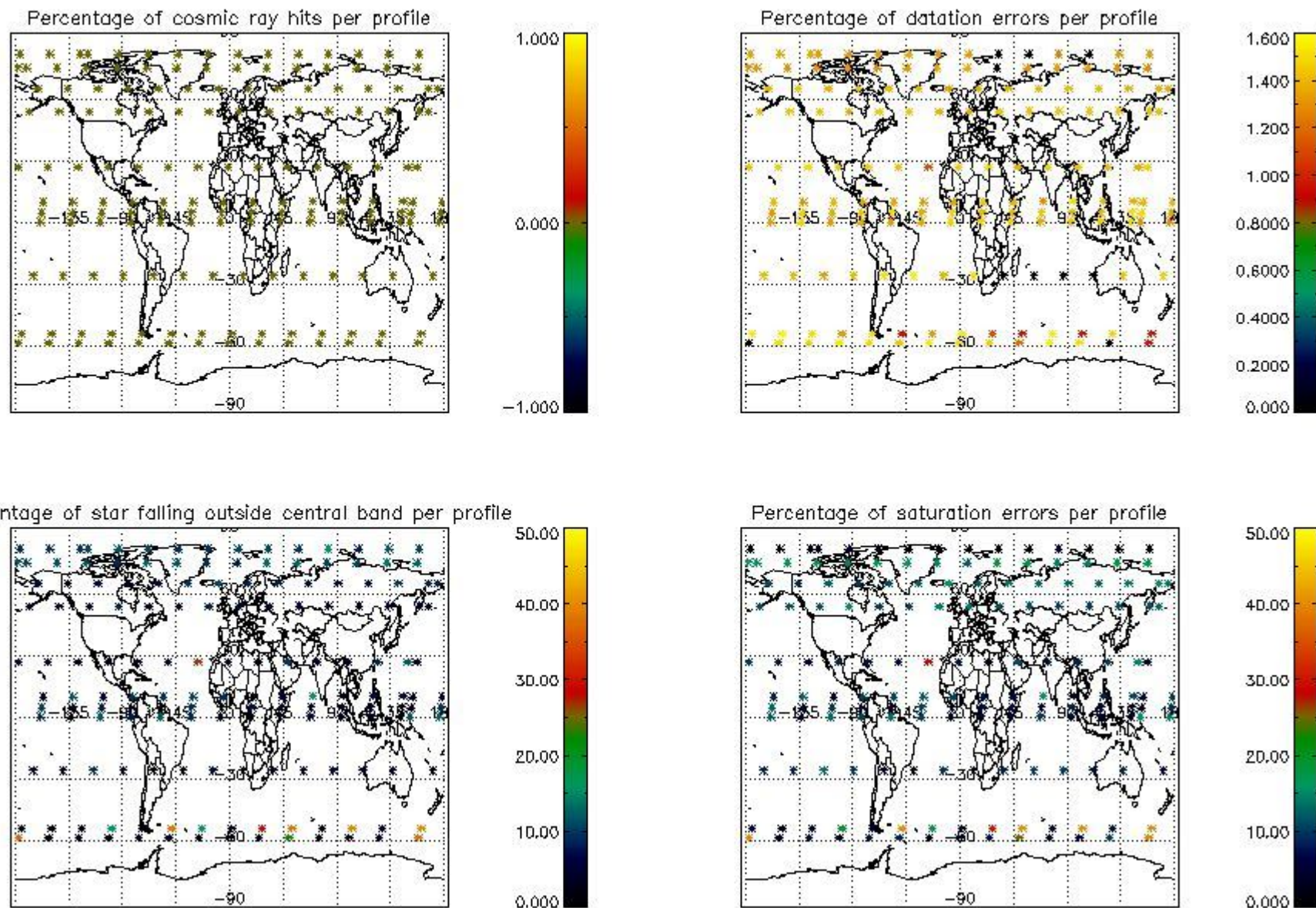


4.2 Plot quality information per product coming from level 1b processing (world map)

4.2.1 Plot level 1 quality information per product (world map): ENVISAT ASCENDING passes



4.2.2 Plot level 1 quality information per product (world map): ENVISAT DESCENDING passes



5. Trace gas profiles

5.1 Ozone statistics based on quality of products

The final quality of the products can be "measured" using the STD (Standard Deviation) attached to every point profile. This information is written to the parameter GOM_NL__2P/NL_LOCAL_SPECIES_DENSITY/o3_std of the level 2 products. The table below shows the statistics for given STD ranges.

The statistics are given with respect to the overall valid production:

- Products without fatal errors: GOM_NL__2P/MPH/PRODUCT_ERR=0
- Valid point profile: GOM_NL__2P/NL_LOCAL_SPECIES_DENSITY/pcd(0)=0

The 'Criteria' is applied to valid points of dark limb products:

- Products in dark limb illumination condition: GOM_NL__2P/NL_SUMMARY_QUALITY/obs_ill_cond=0
- Products without fatal errors: GOM_NL__2P/MPH/PRODUCT_ERR=0
- Valid point profile: GOM_NL__2P/NL_LOCAL_SPECIES_DENSITY/pcd(0)=0

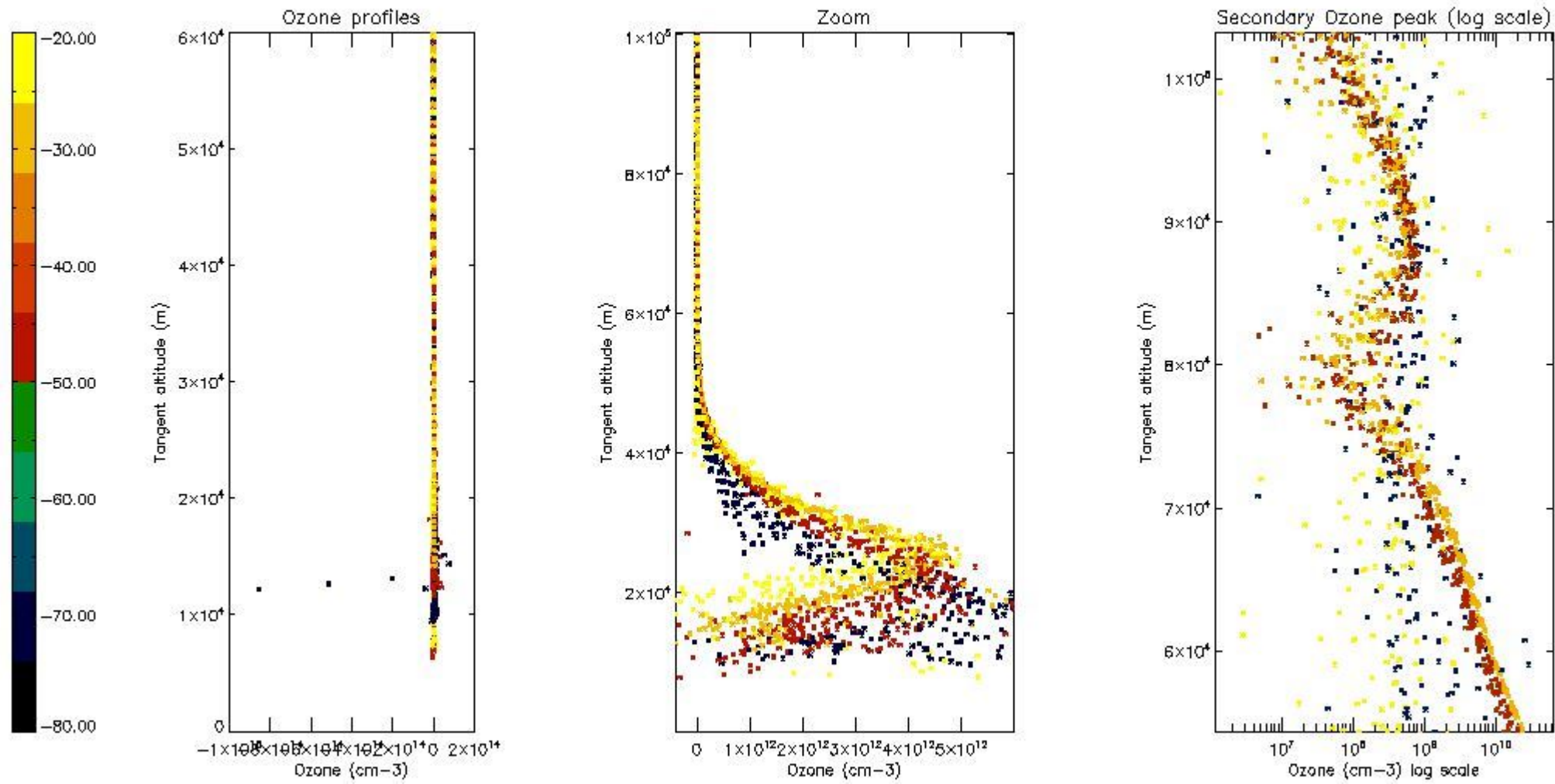
So, the table below shows the percentage of dark limb and valid observations for each criteria with respect to the overall valid daily observations.

Criteria	% of total production
All STD	20
STD < 20	10

STD < 10	7
STD < 5	5

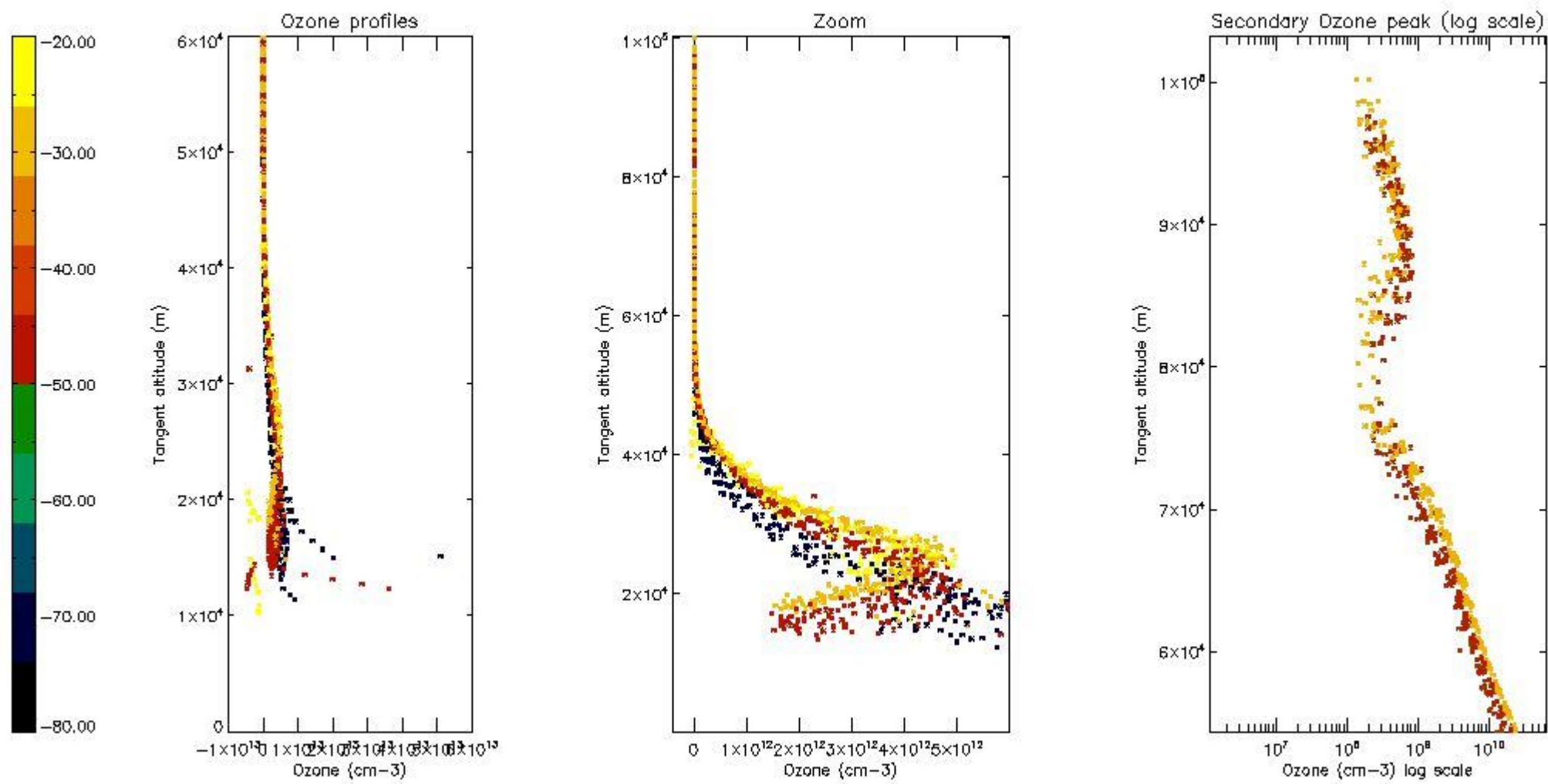
5.2 Plot ozone profiles for all STD (dark without errors)

The colorbar represents the latitude.



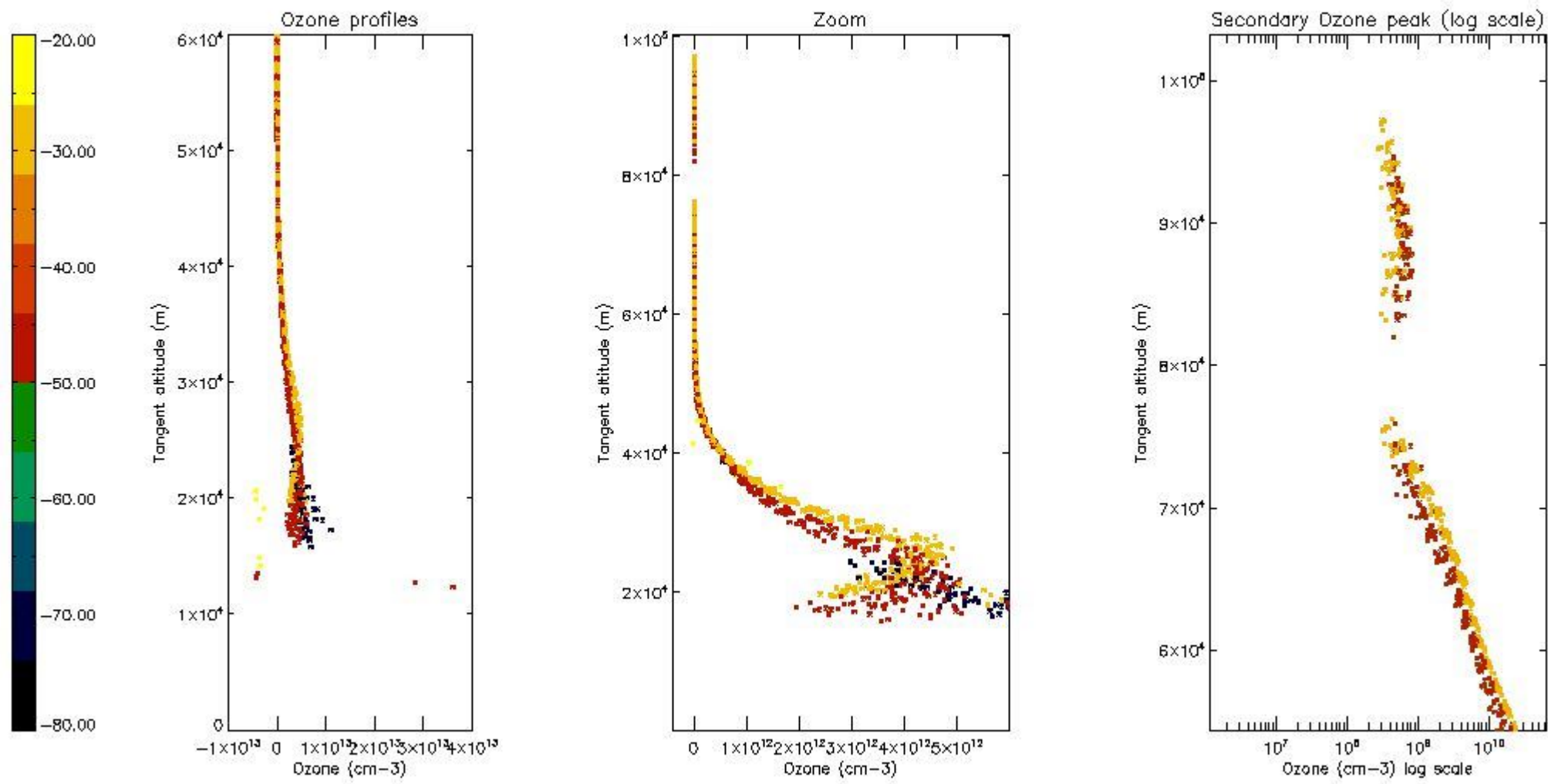
5.3 Plot ozone profiles where STD < 20% (dark without errors)

The colorbar represents the latitude.



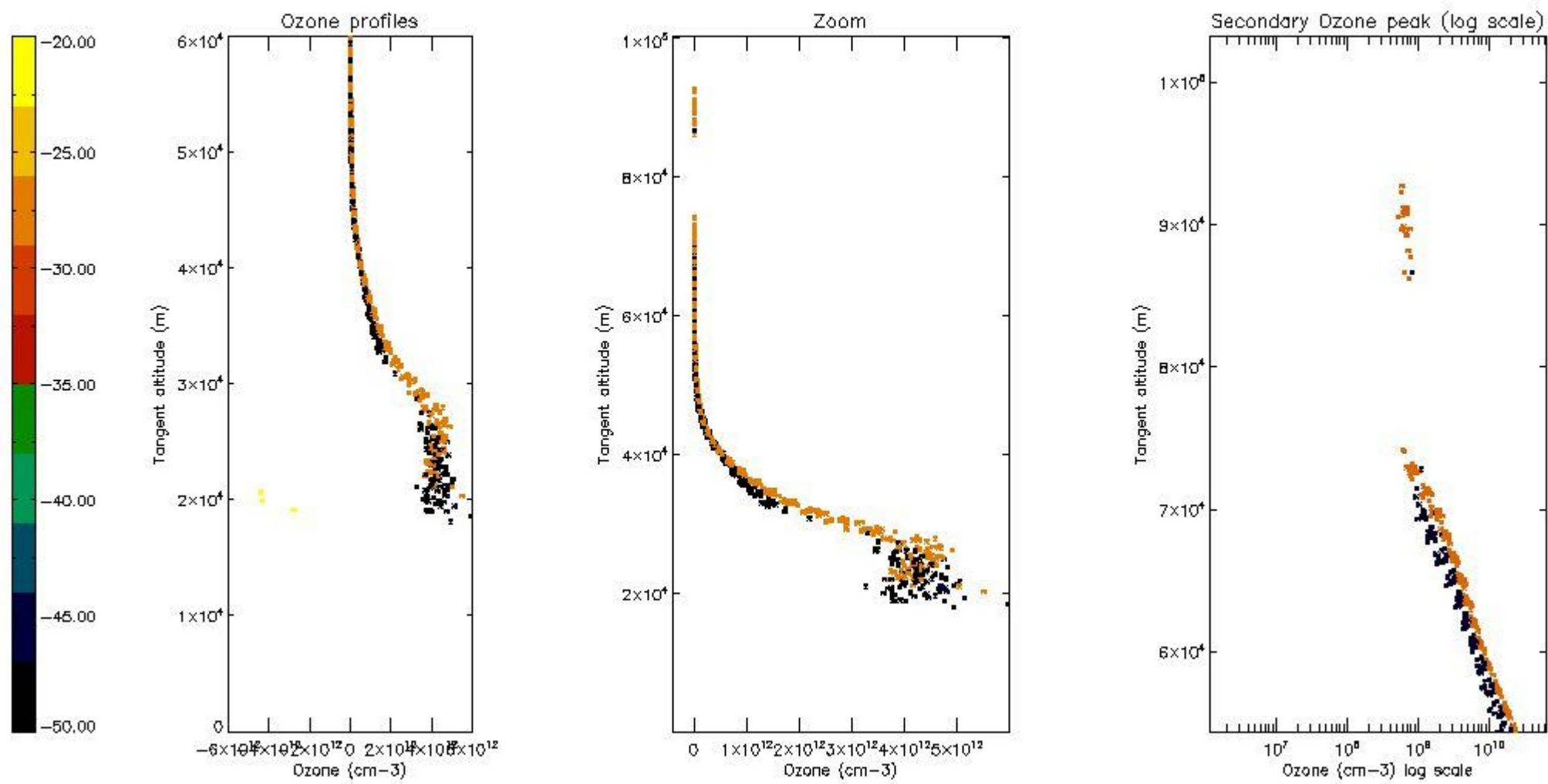
5.4 Plot ozone profiles where STD < 10% (dark without errors)

The colorbar represents the latitude.



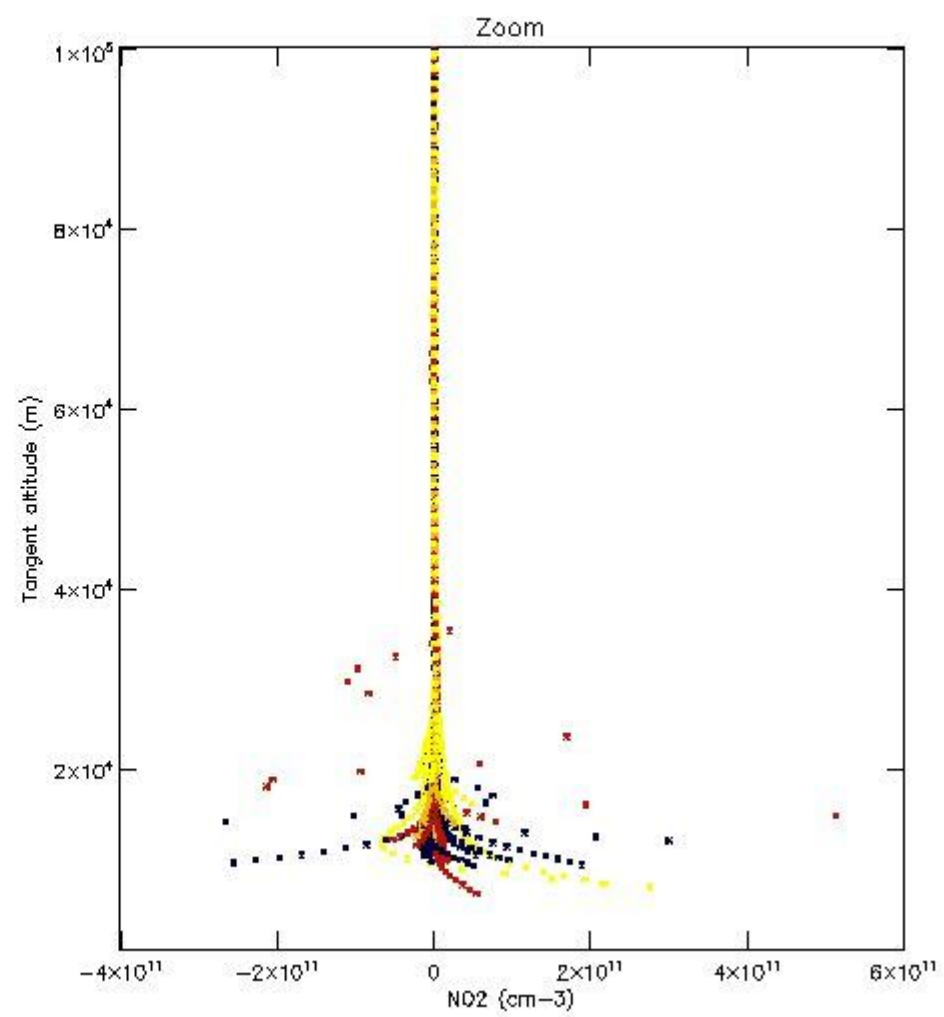
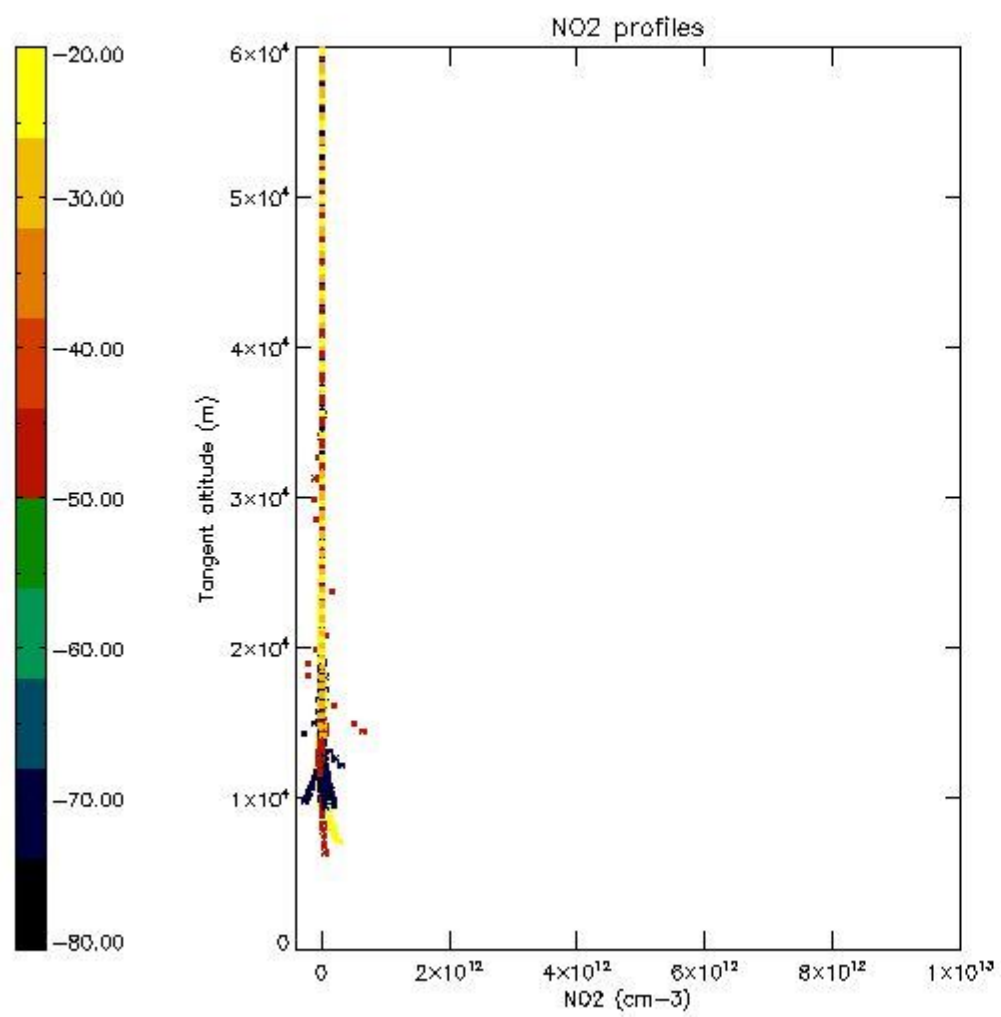
5.5 Plot ozone profiles where STD < 5% (dark without errors)

The colorbar represents the latitude.



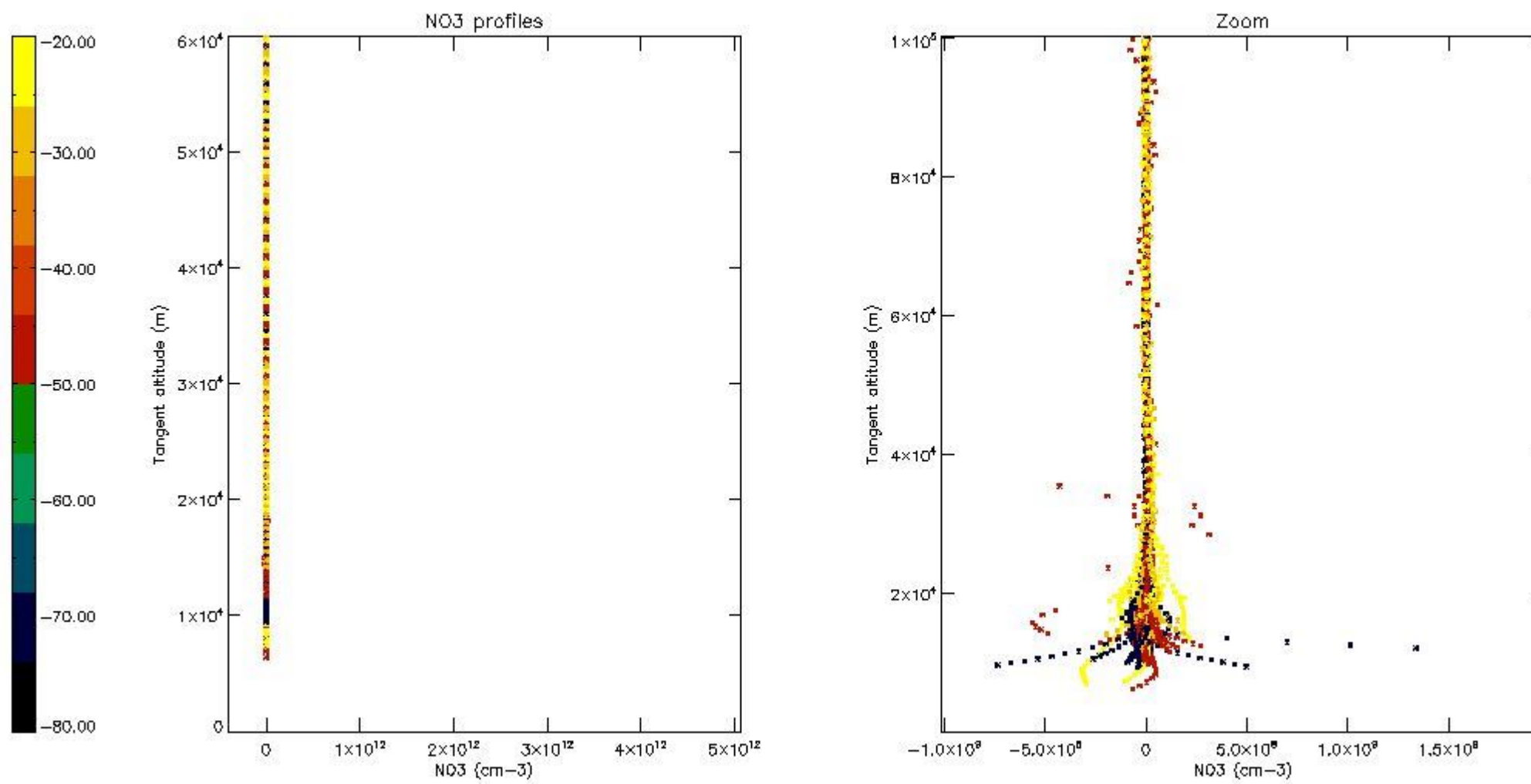
5.6 Plot NO₂ profiles for all STD (dark without errors)

The colorbar represents the latitude.



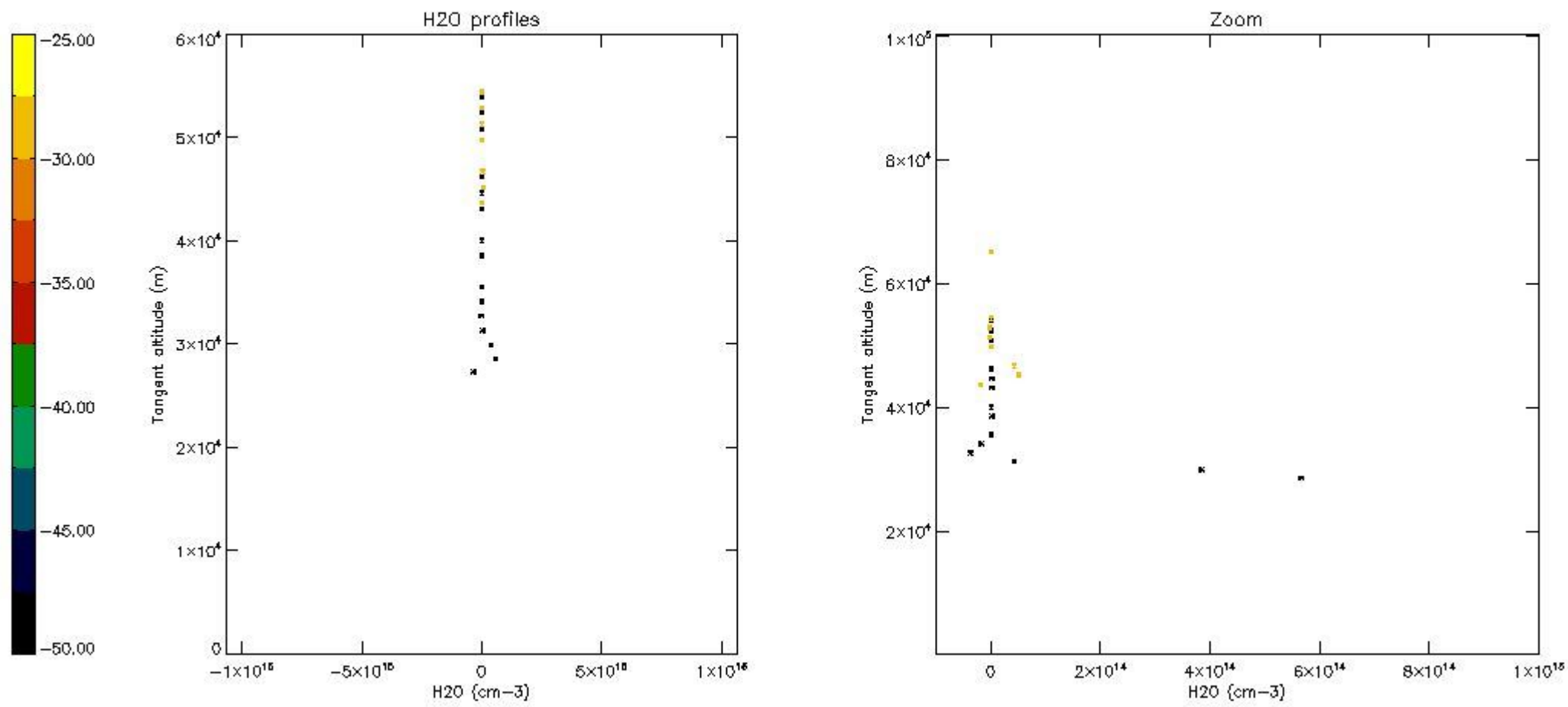
5.7 Plot NO3 profiles for all STD (dark without errors)

The colorbar represents the latitude.



5.8 Plot H₂O profiles for all STD (only for occultations of stars 1,2,3,4,13,14,16,26,63 dark without errors)

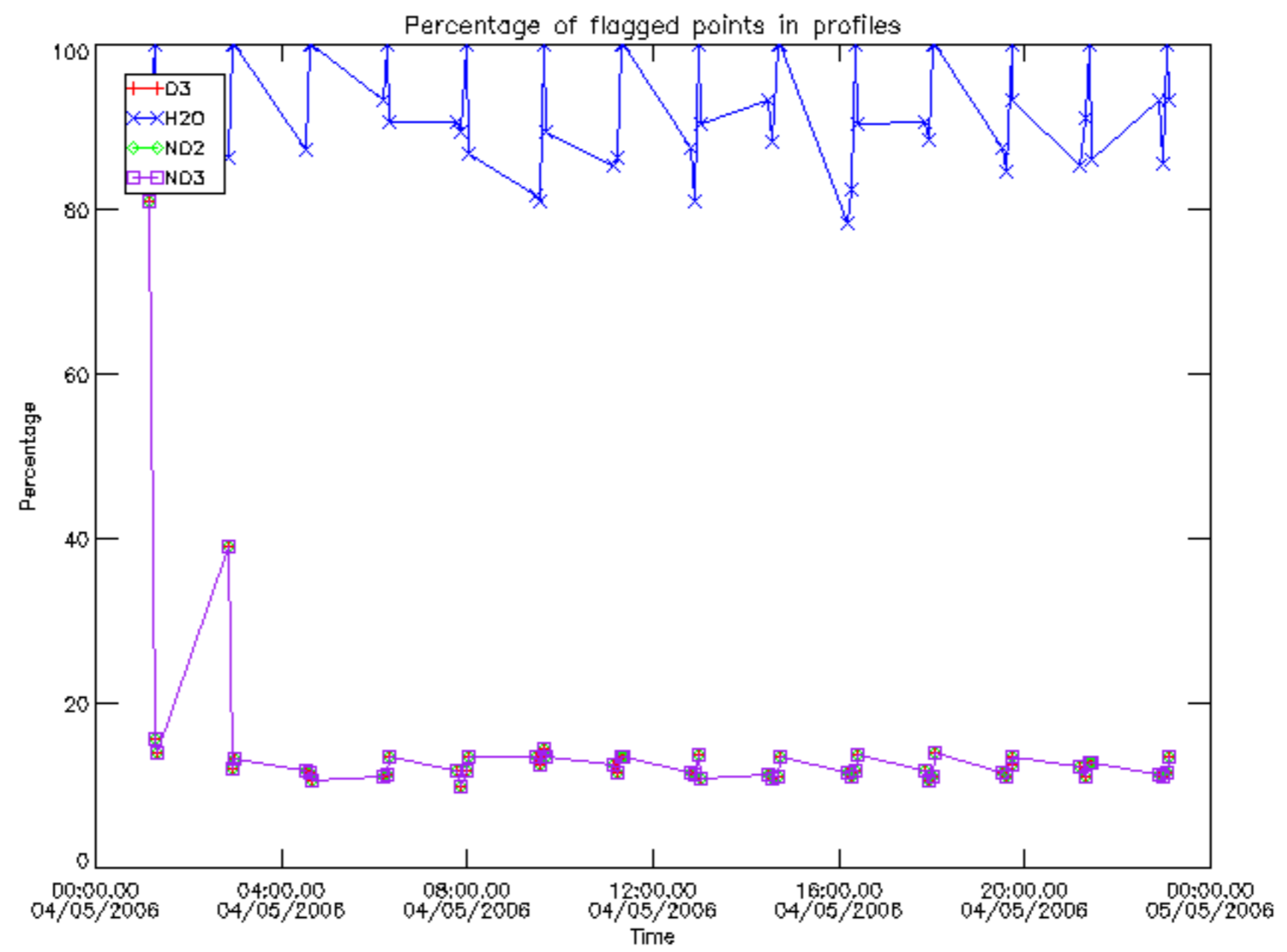
The colorbar represents the latitude.



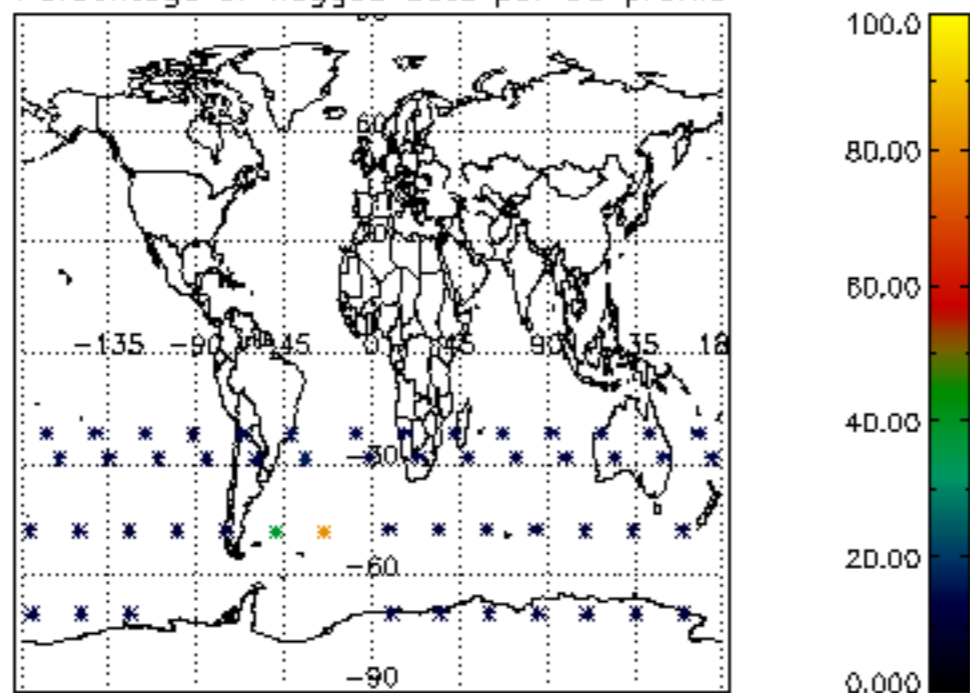
6. Auxiliary Data Files used for the production reported in section 2

The number reported in the third column indicates since which file (see list in section 2) the corresponding auxiliary file has been used. The fourth column is the date of those product files.

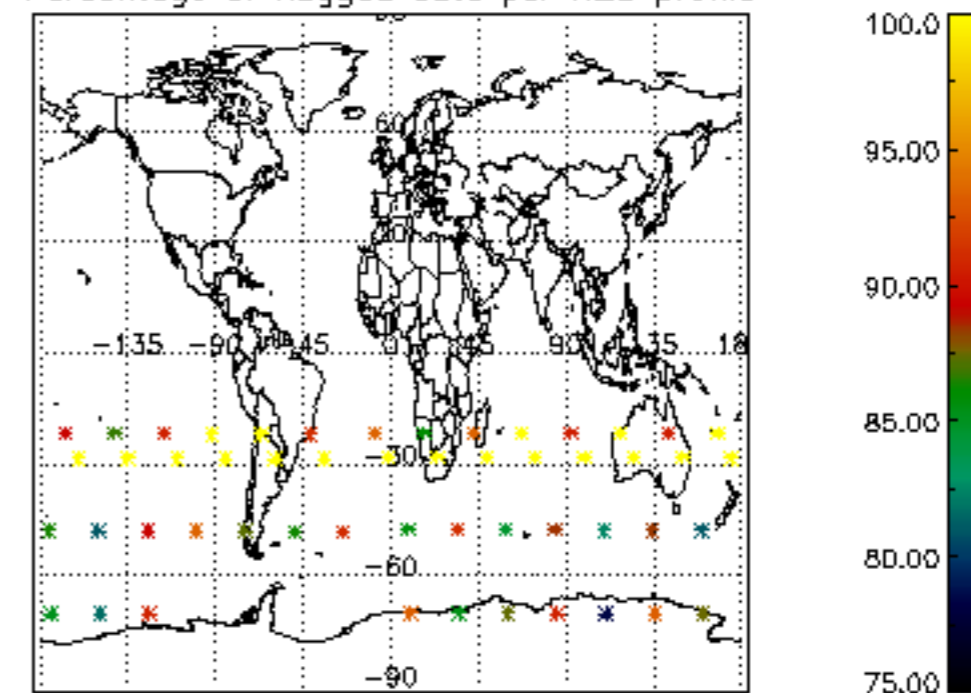
Type	Auxiliary Filename	Used since product	Used since product date
INST_PHYS_CHARACTERISTICS	GOM_INS_AXVIEC20091111_143220_20030716_120000_20500101_000000	1	04-MAY-2006 00:02:37
LEVEL-2_PROC_CONFIG	GOM_PR2_AXVIEC20091111_152718_20020301_000000_20500101_000000	1	04-MAY-2006 00:02:37
CROSS_SECTIONS_FILE	GOM_CRS_AXVIEC20091111_154832_20020301_000000_20500101_000000	1	04-MAY-2006 00:02:37



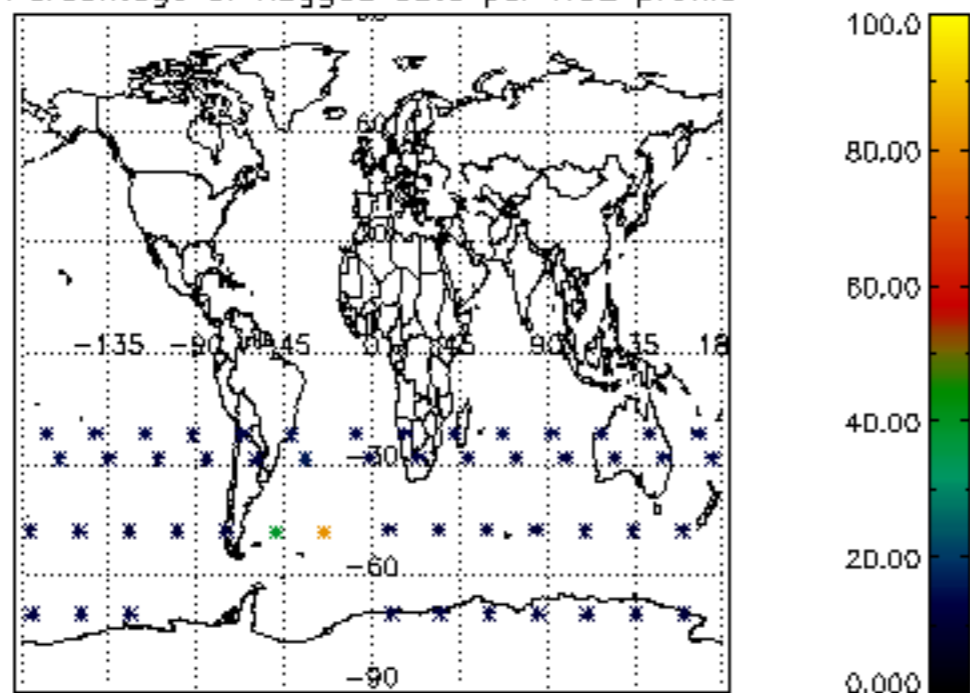
Percentage of flagged data per D3 profile



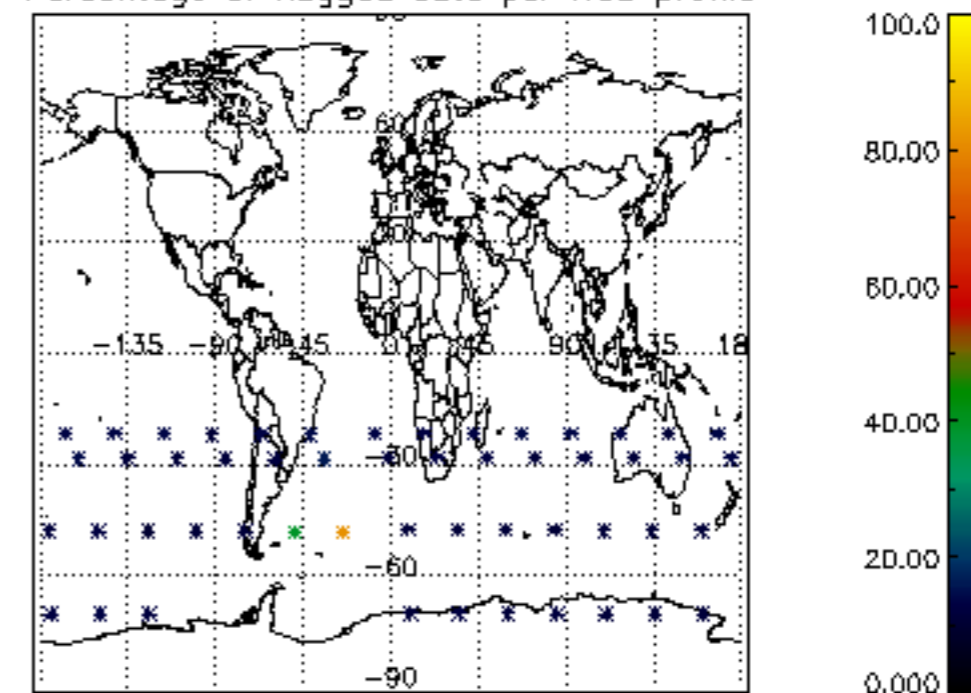
Percentage of flagged data per H2O profile

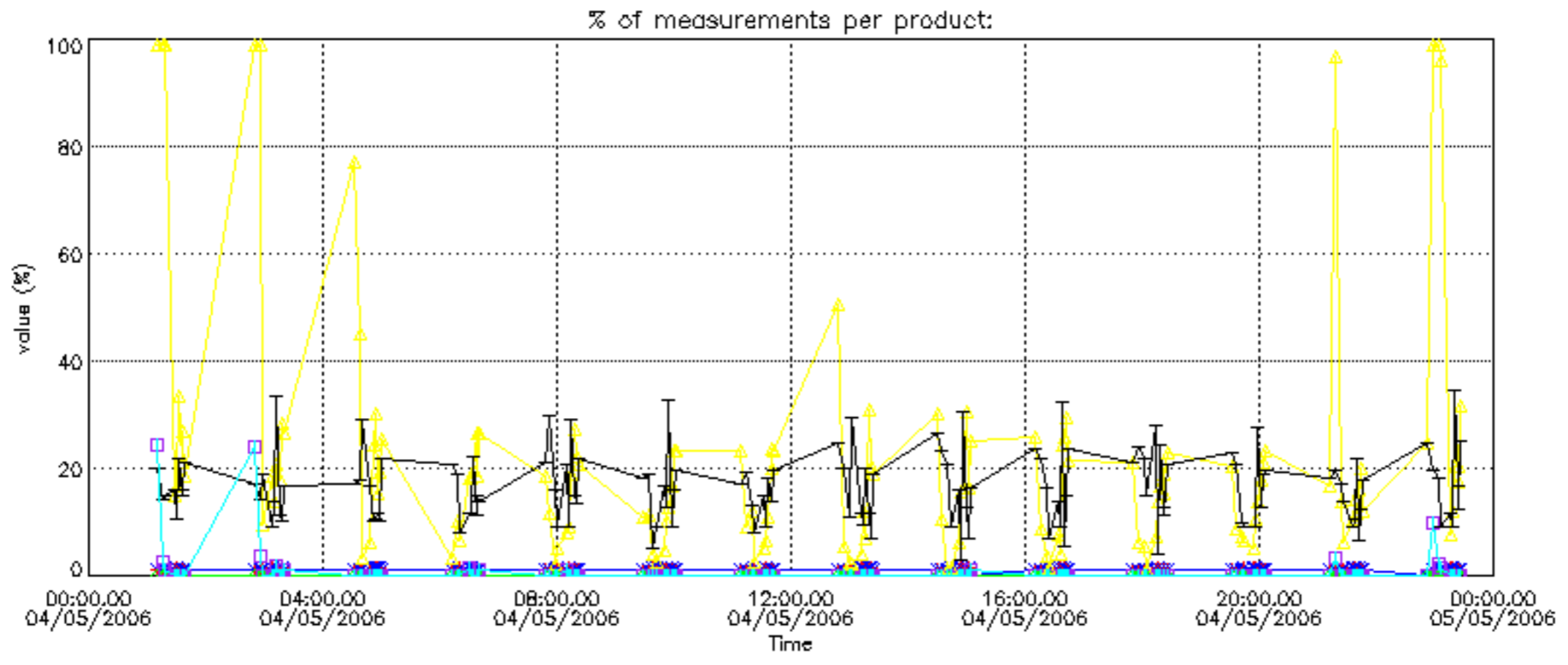


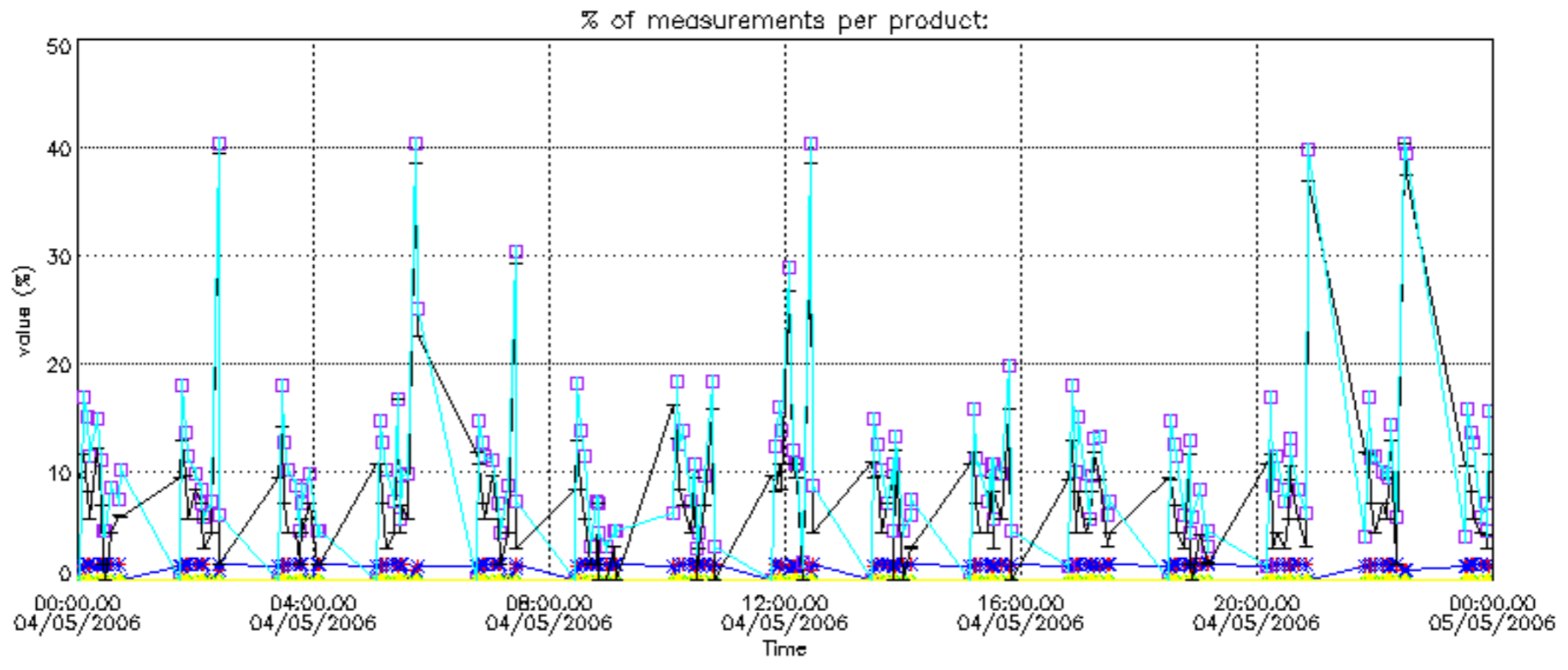
Percentage of flagged data per NO2 profile



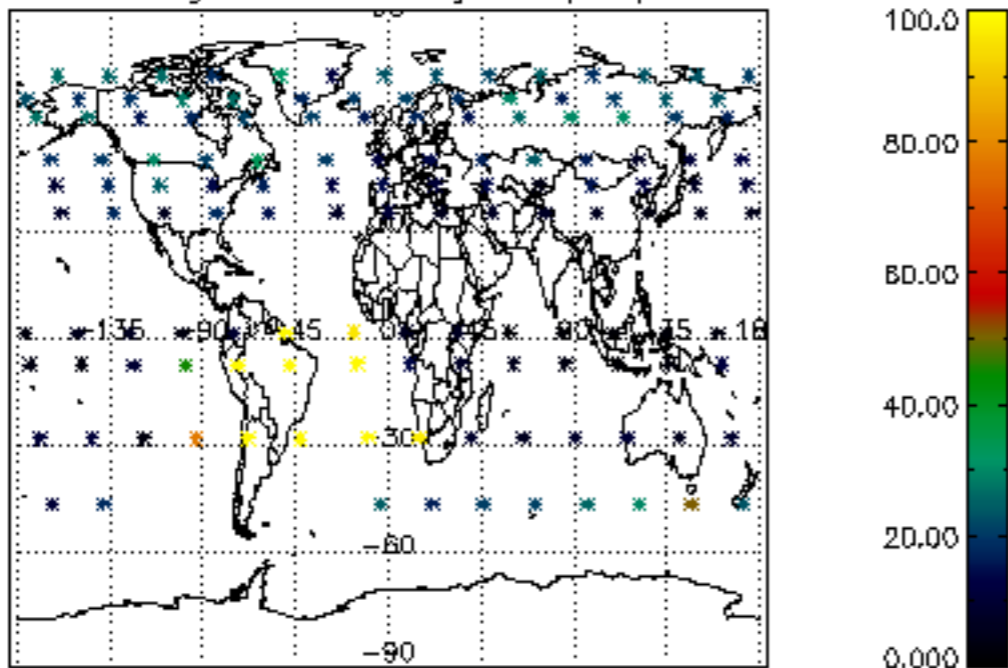
Percentage of flagged data per NO3 profile



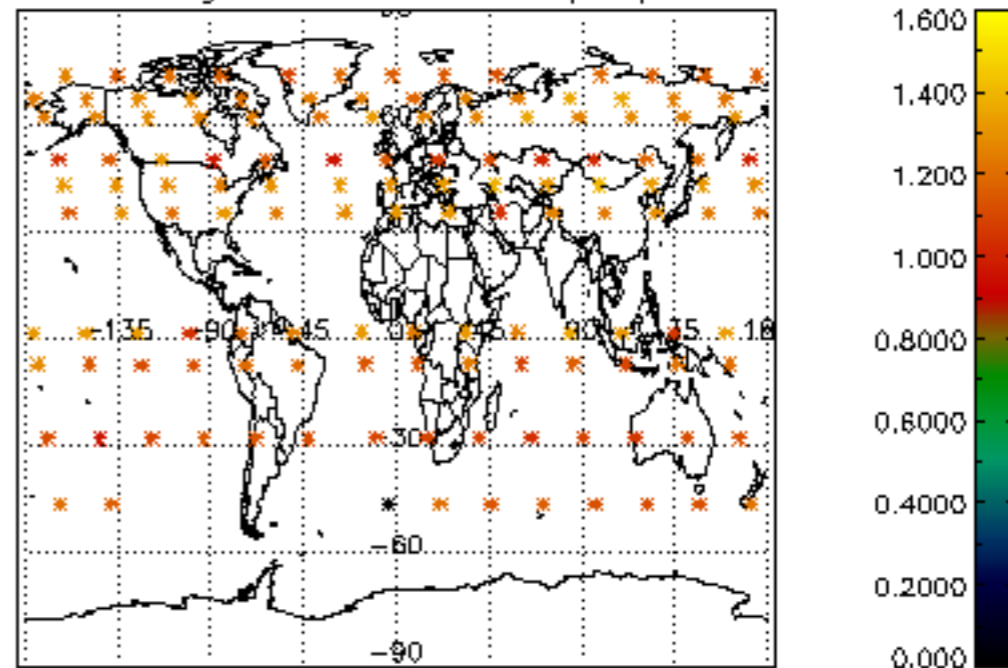




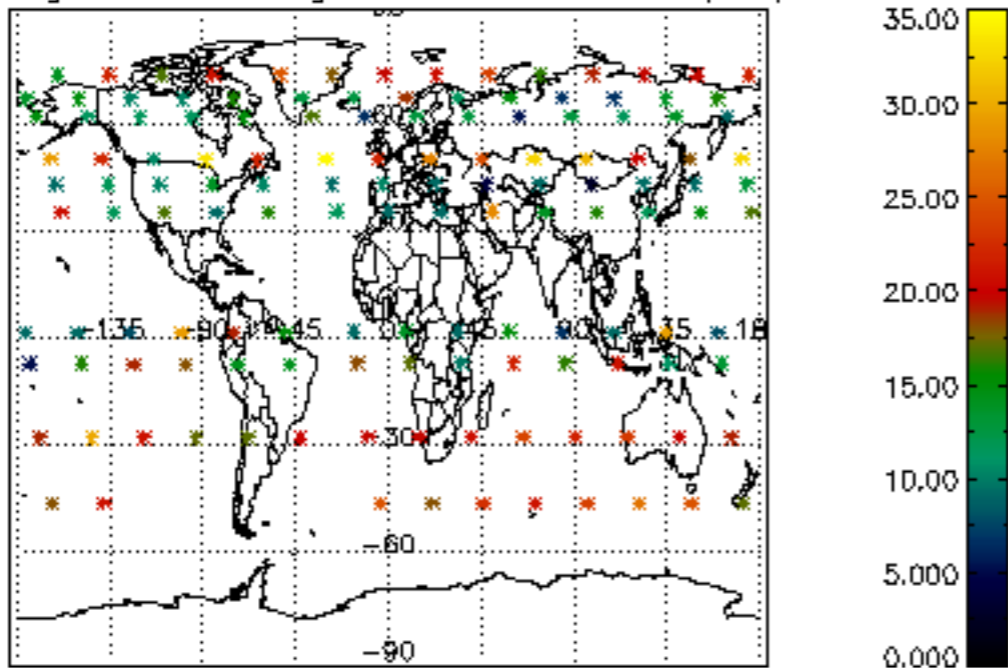
Percentage of cosmic ray hits per profile



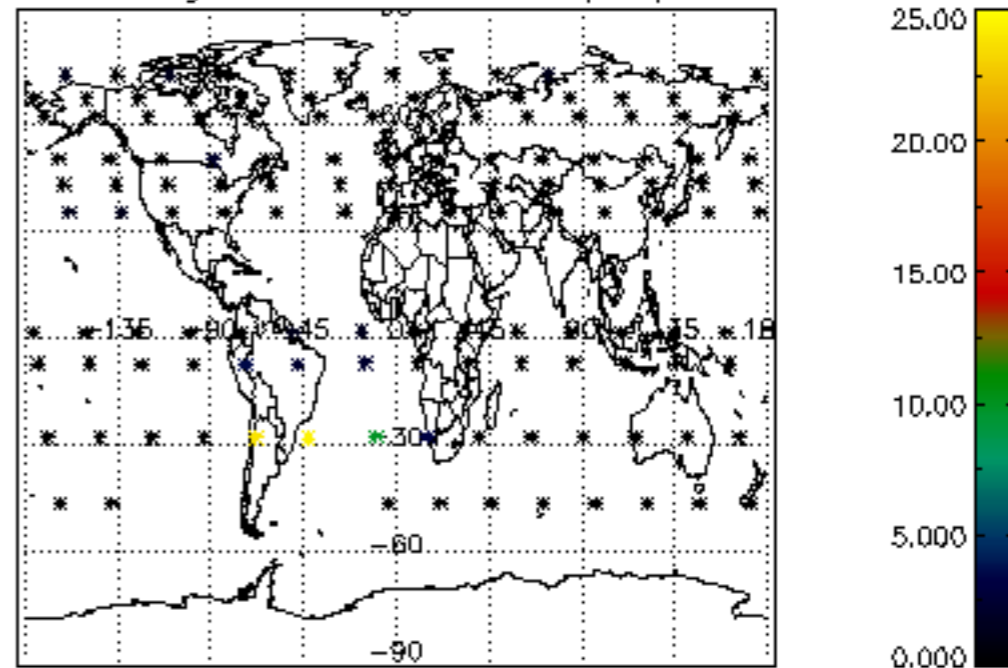
Percentage of datation errors per profile



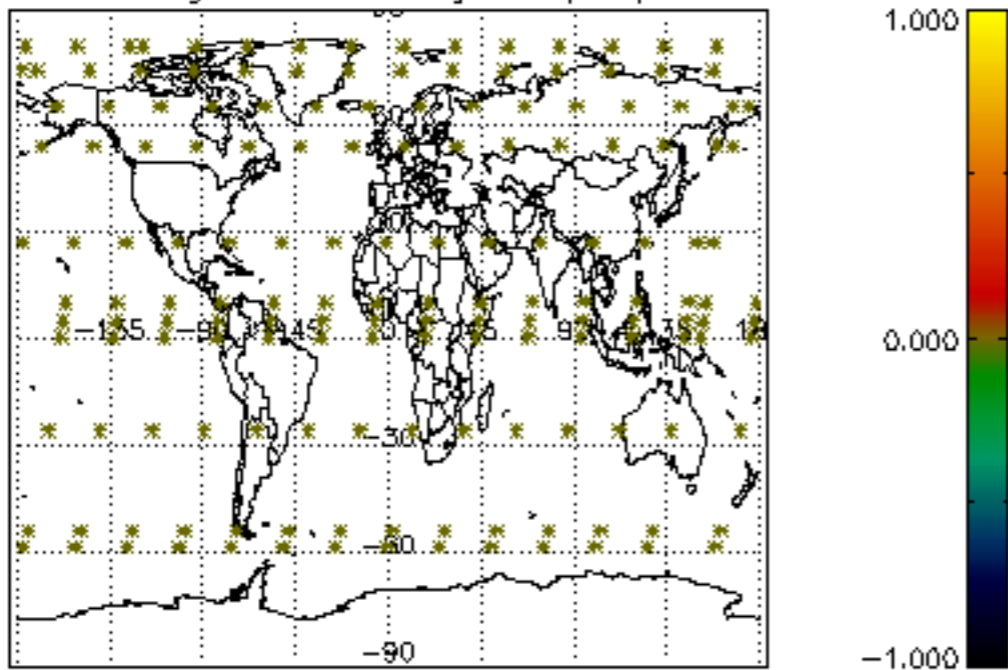
Percentage of star falling outside central band per profile



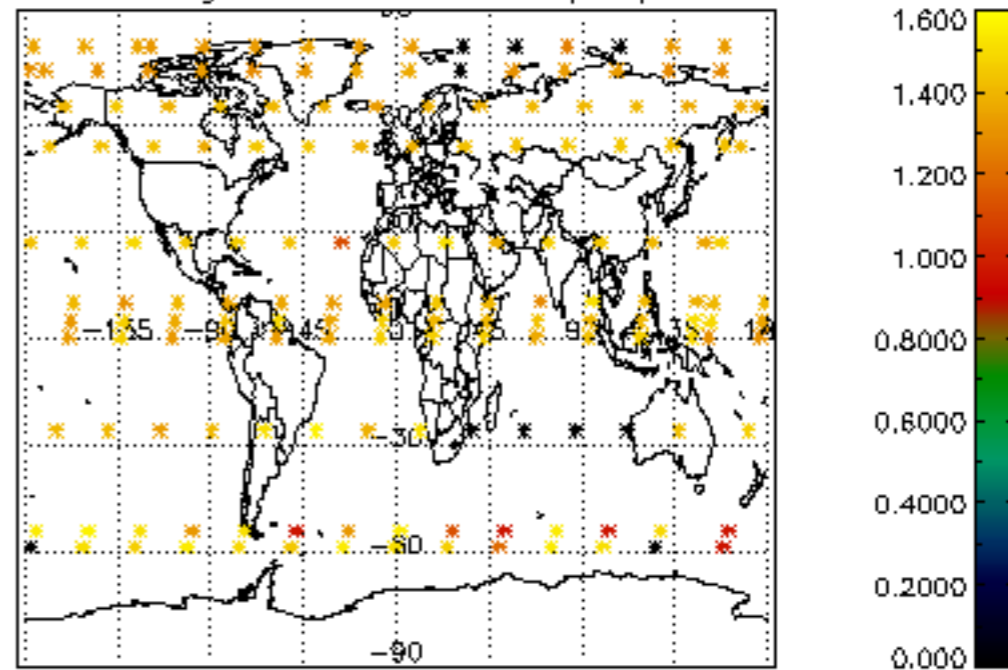
Percentage of saturation errors per profile



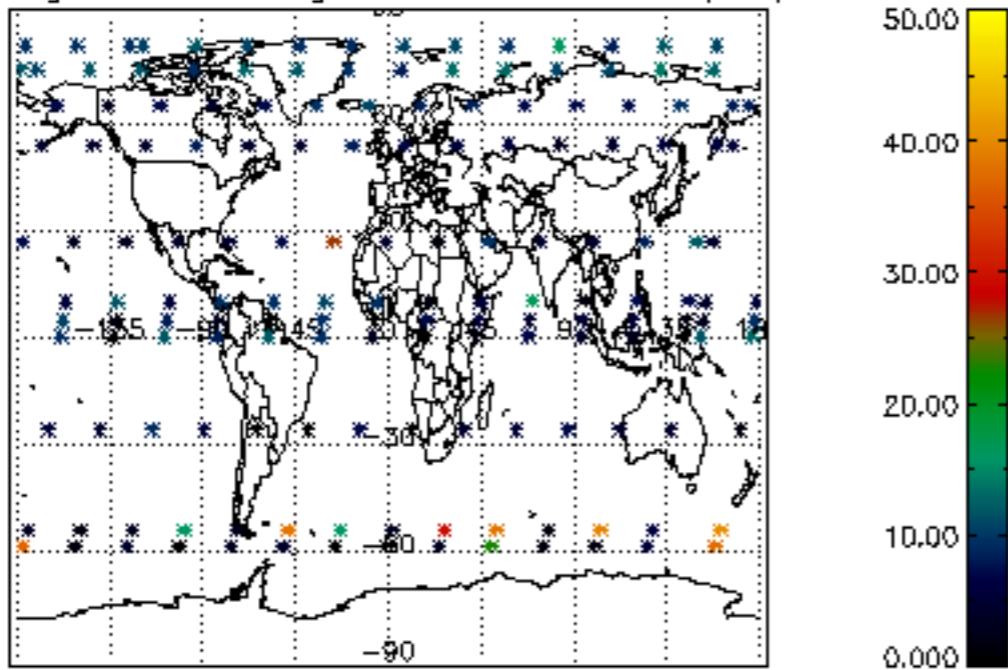
Percentage of cosmic ray hits per profile



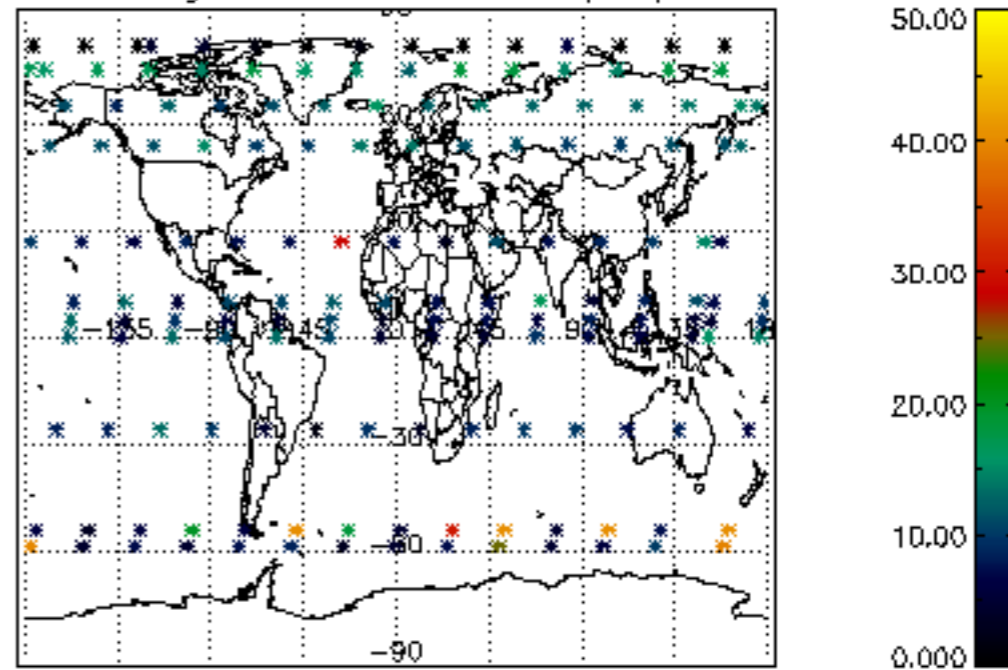
Percentage of datation errors per profile

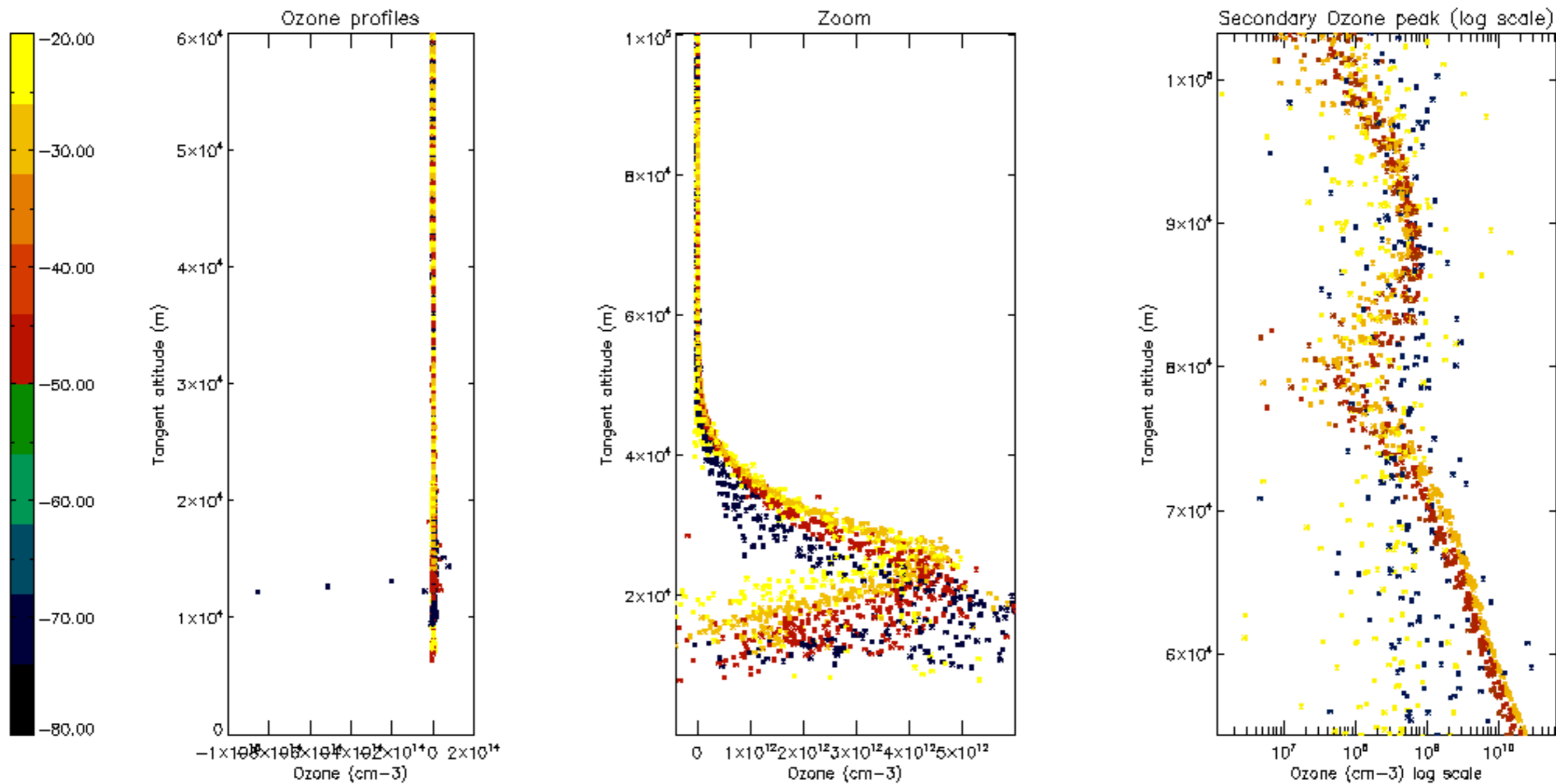


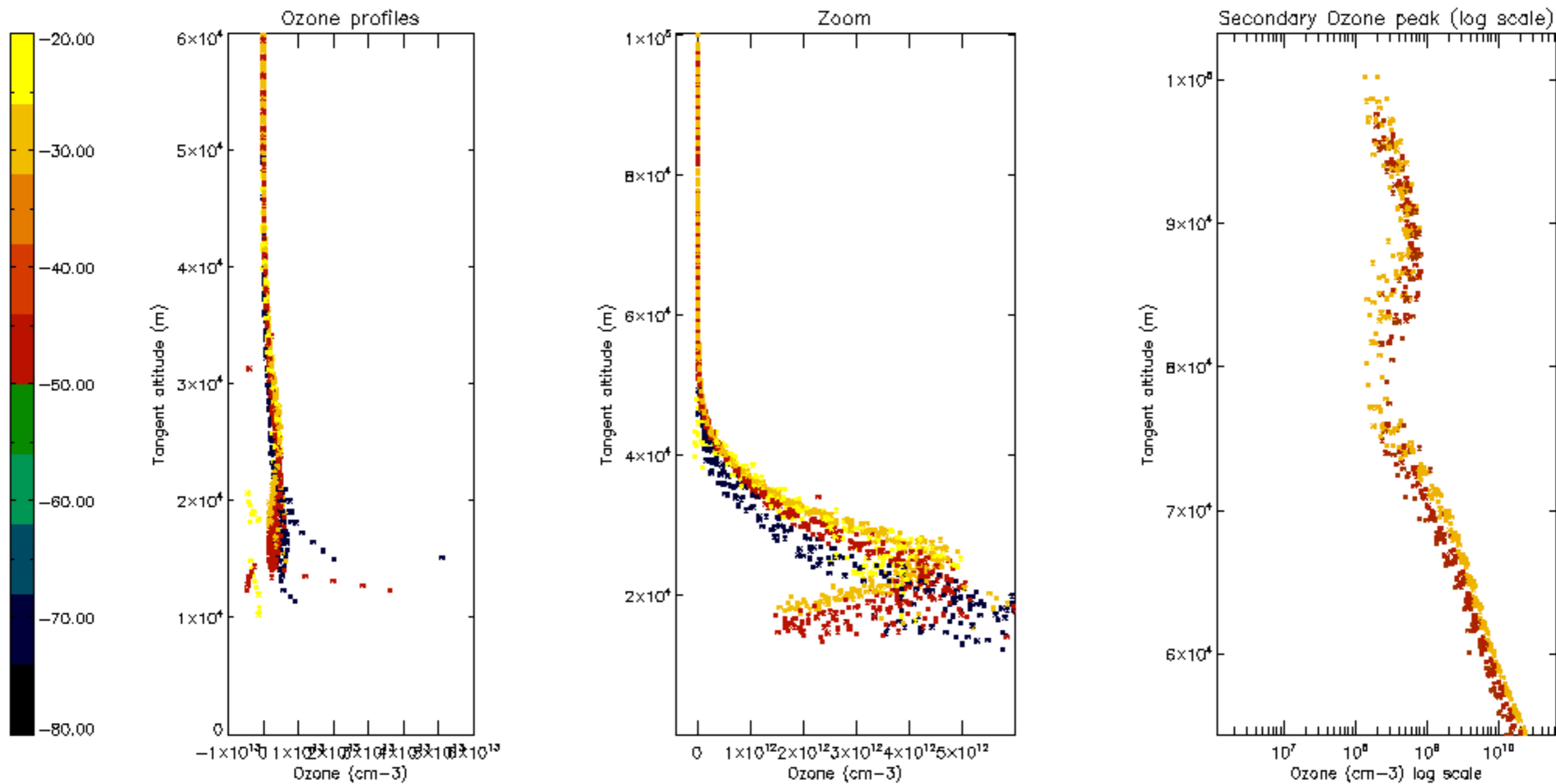
Percentage of star falling outside central band per profile

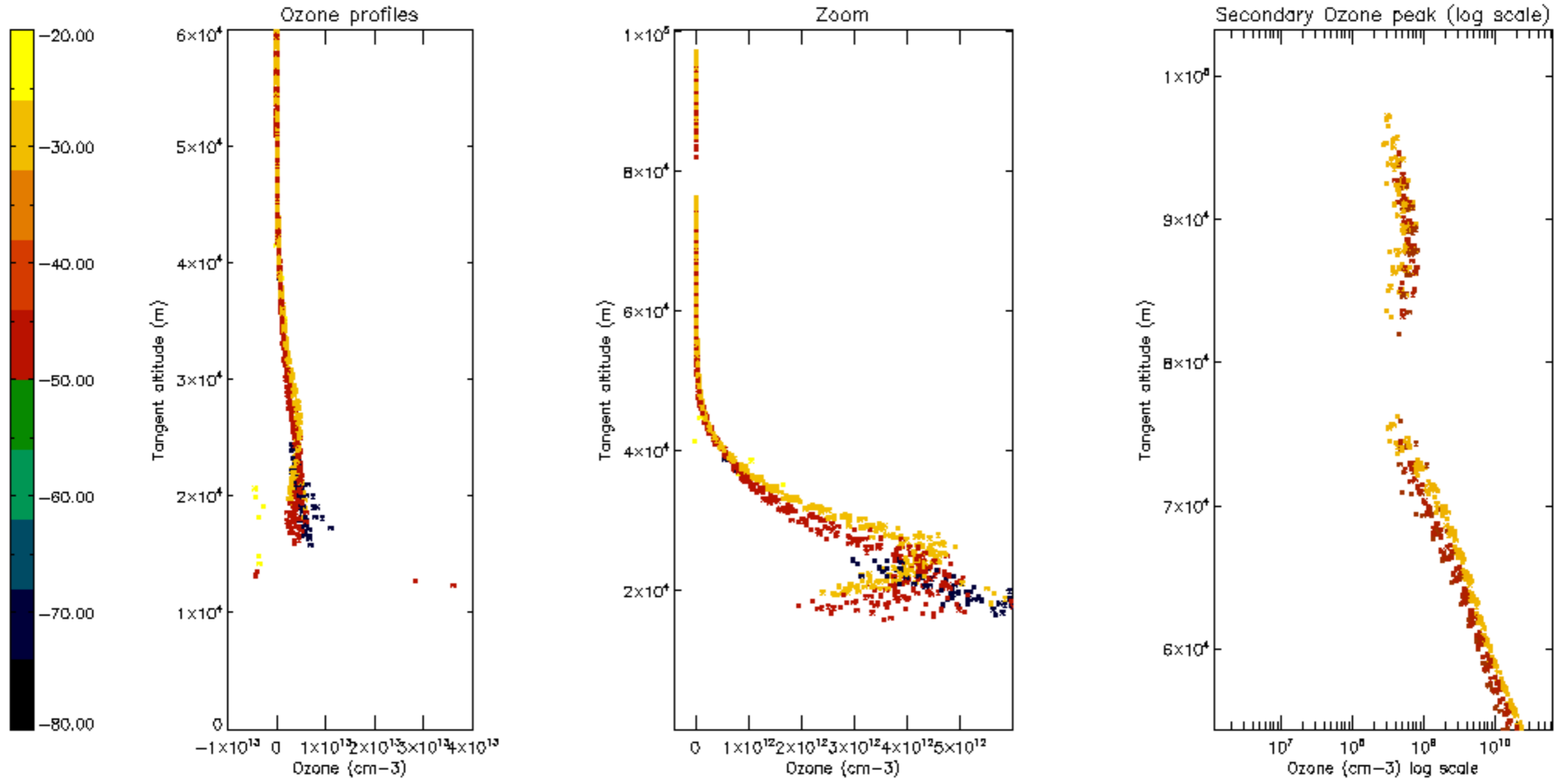


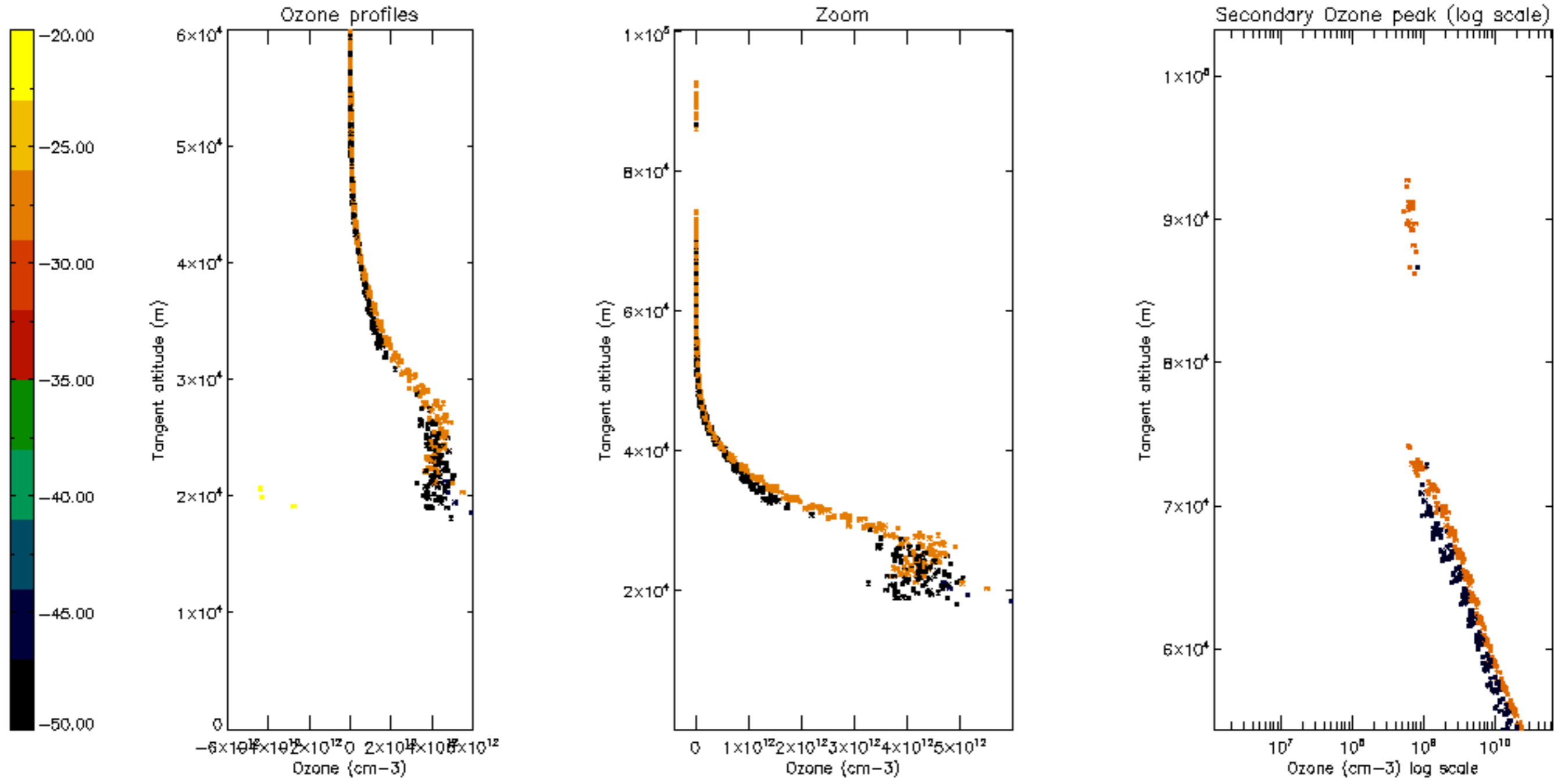
Percentage of saturation errors per profile

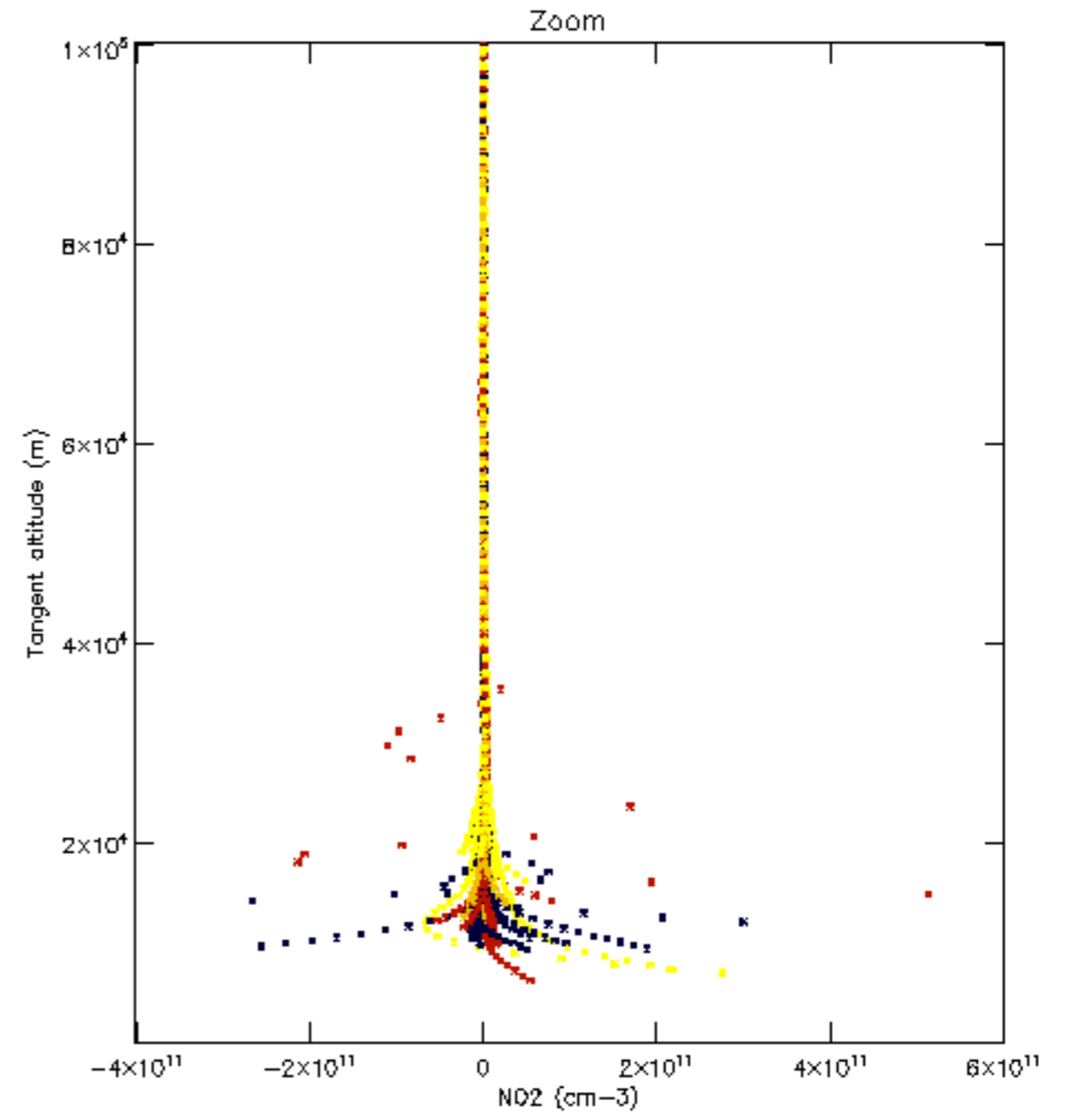
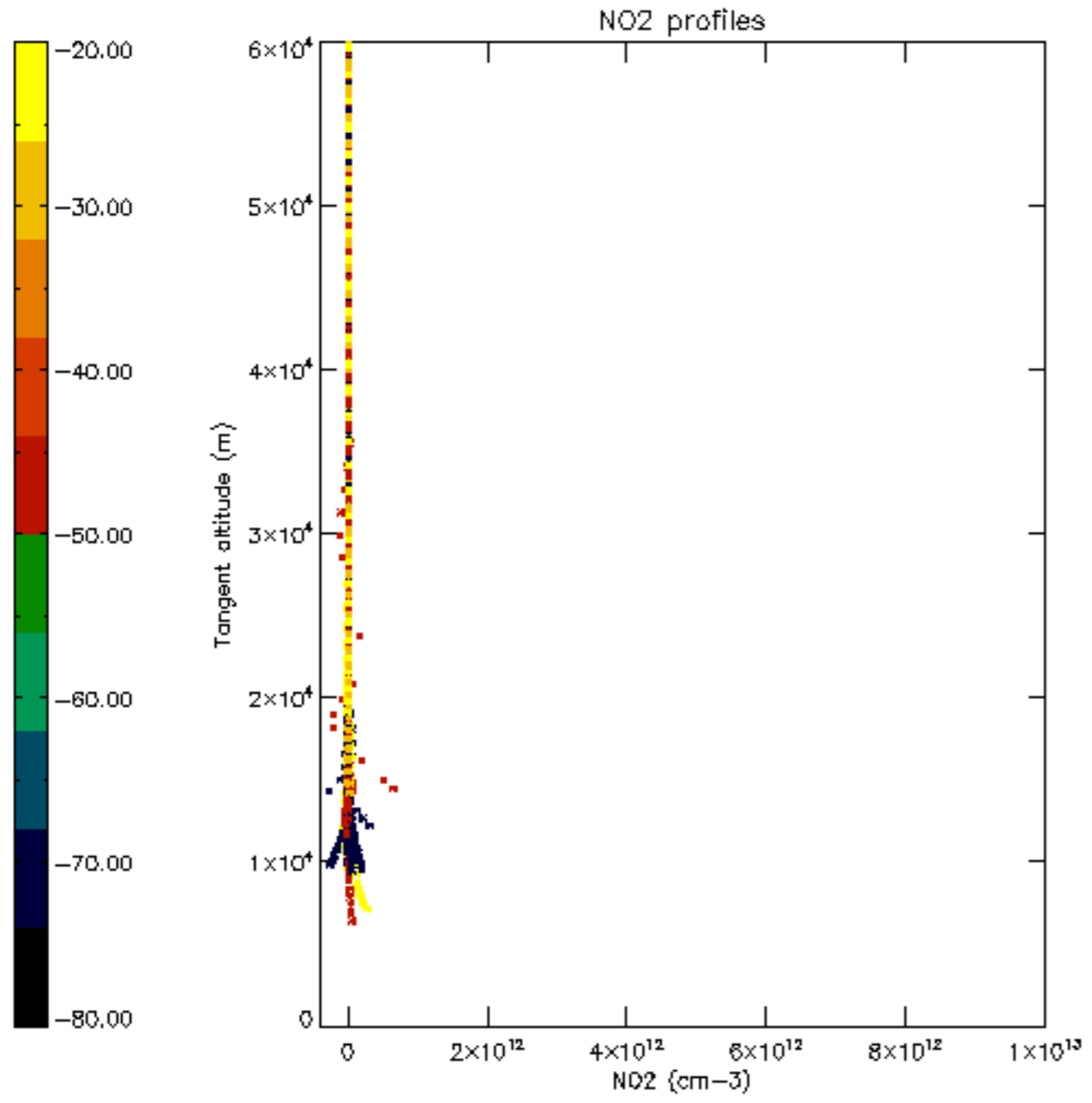


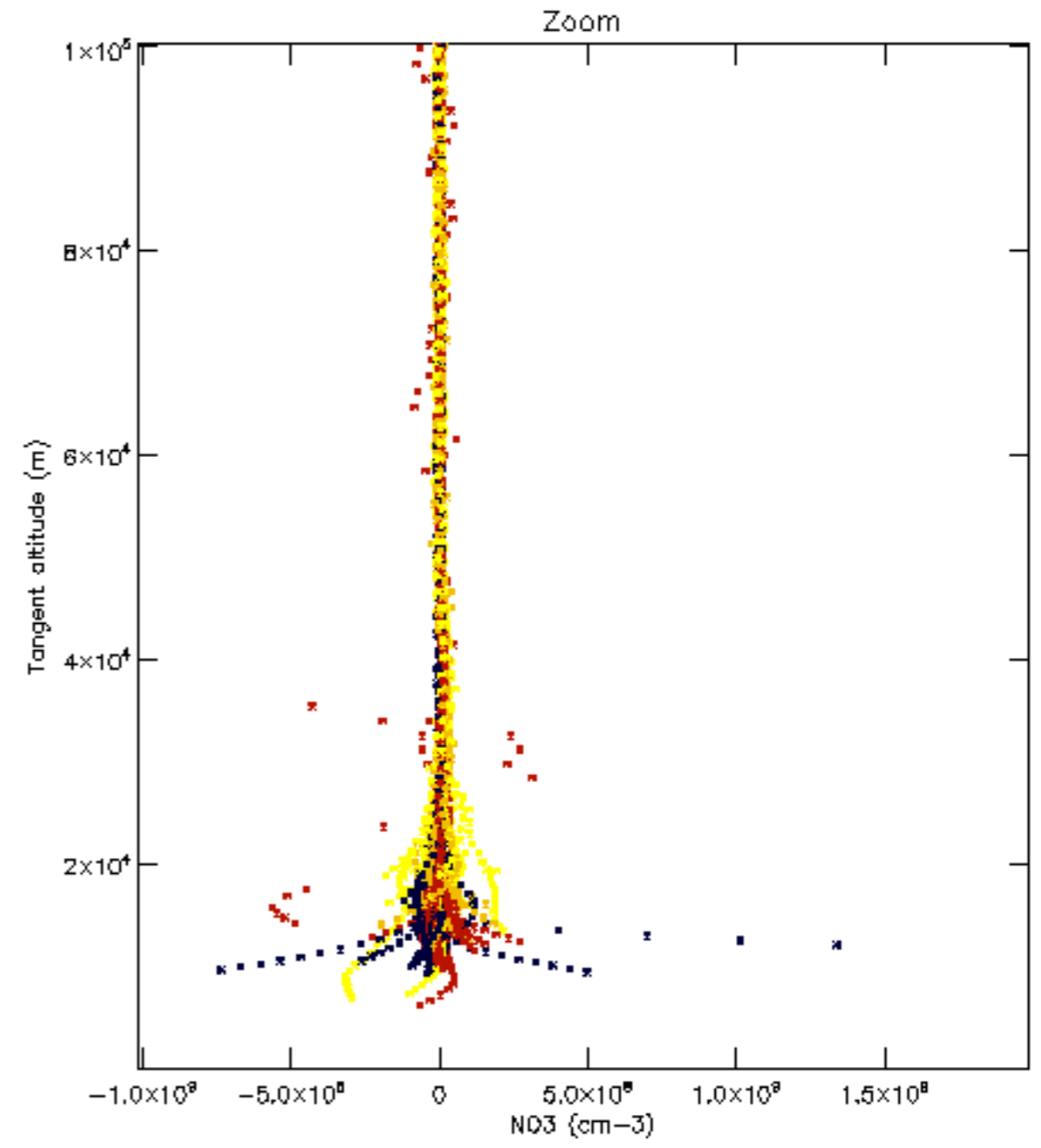
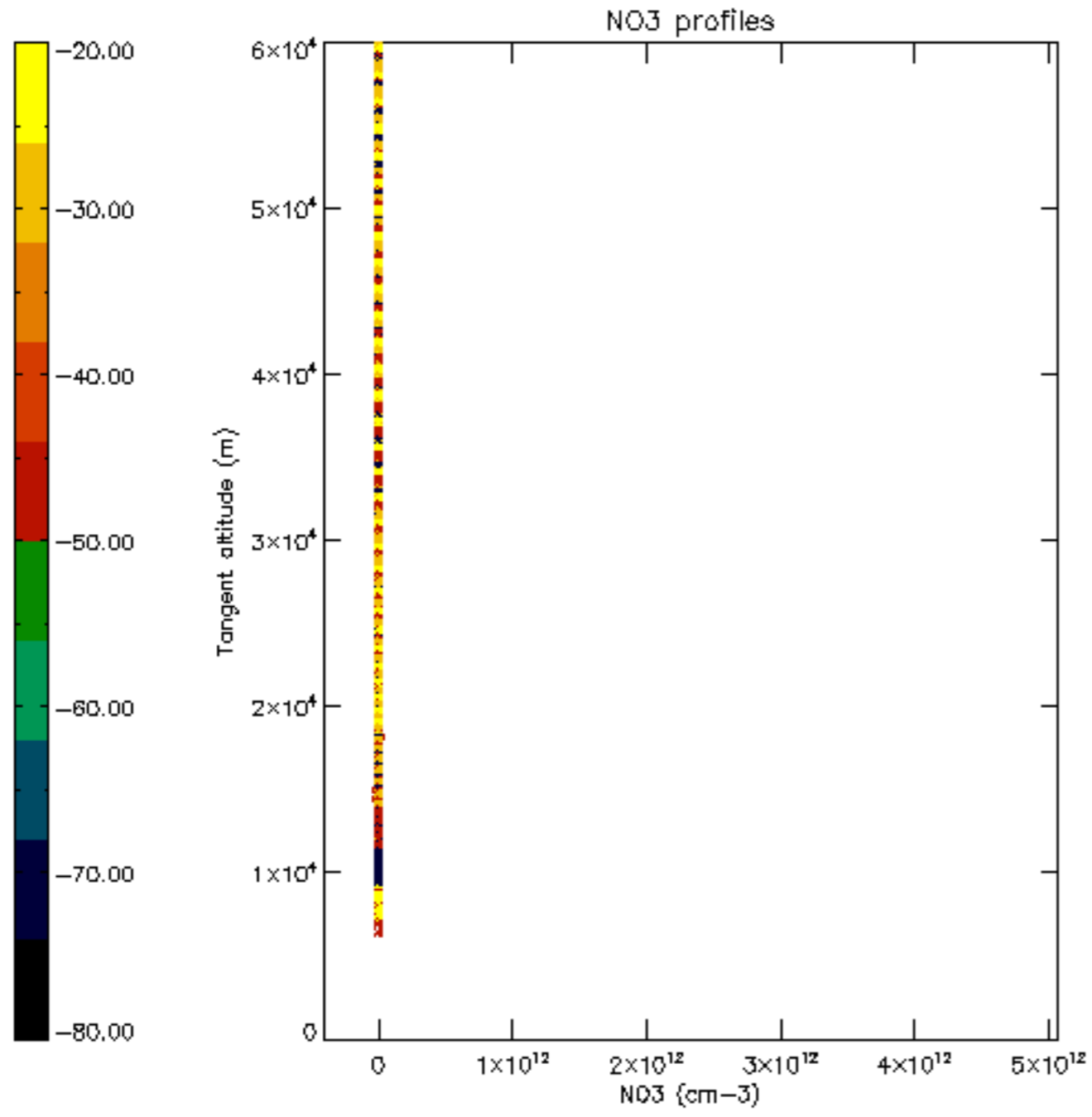


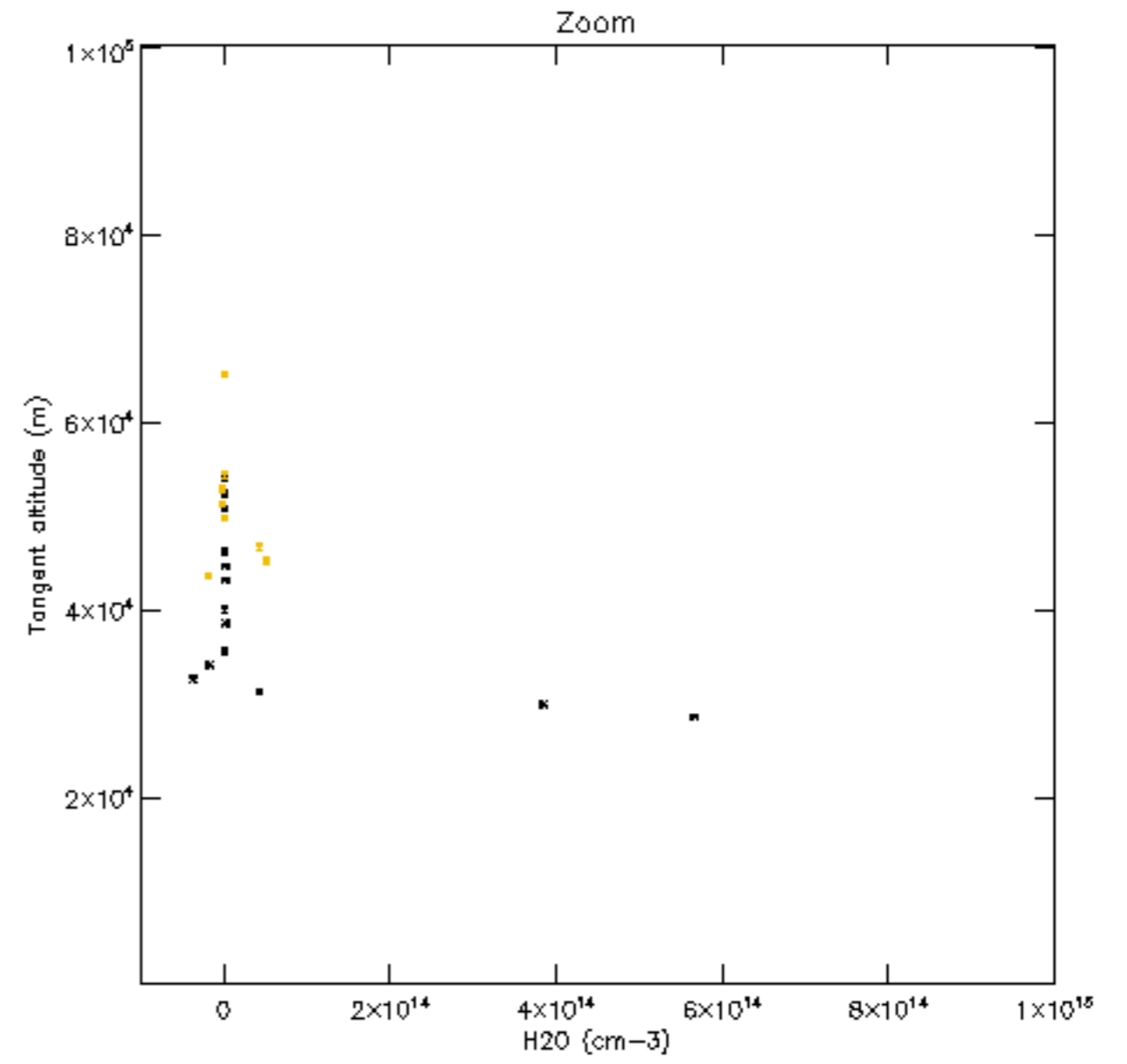
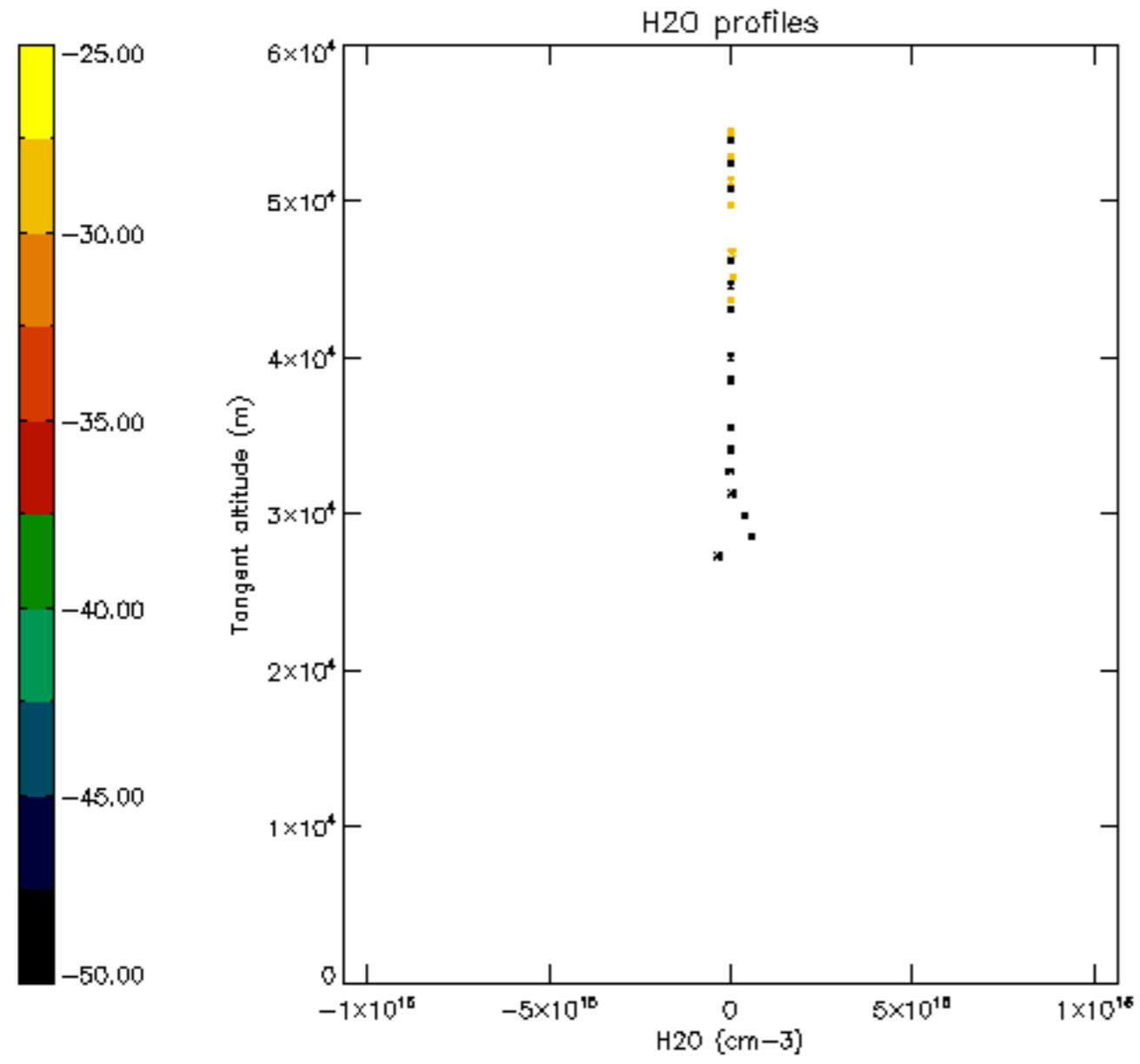


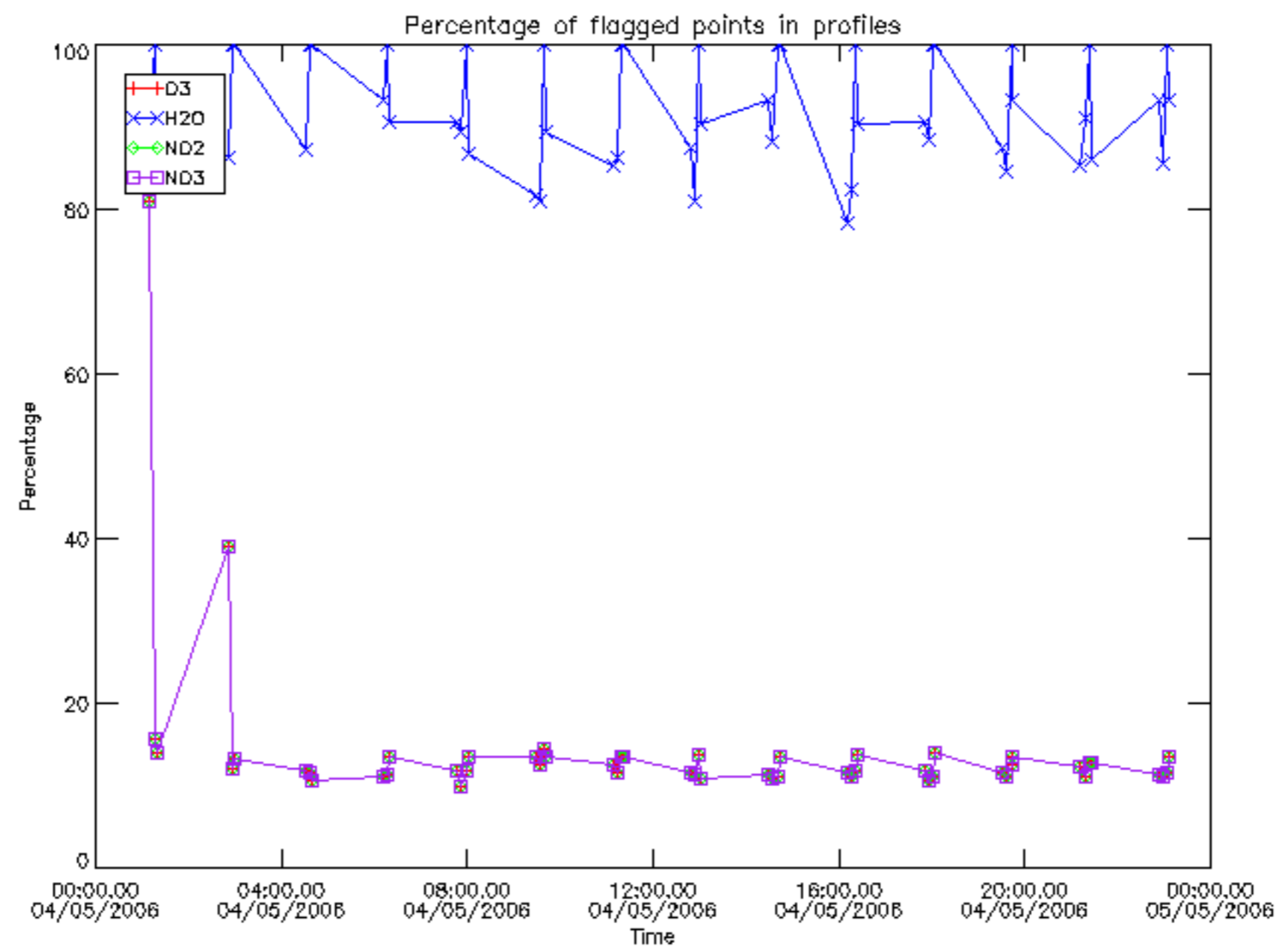




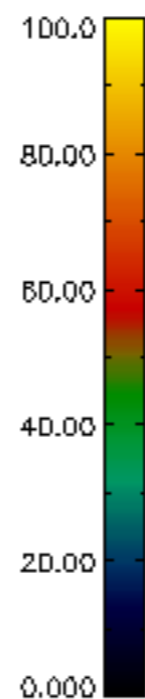
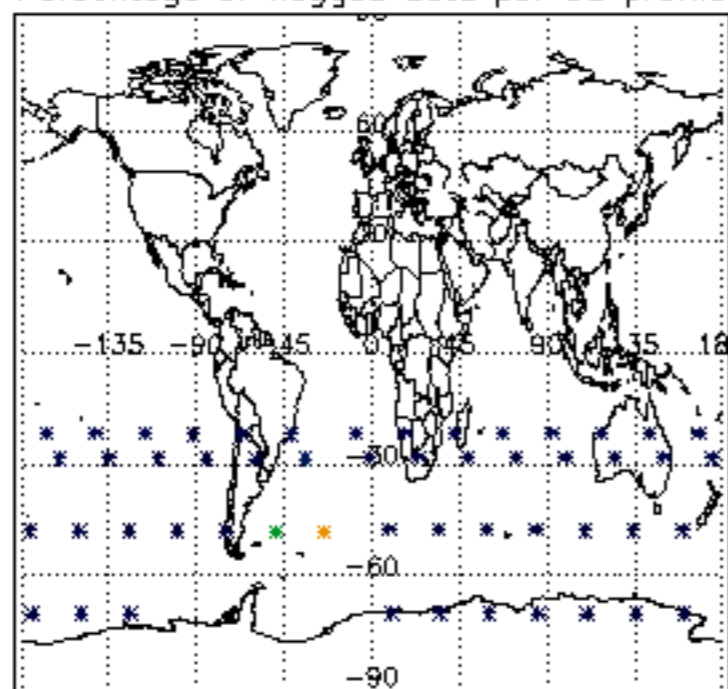




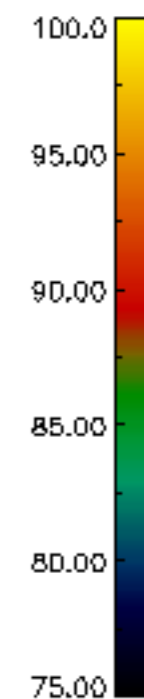
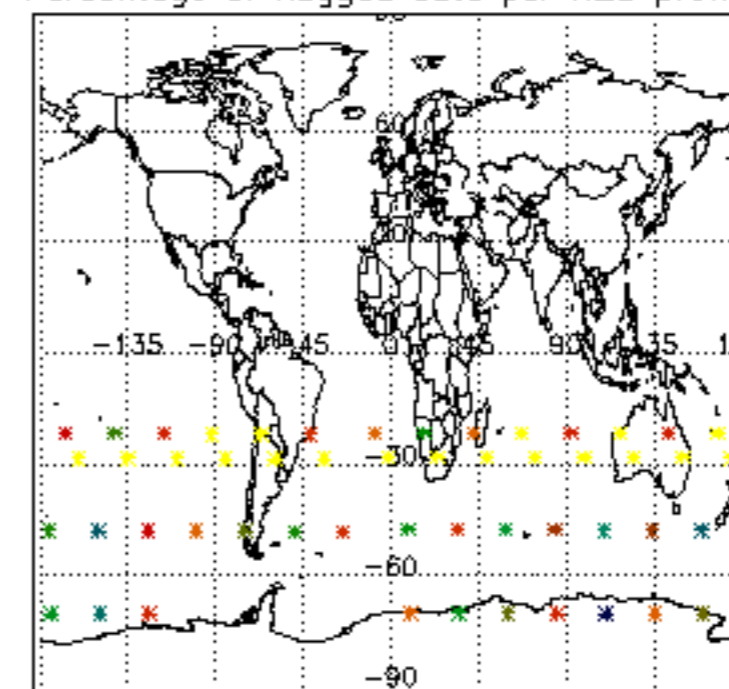




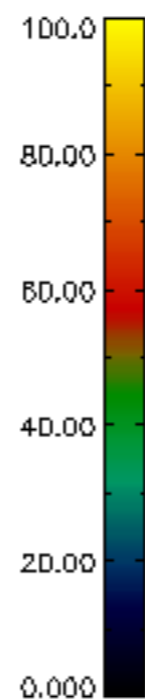
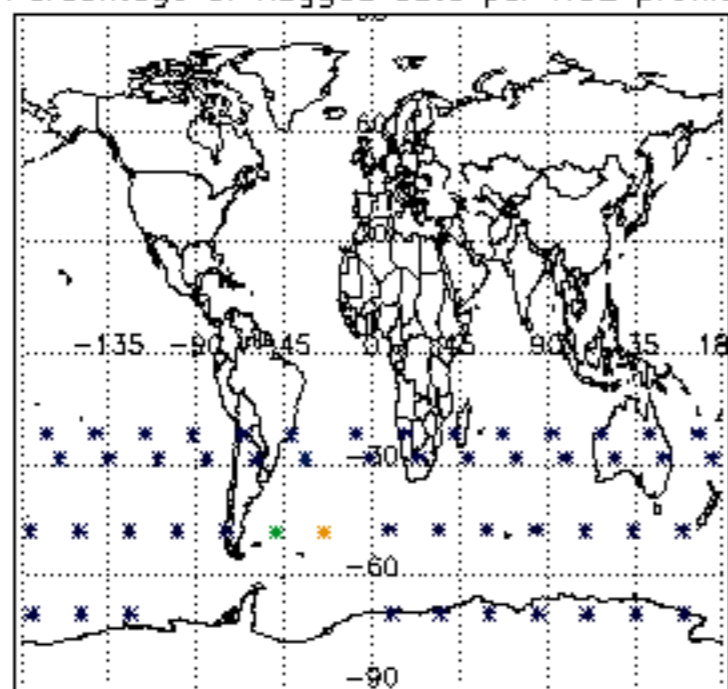
Percentage of flagged data per D3 profile



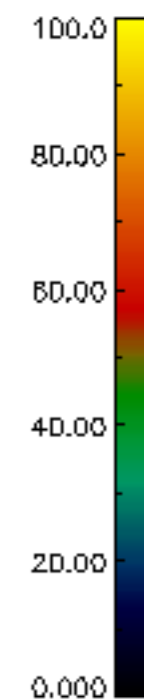
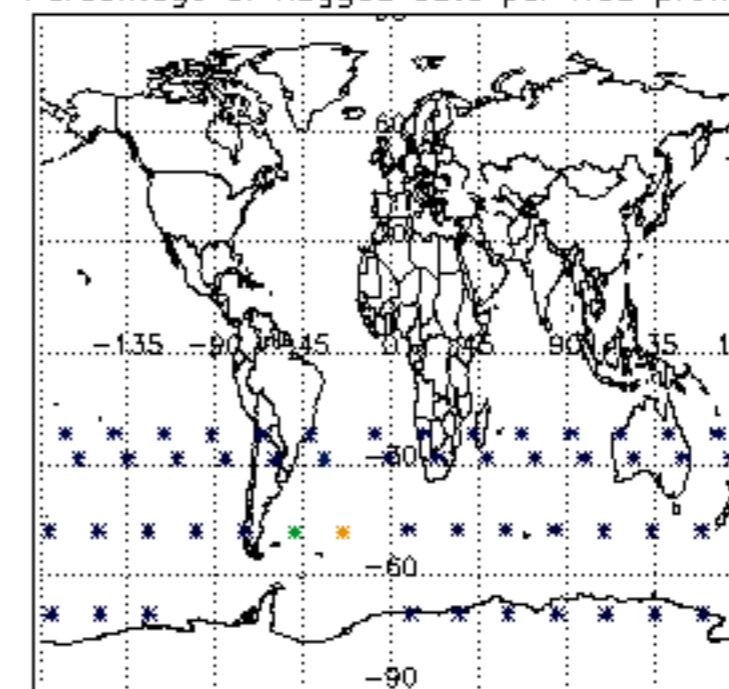
Percentage of flagged data per H2O profile

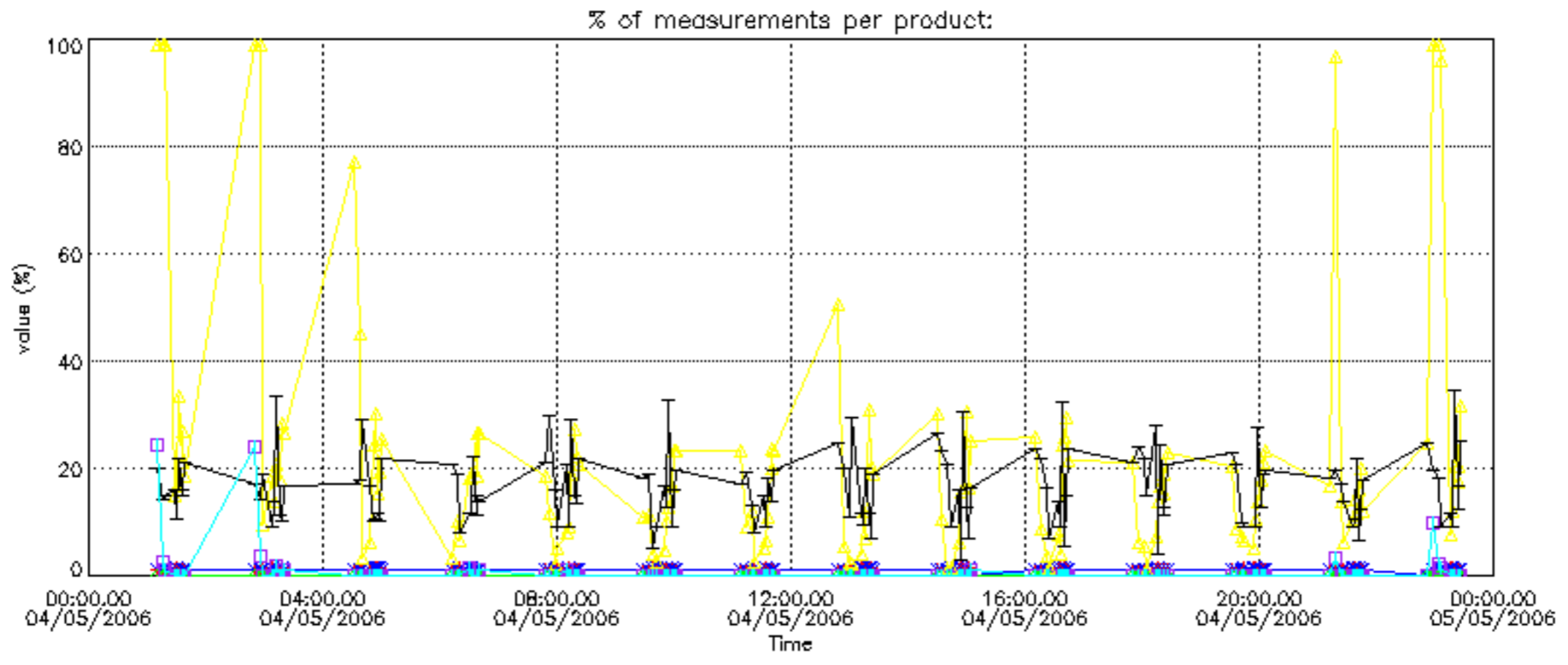


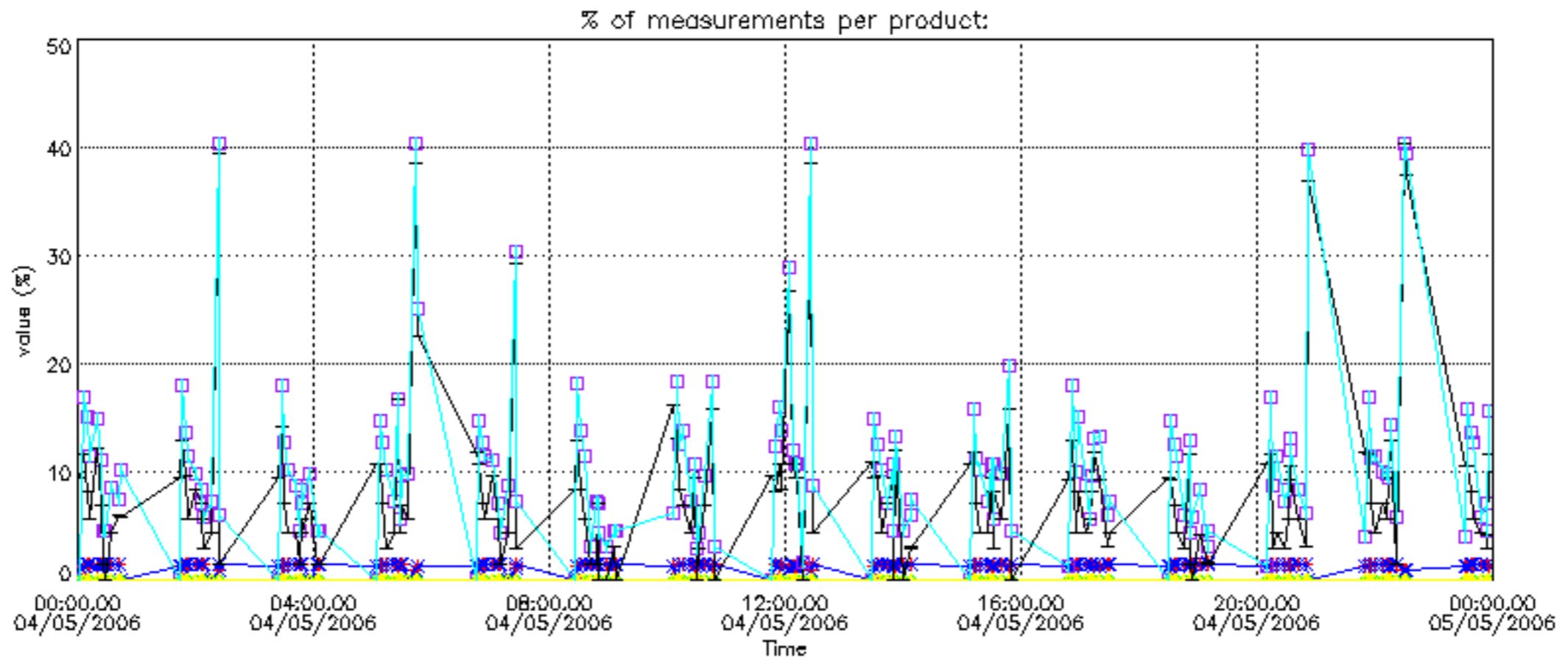
Percentage of flagged data per NO2 profile



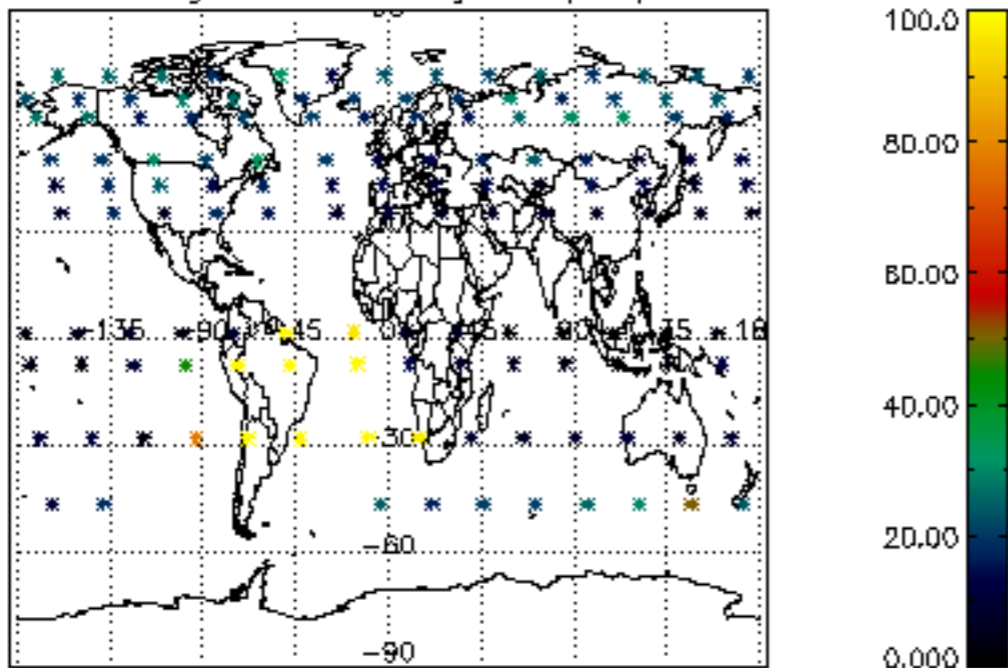
Percentage of flagged data per NO3 profile



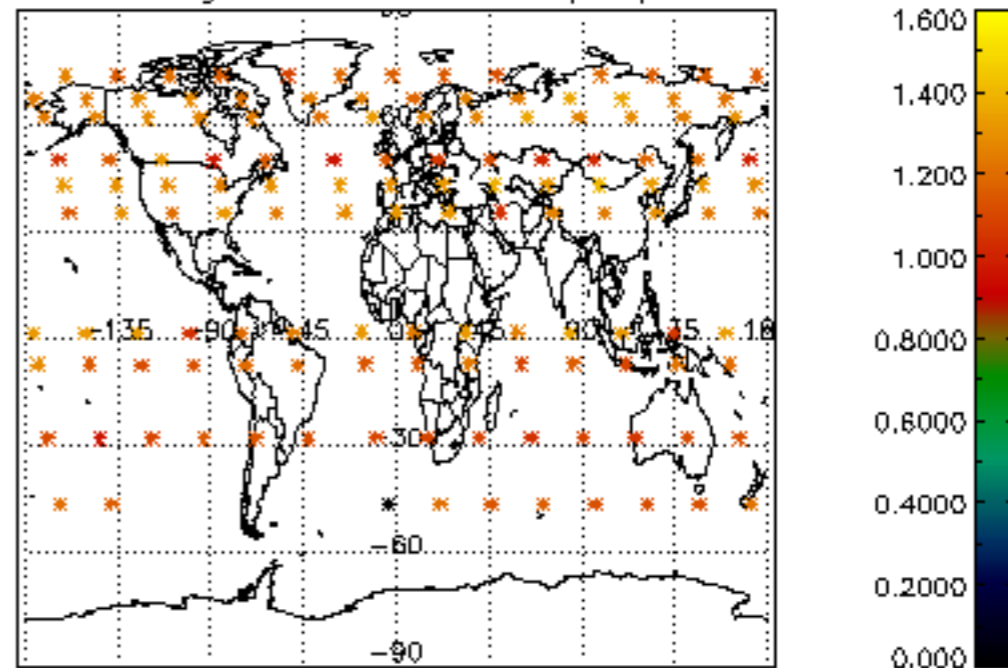




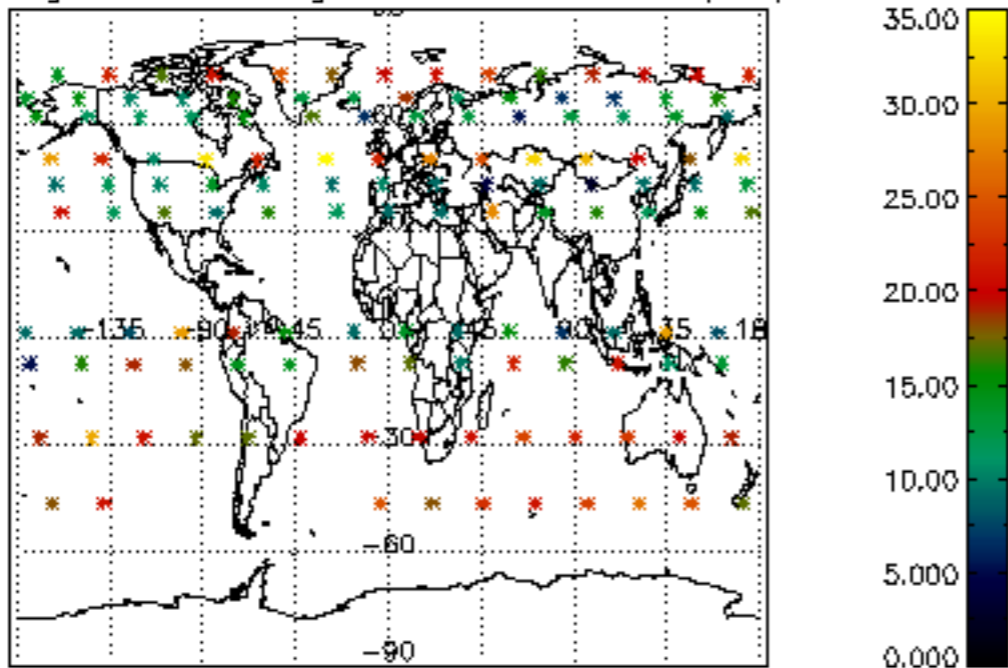
Percentage of cosmic ray hits per profile



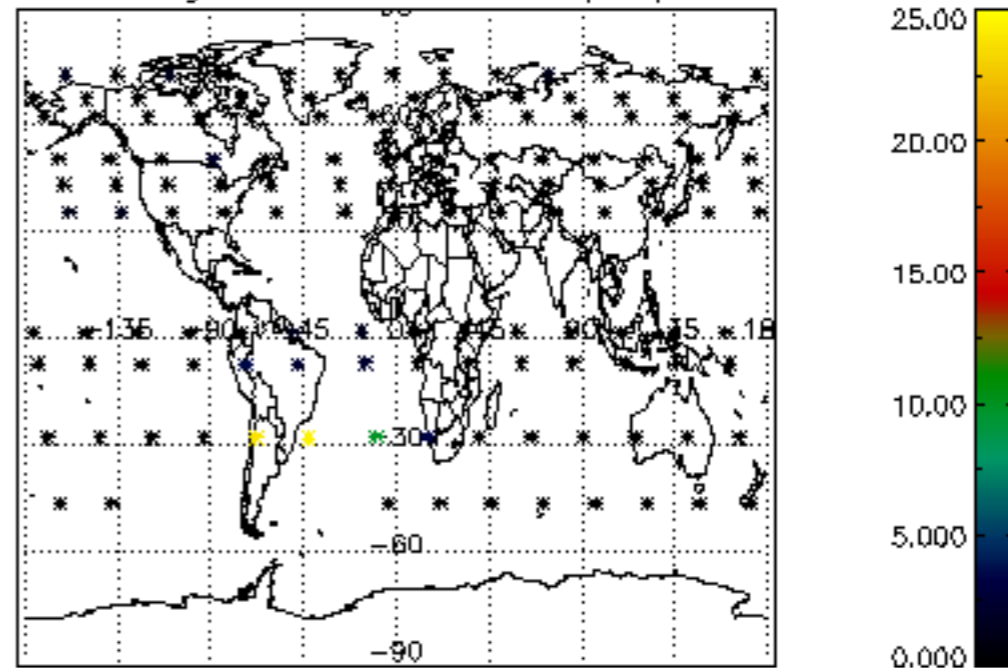
Percentage of datation errors per profile



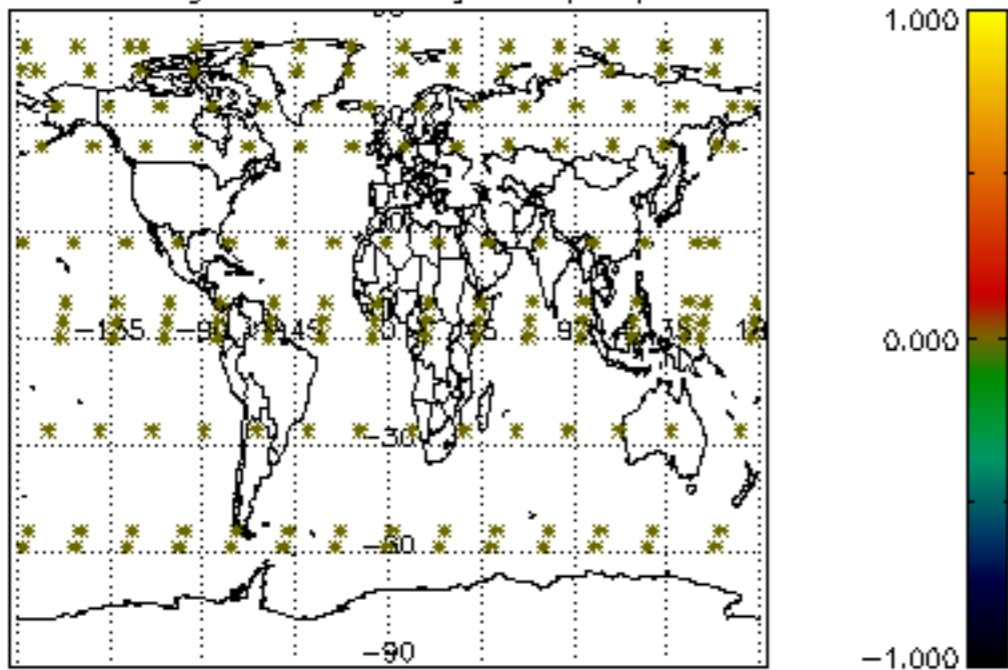
Percentage of star falling outside central band per profile



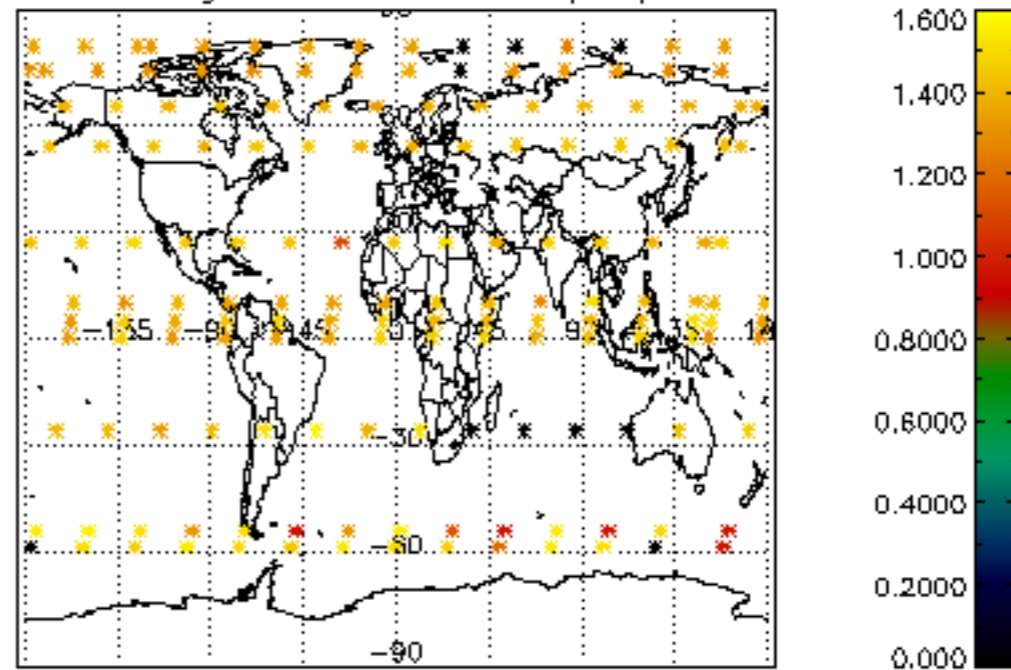
Percentage of saturation errors per profile



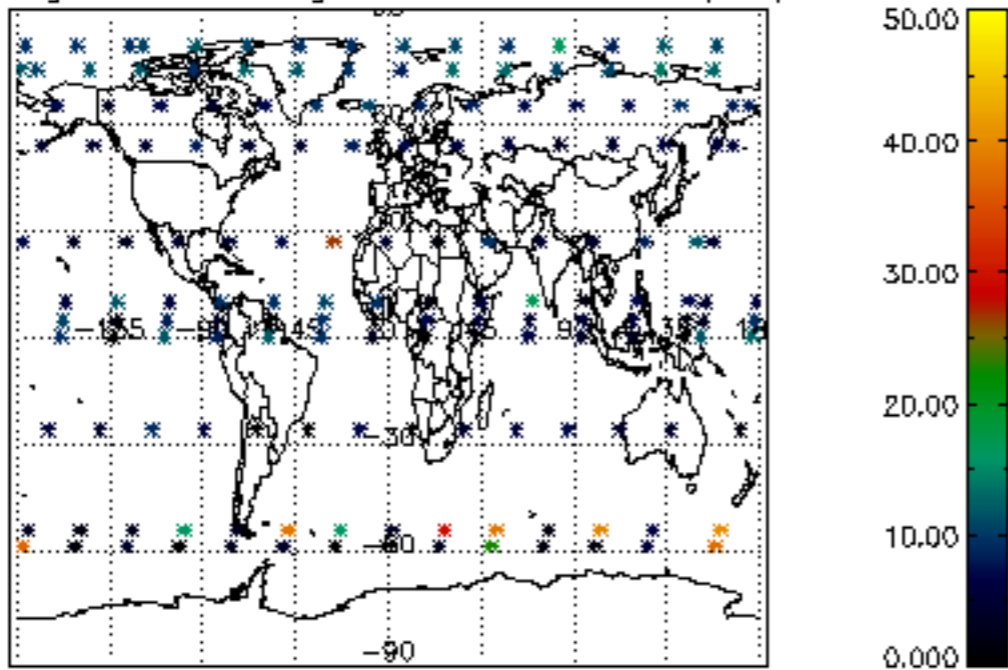
Percentage of cosmic ray hits per profile



Percentage of datation errors per profile



Percentage of star falling outside central band per profile



Percentage of saturation errors per profile

