

# GOMOS Level 2 Daily Report

## SUMMARY

### [1. General Info](#)

### [2. Summary of processed GOM\\_NL\\_2P products](#)

### [3. Level 2 Quality information per product](#)

#### [3.1 Plot of level 2 quality information per product \(time dependant\)](#)

#### [3.2 Plot of level 2 quality information per product \(world map\)](#)

### [4. Level 1 Quality information per product \(stored on level 2 products\)](#)

#### [4.1 Plot of level 1 quality information per product \(time dependant\)](#)

##### [4.1.1 Plot of level 1 quality information per product \(time dependant\): ASCENDING](#)

##### [4.1.2 Plot of level 1 quality information per product \(time dependant\): DESCENDING](#)

#### [4.2 Plot of level 1 quality information per product \(world map\)](#)

##### [4.2.1 Plot of level 1 quality information per product \(world map\): ASCENDING](#)

##### [4.2.2 Plot of level 1 quality information per product \(world map\): DESCENDING](#)

### [5. Ozone profiles based on quality statistics and other trace gas profiles](#)

#### [5.1 Ozone statistics based on quality of products](#)

#### [5.2 Plot ozone profiles for all STD \(dark without errors\)](#)

#### [5.3 Plot ozone profiles where STD < 20% \(dark without errors\)](#)

#### [5.4. Plot ozone profiles where STD < 10% \(dark without errors\)](#)

#### [5.5. Plot ozone profiles where STD < 5% \(dark without errors\)](#)

#### [5.6 Plot NO2 profiles for all STD \(dark without errors\)](#)

#### [5.7 Plot NO3 profiles for all STD \(dark without errors\)](#)

#### [5.8 Plot H2O profiles \(only for occultations of stars 1,2,3,4,13,14,16,26,63 dark without errors\) for all STD](#)

### [6. Auxiliary Data Files used for the production reported in section 2](#)

This report presents the daily analysis on parameters extracted from GOMOS level 2 data (GOM\_NL\_\_2P). It is intended to monitor some important parameters that will impact the quality of these products. A list of level 2 products (and content) that have arrived during the reporting day to the PCF is also given.

Item	Value
Time of report generation	23APR2013 19:59:26
Data source version	GOMOS/6.01
Start time of products	03-05-2006 (03MAY2006 00:00:00)
Stop time of products	04-05-2006 (04MAY2006 00:00:00)
Store outputs in DB	Yes
Nb of level 2 prods	287
Nb of prods with errors	0

## 2. Summary of processed GOM\_NL\_\_2P products.

Nr	Filename	UTC Start time	Limb	Duration	Star Id	Star Name	Star Mag	Star Temp	Nb Meas	Orbit	Prod. error
1	GOM_NL__2PRFIN20060503_000054_000000462047_00216_21813_9487.N1	03-MAY-2006 00:00:54	Dark	46.000	18	24Alp PsA	1.1660	9700.0	92	21813	No
2	GOM_NL__2PRFIN20060503_000642_000000392047_00216_21813_9488.N1	03-MAY-2006 00:06:42	Dark	38.500	31	Alp Gru	1.7340	15200.	77	21813	No
3	GOM_NL__2PRFIN20060503_000914_000000402047_00217_21814_9469.N1	03-MAY-2006 00:09:14	Dark	40.000	148	Alp Tuc	2.8780	4100.0	80	21814	No
4	GOM_NL__2PRFIN20060503_001841_000000472047_00217_21814_9470.N1	03-MAY-2006 00:18:41	Straylight	46.500	43	Alp TrA	1.9100	4250.0	93	21814	No
5	GOM_NL__2PRFIN20060503_002053_000000392047_00217_21814_9471.N1	03-MAY-2006 00:20:53	Straylight	39.000	134	Bet TrA	2.8100	6600.0	78	21814	No
6	GOM_NL__2PRFIN20060503_002254_000000522047_00217_21814_9472.N1	03-MAY-2006 00:22:54	Straylight	51.500	4	Alp1Cen	-0.010000	5800.0	103	21814	No
7	GOM_NL__2PRFIN20060503_002621_000000422047_00217_21814_9473.N1	03-MAY-2006 00:26:21	Straylight	41.500	78	Alp Lup	2.3040	28000.	83	21814	No
8	GOM_NL__2PRFIN20060503_002753_000000392047_00217_21814_9474.N1	03-MAY-2006 00:27:53	Straylight	39.000	81	Eta Cen	2.3560	28000.	78	21814	No
9	GOM_NL__2PRFIN20060503_002957_000000462047_00217_21814_9475.N1	03-MAY-2006 00:29:57	Tw_i_and_stray	45.500	54	5The Cen	2.0550	4500.0	91	21814	No
10	GOM_NL__2PRFIN20060503_003412_000000392047_00217_21814_9476.N1	03-MAY-2006 00:34:12	Bright	38.500	169	46Gam Hya	2.9910	4700.0	77	21814	No
11	GOM_NL__2PRFIN20060503_003730_000000382047_00217_21814_9477.N1	03-MAY-2006 00:37:30	Bright	38.000	15	67Alp Vir	0.97600	28000.	76	21814	No
12	GOM_NL__2PRFIN20060503_004036_000000362047_00217_21814_9478.N1	03-MAY-2006 00:40:36	Bright	36.000	121	29Gam Vir	2.7400	7200.0	72	21814	No
13	GOM_NL__2PRFIN20060503_004353_000000352047_00217_21814_9479.N1	03-MAY-2006 00:43:53	Bright	35.000	138	47Eps Vir	2.8280	4700.0	70	21814	No
14	GOM_NL__2PRFIN20060503_005135_000000352047_00217_21814_9480.N1	03-MAY-2006 00:51:35	Bright	34.500	152	12Alp2CVn	2.8900	11000.	69	21814	No
15	GOM_NL__2PRFIN20060503_005612_000000352047_00217_21814_9481.N1	03-MAY-2006 00:56:12	Bright	34.500	87	64Gam UMa	2.4330	11000.	69	21814	No
16	GOM_NL__2PRFIN20060503_005740_000000332047_00217_21814_9482.N1	03-MAY-2006 00:57:40	Bright	33.000	82	48Bet UMa	2.3650	10600.	66	21814	No
17	GOM_NL__2PRFIN20060503_005857_000000382047_00217_21814_9483.N1	03-MAY-2006 00:58:57	Bright	37.500	36	50Alp UMa	1.8000	6300.0	75	21814	No
18	GOM_NL__2PRFIN20060503_010620_000000362047_00217_21814_9484.N1	03-MAY-2006 01:06:20	Bright	35.500	49	1Alp UMi	1.9900	6300.0	71	21814	No
19	GOM_NL__2PRFIN20060503_011417_000000352047_00217_21814_9485.N1	03-MAY-2006 01:14:17	Bright	34.500	110	37Del Cas	2.6780	8900.0	69	21814	No
20	GOM_NL__2PRFIN20060503_011538_000000352047_00217_21814_9486.N1	03-MAY-2006 01:15:38	Bright	35.000	68	18Alp Cas	2.2250	4500.0	70	21814	No
21	GOM_NL__2PRFIN20060503_014131_000000462047_00217_21814_9487.N1	03-MAY-2006 01:41:31	Dark	46.000	18	24Alp PsA	1.1660	9700.0	92	21814	No
22	GOM_NL__2PRFIN20060503_014718_000000422047_00217_21814_9488.N1	03-MAY-2006 01:47:18	Dark	41.500	31	Alp Gru	1.7340	15200.	83	21814	No
23	GOM_NL__2PRFIN20060503_014950_000000382047_00218_21815_9469.N1	03-MAY-2006 01:49:50	Dark	38.000	148	Alp Tuc	2.8780	4100.0	76	21815	No
24	GOM_NL__2PRFIN20060503_015918_000000432047_00218_21815_9470.N1	03-MAY-2006 01:59:18	Straylight	43.000	43	Alp TrA	1.9100	4250.0	86	21815	No
25	GOM_NL__2PRFIN20060503_020130_000000392047_00218_21815_9471.N1	03-MAY-2006 02:01:30	Straylight	38.500	134	Bet TrA	2.8100	6600.0	77	21815	No
26	GOM_NL__2PRFIN20060503_020330_000000502047_00218_21815_9472.N1	03-MAY-2006 02:03:30	Straylight	50.000	4	Alp1Cen	-0.010000	5800.0	100	21815	No
27	GOM_NL__2PRFIN20060503_020657_000000402047_00218_21815_9473.N1	03-MAY-2006 02:06:57	Straylight	39.500	78	Alp Lup	2.3040	28000.	79	21815	No
28	GOM_NL__2PRFIN20060503_020829_000000392047_00218_21815_9474.N1	03-MAY-2006 02:08:29	Straylight	39.000	81	Eta Cen	2.3560	28000.	78	21815	No
29	GOM_NL__2PRFIN20060503_021033_000000432047_00218_21815_9475.N1	03-MAY-2006 02:10:33	Tw_i_and_stray	42.500	54	5The Cen	2.0550	4500.0	85	21815	No
30	GOM_NL__2PRFIN20060503_021448_000000362047_00218_21815_9476.N1	03-MAY-2006 02:14:48	Bright	36.000	169	46Gam Hya	2.9910	4700.0	72	21815	No
31	GOM_NL__2PRFIN20060503_021806_000000392047_00218_21815_9477.N1	03-MAY-2006 02:18:06	Bright	39.000	15	67Alp Vir	0.97600	28000.	78	21815	No
32	GOM_NL__2PRFIN20060503_022112_000000372047_00218_21815_9478.N1	03-MAY-2006 02:21:12	Bright	36.500	121	29Gam Vir	2.7400	7200.0	73	21815	No
33	GOM_NL__2PRFIN20060503_022429_000000352047_00218_21815_9479.N1	03-MAY-2006 02:24:29	Bright	35.000	138	47Eps Vir	2.8280	4700.0	70	21815	No
34	GOM_NL__2PRFIN20060503_023210_000000342047_00218_21815_9480.N1	03-MAY-2006 02:32:10	Bright	33.500	152	12Alp2CVn	2.8900	11000.	67	21815	No
35	GOM_NL__2PRFIN20060503_023648_000000362047_00218_21815_9481.N1	03-MAY-2006 02:36:48	Bright	35.500	87	64Gam UMa	2.4330	11000.	71	21815	No
36	GOM_NL__2PRFIN20060503_023816_000000352047_00218_21815_9482.N1	03-MAY-2006 02:38:16	Bright	34.500	82	48Bet UMa	2.3650	10600.	69	21815	No
37	GOM_NL__2PRFIN20060503_023933_000000342047_00218_21815_9483.N1	03-MAY-2006 02:39:33	Bright	34.000	36	50Alp UMa	1.8000	6300.0	68	21815	No
38	GOM_NL__2PRFIN20060503_024655_000000362047_00218_21815_9484.N1	03-MAY-2006 02:46:55	Bright	36.000	49	1Alp UMi	1.9900	6300.0	72	21815	No
39	GOM_NL__2PRFIN20060503_025453_000000342047_00218_21815_9485.N1	03-MAY-2006 02:54:53	Bright	33.500	110	37Del Cas	2.6780	8900.0	67	21815	No
40	GOM_NL__2PRFIN20060503_025614_000000362047_00218_21815_9486.N1	03-MAY-2006 02:56:14	Bright	35.500	68	18Alp Cas	2.2250	4500.0	71	21815	No
41	GOM_NL__2PRFIN20060503_032207_000000432047_00218_21815_9487.N1	03-MAY-2006 03:22:07	Dark	42.500	18	24Alp PsA	1.1660	9700.0	85	21815	No
42	GOM_NL__2PRFIN20060503_032755_000000412047_00218_21815_9488.N1	03-MAY-2006 03:27:55	Dark	40.500	31	Alp Gru	1.7340	15200.	81	21815	No

43	GOM_NL__2PRFIN20060503_033027_000000382047_00219_21816_9489.N1	03-MAY-2006 03:30:27	Dark	38.000	148	Alp Tuc	2.8780	4100.0	76	21816	No
44	GOM_NL__2PRFIN20060503_033954_000000432047_00219_21816_9490.N1	03-MAY-2006 03:39:54	Straylight	42.500	43	Alp TrA	1.9100	4250.0	85	21816	No
45	GOM_NL__2PRFIN20060503_034206_000000392047_00219_21816_9491.N1	03-MAY-2006 03:42:06	Straylight	38.500	134	Bet TrA	2.8100	6600.0	77	21816	No
46	GOM_NL__2PRFIN20060503_034407_000000432047_00219_21816_9492.N1	03-MAY-2006 03:44:07	Straylight	42.500	4	Alp1Cen	-0.010000	5800.0	85	21816	No
47	GOM_NL__2PRFIN20060503_034733_000000412047_00219_21816_9493.N1	03-MAY-2006 03:47:33	Straylight	41.000	78	Alp Lup	2.3040	28000.	82	21816	No
48	GOM_NL__2PRFIN20060503_034906_000000412047_00219_21816_9494.N1	03-MAY-2006 03:49:06	Straylight	40.500	81	Eta Cen	2.3560	28000.	81	21816	No
49	GOM_NL__2PRFIN20060503_035109_000000442047_00219_21816_9495.N1	03-MAY-2006 03:51:09	Tw_i_and_stray	44.000	54	5The Cen	2.0550	4500.0	88	21816	No
50	GOM_NL__2PRFIN20060503_035524_000000372047_00219_21816_9496.N1	03-MAY-2006 03:55:24	Bright	37.000	169	46Gam Hya	2.9910	4700.0	74	21816	No
51	GOM_NL__2PRFIN20060503_035842_000000392047_00219_21816_9497.N1	03-MAY-2006 03:58:42	Bright	38.500	15	67Alp Vir	0.97600	28000.	77	21816	No
52	GOM_NL__2PRFIN20060503_040148_000000372047_00219_21816_9498.N1	03-MAY-2006 04:01:48	Bright	36.500	121	29Gam Vir	2.7400	7200.0	73	21816	No
53	GOM_NL__2PRFIN20060503_040505_000000352047_00219_21816_9499.N1	03-MAY-2006 04:05:05	Bright	35.000	138	47Eps Vir	2.8280	4700.0	70	21816	No
54	GOM_NL__2PRFIN20060503_041246_000000352047_00219_21816_9500.N1	03-MAY-2006 04:12:46	Bright	35.000	152	12Alp2CVn	2.8900	11000.	70	21816	No
55	GOM_NL__2PRFIN20060503_041725_000000342047_00219_21816_9501.N1	03-MAY-2006 04:17:25	Bright	34.000	87	64Gam UMa	2.4330	11000.	68	21816	No
56	GOM_NL__2PRFIN20060503_041852_000000352047_00219_21816_9502.N1	03-MAY-2006 04:18:52	Bright	34.500	82	48Bet UMa	2.3650	10600.	69	21816	No
57	GOM_NL__2PRFIN20060503_042010_000000372047_00219_21816_9503.N1	03-MAY-2006 04:20:10	Bright	37.000	36	50Alp UMa	1.8000	6300.0	74	21816	No
58	GOM_NL__2PRFIN20060503_042732_000000362047_00219_21816_9504.N1	03-MAY-2006 04:27:32	Bright	36.000	49	1Alp UMi	1.9900	6300.0	72	21816	No
59	GOM_NL__2PRFIN20060503_043529_000000322047_00219_21816_9505.N1	03-MAY-2006 04:35:29	Bright	32.000	110	37Del Cas	2.6780	8900.0	64	21816	No
60	GOM_NL__2PRFIN20060503_043650_000000332047_00219_21816_9506.N1	03-MAY-2006 04:36:50	Bright	33.000	68	18Alp Cas	2.2250	4500.0	66	21816	No
61	GOM_NL__2PRFIN20060503_050244_000000452047_00219_21816_9507.N1	03-MAY-2006 05:02:44	Dark	44.500	18	24Alp PsA	1.1660	9700.0	89	21816	No
62	GOM_NL__2PRFIN20060503_050832_000000412047_00219_21816_9508.N1	03-MAY-2006 05:08:32	Dark	41.000	31	Alp Gru	1.7340	15200.	82	21816	No
63	GOM_NL__2PRFIN20060503_051103_000000392047_00220_21817_9489.N1	03-MAY-2006 05:11:03	Dark	39.000	148	Alp Tuc	2.8780	4100.0	78	21817	No
64	GOM_NL__2PRFIN20060503_052030_000000432047_00220_21817_9490.N1	03-MAY-2006 05:20:30	Straylight	42.500	43	Alp TrA	1.9100	4250.0	85	21817	No
65	GOM_NL__2PRFIN20060503_052242_000000372047_00220_21817_9491.N1	03-MAY-2006 05:22:42	Straylight	37.000	134	Bet TrA	2.8100	6600.0	74	21817	No
66	GOM_NL__2PRFIN20060503_052443_000000432047_00220_21817_9492.N1	03-MAY-2006 05:24:43	Straylight	42.500	4	Alp1Cen	-0.010000	5800.0	85	21817	No
67	GOM_NL__2PRFIN20060503_052810_000000412047_00220_21817_9493.N1	03-MAY-2006 05:28:10	Straylight	41.000	78	Alp Lup	2.3040	28000.	82	21817	No
68	GOM_NL__2PRFIN20060503_052942_000000402047_00220_21817_9494.N1	03-MAY-2006 05:29:42	Straylight	40.000	81	Eta Cen	2.3560	28000.	80	21817	No
69	GOM_NL__2PRFIN20060503_053146_000000442047_00220_21817_9495.N1	03-MAY-2006 05:31:46	Tw_i_and_stray	43.500	54	5The Cen	2.0550	4500.0	87	21817	No
70	GOM_NL__2PRFIN20060503_053601_000000352047_00220_21817_9496.N1	03-MAY-2006 05:36:01	Bright	35.000	169	46Gam Hya	2.9910	4700.0	70	21817	No
71	GOM_NL__2PRFIN20060503_053919_000000392047_00220_21817_9497.N1	03-MAY-2006 05:39:19	Bright	38.500	15	67Alp Vir	0.97600	28000.	77	21817	No
72	GOM_NL__2PRFIN20060503_054224_000000362047_00220_21817_9498.N1	03-MAY-2006 05:42:24	Bright	35.500	121	29Gam Vir	2.7400	7200.0	71	21817	No
73	GOM_NL__2PRFIN20060503_054541_000000352047_00220_21817_9499.N1	03-MAY-2006 05:45:41	Bright	35.000	138	47Eps Vir	2.8280	4700.0	70	21817	No
74	GOM_NL__2PRFIN20060503_055323_000000362047_00220_21817_9500.N1	03-MAY-2006 05:53:23	Bright	35.500	152	12Alp2CVn	2.8900	11000.	71	21817	No
75	GOM_NL__2PRFIN20060503_055800_000000362047_00220_21817_9501.N1	03-MAY-2006 05:58:00	Bright	35.500	87	64Gam UMa	2.4330	11000.	71	21817	No
76	GOM_NL__2PRFIN20060503_055928_000000362047_00220_21817_9502.N1	03-MAY-2006 05:59:28	Bright	35.500	82	48Bet UMa	2.3650	10600.	71	21817	No
77	GOM_NL__2PRFIN20060503_060046_000000372047_00220_21817_9503.N1	03-MAY-2006 06:00:46	Bright	36.500	36	50Alp UMa	1.8000	6300.0	73	21817	No
78	GOM_NL__2PRFIN20060503_060808_000000362047_00220_21817_9504.N1	03-MAY-2006 06:08:08	Bright	36.000	49	1Alp UMi	1.9900	6300.0	72	21817	No
79	GOM_NL__2PRFIN20060503_061605_000000332047_00220_21817_9505.N1	03-MAY-2006 06:16:05	Bright	32.500	110	37Del Cas	2.6780	8900.0	65	21817	No
80	GOM_NL__2PRFIN20060503_061726_000000352047_00220_21817_9506.N1	03-MAY-2006 06:17:26	Bright	34.500	68	18Alp Cas	2.2250	4500.0	69	21817	No
81	GOM_NL__2PRFIN20060503_064320_000000452047_00220_21817_9507.N1	03-MAY-2006 06:43:20	Dark	45.000	18	24Alp PsA	1.1660	9700.0	90	21817	No
82	GOM_NL__2PRFIN20060503_064908_000000422047_00220_21817_9508.N1	03-MAY-2006 06:49:08	Dark	42.000	31	Alp Gru	1.7340	15200.	84	21817	No
83	GOM_NL__2PRFIN20060503_065139_000000472047_00221_21818_9489.N1	03-MAY-2006 06:51:39	Dark	46.500	148	Alp Tuc	2.8780	4100.0	93	21818	No
84	GOM_NL__2PRFIN20060503_070107_000000422047_00221_21818_9490.N1	03-MAY-2006 07:01:07	Straylight	42.000	43	Alp TrA	1.9100	4250.0	84	21818	No
85	GOM_NL__2PRFIN20060503_070319_000000392047_00221_21818_9491.N1	03-MAY-2006 07:03:19	Straylight	38.500	134	Bet TrA	2.8100	6600.0	77	21818	No
86	GOM_NL__2PRFIN20060503_070519_000000432047_00221_21818_9492.N1	03-MAY-2006 07:05:19	Straylight	42.500	4	Alp1Cen	-0.010000	5800.0	85	21818	No
87	GOM_NL__2PRFIN20060503_070846_000000412047_00221_21818_9493.N1	03-MAY-2006 07:08:46	Straylight	40.500	78	Alp Lup	2.3040	28000.	81	21818	No
88	GOM_NL__2PRFIN20060503_071018_000000382047_00221_21818_9494.N1	03-MAY-2006 07:10:18	Straylight	37.500	81	Eta Cen	2.3560	28000.	75	21818	No
89	GOM_NL__2PRFIN20060503_071222_000000412047_00221_21818_9495.N1	03-MAY-2006 07:12:22	Tw_i_and_stray	40.500	54	5The Cen	2.0550	4500.0	81	21818	No
90	GOM_NL__2PRFIN20060503_071637_000000372047_00221_21818_9496.N1	03-MAY-2006 07:16:37	Bright	37.000	169	46Gam Hya	2.9910	4700.0	74	21818	No
91	GOM_NL__2PRFIN20060503_071955_000000392047_00221_21818_9497.N1	03-MAY-2006 07:19:55	Bright	39.000	15	67Alp Vir	0.97600	28000.	78	21818	No
92	GOM_NL__2PRFIN20060503_072300_000000362047_00221_21818_9498.N1	03-MAY-2006 07:23:00	Bright	36.000	121	29Gam Vir	2.7400	7200.0	72	21818	No
93	GOM_NL__2PRFIN20060503_072617_000000352047_00221_21818_9499.N1	03-MAY-2006 07:26:17	Bright	35.000	138	47Eps Vir	2.8280	4700.0	70	21818	No
94	GOM_NL__2PRFIN20060503_073359_000000352047_00221_21818_9500.N1	03-MAY-2006 07:33:59	Bright	35.000	152	12Alp2CVn	2.8900	11000.	70	21818	No
95	GOM_NL__2PRFIN20060503_073837_000000362047_00221_21818_9501.N1	03-MAY-2006 07:38:37	Bright	35.500	87	64Gam UMa	2.4330	11000.	71	21818	No
96	GOM_NL__2PRFIN20060503_074005_000000362047_00221_21818_9502.N1	03-MAY-2006 07:40:05	Bright	35.500	82	48Bet UMa	2.3650	10600.	71	21818	No
97	GOM_NL__2PRFIN20060503_074122_000000342047_00221_21818_9503.N1	03-MAY-2006 07:41:22	Bright	34.000	36	50Alp UMa	1.8000	6300.0	68	21818	No
98	GOM_NL__2PRFIN20060503_074844_000000362047_00221_21818_9504.N1	03-MAY-2006 07:48:44	Bright	35.500	49	1Alp UMi	1.9900	6300.0	71	21818	No
99	GOM_NL__2PRFIN20060503_075641_000000412047_00221_21818_9505.N1	03-MAY-2006 07:56:41	Bright	41.000	110	37Del Cas	2.6780	8900.0	82	21818	No
100	GOM_NL__2PRFIN20060503_075802_000000352047_00221_21818_9506.N1	03-MAY-2006 07:58:02	Bright	35.000	68	18Alp Cas	2.2250	4500.0	70	21818	No
101	GOM_NL__2PRFIN20060503_082357_000000452047_00221_21818_9507.N1	03-MAY-2006 08:23:57	Dark	44.500	18	24Alp PsA	1.1660	9700.0	89	21818	No

102	GOM_NL__2PRFIN20060503_082945_000000452047_00221_21818_9508.N1	03-MAY-2006 08:29:45	Dark	45.000	31	Alp Gru	1.7340	15200.	90	21818	No
103	GOM_NL__2PRFIN20060503_083216_000000432047_00222_21819_9490.N1	03-MAY-2006 08:32:16	Dark	42.500	148	Alp Tuc	2.8780	4100.0	85	21819	No
104	GOM_NL__2PRFIN20060503_084143_000000392047_00222_21819_9491.N1	03-MAY-2006 08:41:43	Straylight	38.500	43	Alp TrA	1.9100	4250.0	77	21819	No
105	GOM_NL__2PRFIN20060503_084355_000000392047_00222_21819_9492.N1	03-MAY-2006 08:43:55	Straylight	39.000	134	Bet TrA	2.8100	6600.0	78	21819	No
106	GOM_NL__2PRFIN20060503_084555_000000502047_00222_21819_9493.N1	03-MAY-2006 08:45:55	Straylight	49.500	4	Alp1Cen	-0.010000	5800.0	99	21819	No
107	GOM_NL__2PRFIN20060503_084922_000000412047_00222_21819_9494.N1	03-MAY-2006 08:49:22	Straylight	41.000	78	Alp Lup	2.3040	28000.	82	21819	No
108	GOM_NL__2PRFIN20060503_085054_000000402047_00222_21819_9495.N1	03-MAY-2006 08:50:54	Straylight	40.000	81	Eta Cen	2.3560	28000.	80	21819	No
109	GOM_NL__2PRFIN20060503_085258_000000422047_00222_21819_9496.N1	03-MAY-2006 08:52:58	Tw_i_and_stray	42.000	54	5The Cen	2.0550	4500.0	84	21819	No
110	GOM_NL__2PRFIN20060503_085713_000000372047_00222_21819_9497.N1	03-MAY-2006 08:57:13	Bright	37.000	169	46Gam Hya	2.9910	4700.0	74	21819	No
111	GOM_NL__2PRFIN20060503_090031_000000392047_00222_21819_9498.N1	03-MAY-2006 09:00:31	Bright	38.500	15	67Alp Vir	0.97600	28000.	77	21819	No
112	GOM_NL__2PRFIN20060503_090336_000000362047_00222_21819_9499.N1	03-MAY-2006 09:03:36	Bright	35.500	121	29Gam Vir	2.7400	7200.0	71	21819	No
113	GOM_NL__2PRFIN20060503_090653_000000362047_00222_21819_9500.N1	03-MAY-2006 09:06:53	Bright	35.500	138	47Eps Vir	2.8280	4700.0	71	21819	No
114	GOM_NL__2PRFIN20060503_091435_000000362047_00222_21819_9501.N1	03-MAY-2006 09:14:35	Bright	36.000	152	12Alp2CVn	2.8900	11000.	72	21819	No
115	GOM_NL__2PRFIN20060503_091913_000000362047_00222_21819_9502.N1	03-MAY-2006 09:19:13	Bright	35.500	87	64Gam UMa	2.4330	11000.	71	21819	No
116	GOM_NL__2PRFIN20060503_092041_000000362047_00222_21819_9503.N1	03-MAY-2006 09:20:41	Bright	35.500	82	48Bet UMa	2.3650	10600.	71	21819	No
117	GOM_NL__2PRFIN20060503_092158_000000362047_00222_21819_9504.N1	03-MAY-2006 09:21:58	Bright	35.500	36	50Alp UMa	1.8000	6300.0	71	21819	No
118	GOM_NL__2PRFIN20060503_092920_000000352047_00222_21819_9505.N1	03-MAY-2006 09:29:20	Bright	34.500	49	1Alp UMi	1.9900	6300.0	69	21819	No
119	GOM_NL__2PRFIN20060503_093718_000000402047_00222_21819_9506.N1	03-MAY-2006 09:37:18	Bright	39.500	110	37Del Cas	2.6780	8900.0	79	21819	No
120	GOM_NL__2PRFIN20060503_093838_000000342047_00222_21819_9507.N1	03-MAY-2006 09:38:38	Bright	34.000	68	18Alp Cas	2.2250	4500.0	68	21819	No
121	GOM_NL__2PRFIN20060503_100433_000000452047_00222_21819_9508.N1	03-MAY-2006 10:04:33	Dark	45.000	18	24Alp PsA	1.1660	9700.0	90	21819	No
122	GOM_NL__2PRFIN20060503_101021_000000402047_00222_21819_9509.N1	03-MAY-2006 10:10:21	Dark	39.500	31	Alp Gru	1.7340	15200.	79	21819	No
123	GOM_NL__2PRFIN20060503_101252_000000372047_00223_21820_9594.N1	03-MAY-2006 10:12:52	Dark	37.000	148	Alp Tuc	2.8780	4100.0	74	21820	No
124	GOM_NL__2PRFIN20060503_102219_000000412047_00223_21820_9595.N1	03-MAY-2006 10:22:19	Straylight	40.500	43	Alp TrA	1.9100	4250.0	81	21820	No
125	GOM_NL__2PRFIN20060503_102431_000000382047_00223_21820_9596.N1	03-MAY-2006 10:24:31	Straylight	37.500	134	Bet TrA	2.8100	6600.0	75	21820	No
126	GOM_NL__2PRFIN20060503_102632_000000422047_00223_21820_9597.N1	03-MAY-2006 10:26:32	Straylight	42.000	4	Alp1Cen	-0.010000	5800.0	84	21820	No
127	GOM_NL__2PRFIN20060503_102958_000000392047_00223_21820_9598.N1	03-MAY-2006 10:29:58	Straylight	38.500	78	Alp Lup	2.3040	28000.	77	21820	No
128	GOM_NL__2PRFIN20060503_103131_000000392047_00223_21820_9599.N1	03-MAY-2006 10:31:31	Straylight	39.000	81	Eta Cen	2.3560	28000.	78	21820	No
129	GOM_NL__2PRFIN20060503_103334_000000442047_00223_21820_9600.N1	03-MAY-2006 10:33:34	Tw_i_and_stray	44.000	54	5The Cen	2.0550	4500.0	88	21820	No
130	GOM_NL__2PRFIN20060503_103749_000000372047_00223_21820_9601.N1	03-MAY-2006 10:37:49	Bright	36.500	169	46Gam Hya	2.9910	4700.0	73	21820	No
131	GOM_NL__2PRFIN20060503_104107_000000372047_00223_21820_9602.N1	03-MAY-2006 10:41:07	Bright	37.000	15	67Alp Vir	0.97600	28000.	74	21820	No
132	GOM_NL__2PRFIN20060503_104412_000000362047_00223_21820_9603.N1	03-MAY-2006 10:44:12	Bright	35.500	121	29Gam Vir	2.7400	7200.0	71	21820	No
133	GOM_NL__2PRFIN20060503_104729_000000362047_00223_21820_9604.N1	03-MAY-2006 10:47:29	Bright	36.000	138	47Eps Vir	2.8280	4700.0	72	21820	No
134	GOM_NL__2PRFIN20060503_105510_000000342047_00223_21820_9605.N1	03-MAY-2006 10:55:10	Bright	34.000	152	12Alp2CVn	2.8900	11000.	68	21820	No
135	GOM_NL__2PRFIN20060503_105949_000000362047_00223_21820_9606.N1	03-MAY-2006 10:59:49	Bright	36.000	87	64Gam UMa	2.4330	11000.	72	21820	No
136	GOM_NL__2PRFIN20060503_110117_000000492047_00223_21820_9607.N1	03-MAY-2006 11:01:17	Bright	49.000	82	48Bet UMa	2.3650	10600.	98	21820	No
137	GOM_NL__2PRFIN20060503_110234_000000352047_00223_21820_9608.N1	03-MAY-2006 11:02:34	Bright	34.500	36	50Alp UMa	1.8000	6300.0	69	21820	No
138	GOM_NL__2PRFIN20060503_110955_000000332047_00223_21820_9609.N1	03-MAY-2006 11:09:55	Bright	32.500	49	1Alp UMi	1.9900	6300.0	65	21820	No
139	GOM_NL__2PRFIN20060503_111754_000000382047_00223_21820_9610.N1	03-MAY-2006 11:17:54	Bright	38.000	110	37Del Cas	2.6780	8900.0	76	21820	No
140	GOM_NL__2PRFIN20060503_111914_000000322047_00223_21820_9611.N1	03-MAY-2006 11:19:14	Bright	32.000	68	18Alp Cas	2.2250	4500.0	64	21820	No
141	GOM_NL__2PRFIN20060503_114510_000000452047_00223_21820_9612.N1	03-MAY-2006 11:45:10	Dark	44.500	18	24Alp PsA	1.1660	9700.0	89	21820	No
142	GOM_NL__2PRFIN20060503_115058_000000472047_00223_21820_9613.N1	03-MAY-2006 11:50:58	Dark	46.500	31	Alp Gru	1.7340	15200.	93	21820	No
143	GOM_NL__2PRFIN20060503_115328_000000392047_00224_21821_9595.N1	03-MAY-2006 11:53:28	Dark	38.500	148	Alp Tuc	2.8780	4100.0	77	21821	No
144	GOM_NL__2PRFIN20060503_120256_000000412047_00224_21821_9596.N1	03-MAY-2006 12:02:56	Straylight	40.500	43	Alp TrA	1.9100	4250.0	81	21821	No
145	GOM_NL__2PRFIN20060503_120507_000000372047_00224_21821_9597.N1	03-MAY-2006 12:05:07	Straylight	36.500	134	Bet TrA	2.8100	6600.0	73	21821	No
146	GOM_NL__2PRFIN20060503_120708_000000422047_00224_21821_9598.N1	03-MAY-2006 12:07:08	Straylight	41.500	4	Alp1Cen	-0.010000	5800.0	83	21821	No
147	GOM_NL__2PRFIN20060503_121035_000000372047_00224_21821_9599.N1	03-MAY-2006 12:10:35	Straylight	37.000	78	Alp Lup	2.3040	28000.	74	21821	No
148	GOM_NL__2PRFIN20060503_121207_000000392047_00224_21821_9600.N1	03-MAY-2006 12:12:07	Straylight	39.000	81	Eta Cen	2.3560	28000.	78	21821	No
149	GOM_NL__2PRFIN20060503_121410_000000462047_00224_21821_9601.N1	03-MAY-2006 12:14:10	Tw_i_and_stray	46.000	54	5The Cen	2.0550	4500.0	92	21821	No
150	GOM_NL__2PRFIN20060503_121825_000000352047_00224_21821_9602.N1	03-MAY-2006 12:18:25	Bright	34.500	169	46Gam Hya	2.9910	4700.0	69	21821	No
151	GOM_NL__2PRFIN20060503_122143_000000382047_00224_21821_9603.N1	03-MAY-2006 12:21:43	Bright	38.000	15	67Alp Vir	0.97600	28000.	76	21821	No
152	GOM_NL__2PRFIN20060503_122449_000000362047_00224_21821_9604.N1	03-MAY-2006 12:24:49	Bright	35.500	121	29Gam Vir	2.7400	7200.0	71	21821	No
153	GOM_NL__2PRFIN20060503_122805_000000362047_00224_21821_9605.N1	03-MAY-2006 12:28:05	Bright	35.500	138	47Eps Vir	2.8280	4700.0	71	21821	No
154	GOM_NL__2PRFIN20060503_123546_000000352047_00224_21821_9606.N1	03-MAY-2006 12:35:46	Bright	34.500	152	12Alp2CVn	2.8900	11000.	69	21821	No
155	GOM_NL__2PRFIN20060503_124025_000000362047_00224_21821_9607.N1	03-MAY-2006 12:40:25	Bright	35.500	87	64Gam UMa	2.4330	11000.	71	21821	No
156	GOM_NL__2PRFIN20060503_124153_000000362047_00224_21821_9608.N1	03-MAY-2006 12:41:53	Bright	36.000	82	48Bet UMa	2.3650	10600.	72	21821	No
157	GOM_NL__2PRFIN20060503_124311_000000362047_00224_21821_9609.N1	03-MAY-2006 12:43:11	Bright	36.000	36	50Alp UMa	1.8000	6300.0	72	21821	No
158	GOM_NL__2PRFIN20060503_125031_000000332047_00224_21821_9610.N1	03-MAY-2006 12:50:31	Bright	33.000	49	1Alp UMi	1.9900	6300.0	66	21821	No
159	GOM_NL__2PRFIN20060503_125830_000000332047_00224_21821_9611.N1	03-MAY-2006 12:58:30	Bright	33.000	110	37Del Cas	2.6780	8900.0	66	21821	No
160	GOM_NL__2PRFIN20060503_125950_000000362047_00224_21821_9612.N1	03-MAY-2006 12:59:50	Bright	35.500	68	18Alp Cas	2.2250	4500.0	71	21821	No



161	GOM_NL__2PRFIN20060503_132546_000000452047_00224_21821_9613.N1	03-MAY-2006 13:25:46	Dark	44.500	18	24Alp PsA	1.1660	9700.0	89	21821	No
162	GOM_NL__2PRFIN20060503_133134_000000472047_00224_21821_9614.N1	03-MAY-2006 13:31:34	Dark	46.500	31	Alp Gru	1.7340	15200.	93	21821	No
163	GOM_NL__2PRFIN20060503_133405_000000382047_00225_21822_9488.N1	03-MAY-2006 13:34:05	Dark	37.500	148	Alp Tuc	2.8780	4100.0	75	21822	No
164	GOM_NL__2PRFIN20060503_134332_000000482047_00225_21822_9489.N1	03-MAY-2006 13:43:32	Straylight	47.500	43	Alp TrA	1.9100	4250.0	95	21822	No
165	GOM_NL__2PRFIN20060503_134544_000000382047_00225_21822_9490.N1	03-MAY-2006 13:45:44	Straylight	37.500	134	Bet TrA	2.8100	6600.0	75	21822	No
166	GOM_NL__2PRFIN20060503_134744_000000432047_00225_21822_9491.N1	03-MAY-2006 13:47:44	Straylight	42.500	4	Alp1Cen	-0.010000	5800.0	85	21822	No
167	GOM_NL__2PRFIN20060503_135111_000000372047_00225_21822_9492.N1	03-MAY-2006 13:51:11	Straylight	36.500	78	Alp Lup	2.3040	28000.	73	21822	No
168	GOM_NL__2PRFIN20060503_135243_000000412047_00225_21822_9493.N1	03-MAY-2006 13:52:43	Straylight	41.000	81	Eta Cen	2.3560	28000.	82	21822	No
169	GOM_NL__2PRFIN20060503_135446_000000482047_00225_21822_9494.N1	03-MAY-2006 13:54:46	Tw_i_and_stray	47.500	54	5The Cen	2.0550	4500.0	95	21822	No
170	GOM_NL__2PRFIN20060503_135901_000000372047_00225_21822_9495.N1	03-MAY-2006 13:59:01	Bright	36.500	169	46Gam Hya	2.9910	4700.0	73	21822	No
171	GOM_NL__2PRFIN20060503_140219_000000382047_00225_21822_9496.N1	03-MAY-2006 14:02:19	Bright	37.500	15	67Alp Vir	0.97600	28000.	75	21822	No
172	GOM_NL__2PRFIN20060503_140525_000000362047_00225_21822_9497.N1	03-MAY-2006 14:05:25	Bright	36.000	121	29Gam Vir	2.7400	7200.0	72	21822	No
173	GOM_NL__2PRFIN20060503_140841_000000352047_00225_21822_9498.N1	03-MAY-2006 14:08:41	Bright	34.500	138	47Eps Vir	2.8280	4700.0	69	21822	No
174	GOM_NL__2PRFIN20060503_141622_000000342047_00225_21822_9499.N1	03-MAY-2006 14:16:22	Bright	34.000	152	12Alp2CVn	2.8900	11000.	68	21822	No
175	GOM_NL__2PRFIN20060503_142101_000000372047_00225_21822_9500.N1	03-MAY-2006 14:21:01	Bright	36.500	87	64Gam UMa	2.4330	11000.	73	21822	No
176	GOM_NL__2PRFIN20060503_142230_000000362047_00225_21822_9501.N1	03-MAY-2006 14:22:30	Bright	35.500	82	48Bet UMa	2.3650	10600.	71	21822	No
177	GOM_NL__2PRFIN20060503_142347_000000382047_00225_21822_9502.N1	03-MAY-2006 14:23:47	Bright	37.500	36	50Alp UMa	1.8000	6300.0	75	21822	No
178	GOM_NL__2PRFIN20060503_143107_000000332047_00225_21822_9503.N1	03-MAY-2006 14:31:07	Bright	32.500	49	1Alp UMi	1.9900	6300.0	65	21822	No
179	GOM_NL__2PRFIN20060503_143906_000000332047_00225_21822_9504.N1	03-MAY-2006 14:39:06	Bright	32.500	110	37Del Cas	2.6780	8900.0	65	21822	No
180	GOM_NL__2PRFIN20060503_144026_000000342047_00225_21822_9505.N1	03-MAY-2006 14:40:26	Bright	34.000	68	18Alp Cas	2.2250	4500.0	68	21822	No
181	GOM_NL__2PRFIN20060503_150623_000000482047_00225_21822_9506.N1	03-MAY-2006 15:06:23	Dark	47.500	18	24Alp PsA	1.1660	9700.0	95	21822	No
182	GOM_NL__2PRFIN20060503_151211_000000462047_00225_21822_9507.N1	03-MAY-2006 15:12:11	Dark	45.500	31	Alp Gru	1.7340	15200.	91	21822	No
183	GOM_NL__2PRFIN20060503_151441_000000452047_00226_21823_9488.N1	03-MAY-2006 15:14:41	Dark	45.000	148	Alp Tuc	2.8780	4100.0	90	21823	No
184	GOM_NL__2PRFIN20060503_152408_000000412047_00226_21823_9489.N1	03-MAY-2006 15:24:08	Straylight	40.500	43	Alp TrA	1.9100	4250.0	81	21823	No
185	GOM_NL__2PRFIN20060503_152620_000000372047_00226_21823_9490.N1	03-MAY-2006 15:26:20	Straylight	36.500	134	Bet TrA	2.8100	6600.0	73	21823	No
186	GOM_NL__2PRFIN20060503_152820_000000482047_00226_21823_9491.N1	03-MAY-2006 15:28:20	Straylight	47.500	4	Alp1Cen	-0.010000	5800.0	95	21823	No
187	GOM_NL__2PRFIN20060503_153147_000000412047_00226_21823_9492.N1	03-MAY-2006 15:31:47	Straylight	40.500	78	Alp Lup	2.3040	28000.	81	21823	No
188	GOM_NL__2PRFIN20060503_153319_000000392047_00226_21823_9493.N1	03-MAY-2006 15:33:19	Straylight	39.000	81	Eta Cen	2.3560	28000.	78	21823	No
189	GOM_NL__2PRFIN20060503_153522_000000412047_00226_21823_9494.N1	03-MAY-2006 15:35:22	Tw_i_and_stray	41.000	54	5The Cen	2.0550	4500.0	82	21823	No
190	GOM_NL__2PRFIN20060503_153937_000000382047_00226_21823_9495.N1	03-MAY-2006 15:39:37	Bright	38.000	169	46Gam Hya	2.9910	4700.0	76	21823	No
191	GOM_NL__2PRFIN20060503_154255_000000392047_00226_21823_9496.N1	03-MAY-2006 15:42:55	Bright	39.000	15	67Alp Vir	0.97600	28000.	78	21823	No
192	GOM_NL__2PRFIN20060503_154601_000000362047_00226_21823_9497.N1	03-MAY-2006 15:46:01	Bright	35.500	121	29Gam Vir	2.7400	7200.0	71	21823	No
193	GOM_NL__2PRFIN20060503_154917_000000352047_00226_21823_9498.N1	03-MAY-2006 15:49:17	Bright	35.000	138	47Eps Vir	2.8280	4700.0	70	21823	No
194	GOM_NL__2PRFIN20060503_155658_000000352047_00226_21823_9499.N1	03-MAY-2006 15:56:58	Bright	35.000	152	12Alp2CVn	2.8900	11000.	70	21823	No
195	GOM_NL__2PRFIN20060503_160137_000000362047_00226_21823_9500.N1	03-MAY-2006 16:01:37	Bright	36.000	87	64Gam UMa	2.4330	11000.	72	21823	No
196	GOM_NL__2PRFIN20060503_160306_000000352047_00226_21823_9501.N1	03-MAY-2006 16:03:06	Bright	34.500	82	48Bet UMa	2.3650	10600.	69	21823	No
197	GOM_NL__2PRFIN20060503_160423_000000372047_00226_21823_9502.N1	03-MAY-2006 16:04:23	Bright	37.000	36	50Alp UMa	1.8000	6300.0	74	21823	No
198	GOM_NL__2PRFIN20060503_161143_000000362047_00226_21823_9503.N1	03-MAY-2006 16:11:43	Bright	35.500	49	1Alp UMi	1.9900	6300.0	71	21823	No
199	GOM_NL__2PRFIN20060503_161942_000000332047_00226_21823_9504.N1	03-MAY-2006 16:19:42	Bright	33.000	110	37Del Cas	2.6780	8900.0	66	21823	No
200	GOM_NL__2PRFIN20060503_162102_000000332047_00226_21823_9505.N1	03-MAY-2006 16:21:02	Bright	33.000	68	18Alp Cas	2.2250	4500.0	66	21823	No
201	GOM_NL__2PRFIN20060503_164659_000000462047_00226_21823_9506.N1	03-MAY-2006 16:46:59	Dark	45.500	18	24Alp PsA	1.1660	9700.0	91	21823	No
202	GOM_NL__2PRFIN20060503_165247_000000412047_00226_21823_9507.N1	03-MAY-2006 16:52:47	Dark	41.000	31	Alp Gru	1.7340	15200.	82	21823	No
203	GOM_NL__2PRFIN20060503_165517_000000392047_00227_21824_9488.N1	03-MAY-2006 16:55:17	Dark	38.500	148	Alp Tuc	2.8780	4100.0	77	21824	No
204	GOM_NL__2PRFIN20060503_170444_000000392047_00227_21824_9489.N1	03-MAY-2006 17:04:44	Straylight	39.000	43	Alp TrA	1.9100	4250.0	78	21824	No
205	GOM_NL__2PRFIN20060503_170656_000000382047_00227_21824_9490.N1	03-MAY-2006 17:06:56	Straylight	37.500	134	Bet TrA	2.8100	6600.0	75	21824	No
206	GOM_NL__2PRFIN20060503_170856_000000472047_00227_21824_9491.N1	03-MAY-2006 17:08:56	Straylight	47.000	4	Alp1Cen	-0.010000	5800.0	94	21824	No
207	GOM_NL__2PRFIN20060503_171223_000000392047_00227_21824_9492.N1	03-MAY-2006 17:12:23	Straylight	39.000	78	Alp Lup	2.3040	28000.	78	21824	No
208	GOM_NL__2PRFIN20060503_171356_000000382047_00227_21824_9493.N1	03-MAY-2006 17:13:56	Straylight	37.500	81	Eta Cen	2.3560	28000.	75	21824	No
209	GOM_NL__2PRFIN20060503_171559_000000432047_00227_21824_9494.N1	03-MAY-2006 17:15:59	Tw_i_and_stray	43.000	54	5The Cen	2.0550	4500.0	86	21824	No
210	GOM_NL__2PRFIN20060503_172013_000000392047_00227_21824_9495.N1	03-MAY-2006 17:20:13	Bright	39.000	169	46Gam Hya	2.9910	4700.0	78	21824	No
211	GOM_NL__2PRFIN20060503_172331_000000382047_00227_21824_9496.N1	03-MAY-2006 17:23:31	Bright	37.500	15	67Alp Vir	0.97600	28000.	75	21824	No
212	GOM_NL__2PRFIN20060503_172637_000000372047_00227_21824_9497.N1	03-MAY-2006 17:26:37	Bright	36.500	121	29Gam Vir	2.7400	7200.0	73	21824	No
213	GOM_NL__2PRFIN20060503_172953_000000352047_00227_21824_9498.N1	03-MAY-2006 17:29:53	Bright	35.000	138	47Eps Vir	2.8280	4700.0	70	21824	No
214	GOM_NL__2PRFIN20060503_173734_000000342047_00227_21824_9499.N1	03-MAY-2006 17:37:34	Bright	34.000	152	12Alp2CVn	2.8900	11000.	68	21824	No
215	GOM_NL__2PRFIN20060503_174213_000000342047_00227_21824_9500.N1	03-MAY-2006 17:42:13	Bright	34.000	87	64Gam UMa	2.4330	11000.	68	21824	No
216	GOM_NL__2PRFIN20060503_174342_000000362047_00227_21824_9501.N1	03-MAY-2006 17:43:42	Bright	35.500	82	48Bet UMa	2.3650	10600.	71	21824	No
217	GOM_NL__2PRFIN20060503_174459_000000372047_00227_21824_9502.N1	03-MAY-2006 17:44:59	Bright	37.000	36	50Alp UMa	1.8000	6300.0	74	21824	No
218	GOM_NL__2PRFIN20060503_175219_000000372047_00227_21824_9503.N1	03-MAY-2006 17:52:19	Bright	36.500	49	1Alp UMi	1.9900	6300.0	73	21824	No
219	GOM_NL__2PRFIN20060503_180018_000000342047_00227_21824_9504.N1	03-MAY-2006 18:00:18	Bright	33.500	110	37Del Cas	2.6780	8900.0	67	21824	No

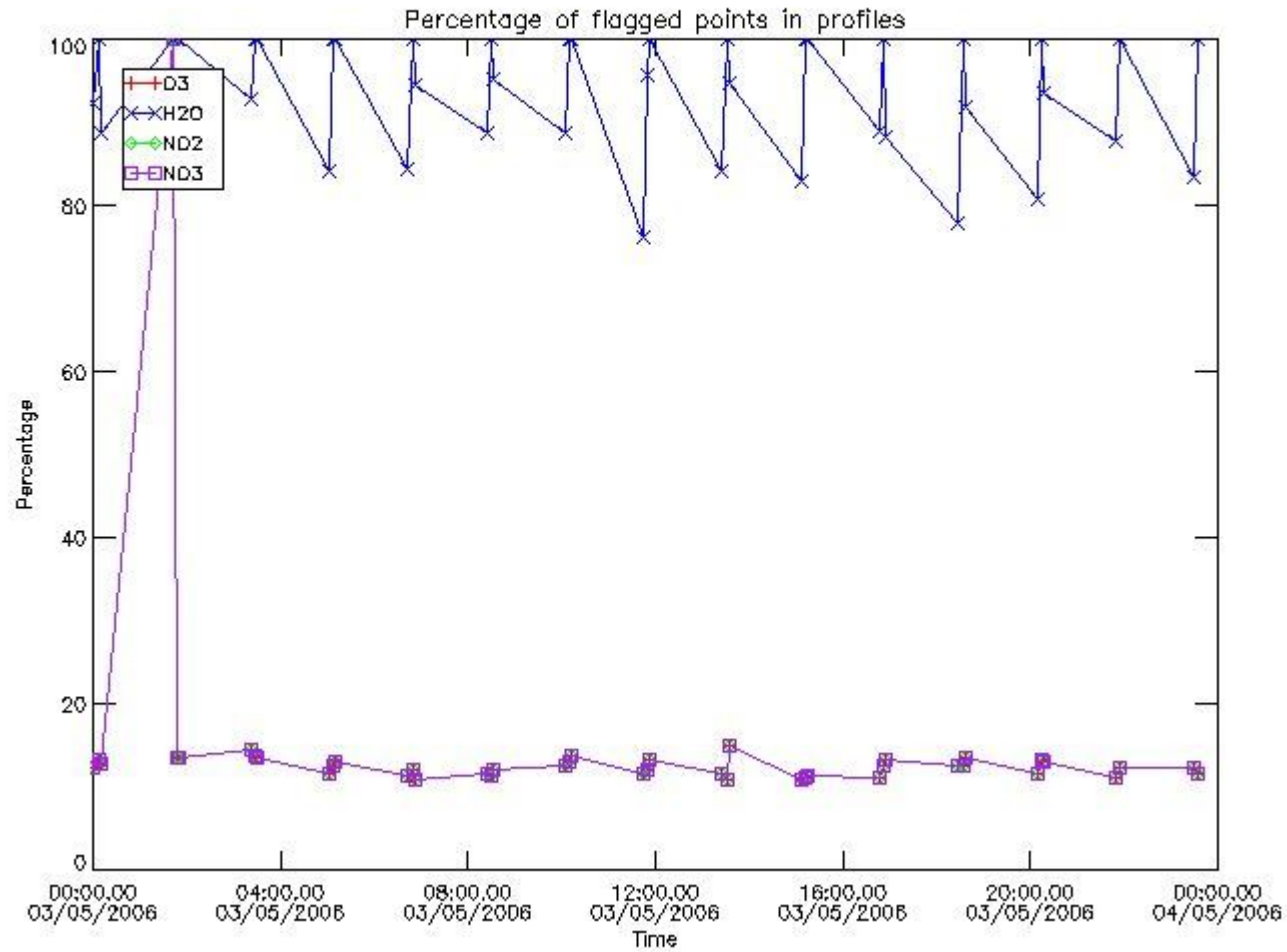
220	GOM_NL__2PRFIN20060503_180138_000000342047_00227_21824_9505.N1	03-MAY-2006 18:01:38	Bright	34.000	68	18Alp Cas	2.2250	4500.0	68	21824	No
221	GOM_NL__2PRFIN20060503_182736_000000412047_00227_21824_9506.N1	03-MAY-2006 18:27:36	Dark	41.000	18	24Alp PsA	1.1660	9700.0	82	21824	No
222	GOM_NL__2PRFIN20060503_183324_000000412047_00227_21824_9507.N1	03-MAY-2006 18:33:24	Dark	41.000	31	Alp Gru	1.7340	15200.	82	21824	No
223	GOM_NL__2PRFIN20060503_183554_000000382047_00228_21825_9488.N1	03-MAY-2006 18:35:54	Dark	37.500	148	Alp Tuc	2.8780	4100.0	75	21825	No
224	GOM_NL__2PRFIN20060503_184521_000000392047_00228_21825_9489.N1	03-MAY-2006 18:45:21	Straylight	38.500	43	Alp TrA	1.9100	4250.0	77	21825	No
225	GOM_NL__2PRFIN20060503_184733_000000382047_00228_21825_9490.N1	03-MAY-2006 18:47:33	Straylight	38.000	134	Bet TrA	2.8100	6600.0	76	21825	No
226	GOM_NL__2PRFIN20060503_184933_000000432047_00228_21825_9491.N1	03-MAY-2006 18:49:33	Straylight	43.000	4	Alp1Cen	-0.010000	5800.0	86	21825	No
227	GOM_NL__2PRFIN20060503_185300_000000382047_00228_21825_9492.N1	03-MAY-2006 18:53:00	Straylight	38.000	78	Alp Lup	2.3040	28000.	76	21825	No
228	GOM_NL__2PRFIN20060503_185432_000000402047_00228_21825_9493.N1	03-MAY-2006 18:54:32	Straylight	39.500	81	Eta Cen	2.3560	28000.	79	21825	No
229	GOM_NL__2PRFIN20060503_185635_000000452047_00228_21825_9494.N1	03-MAY-2006 18:56:35	Tw_i_and_stray	45.000	54	5The Cen	2.0550	4500.0	90	21825	No
230	GOM_NL__2PRFIN20060503_190049_000000352047_00228_21825_9495.N1	03-MAY-2006 19:00:49	Bright	35.000	169	46Gam Hya	2.9910	4700.0	70	21825	No
231	GOM_NL__2PRFIN20060503_190407_000000392047_00228_21825_9496.N1	03-MAY-2006 19:04:07	Bright	38.500	15	67Alp Vir	0.97600	28000.	77	21825	No
232	GOM_NL__2PRFIN20060503_190713_000000362047_00228_21825_9497.N1	03-MAY-2006 19:07:13	Bright	35.500	121	29Gam Vir	2.7400	7200.0	71	21825	No
233	GOM_NL__2PRFIN20060503_191029_000000352047_00228_21825_9498.N1	03-MAY-2006 19:10:29	Bright	35.000	138	47Eps Vir	2.8280	4700.0	70	21825	No
234	GOM_NL__2PRFIN20060503_191810_000000342047_00228_21825_9499.N1	03-MAY-2006 19:18:10	Bright	34.000	152	12Alp2CVn	2.8900	11000.	68	21825	No
235	GOM_NL__2PRFIN20060503_192250_000000362047_00228_21825_9500.N1	03-MAY-2006 19:22:50	Bright	36.000	87	64Gam UMa	2.4330	11000.	72	21825	No
236	GOM_NL__2PRFIN20060503_192419_000000362047_00228_21825_9501.N1	03-MAY-2006 19:24:19	Bright	36.000	82	48Bet UMa	2.3650	10600.	72	21825	No
237	GOM_NL__2PRFIN20060503_192536_000000342047_00228_21825_9502.N1	03-MAY-2006 19:25:36	Bright	34.000	36	50Alp UMa	1.8000	6300.0	68	21825	No
238	GOM_NL__2PRFIN20060503_193255_000000352047_00228_21825_9503.N1	03-MAY-2006 19:32:55	Bright	35.000	49	1Alp UMi	1.9900	6300.0	70	21825	No
239	GOM_NL__2PRFIN20060503_194054_000000322047_00228_21825_9504.N1	03-MAY-2006 19:40:54	Bright	31.500	110	37Del Cas	2.6780	8900.0	63	21825	No
240	GOM_NL__2PRFIN20060503_194214_000000342047_00228_21825_9505.N1	03-MAY-2006 19:42:14	Bright	33.500	68	18Alp Cas	2.2250	4500.0	67	21825	No
241	GOM_NL__2PRFIN20060503_200812_000000452047_00228_21825_9506.N1	03-MAY-2006 20:08:12	Dark	44.500	18	24Alp PsA	1.1660	9700.0	89	21825	No
242	GOM_NL__2PRFIN20060503_201401_000000392047_00228_21825_9507.N1	03-MAY-2006 20:14:01	Dark	38.500	31	Alp Gru	1.7340	15200.	77	21825	No
243	GOM_NL__2PRFIN20060503_201630_000000402047_00229_21826_9508.N1	03-MAY-2006 20:16:30	Dark	39.500	148	Alp Tuc	2.8780	4100.0	79	21826	No
244	GOM_NL__2PRFIN20060503_202557_000000412047_00229_21826_9509.N1	03-MAY-2006 20:25:57	Straylight	41.000	43	Alp TrA	1.9100	4250.0	82	21826	No
245	GOM_NL__2PRFIN20060503_202809_000000382047_00229_21826_9510.N1	03-MAY-2006 20:28:09	Straylight	37.500	134	Bet TrA	2.8100	6600.0	75	21826	No
246	GOM_NL__2PRFIN20060503_203009_000000452047_00229_21826_9511.N1	03-MAY-2006 20:30:09	Straylight	45.000	4	Alp1Cen	-0.010000	5800.0	90	21826	No
247	GOM_NL__2PRFIN20060503_203336_000000412047_00229_21826_9512.N1	03-MAY-2006 20:33:36	Straylight	40.500	78	Alp Lup	2.3040	28000.	81	21826	No
248	GOM_NL__2PRFIN20060503_203508_000000392047_00229_21826_9513.N1	03-MAY-2006 20:35:08	Straylight	39.000	81	Eta Cen	2.3560	28000.	78	21826	No
249	GOM_NL__2PRFIN20060503_203711_000000412047_00229_21826_9514.N1	03-MAY-2006 20:37:11	Tw_i_and_stray	41.000	54	5The Cen	2.0550	4500.0	82	21826	No
250	GOM_NL__2PRFIN20060503_204125_000000372047_00229_21826_9515.N1	03-MAY-2006 20:41:25	Bright	37.000	169	46Gam Hya	2.9910	4700.0	74	21826	No
251	GOM_NL__2PRFIN20060503_204443_000000392047_00229_21826_9516.N1	03-MAY-2006 20:44:43	Bright	38.500	15	67Alp Vir	0.97600	28000.	77	21826	No
252	GOM_NL__2PRFIN20060503_204749_000000372047_00229_21826_9517.N1	03-MAY-2006 20:47:49	Bright	36.500	121	29Gam Vir	2.7400	7200.0	73	21826	No
253	GOM_NL__2PRFIN20060503_205105_000000352047_00229_21826_9518.N1	03-MAY-2006 20:51:05	Bright	35.000	138	47Eps Vir	2.8280	4700.0	70	21826	No
254	GOM_NL__2PRFIN20060503_205846_000000352047_00229_21826_9519.N1	03-MAY-2006 20:58:46	Bright	35.000	152	12Alp2CVn	2.8900	11000.	70	21826	No
255	GOM_NL__2PRFIN20060503_210326_000000342047_00229_21826_9520.N1	03-MAY-2006 21:03:26	Bright	34.000	87	64Gam UMa	2.4330	11000.	68	21826	No
256	GOM_NL__2PRFIN20060503_210455_000000362047_00229_21826_9521.N1	03-MAY-2006 21:04:55	Bright	35.500	82	48Bet UMa	2.3650	10600.	71	21826	No
257	GOM_NL__2PRFIN20060503_210612_000000372047_00229_21826_9522.N1	03-MAY-2006 21:06:12	Bright	37.000	36	50Alp UMa	1.8000	6300.0	74	21826	No
258	GOM_NL__2PRFIN20060503_211331_000000372047_00229_21826_9523.N1	03-MAY-2006 21:13:31	Bright	36.500	49	1Alp UMi	1.9900	6300.0	73	21826	No
259	GOM_NL__2PRFIN20060503_212130_000000332047_00229_21826_9524.N1	03-MAY-2006 21:21:30	Bright	32.500	110	37Del Cas	2.6780	8900.0	65	21826	No
260	GOM_NL__2PRFIN20060503_212250_000000522047_00229_21826_9525.N1	03-MAY-2006 21:22:50	Bright	51.500	68	18Alp Cas	2.2250	4500.0	103	21826	No
261	GOM_NL__2PRFIN20060503_214849_000000462047_00229_21826_9526.N1	03-MAY-2006 21:48:49	Dark	45.500	18	24Alp PsA	1.1660	9700.0	91	21826	No
262	GOM_NL__2PRFIN20060503_215437_000000422047_00229_21826_9527.N1	03-MAY-2006 21:54:37	Dark	41.500	31	Alp Gru	1.7340	15200.	83	21826	No
263	GOM_NL__2PRFIN20060503_220633_000000402047_00230_21827_9508.N1	03-MAY-2006 22:06:33	Straylight	40.000	43	Alp TrA	1.9100	4250.0	80	21827	No
264	GOM_NL__2PRFIN20060503_220845_000000382047_00230_21827_9509.N1	03-MAY-2006 22:08:45	Straylight	37.500	134	Bet TrA	2.8100	6600.0	75	21827	No
265	GOM_NL__2PRFIN20060503_221045_000000462047_00230_21827_9510.N1	03-MAY-2006 22:10:45	Straylight	46.000	4	Alp1Cen	-0.010000	5800.0	92	21827	No
266	GOM_NL__2PRFIN20060503_221412_000000402047_00230_21827_9511.N1	03-MAY-2006 22:14:12	Straylight	40.000	78	Alp Lup	2.3040	28000.	80	21827	No
267	GOM_NL__2PRFIN20060503_221544_000000412047_00230_21827_9512.N1	03-MAY-2006 22:15:44	Straylight	40.500	81	Eta Cen	2.3560	28000.	81	21827	No
268	GOM_NL__2PRFIN20060503_221747_000000432047_00230_21827_9513.N1	03-MAY-2006 22:17:47	Tw_i_and_stray	43.000	54	5The Cen	2.0550	4500.0	86	21827	No
269	GOM_NL__2PRFIN20060503_222201_000000392047_00230_21827_9514.N1	03-MAY-2006 22:22:01	Bright	38.500	169	46Gam Hya	2.9910	4700.0	77	21827	No
270	GOM_NL__2PRFIN20060503_222519_000000392047_00230_21827_9515.N1	03-MAY-2006 22:25:19	Bright	39.000	15	67Alp Vir	0.97600	28000.	78	21827	No
271	GOM_NL__2PRFIN20060503_222825_000000362047_00230_21827_9516.N1	03-MAY-2006 22:28:25	Bright	36.000	121	29Gam Vir	2.7400	7200.0	72	21827	No
272	GOM_NL__2PRFIN20060503_223141_000000352047_00230_21827_9517.N1	03-MAY-2006 22:31:41	Bright	35.000	138	47Eps Vir	2.8280	4700.0	70	21827	No
273	GOM_NL__2PRFIN20060503_223922_000000342047_00230_21827_9518.N1	03-MAY-2006 22:39:22	Bright	34.000	152	12Alp2CVn	2.8900	11000.	68	21827	No
274	GOM_NL__2PRFIN20060503_224402_000000352047_00230_21827_9519.N1	03-MAY-2006 22:44:02	Bright	35.000	87	64Gam UMa	2.4330	11000.	70	21827	No
275	GOM_NL__2PRFIN20060503_224531_000000372047_00230_21827_9520.N1	03-MAY-2006 22:45:31	Bright	37.000	82	48Bet UMa	2.3650	10600.	74	21827	No
276	GOM_NL__2PRFIN20060503_224648_000000392047_00230_21827_9521.N1	03-MAY-2006 22:46:48	Bright	38.500	36	50Alp UMa	1.8000	6300.0	77	21827	No
277	GOM_NL__2PRFIN20060503_225407_000000362047_00230_21827_9522.N1	03-MAY-2006 22:54:07	Bright	36.000	49	1Alp UMi	1.9900	6300.0	72	21827	No
278	GOM_NL__2PRFIN20060503_230206_000000332047_00230_21827_9523.N1	03-MAY-2006 23:02:06	Bright	33.000	110	37Del Cas	2.6780	8900.0	66	21827	No

279	GOM_NL__2PRFIN20060503_230326_000000342047_00230_21827_9524.N1	03-MAY-2006 23:03:26	Bright	33.500	68	18Alp Cas	2.2250	4500.0	67	21827	No
280	GOM_NL__2PRFIN20060503_232925_000000462047_00230_21827_9525.N1	03-MAY-2006 23:29:25	Dark	45.500	18	24Alp PsA	1.1660	9700.0	91	21827	No
281	GOM_NL__2PRFIN20060503_233513_000000442047_00230_21827_9526.N1	03-MAY-2006 23:35:13	Dark	44.000	31	Alp Gru	1.7340	15200.	88	21827	No
282	GOM_NL__2PRFIN20060503_234710_000000422047_00231_21828_9508.N1	03-MAY-2006 23:47:10	Straylight	42.000	43	Alp TrA	1.9100	4250.0	84	21828	No
283	GOM_NL__2PRFIN20060503_234921_000000402047_00231_21828_9509.N1	03-MAY-2006 23:49:21	Straylight	39.500	134	Bet TrA	2.8100	6600.0	79	21828	No
284	GOM_NL__2PRFIN20060503_235121_000000512047_00231_21828_9510.N1	03-MAY-2006 23:51:21	Straylight	50.500	4	Alp1Cen	-0.010000	5800.0	101	21828	No
285	GOM_NL__2PRFIN20060503_235448_000000412047_00231_21828_9511.N1	03-MAY-2006 23:54:48	Straylight	40.500	78	Alp Lup	2.3040	28000.	81	21828	No
286	GOM_NL__2PRFIN20060503_235620_000000412047_00231_21828_9512.N1	03-MAY-2006 23:56:20	Straylight	40.500	81	Eta Cen	2.3560	28000.	81	21828	No
287	GOM_NL__2PRFIN20060503_235823_000000472047_00231_21828_9513.N1	03-MAY-2006 23:58:23	Twilight_stray	46.500	54	5The Cen	2.0550	4500.0	93	21828	No

### 3. Quality information per product

In this section it is plotted some information contained in the Quality Summary data set of the level 2 products. Only products in dark limb conditions and without errors (error flag in the MPH set to "0") are used.

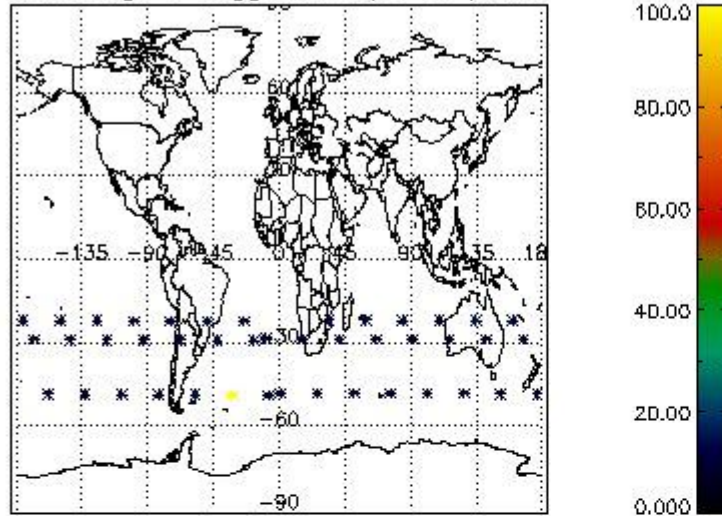
#### 3.1 Plot quality information per product (time dependant)



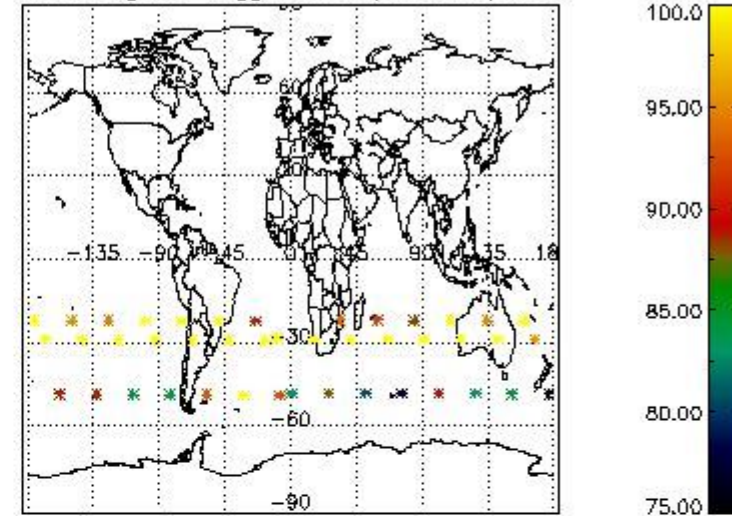
#### 3.2 Plot quality information per product (world map)



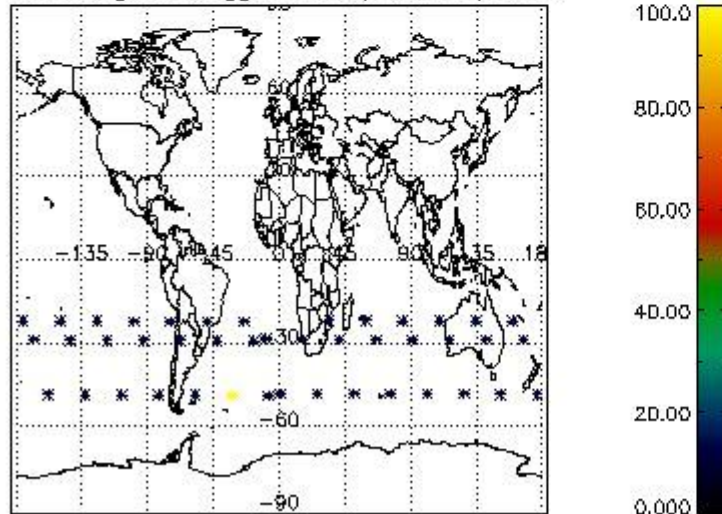
Percentage of flagged data per O3 profile



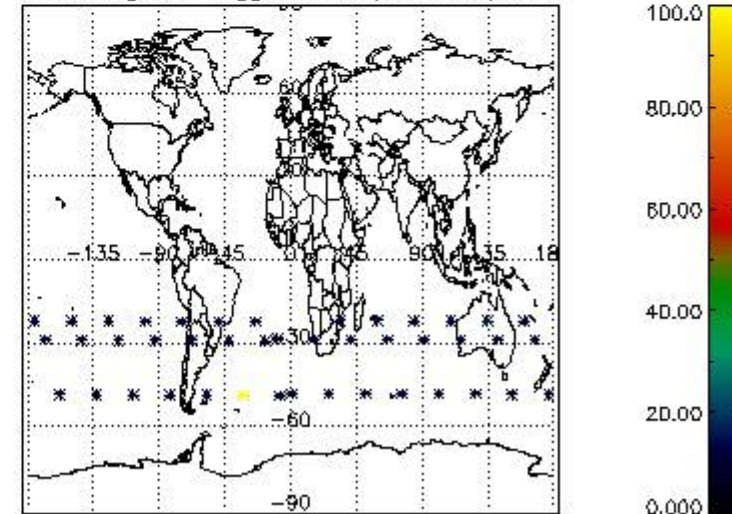
Percentage of flagged data per H2O profile



Percentage of flagged data per NO2 profile



Percentage of flagged data per NO3 profile



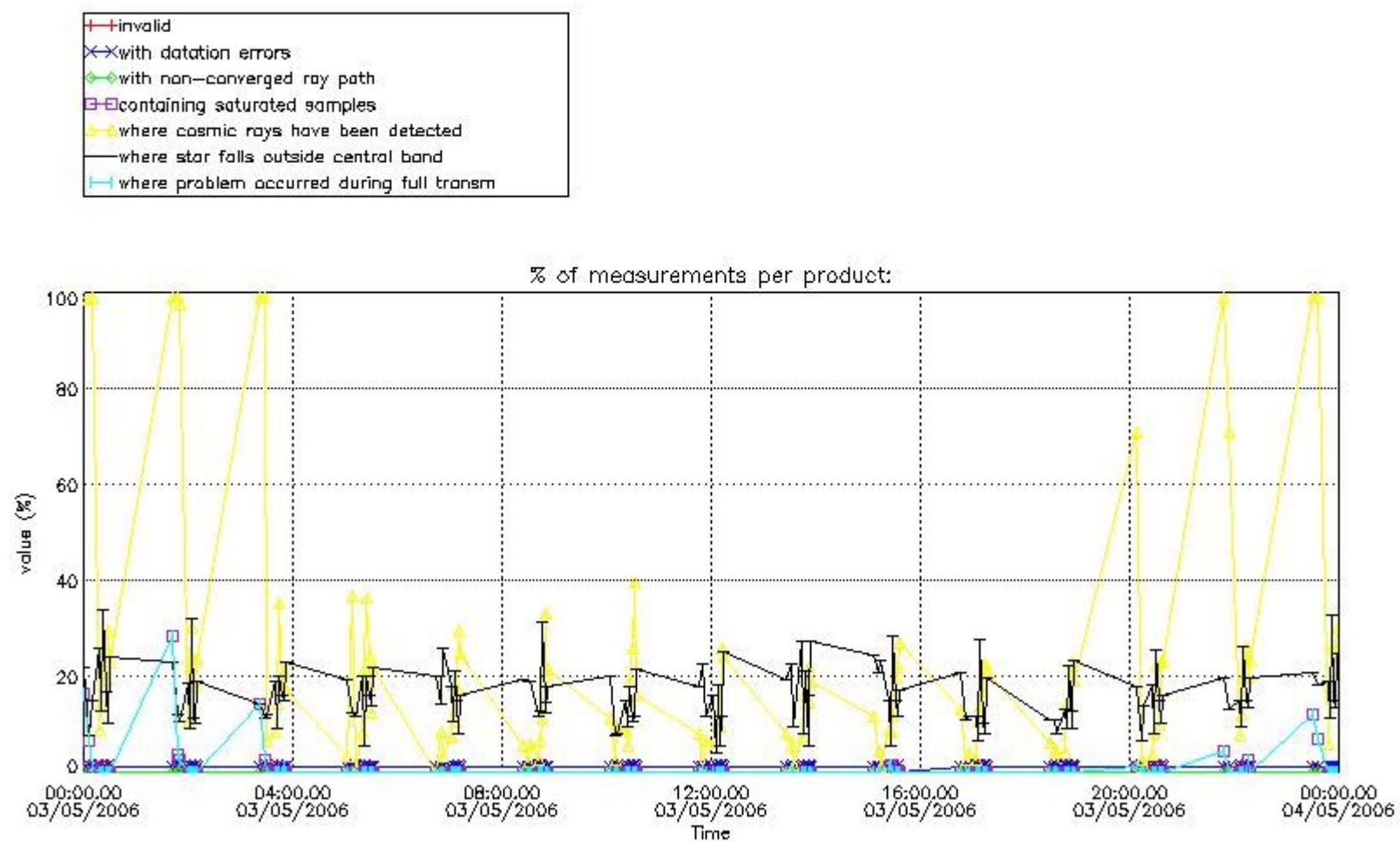
#### 4. Level 1 quality information per product

In this section it is plotted some information contained in the Quality Summary data set of the level 2 products that comes from the level 1b processing. Products without errors (error flag in the MPH set to "0") are used.

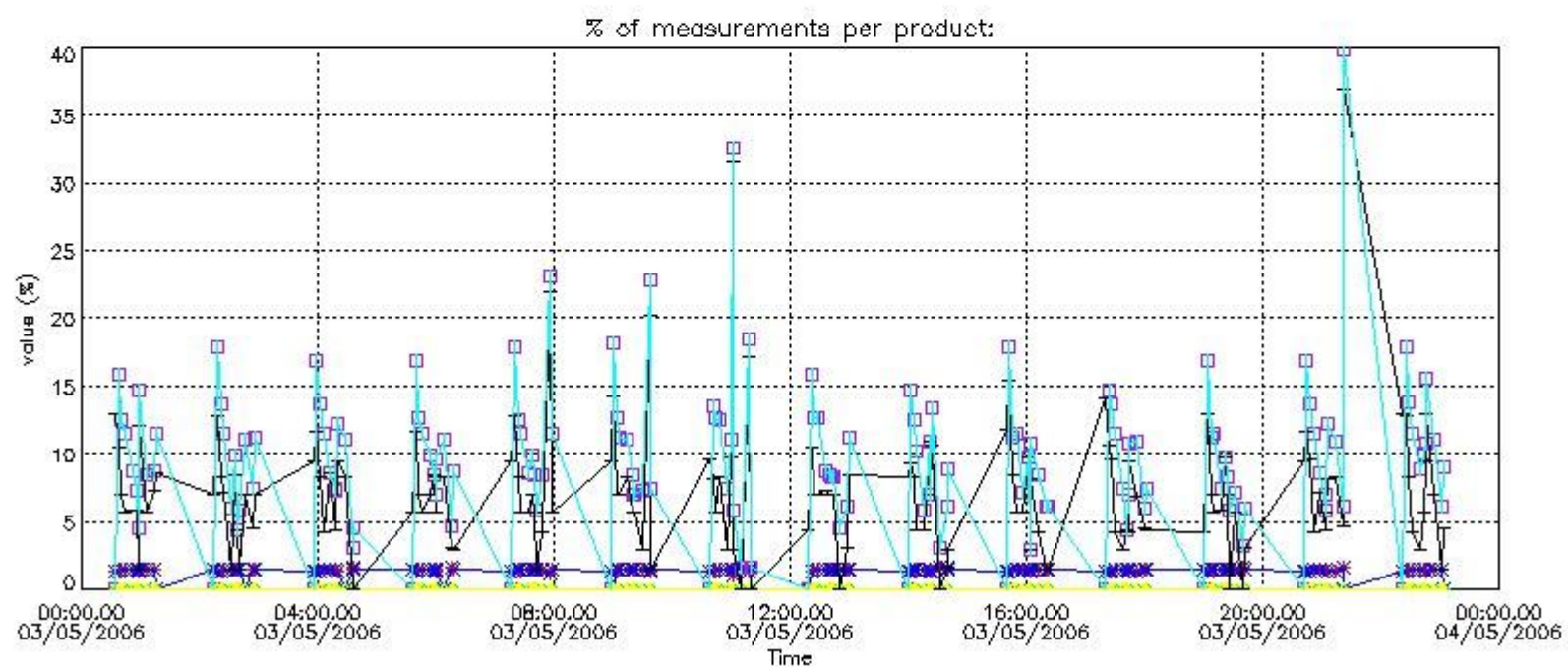
##### 4.1 Plot quality information per product (time dependant) coming from level 1b processing

###### 4.1.1 Plot level 1 quality information per product (time dependant): ENVISAT ASCENDING passes





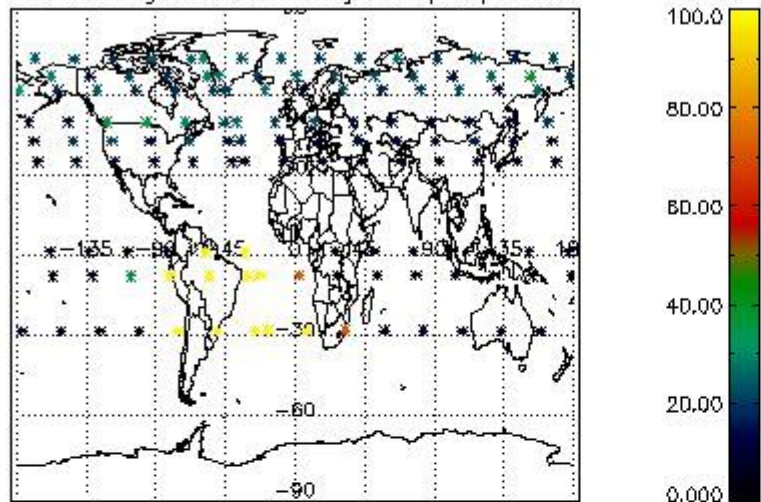
4.1.2 Plot level 1 quality information per product (time dependant): ENVI SAT DESCENDING passes



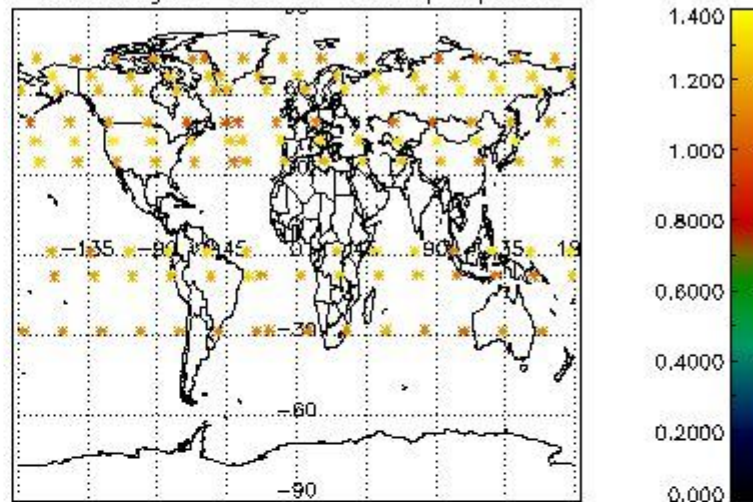
4.2 Plot quality information per product coming from level 1b processing (world map)

4.2.1 Plot level 1 quality information per product (world map): ENVISAT ASCENDING passes

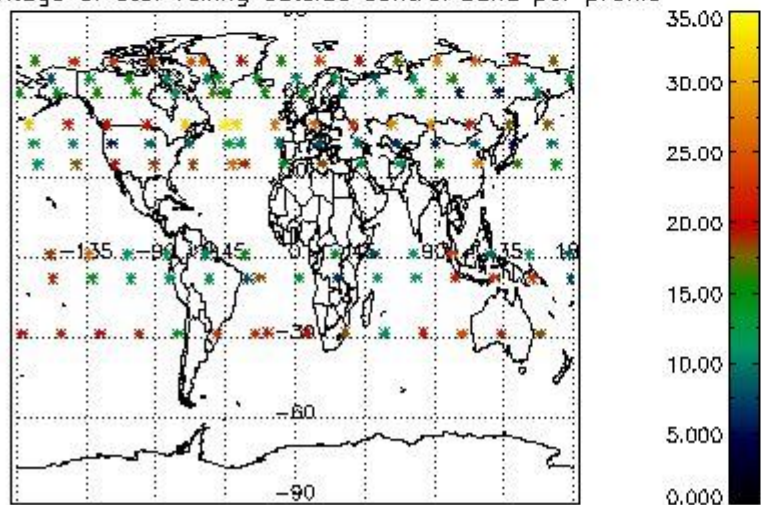
Percentage of cosmic ray hits per profile



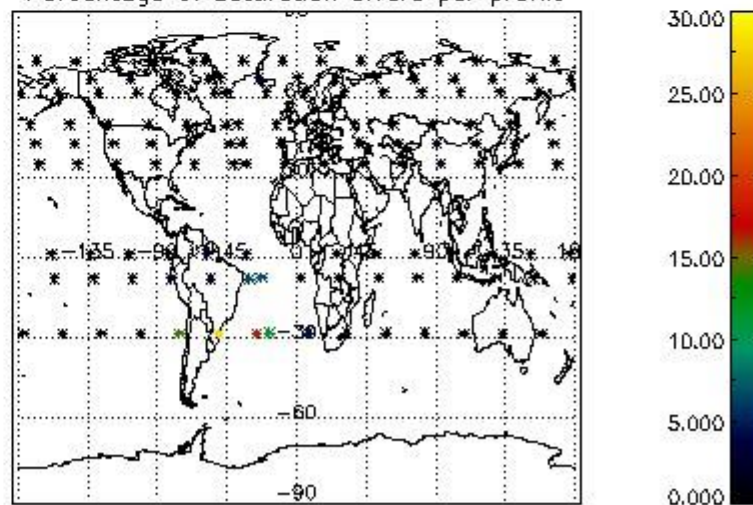
Percentage of datation errors per profile



Percentage of star falling outside central band per profile

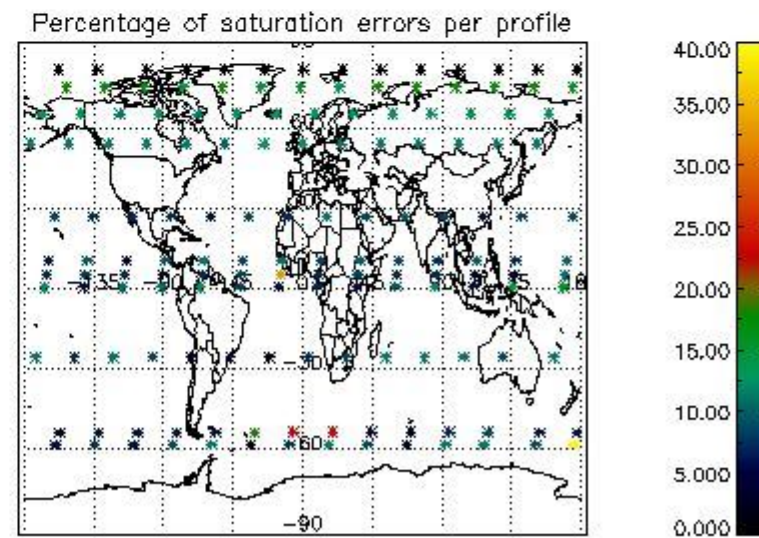
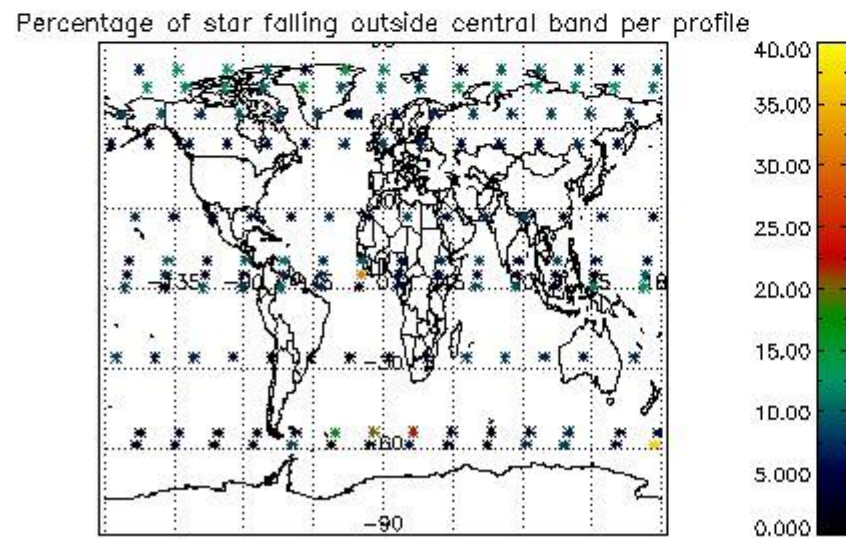
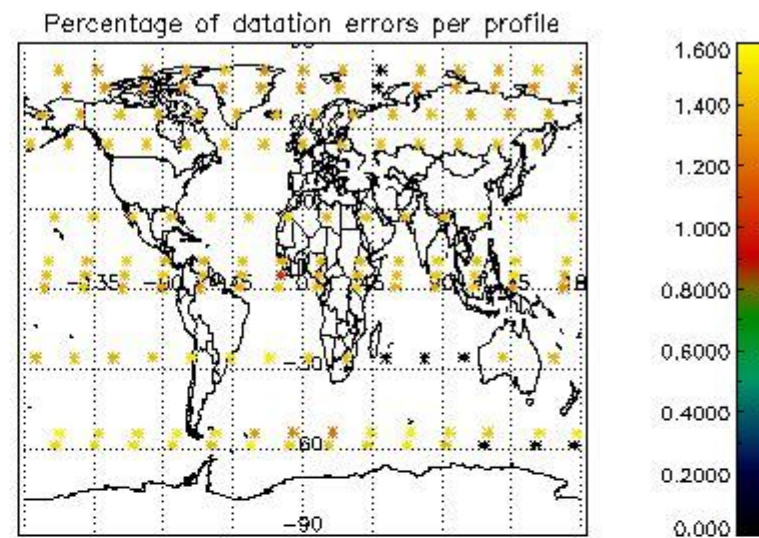
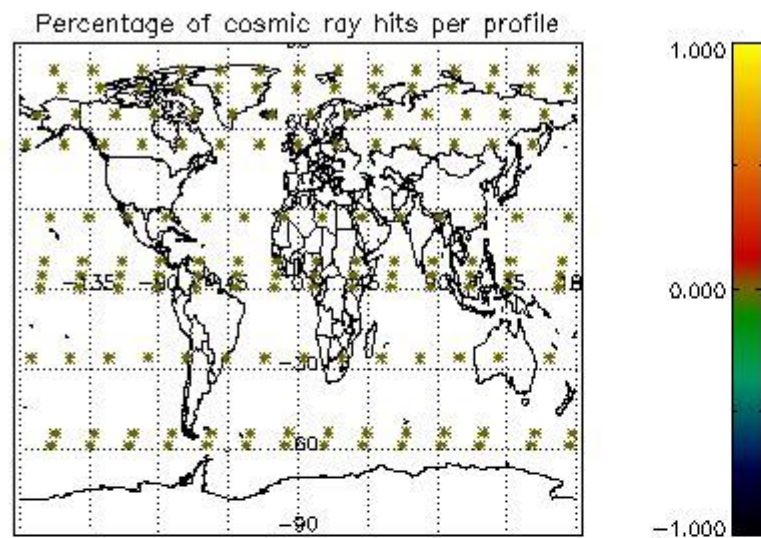


Percentage of saturation errors per profile



4.2.2 Plot level 1 quality information per product (world map): ENVISAT DESCENDING passes





## 5. Trace gas profiles

### 5.1 Ozone statistics based on quality of products

The final quality of the products can be "measured" using the STD (Standard Deviation) attached to every point profile. This information is written to the parameter GOM\_NL\_\_2P/NL\_LOCAL\_SPECIES\_DENSITY/o3\_std of the level 2 products. The table below shows the statistics for given STD ranges.

The statistics are given with respect to the overall valid production:

- Products without fatal errors: GOM\_NL\_\_2P/MPH/PRODUCT\_ERR=0
- Valid point profile: GOM\_NL\_\_2P/NL\_LOCAL\_SPECIES\_DENSITY/pcd(0)=0

The 'Criteria' is applied to valid points of dark limb products:

- Products in dark limb illumination condition: GOM\_NL\_\_2P/NL\_SUMMARY\_QUALITY/obs\_ill\_cond=0
- Products without fatal errors: GOM\_NL\_\_2P/MPH/PRODUCT\_ERR=0
- Valid point profile: GOM\_NL\_\_2P/NL\_LOCAL\_SPECIES\_DENSITY/pcd(0)=0

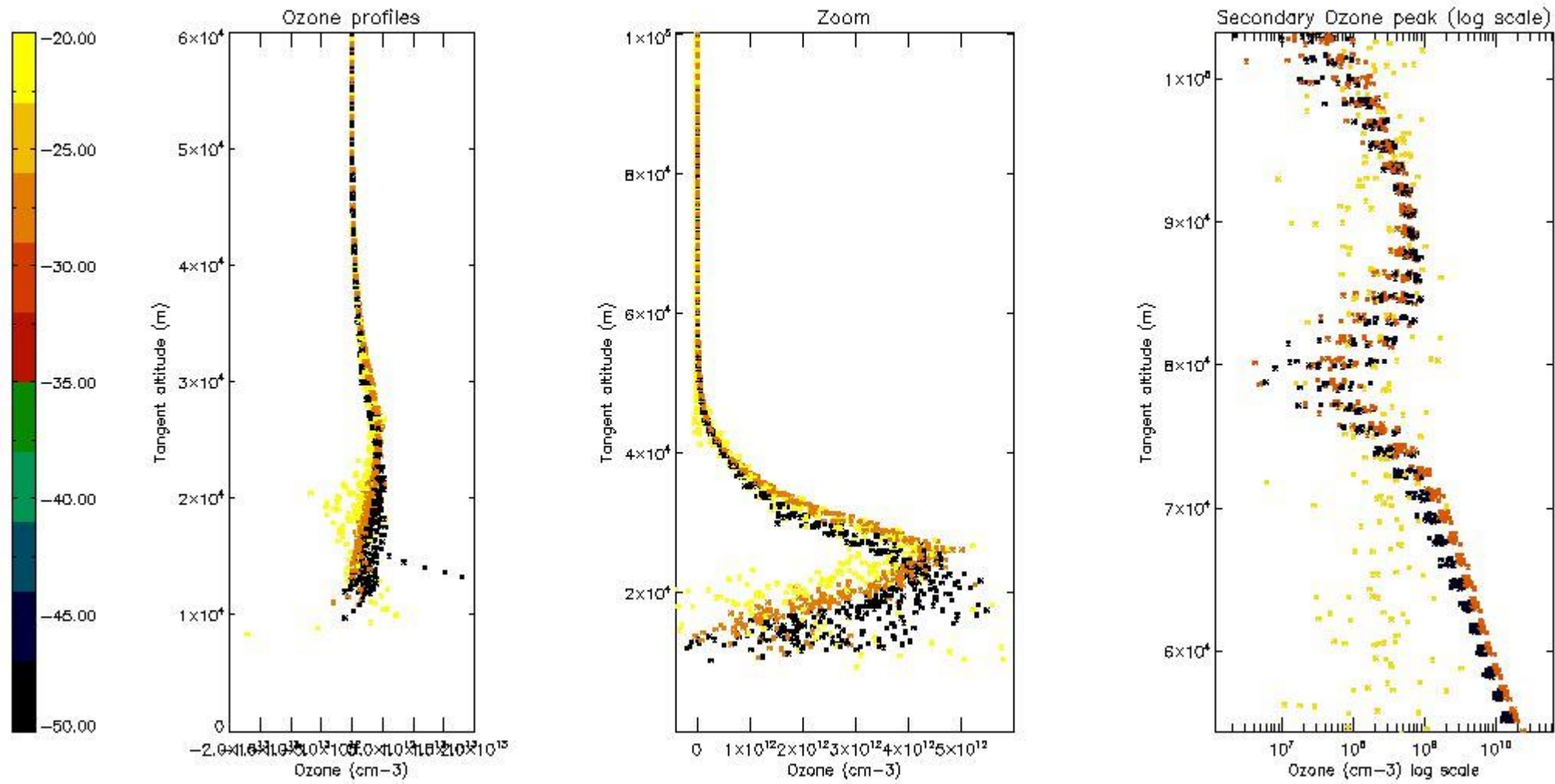
So, the table below shows the percentage of dark limb and valid observations for each criteria with respect to the overall valid daily observations.

Criteria	% of total production
All STD	17
STD < 20	9

STD < 10	7
STD < 5	5

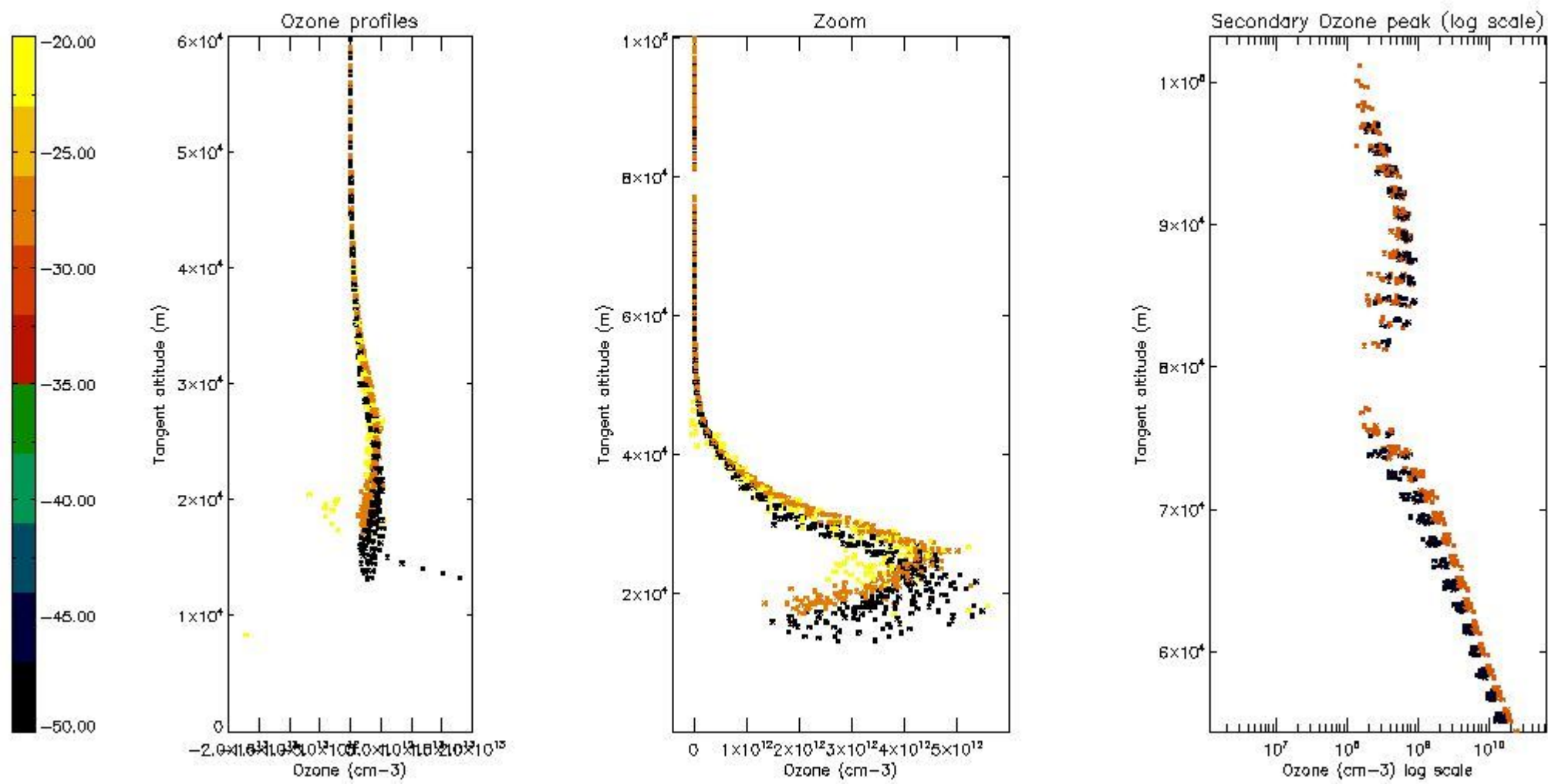
5.2 Plot ozone profiles for all STD (dark without errors)

The colorbar represents the latitude.



5.3 Plot ozone profiles where STD < 20% (dark without errors)

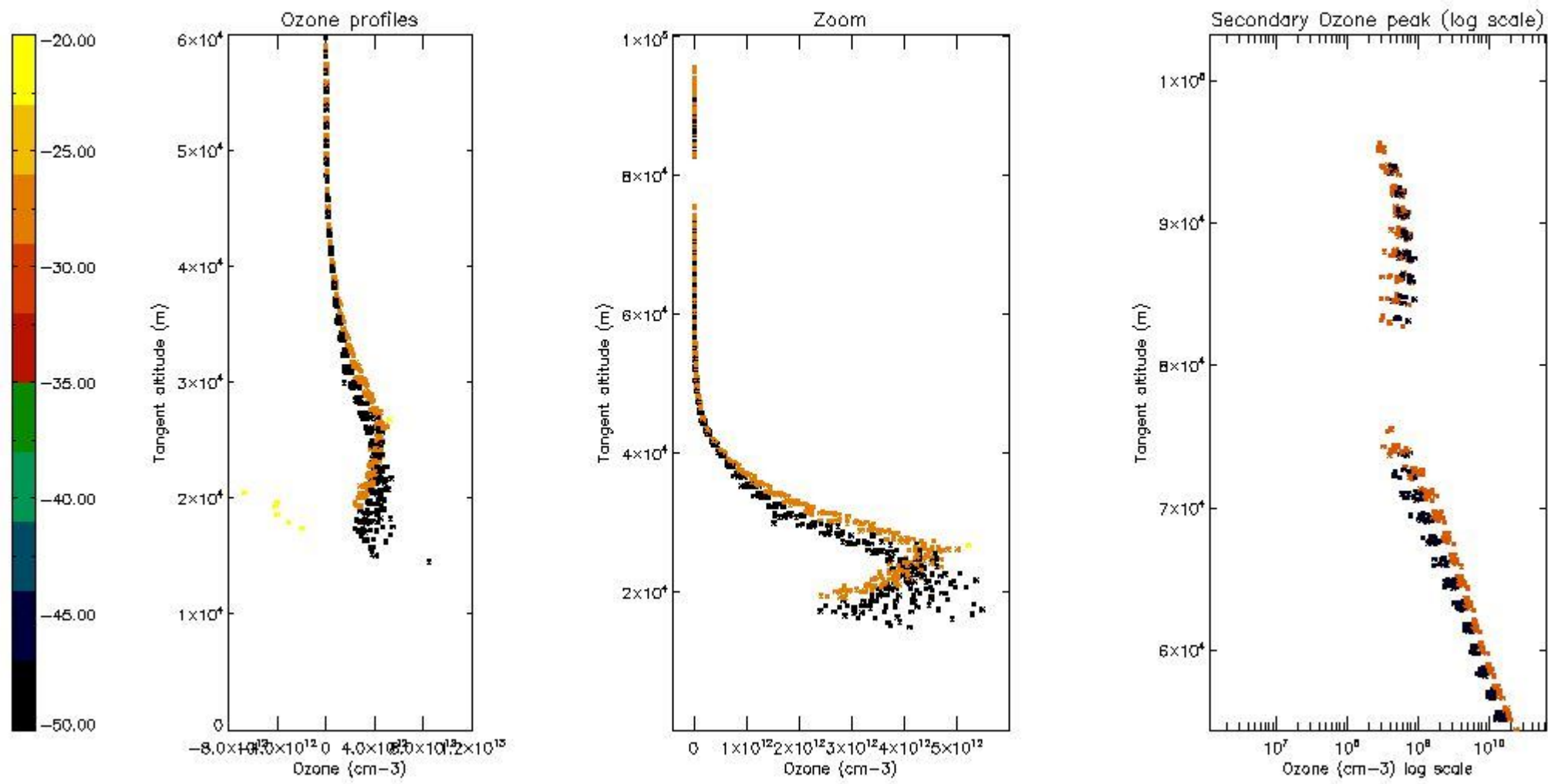
The colorbar represents the latitude.



*5.4 Plot ozone profiles where STD < 10% (dark without errors)*

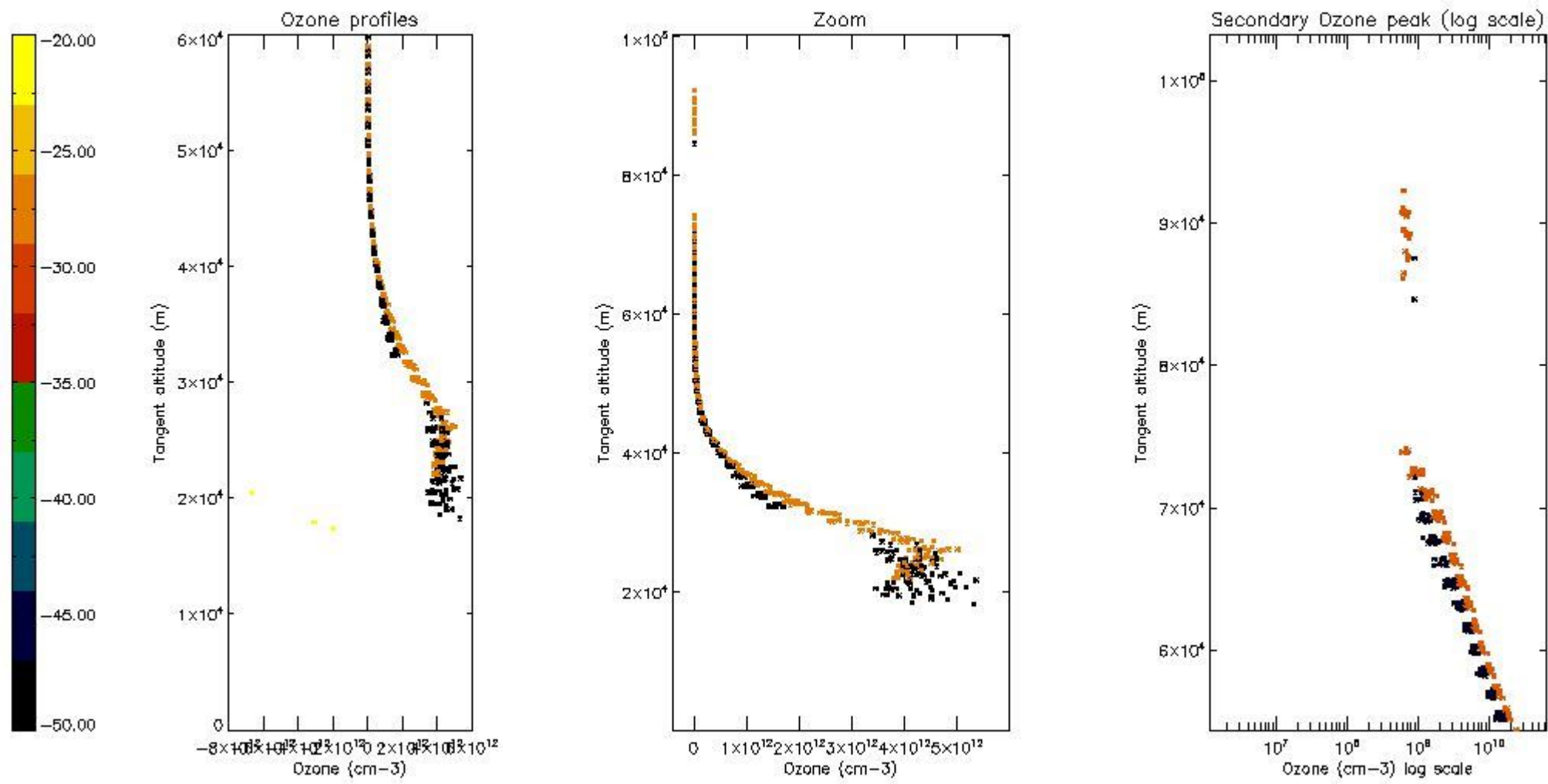
The colorbar represents the latitude.





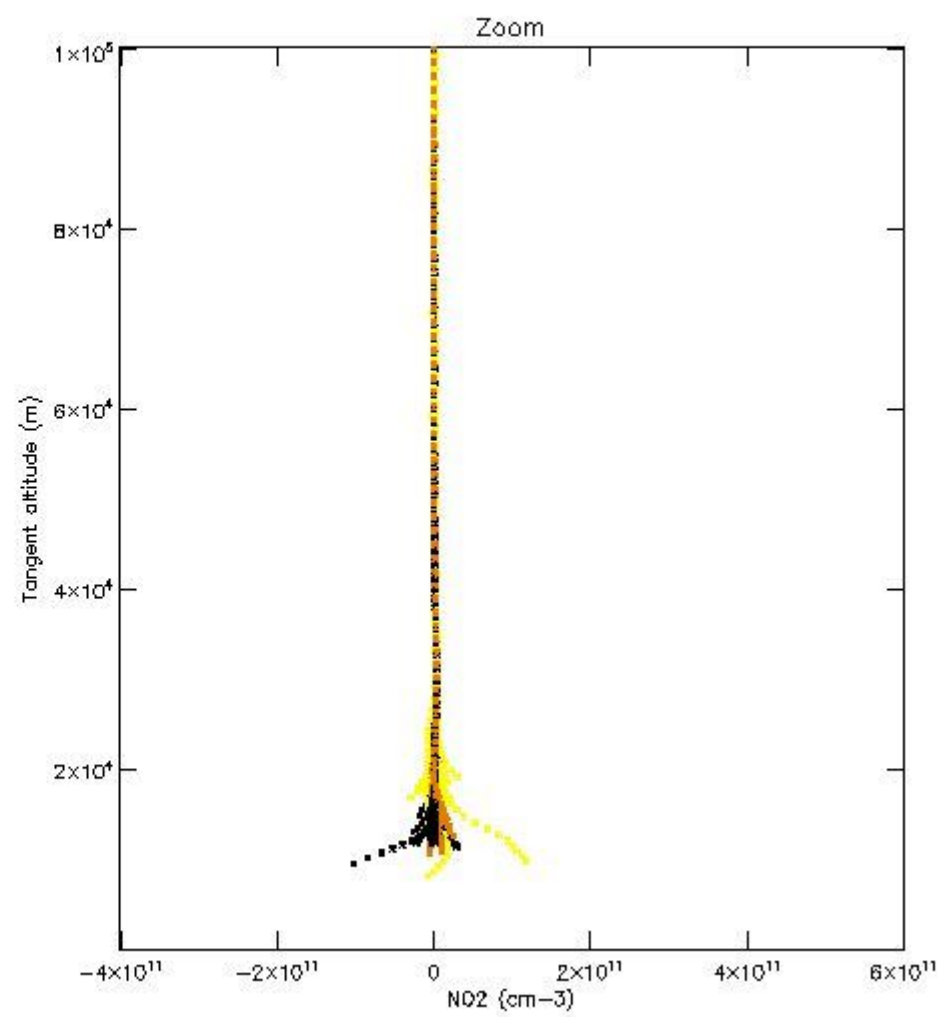
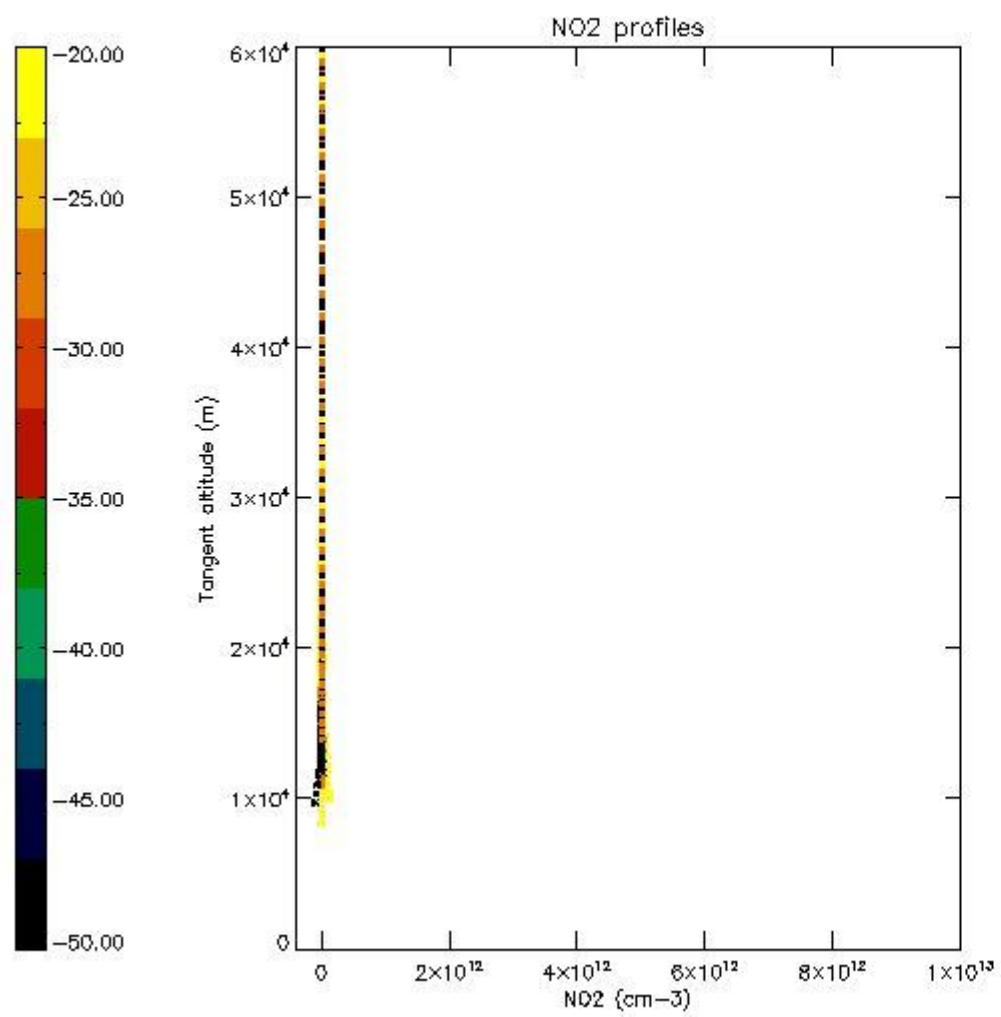
*5.5 Plot ozone profiles where STD < 5% (dark without errors)*

The colorbar represents the latitude.



*5.6 Plot NO<sub>2</sub> profiles for all STD (dark without errors)*

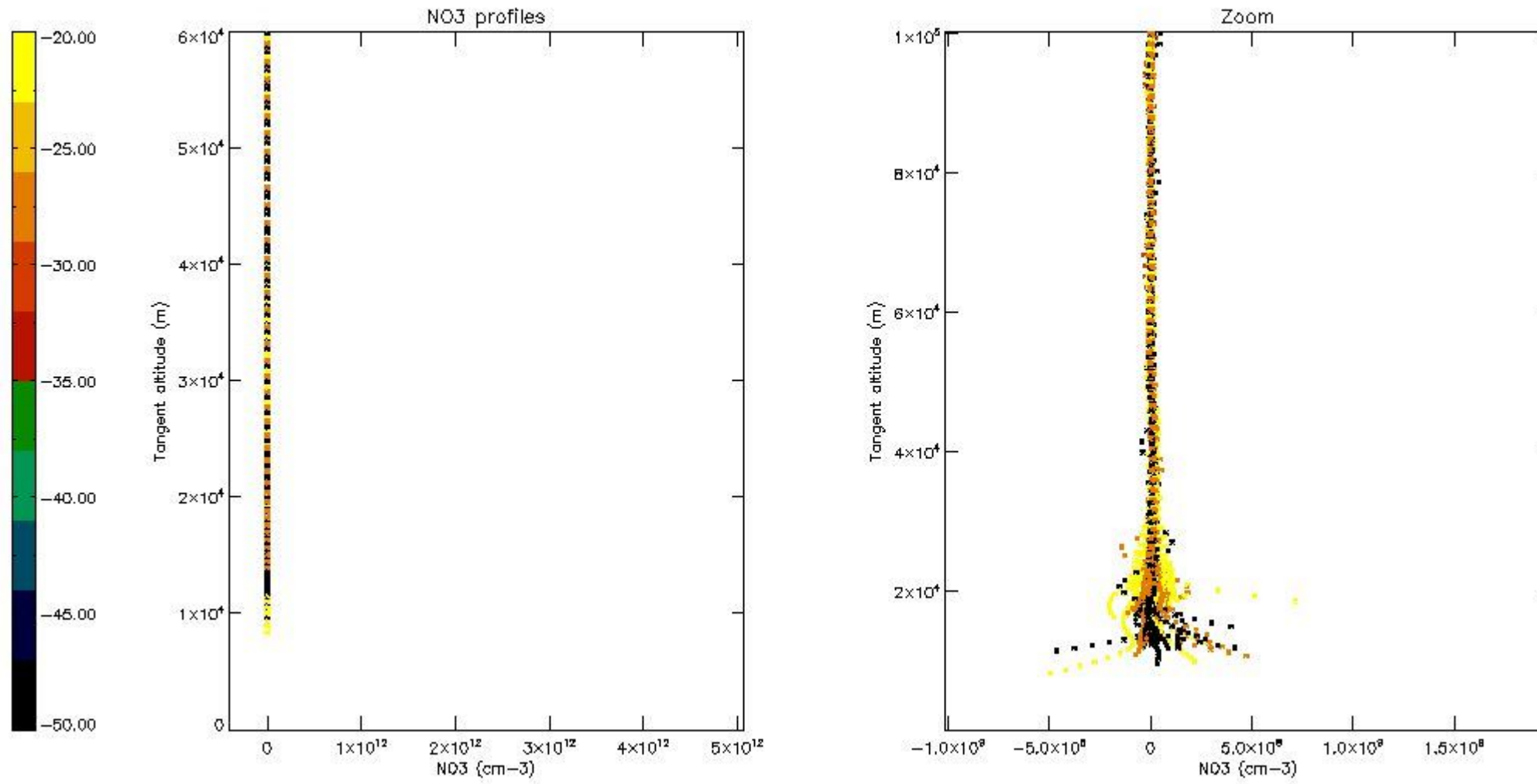
The colorbar represents the latitude.



*5.7 Plot NO3 profiles for all STD (dark without errors)*

The colorbar represents the latitude.





## 6. Auxiliary Data Files used for the production reported in section 2

The number reported in the third column indicates since which file (see list in section 2) the corresponding auxiliary file has been used. The fourth column is the date of those product files.

Type	Auxiliary Filename	Used since product	Used since product date
INST_PHYS_CHARACTERISTICS	GOM_INS_AXVIEC20091111_143220_20030716_120000_20500101_000000	1	03-MAY-2006 00:00:54
LEVEL-2_PROC_CONFIG	GOM_PR2_AXVIEC20091111_152718_20020301_000000_20500101_000000	1	03-MAY-2006 00:00:54
CROSS_SECTIONS_FILE	GOM_CRS_AXVIEC20091111_154832_20020301_000000_20500101_000000	1	03-MAY-2006 00:00:54

# GOMOS Level 2 Daily Report

## SUMMARY

### [1. General Info](#)

### [2. Summary of processed GOM\\_NL\\_2P products](#)

### [3. Level 2 Quality information per product](#)

#### [3.1 Plot of level 2 quality information per product \(time dependant\)](#)

#### [3.2 Plot of level 2 quality information per product \(world map\)](#)

### [4. Level 1 Quality information per product \(stored on level 2 products\)](#)

#### [4.1 Plot of level 1 quality information per product \(time dependant\)](#)

##### [4.1.1 Plot of level 1 quality information per product \(time dependant\): ASCENDING](#)

##### [4.1.2 Plot of level 1 quality information per product \(time dependant\): DESCENDING](#)

#### [4.2 Plot of level 1 quality information per product \(world map\)](#)

##### [4.2.1 Plot of level 1 quality information per product \(world map\): ASCENDING](#)

##### [4.2.2 Plot of level 1 quality information per product \(world map\): DESCENDING](#)

### [5. Ozone profiles based on quality statistics and other trace gas profiles](#)

#### [5.1 Ozone statistics based on quality of products](#)

#### [5.2 Plot ozone profiles for all STD \(dark without errors\)](#)

#### [5.3 Plot ozone profiles where STD < 20% \(dark without errors\)](#)

#### [5.4. Plot ozone profiles where STD < 10% \(dark without errors\)](#)

#### [5.5. Plot ozone profiles where STD < 5% \(dark without errors\)](#)

#### [5.6 Plot NO2 profiles for all STD \(dark without errors\)](#)

#### [5.7 Plot NO3 profiles for all STD \(dark without errors\)](#)

#### [5.8 Plot H2O profiles \(only for occultations of stars 1,2,3,4,13,14,16,26,63 dark without errors\) for all STD](#)

### [6. Auxiliary Data Files used for the production reported in section 2](#)

This report presents the daily analysis on parameters extracted from GOMOS level 2 data (GOM\_NL\_\_2P). It is intended to monitor some important parameters that will impact the quality of these products. A list of level 2 products (and content) that have arrived during the reporting day to the PCF is also given.

Item	Value
Time of report generation	23APR2013 19:59:26
Data source version	GOMOS/6.01
Start time of products	03-05-2006 (03MAY2006 00:00:00)
Stop time of products	04-05-2006 (04MAY2006 00:00:00)
Store outputs in DB	Yes
Nb of level 2 prods	287
Nb of prods with errors	0

## 2. Summary of processed GOM\_NL\_\_2P products.

Nr	Filename	UTC Start time	Limb	Duration	Star Id	Star Name	Star Mag	Star Temp	Nb Meas	Orbit	Prod. error
1	GOM_NL__2PRFIN20060503_000054_000000462047_00216_21813_9487.N1	03-MAY-2006 00:00:54	Dark	46.000	18	24Alp PsA	1.1660	9700.0	92	21813	No
2	GOM_NL__2PRFIN20060503_000642_000000392047_00216_21813_9488.N1	03-MAY-2006 00:06:42	Dark	38.500	31	Alp Gru	1.7340	15200.	77	21813	No
3	GOM_NL__2PRFIN20060503_000914_000000402047_00217_21814_9469.N1	03-MAY-2006 00:09:14	Dark	40.000	148	Alp Tuc	2.8780	4100.0	80	21814	No
4	GOM_NL__2PRFIN20060503_001841_000000472047_00217_21814_9470.N1	03-MAY-2006 00:18:41	Straylight	46.500	43	Alp TrA	1.9100	4250.0	93	21814	No
5	GOM_NL__2PRFIN20060503_002053_000000392047_00217_21814_9471.N1	03-MAY-2006 00:20:53	Straylight	39.000	134	Bet TrA	2.8100	6600.0	78	21814	No
6	GOM_NL__2PRFIN20060503_002254_000000522047_00217_21814_9472.N1	03-MAY-2006 00:22:54	Straylight	51.500	4	Alp1Cen	-0.010000	5800.0	103	21814	No
7	GOM_NL__2PRFIN20060503_002621_000000422047_00217_21814_9473.N1	03-MAY-2006 00:26:21	Straylight	41.500	78	Alp Lup	2.3040	28000.	83	21814	No
8	GOM_NL__2PRFIN20060503_002753_000000392047_00217_21814_9474.N1	03-MAY-2006 00:27:53	Straylight	39.000	81	Eta Cen	2.3560	28000.	78	21814	No
9	GOM_NL__2PRFIN20060503_002957_000000462047_00217_21814_9475.N1	03-MAY-2006 00:29:57	Tw_i_and_stray	45.500	54	5The Cen	2.0550	4500.0	91	21814	No
10	GOM_NL__2PRFIN20060503_003412_000000392047_00217_21814_9476.N1	03-MAY-2006 00:34:12	Bright	38.500	169	46Gam Hya	2.9910	4700.0	77	21814	No
11	GOM_NL__2PRFIN20060503_003730_000000382047_00217_21814_9477.N1	03-MAY-2006 00:37:30	Bright	38.000	15	67Alp Vir	0.97600	28000.	76	21814	No
12	GOM_NL__2PRFIN20060503_004036_000000362047_00217_21814_9478.N1	03-MAY-2006 00:40:36	Bright	36.000	121	29Gam Vir	2.7400	7200.0	72	21814	No
13	GOM_NL__2PRFIN20060503_004353_000000352047_00217_21814_9479.N1	03-MAY-2006 00:43:53	Bright	35.000	138	47Eps Vir	2.8280	4700.0	70	21814	No
14	GOM_NL__2PRFIN20060503_005135_000000352047_00217_21814_9480.N1	03-MAY-2006 00:51:35	Bright	34.500	152	12Alp2CVn	2.8900	11000.	69	21814	No
15	GOM_NL__2PRFIN20060503_005612_000000352047_00217_21814_9481.N1	03-MAY-2006 00:56:12	Bright	34.500	87	64Gam UMa	2.4330	11000.	69	21814	No
16	GOM_NL__2PRFIN20060503_005740_000000332047_00217_21814_9482.N1	03-MAY-2006 00:57:40	Bright	33.000	82	48Bet UMa	2.3650	10600.	66	21814	No
17	GOM_NL__2PRFIN20060503_005857_000000382047_00217_21814_9483.N1	03-MAY-2006 00:58:57	Bright	37.500	36	50Alp UMa	1.8000	6300.0	75	21814	No
18	GOM_NL__2PRFIN20060503_010620_000000362047_00217_21814_9484.N1	03-MAY-2006 01:06:20	Bright	35.500	49	1Alp UMi	1.9900	6300.0	71	21814	No
19	GOM_NL__2PRFIN20060503_011417_000000352047_00217_21814_9485.N1	03-MAY-2006 01:14:17	Bright	34.500	110	37Del Cas	2.6780	8900.0	69	21814	No
20	GOM_NL__2PRFIN20060503_011538_000000352047_00217_21814_9486.N1	03-MAY-2006 01:15:38	Bright	35.000	68	18Alp Cas	2.2250	4500.0	70	21814	No
21	GOM_NL__2PRFIN20060503_014131_000000462047_00217_21814_9487.N1	03-MAY-2006 01:41:31	Dark	46.000	18	24Alp PsA	1.1660	9700.0	92	21814	No
22	GOM_NL__2PRFIN20060503_014718_000000422047_00217_21814_9488.N1	03-MAY-2006 01:47:18	Dark	41.500	31	Alp Gru	1.7340	15200.	83	21814	No
23	GOM_NL__2PRFIN20060503_014950_000000382047_00218_21815_9469.N1	03-MAY-2006 01:49:50	Dark	38.000	148	Alp Tuc	2.8780	4100.0	76	21815	No
24	GOM_NL__2PRFIN20060503_015918_000000432047_00218_21815_9470.N1	03-MAY-2006 01:59:18	Straylight	43.000	43	Alp TrA	1.9100	4250.0	86	21815	No
25	GOM_NL__2PRFIN20060503_020130_000000392047_00218_21815_9471.N1	03-MAY-2006 02:01:30	Straylight	38.500	134	Bet TrA	2.8100	6600.0	77	21815	No
26	GOM_NL__2PRFIN20060503_020330_000000502047_00218_21815_9472.N1	03-MAY-2006 02:03:30	Straylight	50.000	4	Alp1Cen	-0.010000	5800.0	100	21815	No
27	GOM_NL__2PRFIN20060503_020657_000000402047_00218_21815_9473.N1	03-MAY-2006 02:06:57	Straylight	39.500	78	Alp Lup	2.3040	28000.	79	21815	No
28	GOM_NL__2PRFIN20060503_020829_000000392047_00218_21815_9474.N1	03-MAY-2006 02:08:29	Straylight	39.000	81	Eta Cen	2.3560	28000.	78	21815	No
29	GOM_NL__2PRFIN20060503_021033_000000432047_00218_21815_9475.N1	03-MAY-2006 02:10:33	Tw_i_and_stray	42.500	54	5The Cen	2.0550	4500.0	85	21815	No
30	GOM_NL__2PRFIN20060503_021448_000000362047_00218_21815_9476.N1	03-MAY-2006 02:14:48	Bright	36.000	169	46Gam Hya	2.9910	4700.0	72	21815	No
31	GOM_NL__2PRFIN20060503_021806_000000392047_00218_21815_9477.N1	03-MAY-2006 02:18:06	Bright	39.000	15	67Alp Vir	0.97600	28000.	78	21815	No
32	GOM_NL__2PRFIN20060503_022112_000000372047_00218_21815_9478.N1	03-MAY-2006 02:21:12	Bright	36.500	121	29Gam Vir	2.7400	7200.0	73	21815	No
33	GOM_NL__2PRFIN20060503_022429_000000352047_00218_21815_9479.N1	03-MAY-2006 02:24:29	Bright	35.000	138	47Eps Vir	2.8280	4700.0	70	21815	No
34	GOM_NL__2PRFIN20060503_023210_000000342047_00218_21815_9480.N1	03-MAY-2006 02:32:10	Bright	33.500	152	12Alp2CVn	2.8900	11000.	67	21815	No
35	GOM_NL__2PRFIN20060503_023648_000000362047_00218_21815_9481.N1	03-MAY-2006 02:36:48	Bright	35.500	87	64Gam UMa	2.4330	11000.	71	21815	No
36	GOM_NL__2PRFIN20060503_023816_000000352047_00218_21815_9482.N1	03-MAY-2006 02:38:16	Bright	34.500	82	48Bet UMa	2.3650	10600.	69	21815	No
37	GOM_NL__2PRFIN20060503_023933_000000342047_00218_21815_9483.N1	03-MAY-2006 02:39:33	Bright	34.000	36	50Alp UMa	1.8000	6300.0	68	21815	No
38	GOM_NL__2PRFIN20060503_024655_000000362047_00218_21815_9484.N1	03-MAY-2006 02:46:55	Bright	36.000	49	1Alp UMi	1.9900	6300.0	72	21815	No
39	GOM_NL__2PRFIN20060503_025453_000000342047_00218_21815_9485.N1	03-MAY-2006 02:54:53	Bright	33.500	110	37Del Cas	2.6780	8900.0	67	21815	No
40	GOM_NL__2PRFIN20060503_025614_000000362047_00218_21815_9486.N1	03-MAY-2006 02:56:14	Bright	35.500	68	18Alp Cas	2.2250	4500.0	71	21815	No
41	GOM_NL__2PRFIN20060503_032207_000000432047_00218_21815_9487.N1	03-MAY-2006 03:22:07	Dark	42.500	18	24Alp PsA	1.1660	9700.0	85	21815	No
42	GOM_NL__2PRFIN20060503_032755_000000412047_00218_21815_9488.N1	03-MAY-2006 03:27:55	Dark	40.500	31	Alp Gru	1.7340	15200.	81	21815	No



43	GOM_NL__2PRFIN20060503_033027_000000382047_00219_21816_9489.N1	03-MAY-2006 03:30:27	Dark	38.000	148	Alp Tuc	2.8780	4100.0	76	21816	No
44	GOM_NL__2PRFIN20060503_033954_000000432047_00219_21816_9490.N1	03-MAY-2006 03:39:54	Straylight	42.500	43	Alp TrA	1.9100	4250.0	85	21816	No
45	GOM_NL__2PRFIN20060503_034206_000000392047_00219_21816_9491.N1	03-MAY-2006 03:42:06	Straylight	38.500	134	Bet TrA	2.8100	6600.0	77	21816	No
46	GOM_NL__2PRFIN20060503_034407_000000432047_00219_21816_9492.N1	03-MAY-2006 03:44:07	Straylight	42.500	4	Alp1Cen	-0.010000	5800.0	85	21816	No
47	GOM_NL__2PRFIN20060503_034733_000000412047_00219_21816_9493.N1	03-MAY-2006 03:47:33	Straylight	41.000	78	Alp Lup	2.3040	28000.	82	21816	No
48	GOM_NL__2PRFIN20060503_034906_000000412047_00219_21816_9494.N1	03-MAY-2006 03:49:06	Straylight	40.500	81	Eta Cen	2.3560	28000.	81	21816	No
49	GOM_NL__2PRFIN20060503_035109_000000442047_00219_21816_9495.N1	03-MAY-2006 03:51:09	Tw_i_and_stray	44.000	54	5The Cen	2.0550	4500.0	88	21816	No
50	GOM_NL__2PRFIN20060503_035524_000000372047_00219_21816_9496.N1	03-MAY-2006 03:55:24	Bright	37.000	169	46Gam Hya	2.9910	4700.0	74	21816	No
51	GOM_NL__2PRFIN20060503_035842_000000392047_00219_21816_9497.N1	03-MAY-2006 03:58:42	Bright	38.500	15	67Alp Vir	0.97600	28000.	77	21816	No
52	GOM_NL__2PRFIN20060503_040148_000000372047_00219_21816_9498.N1	03-MAY-2006 04:01:48	Bright	36.500	121	29Gam Vir	2.7400	7200.0	73	21816	No
53	GOM_NL__2PRFIN20060503_040505_000000352047_00219_21816_9499.N1	03-MAY-2006 04:05:05	Bright	35.000	138	47Eps Vir	2.8280	4700.0	70	21816	No
54	GOM_NL__2PRFIN20060503_041246_000000352047_00219_21816_9500.N1	03-MAY-2006 04:12:46	Bright	35.000	152	12Alp2CVn	2.8900	11000.	70	21816	No
55	GOM_NL__2PRFIN20060503_041725_000000342047_00219_21816_9501.N1	03-MAY-2006 04:17:25	Bright	34.000	87	64Gam UMa	2.4330	11000.	68	21816	No
56	GOM_NL__2PRFIN20060503_041852_000000352047_00219_21816_9502.N1	03-MAY-2006 04:18:52	Bright	34.500	82	48Bet UMa	2.3650	10600.	69	21816	No
57	GOM_NL__2PRFIN20060503_042010_000000372047_00219_21816_9503.N1	03-MAY-2006 04:20:10	Bright	37.000	36	50Alp UMa	1.8000	6300.0	74	21816	No
58	GOM_NL__2PRFIN20060503_042732_000000362047_00219_21816_9504.N1	03-MAY-2006 04:27:32	Bright	36.000	49	1Alp UMi	1.9900	6300.0	72	21816	No
59	GOM_NL__2PRFIN20060503_043529_000000322047_00219_21816_9505.N1	03-MAY-2006 04:35:29	Bright	32.000	110	37Del Cas	2.6780	8900.0	64	21816	No
60	GOM_NL__2PRFIN20060503_043650_000000332047_00219_21816_9506.N1	03-MAY-2006 04:36:50	Bright	33.000	68	18Alp Cas	2.2250	4500.0	66	21816	No
61	GOM_NL__2PRFIN20060503_050244_000000452047_00219_21816_9507.N1	03-MAY-2006 05:02:44	Dark	44.500	18	24Alp PsA	1.1660	9700.0	89	21816	No
62	GOM_NL__2PRFIN20060503_050832_000000412047_00219_21816_9508.N1	03-MAY-2006 05:08:32	Dark	41.000	31	Alp Gru	1.7340	15200.	82	21816	No
63	GOM_NL__2PRFIN20060503_051103_000000392047_00220_21817_9489.N1	03-MAY-2006 05:11:03	Dark	39.000	148	Alp Tuc	2.8780	4100.0	78	21817	No
64	GOM_NL__2PRFIN20060503_052030_000000432047_00220_21817_9490.N1	03-MAY-2006 05:20:30	Straylight	42.500	43	Alp TrA	1.9100	4250.0	85	21817	No
65	GOM_NL__2PRFIN20060503_052242_000000372047_00220_21817_9491.N1	03-MAY-2006 05:22:42	Straylight	37.000	134	Bet TrA	2.8100	6600.0	74	21817	No
66	GOM_NL__2PRFIN20060503_052443_000000432047_00220_21817_9492.N1	03-MAY-2006 05:24:43	Straylight	42.500	4	Alp1Cen	-0.010000	5800.0	85	21817	No
67	GOM_NL__2PRFIN20060503_052810_000000412047_00220_21817_9493.N1	03-MAY-2006 05:28:10	Straylight	41.000	78	Alp Lup	2.3040	28000.	82	21817	No
68	GOM_NL__2PRFIN20060503_052942_000000402047_00220_21817_9494.N1	03-MAY-2006 05:29:42	Straylight	40.000	81	Eta Cen	2.3560	28000.	80	21817	No
69	GOM_NL__2PRFIN20060503_053146_000000442047_00220_21817_9495.N1	03-MAY-2006 05:31:46	Tw_i_and_stray	43.500	54	5The Cen	2.0550	4500.0	87	21817	No
70	GOM_NL__2PRFIN20060503_053601_000000352047_00220_21817_9496.N1	03-MAY-2006 05:36:01	Bright	35.000	169	46Gam Hya	2.9910	4700.0	70	21817	No
71	GOM_NL__2PRFIN20060503_053919_000000392047_00220_21817_9497.N1	03-MAY-2006 05:39:19	Bright	38.500	15	67Alp Vir	0.97600	28000.	77	21817	No
72	GOM_NL__2PRFIN20060503_054224_000000362047_00220_21817_9498.N1	03-MAY-2006 05:42:24	Bright	35.500	121	29Gam Vir	2.7400	7200.0	71	21817	No
73	GOM_NL__2PRFIN20060503_054541_000000352047_00220_21817_9499.N1	03-MAY-2006 05:45:41	Bright	35.000	138	47Eps Vir	2.8280	4700.0	70	21817	No
74	GOM_NL__2PRFIN20060503_055323_000000362047_00220_21817_9500.N1	03-MAY-2006 05:53:23	Bright	35.500	152	12Alp2CVn	2.8900	11000.	71	21817	No
75	GOM_NL__2PRFIN20060503_055800_000000362047_00220_21817_9501.N1	03-MAY-2006 05:58:00	Bright	35.500	87	64Gam UMa	2.4330	11000.	71	21817	No
76	GOM_NL__2PRFIN20060503_055928_000000362047_00220_21817_9502.N1	03-MAY-2006 05:59:28	Bright	35.500	82	48Bet UMa	2.3650	10600.	71	21817	No
77	GOM_NL__2PRFIN20060503_060046_000000372047_00220_21817_9503.N1	03-MAY-2006 06:00:46	Bright	36.500	36	50Alp UMa	1.8000	6300.0	73	21817	No
78	GOM_NL__2PRFIN20060503_060808_000000362047_00220_21817_9504.N1	03-MAY-2006 06:08:08	Bright	36.000	49	1Alp UMi	1.9900	6300.0	72	21817	No
79	GOM_NL__2PRFIN20060503_061605_000000332047_00220_21817_9505.N1	03-MAY-2006 06:16:05	Bright	32.500	110	37Del Cas	2.6780	8900.0	65	21817	No
80	GOM_NL__2PRFIN20060503_061726_000000352047_00220_21817_9506.N1	03-MAY-2006 06:17:26	Bright	34.500	68	18Alp Cas	2.2250	4500.0	69	21817	No
81	GOM_NL__2PRFIN20060503_064320_000000452047_00220_21817_9507.N1	03-MAY-2006 06:43:20	Dark	45.000	18	24Alp PsA	1.1660	9700.0	90	21817	No
82	GOM_NL__2PRFIN20060503_064908_000000422047_00220_21817_9508.N1	03-MAY-2006 06:49:08	Dark	42.000	31	Alp Gru	1.7340	15200.	84	21817	No
83	GOM_NL__2PRFIN20060503_065139_000000472047_00221_21818_9489.N1	03-MAY-2006 06:51:39	Dark	46.500	148	Alp Tuc	2.8780	4100.0	93	21818	No
84	GOM_NL__2PRFIN20060503_070107_000000422047_00221_21818_9490.N1	03-MAY-2006 07:01:07	Straylight	42.000	43	Alp TrA	1.9100	4250.0	84	21818	No
85	GOM_NL__2PRFIN20060503_070319_000000392047_00221_21818_9491.N1	03-MAY-2006 07:03:19	Straylight	38.500	134	Bet TrA	2.8100	6600.0	77	21818	No
86	GOM_NL__2PRFIN20060503_070519_000000432047_00221_21818_9492.N1	03-MAY-2006 07:05:19	Straylight	42.500	4	Alp1Cen	-0.010000	5800.0	85	21818	No
87	GOM_NL__2PRFIN20060503_070846_000000412047_00221_21818_9493.N1	03-MAY-2006 07:08:46	Straylight	40.500	78	Alp Lup	2.3040	28000.	81	21818	No
88	GOM_NL__2PRFIN20060503_071018_000000382047_00221_21818_9494.N1	03-MAY-2006 07:10:18	Straylight	37.500	81	Eta Cen	2.3560	28000.	75	21818	No
89	GOM_NL__2PRFIN20060503_071222_000000412047_00221_21818_9495.N1	03-MAY-2006 07:12:22	Tw_i_and_stray	40.500	54	5The Cen	2.0550	4500.0	81	21818	No
90	GOM_NL__2PRFIN20060503_071637_000000372047_00221_21818_9496.N1	03-MAY-2006 07:16:37	Bright	37.000	169	46Gam Hya	2.9910	4700.0	74	21818	No
91	GOM_NL__2PRFIN20060503_071955_000000392047_00221_21818_9497.N1	03-MAY-2006 07:19:55	Bright	39.000	15	67Alp Vir	0.97600	28000.	78	21818	No
92	GOM_NL__2PRFIN20060503_072300_000000362047_00221_21818_9498.N1	03-MAY-2006 07:23:00	Bright	36.000	121	29Gam Vir	2.7400	7200.0	72	21818	No
93	GOM_NL__2PRFIN20060503_072617_000000352047_00221_21818_9499.N1	03-MAY-2006 07:26:17	Bright	35.000	138	47Eps Vir	2.8280	4700.0	70	21818	No
94	GOM_NL__2PRFIN20060503_073359_000000352047_00221_21818_9500.N1	03-MAY-2006 07:33:59	Bright	35.000	152	12Alp2CVn	2.8900	11000.	70	21818	No
95	GOM_NL__2PRFIN20060503_073837_000000362047_00221_21818_9501.N1	03-MAY-2006 07:38:37	Bright	35.500	87	64Gam UMa	2.4330	11000.	71	21818	No
96	GOM_NL__2PRFIN20060503_074005_000000362047_00221_21818_9502.N1	03-MAY-2006 07:40:05	Bright	35.500	82	48Bet UMa	2.3650	10600.	71	21818	No
97	GOM_NL__2PRFIN20060503_074122_000000342047_00221_21818_9503.N1	03-MAY-2006 07:41:22	Bright	34.000	36	50Alp UMa	1.8000	6300.0	68	21818	No
98	GOM_NL__2PRFIN20060503_074844_000000362047_00221_21818_9504.N1	03-MAY-2006 07:48:44	Bright	35.500	49	1Alp UMi	1.9900	6300.0	71	21818	No
99	GOM_NL__2PRFIN20060503_075641_000000412047_00221_21818_9505.N1	03-MAY-2006 07:56:41	Bright	41.000	110	37Del Cas	2.6780	8900.0	82	21818	No
100	GOM_NL__2PRFIN20060503_075802_000000352047_00221_21818_9506.N1	03-MAY-2006 07:58:02	Bright	35.000	68	18Alp Cas	2.2250	4500.0	70	21818	No
101	GOM_NL__2PRFIN20060503_082357_000000452047_00221_21818_9507.N1	03-MAY-2006 08:23:57	Dark	44.500	18	24Alp PsA	1.1660	9700.0	89	21818	No

102	GOM_NL__2PRFIN20060503_082945_000000452047_00221_21818_9508.N1	03-MAY-2006 08:29:45	Dark	45.000	31	Alp Gru	1.7340	15200.	90	21818	No
103	GOM_NL__2PRFIN20060503_083216_000000432047_00222_21819_9490.N1	03-MAY-2006 08:32:16	Dark	42.500	148	Alp Tuc	2.8780	4100.0	85	21819	No
104	GOM_NL__2PRFIN20060503_084143_000000392047_00222_21819_9491.N1	03-MAY-2006 08:41:43	Straylight	38.500	43	Alp TrA	1.9100	4250.0	77	21819	No
105	GOM_NL__2PRFIN20060503_084355_000000392047_00222_21819_9492.N1	03-MAY-2006 08:43:55	Straylight	39.000	134	Bet TrA	2.8100	6600.0	78	21819	No
106	GOM_NL__2PRFIN20060503_084555_000000502047_00222_21819_9493.N1	03-MAY-2006 08:45:55	Straylight	49.500	4	Alp1Cen	-0.010000	5800.0	99	21819	No
107	GOM_NL__2PRFIN20060503_084922_000000412047_00222_21819_9494.N1	03-MAY-2006 08:49:22	Straylight	41.000	78	Alp Lup	2.3040	28000.	82	21819	No
108	GOM_NL__2PRFIN20060503_085054_000000402047_00222_21819_9495.N1	03-MAY-2006 08:50:54	Straylight	40.000	81	Eta Cen	2.3560	28000.	80	21819	No
109	GOM_NL__2PRFIN20060503_085258_000000422047_00222_21819_9496.N1	03-MAY-2006 08:52:58	Tw_i_and_stray	42.000	54	5The Cen	2.0550	4500.0	84	21819	No
110	GOM_NL__2PRFIN20060503_085713_000000372047_00222_21819_9497.N1	03-MAY-2006 08:57:13	Bright	37.000	169	46Gam Hya	2.9910	4700.0	74	21819	No
111	GOM_NL__2PRFIN20060503_090031_000000392047_00222_21819_9498.N1	03-MAY-2006 09:00:31	Bright	38.500	15	67Alp Vir	0.97600	28000.	77	21819	No
112	GOM_NL__2PRFIN20060503_090336_000000362047_00222_21819_9499.N1	03-MAY-2006 09:03:36	Bright	35.500	121	29Gam Vir	2.7400	7200.0	71	21819	No
113	GOM_NL__2PRFIN20060503_090653_000000362047_00222_21819_9500.N1	03-MAY-2006 09:06:53	Bright	35.500	138	47Eps Vir	2.8280	4700.0	71	21819	No
114	GOM_NL__2PRFIN20060503_091435_000000362047_00222_21819_9501.N1	03-MAY-2006 09:14:35	Bright	36.000	152	12Alp2CVn	2.8900	11000.	72	21819	No
115	GOM_NL__2PRFIN20060503_091913_000000362047_00222_21819_9502.N1	03-MAY-2006 09:19:13	Bright	35.500	87	64Gam UMa	2.4330	11000.	71	21819	No
116	GOM_NL__2PRFIN20060503_092041_000000362047_00222_21819_9503.N1	03-MAY-2006 09:20:41	Bright	35.500	82	48Bet UMa	2.3650	10600.	71	21819	No
117	GOM_NL__2PRFIN20060503_092158_000000362047_00222_21819_9504.N1	03-MAY-2006 09:21:58	Bright	35.500	36	50Alp UMa	1.8000	6300.0	71	21819	No
118	GOM_NL__2PRFIN20060503_092920_000000352047_00222_21819_9505.N1	03-MAY-2006 09:29:20	Bright	34.500	49	1Alp UMi	1.9900	6300.0	69	21819	No
119	GOM_NL__2PRFIN20060503_093718_000000402047_00222_21819_9506.N1	03-MAY-2006 09:37:18	Bright	39.500	110	37Del Cas	2.6780	8900.0	79	21819	No
120	GOM_NL__2PRFIN20060503_093838_000000342047_00222_21819_9507.N1	03-MAY-2006 09:38:38	Bright	34.000	68	18Alp Cas	2.2250	4500.0	68	21819	No
121	GOM_NL__2PRFIN20060503_100433_000000452047_00222_21819_9508.N1	03-MAY-2006 10:04:33	Dark	45.000	18	24Alp PsA	1.1660	9700.0	90	21819	No
122	GOM_NL__2PRFIN20060503_101021_000000402047_00222_21819_9509.N1	03-MAY-2006 10:10:21	Dark	39.500	31	Alp Gru	1.7340	15200.	79	21819	No
123	GOM_NL__2PRFIN20060503_101252_000000372047_00223_21820_9594.N1	03-MAY-2006 10:12:52	Dark	37.000	148	Alp Tuc	2.8780	4100.0	74	21820	No
124	GOM_NL__2PRFIN20060503_102219_000000412047_00223_21820_9595.N1	03-MAY-2006 10:22:19	Straylight	40.500	43	Alp TrA	1.9100	4250.0	81	21820	No
125	GOM_NL__2PRFIN20060503_102431_000000382047_00223_21820_9596.N1	03-MAY-2006 10:24:31	Straylight	37.500	134	Bet TrA	2.8100	6600.0	75	21820	No
126	GOM_NL__2PRFIN20060503_102632_000000422047_00223_21820_9597.N1	03-MAY-2006 10:26:32	Straylight	42.000	4	Alp1Cen	-0.010000	5800.0	84	21820	No
127	GOM_NL__2PRFIN20060503_102958_000000392047_00223_21820_9598.N1	03-MAY-2006 10:29:58	Straylight	38.500	78	Alp Lup	2.3040	28000.	77	21820	No
128	GOM_NL__2PRFIN20060503_103131_000000392047_00223_21820_9599.N1	03-MAY-2006 10:31:31	Straylight	39.000	81	Eta Cen	2.3560	28000.	78	21820	No
129	GOM_NL__2PRFIN20060503_103334_000000442047_00223_21820_9600.N1	03-MAY-2006 10:33:34	Tw_i_and_stray	44.000	54	5The Cen	2.0550	4500.0	88	21820	No
130	GOM_NL__2PRFIN20060503_103749_000000372047_00223_21820_9601.N1	03-MAY-2006 10:37:49	Bright	36.500	169	46Gam Hya	2.9910	4700.0	73	21820	No
131	GOM_NL__2PRFIN20060503_104107_000000372047_00223_21820_9602.N1	03-MAY-2006 10:41:07	Bright	37.000	15	67Alp Vir	0.97600	28000.	74	21820	No
132	GOM_NL__2PRFIN20060503_104412_000000362047_00223_21820_9603.N1	03-MAY-2006 10:44:12	Bright	35.500	121	29Gam Vir	2.7400	7200.0	71	21820	No
133	GOM_NL__2PRFIN20060503_104729_000000362047_00223_21820_9604.N1	03-MAY-2006 10:47:29	Bright	36.000	138	47Eps Vir	2.8280	4700.0	72	21820	No
134	GOM_NL__2PRFIN20060503_105510_000000342047_00223_21820_9605.N1	03-MAY-2006 10:55:10	Bright	34.000	152	12Alp2CVn	2.8900	11000.	68	21820	No
135	GOM_NL__2PRFIN20060503_105949_000000362047_00223_21820_9606.N1	03-MAY-2006 10:59:49	Bright	36.000	87	64Gam UMa	2.4330	11000.	72	21820	No
136	GOM_NL__2PRFIN20060503_110117_000000492047_00223_21820_9607.N1	03-MAY-2006 11:01:17	Bright	49.000	82	48Bet UMa	2.3650	10600.	98	21820	No
137	GOM_NL__2PRFIN20060503_110234_000000352047_00223_21820_9608.N1	03-MAY-2006 11:02:34	Bright	34.500	36	50Alp UMa	1.8000	6300.0	69	21820	No
138	GOM_NL__2PRFIN20060503_110955_000000332047_00223_21820_9609.N1	03-MAY-2006 11:09:55	Bright	32.500	49	1Alp UMi	1.9900	6300.0	65	21820	No
139	GOM_NL__2PRFIN20060503_111754_000000382047_00223_21820_9610.N1	03-MAY-2006 11:17:54	Bright	38.000	110	37Del Cas	2.6780	8900.0	76	21820	No
140	GOM_NL__2PRFIN20060503_111914_000000322047_00223_21820_9611.N1	03-MAY-2006 11:19:14	Bright	32.000	68	18Alp Cas	2.2250	4500.0	64	21820	No
141	GOM_NL__2PRFIN20060503_114510_000000452047_00223_21820_9612.N1	03-MAY-2006 11:45:10	Dark	44.500	18	24Alp PsA	1.1660	9700.0	89	21820	No
142	GOM_NL__2PRFIN20060503_115058_000000472047_00223_21820_9613.N1	03-MAY-2006 11:50:58	Dark	46.500	31	Alp Gru	1.7340	15200.	93	21820	No
143	GOM_NL__2PRFIN20060503_115328_000000392047_00224_21821_9595.N1	03-MAY-2006 11:53:28	Dark	38.500	148	Alp Tuc	2.8780	4100.0	77	21821	No
144	GOM_NL__2PRFIN20060503_120256_000000412047_00224_21821_9596.N1	03-MAY-2006 12:02:56	Straylight	40.500	43	Alp TrA	1.9100	4250.0	81	21821	No
145	GOM_NL__2PRFIN20060503_120507_000000372047_00224_21821_9597.N1	03-MAY-2006 12:05:07	Straylight	36.500	134	Bet TrA	2.8100	6600.0	73	21821	No
146	GOM_NL__2PRFIN20060503_120708_000000422047_00224_21821_9598.N1	03-MAY-2006 12:07:08	Straylight	41.500	4	Alp1Cen	-0.010000	5800.0	83	21821	No
147	GOM_NL__2PRFIN20060503_121035_000000372047_00224_21821_9599.N1	03-MAY-2006 12:10:35	Straylight	37.000	78	Alp Lup	2.3040	28000.	74	21821	No
148	GOM_NL__2PRFIN20060503_121207_000000392047_00224_21821_9600.N1	03-MAY-2006 12:12:07	Straylight	39.000	81	Eta Cen	2.3560	28000.	78	21821	No
149	GOM_NL__2PRFIN20060503_121410_000000462047_00224_21821_9601.N1	03-MAY-2006 12:14:10	Tw_i_and_stray	46.000	54	5The Cen	2.0550	4500.0	92	21821	No
150	GOM_NL__2PRFIN20060503_121825_000000352047_00224_21821_9602.N1	03-MAY-2006 12:18:25	Bright	34.500	169	46Gam Hya	2.9910	4700.0	69	21821	No
151	GOM_NL__2PRFIN20060503_122143_000000382047_00224_21821_9603.N1	03-MAY-2006 12:21:43	Bright	38.000	15	67Alp Vir	0.97600	28000.	76	21821	No
152	GOM_NL__2PRFIN20060503_122449_000000362047_00224_21821_9604.N1	03-MAY-2006 12:24:49	Bright	35.500	121	29Gam Vir	2.7400	7200.0	71	21821	No
153	GOM_NL__2PRFIN20060503_122805_000000362047_00224_21821_9605.N1	03-MAY-2006 12:28:05	Bright	35.500	138	47Eps Vir	2.8280	4700.0	71	21821	No
154	GOM_NL__2PRFIN20060503_123546_000000352047_00224_21821_9606.N1	03-MAY-2006 12:35:46	Bright	34.500	152	12Alp2CVn	2.8900	11000.	69	21821	No
155	GOM_NL__2PRFIN20060503_124025_000000362047_00224_21821_9607.N1	03-MAY-2006 12:40:25	Bright	35.500	87	64Gam UMa	2.4330	11000.	71	21821	No
156	GOM_NL__2PRFIN20060503_124153_000000362047_00224_21821_9608.N1	03-MAY-2006 12:41:53	Bright	36.000	82	48Bet UMa	2.3650	10600.	72	21821	No
157	GOM_NL__2PRFIN20060503_124311_000000362047_00224_21821_9609.N1	03-MAY-2006 12:43:11	Bright	36.000	36	50Alp UMa	1.8000	6300.0	72	21821	No
158	GOM_NL__2PRFIN20060503_125031_000000332047_00224_21821_9610.N1	03-MAY-2006 12:50:31	Bright	33.000	49	1Alp UMi	1.9900	6300.0	66	21821	No
159	GOM_NL__2PRFIN20060503_125830_000000332047_00224_21821_9611.N1	03-MAY-2006 12:58:30	Bright	33.000	110	37Del Cas	2.6780	8900.0	66	21821	No
160	GOM_NL__2PRFIN20060503_125950_000000362047_00224_21821_9612.N1	03-MAY-2006 12:59:50	Bright	35.500	68	18Alp Cas	2.2250	4500.0	71	21821	No

161	GOM_NL__2PRFIN20060503_132546_000000452047_00224_21821_9613.N1	03-MAY-2006 13:25:46	Dark	44.500	18	24Alp PsA	1.1660	9700.0	89	21821	No
162	GOM_NL__2PRFIN20060503_133134_000000472047_00224_21821_9614.N1	03-MAY-2006 13:31:34	Dark	46.500	31	Alp Gru	1.7340	15200.	93	21821	No
163	GOM_NL__2PRFIN20060503_133405_000000382047_00225_21822_9488.N1	03-MAY-2006 13:34:05	Dark	37.500	148	Alp Tuc	2.8780	4100.0	75	21822	No
164	GOM_NL__2PRFIN20060503_134332_000000482047_00225_21822_9489.N1	03-MAY-2006 13:43:32	Straylight	47.500	43	Alp TrA	1.9100	4250.0	95	21822	No
165	GOM_NL__2PRFIN20060503_134544_000000382047_00225_21822_9490.N1	03-MAY-2006 13:45:44	Straylight	37.500	134	Bet TrA	2.8100	6600.0	75	21822	No
166	GOM_NL__2PRFIN20060503_134744_000000432047_00225_21822_9491.N1	03-MAY-2006 13:47:44	Straylight	42.500	4	Alp1Cen	-0.010000	5800.0	85	21822	No
167	GOM_NL__2PRFIN20060503_135111_000000372047_00225_21822_9492.N1	03-MAY-2006 13:51:11	Straylight	36.500	78	Alp Lup	2.3040	28000.	73	21822	No
168	GOM_NL__2PRFIN20060503_135243_000000412047_00225_21822_9493.N1	03-MAY-2006 13:52:43	Straylight	41.000	81	Eta Cen	2.3560	28000.	82	21822	No
169	GOM_NL__2PRFIN20060503_135446_000000482047_00225_21822_9494.N1	03-MAY-2006 13:54:46	Tw_i_and_stray	47.500	54	5The Cen	2.0550	4500.0	95	21822	No
170	GOM_NL__2PRFIN20060503_135901_000000372047_00225_21822_9495.N1	03-MAY-2006 13:59:01	Bright	36.500	169	46Gam Hya	2.9910	4700.0	73	21822	No
171	GOM_NL__2PRFIN20060503_140219_000000382047_00225_21822_9496.N1	03-MAY-2006 14:02:19	Bright	37.500	15	67Alp Vir	0.97600	28000.	75	21822	No
172	GOM_NL__2PRFIN20060503_140525_000000362047_00225_21822_9497.N1	03-MAY-2006 14:05:25	Bright	36.000	121	29Gam Vir	2.7400	7200.0	72	21822	No
173	GOM_NL__2PRFIN20060503_140841_000000352047_00225_21822_9498.N1	03-MAY-2006 14:08:41	Bright	34.500	138	47Eps Vir	2.8280	4700.0	69	21822	No
174	GOM_NL__2PRFIN20060503_141622_000000342047_00225_21822_9499.N1	03-MAY-2006 14:16:22	Bright	34.000	152	12Alp2CVn	2.8900	11000.	68	21822	No
175	GOM_NL__2PRFIN20060503_142101_000000372047_00225_21822_9500.N1	03-MAY-2006 14:21:01	Bright	36.500	87	64Gam UMa	2.4330	11000.	73	21822	No
176	GOM_NL__2PRFIN20060503_142230_000000362047_00225_21822_9501.N1	03-MAY-2006 14:22:30	Bright	35.500	82	48Bet UMa	2.3650	10600.	71	21822	No
177	GOM_NL__2PRFIN20060503_142347_000000382047_00225_21822_9502.N1	03-MAY-2006 14:23:47	Bright	37.500	36	50Alp UMa	1.8000	6300.0	75	21822	No
178	GOM_NL__2PRFIN20060503_143107_000000332047_00225_21822_9503.N1	03-MAY-2006 14:31:07	Bright	32.500	49	1Alp UMi	1.9900	6300.0	65	21822	No
179	GOM_NL__2PRFIN20060503_143906_000000332047_00225_21822_9504.N1	03-MAY-2006 14:39:06	Bright	32.500	110	37Del Cas	2.6780	8900.0	65	21822	No
180	GOM_NL__2PRFIN20060503_144026_000000342047_00225_21822_9505.N1	03-MAY-2006 14:40:26	Bright	34.000	68	18Alp Cas	2.2250	4500.0	68	21822	No
181	GOM_NL__2PRFIN20060503_150623_000000482047_00225_21822_9506.N1	03-MAY-2006 15:06:23	Dark	47.500	18	24Alp PsA	1.1660	9700.0	95	21822	No
182	GOM_NL__2PRFIN20060503_151211_000000462047_00225_21822_9507.N1	03-MAY-2006 15:12:11	Dark	45.500	31	Alp Gru	1.7340	15200.	91	21822	No
183	GOM_NL__2PRFIN20060503_151441_000000452047_00226_21823_9488.N1	03-MAY-2006 15:14:41	Dark	45.000	148	Alp Tuc	2.8780	4100.0	90	21823	No
184	GOM_NL__2PRFIN20060503_152408_000000412047_00226_21823_9489.N1	03-MAY-2006 15:24:08	Straylight	40.500	43	Alp TrA	1.9100	4250.0	81	21823	No
185	GOM_NL__2PRFIN20060503_152620_000000372047_00226_21823_9490.N1	03-MAY-2006 15:26:20	Straylight	36.500	134	Bet TrA	2.8100	6600.0	73	21823	No
186	GOM_NL__2PRFIN20060503_152820_000000482047_00226_21823_9491.N1	03-MAY-2006 15:28:20	Straylight	47.500	4	Alp1Cen	-0.010000	5800.0	95	21823	No
187	GOM_NL__2PRFIN20060503_153147_000000412047_00226_21823_9492.N1	03-MAY-2006 15:31:47	Straylight	40.500	78	Alp Lup	2.3040	28000.	81	21823	No
188	GOM_NL__2PRFIN20060503_153319_000000392047_00226_21823_9493.N1	03-MAY-2006 15:33:19	Straylight	39.000	81	Eta Cen	2.3560	28000.	78	21823	No
189	GOM_NL__2PRFIN20060503_153522_000000412047_00226_21823_9494.N1	03-MAY-2006 15:35:22	Tw_i_and_stray	41.000	54	5The Cen	2.0550	4500.0	82	21823	No
190	GOM_NL__2PRFIN20060503_153937_000000382047_00226_21823_9495.N1	03-MAY-2006 15:39:37	Bright	38.000	169	46Gam Hya	2.9910	4700.0	76	21823	No
191	GOM_NL__2PRFIN20060503_154255_000000392047_00226_21823_9496.N1	03-MAY-2006 15:42:55	Bright	39.000	15	67Alp Vir	0.97600	28000.	78	21823	No
192	GOM_NL__2PRFIN20060503_154601_000000362047_00226_21823_9497.N1	03-MAY-2006 15:46:01	Bright	35.500	121	29Gam Vir	2.7400	7200.0	71	21823	No
193	GOM_NL__2PRFIN20060503_154917_000000352047_00226_21823_9498.N1	03-MAY-2006 15:49:17	Bright	35.000	138	47Eps Vir	2.8280	4700.0	70	21823	No
194	GOM_NL__2PRFIN20060503_155658_000000352047_00226_21823_9499.N1	03-MAY-2006 15:56:58	Bright	35.000	152	12Alp2CVn	2.8900	11000.	70	21823	No
195	GOM_NL__2PRFIN20060503_160137_000000362047_00226_21823_9500.N1	03-MAY-2006 16:01:37	Bright	36.000	87	64Gam UMa	2.4330	11000.	72	21823	No
196	GOM_NL__2PRFIN20060503_160306_000000352047_00226_21823_9501.N1	03-MAY-2006 16:03:06	Bright	34.500	82	48Bet UMa	2.3650	10600.	69	21823	No
197	GOM_NL__2PRFIN20060503_160423_000000372047_00226_21823_9502.N1	03-MAY-2006 16:04:23	Bright	37.000	36	50Alp UMa	1.8000	6300.0	74	21823	No
198	GOM_NL__2PRFIN20060503_161143_000000362047_00226_21823_9503.N1	03-MAY-2006 16:11:43	Bright	35.500	49	1Alp UMi	1.9900	6300.0	71	21823	No
199	GOM_NL__2PRFIN20060503_161942_000000332047_00226_21823_9504.N1	03-MAY-2006 16:19:42	Bright	33.000	110	37Del Cas	2.6780	8900.0	66	21823	No
200	GOM_NL__2PRFIN20060503_162102_000000332047_00226_21823_9505.N1	03-MAY-2006 16:21:02	Bright	33.000	68	18Alp Cas	2.2250	4500.0	66	21823	No
201	GOM_NL__2PRFIN20060503_164659_000000462047_00226_21823_9506.N1	03-MAY-2006 16:46:59	Dark	45.500	18	24Alp PsA	1.1660	9700.0	91	21823	No
202	GOM_NL__2PRFIN20060503_165247_000000412047_00226_21823_9507.N1	03-MAY-2006 16:52:47	Dark	41.000	31	Alp Gru	1.7340	15200.	82	21823	No
203	GOM_NL__2PRFIN20060503_165517_000000392047_00227_21824_9488.N1	03-MAY-2006 16:55:17	Dark	38.500	148	Alp Tuc	2.8780	4100.0	77	21824	No
204	GOM_NL__2PRFIN20060503_170444_000000392047_00227_21824_9489.N1	03-MAY-2006 17:04:44	Straylight	39.000	43	Alp TrA	1.9100	4250.0	78	21824	No
205	GOM_NL__2PRFIN20060503_170656_000000382047_00227_21824_9490.N1	03-MAY-2006 17:06:56	Straylight	37.500	134	Bet TrA	2.8100	6600.0	75	21824	No
206	GOM_NL__2PRFIN20060503_170856_000000472047_00227_21824_9491.N1	03-MAY-2006 17:08:56	Straylight	47.000	4	Alp1Cen	-0.010000	5800.0	94	21824	No
207	GOM_NL__2PRFIN20060503_171223_000000392047_00227_21824_9492.N1	03-MAY-2006 17:12:23	Straylight	39.000	78	Alp Lup	2.3040	28000.	78	21824	No
208	GOM_NL__2PRFIN20060503_171356_000000382047_00227_21824_9493.N1	03-MAY-2006 17:13:56	Straylight	37.500	81	Eta Cen	2.3560	28000.	75	21824	No
209	GOM_NL__2PRFIN20060503_171559_000000432047_00227_21824_9494.N1	03-MAY-2006 17:15:59	Tw_i_and_stray	43.000	54	5The Cen	2.0550	4500.0	86	21824	No
210	GOM_NL__2PRFIN20060503_172013_000000392047_00227_21824_9495.N1	03-MAY-2006 17:20:13	Bright	39.000	169	46Gam Hya	2.9910	4700.0	78	21824	No
211	GOM_NL__2PRFIN20060503_172331_000000382047_00227_21824_9496.N1	03-MAY-2006 17:23:31	Bright	37.500	15	67Alp Vir	0.97600	28000.	75	21824	No
212	GOM_NL__2PRFIN20060503_172637_000000372047_00227_21824_9497.N1	03-MAY-2006 17:26:37	Bright	36.500	121	29Gam Vir	2.7400	7200.0	73	21824	No
213	GOM_NL__2PRFIN20060503_172953_000000352047_00227_21824_9498.N1	03-MAY-2006 17:29:53	Bright	35.000	138	47Eps Vir	2.8280	4700.0	70	21824	No
214	GOM_NL__2PRFIN20060503_173734_000000342047_00227_21824_9499.N1	03-MAY-2006 17:37:34	Bright	34.000	152	12Alp2CVn	2.8900	11000.	68	21824	No
215	GOM_NL__2PRFIN20060503_174213_000000342047_00227_21824_9500.N1	03-MAY-2006 17:42:13	Bright	34.000	87	64Gam UMa	2.4330	11000.	68	21824	No
216	GOM_NL__2PRFIN20060503_174342_000000362047_00227_21824_9501.N1	03-MAY-2006 17:43:42	Bright	35.500	82	48Bet UMa	2.3650	10600.	71	21824	No
217	GOM_NL__2PRFIN20060503_174459_000000372047_00227_21824_9502.N1	03-MAY-2006 17:44:59	Bright	37.000	36	50Alp UMa	1.8000	6300.0	74	21824	No
218	GOM_NL__2PRFIN20060503_175219_000000372047_00227_21824_9503.N1	03-MAY-2006 17:52:19	Bright	36.500	49	1Alp UMi	1.9900	6300.0	73	21824	No
219	GOM_NL__2PRFIN20060503_180018_000000342047_00227_21824_9504.N1	03-MAY-2006 18:00:18	Bright	33.500	110	37Del Cas	2.6780	8900.0	67	21824	No



220	GOM_NL__2PRFIN20060503_180138_000000342047_00227_21824_9505.N1	03-MAY-2006 18:01:38	Bright	34.000	68	18Alp Cas	2.2250	4500.0	68	21824	No
221	GOM_NL__2PRFIN20060503_182736_000000412047_00227_21824_9506.N1	03-MAY-2006 18:27:36	Dark	41.000	18	24Alp PsA	1.1660	9700.0	82	21824	No
222	GOM_NL__2PRFIN20060503_183324_000000412047_00227_21824_9507.N1	03-MAY-2006 18:33:24	Dark	41.000	31	Alp Gru	1.7340	15200.	82	21824	No
223	GOM_NL__2PRFIN20060503_183554_000000382047_00228_21825_9488.N1	03-MAY-2006 18:35:54	Dark	37.500	148	Alp Tuc	2.8780	4100.0	75	21825	No
224	GOM_NL__2PRFIN20060503_184521_000000392047_00228_21825_9489.N1	03-MAY-2006 18:45:21	Straylight	38.500	43	Alp TrA	1.9100	4250.0	77	21825	No
225	GOM_NL__2PRFIN20060503_184733_000000382047_00228_21825_9490.N1	03-MAY-2006 18:47:33	Straylight	38.000	134	Bet TrA	2.8100	6600.0	76	21825	No
226	GOM_NL__2PRFIN20060503_184933_000000432047_00228_21825_9491.N1	03-MAY-2006 18:49:33	Straylight	43.000	4	Alp1Cen	-0.010000	5800.0	86	21825	No
227	GOM_NL__2PRFIN20060503_185300_000000382047_00228_21825_9492.N1	03-MAY-2006 18:53:00	Straylight	38.000	78	Alp Lup	2.3040	28000.	76	21825	No
228	GOM_NL__2PRFIN20060503_185432_000000402047_00228_21825_9493.N1	03-MAY-2006 18:54:32	Straylight	39.500	81	Eta Cen	2.3560	28000.	79	21825	No
229	GOM_NL__2PRFIN20060503_185635_000000452047_00228_21825_9494.N1	03-MAY-2006 18:56:35	Tw_i_and_stray	45.000	54	5The Cen	2.0550	4500.0	90	21825	No
230	GOM_NL__2PRFIN20060503_190049_000000352047_00228_21825_9495.N1	03-MAY-2006 19:00:49	Bright	35.000	169	46Gam Hya	2.9910	4700.0	70	21825	No
231	GOM_NL__2PRFIN20060503_190407_000000392047_00228_21825_9496.N1	03-MAY-2006 19:04:07	Bright	38.500	15	67Alp Vir	0.97600	28000.	77	21825	No
232	GOM_NL__2PRFIN20060503_190713_000000362047_00228_21825_9497.N1	03-MAY-2006 19:07:13	Bright	35.500	121	29Gam Vir	2.7400	7200.0	71	21825	No
233	GOM_NL__2PRFIN20060503_191029_000000352047_00228_21825_9498.N1	03-MAY-2006 19:10:29	Bright	35.000	138	47Eps Vir	2.8280	4700.0	70	21825	No
234	GOM_NL__2PRFIN20060503_191810_000000342047_00228_21825_9499.N1	03-MAY-2006 19:18:10	Bright	34.000	152	12Alp2CVn	2.8900	11000.	68	21825	No
235	GOM_NL__2PRFIN20060503_192250_000000362047_00228_21825_9500.N1	03-MAY-2006 19:22:50	Bright	36.000	87	64Gam UMa	2.4330	11000.	72	21825	No
236	GOM_NL__2PRFIN20060503_192419_000000362047_00228_21825_9501.N1	03-MAY-2006 19:24:19	Bright	36.000	82	48Bet UMa	2.3650	10600.	72	21825	No
237	GOM_NL__2PRFIN20060503_192536_000000342047_00228_21825_9502.N1	03-MAY-2006 19:25:36	Bright	34.000	36	50Alp UMa	1.8000	6300.0	68	21825	No
238	GOM_NL__2PRFIN20060503_193255_000000352047_00228_21825_9503.N1	03-MAY-2006 19:32:55	Bright	35.000	49	1Alp UMi	1.9900	6300.0	70	21825	No
239	GOM_NL__2PRFIN20060503_194054_000000322047_00228_21825_9504.N1	03-MAY-2006 19:40:54	Bright	31.500	110	37Del Cas	2.6780	8900.0	63	21825	No
240	GOM_NL__2PRFIN20060503_194214_000000342047_00228_21825_9505.N1	03-MAY-2006 19:42:14	Bright	33.500	68	18Alp Cas	2.2250	4500.0	67	21825	No
241	GOM_NL__2PRFIN20060503_200812_000000452047_00228_21825_9506.N1	03-MAY-2006 20:08:12	Dark	44.500	18	24Alp PsA	1.1660	9700.0	89	21825	No
242	GOM_NL__2PRFIN20060503_201401_000000392047_00228_21825_9507.N1	03-MAY-2006 20:14:01	Dark	38.500	31	Alp Gru	1.7340	15200.	77	21825	No
243	GOM_NL__2PRFIN20060503_201630_000000402047_00229_21826_9508.N1	03-MAY-2006 20:16:30	Dark	39.500	148	Alp Tuc	2.8780	4100.0	79	21826	No
244	GOM_NL__2PRFIN20060503_202557_000000412047_00229_21826_9509.N1	03-MAY-2006 20:25:57	Straylight	41.000	43	Alp TrA	1.9100	4250.0	82	21826	No
245	GOM_NL__2PRFIN20060503_202809_000000382047_00229_21826_9510.N1	03-MAY-2006 20:28:09	Straylight	37.500	134	Bet TrA	2.8100	6600.0	75	21826	No
246	GOM_NL__2PRFIN20060503_203009_000000452047_00229_21826_9511.N1	03-MAY-2006 20:30:09	Straylight	45.000	4	Alp1Cen	-0.010000	5800.0	90	21826	No
247	GOM_NL__2PRFIN20060503_203336_000000412047_00229_21826_9512.N1	03-MAY-2006 20:33:36	Straylight	40.500	78	Alp Lup	2.3040	28000.	81	21826	No
248	GOM_NL__2PRFIN20060503_203508_000000392047_00229_21826_9513.N1	03-MAY-2006 20:35:08	Straylight	39.000	81	Eta Cen	2.3560	28000.	78	21826	No
249	GOM_NL__2PRFIN20060503_203711_000000412047_00229_21826_9514.N1	03-MAY-2006 20:37:11	Tw_i_and_stray	41.000	54	5The Cen	2.0550	4500.0	82	21826	No
250	GOM_NL__2PRFIN20060503_204125_000000372047_00229_21826_9515.N1	03-MAY-2006 20:41:25	Bright	37.000	169	46Gam Hya	2.9910	4700.0	74	21826	No
251	GOM_NL__2PRFIN20060503_204443_000000392047_00229_21826_9516.N1	03-MAY-2006 20:44:43	Bright	38.500	15	67Alp Vir	0.97600	28000.	77	21826	No
252	GOM_NL__2PRFIN20060503_204749_000000372047_00229_21826_9517.N1	03-MAY-2006 20:47:49	Bright	36.500	121	29Gam Vir	2.7400	7200.0	73	21826	No
253	GOM_NL__2PRFIN20060503_205105_000000352047_00229_21826_9518.N1	03-MAY-2006 20:51:05	Bright	35.000	138	47Eps Vir	2.8280	4700.0	70	21826	No
254	GOM_NL__2PRFIN20060503_205846_000000352047_00229_21826_9519.N1	03-MAY-2006 20:58:46	Bright	35.000	152	12Alp2CVn	2.8900	11000.	70	21826	No
255	GOM_NL__2PRFIN20060503_210326_000000342047_00229_21826_9520.N1	03-MAY-2006 21:03:26	Bright	34.000	87	64Gam UMa	2.4330	11000.	68	21826	No
256	GOM_NL__2PRFIN20060503_210455_000000362047_00229_21826_9521.N1	03-MAY-2006 21:04:55	Bright	35.500	82	48Bet UMa	2.3650	10600.	71	21826	No
257	GOM_NL__2PRFIN20060503_210612_000000372047_00229_21826_9522.N1	03-MAY-2006 21:06:12	Bright	37.000	36	50Alp UMa	1.8000	6300.0	74	21826	No
258	GOM_NL__2PRFIN20060503_211331_000000372047_00229_21826_9523.N1	03-MAY-2006 21:13:31	Bright	36.500	49	1Alp UMi	1.9900	6300.0	73	21826	No
259	GOM_NL__2PRFIN20060503_212130_000000332047_00229_21826_9524.N1	03-MAY-2006 21:21:30	Bright	32.500	110	37Del Cas	2.6780	8900.0	65	21826	No
260	GOM_NL__2PRFIN20060503_212250_000000522047_00229_21826_9525.N1	03-MAY-2006 21:22:50	Bright	51.500	68	18Alp Cas	2.2250	4500.0	103	21826	No
261	GOM_NL__2PRFIN20060503_214849_000000462047_00229_21826_9526.N1	03-MAY-2006 21:48:49	Dark	45.500	18	24Alp PsA	1.1660	9700.0	91	21826	No
262	GOM_NL__2PRFIN20060503_215437_000000422047_00229_21826_9527.N1	03-MAY-2006 21:54:37	Dark	41.500	31	Alp Gru	1.7340	15200.	83	21826	No
263	GOM_NL__2PRFIN20060503_220633_000000402047_00230_21827_9508.N1	03-MAY-2006 22:06:33	Straylight	40.000	43	Alp TrA	1.9100	4250.0	80	21827	No
264	GOM_NL__2PRFIN20060503_220845_000000382047_00230_21827_9509.N1	03-MAY-2006 22:08:45	Straylight	37.500	134	Bet TrA	2.8100	6600.0	75	21827	No
265	GOM_NL__2PRFIN20060503_221045_000000462047_00230_21827_9510.N1	03-MAY-2006 22:10:45	Straylight	46.000	4	Alp1Cen	-0.010000	5800.0	92	21827	No
266	GOM_NL__2PRFIN20060503_221412_000000402047_00230_21827_9511.N1	03-MAY-2006 22:14:12	Straylight	40.000	78	Alp Lup	2.3040	28000.	80	21827	No
267	GOM_NL__2PRFIN20060503_221544_000000412047_00230_21827_9512.N1	03-MAY-2006 22:15:44	Straylight	40.500	81	Eta Cen	2.3560	28000.	81	21827	No
268	GOM_NL__2PRFIN20060503_221747_000000432047_00230_21827_9513.N1	03-MAY-2006 22:17:47	Tw_i_and_stray	43.000	54	5The Cen	2.0550	4500.0	86	21827	No
269	GOM_NL__2PRFIN20060503_222201_000000392047_00230_21827_9514.N1	03-MAY-2006 22:22:01	Bright	38.500	169	46Gam Hya	2.9910	4700.0	77	21827	No
270	GOM_NL__2PRFIN20060503_222519_000000392047_00230_21827_9515.N1	03-MAY-2006 22:25:19	Bright	39.000	15	67Alp Vir	0.97600	28000.	78	21827	No
271	GOM_NL__2PRFIN20060503_222825_000000362047_00230_21827_9516.N1	03-MAY-2006 22:28:25	Bright	36.000	121	29Gam Vir	2.7400	7200.0	72	21827	No
272	GOM_NL__2PRFIN20060503_223141_000000352047_00230_21827_9517.N1	03-MAY-2006 22:31:41	Bright	35.000	138	47Eps Vir	2.8280	4700.0	70	21827	No
273	GOM_NL__2PRFIN20060503_223922_000000342047_00230_21827_9518.N1	03-MAY-2006 22:39:22	Bright	34.000	152	12Alp2CVn	2.8900	11000.	68	21827	No
274	GOM_NL__2PRFIN20060503_224402_000000352047_00230_21827_9519.N1	03-MAY-2006 22:44:02	Bright	35.000	87	64Gam UMa	2.4330	11000.	70	21827	No
275	GOM_NL__2PRFIN20060503_224531_000000372047_00230_21827_9520.N1	03-MAY-2006 22:45:31	Bright	37.000	82	48Bet UMa	2.3650	10600.	74	21827	No
276	GOM_NL__2PRFIN20060503_224648_000000392047_00230_21827_9521.N1	03-MAY-2006 22:46:48	Bright	38.500	36	50Alp UMa	1.8000	6300.0	77	21827	No
277	GOM_NL__2PRFIN20060503_225407_000000362047_00230_21827_9522.N1	03-MAY-2006 22:54:07	Bright	36.000	49	1Alp UMi	1.9900	6300.0	72	21827	No
278	GOM_NL__2PRFIN20060503_230206_000000332047_00230_21827_9523.N1	03-MAY-2006 23:02:06	Bright	33.000	110	37Del Cas	2.6780	8900.0	66	21827	No

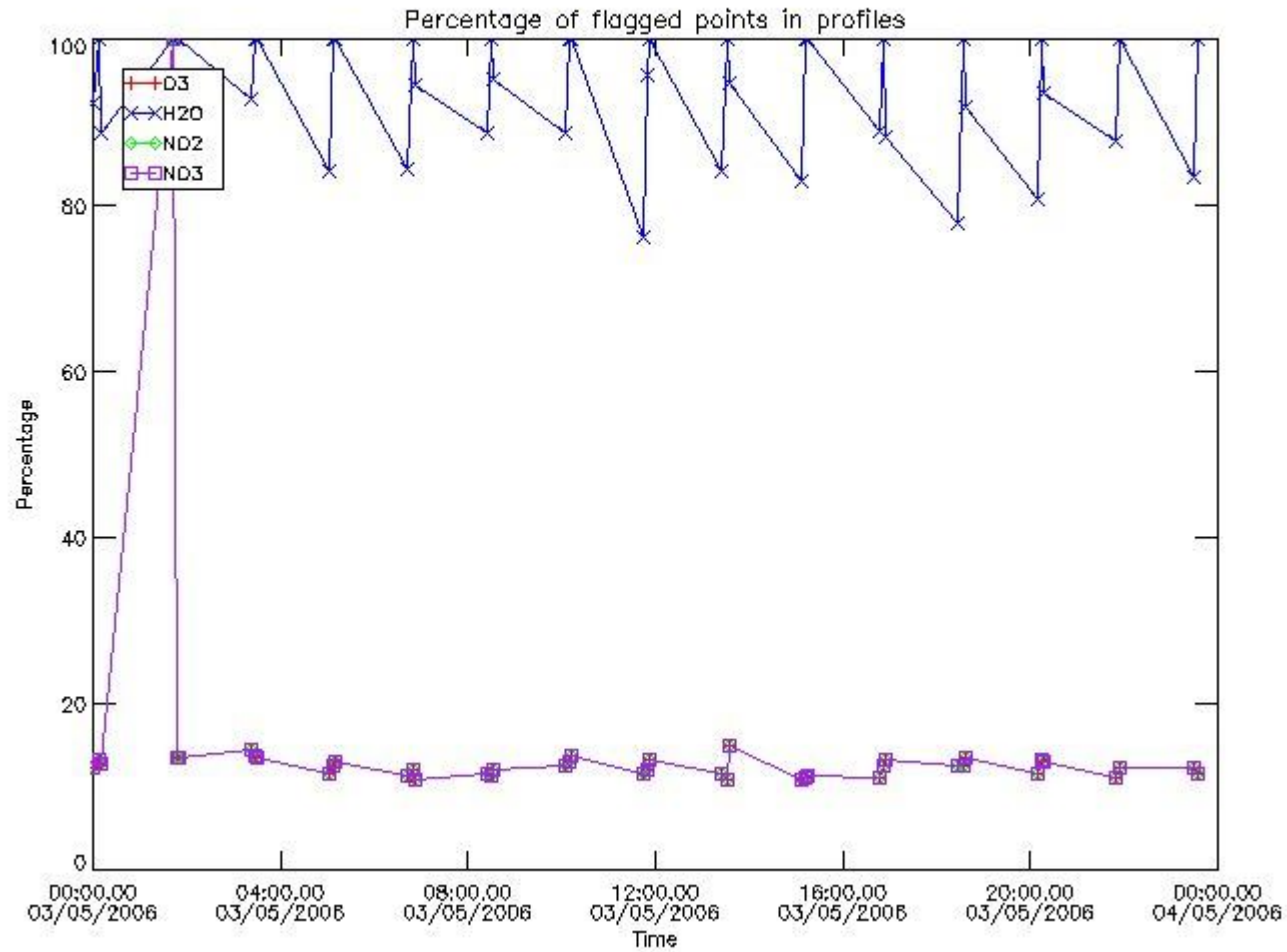


279	GOM_NL__2PRFIN20060503_230326_000000342047_00230_21827_9524.N1	03-MAY-2006 23:03:26	Bright	33.500	68	18Alp Cas	2.2250	4500.0	67	21827	No
280	GOM_NL__2PRFIN20060503_232925_000000462047_00230_21827_9525.N1	03-MAY-2006 23:29:25	Dark	45.500	18	24Alp PsA	1.1660	9700.0	91	21827	No
281	GOM_NL__2PRFIN20060503_233513_000000442047_00230_21827_9526.N1	03-MAY-2006 23:35:13	Dark	44.000	31	Alp Gru	1.7340	15200.	88	21827	No
282	GOM_NL__2PRFIN20060503_234710_000000422047_00231_21828_9508.N1	03-MAY-2006 23:47:10	Straylight	42.000	43	Alp TrA	1.9100	4250.0	84	21828	No
283	GOM_NL__2PRFIN20060503_234921_000000402047_00231_21828_9509.N1	03-MAY-2006 23:49:21	Straylight	39.500	134	Bet TrA	2.8100	6600.0	79	21828	No
284	GOM_NL__2PRFIN20060503_235121_000000512047_00231_21828_9510.N1	03-MAY-2006 23:51:21	Straylight	50.500	4	Alp1Cen	-0.010000	5800.0	101	21828	No
285	GOM_NL__2PRFIN20060503_235448_000000412047_00231_21828_9511.N1	03-MAY-2006 23:54:48	Straylight	40.500	78	Alp Lup	2.3040	28000.	81	21828	No
286	GOM_NL__2PRFIN20060503_235620_000000412047_00231_21828_9512.N1	03-MAY-2006 23:56:20	Straylight	40.500	81	Eta Cen	2.3560	28000.	81	21828	No
287	GOM_NL__2PRFIN20060503_235823_000000472047_00231_21828_9513.N1	03-MAY-2006 23:58:23	Twilight_stray	46.500	54	5The Cen	2.0550	4500.0	93	21828	No

### 3. Quality information per product

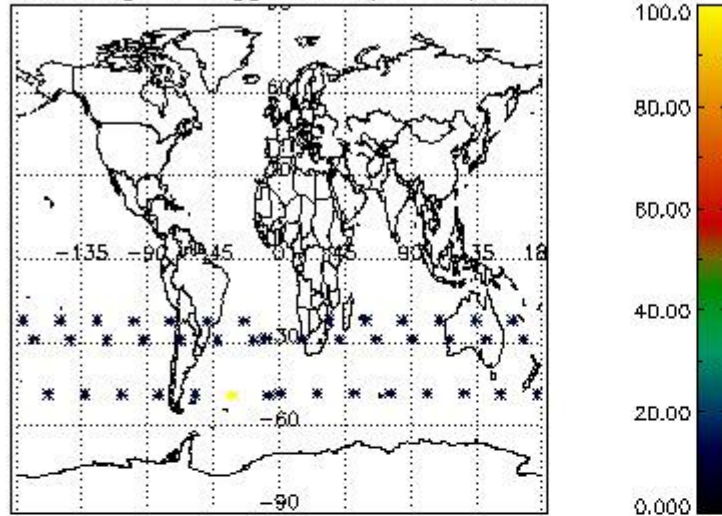
In this section it is plotted some information contained in the Quality Summary data set of the level 2 products. Only products in dark limb conditions and without errors (error flag in the MPH set to "0") are used.

#### 3.1 Plot quality information per product (time dependant)

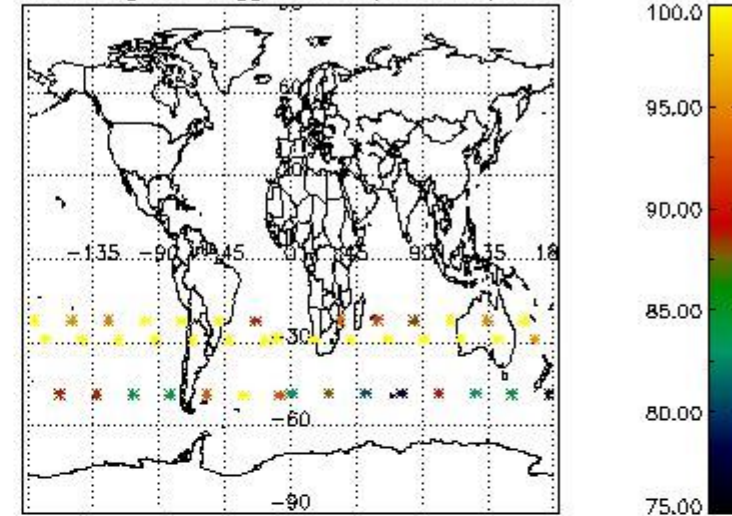


#### 3.2 Plot quality information per product (world map)

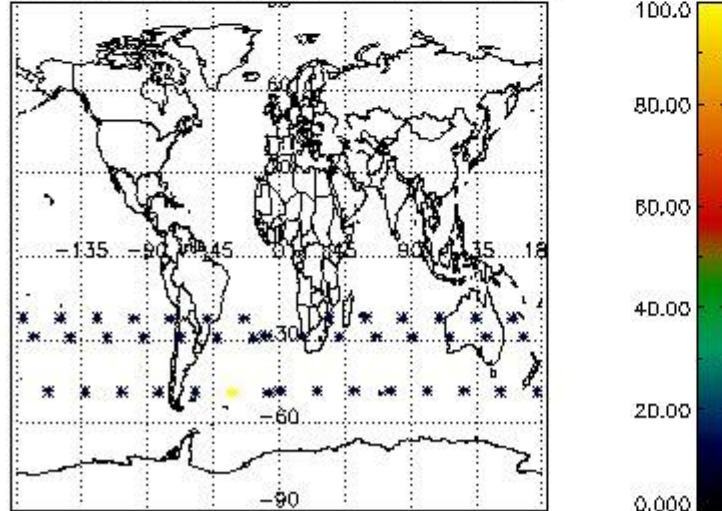
Percentage of flagged data per O3 profile



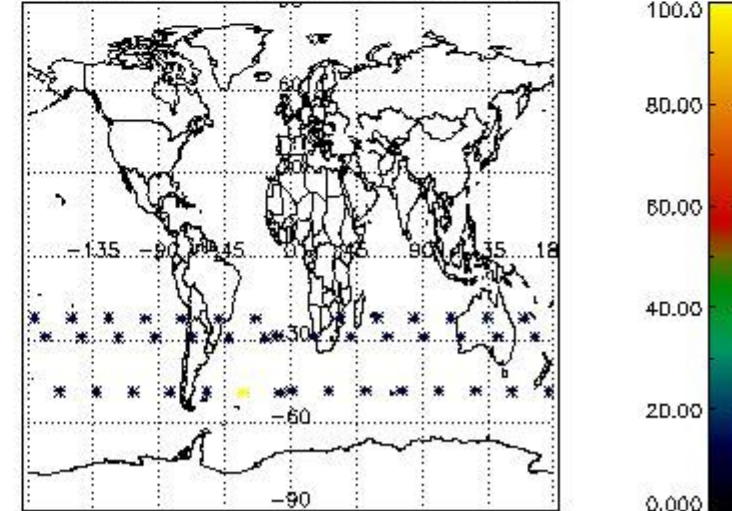
Percentage of flagged data per H2O profile



Percentage of flagged data per NO2 profile



Percentage of flagged data per NO3 profile

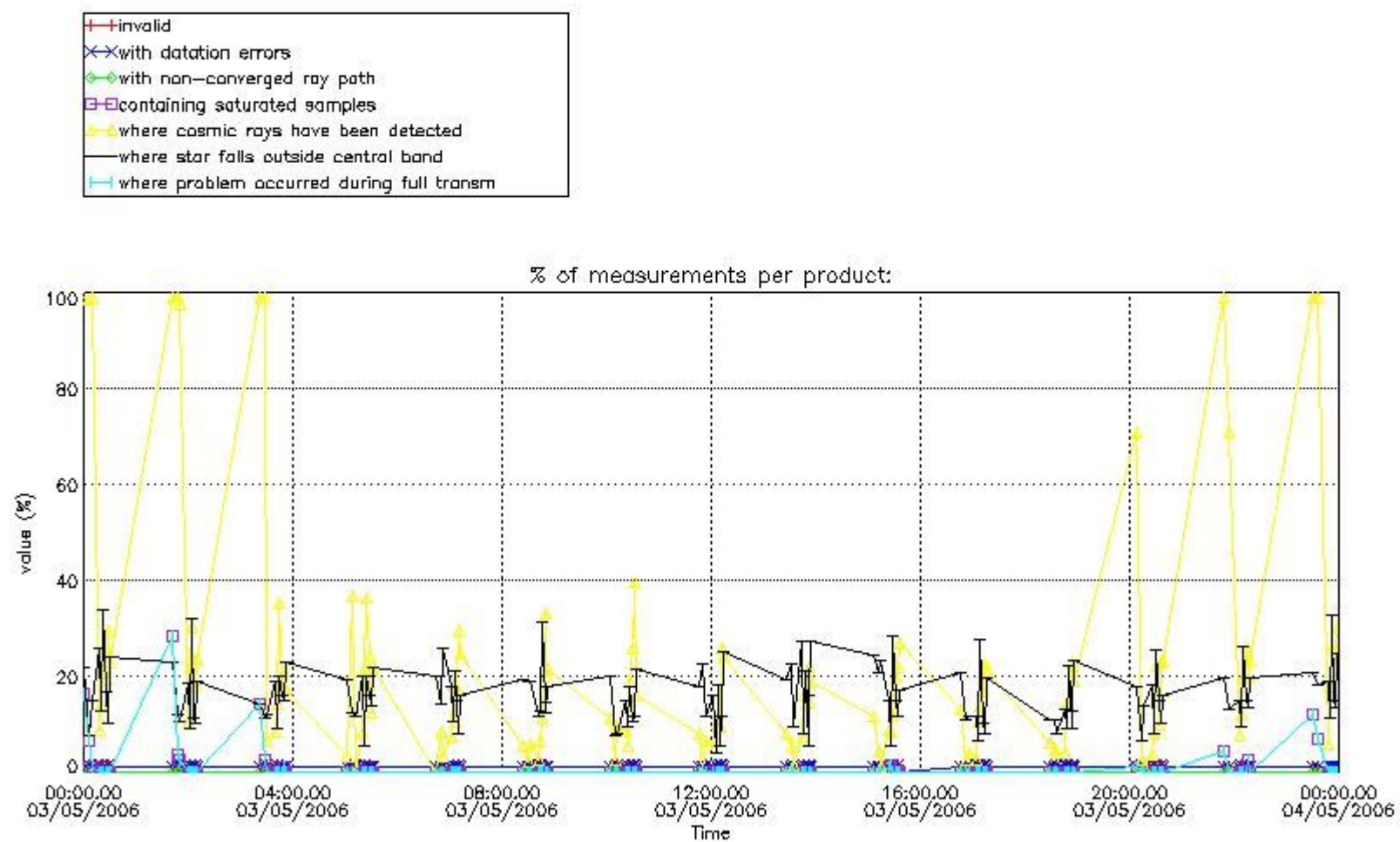


#### 4. Level 1 quality information per product

In this section it is plotted some information contained in the Quality Summary data set of the level 2 products that comes from the level 1b processing. Products without errors (error flag in the MPH set to "0") are used.

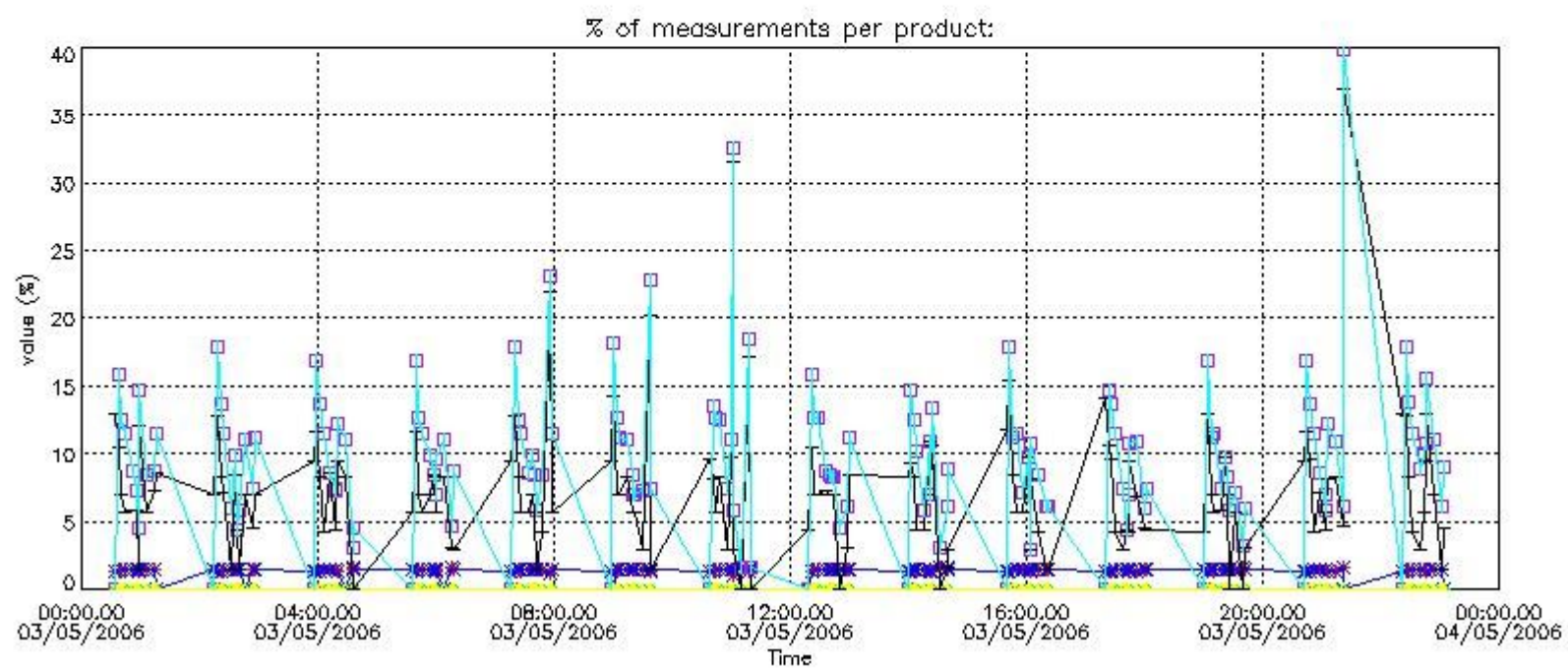
##### 4.1 Plot quality information per product (time dependant) coming from level 1b processing

##### 4.1.1 Plot level 1 quality information per product (time dependant): ENVISAT ASCENDING passes



4.1.2 Plot level 1 quality information per product (time dependant): ENVI SAT DESCENDING passes



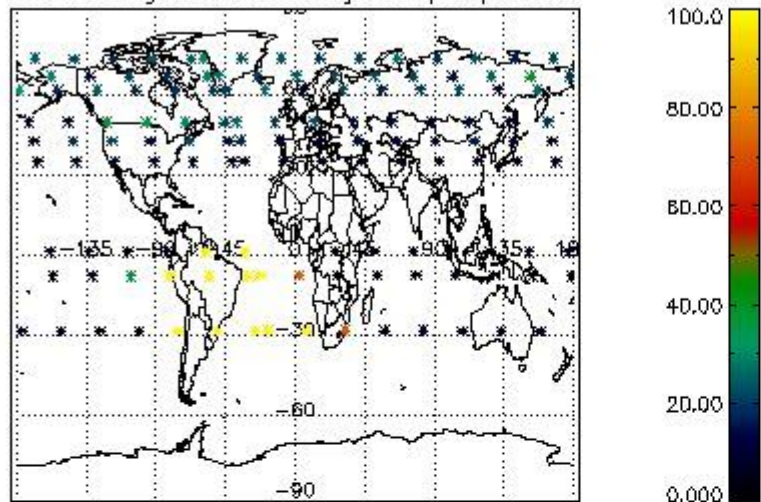


4.2 Plot quality information per product coming from level 1b processing (world map)

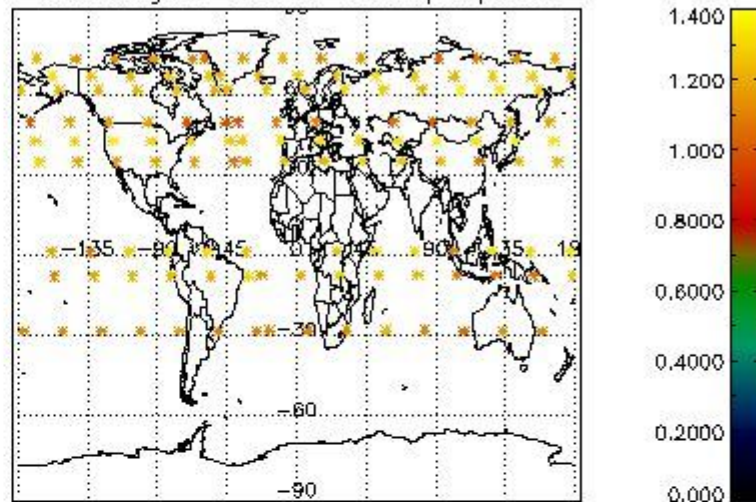
4.2.1 Plot level 1 quality information per product (world map): ENVISAT ASCENDING passes



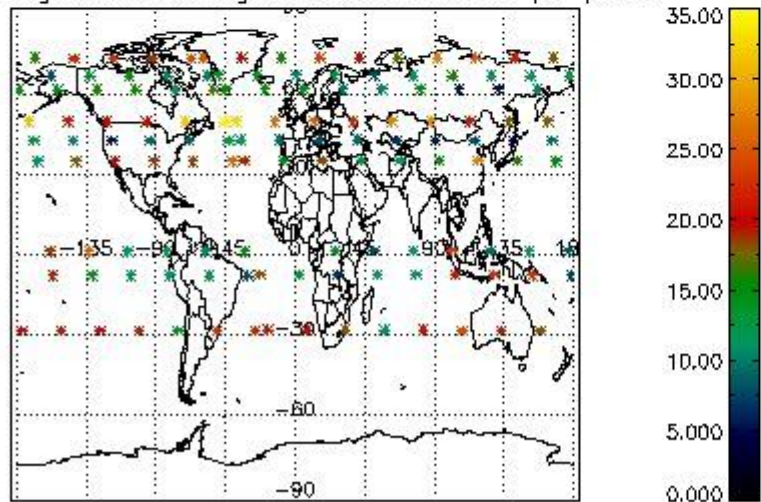
Percentage of cosmic ray hits per profile



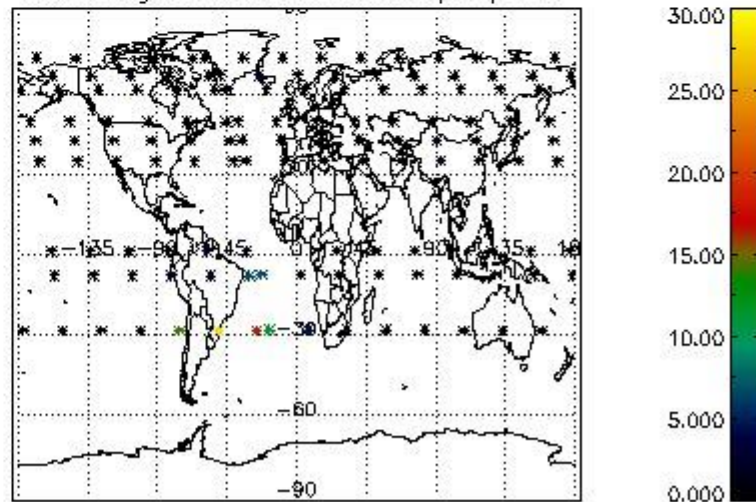
Percentage of datation errors per profile



Percentage of star falling outside central band per profile

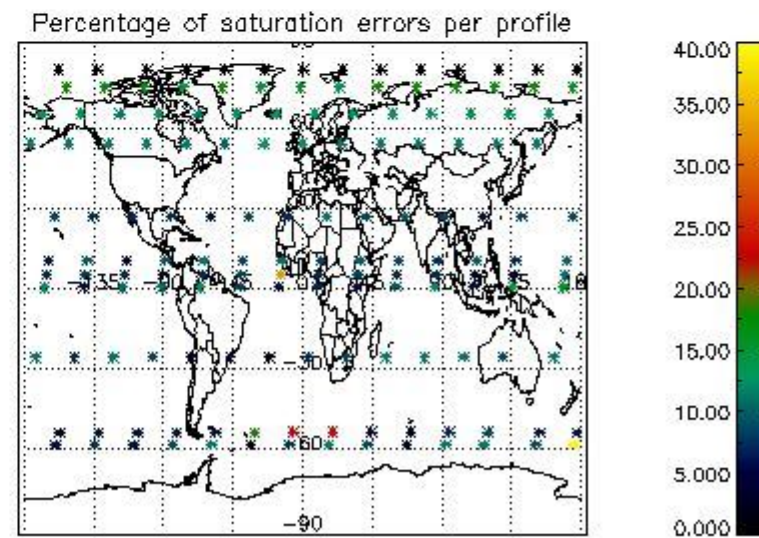
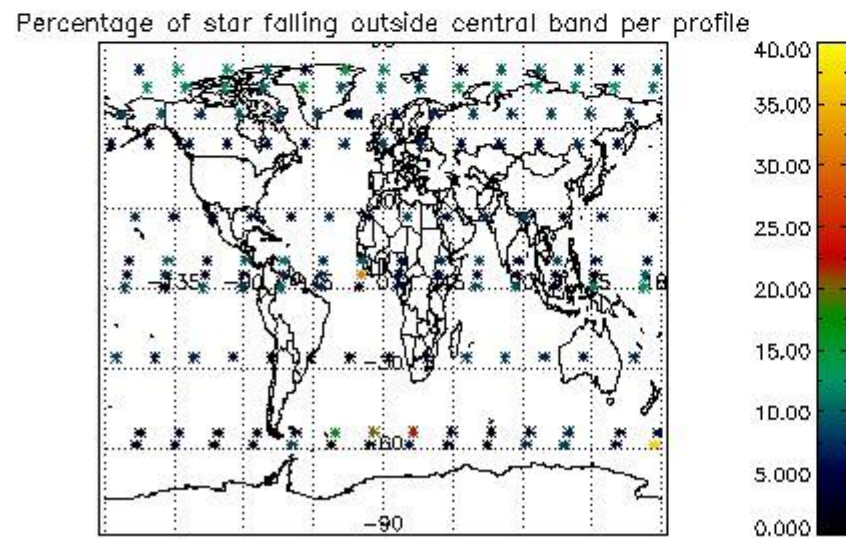
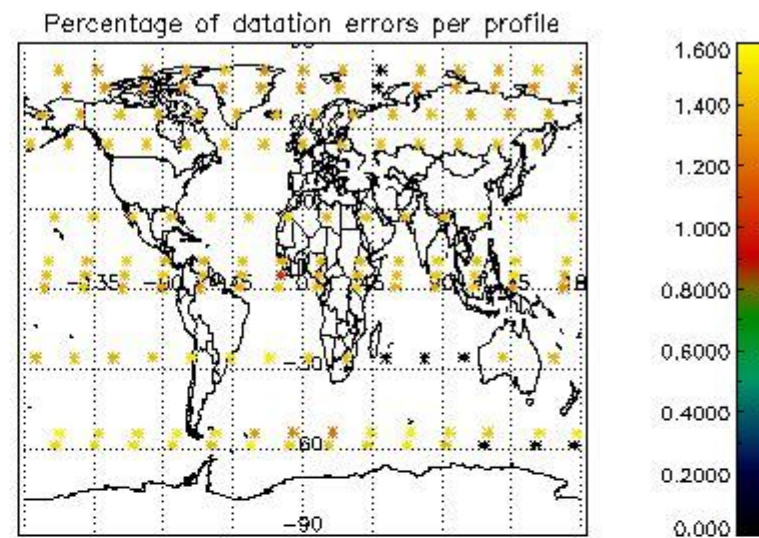
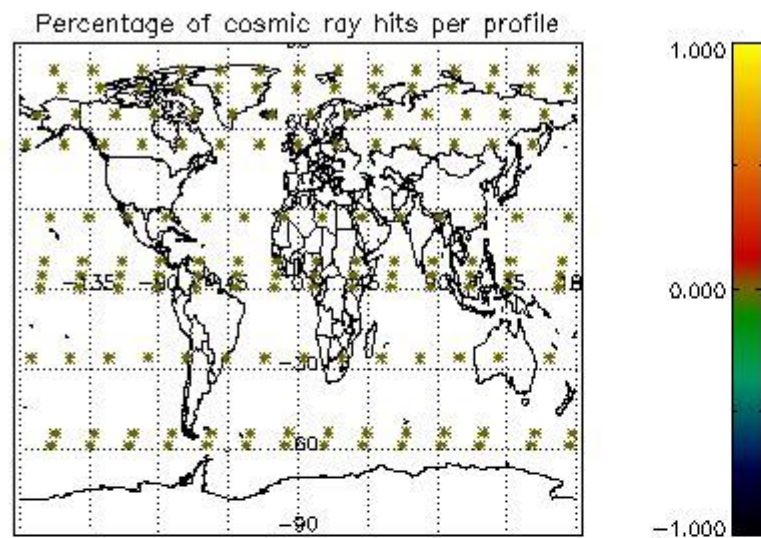


Percentage of saturation errors per profile



4.2.2 Plot level 1 quality information per product (world map): ENVISAT DESCENDING passes





## 5. Trace gas profiles

### 5.1 Ozone statistics based on quality of products

The final quality of the products can be "measured" using the STD (Standard Deviation) attached to every point profile. This information is written to the parameter GOM\_NL\_\_2P/NL\_LOCAL\_SPECIES\_DENSITY/o3\_std of the level 2 products. The table below shows the statistics for given STD ranges.

The statistics are given with respect to the overall valid production:

- Products without fatal errors: GOM\_NL\_\_2P/MPH/PRODUCT\_ERR=0
- Valid point profile: GOM\_NL\_\_2P/NL\_LOCAL\_SPECIES\_DENSITY/pcd(0)=0

The 'Criteria' is applied to valid points of dark limb products:

- Products in dark limb illumination condition: GOM\_NL\_\_2P/NL\_SUMMARY\_QUALITY/obs\_ill\_cond=0
- Products without fatal errors: GOM\_NL\_\_2P/MPH/PRODUCT\_ERR=0
- Valid point profile: GOM\_NL\_\_2P/NL\_LOCAL\_SPECIES\_DENSITY/pcd(0)=0

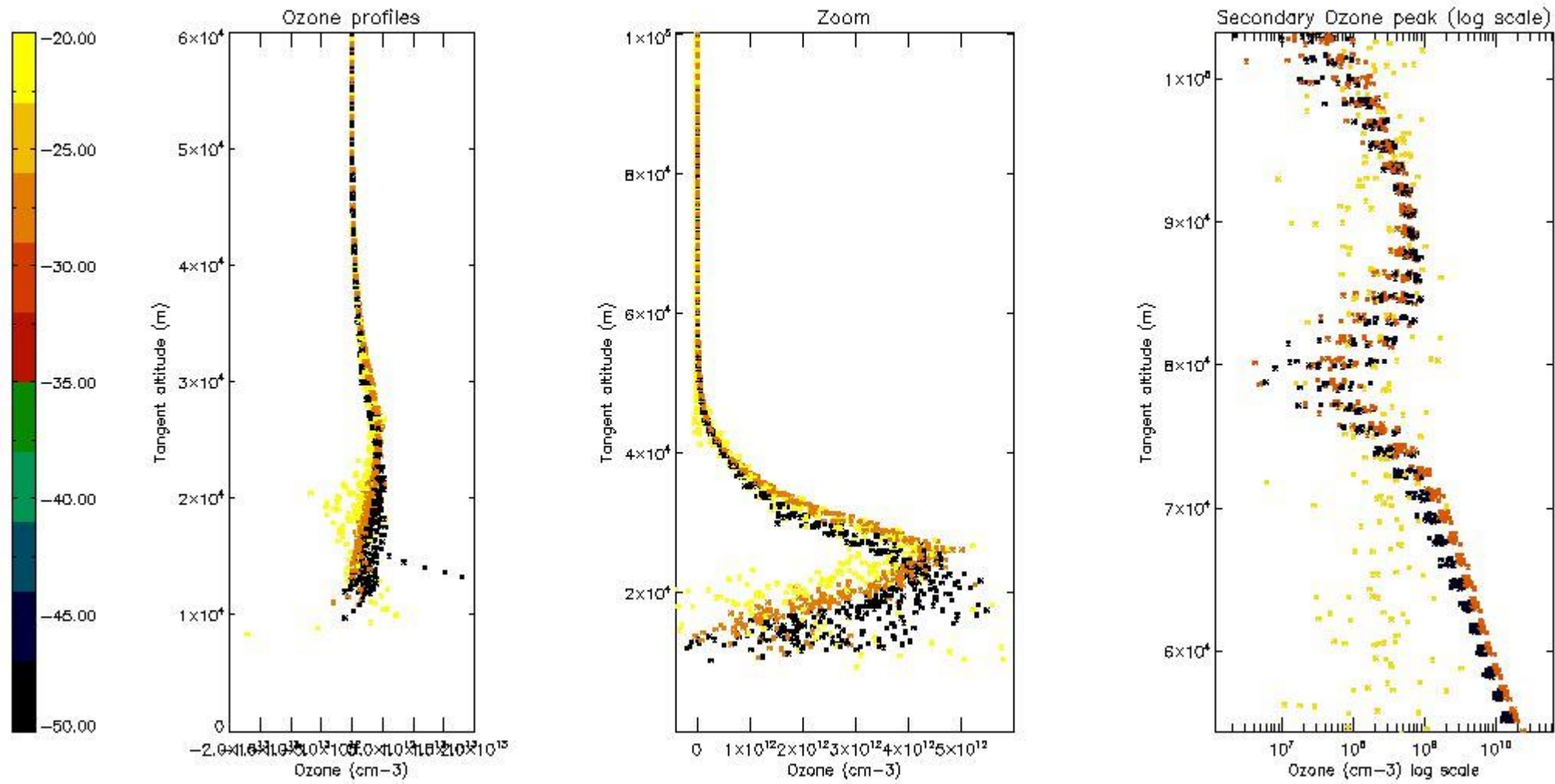
So, the table below shows the percentage of dark limb and valid observations for each criteria with respect to the overall valid daily observations.

Criteria	% of total production
All STD	17
STD < 20	9

STD < 10	7
STD < 5	5

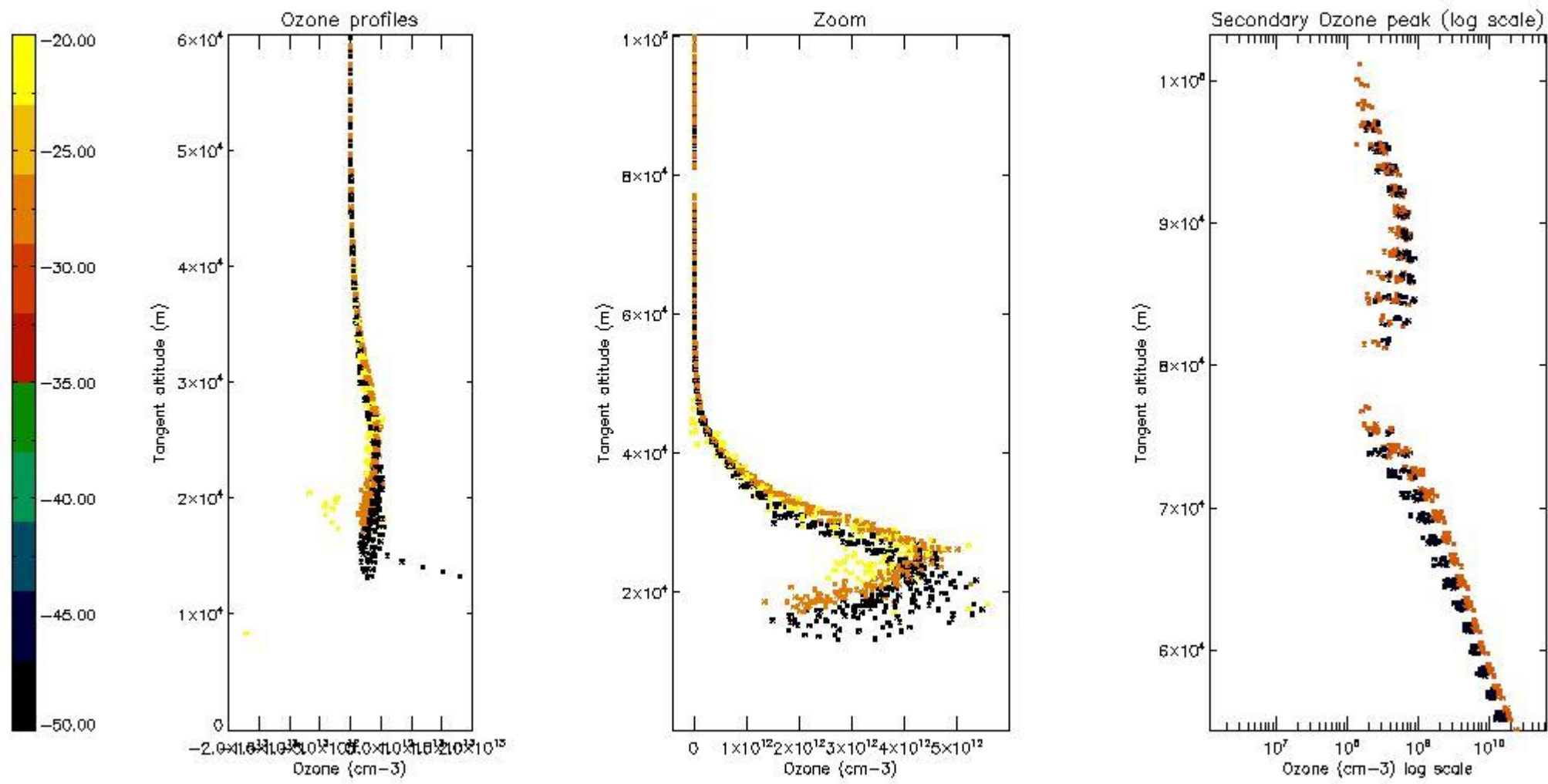
5.2 Plot ozone profiles for all STD (dark without errors)

The colorbar represents the latitude.



5.3 Plot ozone profiles where STD < 20% (dark without errors)

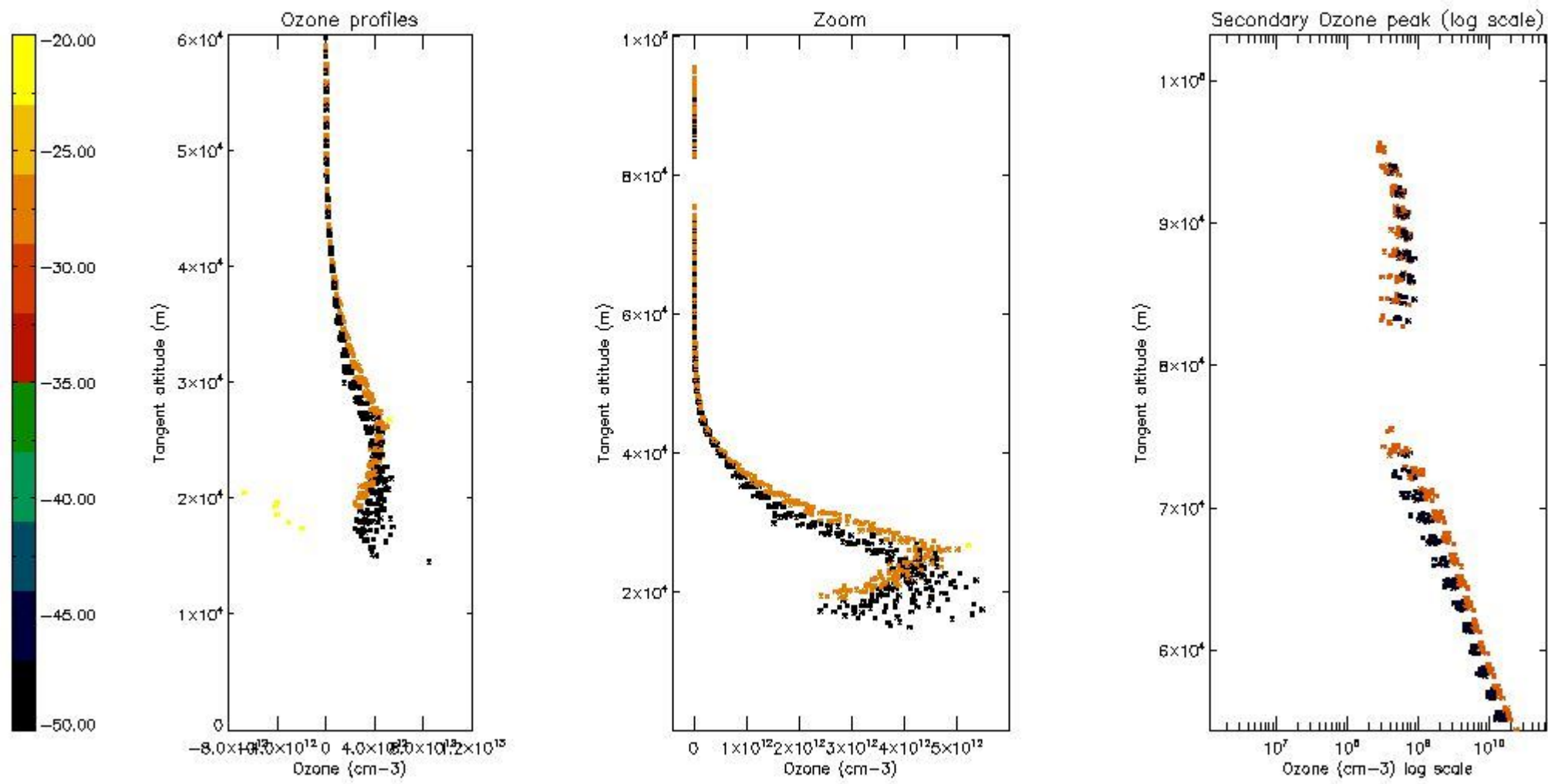
The colorbar represents the latitude.



*5.4 Plot ozone profiles where STD < 10% (dark without errors)*

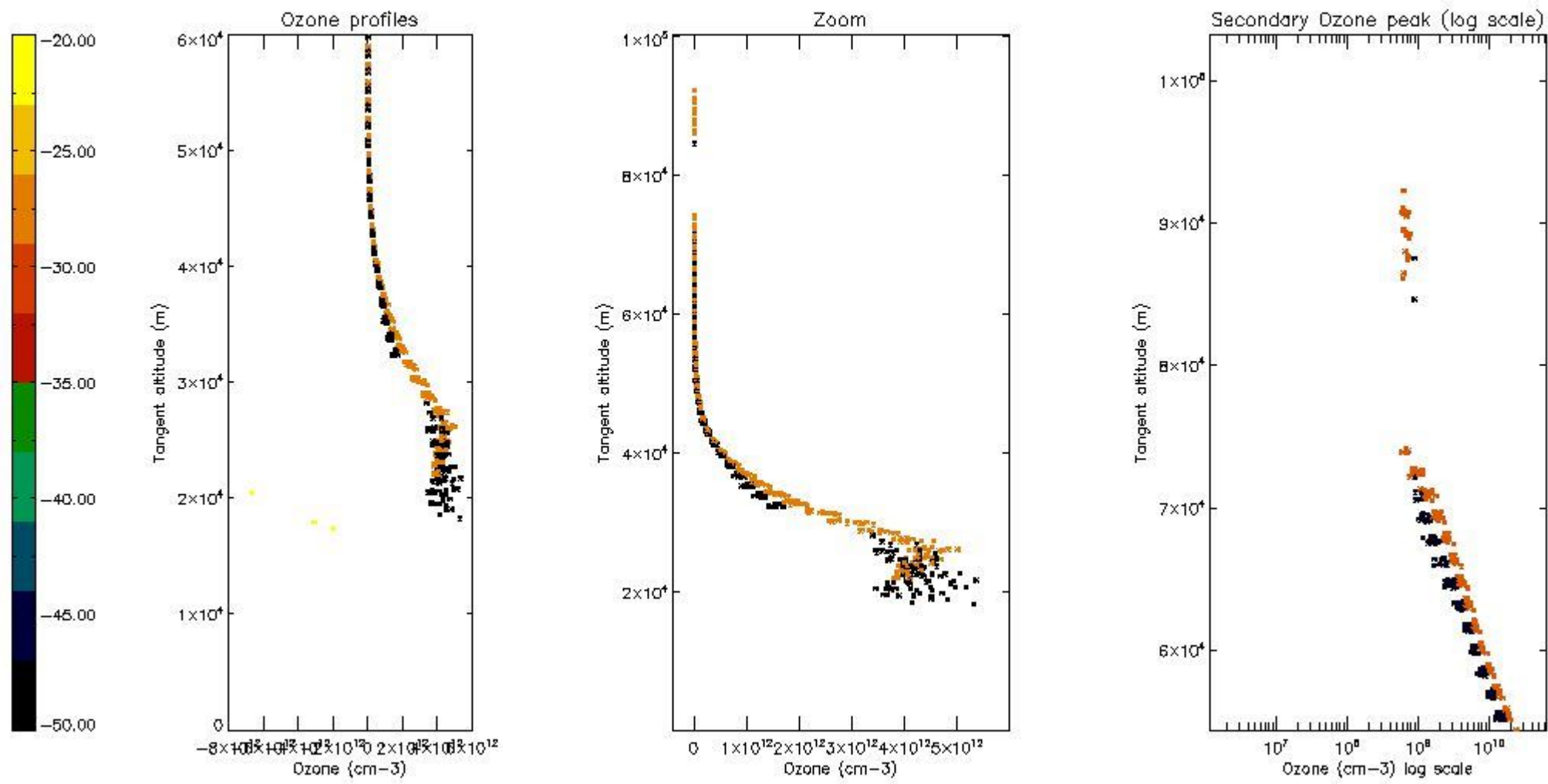
The colorbar represents the latitude.





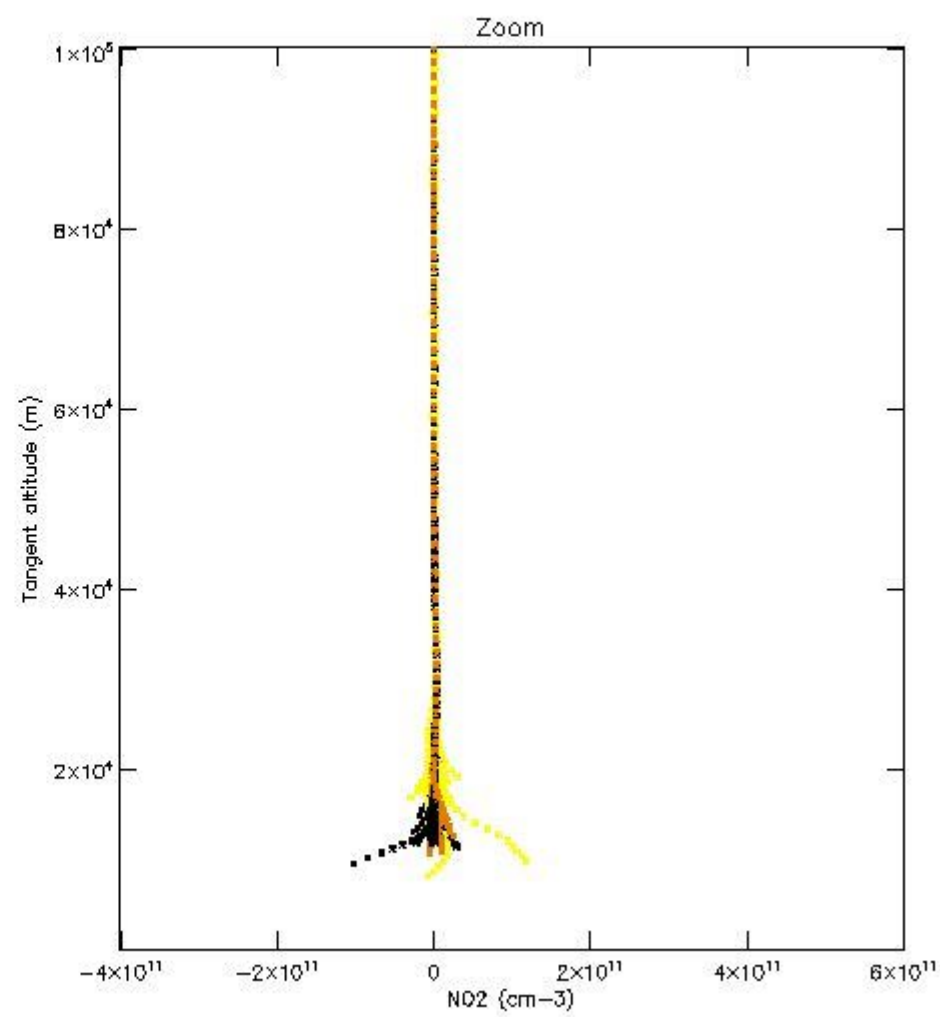
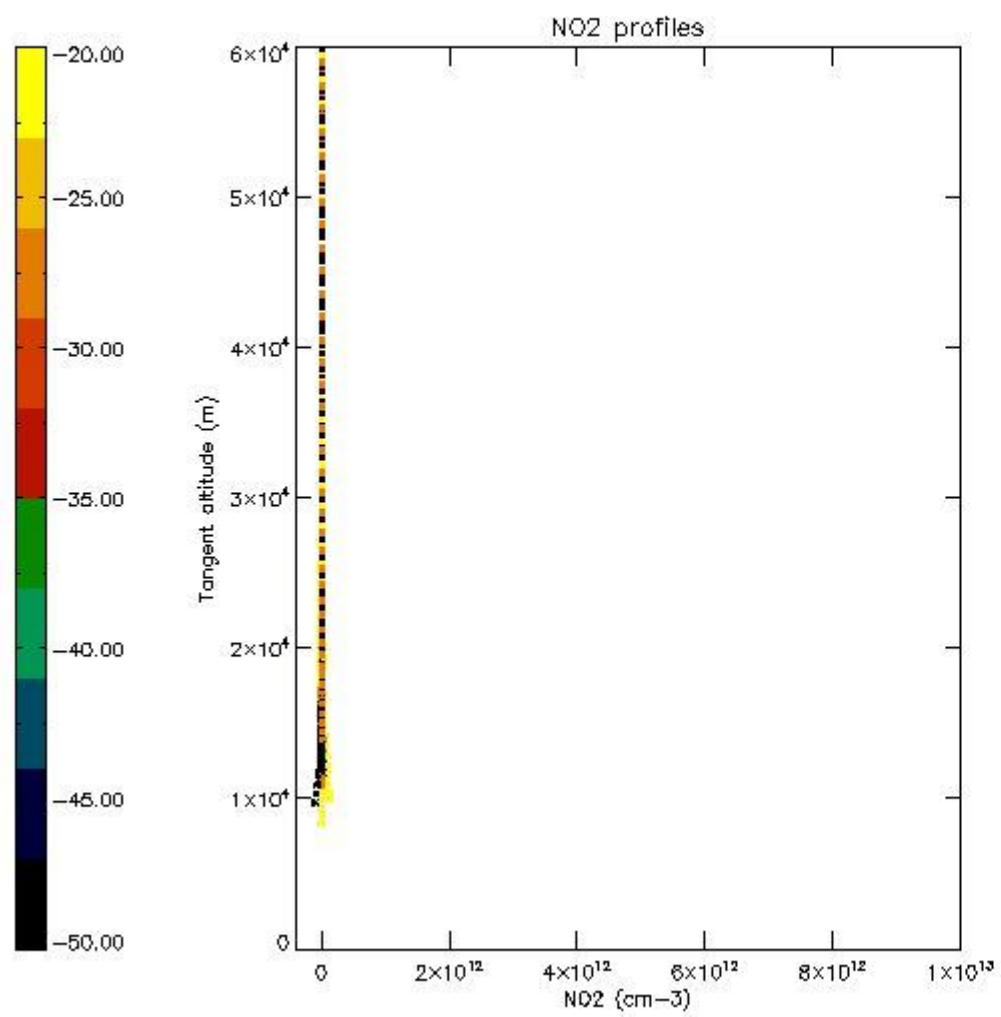
*5.5 Plot ozone profiles where STD < 5% (dark without errors)*

The colorbar represents the latitude.



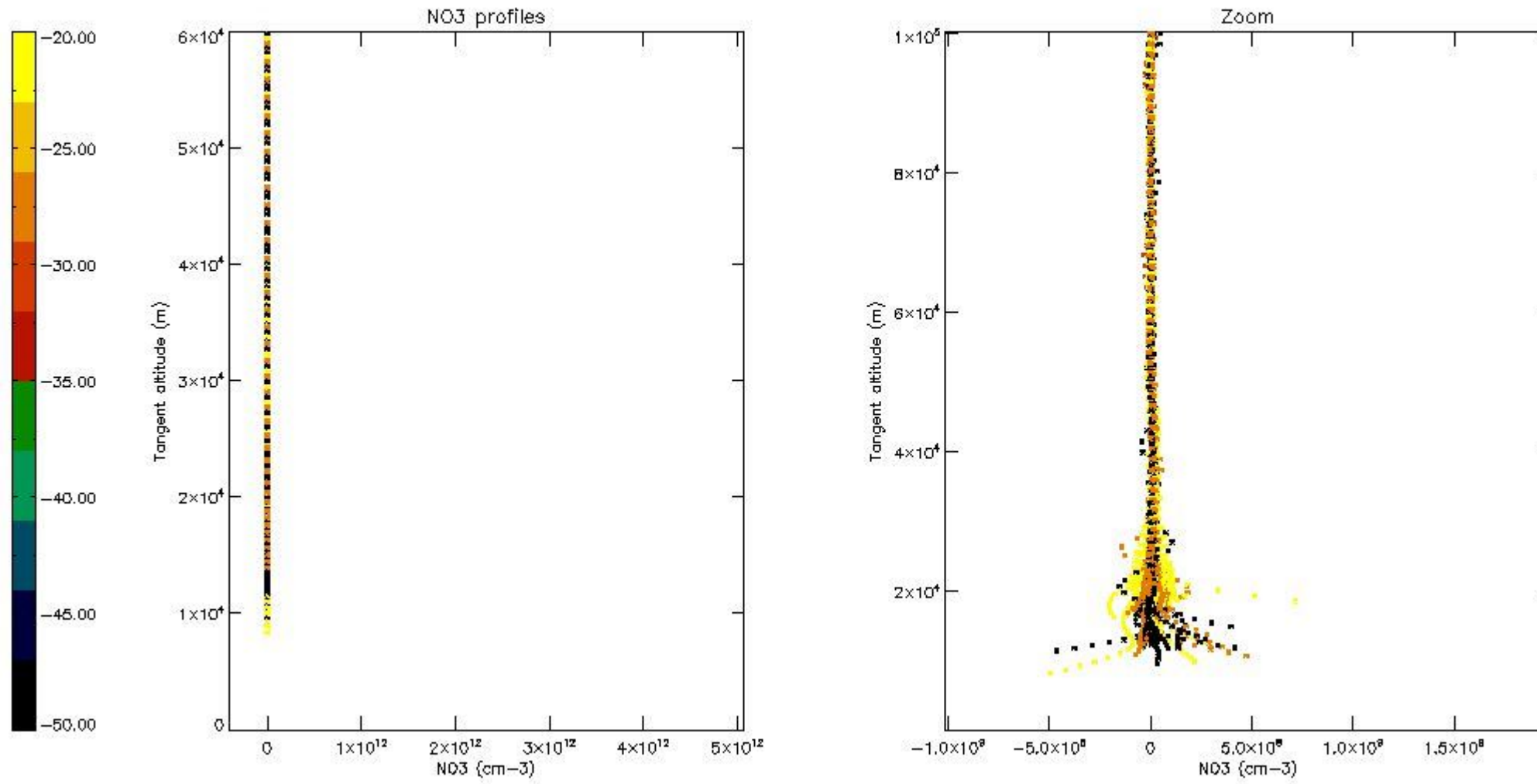
*5.6 Plot NO<sub>2</sub> profiles for all STD (dark without errors)*

The colorbar represents the latitude.



*5.7 Plot NO3 profiles for all STD (dark without errors)*

The colorbar represents the latitude.

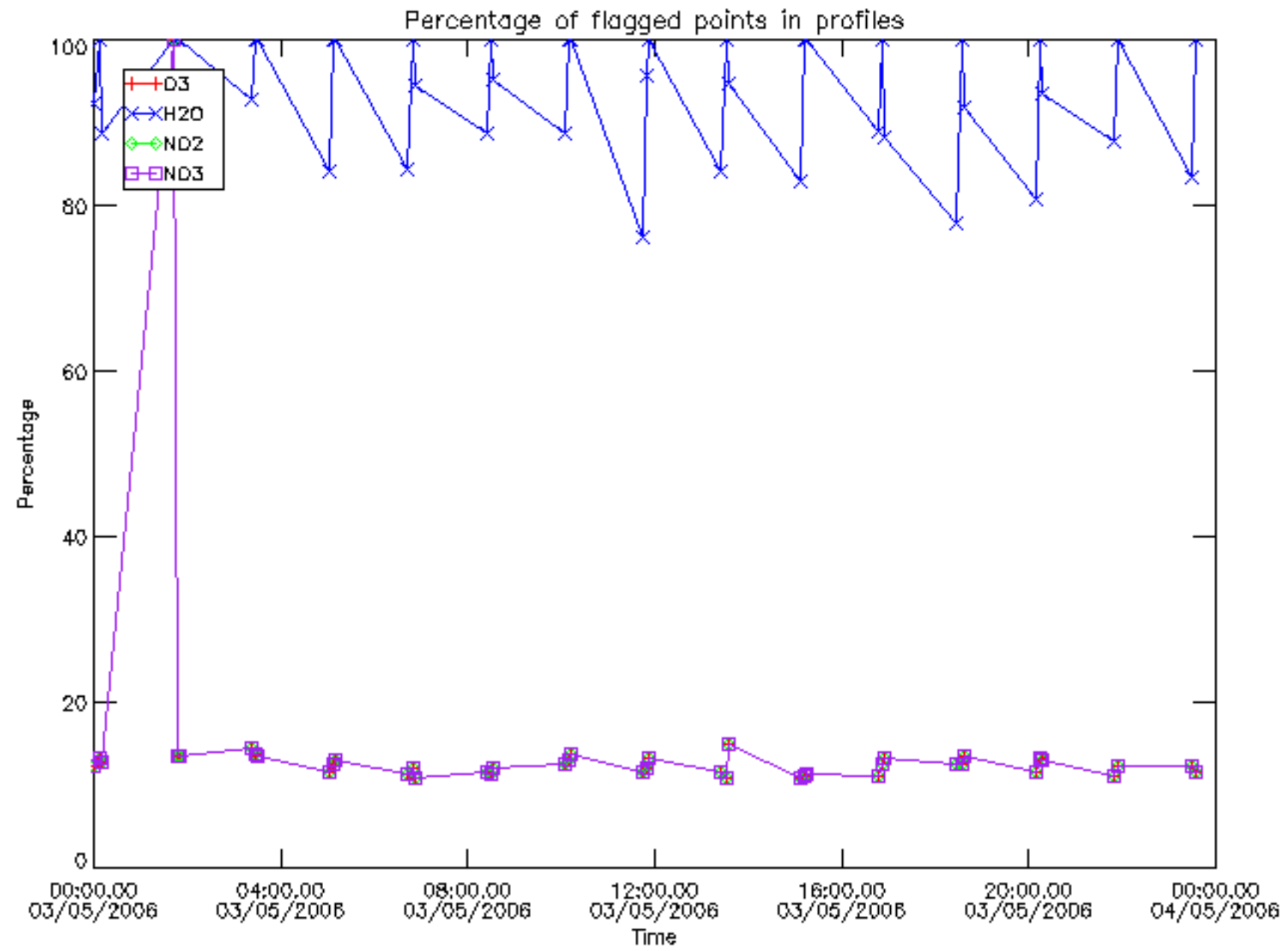


## 6. Auxiliary Data Files used for the production reported in section 2

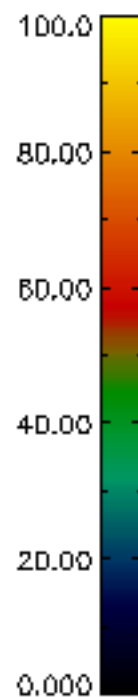
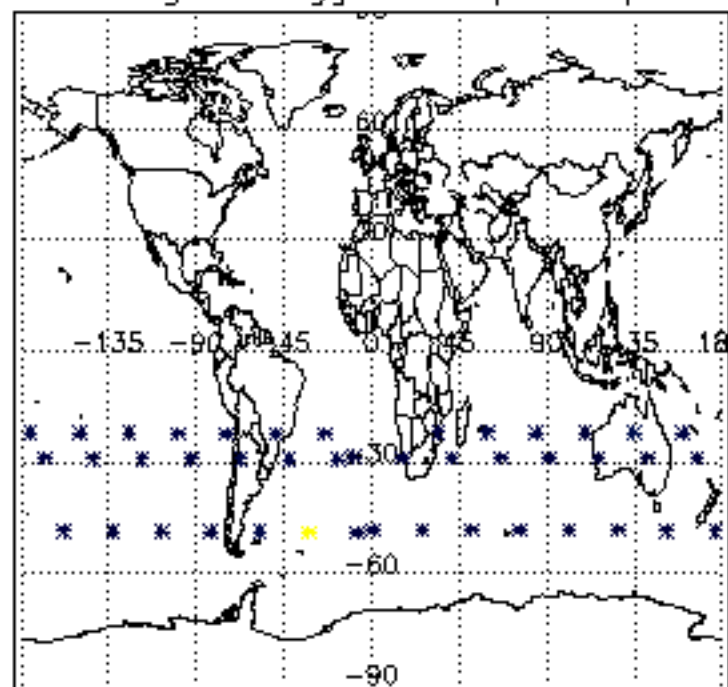
The number reported in the third column indicates since which file (see list in section 2) the corresponding auxiliary file has been used. The fourth column is the date of those product files.

Type	Auxiliary Filename	Used since product	Used since product date
INST_PHYS_CHARACTERISTICS	GOM_INS_AXVIEC20091111_143220_20030716_120000_20500101_000000	1	03-MAY-2006 00:00:54
LEVEL-2_PROC_CONFIG	GOM_PR2_AXVIEC20091111_152718_20020301_000000_20500101_000000	1	03-MAY-2006 00:00:54
CROSS_SECTIONS_FILE	GOM_CRS_AXVIEC20091111_154832_20020301_000000_20500101_000000	1	03-MAY-2006 00:00:54

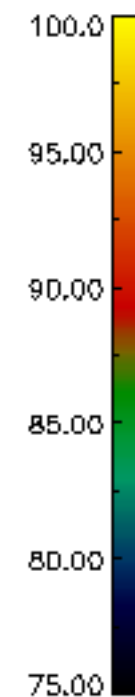
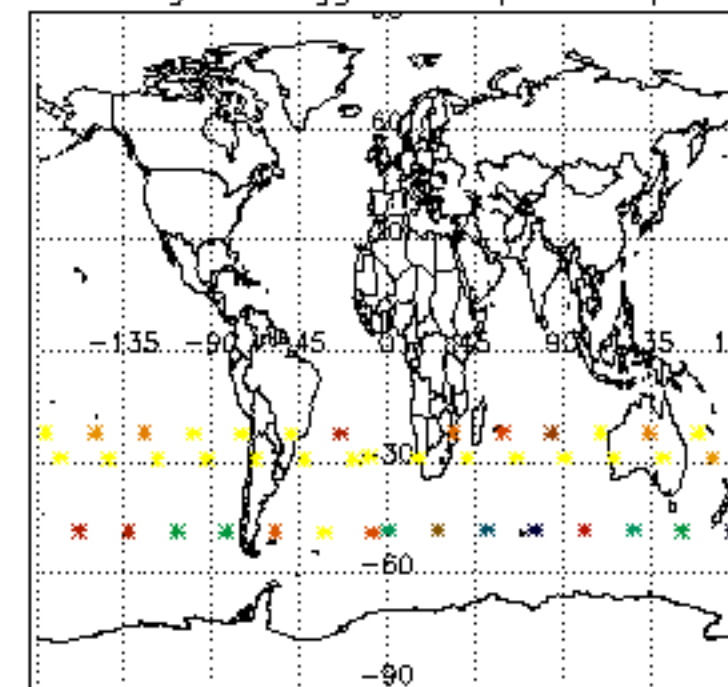




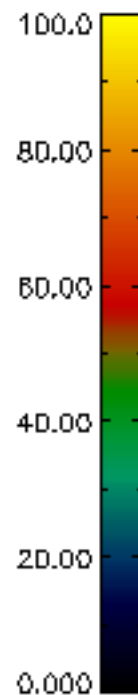
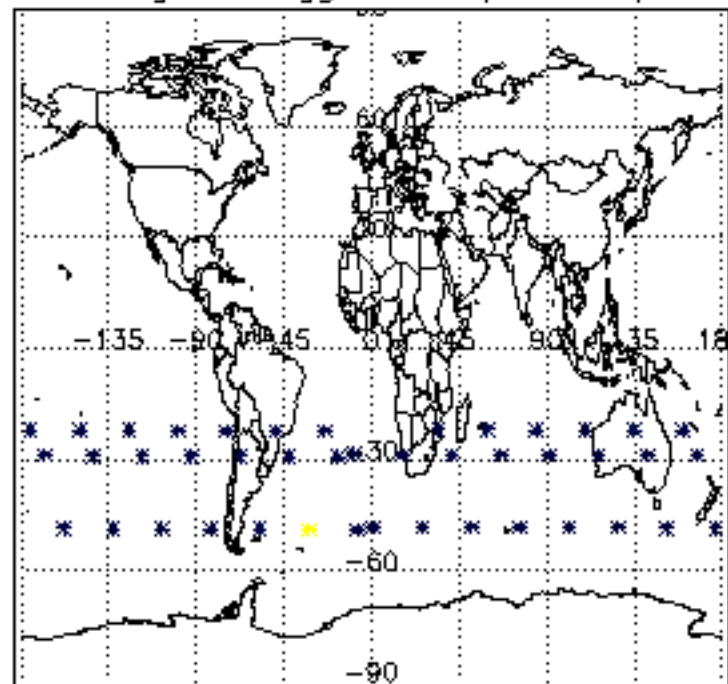
Percentage of flagged data per D3 profile



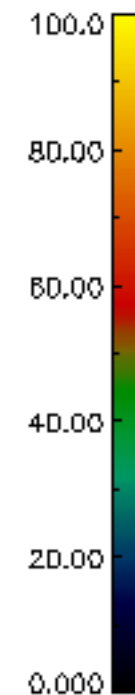
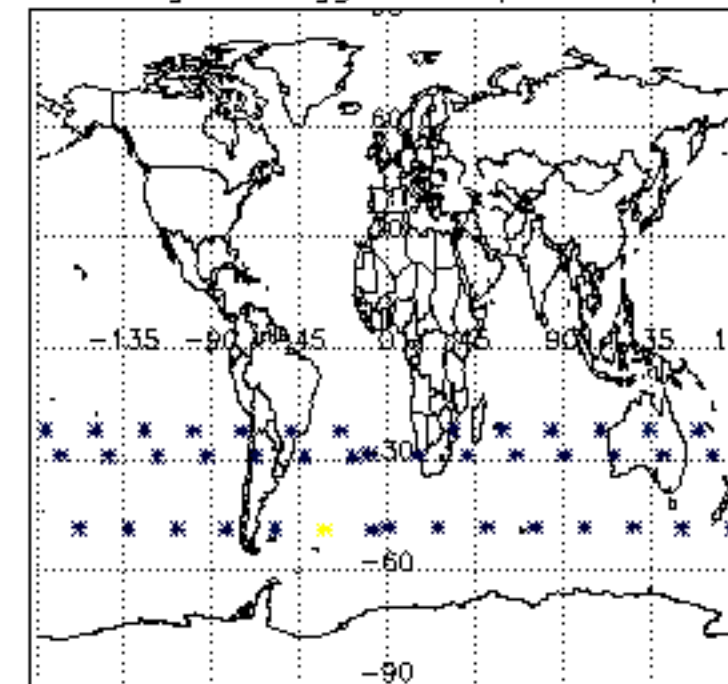
Percentage of flagged data per H2O profile

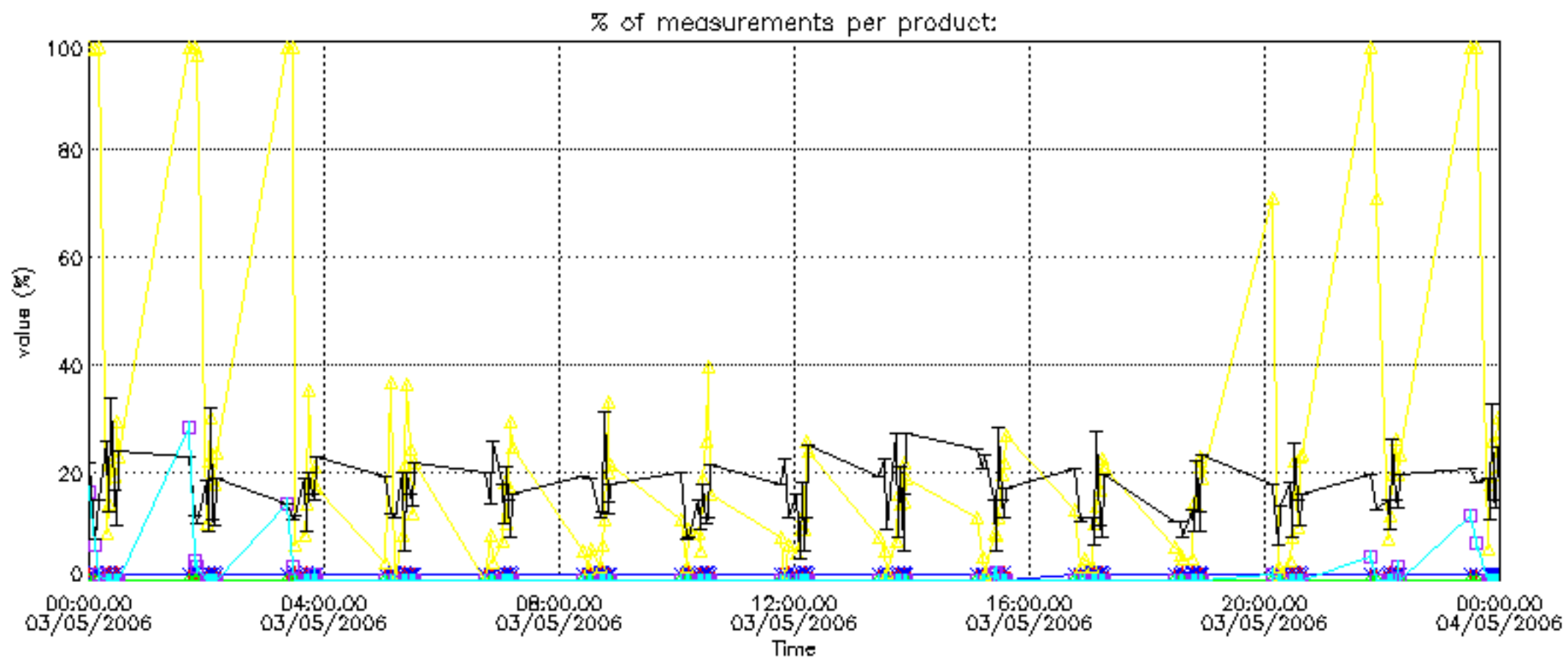


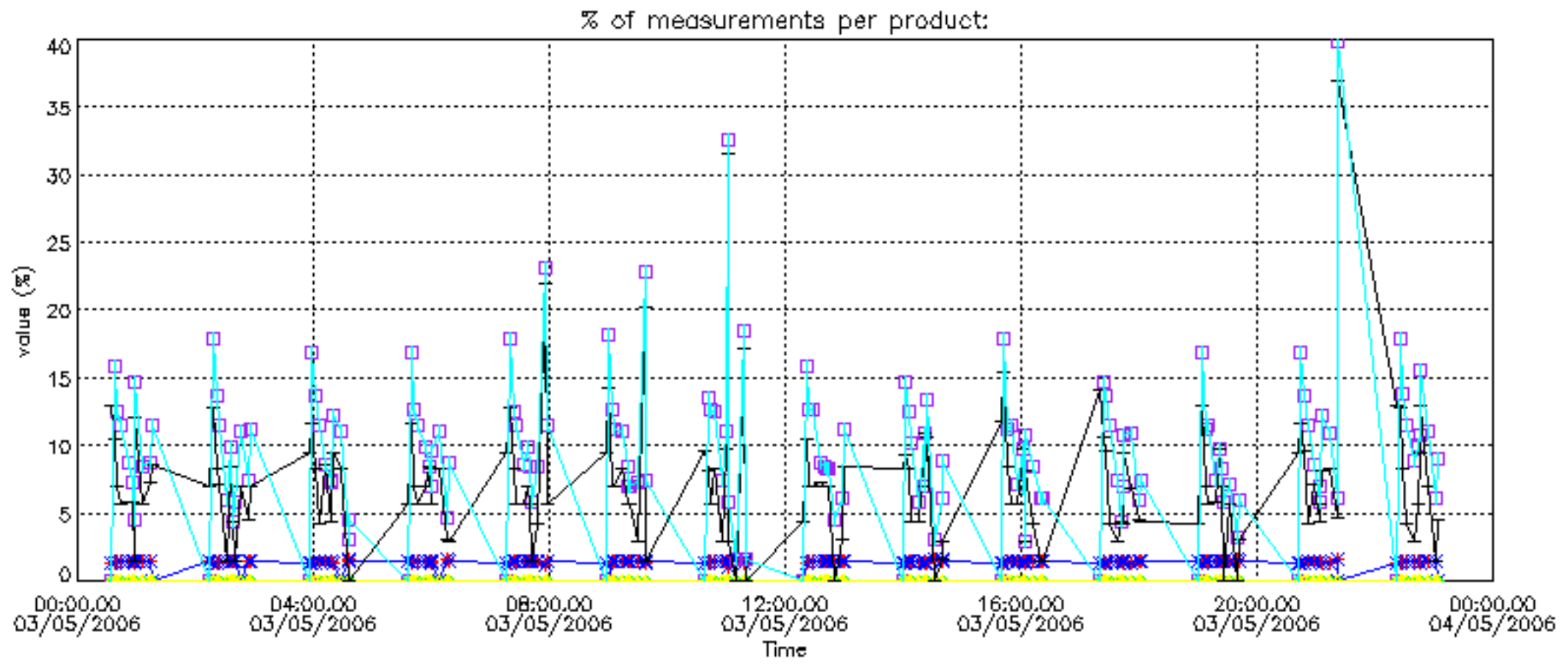
Percentage of flagged data per NO2 profile



Percentage of flagged data per NO3 profile

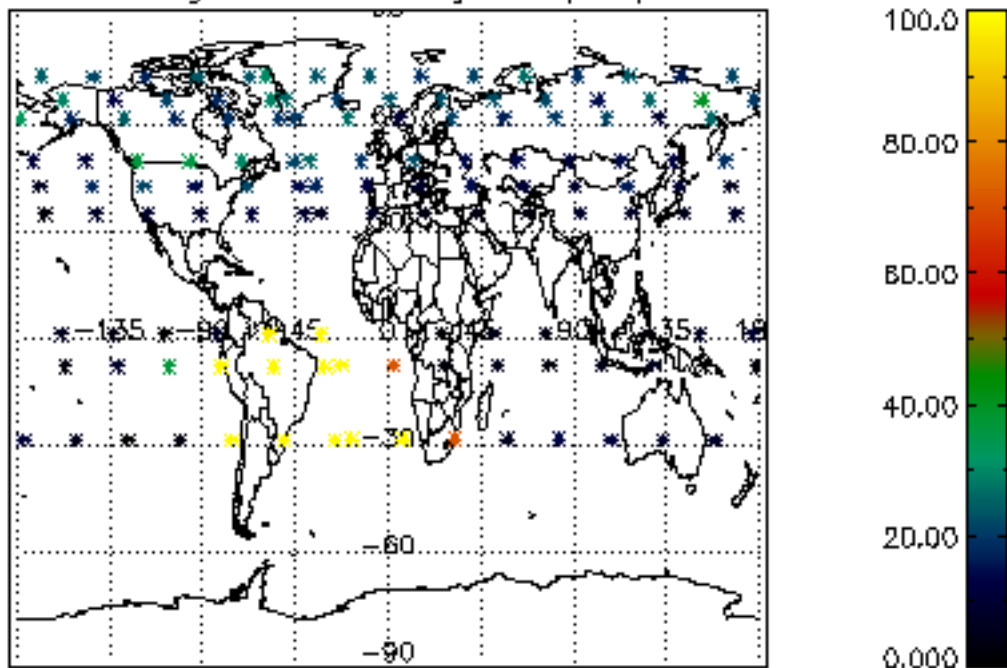




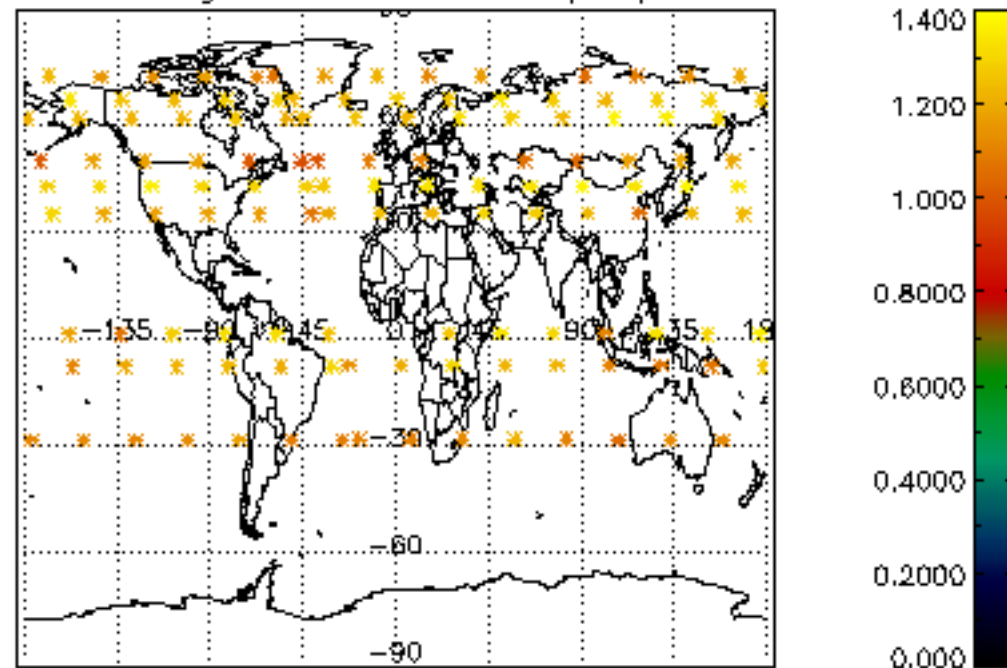




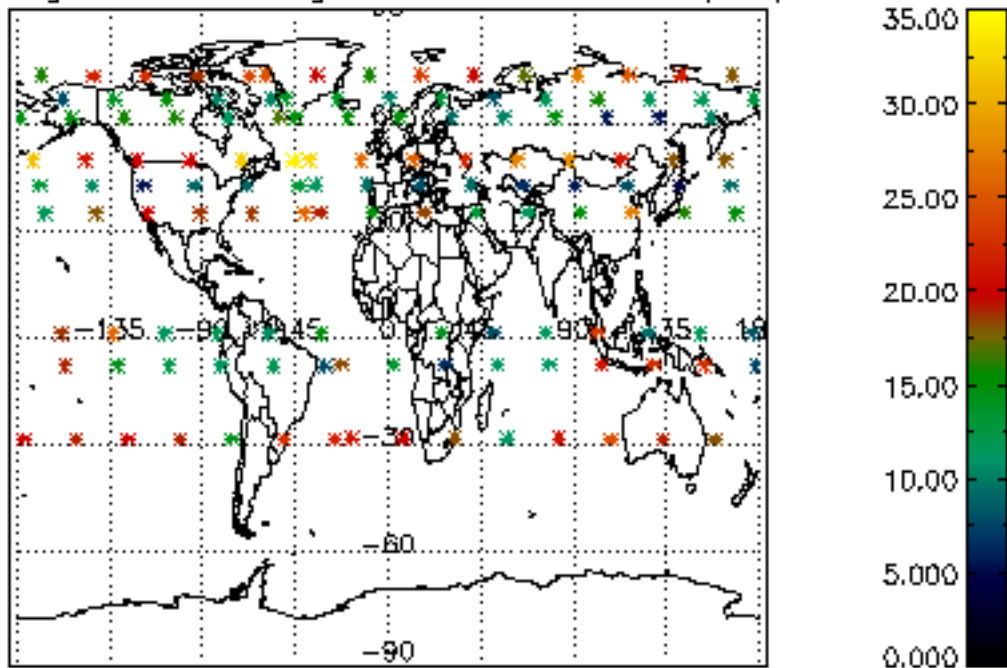
Percentage of cosmic ray hits per profile



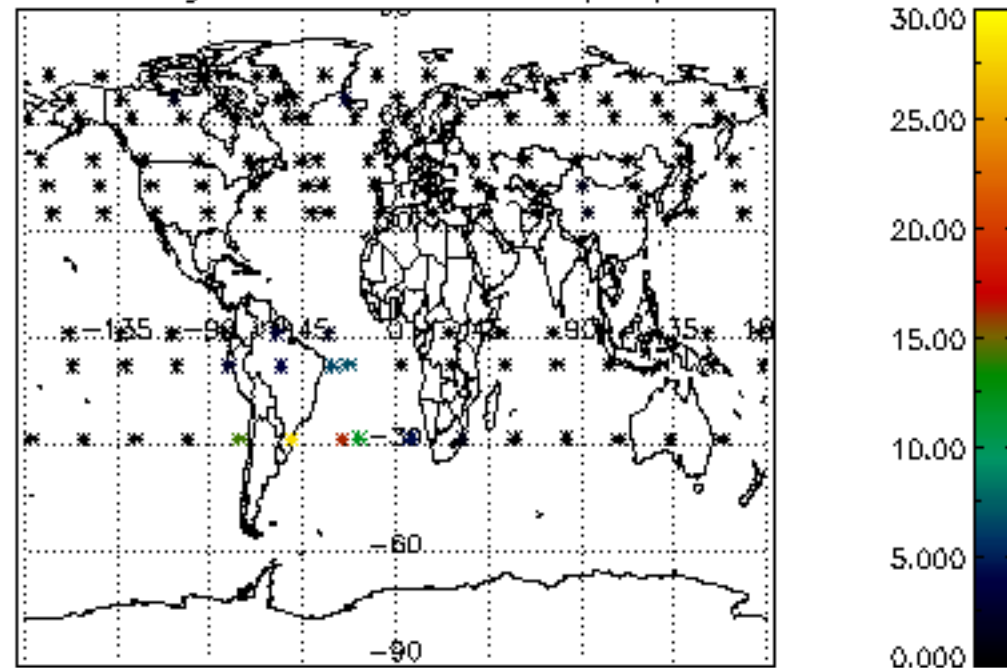
Percentage of datation errors per profile



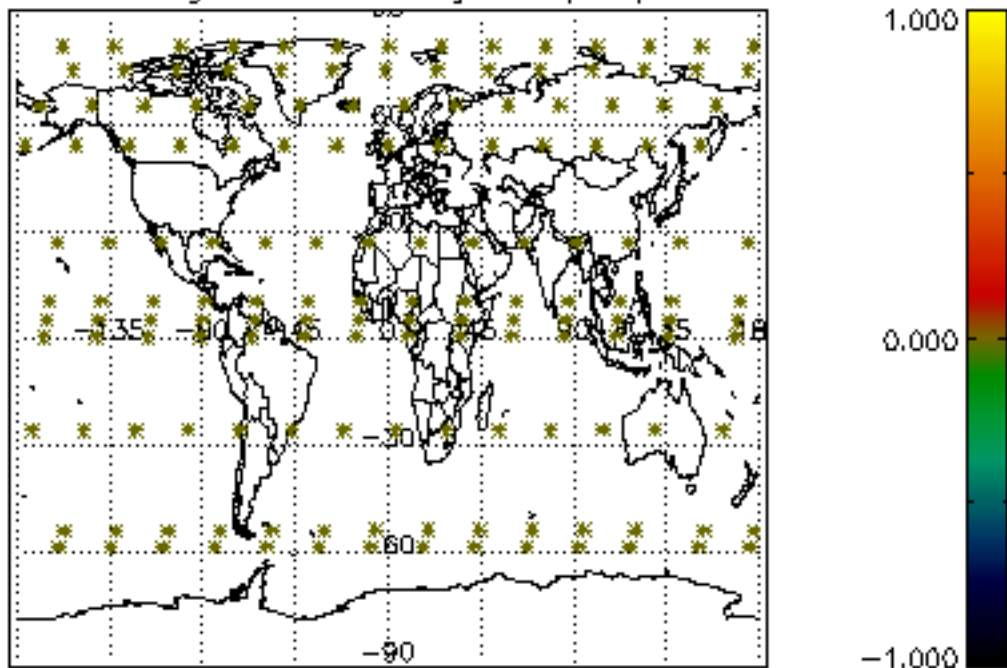
Percentage of star falling outside central band per profile



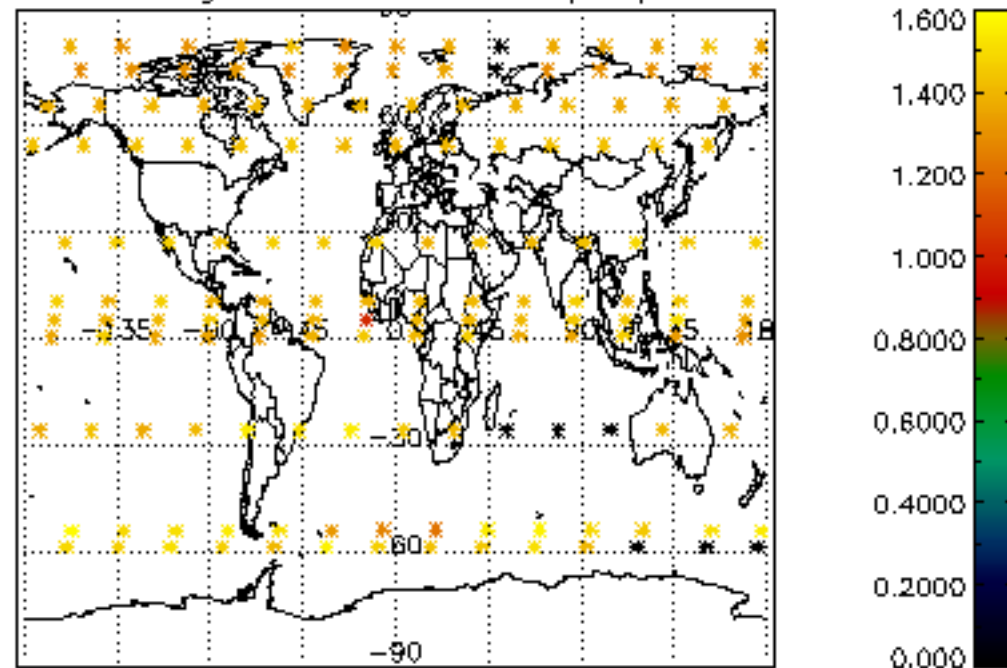
Percentage of saturation errors per profile



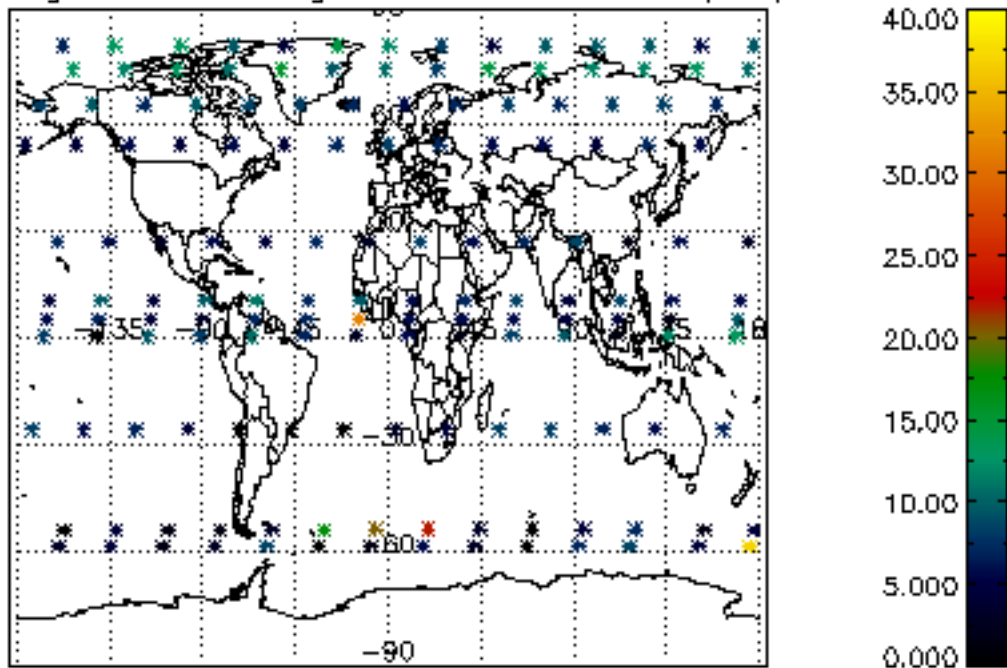
Percentage of cosmic ray hits per profile



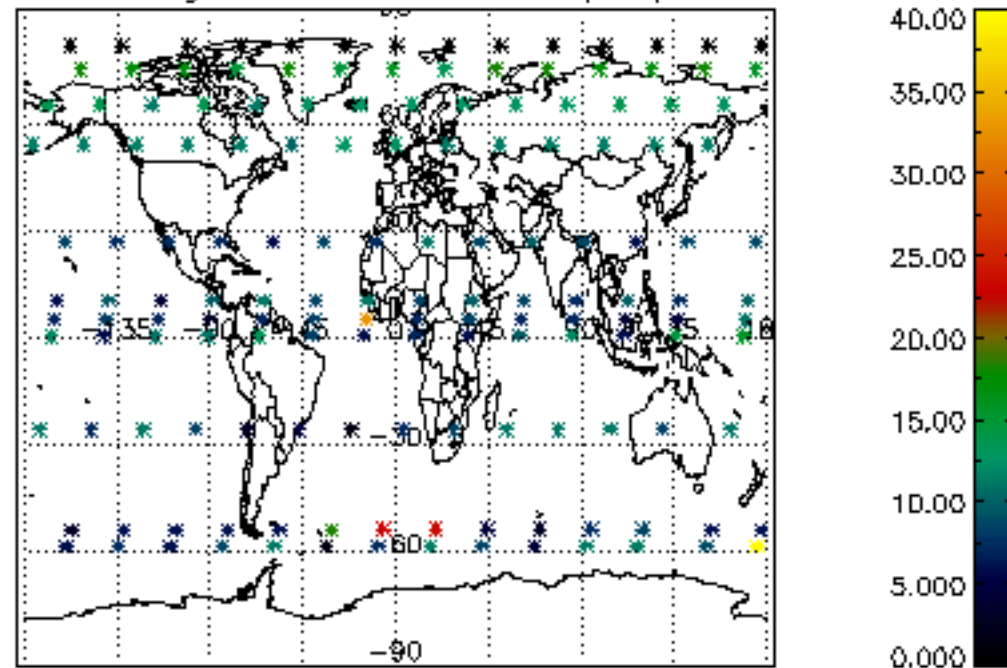
Percentage of datation errors per profile

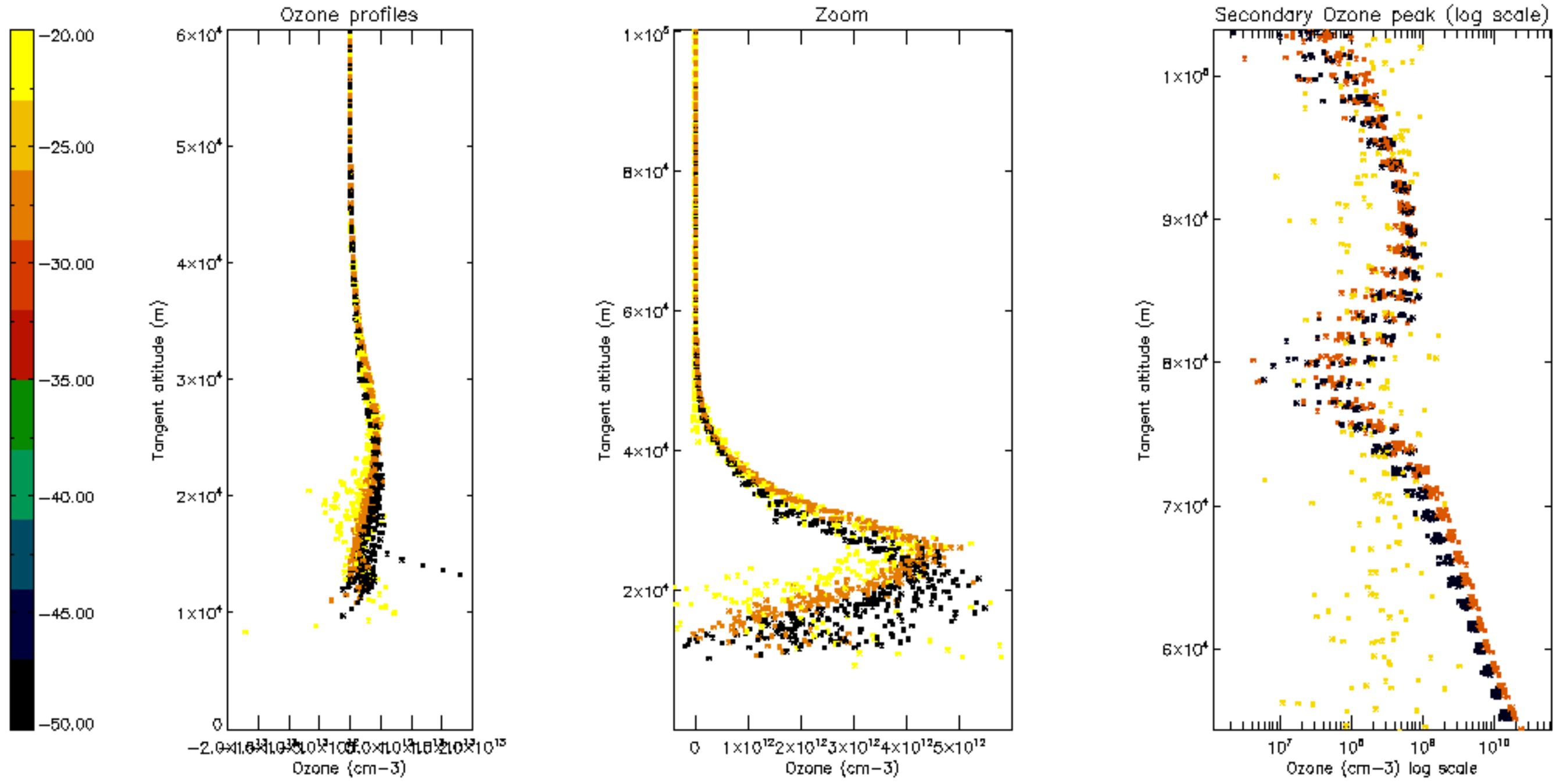


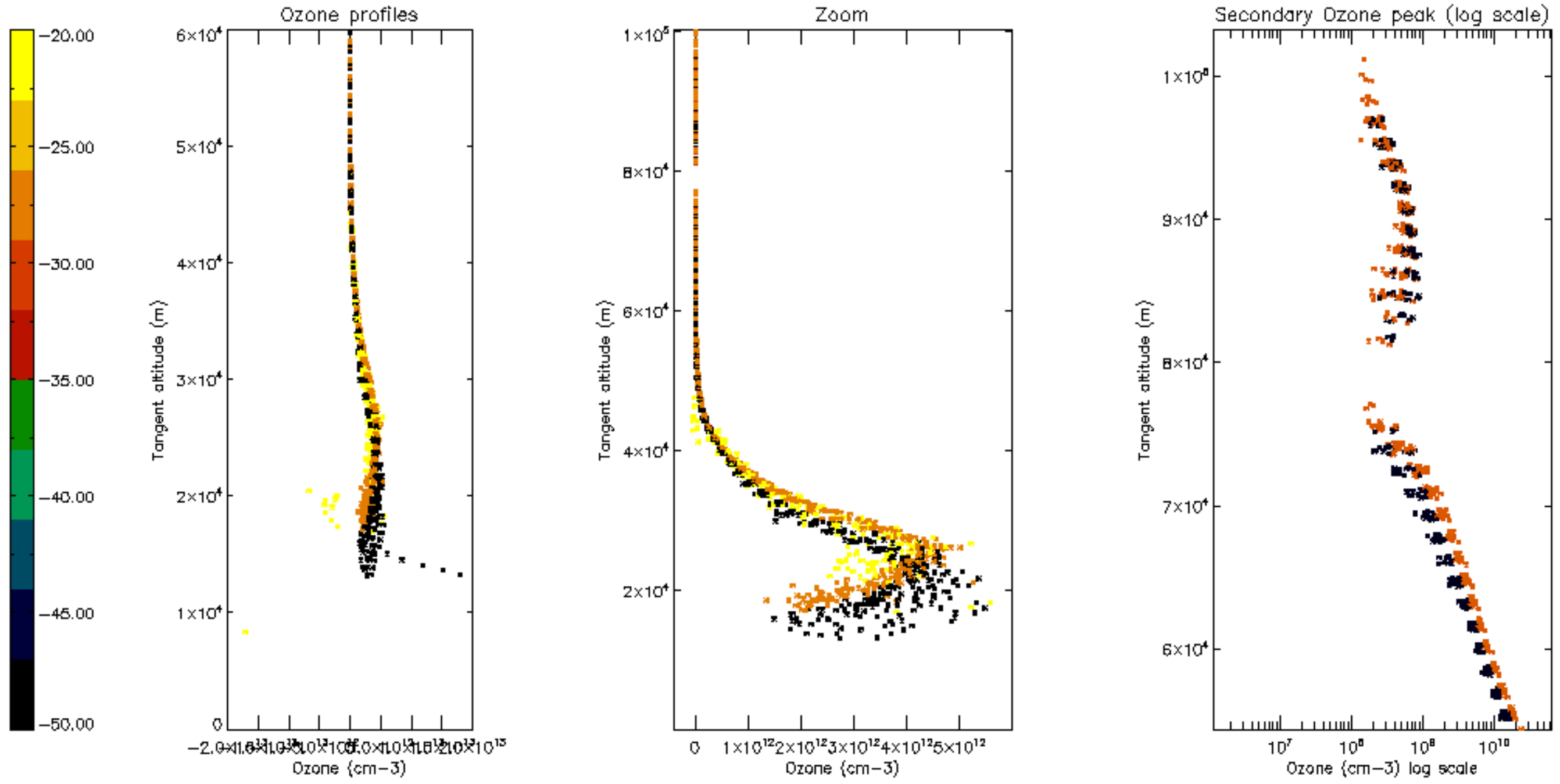
Percentage of star falling outside central band per profile



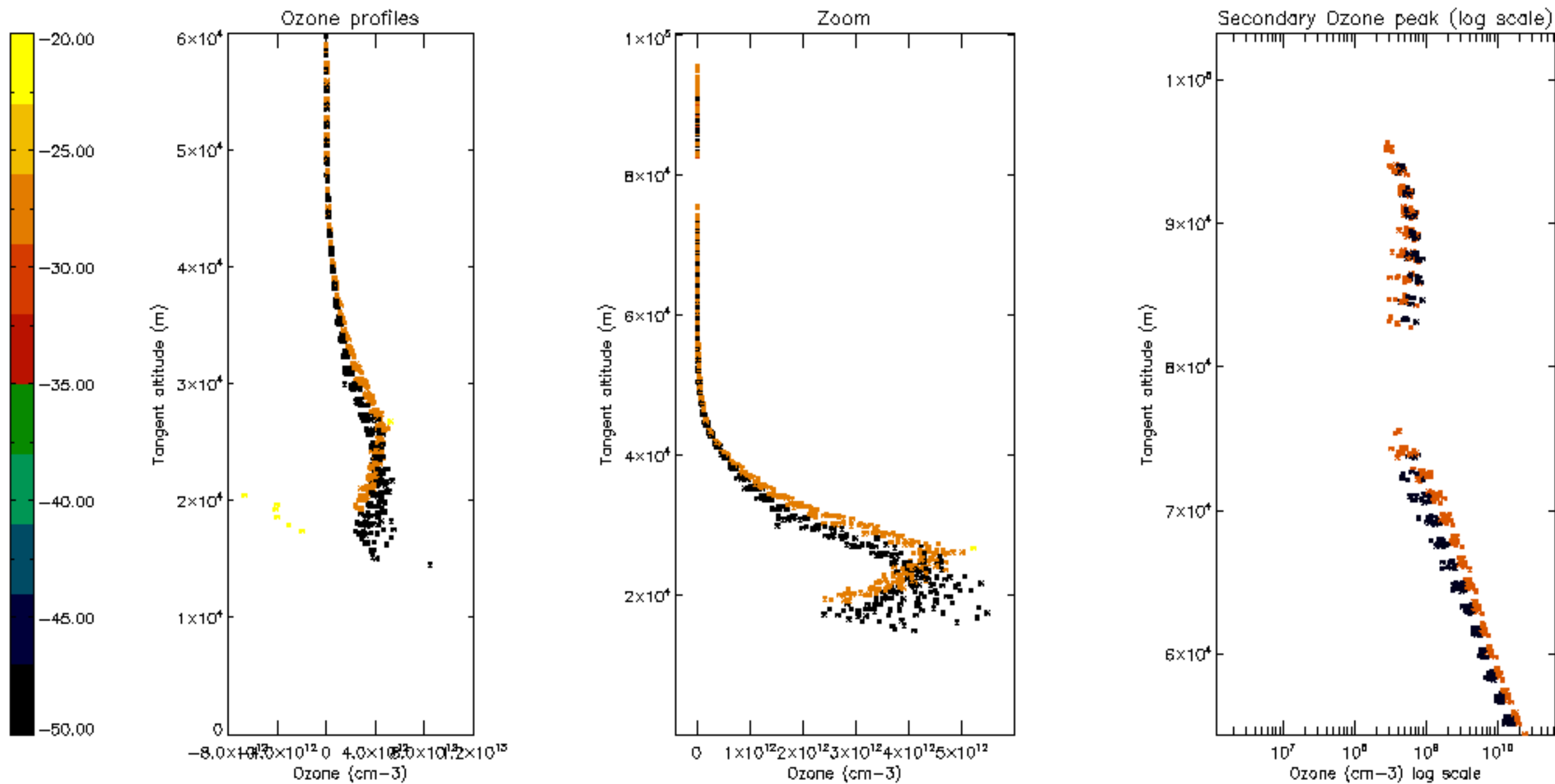
Percentage of saturation errors per profile

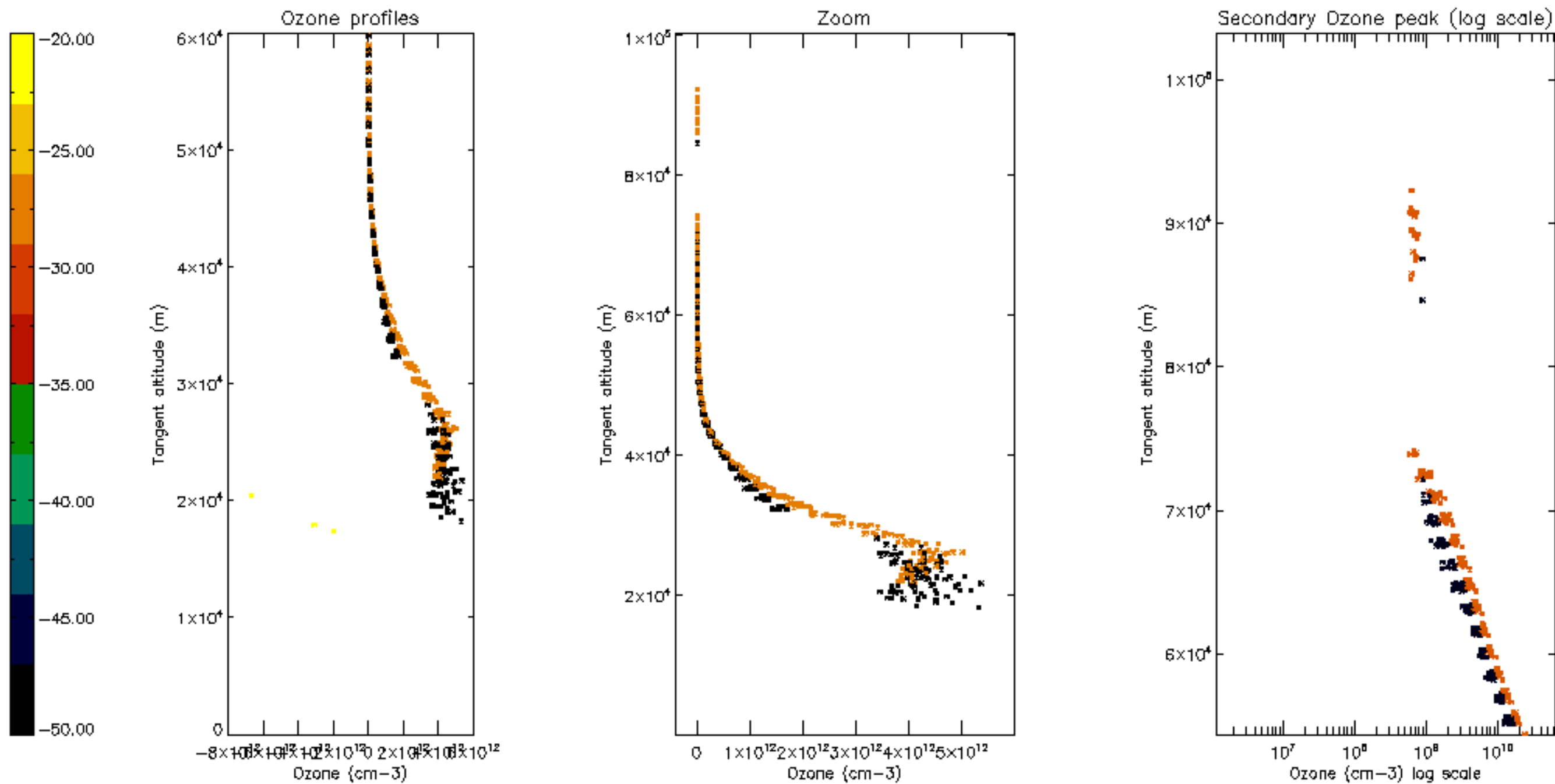


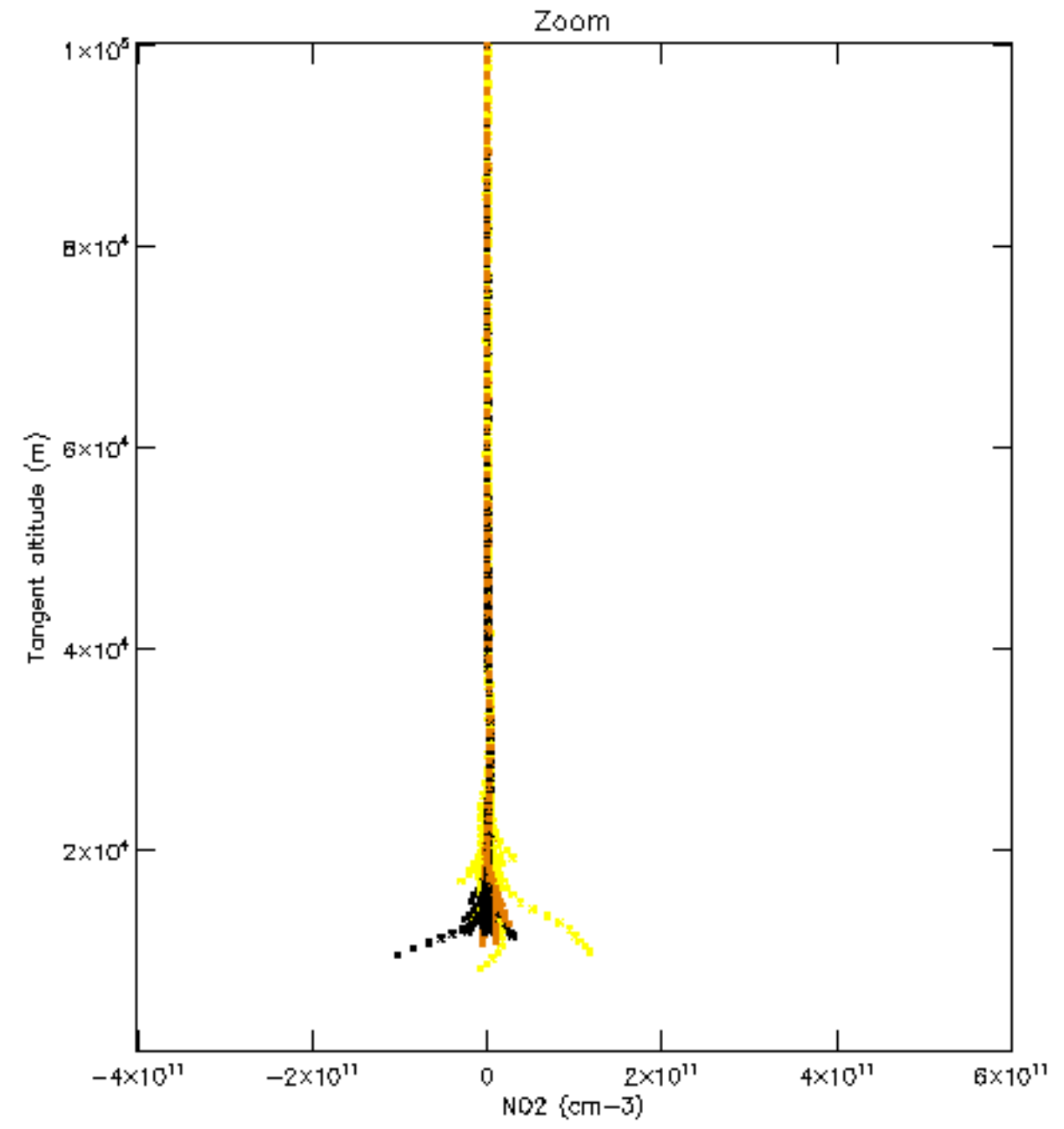
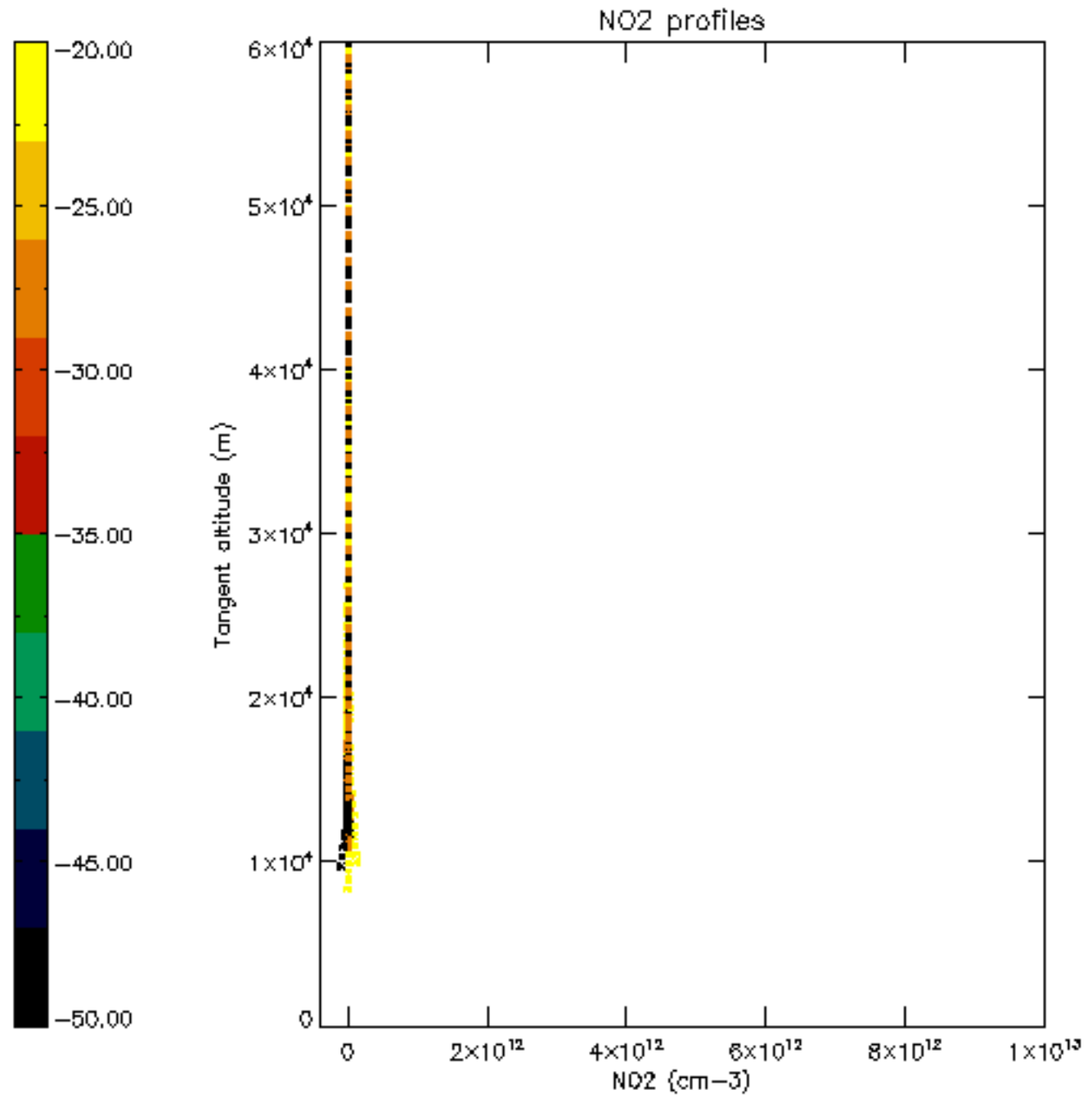


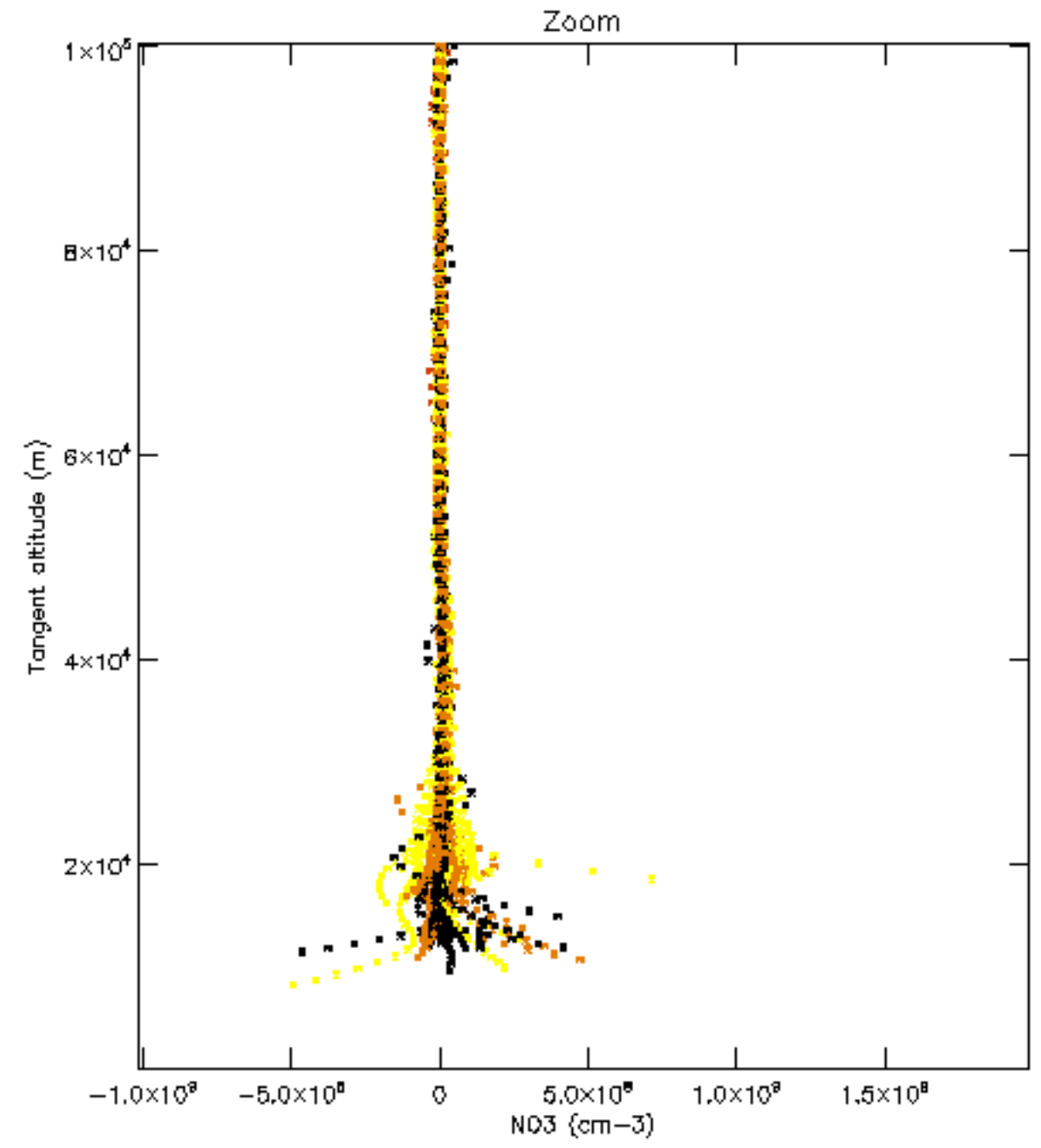
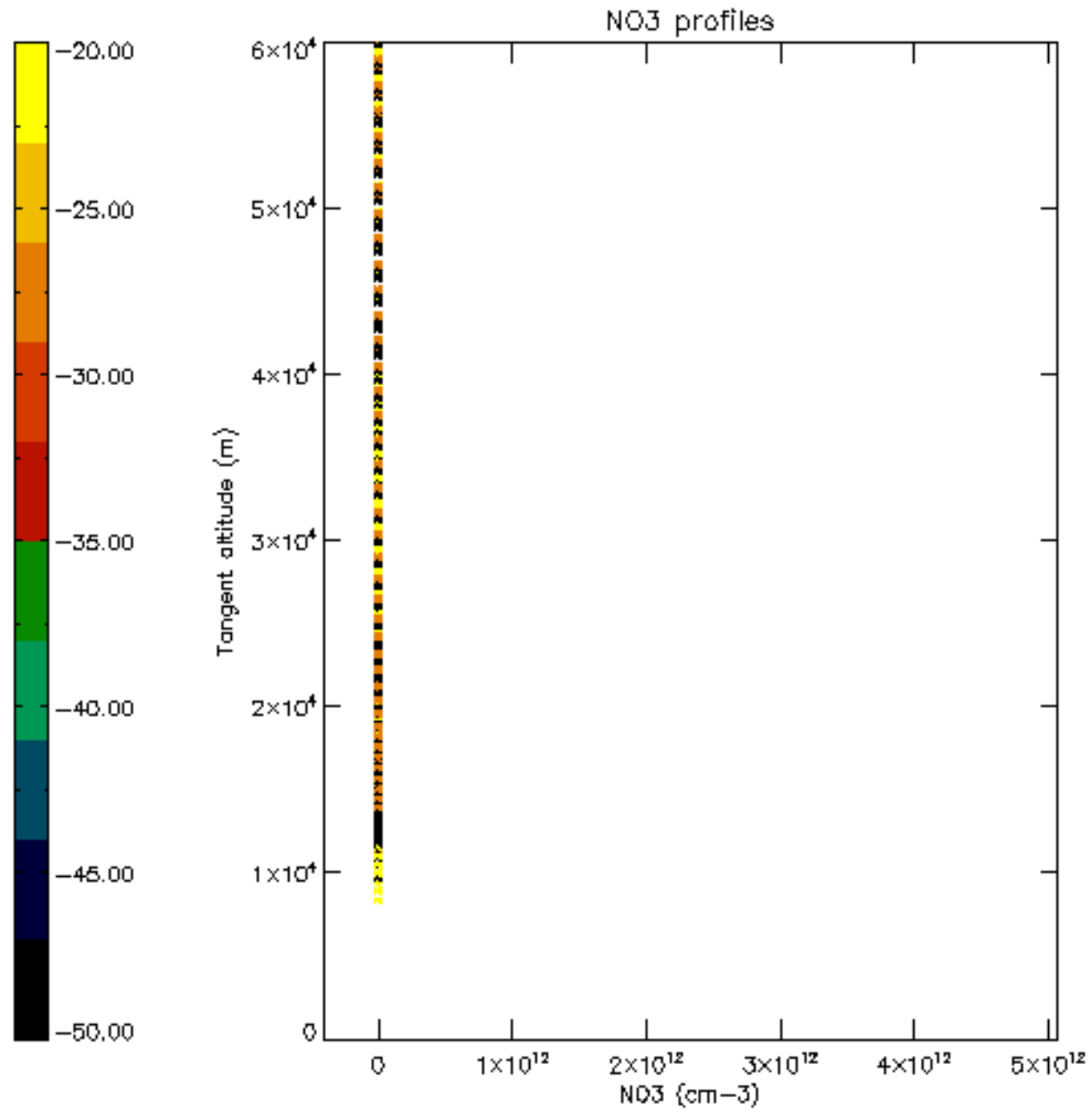




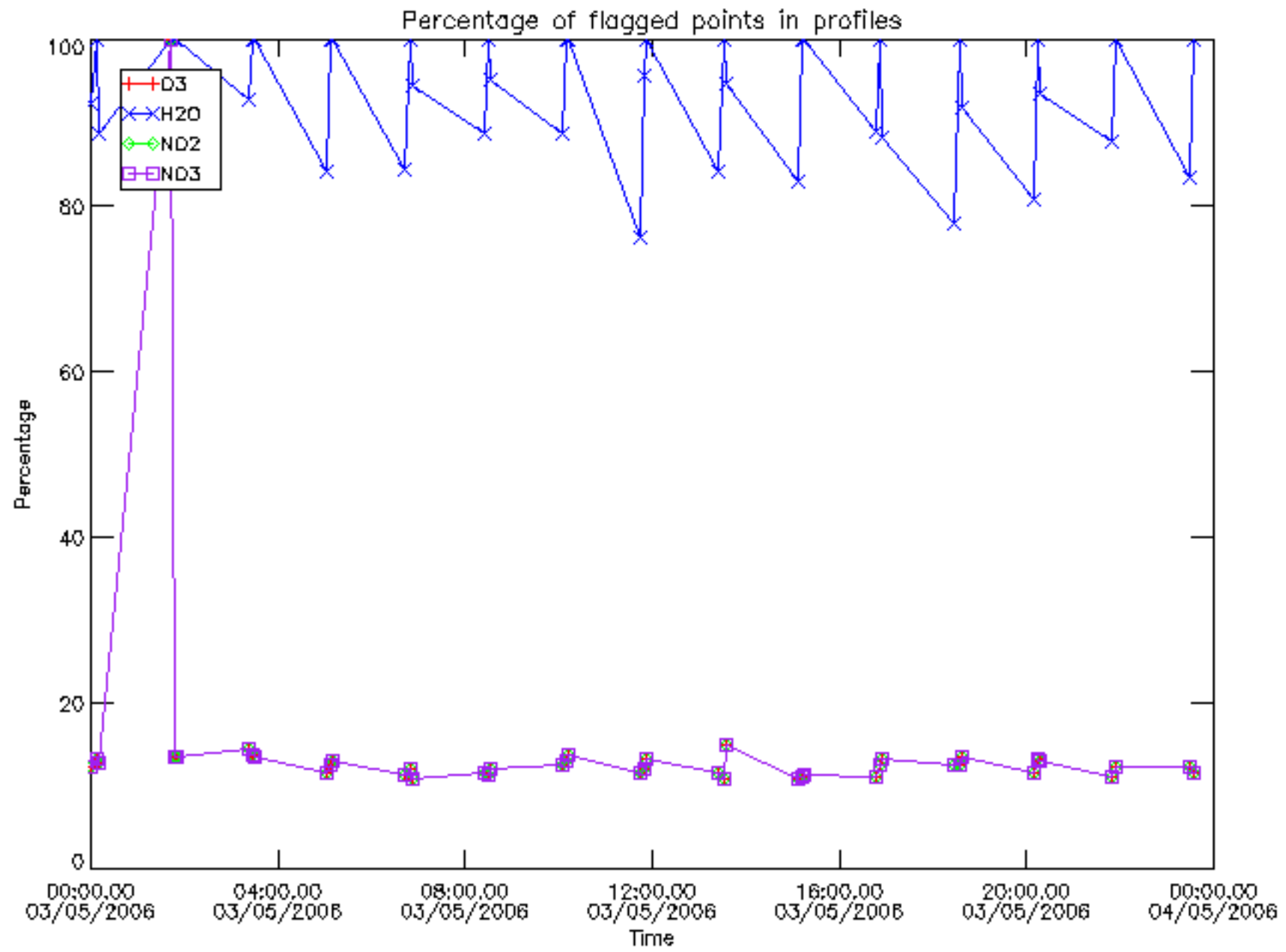




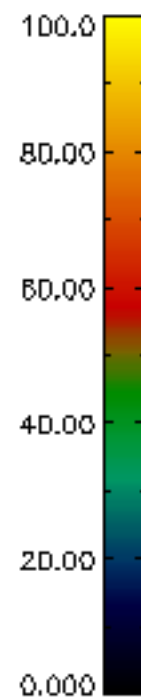
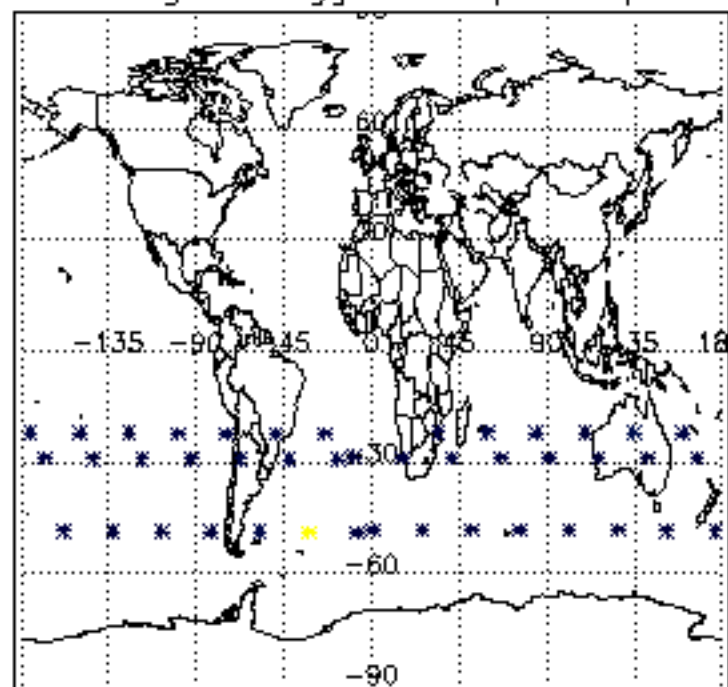




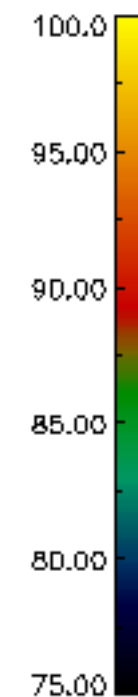
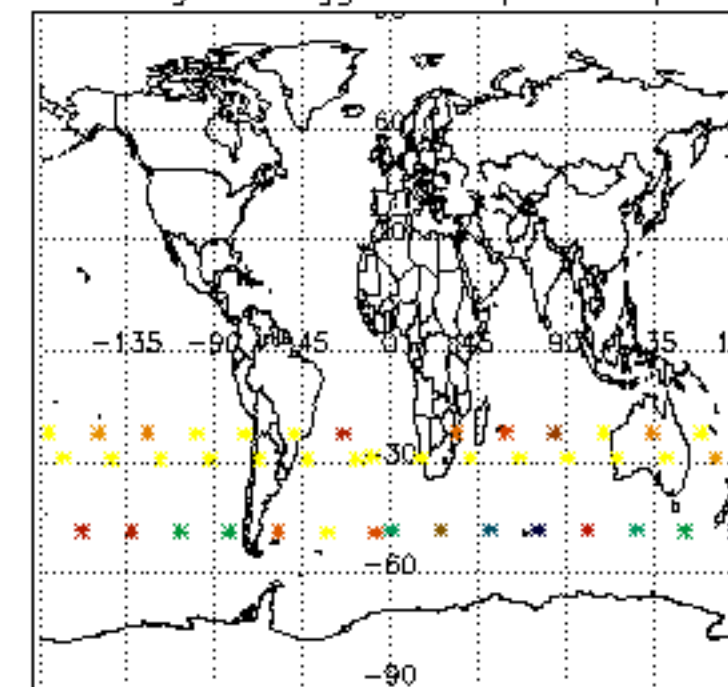




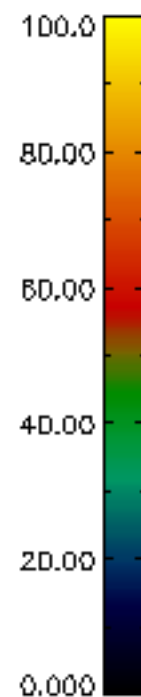
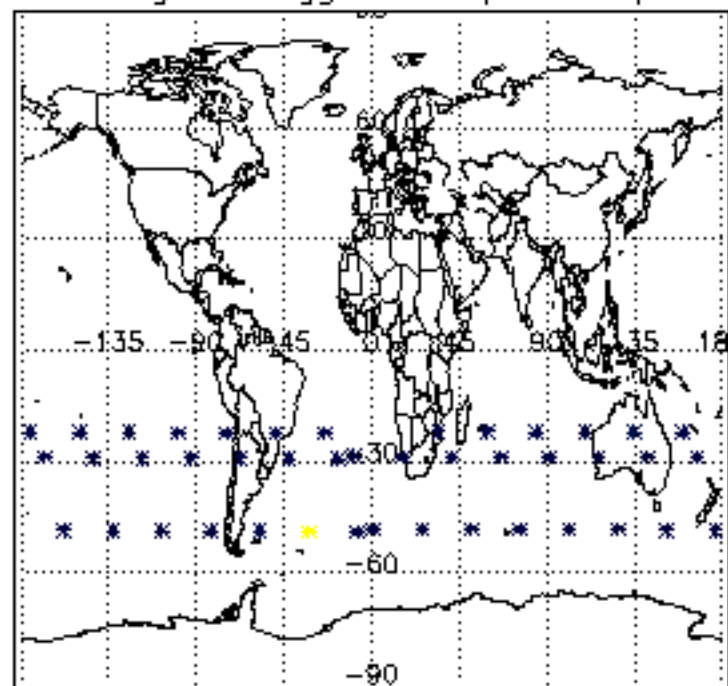
Percentage of flagged data per D3 profile



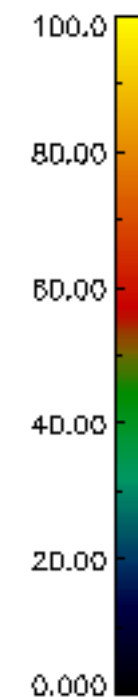
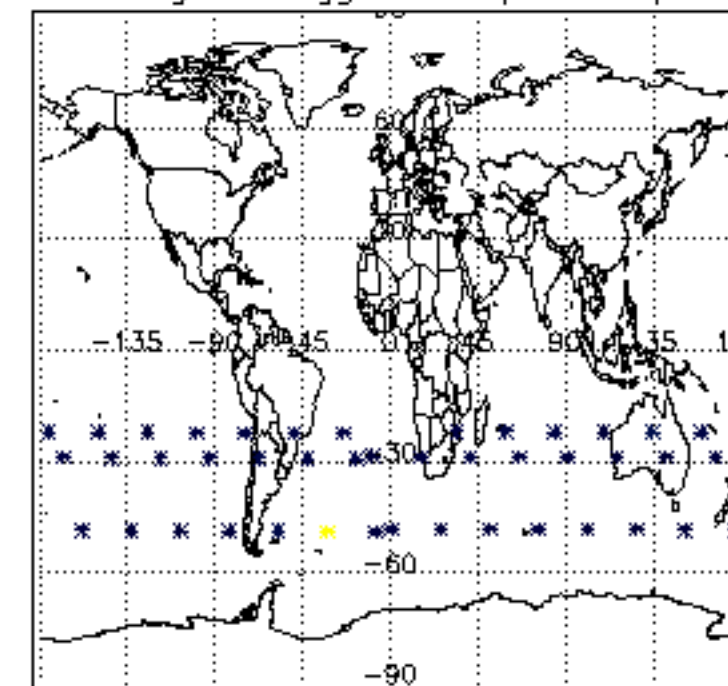
Percentage of flagged data per H2O profile

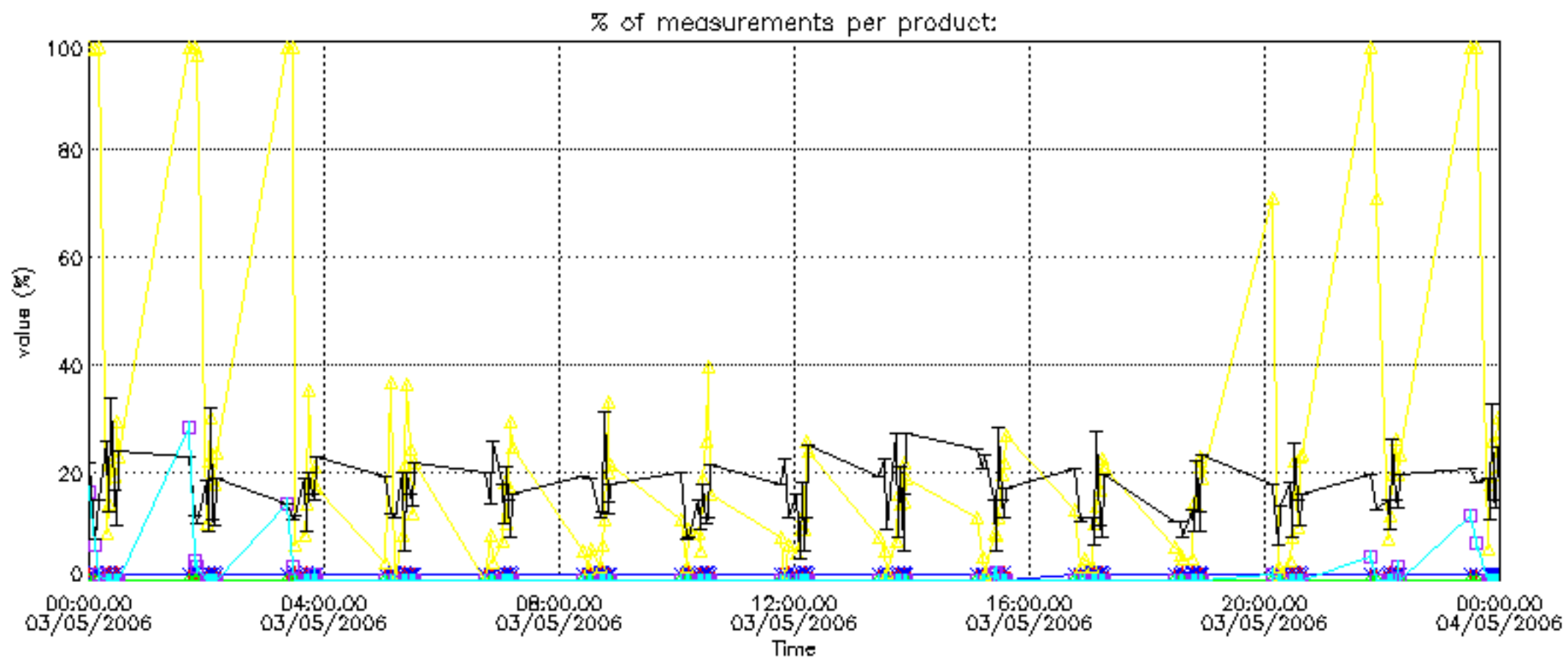


Percentage of flagged data per NO2 profile

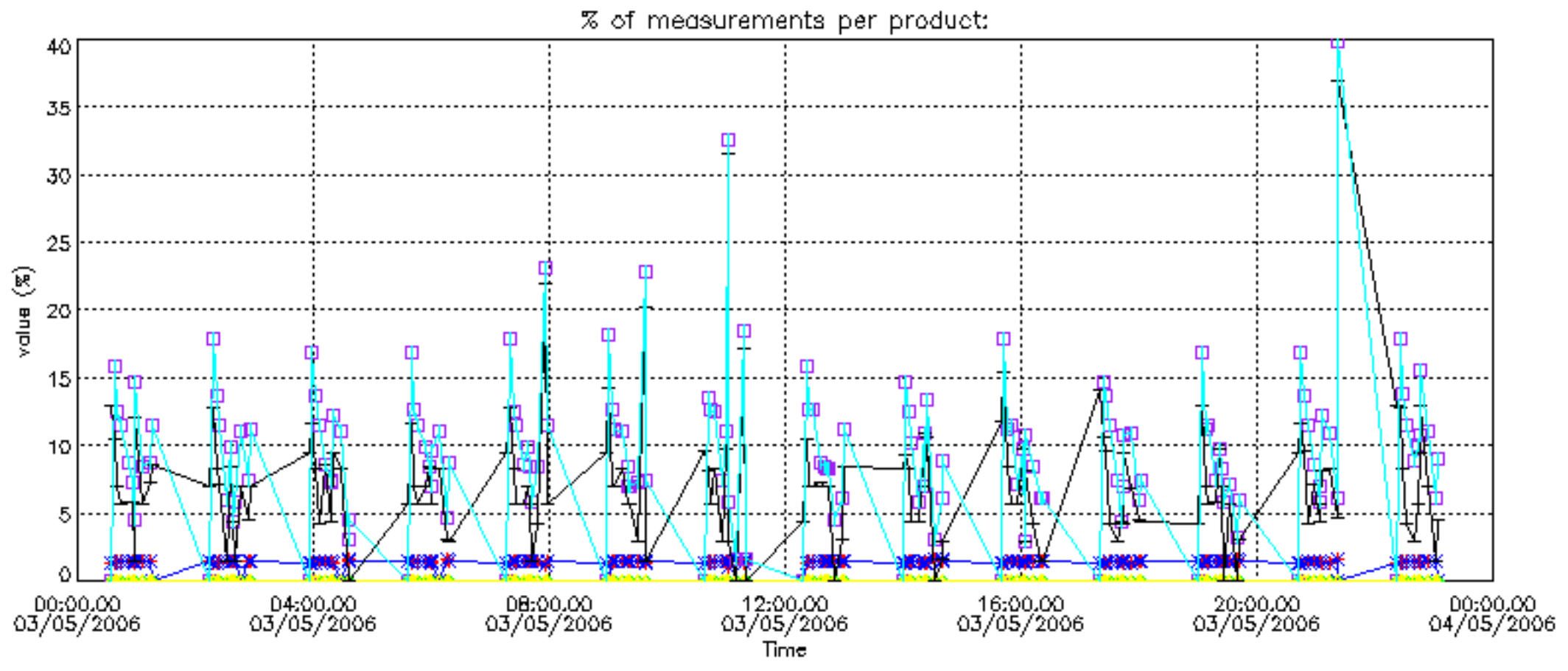


Percentage of flagged data per NO3 profile

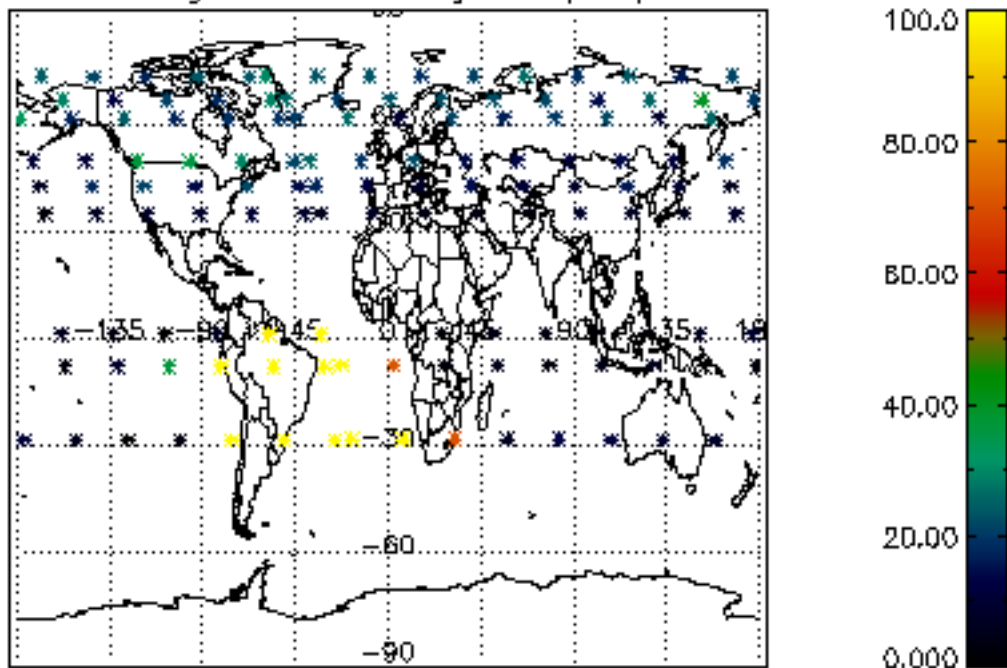




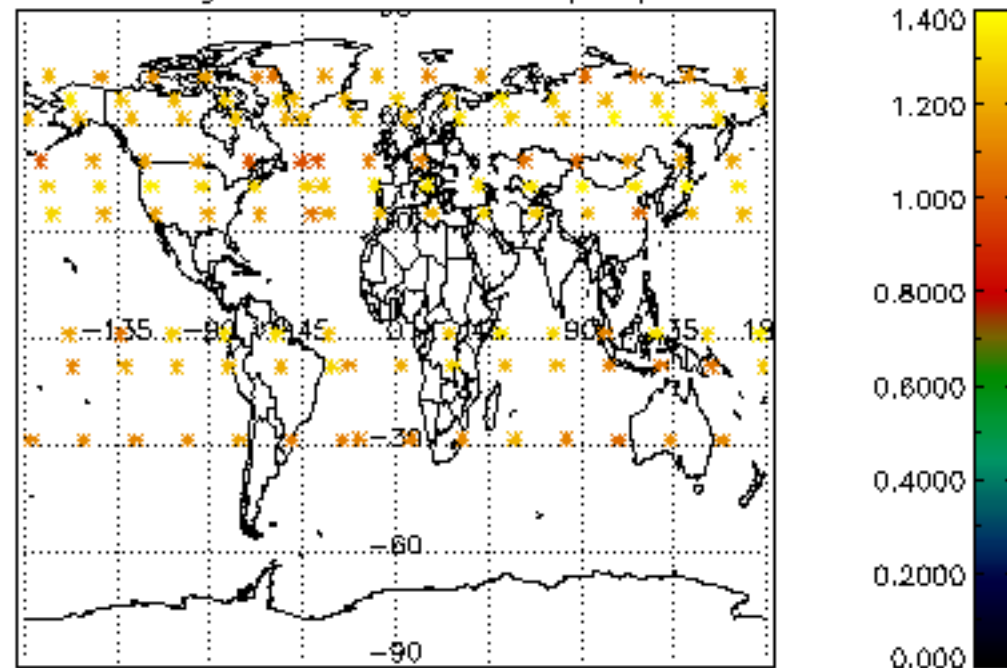




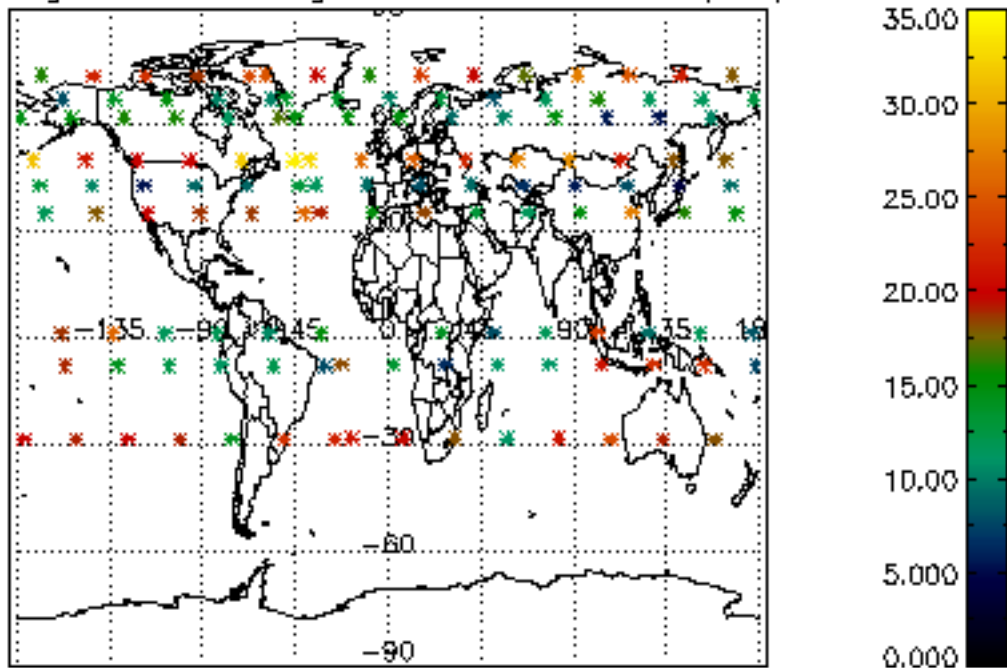
Percentage of cosmic ray hits per profile



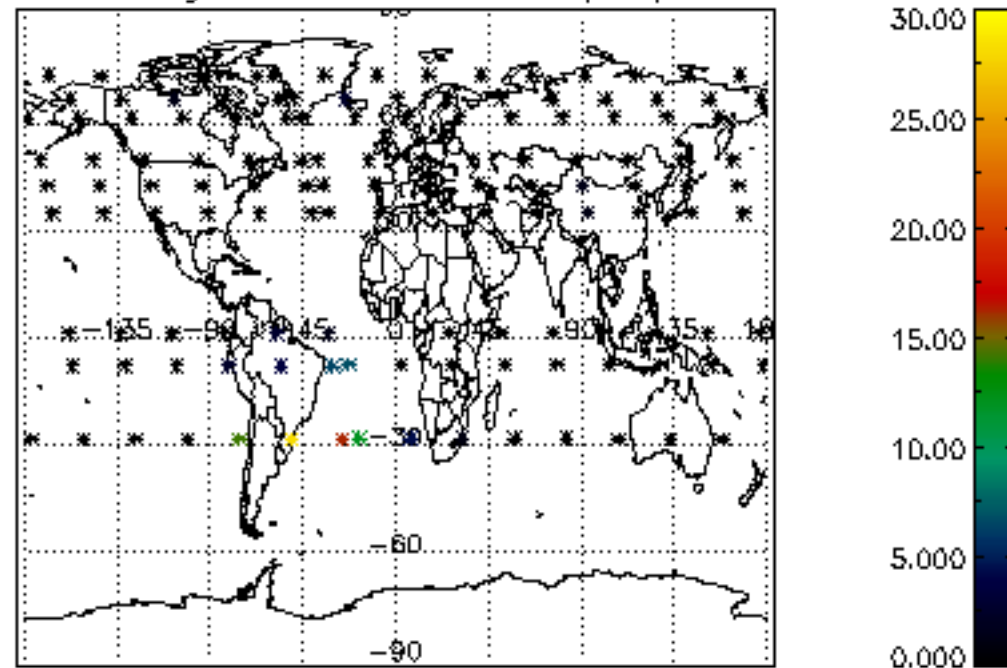
Percentage of datation errors per profile



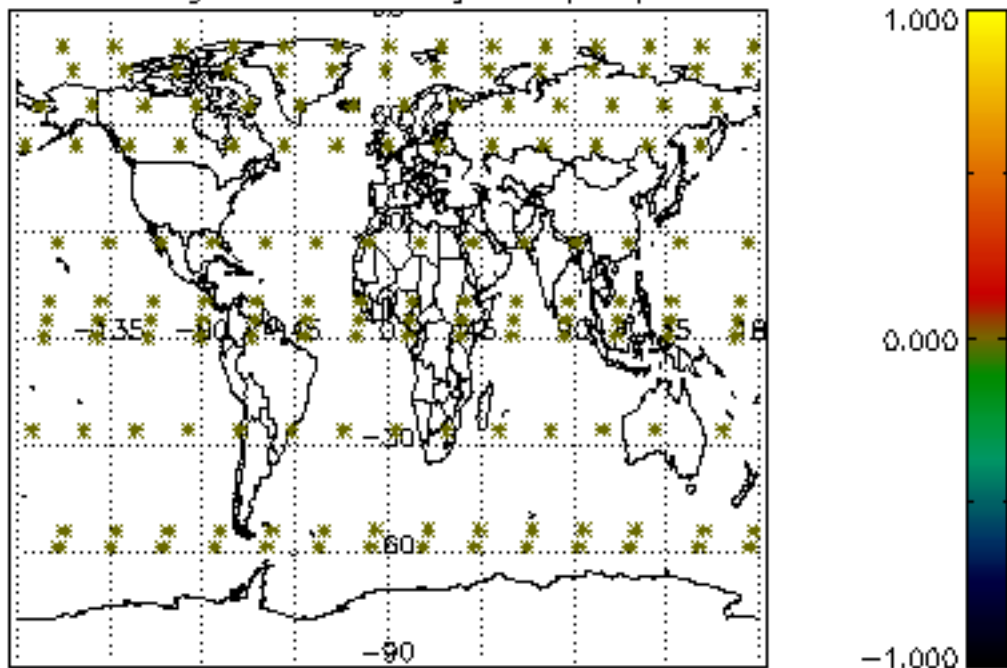
Percentage of star falling outside central band per profile



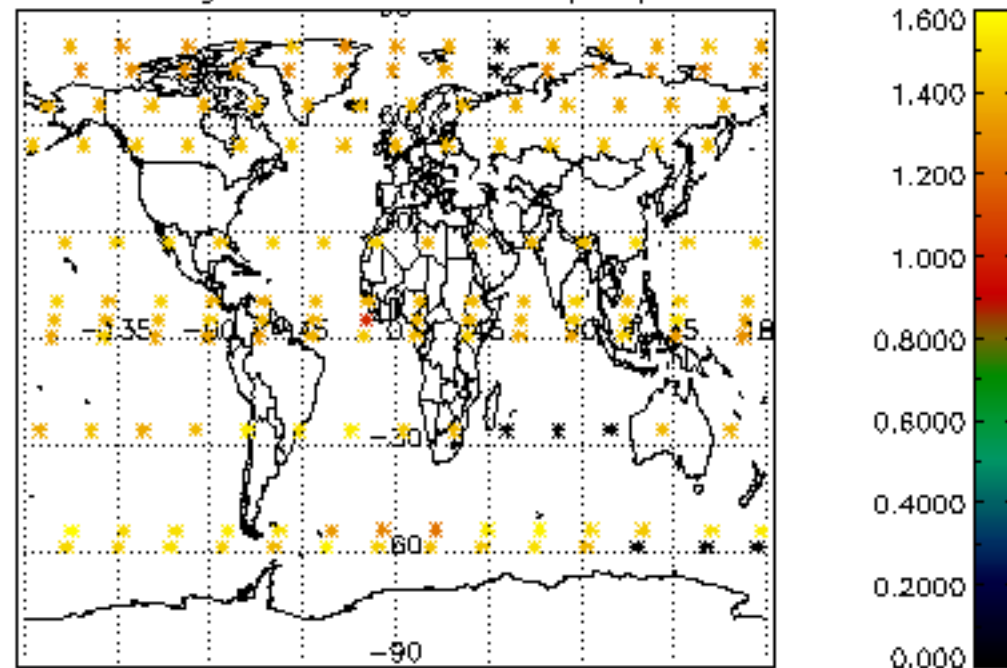
Percentage of saturation errors per profile



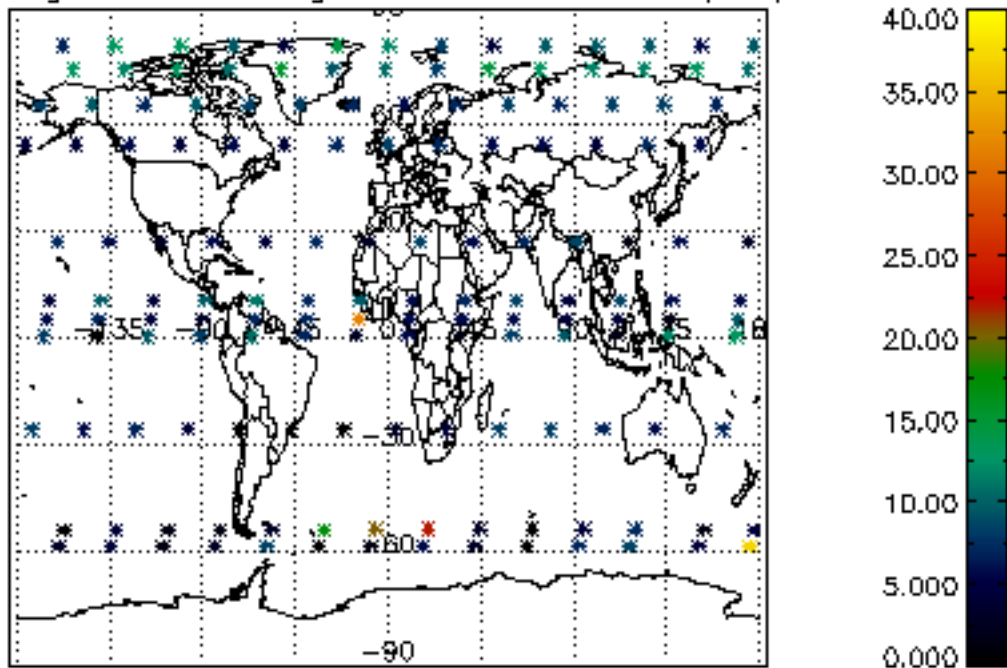
Percentage of cosmic ray hits per profile



Percentage of datation errors per profile



Percentage of star falling outside central band per profile



Percentage of saturation errors per profile

