

GOMOS Level 2 Daily Report

SUMMARY

[1. General Info](#)

[2. Summary of processed GOM_NL_2P products](#)

[3. Level 2 Quality information per product](#)

[3.1 Plot of level 2 quality information per product \(time dependant\)](#)

[3.2 Plot of level 2 quality information per product \(world map\)](#)

[4. Level 1 Quality information per product \(stored on level 2 products\)](#)

[4.1 Plot of level 1 quality information per product \(time dependant\)](#)

[4.1.1 Plot of level 1 quality information per product \(time dependant\): ASCENDING](#)

[4.1.2 Plot of level 1 quality information per product \(time dependant\): DESCENDING](#)

[4.2 Plot of level 1 quality information per product \(world map\)](#)

[4.2.1 Plot of level 1 quality information per product \(world map\): ASCENDING](#)

[4.2.2 Plot of level 1 quality information per product \(world map\): DESCENDING](#)

[5. Ozone profiles based on quality statistics and other trace gas profiles](#)

[5.1 Ozone statistics based on quality of products](#)

[5.2 Plot ozone profiles for all STD \(dark without errors\)](#)

[5.3 Plot ozone profiles where STD < 20% \(dark without errors\)](#)

[5.4. Plot ozone profiles where STD < 10% \(dark without errors\)](#)

[5.5. Plot ozone profiles where STD < 5% \(dark without errors\)](#)

[5.6 Plot NO2 profiles for all STD \(dark without errors\)](#)

[5.7 Plot NO3 profiles for all STD \(dark without errors\)](#)

[5.8 Plot H2O profiles \(only for occultations of stars 1,2,3,4,13,14,16,26,63 dark without errors\) for all STD](#)

[6. Auxiliary Data Files used for the production reported in section 2](#)

This report presents the daily analysis on parameters extracted from GOMOS level 2 data (GOM_NL__2P). It is intended to monitor some important parameters that will impact the quality of these products. A list of level 2 products (and content) that have arrived during the reporting day to the PCF is also given.

Item	Value
Time of report generation	23APR2013 19:54:31
Data source version	GOMOS/6.01
Start time of products	02-05-2006 (02MAY2006 00:00:00)
Stop time of products	03-05-2006 (03MAY2006 00:00:00)
Store outputs in DB	Yes
Nb of level 2 prods	279
Nb of prods with errors	0

2. Summary of processed GOM_NL__2P products.

Nr	Filename	UTC Start time	Limb	Duration	Star Id	Star Name	Star Mag	Star Temp	Nb Meas	Orbit	Prod. error
1	GOM_NL__2PRFIN20060502_000637_000000342047_00202_21799_9465.N1	02-MAY-2006 00:06:37	Bright	34.000	68	18Alp Cas	2.2250	4500.0	68	21799	No
2	GOM_NL__2PRFIN20060502_003224_000000432047_00202_21799_9466.N1	02-MAY-2006 00:32:24	Dark	43.000	18	24Alp PsA	1.1660	9700.0	86	21799	No
3	GOM_NL__2PRFIN20060502_003811_000000442047_00202_21799_9467.N1	02-MAY-2006 00:38:11	Dark	44.000	31	Alp Gru	1.7340	15200.	88	21799	No
4	GOM_NL__2PRFIN20060502_004046_000000452047_00203_21800_9449.N1	02-MAY-2006 00:40:46	Dark	44.500	148	Alp Tuc	2.8780	4100.0	89	21800	No
5	GOM_NL__2PRFIN20060502_005013_000000432047_00203_21800_9450.N1	02-MAY-2006 00:50:13	Straylight	42.500	43	Alp TrA	1.9100	4250.0	85	21800	No
6	GOM_NL__2PRFIN20060502_005225_000000412047_00203_21800_9451.N1	02-MAY-2006 00:52:25	Straylight	40.500	134	Bet TrA	2.8100	6600.0	81	21800	No
7	GOM_NL__2PRFIN20060502_005427_000000512047_00203_21800_9452.N1	02-MAY-2006 00:54:27	Straylight	50.500	4	Alp1Cen	-0.010000	5800.0	101	21800	No
8	GOM_NL__2PRFIN20060502_005753_000000412047_00203_21800_9453.N1	02-MAY-2006 00:57:53	Straylight	41.000	78	Alp Lup	2.3040	28000.	82	21800	No
9	GOM_NL__2PRFIN20060502_005926_000000402047_00203_21800_9454.N1	02-MAY-2006 00:59:26	Straylight	40.000	81	Eta Cen	2.3560	28000.	80	21800	No
10	GOM_NL__2PRFIN20060502_010130_000000432047_00203_21800_9455.N1	02-MAY-2006 01:01:30	Twilight_stray	42.500	54	5The Cen	2.0550	4500.0	85	21800	No
11	GOM_NL__2PRFIN20060502_010546_000000402047_00203_21800_9456.N1	02-MAY-2006 01:05:46	Bright	39.500	169	46Gam Hya	2.9910	4700.0	79	21800	No
12	GOM_NL__2PRFIN20060502_010905_000000392047_00203_21800_9457.N1	02-MAY-2006 01:09:05	Bright	38.500	15	67Alp Vir	0.97600	28000.	77	21800	No
13	GOM_NL__2PRFIN20060502_011210_000000362047_00203_21800_9458.N1	02-MAY-2006 01:12:10	Bright	35.500	121	29Gam Vir	2.7400	7200.0	71	21800	No
14	GOM_NL__2PRFIN20060502_011528_000000362047_00203_21800_9459.N1	02-MAY-2006 01:15:28	Bright	35.500	138	47Eps Vir	2.8280	4700.0	71	21800	No
15	GOM_NL__2PRFIN20060502_012311_000000362047_00203_21800_9460.N1	02-MAY-2006 01:23:11	Bright	36.000	152	12Alp2CVn	2.8900	11000.	72	21800	No
16	GOM_NL__2PRFIN20060502_012747_000000352047_00203_21800_9461.N1	02-MAY-2006 01:27:47	Bright	34.500	87	64Gam UMa	2.4330	11000.	69	21800	No
17	GOM_NL__2PRFIN20060502_012912_000000332047_00203_21800_9462.N1	02-MAY-2006 01:29:12	Bright	33.000	82	48Bet UMa	2.3650	10600.	66	21800	No
18	GOM_NL__2PRFIN20060502_013031_000000362047_00203_21800_9463.N1	02-MAY-2006 01:30:31	Bright	36.000	36	50Alp UMa	1.8000	6300.0	72	21800	No
19	GOM_NL__2PRFIN20060502_013756_000000332047_00203_21800_9464.N1	02-MAY-2006 01:37:56	Bright	33.000	49	1Alp UMi	1.9900	6300.0	66	21800	No
20	GOM_NL__2PRFIN20060502_014552_000000342047_00203_21800_9465.N1	02-MAY-2006 01:45:52	Bright	34.000	110	37Del Cas	2.6780	8900.0	68	21800	No
21	GOM_NL__2PRFIN20060502_014713_000000342047_00203_21800_9466.N1	02-MAY-2006 01:47:13	Bright	33.500	68	18Alp Cas	2.2250	4500.0	67	21800	No
22	GOM_NL__2PRFIN20060502_021300_000000412047_00203_21800_9467.N1	02-MAY-2006 02:13:00	Dark	40.500	18	24Alp PsA	1.1660	9700.0	81	21800	No
23	GOM_NL__2PRFIN20060502_021847_000000452047_00203_21800_9468.N1	02-MAY-2006 02:18:47	Dark	45.000	31	Alp Gru	1.7340	15200.	90	21800	No
24	GOM_NL__2PRFIN20060502_023049_000000392047_00204_21801_9449.N1	02-MAY-2006 02:30:49	Straylight	39.000	43	Alp TrA	1.9100	4250.0	78	21801	No
25	GOM_NL__2PRFIN20060502_023301_000000402047_00204_21801_9450.N1	02-MAY-2006 02:33:01	Straylight	39.500	134	Bet TrA	2.8100	6600.0	79	21801	No
26	GOM_NL__2PRFIN20060502_023504_000000502047_00204_21801_9451.N1	02-MAY-2006 02:35:04	Straylight	49.500	4	Alp1Cen	-0.010000	5800.0	99	21801	No
27	GOM_NL__2PRFIN20060502_023830_000000422047_00204_21801_9452.N1	02-MAY-2006 02:38:30	Straylight	41.500	78	Alp Lup	2.3040	28000.	83	21801	No
28	GOM_NL__2PRFIN20060502_024002_000000412047_00204_21801_9453.N1	02-MAY-2006 02:40:02	Straylight	40.500	81	Eta Cen	2.3560	28000.	81	21801	No
29	GOM_NL__2PRFIN20060502_024207_000000432047_00204_21801_9454.N1	02-MAY-2006 02:42:07	Twilight_stray	42.500	54	5The Cen	2.0550	4500.0	85	21801	No
30	GOM_NL__2PRFIN20060502_024623_000000372047_00204_21801_9455.N1	02-MAY-2006 02:46:23	Bright	36.500	169	46Gam Hya	2.9910	4700.0	73	21801	No
31	GOM_NL__2PRFIN20060502_024941_000000392047_00204_21801_9456.N1	02-MAY-2006 02:49:41	Bright	38.500	15	67Alp Vir	0.97600	28000.	77	21801	No
32	GOM_NL__2PRFIN20060502_025246_000000362047_00204_21801_9457.N1	02-MAY-2006 02:52:46	Bright	36.000	121	29Gam Vir	2.7400	7200.0	72	21801	No
33	GOM_NL__2PRFIN20060502_025604_000000362047_00204_21801_9458.N1	02-MAY-2006 02:56:04	Bright	35.500	138	47Eps Vir	2.8280	4700.0	71	21801	No
34	GOM_NL__2PRFIN20060502_030347_000000342047_00204_21801_9459.N1	02-MAY-2006 03:03:47	Bright	34.000	152	12Alp2CVn	2.8900	11000.	68	21801	No
35	GOM_NL__2PRFIN20060502_030823_000000522047_00204_21801_9460.N1	02-MAY-2006 03:08:23	Bright	52.000	87	64Gam UMa	2.4330	11000.	104	21801	No
36	GOM_NL__2PRFIN20060502_030949_000000362047_00204_21801_9461.N1	02-MAY-2006 03:09:49	Bright	35.500	82	48Bet UMa	2.3650	10600.	71	21801	No
37	GOM_NL__2PRFIN20060502_031107_000000362047_00204_21801_9462.N1	02-MAY-2006 03:11:07	Bright	36.000	36	50Alp UMa	1.8000	6300.0	72	21801	No
38	GOM_NL__2PRFIN20060502_031832_000000352047_00204_21801_9463.N1	02-MAY-2006 03:18:32	Bright	34.500	49	1Alp UMi	1.9900	6300.0	69	21801	No
39	GOM_NL__2PRFIN20060502_032628_000000322047_00204_21801_9464.N1	02-MAY-2006 03:26:28	Bright	32.000	110	37Del Cas	2.6780	8900.0	64	21801	No
40	GOM_NL__2PRFIN20060502_032750_000000362047_00204_21801_9465.N1	02-MAY-2006 03:27:50	Bright	35.500	68	18Alp Cas	2.2250	4500.0	71	21801	No
41	GOM_NL__2PRFIN20060502_035337_000000472047_00204_21801_9466.N1	02-MAY-2006 03:53:37	Dark	46.500	18	24Alp PsA	1.1660	9700.0	93	21801	No
42	GOM_NL__2PRFIN20060502_035924_000000412047_00204_21801_9467.N1	02-MAY-2006 03:59:24	Dark	41.000	31	Alp Gru	1.7340	15200.	82	21801	No

43	GOM_NL__2PRFIN20060502_041126_000000412047_00205_21802_9449.N1	02-MAY-2006 04:11:26	Straylight	41.000	43	Alp TrA	1.9100	4250.0	82	21802	No
44	GOM_NL__2PRFIN20060502_041338_000000382047_00205_21802_9450.N1	02-MAY-2006 04:13:38	Straylight	37.500	134	Bet TrA	2.8100	6600.0	75	21802	No
45	GOM_NL__2PRFIN20060502_041540_000000432047_00205_21802_9451.N1	02-MAY-2006 04:15:40	Straylight	43.000	4	Alp1Cen	-0.010000	5800.0	86	21802	No
46	GOM_NL__2PRFIN20060502_041906_000000372047_00205_21802_9452.N1	02-MAY-2006 04:19:06	Straylight	37.000	78	Alp Lup	2.3040	28000.	74	21802	No
47	GOM_NL__2PRFIN20060502_042038_000000402047_00205_21802_9453.N1	02-MAY-2006 04:20:38	Straylight	39.500	81	Eta Cen	2.3560	28000.	79	21802	No
48	GOM_NL__2PRFIN20060502_042243_000000442047_00205_21802_9454.N1	02-MAY-2006 04:22:43	Tw_i_and_stray	43.500	54	5The Cen	2.0550	4500.0	87	21802	No
49	GOM_NL__2PRFIN20060502_042659_000000392047_00205_21802_9455.N1	02-MAY-2006 04:26:59	Bright	38.500	169	46Gam Hya	2.9910	4700.0	77	21802	No
50	GOM_NL__2PRFIN20060502_043018_000000392047_00205_21802_9456.N1	02-MAY-2006 04:30:18	Bright	38.500	15	67Alp Vir	0.97600	28000.	77	21802	No
51	GOM_NL__2PRFIN20060502_043323_000000352047_00205_21802_9457.N1	02-MAY-2006 04:33:23	Bright	35.000	121	29Gam Vir	2.7400	7200.0	70	21802	No
52	GOM_NL__2PRFIN20060502_043640_000000352047_00205_21802_9458.N1	02-MAY-2006 04:36:40	Bright	35.000	138	47Eps Vir	2.8280	4700.0	70	21802	No
53	GOM_NL__2PRFIN20060502_044423_000000342047_00205_21802_9459.N1	02-MAY-2006 04:44:23	Bright	34.000	152	12Alp2CVn	2.8900	11000.	68	21802	No
54	GOM_NL__2PRFIN20060502_044859_000000352047_00205_21802_9460.N1	02-MAY-2006 04:48:59	Bright	34.500	87	64Gam UMa	2.4330	11000.	69	21802	No
55	GOM_NL__2PRFIN20060502_045025_000000362047_00205_21802_9461.N1	02-MAY-2006 04:50:25	Bright	36.000	82	48Bet UMa	2.3650	10600.	72	21802	No
56	GOM_NL__2PRFIN20060502_045143_000000362047_00205_21802_9462.N1	02-MAY-2006 04:51:43	Bright	36.000	36	50Alp UMa	1.8000	6300.0	72	21802	No
57	GOM_NL__2PRFIN20060502_045908_000000352047_00205_21802_9463.N1	02-MAY-2006 04:59:08	Bright	35.000	49	1Alp UMi	1.9900	6300.0	70	21802	No
58	GOM_NL__2PRFIN20060502_050704_000000332047_00205_21802_9464.N1	02-MAY-2006 05:07:04	Bright	32.500	110	37Del Cas	2.6780	8900.0	65	21802	No
59	GOM_NL__2PRFIN20060502_050826_000000332047_00205_21802_9465.N1	02-MAY-2006 05:08:26	Bright	33.000	68	18Alp Cas	2.2250	4500.0	66	21802	No
60	GOM_NL__2PRFIN20060502_053414_000000432047_00205_21802_9466.N1	02-MAY-2006 05:34:14	Dark	43.000	18	24Alp PsA	1.1660	9700.0	86	21802	No
61	GOM_NL__2PRFIN20060502_054000_000000432047_00205_21802_9467.N1	02-MAY-2006 05:40:00	Dark	43.000	31	Alp Gru	1.7340	15200.	86	21802	No
62	GOM_NL__2PRFIN20060502_054235_000000472047_00206_21803_9449.N1	02-MAY-2006 05:42:35	Dark	46.500	148	Alp Tuc	2.8780	4100.0	93	21803	No
63	GOM_NL__2PRFIN20060502_055202_000000422047_00206_21803_9450.N1	02-MAY-2006 05:52:02	Straylight	42.000	43	Alp TrA	1.9100	4250.0	84	21803	No
64	GOM_NL__2PRFIN20060502_055414_000000372047_00206_21803_9451.N1	02-MAY-2006 05:54:14	Straylight	37.000	134	Bet TrA	2.8100	6600.0	74	21803	No
65	GOM_NL__2PRFIN20060502_055616_000000462047_00206_21803_9452.N1	02-MAY-2006 05:56:16	Straylight	45.500	4	Alp1Cen	-0.010000	5800.0	91	21803	No
66	GOM_NL__2PRFIN20060502_055942_000000412047_00206_21803_9453.N1	02-MAY-2006 05:59:42	Straylight	40.500	78	Alp Lup	2.3040	28000.	81	21803	No
67	GOM_NL__2PRFIN20060502_060115_000000412047_00206_21803_9454.N1	02-MAY-2006 06:01:15	Straylight	40.500	81	Eta Cen	2.3560	28000.	81	21803	No
68	GOM_NL__2PRFIN20060502_060319_000000432047_00206_21803_9455.N1	02-MAY-2006 06:03:19	Tw_i_and_stray	43.000	54	5The Cen	2.0550	4500.0	86	21803	No
69	GOM_NL__2PRFIN20060502_060735_000000382047_00206_21803_9456.N1	02-MAY-2006 06:07:35	Bright	38.000	169	46Gam Hya	2.9910	4700.0	76	21803	No
70	GOM_NL__2PRFIN20060502_061054_000000392047_00206_21803_9457.N1	02-MAY-2006 06:10:54	Bright	39.000	15	67Alp Vir	0.97600	28000.	78	21803	No
71	GOM_NL__2PRFIN20060502_061359_000000362047_00206_21803_9458.N1	02-MAY-2006 06:13:59	Bright	35.500	121	29Gam Vir	2.7400	7200.0	71	21803	No
72	GOM_NL__2PRFIN20060502_061717_000000342047_00206_21803_9459.N1	02-MAY-2006 06:17:17	Bright	34.000	138	47Eps Vir	2.8280	4700.0	68	21803	No
73	GOM_NL__2PRFIN20060502_062459_000000362047_00206_21803_9460.N1	02-MAY-2006 06:24:59	Bright	35.500	152	12Alp2CVn	2.8900	11000.	71	21803	No
74	GOM_NL__2PRFIN20060502_062935_000000342047_00206_21803_9461.N1	02-MAY-2006 06:29:35	Bright	33.500	87	64Gam UMa	2.4330	11000.	67	21803	No
75	GOM_NL__2PRFIN20060502_063101_000000352047_00206_21803_9462.N1	02-MAY-2006 06:31:01	Bright	34.500	82	48Bet UMa	2.3650	10600.	69	21803	No
76	GOM_NL__2PRFIN20060502_063219_000000362047_00206_21803_9463.N1	02-MAY-2006 06:32:19	Bright	35.500	36	50Alp UMa	1.8000	6300.0	71	21803	No
77	GOM_NL__2PRFIN20060502_063945_000000352047_00206_21803_9464.N1	02-MAY-2006 06:39:45	Bright	35.000	49	1Alp UMi	1.9900	6300.0	70	21803	No
78	GOM_NL__2PRFIN20060502_064741_000000322047_00206_21803_9465.N1	02-MAY-2006 06:47:41	Bright	32.000	110	37Del Cas	2.6780	8900.0	64	21803	No
79	GOM_NL__2PRFIN20060502_064902_000000352047_00206_21803_9466.N1	02-MAY-2006 06:49:02	Bright	35.000	68	18Alp Cas	2.2250	4500.0	70	21803	No
80	GOM_NL__2PRFIN20060502_071450_000000452047_00206_21803_9467.N1	02-MAY-2006 07:14:50	Dark	44.500	18	24Alp PsA	1.1660	9700.0	89	21803	No
81	GOM_NL__2PRFIN20060502_072037_000000432047_00206_21803_9468.N1	02-MAY-2006 07:20:37	Dark	43.000	31	Alp Gru	1.7340	15200.	86	21803	No
82	GOM_NL__2PRFIN20060502_072311_000000482047_00207_21804_9449.N1	02-MAY-2006 07:23:11	Dark	47.500	148	Alp Tuc	2.8780	4100.0	95	21804	No
83	GOM_NL__2PRFIN20060502_073239_000000392047_00207_21804_9450.N1	02-MAY-2006 07:32:39	Straylight	38.500	43	Alp TrA	1.9100	4250.0	77	21804	No
84	GOM_NL__2PRFIN20060502_073450_000000392047_00207_21804_9451.N1	02-MAY-2006 07:34:50	Straylight	39.000	134	Bet TrA	2.8100	6600.0	78	21804	No
85	GOM_NL__2PRFIN20060502_073653_000000432047_00207_21804_9452.N1	02-MAY-2006 07:36:53	Straylight	42.500	4	Alp1Cen	-0.010000	5800.0	85	21804	No
86	GOM_NL__2PRFIN20060502_074019_000000412047_00207_21804_9453.N1	02-MAY-2006 07:40:19	Straylight	40.500	78	Alp Lup	2.3040	28000.	81	21804	No
87	GOM_NL__2PRFIN20060502_074151_000000392047_00207_21804_9454.N1	02-MAY-2006 07:41:51	Straylight	39.000	81	Eta Cen	2.3560	28000.	78	21804	No
88	GOM_NL__2PRFIN20060502_074355_000000432047_00207_21804_9455.N1	02-MAY-2006 07:43:55	Tw_i_and_stray	43.000	54	5The Cen	2.0550	4500.0	86	21804	No
89	GOM_NL__2PRFIN20060502_074811_000000382047_00207_21804_9456.N1	02-MAY-2006 07:48:11	Bright	38.000	169	46Gam Hya	2.9910	4700.0	76	21804	No
90	GOM_NL__2PRFIN20060502_075130_000000392047_00207_21804_9457.N1	02-MAY-2006 07:51:30	Bright	38.500	15	67Alp Vir	0.97600	28000.	77	21804	No
91	GOM_NL__2PRFIN20060502_075435_000000352047_00207_21804_9458.N1	02-MAY-2006 07:54:35	Bright	35.000	121	29Gam Vir	2.7400	7200.0	70	21804	No
92	GOM_NL__2PRFIN20060502_075753_000000362047_00207_21804_9459.N1	02-MAY-2006 07:57:53	Bright	35.500	138	47Eps Vir	2.8280	4700.0	71	21804	No
93	GOM_NL__2PRFIN20060502_080535_000000352047_00207_21804_9460.N1	02-MAY-2006 08:05:35	Bright	35.000	152	12Alp2CVn	2.8900	11000.	70	21804	No
94	GOM_NL__2PRFIN20060502_081011_000000372047_00207_21804_9461.N1	02-MAY-2006 08:10:11	Bright	36.500	87	64Gam UMa	2.4330	11000.	73	21804	No
95	GOM_NL__2PRFIN20060502_081137_000000352047_00207_21804_9462.N1	02-MAY-2006 08:11:37	Bright	34.500	82	48Bet UMa	2.3650	10600.	69	21804	No
96	GOM_NL__2PRFIN20060502_081256_000000342047_00207_21804_9463.N1	02-MAY-2006 08:12:56	Bright	34.000	36	50Alp UMa	1.8000	6300.0	68	21804	No
97	GOM_NL__2PRFIN20060502_082020_000000332047_00207_21804_9464.N1	02-MAY-2006 08:20:20	Bright	33.000	49	1Alp UMi	1.9900	6300.0	66	21804	No
98	GOM_NL__2PRFIN20060502_082817_000000362047_00207_21804_9465.N1	02-MAY-2006 08:28:17	Bright	36.000	110	37Del Cas	2.6780	8900.0	72	21804	No
99	GOM_NL__2PRFIN20060502_082938_000000352047_00207_21804_9466.N1	02-MAY-2006 08:29:38	Bright	35.000	68	18Alp Cas	2.2250	4500.0	70	21804	No
100	GOM_NL__2PRFIN20060502_085527_000000442047_00207_21804_9467.N1	02-MAY-2006 08:55:27	Dark	44.000	18	24Alp PsA	1.1660	9700.0	88	21804	No
101	GOM_NL__2PRFIN20060502_090113_000000442047_00207_21804_9468.N1	02-MAY-2006 09:01:13	Dark	44.000	31	Alp Gru	1.7340	15200.	88	21804	No

102	GOM_NL__2PRFIN20060502_090347_000000432047_00208_21805_9449.N1	02-MAY-2006 09:03:47	Dark	42.500	148	Alp Tuc	2.8780	4100.0	85	21805	No
103	GOM_NL__2PRFIN20060502_091315_000000412047_00208_21805_9450.N1	02-MAY-2006 09:13:15	Straylight	41.000	43	Alp TrA	1.9100	4250.0	82	21805	No
104	GOM_NL__2PRFIN20060502_091527_000000382047_00208_21805_9451.N1	02-MAY-2006 09:15:27	Straylight	37.500	134	Bet TrA	2.8100	6600.0	75	21805	No
105	GOM_NL__2PRFIN20060502_091729_000000512047_00208_21805_9452.N1	02-MAY-2006 09:17:29	Straylight	51.000	4	Alp1Cen	-0.010000	5800.0	102	21805	No
106	GOM_NL__2PRFIN20060502_092055_000000382047_00208_21805_9453.N1	02-MAY-2006 09:20:55	Straylight	37.500	78	Alp Lup	2.3040	28000.	75	21805	No
107	GOM_NL__2PRFIN20060502_092227_000000422047_00208_21805_9454.N1	02-MAY-2006 09:22:27	Straylight	41.500	81	Eta Cen	2.3560	28000.	83	21805	No
108	GOM_NL__2PRFIN20060502_092432_000000422047_00208_21805_9455.N1	02-MAY-2006 09:24:32	Tw_i_and_stray	42.000	54	5The Cen	2.0550	4500.0	84	21805	No
109	GOM_NL__2PRFIN20060502_092847_000000382047_00208_21805_9456.N1	02-MAY-2006 09:28:47	Bright	38.000	169	46Gam Hya	2.9910	4700.0	76	21805	No
110	GOM_NL__2PRFIN20060502_093206_000000382047_00208_21805_9457.N1	02-MAY-2006 09:32:06	Bright	38.000	15	67Alp Vir	0.97600	28000.	76	21805	No
111	GOM_NL__2PRFIN20060502_093511_000000362047_00208_21805_9458.N1	02-MAY-2006 09:35:11	Bright	35.500	121	29Gam Vir	2.7400	7200.0	71	21805	No
112	GOM_NL__2PRFIN20060502_093829_000000372047_00208_21805_9459.N1	02-MAY-2006 09:38:29	Bright	36.500	138	47Eps Vir	2.8280	4700.0	73	21805	No
113	GOM_NL__2PRFIN20060502_094611_000000352047_00208_21805_9460.N1	02-MAY-2006 09:46:11	Bright	35.000	152	12Alp2CVn	2.8900	11000.	70	21805	No
114	GOM_NL__2PRFIN20060502_095047_000000342047_00208_21805_9461.N1	02-MAY-2006 09:50:47	Bright	33.500	87	64Gam UMa	2.4330	11000.	67	21805	No
115	GOM_NL__2PRFIN20060502_095214_000000372047_00208_21805_9462.N1	02-MAY-2006 09:52:14	Bright	36.500	82	48Bet UMa	2.3650	10600.	73	21805	No
116	GOM_NL__2PRFIN20060502_095332_000000372047_00208_21805_9463.N1	02-MAY-2006 09:53:32	Bright	36.500	36	50Alp UMa	1.8000	6300.0	73	21805	No
117	GOM_NL__2PRFIN20060502_100056_000000362047_00208_21805_9464.N1	02-MAY-2006 10:00:56	Bright	35.500	49	1Alp UMi	1.9900	6300.0	71	21805	No
118	GOM_NL__2PRFIN20060502_100853_000000472047_00208_21805_9465.N1	02-MAY-2006 10:08:53	Bright	47.000	110	37Del Cas	2.6780	8900.0	94	21805	No
119	GOM_NL__2PRFIN20060502_101014_000000352047_00208_21805_9466.N1	02-MAY-2006 10:10:14	Bright	35.000	68	18Alp Cas	2.2250	4500.0	70	21805	No
120	GOM_NL__2PRFIN20060502_103603_000000472047_00208_21805_9467.N1	02-MAY-2006 10:36:03	Dark	47.000	18	24Alp PsA	1.1660	9700.0	94	21805	No
121	GOM_NL__2PRFIN20060502_104150_000000422047_00208_21805_9468.N1	02-MAY-2006 10:41:50	Dark	42.000	31	Alp Gru	1.7340	15200.	84	21805	No
122	GOM_NL__2PRFIN20060502_104424_000000382047_00209_21806_9469.N1	02-MAY-2006 10:44:24	Dark	38.000	148	Alp Tuc	2.8780	4100.0	76	21806	No
123	GOM_NL__2PRFIN20060502_105351_000000402047_00209_21806_9470.N1	02-MAY-2006 10:53:51	Straylight	39.500	43	Alp TrA	1.9100	4250.0	79	21806	No
124	GOM_NL__2PRFIN20060502_105603_000000382047_00209_21806_9471.N1	02-MAY-2006 10:56:03	Straylight	37.500	134	Bet TrA	2.8100	6600.0	75	21806	No
125	GOM_NL__2PRFIN20060502_105805_000000422047_00209_21806_9472.N1	02-MAY-2006 10:58:05	Straylight	42.000	4	Alp1Cen	-0.010000	5800.0	84	21806	No
126	GOM_NL__2PRFIN20060502_110131_000000392047_00209_21806_9473.N1	02-MAY-2006 11:01:31	Straylight	39.000	78	Alp Lup	2.3040	28000.	78	21806	No
127	GOM_NL__2PRFIN20060502_110303_000000402047_00209_21806_9474.N1	02-MAY-2006 11:03:03	Straylight	39.500	81	Eta Cen	2.3560	28000.	79	21806	No
128	GOM_NL__2PRFIN20060502_110508_000000442047_00209_21806_9475.N1	02-MAY-2006 11:05:08	Tw_i_and_stray	44.000	54	5The Cen	2.0550	4500.0	88	21806	No
129	GOM_NL__2PRFIN20060502_110923_000000372047_00209_21806_9476.N1	02-MAY-2006 11:09:23	Bright	36.500	169	46Gam Hya	2.9910	4700.0	73	21806	No
130	GOM_NL__2PRFIN20060502_111242_000000392047_00209_21806_9477.N1	02-MAY-2006 11:12:42	Bright	39.000	15	67Alp Vir	0.97600	28000.	78	21806	No
131	GOM_NL__2PRFIN20060502_111547_000000362047_00209_21806_9478.N1	02-MAY-2006 11:15:47	Bright	35.500	121	29Gam Vir	2.7400	7200.0	71	21806	No
132	GOM_NL__2PRFIN20060502_111904_000000362047_00209_21806_9479.N1	02-MAY-2006 11:19:04	Bright	36.000	138	47Eps Vir	2.8280	4700.0	72	21806	No
133	GOM_NL__2PRFIN20060502_112647_000000352047_00209_21806_9480.N1	02-MAY-2006 11:26:47	Bright	34.500	152	12Alp2CVn	2.8900	11000.	69	21806	No
134	GOM_NL__2PRFIN20060502_113123_000000352047_00209_21806_9481.N1	02-MAY-2006 11:31:23	Bright	34.500	87	64Gam UMa	2.4330	11000.	69	21806	No
135	GOM_NL__2PRFIN20060502_113250_000000412047_00209_21806_9482.N1	02-MAY-2006 11:32:50	Bright	40.500	82	48Bet UMa	2.3650	10600.	81	21806	No
136	GOM_NL__2PRFIN20060502_113408_000000382047_00209_21806_9483.N1	02-MAY-2006 11:34:08	Bright	38.000	36	50Alp UMa	1.8000	6300.0	76	21806	No
137	GOM_NL__2PRFIN20060502_114132_000000332047_00209_21806_9484.N1	02-MAY-2006 11:41:32	Bright	33.000	49	1Alp UMi	1.9900	6300.0	66	21806	No
138	GOM_NL__2PRFIN20060502_114929_000000522047_00209_21806_9485.N1	02-MAY-2006 11:49:29	Bright	52.000	110	37Del Cas	2.6780	8900.0	104	21806	No
139	GOM_NL__2PRFIN20060502_115050_000000322047_00209_21806_9486.N1	02-MAY-2006 11:50:50	Bright	32.000	68	18Alp Cas	2.2250	4500.0	64	21806	No
140	GOM_NL__2PRFIN20060502_121639_000000462047_00209_21806_9487.N1	02-MAY-2006 12:16:39	Dark	45.500	18	24Alp PsA	1.1660	9700.0	91	21806	No
141	GOM_NL__2PRFIN20060502_122226_000000422047_00209_21806_9488.N1	02-MAY-2006 12:22:26	Dark	42.000	31	Alp Gru	1.7340	15200.	84	21806	No
142	GOM_NL__2PRFIN20060502_122500_000000392047_00210_21807_9489.N1	02-MAY-2006 12:25:00	Dark	38.500	148	Alp Tuc	2.8780	4100.0	77	21807	No
143	GOM_NL__2PRFIN20060502_123427_000000412047_00210_21807_9470.N1	02-MAY-2006 12:34:27	Straylight	40.500	43	Alp TrA	1.9100	4250.0	81	21807	No
144	GOM_NL__2PRFIN20060502_123639_000000382047_00210_21807_9471.N1	02-MAY-2006 12:36:39	Straylight	38.000	134	Bet TrA	2.8100	6600.0	76	21807	No
145	GOM_NL__2PRFIN20060502_123841_000000422047_00210_21807_9472.N1	02-MAY-2006 12:38:41	Straylight	41.500	4	Alp1Cen	-0.010000	5800.0	83	21807	No
146	GOM_NL__2PRFIN20060502_124207_000000392047_00210_21807_9473.N1	02-MAY-2006 12:42:07	Straylight	39.000	78	Alp Lup	2.3040	28000.	78	21807	No
147	GOM_NL__2PRFIN20060502_124340_000000412047_00210_21807_9474.N1	02-MAY-2006 12:43:40	Straylight	41.000	81	Eta Cen	2.3560	28000.	82	21807	No
148	GOM_NL__2PRFIN20060502_124544_000000422047_00210_21807_9475.N1	02-MAY-2006 12:45:44	Tw_i_and_stray	41.500	54	5The Cen	2.0550	4500.0	83	21807	No
149	GOM_NL__2PRFIN20060502_124959_000000392047_00210_21807_9476.N1	02-MAY-2006 12:49:59	Bright	38.500	169	46Gam Hya	2.9910	4700.0	77	21807	No
150	GOM_NL__2PRFIN20060502_125318_000000392047_00210_21807_9477.N1	02-MAY-2006 12:53:18	Bright	38.500	15	67Alp Vir	0.97600	28000.	77	21807	No
151	GOM_NL__2PRFIN20060502_125623_000000342047_00210_21807_9478.N1	02-MAY-2006 12:56:23	Bright	34.000	121	29Gam Vir	2.7400	7200.0	68	21807	No
152	GOM_NL__2PRFIN20060502_125940_000000352047_00210_21807_9479.N1	02-MAY-2006 12:59:40	Bright	34.500	138	47Eps Vir	2.8280	4700.0	69	21807	No
153	GOM_NL__2PRFIN20060502_130723_000000352047_00210_21807_9480.N1	02-MAY-2006 13:07:23	Bright	34.500	152	12Alp2CVn	2.8900	11000.	69	21807	No
154	GOM_NL__2PRFIN20060502_131159_000000362047_00210_21807_9481.N1	02-MAY-2006 13:11:59	Bright	35.500	87	64Gam UMa	2.4330	11000.	71	21807	No
155	GOM_NL__2PRFIN20060502_131326_000000362047_00210_21807_9482.N1	02-MAY-2006 13:13:26	Bright	36.000	82	48Bet UMa	2.3650	10600.	72	21807	No
156	GOM_NL__2PRFIN20060502_131444_000000382047_00210_21807_9483.N1	02-MAY-2006 13:14:44	Bright	37.500	36	50Alp UMa	1.8000	6300.0	75	21807	No
157	GOM_NL__2PRFIN20060502_132208_000000342047_00210_21807_9484.N1	02-MAY-2006 13:22:08	Bright	33.500	49	1Alp UMi	1.9900	6300.0	67	21807	No
158	GOM_NL__2PRFIN20060502_133005_000000322047_00210_21807_9485.N1	02-MAY-2006 13:30:05	Bright	32.000	110	37Del Cas	2.6780	8900.0	64	21807	No
159	GOM_NL__2PRFIN20060502_133126_000000362047_00210_21807_9486.N1	02-MAY-2006 13:31:26	Bright	36.000	68	18Alp Cas	2.2250	4500.0	72	21807	No
160	GOM_NL__2PRFIN20060502_135716_000000492047_00210_21807_9487.N1	02-MAY-2006 13:57:16	Dark	48.500	18	24Alp PsA	1.1660	9700.0	97	21807	No

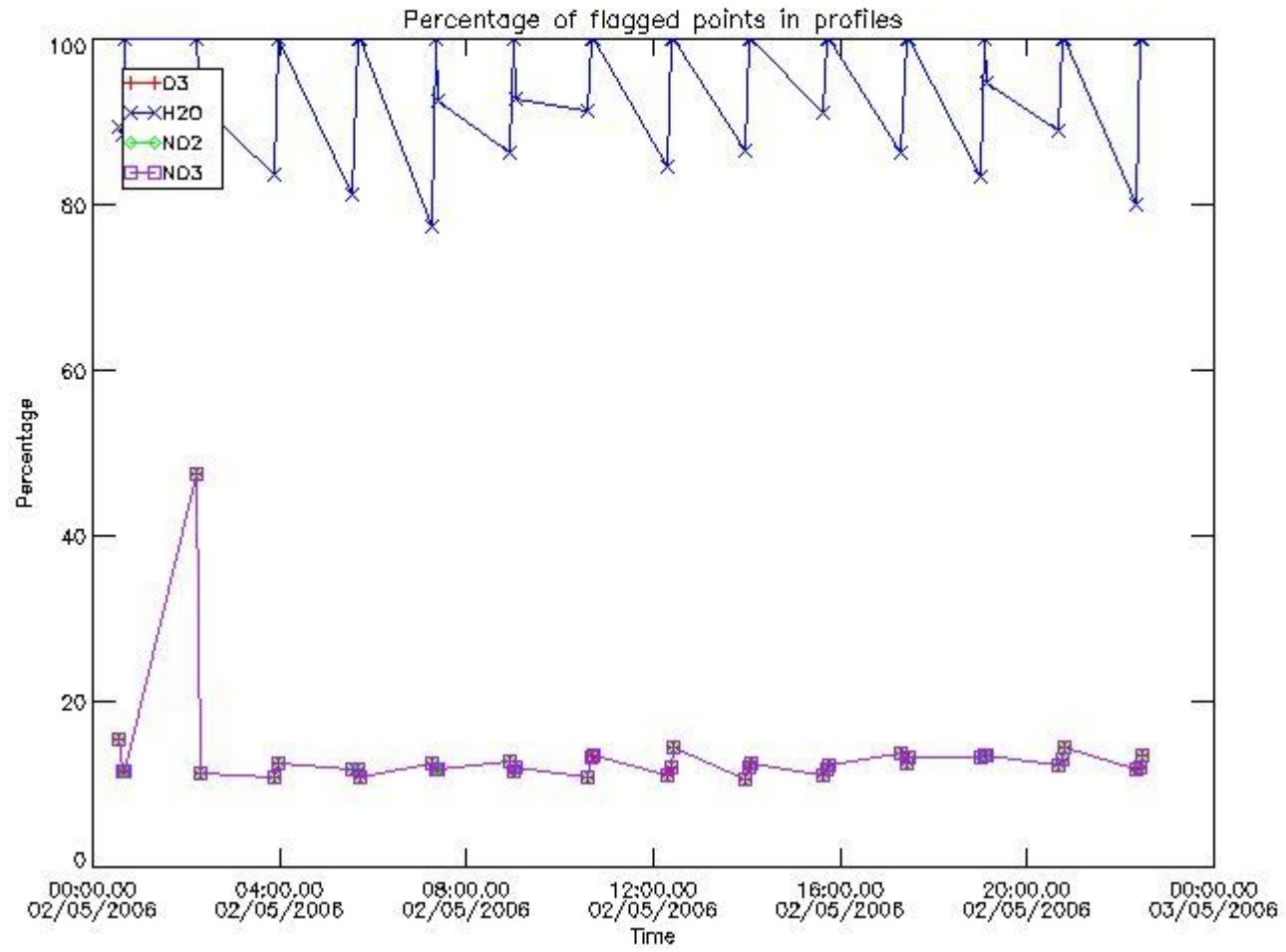
161	GOM_NL__2PRFIN20060502_140303_000000422047_00210_21807_9488.N1	02-MAY-2006 14:03:03	Dark	42.000	31	Alp Gru	1.7340	15200.	84	21807	No
162	GOM_NL__2PRFIN20060502_140536_000000452047_00211_21808_9469.N1	02-MAY-2006 14:05:36	Dark	44.500	148	Alp Tuc	2.8780	4100.0	89	21808	No
163	GOM_NL__2PRFIN20060502_141504_000000422047_00211_21808_9470.N1	02-MAY-2006 14:15:04	Straylight	41.500	43	Alp TrA	1.9100	4250.0	83	21808	No
164	GOM_NL__2PRFIN20060502_141716_000000372047_00211_21808_9471.N1	02-MAY-2006 14:17:16	Straylight	37.000	134	Bet TrA	2.8100	6600.0	74	21808	No
165	GOM_NL__2PRFIN20060502_141917_000000422047_00211_21808_9472.N1	02-MAY-2006 14:19:17	Straylight	42.000	4	Alp1Cen	-0.010000	5800.0	84	21808	No
166	GOM_NL__2PRFIN20060502_142243_000000382047_00211_21808_9473.N1	02-MAY-2006 14:22:43	Straylight	37.500	78	Alp Lup	2.3040	28000.	75	21808	No
167	GOM_NL__2PRFIN20060502_142416_000000412047_00211_21808_9474.N1	02-MAY-2006 14:24:16	Straylight	40.500	81	Eta Cen	2.3560	28000.	81	21808	No
168	GOM_NL__2PRFIN20060502_142620_000000432047_00211_21808_9475.N1	02-MAY-2006 14:26:20	Tw_i_and_stray	42.500	54	5The Cen	2.0550	4500.0	85	21808	No
169	GOM_NL__2PRFIN20060502_143035_000000392047_00211_21808_9476.N1	02-MAY-2006 14:30:35	Bright	38.500	169	46Gam Hya	2.9910	4700.0	77	21808	No
170	GOM_NL__2PRFIN20060502_143354_000000382047_00211_21808_9477.N1	02-MAY-2006 14:33:54	Bright	38.000	15	67Alp Vir	0.97600	28000.	76	21808	No
171	GOM_NL__2PRFIN20060502_143659_000000362047_00211_21808_9478.N1	02-MAY-2006 14:36:59	Bright	35.500	121	29Gam Vir	2.7400	7200.0	71	21808	No
172	GOM_NL__2PRFIN20060502_144016_000000352047_00211_21808_9479.N1	02-MAY-2006 14:40:16	Bright	35.000	138	47Eps Vir	2.8280	4700.0	70	21808	No
173	GOM_NL__2PRFIN20060502_144759_000000352047_00211_21808_9480.N1	02-MAY-2006 14:47:59	Bright	35.000	152	12Alp2CVn	2.8900	11000.	70	21808	No
174	GOM_NL__2PRFIN20060502_145235_000000362047_00211_21808_9481.N1	02-MAY-2006 14:52:35	Bright	36.000	87	64Gam UMa	2.4330	11000.	72	21808	No
175	GOM_NL__2PRFIN20060502_145402_000000372047_00211_21808_9482.N1	02-MAY-2006 14:54:02	Bright	37.000	82	48Bet UMa	2.3650	10600.	74	21808	No
176	GOM_NL__2PRFIN20060502_145520_000000372047_00211_21808_9483.N1	02-MAY-2006 14:55:20	Bright	37.000	36	50Alp UMa	1.8000	6300.0	74	21808	No
177	GOM_NL__2PRFIN20060502_150244_000000342047_00211_21808_9484.N1	02-MAY-2006 15:02:44	Bright	33.500	49	1Alp UMi	1.9900	6300.0	67	21808	No
178	GOM_NL__2PRFIN20060502_151041_000000522047_00211_21808_9485.N1	02-MAY-2006 15:10:41	Bright	52.000	110	37Del Cas	2.6780	8900.0	104	21808	No
179	GOM_NL__2PRFIN20060502_151202_000000352047_00211_21808_9486.N1	02-MAY-2006 15:12:02	Bright	34.500	68	18Alp Cas	2.2250	4500.0	69	21808	No
180	GOM_NL__2PRFIN20060502_153752_000000462047_00211_21808_9487.N1	02-MAY-2006 15:37:52	Dark	45.500	18	24Alp PsA	1.1660	9700.0	91	21808	No
181	GOM_NL__2PRFIN20060502_154339_000000432047_00211_21808_9488.N1	02-MAY-2006 15:43:39	Dark	43.000	31	Alp Gru	1.7340	15200.	86	21808	No
182	GOM_NL__2PRFIN20060502_154612_000000462047_00212_21809_9469.N1	02-MAY-2006 15:46:12	Dark	45.500	148	Alp Tuc	2.8780	4100.0	91	21809	No
183	GOM_NL__2PRFIN20060502_155540_000000412047_00212_21809_9470.N1	02-MAY-2006 15:55:40	Straylight	41.000	43	Alp TrA	1.9100	4250.0	82	21809	No
184	GOM_NL__2PRFIN20060502_155752_000000402047_00212_21809_9471.N1	02-MAY-2006 15:57:52	Straylight	40.000	134	Bet TrA	2.8100	6600.0	80	21809	No
185	GOM_NL__2PRFIN20060502_155953_000000392047_00212_21809_9472.N1	02-MAY-2006 15:59:53	Straylight	39.000	4	Alp1Cen	-0.010000	5800.0	78	21809	No
186	GOM_NL__2PRFIN20060502_160320_000000422047_00212_21809_9473.N1	02-MAY-2006 16:03:20	Straylight	42.000	78	Alp Lup	2.3040	28000.	84	21809	No
187	GOM_NL__2PRFIN20060502_160452_000000392047_00212_21809_9474.N1	02-MAY-2006 16:04:52	Straylight	38.500	81	Eta Cen	2.3560	28000.	77	21809	No
188	GOM_NL__2PRFIN20060502_160656_000000442047_00212_21809_9475.N1	02-MAY-2006 16:06:56	Tw_i_and_stray	44.000	54	5The Cen	2.0550	4500.0	88	21809	No
189	GOM_NL__2PRFIN20060502_161112_000000382047_00212_21809_9476.N1	02-MAY-2006 16:11:12	Bright	38.000	169	46Gam Hya	2.9910	4700.0	76	21809	No
190	GOM_NL__2PRFIN20060502_161430_000000372047_00212_21809_9477.N1	02-MAY-2006 16:14:30	Bright	36.500	15	67Alp Vir	0.97600	28000.	73	21809	No
191	GOM_NL__2PRFIN20060502_161735_000000362047_00212_21809_9478.N1	02-MAY-2006 16:17:35	Bright	35.500	121	29Gam Vir	2.7400	7200.0	71	21809	No
192	GOM_NL__2PRFIN20060502_162052_000000362047_00212_21809_9479.N1	02-MAY-2006 16:20:52	Bright	35.500	138	47Eps Vir	2.8280	4700.0	71	21809	No
193	GOM_NL__2PRFIN20060502_162835_000000352047_00212_21809_9480.N1	02-MAY-2006 16:28:35	Bright	34.500	152	12Alp2CVn	2.8900	11000.	69	21809	No
194	GOM_NL__2PRFIN20060502_163312_000000332047_00212_21809_9481.N1	02-MAY-2006 16:33:12	Bright	33.000	87	64Gam UMa	2.4330	11000.	66	21809	No
195	GOM_NL__2PRFIN20060502_163438_000000372047_00212_21809_9482.N1	02-MAY-2006 16:34:38	Bright	36.500	82	48Bet UMa	2.3650	10600.	73	21809	No
196	GOM_NL__2PRFIN20060502_163556_000000362047_00212_21809_9483.N1	02-MAY-2006 16:35:56	Bright	35.500	36	50Alp UMa	1.8000	6300.0	71	21809	No
197	GOM_NL__2PRFIN20060502_164320_000000362047_00212_21809_9484.N1	02-MAY-2006 16:43:20	Bright	36.000	49	1Alp UMi	1.9900	6300.0	72	21809	No
198	GOM_NL__2PRFIN20060502_165117_000000322047_00212_21809_9485.N1	02-MAY-2006 16:51:17	Bright	32.000	110	37Del Cas	2.6780	8900.0	64	21809	No
199	GOM_NL__2PRFIN20060502_165238_000000442047_00212_21809_9486.N1	02-MAY-2006 16:52:38	Bright	43.500	68	18Alp Cas	2.2250	4500.0	87	21809	No
200	GOM_NL__2PRFIN20060502_171829_000000412047_00212_21809_9487.N1	02-MAY-2006 17:18:29	Dark	40.500	18	24Alp PsA	1.1660	9700.0	81	21809	No
201	GOM_NL__2PRFIN20060502_172416_000000412047_00212_21809_9488.N1	02-MAY-2006 17:24:16	Dark	41.000	31	Alp Gru	1.7340	15200.	82	21809	No
202	GOM_NL__2PRFIN20060502_172649_000000392047_00213_21810_9469.N1	02-MAY-2006 17:26:49	Dark	38.500	148	Alp Tuc	2.8780	4100.0	77	21810	No
203	GOM_NL__2PRFIN20060502_173616_000000472047_00213_21810_9470.N1	02-MAY-2006 17:36:16	Straylight	47.000	43	Alp TrA	1.9100	4250.0	94	21810	No
204	GOM_NL__2PRFIN20060502_173828_000000372047_00213_21810_9471.N1	02-MAY-2006 17:38:28	Straylight	37.000	134	Bet TrA	2.8100	6600.0	74	21810	No
205	GOM_NL__2PRFIN20060502_174030_000000502047_00213_21810_9472.N1	02-MAY-2006 17:40:30	Straylight	50.000	4	Alp1Cen	-0.010000	5800.0	100	21810	No
206	GOM_NL__2PRFIN20060502_174356_000000382047_00213_21810_9473.N1	02-MAY-2006 17:43:56	Straylight	38.000	78	Alp Lup	2.3040	28000.	76	21810	No
207	GOM_NL__2PRFIN20060502_174528_000000422047_00213_21810_9474.N1	02-MAY-2006 17:45:28	Straylight	41.500	81	Eta Cen	2.3560	28000.	83	21810	No
208	GOM_NL__2PRFIN20060502_174732_000000432047_00213_21810_9475.N1	02-MAY-2006 17:47:32	Tw_i_and_stray	43.000	54	5The Cen	2.0550	4500.0	86	21810	No
209	GOM_NL__2PRFIN20060502_175148_000000382047_00213_21810_9476.N1	02-MAY-2006 17:51:48	Bright	38.000	169	46Gam Hya	2.9910	4700.0	76	21810	No
210	GOM_NL__2PRFIN20060502_175506_000000382047_00213_21810_9477.N1	02-MAY-2006 17:55:06	Bright	38.000	15	67Alp Vir	0.97600	28000.	76	21810	No
211	GOM_NL__2PRFIN20060502_175812_000000352047_00213_21810_9478.N1	02-MAY-2006 17:58:12	Bright	34.500	121	29Gam Vir	2.7400	7200.0	69	21810	No
212	GOM_NL__2PRFIN20060502_180129_000000352047_00213_21810_9479.N1	02-MAY-2006 18:01:29	Bright	35.000	138	47Eps Vir	2.8280	4700.0	70	21810	No
213	GOM_NL__2PRFIN20060502_180911_000000342047_00213_21810_9480.N1	02-MAY-2006 18:09:11	Bright	33.500	152	12Alp2CVn	2.8900	11000.	67	21810	No
214	GOM_NL__2PRFIN20060502_181348_000000352047_00213_21810_9481.N1	02-MAY-2006 18:13:48	Bright	35.000	87	64Gam UMa	2.4330	11000.	70	21810	No
215	GOM_NL__2PRFIN20060502_181515_000000362047_00213_21810_9482.N1	02-MAY-2006 18:15:15	Bright	35.500	82	48Bet UMa	2.3650	10600.	71	21810	No
216	GOM_NL__2PRFIN20060502_181633_000000342047_00213_21810_9483.N1	02-MAY-2006 18:16:33	Bright	33.500	36	50Alp UMa	1.8000	6300.0	67	21810	No
217	GOM_NL__2PRFIN20060502_182356_000000362047_00213_21810_9484.N1	02-MAY-2006 18:23:56	Bright	35.500	49	1Alp UMi	1.9900	6300.0	71	21810	No
218	GOM_NL__2PRFIN20060502_183153_000000442047_00213_21810_9485.N1	02-MAY-2006 18:31:53	Bright	44.000	110	37Del Cas	2.6780	8900.0	88	21810	No
219	GOM_NL__2PRFIN20060502_183314_000000342047_00213_21810_9486.N1	02-MAY-2006 18:33:14	Bright	34.000	68	18Alp Cas	2.2250	4500.0	68	21810	No

220	GOM_NL__2PRFIN20060502_185905_000000432047_00213_21810_9487.N1	02-MAY-2006 18:59:05	Dark	42.500	18	24Alp PsA	1.1660	9700.0	85	21810	No
221	GOM_NL__2PRFIN20060502_190453_000000422047_00213_21810_9488.N1	02-MAY-2006 19:04:53	Dark	41.500	31	Alp Gru	1.7340	15200.	83	21810	No
222	GOM_NL__2PRFIN20060502_190725_000000382047_00214_21811_9469.N1	02-MAY-2006 19:07:25	Dark	37.500	148	Alp Tuc	2.8780	4100.0	75	21811	No
223	GOM_NL__2PRFIN20060502_191653_000000432047_00214_21811_9470.N1	02-MAY-2006 19:16:53	Straylight	42.500	43	Alp TrA	1.9100	4250.0	85	21811	No
224	GOM_NL__2PRFIN20060502_191905_000000382047_00214_21811_9471.N1	02-MAY-2006 19:19:05	Straylight	38.000	134	Bet TrA	2.8100	6600.0	76	21811	No
225	GOM_NL__2PRFIN20060502_192106_000000442047_00214_21811_9472.N1	02-MAY-2006 19:21:06	Straylight	43.500	4	Alp1Cen	-0.010000	5800.0	87	21811	No
226	GOM_NL__2PRFIN20060502_192432_000000382047_00214_21811_9473.N1	02-MAY-2006 19:24:32	Straylight	37.500	78	Alp Lup	2.3040	28000.	75	21811	No
227	GOM_NL__2PRFIN20060502_192605_000000412047_00214_21811_9474.N1	02-MAY-2006 19:26:05	Straylight	40.500	81	Eta Cen	2.3560	28000.	81	21811	No
228	GOM_NL__2PRFIN20060502_192809_000000432047_00214_21811_9475.N1	02-MAY-2006 19:28:09	Tw_i_and_stray	43.000	54	5The Cen	2.0550	4500.0	86	21811	No
229	GOM_NL__2PRFIN20060502_193224_000000382047_00214_21811_9476.N1	02-MAY-2006 19:32:24	Bright	37.500	169	46Gam Hya	2.9910	4700.0	75	21811	No
230	GOM_NL__2PRFIN20060502_193542_000000392047_00214_21811_9477.N1	02-MAY-2006 19:35:42	Bright	38.500	15	67Alp Vir	0.97600	28000.	77	21811	No
231	GOM_NL__2PRFIN20060502_193848_000000362047_00214_21811_9478.N1	02-MAY-2006 19:38:48	Bright	35.500	121	29Gam Vir	2.7400	7200.0	71	21811	No
232	GOM_NL__2PRFIN20060502_194205_000000352047_00214_21811_9479.N1	02-MAY-2006 19:42:05	Bright	35.000	138	47Eps Vir	2.8280	4700.0	70	21811	No
233	GOM_NL__2PRFIN20060502_194947_000000522047_00214_21811_9480.N1	02-MAY-2006 19:49:47	Bright	51.500	152	12Alp2CVn	2.8900	11000.	103	21811	No
234	GOM_NL__2PRFIN20060502_195424_000000352047_00214_21811_9481.N1	02-MAY-2006 19:54:24	Bright	35.000	87	64Gam UMa	2.4330	11000.	70	21811	No
235	GOM_NL__2PRFIN20060502_195551_000000372047_00214_21811_9482.N1	02-MAY-2006 19:55:51	Bright	36.500	82	48Bet UMa	2.3650	10600.	73	21811	No
236	GOM_NL__2PRFIN20060502_195709_000000382047_00214_21811_9483.N1	02-MAY-2006 19:57:09	Bright	37.500	36	50Alp UMa	1.8000	6300.0	75	21811	No
237	GOM_NL__2PRFIN20060502_200432_000000352047_00214_21811_9484.N1	02-MAY-2006 20:04:32	Bright	35.000	49	1Alp UMi	1.9900	6300.0	70	21811	No
238	GOM_NL__2PRFIN20060502_201229_000000332047_00214_21811_9485.N1	02-MAY-2006 20:12:29	Bright	33.000	110	37Del Cas	2.6780	8900.0	66	21811	No
239	GOM_NL__2PRFIN20060502_201350_000000522047_00214_21811_9486.N1	02-MAY-2006 20:13:50	Bright	52.000	68	18Alp Cas	2.2250	4500.0	104	21811	No
240	GOM_NL__2PRFIN20060502_203942_000000422047_00214_21811_9487.N1	02-MAY-2006 20:39:42	Dark	41.500	18	24Alp PsA	1.1660	9700.0	83	21811	No
241	GOM_NL__2PRFIN20060502_204529_000000402047_00214_21811_9488.N1	02-MAY-2006 20:45:29	Dark	39.500	31	Alp Gru	1.7340	15200.	79	21811	No
242	GOM_NL__2PRFIN20060502_204801_000000392047_00215_21812_9469.N1	02-MAY-2006 20:48:01	Dark	38.500	148	Alp Tuc	2.8780	4100.0	77	21812	No
243	GOM_NL__2PRFIN20060502_205729_000000392047_00215_21812_9470.N1	02-MAY-2006 20:57:29	Straylight	39.000	43	Alp TrA	1.9100	4250.0	78	21812	No
244	GOM_NL__2PRFIN20060502_205941_000000382047_00215_21812_9471.N1	02-MAY-2006 20:59:41	Straylight	37.500	134	Bet TrA	2.8100	6600.0	75	21812	No
245	GOM_NL__2PRFIN20060502_210142_000000452047_00215_21812_9472.N1	02-MAY-2006 21:01:42	Straylight	44.500	4	Alp1Cen	-0.010000	5800.0	89	21812	No
246	GOM_NL__2PRFIN20060502_210508_000000412047_00215_21812_9473.N1	02-MAY-2006 21:05:08	Straylight	41.000	78	Alp Lup	2.3040	28000.	82	21812	No
247	GOM_NL__2PRFIN20060502_210641_000000392047_00215_21812_9474.N1	02-MAY-2006 21:06:41	Straylight	39.000	81	Eta Cen	2.3560	28000.	78	21812	No
248	GOM_NL__2PRFIN20060502_210845_000000432047_00215_21812_9475.N1	02-MAY-2006 21:08:45	Tw_i_and_stray	43.000	54	5The Cen	2.0550	4500.0	86	21812	No
249	GOM_NL__2PRFIN20060502_211300_000000382047_00215_21812_9476.N1	02-MAY-2006 21:13:00	Bright	38.000	169	46Gam Hya	2.9910	4700.0	76	21812	No
250	GOM_NL__2PRFIN20060502_211618_000000392047_00215_21812_9477.N1	02-MAY-2006 21:16:18	Bright	38.500	15	67Alp Vir	0.97600	28000.	77	21812	No
251	GOM_NL__2PRFIN20060502_211924_000000362047_00215_21812_9478.N1	02-MAY-2006 21:19:24	Bright	36.000	121	29Gam Vir	2.7400	7200.0	72	21812	No
252	GOM_NL__2PRFIN20060502_212241_000000352047_00215_21812_9479.N1	02-MAY-2006 21:22:41	Bright	35.000	138	47Eps Vir	2.8280	4700.0	70	21812	No
253	GOM_NL__2PRFIN20060502_213023_000000342047_00215_21812_9480.N1	02-MAY-2006 21:30:23	Bright	33.500	152	12Alp2CVn	2.8900	11000.	67	21812	No
254	GOM_NL__2PRFIN20060502_213500_000000352047_00215_21812_9481.N1	02-MAY-2006 21:35:00	Bright	35.000	87	64Gam UMa	2.4330	11000.	70	21812	No
255	GOM_NL__2PRFIN20060502_213627_000000372047_00215_21812_9482.N1	02-MAY-2006 21:36:27	Bright	36.500	82	48Bet UMa	2.3650	10600.	73	21812	No
256	GOM_NL__2PRFIN20060502_213745_000000372047_00215_21812_9483.N1	02-MAY-2006 21:37:45	Bright	37.000	36	50Alp UMa	1.8000	6300.0	74	21812	No
257	GOM_NL__2PRFIN20060502_214508_000000352047_00215_21812_9484.N1	02-MAY-2006 21:45:08	Bright	35.000	49	1Alp UMi	1.9900	6300.0	70	21812	No
258	GOM_NL__2PRFIN20060502_215305_000000522047_00215_21812_9485.N1	02-MAY-2006 21:53:05	Bright	52.000	110	37Del Cas	2.6780	8900.0	104	21812	No
259	GOM_NL__2PRFIN20060502_215426_000000382047_00215_21812_9486.N1	02-MAY-2006 21:54:26	Bright	37.500	68	18Alp Cas	2.2250	4500.0	75	21812	No
260	GOM_NL__2PRFIN20060502_222018_000000432047_00215_21812_9487.N1	02-MAY-2006 22:20:18	Dark	43.000	18	24Alp PsA	1.1660	9700.0	86	21812	No
261	GOM_NL__2PRFIN20060502_222605_000000432047_00215_21812_9488.N1	02-MAY-2006 22:26:05	Dark	42.500	31	Alp Gru	1.7340	15200.	85	21812	No
262	GOM_NL__2PRFIN20060502_222838_000000382047_00216_21813_9469.N1	02-MAY-2006 22:28:38	Dark	38.000	148	Alp Tuc	2.8780	4100.0	76	21813	No
263	GOM_NL__2PRFIN20060502_223805_000000392047_00216_21813_9470.N1	02-MAY-2006 22:38:05	Straylight	39.000	43	Alp TrA	1.9100	4250.0	78	21813	No
264	GOM_NL__2PRFIN20060502_224017_000000392047_00216_21813_9471.N1	02-MAY-2006 22:40:17	Straylight	38.500	134	Bet TrA	2.8100	6600.0	77	21813	No
265	GOM_NL__2PRFIN20060502_224218_000000432047_00216_21813_9472.N1	02-MAY-2006 22:42:18	Straylight	42.500	4	Alp1Cen	-0.010000	5800.0	85	21813	No
266	GOM_NL__2PRFIN20060502_224545_000000392047_00216_21813_9473.N1	02-MAY-2006 22:45:45	Straylight	38.500	78	Alp Lup	2.3040	28000.	77	21813	No
267	GOM_NL__2PRFIN20060502_224717_000000422047_00216_21813_9474.N1	02-MAY-2006 22:47:17	Straylight	42.000	81	Eta Cen	2.3560	28000.	84	21813	No
268	GOM_NL__2PRFIN20060502_224921_000000412047_00216_21813_9475.N1	02-MAY-2006 22:49:21	Tw_i_and_stray	41.000	54	5The Cen	2.0550	4500.0	82	21813	No
269	GOM_NL__2PRFIN20060502_225336_000000382047_00216_21813_9476.N1	02-MAY-2006 22:53:36	Bright	38.000	169	46Gam Hya	2.9910	4700.0	76	21813	No
270	GOM_NL__2PRFIN20060502_225654_000000382047_00216_21813_9477.N1	02-MAY-2006 22:56:54	Bright	38.000	15	67Alp Vir	0.97600	28000.	76	21813	No
271	GOM_NL__2PRFIN20060502_230000_000000362047_00216_21813_9478.N1	02-MAY-2006 23:00:00	Bright	36.000	121	29Gam Vir	2.7400	7200.0	72	21813	No
272	GOM_NL__2PRFIN20060502_230317_000000352047_00216_21813_9479.N1	02-MAY-2006 23:03:17	Bright	35.000	138	47Eps Vir	2.8280	4700.0	70	21813	No
273	GOM_NL__2PRFIN20060502_231059_000000342047_00216_21813_9480.N1	02-MAY-2006 23:10:59	Bright	33.500	152	12Alp2CVn	2.8900	11000.	67	21813	No
274	GOM_NL__2PRFIN20060502_231536_000000332047_00216_21813_9481.N1	02-MAY-2006 23:15:36	Bright	33.000	87	64Gam UMa	2.4330	11000.	66	21813	No
275	GOM_NL__2PRFIN20060502_231703_000000372047_00216_21813_9482.N1	02-MAY-2006 23:17:03	Bright	36.500	82	48Bet UMa	2.3650	10600.	73	21813	No
276	GOM_NL__2PRFIN20060502_231821_000000372047_00216_21813_9483.N1	02-MAY-2006 23:18:21	Bright	36.500	36	50Alp UMa	1.8000	6300.0	73	21813	No
277	GOM_NL__2PRFIN20060502_232544_000000352047_00216_21813_9484.N1	02-MAY-2006 23:25:44	Bright	34.500	49	1Alp UMi	1.9900	6300.0	69	21813	No
278	GOM_NL__2PRFIN20060502_233341_000000452047_00216_21813_9485.N1	02-MAY-2006 23:33:41	Bright	44.500	110	37Del Cas	2.6780	8900.0	89	21813	No

3. Quality information per product

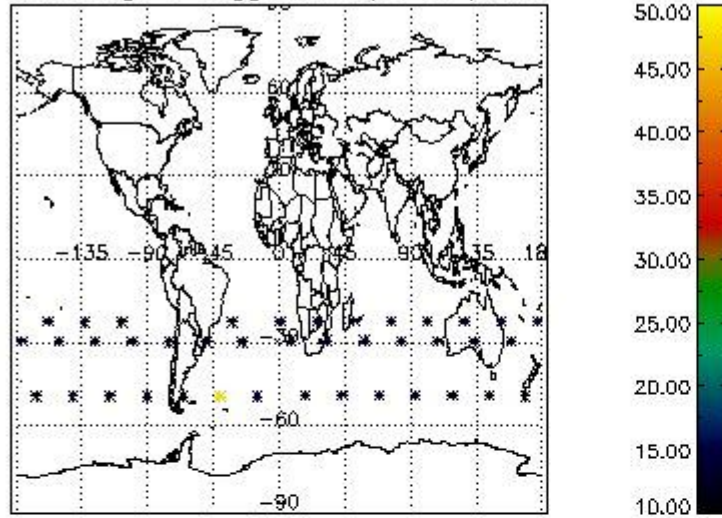
In this section it is plotted some information contained in the Quality Summary data set of the level 2 products. Only products in dark limb conditions and without errors (error flag in the MPH set to "0") are used.

3.1 Plot quality information per product (time dependant)

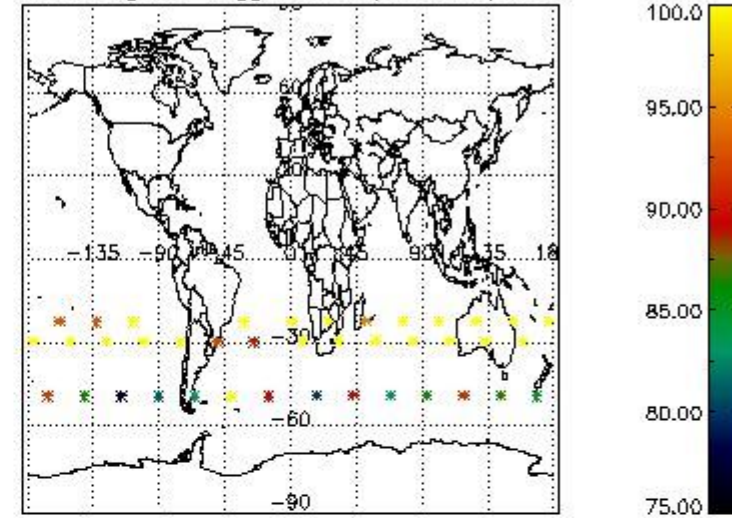


3.2 Plot quality information per product (world map)

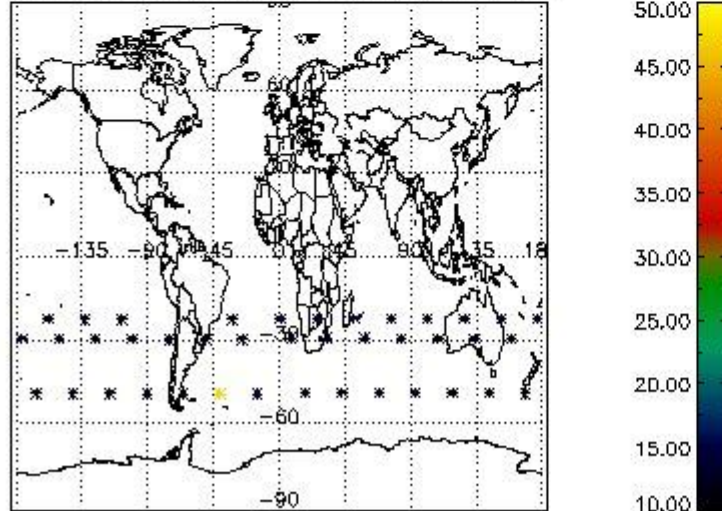
Percentage of flagged data per O3 profile



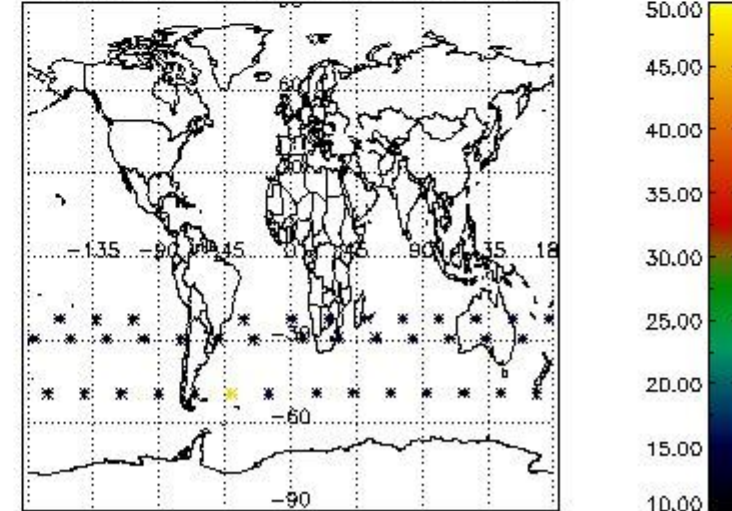
Percentage of flagged data per H2O profile



Percentage of flagged data per NO2 profile



Percentage of flagged data per NO3 profile

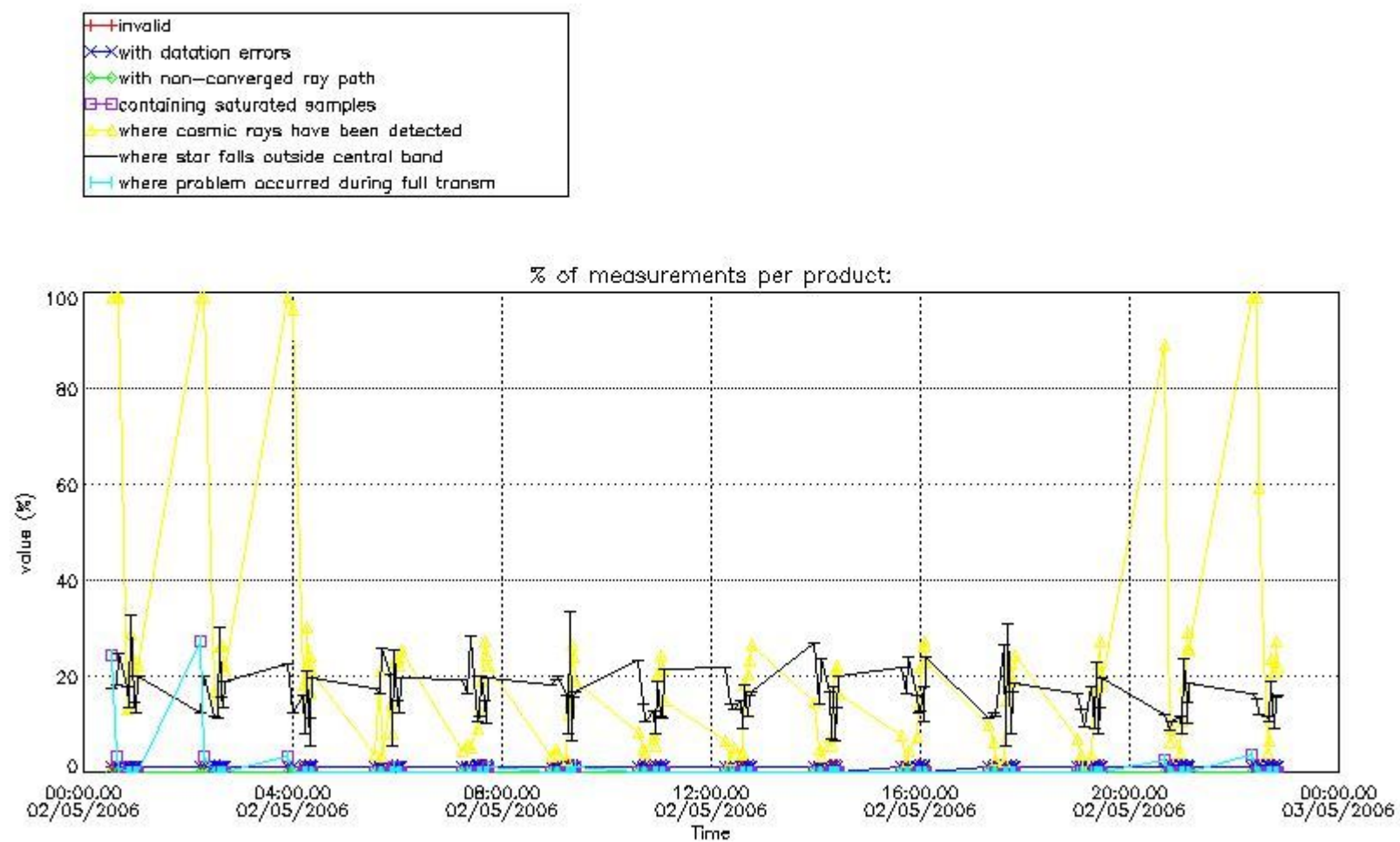


4. Level 1 quality information per product

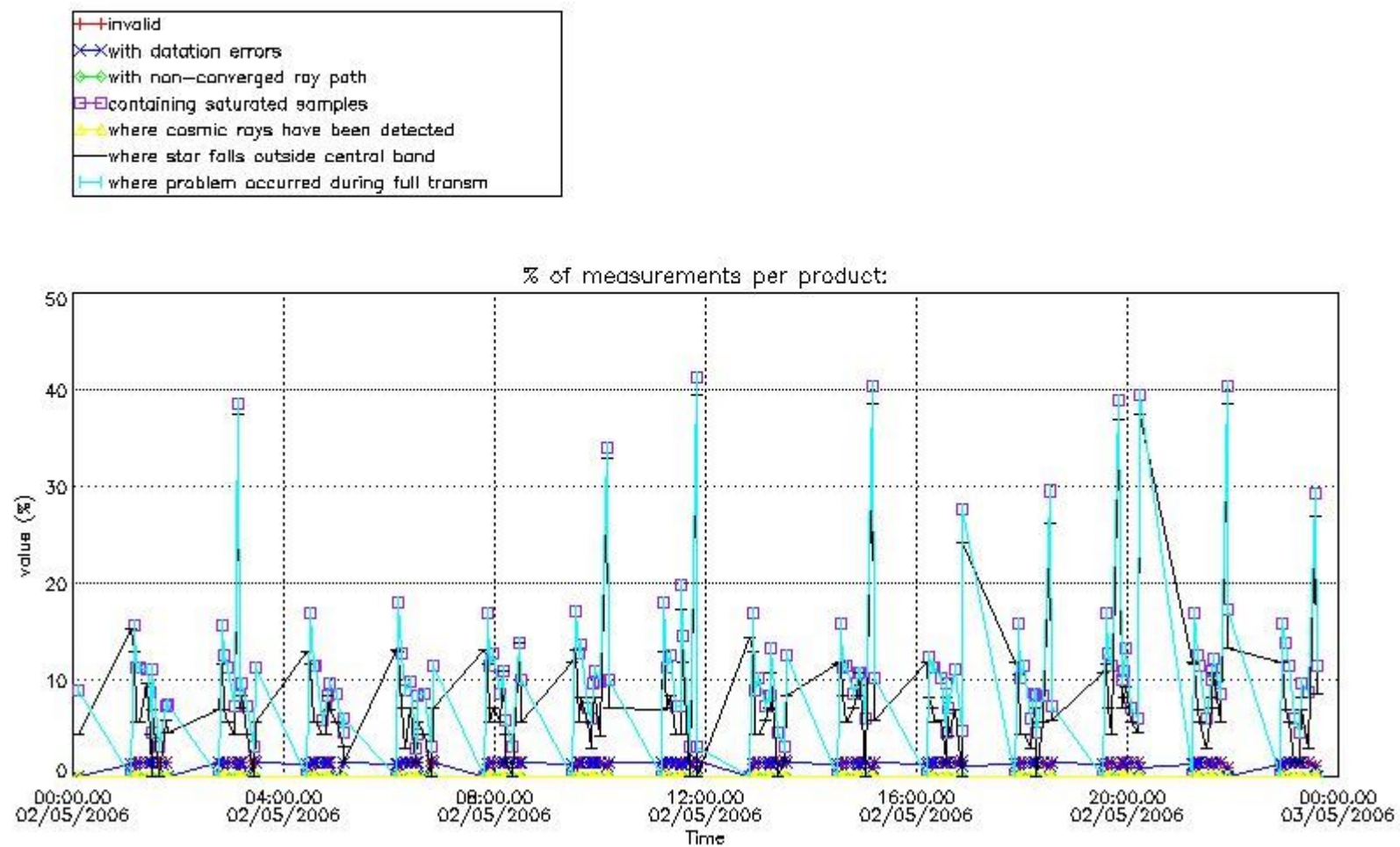
In this section it is plotted some information contained in the Quality Summary data set of the level 2 products that comes from the level 1b processing. Products without errors (error flag in the MPH set to "0") are used.

4.1 Plot quality information per product (time dependant) coming from level 1b processing

4.1.1 Plot level 1 quality information per product (time dependant): ENVISAT ASCENDING passes

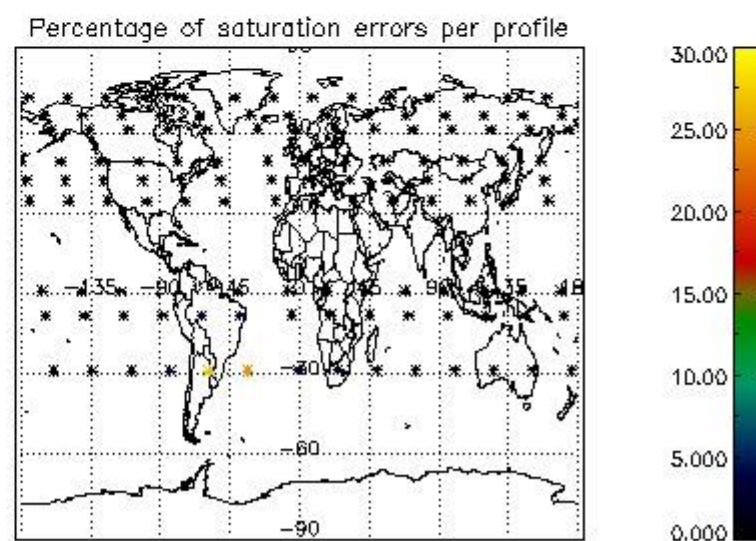
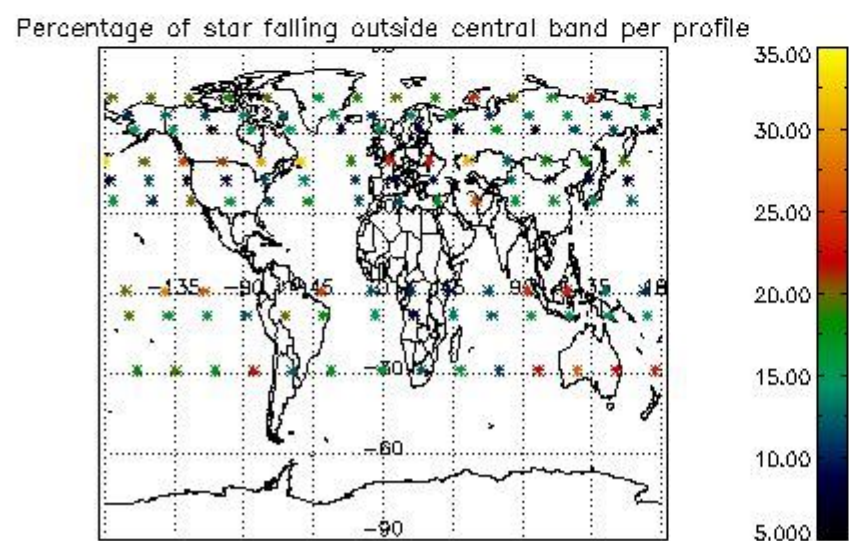
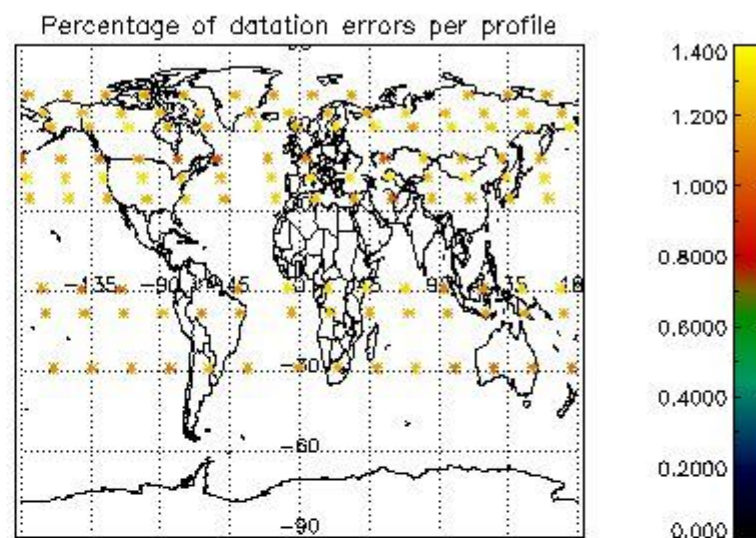
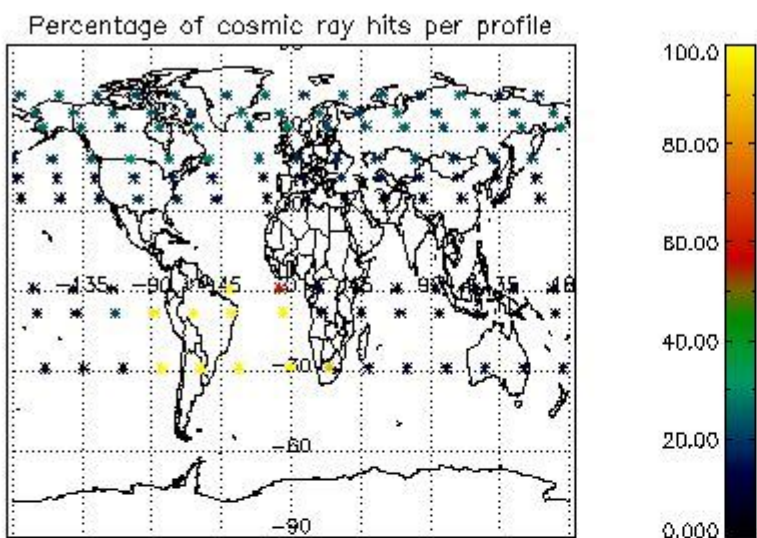


4.1.2 Plot level 1 quality information per product (time dependant): ENVI SAT DESCENDING passes

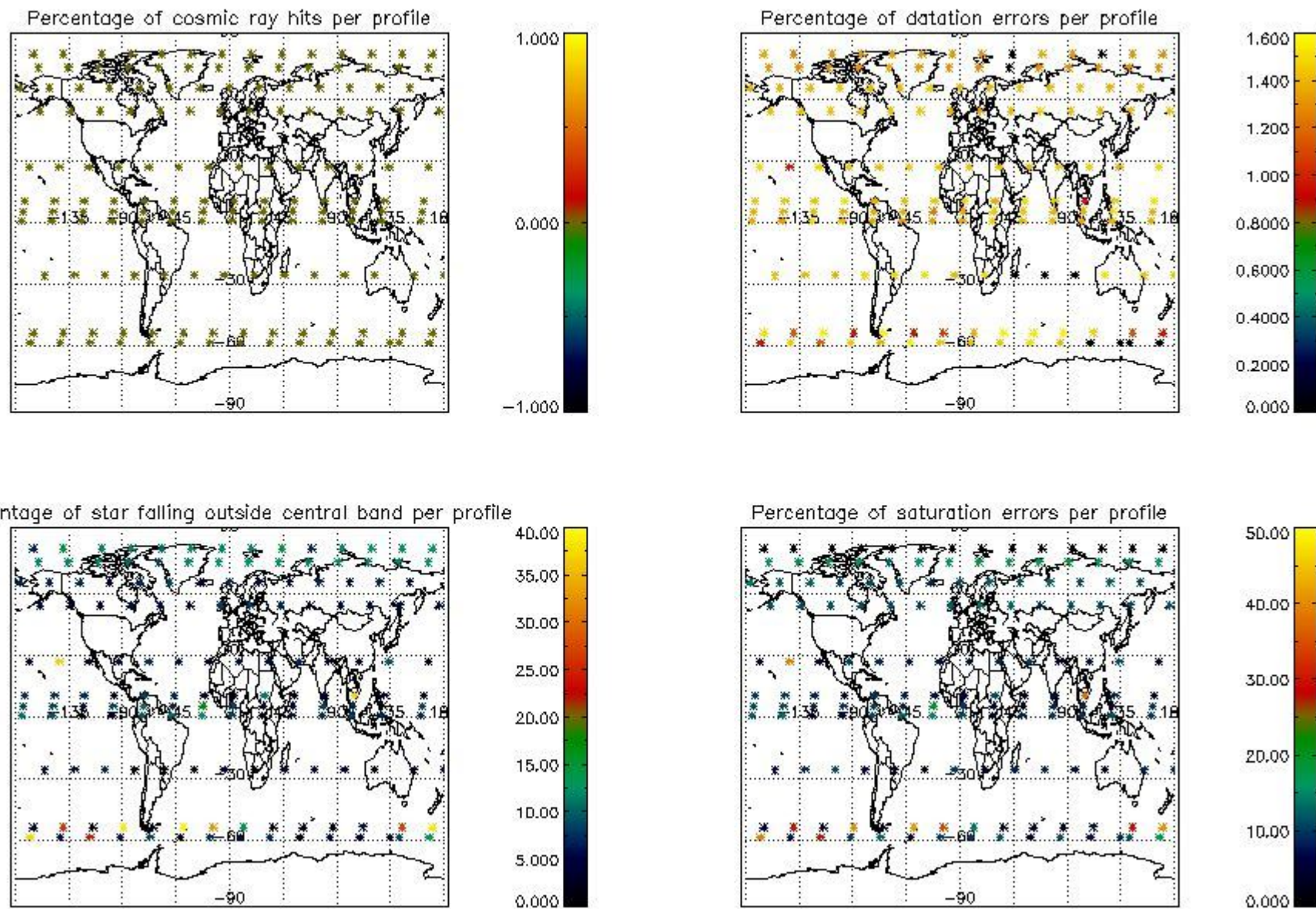


4.2 Plot quality information per product coming from level 1b processing (world map)

4.2.1 Plot level 1 quality information per product (world map): ENVISAT ASCENDING passes



4.2.2 Plot level 1 quality information per product (world map): ENVISAT DESCENDING passes



5. Trace gas profiles

5.1 Ozone statistics based on quality of products

The final quality of the products can be "measured" using the STD (Standard Deviation) attached to every point profile. This information is written to the parameter GOM_NL__2P/NL_LOCAL_SPECIES_DENSITY/o3_std of the level 2 products. The table below shows the statistics for given STD ranges.

The statistics are given with respect to the overall valid production:

- Products without fatal errors: GOM_NL__2P/MPH/PRODUCT_ERR=0
- Valid point profile: GOM_NL__2P/NL_LOCAL_SPECIES_DENSITY/pcd(0)=0

The 'Criteria' is applied to valid points of dark limb products:

- Products in dark limb illumination condition: GOM_NL__2P/NL_SUMMARY_QUALITY/obs_ill_cond=0
- Products without fatal errors: GOM_NL__2P/MPH/PRODUCT_ERR=0
- Valid point profile: GOM_NL__2P/NL_LOCAL_SPECIES_DENSITY/pcd(0)=0

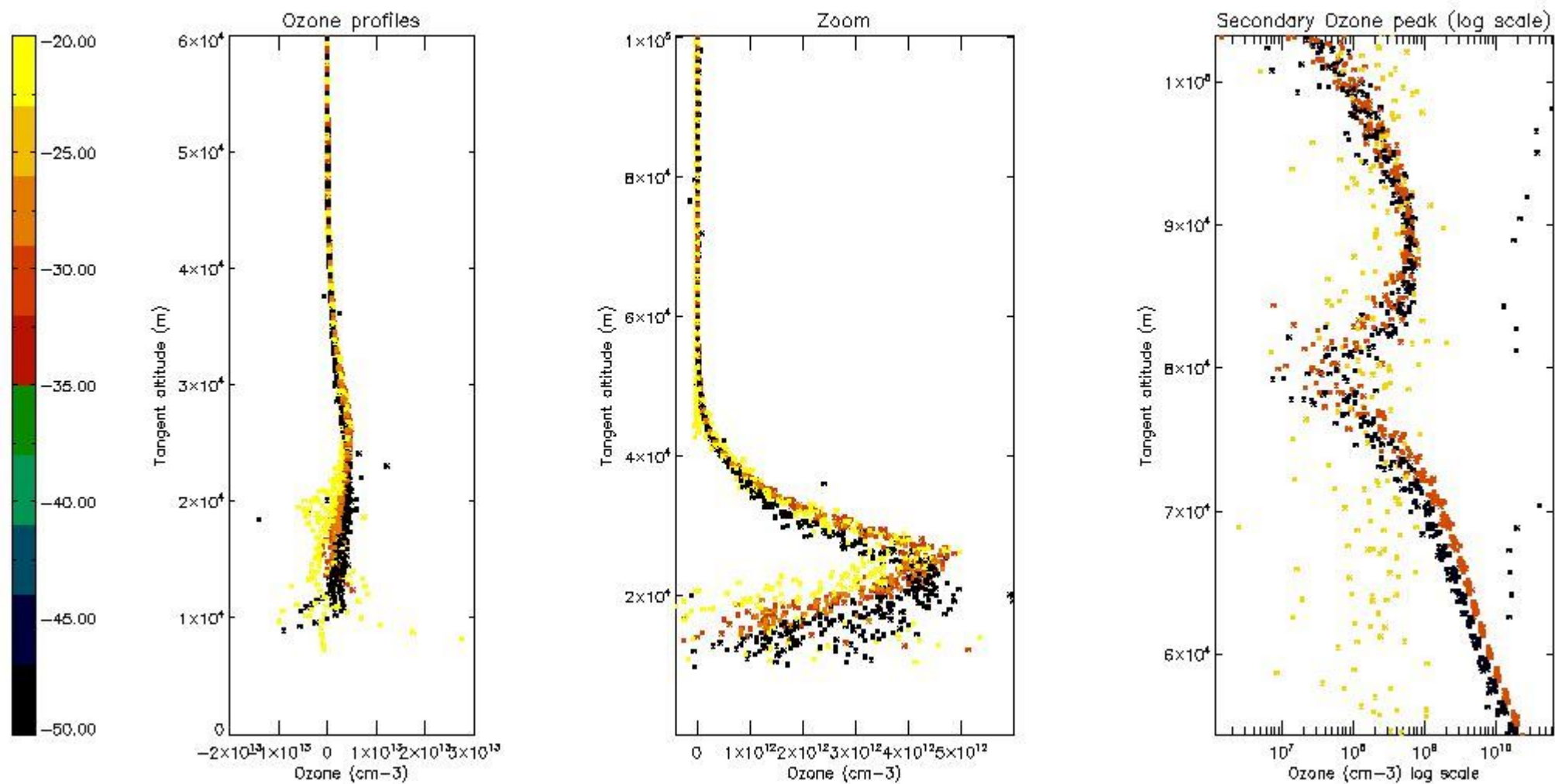
So, the table below shows the percentage of dark limb and valid observations for each criteria with respect to the overall valid daily observations.

Criteria	% of total production
All STD	16
STD < 20	9

STD < 10	7
STD < 5	5

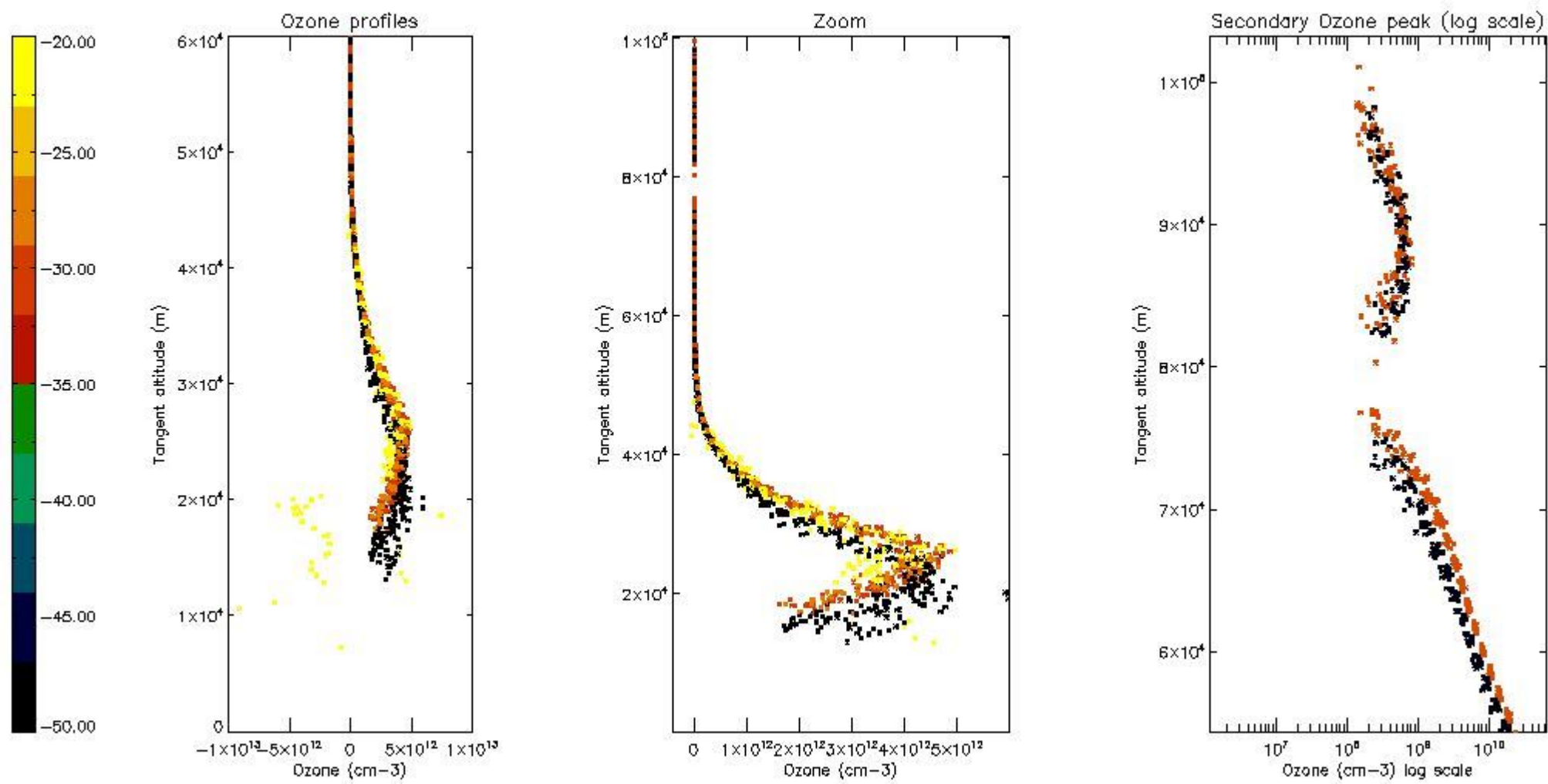
5.2 Plot ozone profiles for all STD (dark without errors)

The colorbar represents the latitude.



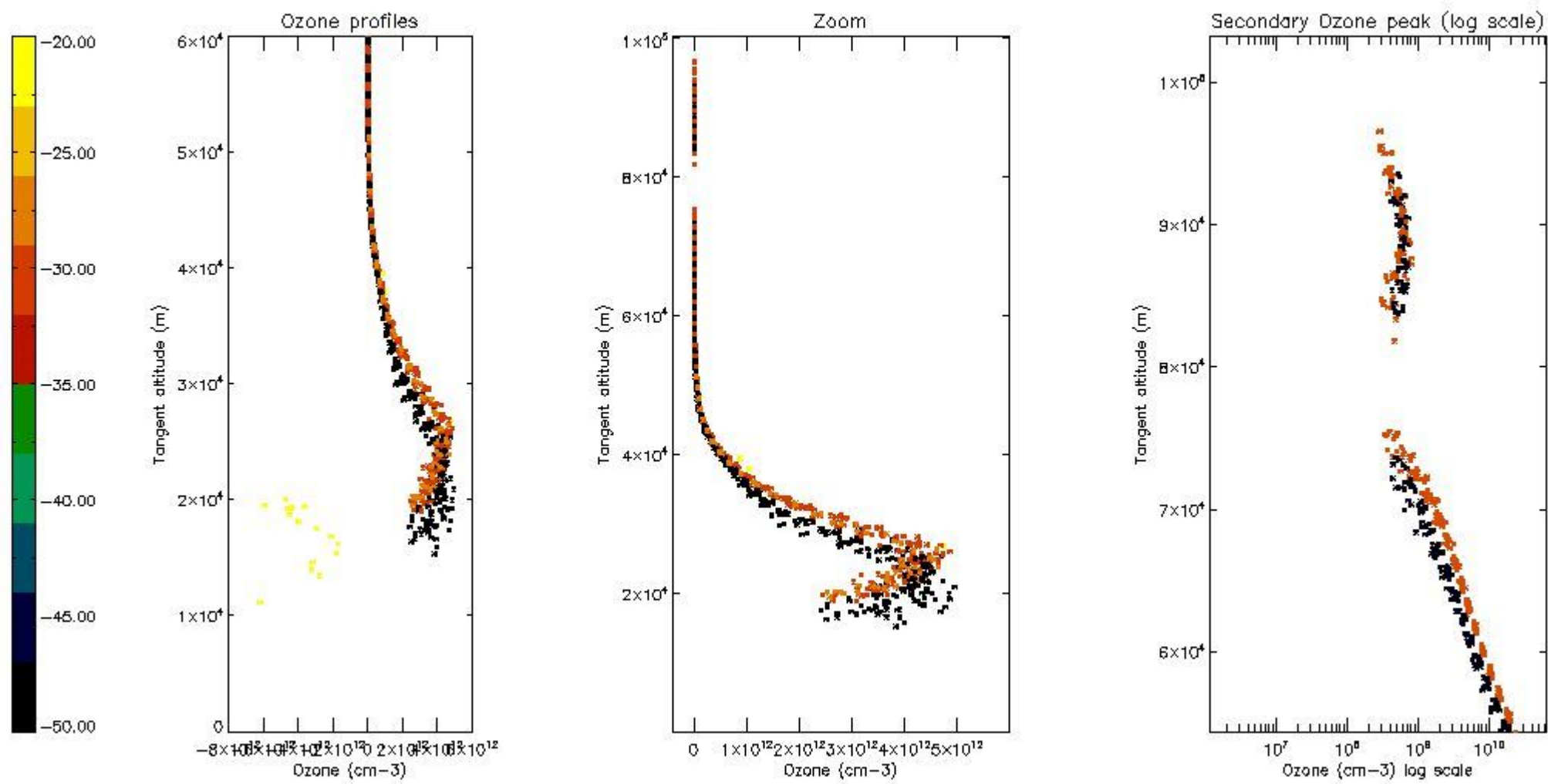
5.3 Plot ozone profiles where STD < 20% (dark without errors)

The colorbar represents the latitude.



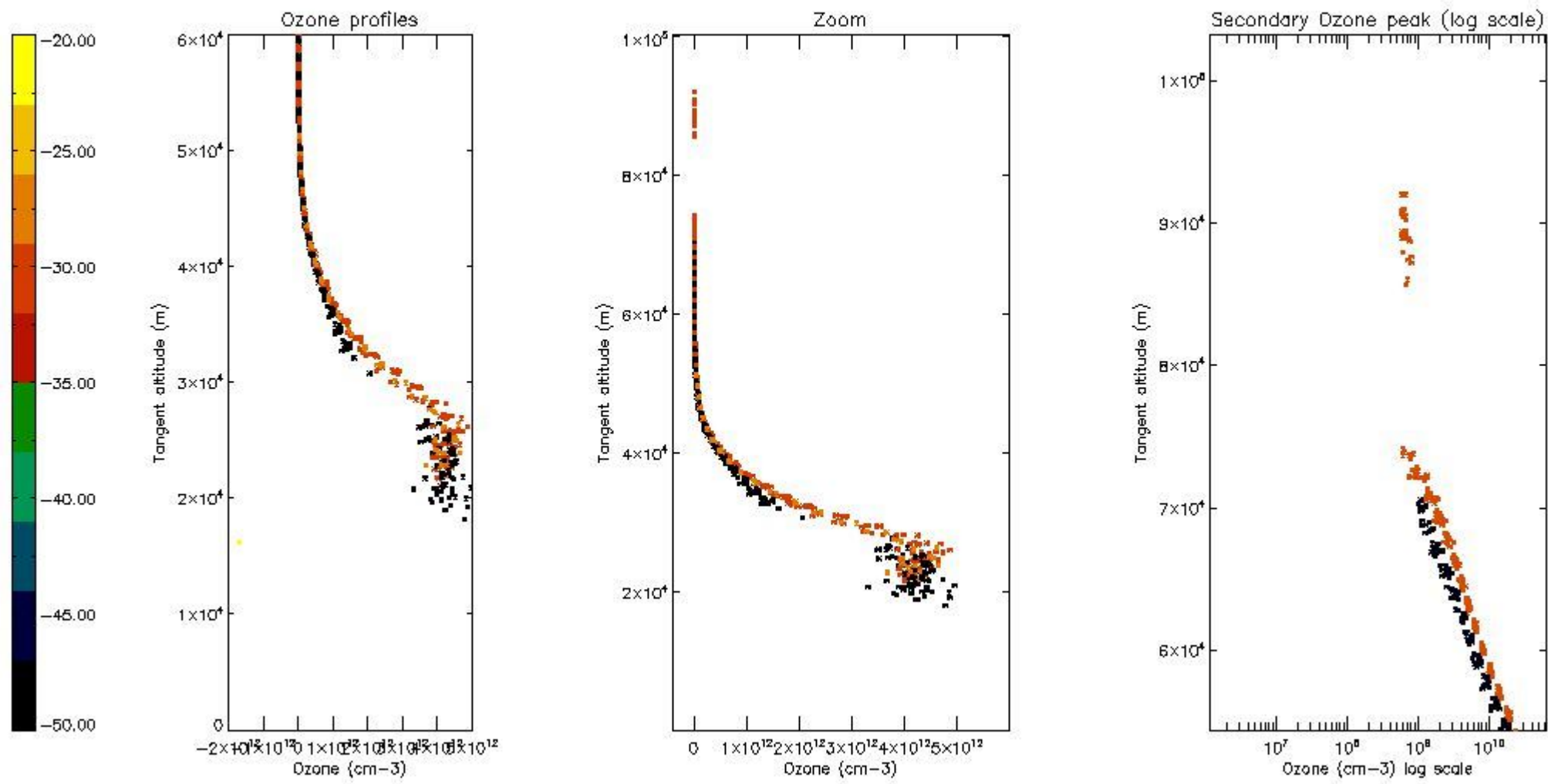
5.4 Plot ozone profiles where $STD < 10\%$ (dark without errors)

The colorbar represents the latitude.



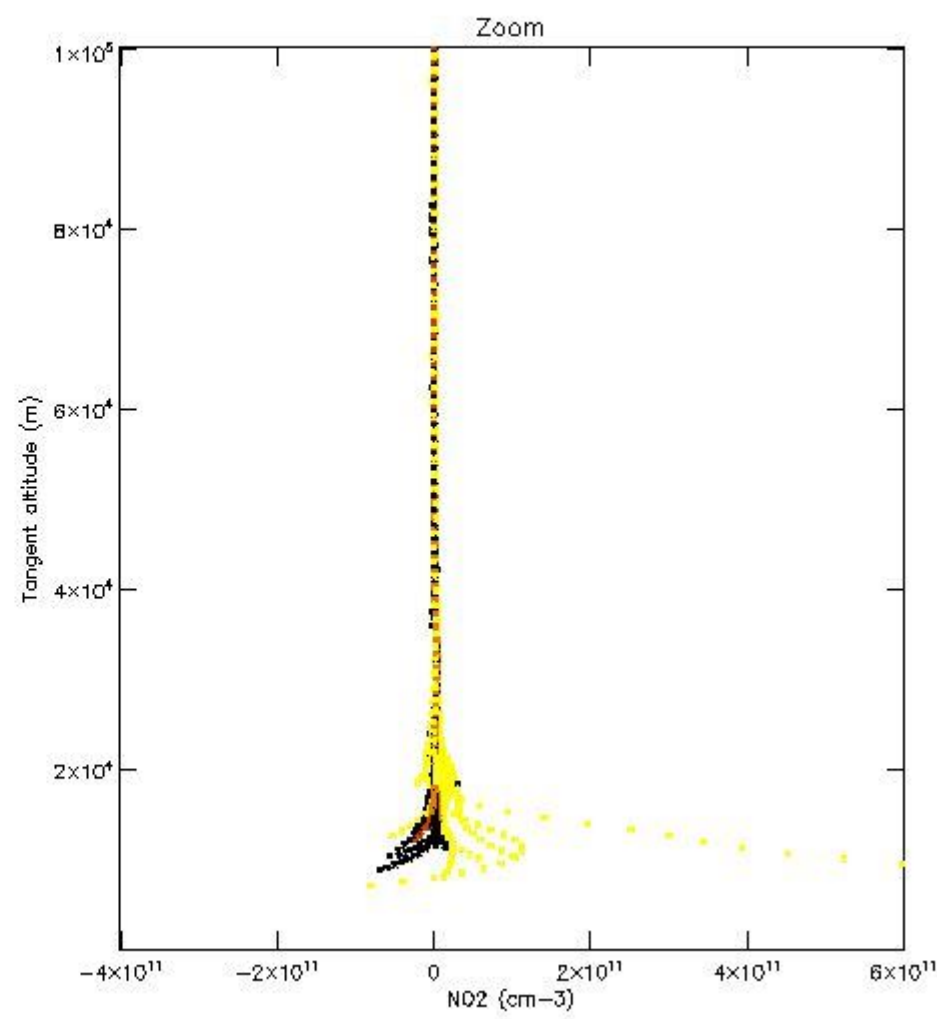
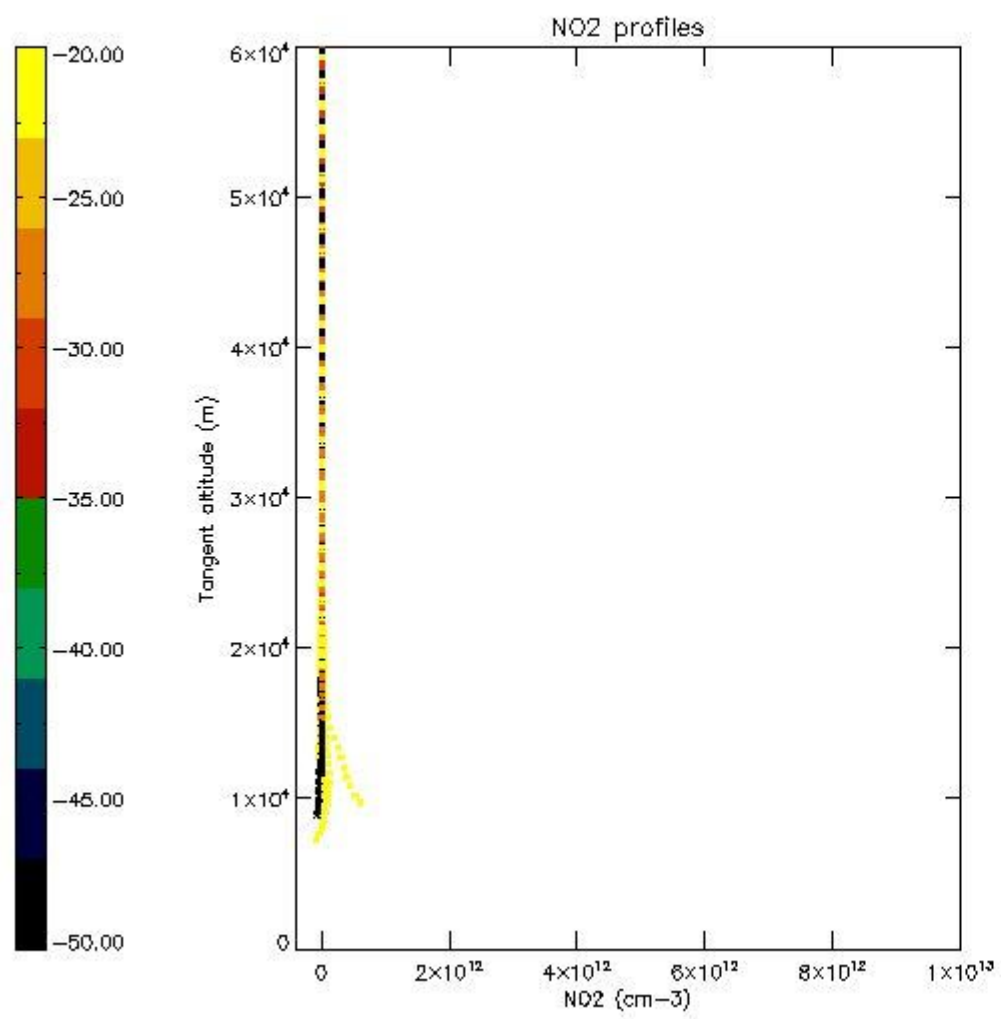
5.5 Plot ozone profiles where STD < 5% (dark without errors)

The colorbar represents the latitude.



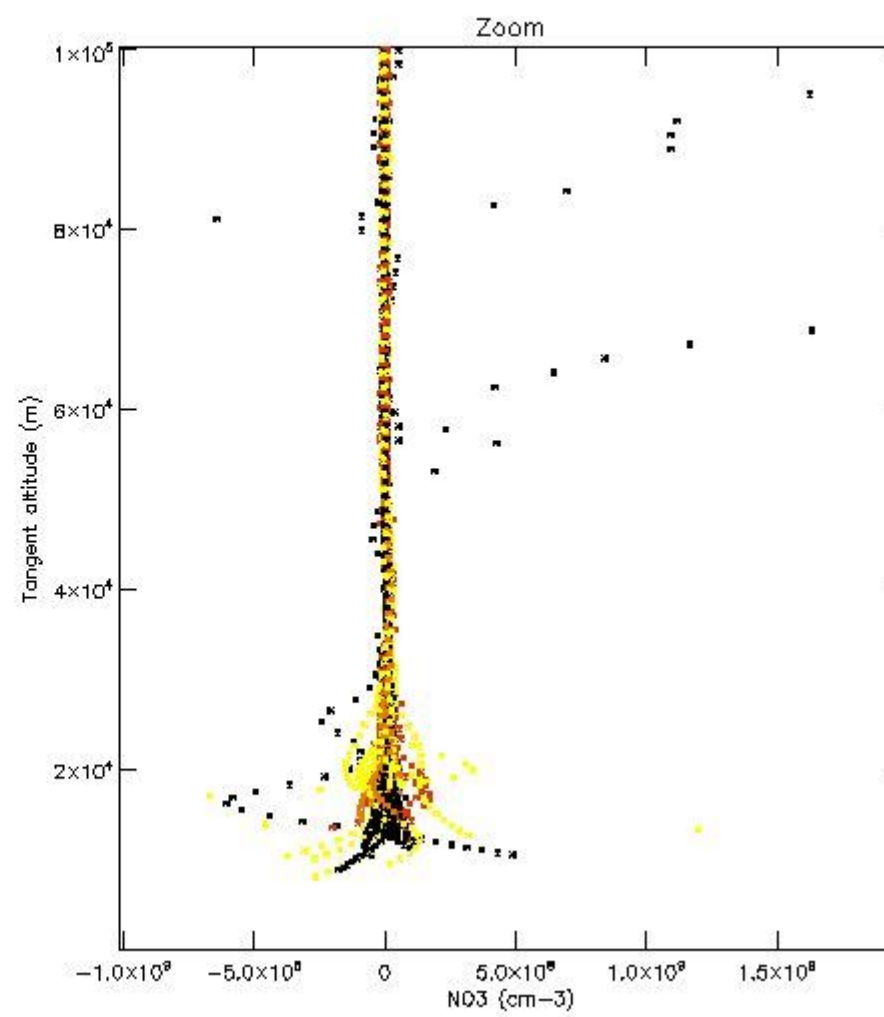
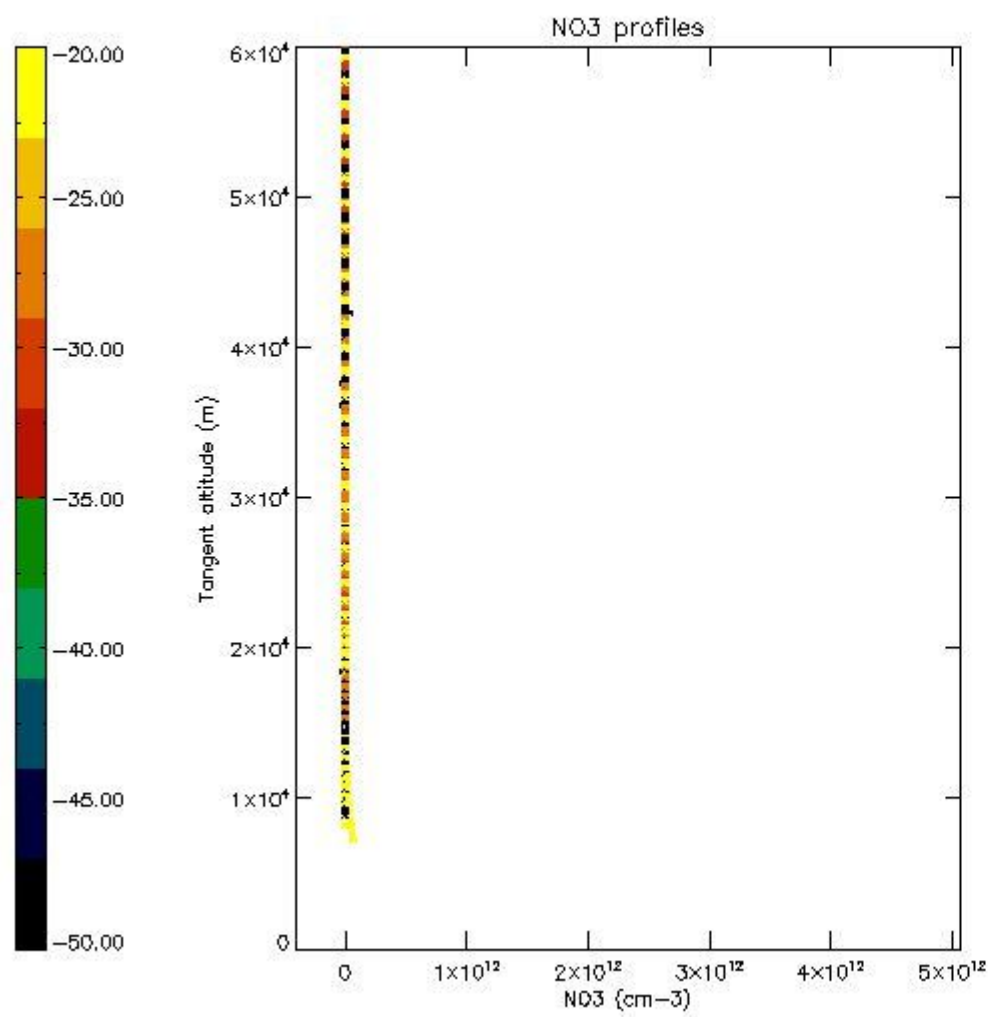
5.6 Plot NO₂ profiles for all STD (dark without errors)

The colorbar represents the latitude.



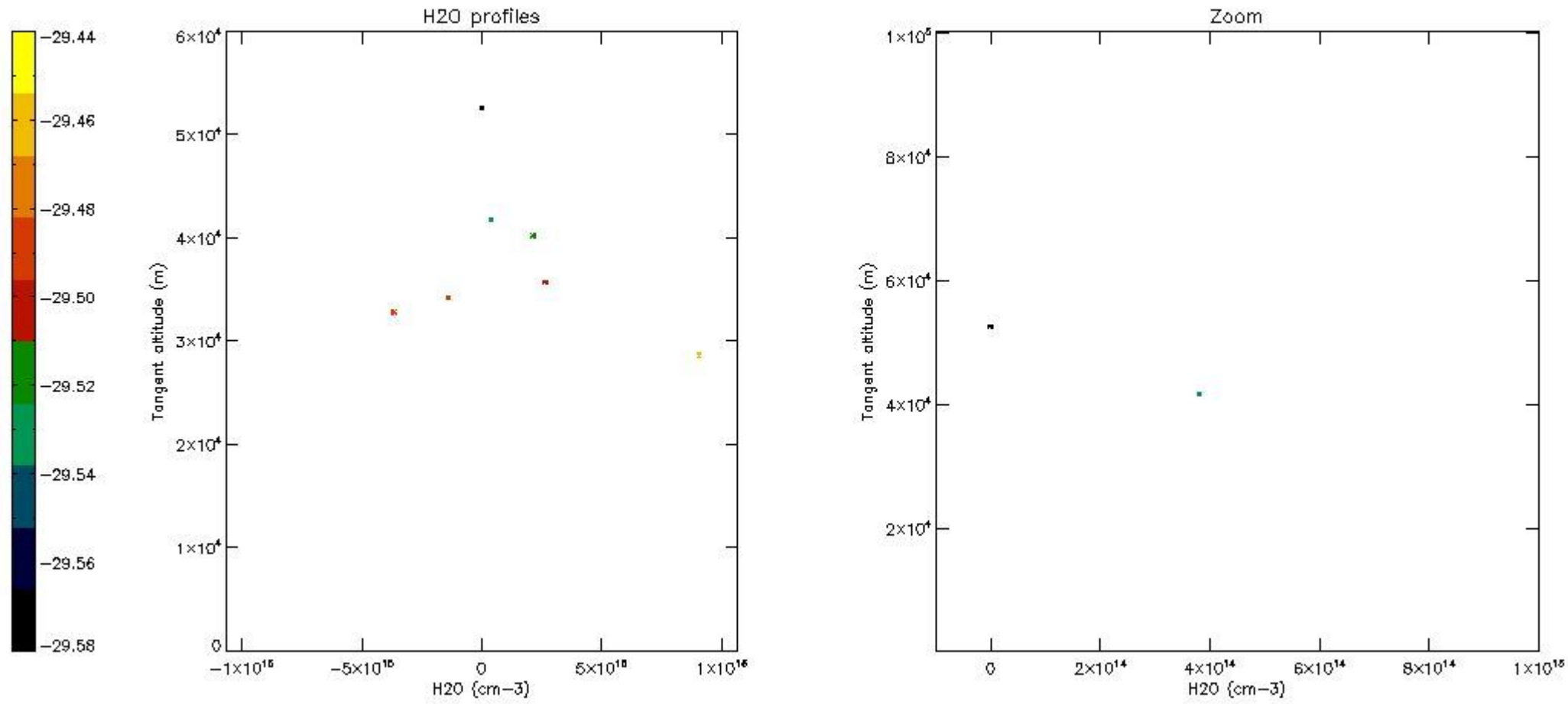
5.7 Plot NO3 profiles for all STD (dark without errors)

The colorbar represents the latitude.



5.8 Plot H₂O profiles for all STD (only for occultations of stars 1,2,3,4,13,14,16,26,63 dark without errors)

The colorbar represents the latitude.



6. Auxiliary Data Files used for the production reported in section 2

The number reported in the third column indicates since which file (see list in section 2) the corresponding auxiliary file has been used. The fourth column is the date of those product files.

Type	Auxiliary Filename	Used since product	Used since product date
INST_PHYS_CHARACTERISTICS	GOM_INS_AXVIEC20091111_143220_20030716_120000_20500101_000000	1	02-MAY-2006 00:06:37
LEVEL-2_PROC_CONFIG	GOM_PR2_AXVIEC20091111_152718_20020301_000000_20500101_000000	1	02-MAY-2006 00:06:37
CROSS_SECTIONS_FILE	GOM_CRS_AXVIEC20091111_154832_20020301_000000_20500101_000000	1	02-MAY-2006 00:06:37

GOMOS Level 2 Daily Report

SUMMARY

[1. General Info](#)

[2. Summary of processed GOM_NL_2P products](#)

[3. Level 2 Quality information per product](#)

[3.1 Plot of level 2 quality information per product \(time dependant\)](#)

[3.2 Plot of level 2 quality information per product \(world map\)](#)

[4. Level 1 Quality information per product \(stored on level 2 products\)](#)

[4.1 Plot of level 1 quality information per product \(time dependant\)](#)

[4.1.1 Plot of level 1 quality information per product \(time dependant\): ASCENDING](#)

[4.1.2 Plot of level 1 quality information per product \(time dependant\): DESCENDING](#)

[4.2 Plot of level 1 quality information per product \(world map\)](#)

[4.2.1 Plot of level 1 quality information per product \(world map\): ASCENDING](#)

[4.2.2 Plot of level 1 quality information per product \(world map\): DESCENDING](#)

[5. Ozone profiles based on quality statistics and other trace gas profiles](#)

[5.1 Ozone statistics based on quality of products](#)

[5.2 Plot ozone profiles for all STD \(dark without errors\)](#)

[5.3 Plot ozone profiles where STD < 20% \(dark without errors\)](#)

[5.4. Plot ozone profiles where STD < 10% \(dark without errors\)](#)

[5.5. Plot ozone profiles where STD < 5% \(dark without errors\)](#)

[5.6 Plot NO2 profiles for all STD \(dark without errors\)](#)

[5.7 Plot NO3 profiles for all STD \(dark without errors\)](#)

[5.8 Plot H2O profiles \(only for occultations of stars 1,2,3,4,13,14,16,26,63 dark without errors\) for all STD](#)

[6. Auxiliary Data Files used for the production reported in section 2](#)

This report presents the daily analysis on parameters extracted from GOMOS level 2 data (GOM_NL__2P).
It is intended to monitor some important parameters that will impact the quality of these products.
A list of level 2 products (and content) that have arrived during the reporting day to the PCF is also given.

Item	Value
Time of report generation	23APR2013 19:54:31
Data source version	GOMOS/6.01
Start time of products	02-05-2006 (02MAY2006 00:00:00)
Stop time of products	03-05-2006 (03MAY2006 00:00:00)
Store outputs in DB	Yes
Nb of level 2 prods	279
Nb of prods with errors	0

2. Summary of processed GOM_NL__2P products.

Nr	Filename	UTC Start time	Limb	Duration	Star Id	Star Name	Star Mag	Star Temp	Nb Meas	Orbit	Prod. error
1	GOM_NL__2PRFIN20060502_000637_000000342047_00202_21799_9465.N1	02-MAY-2006 00:06:37	Bright	34.000	68	18Alp Cas	2.2250	4500.0	68	21799	No
2	GOM_NL__2PRFIN20060502_003224_000000432047_00202_21799_9466.N1	02-MAY-2006 00:32:24	Dark	43.000	18	24Alp PsA	1.1660	9700.0	86	21799	No
3	GOM_NL__2PRFIN20060502_003811_000000442047_00202_21799_9467.N1	02-MAY-2006 00:38:11	Dark	44.000	31	Alp Gru	1.7340	15200.	88	21799	No
4	GOM_NL__2PRFIN20060502_004046_000000452047_00203_21800_9449.N1	02-MAY-2006 00:40:46	Dark	44.500	148	Alp Tuc	2.8780	4100.0	89	21800	No
5	GOM_NL__2PRFIN20060502_005013_000000432047_00203_21800_9450.N1	02-MAY-2006 00:50:13	Straylight	42.500	43	Alp TrA	1.9100	4250.0	85	21800	No
6	GOM_NL__2PRFIN20060502_005225_000000412047_00203_21800_9451.N1	02-MAY-2006 00:52:25	Straylight	40.500	134	Bet TrA	2.8100	6600.0	81	21800	No
7	GOM_NL__2PRFIN20060502_005427_000000512047_00203_21800_9452.N1	02-MAY-2006 00:54:27	Straylight	50.500	4	Alp1Cen	-0.010000	5800.0	101	21800	No
8	GOM_NL__2PRFIN20060502_005753_000000412047_00203_21800_9453.N1	02-MAY-2006 00:57:53	Straylight	41.000	78	Alp Lup	2.3040	28000.	82	21800	No
9	GOM_NL__2PRFIN20060502_005926_000000402047_00203_21800_9454.N1	02-MAY-2006 00:59:26	Straylight	40.000	81	Eta Cen	2.3560	28000.	80	21800	No
10	GOM_NL__2PRFIN20060502_010130_000000432047_00203_21800_9455.N1	02-MAY-2006 01:01:30	Twilight_stray	42.500	54	5The Cen	2.0550	4500.0	85	21800	No
11	GOM_NL__2PRFIN20060502_010546_000000402047_00203_21800_9456.N1	02-MAY-2006 01:05:46	Bright	39.500	169	46Gam Hya	2.9910	4700.0	79	21800	No
12	GOM_NL__2PRFIN20060502_010905_000000392047_00203_21800_9457.N1	02-MAY-2006 01:09:05	Bright	38.500	15	67Alp Vir	0.97600	28000.	77	21800	No
13	GOM_NL__2PRFIN20060502_011210_000000362047_00203_21800_9458.N1	02-MAY-2006 01:12:10	Bright	35.500	121	29Gam Vir	2.7400	7200.0	71	21800	No
14	GOM_NL__2PRFIN20060502_011528_000000362047_00203_21800_9459.N1	02-MAY-2006 01:15:28	Bright	35.500	138	47Eps Vir	2.8280	4700.0	71	21800	No
15	GOM_NL__2PRFIN20060502_012311_000000362047_00203_21800_9460.N1	02-MAY-2006 01:23:11	Bright	36.000	152	12Alp2CVn	2.8900	11000.	72	21800	No
16	GOM_NL__2PRFIN20060502_012747_000000352047_00203_21800_9461.N1	02-MAY-2006 01:27:47	Bright	34.500	87	64Gam UMa	2.4330	11000.	69	21800	No
17	GOM_NL__2PRFIN20060502_012912_000000332047_00203_21800_9462.N1	02-MAY-2006 01:29:12	Bright	33.000	82	48Bet UMa	2.3650	10600.	66	21800	No
18	GOM_NL__2PRFIN20060502_013031_000000362047_00203_21800_9463.N1	02-MAY-2006 01:30:31	Bright	36.000	36	50Alp UMa	1.8000	6300.0	72	21800	No
19	GOM_NL__2PRFIN20060502_013756_000000332047_00203_21800_9464.N1	02-MAY-2006 01:37:56	Bright	33.000	49	1Alp UMi	1.9900	6300.0	66	21800	No
20	GOM_NL__2PRFIN20060502_014552_000000342047_00203_21800_9465.N1	02-MAY-2006 01:45:52	Bright	34.000	110	37Del Cas	2.6780	8900.0	68	21800	No
21	GOM_NL__2PRFIN20060502_014713_000000342047_00203_21800_9466.N1	02-MAY-2006 01:47:13	Bright	33.500	68	18Alp Cas	2.2250	4500.0	67	21800	No
22	GOM_NL__2PRFIN20060502_021300_000000412047_00203_21800_9467.N1	02-MAY-2006 02:13:00	Dark	40.500	18	24Alp PsA	1.1660	9700.0	81	21800	No
23	GOM_NL__2PRFIN20060502_021847_000000452047_00203_21800_9468.N1	02-MAY-2006 02:18:47	Dark	45.000	31	Alp Gru	1.7340	15200.	90	21800	No
24	GOM_NL__2PRFIN20060502_023049_000000392047_00204_21801_9449.N1	02-MAY-2006 02:30:49	Straylight	39.000	43	Alp TrA	1.9100	4250.0	78	21801	No
25	GOM_NL__2PRFIN20060502_023301_000000402047_00204_21801_9450.N1	02-MAY-2006 02:33:01	Straylight	39.500	134	Bet TrA	2.8100	6600.0	79	21801	No
26	GOM_NL__2PRFIN20060502_023504_000000502047_00204_21801_9451.N1	02-MAY-2006 02:35:04	Straylight	49.500	4	Alp1Cen	-0.010000	5800.0	99	21801	No
27	GOM_NL__2PRFIN20060502_023830_000000422047_00204_21801_9452.N1	02-MAY-2006 02:38:30	Straylight	41.500	78	Alp Lup	2.3040	28000.	83	21801	No
28	GOM_NL__2PRFIN20060502_024002_000000412047_00204_21801_9453.N1	02-MAY-2006 02:40:02	Straylight	40.500	81	Eta Cen	2.3560	28000.	81	21801	No
29	GOM_NL__2PRFIN20060502_024207_000000432047_00204_21801_9454.N1	02-MAY-2006 02:42:07	Twilight_stray	42.500	54	5The Cen	2.0550	4500.0	85	21801	No
30	GOM_NL__2PRFIN20060502_024623_000000372047_00204_21801_9455.N1	02-MAY-2006 02:46:23	Bright	36.500	169	46Gam Hya	2.9910	4700.0	73	21801	No
31	GOM_NL__2PRFIN20060502_024941_000000392047_00204_21801_9456.N1	02-MAY-2006 02:49:41	Bright	38.500	15	67Alp Vir	0.97600	28000.	77	21801	No
32	GOM_NL__2PRFIN20060502_025246_000000362047_00204_21801_9457.N1	02-MAY-2006 02:52:46	Bright	36.000	121	29Gam Vir	2.7400	7200.0	72	21801	No
33	GOM_NL__2PRFIN20060502_025604_000000362047_00204_21801_9458.N1	02-MAY-2006 02:56:04	Bright	35.500	138	47Eps Vir	2.8280	4700.0	71	21801	No
34	GOM_NL__2PRFIN20060502_030347_000000342047_00204_21801_9459.N1	02-MAY-2006 03:03:47	Bright	34.000	152	12Alp2CVn	2.8900	11000.	68	21801	No
35	GOM_NL__2PRFIN20060502_030823_000000522047_00204_21801_9460.N1	02-MAY-2006 03:08:23	Bright	52.000	87	64Gam UMa	2.4330	11000.	104	21801	No
36	GOM_NL__2PRFIN20060502_030949_000000362047_00204_21801_9461.N1	02-MAY-2006 03:09:49	Bright	35.500	82	48Bet UMa	2.3650	10600.	71	21801	No
37	GOM_NL__2PRFIN20060502_031107_000000362047_00204_21801_9462.N1	02-MAY-2006 03:11:07	Bright	36.000	36	50Alp UMa	1.8000	6300.0	72	21801	No
38	GOM_NL__2PRFIN20060502_031832_000000352047_00204_21801_9463.N1	02-MAY-2006 03:18:32	Bright	34.500	49	1Alp UMi	1.9900	6300.0	69	21801	No
39	GOM_NL__2PRFIN20060502_032628_000000322047_00204_21801_9464.N1	02-MAY-2006 03:26:28	Bright	32.000	110	37Del Cas	2.6780	8900.0	64	21801	No
40	GOM_NL__2PRFIN20060502_032750_000000362047_00204_21801_9465.N1	02-MAY-2006 03:27:50	Bright	35.500	68	18Alp Cas	2.2250	4500.0	71	21801	No
41	GOM_NL__2PRFIN20060502_035337_000000472047_00204_21801_9466.N1	02-MAY-2006 03:53:37	Dark	46.500	18	24Alp PsA	1.1660	9700.0	93	21801	No
42	GOM_NL__2PRFIN20060502_035924_000000412047_00204_21801_9467.N1	02-MAY-2006 03:59:24	Dark	41.000	31	Alp Gru	1.7340	15200.	82	21801	No

43	GOM_NL__2PRFIN20060502_041126_000000412047_00205_21802_9449.N1	02-MAY-2006 04:11:26	Straylight	41.000	43	Alp TrA	1.9100	4250.0	82	21802	No
44	GOM_NL__2PRFIN20060502_041338_000000382047_00205_21802_9450.N1	02-MAY-2006 04:13:38	Straylight	37.500	134	Bet TrA	2.8100	6600.0	75	21802	No
45	GOM_NL__2PRFIN20060502_041540_000000432047_00205_21802_9451.N1	02-MAY-2006 04:15:40	Straylight	43.000	4	Alp1Cen	-0.010000	5800.0	86	21802	No
46	GOM_NL__2PRFIN20060502_041906_000000372047_00205_21802_9452.N1	02-MAY-2006 04:19:06	Straylight	37.000	78	Alp Lup	2.3040	28000.	74	21802	No
47	GOM_NL__2PRFIN20060502_042038_000000402047_00205_21802_9453.N1	02-MAY-2006 04:20:38	Straylight	39.500	81	Eta Cen	2.3560	28000.	79	21802	No
48	GOM_NL__2PRFIN20060502_042243_000000442047_00205_21802_9454.N1	02-MAY-2006 04:22:43	Tw_i_and_stray	43.500	54	5The Cen	2.0550	4500.0	87	21802	No
49	GOM_NL__2PRFIN20060502_042659_000000392047_00205_21802_9455.N1	02-MAY-2006 04:26:59	Bright	38.500	169	46Gam Hya	2.9910	4700.0	77	21802	No
50	GOM_NL__2PRFIN20060502_043018_000000392047_00205_21802_9456.N1	02-MAY-2006 04:30:18	Bright	38.500	15	67Alp Vir	0.97600	28000.	77	21802	No
51	GOM_NL__2PRFIN20060502_043323_000000352047_00205_21802_9457.N1	02-MAY-2006 04:33:23	Bright	35.000	121	29Gam Vir	2.7400	7200.0	70	21802	No
52	GOM_NL__2PRFIN20060502_043640_000000352047_00205_21802_9458.N1	02-MAY-2006 04:36:40	Bright	35.000	138	47Eps Vir	2.8280	4700.0	70	21802	No
53	GOM_NL__2PRFIN20060502_044423_000000342047_00205_21802_9459.N1	02-MAY-2006 04:44:23	Bright	34.000	152	12Alp2CVn	2.8900	11000.	68	21802	No
54	GOM_NL__2PRFIN20060502_044859_000000352047_00205_21802_9460.N1	02-MAY-2006 04:48:59	Bright	34.500	87	64Gam UMa	2.4330	11000.	69	21802	No
55	GOM_NL__2PRFIN20060502_045025_000000362047_00205_21802_9461.N1	02-MAY-2006 04:50:25	Bright	36.000	82	48Bet UMa	2.3650	10600.	72	21802	No
56	GOM_NL__2PRFIN20060502_045143_000000362047_00205_21802_9462.N1	02-MAY-2006 04:51:43	Bright	36.000	36	50Alp UMa	1.8000	6300.0	72	21802	No
57	GOM_NL__2PRFIN20060502_045908_000000352047_00205_21802_9463.N1	02-MAY-2006 04:59:08	Bright	35.000	49	1Alp UMi	1.9900	6300.0	70	21802	No
58	GOM_NL__2PRFIN20060502_050704_000000332047_00205_21802_9464.N1	02-MAY-2006 05:07:04	Bright	32.500	110	37Del Cas	2.6780	8900.0	65	21802	No
59	GOM_NL__2PRFIN20060502_050826_000000332047_00205_21802_9465.N1	02-MAY-2006 05:08:26	Bright	33.000	68	18Alp Cas	2.2250	4500.0	66	21802	No
60	GOM_NL__2PRFIN20060502_053414_000000432047_00205_21802_9466.N1	02-MAY-2006 05:34:14	Dark	43.000	18	24Alp PsA	1.1660	9700.0	86	21802	No
61	GOM_NL__2PRFIN20060502_054000_000000432047_00205_21802_9467.N1	02-MAY-2006 05:40:00	Dark	43.000	31	Alp Gru	1.7340	15200.	86	21802	No
62	GOM_NL__2PRFIN20060502_054235_000000472047_00206_21803_9449.N1	02-MAY-2006 05:42:35	Dark	46.500	148	Alp Tuc	2.8780	4100.0	93	21803	No
63	GOM_NL__2PRFIN20060502_055202_000000422047_00206_21803_9450.N1	02-MAY-2006 05:52:02	Straylight	42.000	43	Alp TrA	1.9100	4250.0	84	21803	No
64	GOM_NL__2PRFIN20060502_055414_000000372047_00206_21803_9451.N1	02-MAY-2006 05:54:14	Straylight	37.000	134	Bet TrA	2.8100	6600.0	74	21803	No
65	GOM_NL__2PRFIN20060502_055616_000000462047_00206_21803_9452.N1	02-MAY-2006 05:56:16	Straylight	45.500	4	Alp1Cen	-0.010000	5800.0	91	21803	No
66	GOM_NL__2PRFIN20060502_055942_000000412047_00206_21803_9453.N1	02-MAY-2006 05:59:42	Straylight	40.500	78	Alp Lup	2.3040	28000.	81	21803	No
67	GOM_NL__2PRFIN20060502_060115_000000412047_00206_21803_9454.N1	02-MAY-2006 06:01:15	Straylight	40.500	81	Eta Cen	2.3560	28000.	81	21803	No
68	GOM_NL__2PRFIN20060502_060319_000000432047_00206_21803_9455.N1	02-MAY-2006 06:03:19	Tw_i_and_stray	43.000	54	5The Cen	2.0550	4500.0	86	21803	No
69	GOM_NL__2PRFIN20060502_060735_000000382047_00206_21803_9456.N1	02-MAY-2006 06:07:35	Bright	38.000	169	46Gam Hya	2.9910	4700.0	76	21803	No
70	GOM_NL__2PRFIN20060502_061054_000000392047_00206_21803_9457.N1	02-MAY-2006 06:10:54	Bright	39.000	15	67Alp Vir	0.97600	28000.	78	21803	No
71	GOM_NL__2PRFIN20060502_061359_000000362047_00206_21803_9458.N1	02-MAY-2006 06:13:59	Bright	35.500	121	29Gam Vir	2.7400	7200.0	71	21803	No
72	GOM_NL__2PRFIN20060502_061717_000000342047_00206_21803_9459.N1	02-MAY-2006 06:17:17	Bright	34.000	138	47Eps Vir	2.8280	4700.0	68	21803	No
73	GOM_NL__2PRFIN20060502_062459_000000362047_00206_21803_9460.N1	02-MAY-2006 06:24:59	Bright	35.500	152	12Alp2CVn	2.8900	11000.	71	21803	No
74	GOM_NL__2PRFIN20060502_062935_000000342047_00206_21803_9461.N1	02-MAY-2006 06:29:35	Bright	33.500	87	64Gam UMa	2.4330	11000.	67	21803	No
75	GOM_NL__2PRFIN20060502_063101_000000352047_00206_21803_9462.N1	02-MAY-2006 06:31:01	Bright	34.500	82	48Bet UMa	2.3650	10600.	69	21803	No
76	GOM_NL__2PRFIN20060502_063219_000000362047_00206_21803_9463.N1	02-MAY-2006 06:32:19	Bright	35.500	36	50Alp UMa	1.8000	6300.0	71	21803	No
77	GOM_NL__2PRFIN20060502_063945_000000352047_00206_21803_9464.N1	02-MAY-2006 06:39:45	Bright	35.000	49	1Alp UMi	1.9900	6300.0	70	21803	No
78	GOM_NL__2PRFIN20060502_064741_000000322047_00206_21803_9465.N1	02-MAY-2006 06:47:41	Bright	32.000	110	37Del Cas	2.6780	8900.0	64	21803	No
79	GOM_NL__2PRFIN20060502_064902_000000352047_00206_21803_9466.N1	02-MAY-2006 06:49:02	Bright	35.000	68	18Alp Cas	2.2250	4500.0	70	21803	No
80	GOM_NL__2PRFIN20060502_071450_000000452047_00206_21803_9467.N1	02-MAY-2006 07:14:50	Dark	44.500	18	24Alp PsA	1.1660	9700.0	89	21803	No
81	GOM_NL__2PRFIN20060502_072037_000000432047_00206_21803_9468.N1	02-MAY-2006 07:20:37	Dark	43.000	31	Alp Gru	1.7340	15200.	86	21803	No
82	GOM_NL__2PRFIN20060502_072311_000000482047_00207_21804_9449.N1	02-MAY-2006 07:23:11	Dark	47.500	148	Alp Tuc	2.8780	4100.0	95	21804	No
83	GOM_NL__2PRFIN20060502_073239_000000392047_00207_21804_9450.N1	02-MAY-2006 07:32:39	Straylight	38.500	43	Alp TrA	1.9100	4250.0	77	21804	No
84	GOM_NL__2PRFIN20060502_073450_000000392047_00207_21804_9451.N1	02-MAY-2006 07:34:50	Straylight	39.000	134	Bet TrA	2.8100	6600.0	78	21804	No
85	GOM_NL__2PRFIN20060502_073653_000000432047_00207_21804_9452.N1	02-MAY-2006 07:36:53	Straylight	42.500	4	Alp1Cen	-0.010000	5800.0	85	21804	No
86	GOM_NL__2PRFIN20060502_074019_000000412047_00207_21804_9453.N1	02-MAY-2006 07:40:19	Straylight	40.500	78	Alp Lup	2.3040	28000.	81	21804	No
87	GOM_NL__2PRFIN20060502_074151_000000392047_00207_21804_9454.N1	02-MAY-2006 07:41:51	Straylight	39.000	81	Eta Cen	2.3560	28000.	78	21804	No
88	GOM_NL__2PRFIN20060502_074355_000000432047_00207_21804_9455.N1	02-MAY-2006 07:43:55	Tw_i_and_stray	43.000	54	5The Cen	2.0550	4500.0	86	21804	No
89	GOM_NL__2PRFIN20060502_074811_000000382047_00207_21804_9456.N1	02-MAY-2006 07:48:11	Bright	38.000	169	46Gam Hya	2.9910	4700.0	76	21804	No
90	GOM_NL__2PRFIN20060502_075130_000000392047_00207_21804_9457.N1	02-MAY-2006 07:51:30	Bright	38.500	15	67Alp Vir	0.97600	28000.	77	21804	No
91	GOM_NL__2PRFIN20060502_075435_000000352047_00207_21804_9458.N1	02-MAY-2006 07:54:35	Bright	35.000	121	29Gam Vir	2.7400	7200.0	70	21804	No
92	GOM_NL__2PRFIN20060502_075753_000000362047_00207_21804_9459.N1	02-MAY-2006 07:57:53	Bright	35.500	138	47Eps Vir	2.8280	4700.0	71	21804	No
93	GOM_NL__2PRFIN20060502_080535_000000352047_00207_21804_9460.N1	02-MAY-2006 08:05:35	Bright	35.000	152	12Alp2CVn	2.8900	11000.	70	21804	No
94	GOM_NL__2PRFIN20060502_081011_000000372047_00207_21804_9461.N1	02-MAY-2006 08:10:11	Bright	36.500	87	64Gam UMa	2.4330	11000.	73	21804	No
95	GOM_NL__2PRFIN20060502_081137_000000352047_00207_21804_9462.N1	02-MAY-2006 08:11:37	Bright	34.500	82	48Bet UMa	2.3650	10600.	69	21804	No
96	GOM_NL__2PRFIN20060502_081256_000000342047_00207_21804_9463.N1	02-MAY-2006 08:12:56	Bright	34.000	36	50Alp UMa	1.8000	6300.0	68	21804	No
97	GOM_NL__2PRFIN20060502_082020_000000332047_00207_21804_9464.N1	02-MAY-2006 08:20:20	Bright	33.000	49	1Alp UMi	1.9900	6300.0	66	21804	No
98	GOM_NL__2PRFIN20060502_082817_000000362047_00207_21804_9465.N1	02-MAY-2006 08:28:17	Bright	36.000	110	37Del Cas	2.6780	8900.0	72	21804	No
99	GOM_NL__2PRFIN20060502_082938_000000352047_00207_21804_9466.N1	02-MAY-2006 08:29:38	Bright	35.000	68	18Alp Cas	2.2250	4500.0	70	21804	No
100	GOM_NL__2PRFIN20060502_085527_000000442047_00207_21804_9467.N1	02-MAY-2006 08:55:27	Dark	44.000	18	24Alp PsA	1.1660	9700.0	88	21804	No
101	GOM_NL__2PRFIN20060502_090113_000000442047_00207_21804_9468.N1	02-MAY-2006 09:01:13	Dark	44.000	31	Alp Gru	1.7340	15200.	88	21804	No

102	GOM_NL__2PRFIN20060502_090347_000000432047_00208_21805_9449.N1	02-MAY-2006 09:03:47	Dark	42.500	148	Alp Tuc	2.8780	4100.0	85	21805	No
103	GOM_NL__2PRFIN20060502_091315_000000412047_00208_21805_9450.N1	02-MAY-2006 09:13:15	Straylight	41.000	43	Alp TrA	1.9100	4250.0	82	21805	No
104	GOM_NL__2PRFIN20060502_091527_000000382047_00208_21805_9451.N1	02-MAY-2006 09:15:27	Straylight	37.500	134	Bet TrA	2.8100	6600.0	75	21805	No
105	GOM_NL__2PRFIN20060502_091729_000000512047_00208_21805_9452.N1	02-MAY-2006 09:17:29	Straylight	51.000	4	Alp1Cen	-0.010000	5800.0	102	21805	No
106	GOM_NL__2PRFIN20060502_092055_000000382047_00208_21805_9453.N1	02-MAY-2006 09:20:55	Straylight	37.500	78	Alp Lup	2.3040	28000.	75	21805	No
107	GOM_NL__2PRFIN20060502_092227_000000422047_00208_21805_9454.N1	02-MAY-2006 09:22:27	Straylight	41.500	81	Eta Cen	2.3560	28000.	83	21805	No
108	GOM_NL__2PRFIN20060502_092432_000000422047_00208_21805_9455.N1	02-MAY-2006 09:24:32	Tw_i_and_stray	42.000	54	5The Cen	2.0550	4500.0	84	21805	No
109	GOM_NL__2PRFIN20060502_092847_000000382047_00208_21805_9456.N1	02-MAY-2006 09:28:47	Bright	38.000	169	46Gam Hya	2.9910	4700.0	76	21805	No
110	GOM_NL__2PRFIN20060502_093206_000000382047_00208_21805_9457.N1	02-MAY-2006 09:32:06	Bright	38.000	15	67Alp Vir	0.97600	28000.	76	21805	No
111	GOM_NL__2PRFIN20060502_093511_000000362047_00208_21805_9458.N1	02-MAY-2006 09:35:11	Bright	35.500	121	29Gam Vir	2.7400	7200.0	71	21805	No
112	GOM_NL__2PRFIN20060502_093829_000000372047_00208_21805_9459.N1	02-MAY-2006 09:38:29	Bright	36.500	138	47Eps Vir	2.8280	4700.0	73	21805	No
113	GOM_NL__2PRFIN20060502_094611_000000352047_00208_21805_9460.N1	02-MAY-2006 09:46:11	Bright	35.000	152	12Alp2CVn	2.8900	11000.	70	21805	No
114	GOM_NL__2PRFIN20060502_095047_000000342047_00208_21805_9461.N1	02-MAY-2006 09:50:47	Bright	33.500	87	64Gam UMa	2.4330	11000.	67	21805	No
115	GOM_NL__2PRFIN20060502_095214_000000372047_00208_21805_9462.N1	02-MAY-2006 09:52:14	Bright	36.500	82	48Bet UMa	2.3650	10600.	73	21805	No
116	GOM_NL__2PRFIN20060502_095332_000000372047_00208_21805_9463.N1	02-MAY-2006 09:53:32	Bright	36.500	36	50Alp UMa	1.8000	6300.0	73	21805	No
117	GOM_NL__2PRFIN20060502_100056_000000362047_00208_21805_9464.N1	02-MAY-2006 10:00:56	Bright	35.500	49	1Alp UMi	1.9900	6300.0	71	21805	No
118	GOM_NL__2PRFIN20060502_100853_000000472047_00208_21805_9465.N1	02-MAY-2006 10:08:53	Bright	47.000	110	37Del Cas	2.6780	8900.0	94	21805	No
119	GOM_NL__2PRFIN20060502_101014_000000352047_00208_21805_9466.N1	02-MAY-2006 10:10:14	Bright	35.000	68	18Alp Cas	2.2250	4500.0	70	21805	No
120	GOM_NL__2PRFIN20060502_103603_000000472047_00208_21805_9467.N1	02-MAY-2006 10:36:03	Dark	47.000	18	24Alp PsA	1.1660	9700.0	94	21805	No
121	GOM_NL__2PRFIN20060502_104150_000000422047_00208_21805_9468.N1	02-MAY-2006 10:41:50	Dark	42.000	31	Alp Gru	1.7340	15200.	84	21805	No
122	GOM_NL__2PRFIN20060502_104424_000000382047_00209_21806_9469.N1	02-MAY-2006 10:44:24	Dark	38.000	148	Alp Tuc	2.8780	4100.0	76	21806	No
123	GOM_NL__2PRFIN20060502_105351_000000402047_00209_21806_9470.N1	02-MAY-2006 10:53:51	Straylight	39.500	43	Alp TrA	1.9100	4250.0	79	21806	No
124	GOM_NL__2PRFIN20060502_105603_000000382047_00209_21806_9471.N1	02-MAY-2006 10:56:03	Straylight	37.500	134	Bet TrA	2.8100	6600.0	75	21806	No
125	GOM_NL__2PRFIN20060502_105805_000000422047_00209_21806_9472.N1	02-MAY-2006 10:58:05	Straylight	42.000	4	Alp1Cen	-0.010000	5800.0	84	21806	No
126	GOM_NL__2PRFIN20060502_110131_000000392047_00209_21806_9473.N1	02-MAY-2006 11:01:31	Straylight	39.000	78	Alp Lup	2.3040	28000.	78	21806	No
127	GOM_NL__2PRFIN20060502_110303_000000402047_00209_21806_9474.N1	02-MAY-2006 11:03:03	Straylight	39.500	81	Eta Cen	2.3560	28000.	79	21806	No
128	GOM_NL__2PRFIN20060502_110508_000000442047_00209_21806_9475.N1	02-MAY-2006 11:05:08	Tw_i_and_stray	44.000	54	5The Cen	2.0550	4500.0	88	21806	No
129	GOM_NL__2PRFIN20060502_110923_000000372047_00209_21806_9476.N1	02-MAY-2006 11:09:23	Bright	36.500	169	46Gam Hya	2.9910	4700.0	73	21806	No
130	GOM_NL__2PRFIN20060502_111242_000000392047_00209_21806_9477.N1	02-MAY-2006 11:12:42	Bright	39.000	15	67Alp Vir	0.97600	28000.	78	21806	No
131	GOM_NL__2PRFIN20060502_111547_000000362047_00209_21806_9478.N1	02-MAY-2006 11:15:47	Bright	35.500	121	29Gam Vir	2.7400	7200.0	71	21806	No
132	GOM_NL__2PRFIN20060502_111904_000000362047_00209_21806_9479.N1	02-MAY-2006 11:19:04	Bright	36.000	138	47Eps Vir	2.8280	4700.0	72	21806	No
133	GOM_NL__2PRFIN20060502_112647_000000352047_00209_21806_9480.N1	02-MAY-2006 11:26:47	Bright	34.500	152	12Alp2CVn	2.8900	11000.	69	21806	No
134	GOM_NL__2PRFIN20060502_113123_000000352047_00209_21806_9481.N1	02-MAY-2006 11:31:23	Bright	34.500	87	64Gam UMa	2.4330	11000.	69	21806	No
135	GOM_NL__2PRFIN20060502_113250_000000412047_00209_21806_9482.N1	02-MAY-2006 11:32:50	Bright	40.500	82	48Bet UMa	2.3650	10600.	81	21806	No
136	GOM_NL__2PRFIN20060502_113408_000000382047_00209_21806_9483.N1	02-MAY-2006 11:34:08	Bright	38.000	36	50Alp UMa	1.8000	6300.0	76	21806	No
137	GOM_NL__2PRFIN20060502_114132_000000332047_00209_21806_9484.N1	02-MAY-2006 11:41:32	Bright	33.000	49	1Alp UMi	1.9900	6300.0	66	21806	No
138	GOM_NL__2PRFIN20060502_114929_000000522047_00209_21806_9485.N1	02-MAY-2006 11:49:29	Bright	52.000	110	37Del Cas	2.6780	8900.0	104	21806	No
139	GOM_NL__2PRFIN20060502_115050_000000322047_00209_21806_9486.N1	02-MAY-2006 11:50:50	Bright	32.000	68	18Alp Cas	2.2250	4500.0	64	21806	No
140	GOM_NL__2PRFIN20060502_121639_000000462047_00209_21806_9487.N1	02-MAY-2006 12:16:39	Dark	45.500	18	24Alp PsA	1.1660	9700.0	91	21806	No
141	GOM_NL__2PRFIN20060502_122226_000000422047_00209_21806_9488.N1	02-MAY-2006 12:22:26	Dark	42.000	31	Alp Gru	1.7340	15200.	84	21806	No
142	GOM_NL__2PRFIN20060502_122500_000000392047_00210_21807_9489.N1	02-MAY-2006 12:25:00	Dark	38.500	148	Alp Tuc	2.8780	4100.0	77	21807	No
143	GOM_NL__2PRFIN20060502_123427_000000412047_00210_21807_9470.N1	02-MAY-2006 12:34:27	Straylight	40.500	43	Alp TrA	1.9100	4250.0	81	21807	No
144	GOM_NL__2PRFIN20060502_123639_000000382047_00210_21807_9471.N1	02-MAY-2006 12:36:39	Straylight	38.000	134	Bet TrA	2.8100	6600.0	76	21807	No
145	GOM_NL__2PRFIN20060502_123841_000000422047_00210_21807_9472.N1	02-MAY-2006 12:38:41	Straylight	41.500	4	Alp1Cen	-0.010000	5800.0	83	21807	No
146	GOM_NL__2PRFIN20060502_124207_000000392047_00210_21807_9473.N1	02-MAY-2006 12:42:07	Straylight	39.000	78	Alp Lup	2.3040	28000.	78	21807	No
147	GOM_NL__2PRFIN20060502_124340_000000412047_00210_21807_9474.N1	02-MAY-2006 12:43:40	Straylight	41.000	81	Eta Cen	2.3560	28000.	82	21807	No
148	GOM_NL__2PRFIN20060502_124544_000000422047_00210_21807_9475.N1	02-MAY-2006 12:45:44	Tw_i_and_stray	41.500	54	5The Cen	2.0550	4500.0	83	21807	No
149	GOM_NL__2PRFIN20060502_124959_000000392047_00210_21807_9476.N1	02-MAY-2006 12:49:59	Bright	38.500	169	46Gam Hya	2.9910	4700.0	77	21807	No
150	GOM_NL__2PRFIN20060502_125318_000000392047_00210_21807_9477.N1	02-MAY-2006 12:53:18	Bright	38.500	15	67Alp Vir	0.97600	28000.	77	21807	No
151	GOM_NL__2PRFIN20060502_125623_000000342047_00210_21807_9478.N1	02-MAY-2006 12:56:23	Bright	34.000	121	29Gam Vir	2.7400	7200.0	68	21807	No
152	GOM_NL__2PRFIN20060502_125940_000000352047_00210_21807_9479.N1	02-MAY-2006 12:59:40	Bright	34.500	138	47Eps Vir	2.8280	4700.0	69	21807	No
153	GOM_NL__2PRFIN20060502_130723_000000352047_00210_21807_9480.N1	02-MAY-2006 13:07:23	Bright	34.500	152	12Alp2CVn	2.8900	11000.	69	21807	No
154	GOM_NL__2PRFIN20060502_131159_000000362047_00210_21807_9481.N1	02-MAY-2006 13:11:59	Bright	35.500	87	64Gam UMa	2.4330	11000.	71	21807	No
155	GOM_NL__2PRFIN20060502_131326_000000362047_00210_21807_9482.N1	02-MAY-2006 13:13:26	Bright	36.000	82	48Bet UMa	2.3650	10600.	72	21807	No
156	GOM_NL__2PRFIN20060502_131444_000000382047_00210_21807_9483.N1	02-MAY-2006 13:14:44	Bright	37.500	36	50Alp UMa	1.8000	6300.0	75	21807	No
157	GOM_NL__2PRFIN20060502_132208_000000342047_00210_21807_9484.N1	02-MAY-2006 13:22:08	Bright	33.500	49	1Alp UMi	1.9900	6300.0	67	21807	No
158	GOM_NL__2PRFIN20060502_133005_000000322047_00210_21807_9485.N1	02-MAY-2006 13:30:05	Bright	32.000	110	37Del Cas	2.6780	8900.0	64	21807	No
159	GOM_NL__2PRFIN20060502_133126_000000362047_00210_21807_9486.N1	02-MAY-2006 13:31:26	Bright	36.000	68	18Alp Cas	2.2250	4500.0	72	21807	No
160	GOM_NL__2PRFIN20060502_135716_000000492047_00210_21807_9487.N1	02-MAY-2006 13:57:16	Dark	48.500	18	24Alp PsA	1.1660	9700.0	97	21807	No

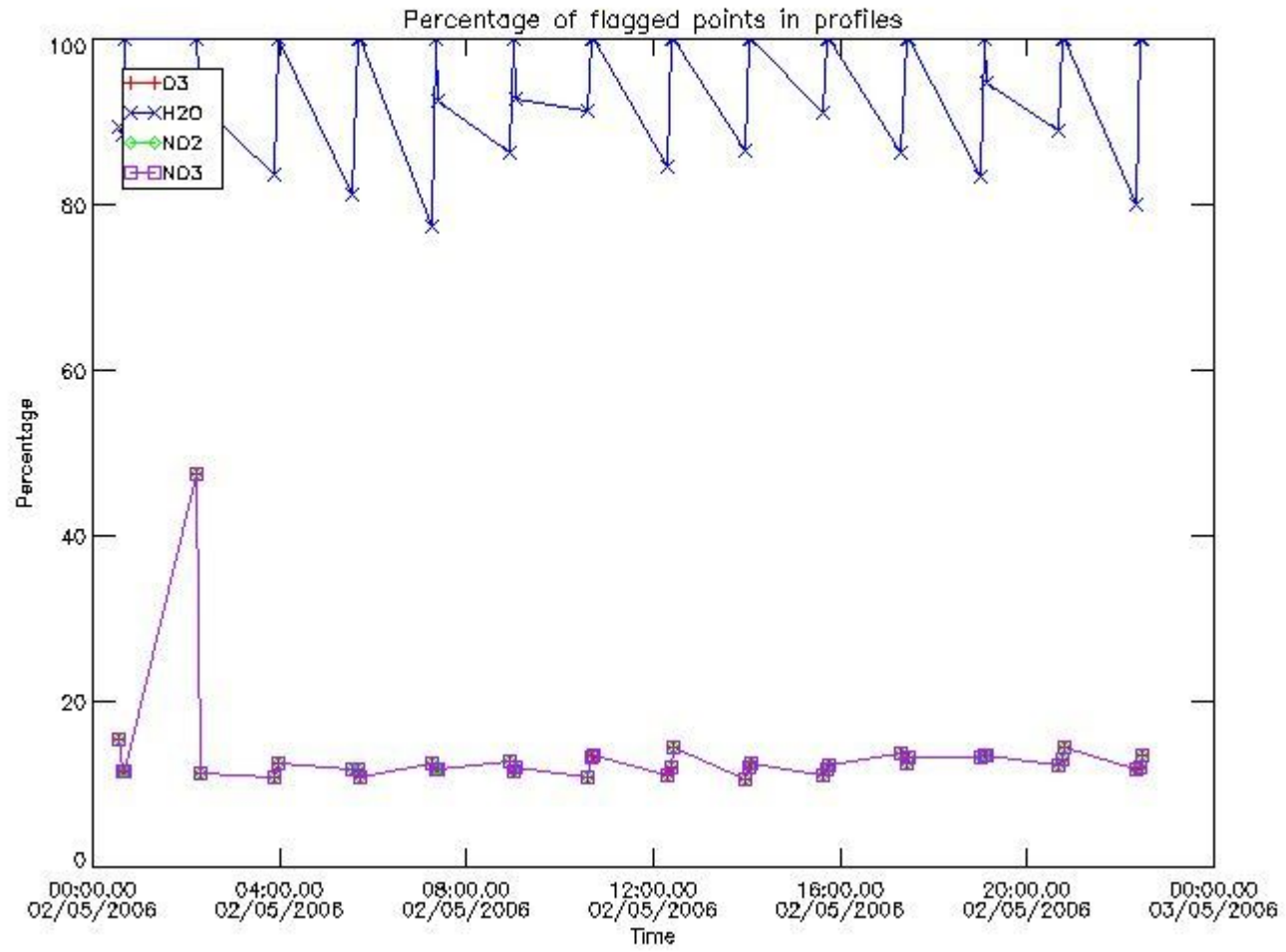
161	GOM_NL__2PRFIN20060502_140303_000000422047_00210_21807_9488.N1	02-MAY-2006 14:03:03	Dark	42.000	31	Alp Gru	1.7340	15200.	84	21807	No
162	GOM_NL__2PRFIN20060502_140536_000000452047_00211_21808_9469.N1	02-MAY-2006 14:05:36	Dark	44.500	148	Alp Tuc	2.8780	4100.0	89	21808	No
163	GOM_NL__2PRFIN20060502_141504_000000422047_00211_21808_9470.N1	02-MAY-2006 14:15:04	Straylight	41.500	43	Alp TrA	1.9100	4250.0	83	21808	No
164	GOM_NL__2PRFIN20060502_141716_000000372047_00211_21808_9471.N1	02-MAY-2006 14:17:16	Straylight	37.000	134	Bet TrA	2.8100	6600.0	74	21808	No
165	GOM_NL__2PRFIN20060502_141917_000000422047_00211_21808_9472.N1	02-MAY-2006 14:19:17	Straylight	42.000	4	Alp1Cen	-0.010000	5800.0	84	21808	No
166	GOM_NL__2PRFIN20060502_142243_000000382047_00211_21808_9473.N1	02-MAY-2006 14:22:43	Straylight	37.500	78	Alp Lup	2.3040	28000.	75	21808	No
167	GOM_NL__2PRFIN20060502_142416_000000412047_00211_21808_9474.N1	02-MAY-2006 14:24:16	Straylight	40.500	81	Eta Cen	2.3560	28000.	81	21808	No
168	GOM_NL__2PRFIN20060502_142620_000000432047_00211_21808_9475.N1	02-MAY-2006 14:26:20	Tw_i_and_stray	42.500	54	5The Cen	2.0550	4500.0	85	21808	No
169	GOM_NL__2PRFIN20060502_143035_000000392047_00211_21808_9476.N1	02-MAY-2006 14:30:35	Bright	38.500	169	46Gam Hya	2.9910	4700.0	77	21808	No
170	GOM_NL__2PRFIN20060502_143354_000000382047_00211_21808_9477.N1	02-MAY-2006 14:33:54	Bright	38.000	15	67Alp Vir	0.97600	28000.	76	21808	No
171	GOM_NL__2PRFIN20060502_143659_000000362047_00211_21808_9478.N1	02-MAY-2006 14:36:59	Bright	35.500	121	29Gam Vir	2.7400	7200.0	71	21808	No
172	GOM_NL__2PRFIN20060502_144016_000000352047_00211_21808_9479.N1	02-MAY-2006 14:40:16	Bright	35.000	138	47Eps Vir	2.8280	4700.0	70	21808	No
173	GOM_NL__2PRFIN20060502_144759_000000352047_00211_21808_9480.N1	02-MAY-2006 14:47:59	Bright	35.000	152	12Alp2CVn	2.8900	11000.	70	21808	No
174	GOM_NL__2PRFIN20060502_145235_000000362047_00211_21808_9481.N1	02-MAY-2006 14:52:35	Bright	36.000	87	64Gam UMa	2.4330	11000.	72	21808	No
175	GOM_NL__2PRFIN20060502_145402_000000372047_00211_21808_9482.N1	02-MAY-2006 14:54:02	Bright	37.000	82	48Bet UMa	2.3650	10600.	74	21808	No
176	GOM_NL__2PRFIN20060502_145520_000000372047_00211_21808_9483.N1	02-MAY-2006 14:55:20	Bright	37.000	36	50Alp UMa	1.8000	6300.0	74	21808	No
177	GOM_NL__2PRFIN20060502_150244_000000342047_00211_21808_9484.N1	02-MAY-2006 15:02:44	Bright	33.500	49	1Alp UMi	1.9900	6300.0	67	21808	No
178	GOM_NL__2PRFIN20060502_151041_000000522047_00211_21808_9485.N1	02-MAY-2006 15:10:41	Bright	52.000	110	37Del Cas	2.6780	8900.0	104	21808	No
179	GOM_NL__2PRFIN20060502_151202_000000352047_00211_21808_9486.N1	02-MAY-2006 15:12:02	Bright	34.500	68	18Alp Cas	2.2250	4500.0	69	21808	No
180	GOM_NL__2PRFIN20060502_153752_000000462047_00211_21808_9487.N1	02-MAY-2006 15:37:52	Dark	45.500	18	24Alp PsA	1.1660	9700.0	91	21808	No
181	GOM_NL__2PRFIN20060502_154339_000000432047_00211_21808_9488.N1	02-MAY-2006 15:43:39	Dark	43.000	31	Alp Gru	1.7340	15200.	86	21808	No
182	GOM_NL__2PRFIN20060502_154612_000000462047_00212_21809_9469.N1	02-MAY-2006 15:46:12	Dark	45.500	148	Alp Tuc	2.8780	4100.0	91	21809	No
183	GOM_NL__2PRFIN20060502_155540_000000412047_00212_21809_9470.N1	02-MAY-2006 15:55:40	Straylight	41.000	43	Alp TrA	1.9100	4250.0	82	21809	No
184	GOM_NL__2PRFIN20060502_155752_000000402047_00212_21809_9471.N1	02-MAY-2006 15:57:52	Straylight	40.000	134	Bet TrA	2.8100	6600.0	80	21809	No
185	GOM_NL__2PRFIN20060502_155953_000000392047_00212_21809_9472.N1	02-MAY-2006 15:59:53	Straylight	39.000	4	Alp1Cen	-0.010000	5800.0	78	21809	No
186	GOM_NL__2PRFIN20060502_160320_000000422047_00212_21809_9473.N1	02-MAY-2006 16:03:20	Straylight	42.000	78	Alp Lup	2.3040	28000.	84	21809	No
187	GOM_NL__2PRFIN20060502_160452_000000392047_00212_21809_9474.N1	02-MAY-2006 16:04:52	Straylight	38.500	81	Eta Cen	2.3560	28000.	77	21809	No
188	GOM_NL__2PRFIN20060502_160656_000000442047_00212_21809_9475.N1	02-MAY-2006 16:06:56	Tw_i_and_stray	44.000	54	5The Cen	2.0550	4500.0	88	21809	No
189	GOM_NL__2PRFIN20060502_161112_000000382047_00212_21809_9476.N1	02-MAY-2006 16:11:12	Bright	38.000	169	46Gam Hya	2.9910	4700.0	76	21809	No
190	GOM_NL__2PRFIN20060502_161430_000000372047_00212_21809_9477.N1	02-MAY-2006 16:14:30	Bright	36.500	15	67Alp Vir	0.97600	28000.	73	21809	No
191	GOM_NL__2PRFIN20060502_161735_000000362047_00212_21809_9478.N1	02-MAY-2006 16:17:35	Bright	35.500	121	29Gam Vir	2.7400	7200.0	71	21809	No
192	GOM_NL__2PRFIN20060502_162052_000000362047_00212_21809_9479.N1	02-MAY-2006 16:20:52	Bright	35.500	138	47Eps Vir	2.8280	4700.0	71	21809	No
193	GOM_NL__2PRFIN20060502_162835_000000352047_00212_21809_9480.N1	02-MAY-2006 16:28:35	Bright	34.500	152	12Alp2CVn	2.8900	11000.	69	21809	No
194	GOM_NL__2PRFIN20060502_163312_000000332047_00212_21809_9481.N1	02-MAY-2006 16:33:12	Bright	33.000	87	64Gam UMa	2.4330	11000.	66	21809	No
195	GOM_NL__2PRFIN20060502_163438_000000372047_00212_21809_9482.N1	02-MAY-2006 16:34:38	Bright	36.500	82	48Bet UMa	2.3650	10600.	73	21809	No
196	GOM_NL__2PRFIN20060502_163556_000000362047_00212_21809_9483.N1	02-MAY-2006 16:35:56	Bright	35.500	36	50Alp UMa	1.8000	6300.0	71	21809	No
197	GOM_NL__2PRFIN20060502_164320_000000362047_00212_21809_9484.N1	02-MAY-2006 16:43:20	Bright	36.000	49	1Alp UMi	1.9900	6300.0	72	21809	No
198	GOM_NL__2PRFIN20060502_165117_000000322047_00212_21809_9485.N1	02-MAY-2006 16:51:17	Bright	32.000	110	37Del Cas	2.6780	8900.0	64	21809	No
199	GOM_NL__2PRFIN20060502_165238_000000442047_00212_21809_9486.N1	02-MAY-2006 16:52:38	Bright	43.500	68	18Alp Cas	2.2250	4500.0	87	21809	No
200	GOM_NL__2PRFIN20060502_171829_000000412047_00212_21809_9487.N1	02-MAY-2006 17:18:29	Dark	40.500	18	24Alp PsA	1.1660	9700.0	81	21809	No
201	GOM_NL__2PRFIN20060502_172416_000000412047_00212_21809_9488.N1	02-MAY-2006 17:24:16	Dark	41.000	31	Alp Gru	1.7340	15200.	82	21809	No
202	GOM_NL__2PRFIN20060502_172649_000000392047_00213_21810_9469.N1	02-MAY-2006 17:26:49	Dark	38.500	148	Alp Tuc	2.8780	4100.0	77	21810	No
203	GOM_NL__2PRFIN20060502_173616_000000472047_00213_21810_9470.N1	02-MAY-2006 17:36:16	Straylight	47.000	43	Alp TrA	1.9100	4250.0	94	21810	No
204	GOM_NL__2PRFIN20060502_173828_000000372047_00213_21810_9471.N1	02-MAY-2006 17:38:28	Straylight	37.000	134	Bet TrA	2.8100	6600.0	74	21810	No
205	GOM_NL__2PRFIN20060502_174030_000000502047_00213_21810_9472.N1	02-MAY-2006 17:40:30	Straylight	50.000	4	Alp1Cen	-0.010000	5800.0	100	21810	No
206	GOM_NL__2PRFIN20060502_174356_000000382047_00213_21810_9473.N1	02-MAY-2006 17:43:56	Straylight	38.000	78	Alp Lup	2.3040	28000.	76	21810	No
207	GOM_NL__2PRFIN20060502_174528_000000422047_00213_21810_9474.N1	02-MAY-2006 17:45:28	Straylight	41.500	81	Eta Cen	2.3560	28000.	83	21810	No
208	GOM_NL__2PRFIN20060502_174732_000000432047_00213_21810_9475.N1	02-MAY-2006 17:47:32	Tw_i_and_stray	43.000	54	5The Cen	2.0550	4500.0	86	21810	No
209	GOM_NL__2PRFIN20060502_175148_000000382047_00213_21810_9476.N1	02-MAY-2006 17:51:48	Bright	38.000	169	46Gam Hya	2.9910	4700.0	76	21810	No
210	GOM_NL__2PRFIN20060502_175506_000000382047_00213_21810_9477.N1	02-MAY-2006 17:55:06	Bright	38.000	15	67Alp Vir	0.97600	28000.	76	21810	No
211	GOM_NL__2PRFIN20060502_175812_000000352047_00213_21810_9478.N1	02-MAY-2006 17:58:12	Bright	34.500	121	29Gam Vir	2.7400	7200.0	69	21810	No
212	GOM_NL__2PRFIN20060502_180129_000000352047_00213_21810_9479.N1	02-MAY-2006 18:01:29	Bright	35.000	138	47Eps Vir	2.8280	4700.0	70	21810	No
213	GOM_NL__2PRFIN20060502_180911_000000342047_00213_21810_9480.N1	02-MAY-2006 18:09:11	Bright	33.500	152	12Alp2CVn	2.8900	11000.	67	21810	No
214	GOM_NL__2PRFIN20060502_181348_000000352047_00213_21810_9481.N1	02-MAY-2006 18:13:48	Bright	35.000	87	64Gam UMa	2.4330	11000.	70	21810	No
215	GOM_NL__2PRFIN20060502_181515_000000362047_00213_21810_9482.N1	02-MAY-2006 18:15:15	Bright	35.500	82	48Bet UMa	2.3650	10600.	71	21810	No
216	GOM_NL__2PRFIN20060502_181633_000000342047_00213_21810_9483.N1	02-MAY-2006 18:16:33	Bright	33.500	36	50Alp UMa	1.8000	6300.0	67	21810	No
217	GOM_NL__2PRFIN20060502_182356_000000362047_00213_21810_9484.N1	02-MAY-2006 18:23:56	Bright	35.500	49	1Alp UMi	1.9900	6300.0	71	21810	No
218	GOM_NL__2PRFIN20060502_183153_000000442047_00213_21810_9485.N1	02-MAY-2006 18:31:53	Bright	44.000	110	37Del Cas	2.6780	8900.0	88	21810	No
219	GOM_NL__2PRFIN20060502_183314_000000342047_00213_21810_9486.N1	02-MAY-2006 18:33:14	Bright	34.000	68	18Alp Cas	2.2250	4500.0	68	21810	No

220	GOM_NL__2PRFIN20060502_185905_000000432047_00213_21810_9487.N1	02-MAY-2006 18:59:05	Dark	42.500	18	24Alp PsA	1.1660	9700.0	85	21810	No
221	GOM_NL__2PRFIN20060502_190453_000000422047_00213_21810_9488.N1	02-MAY-2006 19:04:53	Dark	41.500	31	Alp Gru	1.7340	15200.	83	21810	No
222	GOM_NL__2PRFIN20060502_190725_000000382047_00214_21811_9469.N1	02-MAY-2006 19:07:25	Dark	37.500	148	Alp Tuc	2.8780	4100.0	75	21811	No
223	GOM_NL__2PRFIN20060502_191653_000000432047_00214_21811_9470.N1	02-MAY-2006 19:16:53	Straylight	42.500	43	Alp TrA	1.9100	4250.0	85	21811	No
224	GOM_NL__2PRFIN20060502_191905_000000382047_00214_21811_9471.N1	02-MAY-2006 19:19:05	Straylight	38.000	134	Bet TrA	2.8100	6600.0	76	21811	No
225	GOM_NL__2PRFIN20060502_192106_000000442047_00214_21811_9472.N1	02-MAY-2006 19:21:06	Straylight	43.500	4	Alp1Cen	-0.010000	5800.0	87	21811	No
226	GOM_NL__2PRFIN20060502_192432_000000382047_00214_21811_9473.N1	02-MAY-2006 19:24:32	Straylight	37.500	78	Alp Lup	2.3040	28000.	75	21811	No
227	GOM_NL__2PRFIN20060502_192605_000000412047_00214_21811_9474.N1	02-MAY-2006 19:26:05	Straylight	40.500	81	Eta Cen	2.3560	28000.	81	21811	No
228	GOM_NL__2PRFIN20060502_192809_000000432047_00214_21811_9475.N1	02-MAY-2006 19:28:09	Tw_i_and_stray	43.000	54	5The Cen	2.0550	4500.0	86	21811	No
229	GOM_NL__2PRFIN20060502_193224_000000382047_00214_21811_9476.N1	02-MAY-2006 19:32:24	Bright	37.500	169	46Gam Hya	2.9910	4700.0	75	21811	No
230	GOM_NL__2PRFIN20060502_193542_000000392047_00214_21811_9477.N1	02-MAY-2006 19:35:42	Bright	38.500	15	67Alp Vir	0.97600	28000.	77	21811	No
231	GOM_NL__2PRFIN20060502_193848_000000362047_00214_21811_9478.N1	02-MAY-2006 19:38:48	Bright	35.500	121	29Gam Vir	2.7400	7200.0	71	21811	No
232	GOM_NL__2PRFIN20060502_194205_000000352047_00214_21811_9479.N1	02-MAY-2006 19:42:05	Bright	35.000	138	47Eps Vir	2.8280	4700.0	70	21811	No
233	GOM_NL__2PRFIN20060502_194947_000000522047_00214_21811_9480.N1	02-MAY-2006 19:49:47	Bright	51.500	152	12Alp2CVn	2.8900	11000.	103	21811	No
234	GOM_NL__2PRFIN20060502_195424_000000352047_00214_21811_9481.N1	02-MAY-2006 19:54:24	Bright	35.000	87	64Gam UMa	2.4330	11000.	70	21811	No
235	GOM_NL__2PRFIN20060502_195551_000000372047_00214_21811_9482.N1	02-MAY-2006 19:55:51	Bright	36.500	82	48Bet UMa	2.3650	10600.	73	21811	No
236	GOM_NL__2PRFIN20060502_195709_000000382047_00214_21811_9483.N1	02-MAY-2006 19:57:09	Bright	37.500	36	50Alp UMa	1.8000	6300.0	75	21811	No
237	GOM_NL__2PRFIN20060502_200432_000000352047_00214_21811_9484.N1	02-MAY-2006 20:04:32	Bright	35.000	49	1Alp UMi	1.9900	6300.0	70	21811	No
238	GOM_NL__2PRFIN20060502_201229_000000332047_00214_21811_9485.N1	02-MAY-2006 20:12:29	Bright	33.000	110	37Del Cas	2.6780	8900.0	66	21811	No
239	GOM_NL__2PRFIN20060502_201350_000000522047_00214_21811_9486.N1	02-MAY-2006 20:13:50	Bright	52.000	68	18Alp Cas	2.2250	4500.0	104	21811	No
240	GOM_NL__2PRFIN20060502_203942_000000422047_00214_21811_9487.N1	02-MAY-2006 20:39:42	Dark	41.500	18	24Alp PsA	1.1660	9700.0	83	21811	No
241	GOM_NL__2PRFIN20060502_204529_000000402047_00214_21811_9488.N1	02-MAY-2006 20:45:29	Dark	39.500	31	Alp Gru	1.7340	15200.	79	21811	No
242	GOM_NL__2PRFIN20060502_204801_000000392047_00215_21812_9469.N1	02-MAY-2006 20:48:01	Dark	38.500	148	Alp Tuc	2.8780	4100.0	77	21812	No
243	GOM_NL__2PRFIN20060502_205729_000000392047_00215_21812_9470.N1	02-MAY-2006 20:57:29	Straylight	39.000	43	Alp TrA	1.9100	4250.0	78	21812	No
244	GOM_NL__2PRFIN20060502_205941_000000382047_00215_21812_9471.N1	02-MAY-2006 20:59:41	Straylight	37.500	134	Bet TrA	2.8100	6600.0	75	21812	No
245	GOM_NL__2PRFIN20060502_210142_000000452047_00215_21812_9472.N1	02-MAY-2006 21:01:42	Straylight	44.500	4	Alp1Cen	-0.010000	5800.0	89	21812	No
246	GOM_NL__2PRFIN20060502_210508_000000412047_00215_21812_9473.N1	02-MAY-2006 21:05:08	Straylight	41.000	78	Alp Lup	2.3040	28000.	82	21812	No
247	GOM_NL__2PRFIN20060502_210641_000000392047_00215_21812_9474.N1	02-MAY-2006 21:06:41	Straylight	39.000	81	Eta Cen	2.3560	28000.	78	21812	No
248	GOM_NL__2PRFIN20060502_210845_000000432047_00215_21812_9475.N1	02-MAY-2006 21:08:45	Tw_i_and_stray	43.000	54	5The Cen	2.0550	4500.0	86	21812	No
249	GOM_NL__2PRFIN20060502_211300_000000382047_00215_21812_9476.N1	02-MAY-2006 21:13:00	Bright	38.000	169	46Gam Hya	2.9910	4700.0	76	21812	No
250	GOM_NL__2PRFIN20060502_211618_000000392047_00215_21812_9477.N1	02-MAY-2006 21:16:18	Bright	38.500	15	67Alp Vir	0.97600	28000.	77	21812	No
251	GOM_NL__2PRFIN20060502_211924_000000362047_00215_21812_9478.N1	02-MAY-2006 21:19:24	Bright	36.000	121	29Gam Vir	2.7400	7200.0	72	21812	No
252	GOM_NL__2PRFIN20060502_212241_000000352047_00215_21812_9479.N1	02-MAY-2006 21:22:41	Bright	35.000	138	47Eps Vir	2.8280	4700.0	70	21812	No
253	GOM_NL__2PRFIN20060502_213023_000000342047_00215_21812_9480.N1	02-MAY-2006 21:30:23	Bright	33.500	152	12Alp2CVn	2.8900	11000.	67	21812	No
254	GOM_NL__2PRFIN20060502_213500_000000352047_00215_21812_9481.N1	02-MAY-2006 21:35:00	Bright	35.000	87	64Gam UMa	2.4330	11000.	70	21812	No
255	GOM_NL__2PRFIN20060502_213627_000000372047_00215_21812_9482.N1	02-MAY-2006 21:36:27	Bright	36.500	82	48Bet UMa	2.3650	10600.	73	21812	No
256	GOM_NL__2PRFIN20060502_213745_000000372047_00215_21812_9483.N1	02-MAY-2006 21:37:45	Bright	37.000	36	50Alp UMa	1.8000	6300.0	74	21812	No
257	GOM_NL__2PRFIN20060502_214508_000000352047_00215_21812_9484.N1	02-MAY-2006 21:45:08	Bright	35.000	49	1Alp UMi	1.9900	6300.0	70	21812	No
258	GOM_NL__2PRFIN20060502_215305_000000522047_00215_21812_9485.N1	02-MAY-2006 21:53:05	Bright	52.000	110	37Del Cas	2.6780	8900.0	104	21812	No
259	GOM_NL__2PRFIN20060502_215426_000000382047_00215_21812_9486.N1	02-MAY-2006 21:54:26	Bright	37.500	68	18Alp Cas	2.2250	4500.0	75	21812	No
260	GOM_NL__2PRFIN20060502_222018_000000432047_00215_21812_9487.N1	02-MAY-2006 22:20:18	Dark	43.000	18	24Alp PsA	1.1660	9700.0	86	21812	No
261	GOM_NL__2PRFIN20060502_222605_000000432047_00215_21812_9488.N1	02-MAY-2006 22:26:05	Dark	42.500	31	Alp Gru	1.7340	15200.	85	21812	No
262	GOM_NL__2PRFIN20060502_222838_000000382047_00216_21813_9469.N1	02-MAY-2006 22:28:38	Dark	38.000	148	Alp Tuc	2.8780	4100.0	76	21813	No
263	GOM_NL__2PRFIN20060502_223805_000000392047_00216_21813_9470.N1	02-MAY-2006 22:38:05	Straylight	39.000	43	Alp TrA	1.9100	4250.0	78	21813	No
264	GOM_NL__2PRFIN20060502_224017_000000392047_00216_21813_9471.N1	02-MAY-2006 22:40:17	Straylight	38.500	134	Bet TrA	2.8100	6600.0	77	21813	No
265	GOM_NL__2PRFIN20060502_224218_000000432047_00216_21813_9472.N1	02-MAY-2006 22:42:18	Straylight	42.500	4	Alp1Cen	-0.010000	5800.0	85	21813	No
266	GOM_NL__2PRFIN20060502_224545_000000392047_00216_21813_9473.N1	02-MAY-2006 22:45:45	Straylight	38.500	78	Alp Lup	2.3040	28000.	77	21813	No
267	GOM_NL__2PRFIN20060502_224717_000000422047_00216_21813_9474.N1	02-MAY-2006 22:47:17	Straylight	42.000	81	Eta Cen	2.3560	28000.	84	21813	No
268	GOM_NL__2PRFIN20060502_224921_000000412047_00216_21813_9475.N1	02-MAY-2006 22:49:21	Tw_i_and_stray	41.000	54	5The Cen	2.0550	4500.0	82	21813	No
269	GOM_NL__2PRFIN20060502_225336_000000382047_00216_21813_9476.N1	02-MAY-2006 22:53:36	Bright	38.000	169	46Gam Hya	2.9910	4700.0	76	21813	No
270	GOM_NL__2PRFIN20060502_225654_000000382047_00216_21813_9477.N1	02-MAY-2006 22:56:54	Bright	38.000	15	67Alp Vir	0.97600	28000.	76	21813	No
271	GOM_NL__2PRFIN20060502_230000_000000362047_00216_21813_9478.N1	02-MAY-2006 23:00:00	Bright	36.000	121	29Gam Vir	2.7400	7200.0	72	21813	No
272	GOM_NL__2PRFIN20060502_230317_000000352047_00216_21813_9479.N1	02-MAY-2006 23:03:17	Bright	35.000	138	47Eps Vir	2.8280	4700.0	70	21813	No
273	GOM_NL__2PRFIN20060502_231059_000000342047_00216_21813_9480.N1	02-MAY-2006 23:10:59	Bright	33.500	152	12Alp2CVn	2.8900	11000.	67	21813	No
274	GOM_NL__2PRFIN20060502_231536_000000332047_00216_21813_9481.N1	02-MAY-2006 23:15:36	Bright	33.000	87	64Gam UMa	2.4330	11000.	66	21813	No
275	GOM_NL__2PRFIN20060502_231703_000000372047_00216_21813_9482.N1	02-MAY-2006 23:17:03	Bright	36.500	82	48Bet UMa	2.3650	10600.	73	21813	No
276	GOM_NL__2PRFIN20060502_231821_000000372047_00216_21813_9483.N1	02-MAY-2006 23:18:21	Bright	36.500	36	50Alp UMa	1.8000	6300.0	73	21813	No
277	GOM_NL__2PRFIN20060502_232544_000000352047_00216_21813_9484.N1	02-MAY-2006 23:25:44	Bright	34.500	49	1Alp UMi	1.9900	6300.0	69	21813	No
278	GOM_NL__2PRFIN20060502_233341_000000452047_00216_21813_9485.N1	02-MAY-2006 23:33:41	Bright	44.500	110	37Del Cas	2.6780	8900.0	89	21813	No

3. Quality information per product

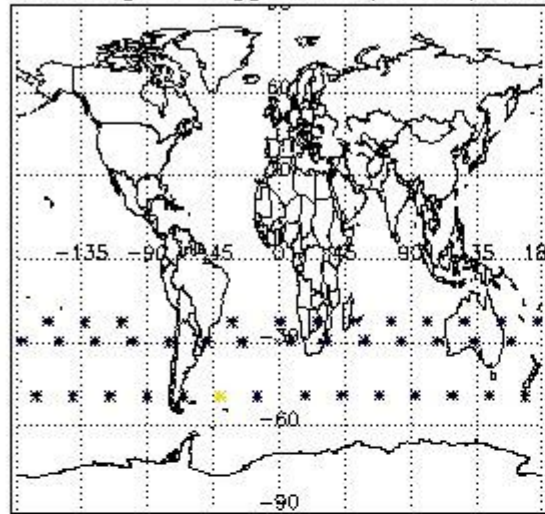
In this section it is plotted some information contained in the Quality Summary data set of the level 2 products. Only products in dark limb conditions and without errors (error flag in the MPH set to "0") are used.

3.1 Plot quality information per product (time dependant)

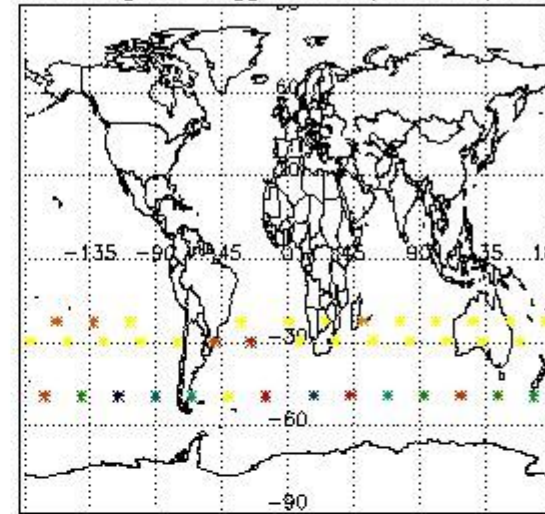


3.2 Plot quality information per product (world map)


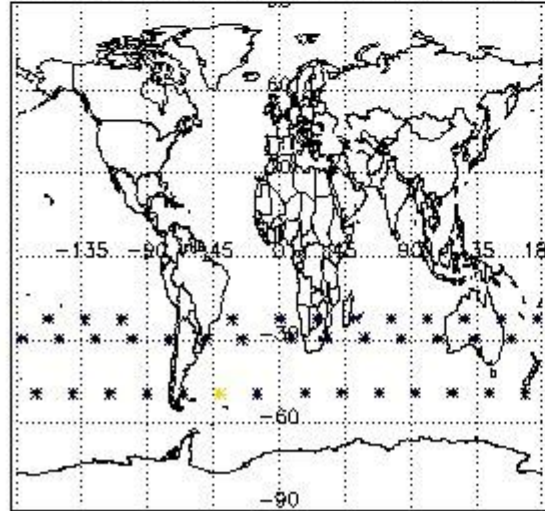
Percentage of flagged data per O3 profile



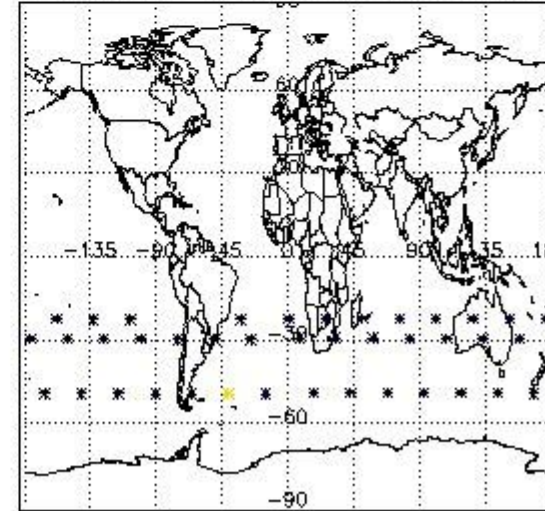
Percentage of flagged data per H2O profile



Percentage of flagged data per NO2 profile



Percentage of flagged data per NO3 profile

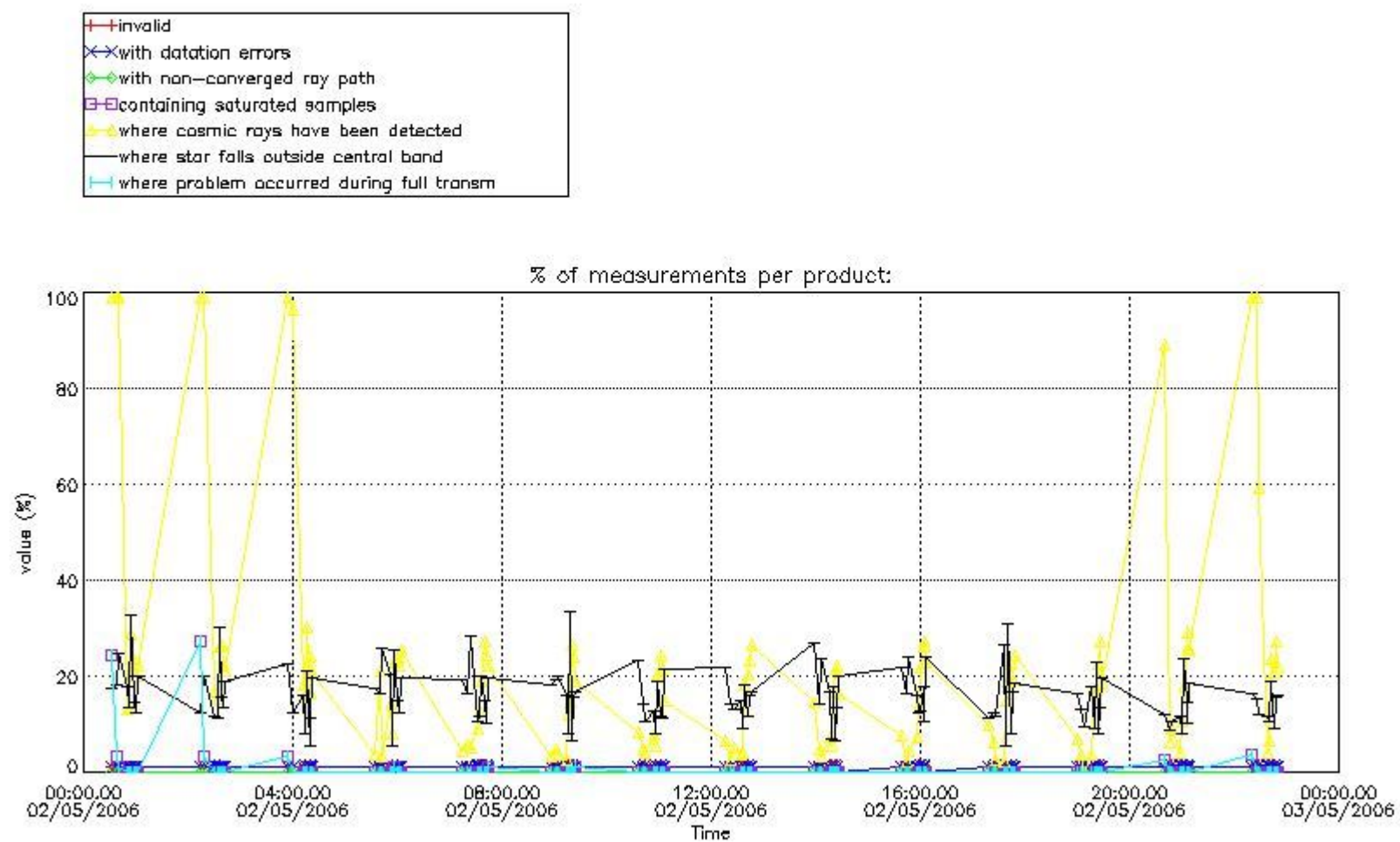


4. Level 1 quality information per product

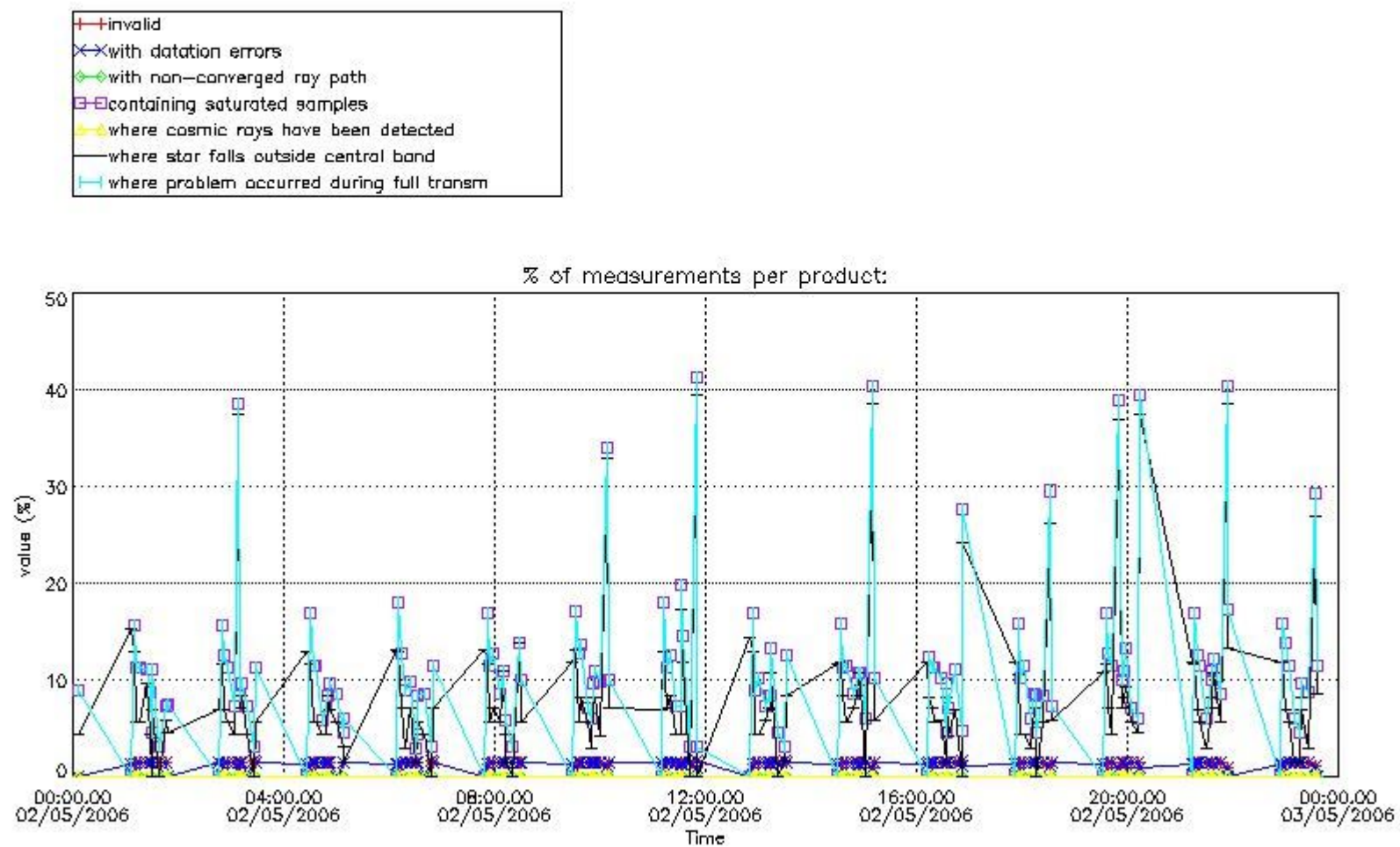
In this section it is plotted some information contained in the Quality Summary data set of the level 2 products that comes from the level 1b processing. Products without errors (error flag in the MPH set to "0") are used.

4.1 Plot quality information per product (time dependant) coming from level 1b processing

4.1.1 Plot level 1 quality information per product (time dependant): ENVISAT ASCENDING passes

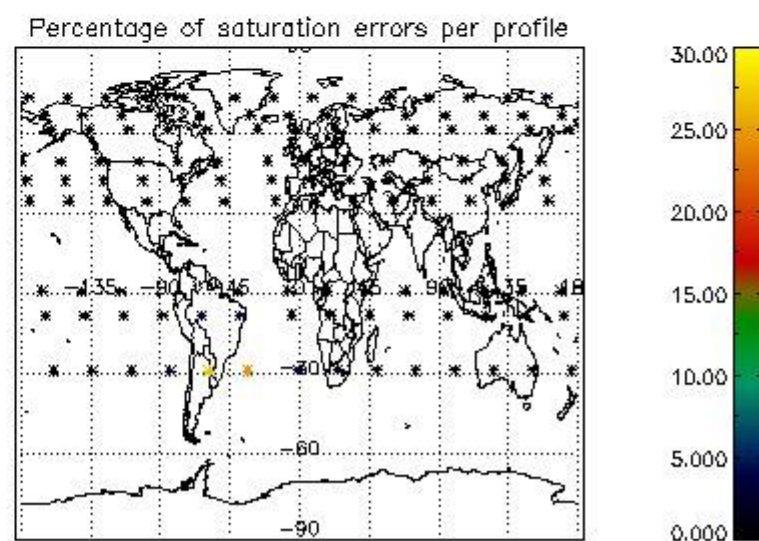
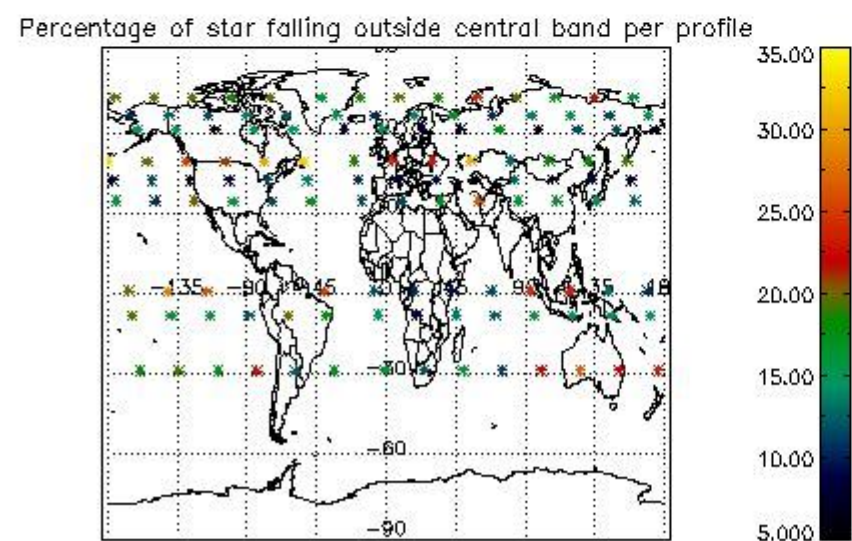
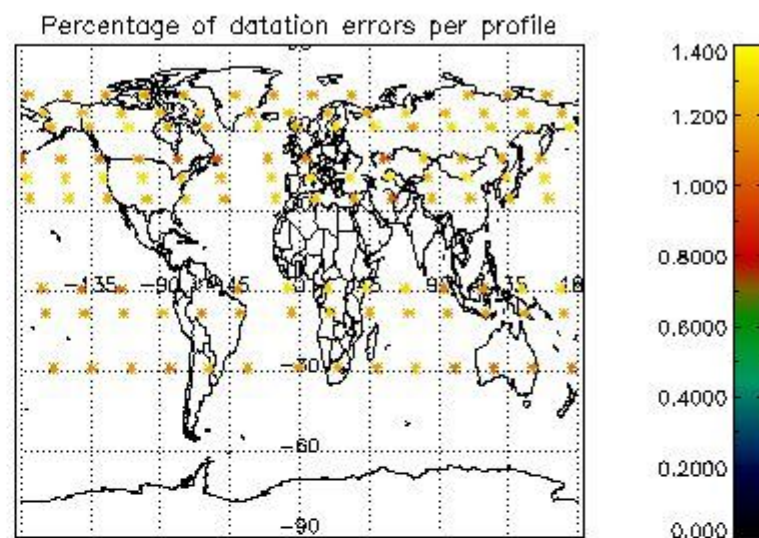
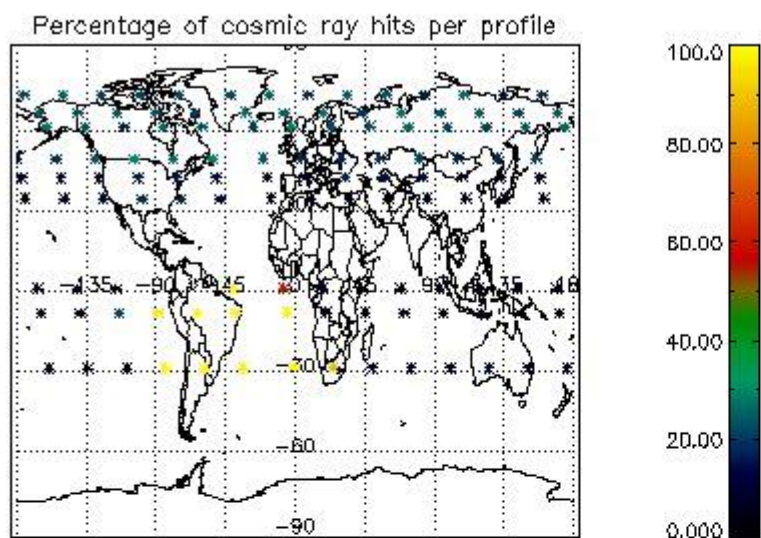


4.1.2 Plot level 1 quality information per product (time dependant): ENVI SAT DESCENDING passes

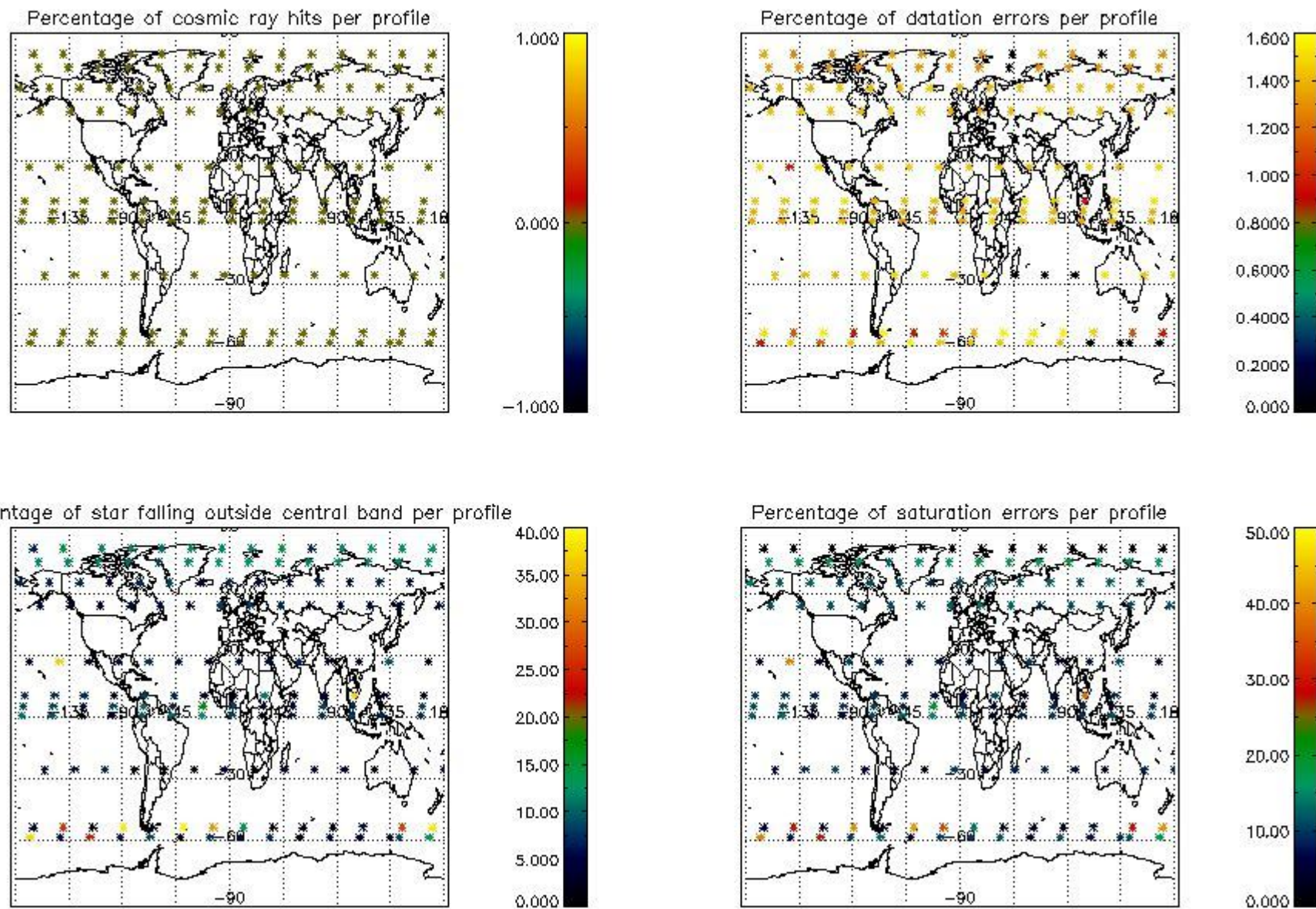


4.2 Plot quality information per product coming from level 1b processing (world map)

4.2.1 Plot level 1 quality information per product (world map): ENVISAT ASCENDING passes



4.2.2 Plot level 1 quality information per product (world map): ENVISAT DESCENDING passes



5. Trace gas profiles

5.1 Ozone statistics based on quality of products

The final quality of the products can be "measured" using the STD (Standard Deviation) attached to every point profile. This information is written to the parameter GOM_NL__2P/NL_LOCAL_SPECIES_DENSITY/o3_std of the level 2 products. The table below shows the statistics for given STD ranges.

The statistics are given with respect to the overall valid production:

- Products without fatal errors: GOM_NL__2P/MPH/PRODUCT_ERR=0
- Valid point profile: GOM_NL__2P/NL_LOCAL_SPECIES_DENSITY/pcd(0)=0

The 'Criteria' is applied to valid points of dark limb products:

- Products in dark limb illumination condition: GOM_NL__2P/NL_SUMMARY_QUALITY/obs_ill_cond=0
- Products without fatal errors: GOM_NL__2P/MPH/PRODUCT_ERR=0
- Valid point profile: GOM_NL__2P/NL_LOCAL_SPECIES_DENSITY/pcd(0)=0

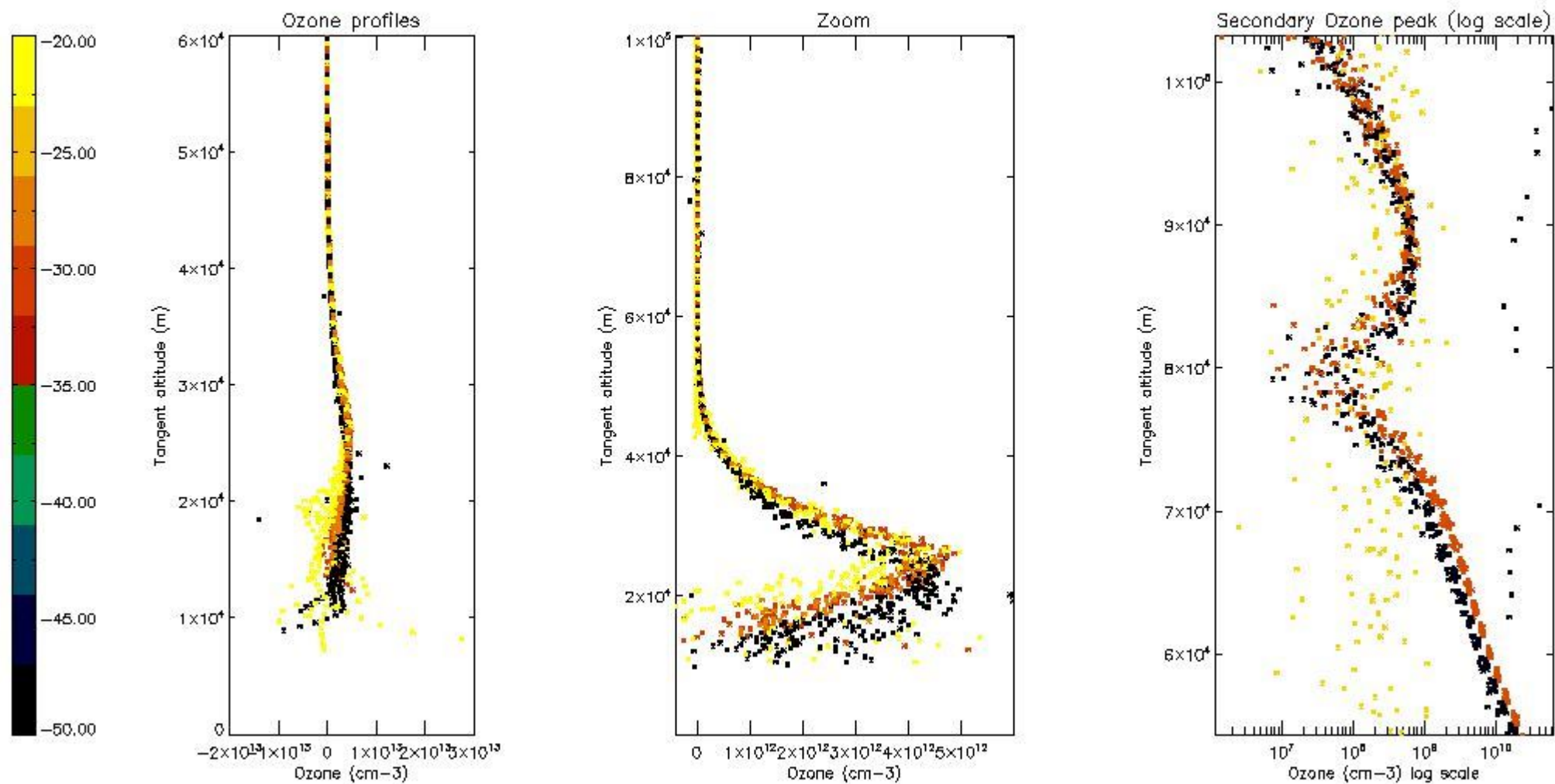
So, the table below shows the percentage of dark limb and valid observations for each criteria with respect to the overall valid daily observations.

Criteria	% of total production
All STD	16
STD < 20	9

STD < 10	7
STD < 5	5

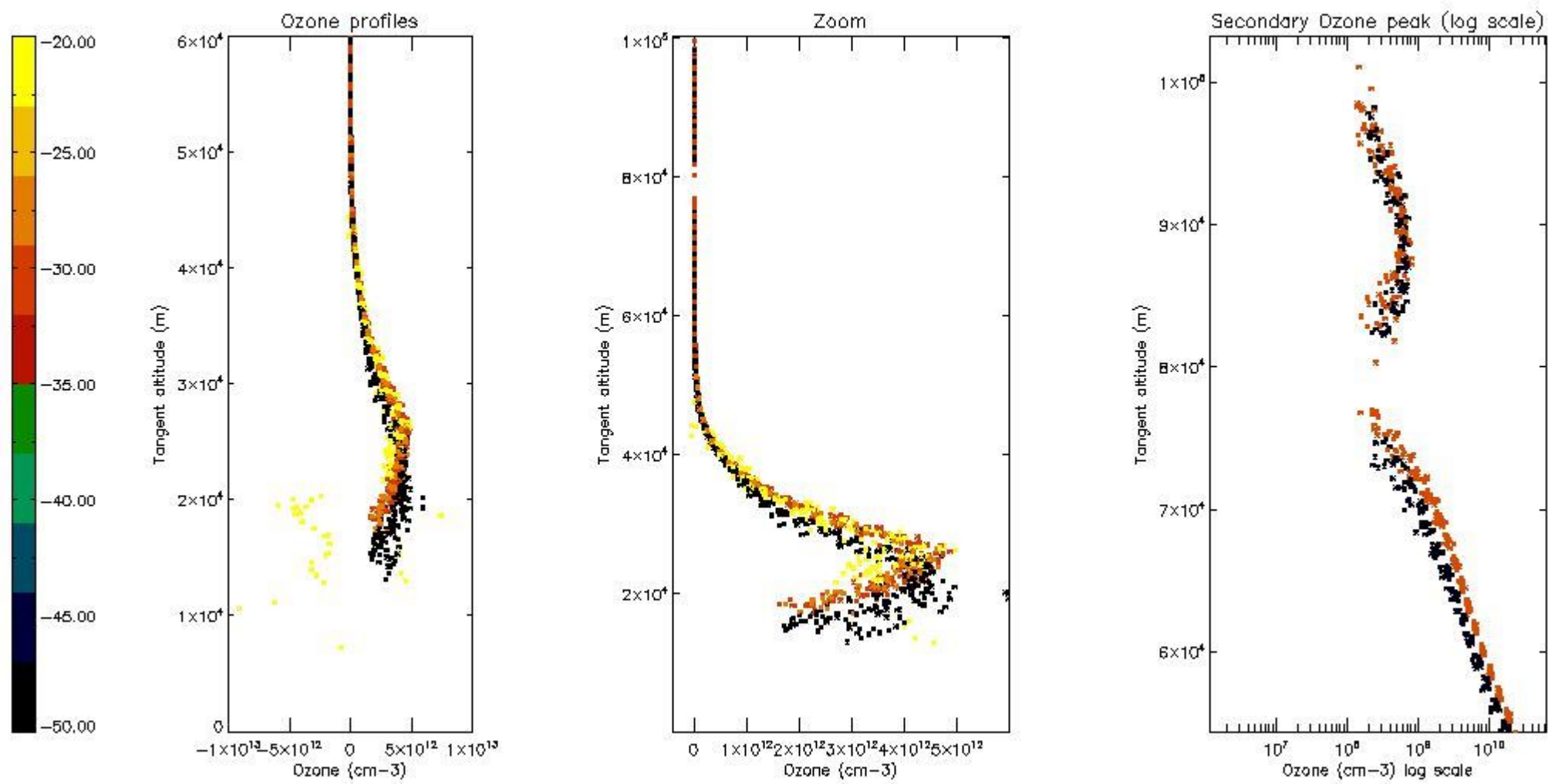
5.2 Plot ozone profiles for all STD (dark without errors)

The colorbar represents the latitude.



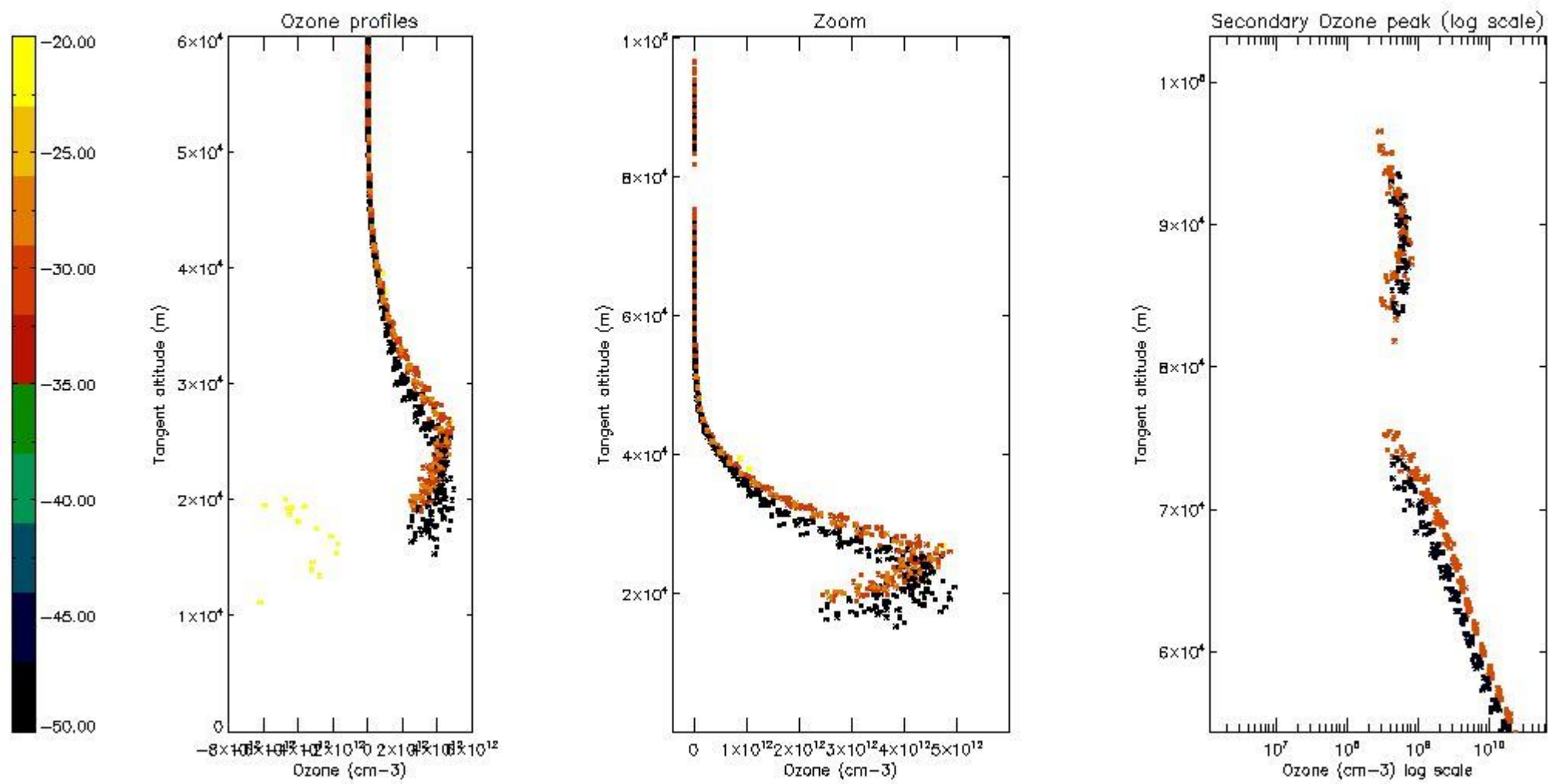
5.3 Plot ozone profiles where STD < 20% (dark without errors)

The colorbar represents the latitude.



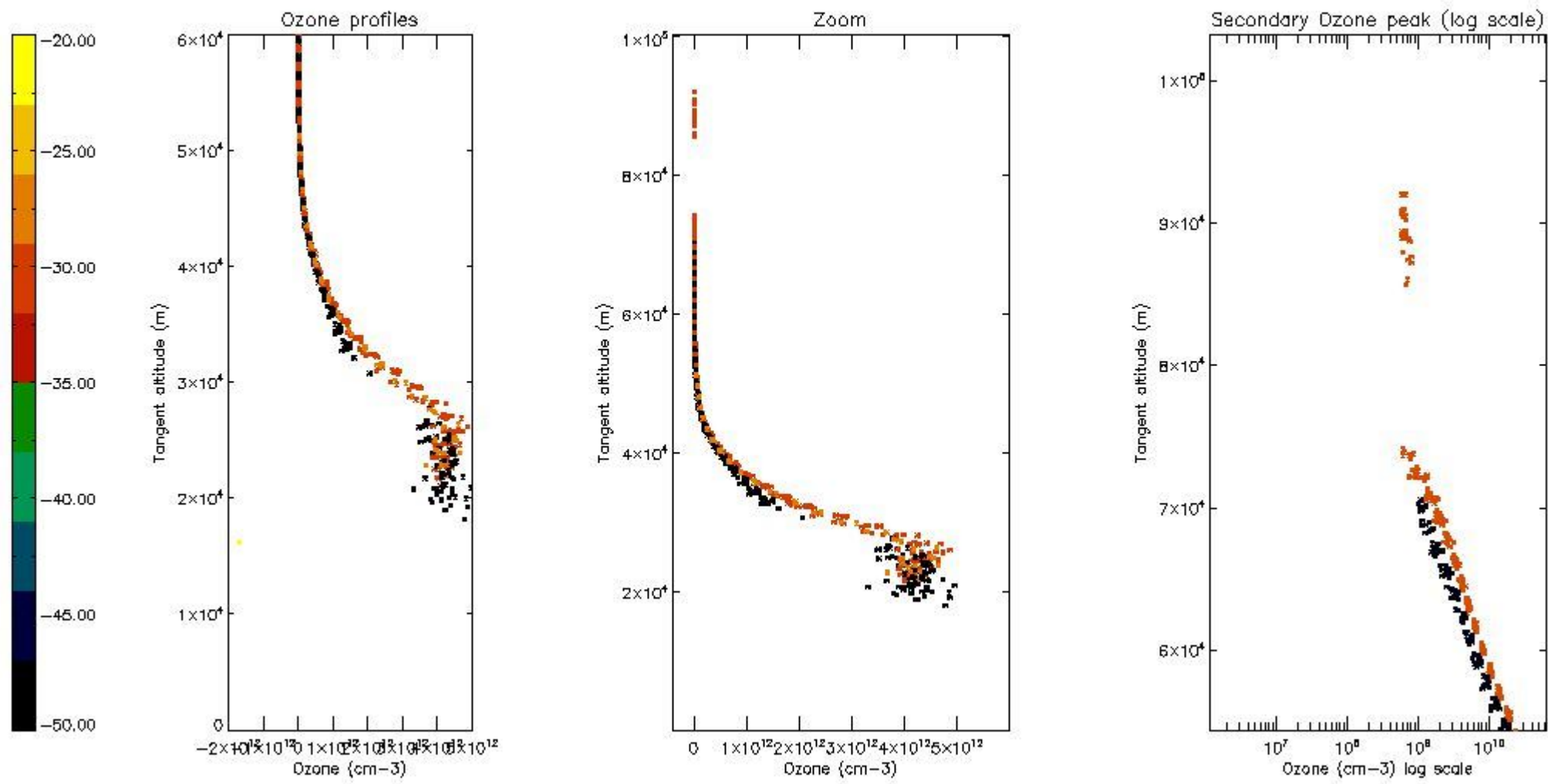
5.4 Plot ozone profiles where STD < 10% (dark without errors)

The colorbar represents the latitude.



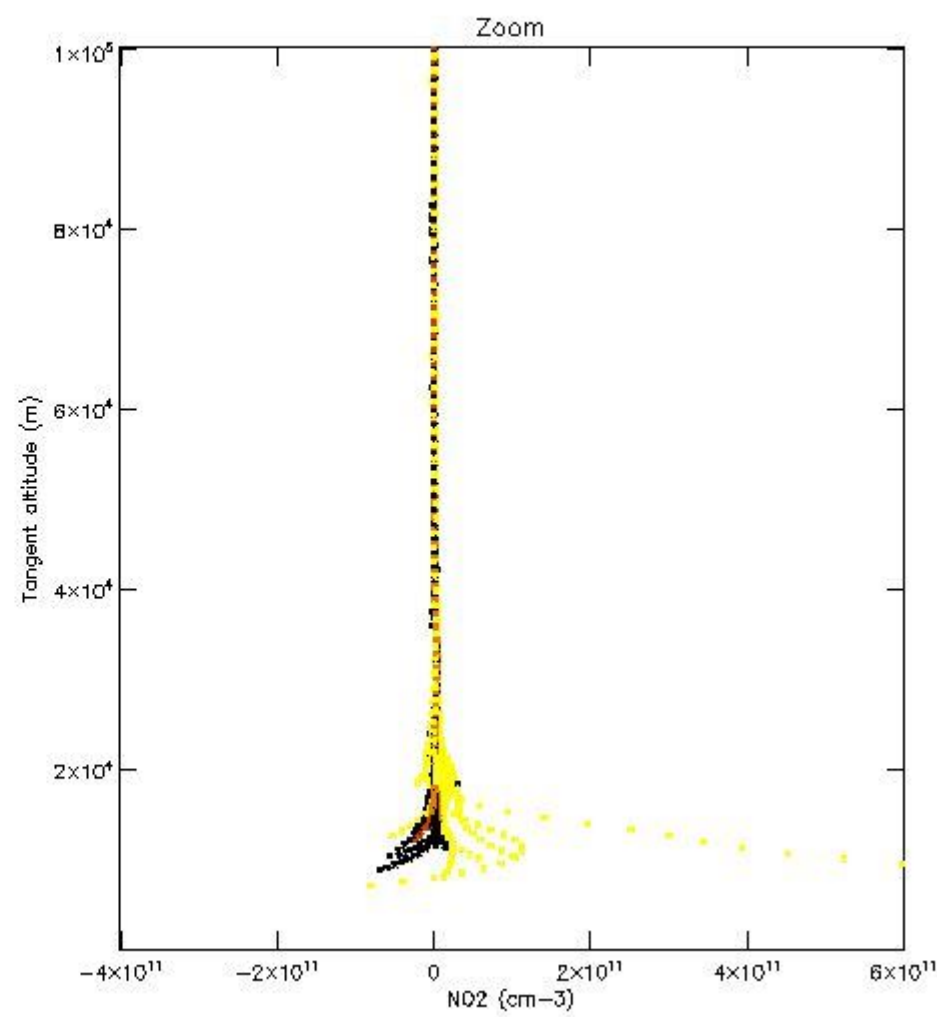
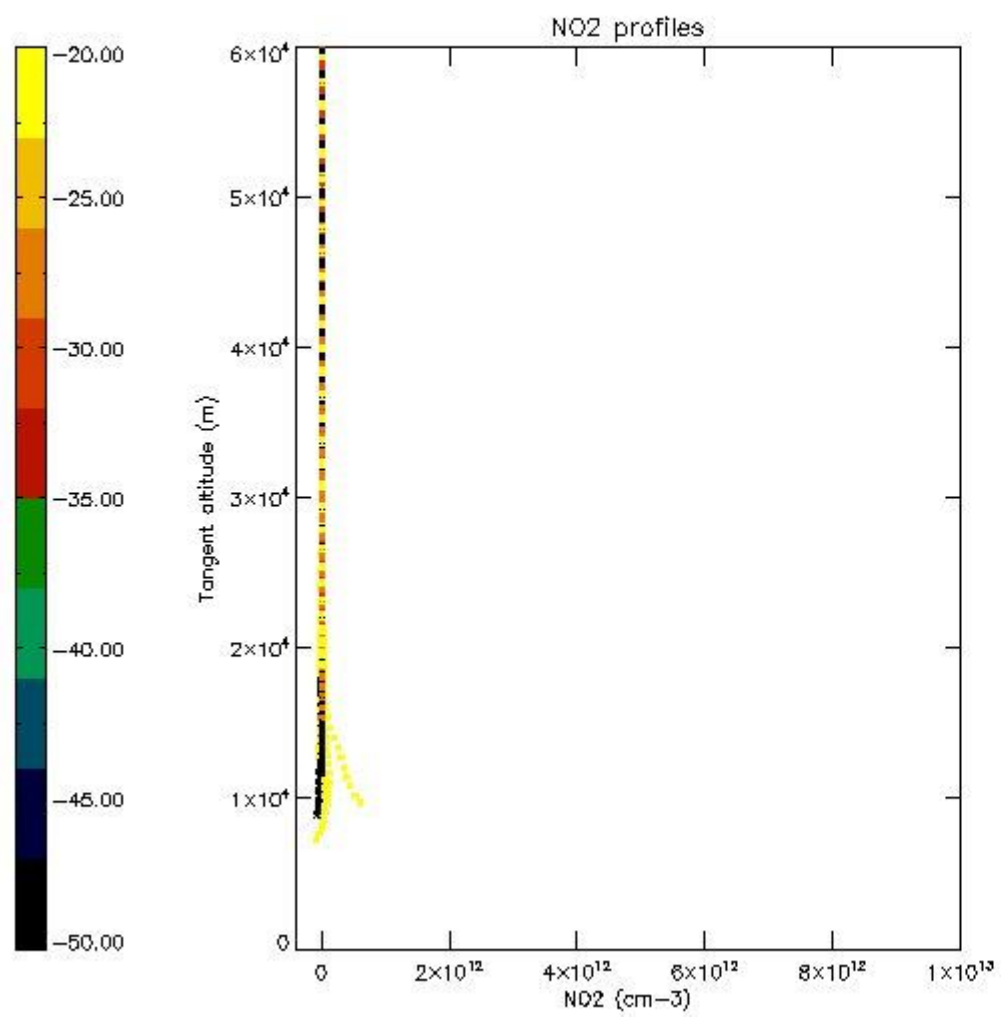
5.5 Plot ozone profiles where STD < 5% (dark without errors)

The colorbar represents the latitude.



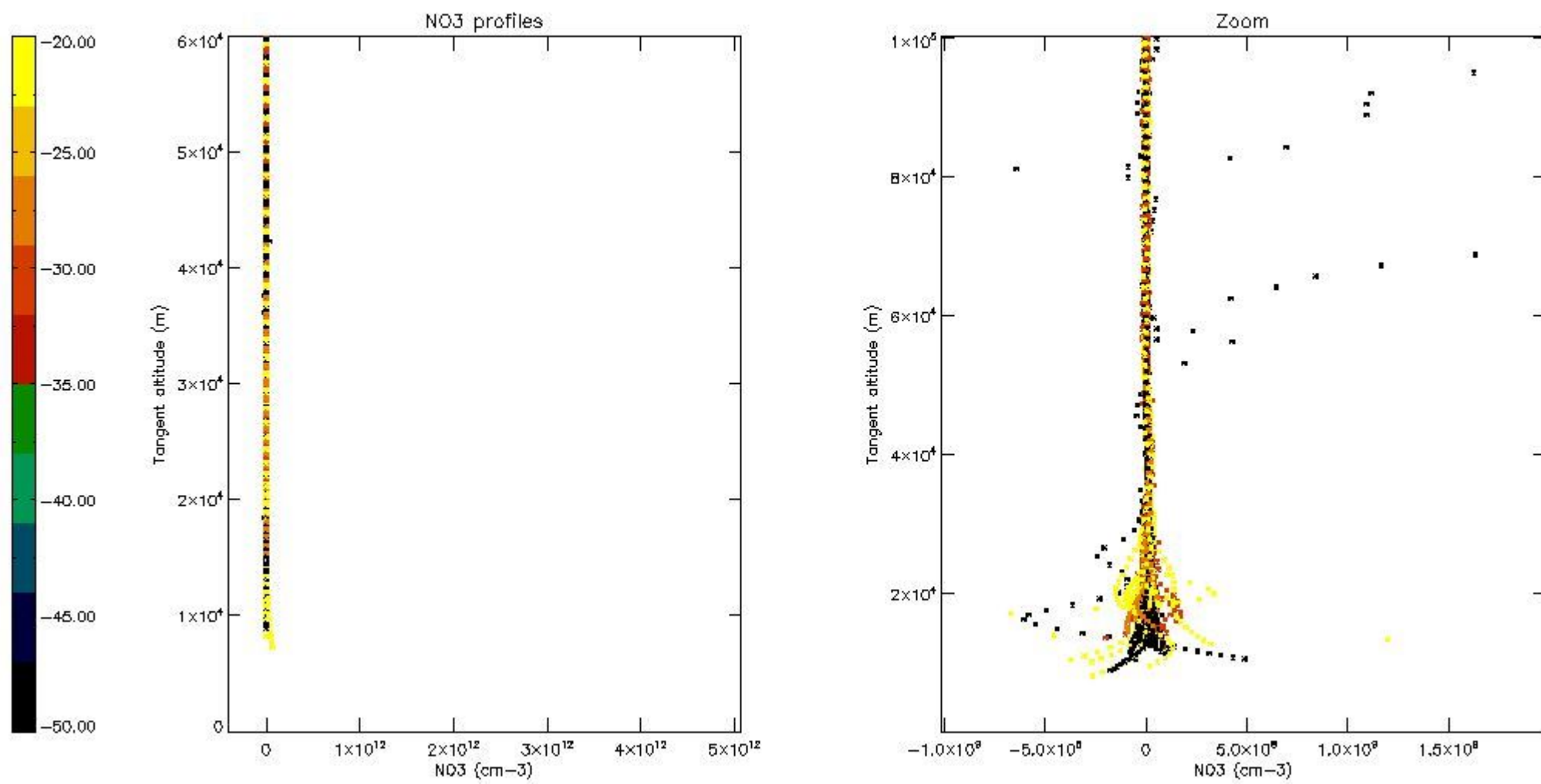
5.6 Plot NO₂ profiles for all STD (dark without errors)

The colorbar represents the latitude.



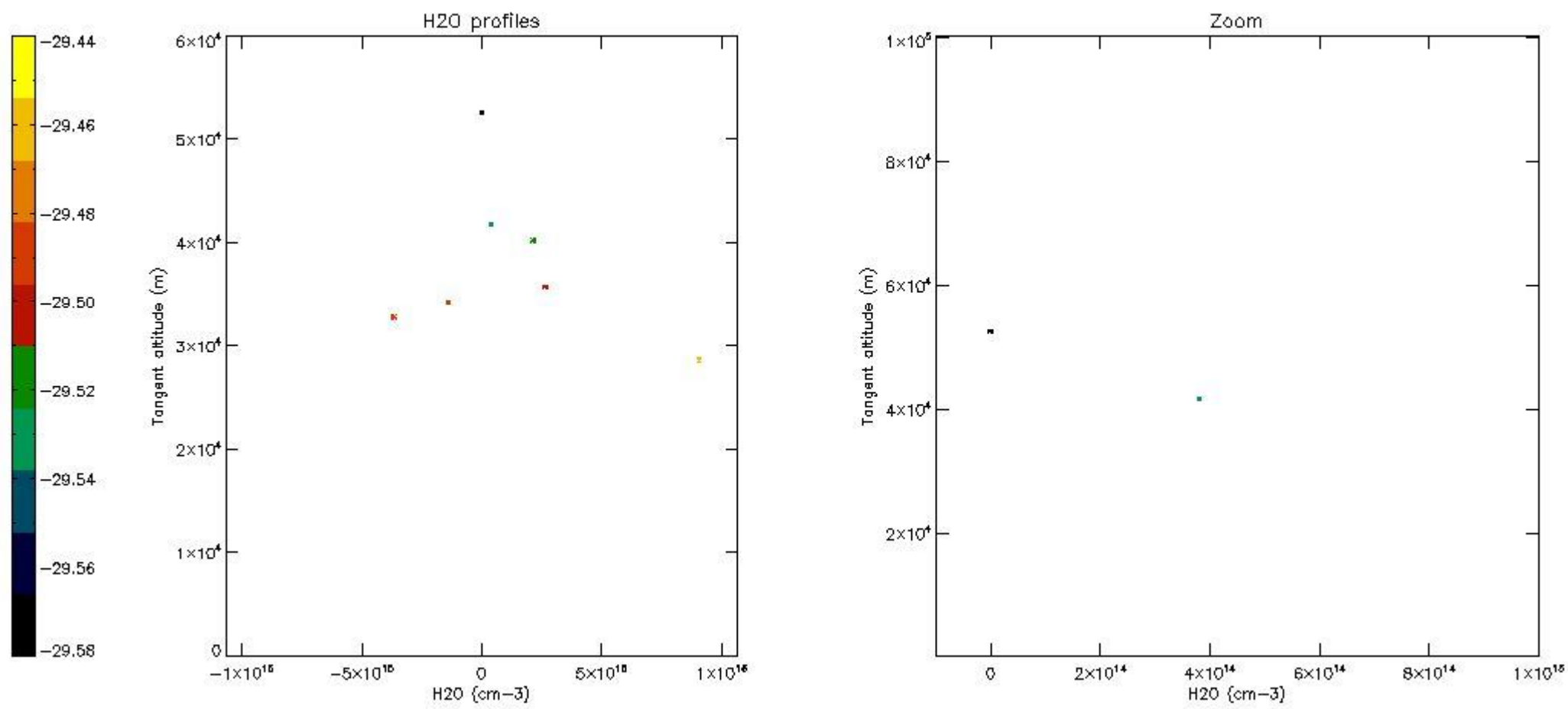
5.7 Plot NO3 profiles for all STD (dark without errors)

The colorbar represents the latitude.



5.8 Plot H₂O profiles for all STD (only for occultations of stars 1,2,3,4,13,14,16,26,63 dark without errors)

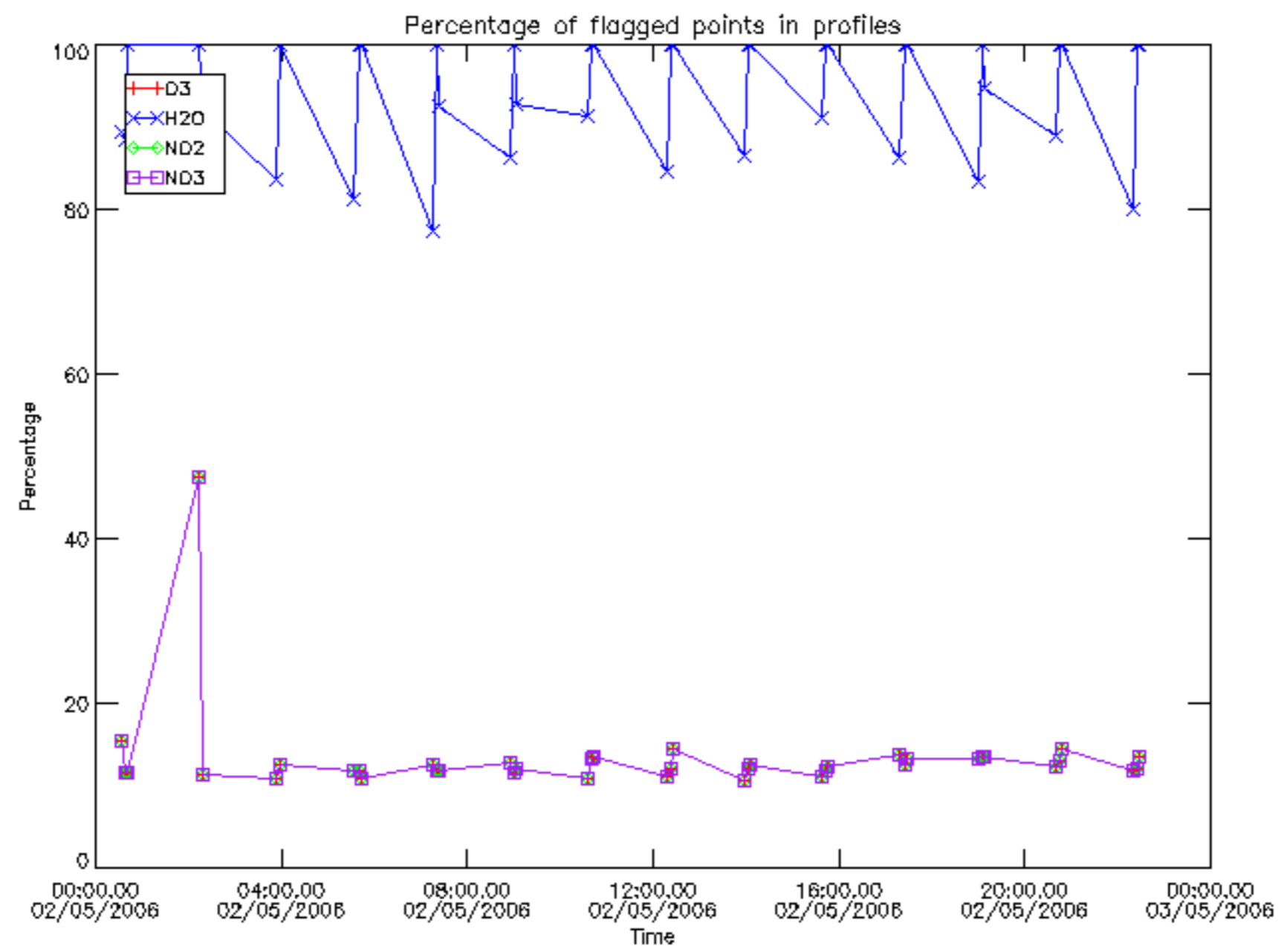
The colorbar represents the latitude.



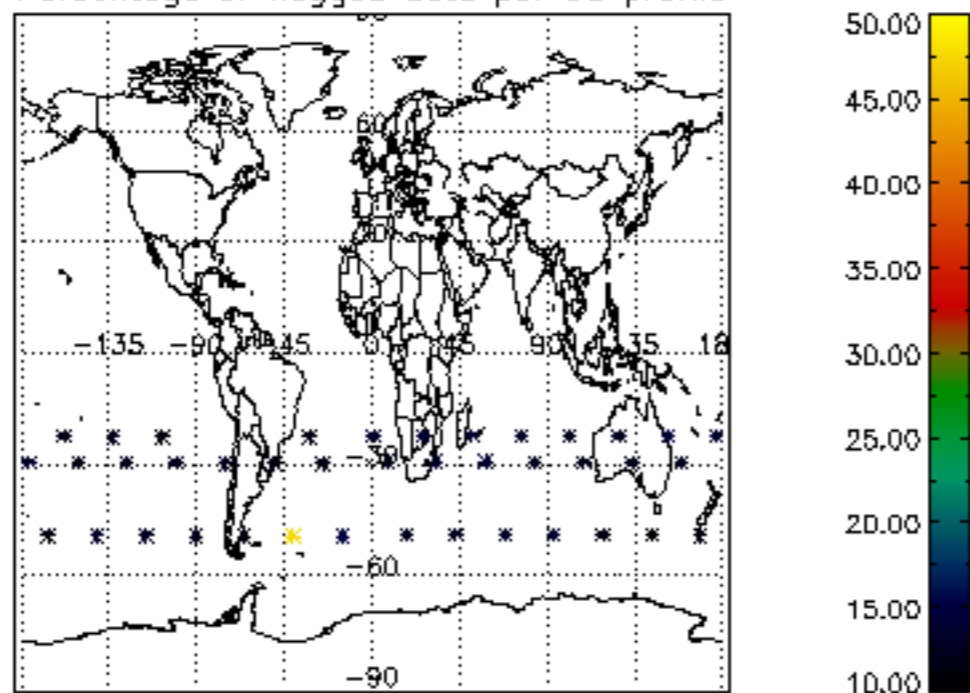
6. Auxiliary Data Files used for the production reported in section 2

The number reported in the third column indicates since which file (see list in section 2) the corresponding auxiliary file has been used. The fourth column is the date of those product files.

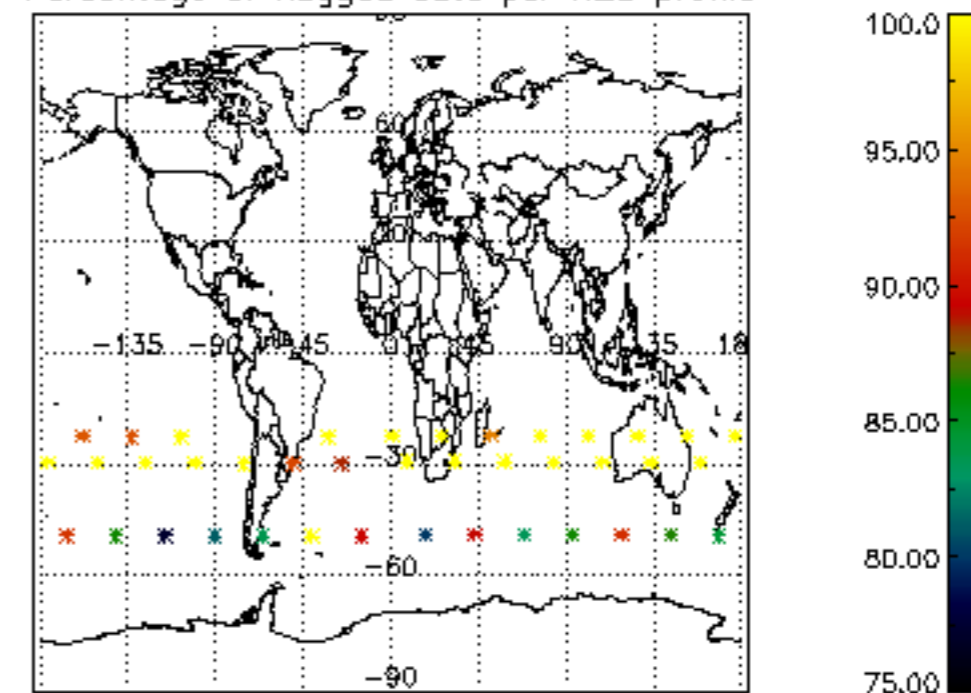
Type	Auxiliary Filename	Used since product	Used since product date
INST_PHYS_CHARACTERISTICS	GOM_INS_AXVIEC20091111_143220_20030716_120000_20500101_000000	1	02-MAY-2006 00:06:37
LEVEL-2_PROC_CONFIG	GOM_PR2_AXVIEC20091111_152718_20020301_000000_20500101_000000	1	02-MAY-2006 00:06:37
CROSS_SECTIONS_FILE	GOM_CRS_AXVIEC20091111_154832_20020301_000000_20500101_000000	1	02-MAY-2006 00:06:37



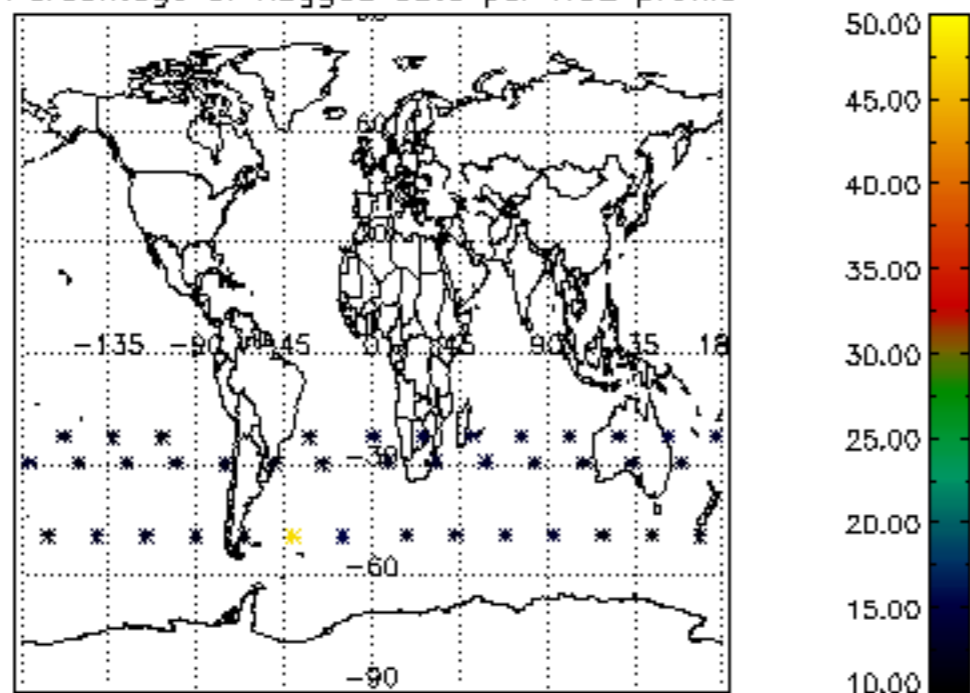
Percentage of flagged data per D3 profile



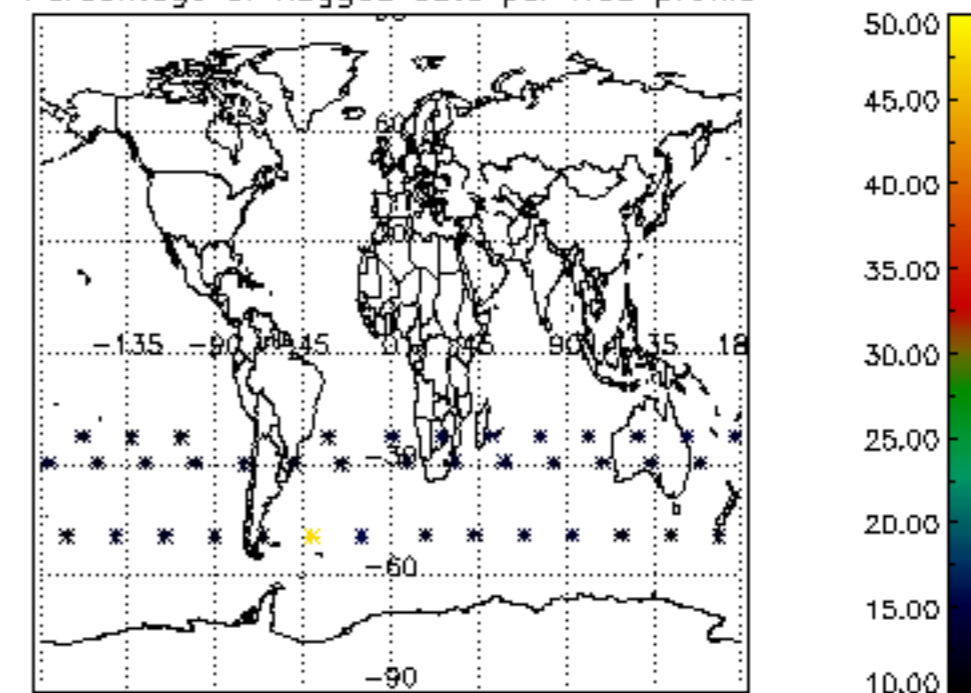
Percentage of flagged data per H2O profile

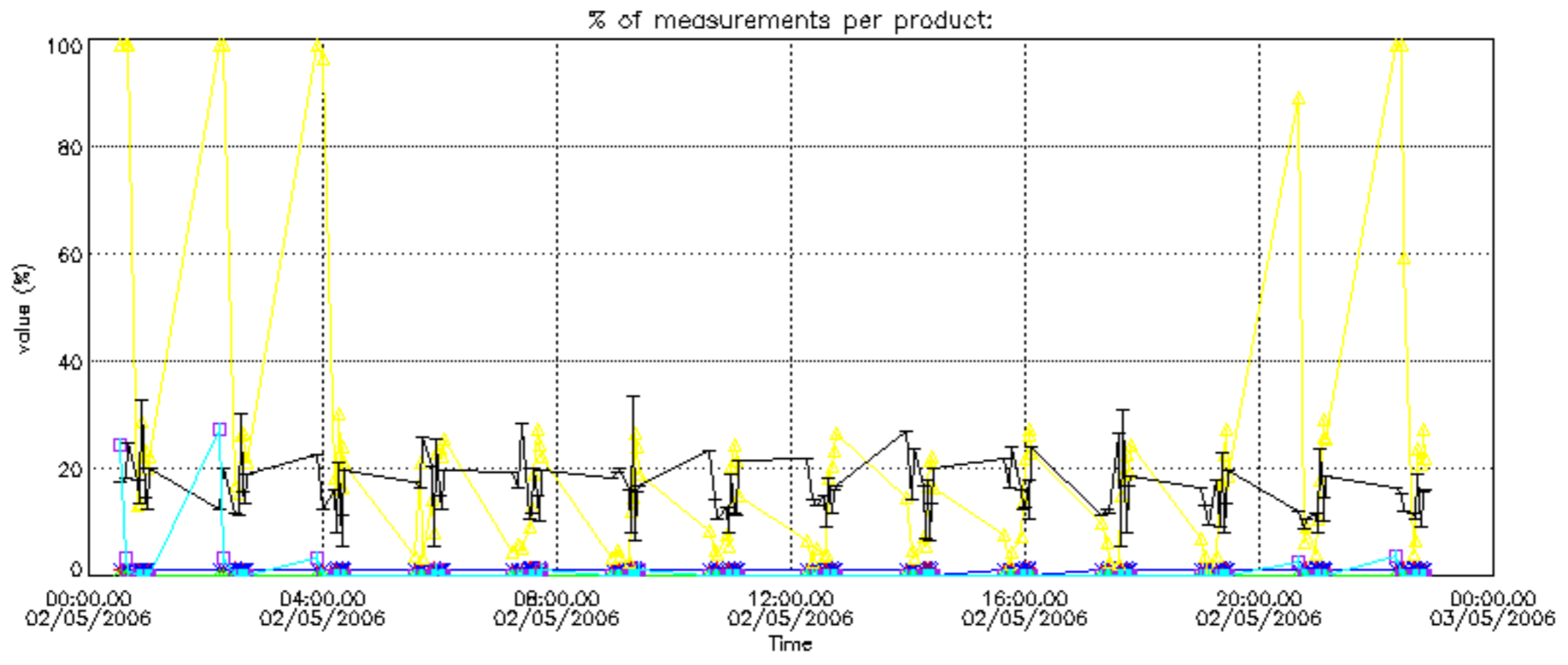


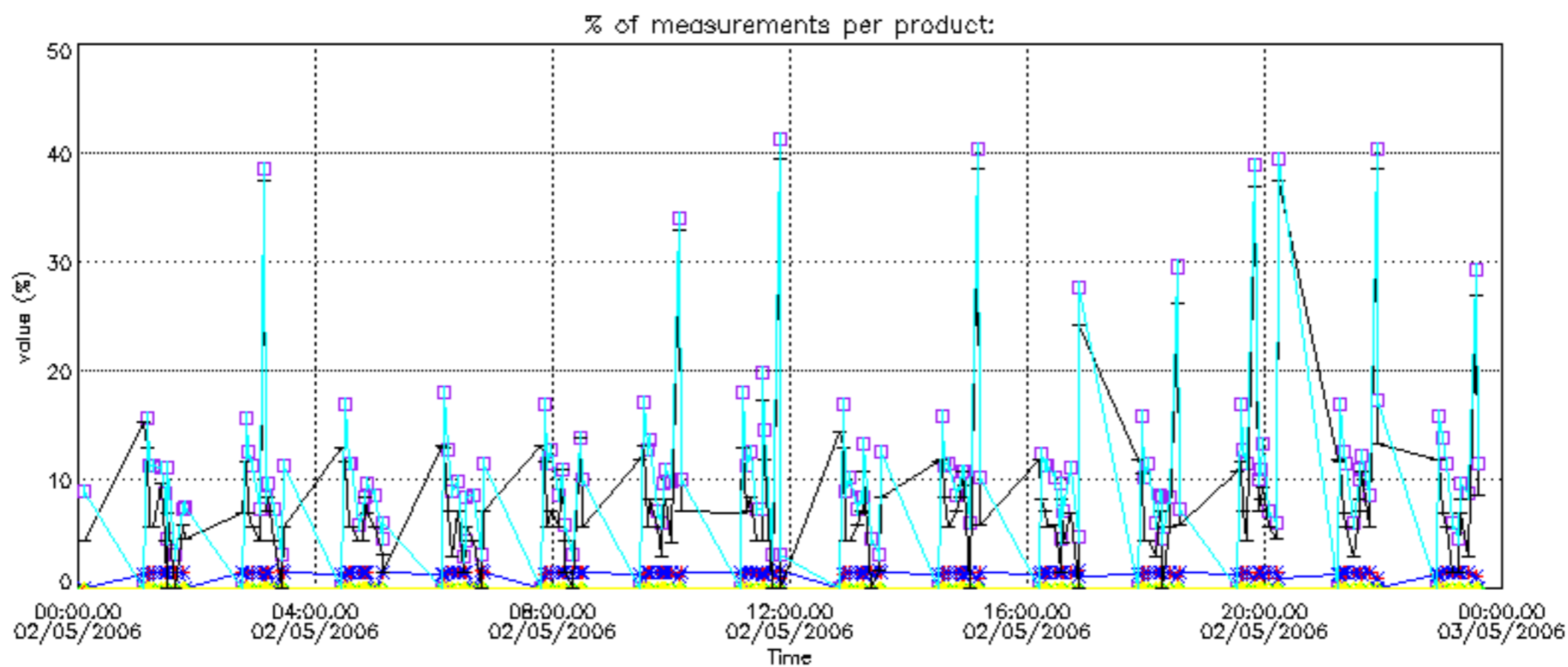
Percentage of flagged data per NO2 profile



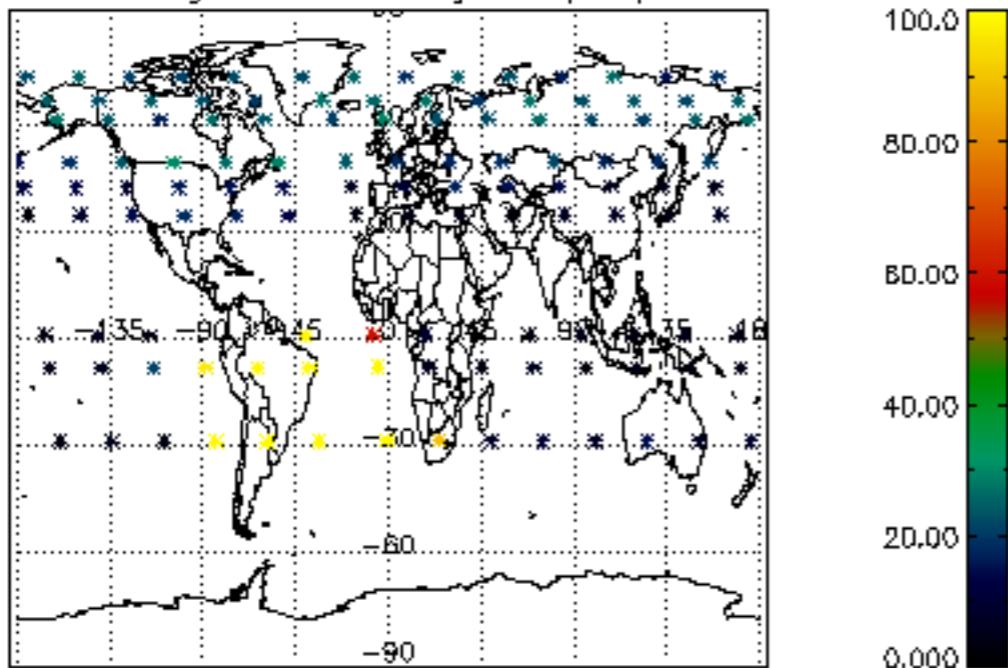
Percentage of flagged data per NO3 profile



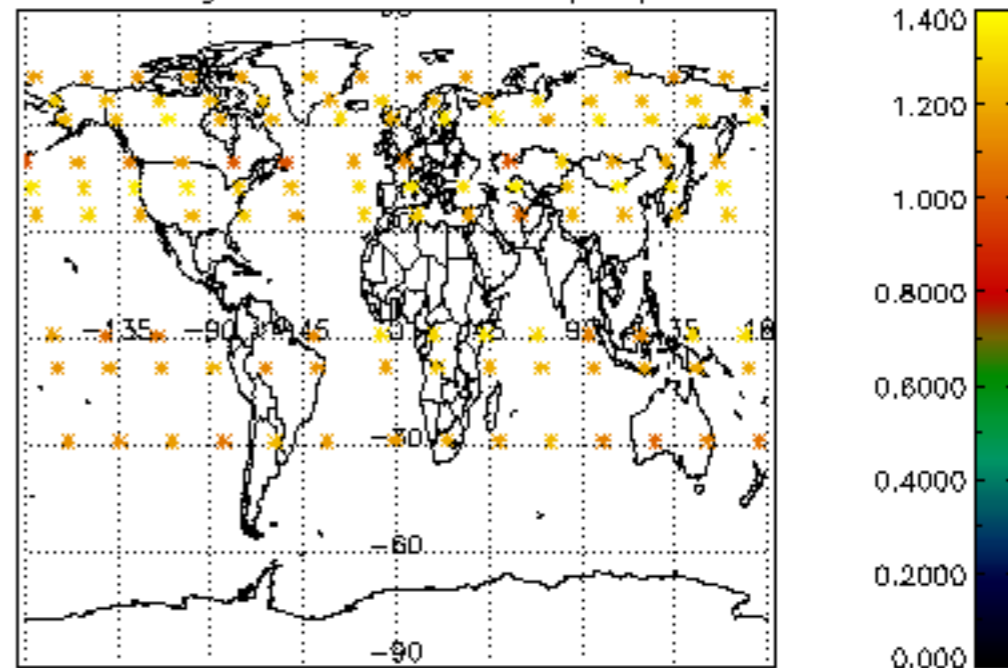




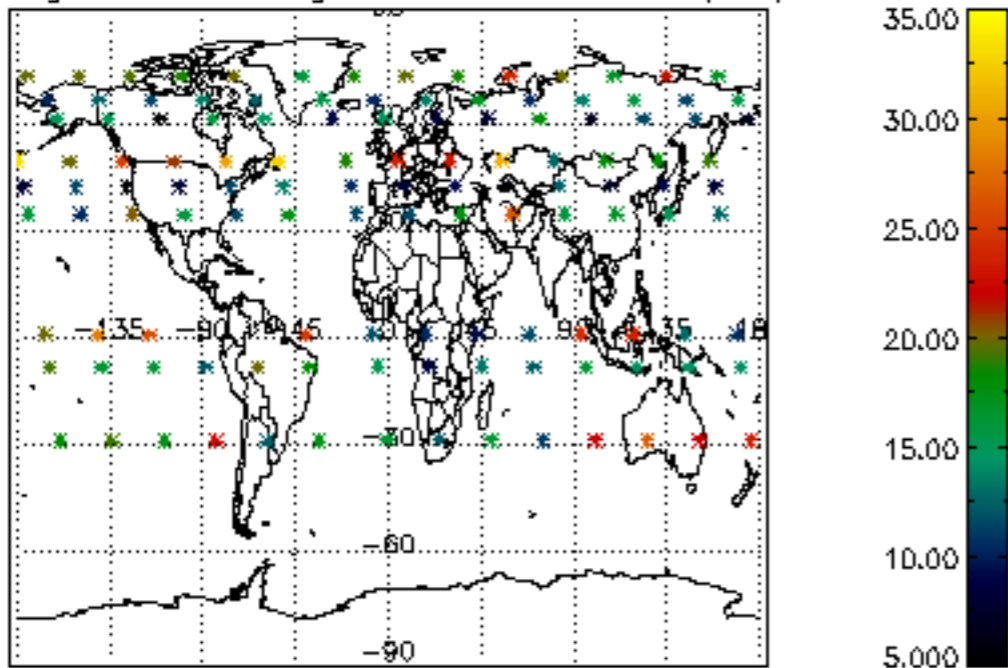
Percentage of cosmic ray hits per profile



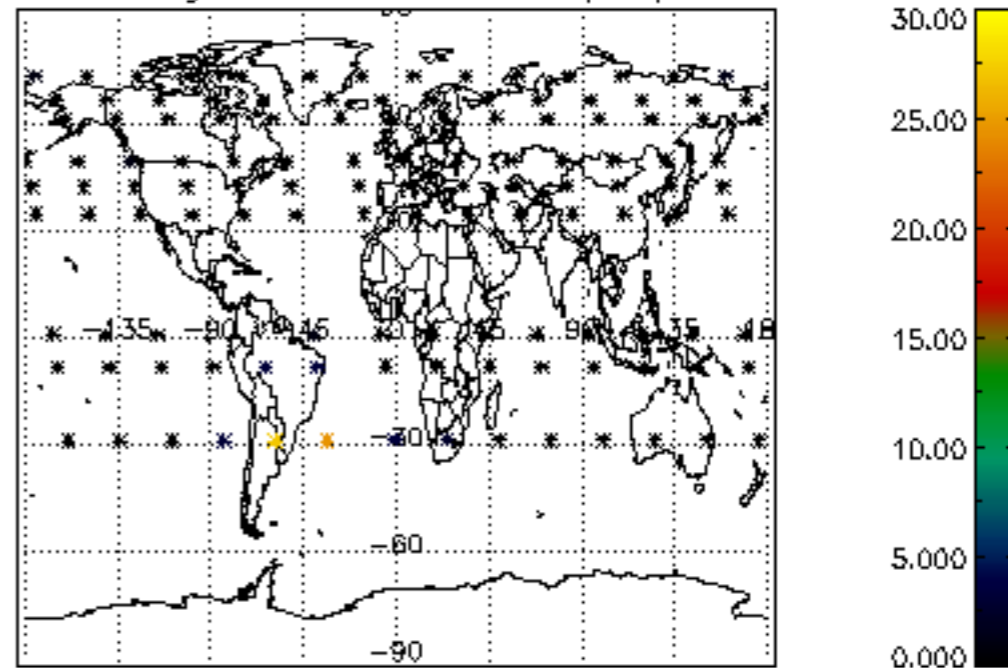
Percentage of datation errors per profile



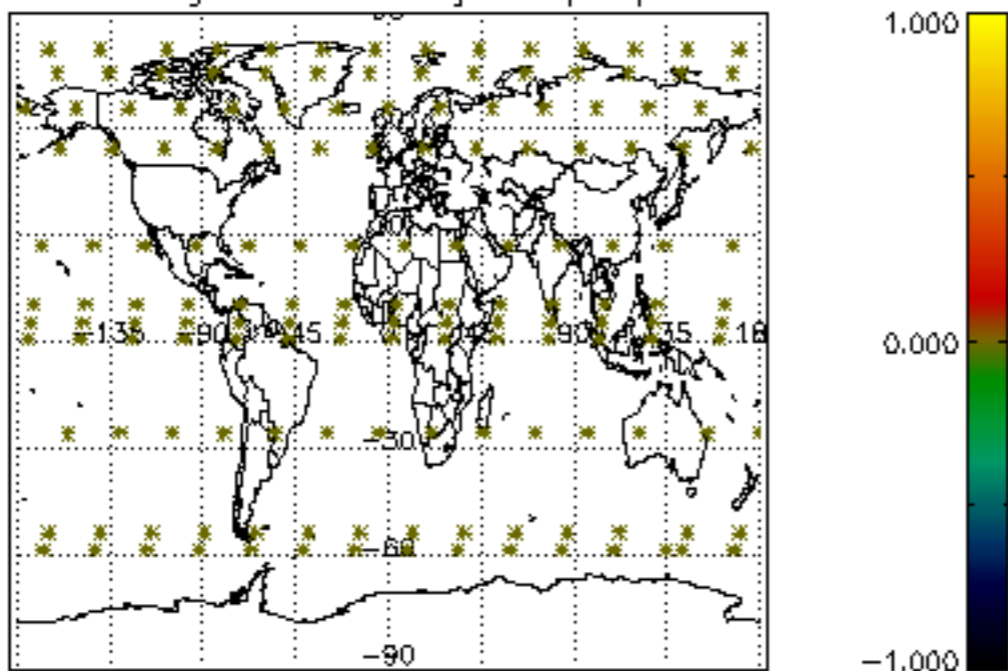
Percentage of star falling outside central band per profile



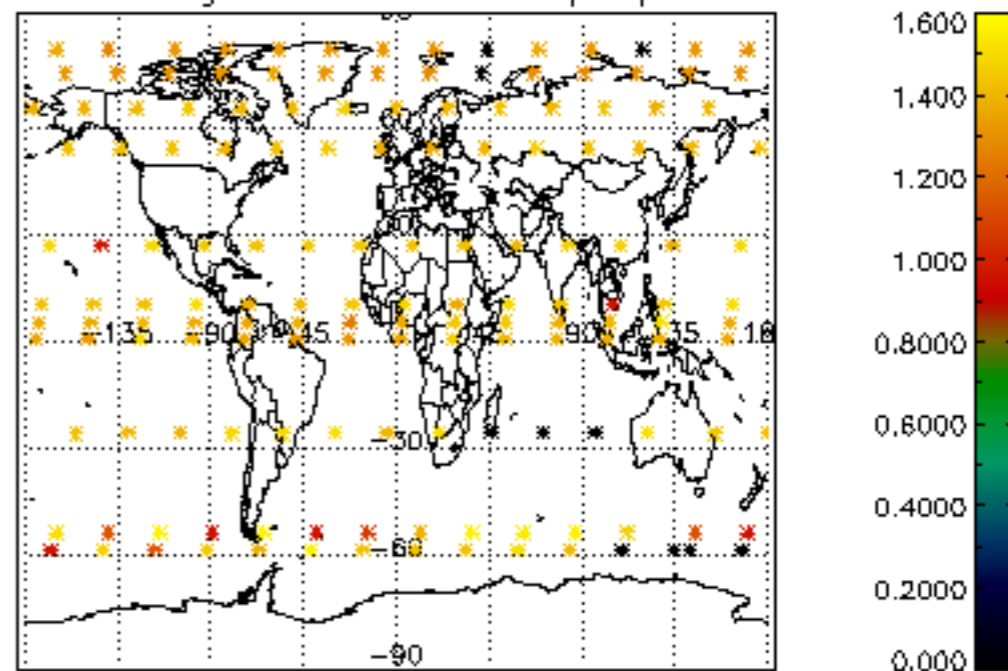
Percentage of saturation errors per profile



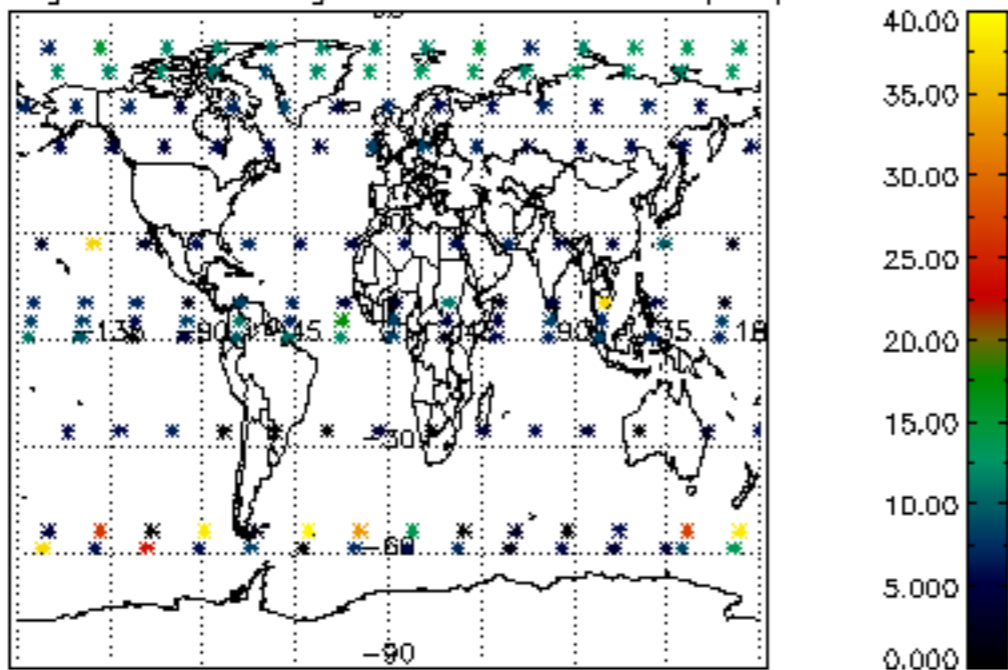
Percentage of cosmic ray hits per profile



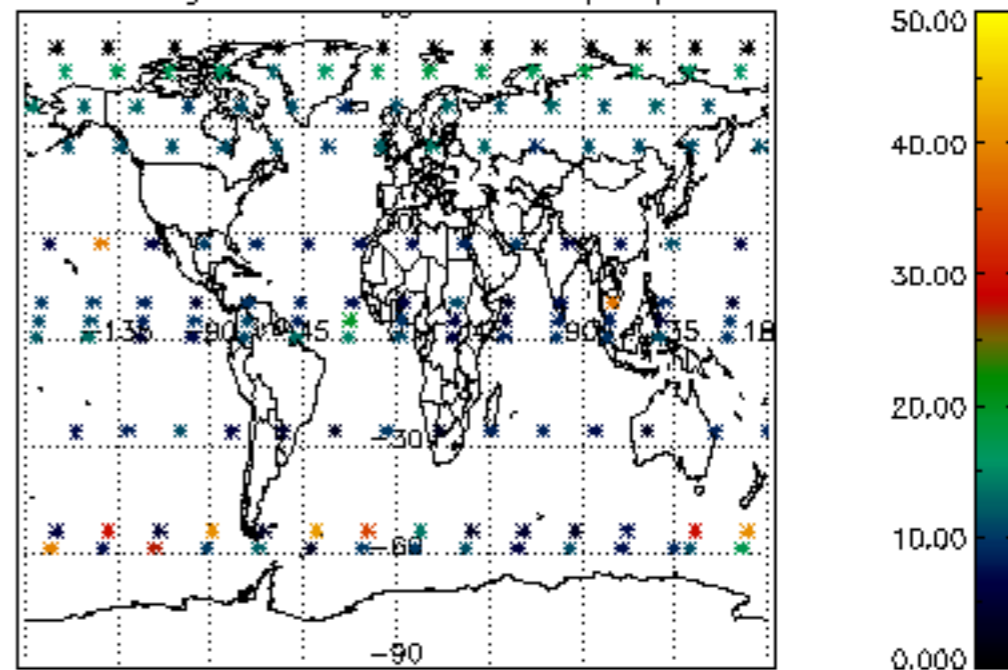
Percentage of datation errors per profile

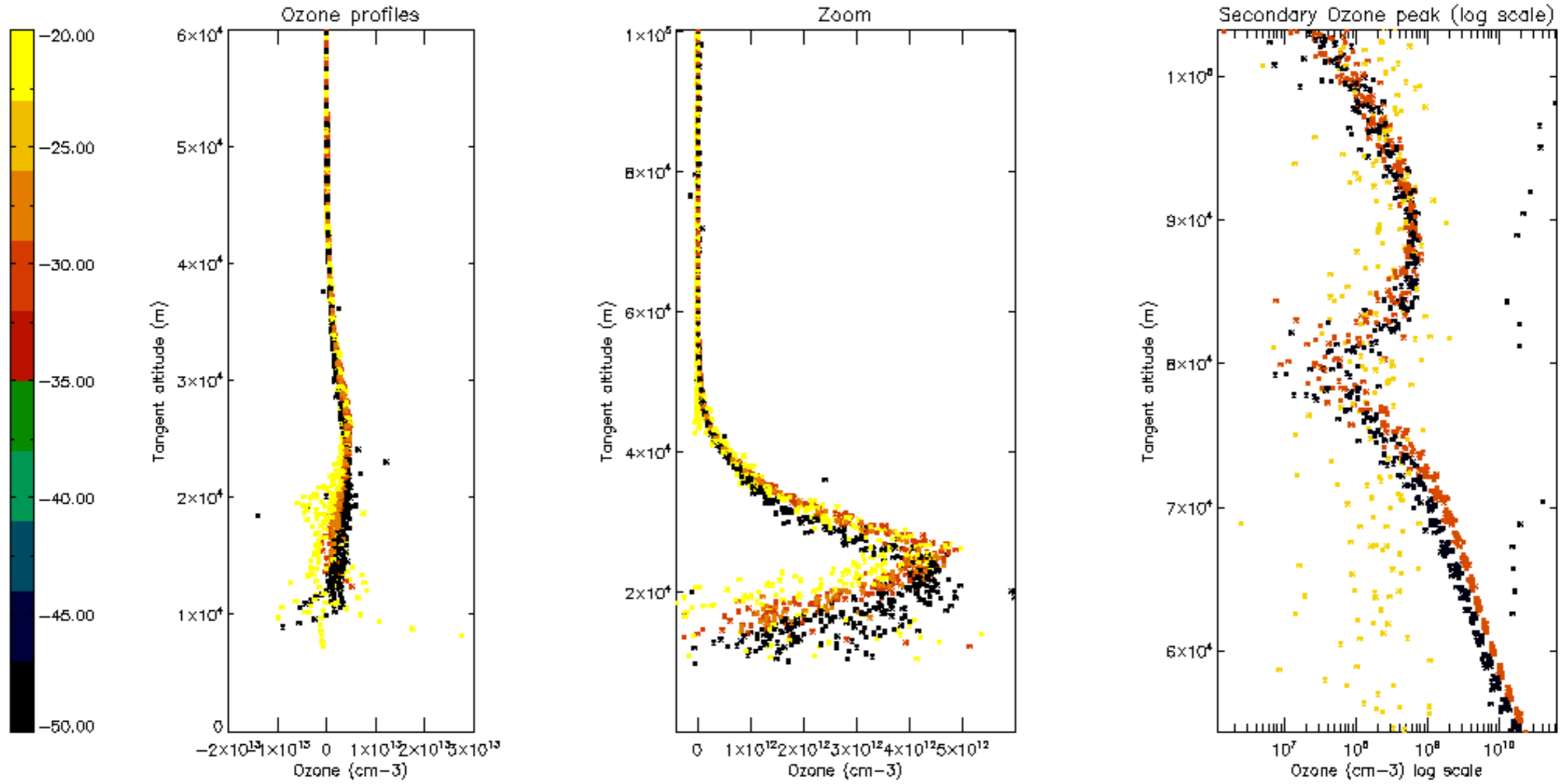


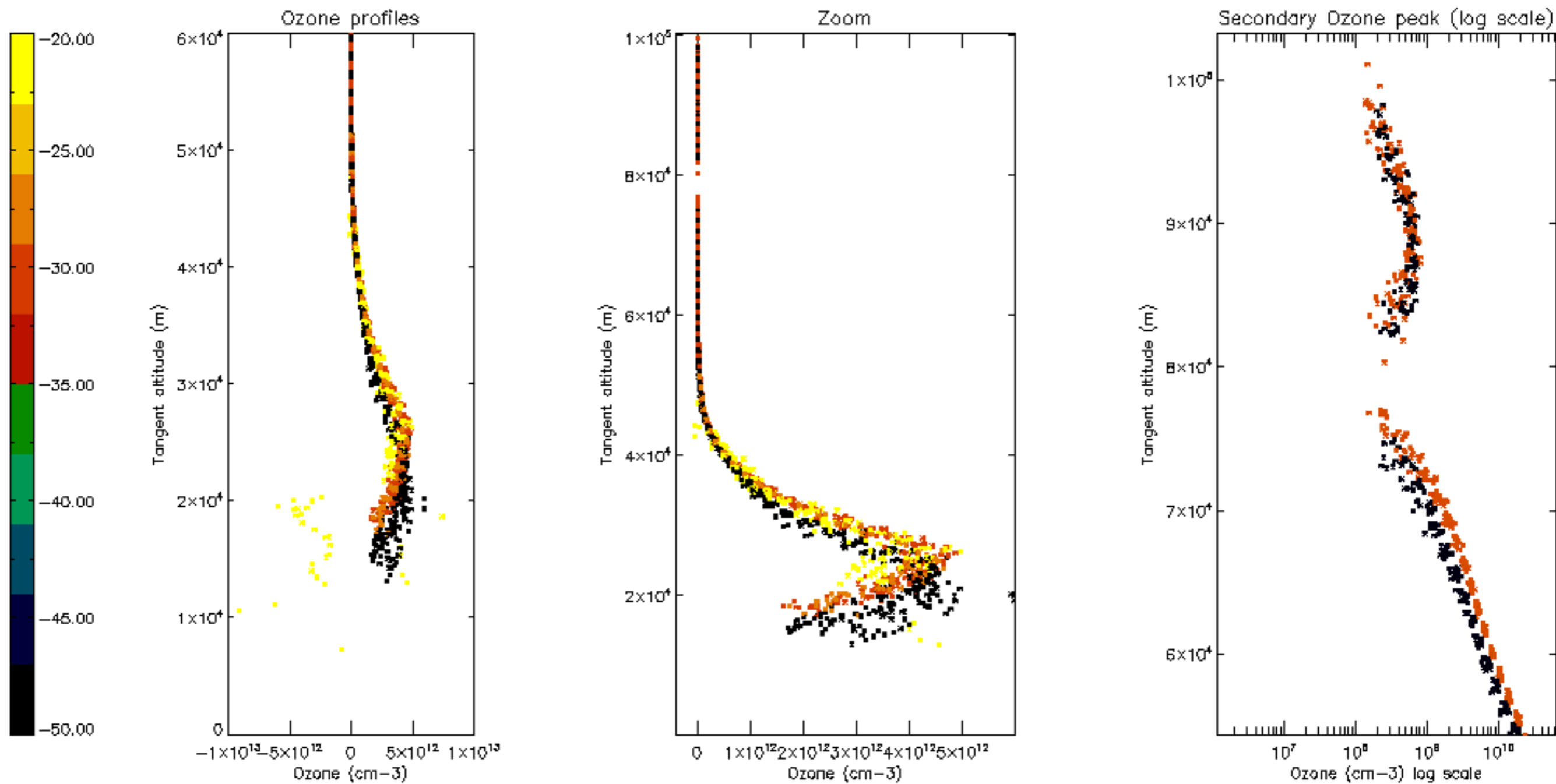
Percentage of star falling outside central band per profile

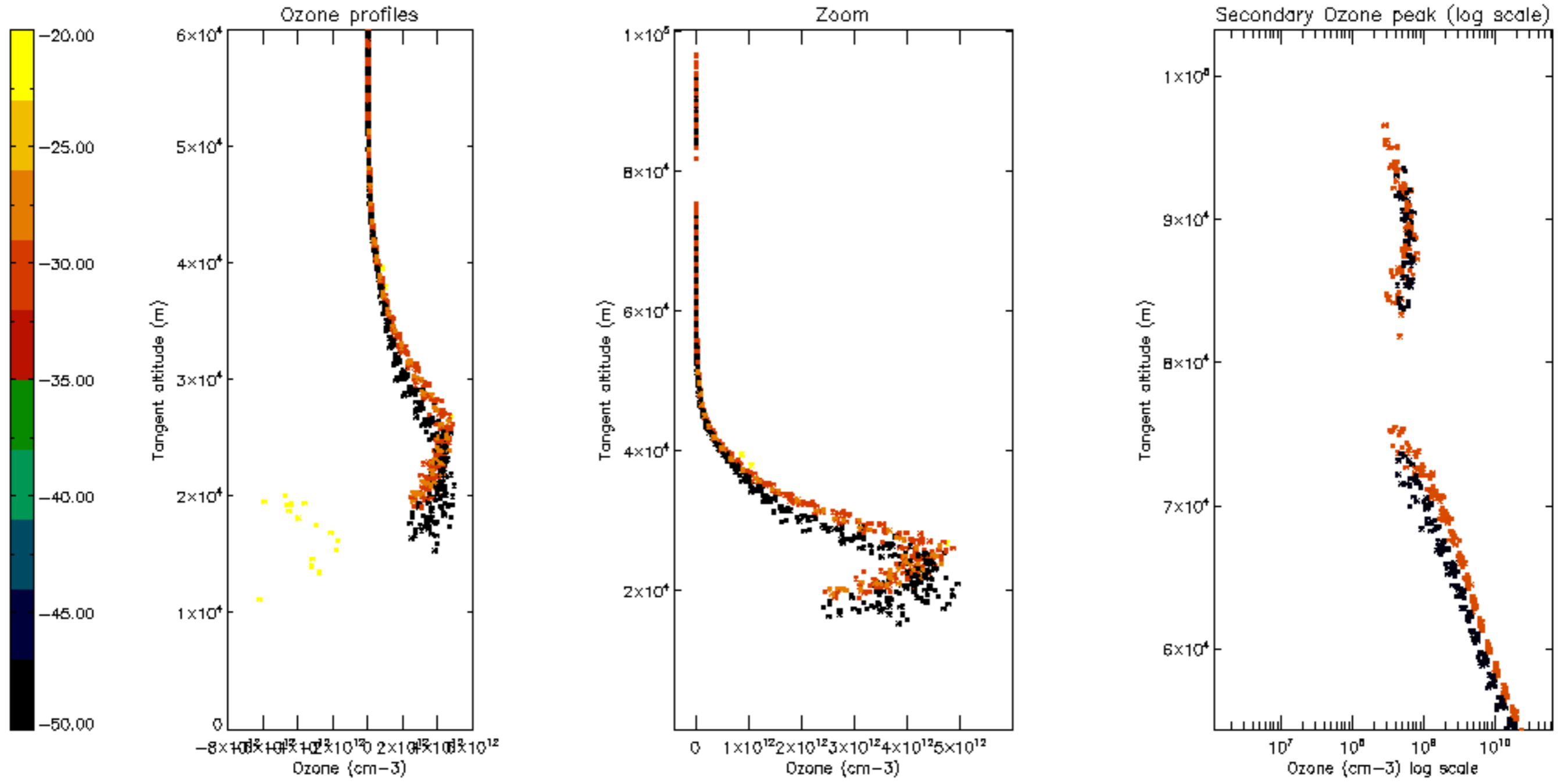


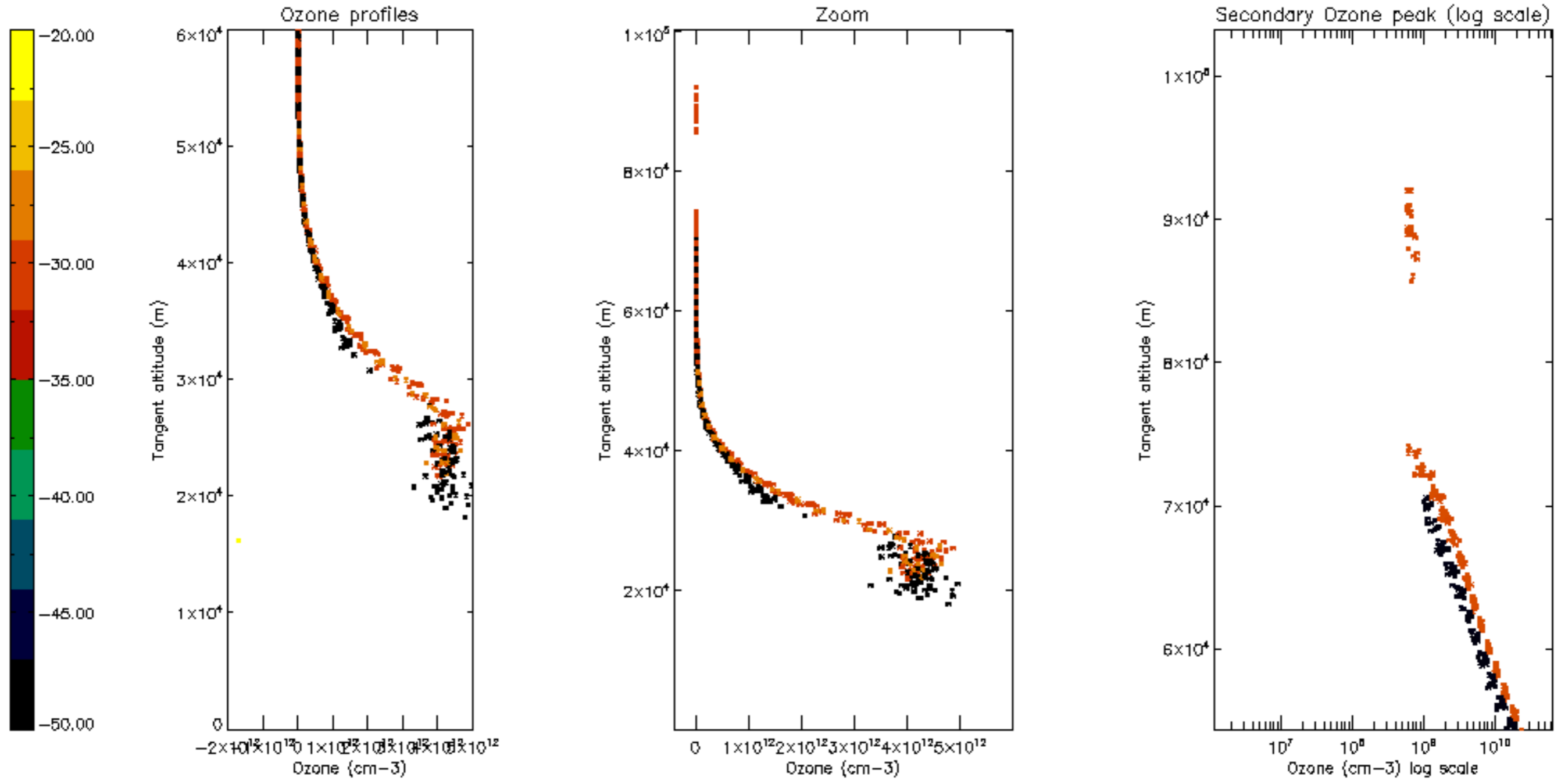
Percentage of saturation errors per profile

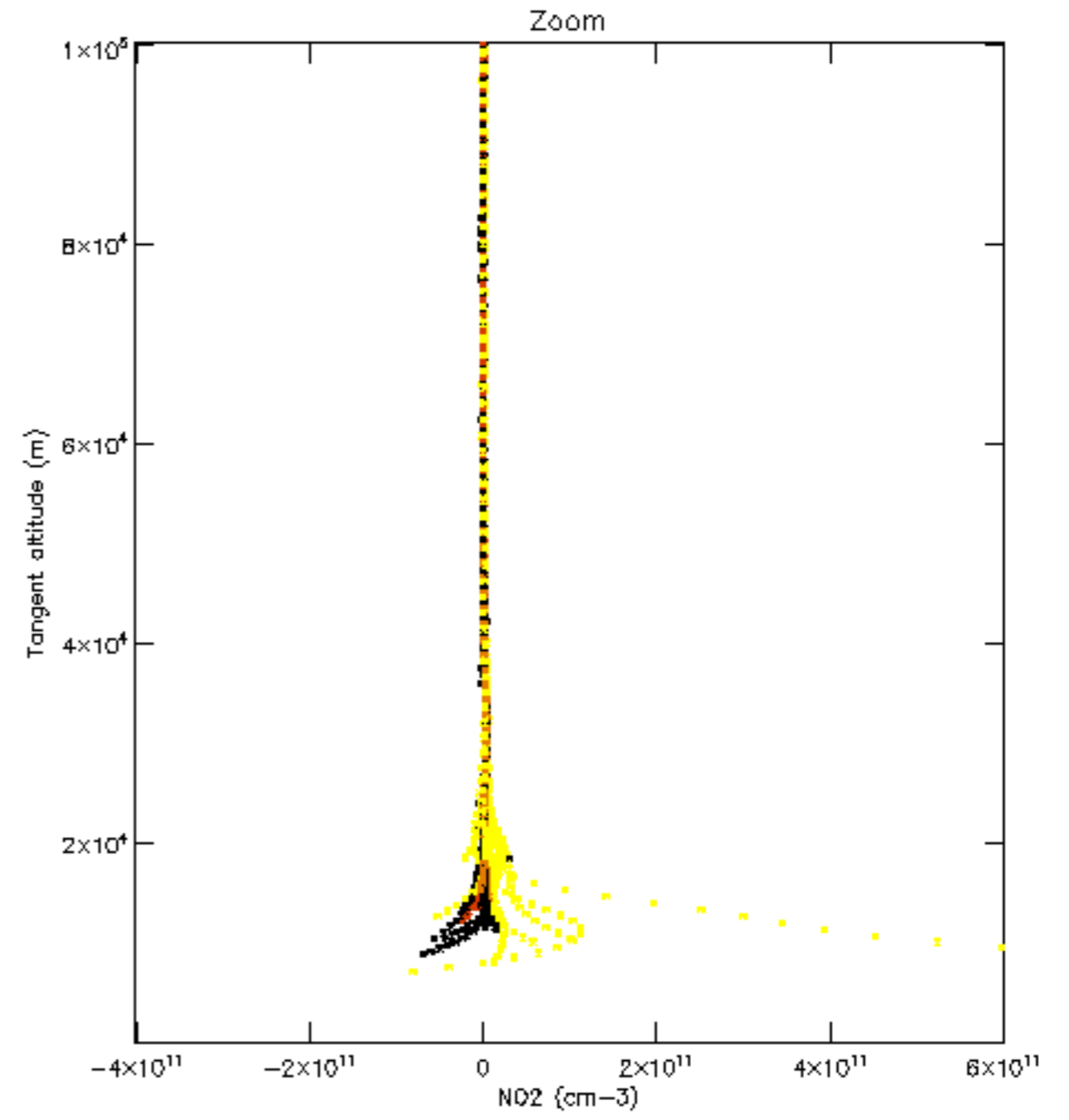
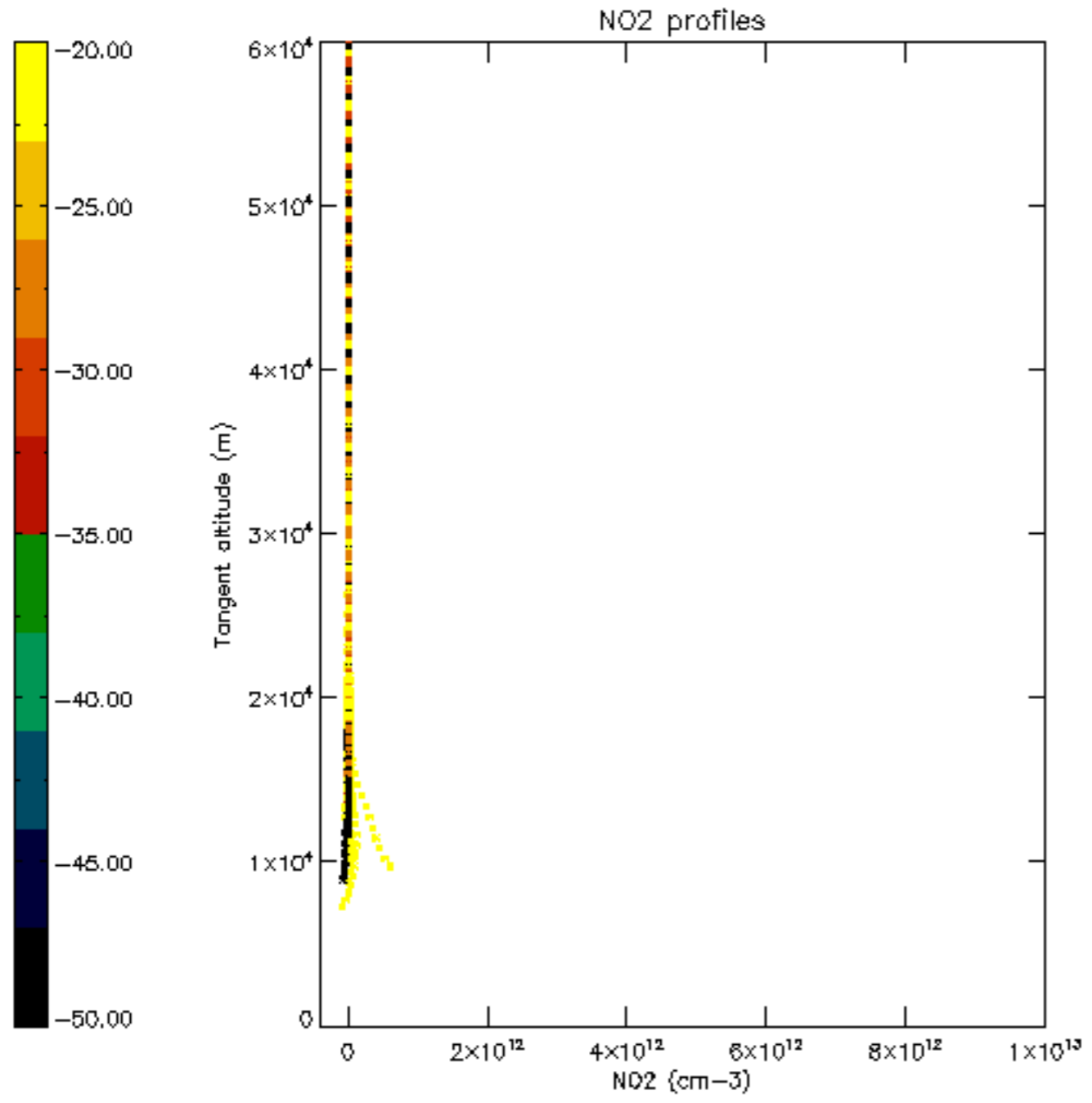


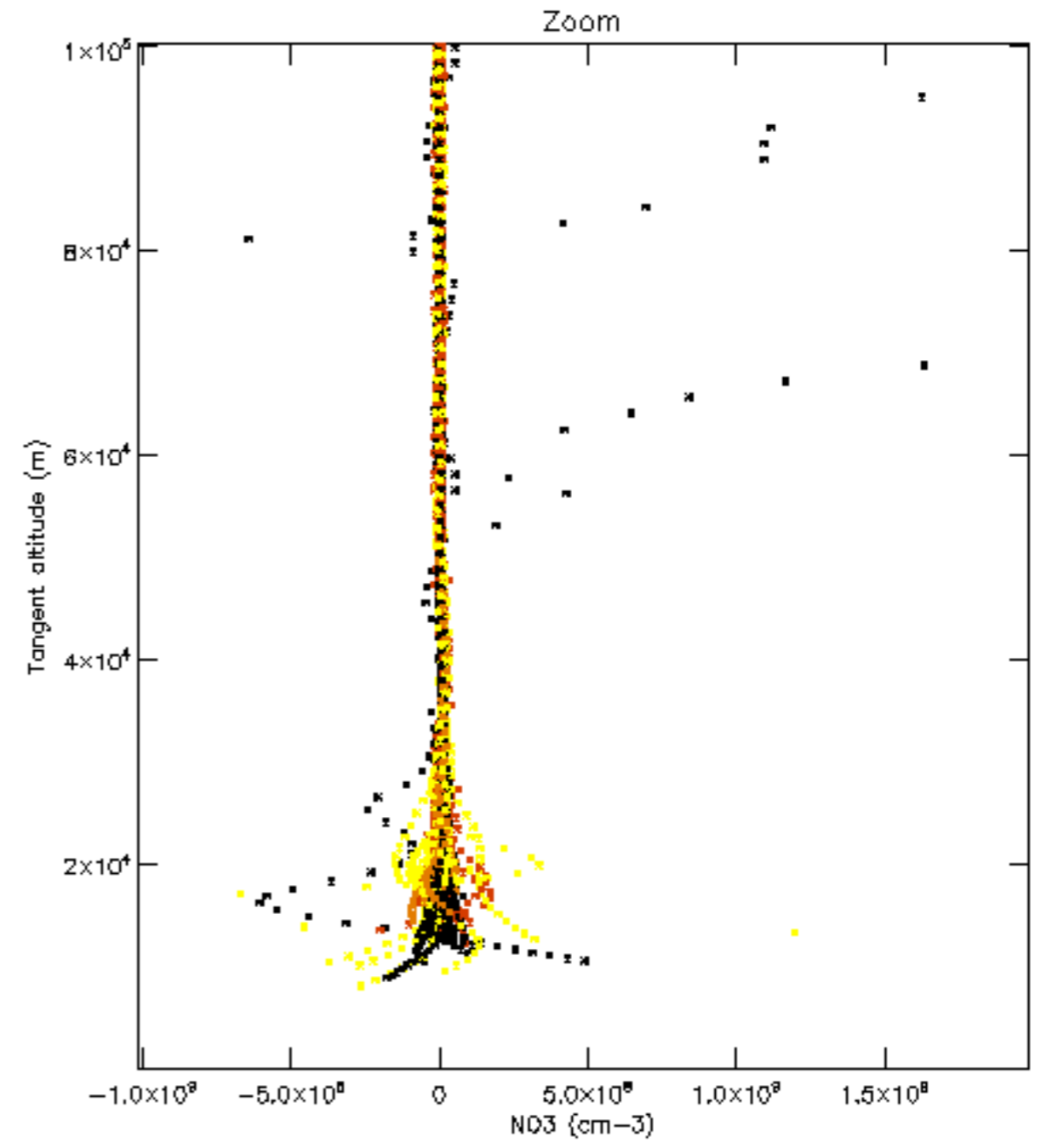
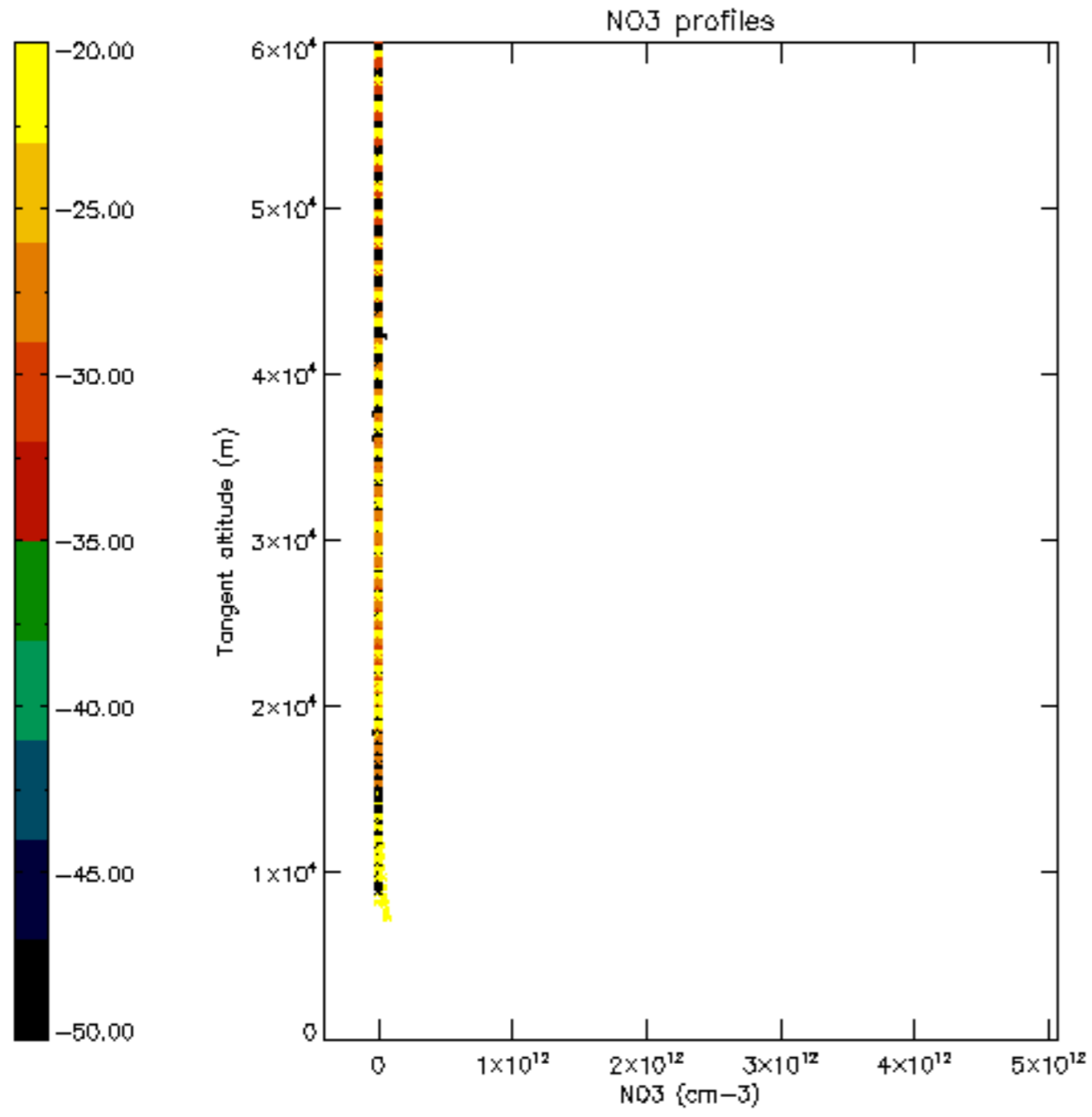


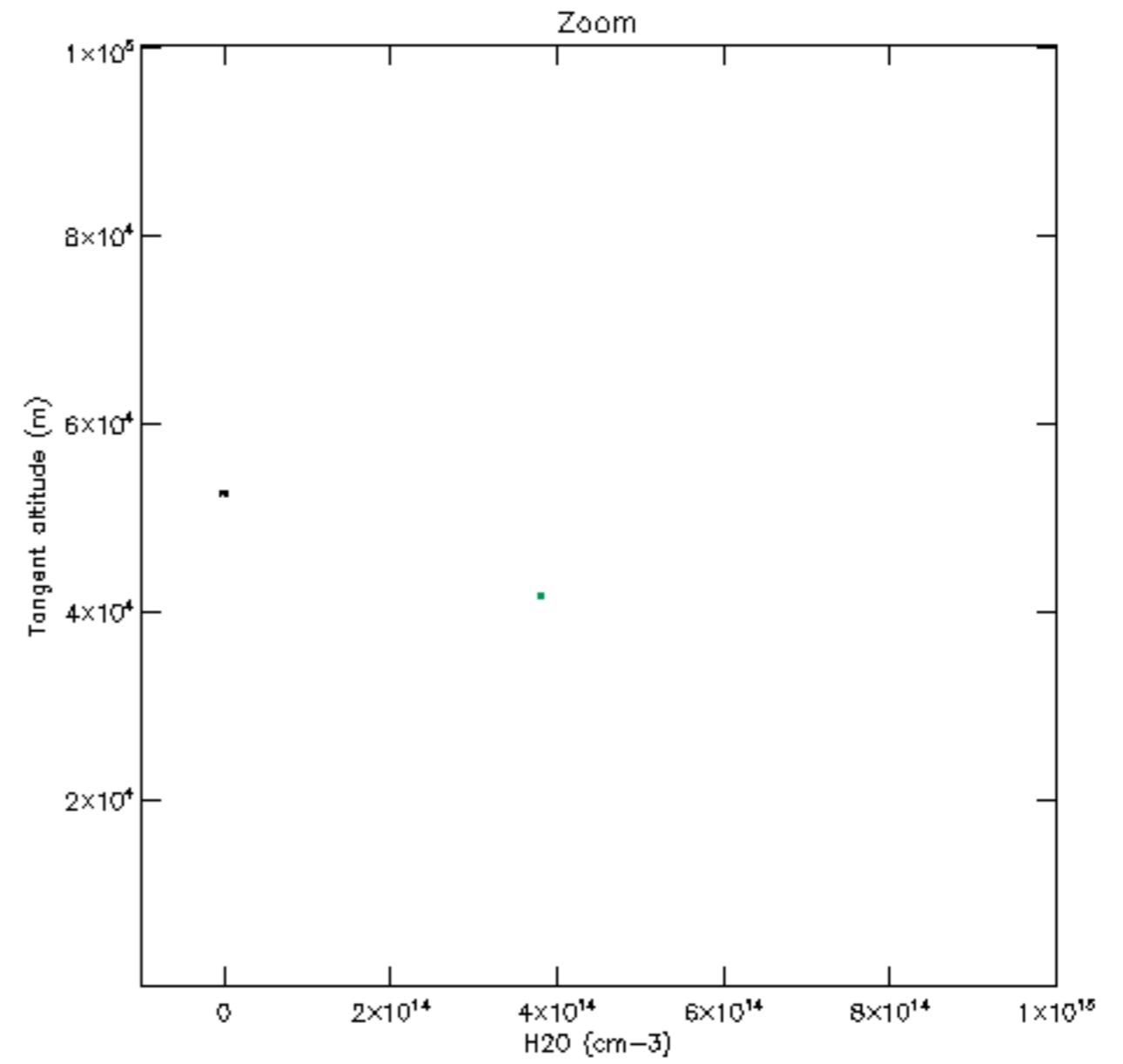
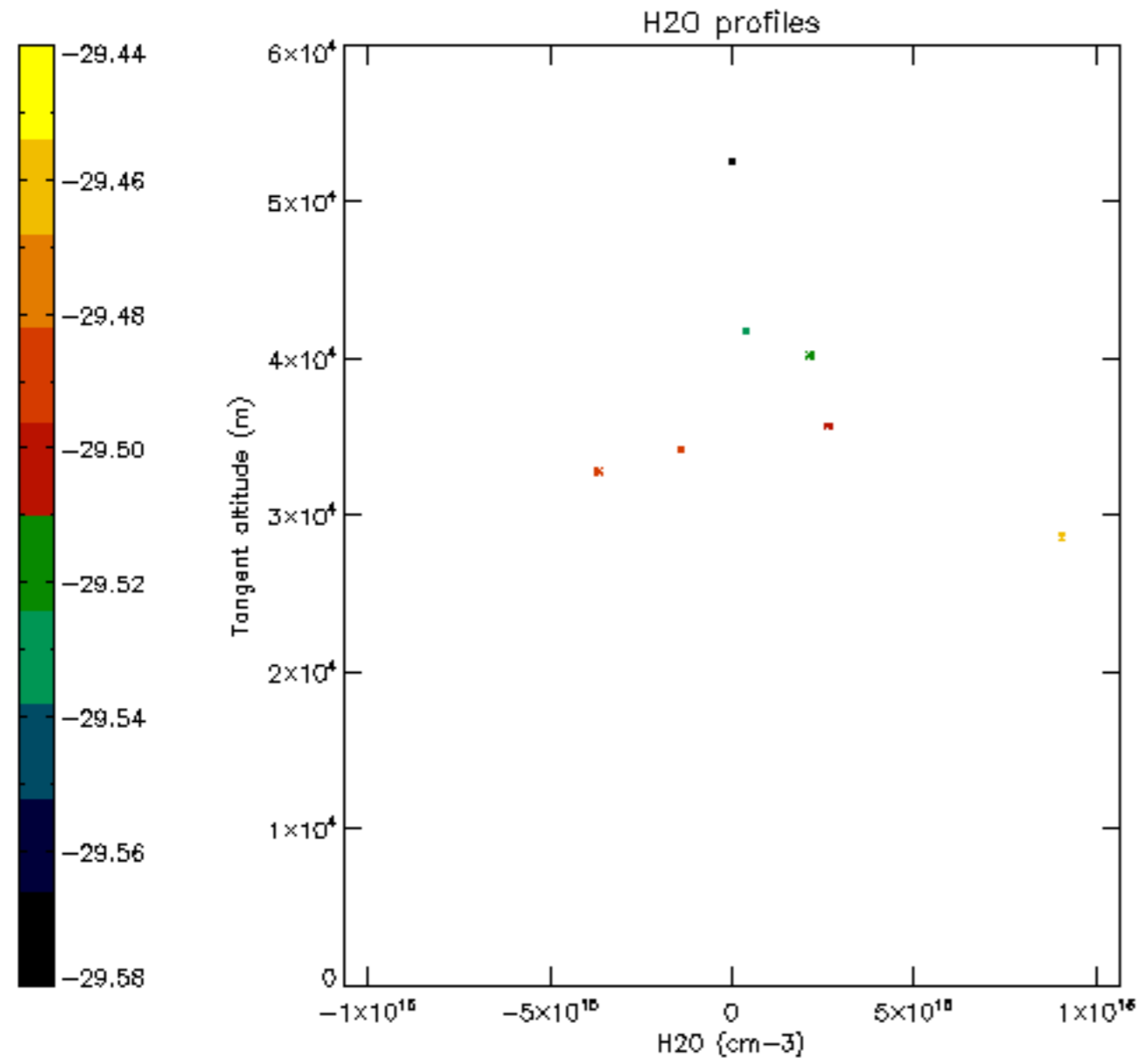


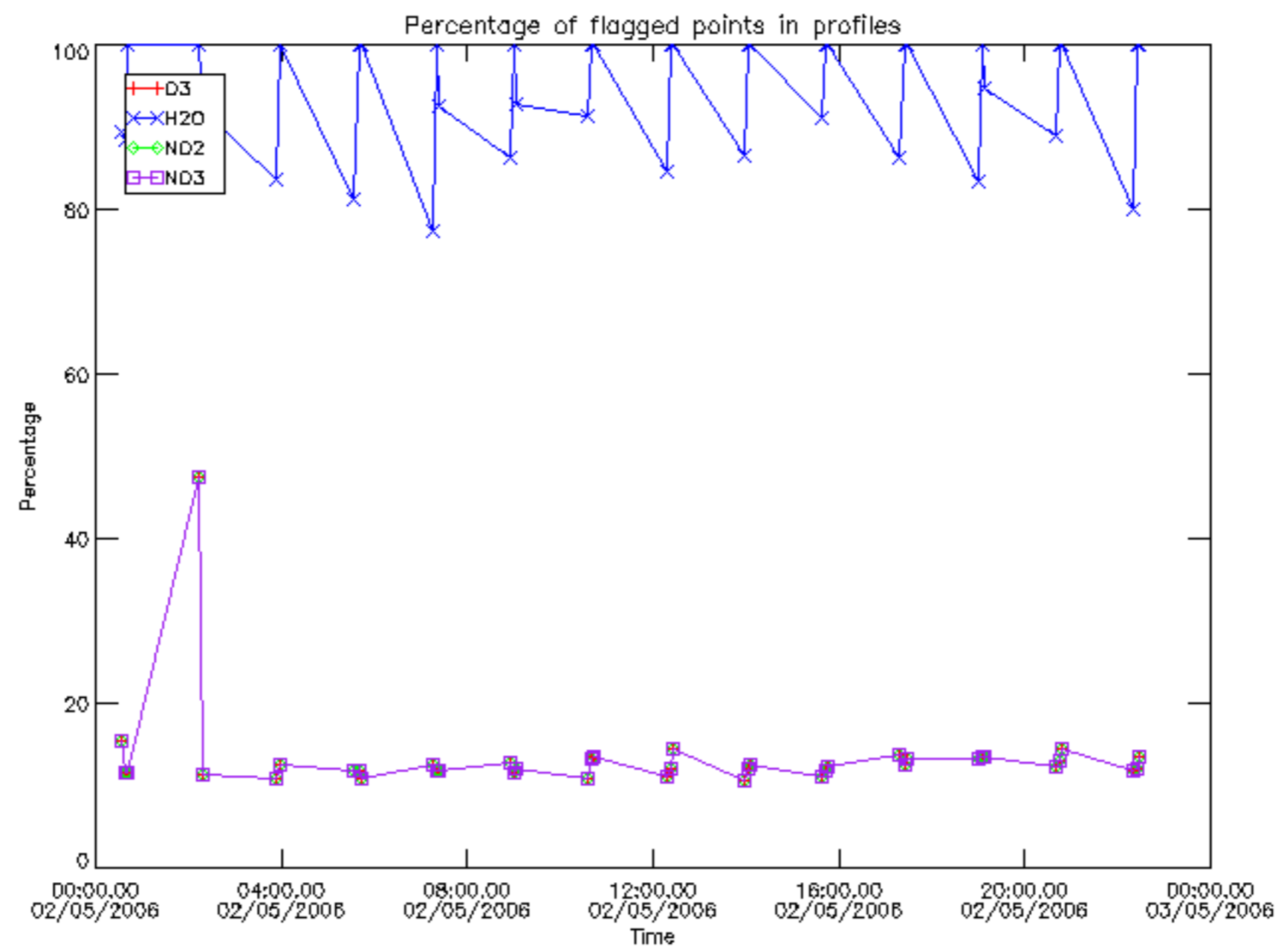




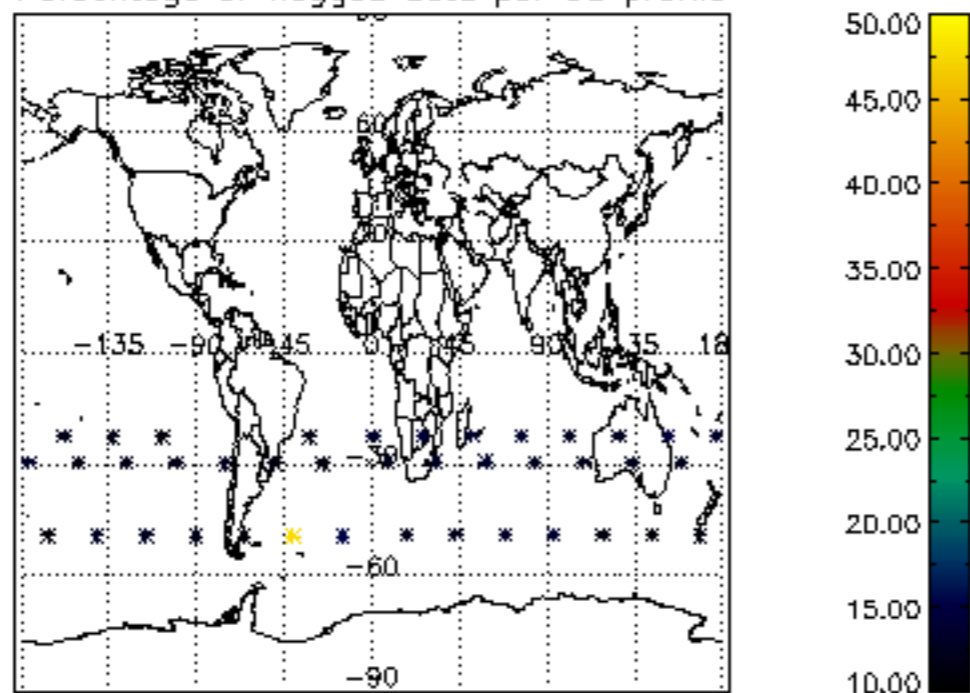




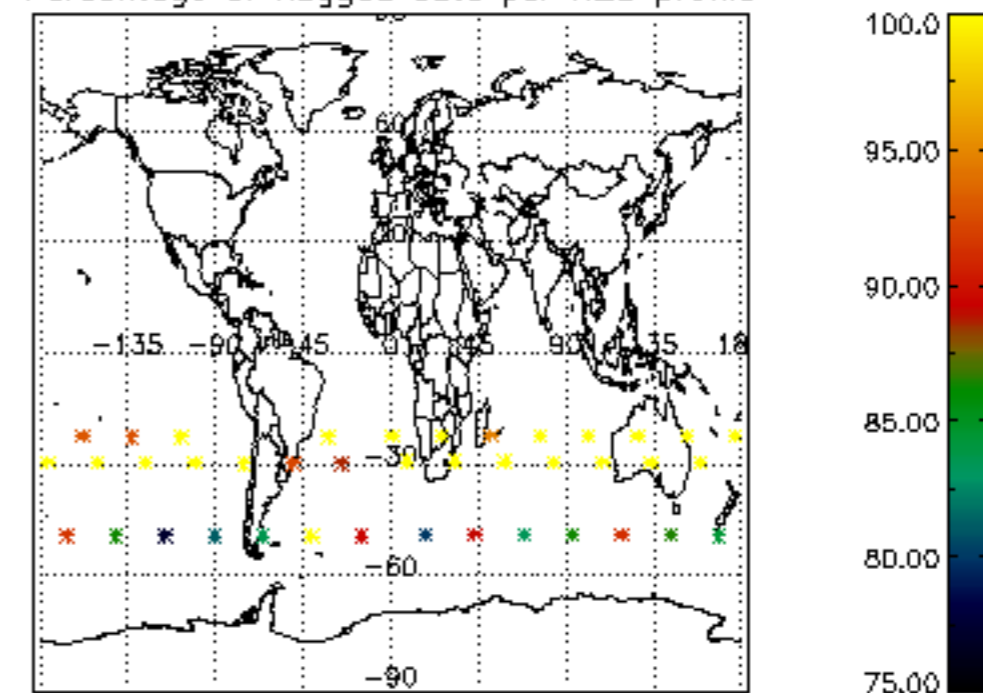




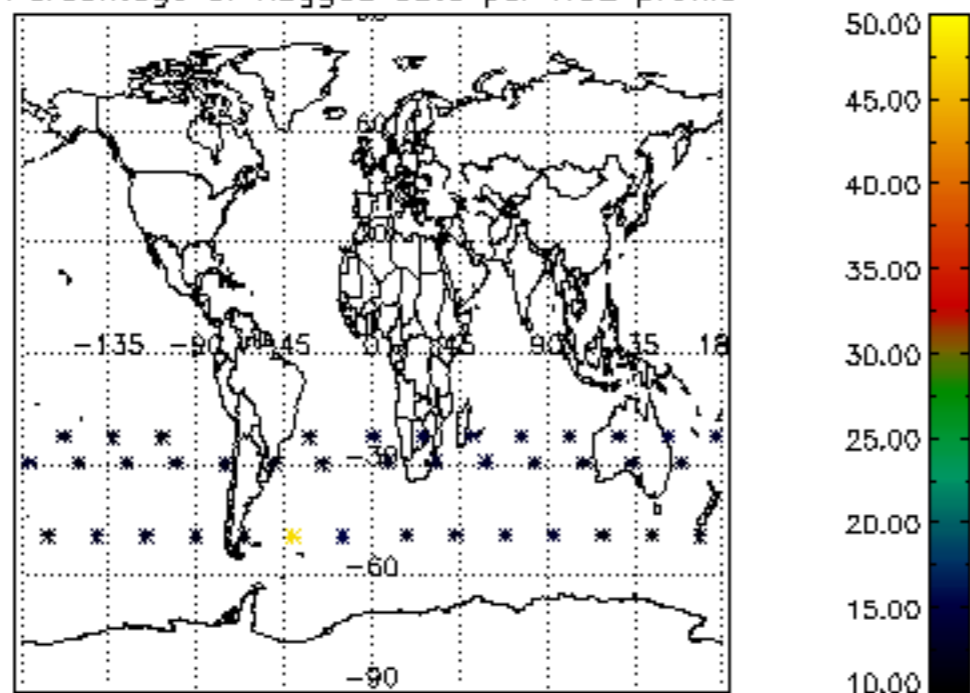
Percentage of flagged data per D3 profile



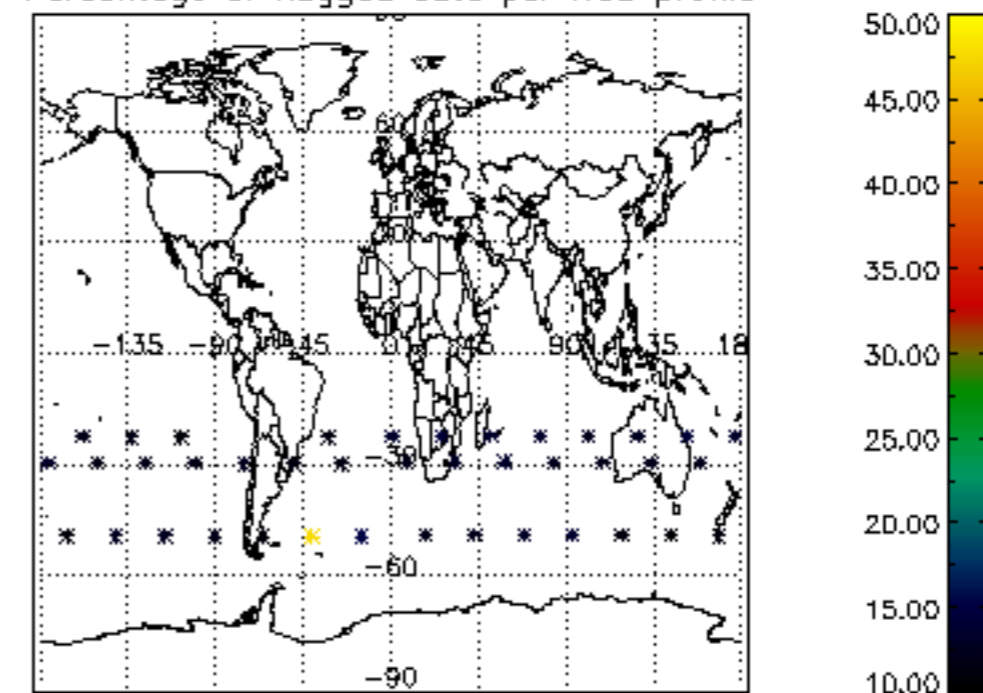
Percentage of flagged data per H2O profile

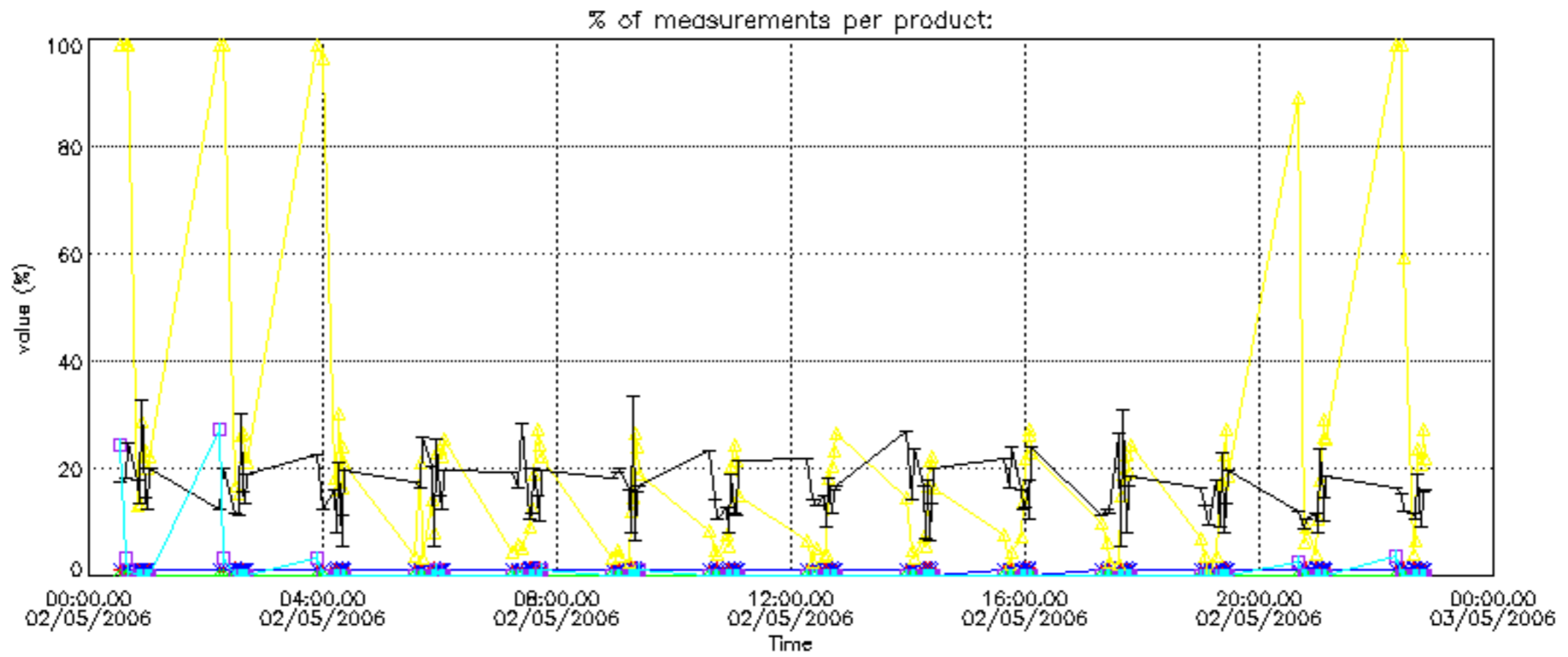


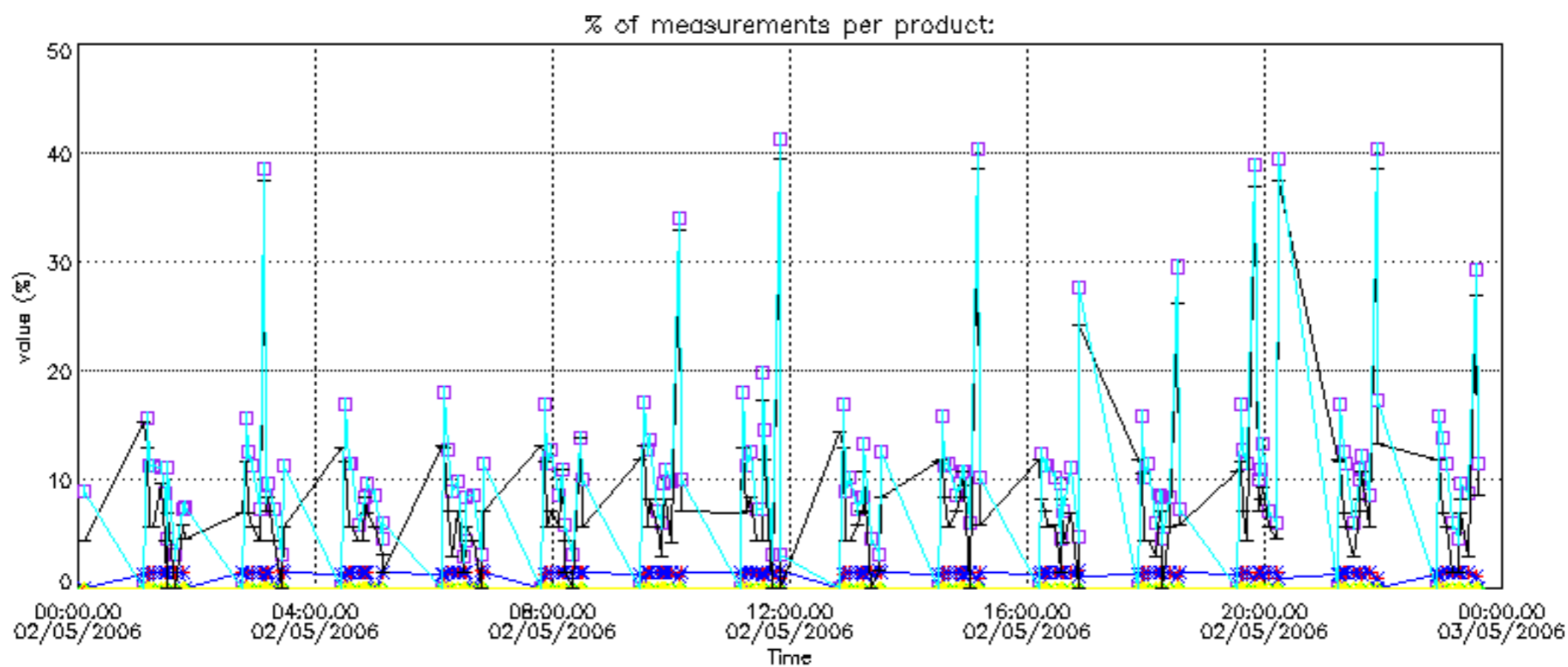
Percentage of flagged data per NO2 profile



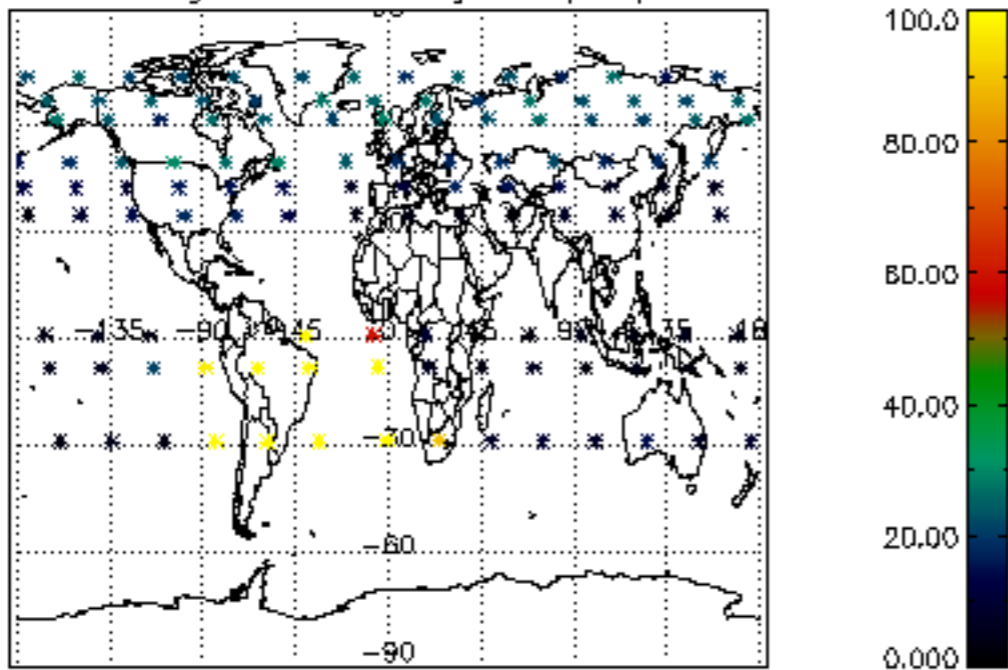
Percentage of flagged data per NO3 profile



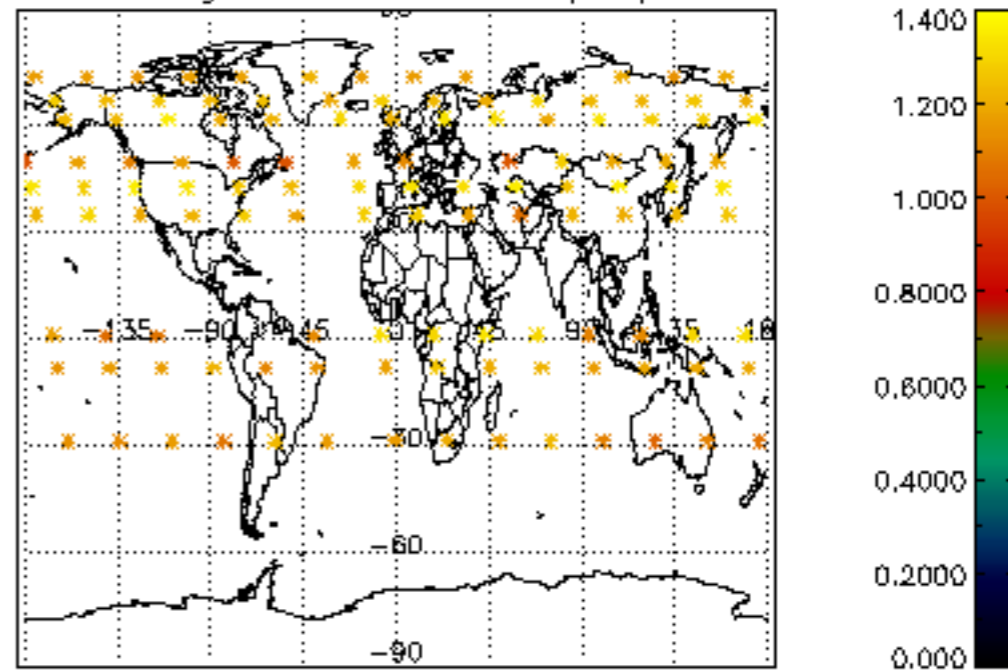




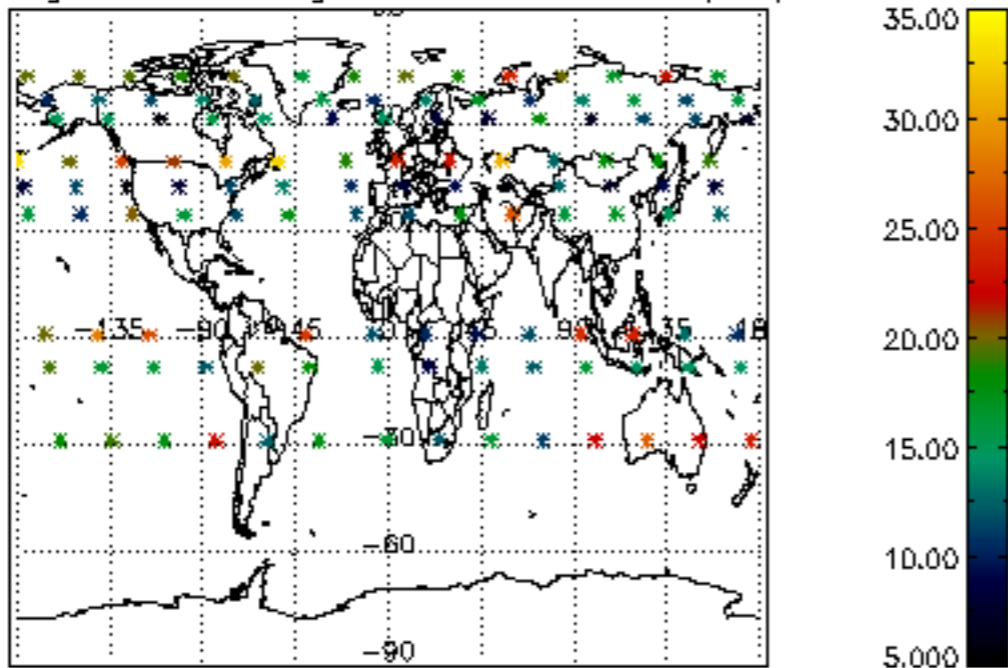
Percentage of cosmic ray hits per profile



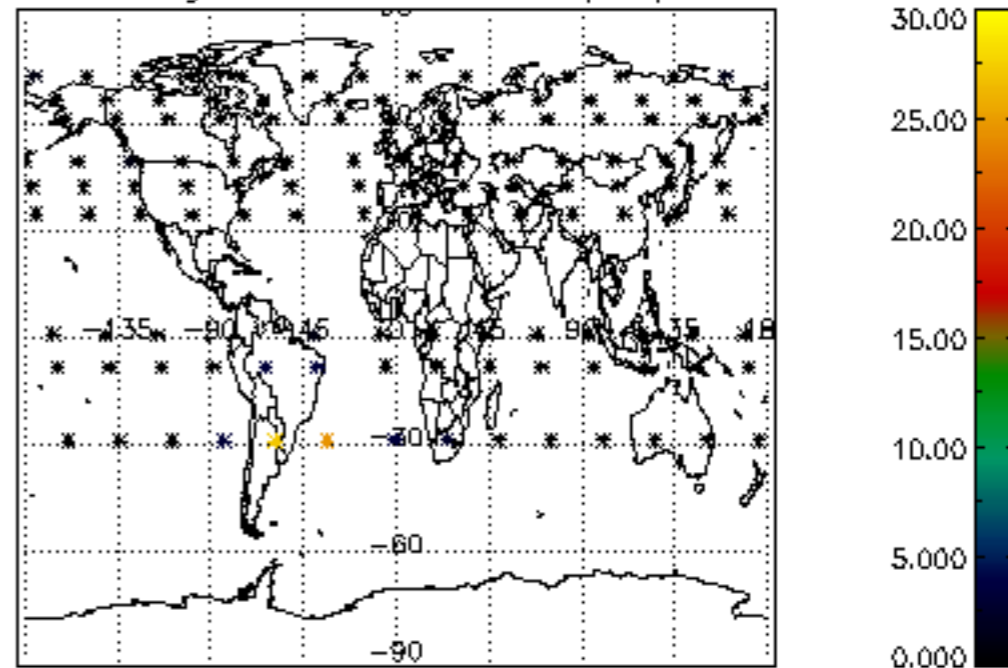
Percentage of datation errors per profile



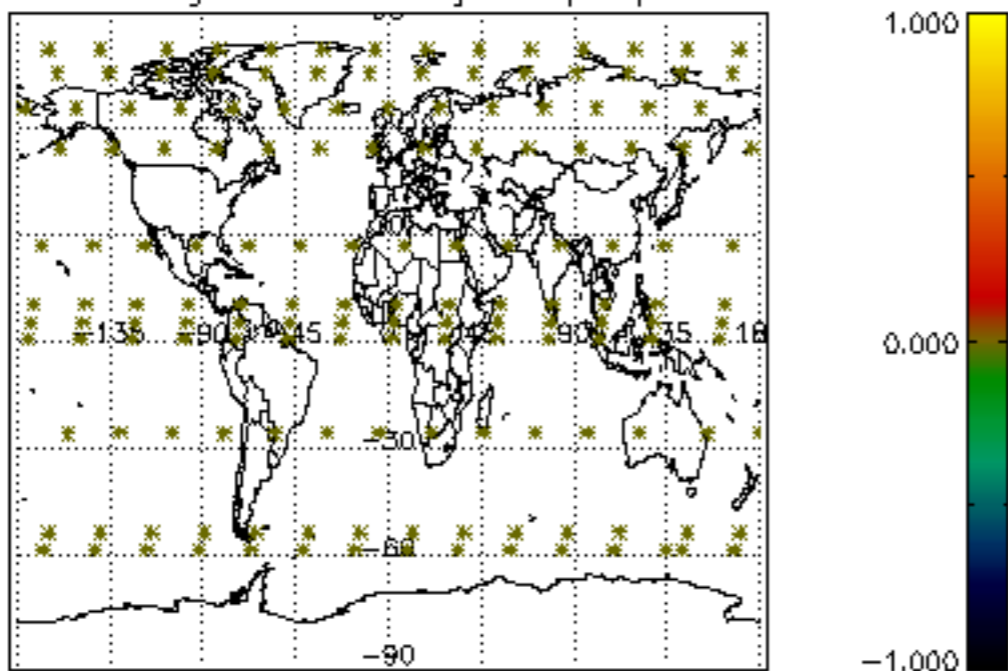
Percentage of star falling outside central band per profile



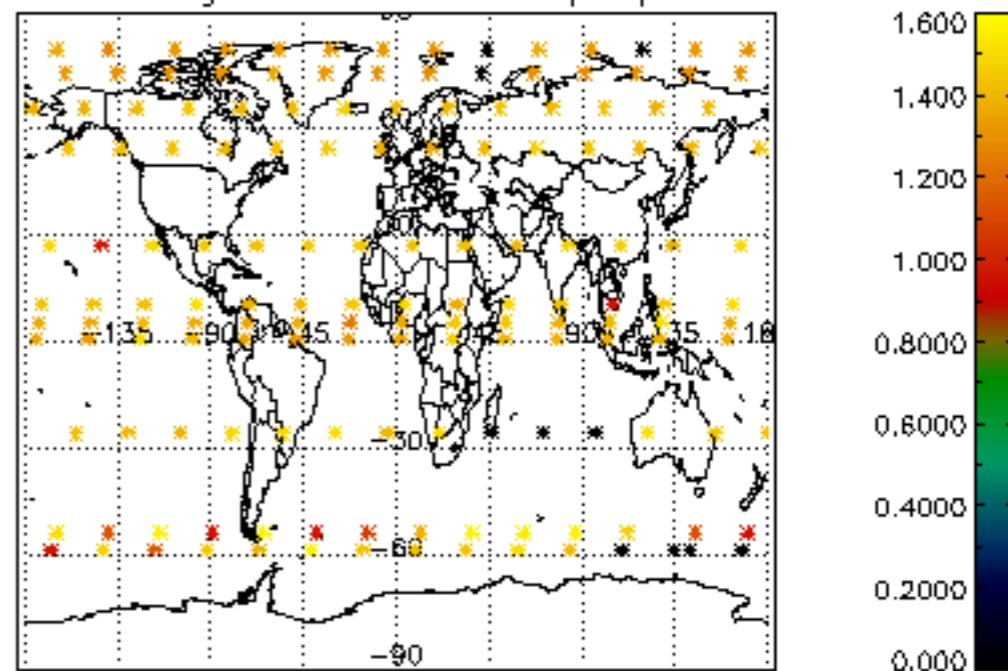
Percentage of saturation errors per profile



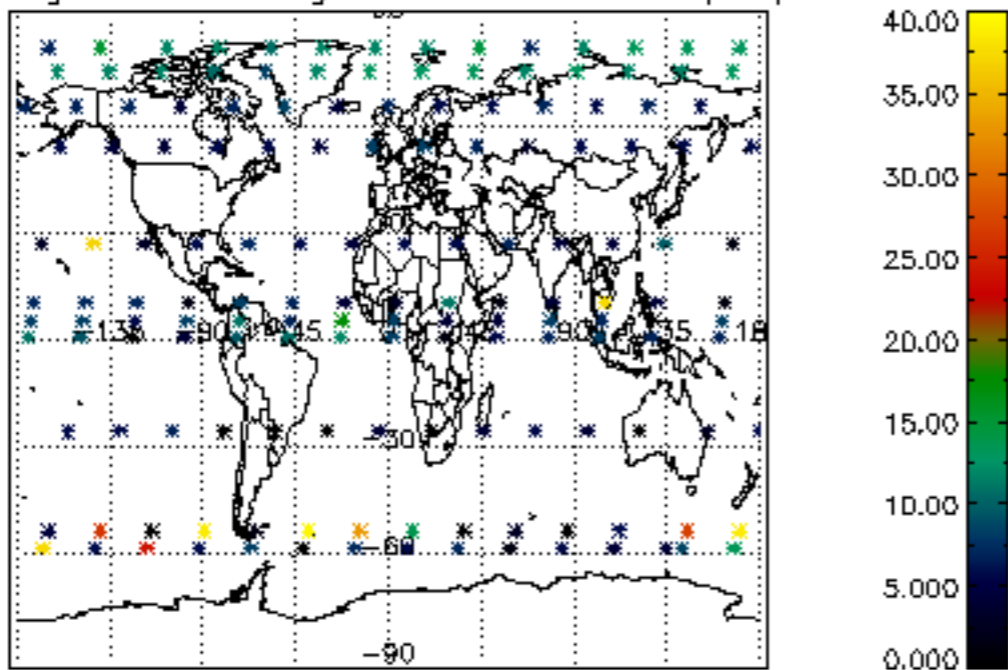
Percentage of cosmic ray hits per profile



Percentage of datation errors per profile



Percentage of star falling outside central band per profile



Percentage of saturation errors per profile

