

GOMOS Level 2 Daily Report

SUMMARY

[1. General Info](#)

[2. Summary of processed GOM_NL_2P products](#)

[3. Level 2 Quality information per product](#)

[3.1 Plot of level 2 quality information per product \(time dependant\)](#)

[3.2 Plot of level 2 quality information per product \(world map\)](#)

[4. Level 1 Quality information per product \(stored on level 2 products\)](#)

[4.1 Plot of level 1 quality information per product \(time dependant\)](#)

[4.1.1 Plot of level 1 quality information per product \(time dependant\): ASCENDING](#)

[4.1.2 Plot of level 1 quality information per product \(time dependant\): DESCENDING](#)

[4.2 Plot of level 1 quality information per product \(world map\)](#)

[4.2.1 Plot of level 1 quality information per product \(world map\): ASCENDING](#)

[4.2.2 Plot of level 1 quality information per product \(world map\): DESCENDING](#)

[5. Ozone profiles based on quality statistics and other trace gas profiles](#)

[5.1 Ozone statistics based on quality of products](#)

[5.2 Plot ozone profiles for all STD \(dark without errors\)](#)

[5.3 Plot ozone profiles where STD < 20% \(dark without errors\)](#)

[5.4. Plot ozone profiles where STD < 10% \(dark without errors\)](#)

[5.5. Plot ozone profiles where STD < 5% \(dark without errors\)](#)

[5.6 Plot NO2 profiles for all STD \(dark without errors\)](#)

[5.7 Plot NO3 profiles for all STD \(dark without errors\)](#)

[5.8 Plot H2O profiles \(only for occultations of stars 1,2,3,4,13,14,16,26,63 dark without errors\) for all STD](#)

[6. Auxiliary Data Files used for the production reported in section 2](#)

This report presents the daily analysis on parameters extracted from GOMOS level 2 data (GOM_NL__2P). It is intended to monitor some important parameters that will impact the quality of these products. A list of level 2 products (and content) that have arrived during the reporting day to the PCF is also given.

Item	Value
Time of report generation	23APR2013 19:23:12
Data source version	GOMOS/6.01
Start time of products	26-04-2006 (26APR2006 00:00:00)
Stop time of products	27-04-2006 (27APR2006 00:00:00)
Store outputs in DB	Yes
Nb of level 2 prods	351
Nb of prods with errors	0

2. Summary of processed GOM_NL__2P products.

Nr	Filename	UTC Start time	Limb	Duration	Star Id	Star Name	Star Mag	Star Temp	Nb Meas	Orbit	Prod. error
1	GOM_NL__2PRFIN20060426_000349_000000422047_00116_21713_9360.N1	26-APR-2006 00:03:49	Bright	41.500	93	53Bet Peg	2.5200	3100.0	83	21713	No
2	GOM_NL__2PRFIN20060426_000737_000000422047_00116_21713_9361.N1	26-APR-2006 00:07:37	Twilight_stray	41.500	90	54Alp Peg	2.4870	11000.	83	21713	No
3	GOM_NL__2PRFIN20060426_002014_000000442047_00116_21713_9362.N1	26-APR-2006 00:20:14	Dark	44.000	18	24Alp PsA	1.1660	9700.0	88	21713	No
4	GOM_NL__2PRFIN20060426_002555_000000392047_00116_21713_9363.N1	26-APR-2006 00:25:55	Dark	39.000	31	Alp Gru	1.7340	15200.	78	21713	No
5	GOM_NL__2PRFIN20060426_002846_000000492047_00116_21713_9364.N1	26-APR-2006 00:28:46	Dark	48.500	148	Alp Tuc	2.8780	4100.0	97	21713	No
6	GOM_NL__2PRFIN20060426_003116_000000432047_00117_21714_9433.N1	26-APR-2006 00:31:16	Dark	42.500	45	Alp Pav	1.9400	26000.	85	21714	No
7	GOM_NL__2PRFIN20060426_003811_000000432047_00117_21714_9434.N1	26-APR-2006 00:38:11	Dark	42.500	43	Alp TrA	1.9100	4250.0	85	21714	No
8	GOM_NL__2PRFIN20060426_004022_000000392047_00117_21714_9435.N1	26-APR-2006 00:40:22	Straylight	38.500	134	Bet TrA	2.8100	6600.0	77	21714	No
9	GOM_NL__2PRFIN20060426_004233_000000502047_00117_21714_9436.N1	26-APR-2006 00:42:33	Straylight	49.500	4	Alp1Cen	-0.010000	5800.0	99	21714	No
10	GOM_NL__2PRFIN20060426_004553_000000442047_00117_21714_9437.N1	26-APR-2006 00:45:53	Straylight	44.000	78	Alp Lup	2.3040	28000.	88	21714	No
11	GOM_NL__2PRFIN20060426_004727_000000412047_00117_21714_9438.N1	26-APR-2006 00:47:27	Straylight	40.500	81	Eta Cen	2.3560	28000.	81	21714	No
12	GOM_NL__2PRFIN20060426_004938_000000442047_00117_21714_9439.N1	26-APR-2006 00:49:38	Straylight	44.000	54	5The Cen	2.0550	4500.0	88	21714	No
13	GOM_NL__2PRFIN20060426_005401_000000422047_00117_21714_9440.N1	26-APR-2006 00:54:01	Twilight_stray	42.000	169	46Gam Hya	2.9910	4700.0	84	21714	No
14	GOM_NL__2PRFIN20060426_005725_000000402047_00117_21714_9441.N1	26-APR-2006 00:57:25	Bright	40.000	15	67Alp Vir	0.97600	28000.	80	21714	No
15	GOM_NL__2PRFIN20060426_010027_000000362047_00117_21714_9442.N1	26-APR-2006 01:00:27	Bright	36.000	121	29Gam Vir	2.7400	7200.0	72	21714	No
16	GOM_NL__2PRFIN20060426_010354_000000362047_00117_21714_9443.N1	26-APR-2006 01:03:54	Bright	35.500	138	47Eps Vir	2.8280	4700.0	71	21714	No
17	GOM_NL__2PRFIN20060426_011144_000000352047_00117_21714_9444.N1	26-APR-2006 01:11:44	Bright	35.000	152	12Alp2CVn	2.8900	11000.	70	21714	No
18	GOM_NL__2PRFIN20060426_011605_000000522047_00117_21714_9445.N1	26-APR-2006 01:16:05	Bright	52.000	87	64Gam UMa	2.4330	11000.	104	21714	No
19	GOM_NL__2PRFIN20060426_011719_000000352047_00117_21714_9446.N1	26-APR-2006 01:17:19	Bright	34.500	82	48Bet UMa	2.3650	10600.	69	21714	No
20	GOM_NL__2PRFIN20060426_011841_000000372047_00117_21714_9447.N1	26-APR-2006 01:18:41	Bright	37.000	36	50Alp UMa	1.8000	6300.0	74	21714	No
21	GOM_NL__2PRFIN20060426_012256_000000392047_00117_21714_9448.N1	26-APR-2006 01:22:56	Bright	39.000	60	7Bet UMi	2.0810	3950.0	78	21714	No
22	GOM_NL__2PRFIN20060426_012625_000000322047_00117_21714_9449.N1	26-APR-2006 01:26:25	Bright	32.000	49	1Alp UMi	1.9900	6300.0	64	21714	No
23	GOM_NL__2PRFIN20060426_013407_000000342047_00117_21714_9450.N1	26-APR-2006 01:34:07	Bright	34.000	110	37Del Cas	2.6780	8900.0	68	21714	No
24	GOM_NL__2PRFIN20060426_013533_000000352047_00117_21714_9451.N1	26-APR-2006 01:35:33	Bright	34.500	68	18Alp Cas	2.2250	4500.0	69	21714	No
25	GOM_NL__2PRFIN20060426_014425_000000422047_00117_21714_9452.N1	26-APR-2006 01:44:25	Bright	41.500	93	53Bet Peg	2.5200	3100.0	83	21714	No
26	GOM_NL__2PRFIN20060426_014814_000000432047_00117_21714_9453.N1	26-APR-2006 01:48:14	Twilight_stray	43.000	90	54Alp Peg	2.4870	11000.	86	21714	No
27	GOM_NL__2PRFIN20060426_020051_000000452047_00117_21714_9454.N1	26-APR-2006 02:00:51	Dark	45.000	18	24Alp PsA	1.1660	9700.0	90	21714	No
28	GOM_NL__2PRFIN20060426_020448_000000412047_00117_21714_9455.N1	26-APR-2006 02:04:48	Dark	40.500	172	Gam Gru	3.0030	13100.	81	21714	No
29	GOM_NL__2PRFIN20060426_020631_000000422047_00117_21714_9456.N1	26-APR-2006 02:06:31	Dark	42.000	31	Alp Gru	1.7340	15200.	84	21714	No
30	GOM_NL__2PRFIN20060426_020922_000000382047_00117_21714_9457.N1	26-APR-2006 02:09:22	Dark	38.000	148	Alp Tuc	2.8780	4100.0	76	21714	No
31	GOM_NL__2PRFIN20060426_021152_000000432047_00118_21715_9433.N1	26-APR-2006 02:11:52	Dark	42.500	45	Alp Pav	1.9400	26000.	85	21715	No
32	GOM_NL__2PRFIN20060426_021847_000000422047_00118_21715_9434.N1	26-APR-2006 02:18:47	Dark	41.500	43	Alp TrA	1.9100	4250.0	83	21715	No
33	GOM_NL__2PRFIN20060426_022058_000000382047_00118_21715_9435.N1	26-APR-2006 02:20:58	Straylight	38.000	134	Bet TrA	2.8100	6600.0	76	21715	No
34	GOM_NL__2PRFIN20060426_022309_000000442047_00118_21715_9436.N1	26-APR-2006 02:23:09	Straylight	43.500	4	Alp1Cen	-0.010000	5800.0	87	21715	No
35	GOM_NL__2PRFIN20060426_022630_000000402047_00118_21715_9437.N1	26-APR-2006 02:26:30	Straylight	40.000	78	Alp Lup	2.3040	28000.	80	21715	No
36	GOM_NL__2PRFIN20060426_022804_000000402047_00118_21715_9438.N1	26-APR-2006 02:28:04	Straylight	39.500	81	Eta Cen	2.3560	28000.	79	21715	No
37	GOM_NL__2PRFIN20060426_023014_000000402047_00118_21715_9439.N1	26-APR-2006 02:30:14	Straylight	39.500	54	5The Cen	2.0550	4500.0	79	21715	No
38	GOM_NL__2PRFIN20060426_023437_000000442047_00118_21715_9440.N1	26-APR-2006 02:34:37	Twilight_stray	44.000	169	46Gam Hya	2.9910	4700.0	88	21715	No
39	GOM_NL__2PRFIN20060426_023801_000000392047_00118_21715_9441.N1	26-APR-2006 02:38:01	Bright	39.000	15	67Alp Vir	0.97600	28000.	78	21715	No
40	GOM_NL__2PRFIN20060426_024103_000000352047_00118_21715_9442.N1	26-APR-2006 02:41:03	Bright	35.000	121	29Gam Vir	2.7400	7200.0	70	21715	No
41	GOM_NL__2PRFIN20060426_024430_000000362047_00118_21715_9443.N1	26-APR-2006 02:44:30	Bright	36.000	138	47Eps Vir	2.8280	4700.0	72	21715	No
42	GOM_NL__2PRFIN20060426_025220_000000352047_00118_21715_9444.N1	26-APR-2006 02:52:20	Bright	35.000	152	12Alp2CVn	2.8900	11000.	70	21715	No

43	GOM_NL__2PRFIN20060426_025641_000000342047_00118_21715_9445.N1	26-APR-2006 02:56:41	Bright	34.000	87	64Gam UMa	2.4330	11000.	68	21715	No
44	GOM_NL__2PRFIN20060426_025755_000000342047_00118_21715_9446.N1	26-APR-2006 02:57:55	Bright	34.000	82	48Bet UMa	2.3650	10600.	68	21715	No
45	GOM_NL__2PRFIN20060426_025918_000000332047_00118_21715_9447.N1	26-APR-2006 02:59:18	Bright	32.500	36	50Alp UMa	1.8000	6300.0	65	21715	No
46	GOM_NL__2PRFIN20060426_030332_000000392047_00118_21715_9448.N1	26-APR-2006 03:03:32	Bright	38.500	60	7Bet UMi	2.0810	3950.0	77	21715	No
47	GOM_NL__2PRFIN20060426_030701_000000362047_00118_21715_9449.N1	26-APR-2006 03:07:01	Bright	36.000	49	1Alp UMi	1.9900	6300.0	72	21715	No
48	GOM_NL__2PRFIN20060426_031443_000000382047_00118_21715_9450.N1	26-APR-2006 03:14:43	Bright	37.500	110	37Del Cas	2.6780	8900.0	75	21715	No
49	GOM_NL__2PRFIN20060426_031609_000000352047_00118_21715_9451.N1	26-APR-2006 03:16:09	Bright	34.500	68	18Alp Cas	2.2250	4500.0	69	21715	No
50	GOM_NL__2PRFIN20060426_032501_000000432047_00118_21715_9452.N1	26-APR-2006 03:25:01	Bright	43.000	93	53Bet Peg	2.5200	3100.0	86	21715	No
51	GOM_NL__2PRFIN20060426_032850_000000442047_00118_21715_9453.N1	26-APR-2006 03:28:50	Tw_i_and_stray	44.000	90	54Alp Peg	2.4870	11000.	88	21715	No
52	GOM_NL__2PRFIN20060426_034127_000000442047_00118_21715_9454.N1	26-APR-2006 03:41:27	Dark	43.500	18	24Alp PsA	1.1660	9700.0	87	21715	No
53	GOM_NL__2PRFIN20060426_034525_000000412047_00118_21715_9455.N1	26-APR-2006 03:45:25	Dark	41.000	172	Gam Gru	3.0030	13100.	82	21715	No
54	GOM_NL__2PRFIN20060426_034708_000000422047_00118_21715_9456.N1	26-APR-2006 03:47:08	Dark	41.500	31	Alp Gru	1.7340	15200.	83	21715	No
55	GOM_NL__2PRFIN20060426_034959_000000422047_00118_21715_9457.N1	26-APR-2006 03:49:59	Dark	41.500	148	Alp Tuc	2.8780	4100.0	83	21715	No
56	GOM_NL__2PRFIN20060426_035229_000000402047_00119_21716_9433.N1	26-APR-2006 03:52:29	Dark	39.500	45	Alp Pav	1.9400	26000.	79	21716	No
57	GOM_NL__2PRFIN20060426_035924_000000422047_00119_21716_9434.N1	26-APR-2006 03:59:24	Dark	41.500	43	Alp TrA	1.9100	4250.0	83	21716	No
58	GOM_NL__2PRFIN20060426_040135_000000422047_00119_21716_9435.N1	26-APR-2006 04:01:35	Straylight	41.500	134	Bet TrA	2.8100	6600.0	83	21716	No
59	GOM_NL__2PRFIN20060426_040345_000000522047_00119_21716_9436.N1	26-APR-2006 04:03:45	Straylight	51.500	4	Alp1Cen	-0.010000	5800.0	103	21716	No
60	GOM_NL__2PRFIN20060426_040706_000000402047_00119_21716_9437.N1	26-APR-2006 04:07:06	Straylight	40.000	78	Alp Lup	2.3040	28000.	80	21716	No
61	GOM_NL__2PRFIN20060426_040840_000000412047_00119_21716_9438.N1	26-APR-2006 04:08:40	Straylight	40.500	81	Eta Cen	2.3560	28000.	81	21716	No
62	GOM_NL__2PRFIN20060426_041050_000000442047_00119_21716_9439.N1	26-APR-2006 04:10:50	Straylight	44.000	54	5The Cen	2.0550	4500.0	88	21716	No
63	GOM_NL__2PRFIN20060426_041513_000000382047_00119_21716_9440.N1	26-APR-2006 04:15:13	Tw_i_and_stray	38.000	169	46Gam Hya	2.9910	4700.0	76	21716	No
64	GOM_NL__2PRFIN20060426_041837_000000402047_00119_21716_9441.N1	26-APR-2006 04:18:37	Bright	40.000	15	67Alp Vir	0.97600	28000.	80	21716	No
65	GOM_NL__2PRFIN20060426_042140_000000362047_00119_21716_9442.N1	26-APR-2006 04:21:40	Bright	36.000	121	29Gam Vir	2.7400	7200.0	72	21716	No
66	GOM_NL__2PRFIN20060426_042506_000000362047_00119_21716_9443.N1	26-APR-2006 04:25:06	Bright	36.000	138	47Eps Vir	2.8280	4700.0	72	21716	No
67	GOM_NL__2PRFIN20060426_043256_000000362047_00119_21716_9444.N1	26-APR-2006 04:32:56	Bright	36.000	152	12Alp2CVn	2.8900	11000.	72	21716	No
68	GOM_NL__2PRFIN20060426_043717_000000352047_00119_21716_9445.N1	26-APR-2006 04:37:17	Bright	34.500	87	64Gam UMa	2.4330	11000.	69	21716	No
69	GOM_NL__2PRFIN20060426_043831_000000522047_00119_21716_9446.N1	26-APR-2006 04:38:31	Bright	52.000	82	48Bet UMa	2.3650	10600.	104	21716	No
70	GOM_NL__2PRFIN20060426_043954_000000352047_00119_21716_9447.N1	26-APR-2006 04:39:54	Bright	35.000	36	50Alp UMa	1.8000	6300.0	70	21716	No
71	GOM_NL__2PRFIN20060426_044408_000000402047_00119_21716_9448.N1	26-APR-2006 04:44:08	Bright	39.500	60	7Bet UMi	2.0810	3950.0	79	21716	No
72	GOM_NL__2PRFIN20060426_044737_000000342047_00119_21716_9449.N1	26-APR-2006 04:47:37	Bright	33.500	49	1Alp UMi	1.9900	6300.0	67	21716	No
73	GOM_NL__2PRFIN20060426_045519_000000392047_00119_21716_9450.N1	26-APR-2006 04:55:19	Bright	39.000	110	37Del Cas	2.6780	8900.0	78	21716	No
74	GOM_NL__2PRFIN20060426_045645_000000362047_00119_21716_9451.N1	26-APR-2006 04:56:45	Bright	35.500	68	18Alp Cas	2.2250	4500.0	71	21716	No
75	GOM_NL__2PRFIN20060426_050537_000000492047_00119_21716_9452.N1	26-APR-2006 05:05:37	Bright	48.500	93	53Bet Peg	2.5200	3100.0	97	21716	No
76	GOM_NL__2PRFIN20060426_050926_000000422047_00119_21716_9453.N1	26-APR-2006 05:09:26	Tw_i_and_stray	42.000	90	54Alp Peg	2.4870	11000.	84	21716	No
77	GOM_NL__2PRFIN20060426_052203_000000492047_00119_21716_9454.N1	26-APR-2006 05:22:03	Dark	49.000	18	24Alp PsA	1.1660	9700.0	98	21716	No
78	GOM_NL__2PRFIN20060426_052601_000000422047_00119_21716_9455.N1	26-APR-2006 05:26:01	Dark	41.500	172	Gam Gru	3.0030	13100.	83	21716	No
79	GOM_NL__2PRFIN20060426_052744_000000402047_00119_21716_9456.N1	26-APR-2006 05:27:44	Dark	39.500	31	Alp Gru	1.7340	15200.	79	21716	No
80	GOM_NL__2PRFIN20060426_053035_000000402047_00119_21716_9457.N1	26-APR-2006 05:30:35	Dark	39.500	148	Alp Tuc	2.8780	4100.0	79	21716	No
81	GOM_NL__2PRFIN20060426_053305_000000402047_00120_21717_9433.N1	26-APR-2006 05:33:05	Dark	40.000	45	Alp Pav	1.9400	26000.	80	21717	No
82	GOM_NL__2PRFIN20060426_054000_000000402047_00120_21717_9434.N1	26-APR-2006 05:40:00	Dark	40.000	43	Alp TrA	1.9100	4250.0	80	21717	No
83	GOM_NL__2PRFIN20060426_054211_000000392047_00120_21717_9435.N1	26-APR-2006 05:42:11	Straylight	39.000	134	Bet TrA	2.8100	6600.0	78	21717	No
84	GOM_NL__2PRFIN20060426_054421_000000422047_00120_21717_9436.N1	26-APR-2006 05:44:21	Straylight	42.000	4	Alp1Cen	-0.010000	5800.0	84	21717	No
85	GOM_NL__2PRFIN20060426_054743_000000422047_00120_21717_9437.N1	26-APR-2006 05:47:43	Straylight	42.000	78	Alp Lup	2.3040	28000.	84	21717	No
86	GOM_NL__2PRFIN20060426_054916_000000422047_00120_21717_9438.N1	26-APR-2006 05:49:16	Straylight	42.000	81	Eta Cen	2.3560	28000.	84	21717	No
87	GOM_NL__2PRFIN20060426_055126_000000422047_00120_21717_9439.N1	26-APR-2006 05:51:26	Straylight	42.000	54	5The Cen	2.0550	4500.0	84	21717	No
88	GOM_NL__2PRFIN20060426_055550_000000392047_00120_21717_9440.N1	26-APR-2006 05:55:50	Tw_i_and_stray	38.500	169	46Gam Hya	2.9910	4700.0	77	21717	No
89	GOM_NL__2PRFIN20060426_055913_000000402047_00120_21717_9441.N1	26-APR-2006 05:59:13	Bright	39.500	15	67Alp Vir	0.97600	28000.	79	21717	No
90	GOM_NL__2PRFIN20060426_060216_000000362047_00120_21717_9442.N1	26-APR-2006 06:02:16	Bright	35.500	121	29Gam Vir	2.7400	7200.0	71	21717	No
91	GOM_NL__2PRFIN20060426_060542_000000362047_00120_21717_9443.N1	26-APR-2006 06:05:42	Bright	36.000	138	47Eps Vir	2.8280	4700.0	72	21717	No
92	GOM_NL__2PRFIN20060426_061332_000000342047_00120_21717_9444.N1	26-APR-2006 06:13:32	Bright	33.500	152	12Alp2CVn	2.8900	11000.	67	21717	No
93	GOM_NL__2PRFIN20060426_061753_000000362047_00120_21717_9445.N1	26-APR-2006 06:17:53	Bright	35.500	87	64Gam UMa	2.4330	11000.	71	21717	No
94	GOM_NL__2PRFIN20060426_061908_000000372047_00120_21717_9446.N1	26-APR-2006 06:19:08	Bright	36.500	82	48Bet UMa	2.3650	10600.	73	21717	No
95	GOM_NL__2PRFIN20060426_062030_000000372047_00120_21717_9447.N1	26-APR-2006 06:20:30	Bright	36.500	36	50Alp UMa	1.8000	6300.0	73	21717	No
96	GOM_NL__2PRFIN20060426_062444_000000392047_00120_21717_9448.N1	26-APR-2006 06:24:44	Bright	38.500	60	7Bet UMi	2.0810	3950.0	77	21717	No
97	GOM_NL__2PRFIN20060426_062813_000000352047_00120_21717_9449.N1	26-APR-2006 06:28:13	Bright	34.500	49	1Alp UMi	1.9900	6300.0	69	21717	No
98	GOM_NL__2PRFIN20060426_063555_000000342047_00120_21717_9450.N1	26-APR-2006 06:35:55	Bright	33.500	110	37Del Cas	2.6780	8900.0	67	21717	No
99	GOM_NL__2PRFIN20060426_063721_000000362047_00120_21717_9451.N1	26-APR-2006 06:37:21	Bright	36.000	68	18Alp Cas	2.2250	4500.0	72	21717	No
100	GOM_NL__2PRFIN20060426_064614_000000432047_00120_21717_9452.N1	26-APR-2006 06:46:14	Bright	42.500	93	53Bet Peg	2.5200	3100.0	85	21717	No
101	GOM_NL__2PRFIN20060426_065003_000000422047_00120_21717_9453.N1	26-APR-2006 06:50:03	Tw_i_and_stray	42.000	90	54Alp Peg	2.4870	11000.	84	21717	No

102	GOM_NL__2PRFIN20060426_070240_000000452047_00120_21717_9454.N1	26-APR-2006 07:02:40	Dark	45.000	18	24Alp PsA	1.1660	9700.0	90	21717	No
103	GOM_NL__2PRFIN20060426_070638_000000402047_00120_21717_9455.N1	26-APR-2006 07:06:38	Dark	40.000	172	Gam Gru	3.0030	13100.	80	21717	No
104	GOM_NL__2PRFIN20060426_070821_000000402047_00120_21717_9456.N1	26-APR-2006 07:08:21	Dark	40.000	31	Alp Gru	1.7340	15200.	80	21717	No
105	GOM_NL__2PRFIN20060426_071111_000000392047_00120_21717_9457.N1	26-APR-2006 07:11:11	Dark	38.500	148	Alp Tuc	2.8780	4100.0	77	21717	No
106	GOM_NL__2PRFIN20060426_071342_000000422047_00121_21718_9433.N1	26-APR-2006 07:13:42	Dark	41.500	45	Alp Pav	1.9400	26000.	83	21718	No
107	GOM_NL__2PRFIN20060426_072037_000000472047_00121_21718_9434.N1	26-APR-2006 07:20:37	Dark	47.000	43	Alp TrA	1.9100	4250.0	94	21718	No
108	GOM_NL__2PRFIN20060426_072247_000000392047_00121_21718_9435.N1	26-APR-2006 07:22:47	Straylight	38.500	134	Bet TrA	2.8100	6600.0	77	21718	No
109	GOM_NL__2PRFIN20060426_072458_000000392047_00121_21718_9436.N1	26-APR-2006 07:24:58	Straylight	38.500	4	Alp1Cen	-0.010000	5800.0	77	21718	No
110	GOM_NL__2PRFIN20060426_072819_000000402047_00121_21718_9437.N1	26-APR-2006 07:28:19	Straylight	39.500	78	Alp Lup	2.3040	28000.	79	21718	No
111	GOM_NL__2PRFIN20060426_072953_000000432047_00121_21718_9438.N1	26-APR-2006 07:29:53	Straylight	43.000	81	Eta Cen	2.3560	28000.	86	21718	No
112	GOM_NL__2PRFIN20060426_073203_000000452047_00121_21718_9439.N1	26-APR-2006 07:32:03	Straylight	45.000	54	5The Cen	2.0550	4500.0	90	21718	No
113	GOM_NL__2PRFIN20060426_073626_000000382047_00121_21718_9440.N1	26-APR-2006 07:36:26	Tw_i_and_stray	37.500	169	46Gam Hya	2.9910	4700.0	75	21718	No
114	GOM_NL__2PRFIN20060426_073949_000000412047_00121_21718_9441.N1	26-APR-2006 07:39:49	Bright	40.500	15	67Alp Vir	0.97600	28000.	81	21718	No
115	GOM_NL__2PRFIN20060426_074252_000000362047_00121_21718_9442.N1	26-APR-2006 07:42:52	Bright	35.500	121	29Gam Vir	2.7400	7200.0	71	21718	No
116	GOM_NL__2PRFIN20060426_074618_000000352047_00121_21718_9443.N1	26-APR-2006 07:46:18	Bright	35.000	138	47Eps Vir	2.8280	4700.0	70	21718	No
117	GOM_NL__2PRFIN20060426_075408_000000362047_00121_21718_9444.N1	26-APR-2006 07:54:08	Bright	35.500	152	12Alp2CVn	2.8900	11000.	71	21718	No
118	GOM_NL__2PRFIN20060426_075829_000000372047_00121_21718_9445.N1	26-APR-2006 07:58:29	Bright	37.000	87	64Gam UMa	2.4330	11000.	74	21718	No
119	GOM_NL__2PRFIN20060426_075944_000000362047_00121_21718_9446.N1	26-APR-2006 07:59:44	Bright	35.500	82	48Bet UMa	2.3650	10600.	71	21718	No
120	GOM_NL__2PRFIN20060426_080106_000000362047_00121_21718_9447.N1	26-APR-2006 08:01:06	Bright	36.000	36	50Alp UMa	1.8000	6300.0	72	21718	No
121	GOM_NL__2PRFIN20060426_080519_000000402047_00121_21718_9448.N1	26-APR-2006 08:05:19	Bright	39.500	60	7Bet UMi	2.0810	3950.0	79	21718	No
122	GOM_NL__2PRFIN20060426_080849_000000342047_00121_21718_9449.N1	26-APR-2006 08:08:49	Bright	33.500	49	1Alp UMi	1.9900	6300.0	67	21718	No
123	GOM_NL__2PRFIN20060426_081631_000000332047_00121_21718_9450.N1	26-APR-2006 08:16:31	Bright	32.500	110	37Del Cas	2.6780	8900.0	65	21718	No
124	GOM_NL__2PRFIN20060426_081758_000000362047_00121_21718_9451.N1	26-APR-2006 08:17:58	Bright	35.500	68	18Alp Cas	2.2250	4500.0	71	21718	No
125	GOM_NL__2PRFIN20060426_082650_000000432047_00121_21718_9452.N1	26-APR-2006 08:26:50	Bright	42.500	93	53Bet Peg	2.5200	3100.0	85	21718	No
126	GOM_NL__2PRFIN20060426_083039_000000422047_00121_21718_9453.N1	26-APR-2006 08:30:39	Tw_i_and_stray	42.000	90	54Alp Peg	2.4870	11000.	84	21718	No
127	GOM_NL__2PRFIN20060426_084316_000000452047_00121_21718_9454.N1	26-APR-2006 08:43:16	Dark	44.500	18	24Alp PsA	1.1660	9700.0	89	21718	No
128	GOM_NL__2PRFIN20060426_084715_000000422047_00121_21718_9455.N1	26-APR-2006 08:47:15	Dark	41.500	172	Gam Gru	3.0030	13100.	83	21718	No
129	GOM_NL__2PRFIN20060426_084857_000000462047_00121_21718_9456.N1	26-APR-2006 08:48:57	Dark	46.000	31	Alp Gru	1.7340	15200.	92	21718	No
130	GOM_NL__2PRFIN20060426_085148_000000392047_00121_21718_9457.N1	26-APR-2006 08:51:48	Dark	38.500	148	Alp Tuc	2.8780	4100.0	77	21718	No
131	GOM_NL__2PRFIN20060426_085419_000000432047_00122_21719_9449.N1	26-APR-2006 08:54:19	Dark	43.000	45	Alp Pav	1.9400	26000.	86	21719	No
132	GOM_NL__2PRFIN20060426_090113_000000402047_00122_21719_9450.N1	26-APR-2006 09:01:13	Dark	39.500	43	Alp TrA	1.9100	4250.0	79	21719	No
133	GOM_NL__2PRFIN20060426_090324_000000382047_00122_21719_9451.N1	26-APR-2006 09:03:24	Straylight	38.000	134	Bet TrA	2.8100	6600.0	76	21719	No
134	GOM_NL__2PRFIN20060426_090534_000000512047_00122_21719_9452.N1	26-APR-2006 09:05:34	Straylight	51.000	4	Alp1Cen	-0.010000	5800.0	102	21719	No
135	GOM_NL__2PRFIN20060426_090855_000000432047_00122_21719_9453.N1	26-APR-2006 09:08:55	Straylight	43.000	78	Alp Lup	2.3040	28000.	86	21719	No
136	GOM_NL__2PRFIN20060426_091029_000000402047_00122_21719_9454.N1	26-APR-2006 09:10:29	Straylight	39.500	81	Eta Cen	2.3560	28000.	79	21719	No
137	GOM_NL__2PRFIN20060426_091239_000000482047_00122_21719_9455.N1	26-APR-2006 09:12:39	Straylight	48.000	54	5The Cen	2.0550	4500.0	96	21719	No
138	GOM_NL__2PRFIN20060426_091702_000000382047_00122_21719_9456.N1	26-APR-2006 09:17:02	Bright	37.500	169	46Gam Hya	2.9910	4700.0	75	21719	No
139	GOM_NL__2PRFIN20060426_092025_000000392047_00122_21719_9457.N1	26-APR-2006 09:20:25	Bright	39.000	15	67Alp Vir	0.97600	28000.	78	21719	No
140	GOM_NL__2PRFIN20060426_092328_000000362047_00122_21719_9458.N1	26-APR-2006 09:23:28	Bright	36.000	121	29Gam Vir	2.7400	7200.0	72	21719	No
141	GOM_NL__2PRFIN20060426_092654_000000362047_00122_21719_9459.N1	26-APR-2006 09:26:54	Bright	35.500	138	47Eps Vir	2.8280	4700.0	71	21719	No
142	GOM_NL__2PRFIN20060426_093444_000000352047_00122_21719_9460.N1	26-APR-2006 09:34:44	Bright	34.500	152	12Alp2CVn	2.8900	11000.	69	21719	No
143	GOM_NL__2PRFIN20060426_093905_000000352047_00122_21719_9461.N1	26-APR-2006 09:39:05	Bright	35.000	87	64Gam UMa	2.4330	11000.	70	21719	No
144	GOM_NL__2PRFIN20060426_094020_000000362047_00122_21719_9462.N1	26-APR-2006 09:40:20	Bright	36.000	82	48Bet UMa	2.3650	10600.	72	21719	No
145	GOM_NL__2PRFIN20060426_094142_000000362047_00122_21719_9463.N1	26-APR-2006 09:41:42	Bright	36.000	36	50Alp UMa	1.8000	6300.0	72	21719	No
146	GOM_NL__2PRFIN20060426_094555_000000392047_00122_21719_9464.N1	26-APR-2006 09:45:55	Bright	38.500	60	7Bet UMi	2.0810	3950.0	77	21719	No
147	GOM_NL__2PRFIN20060426_094925_000000362047_00122_21719_9465.N1	26-APR-2006 09:49:25	Bright	35.500	49	1Alp UMi	1.9900	6300.0	71	21719	No
148	GOM_NL__2PRFIN20060426_095707_000000522047_00122_21719_9466.N1	26-APR-2006 09:57:07	Bright	52.000	110	37Del Cas	2.6780	8900.0	104	21719	No
149	GOM_NL__2PRFIN20060426_095834_000000362047_00122_21719_9467.N1	26-APR-2006 09:58:34	Bright	35.500	68	18Alp Cas	2.2250	4500.0	71	21719	No
150	GOM_NL__2PRFIN20060426_100726_000000412047_00122_21719_9468.N1	26-APR-2006 10:07:26	Bright	41.000	93	53Bet Peg	2.5200	3100.0	82	21719	No
151	GOM_NL__2PRFIN20060426_101115_000000442047_00122_21719_9469.N1	26-APR-2006 10:11:15	Tw_i_and_stray	44.000	90	54Alp Peg	2.4870	11000.	88	21719	No
152	GOM_NL__2PRFIN20060426_102352_000000432047_00122_21719_9470.N1	26-APR-2006 10:23:52	Dark	43.000	18	24Alp PsA	1.1660	9700.0	86	21719	No
153	GOM_NL__2PRFIN20060426_102751_000000412047_00122_21719_9471.N1	26-APR-2006 10:27:51	Dark	40.500	172	Gam Gru	3.0030	13100.	81	21719	No
154	GOM_NL__2PRFIN20060426_102934_000000452047_00122_21719_9472.N1	26-APR-2006 10:29:34	Dark	45.000	31	Alp Gru	1.7340	15200.	90	21719	No
155	GOM_NL__2PRFIN20060426_103224_000000382047_00122_21719_9473.N1	26-APR-2006 10:32:24	Dark	37.500	148	Alp Tuc	2.8780	4100.0	75	21719	No
156	GOM_NL__2PRFIN20060426_103455_000000482047_00123_21720_9449.N1	26-APR-2006 10:34:55	Dark	48.000	45	Alp Pav	1.9400	26000.	96	21720	No
157	GOM_NL__2PRFIN20060426_104149_000000472047_00123_21720_9450.N1	26-APR-2006 10:41:49	Dark	46.500	43	Alp TrA	1.9100	4250.0	93	21720	No
158	GOM_NL__2PRFIN20060426_104400_000000392047_00123_21720_9451.N1	26-APR-2006 10:44:00	Straylight	38.500	134	Bet TrA	2.8100	6600.0	77	21720	No
159	GOM_NL__2PRFIN20060426_104610_000000432047_00123_21720_9452.N1	26-APR-2006 10:46:10	Straylight	42.500	4	Alp1Cen	-0.010000	5800.0	85	21720	No
160	GOM_NL__2PRFIN20060426_104932_000000402047_00123_21720_9453.N1	26-APR-2006 10:49:32	Straylight	39.500	78	Alp Lup	2.3040	28000.	79	21720	No

161	GOM_NL__2PRFIN20060426_105105_000000392047_00123_21720_9454.N1	26-APR-2006 10:51:05	Straylight	39.000	81	Eta Cen	2.3560	28000.	78	21720	No
162	GOM_NL__2PRFIN20060426_105315_000000432047_00123_21720_9455.N1	26-APR-2006 10:53:15	Straylight	42.500	54	5The Cen	2.0550	4500.0	85	21720	No
163	GOM_NL__2PRFIN20060426_105738_000000392047_00123_21720_9456.N1	26-APR-2006 10:57:38	Bright	39.000	169	46Gam Hya	2.9910	4700.0	78	21720	No
164	GOM_NL__2PRFIN20060426_110101_000000402047_00123_21720_9457.N1	26-APR-2006 11:01:01	Bright	39.500	15	67Alp Vir	0.97600	28000.	79	21720	No
165	GOM_NL__2PRFIN20060426_110404_000000362047_00123_21720_9458.N1	26-APR-2006 11:04:04	Bright	36.000	121	29Gam Vir	2.7400	7200.0	72	21720	No
166	GOM_NL__2PRFIN20060426_110730_000000372047_00123_21720_9459.N1	26-APR-2006 11:07:30	Bright	36.500	138	47Eps Vir	2.8280	4700.0	73	21720	No
167	GOM_NL__2PRFIN20060426_111520_000000352047_00123_21720_9460.N1	26-APR-2006 11:15:20	Bright	34.500	152	12Alp2CVn	2.8900	11000.	69	21720	No
168	GOM_NL__2PRFIN20060426_111941_000000352047_00123_21720_9461.N1	26-APR-2006 11:19:41	Bright	34.500	87	64Gam UMa	2.4330	11000.	69	21720	No
169	GOM_NL__2PRFIN20060426_112056_000000362047_00123_21720_9462.N1	26-APR-2006 11:20:56	Bright	36.000	82	48Bet UMa	2.3650	10600.	72	21720	No
170	GOM_NL__2PRFIN20060426_112218_000000372047_00123_21720_9463.N1	26-APR-2006 11:22:18	Bright	37.000	36	50Alp UMa	1.8000	6300.0	74	21720	No
171	GOM_NL__2PRFIN20060426_112631_000000372047_00123_21720_9464.N1	26-APR-2006 11:26:31	Bright	37.000	60	7Bet UMi	2.0810	3950.0	74	21720	No
172	GOM_NL__2PRFIN20060426_113001_000000362047_00123_21720_9465.N1	26-APR-2006 11:30:01	Bright	36.000	49	1Alp UMi	1.9900	6300.0	72	21720	No
173	GOM_NL__2PRFIN20060426_113743_000000432047_00123_21720_9466.N1	26-APR-2006 11:37:43	Bright	43.000	110	37Del Cas	2.6780	8900.0	86	21720	No
174	GOM_NL__2PRFIN20060426_113910_000000332047_00123_21720_9467.N1	26-APR-2006 11:39:10	Bright	33.000	68	18Alp Cas	2.2250	4500.0	66	21720	No
175	GOM_NL__2PRFIN20060426_114802_000000422047_00123_21720_9468.N1	26-APR-2006 11:48:02	Bright	42.000	93	53Bet Peg	2.5200	3100.0	84	21720	No
176	GOM_NL__2PRFIN20060426_115151_000000422047_00123_21720_9469.N1	26-APR-2006 11:51:51	Twi_and_stray	42.000	90	54Alp Peg	2.4870	11000.	84	21720	No
177	GOM_NL__2PRFIN20060426_120429_000000422047_00123_21720_9470.N1	26-APR-2006 12:04:29	Dark	41.500	18	24Alp PsA	1.1660	9700.0	83	21720	No
178	GOM_NL__2PRFIN20060426_120828_000000412047_00123_21720_9471.N1	26-APR-2006 12:08:28	Dark	41.000	172	Gam Gru	3.0030	13100.	82	21720	No
179	GOM_NL__2PRFIN20060426_121010_000000402047_00123_21720_9472.N1	26-APR-2006 12:10:10	Dark	40.000	31	Alp Gru	1.7340	15200.	80	21720	No
180	GOM_NL__2PRFIN20060426_121300_000000402047_00123_21720_9473.N1	26-APR-2006 12:13:00	Dark	39.500	148	Alp Tuc	2.8780	4100.0	79	21720	No
181	GOM_NL__2PRFIN20060426_121532_000000412047_00124_21721_9449.N1	26-APR-2006 12:15:32	Dark	40.500	45	Alp Pav	1.9400	26000.	81	21721	No
182	GOM_NL__2PRFIN20060426_122225_000000402047_00124_21721_9450.N1	26-APR-2006 12:22:25	Dark	40.000	43	Alp TrA	1.9100	4250.0	80	21721	No
183	GOM_NL__2PRFIN20060426_122436_000000382047_00124_21721_9451.N1	26-APR-2006 12:24:36	Straylight	37.500	134	Bet TrA	2.8100	6600.0	75	21721	No
184	GOM_NL__2PRFIN20060426_122646_000000432047_00124_21721_9452.N1	26-APR-2006 12:26:46	Straylight	43.000	4	Alp1Cen	-0.010000	5800.0	86	21721	No
185	GOM_NL__2PRFIN20060426_123008_000000412047_00124_21721_9453.N1	26-APR-2006 12:30:08	Straylight	40.500	78	Alp Lup	2.3040	28000.	81	21721	No
186	GOM_NL__2PRFIN20060426_123141_000000392047_00124_21721_9454.N1	26-APR-2006 12:31:41	Straylight	39.000	81	Eta Cen	2.3560	28000.	78	21721	No
187	GOM_NL__2PRFIN20060426_123351_000000442047_00124_21721_9455.N1	26-APR-2006 12:33:51	Straylight	44.000	54	5The Cen	2.0550	4500.0	88	21721	No
188	GOM_NL__2PRFIN20060426_123814_000000402047_00124_21721_9456.N1	26-APR-2006 12:38:14	Bright	39.500	169	46Gam Hya	2.9910	4700.0	79	21721	No
189	GOM_NL__2PRFIN20060426_124137_000000402047_00124_21721_9457.N1	26-APR-2006 12:41:37	Bright	40.000	15	67Alp Vir	0.97600	28000.	80	21721	No
190	GOM_NL__2PRFIN20060426_124440_000000352047_00124_21721_9458.N1	26-APR-2006 12:44:40	Bright	35.000	121	29Gam Vir	2.7400	7200.0	70	21721	No
191	GOM_NL__2PRFIN20060426_124806_000000352047_00124_21721_9459.N1	26-APR-2006 12:48:06	Bright	35.000	138	47Eps Vir	2.8280	4700.0	70	21721	No
192	GOM_NL__2PRFIN20060426_125555_000000362047_00124_21721_9460.N1	26-APR-2006 12:55:55	Bright	36.000	152	12Alp2CVn	2.8900	11000.	72	21721	No
193	GOM_NL__2PRFIN20060426_130017_000000342047_00124_21721_9461.N1	26-APR-2006 13:00:17	Bright	34.000	87	64Gam UMa	2.4330	11000.	68	21721	No
194	GOM_NL__2PRFIN20060426_130132_000000372047_00124_21721_9462.N1	26-APR-2006 13:01:32	Bright	36.500	82	48Bet UMa	2.3650	10600.	73	21721	No
195	GOM_NL__2PRFIN20060426_130254_000000382047_00124_21721_9463.N1	26-APR-2006 13:02:54	Bright	38.000	36	50Alp UMa	1.8000	6300.0	76	21721	No
196	GOM_NL__2PRFIN20060426_130706_000000402047_00124_21721_9464.N1	26-APR-2006 13:07:06	Bright	39.500	60	7Bet UMi	2.0810	3950.0	79	21721	No
197	GOM_NL__2PRFIN20060426_131037_000000332047_00124_21721_9465.N1	26-APR-2006 13:10:37	Bright	33.000	49	1Alp UMi	1.9900	6300.0	66	21721	No
198	GOM_NL__2PRFIN20060426_131819_000000442047_00124_21721_9466.N1	26-APR-2006 13:18:19	Bright	43.500	110	37Del Cas	2.6780	8900.0	87	21721	No
199	GOM_NL__2PRFIN20060426_131946_000000442047_00124_21721_9467.N1	26-APR-2006 13:19:46	Bright	43.500	68	18Alp Cas	2.2250	4500.0	87	21721	No
200	GOM_NL__2PRFIN20060426_132838_000000422047_00124_21721_9468.N1	26-APR-2006 13:28:38	Bright	41.500	93	53Bet Peg	2.5200	3100.0	83	21721	No
201	GOM_NL__2PRFIN20060426_133227_000000452047_00124_21721_9469.N1	26-APR-2006 13:32:27	Twi_and_stray	44.500	90	54Alp Peg	2.4870	11000.	89	21721	No
202	GOM_NL__2PRFIN20060426_134505_000000422047_00124_21721_9470.N1	26-APR-2006 13:45:05	Dark	41.500	18	24Alp PsA	1.1660	9700.0	83	21721	No
203	GOM_NL__2PRFIN20060426_134904_000000422047_00124_21721_9471.N1	26-APR-2006 13:49:04	Dark	41.500	172	Gam Gru	3.0030	13100.	83	21721	No
204	GOM_NL__2PRFIN20060426_135047_000000422047_00124_21721_9472.N1	26-APR-2006 13:50:47	Dark	41.500	31	Alp Gru	1.7340	15200.	83	21721	No
205	GOM_NL__2PRFIN20060426_135336_000000382047_00124_21721_9473.N1	26-APR-2006 13:53:36	Dark	38.000	148	Alp Tuc	2.8780	4100.0	76	21721	No
206	GOM_NL__2PRFIN20060426_135608_000000412047_00125_21722_9449.N1	26-APR-2006 13:56:08	Dark	41.000	45	Alp Pav	1.9400	26000.	82	21722	No
207	GOM_NL__2PRFIN20060426_140302_000000402047_00125_21722_9450.N1	26-APR-2006 14:03:02	Dark	40.000	43	Alp TrA	1.9100	4250.0	80	21722	No
208	GOM_NL__2PRFIN20060426_140513_000000382047_00125_21722_9451.N1	26-APR-2006 14:05:13	Straylight	38.000	134	Bet TrA	2.8100	6600.0	76	21722	No
209	GOM_NL__2PRFIN20060426_140723_000000412047_00125_21722_9452.N1	26-APR-2006 14:07:23	Straylight	41.000	4	Alp1Cen	-0.010000	5800.0	82	21722	No
210	GOM_NL__2PRFIN20060426_141044_000000392047_00125_21722_9453.N1	26-APR-2006 14:10:44	Straylight	39.000	78	Alp Lup	2.3040	28000.	78	21722	No
211	GOM_NL__2PRFIN20060426_141218_000000402047_00125_21722_9454.N1	26-APR-2006 14:12:18	Straylight	40.000	81	Eta Cen	2.3560	28000.	80	21722	No
212	GOM_NL__2PRFIN20060426_141427_000000442047_00125_21722_9455.N1	26-APR-2006 14:14:27	Straylight	44.000	54	5The Cen	2.0550	4500.0	88	21722	No
213	GOM_NL__2PRFIN20060426_141850_000000402047_00125_21722_9456.N1	26-APR-2006 14:18:50	Bright	40.000	169	46Gam Hya	2.9910	4700.0	80	21722	No
214	GOM_NL__2PRFIN20060426_142213_000000402047_00125_21722_9457.N1	26-APR-2006 14:22:13	Bright	39.500	15	67Alp Vir	0.97600	28000.	79	21722	No
215	GOM_NL__2PRFIN20060426_142516_000000352047_00125_21722_9458.N1	26-APR-2006 14:25:16	Bright	35.000	121	29Gam Vir	2.7400	7200.0	70	21722	No
216	GOM_NL__2PRFIN20060426_142842_000000362047_00125_21722_9459.N1	26-APR-2006 14:28:42	Bright	36.000	138	47Eps Vir	2.8280	4700.0	72	21722	No
217	GOM_NL__2PRFIN20060426_143631_000000532047_00125_21722_9460.N1	26-APR-2006 14:36:31	Bright	53.000	152	12Alp2CVn	2.8900	11000.	106	21722	No
218	GOM_NL__2PRFIN20060426_144053_000000342047_00125_21722_9461.N1	26-APR-2006 14:40:53	Bright	34.000	87	64Gam UMa	2.4330	11000.	68	21722	No
219	GOM_NL__2PRFIN20060426_144208_000000362047_00125_21722_9462.N1	26-APR-2006 14:42:08	Bright	36.000	82	48Bet UMa	2.3650	10600.	72	21722	No

220	GOM_NL__2PRFIN20060426_144331_000000372047_00125_21722_9463.N1	26-APR-2006 14:43:31	Bright	37.000	36	50Alp UMa	1.8000	6300.0	74	21722	No
221	GOM_NL__2PRFIN20060426_144742_000000352047_00125_21722_9464.N1	26-APR-2006 14:47:42	Bright	34.500	60	7Bet UMi	2.0810	3950.0	69	21722	No
222	GOM_NL__2PRFIN20060426_145113_000000362047_00125_21722_9465.N1	26-APR-2006 14:51:13	Bright	35.500	49	1Alp UMi	1.9900	6300.0	71	21722	No
223	GOM_NL__2PRFIN20060426_145856_000000392047_00125_21722_9466.N1	26-APR-2006 14:58:56	Bright	38.500	110	37Del Cas	2.6780	8900.0	77	21722	No
224	GOM_NL__2PRFIN20060426_150022_000000342047_00125_21722_9467.N1	26-APR-2006 15:00:22	Bright	34.000	68	18Alp Cas	2.2250	4500.0	68	21722	No
225	GOM_NL__2PRFIN20060426_150914_000000562047_00125_21722_9468.N1	26-APR-2006 15:09:14	Bright	56.000	93	53Bet Peg	2.5200	3100.0	112	21722	No
226	GOM_NL__2PRFIN20060426_151303_000000452047_00125_21722_9469.N1	26-APR-2006 15:13:03	Tw_i_and_stray	44.500	90	54Alp Peg	2.4870	11000.	89	21722	No
227	GOM_NL__2PRFIN20060426_152541_000000442047_00125_21722_9470.N1	26-APR-2006 15:25:41	Dark	43.500	18	24Alp PsA	1.1660	9700.0	87	21722	No
228	GOM_NL__2PRFIN20060426_152941_000000412047_00125_21722_9471.N1	26-APR-2006 15:29:41	Dark	41.000	172	Gam Gru	3.0030	13100.	82	21722	No
229	GOM_NL__2PRFIN20060426_153123_000000442047_00125_21722_9472.N1	26-APR-2006 15:31:23	Dark	44.000	31	Alp Gru	1.7340	15200.	88	21722	No
230	GOM_NL__2PRFIN20060426_153412_000000372047_00125_21722_9473.N1	26-APR-2006 15:34:12	Dark	36.500	148	Alp Tuc	2.8780	4100.0	73	21722	No
231	GOM_NL__2PRFIN20060426_153645_000000392047_00126_21723_9449.N1	26-APR-2006 15:36:45	Dark	39.000	45	Alp Pav	1.9400	26000.	78	21723	No
232	GOM_NL__2PRFIN20060426_154338_000000412047_00126_21723_9450.N1	26-APR-2006 15:43:38	Dark	40.500	43	Alp TrA	1.9100	4250.0	81	21723	No
233	GOM_NL__2PRFIN20060426_154549_000000382047_00126_21723_9451.N1	26-APR-2006 15:45:49	Straylight	38.000	134	Bet TrA	2.8100	6600.0	76	21723	No
234	GOM_NL__2PRFIN20060426_154759_000000412047_00126_21723_9452.N1	26-APR-2006 15:47:59	Straylight	41.000	4	Alp1Cen	-0.010000	5800.0	82	21723	No
235	GOM_NL__2PRFIN20060426_155120_000000422047_00126_21723_9453.N1	26-APR-2006 15:51:20	Straylight	41.500	78	Alp Lup	2.3040	28000.	83	21723	No
236	GOM_NL__2PRFIN20060426_155254_000000442047_00126_21723_9454.N1	26-APR-2006 15:52:54	Straylight	43.500	81	Eta Cen	2.3560	28000.	87	21723	No
237	GOM_NL__2PRFIN20060426_155504_000000462047_00126_21723_9455.N1	26-APR-2006 15:55:04	Straylight	45.500	54	5The Cen	2.0550	4500.0	91	21723	No
238	GOM_NL__2PRFIN20060426_155926_000000442047_00126_21723_9456.N1	26-APR-2006 15:59:26	Bright	43.500	169	46Gam Hya	2.9910	4700.0	87	21723	No
239	GOM_NL__2PRFIN20060426_160249_000000402047_00126_21723_9457.N1	26-APR-2006 16:02:49	Bright	39.500	15	67Alp Vir	0.97600	28000.	79	21723	No
240	GOM_NL__2PRFIN20060426_160552_000000362047_00126_21723_9458.N1	26-APR-2006 16:05:52	Bright	35.500	121	29Gam Vir	2.7400	7200.0	71	21723	No
241	GOM_NL__2PRFIN20060426_160918_000000362047_00126_21723_9459.N1	26-APR-2006 16:09:18	Bright	36.000	138	47Eps Vir	2.8280	4700.0	72	21723	No
242	GOM_NL__2PRFIN20060426_161707_000000372047_00126_21723_9460.N1	26-APR-2006 16:17:07	Bright	36.500	152	12Alp2CVn	2.8900	11000.	73	21723	No
243	GOM_NL__2PRFIN20060426_162129_000000342047_00126_21723_9461.N1	26-APR-2006 16:21:29	Bright	34.000	87	64Gam UMa	2.4330	11000.	68	21723	No
244	GOM_NL__2PRFIN20060426_162245_000000332047_00126_21723_9462.N1	26-APR-2006 16:22:45	Bright	33.000	82	48Bet UMa	2.3650	10600.	66	21723	No
245	GOM_NL__2PRFIN20060426_162407_000000372047_00126_21723_9463.N1	26-APR-2006 16:24:07	Bright	37.000	36	50Alp UMa	1.8000	6300.0	74	21723	No
246	GOM_NL__2PRFIN20060426_162818_000000392047_00126_21723_9464.N1	26-APR-2006 16:28:18	Bright	38.500	60	7Bet UMi	2.0810	3950.0	77	21723	No
247	GOM_NL__2PRFIN20060426_163149_000000352047_00126_21723_9465.N1	26-APR-2006 16:31:49	Bright	35.000	49	1Alp UMi	1.9900	6300.0	70	21723	No
248	GOM_NL__2PRFIN20060426_163932_000000322047_00126_21723_9466.N1	26-APR-2006 16:39:32	Bright	32.000	110	37Del Cas	2.6780	8900.0	64	21723	No
249	GOM_NL__2PRFIN20060426_164058_000000392047_00126_21723_9467.N1	26-APR-2006 16:40:58	Bright	38.500	68	18Alp Cas	2.2250	4500.0	77	21723	No
250	GOM_NL__2PRFIN20060426_164950_000000422047_00126_21723_9468.N1	26-APR-2006 16:49:50	Bright	42.000	93	53Bet Peg	2.5200	3100.0	84	21723	No
251	GOM_NL__2PRFIN20060426_165340_000000412047_00126_21723_9469.N1	26-APR-2006 16:53:40	Tw_i_and_stray	40.500	90	54Alp Peg	2.4870	11000.	81	21723	No
252	GOM_NL__2PRFIN20060426_170618_000000462047_00126_21723_9470.N1	26-APR-2006 17:06:18	Dark	46.000	18	24Alp PsA	1.1660	9700.0	92	21723	No
253	GOM_NL__2PRFIN20060426_171018_000000412047_00126_21723_9471.N1	26-APR-2006 17:10:18	Dark	40.500	172	Gam Gru	3.0030	13100.	81	21723	No
254	GOM_NL__2PRFIN20060426_171159_000000402047_00126_21723_9472.N1	26-APR-2006 17:11:59	Dark	39.500	31	Alp Gru	1.7340	15200.	79	21723	No
255	GOM_NL__2PRFIN20060426_171449_000000402047_00126_21723_9473.N1	26-APR-2006 17:14:49	Dark	39.500	148	Alp Tuc	2.8780	4100.0	79	21723	No
256	GOM_NL__2PRFIN20060426_171721_000000422047_00127_21724_9449.N1	26-APR-2006 17:17:21	Dark	41.500	45	Alp Pav	1.9400	26000.	83	21724	No
257	GOM_NL__2PRFIN20060426_172414_000000502047_00127_21724_9450.N1	26-APR-2006 17:24:14	Dark	49.500	43	Alp TrA	1.9100	4250.0	99	21724	No
258	GOM_NL__2PRFIN20060426_172625_000000402047_00127_21724_9451.N1	26-APR-2006 17:26:25	Straylight	39.500	134	Bet TrA	2.8100	6600.0	79	21724	No
259	GOM_NL__2PRFIN20060426_172835_000000492047_00127_21724_9452.N1	26-APR-2006 17:28:35	Straylight	49.000	4	Alp1Cen	-0.010000	5800.0	98	21724	No
260	GOM_NL__2PRFIN20060426_173157_000000412047_00127_21724_9453.N1	26-APR-2006 17:31:57	Straylight	40.500	78	Alp Lup	2.3040	28000.	81	21724	No
261	GOM_NL__2PRFIN20060426_173330_000000422047_00127_21724_9454.N1	26-APR-2006 17:33:30	Straylight	41.500	81	Eta Cen	2.3560	28000.	83	21724	No
262	GOM_NL__2PRFIN20060426_173540_000000412047_00127_21724_9455.N1	26-APR-2006 17:35:40	Straylight	41.000	54	5The Cen	2.0550	4500.0	82	21724	No
263	GOM_NL__2PRFIN20060426_174026_000000392047_00127_21724_9456.N1	26-APR-2006 17:40:26	Bright	38.500	106	9Bet Crv	2.6480	5600.0	77	21724	No
264	GOM_NL__2PRFIN20060426_174326_000000402047_00127_21724_9457.N1	26-APR-2006 17:43:26	Bright	39.500	15	67Alp Vir	0.97600	28000.	79	21724	No
265	GOM_NL__2PRFIN20060426_174628_000000372047_00127_21724_9458.N1	26-APR-2006 17:46:28	Bright	36.500	121	29Gam Vir	2.7400	7200.0	73	21724	No
266	GOM_NL__2PRFIN20060426_174954_000000362047_00127_21724_9459.N1	26-APR-2006 17:49:54	Bright	36.000	138	47Eps Vir	2.8280	4700.0	72	21724	No
267	GOM_NL__2PRFIN20060426_175743_000000352047_00127_21724_9460.N1	26-APR-2006 17:57:43	Bright	35.000	152	12Alp2CVn	2.8900	11000.	70	21724	No
268	GOM_NL__2PRFIN20060426_180206_000000362047_00127_21724_9461.N1	26-APR-2006 18:02:06	Bright	35.500	87	64Gam UMa	2.4330	11000.	71	21724	No
269	GOM_NL__2PRFIN20060426_180321_000000362047_00127_21724_9462.N1	26-APR-2006 18:03:21	Bright	36.000	82	48Bet UMa	2.3650	10600.	72	21724	No
270	GOM_NL__2PRFIN20060426_180443_000000372047_00127_21724_9463.N1	26-APR-2006 18:04:43	Bright	37.000	36	50Alp UMa	1.8000	6300.0	74	21724	No
271	GOM_NL__2PRFIN20060426_180854_000000372047_00127_21724_9464.N1	26-APR-2006 18:08:54	Bright	37.000	60	7Bet UMi	2.0810	3950.0	74	21724	No
272	GOM_NL__2PRFIN20060426_181225_000000362047_00127_21724_9465.N1	26-APR-2006 18:12:25	Bright	36.000	49	1Alp UMi	1.9900	6300.0	72	21724	No
273	GOM_NL__2PRFIN20060426_182008_000000322047_00127_21724_9466.N1	26-APR-2006 18:20:08	Bright	31.500	110	37Del Cas	2.6780	8900.0	63	21724	No
274	GOM_NL__2PRFIN20060426_182134_000000342047_00127_21724_9467.N1	26-APR-2006 18:21:34	Bright	33.500	68	18Alp Cas	2.2250	4500.0	67	21724	No
275	GOM_NL__2PRFIN20060426_183027_000000422047_00127_21724_9468.N1	26-APR-2006 18:30:27	Bright	42.000	93	53Bet Peg	2.5200	3100.0	84	21724	No
276	GOM_NL__2PRFIN20060426_183416_000000452047_00127_21724_9469.N1	26-APR-2006 18:34:16	Tw_i_and_stray	44.500	90	54Alp Peg	2.4870	11000.	89	21724	No
277	GOM_NL__2PRFIN20060426_184654_000000432047_00127_21724_9470.N1	26-APR-2006 18:46:54	Dark	43.000	18	24Alp PsA	1.1660	9700.0	86	21724	No
278	GOM_NL__2PRFIN20060426_185054_000000412047_00127_21724_9471.N1	26-APR-2006 18:50:54	Dark	40.500	172	Gam Gru	3.0030	13100.	81	21724	No

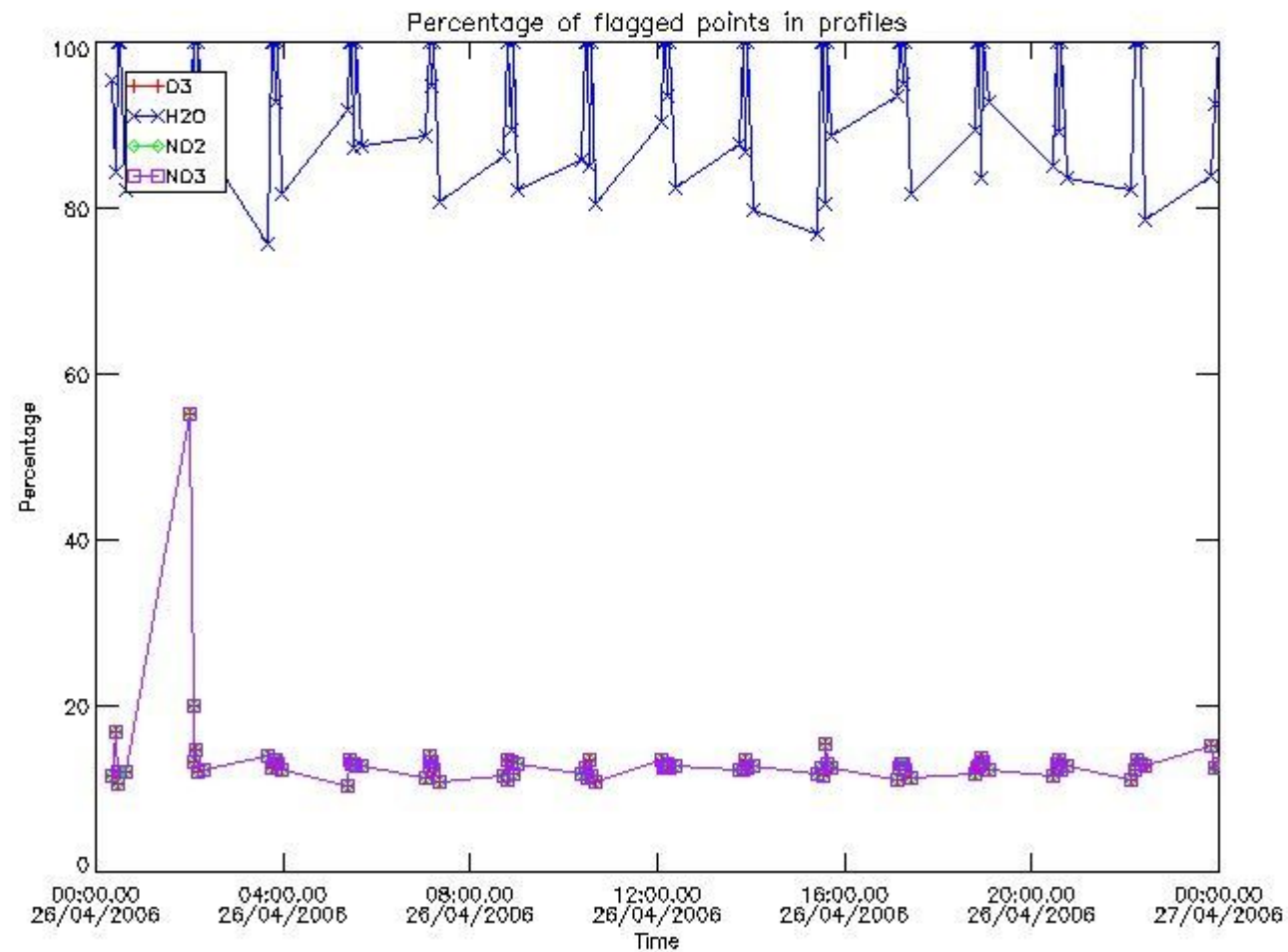
279	GOM_NL__2PRFIN20060426_185236_000000402047_00127_21724_9472.N1	26-APR-2006 18:52:36	Dark	40.000	31	Alp Gru	1.7340	15200.	80	21724	No
280	GOM_NL__2PRFIN20060426_185525_000000372047_00127_21724_9473.N1	26-APR-2006 18:55:25	Dark	37.000	148	Alp Tuc	2.8780	4100.0	74	21724	No
281	GOM_NL__2PRFIN20060426_185758_000000392047_00128_21725_9459.N1	26-APR-2006 18:57:58	Dark	38.500	45	Alp Pav	1.9400	26000.	77	21725	No
282	GOM_NL__2PRFIN20060426_190451_000000422047_00128_21725_9460.N1	26-APR-2006 19:04:51	Dark	41.500	43	Alp TrA	1.9100	4250.0	83	21725	No
283	GOM_NL__2PRFIN20060426_190702_000000372047_00128_21725_9461.N1	26-APR-2006 19:07:02	Straylight	37.000	134	Bet TrA	2.8100	6600.0	74	21725	No
284	GOM_NL__2PRFIN20060426_190911_000000492047_00128_21725_9462.N1	26-APR-2006 19:09:11	Straylight	49.000	4	Alp1Cen	-0.010000	5800.0	98	21725	No
285	GOM_NL__2PRFIN20060426_191233_000000422047_00128_21725_9463.N1	26-APR-2006 19:12:33	Straylight	41.500	78	Alp Lup	2.3040	28000.	83	21725	No
286	GOM_NL__2PRFIN20060426_191407_000000392047_00128_21725_9464.N1	26-APR-2006 19:14:07	Straylight	39.000	81	Eta Cen	2.3560	28000.	78	21725	No
287	GOM_NL__2PRFIN20060426_191616_000000442047_00128_21725_9465.N1	26-APR-2006 19:16:16	Straylight	43.500	54	5The Cen	2.0550	4500.0	87	21725	No
288	GOM_NL__2PRFIN20060426_192102_000000392047_00128_21725_9466.N1	26-APR-2006 19:21:02	Bright	39.000	106	9Bet Crv	2.6480	5600.0	78	21725	No
289	GOM_NL__2PRFIN20060426_192402_000000382047_00128_21725_9467.N1	26-APR-2006 19:24:02	Bright	38.000	15	67Alp Vir	0.97600	28000.	76	21725	No
290	GOM_NL__2PRFIN20060426_192704_000000362047_00128_21725_9468.N1	26-APR-2006 19:27:04	Bright	36.000	121	29Gam Vir	2.7400	7200.0	72	21725	No
291	GOM_NL__2PRFIN20060426_193030_000000362047_00128_21725_9469.N1	26-APR-2006 19:30:30	Bright	36.000	138	47Eps Vir	2.8280	4700.0	72	21725	No
292	GOM_NL__2PRFIN20060426_193819_000000352047_00128_21725_9470.N1	26-APR-2006 19:38:19	Bright	35.000	152	12Alp2CVn	2.8900	11000.	70	21725	No
293	GOM_NL__2PRFIN20060426_194242_000000362047_00128_21725_9471.N1	26-APR-2006 19:42:42	Bright	35.500	87	64Gam UMa	2.4330	11000.	71	21725	No
294	GOM_NL__2PRFIN20060426_194357_000000362047_00128_21725_9472.N1	26-APR-2006 19:43:57	Bright	36.000	82	48Bet UMa	2.3650	10600.	72	21725	No
295	GOM_NL__2PRFIN20060426_194519_000000382047_00128_21725_9473.N1	26-APR-2006 19:45:19	Bright	38.000	36	50Alp UMa	1.8000	6300.0	76	21725	No
296	GOM_NL__2PRFIN20060426_194929_000000402047_00128_21725_9474.N1	26-APR-2006 19:49:29	Bright	39.500	60	7Bet UMi	2.0810	3950.0	79	21725	No
297	GOM_NL__2PRFIN20060426_195301_000000332047_00128_21725_9475.N1	26-APR-2006 19:53:01	Bright	32.500	49	1Alp UMi	1.9900	6300.0	65	21725	No
298	GOM_NL__2PRFIN20060426_200044_000000402047_00128_21725_9476.N1	26-APR-2006 20:00:44	Bright	40.000	110	37Del Cas	2.6780	8900.0	80	21725	No
299	GOM_NL__2PRFIN20060426_200210_000000362047_00128_21725_9477.N1	26-APR-2006 20:02:10	Bright	36.000	68	18Alp Cas	2.2250	4500.0	72	21725	No
300	GOM_NL__2PRFIN20060426_201102_000000422047_00128_21725_9478.N1	26-APR-2006 20:11:02	Bright	42.000	93	53Bet Peg	2.5200	3100.0	84	21725	No
301	GOM_NL__2PRFIN20060426_201452_000000422047_00128_21725_9479.N1	26-APR-2006 20:14:52	Tw_i_and_stray	41.500	90	54Alp Peg	2.4870	11000.	83	21725	No
302	GOM_NL__2PRFIN20060426_202731_000000442047_00128_21725_9480.N1	26-APR-2006 20:27:31	Dark	44.000	18	24Alp PsA	1.1660	9700.0	88	21725	No
303	GOM_NL__2PRFIN20060426_203131_000000402047_00128_21725_9481.N1	26-APR-2006 20:31:31	Dark	39.500	172	Gam Gru	3.0030	13100.	79	21725	No
304	GOM_NL__2PRFIN20060426_203312_000000412047_00128_21725_9482.N1	26-APR-2006 20:33:12	Dark	40.500	31	Alp Gru	1.7340	15200.	81	21725	No
305	GOM_NL__2PRFIN20060426_203601_000000382047_00128_21725_9483.N1	26-APR-2006 20:36:01	Dark	37.500	148	Alp Tuc	2.8780	4100.0	75	21725	No
306	GOM_NL__2PRFIN20060426_203835_000000422047_00129_21726_9459.N1	26-APR-2006 20:38:35	Dark	41.500	45	Alp Pav	1.9400	26000.	83	21726	No
307	GOM_NL__2PRFIN20060426_204527_000000402047_00129_21726_9460.N1	26-APR-2006 20:45:27	Dark	40.000	43	Alp TrA	1.9100	4250.0	80	21726	No
308	GOM_NL__2PRFIN20060426_204738_000000382047_00129_21726_9461.N1	26-APR-2006 20:47:38	Straylight	37.500	134	Bet TrA	2.8100	6600.0	75	21726	No
309	GOM_NL__2PRFIN20060426_204948_000000432047_00129_21726_9462.N1	26-APR-2006 20:49:48	Straylight	42.500	4	Alp1Cen	-0.010000	5800.0	85	21726	No
310	GOM_NL__2PRFIN20060426_205309_000000412047_00129_21726_9463.N1	26-APR-2006 20:53:09	Straylight	40.500	78	Alp Lup	2.3040	28000.	81	21726	No
311	GOM_NL__2PRFIN20060426_205443_000000432047_00129_21726_9464.N1	26-APR-2006 20:54:43	Straylight	43.000	81	Eta Cen	2.3560	28000.	86	21726	No
312	GOM_NL__2PRFIN20060426_205652_000000442047_00129_21726_9465.N1	26-APR-2006 20:56:52	Straylight	43.500	54	5The Cen	2.0550	4500.0	87	21726	No
313	GOM_NL__2PRFIN20060426_210115_000000382047_00129_21726_9466.N1	26-APR-2006 21:01:15	Bright	38.000	169	46Gam Hya	2.9910	4700.0	76	21726	No
314	GOM_NL__2PRFIN20060426_210438_000000402047_00129_21726_9467.N1	26-APR-2006 21:04:38	Bright	40.000	15	67Alp Vir	0.97600	28000.	80	21726	No
315	GOM_NL__2PRFIN20060426_210740_000000362047_00129_21726_9468.N1	26-APR-2006 21:07:40	Bright	36.000	121	29Gam Vir	2.7400	7200.0	72	21726	No
316	GOM_NL__2PRFIN20060426_211106_000000362047_00129_21726_9469.N1	26-APR-2006 21:11:06	Bright	36.000	138	47Eps Vir	2.8280	4700.0	72	21726	No
317	GOM_NL__2PRFIN20060426_211855_000000342047_00129_21726_9470.N1	26-APR-2006 21:18:55	Bright	34.000	152	12Alp2CVn	2.8900	11000.	68	21726	No
318	GOM_NL__2PRFIN20060426_212318_000000352047_00129_21726_9471.N1	26-APR-2006 21:23:18	Bright	35.000	87	64Gam UMa	2.4330	11000.	70	21726	No
319	GOM_NL__2PRFIN20060426_212555_000000392047_00129_21726_9472.N1	26-APR-2006 21:25:55	Bright	38.500	36	50Alp UMa	1.8000	6300.0	77	21726	No
320	GOM_NL__2PRFIN20060426_213005_000000382047_00129_21726_9473.N1	26-APR-2006 21:30:05	Bright	38.000	60	7Bet UMi	2.0810	3950.0	76	21726	No
321	GOM_NL__2PRFIN20060426_213337_000000362047_00129_21726_9474.N1	26-APR-2006 21:33:37	Bright	36.000	49	1Alp UMi	1.9900	6300.0	72	21726	No
322	GOM_NL__2PRFIN20060426_214120_000000322047_00129_21726_9475.N1	26-APR-2006 21:41:20	Bright	31.500	110	37Del Cas	2.6780	8900.0	63	21726	No
323	GOM_NL__2PRFIN20060426_214246_000000362047_00129_21726_9476.N1	26-APR-2006 21:42:46	Bright	35.500	68	18Alp Cas	2.2250	4500.0	71	21726	No
324	GOM_NL__2PRFIN20060426_215139_000000442047_00129_21726_9477.N1	26-APR-2006 21:51:39	Bright	43.500	93	53Bet Peg	2.5200	3100.0	87	21726	No
325	GOM_NL__2PRFIN20060426_215528_000000412047_00129_21726_9478.N1	26-APR-2006 21:55:28	Tw_i_and_stray	41.000	90	54Alp Peg	2.4870	11000.	82	21726	No
326	GOM_NL__2PRFIN20060426_220807_000000462047_00129_21726_9479.N1	26-APR-2006 22:08:07	Dark	45.500	18	24Alp PsA	1.1660	9700.0	91	21726	No
327	GOM_NL__2PRFIN20060426_221207_000000422047_00129_21726_9480.N1	26-APR-2006 22:12:07	Dark	41.500	172	Gam Gru	3.0030	13100.	83	21726	No
328	GOM_NL__2PRFIN20060426_221349_000000382047_00129_21726_9481.N1	26-APR-2006 22:13:49	Dark	38.000	31	Alp Gru	1.7340	15200.	76	21726	No
329	GOM_NL__2PRFIN20060426_221911_000000402047_00130_21727_9459.N1	26-APR-2006 22:19:11	Dark	39.500	45	Alp Pav	1.9400	26000.	79	21727	No
330	GOM_NL__2PRFIN20060426_222603_000000402047_00130_21727_9460.N1	26-APR-2006 22:26:03	Dark	40.000	43	Alp TrA	1.9100	4250.0	80	21727	No
331	GOM_NL__2PRFIN20060426_222814_000000392047_00130_21727_9461.N1	26-APR-2006 22:28:14	Straylight	39.000	134	Bet TrA	2.8100	6600.0	78	21727	No
332	GOM_NL__2PRFIN20060426_223024_000000522047_00130_21727_9462.N1	26-APR-2006 22:30:24	Straylight	51.500	4	Alp1Cen	-0.010000	5800.0	103	21727	No
333	GOM_NL__2PRFIN20060426_223346_000000402047_00130_21727_9463.N1	26-APR-2006 22:33:46	Straylight	40.000	78	Alp Lup	2.3040	28000.	80	21727	No
334	GOM_NL__2PRFIN20060426_223519_000000412047_00130_21727_9464.N1	26-APR-2006 22:35:19	Straylight	40.500	81	Eta Cen	2.3560	28000.	81	21727	No
335	GOM_NL__2PRFIN20060426_223728_000000442047_00130_21727_9465.N1	26-APR-2006 22:37:28	Straylight	44.000	54	5The Cen	2.0550	4500.0	88	21727	No
336	GOM_NL__2PRFIN20060426_224151_000000372047_00130_21727_9466.N1	26-APR-2006 22:41:51	Bright	37.000	169	46Gam Hya	2.9910	4700.0	74	21727	No
337	GOM_NL__2PRFIN20060426_224514_000000392047_00130_21727_9467.N1	26-APR-2006 22:45:14	Bright	39.000	15	67Alp Vir	0.97600	28000.	78	21727	No

338	GOM_NL__2PRFIN20060426_224816_000000372047_00130_21727_9468.N1	26-APR-2006 22:48:16	Bright	36.500	121	29Gam Vir	2.7400	7200.0	73	21727	No
339	GOM_NL__2PRFIN20060426_225142_000000362047_00130_21727_9469.N1	26-APR-2006 22:51:42	Bright	35.500	138	47Eps Vir	2.8280	4700.0	71	21727	No
340	GOM_NL__2PRFIN20060426_225931_000000352047_00130_21727_9470.N1	26-APR-2006 22:59:31	Bright	34.500	152	12Alp2CVn	2.8900	11000.	69	21727	No
341	GOM_NL__2PRFIN20060426_230354_000000332047_00130_21727_9471.N1	26-APR-2006 23:03:54	Bright	33.000	87	64Gam UMa	2.4330	11000.	66	21727	No
342	GOM_NL__2PRFIN20060426_230631_000000382047_00130_21727_9472.N1	26-APR-2006 23:06:31	Bright	38.000	36	50Alp UMa	1.8000	6300.0	76	21727	No
343	GOM_NL__2PRFIN20060426_231041_000000392047_00130_21727_9473.N1	26-APR-2006 23:10:41	Bright	39.000	60	7Bet UMi	2.0810	3950.0	78	21727	No
344	GOM_NL__2PRFIN20060426_231413_000000332047_00130_21727_9474.N1	26-APR-2006 23:14:13	Bright	32.500	49	1Alp UMi	1.9900	6300.0	65	21727	No
345	GOM_NL__2PRFIN20060426_232156_000000522047_00130_21727_9475.N1	26-APR-2006 23:21:56	Bright	52.000	110	37Del Cas	2.6780	8900.0	104	21727	No
346	GOM_NL__2PRFIN20060426_232322_000000352047_00130_21727_9476.N1	26-APR-2006 23:23:22	Bright	35.000	68	18Alp Cas	2.2250	4500.0	70	21727	No
347	GOM_NL__2PRFIN20060426_233215_000000412047_00130_21727_9477.N1	26-APR-2006 23:32:15	Bright	40.500	93	53Bet Peg	2.5200	3100.0	81	21727	No
348	GOM_NL__2PRFIN20060426_233604_000000452047_00130_21727_9478.N1	26-APR-2006 23:36:04	Tw_i_and_stray	44.500	90	54Alp Peg	2.4870	11000.	89	21727	No
349	GOM_NL__2PRFIN20060426_234843_000000442047_00130_21727_9479.N1	26-APR-2006 23:48:43	Dark	43.500	18	24Alp PsA	1.1660	9700.0	87	21727	No
350	GOM_NL__2PRFIN20060426_235425_000000412047_00130_21727_9480.N1	26-APR-2006 23:54:25	Dark	40.500	31	Alp Gru	1.7340	15200.	81	21727	No
351	GOM_NL__2PRFIN20060426_235947_000000392047_00131_21728_9459.N1	26-APR-2006 23:59:47	Dark	39.000	45	Alp Pav	1.9400	26000.	78	21728	No

3. Quality information per product

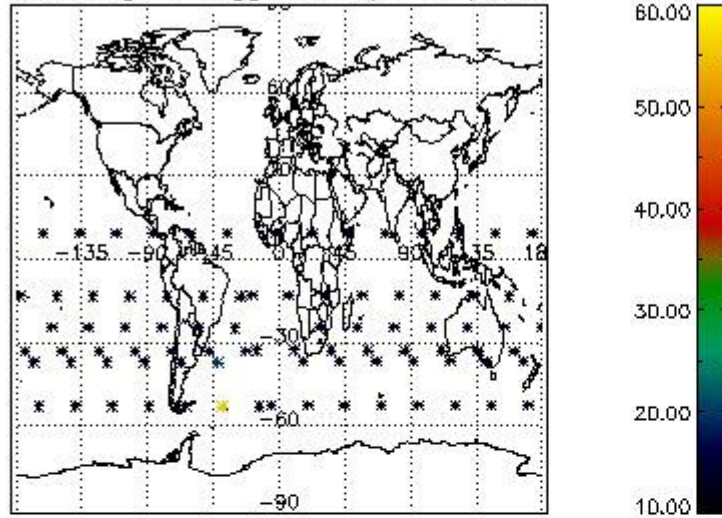
In this section it is plotted some information contained in the Quality Summary data set of the level 2 products. Only products in dark limb conditions and without errors (error flag in the MPH set to "0") are used.

3.1 Plot quality information per product (time dependant)

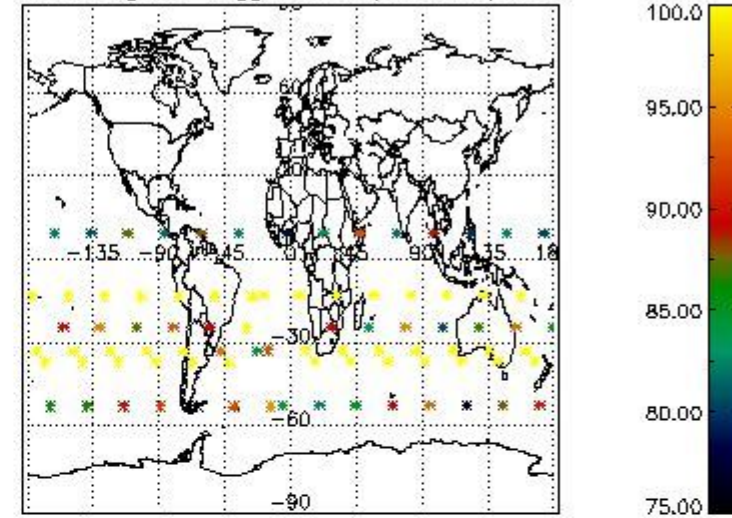


3.2 Plot quality information per product (world map)

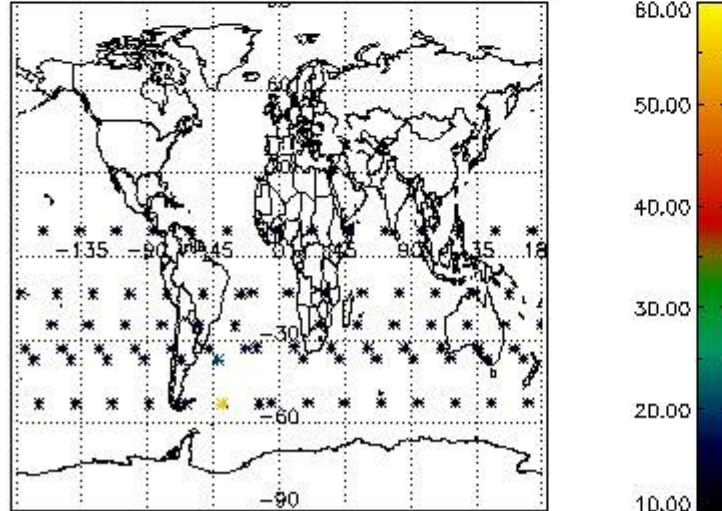
Percentage of flagged data per O3 profile



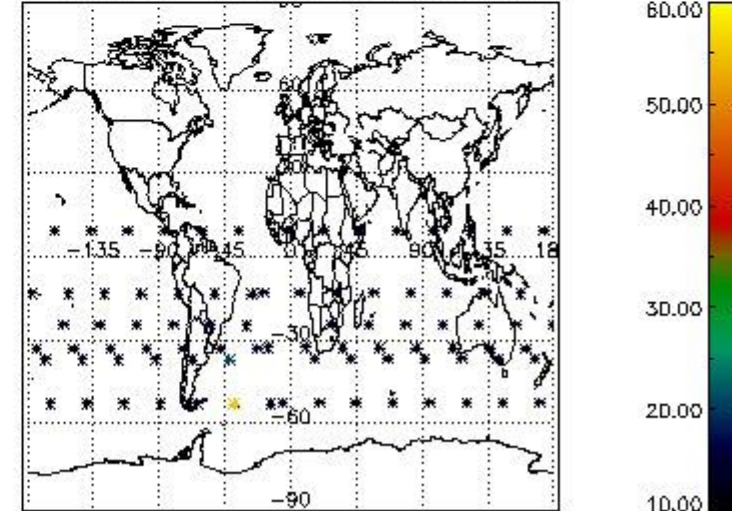
Percentage of flagged data per H2O profile



Percentage of flagged data per NO2 profile



Percentage of flagged data per NO3 profile

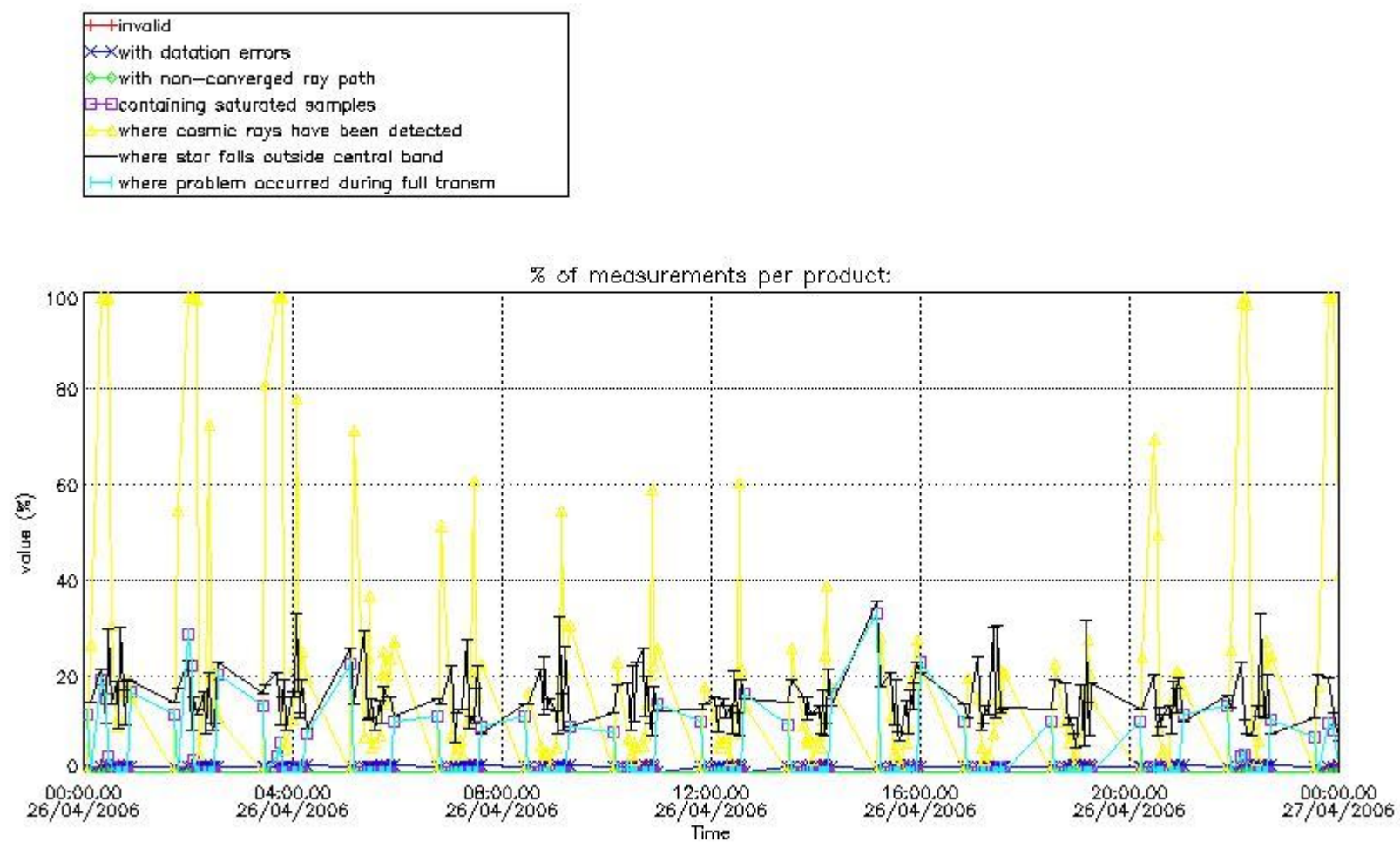


4. Level 1 quality information per product

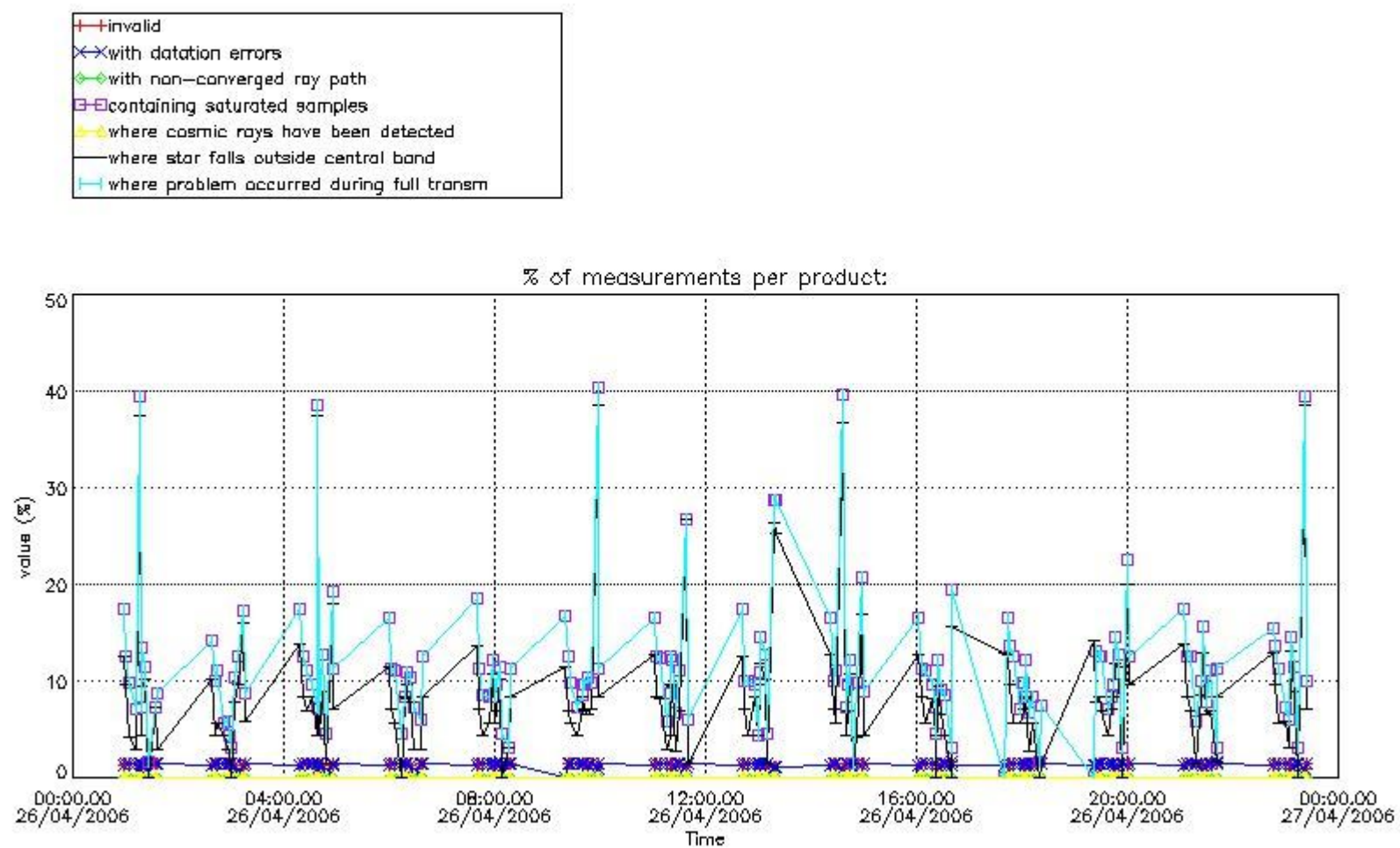
In this section it is plotted some information contained in the Quality Summary data set of the level 2 products that comes from the level 1b processing. Products without errors (error flag in the MPH set to "0") are used.

4.1 Plot quality information per product (time dependant) coming from level 1b processing

4.1.1 Plot level 1 quality information per product (time dependant): ENVISAT ASCENDING passes



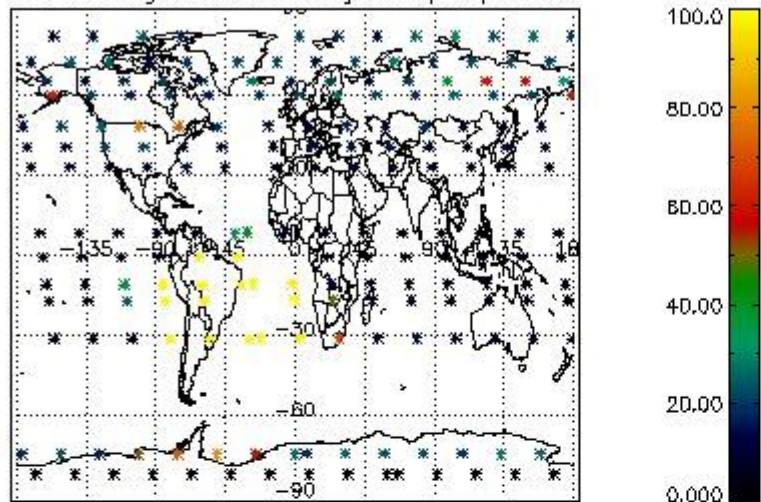
4.1.2 Plot level 1 quality information per product (time dependant): ENVI SAT DESCENDING passes



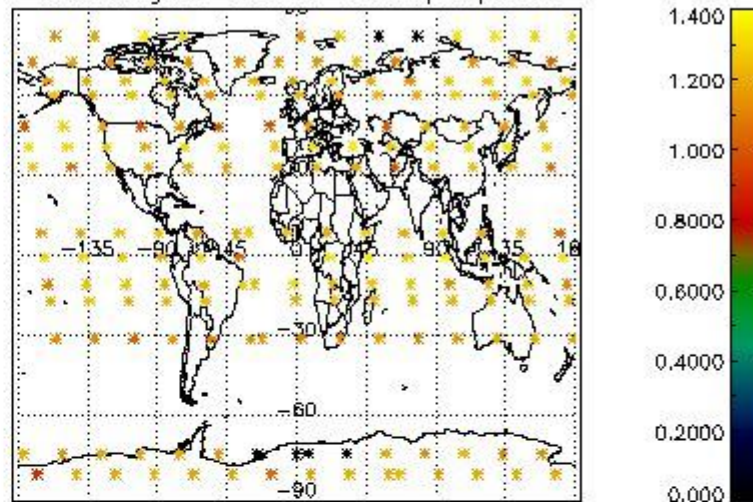
4.2 Plot quality information per product coming from level 1b processing (world map)

4.2.1 Plot level 1 quality information per product (world map): ENVISAT ASCENDING passes

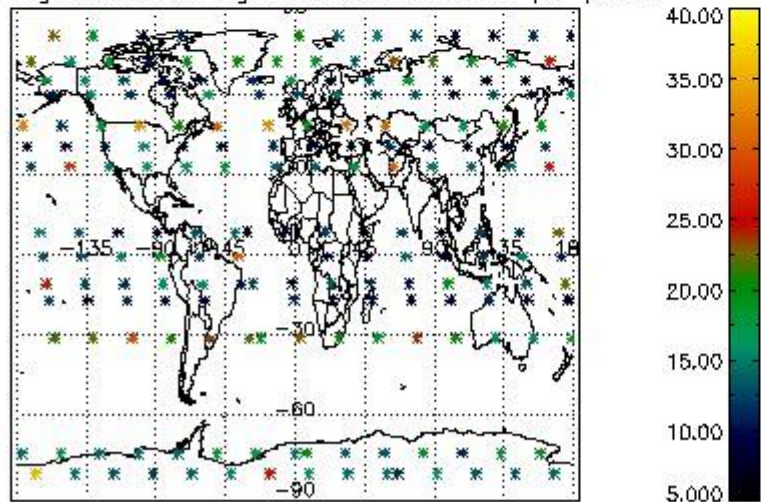
Percentage of cosmic ray hits per profile



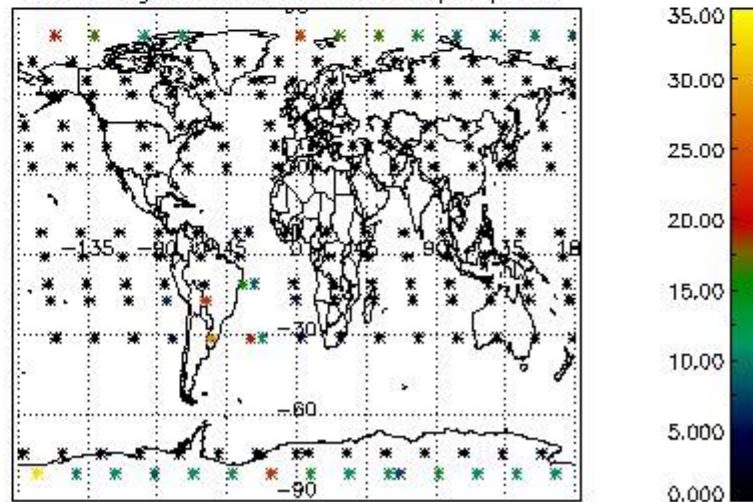
Percentage of datation errors per profile



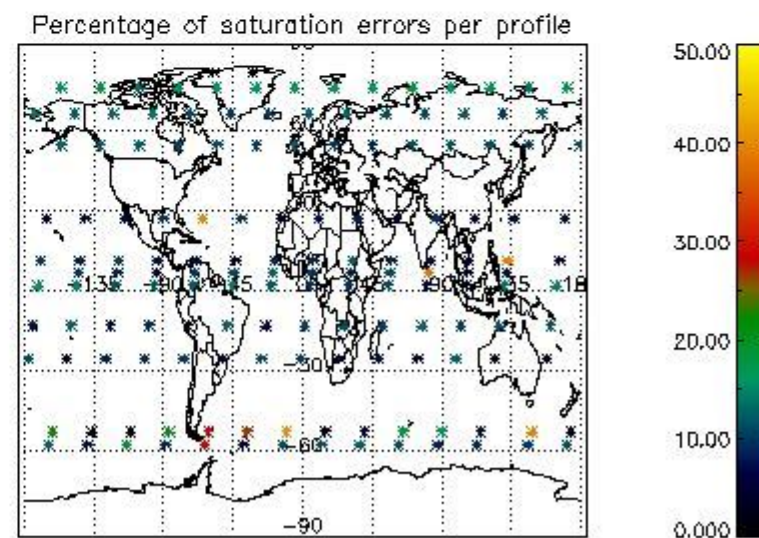
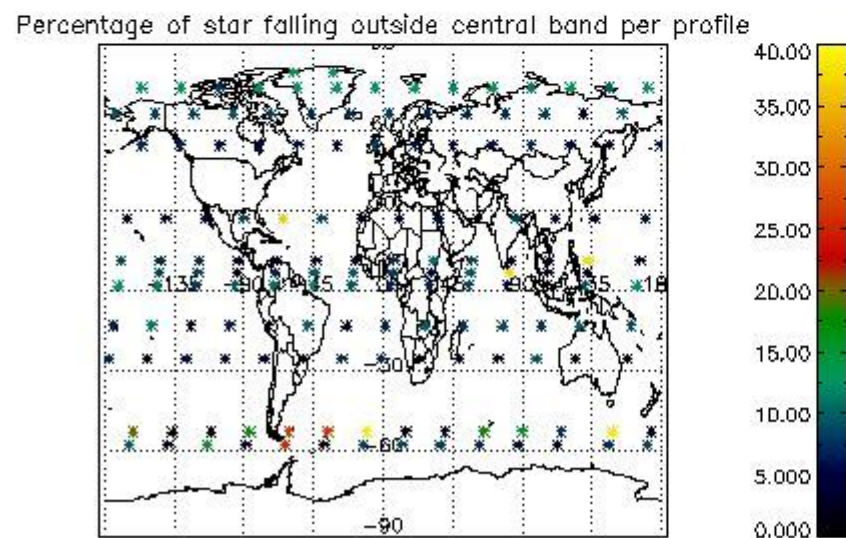
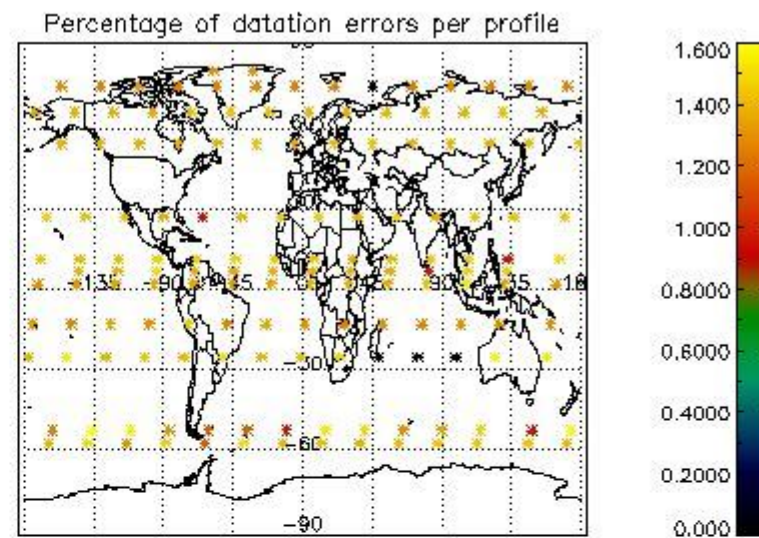
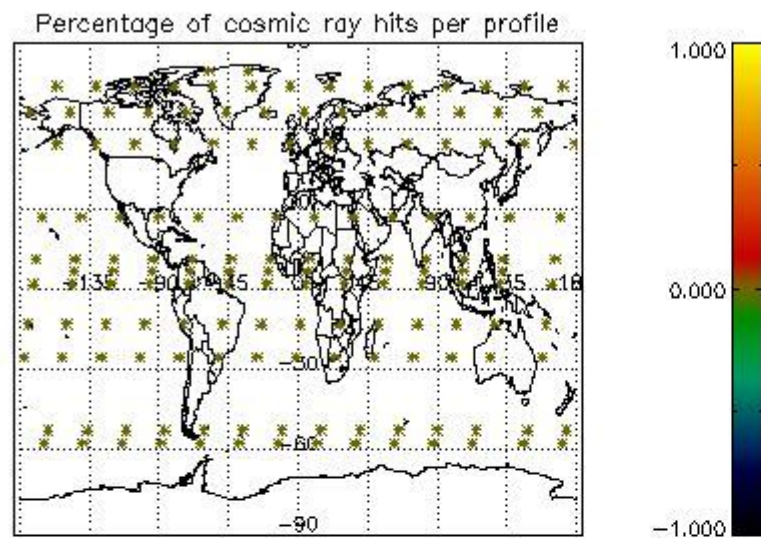
Percentage of star falling outside central band per profile



Percentage of saturation errors per profile



4.2.2 Plot level 1 quality information per product (world map): ENVISAT DESCENDING passes



5. Trace gas profiles

5.1 Ozone statistics based on quality of products

The final quality of the products can be "measured" using the STD (Standard Deviation) attached to every point profile. This information is written to the parameter GOM_NL__2P/NL_LOCAL_SPECIES_DENSITY/o3_std of the level 2 products. The table below shows the statistics for given STD ranges.

The statistics are given with respect to the overall valid production:

- Products without fatal errors: GOM_NL__2P/MPH/PRODUCT_ERR=0
- Valid point profile: GOM_NL__2P/NL_LOCAL_SPECIES_DENSITY/pcd(0)=0

The 'Criteria' is applied to valid points of dark limb products:

- Products in dark limb illumination condition: GOM_NL__2P/NL_SUMMARY_QUALITY/obs_ill_cond=0
- Products without fatal errors: GOM_NL__2P/MPH/PRODUCT_ERR=0
- Valid point profile: GOM_NL__2P/NL_LOCAL_SPECIES_DENSITY/pcd(0)=0

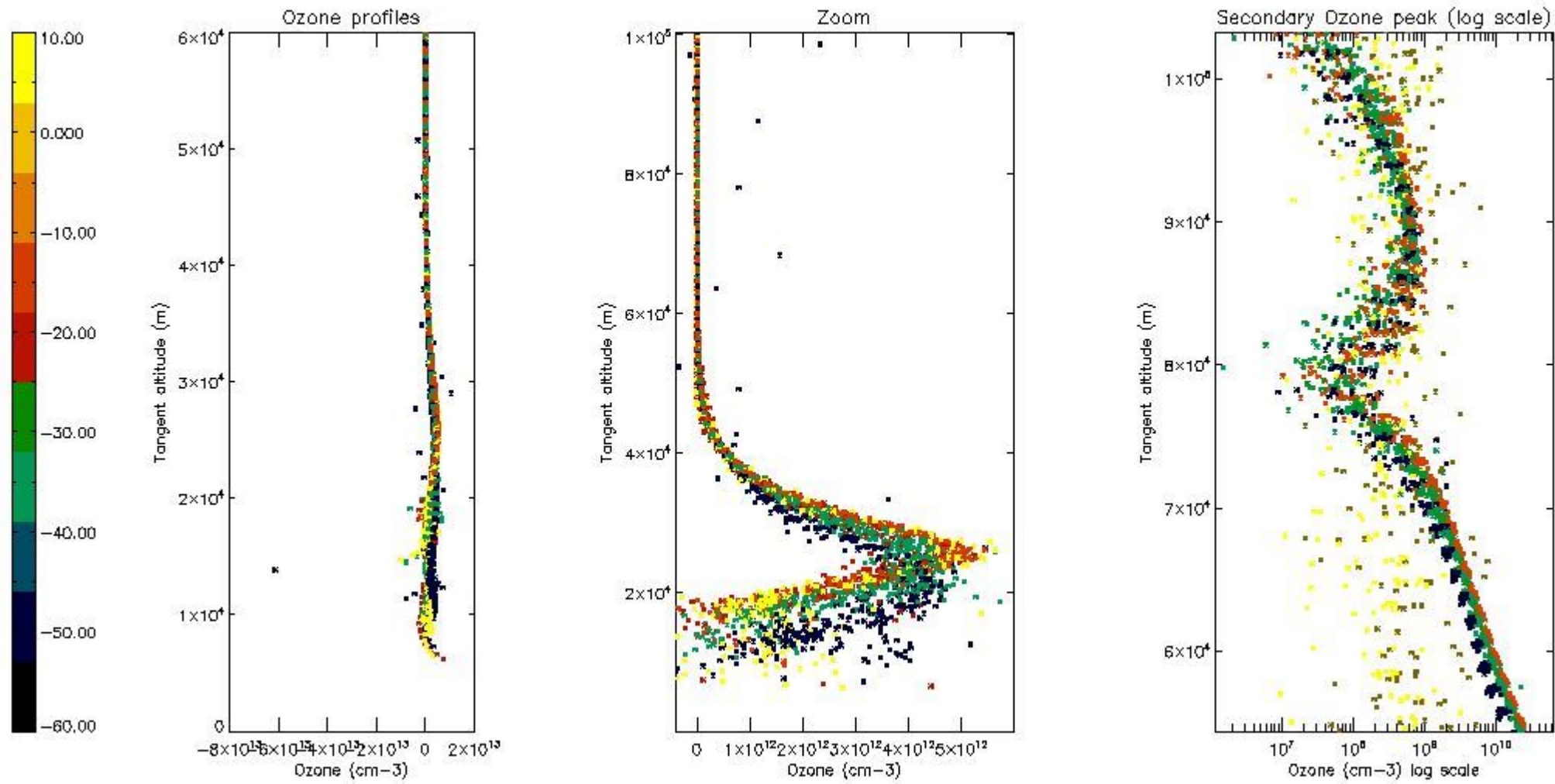
So, the table below shows the percentage of dark limb and valid observations for each criteria with respect to the overall valid daily observations.

Criteria	% of total production
All STD	26
STD < 20	14

STD < 10	11
STD < 5	7

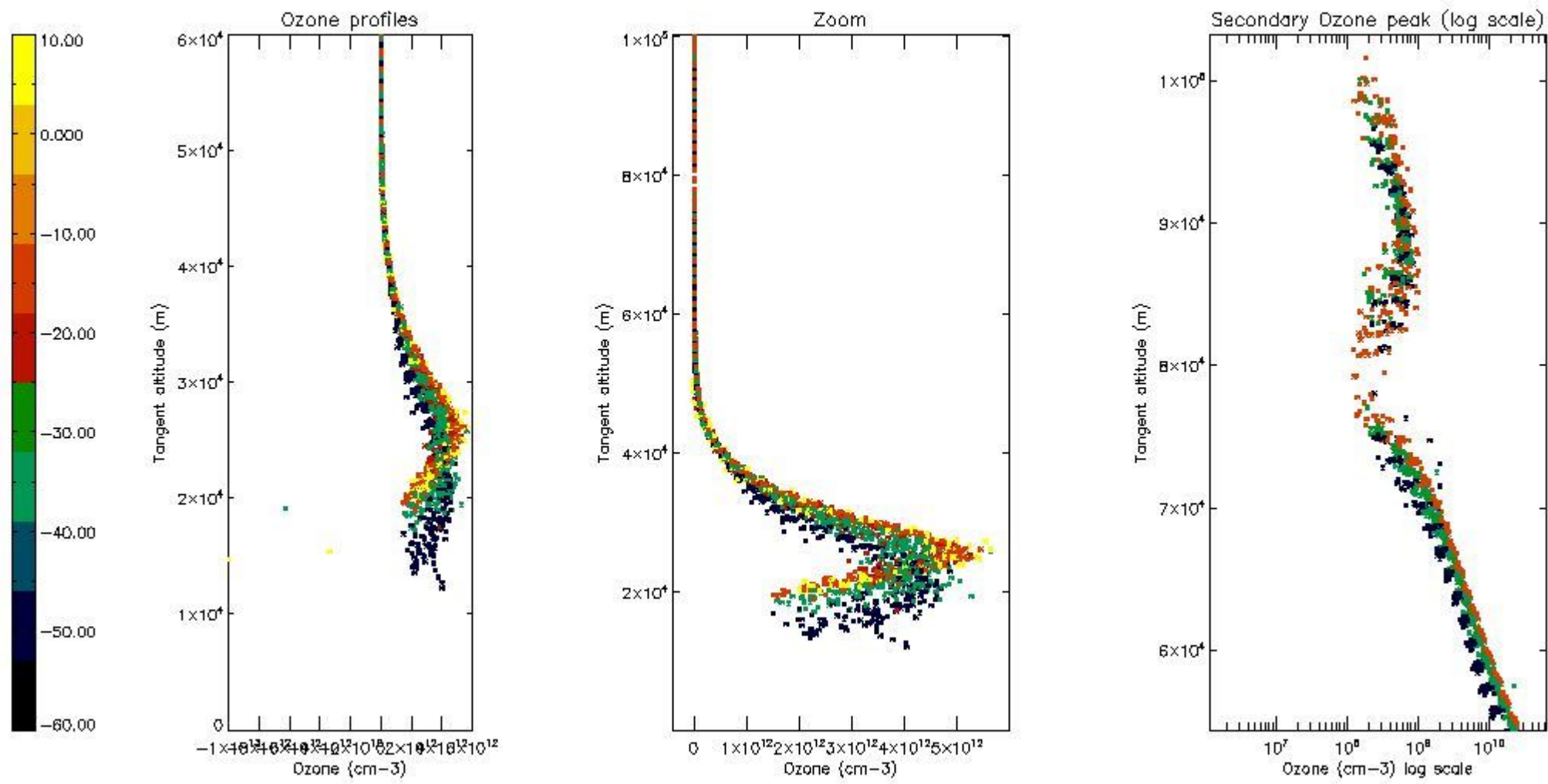
5.2 Plot ozone profiles for all STD (dark without errors)

The colorbar represents the latitude.



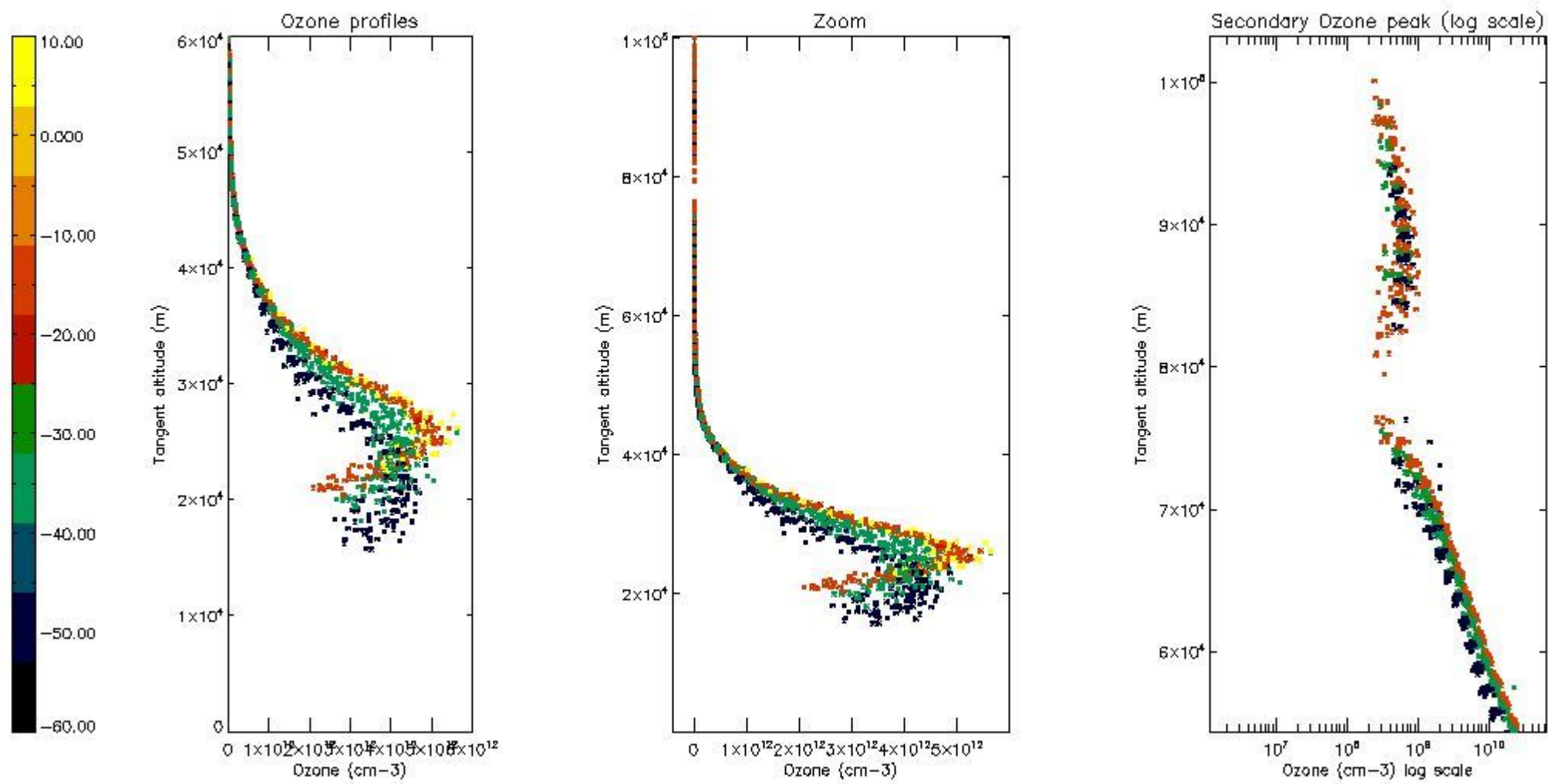
5.3 Plot ozone profiles where STD < 20% (dark without errors)

The colorbar represents the latitude.



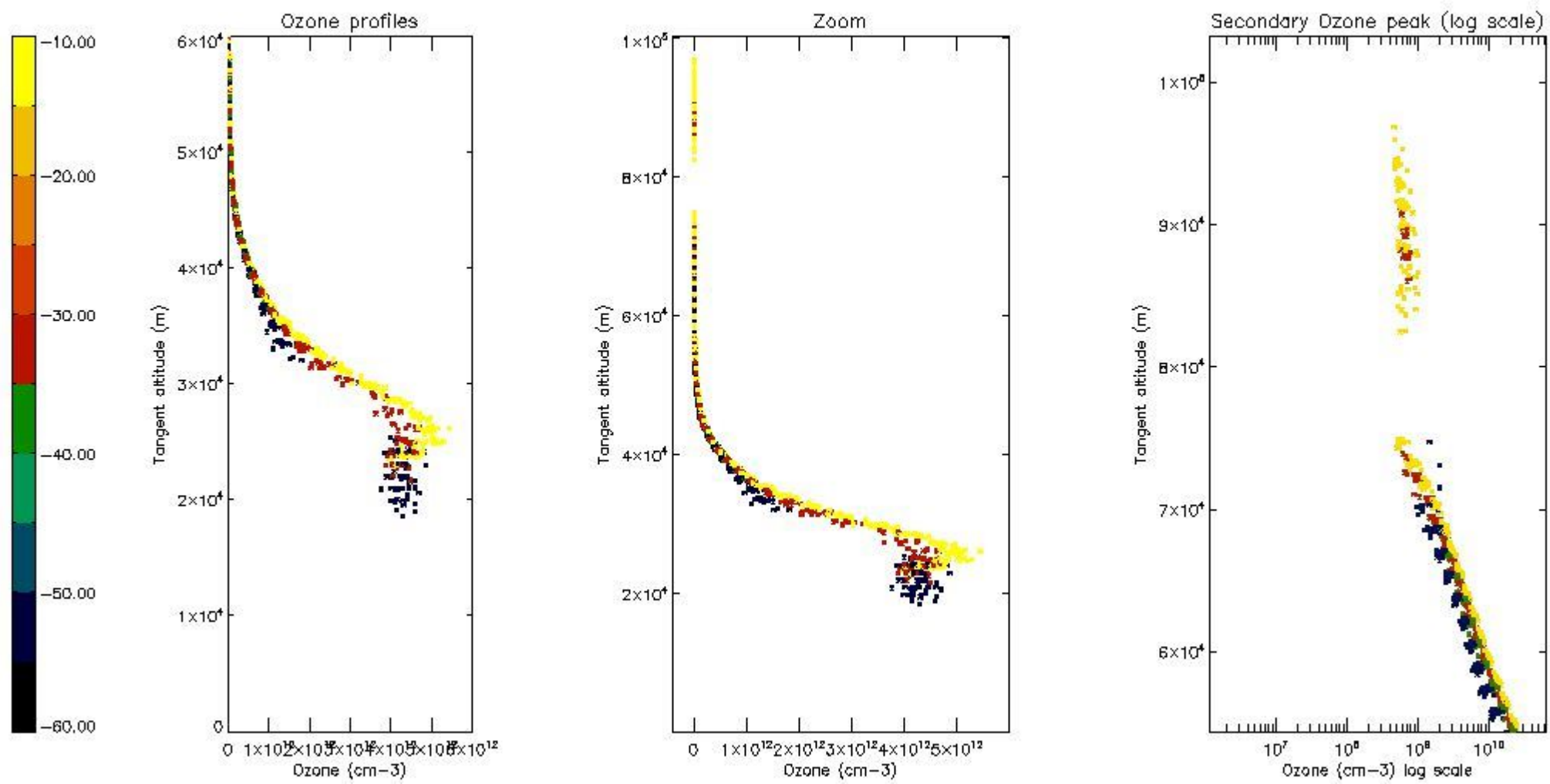
5.4 Plot ozone profiles where STD < 10% (dark without errors)

The colorbar represents the latitude.



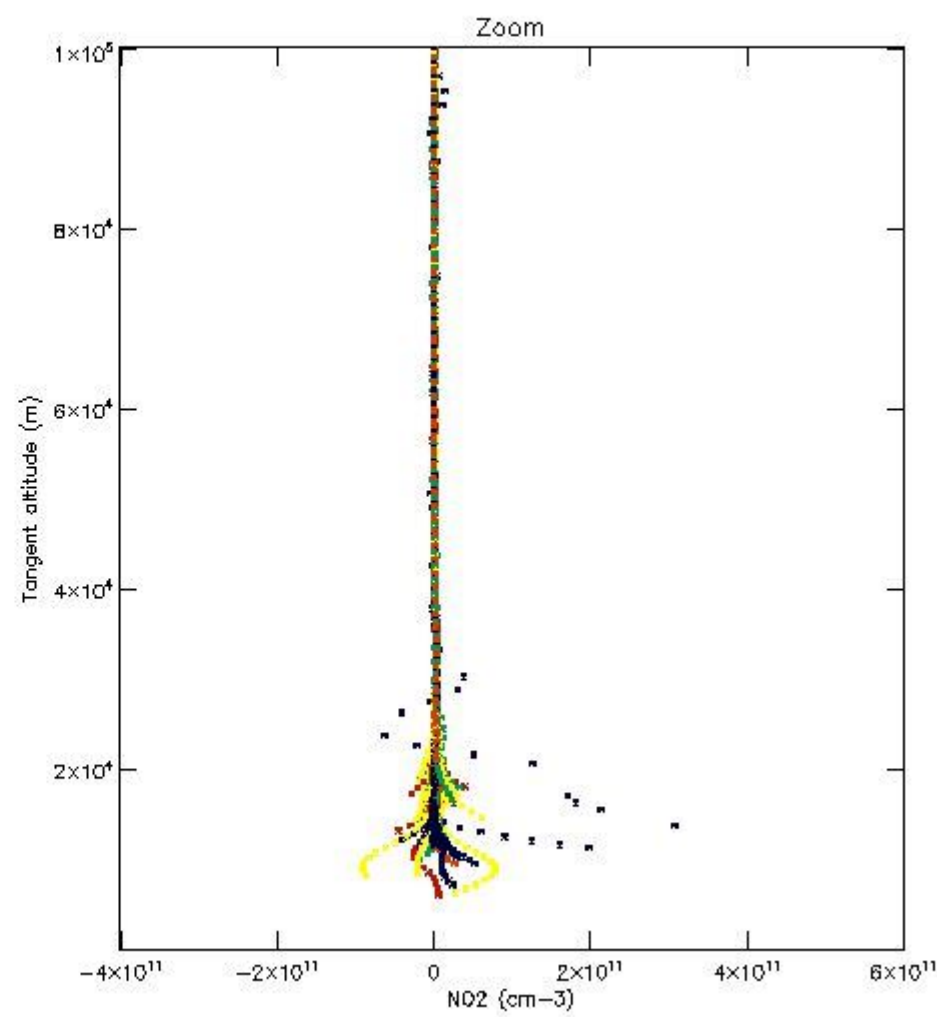
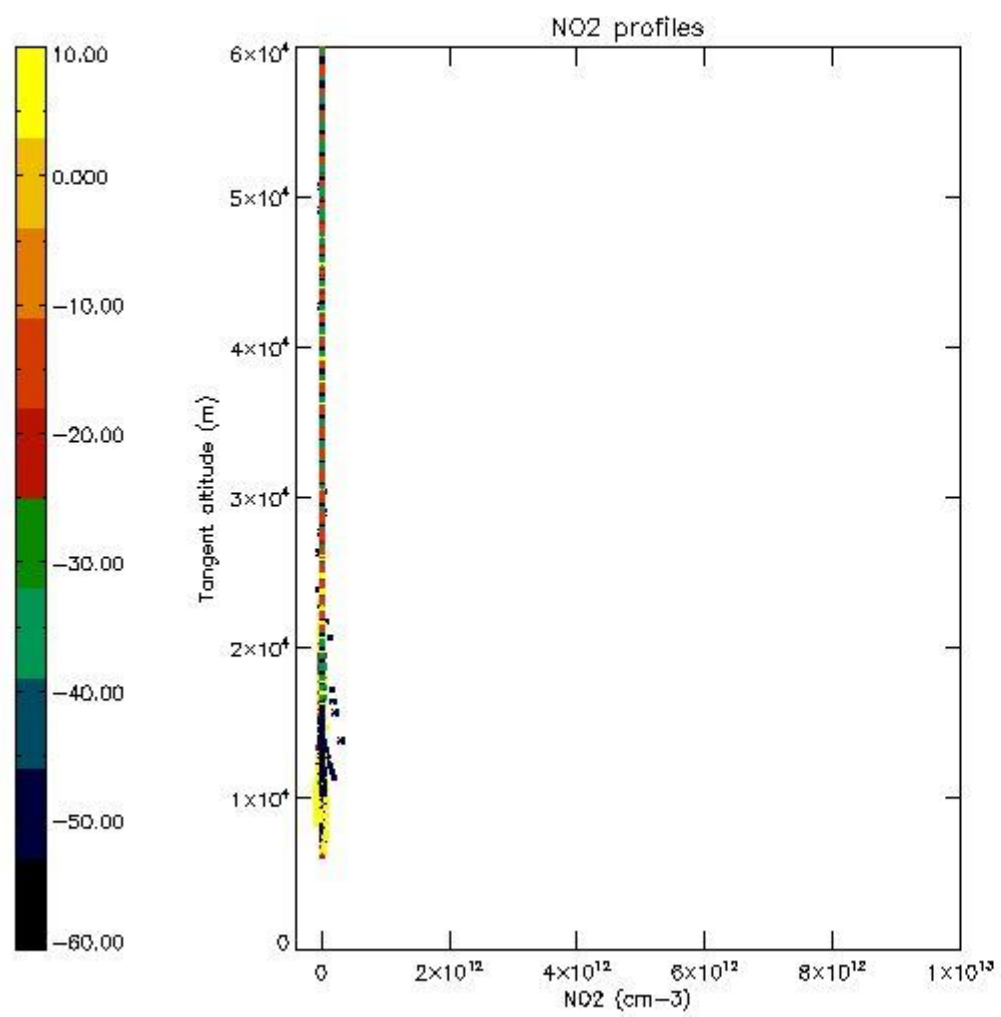
5.5 Plot ozone profiles where STD < 5% (dark without errors)

The colorbar represents the latitude.



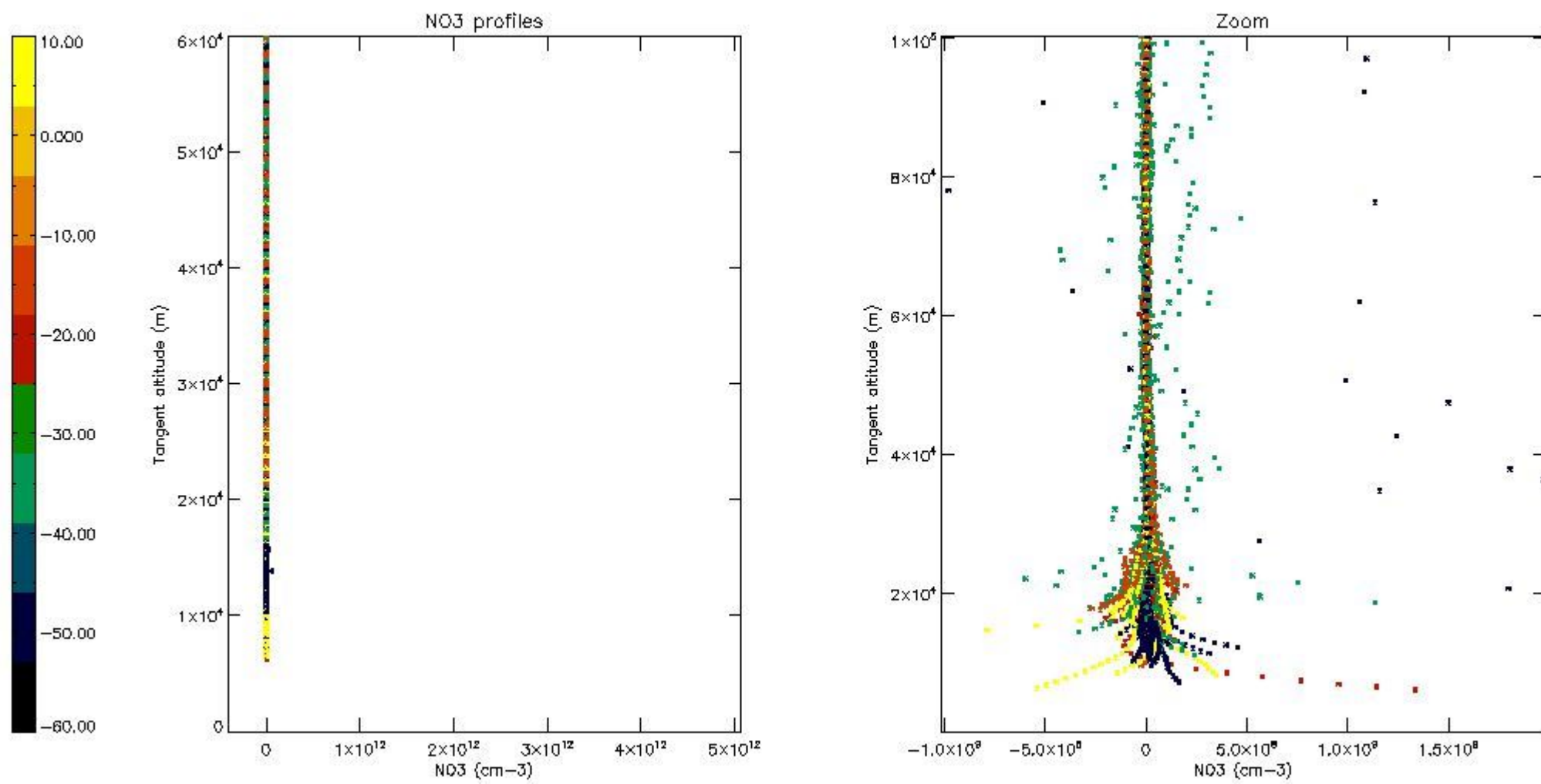
5.6 Plot NO₂ profiles for all STD (dark without errors)

The colorbar represents the latitude.



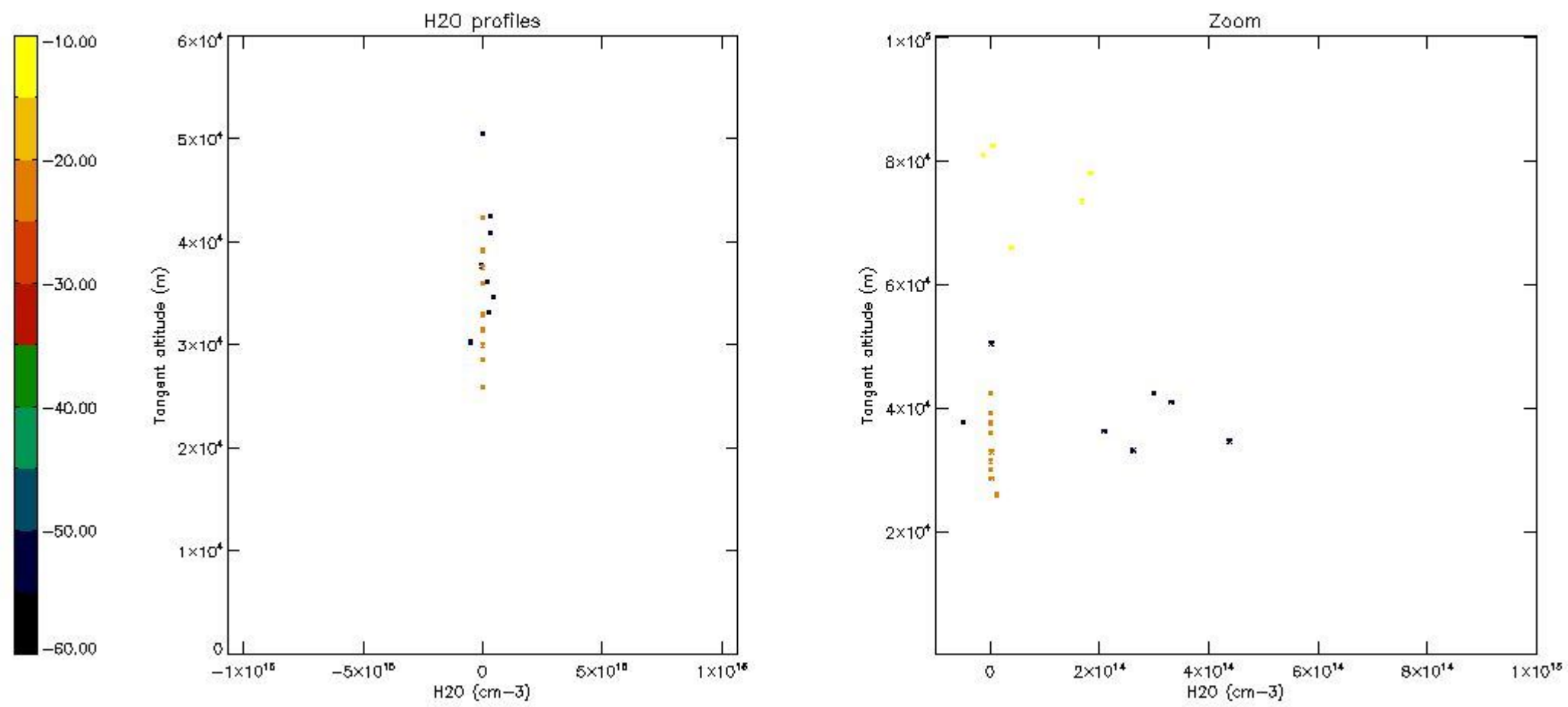
5.7 Plot NO3 profiles for all STD (dark without errors)

The colorbar represents the latitude.



5.8 Plot H₂O profiles for all STD (only for occultations of stars 1,2,3,4,13,14,16,26,63 dark without errors)

The colorbar represents the latitude.



6. Auxiliary Data Files used for the production reported in section 2

The number reported in the third column indicates since which file (see list in section 2) the corresponding auxiliary file has been used. The fourth column is the date of those product files.

Type	Auxiliary Filename	Used since product	Used since product date
INST_PHYS_CHARACTERISTICS	GOM_INS_AXVIEC20091111_143220_20030716_120000_20500101_000000	1	26-APR-2006 00:03:49
LEVEL-2_PROC_CONFIG	GOM_PR2_AXVIEC20091111_152718_20020301_000000_20500101_000000	1	26-APR-2006 00:03:49
CROSS_SECTIONS_FILE	GOM_CRS_AXVIEC20091111_154832_20020301_000000_20500101_000000	1	26-APR-2006 00:03:49

GOMOS Level 2 Daily Report

SUMMARY

[1. General Info](#)

[2. Summary of processed GOM_NL_2P products](#)

[3. Level 2 Quality information per product](#)

[3.1 Plot of level 2 quality information per product \(time dependant\)](#)

[3.2 Plot of level 2 quality information per product \(world map\)](#)

[4. Level 1 Quality information per product \(stored on level 2 products\)](#)

[4.1 Plot of level 1 quality information per product \(time dependant\)](#)

[4.1.1 Plot of level 1 quality information per product \(time dependant\): ASCENDING](#)

[4.1.2 Plot of level 1 quality information per product \(time dependant\): DESCENDING](#)

[4.2 Plot of level 1 quality information per product \(world map\)](#)

[4.2.1 Plot of level 1 quality information per product \(world map\): ASCENDING](#)

[4.2.2 Plot of level 1 quality information per product \(world map\): DESCENDING](#)

[5. Ozone profiles based on quality statistics and other trace gas profiles](#)

[5.1 Ozone statistics based on quality of products](#)

[5.2 Plot ozone profiles for all STD \(dark without errors\)](#)

[5.3 Plot ozone profiles where STD < 20% \(dark without errors\)](#)

[5.4. Plot ozone profiles where STD < 10% \(dark without errors\)](#)

[5.5. Plot ozone profiles where STD < 5% \(dark without errors\)](#)

[5.6 Plot NO2 profiles for all STD \(dark without errors\)](#)

[5.7 Plot NO3 profiles for all STD \(dark without errors\)](#)

[5.8 Plot H2O profiles \(only for occultations of stars 1,2,3,4,13,14,16,26,63 dark without errors\) for all STD](#)

[6. Auxiliary Data Files used for the production reported in section 2](#)

This report presents the daily analysis on parameters extracted from GOMOS level 2 data (GOM_NL__2P). It is intended to monitor some important parameters that will impact the quality of these products. A list of level 2 products (and content) that have arrived during the reporting day to the PCF is also given.

Item	Value
Time of report generation	23APR2013 19:23:12
Data source version	GOMOS/6.01
Start time of products	26-04-2006 (26APR2006 00:00:00)
Stop time of products	27-04-2006 (27APR2006 00:00:00)
Store outputs in DB	Yes
Nb of level 2 prods	351
Nb of prods with errors	0

2. Summary of processed GOM_NL__2P products.

Nr	Filename	UTC Start time	Limb	Duration	Star Id	Star Name	Star Mag	Star Temp	Nb Meas	Orbit	Prod. error
1	GOM_NL__2PRFIN20060426_000349_000000422047_00116_21713_9360.N1	26-APR-2006 00:03:49	Bright	41.500	93	53Bet Peg	2.5200	3100.0	83	21713	No
2	GOM_NL__2PRFIN20060426_000737_000000422047_00116_21713_9361.N1	26-APR-2006 00:07:37	Twilight_stray	41.500	90	54Alp Peg	2.4870	11000.	83	21713	No
3	GOM_NL__2PRFIN20060426_002014_000000442047_00116_21713_9362.N1	26-APR-2006 00:20:14	Dark	44.000	18	24Alp PsA	1.1660	9700.0	88	21713	No
4	GOM_NL__2PRFIN20060426_002555_000000392047_00116_21713_9363.N1	26-APR-2006 00:25:55	Dark	39.000	31	Alp Gru	1.7340	15200.	78	21713	No
5	GOM_NL__2PRFIN20060426_002846_000000492047_00116_21713_9364.N1	26-APR-2006 00:28:46	Dark	48.500	148	Alp Tuc	2.8780	4100.0	97	21713	No
6	GOM_NL__2PRFIN20060426_003116_000000432047_00117_21714_9433.N1	26-APR-2006 00:31:16	Dark	42.500	45	Alp Pav	1.9400	26000.	85	21714	No
7	GOM_NL__2PRFIN20060426_003811_000000432047_00117_21714_9434.N1	26-APR-2006 00:38:11	Dark	42.500	43	Alp TrA	1.9100	4250.0	85	21714	No
8	GOM_NL__2PRFIN20060426_004022_000000392047_00117_21714_9435.N1	26-APR-2006 00:40:22	Straylight	38.500	134	Bet TrA	2.8100	6600.0	77	21714	No
9	GOM_NL__2PRFIN20060426_004233_000000502047_00117_21714_9436.N1	26-APR-2006 00:42:33	Straylight	49.500	4	Alp1Cen	-0.010000	5800.0	99	21714	No
10	GOM_NL__2PRFIN20060426_004553_000000442047_00117_21714_9437.N1	26-APR-2006 00:45:53	Straylight	44.000	78	Alp Lup	2.3040	28000.	88	21714	No
11	GOM_NL__2PRFIN20060426_004727_000000412047_00117_21714_9438.N1	26-APR-2006 00:47:27	Straylight	40.500	81	Eta Cen	2.3560	28000.	81	21714	No
12	GOM_NL__2PRFIN20060426_004938_000000442047_00117_21714_9439.N1	26-APR-2006 00:49:38	Straylight	44.000	54	5The Cen	2.0550	4500.0	88	21714	No
13	GOM_NL__2PRFIN20060426_005401_000000422047_00117_21714_9440.N1	26-APR-2006 00:54:01	Twilight_stray	42.000	169	46Gam Hya	2.9910	4700.0	84	21714	No
14	GOM_NL__2PRFIN20060426_005725_000000402047_00117_21714_9441.N1	26-APR-2006 00:57:25	Bright	40.000	15	67Alp Vir	0.97600	28000.	80	21714	No
15	GOM_NL__2PRFIN20060426_010027_000000362047_00117_21714_9442.N1	26-APR-2006 01:00:27	Bright	36.000	121	29Gam Vir	2.7400	7200.0	72	21714	No
16	GOM_NL__2PRFIN20060426_010354_000000362047_00117_21714_9443.N1	26-APR-2006 01:03:54	Bright	35.500	138	47Eps Vir	2.8280	4700.0	71	21714	No
17	GOM_NL__2PRFIN20060426_011144_000000352047_00117_21714_9444.N1	26-APR-2006 01:11:44	Bright	35.000	152	12Alp2CVn	2.8900	11000.	70	21714	No
18	GOM_NL__2PRFIN20060426_011605_000000522047_00117_21714_9445.N1	26-APR-2006 01:16:05	Bright	52.000	87	64Gam UMa	2.4330	11000.	104	21714	No
19	GOM_NL__2PRFIN20060426_011719_000000352047_00117_21714_9446.N1	26-APR-2006 01:17:19	Bright	34.500	82	48Bet UMa	2.3650	10600.	69	21714	No
20	GOM_NL__2PRFIN20060426_011841_000000372047_00117_21714_9447.N1	26-APR-2006 01:18:41	Bright	37.000	36	50Alp UMa	1.8000	6300.0	74	21714	No
21	GOM_NL__2PRFIN20060426_012256_000000392047_00117_21714_9448.N1	26-APR-2006 01:22:56	Bright	39.000	60	7Bet UMi	2.0810	3950.0	78	21714	No
22	GOM_NL__2PRFIN20060426_012625_000000322047_00117_21714_9449.N1	26-APR-2006 01:26:25	Bright	32.000	49	1Alp UMi	1.9900	6300.0	64	21714	No
23	GOM_NL__2PRFIN20060426_013407_000000342047_00117_21714_9450.N1	26-APR-2006 01:34:07	Bright	34.000	110	37Del Cas	2.6780	8900.0	68	21714	No
24	GOM_NL__2PRFIN20060426_013533_000000352047_00117_21714_9451.N1	26-APR-2006 01:35:33	Bright	34.500	68	18Alp Cas	2.2250	4500.0	69	21714	No
25	GOM_NL__2PRFIN20060426_014425_000000422047_00117_21714_9452.N1	26-APR-2006 01:44:25	Bright	41.500	93	53Bet Peg	2.5200	3100.0	83	21714	No
26	GOM_NL__2PRFIN20060426_014814_000000432047_00117_21714_9453.N1	26-APR-2006 01:48:14	Twilight_stray	43.000	90	54Alp Peg	2.4870	11000.	86	21714	No
27	GOM_NL__2PRFIN20060426_020051_000000452047_00117_21714_9454.N1	26-APR-2006 02:00:51	Dark	45.000	18	24Alp PsA	1.1660	9700.0	90	21714	No
28	GOM_NL__2PRFIN20060426_020448_000000412047_00117_21714_9455.N1	26-APR-2006 02:04:48	Dark	40.500	172	Gam Gru	3.0030	13100.	81	21714	No
29	GOM_NL__2PRFIN20060426_020631_000000422047_00117_21714_9456.N1	26-APR-2006 02:06:31	Dark	42.000	31	Alp Gru	1.7340	15200.	84	21714	No
30	GOM_NL__2PRFIN20060426_020922_000000382047_00117_21714_9457.N1	26-APR-2006 02:09:22	Dark	38.000	148	Alp Tuc	2.8780	4100.0	76	21714	No
31	GOM_NL__2PRFIN20060426_021152_000000432047_00118_21715_9433.N1	26-APR-2006 02:11:52	Dark	42.500	45	Alp Pav	1.9400	26000.	85	21715	No
32	GOM_NL__2PRFIN20060426_021847_000000422047_00118_21715_9434.N1	26-APR-2006 02:18:47	Dark	41.500	43	Alp TrA	1.9100	4250.0	83	21715	No
33	GOM_NL__2PRFIN20060426_022058_000000382047_00118_21715_9435.N1	26-APR-2006 02:20:58	Straylight	38.000	134	Bet TrA	2.8100	6600.0	76	21715	No
34	GOM_NL__2PRFIN20060426_022309_000000442047_00118_21715_9436.N1	26-APR-2006 02:23:09	Straylight	43.500	4	Alp1Cen	-0.010000	5800.0	87	21715	No
35	GOM_NL__2PRFIN20060426_022630_000000402047_00118_21715_9437.N1	26-APR-2006 02:26:30	Straylight	40.000	78	Alp Lup	2.3040	28000.	80	21715	No
36	GOM_NL__2PRFIN20060426_022804_000000402047_00118_21715_9438.N1	26-APR-2006 02:28:04	Straylight	39.500	81	Eta Cen	2.3560	28000.	79	21715	No
37	GOM_NL__2PRFIN20060426_023014_000000402047_00118_21715_9439.N1	26-APR-2006 02:30:14	Straylight	39.500	54	5The Cen	2.0550	4500.0	79	21715	No
38	GOM_NL__2PRFIN20060426_023437_000000442047_00118_21715_9440.N1	26-APR-2006 02:34:37	Twilight_stray	44.000	169	46Gam Hya	2.9910	4700.0	88	21715	No
39	GOM_NL__2PRFIN20060426_023801_000000392047_00118_21715_9441.N1	26-APR-2006 02:38:01	Bright	39.000	15	67Alp Vir	0.97600	28000.	78	21715	No
40	GOM_NL__2PRFIN20060426_024103_000000352047_00118_21715_9442.N1	26-APR-2006 02:41:03	Bright	35.000	121	29Gam Vir	2.7400	7200.0	70	21715	No
41	GOM_NL__2PRFIN20060426_024430_000000362047_00118_21715_9443.N1	26-APR-2006 02:44:30	Bright	36.000	138	47Eps Vir	2.8280	4700.0	72	21715	No
42	GOM_NL__2PRFIN20060426_025220_000000352047_00118_21715_9444.N1	26-APR-2006 02:52:20	Bright	35.000	152	12Alp2CVn	2.8900	11000.	70	21715	No

43	GOM_NL__2PRFIN20060426_025641_000000342047_00118_21715_9445.N1	26-APR-2006 02:56:41	Bright	34.000	87	64Gam UMa	2.4330	11000.	68	21715	No
44	GOM_NL__2PRFIN20060426_025755_000000342047_00118_21715_9446.N1	26-APR-2006 02:57:55	Bright	34.000	82	48Bet UMa	2.3650	10600.	68	21715	No
45	GOM_NL__2PRFIN20060426_025918_000000332047_00118_21715_9447.N1	26-APR-2006 02:59:18	Bright	32.500	36	50Alp UMa	1.8000	6300.0	65	21715	No
46	GOM_NL__2PRFIN20060426_030332_000000392047_00118_21715_9448.N1	26-APR-2006 03:03:32	Bright	38.500	60	7Bet UMi	2.0810	3950.0	77	21715	No
47	GOM_NL__2PRFIN20060426_030701_000000362047_00118_21715_9449.N1	26-APR-2006 03:07:01	Bright	36.000	49	1Alp UMi	1.9900	6300.0	72	21715	No
48	GOM_NL__2PRFIN20060426_031443_000000382047_00118_21715_9450.N1	26-APR-2006 03:14:43	Bright	37.500	110	37Del Cas	2.6780	8900.0	75	21715	No
49	GOM_NL__2PRFIN20060426_031609_000000352047_00118_21715_9451.N1	26-APR-2006 03:16:09	Bright	34.500	68	18Alp Cas	2.2250	4500.0	69	21715	No
50	GOM_NL__2PRFIN20060426_032501_000000432047_00118_21715_9452.N1	26-APR-2006 03:25:01	Bright	43.000	93	53Bet Peg	2.5200	3100.0	86	21715	No
51	GOM_NL__2PRFIN20060426_032850_000000442047_00118_21715_9453.N1	26-APR-2006 03:28:50	Tw_i_and_stray	44.000	90	54Alp Peg	2.4870	11000.	88	21715	No
52	GOM_NL__2PRFIN20060426_034127_000000442047_00118_21715_9454.N1	26-APR-2006 03:41:27	Dark	43.500	18	24Alp PsA	1.1660	9700.0	87	21715	No
53	GOM_NL__2PRFIN20060426_034525_000000412047_00118_21715_9455.N1	26-APR-2006 03:45:25	Dark	41.000	172	Gam Gru	3.0030	13100.	82	21715	No
54	GOM_NL__2PRFIN20060426_034708_000000422047_00118_21715_9456.N1	26-APR-2006 03:47:08	Dark	41.500	31	Alp Gru	1.7340	15200.	83	21715	No
55	GOM_NL__2PRFIN20060426_034959_000000422047_00118_21715_9457.N1	26-APR-2006 03:49:59	Dark	41.500	148	Alp Tuc	2.8780	4100.0	83	21715	No
56	GOM_NL__2PRFIN20060426_035229_000000402047_00119_21716_9433.N1	26-APR-2006 03:52:29	Dark	39.500	45	Alp Pav	1.9400	26000.	79	21716	No
57	GOM_NL__2PRFIN20060426_035924_000000422047_00119_21716_9434.N1	26-APR-2006 03:59:24	Dark	41.500	43	Alp TrA	1.9100	4250.0	83	21716	No
58	GOM_NL__2PRFIN20060426_040135_000000422047_00119_21716_9435.N1	26-APR-2006 04:01:35	Straylight	41.500	134	Bet TrA	2.8100	6600.0	83	21716	No
59	GOM_NL__2PRFIN20060426_040345_000000522047_00119_21716_9436.N1	26-APR-2006 04:03:45	Straylight	51.500	4	Alp1Cen	-0.010000	5800.0	103	21716	No
60	GOM_NL__2PRFIN20060426_040706_000000402047_00119_21716_9437.N1	26-APR-2006 04:07:06	Straylight	40.000	78	Alp Lup	2.3040	28000.	80	21716	No
61	GOM_NL__2PRFIN20060426_040840_000000412047_00119_21716_9438.N1	26-APR-2006 04:08:40	Straylight	40.500	81	Eta Cen	2.3560	28000.	81	21716	No
62	GOM_NL__2PRFIN20060426_041050_000000442047_00119_21716_9439.N1	26-APR-2006 04:10:50	Straylight	44.000	54	5The Cen	2.0550	4500.0	88	21716	No
63	GOM_NL__2PRFIN20060426_041513_000000382047_00119_21716_9440.N1	26-APR-2006 04:15:13	Tw_i_and_stray	38.000	169	46Gam Hya	2.9910	4700.0	76	21716	No
64	GOM_NL__2PRFIN20060426_041837_000000402047_00119_21716_9441.N1	26-APR-2006 04:18:37	Bright	40.000	15	67Alp Vir	0.97600	28000.	80	21716	No
65	GOM_NL__2PRFIN20060426_042140_000000362047_00119_21716_9442.N1	26-APR-2006 04:21:40	Bright	36.000	121	29Gam Vir	2.7400	7200.0	72	21716	No
66	GOM_NL__2PRFIN20060426_042506_000000362047_00119_21716_9443.N1	26-APR-2006 04:25:06	Bright	36.000	138	47Eps Vir	2.8280	4700.0	72	21716	No
67	GOM_NL__2PRFIN20060426_043256_000000362047_00119_21716_9444.N1	26-APR-2006 04:32:56	Bright	36.000	152	12Alp2CVn	2.8900	11000.	72	21716	No
68	GOM_NL__2PRFIN20060426_043717_000000352047_00119_21716_9445.N1	26-APR-2006 04:37:17	Bright	34.500	87	64Gam UMa	2.4330	11000.	69	21716	No
69	GOM_NL__2PRFIN20060426_043831_000000522047_00119_21716_9446.N1	26-APR-2006 04:38:31	Bright	52.000	82	48Bet UMa	2.3650	10600.	104	21716	No
70	GOM_NL__2PRFIN20060426_043954_000000352047_00119_21716_9447.N1	26-APR-2006 04:39:54	Bright	35.000	36	50Alp UMa	1.8000	6300.0	70	21716	No
71	GOM_NL__2PRFIN20060426_044408_000000402047_00119_21716_9448.N1	26-APR-2006 04:44:08	Bright	39.500	60	7Bet UMi	2.0810	3950.0	79	21716	No
72	GOM_NL__2PRFIN20060426_044737_000000342047_00119_21716_9449.N1	26-APR-2006 04:47:37	Bright	33.500	49	1Alp UMi	1.9900	6300.0	67	21716	No
73	GOM_NL__2PRFIN20060426_045519_000000392047_00119_21716_9450.N1	26-APR-2006 04:55:19	Bright	39.000	110	37Del Cas	2.6780	8900.0	78	21716	No
74	GOM_NL__2PRFIN20060426_045645_000000362047_00119_21716_9451.N1	26-APR-2006 04:56:45	Bright	35.500	68	18Alp Cas	2.2250	4500.0	71	21716	No
75	GOM_NL__2PRFIN20060426_050537_000000492047_00119_21716_9452.N1	26-APR-2006 05:05:37	Bright	48.500	93	53Bet Peg	2.5200	3100.0	97	21716	No
76	GOM_NL__2PRFIN20060426_050926_000000422047_00119_21716_9453.N1	26-APR-2006 05:09:26	Tw_i_and_stray	42.000	90	54Alp Peg	2.4870	11000.	84	21716	No
77	GOM_NL__2PRFIN20060426_052203_000000492047_00119_21716_9454.N1	26-APR-2006 05:22:03	Dark	49.000	18	24Alp PsA	1.1660	9700.0	98	21716	No
78	GOM_NL__2PRFIN20060426_052601_000000422047_00119_21716_9455.N1	26-APR-2006 05:26:01	Dark	41.500	172	Gam Gru	3.0030	13100.	83	21716	No
79	GOM_NL__2PRFIN20060426_052744_000000402047_00119_21716_9456.N1	26-APR-2006 05:27:44	Dark	39.500	31	Alp Gru	1.7340	15200.	79	21716	No
80	GOM_NL__2PRFIN20060426_053035_000000402047_00119_21716_9457.N1	26-APR-2006 05:30:35	Dark	39.500	148	Alp Tuc	2.8780	4100.0	79	21716	No
81	GOM_NL__2PRFIN20060426_053305_000000402047_00120_21717_9433.N1	26-APR-2006 05:33:05	Dark	40.000	45	Alp Pav	1.9400	26000.	80	21717	No
82	GOM_NL__2PRFIN20060426_054000_000000402047_00120_21717_9434.N1	26-APR-2006 05:40:00	Dark	40.000	43	Alp TrA	1.9100	4250.0	80	21717	No
83	GOM_NL__2PRFIN20060426_054211_000000392047_00120_21717_9435.N1	26-APR-2006 05:42:11	Straylight	39.000	134	Bet TrA	2.8100	6600.0	78	21717	No
84	GOM_NL__2PRFIN20060426_054421_000000422047_00120_21717_9436.N1	26-APR-2006 05:44:21	Straylight	42.000	4	Alp1Cen	-0.010000	5800.0	84	21717	No
85	GOM_NL__2PRFIN20060426_054743_000000422047_00120_21717_9437.N1	26-APR-2006 05:47:43	Straylight	42.000	78	Alp Lup	2.3040	28000.	84	21717	No
86	GOM_NL__2PRFIN20060426_054916_000000422047_00120_21717_9438.N1	26-APR-2006 05:49:16	Straylight	42.000	81	Eta Cen	2.3560	28000.	84	21717	No
87	GOM_NL__2PRFIN20060426_055126_000000422047_00120_21717_9439.N1	26-APR-2006 05:51:26	Straylight	42.000	54	5The Cen	2.0550	4500.0	84	21717	No
88	GOM_NL__2PRFIN20060426_055550_000000392047_00120_21717_9440.N1	26-APR-2006 05:55:50	Tw_i_and_stray	38.500	169	46Gam Hya	2.9910	4700.0	77	21717	No
89	GOM_NL__2PRFIN20060426_055913_000000402047_00120_21717_9441.N1	26-APR-2006 05:59:13	Bright	39.500	15	67Alp Vir	0.97600	28000.	79	21717	No
90	GOM_NL__2PRFIN20060426_060216_000000362047_00120_21717_9442.N1	26-APR-2006 06:02:16	Bright	35.500	121	29Gam Vir	2.7400	7200.0	71	21717	No
91	GOM_NL__2PRFIN20060426_060542_000000362047_00120_21717_9443.N1	26-APR-2006 06:05:42	Bright	36.000	138	47Eps Vir	2.8280	4700.0	72	21717	No
92	GOM_NL__2PRFIN20060426_061332_000000342047_00120_21717_9444.N1	26-APR-2006 06:13:32	Bright	33.500	152	12Alp2CVn	2.8900	11000.	67	21717	No
93	GOM_NL__2PRFIN20060426_061753_000000362047_00120_21717_9445.N1	26-APR-2006 06:17:53	Bright	35.500	87	64Gam UMa	2.4330	11000.	71	21717	No
94	GOM_NL__2PRFIN20060426_061908_000000372047_00120_21717_9446.N1	26-APR-2006 06:19:08	Bright	36.500	82	48Bet UMa	2.3650	10600.	73	21717	No
95	GOM_NL__2PRFIN20060426_062030_000000372047_00120_21717_9447.N1	26-APR-2006 06:20:30	Bright	36.500	36	50Alp UMa	1.8000	6300.0	73	21717	No
96	GOM_NL__2PRFIN20060426_062444_000000392047_00120_21717_9448.N1	26-APR-2006 06:24:44	Bright	38.500	60	7Bet UMi	2.0810	3950.0	77	21717	No
97	GOM_NL__2PRFIN20060426_062813_000000352047_00120_21717_9449.N1	26-APR-2006 06:28:13	Bright	34.500	49	1Alp UMi	1.9900	6300.0	69	21717	No
98	GOM_NL__2PRFIN20060426_063555_000000342047_00120_21717_9450.N1	26-APR-2006 06:35:55	Bright	33.500	110	37Del Cas	2.6780	8900.0	67	21717	No
99	GOM_NL__2PRFIN20060426_063721_000000362047_00120_21717_9451.N1	26-APR-2006 06:37:21	Bright	36.000	68	18Alp Cas	2.2250	4500.0	72	21717	No
100	GOM_NL__2PRFIN20060426_064614_000000432047_00120_21717_9452.N1	26-APR-2006 06:46:14	Bright	42.500	93	53Bet Peg	2.5200	3100.0	85	21717	No
101	GOM_NL__2PRFIN20060426_065003_000000422047_00120_21717_9453.N1	26-APR-2006 06:50:03	Tw_i_and_stray	42.000	90	54Alp Peg	2.4870	11000.	84	21717	No

102	GOM_NL__2PRFIN20060426_070240_000000452047_00120_21717_9454.N1	26-APR-2006 07:02:40	Dark	45.000	18	24Alp PsA	1.1660	9700.0	90	21717	No
103	GOM_NL__2PRFIN20060426_070638_000000402047_00120_21717_9455.N1	26-APR-2006 07:06:38	Dark	40.000	172	Gam Gru	3.0030	13100.	80	21717	No
104	GOM_NL__2PRFIN20060426_070821_000000402047_00120_21717_9456.N1	26-APR-2006 07:08:21	Dark	40.000	31	Alp Gru	1.7340	15200.	80	21717	No
105	GOM_NL__2PRFIN20060426_071111_000000392047_00120_21717_9457.N1	26-APR-2006 07:11:11	Dark	38.500	148	Alp Tuc	2.8780	4100.0	77	21717	No
106	GOM_NL__2PRFIN20060426_071342_000000422047_00121_21718_9433.N1	26-APR-2006 07:13:42	Dark	41.500	45	Alp Pav	1.9400	26000.	83	21718	No
107	GOM_NL__2PRFIN20060426_072037_000000472047_00121_21718_9434.N1	26-APR-2006 07:20:37	Dark	47.000	43	Alp TrA	1.9100	4250.0	94	21718	No
108	GOM_NL__2PRFIN20060426_072247_000000392047_00121_21718_9435.N1	26-APR-2006 07:22:47	Straylight	38.500	134	Bet TrA	2.8100	6600.0	77	21718	No
109	GOM_NL__2PRFIN20060426_072458_000000392047_00121_21718_9436.N1	26-APR-2006 07:24:58	Straylight	38.500	4	Alp1Cen	-0.010000	5800.0	77	21718	No
110	GOM_NL__2PRFIN20060426_072819_000000402047_00121_21718_9437.N1	26-APR-2006 07:28:19	Straylight	39.500	78	Alp Lup	2.3040	28000.	79	21718	No
111	GOM_NL__2PRFIN20060426_072953_000000432047_00121_21718_9438.N1	26-APR-2006 07:29:53	Straylight	43.000	81	Eta Cen	2.3560	28000.	86	21718	No
112	GOM_NL__2PRFIN20060426_073203_000000452047_00121_21718_9439.N1	26-APR-2006 07:32:03	Straylight	45.000	54	5The Cen	2.0550	4500.0	90	21718	No
113	GOM_NL__2PRFIN20060426_073626_000000382047_00121_21718_9440.N1	26-APR-2006 07:36:26	Tw_i_and_stray	37.500	169	46Gam Hya	2.9910	4700.0	75	21718	No
114	GOM_NL__2PRFIN20060426_073949_000000412047_00121_21718_9441.N1	26-APR-2006 07:39:49	Bright	40.500	15	67Alp Vir	0.97600	28000.	81	21718	No
115	GOM_NL__2PRFIN20060426_074252_000000362047_00121_21718_9442.N1	26-APR-2006 07:42:52	Bright	35.500	121	29Gam Vir	2.7400	7200.0	71	21718	No
116	GOM_NL__2PRFIN20060426_074618_000000352047_00121_21718_9443.N1	26-APR-2006 07:46:18	Bright	35.000	138	47Eps Vir	2.8280	4700.0	70	21718	No
117	GOM_NL__2PRFIN20060426_075408_000000362047_00121_21718_9444.N1	26-APR-2006 07:54:08	Bright	35.500	152	12Alp2CVn	2.8900	11000.	71	21718	No
118	GOM_NL__2PRFIN20060426_075829_000000372047_00121_21718_9445.N1	26-APR-2006 07:58:29	Bright	37.000	87	64Gam UMa	2.4330	11000.	74	21718	No
119	GOM_NL__2PRFIN20060426_075944_000000362047_00121_21718_9446.N1	26-APR-2006 07:59:44	Bright	35.500	82	48Bet UMa	2.3650	10600.	71	21718	No
120	GOM_NL__2PRFIN20060426_080106_000000362047_00121_21718_9447.N1	26-APR-2006 08:01:06	Bright	36.000	36	50Alp UMa	1.8000	6300.0	72	21718	No
121	GOM_NL__2PRFIN20060426_080519_000000402047_00121_21718_9448.N1	26-APR-2006 08:05:19	Bright	39.500	60	7Bet UMi	2.0810	3950.0	79	21718	No
122	GOM_NL__2PRFIN20060426_080849_000000342047_00121_21718_9449.N1	26-APR-2006 08:08:49	Bright	33.500	49	1Alp UMi	1.9900	6300.0	67	21718	No
123	GOM_NL__2PRFIN20060426_081631_000000332047_00121_21718_9450.N1	26-APR-2006 08:16:31	Bright	32.500	110	37Del Cas	2.6780	8900.0	65	21718	No
124	GOM_NL__2PRFIN20060426_081758_000000362047_00121_21718_9451.N1	26-APR-2006 08:17:58	Bright	35.500	68	18Alp Cas	2.2250	4500.0	71	21718	No
125	GOM_NL__2PRFIN20060426_082650_000000432047_00121_21718_9452.N1	26-APR-2006 08:26:50	Bright	42.500	93	53Bet Peg	2.5200	3100.0	85	21718	No
126	GOM_NL__2PRFIN20060426_083039_000000422047_00121_21718_9453.N1	26-APR-2006 08:30:39	Tw_i_and_stray	42.000	90	54Alp Peg	2.4870	11000.	84	21718	No
127	GOM_NL__2PRFIN20060426_084316_000000452047_00121_21718_9454.N1	26-APR-2006 08:43:16	Dark	44.500	18	24Alp PsA	1.1660	9700.0	89	21718	No
128	GOM_NL__2PRFIN20060426_084715_000000422047_00121_21718_9455.N1	26-APR-2006 08:47:15	Dark	41.500	172	Gam Gru	3.0030	13100.	83	21718	No
129	GOM_NL__2PRFIN20060426_084857_000000462047_00121_21718_9456.N1	26-APR-2006 08:48:57	Dark	46.000	31	Alp Gru	1.7340	15200.	92	21718	No
130	GOM_NL__2PRFIN20060426_085148_000000392047_00121_21718_9457.N1	26-APR-2006 08:51:48	Dark	38.500	148	Alp Tuc	2.8780	4100.0	77	21718	No
131	GOM_NL__2PRFIN20060426_085419_000000432047_00122_21719_9449.N1	26-APR-2006 08:54:19	Dark	43.000	45	Alp Pav	1.9400	26000.	86	21719	No
132	GOM_NL__2PRFIN20060426_090113_000000402047_00122_21719_9450.N1	26-APR-2006 09:01:13	Dark	39.500	43	Alp TrA	1.9100	4250.0	79	21719	No
133	GOM_NL__2PRFIN20060426_090324_000000382047_00122_21719_9451.N1	26-APR-2006 09:03:24	Straylight	38.000	134	Bet TrA	2.8100	6600.0	76	21719	No
134	GOM_NL__2PRFIN20060426_090534_000000512047_00122_21719_9452.N1	26-APR-2006 09:05:34	Straylight	51.000	4	Alp1Cen	-0.010000	5800.0	102	21719	No
135	GOM_NL__2PRFIN20060426_090855_000000432047_00122_21719_9453.N1	26-APR-2006 09:08:55	Straylight	43.000	78	Alp Lup	2.3040	28000.	86	21719	No
136	GOM_NL__2PRFIN20060426_091029_000000402047_00122_21719_9454.N1	26-APR-2006 09:10:29	Straylight	39.500	81	Eta Cen	2.3560	28000.	79	21719	No
137	GOM_NL__2PRFIN20060426_091239_000000482047_00122_21719_9455.N1	26-APR-2006 09:12:39	Straylight	48.000	54	5The Cen	2.0550	4500.0	96	21719	No
138	GOM_NL__2PRFIN20060426_091702_000000382047_00122_21719_9456.N1	26-APR-2006 09:17:02	Bright	37.500	169	46Gam Hya	2.9910	4700.0	75	21719	No
139	GOM_NL__2PRFIN20060426_092025_000000392047_00122_21719_9457.N1	26-APR-2006 09:20:25	Bright	39.000	15	67Alp Vir	0.97600	28000.	78	21719	No
140	GOM_NL__2PRFIN20060426_092328_000000362047_00122_21719_9458.N1	26-APR-2006 09:23:28	Bright	36.000	121	29Gam Vir	2.7400	7200.0	72	21719	No
141	GOM_NL__2PRFIN20060426_092654_000000362047_00122_21719_9459.N1	26-APR-2006 09:26:54	Bright	35.500	138	47Eps Vir	2.8280	4700.0	71	21719	No
142	GOM_NL__2PRFIN20060426_093444_000000352047_00122_21719_9460.N1	26-APR-2006 09:34:44	Bright	34.500	152	12Alp2CVn	2.8900	11000.	69	21719	No
143	GOM_NL__2PRFIN20060426_093905_000000352047_00122_21719_9461.N1	26-APR-2006 09:39:05	Bright	35.000	87	64Gam UMa	2.4330	11000.	70	21719	No
144	GOM_NL__2PRFIN20060426_094020_000000362047_00122_21719_9462.N1	26-APR-2006 09:40:20	Bright	36.000	82	48Bet UMa	2.3650	10600.	72	21719	No
145	GOM_NL__2PRFIN20060426_094142_000000362047_00122_21719_9463.N1	26-APR-2006 09:41:42	Bright	36.000	36	50Alp UMa	1.8000	6300.0	72	21719	No
146	GOM_NL__2PRFIN20060426_094555_000000392047_00122_21719_9464.N1	26-APR-2006 09:45:55	Bright	38.500	60	7Bet UMi	2.0810	3950.0	77	21719	No
147	GOM_NL__2PRFIN20060426_094925_000000362047_00122_21719_9465.N1	26-APR-2006 09:49:25	Bright	35.500	49	1Alp UMi	1.9900	6300.0	71	21719	No
148	GOM_NL__2PRFIN20060426_095707_000000522047_00122_21719_9466.N1	26-APR-2006 09:57:07	Bright	52.000	110	37Del Cas	2.6780	8900.0	104	21719	No
149	GOM_NL__2PRFIN20060426_095834_000000362047_00122_21719_9467.N1	26-APR-2006 09:58:34	Bright	35.500	68	18Alp Cas	2.2250	4500.0	71	21719	No
150	GOM_NL__2PRFIN20060426_100726_000000412047_00122_21719_9468.N1	26-APR-2006 10:07:26	Bright	41.000	93	53Bet Peg	2.5200	3100.0	82	21719	No
151	GOM_NL__2PRFIN20060426_101115_000000442047_00122_21719_9469.N1	26-APR-2006 10:11:15	Tw_i_and_stray	44.000	90	54Alp Peg	2.4870	11000.	88	21719	No
152	GOM_NL__2PRFIN20060426_102352_000000432047_00122_21719_9470.N1	26-APR-2006 10:23:52	Dark	43.000	18	24Alp PsA	1.1660	9700.0	86	21719	No
153	GOM_NL__2PRFIN20060426_102751_000000412047_00122_21719_9471.N1	26-APR-2006 10:27:51	Dark	40.500	172	Gam Gru	3.0030	13100.	81	21719	No
154	GOM_NL__2PRFIN20060426_102934_000000452047_00122_21719_9472.N1	26-APR-2006 10:29:34	Dark	45.000	31	Alp Gru	1.7340	15200.	90	21719	No
155	GOM_NL__2PRFIN20060426_103224_000000382047_00122_21719_9473.N1	26-APR-2006 10:32:24	Dark	37.500	148	Alp Tuc	2.8780	4100.0	75	21719	No
156	GOM_NL__2PRFIN20060426_103455_000000482047_00123_21720_9449.N1	26-APR-2006 10:34:55	Dark	48.000	45	Alp Pav	1.9400	26000.	96	21720	No
157	GOM_NL__2PRFIN20060426_104149_000000472047_00123_21720_9450.N1	26-APR-2006 10:41:49	Dark	46.500	43	Alp TrA	1.9100	4250.0	93	21720	No
158	GOM_NL__2PRFIN20060426_104400_000000392047_00123_21720_9451.N1	26-APR-2006 10:44:00	Straylight	38.500	134	Bet TrA	2.8100	6600.0	77	21720	No
159	GOM_NL__2PRFIN20060426_104610_000000432047_00123_21720_9452.N1	26-APR-2006 10:46:10	Straylight	42.500	4	Alp1Cen	-0.010000	5800.0	85	21720	No
160	GOM_NL__2PRFIN20060426_104932_000000402047_00123_21720_9453.N1	26-APR-2006 10:49:32	Straylight	39.500	78	Alp Lup	2.3040	28000.	79	21720	No

161	GOM_NL__2PRFIN20060426_105105_000000392047_00123_21720_9454.N1	26-APR-2006 10:51:05	Straylight	39.000	81	Eta Cen	2.3560	28000.	78	21720	No
162	GOM_NL__2PRFIN20060426_105315_000000432047_00123_21720_9455.N1	26-APR-2006 10:53:15	Straylight	42.500	54	5The Cen	2.0550	4500.0	85	21720	No
163	GOM_NL__2PRFIN20060426_105738_000000392047_00123_21720_9456.N1	26-APR-2006 10:57:38	Bright	39.000	169	46Gam Hya	2.9910	4700.0	78	21720	No
164	GOM_NL__2PRFIN20060426_110101_000000402047_00123_21720_9457.N1	26-APR-2006 11:01:01	Bright	39.500	15	67Alp Vir	0.97600	28000.	79	21720	No
165	GOM_NL__2PRFIN20060426_110404_000000362047_00123_21720_9458.N1	26-APR-2006 11:04:04	Bright	36.000	121	29Gam Vir	2.7400	7200.0	72	21720	No
166	GOM_NL__2PRFIN20060426_110730_000000372047_00123_21720_9459.N1	26-APR-2006 11:07:30	Bright	36.500	138	47Eps Vir	2.8280	4700.0	73	21720	No
167	GOM_NL__2PRFIN20060426_111520_000000352047_00123_21720_9460.N1	26-APR-2006 11:15:20	Bright	34.500	152	12Alp2CVn	2.8900	11000.	69	21720	No
168	GOM_NL__2PRFIN20060426_111941_000000352047_00123_21720_9461.N1	26-APR-2006 11:19:41	Bright	34.500	87	64Gam UMa	2.4330	11000.	69	21720	No
169	GOM_NL__2PRFIN20060426_112056_000000362047_00123_21720_9462.N1	26-APR-2006 11:20:56	Bright	36.000	82	48Bet UMa	2.3650	10600.	72	21720	No
170	GOM_NL__2PRFIN20060426_112218_000000372047_00123_21720_9463.N1	26-APR-2006 11:22:18	Bright	37.000	36	50Alp UMa	1.8000	6300.0	74	21720	No
171	GOM_NL__2PRFIN20060426_112631_000000372047_00123_21720_9464.N1	26-APR-2006 11:26:31	Bright	37.000	60	7Bet UMi	2.0810	3950.0	74	21720	No
172	GOM_NL__2PRFIN20060426_113001_000000362047_00123_21720_9465.N1	26-APR-2006 11:30:01	Bright	36.000	49	1Alp UMi	1.9900	6300.0	72	21720	No
173	GOM_NL__2PRFIN20060426_113743_000000432047_00123_21720_9466.N1	26-APR-2006 11:37:43	Bright	43.000	110	37Del Cas	2.6780	8900.0	86	21720	No
174	GOM_NL__2PRFIN20060426_113910_000000332047_00123_21720_9467.N1	26-APR-2006 11:39:10	Bright	33.000	68	18Alp Cas	2.2250	4500.0	66	21720	No
175	GOM_NL__2PRFIN20060426_114802_000000422047_00123_21720_9468.N1	26-APR-2006 11:48:02	Bright	42.000	93	53Bet Peg	2.5200	3100.0	84	21720	No
176	GOM_NL__2PRFIN20060426_115151_000000422047_00123_21720_9469.N1	26-APR-2006 11:51:51	Twi_and_stray	42.000	90	54Alp Peg	2.4870	11000.	84	21720	No
177	GOM_NL__2PRFIN20060426_120429_000000422047_00123_21720_9470.N1	26-APR-2006 12:04:29	Dark	41.500	18	24Alp PsA	1.1660	9700.0	83	21720	No
178	GOM_NL__2PRFIN20060426_120828_000000412047_00123_21720_9471.N1	26-APR-2006 12:08:28	Dark	41.000	172	Gam Gru	3.0030	13100.	82	21720	No
179	GOM_NL__2PRFIN20060426_121010_000000402047_00123_21720_9472.N1	26-APR-2006 12:10:10	Dark	40.000	31	Alp Gru	1.7340	15200.	80	21720	No
180	GOM_NL__2PRFIN20060426_121300_000000402047_00123_21720_9473.N1	26-APR-2006 12:13:00	Dark	39.500	148	Alp Tuc	2.8780	4100.0	79	21720	No
181	GOM_NL__2PRFIN20060426_121532_000000412047_00124_21721_9449.N1	26-APR-2006 12:15:32	Dark	40.500	45	Alp Pav	1.9400	26000.	81	21721	No
182	GOM_NL__2PRFIN20060426_122225_000000402047_00124_21721_9450.N1	26-APR-2006 12:22:25	Dark	40.000	43	Alp TrA	1.9100	4250.0	80	21721	No
183	GOM_NL__2PRFIN20060426_122436_000000382047_00124_21721_9451.N1	26-APR-2006 12:24:36	Straylight	37.500	134	Bet TrA	2.8100	6600.0	75	21721	No
184	GOM_NL__2PRFIN20060426_122646_000000432047_00124_21721_9452.N1	26-APR-2006 12:26:46	Straylight	43.000	4	Alp1Cen	-0.010000	5800.0	86	21721	No
185	GOM_NL__2PRFIN20060426_123008_000000412047_00124_21721_9453.N1	26-APR-2006 12:30:08	Straylight	40.500	78	Alp Lup	2.3040	28000.	81	21721	No
186	GOM_NL__2PRFIN20060426_123141_000000392047_00124_21721_9454.N1	26-APR-2006 12:31:41	Straylight	39.000	81	Eta Cen	2.3560	28000.	78	21721	No
187	GOM_NL__2PRFIN20060426_123351_000000442047_00124_21721_9455.N1	26-APR-2006 12:33:51	Straylight	44.000	54	5The Cen	2.0550	4500.0	88	21721	No
188	GOM_NL__2PRFIN20060426_123814_000000402047_00124_21721_9456.N1	26-APR-2006 12:38:14	Bright	39.500	169	46Gam Hya	2.9910	4700.0	79	21721	No
189	GOM_NL__2PRFIN20060426_124137_000000402047_00124_21721_9457.N1	26-APR-2006 12:41:37	Bright	40.000	15	67Alp Vir	0.97600	28000.	80	21721	No
190	GOM_NL__2PRFIN20060426_124440_000000352047_00124_21721_9458.N1	26-APR-2006 12:44:40	Bright	35.000	121	29Gam Vir	2.7400	7200.0	70	21721	No
191	GOM_NL__2PRFIN20060426_124806_000000352047_00124_21721_9459.N1	26-APR-2006 12:48:06	Bright	35.000	138	47Eps Vir	2.8280	4700.0	70	21721	No
192	GOM_NL__2PRFIN20060426_125555_000000362047_00124_21721_9460.N1	26-APR-2006 12:55:55	Bright	36.000	152	12Alp2CVn	2.8900	11000.	72	21721	No
193	GOM_NL__2PRFIN20060426_130017_000000342047_00124_21721_9461.N1	26-APR-2006 13:00:17	Bright	34.000	87	64Gam UMa	2.4330	11000.	68	21721	No
194	GOM_NL__2PRFIN20060426_130132_000000372047_00124_21721_9462.N1	26-APR-2006 13:01:32	Bright	36.500	82	48Bet UMa	2.3650	10600.	73	21721	No
195	GOM_NL__2PRFIN20060426_130254_000000382047_00124_21721_9463.N1	26-APR-2006 13:02:54	Bright	38.000	36	50Alp UMa	1.8000	6300.0	76	21721	No
196	GOM_NL__2PRFIN20060426_130706_000000402047_00124_21721_9464.N1	26-APR-2006 13:07:06	Bright	39.500	60	7Bet UMi	2.0810	3950.0	79	21721	No
197	GOM_NL__2PRFIN20060426_131037_000000332047_00124_21721_9465.N1	26-APR-2006 13:10:37	Bright	33.000	49	1Alp UMi	1.9900	6300.0	66	21721	No
198	GOM_NL__2PRFIN20060426_131819_000000442047_00124_21721_9466.N1	26-APR-2006 13:18:19	Bright	43.500	110	37Del Cas	2.6780	8900.0	87	21721	No
199	GOM_NL__2PRFIN20060426_131946_000000442047_00124_21721_9467.N1	26-APR-2006 13:19:46	Bright	43.500	68	18Alp Cas	2.2250	4500.0	87	21721	No
200	GOM_NL__2PRFIN20060426_132838_000000422047_00124_21721_9468.N1	26-APR-2006 13:28:38	Bright	41.500	93	53Bet Peg	2.5200	3100.0	83	21721	No
201	GOM_NL__2PRFIN20060426_133227_000000452047_00124_21721_9469.N1	26-APR-2006 13:32:27	Twi_and_stray	44.500	90	54Alp Peg	2.4870	11000.	89	21721	No
202	GOM_NL__2PRFIN20060426_134505_000000422047_00124_21721_9470.N1	26-APR-2006 13:45:05	Dark	41.500	18	24Alp PsA	1.1660	9700.0	83	21721	No
203	GOM_NL__2PRFIN20060426_134904_000000422047_00124_21721_9471.N1	26-APR-2006 13:49:04	Dark	41.500	172	Gam Gru	3.0030	13100.	83	21721	No
204	GOM_NL__2PRFIN20060426_135047_000000422047_00124_21721_9472.N1	26-APR-2006 13:50:47	Dark	41.500	31	Alp Gru	1.7340	15200.	83	21721	No
205	GOM_NL__2PRFIN20060426_135336_000000382047_00124_21721_9473.N1	26-APR-2006 13:53:36	Dark	38.000	148	Alp Tuc	2.8780	4100.0	76	21721	No
206	GOM_NL__2PRFIN20060426_135608_000000412047_00125_21722_9449.N1	26-APR-2006 13:56:08	Dark	41.000	45	Alp Pav	1.9400	26000.	82	21722	No
207	GOM_NL__2PRFIN20060426_140302_000000402047_00125_21722_9450.N1	26-APR-2006 14:03:02	Dark	40.000	43	Alp TrA	1.9100	4250.0	80	21722	No
208	GOM_NL__2PRFIN20060426_140513_000000382047_00125_21722_9451.N1	26-APR-2006 14:05:13	Straylight	38.000	134	Bet TrA	2.8100	6600.0	76	21722	No
209	GOM_NL__2PRFIN20060426_140723_000000412047_00125_21722_9452.N1	26-APR-2006 14:07:23	Straylight	41.000	4	Alp1Cen	-0.010000	5800.0	82	21722	No
210	GOM_NL__2PRFIN20060426_141044_000000392047_00125_21722_9453.N1	26-APR-2006 14:10:44	Straylight	39.000	78	Alp Lup	2.3040	28000.	78	21722	No
211	GOM_NL__2PRFIN20060426_141218_000000402047_00125_21722_9454.N1	26-APR-2006 14:12:18	Straylight	40.000	81	Eta Cen	2.3560	28000.	80	21722	No
212	GOM_NL__2PRFIN20060426_141427_000000442047_00125_21722_9455.N1	26-APR-2006 14:14:27	Straylight	44.000	54	5The Cen	2.0550	4500.0	88	21722	No
213	GOM_NL__2PRFIN20060426_141850_000000402047_00125_21722_9456.N1	26-APR-2006 14:18:50	Bright	40.000	169	46Gam Hya	2.9910	4700.0	80	21722	No
214	GOM_NL__2PRFIN20060426_142213_000000402047_00125_21722_9457.N1	26-APR-2006 14:22:13	Bright	39.500	15	67Alp Vir	0.97600	28000.	79	21722	No
215	GOM_NL__2PRFIN20060426_142516_000000352047_00125_21722_9458.N1	26-APR-2006 14:25:16	Bright	35.000	121	29Gam Vir	2.7400	7200.0	70	21722	No
216	GOM_NL__2PRFIN20060426_142842_000000362047_00125_21722_9459.N1	26-APR-2006 14:28:42	Bright	36.000	138	47Eps Vir	2.8280	4700.0	72	21722	No
217	GOM_NL__2PRFIN20060426_143631_000000532047_00125_21722_9460.N1	26-APR-2006 14:36:31	Bright	53.000	152	12Alp2CVn	2.8900	11000.	106	21722	No
218	GOM_NL__2PRFIN20060426_144053_000000342047_00125_21722_9461.N1	26-APR-2006 14:40:53	Bright	34.000	87	64Gam UMa	2.4330	11000.	68	21722	No
219	GOM_NL__2PRFIN20060426_144208_000000362047_00125_21722_9462.N1	26-APR-2006 14:42:08	Bright	36.000	82	48Bet UMa	2.3650	10600.	72	21722	No

220	GOM_NL__2PRFIN20060426_144331_000000372047_00125_21722_9463.N1	26-APR-2006 14:43:31	Bright	37.000	36	50Alp UMa	1.8000	6300.0	74	21722	No
221	GOM_NL__2PRFIN20060426_144742_000000352047_00125_21722_9464.N1	26-APR-2006 14:47:42	Bright	34.500	60	7Bet UMi	2.0810	3950.0	69	21722	No
222	GOM_NL__2PRFIN20060426_145113_000000362047_00125_21722_9465.N1	26-APR-2006 14:51:13	Bright	35.500	49	1Alp UMi	1.9900	6300.0	71	21722	No
223	GOM_NL__2PRFIN20060426_145856_000000392047_00125_21722_9466.N1	26-APR-2006 14:58:56	Bright	38.500	110	37Del Cas	2.6780	8900.0	77	21722	No
224	GOM_NL__2PRFIN20060426_150022_000000342047_00125_21722_9467.N1	26-APR-2006 15:00:22	Bright	34.000	68	18Alp Cas	2.2250	4500.0	68	21722	No
225	GOM_NL__2PRFIN20060426_150914_000000562047_00125_21722_9468.N1	26-APR-2006 15:09:14	Bright	56.000	93	53Bet Peg	2.5200	3100.0	112	21722	No
226	GOM_NL__2PRFIN20060426_151303_000000452047_00125_21722_9469.N1	26-APR-2006 15:13:03	Tw_i_and_stray	44.500	90	54Alp Peg	2.4870	11000.	89	21722	No
227	GOM_NL__2PRFIN20060426_152541_000000442047_00125_21722_9470.N1	26-APR-2006 15:25:41	Dark	43.500	18	24Alp PsA	1.1660	9700.0	87	21722	No
228	GOM_NL__2PRFIN20060426_152941_000000412047_00125_21722_9471.N1	26-APR-2006 15:29:41	Dark	41.000	172	Gam Gru	3.0030	13100.	82	21722	No
229	GOM_NL__2PRFIN20060426_153123_000000442047_00125_21722_9472.N1	26-APR-2006 15:31:23	Dark	44.000	31	Alp Gru	1.7340	15200.	88	21722	No
230	GOM_NL__2PRFIN20060426_153412_000000372047_00125_21722_9473.N1	26-APR-2006 15:34:12	Dark	36.500	148	Alp Tuc	2.8780	4100.0	73	21722	No
231	GOM_NL__2PRFIN20060426_153645_000000392047_00126_21723_9449.N1	26-APR-2006 15:36:45	Dark	39.000	45	Alp Pav	1.9400	26000.	78	21723	No
232	GOM_NL__2PRFIN20060426_154338_000000412047_00126_21723_9450.N1	26-APR-2006 15:43:38	Dark	40.500	43	Alp TrA	1.9100	4250.0	81	21723	No
233	GOM_NL__2PRFIN20060426_154549_000000382047_00126_21723_9451.N1	26-APR-2006 15:45:49	Straylight	38.000	134	Bet TrA	2.8100	6600.0	76	21723	No
234	GOM_NL__2PRFIN20060426_154759_000000412047_00126_21723_9452.N1	26-APR-2006 15:47:59	Straylight	41.000	4	Alp1Cen	-0.010000	5800.0	82	21723	No
235	GOM_NL__2PRFIN20060426_155120_000000422047_00126_21723_9453.N1	26-APR-2006 15:51:20	Straylight	41.500	78	Alp Lup	2.3040	28000.	83	21723	No
236	GOM_NL__2PRFIN20060426_155254_000000442047_00126_21723_9454.N1	26-APR-2006 15:52:54	Straylight	43.500	81	Eta Cen	2.3560	28000.	87	21723	No
237	GOM_NL__2PRFIN20060426_155504_000000462047_00126_21723_9455.N1	26-APR-2006 15:55:04	Straylight	45.500	54	5The Cen	2.0550	4500.0	91	21723	No
238	GOM_NL__2PRFIN20060426_155926_000000442047_00126_21723_9456.N1	26-APR-2006 15:59:26	Bright	43.500	169	46Gam Hya	2.9910	4700.0	87	21723	No
239	GOM_NL__2PRFIN20060426_160249_000000402047_00126_21723_9457.N1	26-APR-2006 16:02:49	Bright	39.500	15	67Alp Vir	0.97600	28000.	79	21723	No
240	GOM_NL__2PRFIN20060426_160552_000000362047_00126_21723_9458.N1	26-APR-2006 16:05:52	Bright	35.500	121	29Gam Vir	2.7400	7200.0	71	21723	No
241	GOM_NL__2PRFIN20060426_160918_000000362047_00126_21723_9459.N1	26-APR-2006 16:09:18	Bright	36.000	138	47Eps Vir	2.8280	4700.0	72	21723	No
242	GOM_NL__2PRFIN20060426_161707_000000372047_00126_21723_9460.N1	26-APR-2006 16:17:07	Bright	36.500	152	12Alp2CVn	2.8900	11000.	73	21723	No
243	GOM_NL__2PRFIN20060426_162129_000000342047_00126_21723_9461.N1	26-APR-2006 16:21:29	Bright	34.000	87	64Gam UMa	2.4330	11000.	68	21723	No
244	GOM_NL__2PRFIN20060426_162245_000000332047_00126_21723_9462.N1	26-APR-2006 16:22:45	Bright	33.000	82	48Bet UMa	2.3650	10600.	66	21723	No
245	GOM_NL__2PRFIN20060426_162407_000000372047_00126_21723_9463.N1	26-APR-2006 16:24:07	Bright	37.000	36	50Alp UMa	1.8000	6300.0	74	21723	No
246	GOM_NL__2PRFIN20060426_162818_000000392047_00126_21723_9464.N1	26-APR-2006 16:28:18	Bright	38.500	60	7Bet UMi	2.0810	3950.0	77	21723	No
247	GOM_NL__2PRFIN20060426_163149_000000352047_00126_21723_9465.N1	26-APR-2006 16:31:49	Bright	35.000	49	1Alp UMi	1.9900	6300.0	70	21723	No
248	GOM_NL__2PRFIN20060426_163932_000000322047_00126_21723_9466.N1	26-APR-2006 16:39:32	Bright	32.000	110	37Del Cas	2.6780	8900.0	64	21723	No
249	GOM_NL__2PRFIN20060426_164058_000000392047_00126_21723_9467.N1	26-APR-2006 16:40:58	Bright	38.500	68	18Alp Cas	2.2250	4500.0	77	21723	No
250	GOM_NL__2PRFIN20060426_164950_000000422047_00126_21723_9468.N1	26-APR-2006 16:49:50	Bright	42.000	93	53Bet Peg	2.5200	3100.0	84	21723	No
251	GOM_NL__2PRFIN20060426_165340_000000412047_00126_21723_9469.N1	26-APR-2006 16:53:40	Tw_i_and_stray	40.500	90	54Alp Peg	2.4870	11000.	81	21723	No
252	GOM_NL__2PRFIN20060426_170618_000000462047_00126_21723_9470.N1	26-APR-2006 17:06:18	Dark	46.000	18	24Alp PsA	1.1660	9700.0	92	21723	No
253	GOM_NL__2PRFIN20060426_171018_000000412047_00126_21723_9471.N1	26-APR-2006 17:10:18	Dark	40.500	172	Gam Gru	3.0030	13100.	81	21723	No
254	GOM_NL__2PRFIN20060426_171159_000000402047_00126_21723_9472.N1	26-APR-2006 17:11:59	Dark	39.500	31	Alp Gru	1.7340	15200.	79	21723	No
255	GOM_NL__2PRFIN20060426_171449_000000402047_00126_21723_9473.N1	26-APR-2006 17:14:49	Dark	39.500	148	Alp Tuc	2.8780	4100.0	79	21723	No
256	GOM_NL__2PRFIN20060426_171721_000000422047_00127_21724_9449.N1	26-APR-2006 17:17:21	Dark	41.500	45	Alp Pav	1.9400	26000.	83	21724	No
257	GOM_NL__2PRFIN20060426_172414_000000502047_00127_21724_9450.N1	26-APR-2006 17:24:14	Dark	49.500	43	Alp TrA	1.9100	4250.0	99	21724	No
258	GOM_NL__2PRFIN20060426_172625_000000402047_00127_21724_9451.N1	26-APR-2006 17:26:25	Straylight	39.500	134	Bet TrA	2.8100	6600.0	79	21724	No
259	GOM_NL__2PRFIN20060426_172835_000000492047_00127_21724_9452.N1	26-APR-2006 17:28:35	Straylight	49.000	4	Alp1Cen	-0.010000	5800.0	98	21724	No
260	GOM_NL__2PRFIN20060426_173157_000000412047_00127_21724_9453.N1	26-APR-2006 17:31:57	Straylight	40.500	78	Alp Lup	2.3040	28000.	81	21724	No
261	GOM_NL__2PRFIN20060426_173330_000000422047_00127_21724_9454.N1	26-APR-2006 17:33:30	Straylight	41.500	81	Eta Cen	2.3560	28000.	83	21724	No
262	GOM_NL__2PRFIN20060426_173540_000000412047_00127_21724_9455.N1	26-APR-2006 17:35:40	Straylight	41.000	54	5The Cen	2.0550	4500.0	82	21724	No
263	GOM_NL__2PRFIN20060426_174026_000000392047_00127_21724_9456.N1	26-APR-2006 17:40:26	Bright	38.500	106	9Bet Crv	2.6480	5600.0	77	21724	No
264	GOM_NL__2PRFIN20060426_174326_000000402047_00127_21724_9457.N1	26-APR-2006 17:43:26	Bright	39.500	15	67Alp Vir	0.97600	28000.	79	21724	No
265	GOM_NL__2PRFIN20060426_174628_000000372047_00127_21724_9458.N1	26-APR-2006 17:46:28	Bright	36.500	121	29Gam Vir	2.7400	7200.0	73	21724	No
266	GOM_NL__2PRFIN20060426_174954_000000362047_00127_21724_9459.N1	26-APR-2006 17:49:54	Bright	36.000	138	47Eps Vir	2.8280	4700.0	72	21724	No
267	GOM_NL__2PRFIN20060426_175743_000000352047_00127_21724_9460.N1	26-APR-2006 17:57:43	Bright	35.000	152	12Alp2CVn	2.8900	11000.	70	21724	No
268	GOM_NL__2PRFIN20060426_180206_000000362047_00127_21724_9461.N1	26-APR-2006 18:02:06	Bright	35.500	87	64Gam UMa	2.4330	11000.	71	21724	No
269	GOM_NL__2PRFIN20060426_180321_000000362047_00127_21724_9462.N1	26-APR-2006 18:03:21	Bright	36.000	82	48Bet UMa	2.3650	10600.	72	21724	No
270	GOM_NL__2PRFIN20060426_180443_000000372047_00127_21724_9463.N1	26-APR-2006 18:04:43	Bright	37.000	36	50Alp UMa	1.8000	6300.0	74	21724	No
271	GOM_NL__2PRFIN20060426_180854_000000372047_00127_21724_9464.N1	26-APR-2006 18:08:54	Bright	37.000	60	7Bet UMi	2.0810	3950.0	74	21724	No
272	GOM_NL__2PRFIN20060426_181225_000000362047_00127_21724_9465.N1	26-APR-2006 18:12:25	Bright	36.000	49	1Alp UMi	1.9900	6300.0	72	21724	No
273	GOM_NL__2PRFIN20060426_182008_000000322047_00127_21724_9466.N1	26-APR-2006 18:20:08	Bright	31.500	110	37Del Cas	2.6780	8900.0	63	21724	No
274	GOM_NL__2PRFIN20060426_182134_000000342047_00127_21724_9467.N1	26-APR-2006 18:21:34	Bright	33.500	68	18Alp Cas	2.2250	4500.0	67	21724	No
275	GOM_NL__2PRFIN20060426_183027_000000422047_00127_21724_9468.N1	26-APR-2006 18:30:27	Bright	42.000	93	53Bet Peg	2.5200	3100.0	84	21724	No
276	GOM_NL__2PRFIN20060426_183416_000000452047_00127_21724_9469.N1	26-APR-2006 18:34:16	Tw_i_and_stray	44.500	90	54Alp Peg	2.4870	11000.	89	21724	No
277	GOM_NL__2PRFIN20060426_184654_000000432047_00127_21724_9470.N1	26-APR-2006 18:46:54	Dark	43.000	18	24Alp PsA	1.1660	9700.0	86	21724	No
278	GOM_NL__2PRFIN20060426_185054_000000412047_00127_21724_9471.N1	26-APR-2006 18:50:54	Dark	40.500	172	Gam Gru	3.0030	13100.	81	21724	No

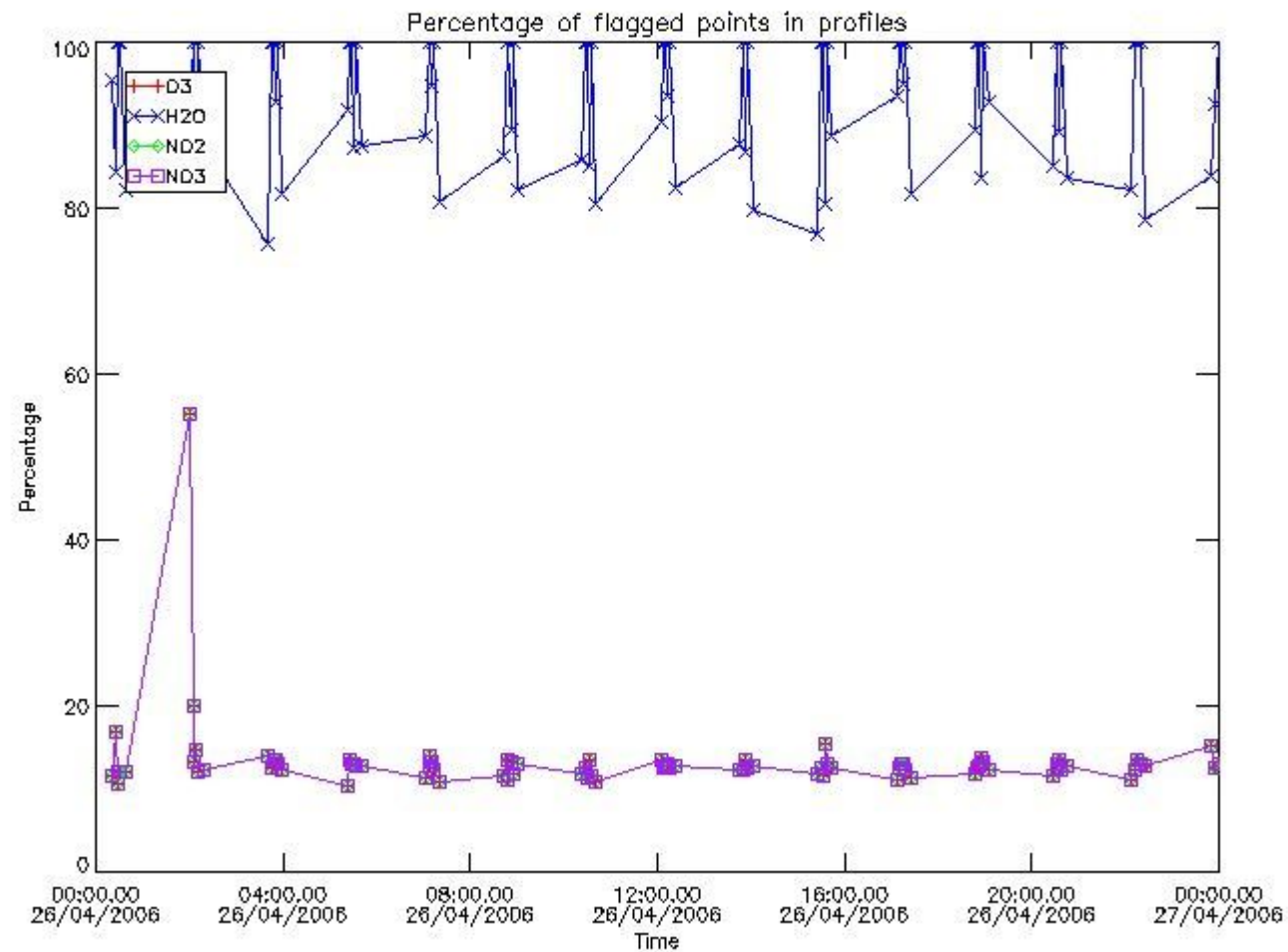
279	GOM_NL__2PRFIN20060426_185236_000000402047_00127_21724_9472.N1	26-APR-2006 18:52:36	Dark	40.000	31	Alp Gru	1.7340	15200.	80	21724	No
280	GOM_NL__2PRFIN20060426_185525_000000372047_00127_21724_9473.N1	26-APR-2006 18:55:25	Dark	37.000	148	Alp Tuc	2.8780	4100.0	74	21724	No
281	GOM_NL__2PRFIN20060426_185758_000000392047_00128_21725_9459.N1	26-APR-2006 18:57:58	Dark	38.500	45	Alp Pav	1.9400	26000.	77	21725	No
282	GOM_NL__2PRFIN20060426_190451_000000422047_00128_21725_9460.N1	26-APR-2006 19:04:51	Dark	41.500	43	Alp TrA	1.9100	4250.0	83	21725	No
283	GOM_NL__2PRFIN20060426_190702_000000372047_00128_21725_9461.N1	26-APR-2006 19:07:02	Straylight	37.000	134	Bet TrA	2.8100	6600.0	74	21725	No
284	GOM_NL__2PRFIN20060426_190911_000000492047_00128_21725_9462.N1	26-APR-2006 19:09:11	Straylight	49.000	4	Alp1Cen	-0.010000	5800.0	98	21725	No
285	GOM_NL__2PRFIN20060426_191233_000000422047_00128_21725_9463.N1	26-APR-2006 19:12:33	Straylight	41.500	78	Alp Lup	2.3040	28000.	83	21725	No
286	GOM_NL__2PRFIN20060426_191407_000000392047_00128_21725_9464.N1	26-APR-2006 19:14:07	Straylight	39.000	81	Eta Cen	2.3560	28000.	78	21725	No
287	GOM_NL__2PRFIN20060426_191616_000000442047_00128_21725_9465.N1	26-APR-2006 19:16:16	Straylight	43.500	54	5The Cen	2.0550	4500.0	87	21725	No
288	GOM_NL__2PRFIN20060426_192102_000000392047_00128_21725_9466.N1	26-APR-2006 19:21:02	Bright	39.000	106	9Bet Crv	2.6480	5600.0	78	21725	No
289	GOM_NL__2PRFIN20060426_192402_000000382047_00128_21725_9467.N1	26-APR-2006 19:24:02	Bright	38.000	15	67Alp Vir	0.97600	28000.	76	21725	No
290	GOM_NL__2PRFIN20060426_192704_000000362047_00128_21725_9468.N1	26-APR-2006 19:27:04	Bright	36.000	121	29Gam Vir	2.7400	7200.0	72	21725	No
291	GOM_NL__2PRFIN20060426_193030_000000362047_00128_21725_9469.N1	26-APR-2006 19:30:30	Bright	36.000	138	47Eps Vir	2.8280	4700.0	72	21725	No
292	GOM_NL__2PRFIN20060426_193819_000000352047_00128_21725_9470.N1	26-APR-2006 19:38:19	Bright	35.000	152	12Alp2CVn	2.8900	11000.	70	21725	No
293	GOM_NL__2PRFIN20060426_194242_000000362047_00128_21725_9471.N1	26-APR-2006 19:42:42	Bright	35.500	87	64Gam UMa	2.4330	11000.	71	21725	No
294	GOM_NL__2PRFIN20060426_194357_000000362047_00128_21725_9472.N1	26-APR-2006 19:43:57	Bright	36.000	82	48Bet UMa	2.3650	10600.	72	21725	No
295	GOM_NL__2PRFIN20060426_194519_000000382047_00128_21725_9473.N1	26-APR-2006 19:45:19	Bright	38.000	36	50Alp UMa	1.8000	6300.0	76	21725	No
296	GOM_NL__2PRFIN20060426_194929_000000402047_00128_21725_9474.N1	26-APR-2006 19:49:29	Bright	39.500	60	7Bet UMi	2.0810	3950.0	79	21725	No
297	GOM_NL__2PRFIN20060426_195301_000000332047_00128_21725_9475.N1	26-APR-2006 19:53:01	Bright	32.500	49	1Alp UMi	1.9900	6300.0	65	21725	No
298	GOM_NL__2PRFIN20060426_200044_000000402047_00128_21725_9476.N1	26-APR-2006 20:00:44	Bright	40.000	110	37Del Cas	2.6780	8900.0	80	21725	No
299	GOM_NL__2PRFIN20060426_200210_000000362047_00128_21725_9477.N1	26-APR-2006 20:02:10	Bright	36.000	68	18Alp Cas	2.2250	4500.0	72	21725	No
300	GOM_NL__2PRFIN20060426_201102_000000422047_00128_21725_9478.N1	26-APR-2006 20:11:02	Bright	42.000	93	53Bet Peg	2.5200	3100.0	84	21725	No
301	GOM_NL__2PRFIN20060426_201452_000000422047_00128_21725_9479.N1	26-APR-2006 20:14:52	Tw_i_and_stray	41.500	90	54Alp Peg	2.4870	11000.	83	21725	No
302	GOM_NL__2PRFIN20060426_202731_000000442047_00128_21725_9480.N1	26-APR-2006 20:27:31	Dark	44.000	18	24Alp PsA	1.1660	9700.0	88	21725	No
303	GOM_NL__2PRFIN20060426_203131_000000402047_00128_21725_9481.N1	26-APR-2006 20:31:31	Dark	39.500	172	Gam Gru	3.0030	13100.	79	21725	No
304	GOM_NL__2PRFIN20060426_203312_000000412047_00128_21725_9482.N1	26-APR-2006 20:33:12	Dark	40.500	31	Alp Gru	1.7340	15200.	81	21725	No
305	GOM_NL__2PRFIN20060426_203601_000000382047_00128_21725_9483.N1	26-APR-2006 20:36:01	Dark	37.500	148	Alp Tuc	2.8780	4100.0	75	21725	No
306	GOM_NL__2PRFIN20060426_203835_000000422047_00129_21726_9459.N1	26-APR-2006 20:38:35	Dark	41.500	45	Alp Pav	1.9400	26000.	83	21726	No
307	GOM_NL__2PRFIN20060426_204527_000000402047_00129_21726_9460.N1	26-APR-2006 20:45:27	Dark	40.000	43	Alp TrA	1.9100	4250.0	80	21726	No
308	GOM_NL__2PRFIN20060426_204738_000000382047_00129_21726_9461.N1	26-APR-2006 20:47:38	Straylight	37.500	134	Bet TrA	2.8100	6600.0	75	21726	No
309	GOM_NL__2PRFIN20060426_204948_000000432047_00129_21726_9462.N1	26-APR-2006 20:49:48	Straylight	42.500	4	Alp1Cen	-0.010000	5800.0	85	21726	No
310	GOM_NL__2PRFIN20060426_205309_000000412047_00129_21726_9463.N1	26-APR-2006 20:53:09	Straylight	40.500	78	Alp Lup	2.3040	28000.	81	21726	No
311	GOM_NL__2PRFIN20060426_205443_000000432047_00129_21726_9464.N1	26-APR-2006 20:54:43	Straylight	43.000	81	Eta Cen	2.3560	28000.	86	21726	No
312	GOM_NL__2PRFIN20060426_205652_000000442047_00129_21726_9465.N1	26-APR-2006 20:56:52	Straylight	43.500	54	5The Cen	2.0550	4500.0	87	21726	No
313	GOM_NL__2PRFIN20060426_210115_000000382047_00129_21726_9466.N1	26-APR-2006 21:01:15	Bright	38.000	169	46Gam Hya	2.9910	4700.0	76	21726	No
314	GOM_NL__2PRFIN20060426_210438_000000402047_00129_21726_9467.N1	26-APR-2006 21:04:38	Bright	40.000	15	67Alp Vir	0.97600	28000.	80	21726	No
315	GOM_NL__2PRFIN20060426_210740_000000362047_00129_21726_9468.N1	26-APR-2006 21:07:40	Bright	36.000	121	29Gam Vir	2.7400	7200.0	72	21726	No
316	GOM_NL__2PRFIN20060426_211106_000000362047_00129_21726_9469.N1	26-APR-2006 21:11:06	Bright	36.000	138	47Eps Vir	2.8280	4700.0	72	21726	No
317	GOM_NL__2PRFIN20060426_211855_000000342047_00129_21726_9470.N1	26-APR-2006 21:18:55	Bright	34.000	152	12Alp2CVn	2.8900	11000.	68	21726	No
318	GOM_NL__2PRFIN20060426_212318_000000352047_00129_21726_9471.N1	26-APR-2006 21:23:18	Bright	35.000	87	64Gam UMa	2.4330	11000.	70	21726	No
319	GOM_NL__2PRFIN20060426_212555_000000392047_00129_21726_9472.N1	26-APR-2006 21:25:55	Bright	38.500	36	50Alp UMa	1.8000	6300.0	77	21726	No
320	GOM_NL__2PRFIN20060426_213005_000000382047_00129_21726_9473.N1	26-APR-2006 21:30:05	Bright	38.000	60	7Bet UMi	2.0810	3950.0	76	21726	No
321	GOM_NL__2PRFIN20060426_213337_000000362047_00129_21726_9474.N1	26-APR-2006 21:33:37	Bright	36.000	49	1Alp UMi	1.9900	6300.0	72	21726	No
322	GOM_NL__2PRFIN20060426_214120_000000322047_00129_21726_9475.N1	26-APR-2006 21:41:20	Bright	31.500	110	37Del Cas	2.6780	8900.0	63	21726	No
323	GOM_NL__2PRFIN20060426_214246_000000362047_00129_21726_9476.N1	26-APR-2006 21:42:46	Bright	35.500	68	18Alp Cas	2.2250	4500.0	71	21726	No
324	GOM_NL__2PRFIN20060426_215139_000000442047_00129_21726_9477.N1	26-APR-2006 21:51:39	Bright	43.500	93	53Bet Peg	2.5200	3100.0	87	21726	No
325	GOM_NL__2PRFIN20060426_215528_000000412047_00129_21726_9478.N1	26-APR-2006 21:55:28	Tw_i_and_stray	41.000	90	54Alp Peg	2.4870	11000.	82	21726	No
326	GOM_NL__2PRFIN20060426_220807_000000462047_00129_21726_9479.N1	26-APR-2006 22:08:07	Dark	45.500	18	24Alp PsA	1.1660	9700.0	91	21726	No
327	GOM_NL__2PRFIN20060426_221207_000000422047_00129_21726_9480.N1	26-APR-2006 22:12:07	Dark	41.500	172	Gam Gru	3.0030	13100.	83	21726	No
328	GOM_NL__2PRFIN20060426_221349_000000382047_00129_21726_9481.N1	26-APR-2006 22:13:49	Dark	38.000	31	Alp Gru	1.7340	15200.	76	21726	No
329	GOM_NL__2PRFIN20060426_221911_000000402047_00130_21727_9459.N1	26-APR-2006 22:19:11	Dark	39.500	45	Alp Pav	1.9400	26000.	79	21727	No
330	GOM_NL__2PRFIN20060426_222603_000000402047_00130_21727_9460.N1	26-APR-2006 22:26:03	Dark	40.000	43	Alp TrA	1.9100	4250.0	80	21727	No
331	GOM_NL__2PRFIN20060426_222814_000000392047_00130_21727_9461.N1	26-APR-2006 22:28:14	Straylight	39.000	134	Bet TrA	2.8100	6600.0	78	21727	No
332	GOM_NL__2PRFIN20060426_223024_000000522047_00130_21727_9462.N1	26-APR-2006 22:30:24	Straylight	51.500	4	Alp1Cen	-0.010000	5800.0	103	21727	No
333	GOM_NL__2PRFIN20060426_223346_000000402047_00130_21727_9463.N1	26-APR-2006 22:33:46	Straylight	40.000	78	Alp Lup	2.3040	28000.	80	21727	No
334	GOM_NL__2PRFIN20060426_223519_000000412047_00130_21727_9464.N1	26-APR-2006 22:35:19	Straylight	40.500	81	Eta Cen	2.3560	28000.	81	21727	No
335	GOM_NL__2PRFIN20060426_223728_000000442047_00130_21727_9465.N1	26-APR-2006 22:37:28	Straylight	44.000	54	5The Cen	2.0550	4500.0	88	21727	No
336	GOM_NL__2PRFIN20060426_224151_000000372047_00130_21727_9466.N1	26-APR-2006 22:41:51	Bright	37.000	169	46Gam Hya	2.9910	4700.0	74	21727	No
337	GOM_NL__2PRFIN20060426_224514_000000392047_00130_21727_9467.N1	26-APR-2006 22:45:14	Bright	39.000	15	67Alp Vir	0.97600	28000.	78	21727	No

338	GOM_NL__2PRFIN20060426_224816_000000372047_00130_21727_9468.N1	26-APR-2006 22:48:16	Bright	36.500	121	29Gam Vir	2.7400	7200.0	73	21727	No
339	GOM_NL__2PRFIN20060426_225142_000000362047_00130_21727_9469.N1	26-APR-2006 22:51:42	Bright	35.500	138	47Eps Vir	2.8280	4700.0	71	21727	No
340	GOM_NL__2PRFIN20060426_225931_000000352047_00130_21727_9470.N1	26-APR-2006 22:59:31	Bright	34.500	152	12Alp2CVn	2.8900	11000.	69	21727	No
341	GOM_NL__2PRFIN20060426_230354_000000332047_00130_21727_9471.N1	26-APR-2006 23:03:54	Bright	33.000	87	64Gam UMa	2.4330	11000.	66	21727	No
342	GOM_NL__2PRFIN20060426_230631_000000382047_00130_21727_9472.N1	26-APR-2006 23:06:31	Bright	38.000	36	50Alp UMa	1.8000	6300.0	76	21727	No
343	GOM_NL__2PRFIN20060426_231041_000000392047_00130_21727_9473.N1	26-APR-2006 23:10:41	Bright	39.000	60	7Bet UMi	2.0810	3950.0	78	21727	No
344	GOM_NL__2PRFIN20060426_231413_000000332047_00130_21727_9474.N1	26-APR-2006 23:14:13	Bright	32.500	49	1Alp UMi	1.9900	6300.0	65	21727	No
345	GOM_NL__2PRFIN20060426_232156_000000522047_00130_21727_9475.N1	26-APR-2006 23:21:56	Bright	52.000	110	37Del Cas	2.6780	8900.0	104	21727	No
346	GOM_NL__2PRFIN20060426_232322_000000352047_00130_21727_9476.N1	26-APR-2006 23:23:22	Bright	35.000	68	18Alp Cas	2.2250	4500.0	70	21727	No
347	GOM_NL__2PRFIN20060426_233215_000000412047_00130_21727_9477.N1	26-APR-2006 23:32:15	Bright	40.500	93	53Bet Peg	2.5200	3100.0	81	21727	No
348	GOM_NL__2PRFIN20060426_233604_000000452047_00130_21727_9478.N1	26-APR-2006 23:36:04	Twilight_stray	44.500	90	54Alp Peg	2.4870	11000.	89	21727	No
349	GOM_NL__2PRFIN20060426_234843_000000442047_00130_21727_9479.N1	26-APR-2006 23:48:43	Dark	43.500	18	24Alp PsA	1.1660	9700.0	87	21727	No
350	GOM_NL__2PRFIN20060426_235425_000000412047_00130_21727_9480.N1	26-APR-2006 23:54:25	Dark	40.500	31	Alp Gru	1.7340	15200.	81	21727	No
351	GOM_NL__2PRFIN20060426_235947_000000392047_00131_21728_9459.N1	26-APR-2006 23:59:47	Dark	39.000	45	Alp Pav	1.9400	26000.	78	21728	No

3. Quality information per product

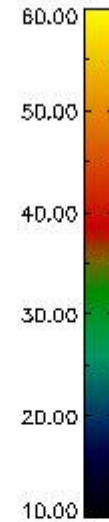
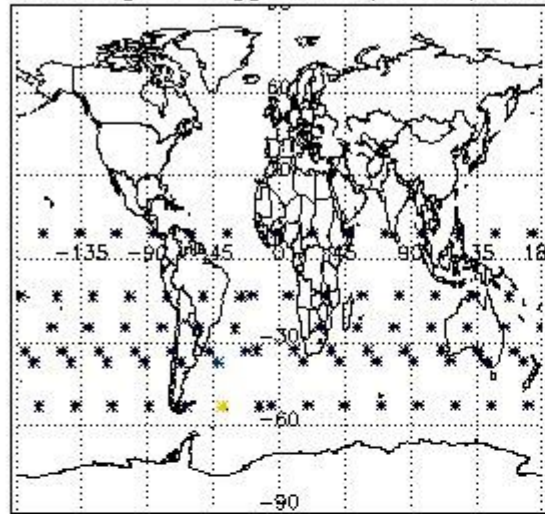
In this section it is plotted some information contained in the Quality Summary data set of the level 2 products. Only products in dark limb conditions and without errors (error flag in the MPH set to "0") are used.

3.1 Plot quality information per product (time dependant)

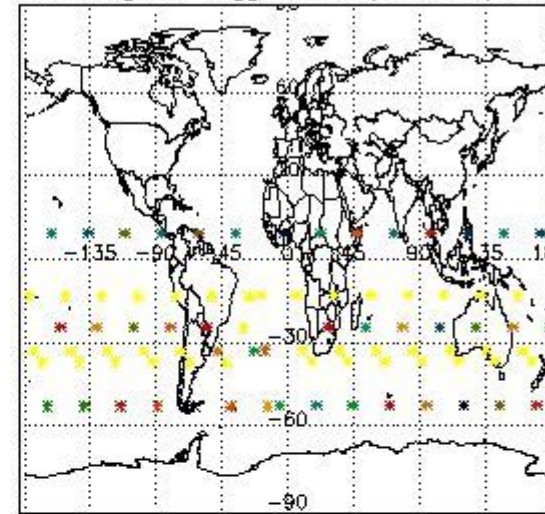


3.2 Plot quality information per product (world map)


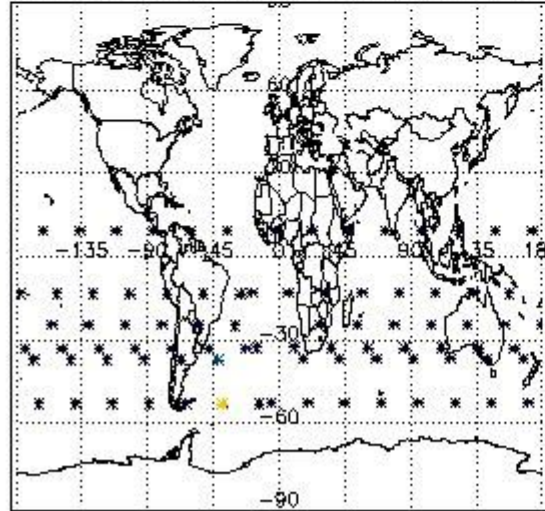
Percentage of flagged data per O3 profile



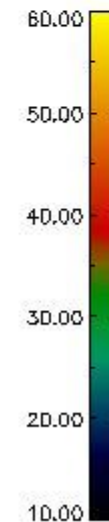
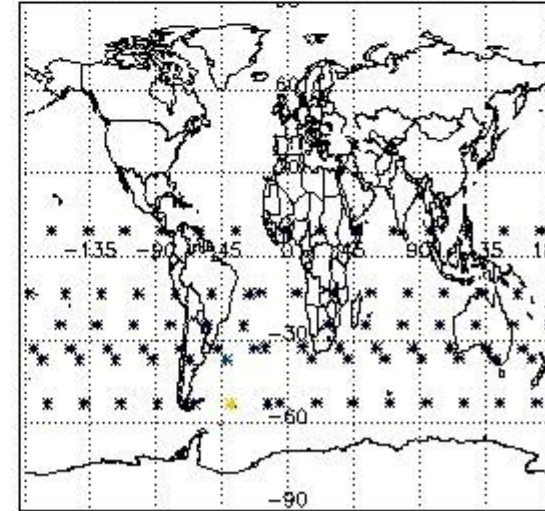
Percentage of flagged data per H2O profile



Percentage of flagged data per NO2 profile



Percentage of flagged data per NO3 profile

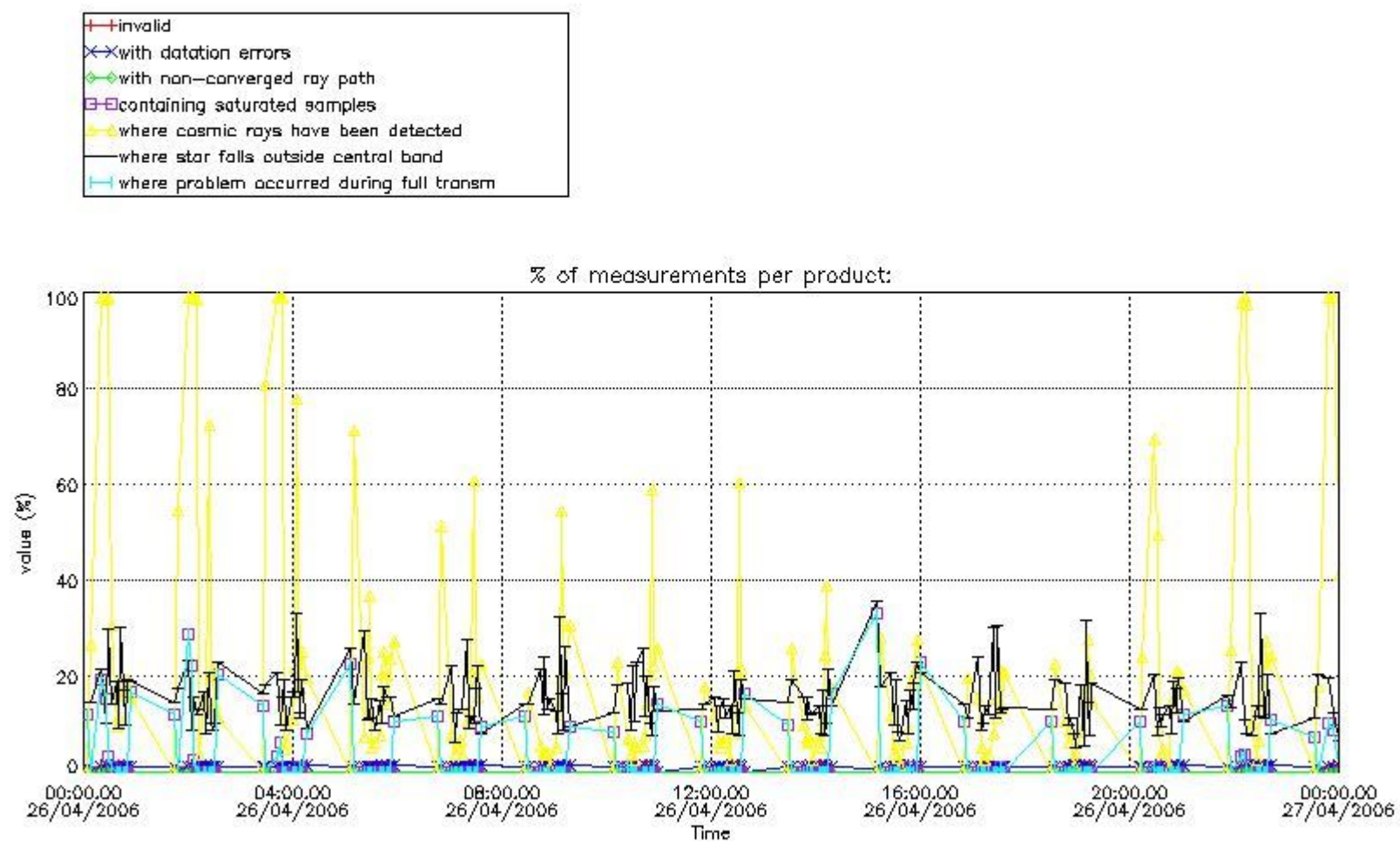


4. Level 1 quality information per product

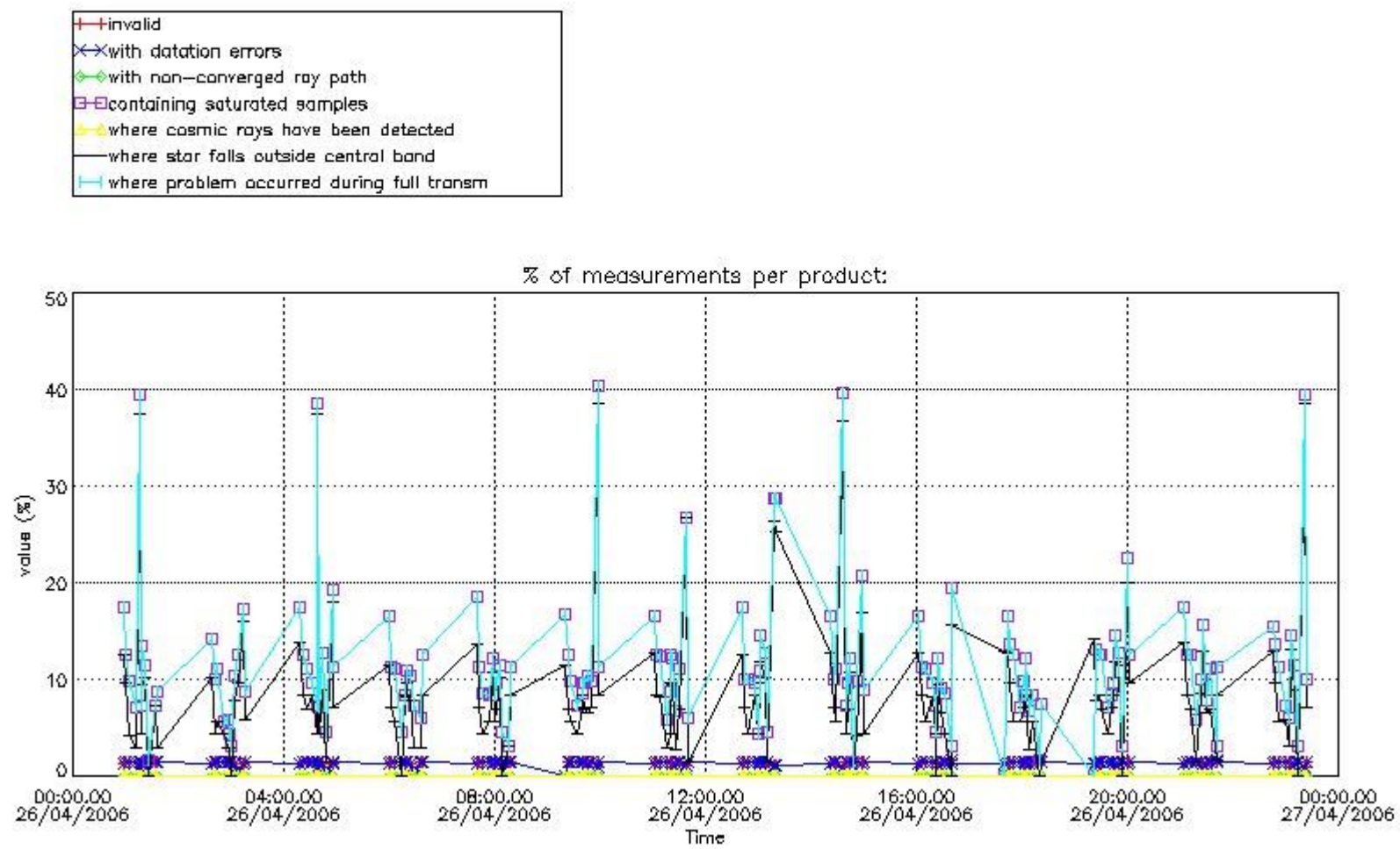
In this section it is plotted some information contained in the Quality Summary data set of the level 2 products that comes from the level 1b processing. Products without errors (error flag in the MPH set to "0") are used.

4.1 Plot quality information per product (time dependant) coming from level 1b processing

4.1.1 Plot level 1 quality information per product (time dependant): ENVISAT ASCENDING passes



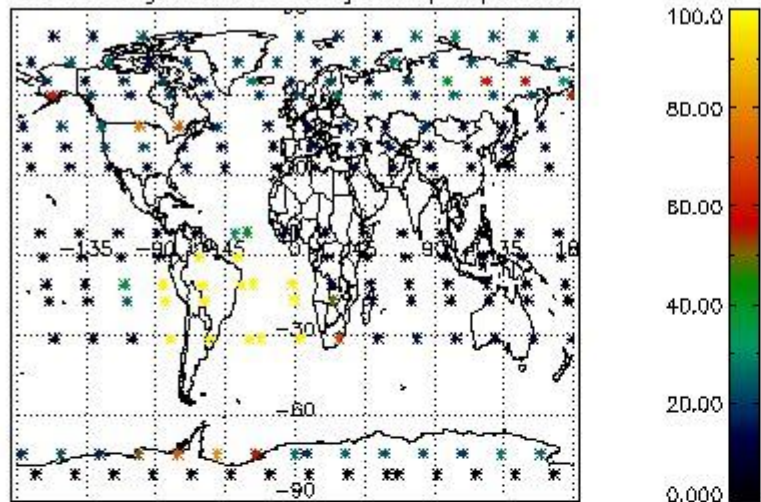
4.1.2 Plot level 1 quality information per product (time dependant): ENVI SAT DESCENDING passes



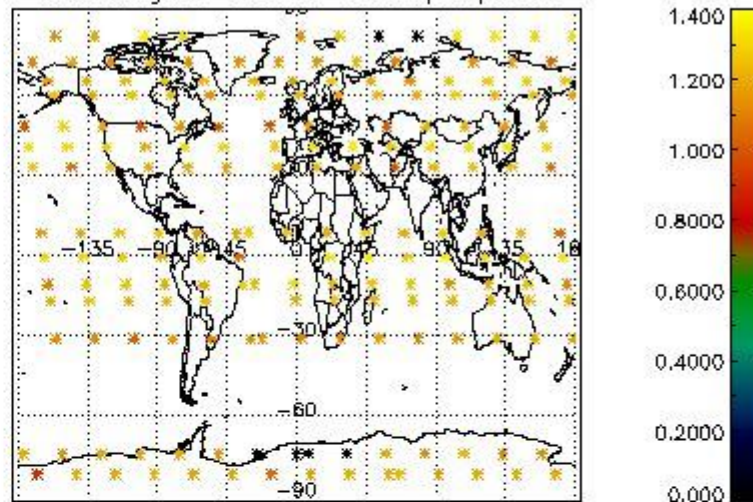
4.2 Plot quality information per product coming from level 1b processing (world map)

4.2.1 Plot level 1 quality information per product (world map): ENVISAT ASCENDING passes

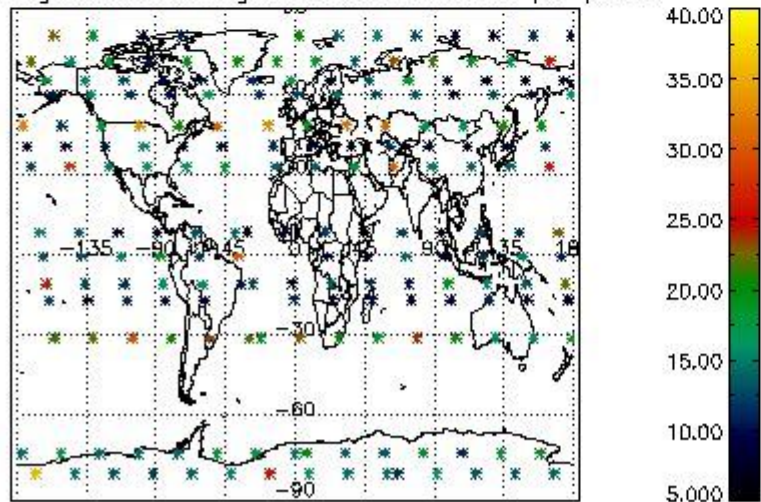
Percentage of cosmic ray hits per profile



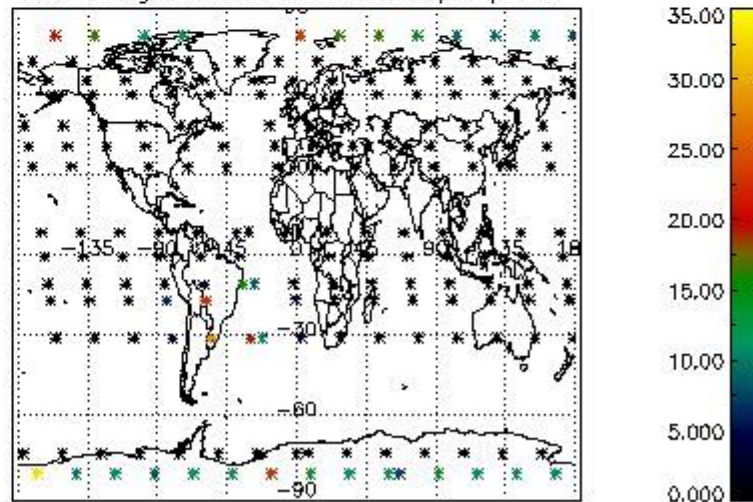
Percentage of datation errors per profile



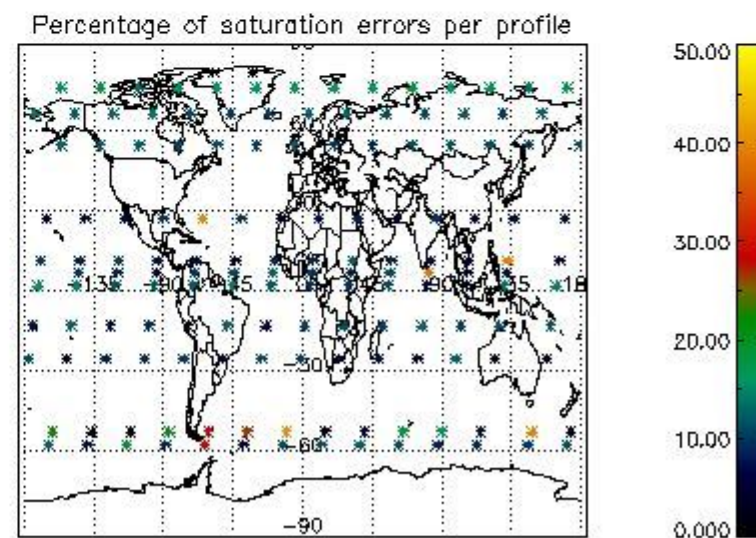
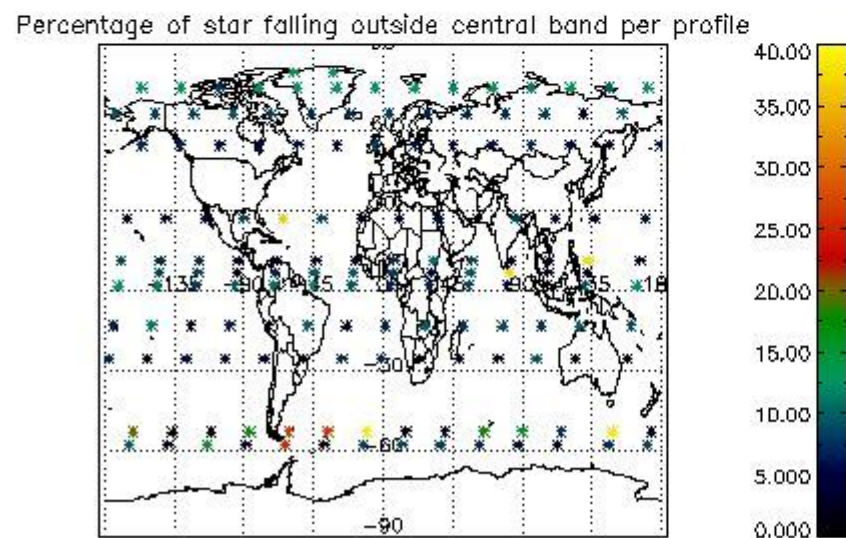
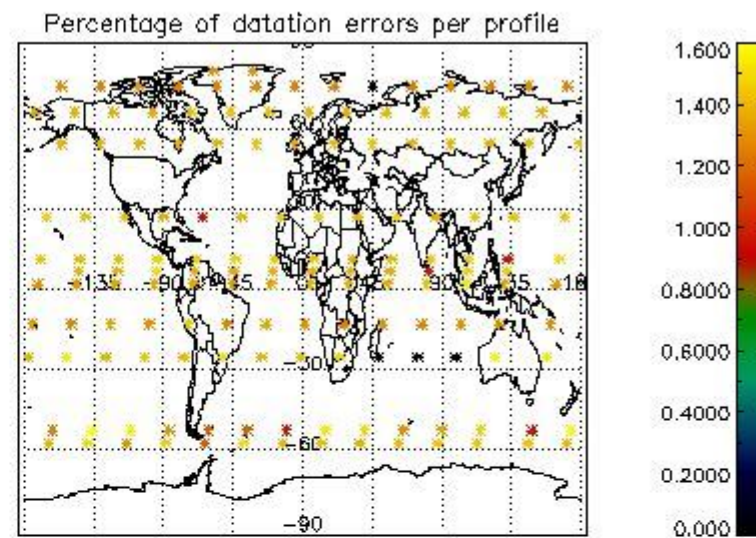
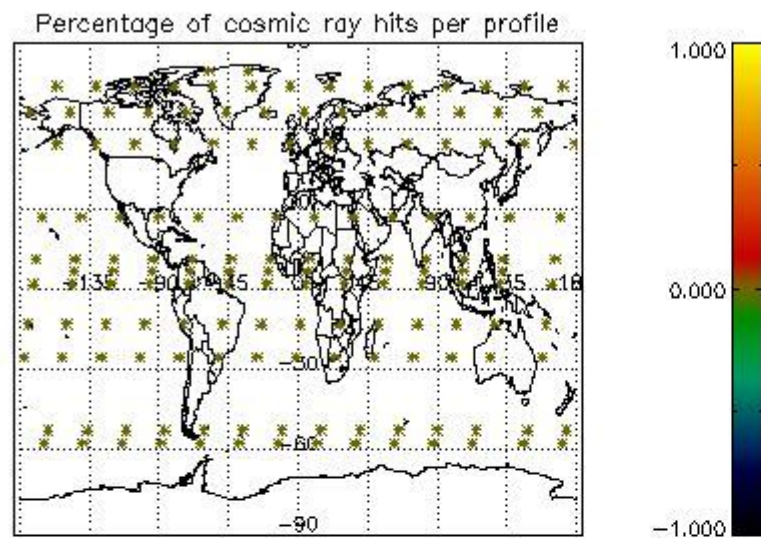
Percentage of star falling outside central band per profile



Percentage of saturation errors per profile



4.2.2 Plot level 1 quality information per product (world map): ENVISAT DESCENDING passes



5. Trace gas profiles

5.1 Ozone statistics based on quality of products

The final quality of the products can be "measured" using the STD (Standard Deviation) attached to every point profile. This information is written to the parameter GOM_NL__2P/NL_LOCAL_SPECIES_DENSITY/o3_std of the level 2 products. The table below shows the statistics for given STD ranges.

The statistics are given with respect to the overall valid production:

- Products without fatal errors: GOM_NL__2P/MPH/PRODUCT_ERR=0
- Valid point profile: GOM_NL__2P/NL_LOCAL_SPECIES_DENSITY/pcd(0)=0

The 'Criteria' is applied to valid points of dark limb products:

- Products in dark limb illumination condition: GOM_NL__2P/NL_SUMMARY_QUALITY/obs_ill_cond=0
- Products without fatal errors: GOM_NL__2P/MPH/PRODUCT_ERR=0
- Valid point profile: GOM_NL__2P/NL_LOCAL_SPECIES_DENSITY/pcd(0)=0

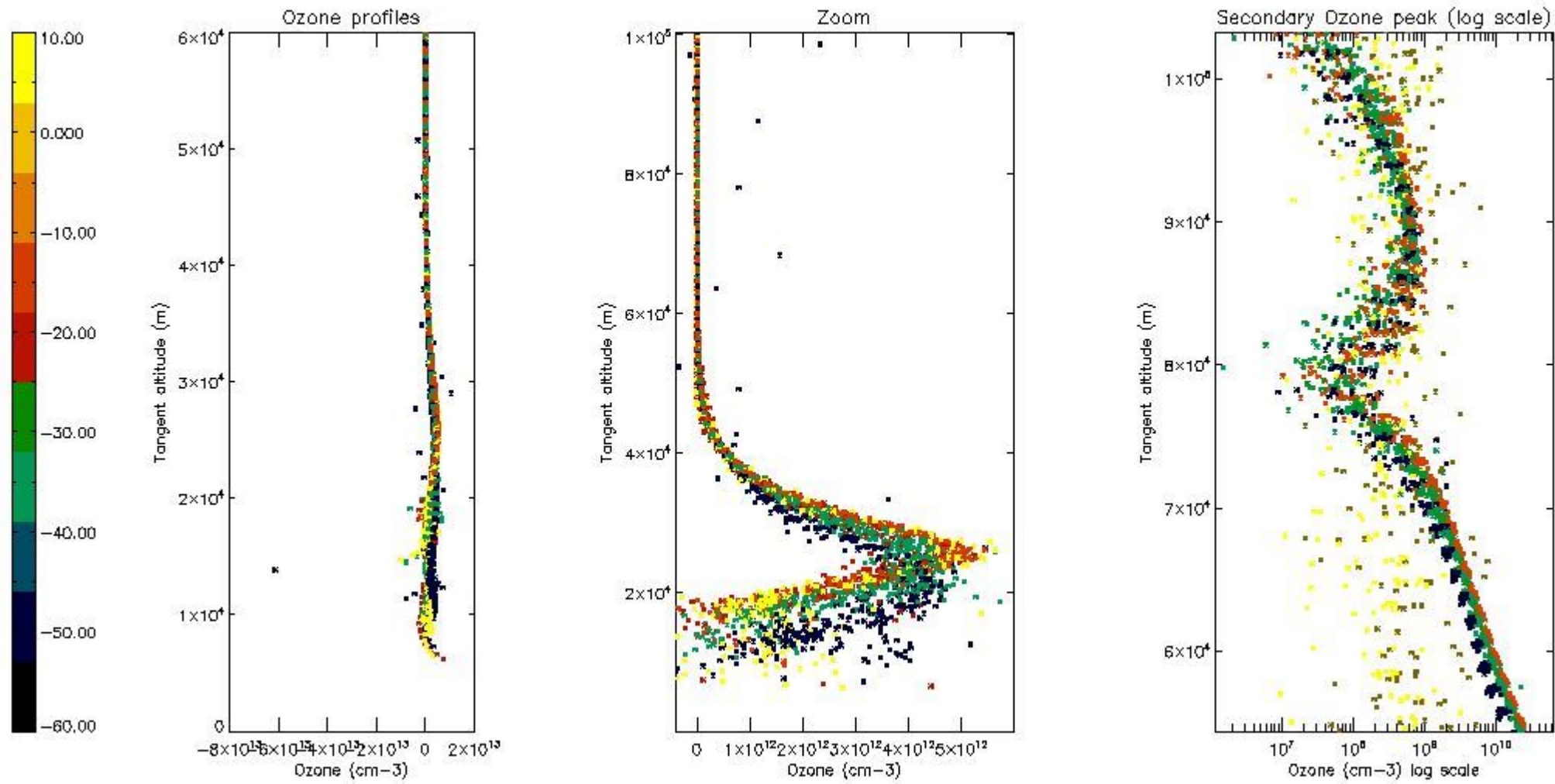
So, the table below shows the percentage of dark limb and valid observations for each criteria with respect to the overall valid daily observations.

Criteria	% of total production
All STD	26
STD < 20	14

STD < 10	11
STD < 5	7

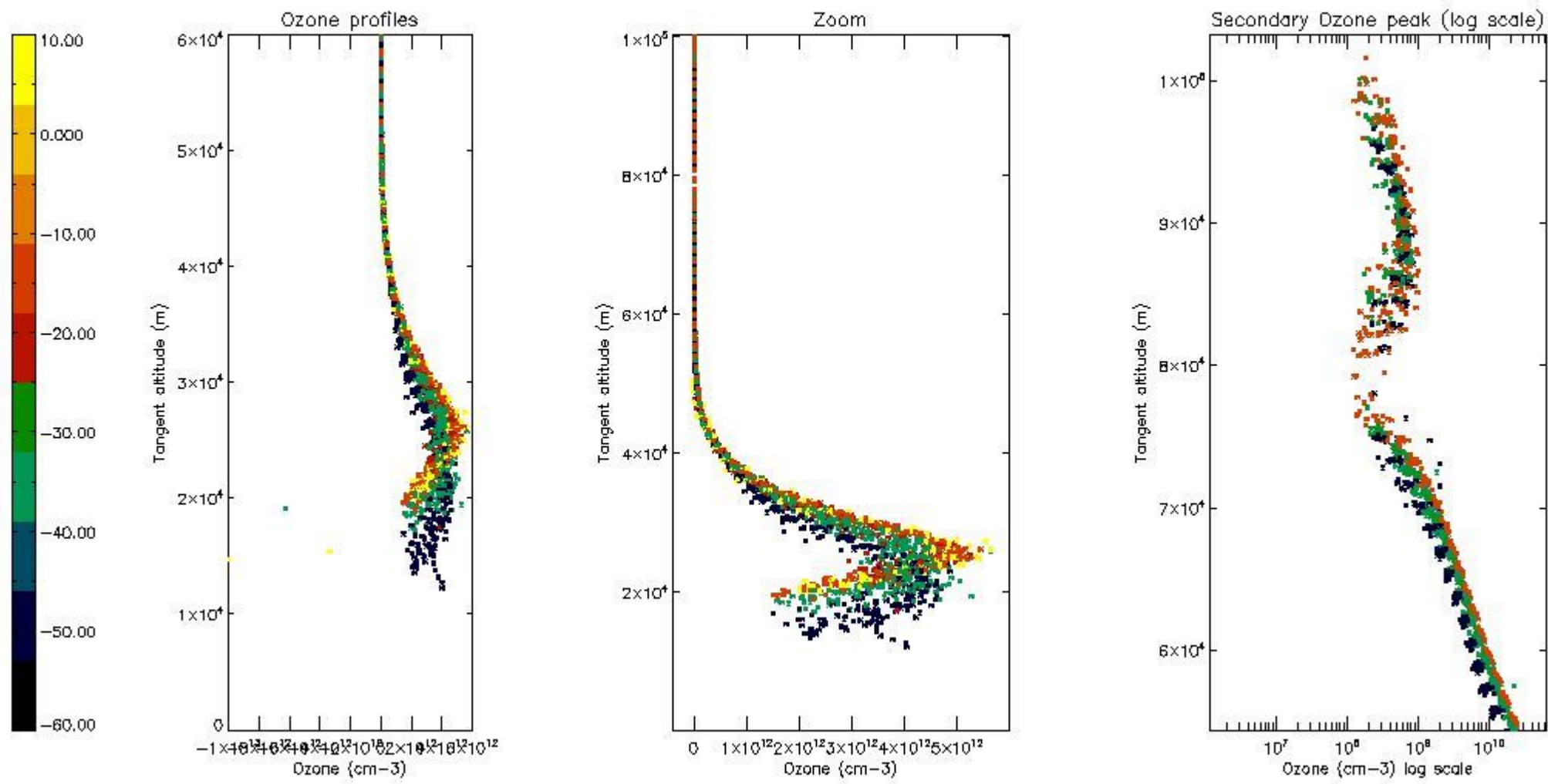
5.2 Plot ozone profiles for all STD (dark without errors)

The colorbar represents the latitude.



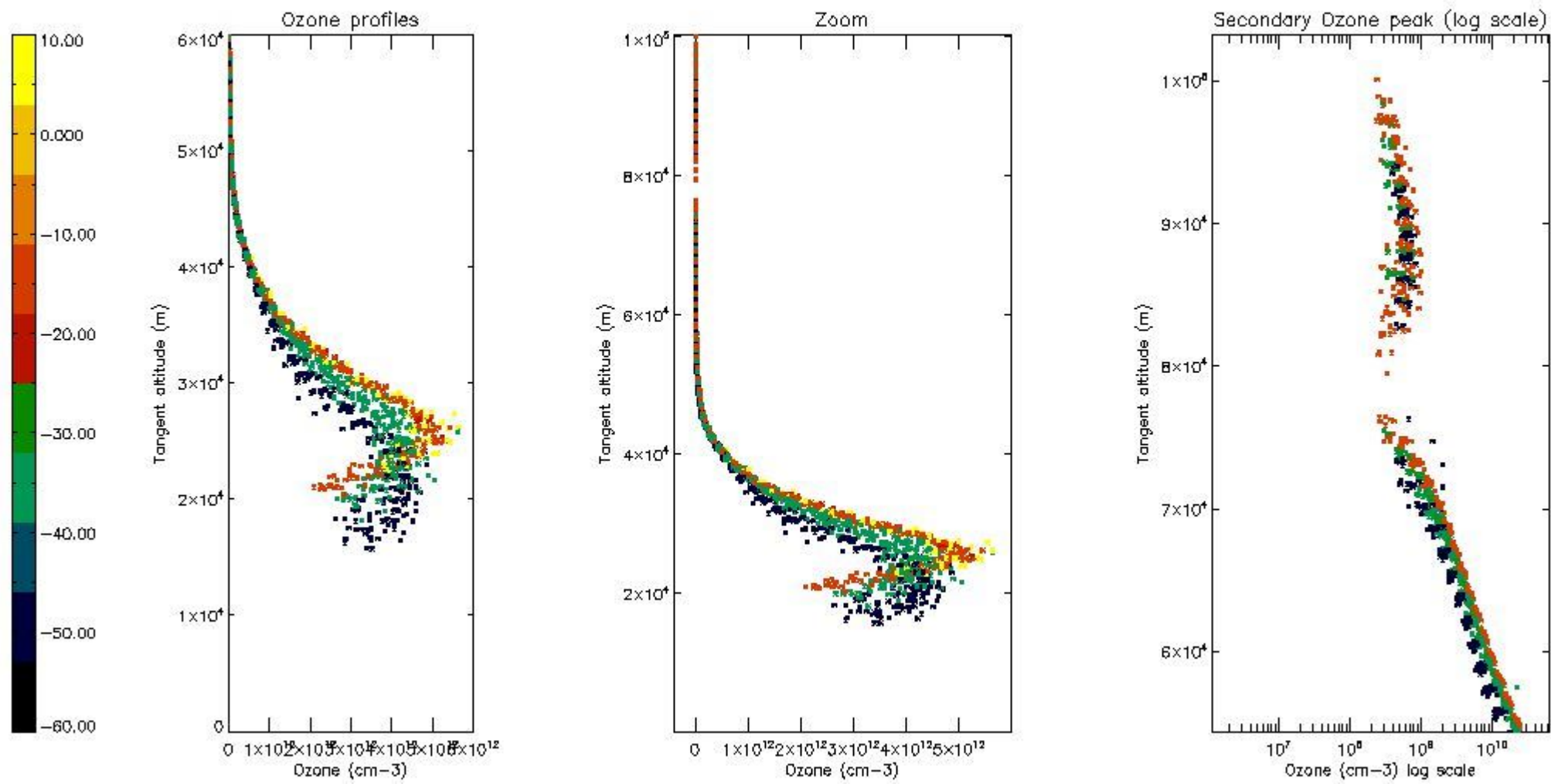
5.3 Plot ozone profiles where STD < 20% (dark without errors)

The colorbar represents the latitude.



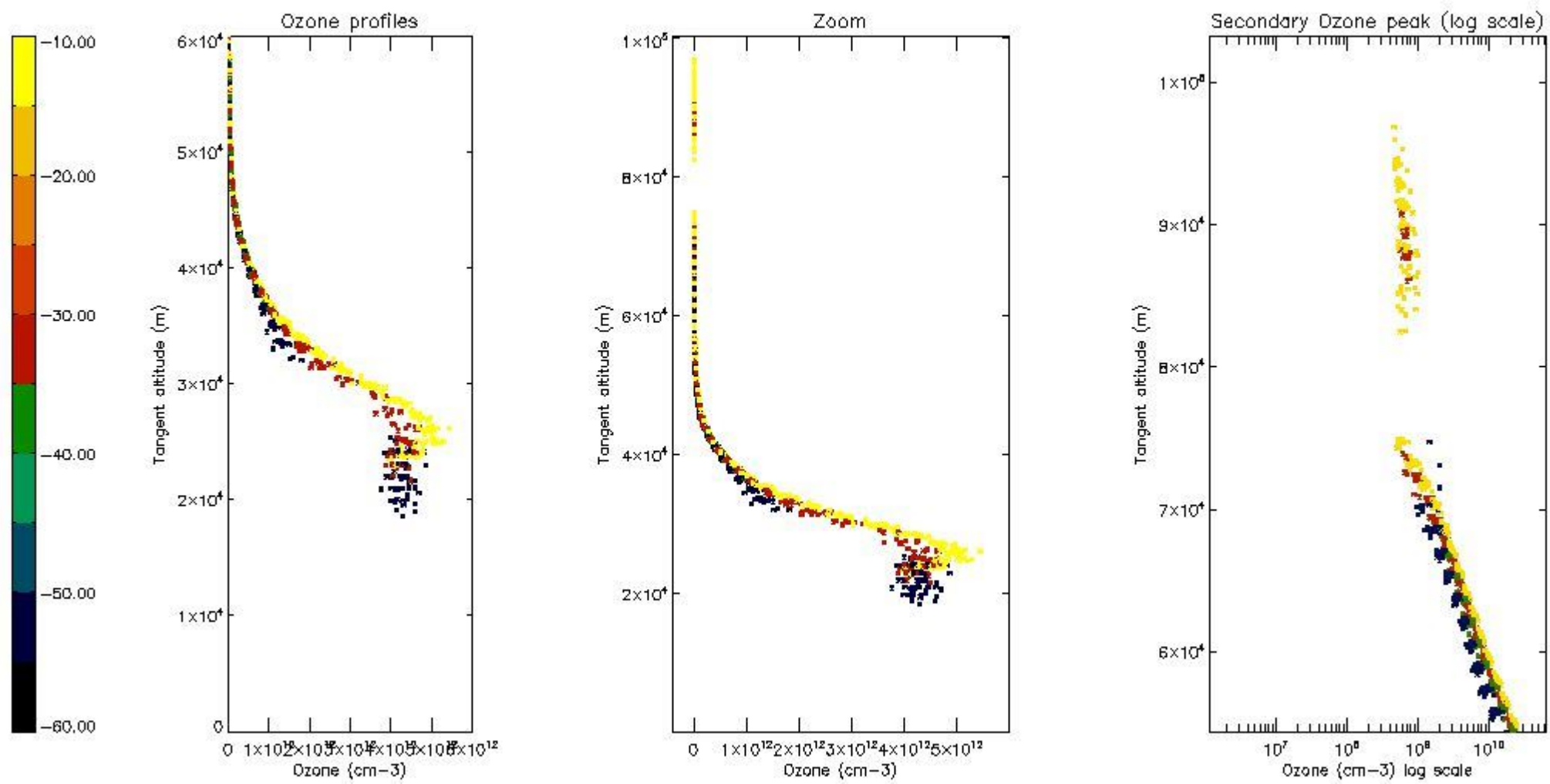
5.4 Plot ozone profiles where STD < 10% (dark without errors)

The colorbar represents the latitude.



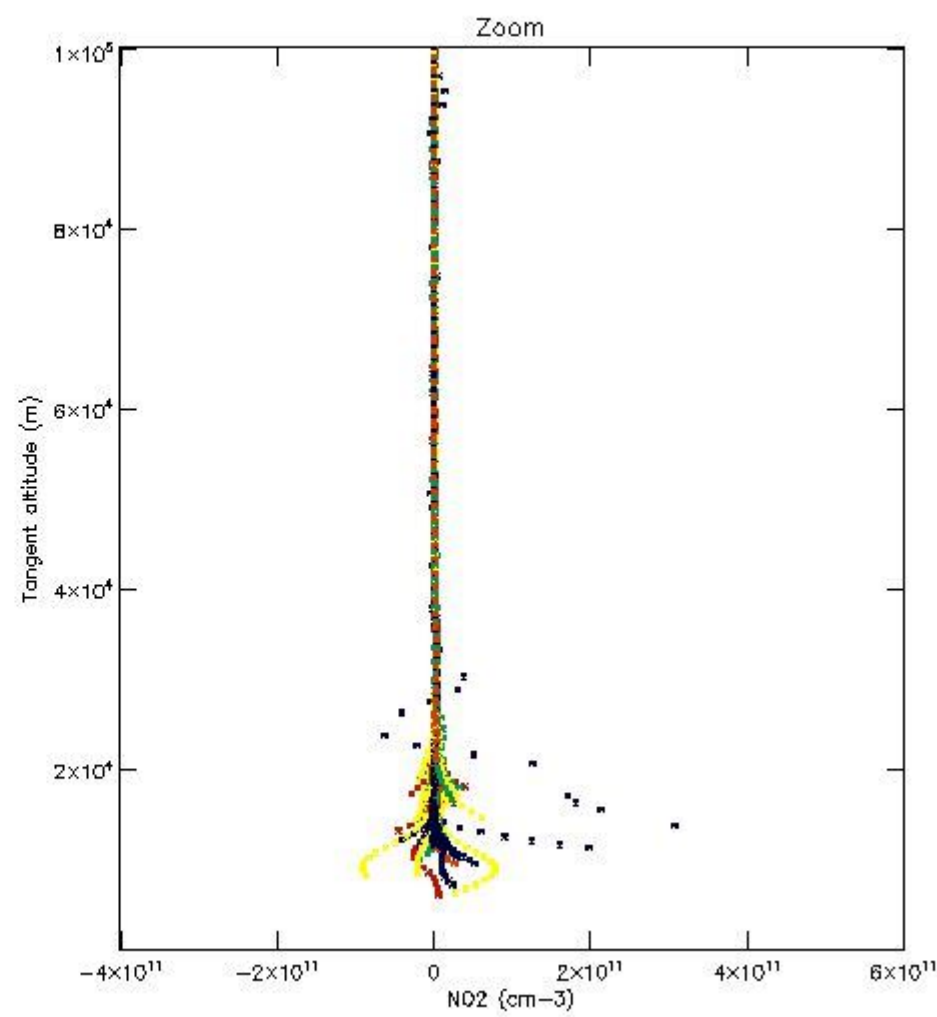
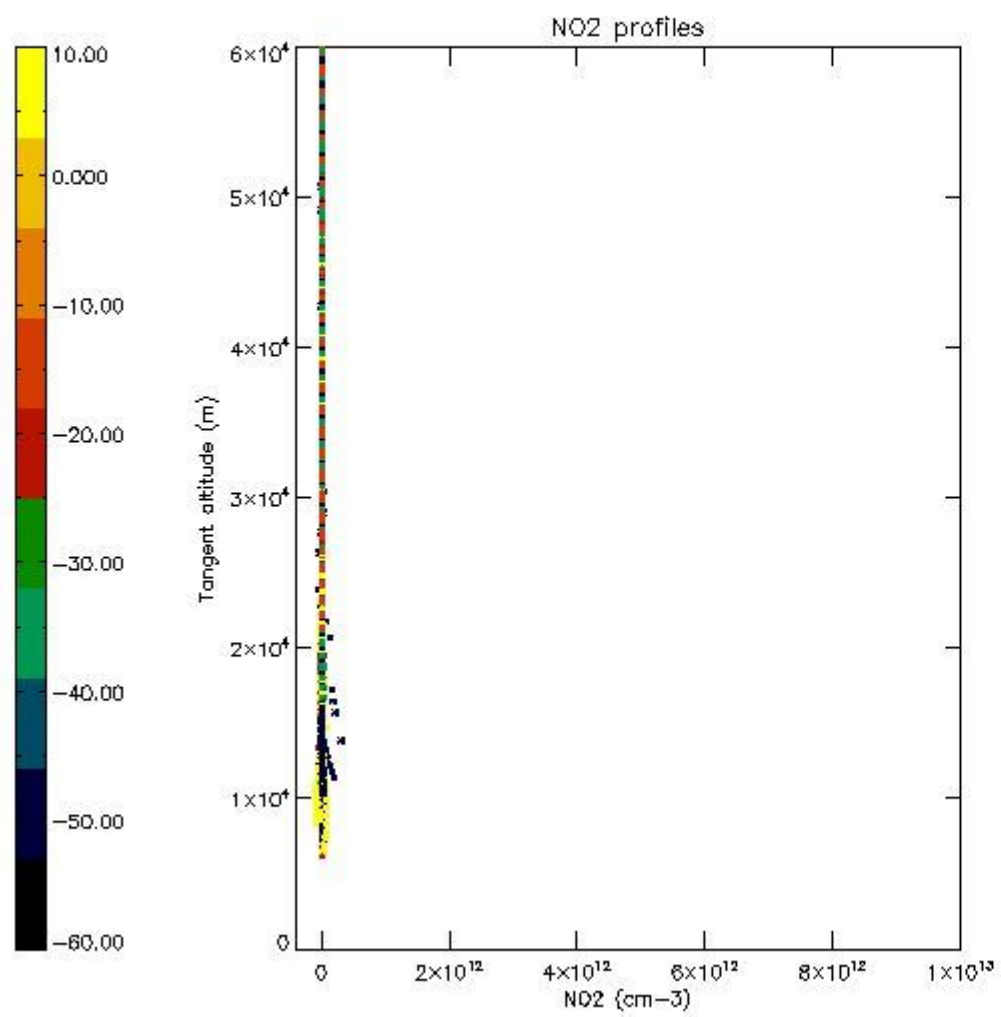
5.5 Plot ozone profiles where STD < 5% (dark without errors)

The colorbar represents the latitude.



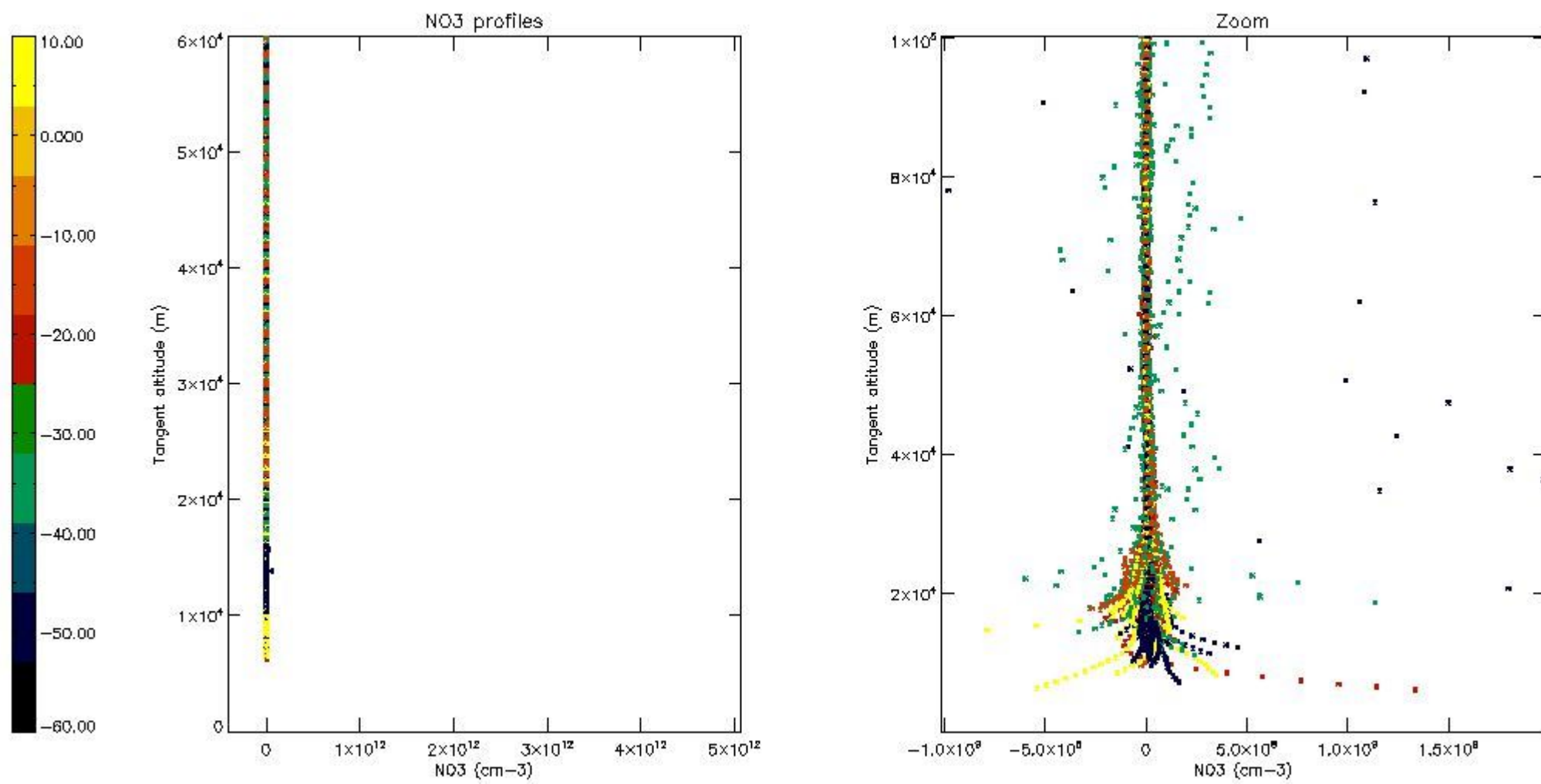
5.6 Plot NO₂ profiles for all STD (dark without errors)

The colorbar represents the latitude.



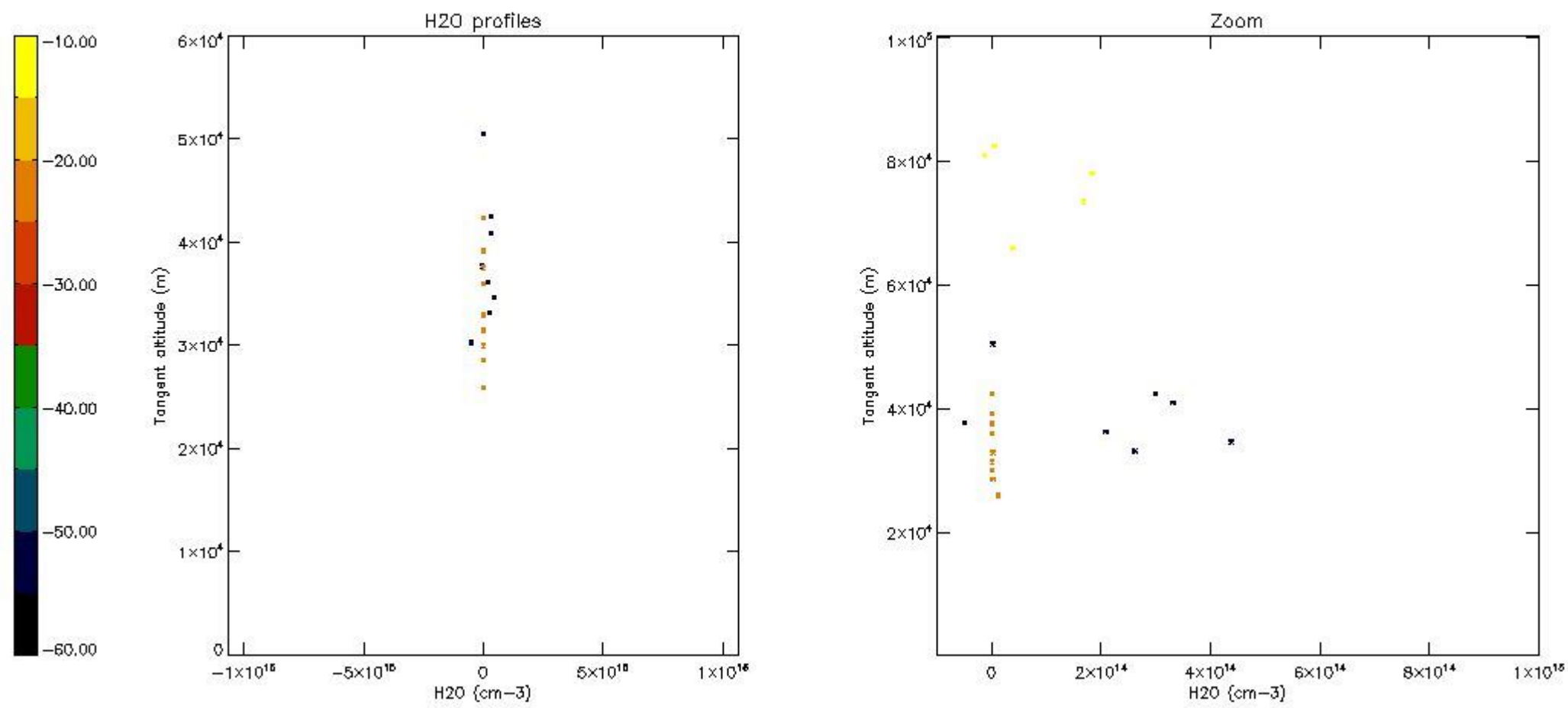
5.7 Plot NO3 profiles for all STD (dark without errors)

The colorbar represents the latitude.



5.8 Plot H₂O profiles for all STD (only for occultations of stars 1,2,3,4,13,14,16,26,63 dark without errors)

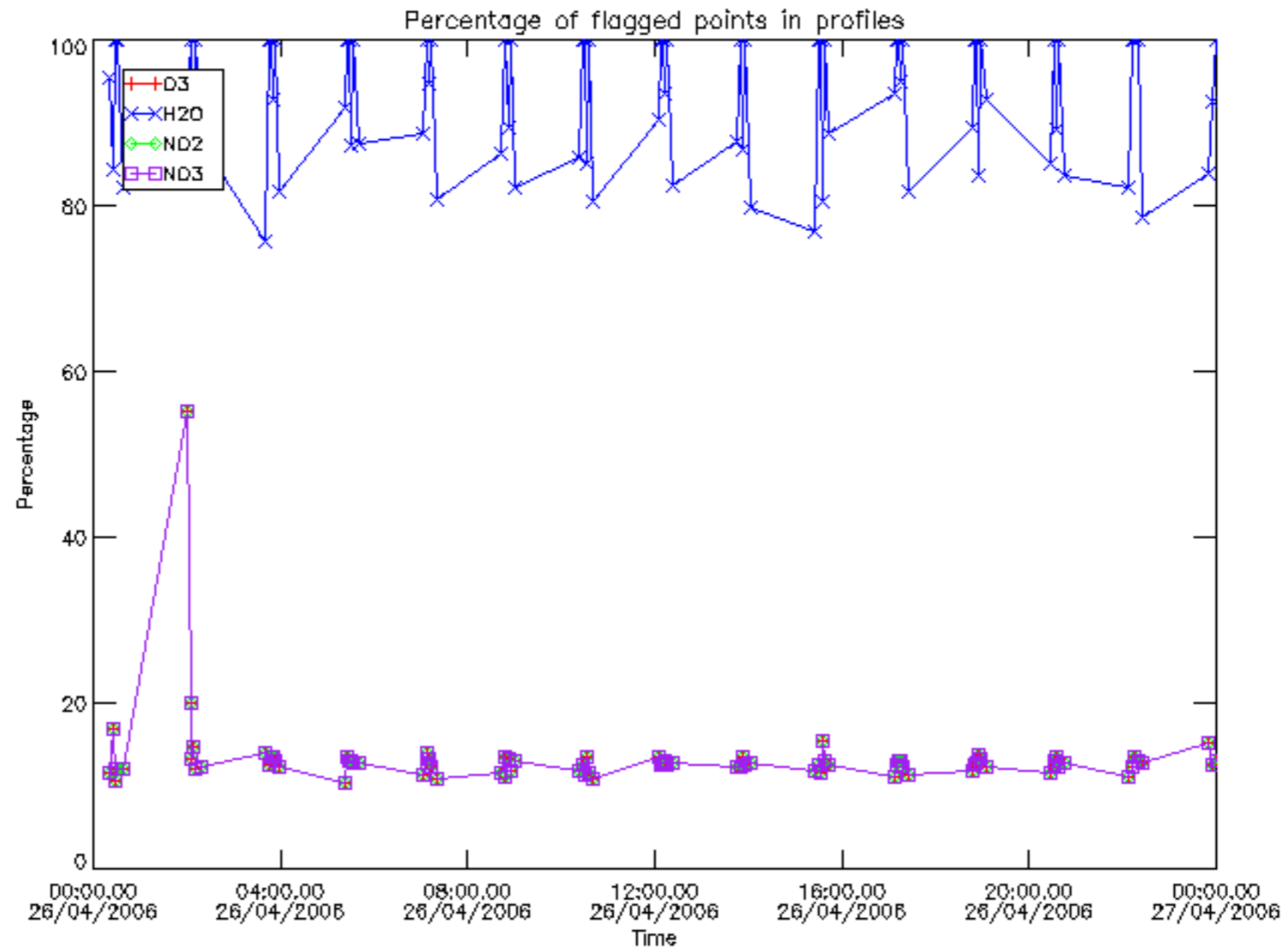
The colorbar represents the latitude.



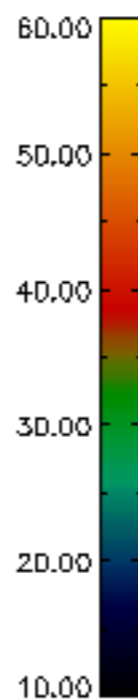
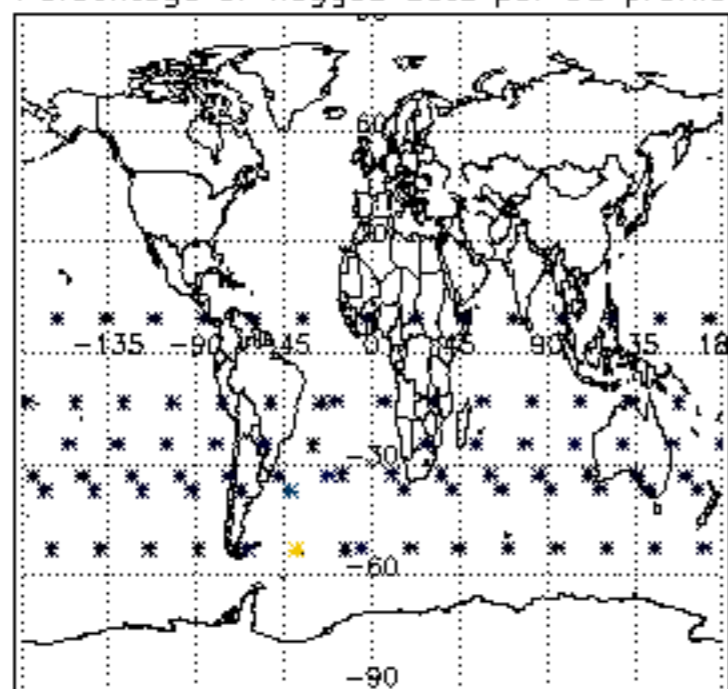
6. Auxiliary Data Files used for the production reported in section 2

The number reported in the third column indicates since which file (see list in section 2) the corresponding auxiliary file has been used. The fourth column is the date of those product files.

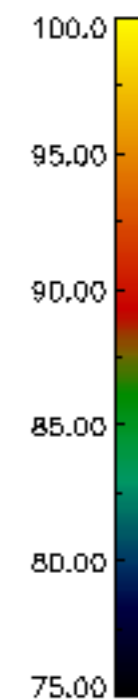
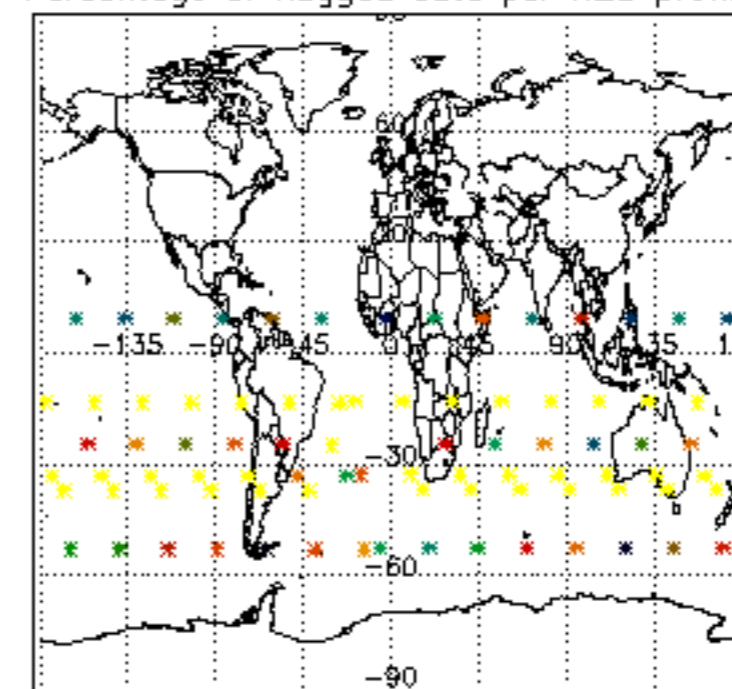
Type	Auxiliary Filename	Used since product	Used since product date
INST_PHYS_CHARACTERISTICS	GOM_INS_AXVIEC20091111_143220_20030716_120000_20500101_000000	1	26-APR-2006 00:03:49
LEVEL-2_PROC_CONFIG	GOM_PR2_AXVIEC20091111_152718_20020301_000000_20500101_000000	1	26-APR-2006 00:03:49
CROSS_SECTIONS_FILE	GOM_CRS_AXVIEC20091111_154832_20020301_000000_20500101_000000	1	26-APR-2006 00:03:49



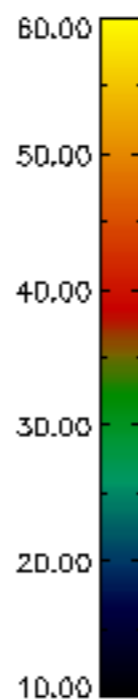
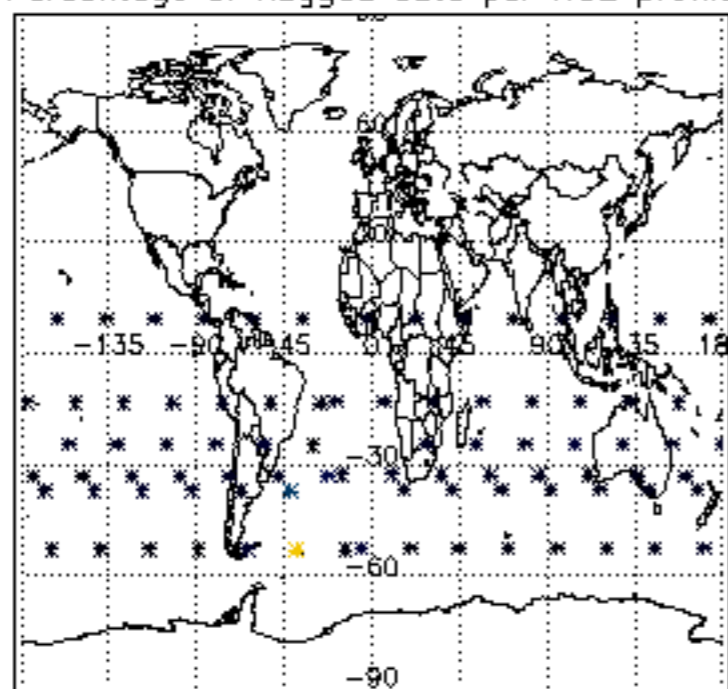
Percentage of flagged data per D3 profile



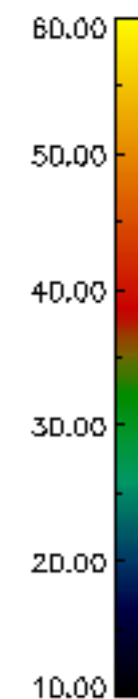
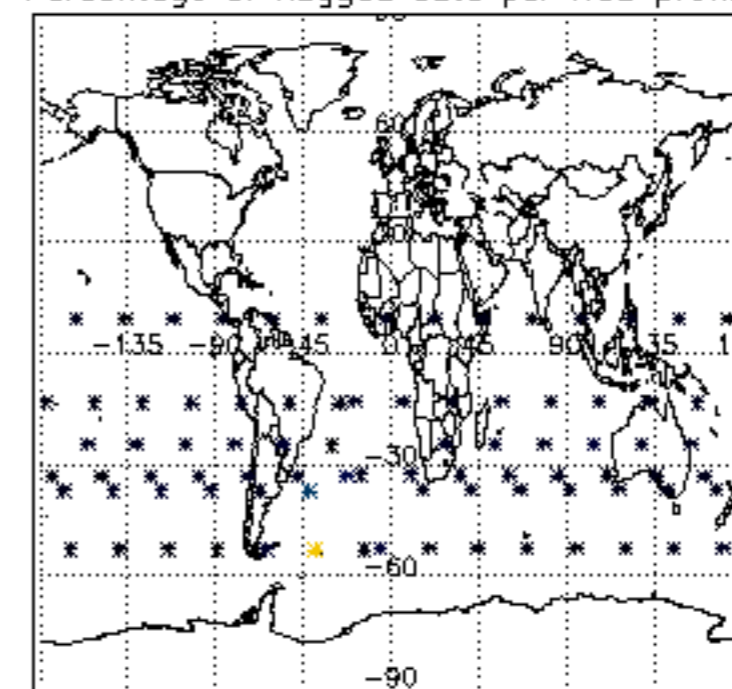
Percentage of flagged data per H2O profile

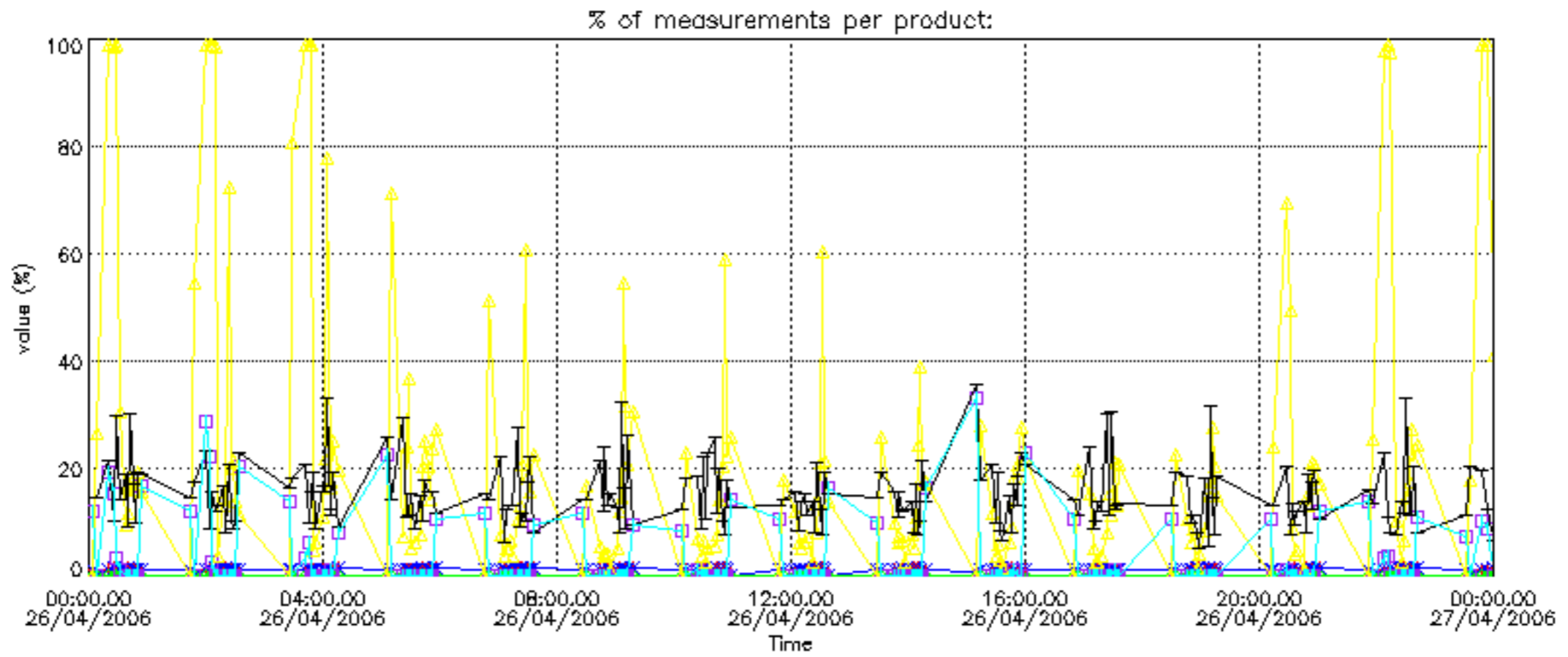


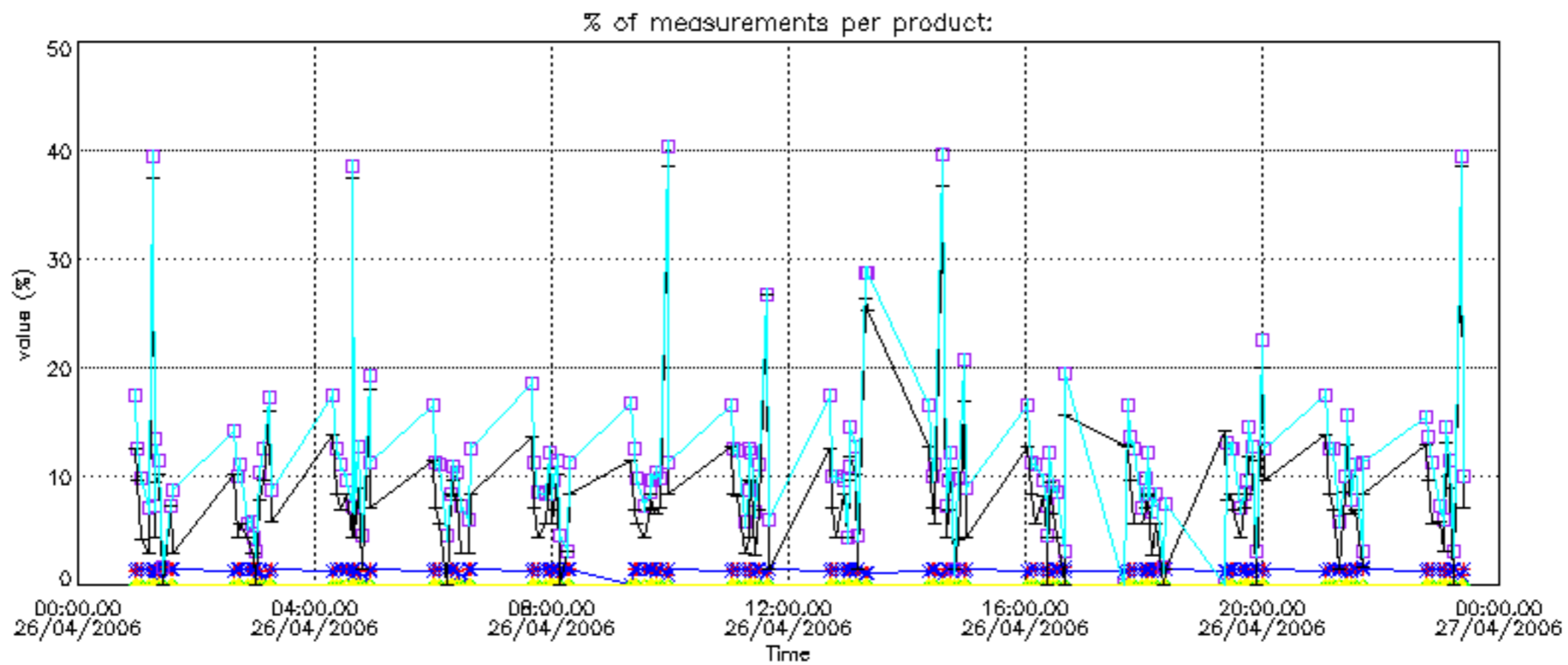
Percentage of flagged data per NO2 profile



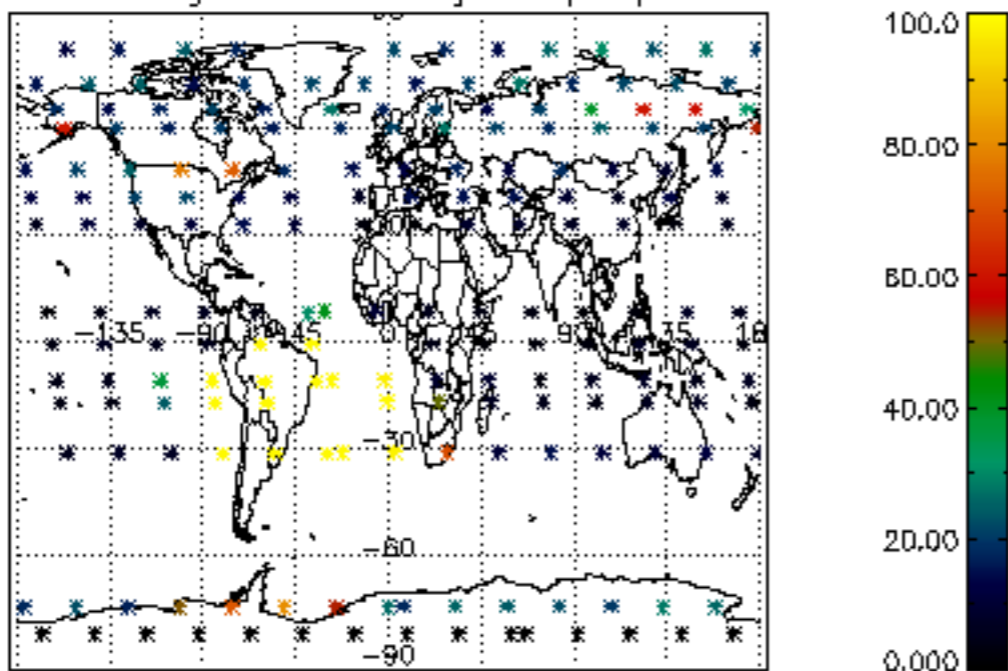
Percentage of flagged data per NO3 profile



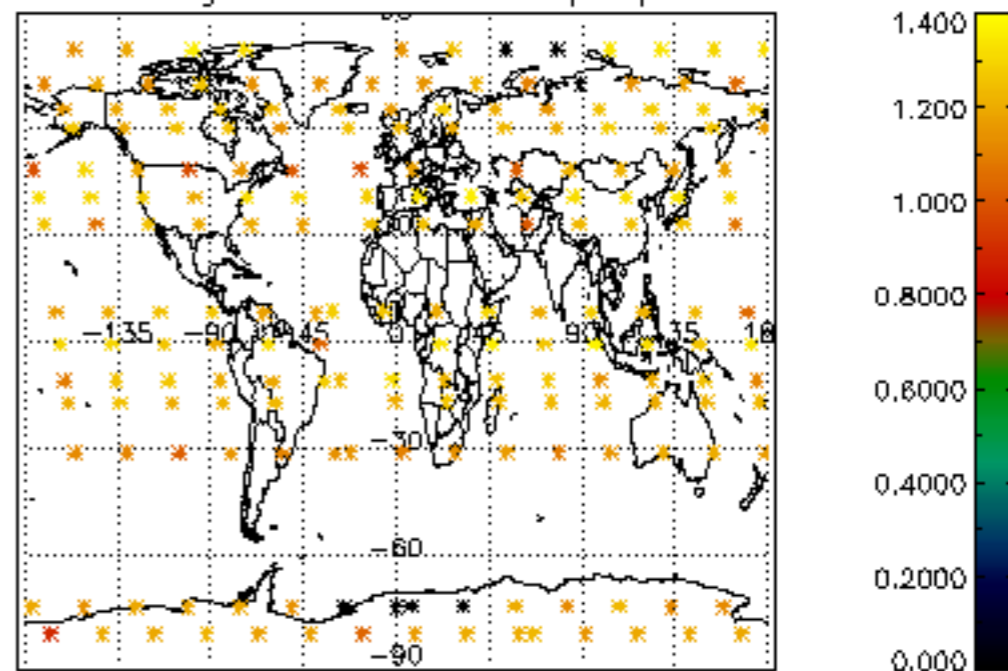




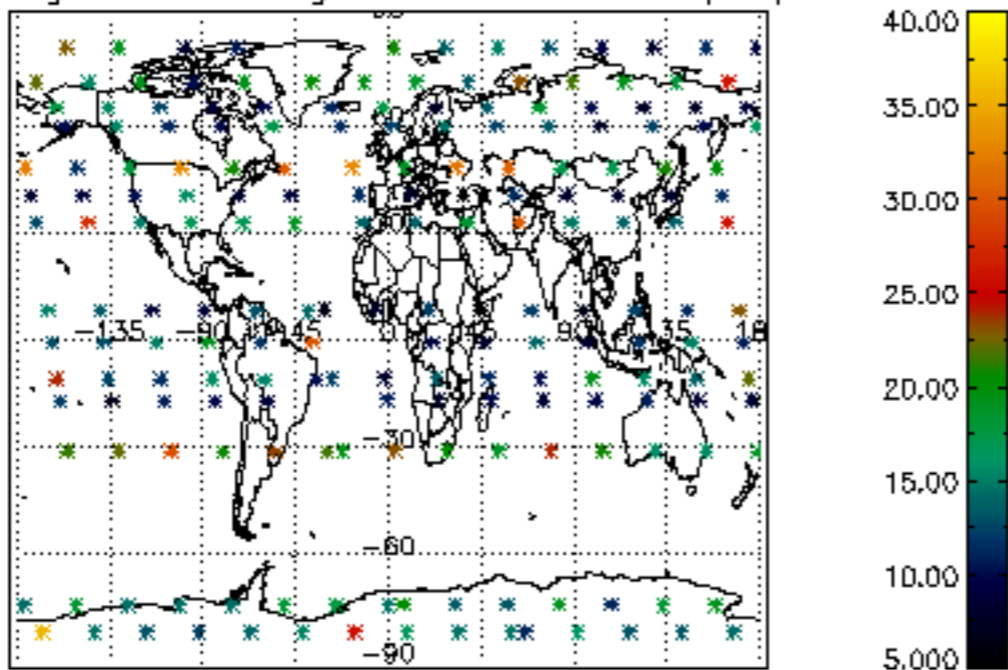
Percentage of cosmic ray hits per profile



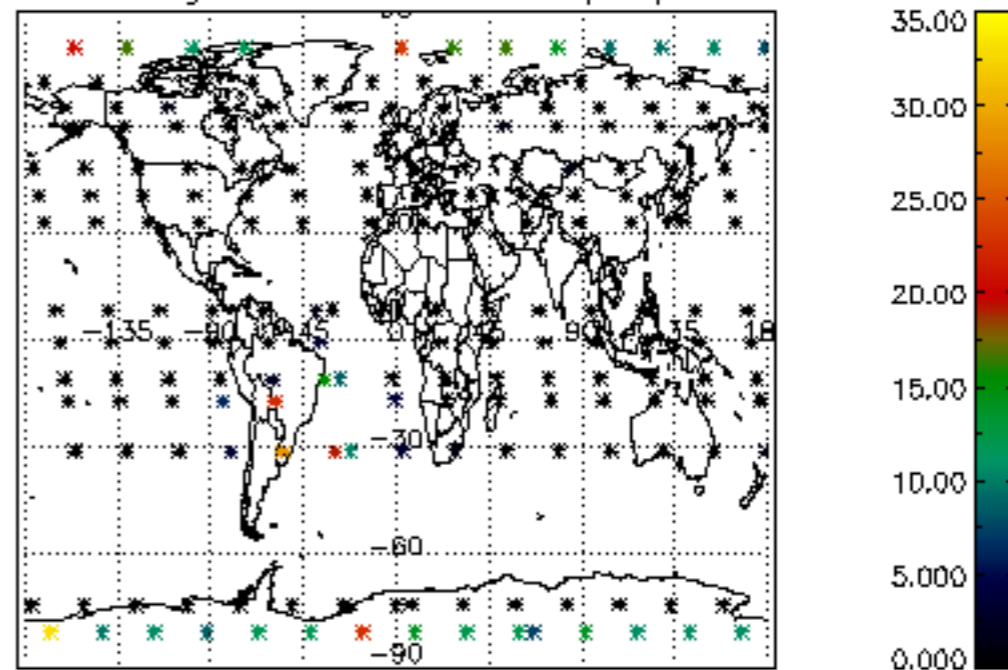
Percentage of datation errors per profile



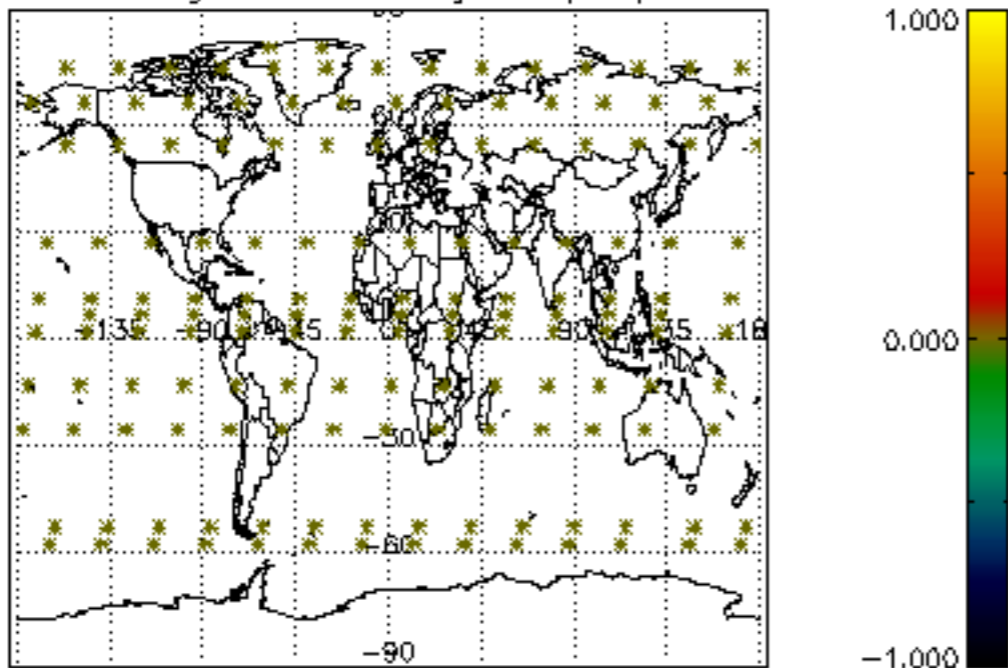
Percentage of star falling outside central band per profile



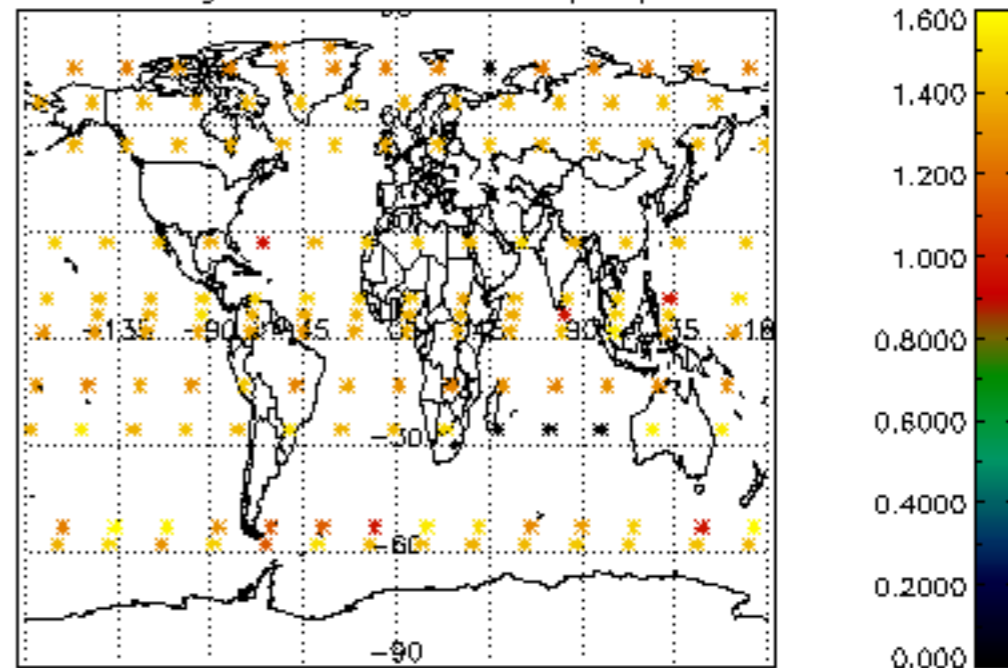
Percentage of saturation errors per profile



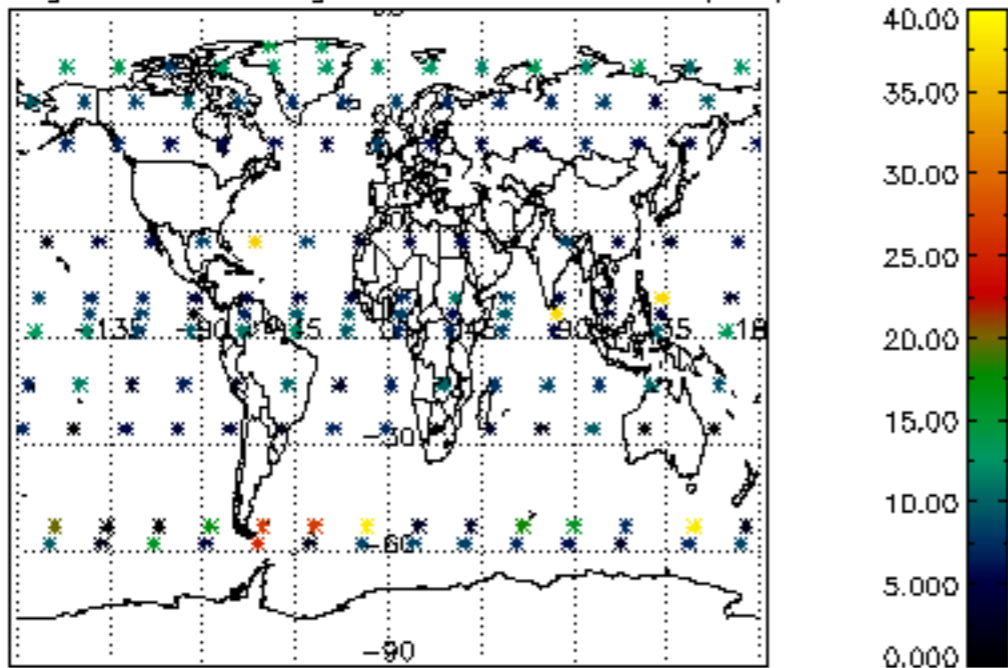
Percentage of cosmic ray hits per profile



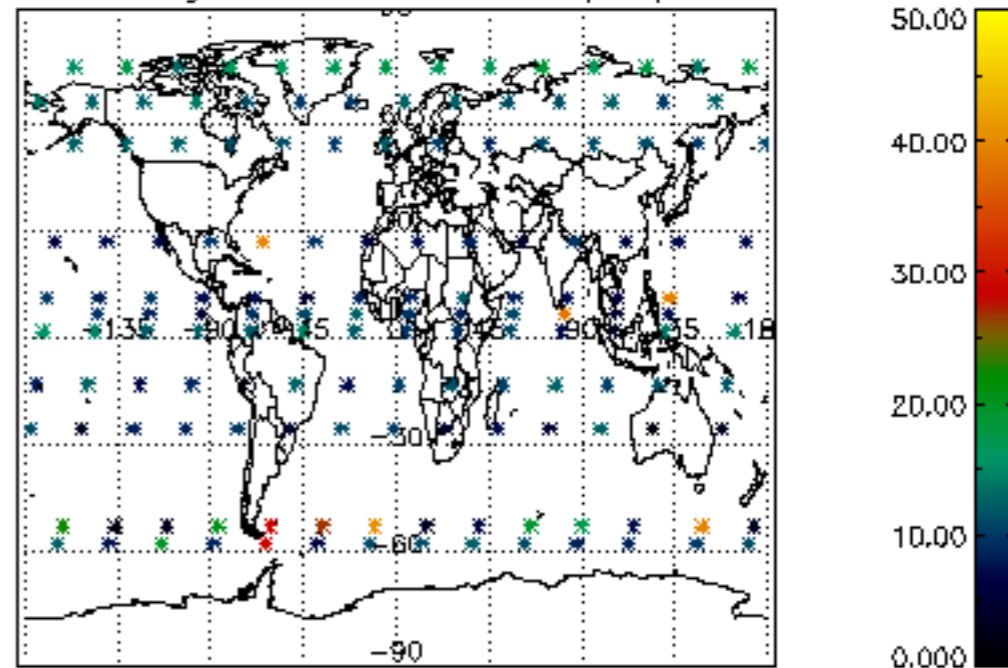
Percentage of datation errors per profile

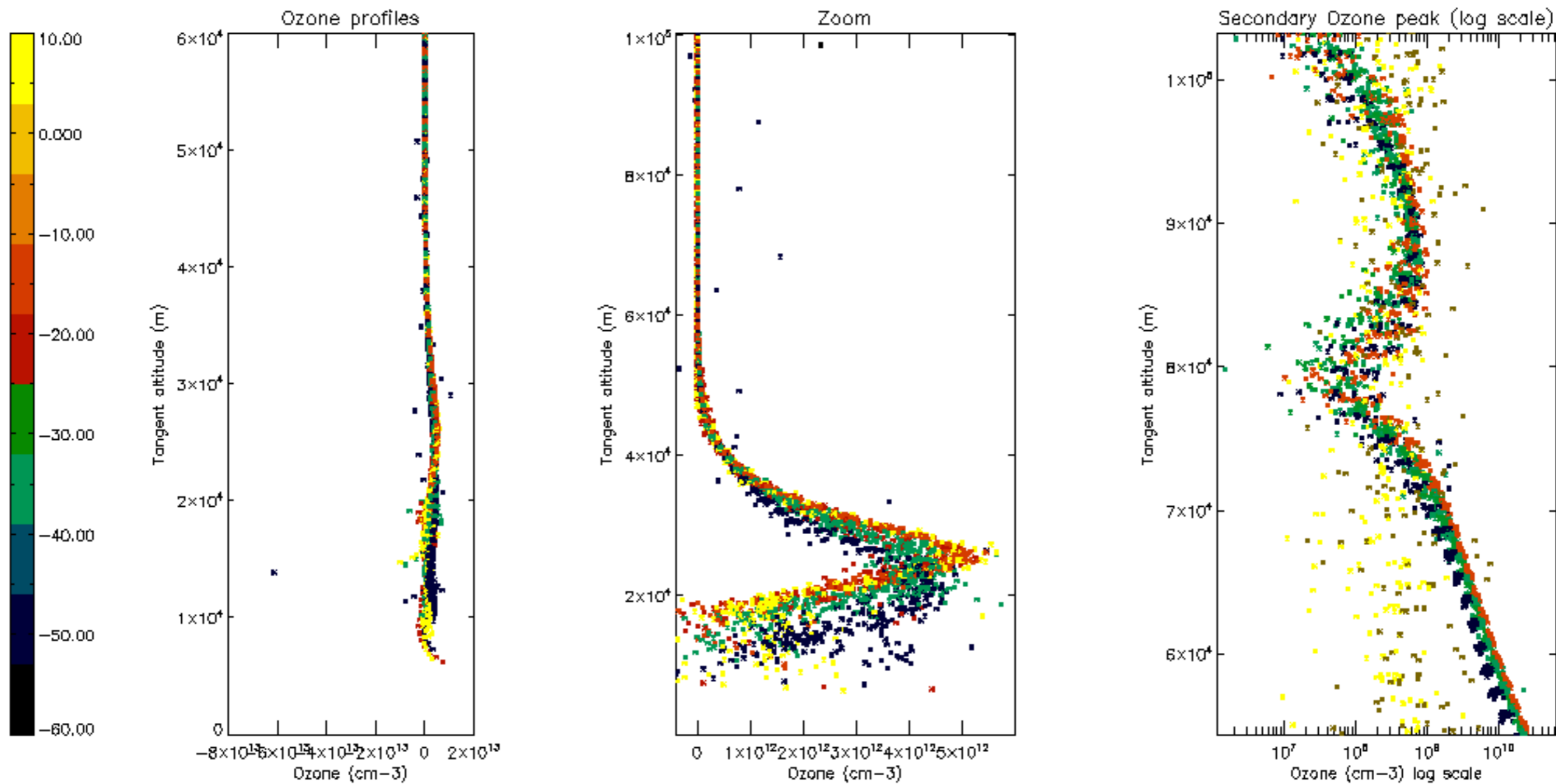


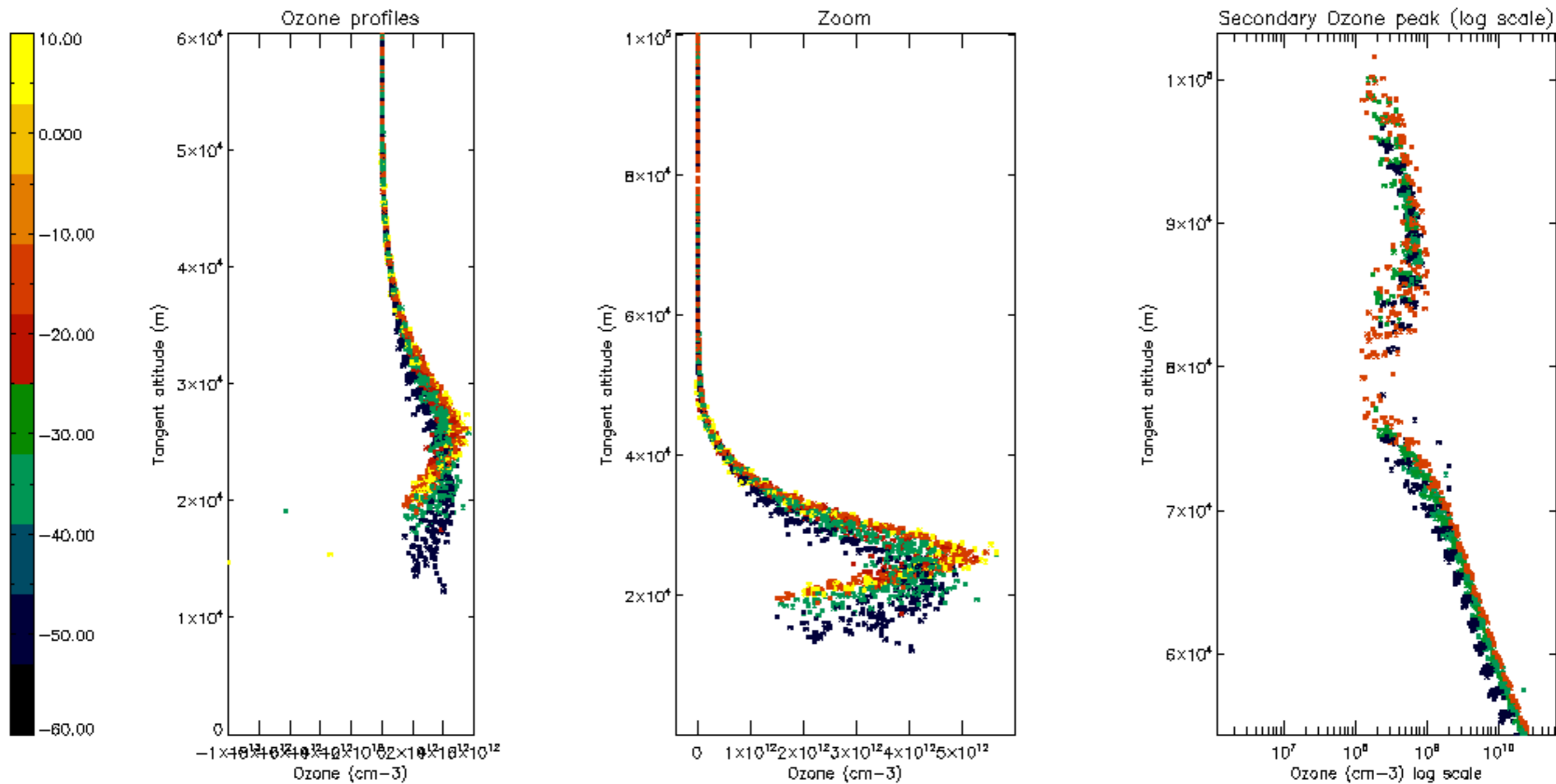
Percentage of star falling outside central band per profile

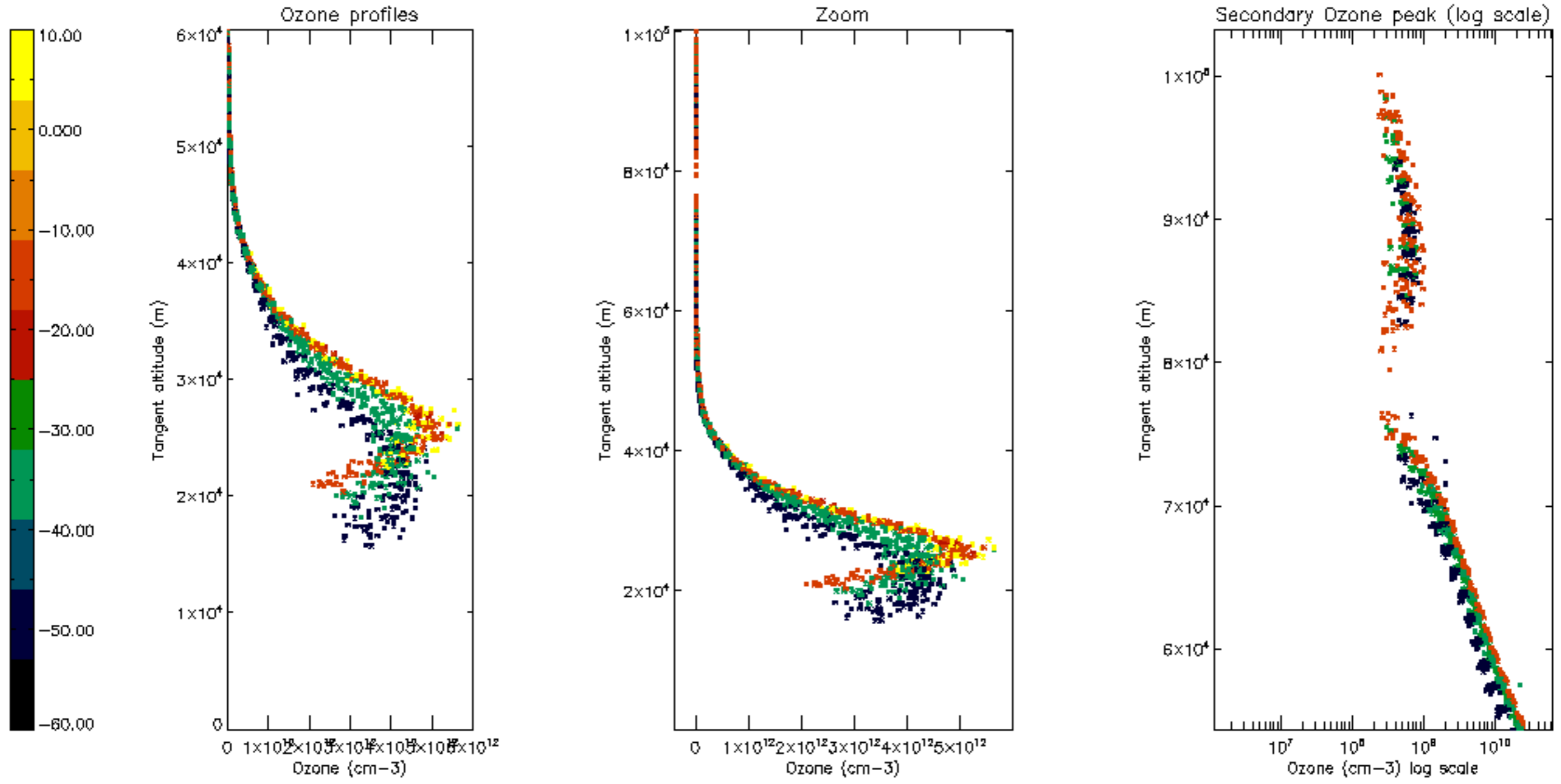


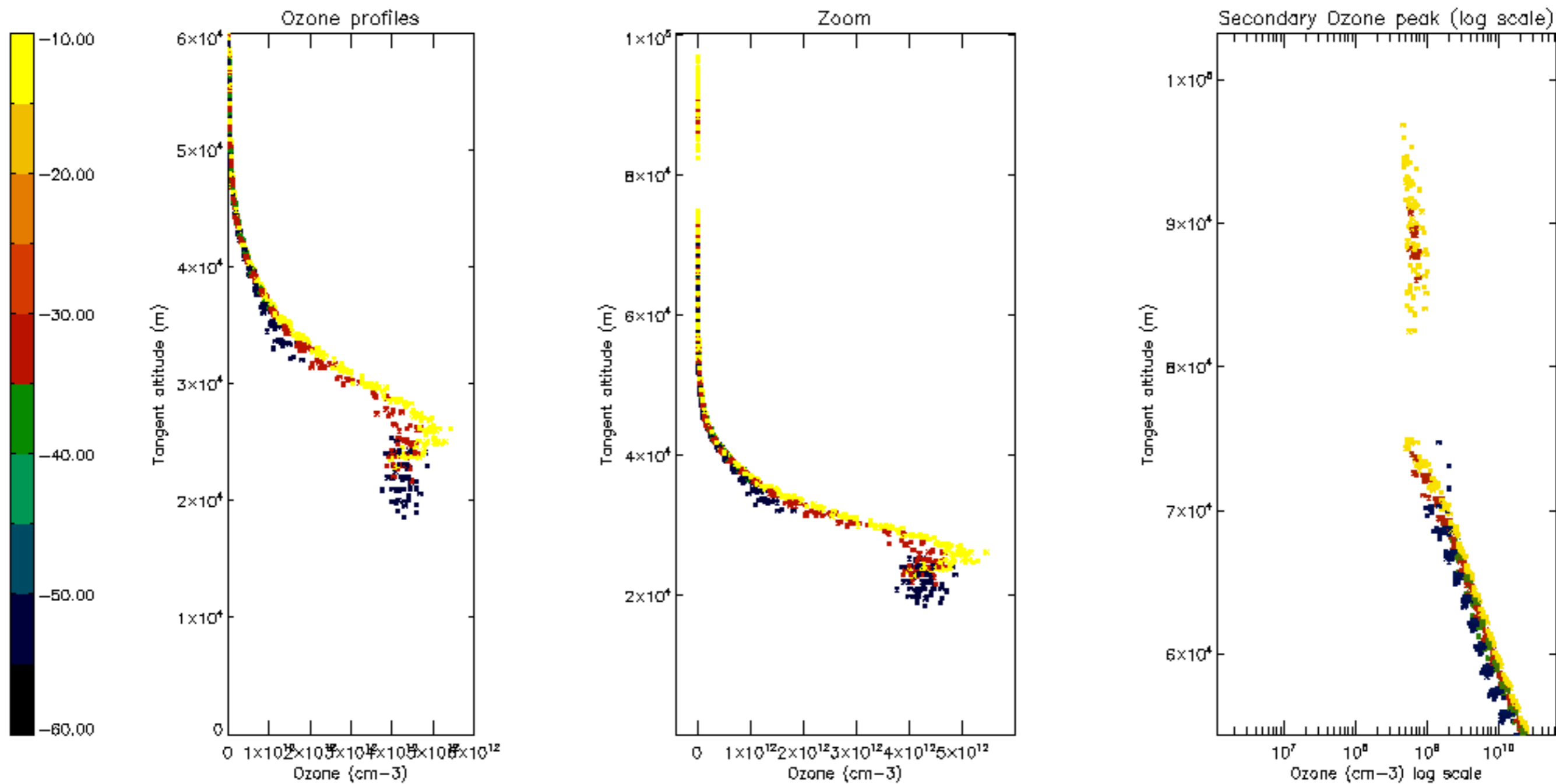
Percentage of saturation errors per profile

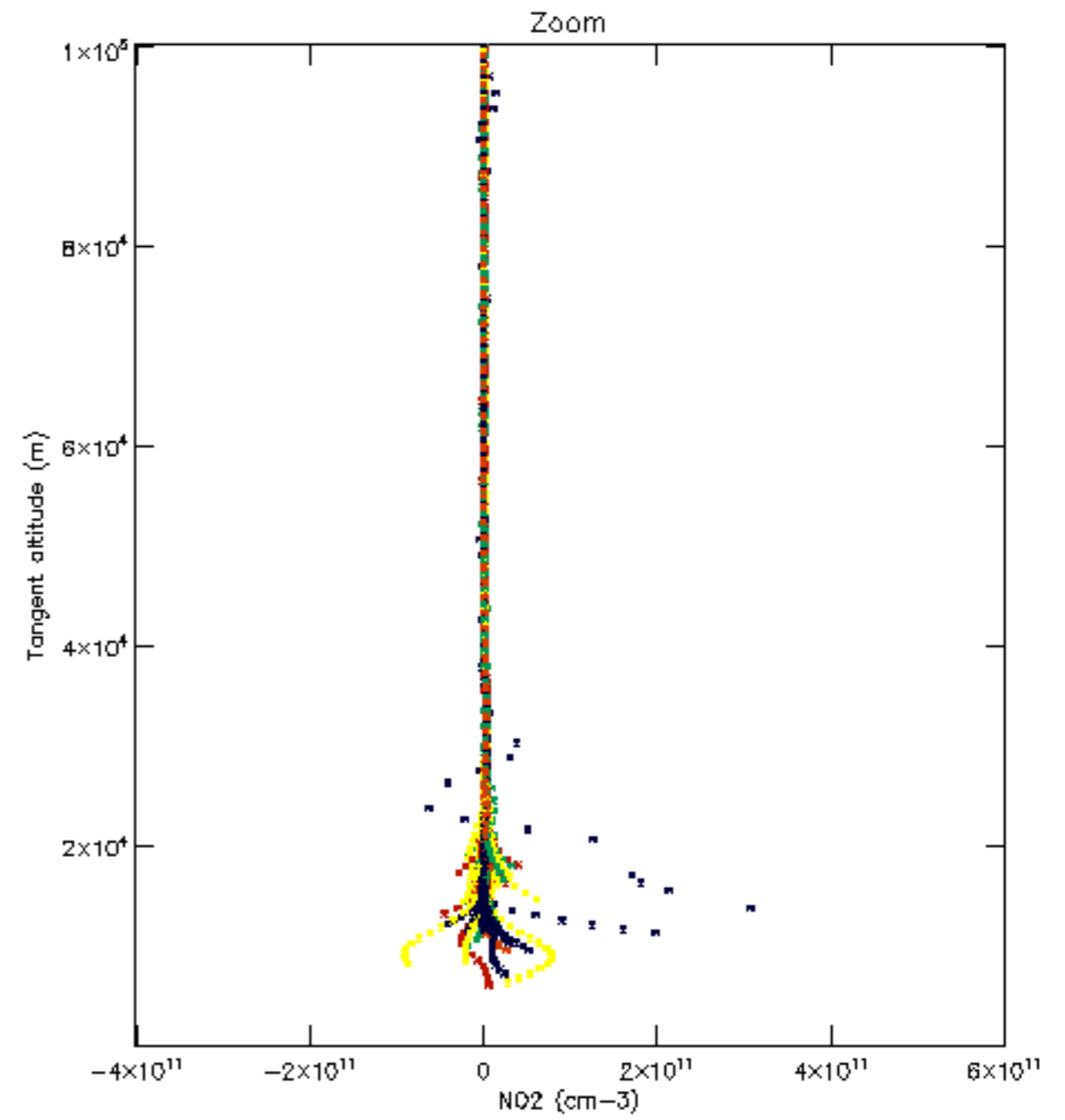
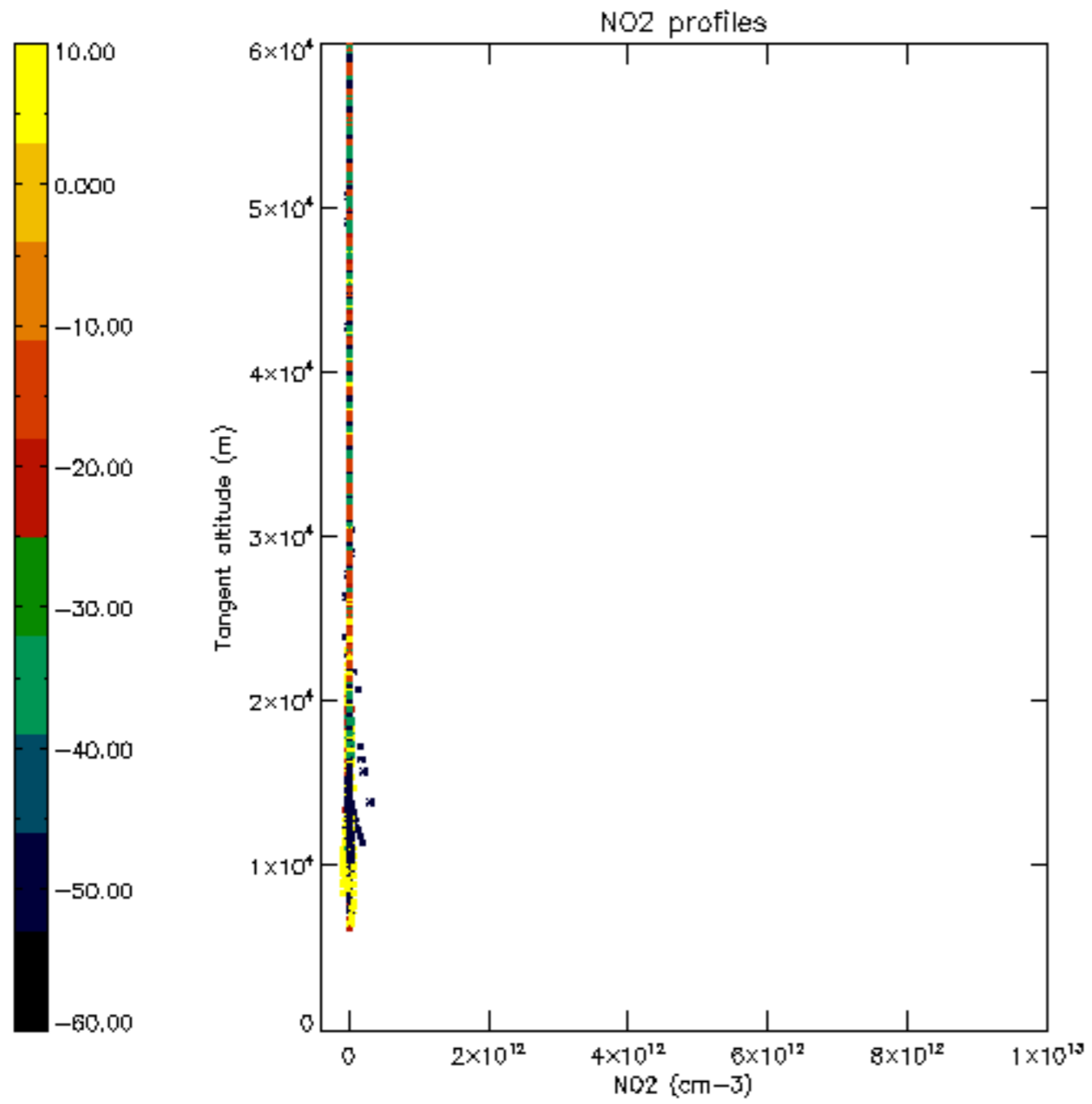


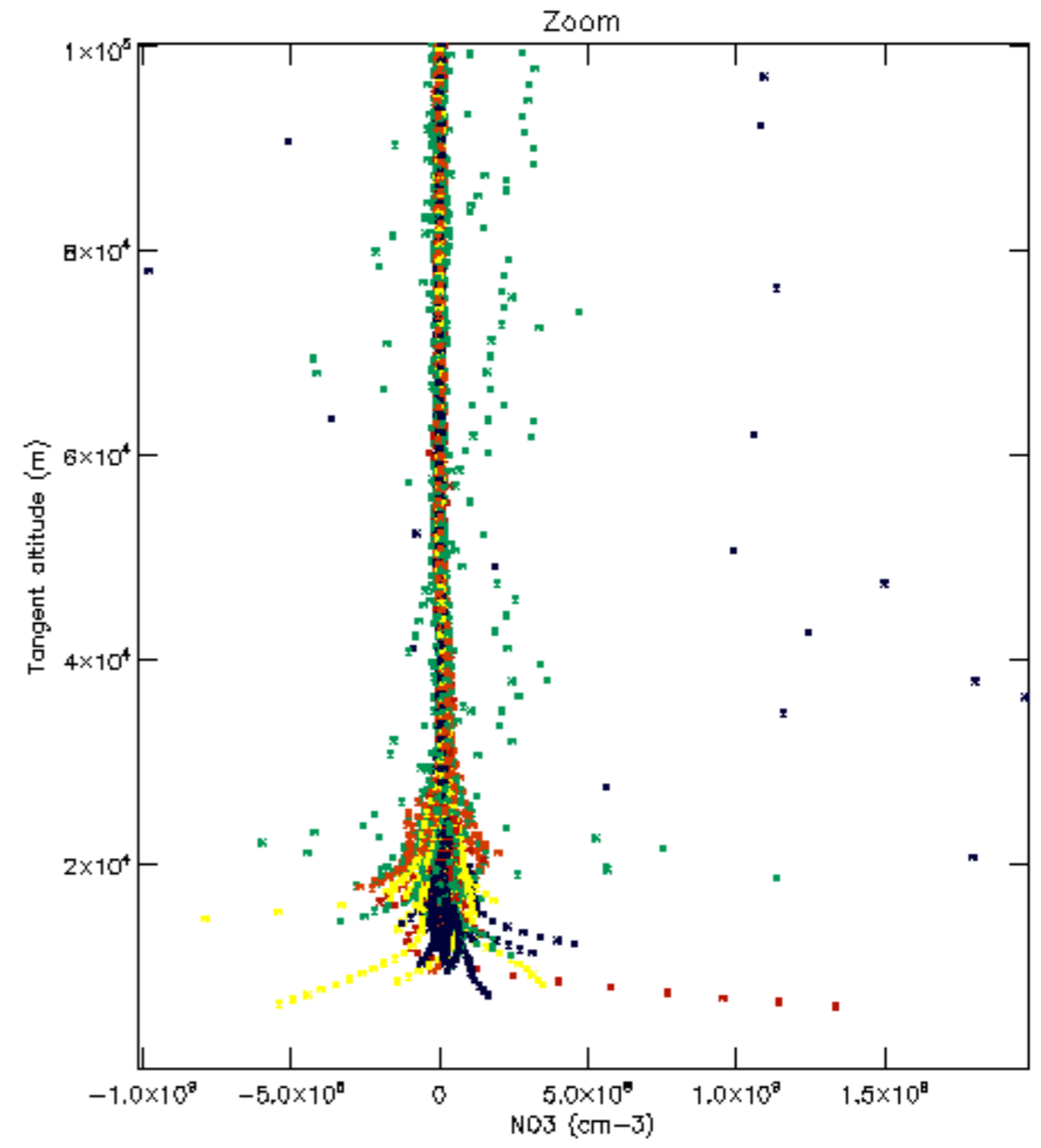
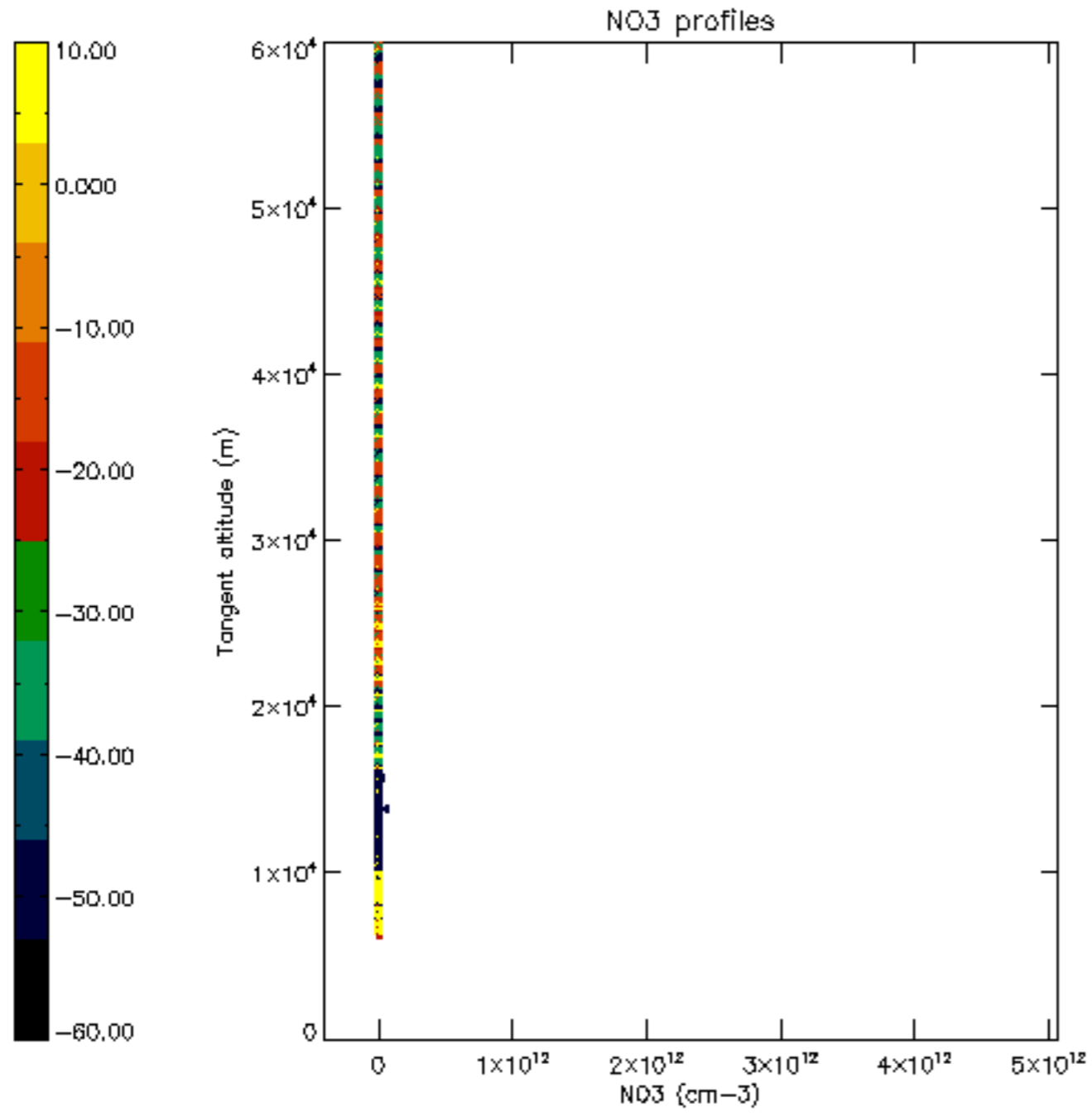


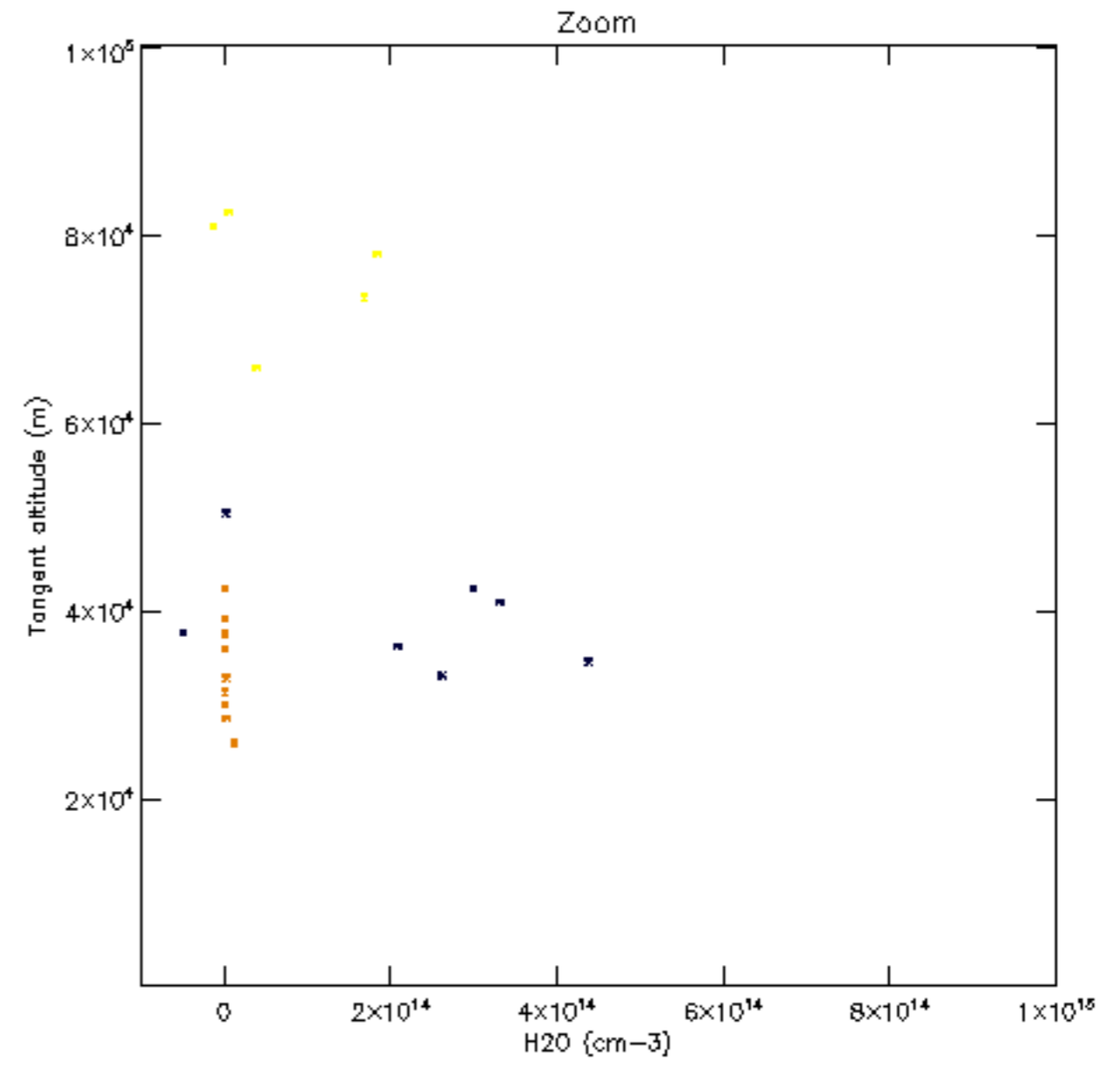
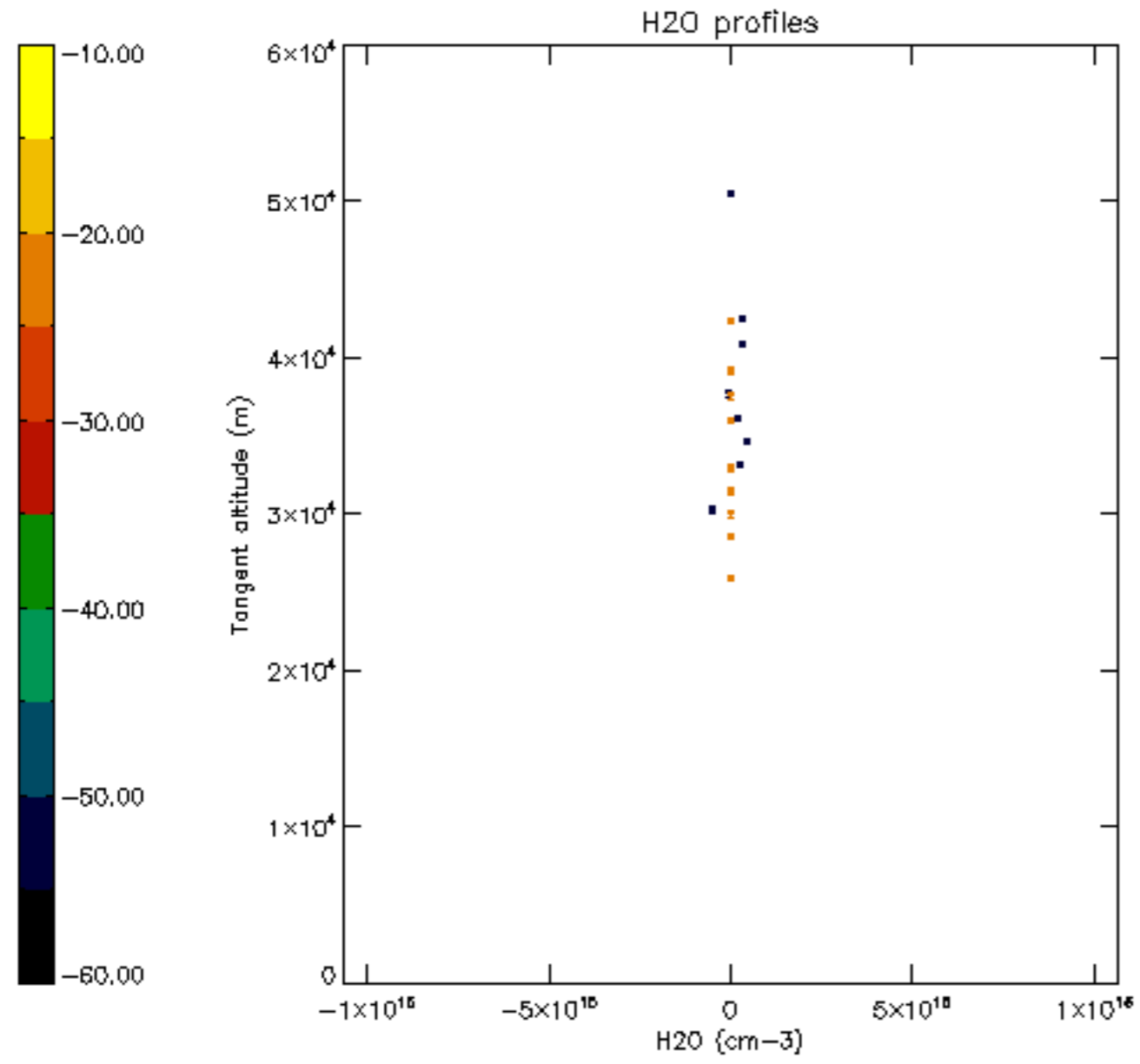


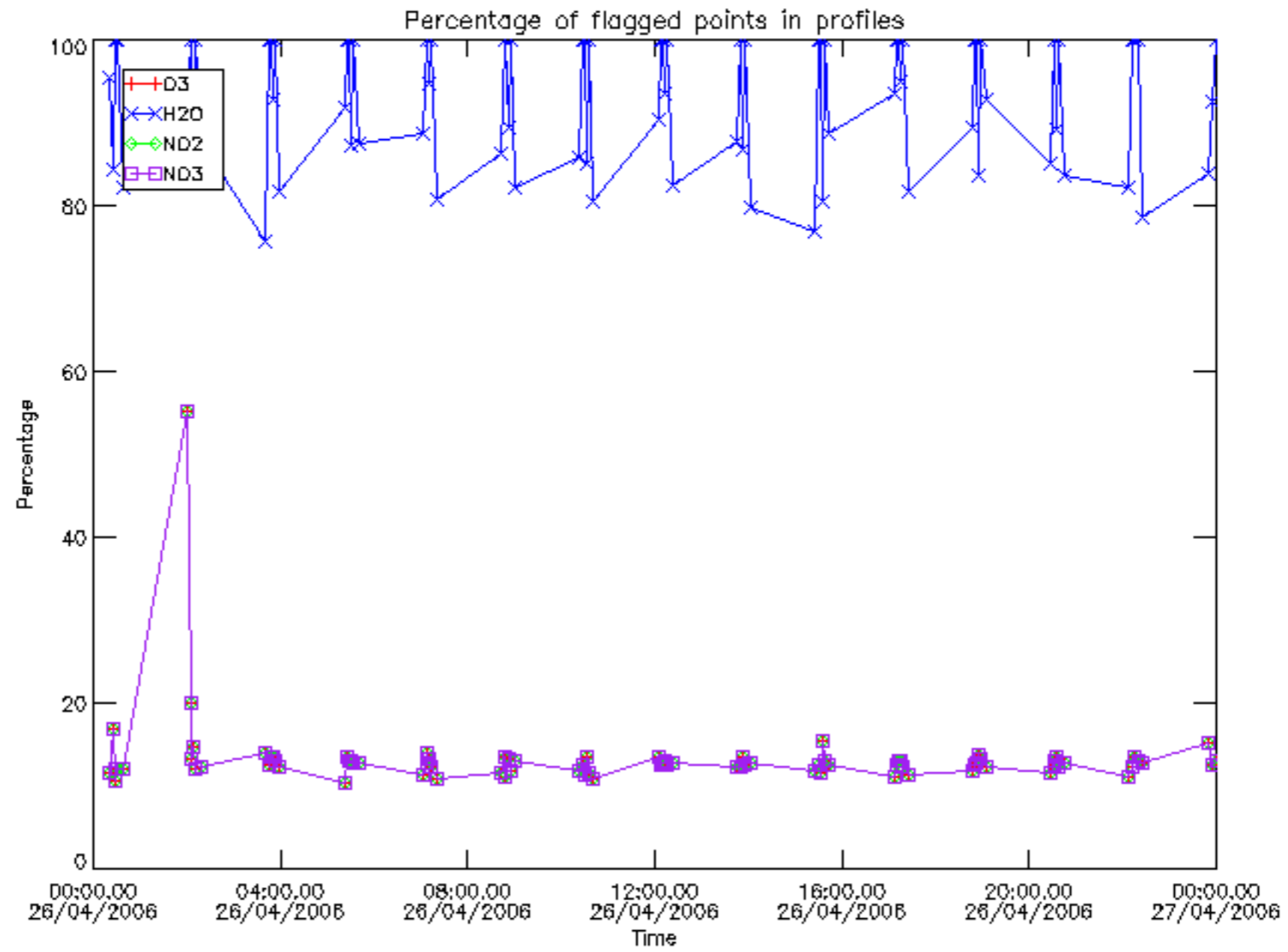




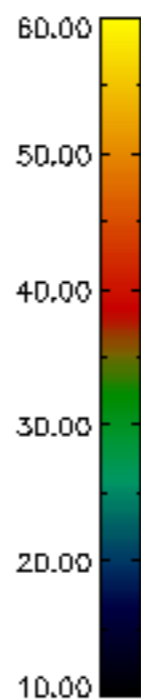
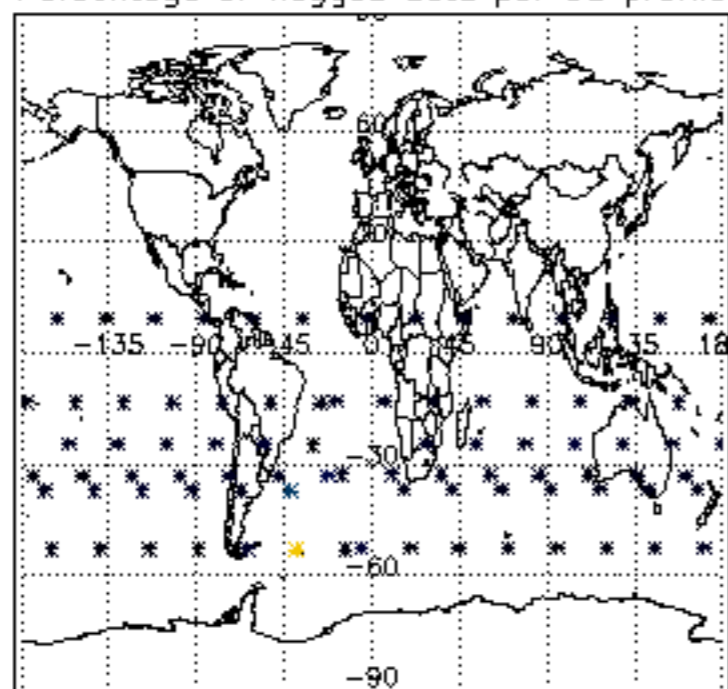




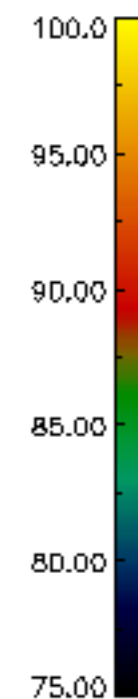
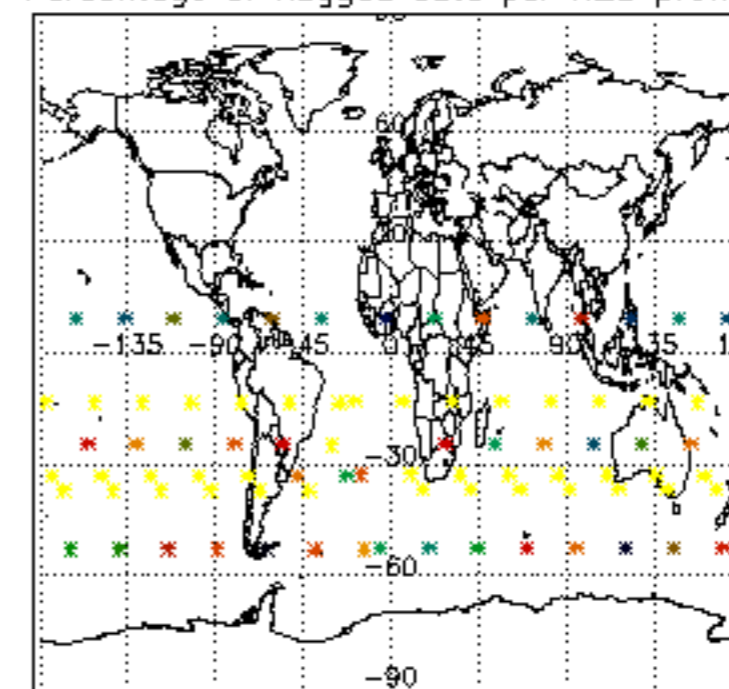




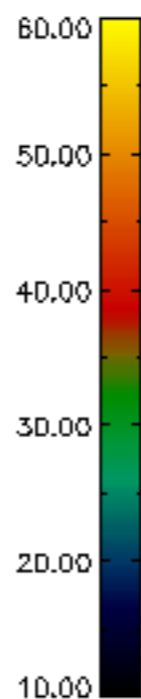
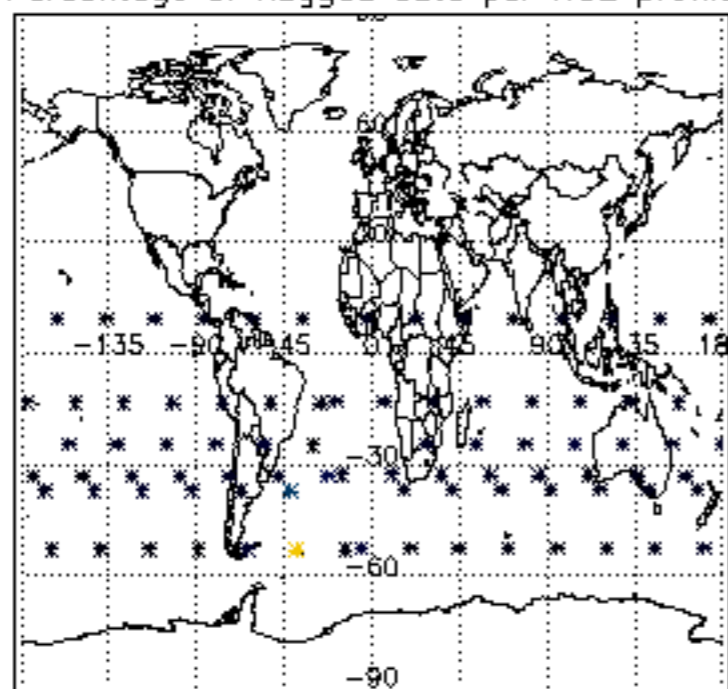
Percentage of flagged data per D3 profile



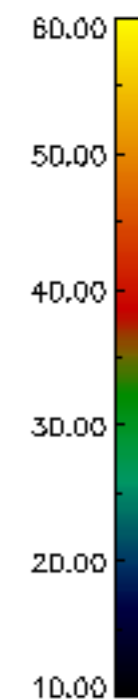
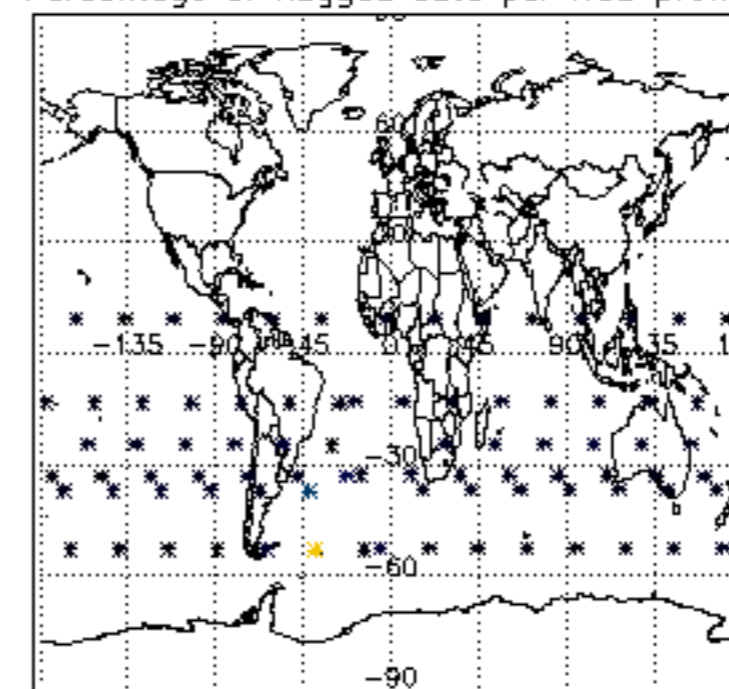
Percentage of flagged data per H2O profile

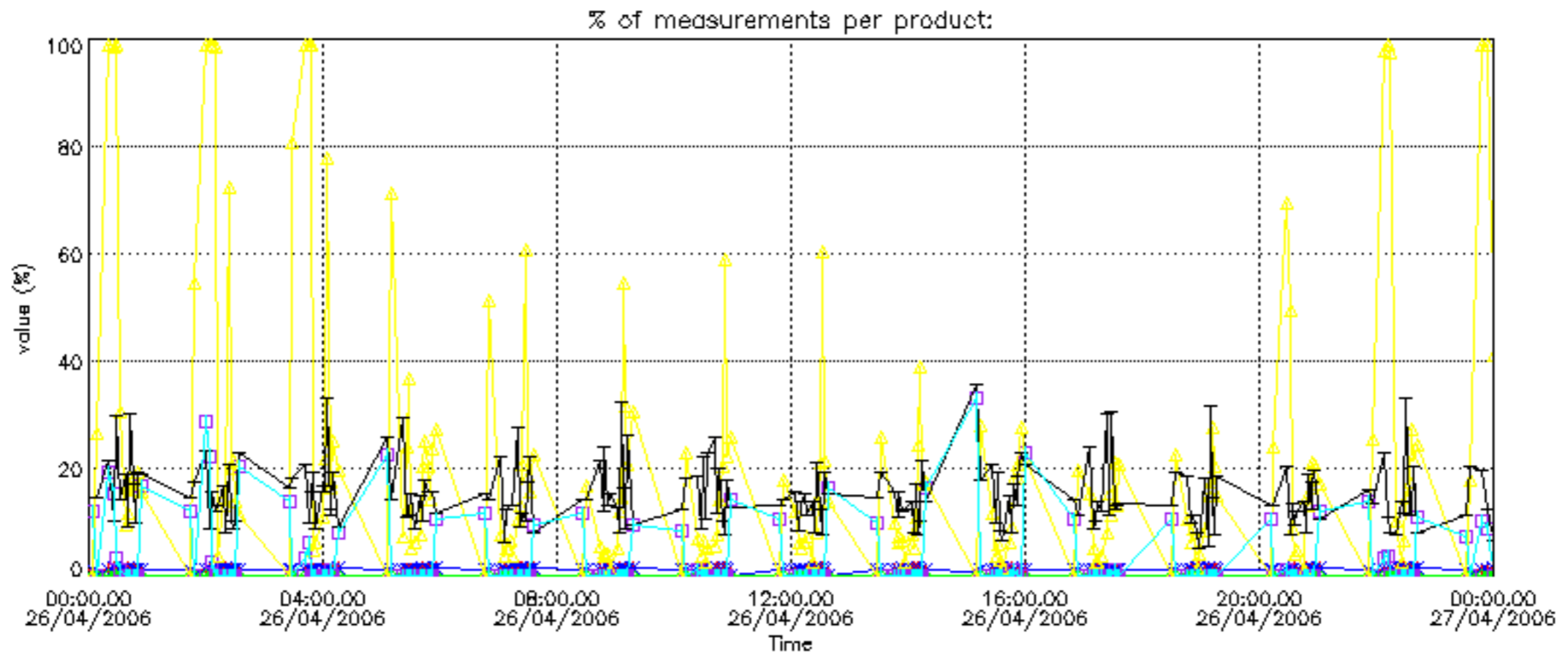


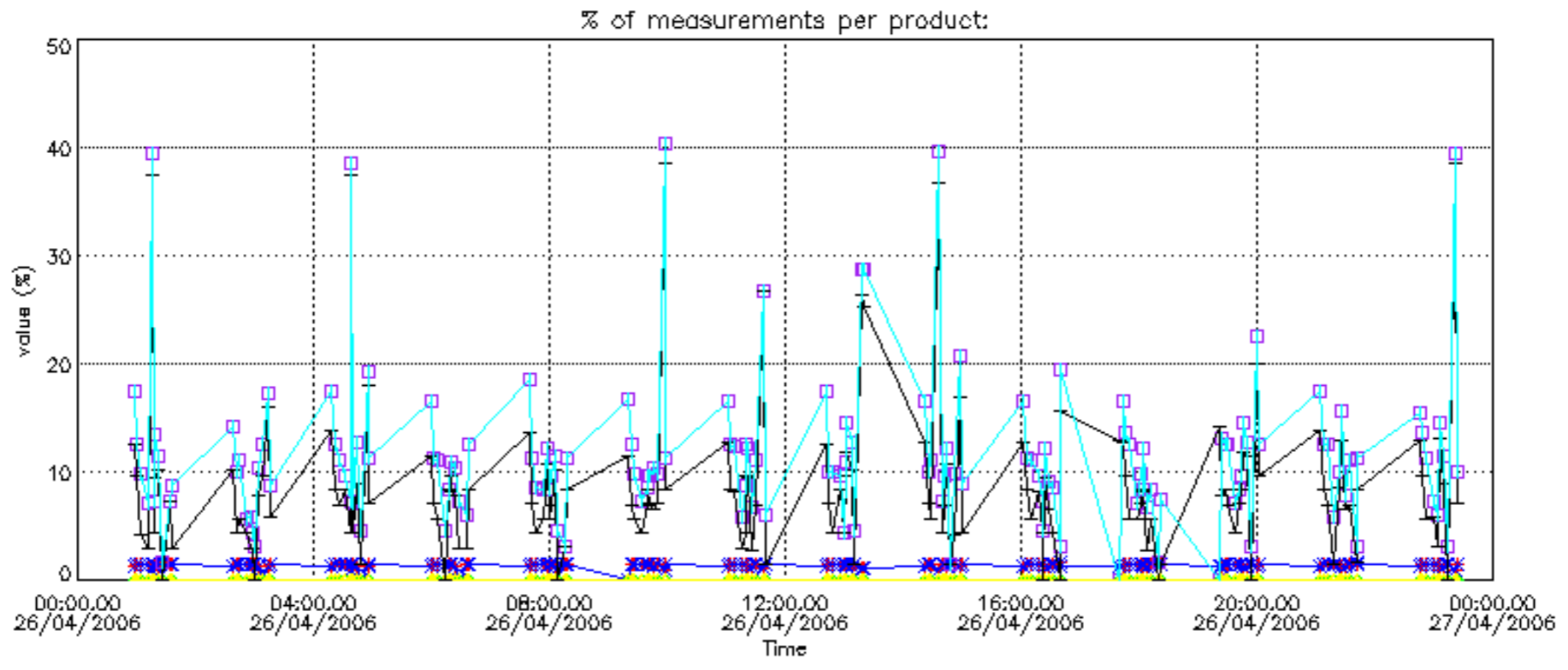
Percentage of flagged data per NO2 profile



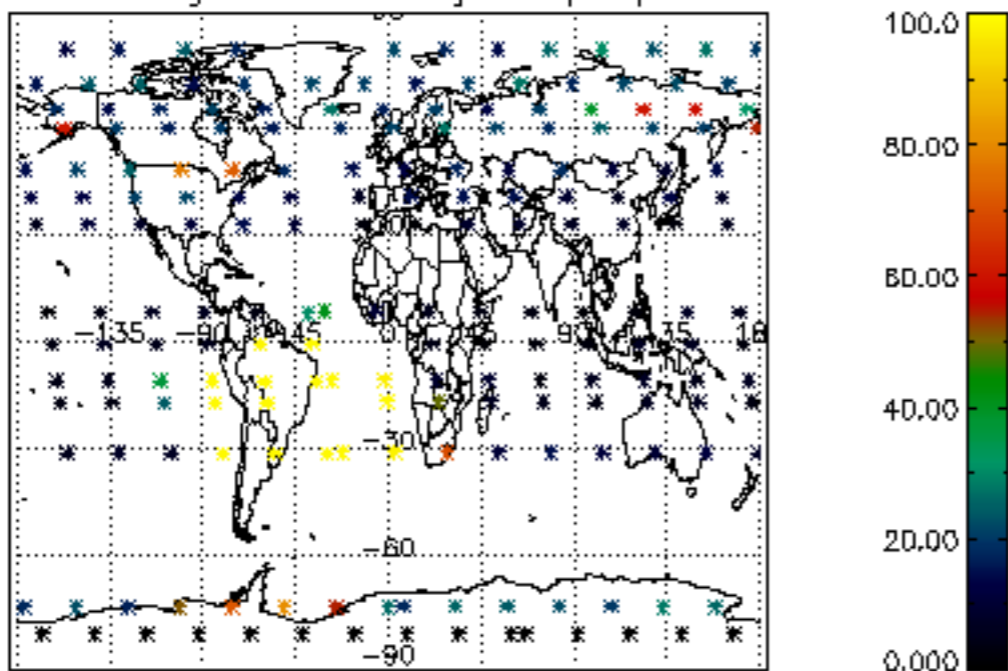
Percentage of flagged data per NO3 profile



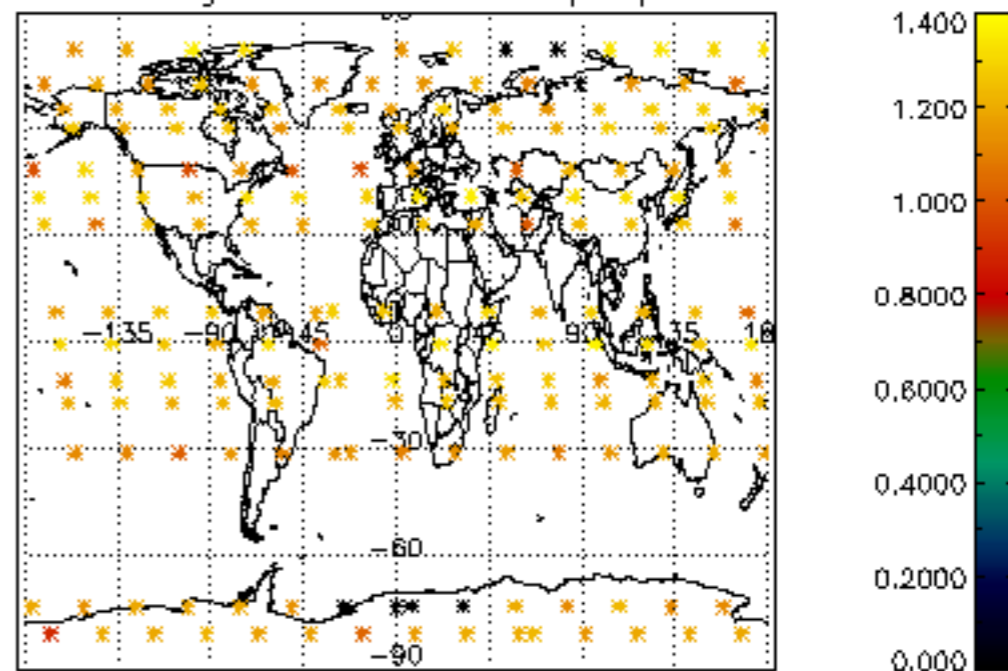




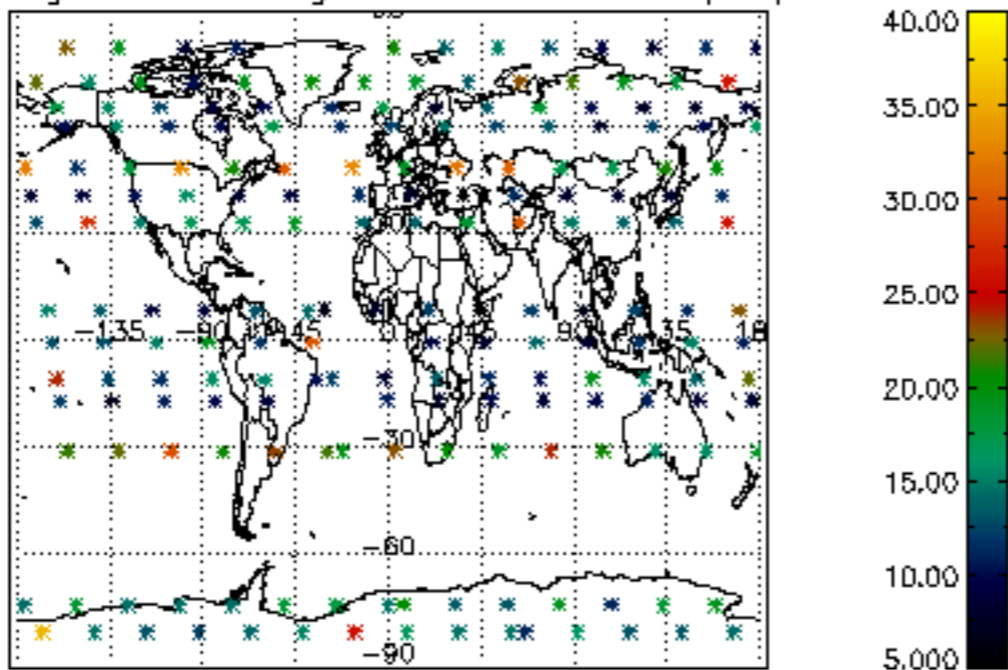
Percentage of cosmic ray hits per profile



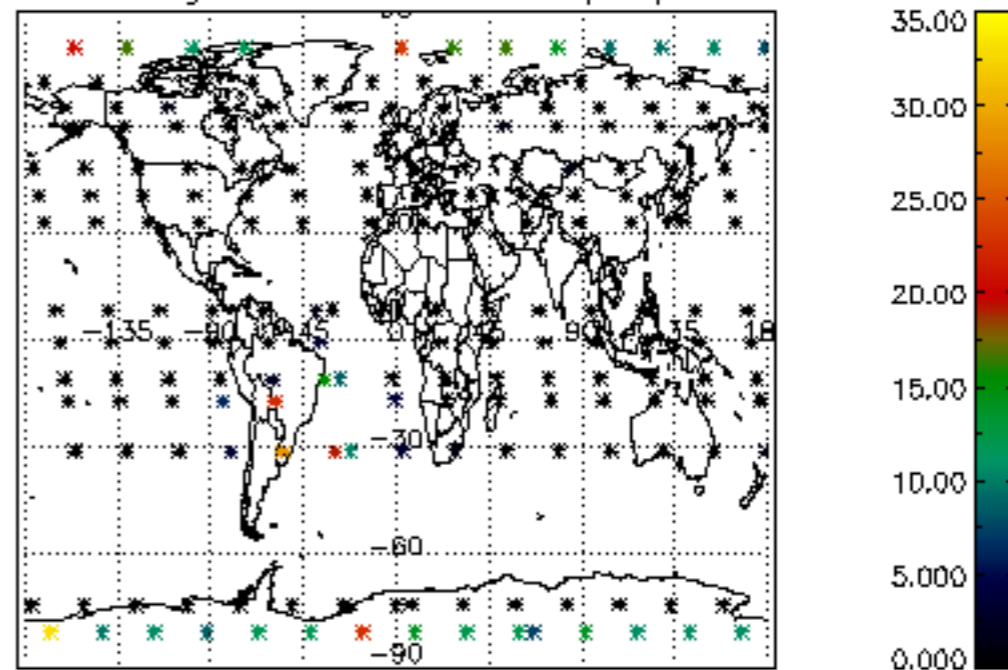
Percentage of datation errors per profile



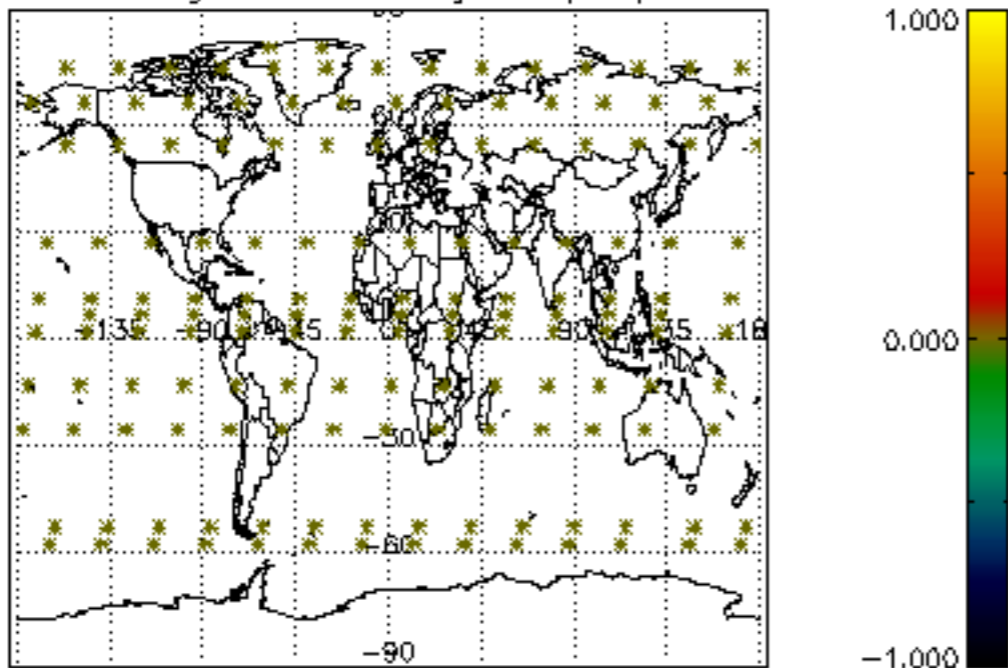
Percentage of star falling outside central band per profile



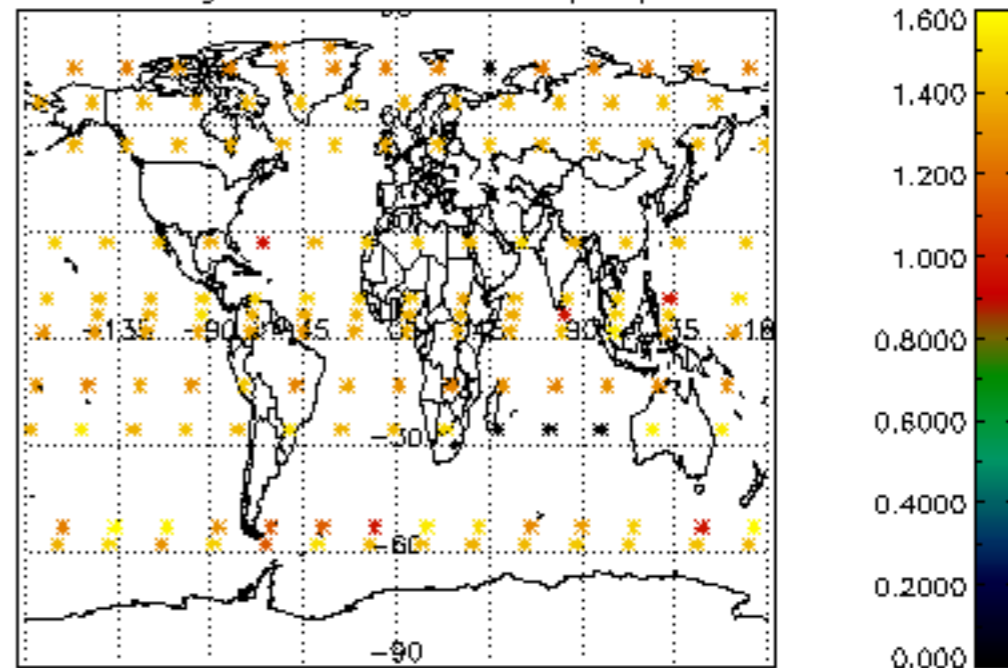
Percentage of saturation errors per profile



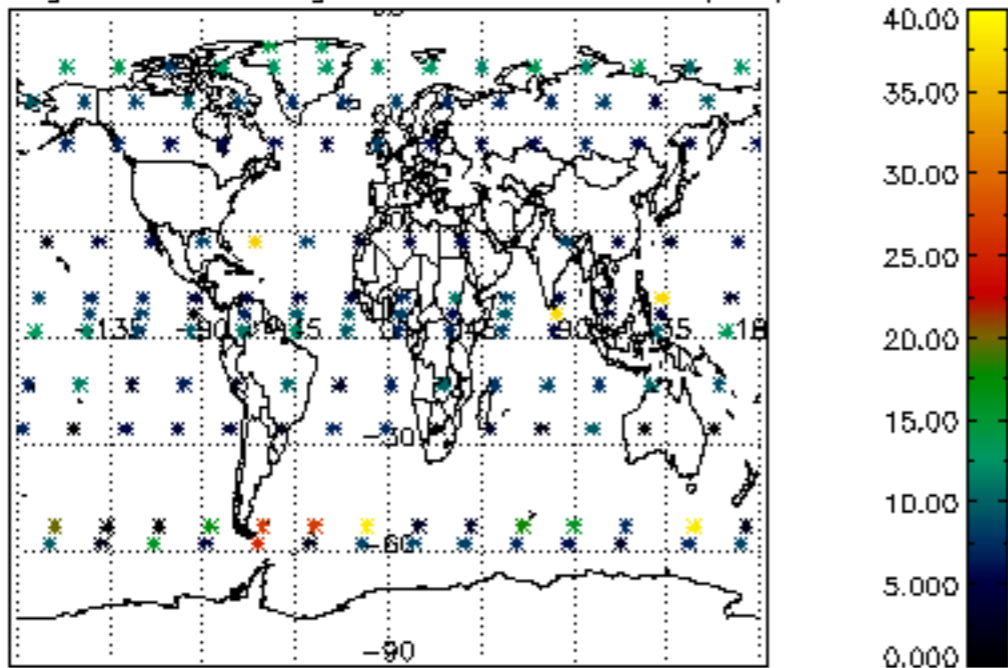
Percentage of cosmic ray hits per profile



Percentage of datation errors per profile



Percentage of star falling outside central band per profile



Percentage of saturation errors per profile

