

GOMOS Level 2 Daily Report

SUMMARY

[1. General Info](#)

[2. Summary of processed GOM_NL_2P products](#)

[3. Level 2 Quality information per product](#)

[3.1 Plot of level 2 quality information per product \(time dependant\)](#)

[3.2 Plot of level 2 quality information per product \(world map\)](#)

[4. Level 1 Quality information per product \(stored on level 2 products\)](#)

[4.1 Plot of level 1 quality information per product \(time dependant\)](#)

[4.1.1 Plot of level 1 quality information per product \(time dependant\): ASCENDING](#)

[4.1.2 Plot of level 1 quality information per product \(time dependant\): DESCENDING](#)

[4.2 Plot of level 1 quality information per product \(world map\)](#)

[4.2.1 Plot of level 1 quality information per product \(world map\): ASCENDING](#)

[4.2.2 Plot of level 1 quality information per product \(world map\): DESCENDING](#)

[5. Ozone profiles based on quality statistics and other trace gas profiles](#)

[5.1 Ozone statistics based on quality of products](#)

[5.2 Plot ozone profiles for all STD \(dark without errors\)](#)

[5.3 Plot ozone profiles where STD < 20% \(dark without errors\)](#)

[5.4. Plot ozone profiles where STD < 10% \(dark without errors\)](#)

[5.5. Plot ozone profiles where STD < 5% \(dark without errors\)](#)

[5.6 Plot NO2 profiles for all STD \(dark without errors\)](#)

[5.7 Plot NO3 profiles for all STD \(dark without errors\)](#)

[5.8 Plot H2O profiles \(only for occultations of stars 1,2,3,4,13,14,16,26,63 dark without errors\) for all STD](#)

[6. Auxiliary Data Files used for the production reported in section 2](#)

This report presents the daily analysis on parameters extracted from GOMOS level 2 data (GOM_NL__2P). It is intended to monitor some important parameters that will impact the quality of these products. A list of level 2 products (and content) that have arrived during the reporting day to the PCF is also given.

Item	Value
Time of report generation	23APR2013 19:17:10
Data source version	GOMOS/6.01
Start time of products	25-04-2006 (25APR2006 00:00:00)
Stop time of products	26-04-2006 (26APR2006 00:00:00)
Store outputs in DB	Yes
Nb of level 2 prods	345
Nb of prods with errors	0

2. Summary of processed GOM_NL__2P products.

Nr	Filename	UTC Start time	Limb	Duration	Star Id	Star Name	Star Mag	Star Temp	Nb Meas	Orbit	Prod. error
1	GOM_NL__2PRFIN20060425_000247_000000352047_00102_21699_9327.N1	25-APR-2006 00:02:47	Bright	34.500	152	12Alp2CVn	2.8900	11000.	69	21699	No
2	GOM_NL__2PRFIN20060425_000705_000000352047_00102_21699_9328.N1	25-APR-2006 00:07:05	Bright	35.000	87	64Gam UMa	2.4330	11000.	70	21699	No
3	GOM_NL__2PRFIN20060425_000940_000000372047_00102_21699_9329.N1	25-APR-2006 00:09:40	Bright	37.000	36	50Alp UMa	1.8000	6300.0	74	21699	No
4	GOM_NL__2PRFIN20060425_001401_000000402047_00102_21699_9330.N1	25-APR-2006 00:14:01	Bright	40.000	60	7Bet UMi	2.0810	3950.0	80	21699	No
5	GOM_NL__2PRFIN20060425_001726_000000352047_00102_21699_9331.N1	25-APR-2006 00:17:26	Bright	35.000	49	1Alp UMi	1.9900	6300.0	70	21699	No
6	GOM_NL__2PRFIN20060425_002505_000000342047_00102_21699_9332.N1	25-APR-2006 00:25:05	Bright	33.500	110	37Del Cas	2.6780	8900.0	67	21699	No
7	GOM_NL__2PRFIN20060425_002632_000000342047_00102_21699_9333.N1	25-APR-2006 00:26:32	Bright	33.500	68	18Alp Cas	2.2250	4500.0	67	21699	No
8	GOM_NL__2PRFIN20060425_003524_000000402047_00102_21699_9334.N1	25-APR-2006 00:35:24	Bright	39.500	93	53Bet Peg	2.5200	3100.0	79	21699	No
9	GOM_NL__2PRFIN20060425_003911_000000412047_00102_21699_9335.N1	25-APR-2006 00:39:11	Twilight	41.000	90	54Alp Peg	2.4870	11000.	82	21699	No
10	GOM_NL__2PRFIN20060425_005146_000000432047_00102_21699_9336.N1	25-APR-2006 00:51:46	Dark	42.500	18	24Alp PsA	1.1660	9700.0	85	21699	No
11	GOM_NL__2PRFIN20060425_005725_000000402047_00102_21699_9337.N1	25-APR-2006 00:57:25	Dark	39.500	31	Alp Gru	1.7340	15200.	79	21699	No
12	GOM_NL__2PRFIN20060425_010019_000000462047_00102_21699_9338.N1	25-APR-2006 01:00:19	Dark	46.000	148	Alp Tuc	2.8780	4100.0	92	21699	No
13	GOM_NL__2PRFIN20060425_010244_000000392047_00103_21700_9316.N1	25-APR-2006 01:02:44	Dark	39.000	45	Alp Pav	1.9400	26000.	78	21700	No
14	GOM_NL__2PRFIN20060425_010943_000000392047_00103_21700_9317.N1	25-APR-2006 01:09:43	Dark	39.000	43	Alp TrA	1.9100	4250.0	78	21700	No
15	GOM_NL__2PRFIN20060425_011153_000000392047_00103_21700_9318.N1	25-APR-2006 01:11:53	Straylight	39.000	134	Bet TrA	2.8100	6600.0	78	21700	No
16	GOM_NL__2PRFIN20060425_011405_000000442047_00103_21700_9319.N1	25-APR-2006 01:14:05	Straylight	43.500	4	Alp1Cen	-0.010000	5800.0	87	21700	No
17	GOM_NL__2PRFIN20060425_011725_000000452047_00103_21700_9320.N1	25-APR-2006 01:17:25	Straylight	44.500	78	Alp Lup	2.3040	28000.	89	21700	No
18	GOM_NL__2PRFIN20060425_011859_000000422047_00103_21700_9321.N1	25-APR-2006 01:18:59	Straylight	41.500	81	Eta Cen	2.3560	28000.	83	21700	No
19	GOM_NL__2PRFIN20060425_012111_000000482047_00103_21700_9322.N1	25-APR-2006 01:21:11	Straylight	47.500	54	5The Cen	2.0550	4500.0	95	21700	No
20	GOM_NL__2PRFIN20060425_012535_000000422047_00103_21700_9323.N1	25-APR-2006 01:25:35	Twilight	41.500	169	46Gam Hya	2.9910	4700.0	83	21700	No
21	GOM_NL__2PRFIN20060425_012900_000000412047_00103_21700_9324.N1	25-APR-2006 01:29:00	Bright	40.500	15	67Alp Vir	0.97600	28000.	81	21700	No
22	GOM_NL__2PRFIN20060425_013203_000000362047_00103_21700_9325.N1	25-APR-2006 01:32:03	Bright	36.000	121	29Gam Vir	2.7400	7200.0	72	21700	No
23	GOM_NL__2PRFIN20060425_013531_000000362047_00103_21700_9326.N1	25-APR-2006 01:35:31	Bright	36.000	138	47Eps Vir	2.8280	4700.0	72	21700	No
24	GOM_NL__2PRFIN20060425_014323_000000362047_00103_21700_9327.N1	25-APR-2006 01:43:23	Bright	35.500	152	12Alp2CVn	2.8900	11000.	71	21700	No
25	GOM_NL__2PRFIN20060425_014741_000000352047_00103_21700_9328.N1	25-APR-2006 01:47:41	Bright	34.500	87	64Gam UMa	2.4330	11000.	69	21700	No
26	GOM_NL__2PRFIN20060425_015016_000000372047_00103_21700_9329.N1	25-APR-2006 01:50:16	Bright	37.000	36	50Alp UMa	1.8000	6300.0	74	21700	No
27	GOM_NL__2PRFIN20060425_015436_000000382047_00103_21700_9330.N1	25-APR-2006 01:54:36	Bright	38.000	60	7Bet UMi	2.0810	3950.0	76	21700	No
28	GOM_NL__2PRFIN20060425_015802_000000342047_00103_21700_9331.N1	25-APR-2006 01:58:02	Bright	34.000	49	1Alp UMi	1.9900	6300.0	68	21700	No
29	GOM_NL__2PRFIN20060425_020541_000000392047_00103_21700_9332.N1	25-APR-2006 02:05:41	Bright	38.500	110	37Del Cas	2.6780	8900.0	77	21700	No
30	GOM_NL__2PRFIN20060425_020708_000000342047_00103_21700_9333.N1	25-APR-2006 02:07:08	Bright	34.000	68	18Alp Cas	2.2250	4500.0	68	21700	No
31	GOM_NL__2PRFIN20060425_021600_000000422047_00103_21700_9334.N1	25-APR-2006 02:16:00	Bright	42.000	93	53Bet Peg	2.5200	3100.0	84	21700	No
32	GOM_NL__2PRFIN20060425_021947_000000392047_00103_21700_9335.N1	25-APR-2006 02:19:47	Twilight	39.000	90	54Alp Peg	2.4870	11000.	78	21700	No
33	GOM_NL__2PRFIN20060425_023222_000000442047_00103_21700_9336.N1	25-APR-2006 02:32:22	Dark	44.000	18	24Alp PsA	1.1660	9700.0	88	21700	No
34	GOM_NL__2PRFIN20060425_023802_000000412047_00103_21700_9337.N1	25-APR-2006 02:38:02	Dark	41.000	31	Alp Gru	1.7340	15200.	82	21700	No
35	GOM_NL__2PRFIN20060425_024321_000000402047_00104_21701_9316.N1	25-APR-2006 02:43:21	Dark	40.000	45	Alp Pav	1.9400	26000.	80	21701	No
36	GOM_NL__2PRFIN20060425_025019_000000422047_00104_21701_9317.N1	25-APR-2006 02:50:19	Dark	42.000	43	Alp TrA	1.9100	4250.0	84	21701	No
37	GOM_NL__2PRFIN20060425_025229_000000382047_00104_21701_9318.N1	25-APR-2006 02:52:29	Straylight	38.000	134	Bet TrA	2.8100	6600.0	76	21701	No
38	GOM_NL__2PRFIN20060425_025441_000000472047_00104_21701_9319.N1	25-APR-2006 02:54:41	Straylight	46.500	4	Alp1Cen	-0.010000	5800.0	93	21701	No
39	GOM_NL__2PRFIN20060425_025802_000000412047_00104_21701_9320.N1	25-APR-2006 02:58:02	Straylight	40.500	78	Alp Lup	2.3040	28000.	81	21701	No
40	GOM_NL__2PRFIN20060425_025935_000000422047_00104_21701_9321.N1	25-APR-2006 02:59:35	Straylight	41.500	81	Eta Cen	2.3560	28000.	83	21701	No
41	GOM_NL__2PRFIN20060425_030147_000000442047_00104_21701_9322.N1	25-APR-2006 03:01:47	Straylight	44.000	54	5The Cen	2.0550	4500.0	88	21701	No
42	GOM_NL__2PRFIN20060425_030612_000000432047_00104_21701_9323.N1	25-APR-2006 03:06:12	Twilight	42.500	169	46Gam Hya	2.9910	4700.0	85	21701	No

43	GOM_NL__2PRFIN20060425_030936_000000402047_00104_21701_9324.N1	25-APR-2006 03:09:36	Bright	39.500	15	67Alp Vir	0.97600	28000.	79	21701	No
44	GOM_NL__2PRFIN20060425_031239_000000362047_00104_21701_9325.N1	25-APR-2006 03:12:39	Bright	36.000	121	29Gam Vir	2.7400	7200.0	72	21701	No
45	GOM_NL__2PRFIN20060425_031607_000000362047_00104_21701_9326.N1	25-APR-2006 03:16:07	Bright	36.000	138	47Eps Vir	2.8280	4700.0	72	21701	No
46	GOM_NL__2PRFIN20060425_032359_000000362047_00104_21701_9327.N1	25-APR-2006 03:23:59	Bright	35.500	152	12Alp2CVn	2.8900	11000.	71	21701	No
47	GOM_NL__2PRFIN20060425_032817_000000362047_00104_21701_9328.N1	25-APR-2006 03:28:17	Bright	36.000	87	64Gam UMa	2.4330	11000.	72	21701	No
48	GOM_NL__2PRFIN20060425_033052_000000362047_00104_21701_9329.N1	25-APR-2006 03:30:52	Bright	36.000	36	50Alp UMa	1.8000	6300.0	72	21701	No
49	GOM_NL__2PRFIN20060425_033512_000000342047_00104_21701_9330.N1	25-APR-2006 03:35:12	Bright	33.500	60	7Bet UMi	2.0810	3950.0	67	21701	No
50	GOM_NL__2PRFIN20060425_033838_000000322047_00104_21701_9331.N1	25-APR-2006 03:38:38	Bright	31.500	49	1Alp UMi	1.9900	6300.0	63	21701	No
51	GOM_NL__2PRFIN20060425_034617_000000432047_00104_21701_9332.N1	25-APR-2006 03:46:17	Bright	42.500	110	37Del Cas	2.6780	8900.0	85	21701	No
52	GOM_NL__2PRFIN20060425_034744_000000522047_00104_21701_9333.N1	25-APR-2006 03:47:44	Bright	52.000	68	18Alp Cas	2.2250	4500.0	104	21701	No
53	GOM_NL__2PRFIN20060425_035636_000000412047_00104_21701_9334.N1	25-APR-2006 03:56:36	Bright	41.000	93	53Bet Peg	2.5200	3100.0	82	21701	No
54	GOM_NL__2PRFIN20060425_040023_000000422047_00104_21701_9335.N1	25-APR-2006 04:00:23	Tw_i_and_stray	41.500	90	54Alp Peg	2.4870	11000.	83	21701	No
55	GOM_NL__2PRFIN20060425_041258_000000492047_00104_21701_9336.N1	25-APR-2006 04:12:58	Dark	48.500	18	24Alp PsA	1.1660	9700.0	97	21701	No
56	GOM_NL__2PRFIN20060425_041653_000000422047_00104_21701_9337.N1	25-APR-2006 04:16:53	Dark	41.500	172	Gam Gru	3.0030	13100.	83	21701	No
57	GOM_NL__2PRFIN20060425_041838_000000372047_00104_21701_9338.N1	25-APR-2006 04:18:38	Dark	37.000	31	Alp Gru	1.7340	15200.	74	21701	No
58	GOM_NL__2PRFIN20060425_042357_000000392047_00105_21702_9316.N1	25-APR-2006 04:23:57	Dark	39.000	45	Alp Pav	1.9400	26000.	78	21702	No
59	GOM_NL__2PRFIN20060425_043056_000000412047_00105_21702_9317.N1	25-APR-2006 04:30:56	Dark	40.500	43	Alp TrA	1.9100	4250.0	81	21702	No
60	GOM_NL__2PRFIN20060425_043306_000000382047_00105_21702_9318.N1	25-APR-2006 04:33:06	Straylight	37.500	134	Bet TrA	2.8100	6600.0	75	21702	No
61	GOM_NL__2PRFIN20060425_043518_000000432047_00105_21702_9319.N1	25-APR-2006 04:35:18	Straylight	42.500	4	Alp1Cen	-0.010000	5800.0	85	21702	No
62	GOM_NL__2PRFIN20060425_043838_000000432047_00105_21702_9320.N1	25-APR-2006 04:38:38	Straylight	43.000	78	Alp Lup	2.3040	28000.	86	21702	No
63	GOM_NL__2PRFIN20060425_044012_000000412047_00105_21702_9321.N1	25-APR-2006 04:40:12	Straylight	40.500	81	Eta Cen	2.3560	28000.	81	21702	No
64	GOM_NL__2PRFIN20060425_044223_000000462047_00105_21702_9322.N1	25-APR-2006 04:42:23	Straylight	45.500	54	5The Cen	2.0550	4500.0	91	21702	No
65	GOM_NL__2PRFIN20060425_044648_000000412047_00105_21702_9323.N1	25-APR-2006 04:46:48	Tw_i_and_stray	40.500	169	46Gam Hya	2.9910	4700.0	81	21702	No
66	GOM_NL__2PRFIN20060425_045013_000000412047_00105_21702_9324.N1	25-APR-2006 04:50:13	Bright	40.500	15	67Alp Vir	0.97600	28000.	81	21702	No
67	GOM_NL__2PRFIN20060425_045315_000000362047_00105_21702_9325.N1	25-APR-2006 04:53:15	Bright	35.500	121	29Gam Vir	2.7400	7200.0	71	21702	No
68	GOM_NL__2PRFIN20060425_045643_000000362047_00105_21702_9326.N1	25-APR-2006 04:56:43	Bright	36.000	138	47Eps Vir	2.8280	4700.0	72	21702	No
69	GOM_NL__2PRFIN20060425_050434_000000362047_00105_21702_9327.N1	25-APR-2006 05:04:34	Bright	35.500	152	12Alp2CVn	2.8900	11000.	71	21702	No
70	GOM_NL__2PRFIN20060425_050853_000000352047_00105_21702_9328.N1	25-APR-2006 05:08:53	Bright	34.500	87	64Gam UMa	2.4330	11000.	69	21702	No
71	GOM_NL__2PRFIN20060425_051128_000000382047_00105_21702_9329.N1	25-APR-2006 05:11:28	Bright	37.500	36	50Alp UMa	1.8000	6300.0	75	21702	No
72	GOM_NL__2PRFIN20060425_051548_000000402047_00105_21702_9330.N1	25-APR-2006 05:15:48	Bright	39.500	60	7Bet UMi	2.0810	3950.0	79	21702	No
73	GOM_NL__2PRFIN20060425_051914_000000352047_00105_21702_9331.N1	25-APR-2006 05:19:14	Bright	35.000	49	1Alp UMi	1.9900	6300.0	70	21702	No
74	GOM_NL__2PRFIN20060425_052653_000000332047_00105_21702_9332.N1	25-APR-2006 05:26:53	Bright	33.000	110	37Del Cas	2.6780	8900.0	66	21702	No
75	GOM_NL__2PRFIN20060425_052820_000000362047_00105_21702_9333.N1	25-APR-2006 05:28:20	Bright	35.500	68	18Alp Cas	2.2250	4500.0	71	21702	No
76	GOM_NL__2PRFIN20060425_053712_000000422047_00105_21702_9334.N1	25-APR-2006 05:37:12	Bright	42.000	93	53Bet Peg	2.5200	3100.0	84	21702	No
77	GOM_NL__2PRFIN20060425_054059_000000432047_00105_21702_9335.N1	25-APR-2006 05:40:59	Tw_i_and_stray	42.500	90	54Alp Peg	2.4870	11000.	85	21702	No
78	GOM_NL__2PRFIN20060425_055335_000000452047_00105_21702_9336.N1	25-APR-2006 05:53:35	Dark	45.000	18	24Alp PsA	1.1660	9700.0	90	21702	No
79	GOM_NL__2PRFIN20060425_055729_000000402047_00105_21702_9337.N1	25-APR-2006 05:57:29	Dark	39.500	172	Gam Gru	3.0030	13100.	79	21702	No
80	GOM_NL__2PRFIN20060425_055915_000000412047_00105_21702_9338.N1	25-APR-2006 05:59:15	Dark	40.500	31	Alp Gru	1.7340	15200.	81	21702	No
81	GOM_NL__2PRFIN20060425_060208_000000412047_00105_21702_9339.N1	25-APR-2006 06:02:08	Dark	41.000	148	Alp Tuc	2.8780	4100.0	82	21702	No
82	GOM_NL__2PRFIN20060425_060434_000000422047_00106_21703_9316.N1	25-APR-2006 06:04:34	Dark	41.500	45	Alp Pav	1.9400	26000.	83	21703	No
83	GOM_NL__2PRFIN20060425_061132_000000422047_00106_21703_9317.N1	25-APR-2006 06:11:32	Dark	42.000	43	Alp TrA	1.9100	4250.0	84	21703	No
84	GOM_NL__2PRFIN20060425_061342_000000382047_00106_21703_9318.N1	25-APR-2006 06:13:42	Straylight	38.000	134	Bet TrA	2.8100	6600.0	76	21703	No
85	GOM_NL__2PRFIN20060425_061554_000000492047_00106_21703_9319.N1	25-APR-2006 06:15:54	Straylight	48.500	4	Alp1Cen	-0.010000	5800.0	97	21703	No
86	GOM_NL__2PRFIN20060425_061914_000000422047_00106_21703_9320.N1	25-APR-2006 06:19:14	Straylight	41.500	78	Alp Lup	2.3040	28000.	83	21703	No
87	GOM_NL__2PRFIN20060425_062048_000000422047_00106_21703_9321.N1	25-APR-2006 06:20:48	Straylight	41.500	81	Eta Cen	2.3560	28000.	83	21703	No
88	GOM_NL__2PRFIN20060425_062259_000000452047_00106_21703_9322.N1	25-APR-2006 06:22:59	Straylight	45.000	54	5The Cen	2.0550	4500.0	90	21703	No
89	GOM_NL__2PRFIN20060425_062724_000000402047_00106_21703_9323.N1	25-APR-2006 06:27:24	Tw_i_and_stray	39.500	169	46Gam Hya	2.9910	4700.0	79	21703	No
90	GOM_NL__2PRFIN20060425_063049_000000402047_00106_21703_9324.N1	25-APR-2006 06:30:49	Bright	40.000	15	67Alp Vir	0.97600	28000.	80	21703	No
91	GOM_NL__2PRFIN20060425_063351_000000372047_00106_21703_9325.N1	25-APR-2006 06:33:51	Bright	36.500	121	29Gam Vir	2.7400	7200.0	73	21703	No
92	GOM_NL__2PRFIN20060425_063719_000000372047_00106_21703_9326.N1	25-APR-2006 06:37:19	Bright	36.500	138	47Eps Vir	2.8280	4700.0	73	21703	No
93	GOM_NL__2PRFIN20060425_064510_000000352047_00106_21703_9327.N1	25-APR-2006 06:45:10	Bright	35.000	152	12Alp2CVn	2.8900	11000.	70	21703	No
94	GOM_NL__2PRFIN20060425_064929_000000332047_00106_21703_9328.N1	25-APR-2006 06:49:29	Bright	33.000	87	64Gam UMa	2.4330	11000.	66	21703	No
95	GOM_NL__2PRFIN20060425_065204_000000342047_00106_21703_9329.N1	25-APR-2006 06:52:04	Bright	33.500	36	50Alp UMa	1.8000	6300.0	67	21703	No
96	GOM_NL__2PRFIN20060425_065624_000000392047_00106_21703_9330.N1	25-APR-2006 06:56:24	Bright	39.000	60	7Bet UMi	2.0810	3950.0	78	21703	No
97	GOM_NL__2PRFIN20060425_065950_000000352047_00106_21703_9331.N1	25-APR-2006 06:59:50	Bright	35.000	49	1Alp UMi	1.9900	6300.0	70	21703	No
98	GOM_NL__2PRFIN20060425_070729_000000502047_00106_21703_9332.N1	25-APR-2006 07:07:29	Bright	49.500	110	37Del Cas	2.6780	8900.0	99	21703	No
99	GOM_NL__2PRFIN20060425_070856_000000342047_00106_21703_9333.N1	25-APR-2006 07:08:56	Bright	34.000	68	18Alp Cas	2.2250	4500.0	68	21703	No
100	GOM_NL__2PRFIN20060425_071748_000000412047_00106_21703_9334.N1	25-APR-2006 07:17:48	Bright	40.500	93	53Bet Peg	2.5200	3100.0	81	21703	No
101	GOM_NL__2PRFIN20060425_072135_000000442047_00106_21703_9335.N1	25-APR-2006 07:21:35	Tw_i_and_stray	43.500	90	54Alp Peg	2.4870	11000.	87	21703	No

102	GOM_NL__2PRFIN20060425_073411_000000462047_00106_21703_9336.N1	25-APR-2006 07:34:11	Dark	46.000	18	24Alp PsA	1.1660	9700.0	92	21703	No
103	GOM_NL__2PRFIN20060425_073806_000000402047_00106_21703_9337.N1	25-APR-2006 07:38:06	Dark	39.500	172	Gam Gru	3.0030	13100.	79	21703	No
104	GOM_NL__2PRFIN20060425_073951_000000402047_00106_21703_9338.N1	25-APR-2006 07:39:51	Dark	40.000	31	Alp Gru	1.7340	15200.	80	21703	No
105	GOM_NL__2PRFIN20060425_074244_000000392047_00106_21703_9339.N1	25-APR-2006 07:42:44	Dark	39.000	148	Alp Tuc	2.8780	4100.0	78	21703	No
106	GOM_NL__2PRFIN20060425_074510_000000412047_00107_21704_9316.N1	25-APR-2006 07:45:10	Dark	41.000	45	Alp Pav	1.9400	26000.	82	21704	No
107	GOM_NL__2PRFIN20060425_075208_000000482047_00107_21704_9317.N1	25-APR-2006 07:52:08	Dark	48.000	43	Alp TrA	1.9100	4250.0	96	21704	No
108	GOM_NL__2PRFIN20060425_075419_000000382047_00107_21704_9318.N1	25-APR-2006 07:54:19	Straylight	38.000	134	Bet TrA	2.8100	6600.0	76	21704	No
109	GOM_NL__2PRFIN20060425_075630_000000522047_00107_21704_9319.N1	25-APR-2006 07:56:30	Straylight	52.000	4	Alp1Cen	-0.010000	5800.0	104	21704	No
110	GOM_NL__2PRFIN20060425_075951_000000402047_00107_21704_9320.N1	25-APR-2006 07:59:51	Straylight	39.500	78	Alp Lup	2.3040	28000.	79	21704	No
111	GOM_NL__2PRFIN20060425_080125_000000412047_00107_21704_9321.N1	25-APR-2006 08:01:25	Straylight	41.000	81	Eta Cen	2.3560	28000.	82	21704	No
112	GOM_NL__2PRFIN20060425_080336_000000452047_00107_21704_9322.N1	25-APR-2006 08:03:36	Straylight	44.500	54	5The Cen	2.0550	4500.0	89	21704	No
113	GOM_NL__2PRFIN20060425_080800_000000422047_00107_21704_9323.N1	25-APR-2006 08:08:00	Tw_i_and_stray	42.000	169	46Gam Hya	2.9910	4700.0	84	21704	No
114	GOM_NL__2PRFIN20060425_081125_000000402047_00107_21704_9324.N1	25-APR-2006 08:11:25	Bright	40.000	15	67Alp Vir	0.97600	28000.	80	21704	No
115	GOM_NL__2PRFIN20060425_081427_000000362047_00107_21704_9325.N1	25-APR-2006 08:14:27	Bright	36.000	121	29Gam Vir	2.7400	7200.0	72	21704	No
116	GOM_NL__2PRFIN20060425_081755_000000372047_00107_21704_9326.N1	25-APR-2006 08:17:55	Bright	36.500	138	47Eps Vir	2.8280	4700.0	73	21704	No
117	GOM_NL__2PRFIN20060425_082546_000000362047_00107_21704_9327.N1	25-APR-2006 08:25:46	Bright	36.000	152	12Alp2CVn	2.8900	11000.	72	21704	No
118	GOM_NL__2PRFIN20060425_083005_000000362047_00107_21704_9328.N1	25-APR-2006 08:30:05	Bright	35.500	87	64Gam UMa	2.4330	11000.	71	21704	No
119	GOM_NL__2PRFIN20060425_083240_000000352047_00107_21704_9329.N1	25-APR-2006 08:32:40	Bright	34.500	36	50Alp UMa	1.8000	6300.0	69	21704	No
120	GOM_NL__2PRFIN20060425_083659_000000402047_00107_21704_9330.N1	25-APR-2006 08:36:59	Bright	39.500	60	7Bet UMi	2.0810	3950.0	79	21704	No
121	GOM_NL__2PRFIN20060425_084026_000000362047_00107_21704_9331.N1	25-APR-2006 08:40:26	Bright	35.500	49	1Alp UMi	1.9900	6300.0	71	21704	No
122	GOM_NL__2PRFIN20060425_084805_000000522047_00107_21704_9332.N1	25-APR-2006 08:48:05	Bright	52.000	110	37Del Cas	2.6780	8900.0	104	21704	No
123	GOM_NL__2PRFIN20060425_084933_000000352047_00107_21704_9333.N1	25-APR-2006 08:49:33	Bright	35.000	68	18Alp Cas	2.2250	4500.0	70	21704	No
124	GOM_NL__2PRFIN20060425_085824_000000402047_00107_21704_9334.N1	25-APR-2006 08:58:24	Bright	40.000	93	53Bet Peg	2.5200	3100.0	80	21704	No
125	GOM_NL__2PRFIN20060425_090212_000000412047_00107_21704_9335.N1	25-APR-2006 09:02:12	Tw_i_and_stray	41.000	90	54Alp Peg	2.4870	11000.	82	21704	No
126	GOM_NL__2PRFIN20060425_091448_000000442047_00107_21704_9336.N1	25-APR-2006 09:14:48	Dark	44.000	18	24Alp PsA	1.1660	9700.0	88	21704	No
127	GOM_NL__2PRFIN20060425_091843_000000412047_00107_21704_9337.N1	25-APR-2006 09:18:43	Dark	40.500	172	Gam Gru	3.0030	13100.	81	21704	No
128	GOM_NL__2PRFIN20060425_092028_000000442047_00107_21704_9338.N1	25-APR-2006 09:20:28	Dark	44.000	31	Alp Gru	1.7340	15200.	88	21704	No
129	GOM_NL__2PRFIN20060425_092320_000000472047_00107_21704_9339.N1	25-APR-2006 09:23:20	Dark	46.500	148	Alp Tuc	2.8780	4100.0	93	21704	No
130	GOM_NL__2PRFIN20060425_092547_000000412047_00108_21705_9317.N1	25-APR-2006 09:25:47	Dark	40.500	45	Alp Pav	1.9400	26000.	81	21705	No
131	GOM_NL__2PRFIN20060425_093244_000000422047_00108_21705_9318.N1	25-APR-2006 09:32:44	Dark	41.500	43	Alp TrA	1.9100	4250.0	83	21705	No
132	GOM_NL__2PRFIN20060425_093455_000000372047_00108_21705_9319.N1	25-APR-2006 09:34:55	Straylight	37.000	134	Bet TrA	2.8100	6600.0	74	21705	No
133	GOM_NL__2PRFIN20060425_093706_000000522047_00108_21705_9320.N1	25-APR-2006 09:37:06	Straylight	51.500	4	Alp1Cen	-0.010000	5800.0	103	21705	No
134	GOM_NL__2PRFIN20060425_094027_000000412047_00108_21705_9321.N1	25-APR-2006 09:40:27	Straylight	41.000	78	Alp Lup	2.3040	28000.	82	21705	No
135	GOM_NL__2PRFIN20060425_094201_000000412047_00108_21705_9322.N1	25-APR-2006 09:42:01	Straylight	41.000	81	Eta Cen	2.3560	28000.	82	21705	No
136	GOM_NL__2PRFIN20060425_094412_000000462047_00108_21705_9323.N1	25-APR-2006 09:44:12	Straylight	46.000	54	5The Cen	2.0550	4500.0	92	21705	No
137	GOM_NL__2PRFIN20060425_094836_000000402047_00108_21705_9324.N1	25-APR-2006 09:48:36	Tw_i_and_stray	40.000	169	46Gam Hya	2.9910	4700.0	80	21705	No
138	GOM_NL__2PRFIN20060425_095201_000000392047_00108_21705_9325.N1	25-APR-2006 09:52:01	Bright	39.000	15	67Alp Vir	0.97600	28000.	78	21705	No
139	GOM_NL__2PRFIN20060425_095503_000000362047_00108_21705_9326.N1	25-APR-2006 09:55:03	Bright	36.000	121	29Gam Vir	2.7400	7200.0	72	21705	No
140	GOM_NL__2PRFIN20060425_095831_000000372047_00108_21705_9327.N1	25-APR-2006 09:58:31	Bright	36.500	138	47Eps Vir	2.8280	4700.0	73	21705	No
141	GOM_NL__2PRFIN20060425_100622_000000362047_00108_21705_9328.N1	25-APR-2006 10:06:22	Bright	35.500	152	12Alp2CVn	2.8900	11000.	71	21705	No
142	GOM_NL__2PRFIN20060425_101041_000000342047_00108_21705_9329.N1	25-APR-2006 10:10:41	Bright	34.000	87	64Gam UMa	2.4330	11000.	68	21705	No
143	GOM_NL__2PRFIN20060425_101316_000000362047_00108_21705_9330.N1	25-APR-2006 10:13:16	Bright	36.000	36	50Alp UMa	1.8000	6300.0	72	21705	No
144	GOM_NL__2PRFIN20060425_101735_000000402047_00108_21705_9331.N1	25-APR-2006 10:17:35	Bright	39.500	60	7Bet UMi	2.0810	3950.0	79	21705	No
145	GOM_NL__2PRFIN20060425_102102_000000352047_00108_21705_9332.N1	25-APR-2006 10:21:02	Bright	35.000	49	1Alp UMi	1.9900	6300.0	70	21705	No
146	GOM_NL__2PRFIN20060425_102842_000000522047_00108_21705_9333.N1	25-APR-2006 10:28:42	Bright	52.000	110	37Del Cas	2.6780	8900.0	104	21705	No
147	GOM_NL__2PRFIN20060425_103008_000000342047_00108_21705_9334.N1	25-APR-2006 10:30:08	Bright	34.000	68	18Alp Cas	2.2250	4500.0	68	21705	No
148	GOM_NL__2PRFIN20060425_103900_000000422047_00108_21705_9335.N1	25-APR-2006 10:39:00	Bright	42.000	93	53Bet Peg	2.5200	3100.0	84	21705	No
149	GOM_NL__2PRFIN20060425_104248_000000432047_00108_21705_9336.N1	25-APR-2006 10:42:48	Tw_i_and_stray	43.000	90	54Alp Peg	2.4870	11000.	86	21705	No
150	GOM_NL__2PRFIN20060425_105524_000000422047_00108_21705_9337.N1	25-APR-2006 10:55:24	Dark	42.000	18	24Alp PsA	1.1660	9700.0	84	21705	No
151	GOM_NL__2PRFIN20060425_105919_000000402047_00108_21705_9338.N1	25-APR-2006 10:59:19	Dark	40.000	172	Gam Gru	3.0030	13100.	80	21705	No
152	GOM_NL__2PRFIN20060425_110104_000000412047_00108_21705_9339.N1	25-APR-2006 11:01:04	Dark	40.500	31	Alp Gru	1.7340	15200.	81	21705	No
153	GOM_NL__2PRFIN20060425_110356_000000382047_00108_21705_9340.N1	25-APR-2006 11:03:56	Dark	37.500	148	Alp Tuc	2.8780	4100.0	75	21705	No
154	GOM_NL__2PRFIN20060425_110623_000000412047_00109_21706_9317.N1	25-APR-2006 11:06:23	Dark	40.500	45	Alp Pav	1.9400	26000.	81	21706	No
155	GOM_NL__2PRFIN20060425_111321_000000412047_00109_21706_9318.N1	25-APR-2006 11:13:21	Dark	41.000	43	Alp TrA	1.9100	4250.0	82	21706	No
156	GOM_NL__2PRFIN20060425_111531_000000402047_00109_21706_9319.N1	25-APR-2006 11:15:31	Straylight	39.500	134	Bet TrA	2.8100	6600.0	79	21706	No
157	GOM_NL__2PRFIN20060425_111743_000000452047_00109_21706_9320.N1	25-APR-2006 11:17:43	Straylight	45.000	4	Alp1Cen	-0.010000	5800.0	90	21706	No
158	GOM_NL__2PRFIN20060425_112103_000000402047_00109_21706_9321.N1	25-APR-2006 11:21:03	Straylight	40.000	78	Alp Lup	2.3040	28000.	80	21706	No
159	GOM_NL__2PRFIN20060425_112237_000000402047_00109_21706_9322.N1	25-APR-2006 11:22:37	Straylight	40.000	81	Eta Cen	2.3560	28000.	80	21706	No
160	GOM_NL__2PRFIN20060425_112448_000000412047_00109_21706_9323.N1	25-APR-2006 11:24:48	Straylight	40.500	54	5The Cen	2.0550	4500.0	81	21706	No

161	GOM_NL__2PRFIN20060425_112912_000000412047_00109_21706_9324.N1	25-APR-2006 11:29:12	Twilight	40.500	169	46Gam Hya	2.9910	4700.0	81	21706	No
162	GOM_NL__2PRFIN20060425_113237_000000412047_00109_21706_9325.N1	25-APR-2006 11:32:37	Bright	41.000	15	67Alp Vir	0.97600	28000.	82	21706	No
163	GOM_NL__2PRFIN20060425_113539_000000362047_00109_21706_9326.N1	25-APR-2006 11:35:39	Bright	35.500	121	29Gam Vir	2.7400	7200.0	71	21706	No
164	GOM_NL__2PRFIN20060425_113907_000000362047_00109_21706_9327.N1	25-APR-2006 11:39:07	Bright	35.500	138	47Eps Vir	2.8280	4700.0	71	21706	No
165	GOM_NL__2PRFIN20060425_114658_000000362047_00109_21706_9328.N1	25-APR-2006 11:46:58	Bright	35.500	152	12Alp2CVn	2.8900	11000.	71	21706	No
166	GOM_NL__2PRFIN20060425_115117_000000342047_00109_21706_9329.N1	25-APR-2006 11:51:17	Bright	34.000	87	64Gam UMa	2.4330	11000.	68	21706	No
167	GOM_NL__2PRFIN20060425_115230_000000352047_00109_21706_9330.N1	25-APR-2006 11:52:30	Bright	34.500	82	48Bet UMa	2.3650	10600.	69	21706	No
168	GOM_NL__2PRFIN20060425_115353_000000382047_00109_21706_9331.N1	25-APR-2006 11:53:53	Bright	37.500	36	50Alp UMa	1.8000	6300.0	75	21706	No
169	GOM_NL__2PRFIN20060425_115811_000000392047_00109_21706_9332.N1	25-APR-2006 11:58:11	Bright	39.000	60	7Bet UMi	2.0810	3950.0	78	21706	No
170	GOM_NL__2PRFIN20060425_120137_000000362047_00109_21706_9333.N1	25-APR-2006 12:01:37	Bright	35.500	49	1Alp UMi	1.9900	6300.0	71	21706	No
171	GOM_NL__2PRFIN20060425_120918_000000332047_00109_21706_9334.N1	25-APR-2006 12:09:18	Bright	33.000	110	37Del Cas	2.6780	8900.0	66	21706	No
172	GOM_NL__2PRFIN20060425_121044_000000362047_00109_21706_9335.N1	25-APR-2006 12:10:44	Bright	35.500	68	18Alp Cas	2.2250	4500.0	71	21706	No
173	GOM_NL__2PRFIN20060425_121936_000000422047_00109_21706_9336.N1	25-APR-2006 12:19:36	Bright	42.000	93	53Bet Peg	2.5200	3100.0	84	21706	No
174	GOM_NL__2PRFIN20060425_122324_000000412047_00109_21706_9337.N1	25-APR-2006 12:23:24	Twilight	41.000	90	54Alp Peg	2.4870	11000.	82	21706	No
175	GOM_NL__2PRFIN20060425_123600_000000422047_00109_21706_9338.N1	25-APR-2006 12:36:00	Dark	41.500	18	24Alp PsA	1.1660	9700.0	83	21706	No
176	GOM_NL__2PRFIN20060425_123956_000000422047_00109_21706_9339.N1	25-APR-2006 12:39:56	Dark	41.500	172	Gam Gru	3.0030	13100.	83	21706	No
177	GOM_NL__2PRFIN20060425_124140_000000442047_00109_21706_9340.N1	25-APR-2006 12:41:40	Dark	43.500	31	Alp Gru	1.7340	15200.	87	21706	No
178	GOM_NL__2PRFIN20060425_124432_000000452047_00109_21706_9341.N1	25-APR-2006 12:44:32	Dark	45.000	148	Alp Tuc	2.8780	4100.0	90	21706	No
179	GOM_NL__2PRFIN20060425_124700_000000412047_00110_21707_9317.N1	25-APR-2006 12:47:00	Dark	40.500	45	Alp Pav	1.9400	26000.	81	21707	No
180	GOM_NL__2PRFIN20060425_125357_000000382047_00110_21707_9318.N1	25-APR-2006 12:53:57	Dark	38.000	43	Alp TrA	1.9100	4250.0	76	21707	No
181	GOM_NL__2PRFIN20060425_125607_000000392047_00110_21707_9319.N1	25-APR-2006 12:56:07	Straylight	38.500	134	Bet TrA	2.8100	6600.0	77	21707	No
182	GOM_NL__2PRFIN20060425_125819_000000452047_00110_21707_9320.N1	25-APR-2006 12:58:19	Straylight	45.000	4	Alp1Cen	-0.010000	5800.0	90	21707	No
183	GOM_NL__2PRFIN20060425_130139_000000392047_00110_21707_9321.N1	25-APR-2006 13:01:39	Straylight	39.000	78	Alp Lup	2.3040	28000.	78	21707	No
184	GOM_NL__2PRFIN20060425_130313_000000412047_00110_21707_9322.N1	25-APR-2006 13:03:13	Straylight	41.000	81	Eta Cen	2.3560	28000.	82	21707	No
185	GOM_NL__2PRFIN20060425_130524_000000472047_00110_21707_9323.N1	25-APR-2006 13:05:24	Straylight	46.500	54	5The Cen	2.0550	4500.0	93	21707	No
186	GOM_NL__2PRFIN20060425_130948_000000422047_00110_21707_9324.N1	25-APR-2006 13:09:48	Twilight	42.000	169	46Gam Hya	2.9910	4700.0	84	21707	No
187	GOM_NL__2PRFIN20060425_131313_000000382047_00110_21707_9325.N1	25-APR-2006 13:13:13	Bright	37.500	15	67Alp Vir	0.97600	28000.	75	21707	No
188	GOM_NL__2PRFIN20060425_131615_000000362047_00110_21707_9326.N1	25-APR-2006 13:16:15	Bright	35.500	121	29Gam Vir	2.7400	7200.0	71	21707	No
189	GOM_NL__2PRFIN20060425_131943_000000362047_00110_21707_9327.N1	25-APR-2006 13:19:43	Bright	36.000	138	47Eps Vir	2.8280	4700.0	72	21707	No
190	GOM_NL__2PRFIN20060425_132734_000000372047_00110_21707_9328.N1	25-APR-2006 13:27:34	Bright	37.000	152	12Alp2CVn	2.8900	11000.	74	21707	No
191	GOM_NL__2PRFIN20060425_133153_000000362047_00110_21707_9329.N1	25-APR-2006 13:31:53	Bright	35.500	87	64Gam UMa	2.4330	11000.	71	21707	No
192	GOM_NL__2PRFIN20060425_133306_000000362047_00110_21707_9330.N1	25-APR-2006 13:33:06	Bright	36.000	82	48Bet UMa	2.3650	10600.	72	21707	No
193	GOM_NL__2PRFIN20060425_133429_000000382047_00110_21707_9331.N1	25-APR-2006 13:34:29	Bright	37.500	36	50Alp UMa	1.8000	6300.0	75	21707	No
194	GOM_NL__2PRFIN20060425_133846_000000412047_00110_21707_9332.N1	25-APR-2006 13:38:46	Bright	40.500	60	7Bet UMi	2.0810	3950.0	81	21707	No
195	GOM_NL__2PRFIN20060425_134954_000000322047_00110_21707_9333.N1	25-APR-2006 13:49:54	Bright	32.000	110	37Del Cas	2.6780	8900.0	64	21707	No
196	GOM_NL__2PRFIN20060425_135121_000000332047_00110_21707_9334.N1	25-APR-2006 13:51:21	Bright	33.000	68	18Alp Cas	2.2250	4500.0	66	21707	No
197	GOM_NL__2PRFIN20060425_140012_000000432047_00110_21707_9335.N1	25-APR-2006 14:00:12	Bright	42.500	93	53Bet Peg	2.5200	3100.0	85	21707	No
198	GOM_NL__2PRFIN20060425_140400_000000432047_00110_21707_9336.N1	25-APR-2006 14:04:00	Twilight	42.500	90	54Alp Peg	2.4870	11000.	85	21707	No
199	GOM_NL__2PRFIN20060425_141636_000000492047_00110_21707_9337.N1	25-APR-2006 14:16:36	Dark	48.500	18	24Alp PsA	1.1660	9700.0	97	21707	No
200	GOM_NL__2PRFIN20060425_142032_000000412047_00110_21707_9338.N1	25-APR-2006 14:20:32	Dark	41.000	172	Gam Gru	3.0030	13100.	82	21707	No
201	GOM_NL__2PRFIN20060425_142217_000000382047_00110_21707_9339.N1	25-APR-2006 14:22:17	Dark	37.500	31	Alp Gru	1.7340	15200.	75	21707	No
202	GOM_NL__2PRFIN20060425_142509_000000372047_00110_21707_9340.N1	25-APR-2006 14:25:09	Dark	37.000	148	Alp Tuc	2.8780	4100.0	74	21707	No
203	GOM_NL__2PRFIN20060425_142736_000000402047_00111_21708_9317.N1	25-APR-2006 14:27:36	Dark	39.500	45	Alp Pav	1.9400	26000.	79	21708	No
204	GOM_NL__2PRFIN20060425_143433_000000382047_00111_21708_9318.N1	25-APR-2006 14:34:33	Dark	38.000	43	Alp TrA	1.9100	4250.0	76	21708	No
205	GOM_NL__2PRFIN20060425_143644_000000372047_00111_21708_9319.N1	25-APR-2006 14:36:44	Straylight	37.000	134	Bet TrA	2.8100	6600.0	74	21708	No
206	GOM_NL__2PRFIN20060425_143855_000000432047_00111_21708_9320.N1	25-APR-2006 14:38:55	Straylight	42.500	4	Alp1Cen	-0.010000	5800.0	85	21708	No
207	GOM_NL__2PRFIN20060425_144216_000000382047_00111_21708_9321.N1	25-APR-2006 14:42:16	Straylight	38.000	78	Alp Lup	2.3040	28000.	76	21708	No
208	GOM_NL__2PRFIN20060425_144350_000000392047_00111_21708_9322.N1	25-APR-2006 14:43:50	Straylight	39.000	81	Eta Cen	2.3560	28000.	78	21708	No
209	GOM_NL__2PRFIN20060425_144600_000000452047_00111_21708_9323.N1	25-APR-2006 14:46:00	Straylight	44.500	54	5The Cen	2.0550	4500.0	89	21708	No
210	GOM_NL__2PRFIN20060425_145024_000000422047_00111_21708_9324.N1	25-APR-2006 14:50:24	Twilight	42.000	169	46Gam Hya	2.9910	4700.0	84	21708	No
211	GOM_NL__2PRFIN20060425_145349_000000392047_00111_21708_9325.N1	25-APR-2006 14:53:49	Bright	38.500	15	67Alp Vir	0.97600	28000.	77	21708	No
212	GOM_NL__2PRFIN20060425_145651_000000362047_00111_21708_9326.N1	25-APR-2006 14:56:51	Bright	36.000	121	29Gam Vir	2.7400	7200.0	72	21708	No
213	GOM_NL__2PRFIN20060425_150019_000000362047_00111_21708_9327.N1	25-APR-2006 15:00:19	Bright	35.500	138	47Eps Vir	2.8280	4700.0	71	21708	No
214	GOM_NL__2PRFIN20060425_150810_000000342047_00111_21708_9328.N1	25-APR-2006 15:08:10	Bright	34.000	152	12Alp2CVn	2.8900	11000.	68	21708	No
215	GOM_NL__2PRFIN20060425_151229_000000372047_00111_21708_9329.N1	25-APR-2006 15:12:29	Bright	36.500	87	64Gam UMa	2.4330	11000.	73	21708	No
216	GOM_NL__2PRFIN20060425_151342_000000362047_00111_21708_9330.N1	25-APR-2006 15:13:42	Bright	36.000	82	48Bet UMa	2.3650	10600.	72	21708	No
217	GOM_NL__2PRFIN20060425_151505_000000392047_00111_21708_9331.N1	25-APR-2006 15:15:05	Bright	39.000	36	50Alp UMa	1.8000	6300.0	78	21708	No
218	GOM_NL__2PRFIN20060425_151922_000000372047_00111_21708_9332.N1	25-APR-2006 15:19:22	Bright	36.500	60	7Bet UMi	2.0810	3950.0	73	21708	No
219	GOM_NL__2PRFIN20060425_152249_000000362047_00111_21708_9333.N1	25-APR-2006 15:22:49	Bright	36.000	49	1Alp UMi	1.9900	6300.0	72	21708	No

220	GOM_NL__2PRFIN20060425_153030_000000352047_00111_21708_9334.N1	25-APR-2006 15:30:30	Bright	34.500	110	37Del Cas	2.6780	8900.0	69	21708	No
221	GOM_NL__2PRFIN20060425_153157_000000332047_00111_21708_9335.N1	25-APR-2006 15:31:57	Bright	32.500	68	18Alp Cas	2.2250	4500.0	65	21708	No
222	GOM_NL__2PRFIN20060425_154049_000000432047_00111_21708_9336.N1	25-APR-2006 15:40:49	Bright	43.000	93	53Bet Peg	2.5200	3100.0	86	21708	No
223	GOM_NL__2PRFIN20060425_154437_000000402047_00111_21708_9337.N1	25-APR-2006 15:44:37	Tw_i_and_stray	40.000	90	54Alp Peg	2.4870	11000.	80	21708	No
224	GOM_NL__2PRFIN20060425_155713_000000412047_00111_21708_9338.N1	25-APR-2006 15:57:13	Dark	40.500	18	24Alp PsA	1.1660	9700.0	81	21708	No
225	GOM_NL__2PRFIN20060425_160109_000000412047_00111_21708_9339.N1	25-APR-2006 16:01:09	Dark	41.000	172	Gam Gru	3.0030	13100.	82	21708	No
226	GOM_NL__2PRFIN20060425_160253_000000432047_00111_21708_9340.N1	25-APR-2006 16:02:53	Dark	42.500	31	Alp Gru	1.7340	15200.	85	21708	No
227	GOM_NL__2PRFIN20060425_160545_000000372047_00111_21708_9341.N1	25-APR-2006 16:05:45	Dark	37.000	148	Alp Tuc	2.8780	4100.0	74	21708	No
228	GOM_NL__2PRFIN20060425_160813_000000412047_00112_21709_9342.N1	25-APR-2006 16:08:13	Dark	41.000	45	Alp Pav	1.9400	26000.	82	21709	No
229	GOM_NL__2PRFIN20060425_161510_000000402047_00112_21709_9343.N1	25-APR-2006 16:15:10	Dark	40.000	43	Alp TrA	1.9100	4250.0	80	21709	No
230	GOM_NL__2PRFIN20060425_161720_000000382047_00112_21709_9344.N1	25-APR-2006 16:17:20	Straylight	37.500	134	Bet TrA	2.8100	6600.0	75	21709	No
231	GOM_NL__2PRFIN20060425_161931_000000402047_00112_21709_9345.N1	25-APR-2006 16:19:31	Straylight	39.500	4	Alp1Cen	-0.010000	5800.0	79	21709	No
232	GOM_NL__2PRFIN20060425_162252_000000432047_00112_21709_9346.N1	25-APR-2006 16:22:52	Straylight	43.000	78	Alp Lup	2.3040	28000.	86	21709	No
233	GOM_NL__2PRFIN20060425_162426_000000442047_00112_21709_9347.N1	25-APR-2006 16:24:26	Straylight	43.500	81	Eta Cen	2.3560	28000.	87	21709	No
234	GOM_NL__2PRFIN20060425_162637_000000462047_00112_21709_9348.N1	25-APR-2006 16:26:37	Straylight	45.500	54	5The Cen	2.0550	4500.0	91	21709	No
235	GOM_NL__2PRFIN20060425_163101_000000432047_00112_21709_9349.N1	25-APR-2006 16:31:01	Tw_i_and_stray	42.500	169	46Gam Hya	2.9910	4700.0	85	21709	No
236	GOM_NL__2PRFIN20060425_163425_000000382047_00112_21709_9350.N1	25-APR-2006 16:34:25	Bright	38.000	15	67Alp Vir	0.97600	28000.	76	21709	No
237	GOM_NL__2PRFIN20060425_163727_000000362047_00112_21709_9351.N1	25-APR-2006 16:37:27	Bright	36.000	121	29Gam Vir	2.7400	7200.0	72	21709	No
238	GOM_NL__2PRFIN20060425_164055_000000362047_00112_21709_9352.N1	25-APR-2006 16:40:55	Bright	35.500	138	47Eps Vir	2.8280	4700.0	71	21709	No
239	GOM_NL__2PRFIN20060425_164845_000000362047_00112_21709_9353.N1	25-APR-2006 16:48:45	Bright	35.500	152	12Alp2CVn	2.8900	11000.	71	21709	No
240	GOM_NL__2PRFIN20060425_165305_000000362047_00112_21709_9354.N1	25-APR-2006 16:53:05	Bright	36.000	87	64Gam UMa	2.4330	11000.	72	21709	No
241	GOM_NL__2PRFIN20060425_165418_000000342047_00112_21709_9355.N1	25-APR-2006 16:54:18	Bright	34.000	82	48Bet UMa	2.3650	10600.	68	21709	No
242	GOM_NL__2PRFIN20060425_165541_000000372047_00112_21709_9356.N1	25-APR-2006 16:55:41	Bright	36.500	36	50Alp UMa	1.8000	6300.0	73	21709	No
243	GOM_NL__2PRFIN20060425_165958_000000392047_00112_21709_9357.N1	25-APR-2006 16:59:58	Bright	39.000	60	7Bet UMi	2.0810	3950.0	78	21709	No
244	GOM_NL__2PRFIN20060425_170326_000000372047_00112_21709_9358.N1	25-APR-2006 17:03:26	Bright	36.500	49	1Alp UMi	1.9900	6300.0	73	21709	No
245	GOM_NL__2PRFIN20060425_171106_000000322047_00112_21709_9359.N1	25-APR-2006 17:11:06	Bright	32.000	110	37Del Cas	2.6780	8900.0	64	21709	No
246	GOM_NL__2PRFIN20060425_171233_000000342047_00112_21709_9360.N1	25-APR-2006 17:12:33	Bright	33.500	68	18Alp Cas	2.2250	4500.0	67	21709	No
247	GOM_NL__2PRFIN20060425_172125_000000422047_00112_21709_9361.N1	25-APR-2006 17:21:25	Bright	41.500	93	53Bet Peg	2.5200	3100.0	83	21709	No
248	GOM_NL__2PRFIN20060425_172513_000000422047_00112_21709_9362.N1	25-APR-2006 17:25:13	Tw_i_and_stray	41.500	90	54Alp Peg	2.4870	11000.	83	21709	No
249	GOM_NL__2PRFIN20060425_173749_000000432047_00112_21709_9363.N1	25-APR-2006 17:37:49	Dark	43.000	18	24Alp PsA	1.1660	9700.0	86	21709	No
250	GOM_NL__2PRFIN20060425_174145_000000412047_00112_21709_9364.N1	25-APR-2006 17:41:45	Dark	40.500	172	Gam Gru	3.0030	13100.	81	21709	No
251	GOM_NL__2PRFIN20060425_174330_000000422047_00112_21709_9365.N1	25-APR-2006 17:43:30	Dark	42.000	31	Alp Gru	1.7340	15200.	84	21709	No
252	GOM_NL__2PRFIN20060425_174621_000000412047_00112_21709_9366.N1	25-APR-2006 17:46:21	Dark	40.500	148	Alp Tuc	2.8780	4100.0	81	21709	No
253	GOM_NL__2PRFIN20060425_174850_000000412047_00113_21710_9342.N1	25-APR-2006 17:48:50	Dark	41.000	45	Alp Pav	1.9400	26000.	82	21710	No
254	GOM_NL__2PRFIN20060425_175546_000000392047_00113_21710_9343.N1	25-APR-2006 17:55:46	Dark	38.500	43	Alp TrA	1.9100	4250.0	77	21710	No
255	GOM_NL__2PRFIN20060425_175757_000000402047_00113_21710_9344.N1	25-APR-2006 17:57:57	Straylight	39.500	134	Bet TrA	2.8100	6600.0	79	21710	No
256	GOM_NL__2PRFIN20060425_180007_000000472047_00113_21710_9345.N1	25-APR-2006 18:00:07	Straylight	46.500	4	Alp1Cen	-0.010000	5800.0	93	21710	No
257	GOM_NL__2PRFIN20060425_180329_000000402047_00113_21710_9346.N1	25-APR-2006 18:03:29	Straylight	39.500	78	Alp Lup	2.3040	28000.	79	21710	No
258	GOM_NL__2PRFIN20060425_180502_000000422047_00113_21710_9347.N1	25-APR-2006 18:05:02	Straylight	41.500	81	Eta Cen	2.3560	28000.	83	21710	No
259	GOM_NL__2PRFIN20060425_180713_000000442047_00113_21710_9348.N1	25-APR-2006 18:07:13	Straylight	43.500	54	5The Cen	2.0550	4500.0	87	21710	No
260	GOM_NL__2PRFIN20060425_181137_000000402047_00113_21710_9349.N1	25-APR-2006 18:11:37	Tw_i_and_stray	39.500	169	46Gam Hya	2.9910	4700.0	79	21710	No
261	GOM_NL__2PRFIN20060425_181501_000000402047_00113_21710_9350.N1	25-APR-2006 18:15:01	Bright	39.500	15	67Alp Vir	0.97600	28000.	79	21710	No
262	GOM_NL__2PRFIN20060425_181803_000000352047_00113_21710_9351.N1	25-APR-2006 18:18:03	Bright	35.000	121	29Gam Vir	2.7400	7200.0	70	21710	No
263	GOM_NL__2PRFIN20060425_182131_000000362047_00113_21710_9352.N1	25-APR-2006 18:21:31	Bright	36.000	138	47Eps Vir	2.8280	4700.0	72	21710	No
264	GOM_NL__2PRFIN20060425_182921_000000372047_00113_21710_9353.N1	25-APR-2006 18:29:21	Bright	36.500	152	12Alp2CVn	2.8900	11000.	73	21710	No
265	GOM_NL__2PRFIN20060425_183341_000000352047_00113_21710_9354.N1	25-APR-2006 18:33:41	Bright	35.000	87	64Gam UMa	2.4330	11000.	70	21710	No
266	GOM_NL__2PRFIN20060425_183454_000000352047_00113_21710_9355.N1	25-APR-2006 18:34:54	Bright	35.000	82	48Bet UMa	2.3650	10600.	70	21710	No
267	GOM_NL__2PRFIN20060425_183617_000000372047_00113_21710_9356.N1	25-APR-2006 18:36:17	Bright	36.500	36	50Alp UMa	1.8000	6300.0	73	21710	No
268	GOM_NL__2PRFIN20060425_184034_000000382047_00113_21710_9357.N1	25-APR-2006 18:40:34	Bright	38.000	60	7Bet UMi	2.0810	3950.0	76	21710	No
269	GOM_NL__2PRFIN20060425_184401_000000362047_00113_21710_9358.N1	25-APR-2006 18:44:01	Bright	35.500	49	1Alp UMi	1.9900	6300.0	71	21710	No
270	GOM_NL__2PRFIN20060425_185142_000000322047_00113_21710_9359.N1	25-APR-2006 18:51:42	Bright	32.000	110	37Del Cas	2.6780	8900.0	64	21710	No
271	GOM_NL__2PRFIN20060425_185309_000000432047_00113_21710_9360.N1	25-APR-2006 18:53:09	Bright	42.500	68	18Alp Cas	2.2250	4500.0	85	21710	No
272	GOM_NL__2PRFIN20060425_190201_000000422047_00113_21710_9361.N1	25-APR-2006 19:02:01	Bright	41.500	93	53Bet Peg	2.5200	3100.0	83	21710	No
273	GOM_NL__2PRFIN20060425_190549_000000432047_00113_21710_9362.N1	25-APR-2006 19:05:49	Tw_i_and_stray	43.000	90	54Alp Peg	2.4870	11000.	86	21710	No
274	GOM_NL__2PRFIN20060425_191825_000000452047_00113_21710_9363.N1	25-APR-2006 19:18:25	Dark	44.500	18	24Alp PsA	1.1660	9700.0	89	21710	No
275	GOM_NL__2PRFIN20060425_192222_000000422047_00113_21710_9364.N1	25-APR-2006 19:22:22	Dark	41.500	172	Gam Gru	3.0030	13100.	83	21710	No
276	GOM_NL__2PRFIN20060425_192406_000000402047_00113_21710_9365.N1	25-APR-2006 19:24:06	Dark	40.000	31	Alp Gru	1.7340	15200.	80	21710	No
277	GOM_NL__2PRFIN20060425_192658_000000412047_00113_21710_9366.N1	25-APR-2006 19:26:58	Dark	40.500	148	Alp Tuc	2.8780	4100.0	81	21710	No
278	GOM_NL__2PRFIN20060425_192926_000000412047_00114_21711_9342.N1	25-APR-2006 19:29:26	Dark	40.500	45	Alp Pav	1.9400	26000.	81	21711	No

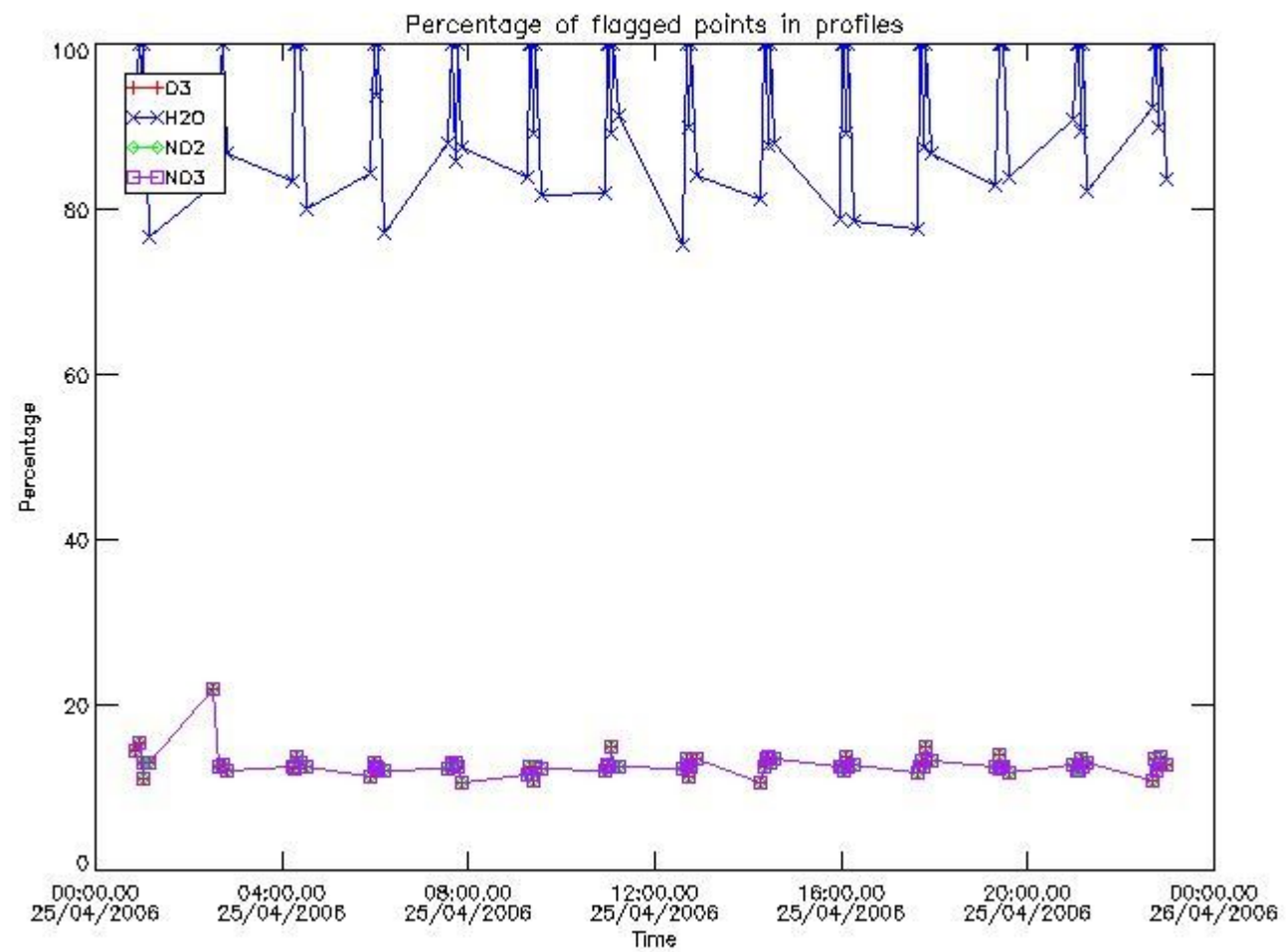
279	GOM_NL__2PRFIN20060425_193622_000000442047_00114_21711_9343.N1	25-APR-2006 19:36:22	Dark	43.500	43	Alp TrA	1.9100	4250.0	87	21711	No
280	GOM_NL__2PRFIN20060425_193833_000000382047_00114_21711_9344.N1	25-APR-2006 19:38:33	Straylight	37.500	134	Bet TrA	2.8100	6600.0	75	21711	No
281	GOM_NL__2PRFIN20060425_194044_000000492047_00114_21711_9345.N1	25-APR-2006 19:40:44	Straylight	49.000	4	Alp1Cen	-0.010000	5800.0	98	21711	No
282	GOM_NL__2PRFIN20060425_194405_000000422047_00114_21711_9346.N1	25-APR-2006 19:44:05	Straylight	42.000	78	Alp Lup	2.3040	28000.	84	21711	No
283	GOM_NL__2PRFIN20060425_194539_000000412047_00114_21711_9347.N1	25-APR-2006 19:45:39	Straylight	41.000	81	Eta Cen	2.3560	28000.	82	21711	No
284	GOM_NL__2PRFIN20060425_194749_000000472047_00114_21711_9348.N1	25-APR-2006 19:47:49	Straylight	46.500	54	5The Cen	2.0550	4500.0	93	21711	No
285	GOM_NL__2PRFIN20060425_195213_000000402047_00114_21711_9349.N1	25-APR-2006 19:52:13	Tw_i_and_stray	40.000	169	46Gam Hya	2.9910	4700.0	80	21711	No
286	GOM_NL__2PRFIN20060425_195537_000000392047_00114_21711_9350.N1	25-APR-2006 19:55:37	Bright	39.000	15	67Alp Vir	0.97600	28000.	78	21711	No
287	GOM_NL__2PRFIN20060425_195839_000000362047_00114_21711_9351.N1	25-APR-2006 19:58:39	Bright	35.500	121	29Gam Vir	2.7400	7200.0	71	21711	No
288	GOM_NL__2PRFIN20060425_200207_000000362047_00114_21711_9352.N1	25-APR-2006 20:02:07	Bright	36.000	138	47Eps Vir	2.8280	4700.0	72	21711	No
289	GOM_NL__2PRFIN20060425_200957_000000362047_00114_21711_9353.N1	25-APR-2006 20:09:57	Bright	35.500	152	12Alp2CVn	2.8900	11000.	71	21711	No
290	GOM_NL__2PRFIN20060425_201417_000000362047_00114_21711_9354.N1	25-APR-2006 20:14:17	Bright	35.500	87	64Gam UMa	2.4330	11000.	71	21711	No
291	GOM_NL__2PRFIN20060425_201531_000000372047_00114_21711_9355.N1	25-APR-2006 20:15:31	Bright	36.500	82	48Bet UMa	2.3650	10600.	73	21711	No
292	GOM_NL__2PRFIN20060425_201653_000000382047_00114_21711_9356.N1	25-APR-2006 20:16:53	Bright	37.500	36	50Alp UMa	1.8000	6300.0	75	21711	No
293	GOM_NL__2PRFIN20060425_202109_000000392047_00114_21711_9357.N1	25-APR-2006 20:21:09	Bright	39.000	60	7Bet UMi	2.0810	3950.0	78	21711	No
294	GOM_NL__2PRFIN20060425_202437_000000362047_00114_21711_9358.N1	25-APR-2006 20:24:37	Bright	35.500	49	1Alp UMi	1.9900	6300.0	71	21711	No
295	GOM_NL__2PRFIN20060425_203219_000000342047_00114_21711_9359.N1	25-APR-2006 20:32:19	Bright	33.500	110	37Del Cas	2.6780	8900.0	67	21711	No
296	GOM_NL__2PRFIN20060425_203345_000000342047_00114_21711_9360.N1	25-APR-2006 20:33:45	Bright	33.500	68	18Alp Cas	2.2250	4500.0	67	21711	No
297	GOM_NL__2PRFIN20060425_204237_000000402047_00114_21711_9361.N1	25-APR-2006 20:42:37	Bright	39.500	93	53Bet Peg	2.5200	3100.0	79	21711	No
298	GOM_NL__2PRFIN20060425_204625_000000402047_00114_21711_9362.N1	25-APR-2006 20:46:25	Tw_i_and_stray	39.500	90	54Alp Peg	2.4870	11000.	79	21711	No
299	GOM_NL__2PRFIN20060425_205902_000000442047_00114_21711_9363.N1	25-APR-2006 20:59:02	Dark	44.000	18	24Alp PsA	1.1660	9700.0	88	21711	No
300	GOM_NL__2PRFIN20060425_210258_000000422047_00114_21711_9364.N1	25-APR-2006 21:02:58	Dark	42.000	172	Gam Gru	3.0030	13100.	84	21711	No
301	GOM_NL__2PRFIN20060425_210442_000000422047_00114_21711_9365.N1	25-APR-2006 21:04:42	Dark	42.000	31	Alp Gru	1.7340	15200.	84	21711	No
302	GOM_NL__2PRFIN20060425_210734_000000382047_00114_21711_9366.N1	25-APR-2006 21:07:34	Dark	38.000	148	Alp Tuc	2.8780	4100.0	76	21711	No
303	GOM_NL__2PRFIN20060425_211003_000000412047_00115_21712_9342.N1	25-APR-2006 21:10:03	Dark	40.500	45	Alp Pav	1.9400	26000.	81	21712	No
304	GOM_NL__2PRFIN20060425_211659_000000402047_00115_21712_9343.N1	25-APR-2006 21:16:59	Dark	39.500	43	Alp TrA	1.9100	4250.0	79	21712	No
305	GOM_NL__2PRFIN20060425_211909_000000402047_00115_21712_9344.N1	25-APR-2006 21:19:09	Straylight	39.500	134	Bet TrA	2.8100	6600.0	79	21712	No
306	GOM_NL__2PRFIN20060425_212120_000000452047_00115_21712_9345.N1	25-APR-2006 21:21:20	Straylight	44.500	4	Alp1Cen	-0.010000	5800.0	89	21712	No
307	GOM_NL__2PRFIN20060425_212441_000000432047_00115_21712_9346.N1	25-APR-2006 21:24:41	Straylight	42.500	78	Alp Lup	2.3040	28000.	85	21712	No
308	GOM_NL__2PRFIN20060425_212615_000000432047_00115_21712_9347.N1	25-APR-2006 21:26:15	Straylight	42.500	81	Eta Cen	2.3560	28000.	85	21712	No
309	GOM_NL__2PRFIN20060425_212825_000000432047_00115_21712_9348.N1	25-APR-2006 21:28:25	Straylight	43.000	54	5The Cen	2.0550	4500.0	86	21712	No
310	GOM_NL__2PRFIN20060425_213249_000000372047_00115_21712_9349.N1	25-APR-2006 21:32:49	Tw_i_and_stray	36.500	169	46Gam Hya	2.9910	4700.0	73	21712	No
311	GOM_NL__2PRFIN20060425_213613_000000402047_00115_21712_9350.N1	25-APR-2006 21:36:13	Bright	40.000	15	67Alp Vir	0.97600	28000.	80	21712	No
312	GOM_NL__2PRFIN20060425_213915_000000362047_00115_21712_9351.N1	25-APR-2006 21:39:15	Bright	35.500	121	29Gam Vir	2.7400	7200.0	71	21712	No
313	GOM_NL__2PRFIN20060425_214242_000000362047_00115_21712_9352.N1	25-APR-2006 21:42:42	Bright	36.000	138	47Eps Vir	2.8280	4700.0	72	21712	No
314	GOM_NL__2PRFIN20060425_215033_000000352047_00115_21712_9353.N1	25-APR-2006 21:50:33	Bright	35.000	152	12Alp2CVn	2.8900	11000.	70	21712	No
315	GOM_NL__2PRFIN20060425_215453_000000372047_00115_21712_9354.N1	25-APR-2006 21:54:53	Bright	36.500	87	64Gam UMa	2.4330	11000.	73	21712	No
316	GOM_NL__2PRFIN20060425_215607_000000352047_00115_21712_9355.N1	25-APR-2006 21:56:07	Bright	34.500	82	48Bet UMa	2.3650	10600.	69	21712	No
317	GOM_NL__2PRFIN20060425_215729_000000382047_00115_21712_9356.N1	25-APR-2006 21:57:29	Bright	37.500	36	50Alp UMa	1.8000	6300.0	75	21712	No
318	GOM_NL__2PRFIN20060425_220145_000000422047_00115_21712_9357.N1	25-APR-2006 22:01:45	Bright	41.500	60	7Bet UMi	2.0810	3950.0	83	21712	No
319	GOM_NL__2PRFIN20060425_220513_000000362047_00115_21712_9358.N1	25-APR-2006 22:05:13	Bright	35.500	49	1Alp UMi	1.9900	6300.0	71	21712	No
320	GOM_NL__2PRFIN20060425_221254_000000342047_00115_21712_9359.N1	25-APR-2006 22:12:54	Bright	34.000	110	37Del Cas	2.6780	8900.0	68	21712	No
321	GOM_NL__2PRFIN20060425_221421_000000352047_00115_21712_9360.N1	25-APR-2006 22:14:21	Bright	34.500	68	18Alp Cas	2.2250	4500.0	69	21712	No
322	GOM_NL__2PRFIN20060425_222313_000000412047_00115_21712_9361.N1	25-APR-2006 22:23:13	Bright	41.000	93	53Bet Peg	2.5200	3100.0	82	21712	No
323	GOM_NL__2PRFIN20060425_222701_000000432047_00115_21712_9362.N1	25-APR-2006 22:27:01	Tw_i_and_stray	43.000	90	54Alp Peg	2.4870	11000.	86	21712	No
324	GOM_NL__2PRFIN20060425_223938_000000472047_00115_21712_9363.N1	25-APR-2006 22:39:38	Dark	46.500	18	24Alp PsA	1.1660	9700.0	93	21712	No
325	GOM_NL__2PRFIN20060425_224335_000000422047_00115_21712_9364.N1	25-APR-2006 22:43:35	Dark	41.500	172	Gam Gru	3.0030	13100.	83	21712	No
326	GOM_NL__2PRFIN20060425_224519_000000422047_00115_21712_9365.N1	25-APR-2006 22:45:19	Dark	42.000	31	Alp Gru	1.7340	15200.	84	21712	No
327	GOM_NL__2PRFIN20060425_224810_000000402047_00115_21712_9366.N1	25-APR-2006 22:48:10	Dark	40.000	148	Alp Tuc	2.8780	4100.0	80	21712	No
328	GOM_NL__2PRFIN20060425_225039_000000412047_00116_21713_9342.N1	25-APR-2006 22:50:39	Dark	40.500	45	Alp Pav	1.9400	26000.	81	21713	No
329	GOM_NL__2PRFIN20060425_225735_000000402047_00116_21713_9343.N1	25-APR-2006 22:57:35	Dark	40.000	43	Alp TrA	1.9100	4250.0	80	21713	No
330	GOM_NL__2PRFIN20060425_225946_000000372047_00116_21713_9344.N1	25-APR-2006 22:59:46	Straylight	37.000	134	Bet TrA	2.8100	6600.0	74	21713	No
331	GOM_NL__2PRFIN20060425_230156_000000532047_00116_21713_9345.N1	25-APR-2006 23:01:56	Straylight	53.000	4	Alp1Cen	-0.010000	5800.0	106	21713	No
332	GOM_NL__2PRFIN20060425_230517_000000412047_00116_21713_9346.N1	25-APR-2006 23:05:17	Straylight	40.500	78	Alp Lup	2.3040	28000.	81	21713	No
333	GOM_NL__2PRFIN20060425_230651_000000432047_00116_21713_9347.N1	25-APR-2006 23:06:51	Straylight	43.000	81	Eta Cen	2.3560	28000.	86	21713	No
334	GOM_NL__2PRFIN20060425_230901_000000452047_00116_21713_9348.N1	25-APR-2006 23:09:01	Straylight	44.500	54	5The Cen	2.0550	4500.0	89	21713	No
335	GOM_NL__2PRFIN20060425_231325_000000402047_00116_21713_9349.N1	25-APR-2006 23:13:25	Tw_i_and_stray	40.000	169	46Gam Hya	2.9910	4700.0	80	21713	No
336	GOM_NL__2PRFIN20060425_231649_000000402047_00116_21713_9350.N1	25-APR-2006 23:16:49	Bright	40.000	15	67Alp Vir	0.97600	28000.	80	21713	No
337	GOM_NL__2PRFIN20060425_231951_000000362047_00116_21713_9351.N1	25-APR-2006 23:19:51	Bright	36.000	121	29Gam Vir	2.7400	7200.0	72	21713	No

338	GOM_NL__2PRFIN20060425_232318_000000362047_00116_21713_9352.N1	25-APR-2006 23:23:18	Bright	36.000	138	47Eps Vir	2.8280	4700.0	72	21713	No
339	GOM_NL__2PRFIN20060425_233529_000000352047_00116_21713_9353.N1	25-APR-2006 23:35:29	Bright	35.000	87	64Gam UMa	2.4330	11000.	70	21713	No
340	GOM_NL__2PRFIN20060425_233643_000000362047_00116_21713_9354.N1	25-APR-2006 23:36:43	Bright	35.500	82	48Bet UMa	2.3650	10600.	71	21713	No
341	GOM_NL__2PRFIN20060425_233805_000000372047_00116_21713_9355.N1	25-APR-2006 23:38:05	Bright	36.500	36	50Alp UMa	1.8000	6300.0	73	21713	No
342	GOM_NL__2PRFIN20060425_234221_000000392047_00116_21713_9356.N1	25-APR-2006 23:42:21	Bright	38.500	60	7Bet UMi	2.0810	3950.0	77	21713	No
343	GOM_NL__2PRFIN20060425_234549_000000362047_00116_21713_9357.N1	25-APR-2006 23:45:49	Bright	35.500	49	1Alp UMi	1.9900	6300.0	71	21713	No
344	GOM_NL__2PRFIN20060425_235330_000000492047_00116_21713_9358.N1	25-APR-2006 23:53:30	Bright	49.000	110	37Del Cas	2.6780	8900.0	98	21713	No
345	GOM_NL__2PRFIN20060425_235457_000000362047_00116_21713_9359.N1	25-APR-2006 23:54:57	Bright	36.000	68	18Alp Cas	2.2250	4500.0	72	21713	No

3. Quality information per product

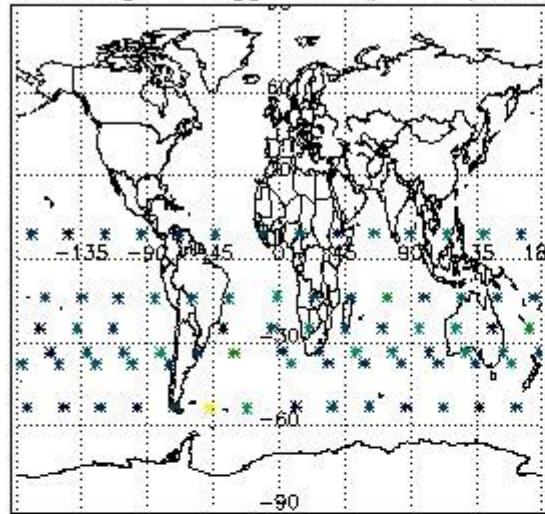
In this section it is plotted some information contained in the Quality Summary data set of the level 2 products. Only products in dark limb conditions and without errors (error flag in the MPH set to "0") are used.

3.1 Plot quality information per product (time dependant)

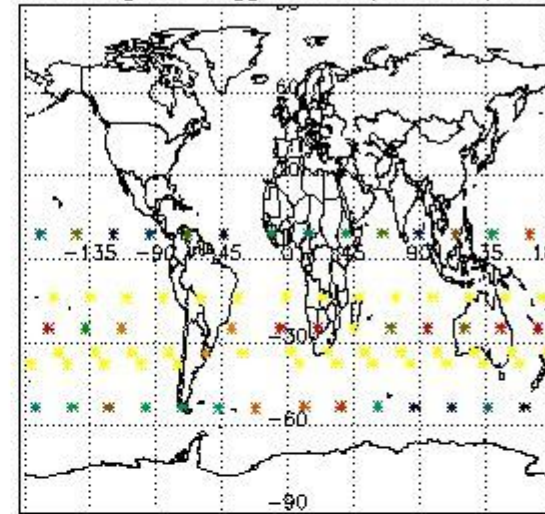


3.2 Plot quality information per product (world map)

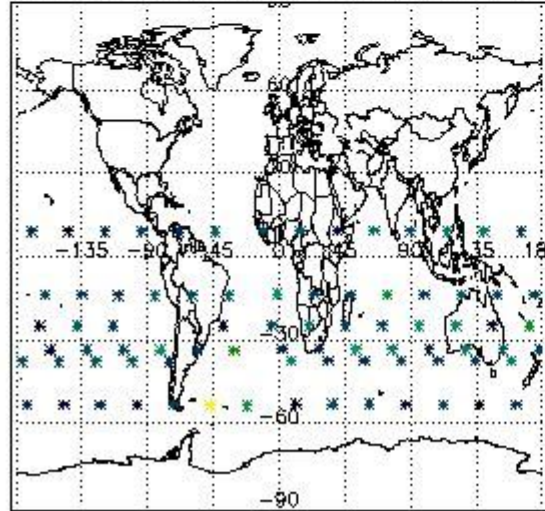
Percentage of flagged data per O3 profile



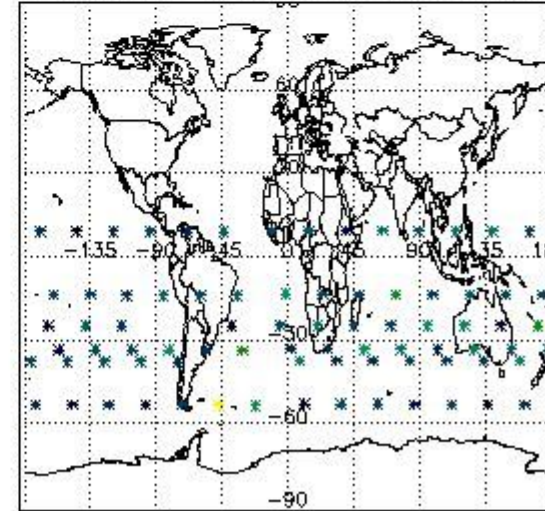
Percentage of flagged data per H2O profile



Percentage of flagged data per NO2 profile



Percentage of flagged data per NO3 profile

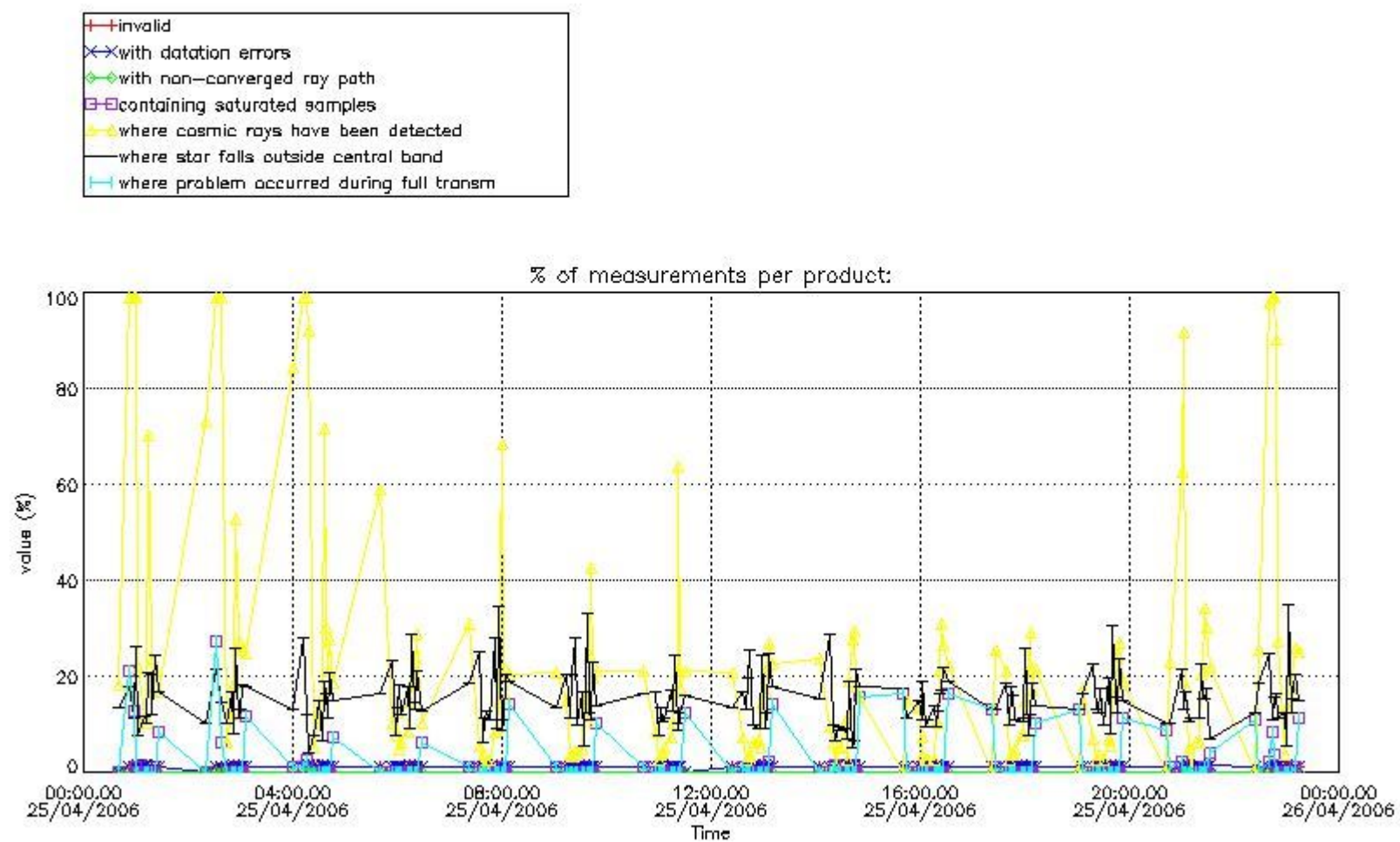


4. Level 1 quality information per product

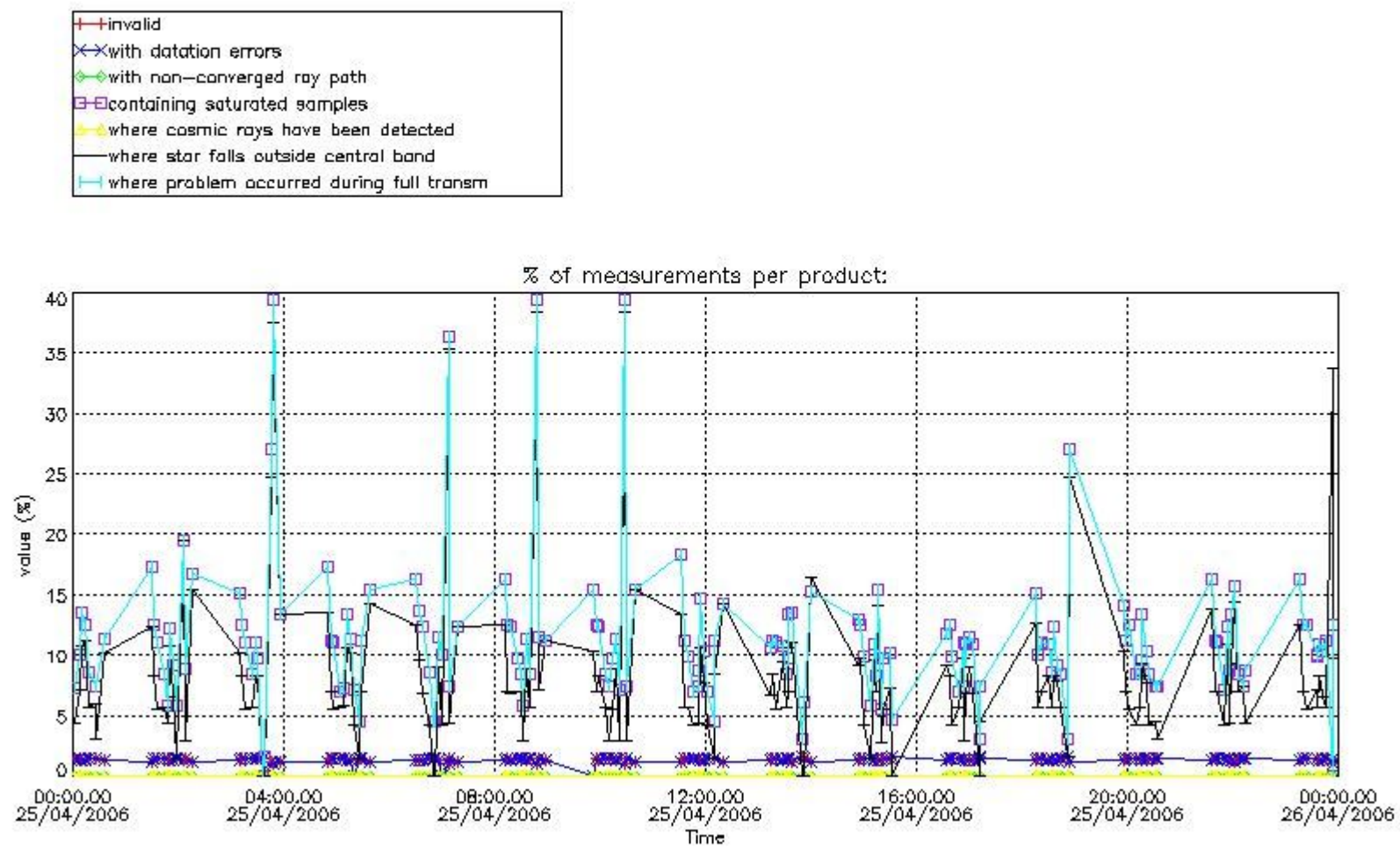
In this section it is plotted some information contained in the Quality Summary data set of the level 2 products that comes from the level 1b processing. Products without errors (error flag in the MPH set to "0") are used.

4.1 Plot quality information per product (time dependant) coming from level 1b processing

4.1.1 Plot level 1 quality information per product (time dependant): ENVISAT ASCENDING passes

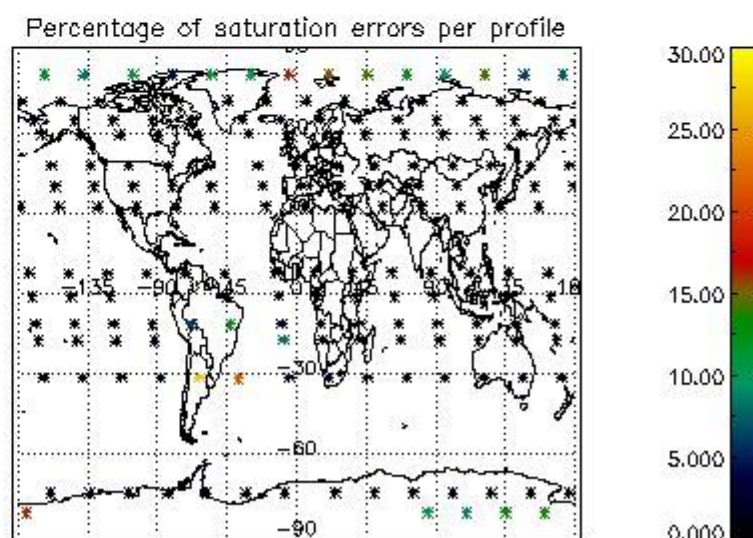
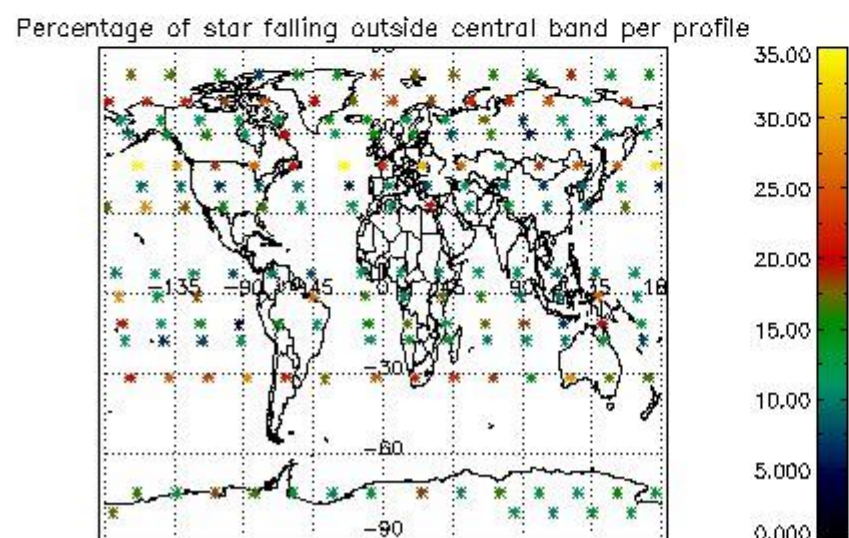
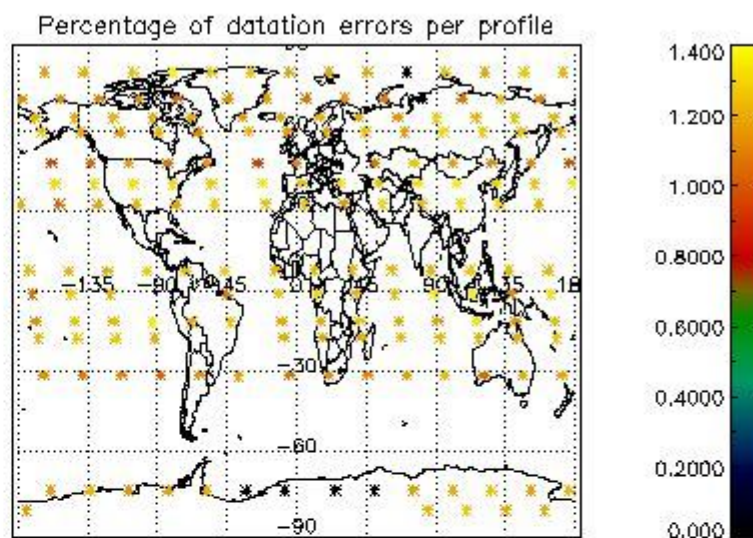
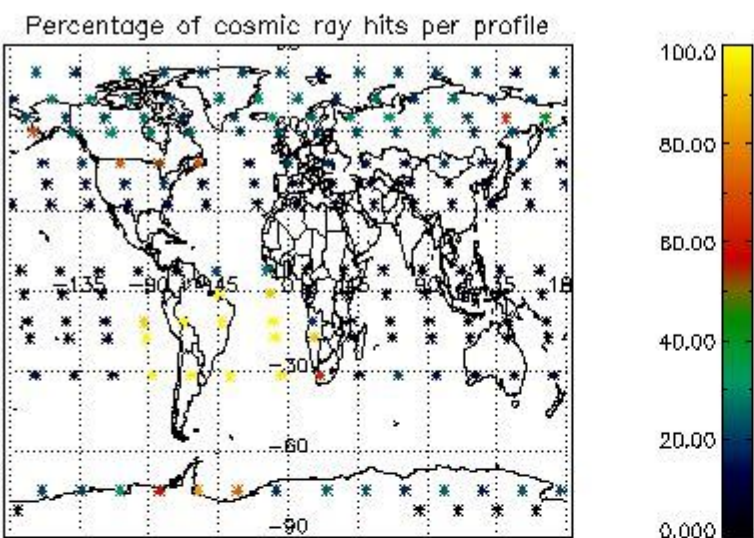


4.1.2 Plot level 1 quality information per product (time dependant): ENVI SAT DESCENDING passes

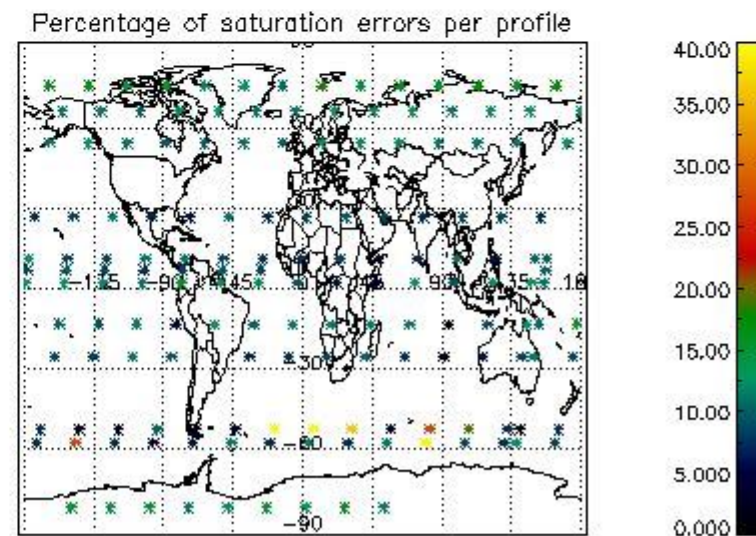
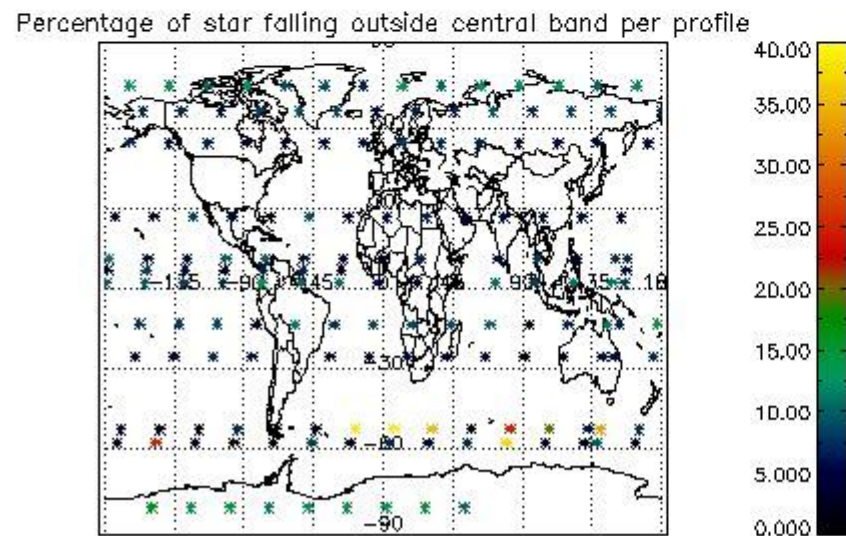
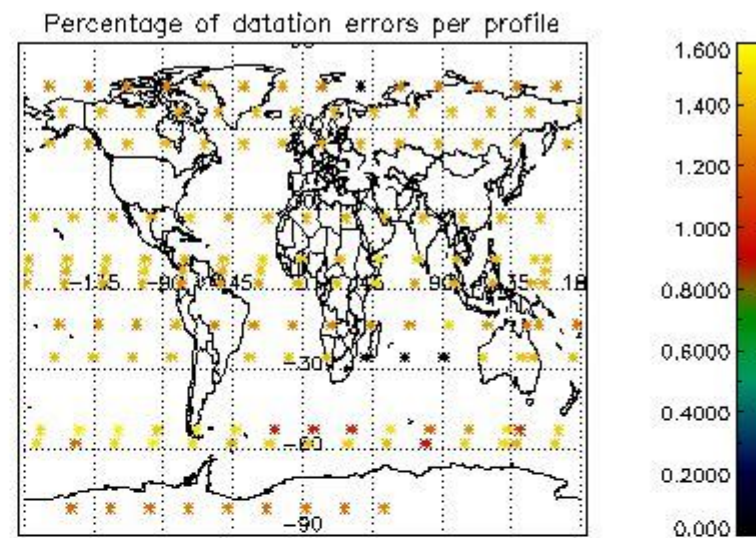
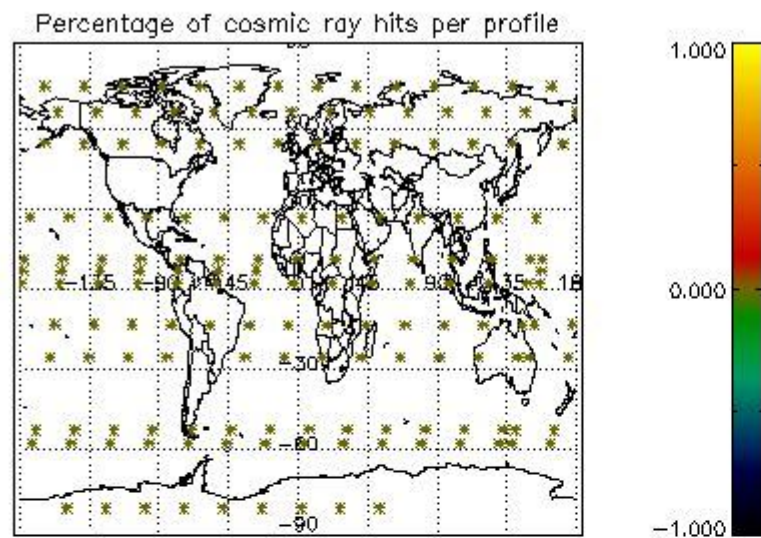


4.2 Plot quality information per product coming from level 1b processing (world map)

4.2.1 Plot level 1 quality information per product (world map): ENVISAT ASCENDING passes



4.2.2 Plot level 1 quality information per product (world map): ENVISAT DESCENDING passes



5. Trace gas profiles

5.1 Ozone statistics based on quality of products

The final quality of the products can be "measured" using the STD (Standard Deviation) attached to every point profile. This information is written to the parameter GOM_NL__2P/NL_LOCAL_SPECIES_DENSITY/o3_std of the level 2 products. The table below shows the statistics for given STD ranges.

The statistics are given with respect to the overall valid production:

- Products without fatal errors: GOM_NL__2P/MPH/PRODUCT_ERR=0
- Valid point profile: GOM_NL__2P/NL_LOCAL_SPECIES_DENSITY/pcd(0)=0

The 'Criteria' is applied to valid points of dark limb products:

- Products in dark limb illumination condition: GOM_NL__2P/NL_SUMMARY_QUALITY/obs_ill_cond=0
- Products without fatal errors: GOM_NL__2P/MPH/PRODUCT_ERR=0
- Valid point profile: GOM_NL__2P/NL_LOCAL_SPECIES_DENSITY/pcd(0)=0

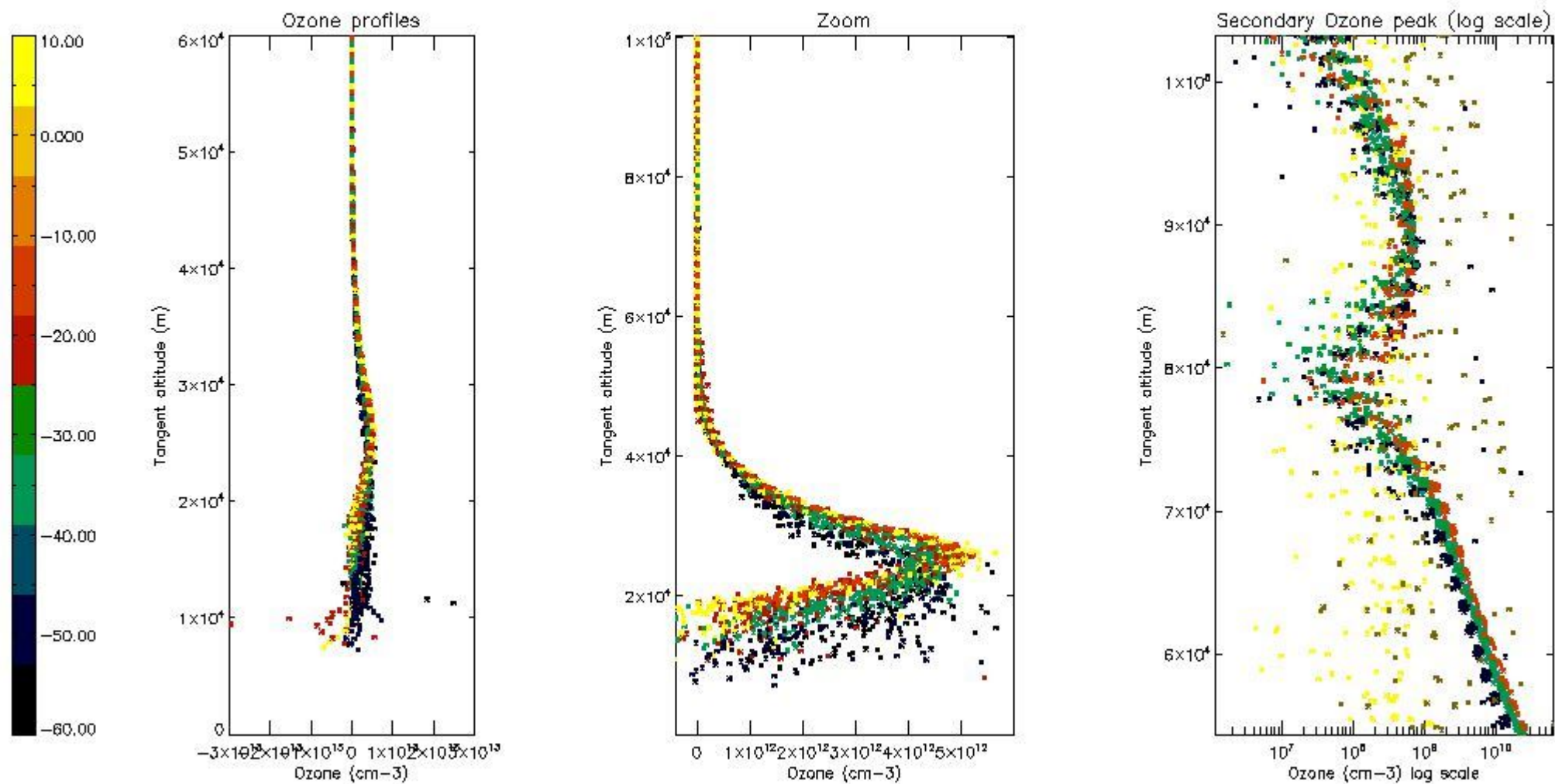
So, the table below shows the percentage of dark limb and valid observations for each criteria with respect to the overall valid daily observations.

Criteria	% of total production
All STD	25
STD < 20	13

STD < 10	11
STD < 5	7

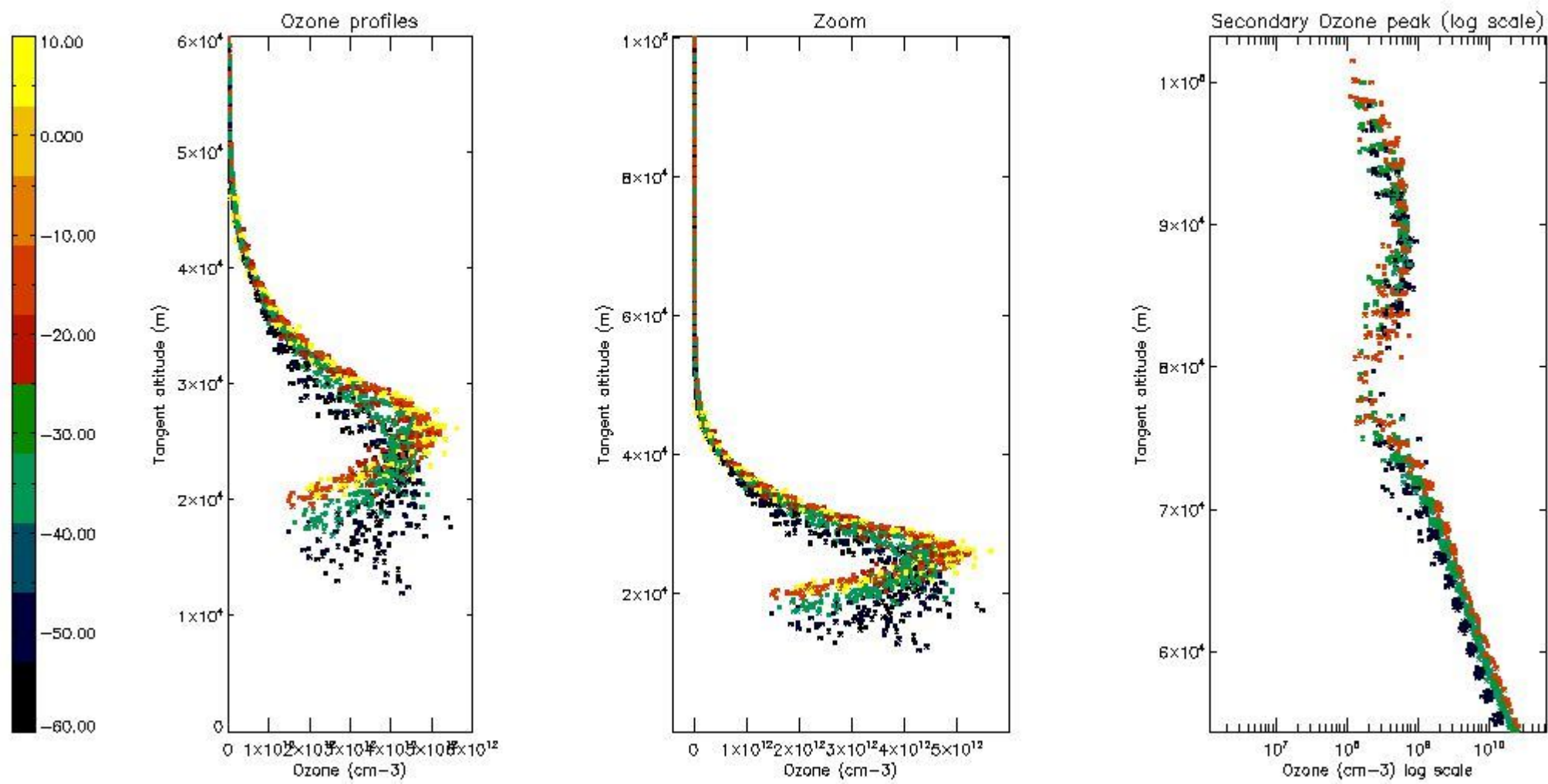
5.2 Plot ozone profiles for all STD (dark without errors)

The colorbar represents the latitude.



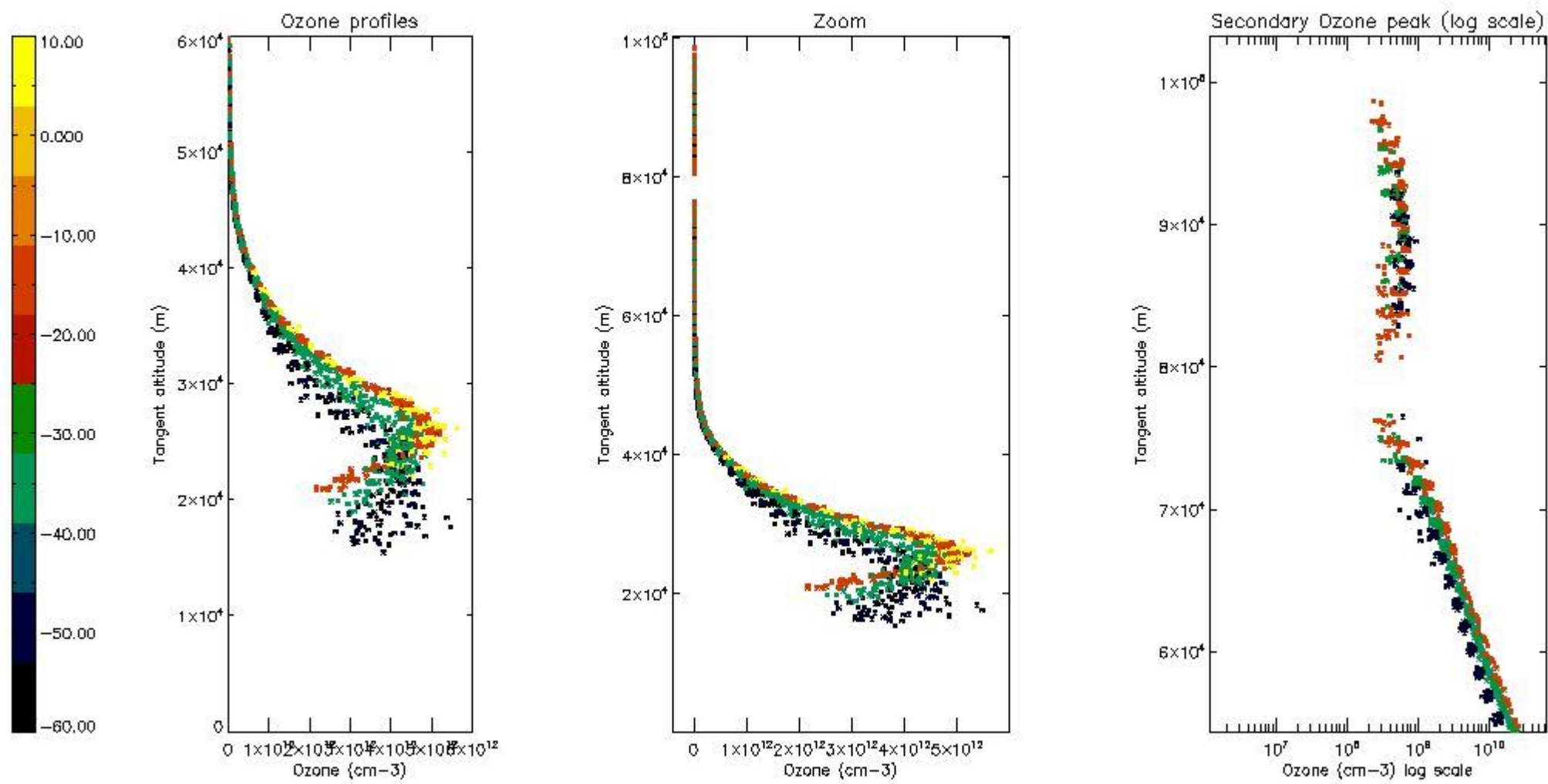
5.3 Plot ozone profiles where STD < 20% (dark without errors)

The colorbar represents the latitude.



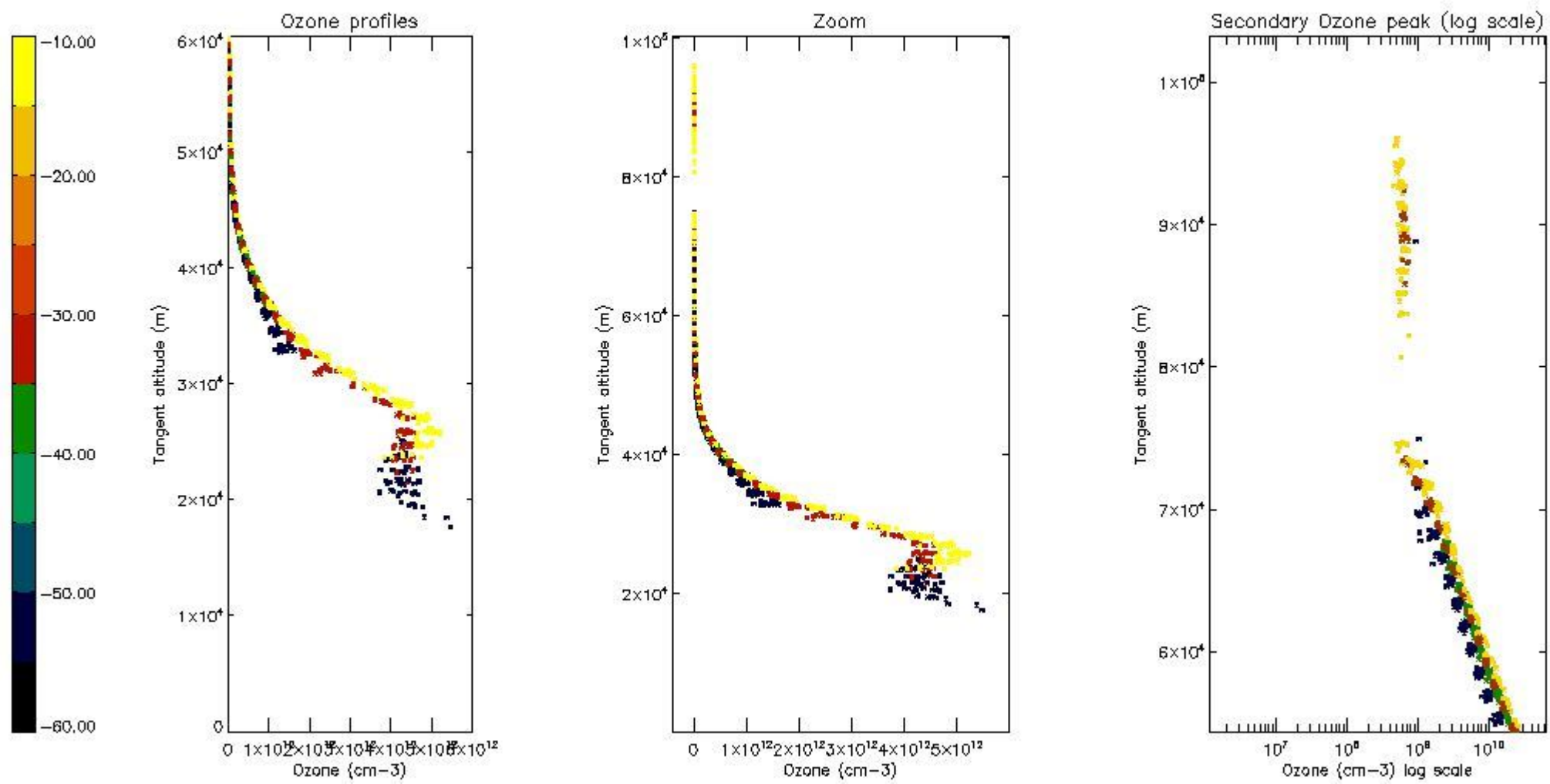
5.4 Plot ozone profiles where STD < 10% (dark without errors)

The colorbar represents the latitude.



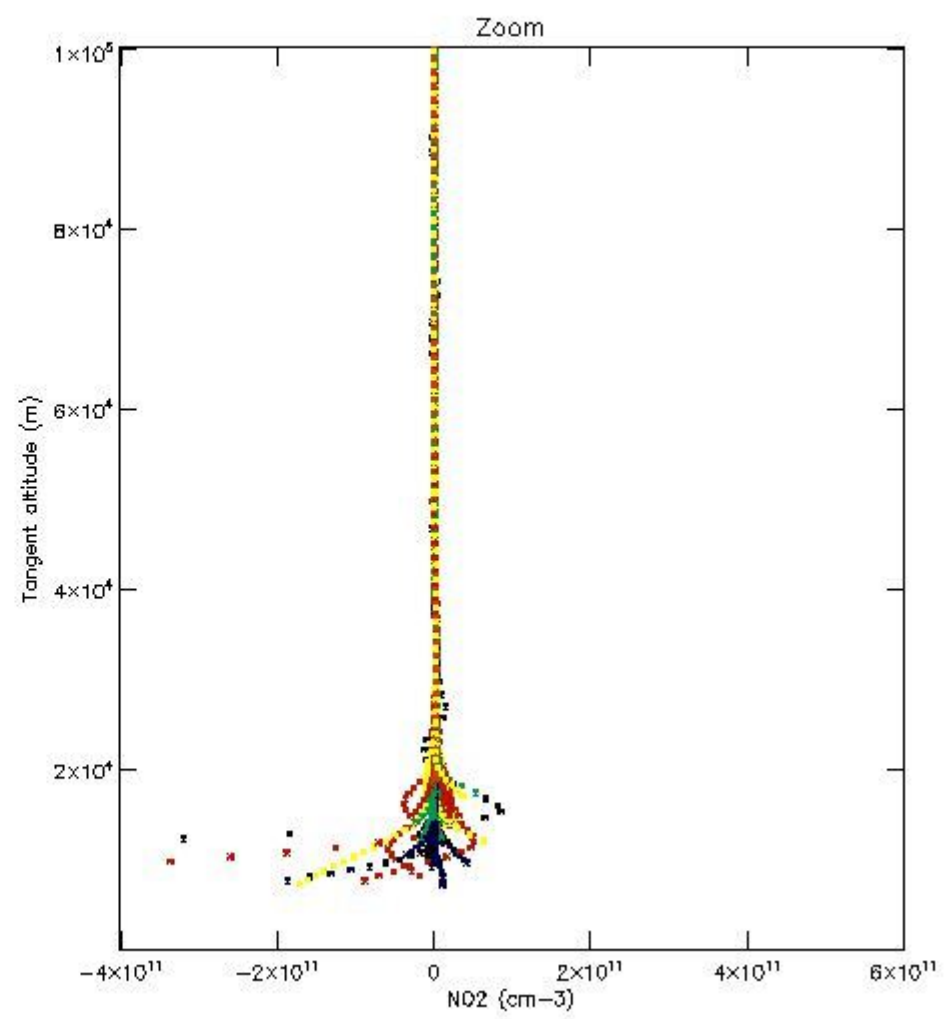
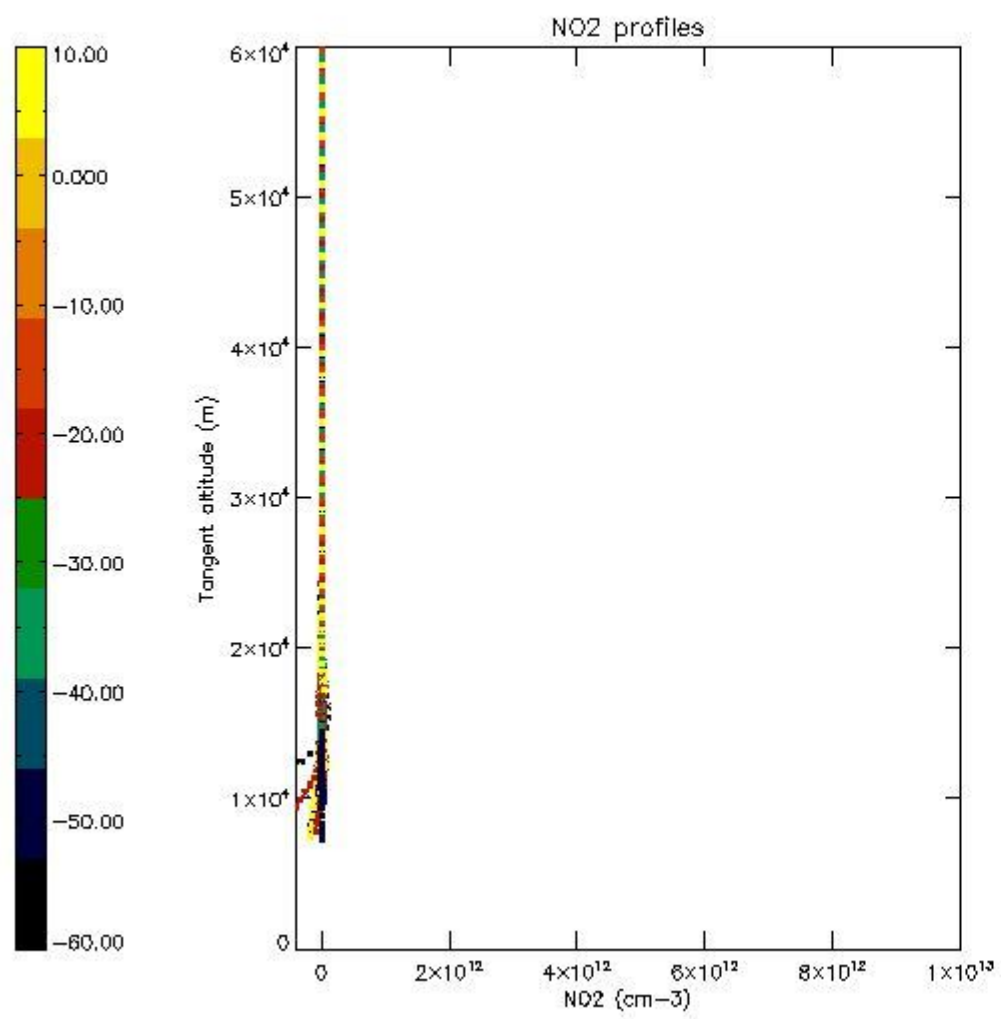
5.5 Plot ozone profiles where STD < 5% (dark without errors)

The colorbar represents the latitude.



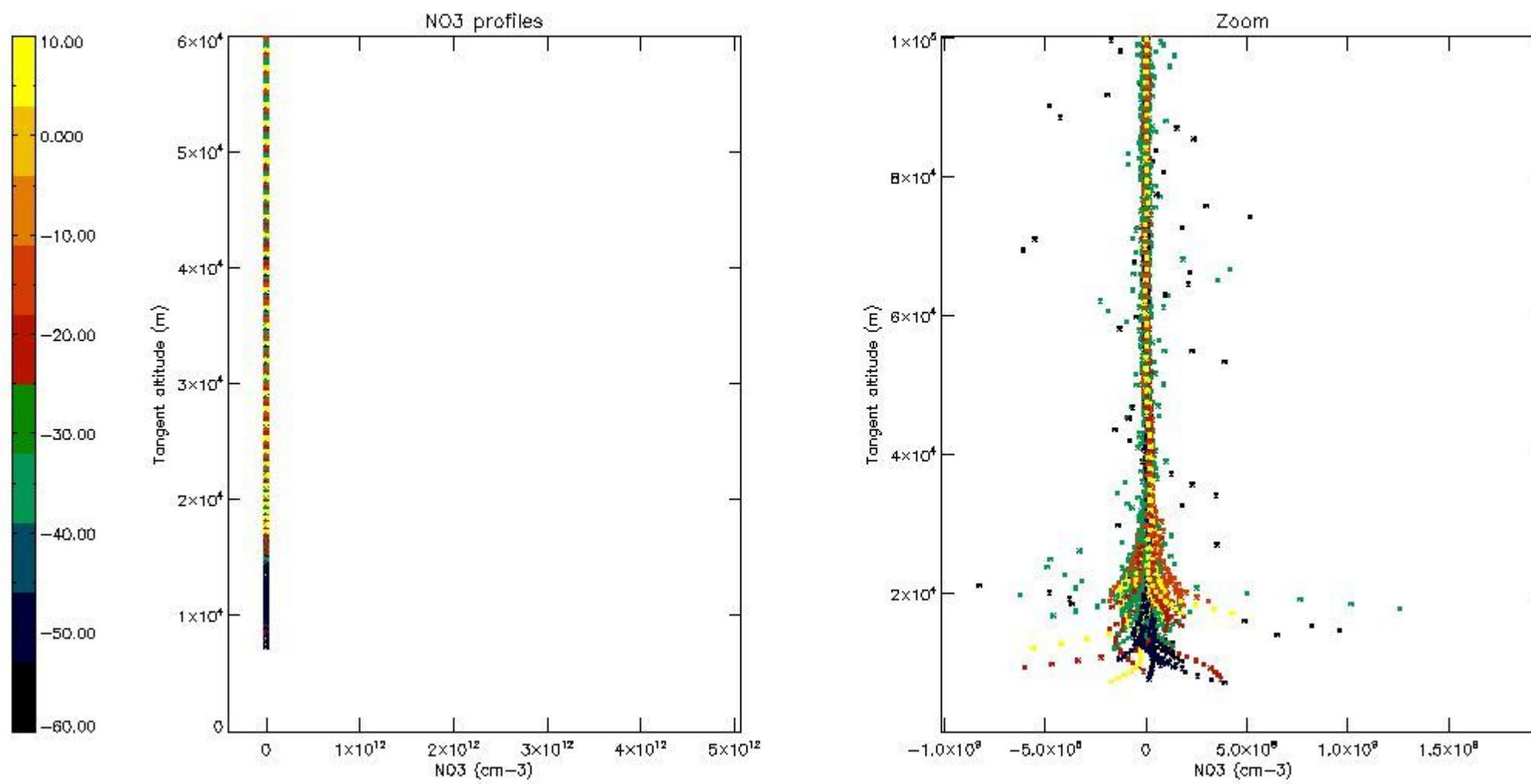
5.6 Plot NO₂ profiles for all STD (dark without errors)

The colorbar represents the latitude.



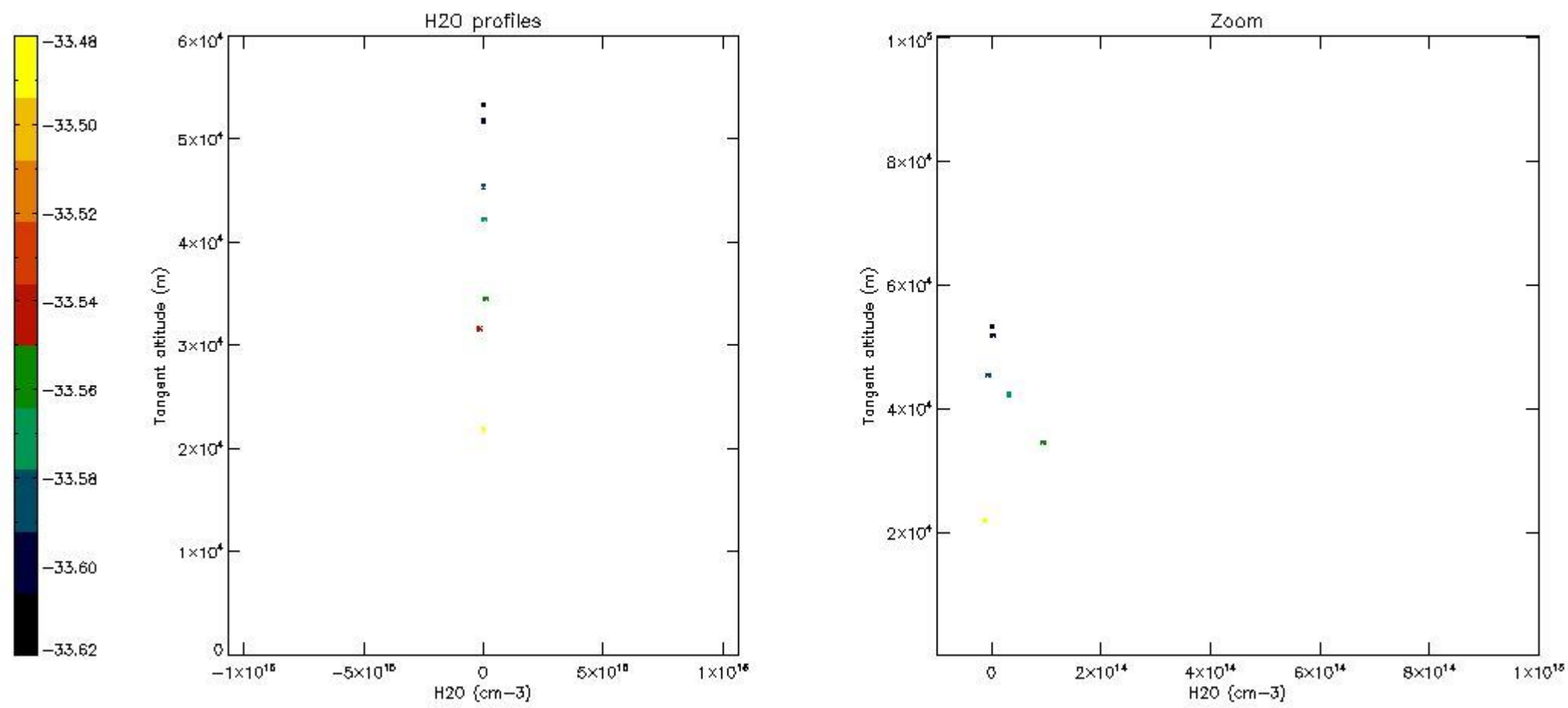
5.7 Plot NO3 profiles for all STD (dark without errors)

The colorbar represents the latitude.



5.8 Plot H2O profiles for all STD (only for occultations of stars 1,2,3,4,13,14,16,26,63 dark without errors)

The colorbar represents the latitude.



6. Auxiliary Data Files used for the production reported in section 2

The number reported in the third column indicates since which file (see list in section 2) the corresponding auxiliary file has been used. The fourth column is the date of those product files.

Type	Auxiliary Filename	Used since product	Used since product date
INST_PHYS_CHARACTERISTICS	GOM_INS_AXVIEC20091111_143220_20030716_120000_20500101_000000	1	25-APR-2006 00:02:47
LEVEL-2_PROC_CONFIG	GOM_PR2_AXVIEC20091111_152718_20020301_000000_20500101_000000	1	25-APR-2006 00:02:47
CROSS_SECTIONS_FILE	GOM_CRS_AXVIEC20091111_154832_20020301_000000_20500101_000000	1	25-APR-2006 00:02:47

GOMOS Level 2 Daily Report

SUMMARY

[1. General Info](#)

[2. Summary of processed GOM_NL_2P products](#)

[3. Level 2 Quality information per product](#)

[3.1 Plot of level 2 quality information per product \(time dependant\)](#)

[3.2 Plot of level 2 quality information per product \(world map\)](#)

[4. Level 1 Quality information per product \(stored on level 2 products\)](#)

[4.1 Plot of level 1 quality information per product \(time dependant\)](#)

[4.1.1 Plot of level 1 quality information per product \(time dependant\): ASCENDING](#)

[4.1.2 Plot of level 1 quality information per product \(time dependant\): DESCENDING](#)

[4.2 Plot of level 1 quality information per product \(world map\)](#)

[4.2.1 Plot of level 1 quality information per product \(world map\): ASCENDING](#)

[4.2.2 Plot of level 1 quality information per product \(world map\): DESCENDING](#)

[5. Ozone profiles based on quality statistics and other trace gas profiles](#)

[5.1 Ozone statistics based on quality of products](#)

[5.2 Plot ozone profiles for all STD \(dark without errors\)](#)

[5.3 Plot ozone profiles where STD < 20% \(dark without errors\)](#)

[5.4. Plot ozone profiles where STD < 10% \(dark without errors\)](#)

[5.5. Plot ozone profiles where STD < 5% \(dark without errors\)](#)

[5.6 Plot NO2 profiles for all STD \(dark without errors\)](#)

[5.7 Plot NO3 profiles for all STD \(dark without errors\)](#)

[5.8 Plot H2O profiles \(only for occultations of stars 1,2,3,4,13,14,16,26,63 dark without errors\) for all STD](#)

[6. Auxiliary Data Files used for the production reported in section 2](#)

This report presents the daily analysis on parameters extracted from GOMOS level 2 data (GOM_NL__2P). It is intended to monitor some important parameters that will impact the quality of these products. A list of level 2 products (and content) that have arrived during the reporting day to the PCF is also given.

Item	Value
Time of report generation	23APR2013 19:17:10
Data source version	GOMOS/6.01
Start time of products	25-04-2006 (25APR2006 00:00:00)
Stop time of products	26-04-2006 (26APR2006 00:00:00)
Store outputs in DB	Yes
Nb of level 2 prods	345
Nb of prods with errors	0

2. Summary of processed GOM_NL__2P products.

Nr	Filename	UTC Start time	Limb	Duration	Star Id	Star Name	Star Mag	Star Temp	Nb Meas	Orbit	Prod. error
1	GOM_NL__2PRFIN20060425_000247_000000352047_00102_21699_9327.N1	25-APR-2006 00:02:47	Bright	34.500	152	12Alp2CVn	2.8900	11000.	69	21699	No
2	GOM_NL__2PRFIN20060425_000705_000000352047_00102_21699_9328.N1	25-APR-2006 00:07:05	Bright	35.000	87	64Gam UMa	2.4330	11000.	70	21699	No
3	GOM_NL__2PRFIN20060425_000940_000000372047_00102_21699_9329.N1	25-APR-2006 00:09:40	Bright	37.000	36	50Alp UMa	1.8000	6300.0	74	21699	No
4	GOM_NL__2PRFIN20060425_001401_000000402047_00102_21699_9330.N1	25-APR-2006 00:14:01	Bright	40.000	60	7Bet UMi	2.0810	3950.0	80	21699	No
5	GOM_NL__2PRFIN20060425_001726_000000352047_00102_21699_9331.N1	25-APR-2006 00:17:26	Bright	35.000	49	1Alp UMi	1.9900	6300.0	70	21699	No
6	GOM_NL__2PRFIN20060425_002505_000000342047_00102_21699_9332.N1	25-APR-2006 00:25:05	Bright	33.500	110	37Del Cas	2.6780	8900.0	67	21699	No
7	GOM_NL__2PRFIN20060425_002632_000000342047_00102_21699_9333.N1	25-APR-2006 00:26:32	Bright	33.500	68	18Alp Cas	2.2250	4500.0	67	21699	No
8	GOM_NL__2PRFIN20060425_003524_000000402047_00102_21699_9334.N1	25-APR-2006 00:35:24	Bright	39.500	93	53Bet Peg	2.5200	3100.0	79	21699	No
9	GOM_NL__2PRFIN20060425_003911_000000412047_00102_21699_9335.N1	25-APR-2006 00:39:11	Twilight	41.000	90	54Alp Peg	2.4870	11000.	82	21699	No
10	GOM_NL__2PRFIN20060425_005146_000000432047_00102_21699_9336.N1	25-APR-2006 00:51:46	Dark	42.500	18	24Alp PsA	1.1660	9700.0	85	21699	No
11	GOM_NL__2PRFIN20060425_005725_000000402047_00102_21699_9337.N1	25-APR-2006 00:57:25	Dark	39.500	31	Alp Gru	1.7340	15200.	79	21699	No
12	GOM_NL__2PRFIN20060425_010019_000000462047_00102_21699_9338.N1	25-APR-2006 01:00:19	Dark	46.000	148	Alp Tuc	2.8780	4100.0	92	21699	No
13	GOM_NL__2PRFIN20060425_010244_000000392047_00103_21700_9316.N1	25-APR-2006 01:02:44	Dark	39.000	45	Alp Pav	1.9400	26000.	78	21700	No
14	GOM_NL__2PRFIN20060425_010943_000000392047_00103_21700_9317.N1	25-APR-2006 01:09:43	Dark	39.000	43	Alp TrA	1.9100	4250.0	78	21700	No
15	GOM_NL__2PRFIN20060425_011153_000000392047_00103_21700_9318.N1	25-APR-2006 01:11:53	Straylight	39.000	134	Bet TrA	2.8100	6600.0	78	21700	No
16	GOM_NL__2PRFIN20060425_011405_000000442047_00103_21700_9319.N1	25-APR-2006 01:14:05	Straylight	43.500	4	Alp1Cen	-0.010000	5800.0	87	21700	No
17	GOM_NL__2PRFIN20060425_011725_000000452047_00103_21700_9320.N1	25-APR-2006 01:17:25	Straylight	44.500	78	Alp Lup	2.3040	28000.	89	21700	No
18	GOM_NL__2PRFIN20060425_011859_000000422047_00103_21700_9321.N1	25-APR-2006 01:18:59	Straylight	41.500	81	Eta Cen	2.3560	28000.	83	21700	No
19	GOM_NL__2PRFIN20060425_012111_000000482047_00103_21700_9322.N1	25-APR-2006 01:21:11	Straylight	47.500	54	5The Cen	2.0550	4500.0	95	21700	No
20	GOM_NL__2PRFIN20060425_012535_000000422047_00103_21700_9323.N1	25-APR-2006 01:25:35	Twilight	41.500	169	46Gam Hya	2.9910	4700.0	83	21700	No
21	GOM_NL__2PRFIN20060425_012900_000000412047_00103_21700_9324.N1	25-APR-2006 01:29:00	Bright	40.500	15	67Alp Vir	0.97600	28000.	81	21700	No
22	GOM_NL__2PRFIN20060425_013203_000000362047_00103_21700_9325.N1	25-APR-2006 01:32:03	Bright	36.000	121	29Gam Vir	2.7400	7200.0	72	21700	No
23	GOM_NL__2PRFIN20060425_013531_000000362047_00103_21700_9326.N1	25-APR-2006 01:35:31	Bright	36.000	138	47Eps Vir	2.8280	4700.0	72	21700	No
24	GOM_NL__2PRFIN20060425_014323_000000362047_00103_21700_9327.N1	25-APR-2006 01:43:23	Bright	35.500	152	12Alp2CVn	2.8900	11000.	71	21700	No
25	GOM_NL__2PRFIN20060425_014741_000000352047_00103_21700_9328.N1	25-APR-2006 01:47:41	Bright	34.500	87	64Gam UMa	2.4330	11000.	69	21700	No
26	GOM_NL__2PRFIN20060425_015016_000000372047_00103_21700_9329.N1	25-APR-2006 01:50:16	Bright	37.000	36	50Alp UMa	1.8000	6300.0	74	21700	No
27	GOM_NL__2PRFIN20060425_015436_000000382047_00103_21700_9330.N1	25-APR-2006 01:54:36	Bright	38.000	60	7Bet UMi	2.0810	3950.0	76	21700	No
28	GOM_NL__2PRFIN20060425_015802_000000342047_00103_21700_9331.N1	25-APR-2006 01:58:02	Bright	34.000	49	1Alp UMi	1.9900	6300.0	68	21700	No
29	GOM_NL__2PRFIN20060425_020541_000000392047_00103_21700_9332.N1	25-APR-2006 02:05:41	Bright	38.500	110	37Del Cas	2.6780	8900.0	77	21700	No
30	GOM_NL__2PRFIN20060425_020708_000000342047_00103_21700_9333.N1	25-APR-2006 02:07:08	Bright	34.000	68	18Alp Cas	2.2250	4500.0	68	21700	No
31	GOM_NL__2PRFIN20060425_021600_000000422047_00103_21700_9334.N1	25-APR-2006 02:16:00	Bright	42.000	93	53Bet Peg	2.5200	3100.0	84	21700	No
32	GOM_NL__2PRFIN20060425_021947_000000392047_00103_21700_9335.N1	25-APR-2006 02:19:47	Twilight	39.000	90	54Alp Peg	2.4870	11000.	78	21700	No
33	GOM_NL__2PRFIN20060425_023222_000000442047_00103_21700_9336.N1	25-APR-2006 02:32:22	Dark	44.000	18	24Alp PsA	1.1660	9700.0	88	21700	No
34	GOM_NL__2PRFIN20060425_023802_000000412047_00103_21700_9337.N1	25-APR-2006 02:38:02	Dark	41.000	31	Alp Gru	1.7340	15200.	82	21700	No
35	GOM_NL__2PRFIN20060425_024321_000000402047_00104_21701_9316.N1	25-APR-2006 02:43:21	Dark	40.000	45	Alp Pav	1.9400	26000.	80	21701	No
36	GOM_NL__2PRFIN20060425_025019_000000422047_00104_21701_9317.N1	25-APR-2006 02:50:19	Dark	42.000	43	Alp TrA	1.9100	4250.0	84	21701	No
37	GOM_NL__2PRFIN20060425_025229_000000382047_00104_21701_9318.N1	25-APR-2006 02:52:29	Straylight	38.000	134	Bet TrA	2.8100	6600.0	76	21701	No
38	GOM_NL__2PRFIN20060425_025441_000000472047_00104_21701_9319.N1	25-APR-2006 02:54:41	Straylight	46.500	4	Alp1Cen	-0.010000	5800.0	93	21701	No
39	GOM_NL__2PRFIN20060425_025802_000000412047_00104_21701_9320.N1	25-APR-2006 02:58:02	Straylight	40.500	78	Alp Lup	2.3040	28000.	81	21701	No
40	GOM_NL__2PRFIN20060425_025935_000000422047_00104_21701_9321.N1	25-APR-2006 02:59:35	Straylight	41.500	81	Eta Cen	2.3560	28000.	83	21701	No
41	GOM_NL__2PRFIN20060425_030147_000000442047_00104_21701_9322.N1	25-APR-2006 03:01:47	Straylight	44.000	54	5The Cen	2.0550	4500.0	88	21701	No
42	GOM_NL__2PRFIN20060425_030612_000000432047_00104_21701_9323.N1	25-APR-2006 03:06:12	Twilight	42.500	169	46Gam Hya	2.9910	4700.0	85	21701	No

43	GOM_NL__2PRFIN20060425_030936_000000402047_00104_21701_9324.N1	25-APR-2006 03:09:36	Bright	39.500	15	67Alp Vir	0.97600	28000.	79	21701	No
44	GOM_NL__2PRFIN20060425_031239_000000362047_00104_21701_9325.N1	25-APR-2006 03:12:39	Bright	36.000	121	29Gam Vir	2.7400	7200.0	72	21701	No
45	GOM_NL__2PRFIN20060425_031607_000000362047_00104_21701_9326.N1	25-APR-2006 03:16:07	Bright	36.000	138	47Eps Vir	2.8280	4700.0	72	21701	No
46	GOM_NL__2PRFIN20060425_032359_000000362047_00104_21701_9327.N1	25-APR-2006 03:23:59	Bright	35.500	152	12Alp2CVn	2.8900	11000.	71	21701	No
47	GOM_NL__2PRFIN20060425_032817_000000362047_00104_21701_9328.N1	25-APR-2006 03:28:17	Bright	36.000	87	64Gam UMa	2.4330	11000.	72	21701	No
48	GOM_NL__2PRFIN20060425_033052_000000362047_00104_21701_9329.N1	25-APR-2006 03:30:52	Bright	36.000	36	50Alp UMa	1.8000	6300.0	72	21701	No
49	GOM_NL__2PRFIN20060425_033512_000000342047_00104_21701_9330.N1	25-APR-2006 03:35:12	Bright	33.500	60	7Bet UMi	2.0810	3950.0	67	21701	No
50	GOM_NL__2PRFIN20060425_033838_000000322047_00104_21701_9331.N1	25-APR-2006 03:38:38	Bright	31.500	49	1Alp UMi	1.9900	6300.0	63	21701	No
51	GOM_NL__2PRFIN20060425_034617_000000432047_00104_21701_9332.N1	25-APR-2006 03:46:17	Bright	42.500	110	37Del Cas	2.6780	8900.0	85	21701	No
52	GOM_NL__2PRFIN20060425_034744_000000522047_00104_21701_9333.N1	25-APR-2006 03:47:44	Bright	52.000	68	18Alp Cas	2.2250	4500.0	104	21701	No
53	GOM_NL__2PRFIN20060425_035636_000000412047_00104_21701_9334.N1	25-APR-2006 03:56:36	Bright	41.000	93	53Bet Peg	2.5200	3100.0	82	21701	No
54	GOM_NL__2PRFIN20060425_040023_000000422047_00104_21701_9335.N1	25-APR-2006 04:00:23	Tw_i_and_stray	41.500	90	54Alp Peg	2.4870	11000.	83	21701	No
55	GOM_NL__2PRFIN20060425_041258_000000492047_00104_21701_9336.N1	25-APR-2006 04:12:58	Dark	48.500	18	24Alp PsA	1.1660	9700.0	97	21701	No
56	GOM_NL__2PRFIN20060425_041653_000000422047_00104_21701_9337.N1	25-APR-2006 04:16:53	Dark	41.500	172	Gam Gru	3.0030	13100.	83	21701	No
57	GOM_NL__2PRFIN20060425_041838_000000372047_00104_21701_9338.N1	25-APR-2006 04:18:38	Dark	37.000	31	Alp Gru	1.7340	15200.	74	21701	No
58	GOM_NL__2PRFIN20060425_042357_000000392047_00105_21702_9316.N1	25-APR-2006 04:23:57	Dark	39.000	45	Alp Pav	1.9400	26000.	78	21702	No
59	GOM_NL__2PRFIN20060425_043056_000000412047_00105_21702_9317.N1	25-APR-2006 04:30:56	Dark	40.500	43	Alp TrA	1.9100	4250.0	81	21702	No
60	GOM_NL__2PRFIN20060425_043306_000000382047_00105_21702_9318.N1	25-APR-2006 04:33:06	Straylight	37.500	134	Bet TrA	2.8100	6600.0	75	21702	No
61	GOM_NL__2PRFIN20060425_043518_000000432047_00105_21702_9319.N1	25-APR-2006 04:35:18	Straylight	42.500	4	Alp1Cen	-0.010000	5800.0	85	21702	No
62	GOM_NL__2PRFIN20060425_043838_000000432047_00105_21702_9320.N1	25-APR-2006 04:38:38	Straylight	43.000	78	Alp Lup	2.3040	28000.	86	21702	No
63	GOM_NL__2PRFIN20060425_044012_000000412047_00105_21702_9321.N1	25-APR-2006 04:40:12	Straylight	40.500	81	Eta Cen	2.3560	28000.	81	21702	No
64	GOM_NL__2PRFIN20060425_044223_000000462047_00105_21702_9322.N1	25-APR-2006 04:42:23	Straylight	45.500	54	5The Cen	2.0550	4500.0	91	21702	No
65	GOM_NL__2PRFIN20060425_044648_000000412047_00105_21702_9323.N1	25-APR-2006 04:46:48	Tw_i_and_stray	40.500	169	46Gam Hya	2.9910	4700.0	81	21702	No
66	GOM_NL__2PRFIN20060425_045013_000000412047_00105_21702_9324.N1	25-APR-2006 04:50:13	Bright	40.500	15	67Alp Vir	0.97600	28000.	81	21702	No
67	GOM_NL__2PRFIN20060425_045315_000000362047_00105_21702_9325.N1	25-APR-2006 04:53:15	Bright	35.500	121	29Gam Vir	2.7400	7200.0	71	21702	No
68	GOM_NL__2PRFIN20060425_045643_000000362047_00105_21702_9326.N1	25-APR-2006 04:56:43	Bright	36.000	138	47Eps Vir	2.8280	4700.0	72	21702	No
69	GOM_NL__2PRFIN20060425_050434_000000362047_00105_21702_9327.N1	25-APR-2006 05:04:34	Bright	35.500	152	12Alp2CVn	2.8900	11000.	71	21702	No
70	GOM_NL__2PRFIN20060425_050853_000000352047_00105_21702_9328.N1	25-APR-2006 05:08:53	Bright	34.500	87	64Gam UMa	2.4330	11000.	69	21702	No
71	GOM_NL__2PRFIN20060425_051128_000000382047_00105_21702_9329.N1	25-APR-2006 05:11:28	Bright	37.500	36	50Alp UMa	1.8000	6300.0	75	21702	No
72	GOM_NL__2PRFIN20060425_051548_000000402047_00105_21702_9330.N1	25-APR-2006 05:15:48	Bright	39.500	60	7Bet UMi	2.0810	3950.0	79	21702	No
73	GOM_NL__2PRFIN20060425_051914_000000352047_00105_21702_9331.N1	25-APR-2006 05:19:14	Bright	35.000	49	1Alp UMi	1.9900	6300.0	70	21702	No
74	GOM_NL__2PRFIN20060425_052653_000000332047_00105_21702_9332.N1	25-APR-2006 05:26:53	Bright	33.000	110	37Del Cas	2.6780	8900.0	66	21702	No
75	GOM_NL__2PRFIN20060425_052820_000000362047_00105_21702_9333.N1	25-APR-2006 05:28:20	Bright	35.500	68	18Alp Cas	2.2250	4500.0	71	21702	No
76	GOM_NL__2PRFIN20060425_053712_000000422047_00105_21702_9334.N1	25-APR-2006 05:37:12	Bright	42.000	93	53Bet Peg	2.5200	3100.0	84	21702	No
77	GOM_NL__2PRFIN20060425_054059_000000432047_00105_21702_9335.N1	25-APR-2006 05:40:59	Tw_i_and_stray	42.500	90	54Alp Peg	2.4870	11000.	85	21702	No
78	GOM_NL__2PRFIN20060425_055335_000000452047_00105_21702_9336.N1	25-APR-2006 05:53:35	Dark	45.000	18	24Alp PsA	1.1660	9700.0	90	21702	No
79	GOM_NL__2PRFIN20060425_055729_000000402047_00105_21702_9337.N1	25-APR-2006 05:57:29	Dark	39.500	172	Gam Gru	3.0030	13100.	79	21702	No
80	GOM_NL__2PRFIN20060425_055915_000000412047_00105_21702_9338.N1	25-APR-2006 05:59:15	Dark	40.500	31	Alp Gru	1.7340	15200.	81	21702	No
81	GOM_NL__2PRFIN20060425_060208_000000412047_00105_21702_9339.N1	25-APR-2006 06:02:08	Dark	41.000	148	Alp Tuc	2.8780	4100.0	82	21702	No
82	GOM_NL__2PRFIN20060425_060434_000000422047_00106_21703_9316.N1	25-APR-2006 06:04:34	Dark	41.500	45	Alp Pav	1.9400	26000.	83	21703	No
83	GOM_NL__2PRFIN20060425_061132_000000422047_00106_21703_9317.N1	25-APR-2006 06:11:32	Dark	42.000	43	Alp TrA	1.9100	4250.0	84	21703	No
84	GOM_NL__2PRFIN20060425_061342_000000382047_00106_21703_9318.N1	25-APR-2006 06:13:42	Straylight	38.000	134	Bet TrA	2.8100	6600.0	76	21703	No
85	GOM_NL__2PRFIN20060425_061554_000000492047_00106_21703_9319.N1	25-APR-2006 06:15:54	Straylight	48.500	4	Alp1Cen	-0.010000	5800.0	97	21703	No
86	GOM_NL__2PRFIN20060425_061914_000000422047_00106_21703_9320.N1	25-APR-2006 06:19:14	Straylight	41.500	78	Alp Lup	2.3040	28000.	83	21703	No
87	GOM_NL__2PRFIN20060425_062048_000000422047_00106_21703_9321.N1	25-APR-2006 06:20:48	Straylight	41.500	81	Eta Cen	2.3560	28000.	83	21703	No
88	GOM_NL__2PRFIN20060425_062259_000000452047_00106_21703_9322.N1	25-APR-2006 06:22:59	Straylight	45.000	54	5The Cen	2.0550	4500.0	90	21703	No
89	GOM_NL__2PRFIN20060425_062724_000000402047_00106_21703_9323.N1	25-APR-2006 06:27:24	Tw_i_and_stray	39.500	169	46Gam Hya	2.9910	4700.0	79	21703	No
90	GOM_NL__2PRFIN20060425_063049_000000402047_00106_21703_9324.N1	25-APR-2006 06:30:49	Bright	40.000	15	67Alp Vir	0.97600	28000.	80	21703	No
91	GOM_NL__2PRFIN20060425_063351_000000372047_00106_21703_9325.N1	25-APR-2006 06:33:51	Bright	36.500	121	29Gam Vir	2.7400	7200.0	73	21703	No
92	GOM_NL__2PRFIN20060425_063719_000000372047_00106_21703_9326.N1	25-APR-2006 06:37:19	Bright	36.500	138	47Eps Vir	2.8280	4700.0	73	21703	No
93	GOM_NL__2PRFIN20060425_064510_000000352047_00106_21703_9327.N1	25-APR-2006 06:45:10	Bright	35.000	152	12Alp2CVn	2.8900	11000.	70	21703	No
94	GOM_NL__2PRFIN20060425_064929_000000332047_00106_21703_9328.N1	25-APR-2006 06:49:29	Bright	33.000	87	64Gam UMa	2.4330	11000.	66	21703	No
95	GOM_NL__2PRFIN20060425_065204_000000342047_00106_21703_9329.N1	25-APR-2006 06:52:04	Bright	33.500	36	50Alp UMa	1.8000	6300.0	67	21703	No
96	GOM_NL__2PRFIN20060425_065624_000000392047_00106_21703_9330.N1	25-APR-2006 06:56:24	Bright	39.000	60	7Bet UMi	2.0810	3950.0	78	21703	No
97	GOM_NL__2PRFIN20060425_065950_000000352047_00106_21703_9331.N1	25-APR-2006 06:59:50	Bright	35.000	49	1Alp UMi	1.9900	6300.0	70	21703	No
98	GOM_NL__2PRFIN20060425_070729_000000502047_00106_21703_9332.N1	25-APR-2006 07:07:29	Bright	49.500	110	37Del Cas	2.6780	8900.0	99	21703	No
99	GOM_NL__2PRFIN20060425_070856_000000342047_00106_21703_9333.N1	25-APR-2006 07:08:56	Bright	34.000	68	18Alp Cas	2.2250	4500.0	68	21703	No
100	GOM_NL__2PRFIN20060425_071748_000000412047_00106_21703_9334.N1	25-APR-2006 07:17:48	Bright	40.500	93	53Bet Peg	2.5200	3100.0	81	21703	No
101	GOM_NL__2PRFIN20060425_072135_000000442047_00106_21703_9335.N1	25-APR-2006 07:21:35	Tw_i_and_stray	43.500	90	54Alp Peg	2.4870	11000.	87	21703	No

102	GOM_NL__2PRFIN20060425_073411_000000462047_00106_21703_9336.N1	25-APR-2006 07:34:11	Dark	46.000	18	24Alp PsA	1.1660	9700.0	92	21703	No
103	GOM_NL__2PRFIN20060425_073806_000000402047_00106_21703_9337.N1	25-APR-2006 07:38:06	Dark	39.500	172	Gam Gru	3.0030	13100.	79	21703	No
104	GOM_NL__2PRFIN20060425_073951_000000402047_00106_21703_9338.N1	25-APR-2006 07:39:51	Dark	40.000	31	Alp Gru	1.7340	15200.	80	21703	No
105	GOM_NL__2PRFIN20060425_074244_000000392047_00106_21703_9339.N1	25-APR-2006 07:42:44	Dark	39.000	148	Alp Tuc	2.8780	4100.0	78	21703	No
106	GOM_NL__2PRFIN20060425_074510_000000412047_00107_21704_9316.N1	25-APR-2006 07:45:10	Dark	41.000	45	Alp Pav	1.9400	26000.	82	21704	No
107	GOM_NL__2PRFIN20060425_075208_000000482047_00107_21704_9317.N1	25-APR-2006 07:52:08	Dark	48.000	43	Alp TrA	1.9100	4250.0	96	21704	No
108	GOM_NL__2PRFIN20060425_075419_000000382047_00107_21704_9318.N1	25-APR-2006 07:54:19	Straylight	38.000	134	Bet TrA	2.8100	6600.0	76	21704	No
109	GOM_NL__2PRFIN20060425_075630_000000522047_00107_21704_9319.N1	25-APR-2006 07:56:30	Straylight	52.000	4	Alp1Cen	-0.010000	5800.0	104	21704	No
110	GOM_NL__2PRFIN20060425_075951_000000402047_00107_21704_9320.N1	25-APR-2006 07:59:51	Straylight	39.500	78	Alp Lup	2.3040	28000.	79	21704	No
111	GOM_NL__2PRFIN20060425_080125_000000412047_00107_21704_9321.N1	25-APR-2006 08:01:25	Straylight	41.000	81	Eta Cen	2.3560	28000.	82	21704	No
112	GOM_NL__2PRFIN20060425_080336_000000452047_00107_21704_9322.N1	25-APR-2006 08:03:36	Straylight	44.500	54	5The Cen	2.0550	4500.0	89	21704	No
113	GOM_NL__2PRFIN20060425_080800_000000422047_00107_21704_9323.N1	25-APR-2006 08:08:00	Tw_i_and_stray	42.000	169	46Gam Hya	2.9910	4700.0	84	21704	No
114	GOM_NL__2PRFIN20060425_081125_000000402047_00107_21704_9324.N1	25-APR-2006 08:11:25	Bright	40.000	15	67Alp Vir	0.97600	28000.	80	21704	No
115	GOM_NL__2PRFIN20060425_081427_000000362047_00107_21704_9325.N1	25-APR-2006 08:14:27	Bright	36.000	121	29Gam Vir	2.7400	7200.0	72	21704	No
116	GOM_NL__2PRFIN20060425_081755_000000372047_00107_21704_9326.N1	25-APR-2006 08:17:55	Bright	36.500	138	47Eps Vir	2.8280	4700.0	73	21704	No
117	GOM_NL__2PRFIN20060425_082546_000000362047_00107_21704_9327.N1	25-APR-2006 08:25:46	Bright	36.000	152	12Alp2CVn	2.8900	11000.	72	21704	No
118	GOM_NL__2PRFIN20060425_083005_000000362047_00107_21704_9328.N1	25-APR-2006 08:30:05	Bright	35.500	87	64Gam UMa	2.4330	11000.	71	21704	No
119	GOM_NL__2PRFIN20060425_083240_000000352047_00107_21704_9329.N1	25-APR-2006 08:32:40	Bright	34.500	36	50Alp UMa	1.8000	6300.0	69	21704	No
120	GOM_NL__2PRFIN20060425_083659_000000402047_00107_21704_9330.N1	25-APR-2006 08:36:59	Bright	39.500	60	7Bet UMi	2.0810	3950.0	79	21704	No
121	GOM_NL__2PRFIN20060425_084026_000000362047_00107_21704_9331.N1	25-APR-2006 08:40:26	Bright	35.500	49	1Alp UMi	1.9900	6300.0	71	21704	No
122	GOM_NL__2PRFIN20060425_084805_000000522047_00107_21704_9332.N1	25-APR-2006 08:48:05	Bright	52.000	110	37Del Cas	2.6780	8900.0	104	21704	No
123	GOM_NL__2PRFIN20060425_084933_000000352047_00107_21704_9333.N1	25-APR-2006 08:49:33	Bright	35.000	68	18Alp Cas	2.2250	4500.0	70	21704	No
124	GOM_NL__2PRFIN20060425_085824_000000402047_00107_21704_9334.N1	25-APR-2006 08:58:24	Bright	40.000	93	53Bet Peg	2.5200	3100.0	80	21704	No
125	GOM_NL__2PRFIN20060425_090212_000000412047_00107_21704_9335.N1	25-APR-2006 09:02:12	Tw_i_and_stray	41.000	90	54Alp Peg	2.4870	11000.	82	21704	No
126	GOM_NL__2PRFIN20060425_091448_000000442047_00107_21704_9336.N1	25-APR-2006 09:14:48	Dark	44.000	18	24Alp PsA	1.1660	9700.0	88	21704	No
127	GOM_NL__2PRFIN20060425_091843_000000412047_00107_21704_9337.N1	25-APR-2006 09:18:43	Dark	40.500	172	Gam Gru	3.0030	13100.	81	21704	No
128	GOM_NL__2PRFIN20060425_092028_000000442047_00107_21704_9338.N1	25-APR-2006 09:20:28	Dark	44.000	31	Alp Gru	1.7340	15200.	88	21704	No
129	GOM_NL__2PRFIN20060425_092320_000000472047_00107_21704_9339.N1	25-APR-2006 09:23:20	Dark	46.500	148	Alp Tuc	2.8780	4100.0	93	21704	No
130	GOM_NL__2PRFIN20060425_092547_000000412047_00108_21705_9317.N1	25-APR-2006 09:25:47	Dark	40.500	45	Alp Pav	1.9400	26000.	81	21705	No
131	GOM_NL__2PRFIN20060425_093244_000000422047_00108_21705_9318.N1	25-APR-2006 09:32:44	Dark	41.500	43	Alp TrA	1.9100	4250.0	83	21705	No
132	GOM_NL__2PRFIN20060425_093455_000000372047_00108_21705_9319.N1	25-APR-2006 09:34:55	Straylight	37.000	134	Bet TrA	2.8100	6600.0	74	21705	No
133	GOM_NL__2PRFIN20060425_093706_000000522047_00108_21705_9320.N1	25-APR-2006 09:37:06	Straylight	51.500	4	Alp1Cen	-0.010000	5800.0	103	21705	No
134	GOM_NL__2PRFIN20060425_094027_000000412047_00108_21705_9321.N1	25-APR-2006 09:40:27	Straylight	41.000	78	Alp Lup	2.3040	28000.	82	21705	No
135	GOM_NL__2PRFIN20060425_094201_000000412047_00108_21705_9322.N1	25-APR-2006 09:42:01	Straylight	41.000	81	Eta Cen	2.3560	28000.	82	21705	No
136	GOM_NL__2PRFIN20060425_094412_000000462047_00108_21705_9323.N1	25-APR-2006 09:44:12	Straylight	46.000	54	5The Cen	2.0550	4500.0	92	21705	No
137	GOM_NL__2PRFIN20060425_094836_000000402047_00108_21705_9324.N1	25-APR-2006 09:48:36	Tw_i_and_stray	40.000	169	46Gam Hya	2.9910	4700.0	80	21705	No
138	GOM_NL__2PRFIN20060425_095201_000000392047_00108_21705_9325.N1	25-APR-2006 09:52:01	Bright	39.000	15	67Alp Vir	0.97600	28000.	78	21705	No
139	GOM_NL__2PRFIN20060425_095503_000000362047_00108_21705_9326.N1	25-APR-2006 09:55:03	Bright	36.000	121	29Gam Vir	2.7400	7200.0	72	21705	No
140	GOM_NL__2PRFIN20060425_095831_000000372047_00108_21705_9327.N1	25-APR-2006 09:58:31	Bright	36.500	138	47Eps Vir	2.8280	4700.0	73	21705	No
141	GOM_NL__2PRFIN20060425_100622_000000362047_00108_21705_9328.N1	25-APR-2006 10:06:22	Bright	35.500	152	12Alp2CVn	2.8900	11000.	71	21705	No
142	GOM_NL__2PRFIN20060425_101041_000000342047_00108_21705_9329.N1	25-APR-2006 10:10:41	Bright	34.000	87	64Gam UMa	2.4330	11000.	68	21705	No
143	GOM_NL__2PRFIN20060425_101316_000000362047_00108_21705_9330.N1	25-APR-2006 10:13:16	Bright	36.000	36	50Alp UMa	1.8000	6300.0	72	21705	No
144	GOM_NL__2PRFIN20060425_101735_000000402047_00108_21705_9331.N1	25-APR-2006 10:17:35	Bright	39.500	60	7Bet UMi	2.0810	3950.0	79	21705	No
145	GOM_NL__2PRFIN20060425_102102_000000352047_00108_21705_9332.N1	25-APR-2006 10:21:02	Bright	35.000	49	1Alp UMi	1.9900	6300.0	70	21705	No
146	GOM_NL__2PRFIN20060425_102842_000000522047_00108_21705_9333.N1	25-APR-2006 10:28:42	Bright	52.000	110	37Del Cas	2.6780	8900.0	104	21705	No
147	GOM_NL__2PRFIN20060425_103008_000000342047_00108_21705_9334.N1	25-APR-2006 10:30:08	Bright	34.000	68	18Alp Cas	2.2250	4500.0	68	21705	No
148	GOM_NL__2PRFIN20060425_103900_000000422047_00108_21705_9335.N1	25-APR-2006 10:39:00	Bright	42.000	93	53Bet Peg	2.5200	3100.0	84	21705	No
149	GOM_NL__2PRFIN20060425_104248_000000432047_00108_21705_9336.N1	25-APR-2006 10:42:48	Tw_i_and_stray	43.000	90	54Alp Peg	2.4870	11000.	86	21705	No
150	GOM_NL__2PRFIN20060425_105524_000000422047_00108_21705_9337.N1	25-APR-2006 10:55:24	Dark	42.000	18	24Alp PsA	1.1660	9700.0	84	21705	No
151	GOM_NL__2PRFIN20060425_105919_000000402047_00108_21705_9338.N1	25-APR-2006 10:59:19	Dark	40.000	172	Gam Gru	3.0030	13100.	80	21705	No
152	GOM_NL__2PRFIN20060425_110104_000000412047_00108_21705_9339.N1	25-APR-2006 11:01:04	Dark	40.500	31	Alp Gru	1.7340	15200.	81	21705	No
153	GOM_NL__2PRFIN20060425_110356_000000382047_00108_21705_9340.N1	25-APR-2006 11:03:56	Dark	37.500	148	Alp Tuc	2.8780	4100.0	75	21705	No
154	GOM_NL__2PRFIN20060425_110623_000000412047_00109_21706_9317.N1	25-APR-2006 11:06:23	Dark	40.500	45	Alp Pav	1.9400	26000.	81	21706	No
155	GOM_NL__2PRFIN20060425_111321_000000412047_00109_21706_9318.N1	25-APR-2006 11:13:21	Dark	41.000	43	Alp TrA	1.9100	4250.0	82	21706	No
156	GOM_NL__2PRFIN20060425_111531_000000402047_00109_21706_9319.N1	25-APR-2006 11:15:31	Straylight	39.500	134	Bet TrA	2.8100	6600.0	79	21706	No
157	GOM_NL__2PRFIN20060425_111743_000000452047_00109_21706_9320.N1	25-APR-2006 11:17:43	Straylight	45.000	4	Alp1Cen	-0.010000	5800.0	90	21706	No
158	GOM_NL__2PRFIN20060425_112103_000000402047_00109_21706_9321.N1	25-APR-2006 11:21:03	Straylight	40.000	78	Alp Lup	2.3040	28000.	80	21706	No
159	GOM_NL__2PRFIN20060425_112237_000000402047_00109_21706_9322.N1	25-APR-2006 11:22:37	Straylight	40.000	81	Eta Cen	2.3560	28000.	80	21706	No
160	GOM_NL__2PRFIN20060425_112448_000000412047_00109_21706_9323.N1	25-APR-2006 11:24:48	Straylight	40.500	54	5The Cen	2.0550	4500.0	81	21706	No

161	GOM_NL__2PRFIN20060425_112912_000000412047_00109_21706_9324.N1	25-APR-2006 11:29:12	Twilight	40.500	169	46Gam Hya	2.9910	4700.0	81	21706	No
162	GOM_NL__2PRFIN20060425_113237_000000412047_00109_21706_9325.N1	25-APR-2006 11:32:37	Bright	41.000	15	67Alp Vir	0.97600	28000.	82	21706	No
163	GOM_NL__2PRFIN20060425_113539_000000362047_00109_21706_9326.N1	25-APR-2006 11:35:39	Bright	35.500	121	29Gam Vir	2.7400	7200.0	71	21706	No
164	GOM_NL__2PRFIN20060425_113907_000000362047_00109_21706_9327.N1	25-APR-2006 11:39:07	Bright	35.500	138	47Eps Vir	2.8280	4700.0	71	21706	No
165	GOM_NL__2PRFIN20060425_114658_000000362047_00109_21706_9328.N1	25-APR-2006 11:46:58	Bright	35.500	152	12Alp2CVn	2.8900	11000.	71	21706	No
166	GOM_NL__2PRFIN20060425_115117_000000342047_00109_21706_9329.N1	25-APR-2006 11:51:17	Bright	34.000	87	64Gam UMa	2.4330	11000.	68	21706	No
167	GOM_NL__2PRFIN20060425_115230_000000352047_00109_21706_9330.N1	25-APR-2006 11:52:30	Bright	34.500	82	48Bet UMa	2.3650	10600.	69	21706	No
168	GOM_NL__2PRFIN20060425_115353_000000382047_00109_21706_9331.N1	25-APR-2006 11:53:53	Bright	37.500	36	50Alp UMa	1.8000	6300.0	75	21706	No
169	GOM_NL__2PRFIN20060425_115811_000000392047_00109_21706_9332.N1	25-APR-2006 11:58:11	Bright	39.000	60	7Bet UMi	2.0810	3950.0	78	21706	No
170	GOM_NL__2PRFIN20060425_120137_000000362047_00109_21706_9333.N1	25-APR-2006 12:01:37	Bright	35.500	49	1Alp UMi	1.9900	6300.0	71	21706	No
171	GOM_NL__2PRFIN20060425_120918_000000332047_00109_21706_9334.N1	25-APR-2006 12:09:18	Bright	33.000	110	37Del Cas	2.6780	8900.0	66	21706	No
172	GOM_NL__2PRFIN20060425_121044_000000362047_00109_21706_9335.N1	25-APR-2006 12:10:44	Bright	35.500	68	18Alp Cas	2.2250	4500.0	71	21706	No
173	GOM_NL__2PRFIN20060425_121936_000000422047_00109_21706_9336.N1	25-APR-2006 12:19:36	Bright	42.000	93	53Bet Peg	2.5200	3100.0	84	21706	No
174	GOM_NL__2PRFIN20060425_122324_000000412047_00109_21706_9337.N1	25-APR-2006 12:23:24	Twilight	41.000	90	54Alp Peg	2.4870	11000.	82	21706	No
175	GOM_NL__2PRFIN20060425_123600_000000422047_00109_21706_9338.N1	25-APR-2006 12:36:00	Dark	41.500	18	24Alp PsA	1.1660	9700.0	83	21706	No
176	GOM_NL__2PRFIN20060425_123956_000000422047_00109_21706_9339.N1	25-APR-2006 12:39:56	Dark	41.500	172	Gam Gru	3.0030	13100.	83	21706	No
177	GOM_NL__2PRFIN20060425_124140_000000442047_00109_21706_9340.N1	25-APR-2006 12:41:40	Dark	43.500	31	Alp Gru	1.7340	15200.	87	21706	No
178	GOM_NL__2PRFIN20060425_124432_000000452047_00109_21706_9341.N1	25-APR-2006 12:44:32	Dark	45.000	148	Alp Tuc	2.8780	4100.0	90	21706	No
179	GOM_NL__2PRFIN20060425_124700_000000412047_00110_21707_9317.N1	25-APR-2006 12:47:00	Dark	40.500	45	Alp Pav	1.9400	26000.	81	21707	No
180	GOM_NL__2PRFIN20060425_125357_000000382047_00110_21707_9318.N1	25-APR-2006 12:53:57	Dark	38.000	43	Alp TrA	1.9100	4250.0	76	21707	No
181	GOM_NL__2PRFIN20060425_125607_000000392047_00110_21707_9319.N1	25-APR-2006 12:56:07	Straylight	38.500	134	Bet TrA	2.8100	6600.0	77	21707	No
182	GOM_NL__2PRFIN20060425_125819_000000452047_00110_21707_9320.N1	25-APR-2006 12:58:19	Straylight	45.000	4	Alp1Cen	-0.010000	5800.0	90	21707	No
183	GOM_NL__2PRFIN20060425_130139_000000392047_00110_21707_9321.N1	25-APR-2006 13:01:39	Straylight	39.000	78	Alp Lup	2.3040	28000.	78	21707	No
184	GOM_NL__2PRFIN20060425_130313_000000412047_00110_21707_9322.N1	25-APR-2006 13:03:13	Straylight	41.000	81	Eta Cen	2.3560	28000.	82	21707	No
185	GOM_NL__2PRFIN20060425_130524_000000472047_00110_21707_9323.N1	25-APR-2006 13:05:24	Straylight	46.500	54	5The Cen	2.0550	4500.0	93	21707	No
186	GOM_NL__2PRFIN20060425_130948_000000422047_00110_21707_9324.N1	25-APR-2006 13:09:48	Twilight	42.000	169	46Gam Hya	2.9910	4700.0	84	21707	No
187	GOM_NL__2PRFIN20060425_131313_000000382047_00110_21707_9325.N1	25-APR-2006 13:13:13	Bright	37.500	15	67Alp Vir	0.97600	28000.	75	21707	No
188	GOM_NL__2PRFIN20060425_131615_000000362047_00110_21707_9326.N1	25-APR-2006 13:16:15	Bright	35.500	121	29Gam Vir	2.7400	7200.0	71	21707	No
189	GOM_NL__2PRFIN20060425_131943_000000362047_00110_21707_9327.N1	25-APR-2006 13:19:43	Bright	36.000	138	47Eps Vir	2.8280	4700.0	72	21707	No
190	GOM_NL__2PRFIN20060425_132734_000000372047_00110_21707_9328.N1	25-APR-2006 13:27:34	Bright	37.000	152	12Alp2CVn	2.8900	11000.	74	21707	No
191	GOM_NL__2PRFIN20060425_133153_000000362047_00110_21707_9329.N1	25-APR-2006 13:31:53	Bright	35.500	87	64Gam UMa	2.4330	11000.	71	21707	No
192	GOM_NL__2PRFIN20060425_133306_000000362047_00110_21707_9330.N1	25-APR-2006 13:33:06	Bright	36.000	82	48Bet UMa	2.3650	10600.	72	21707	No
193	GOM_NL__2PRFIN20060425_133429_000000382047_00110_21707_9331.N1	25-APR-2006 13:34:29	Bright	37.500	36	50Alp UMa	1.8000	6300.0	75	21707	No
194	GOM_NL__2PRFIN20060425_133846_000000412047_00110_21707_9332.N1	25-APR-2006 13:38:46	Bright	40.500	60	7Bet UMi	2.0810	3950.0	81	21707	No
195	GOM_NL__2PRFIN20060425_134954_000000322047_00110_21707_9333.N1	25-APR-2006 13:49:54	Bright	32.000	110	37Del Cas	2.6780	8900.0	64	21707	No
196	GOM_NL__2PRFIN20060425_135121_000000332047_00110_21707_9334.N1	25-APR-2006 13:51:21	Bright	33.000	68	18Alp Cas	2.2250	4500.0	66	21707	No
197	GOM_NL__2PRFIN20060425_140012_000000432047_00110_21707_9335.N1	25-APR-2006 14:00:12	Bright	42.500	93	53Bet Peg	2.5200	3100.0	85	21707	No
198	GOM_NL__2PRFIN20060425_140400_000000432047_00110_21707_9336.N1	25-APR-2006 14:04:00	Twilight	42.500	90	54Alp Peg	2.4870	11000.	85	21707	No
199	GOM_NL__2PRFIN20060425_141636_000000492047_00110_21707_9337.N1	25-APR-2006 14:16:36	Dark	48.500	18	24Alp PsA	1.1660	9700.0	97	21707	No
200	GOM_NL__2PRFIN20060425_142032_000000412047_00110_21707_9338.N1	25-APR-2006 14:20:32	Dark	41.000	172	Gam Gru	3.0030	13100.	82	21707	No
201	GOM_NL__2PRFIN20060425_142217_000000382047_00110_21707_9339.N1	25-APR-2006 14:22:17	Dark	37.500	31	Alp Gru	1.7340	15200.	75	21707	No
202	GOM_NL__2PRFIN20060425_142509_000000372047_00110_21707_9340.N1	25-APR-2006 14:25:09	Dark	37.000	148	Alp Tuc	2.8780	4100.0	74	21707	No
203	GOM_NL__2PRFIN20060425_142736_000000402047_00111_21708_9317.N1	25-APR-2006 14:27:36	Dark	39.500	45	Alp Pav	1.9400	26000.	79	21708	No
204	GOM_NL__2PRFIN20060425_143433_000000382047_00111_21708_9318.N1	25-APR-2006 14:34:33	Dark	38.000	43	Alp TrA	1.9100	4250.0	76	21708	No
205	GOM_NL__2PRFIN20060425_143644_000000372047_00111_21708_9319.N1	25-APR-2006 14:36:44	Straylight	37.000	134	Bet TrA	2.8100	6600.0	74	21708	No
206	GOM_NL__2PRFIN20060425_143855_000000432047_00111_21708_9320.N1	25-APR-2006 14:38:55	Straylight	42.500	4	Alp1Cen	-0.010000	5800.0	85	21708	No
207	GOM_NL__2PRFIN20060425_144216_000000382047_00111_21708_9321.N1	25-APR-2006 14:42:16	Straylight	38.000	78	Alp Lup	2.3040	28000.	76	21708	No
208	GOM_NL__2PRFIN20060425_144350_000000392047_00111_21708_9322.N1	25-APR-2006 14:43:50	Straylight	39.000	81	Eta Cen	2.3560	28000.	78	21708	No
209	GOM_NL__2PRFIN20060425_144600_000000452047_00111_21708_9323.N1	25-APR-2006 14:46:00	Straylight	44.500	54	5The Cen	2.0550	4500.0	89	21708	No
210	GOM_NL__2PRFIN20060425_145024_000000422047_00111_21708_9324.N1	25-APR-2006 14:50:24	Twilight	42.000	169	46Gam Hya	2.9910	4700.0	84	21708	No
211	GOM_NL__2PRFIN20060425_145349_000000392047_00111_21708_9325.N1	25-APR-2006 14:53:49	Bright	38.500	15	67Alp Vir	0.97600	28000.	77	21708	No
212	GOM_NL__2PRFIN20060425_145651_000000362047_00111_21708_9326.N1	25-APR-2006 14:56:51	Bright	36.000	121	29Gam Vir	2.7400	7200.0	72	21708	No
213	GOM_NL__2PRFIN20060425_150019_000000362047_00111_21708_9327.N1	25-APR-2006 15:00:19	Bright	35.500	138	47Eps Vir	2.8280	4700.0	71	21708	No
214	GOM_NL__2PRFIN20060425_150810_000000342047_00111_21708_9328.N1	25-APR-2006 15:08:10	Bright	34.000	152	12Alp2CVn	2.8900	11000.	68	21708	No
215	GOM_NL__2PRFIN20060425_151229_000000372047_00111_21708_9329.N1	25-APR-2006 15:12:29	Bright	36.500	87	64Gam UMa	2.4330	11000.	73	21708	No
216	GOM_NL__2PRFIN20060425_151342_000000362047_00111_21708_9330.N1	25-APR-2006 15:13:42	Bright	36.000	82	48Bet UMa	2.3650	10600.	72	21708	No
217	GOM_NL__2PRFIN20060425_151505_000000392047_00111_21708_9331.N1	25-APR-2006 15:15:05	Bright	39.000	36	50Alp UMa	1.8000	6300.0	78	21708	No
218	GOM_NL__2PRFIN20060425_151922_000000372047_00111_21708_9332.N1	25-APR-2006 15:19:22	Bright	36.500	60	7Bet UMi	2.0810	3950.0	73	21708	No
219	GOM_NL__2PRFIN20060425_152249_000000362047_00111_21708_9333.N1	25-APR-2006 15:22:49	Bright	36.000	49	1Alp UMi	1.9900	6300.0	72	21708	No

220	GOM_NL__2PRFIN20060425_153030_000000352047_00111_21708_9334.N1	25-APR-2006 15:30:30	Bright	34.500	110	37Del Cas	2.6780	8900.0	69	21708	No
221	GOM_NL__2PRFIN20060425_153157_000000332047_00111_21708_9335.N1	25-APR-2006 15:31:57	Bright	32.500	68	18Alp Cas	2.2250	4500.0	65	21708	No
222	GOM_NL__2PRFIN20060425_154049_000000432047_00111_21708_9336.N1	25-APR-2006 15:40:49	Bright	43.000	93	53Bet Peg	2.5200	3100.0	86	21708	No
223	GOM_NL__2PRFIN20060425_154437_000000402047_00111_21708_9337.N1	25-APR-2006 15:44:37	Tw_i_and_stray	40.000	90	54Alp Peg	2.4870	11000.	80	21708	No
224	GOM_NL__2PRFIN20060425_155713_000000412047_00111_21708_9338.N1	25-APR-2006 15:57:13	Dark	40.500	18	24Alp PsA	1.1660	9700.0	81	21708	No
225	GOM_NL__2PRFIN20060425_160109_000000412047_00111_21708_9339.N1	25-APR-2006 16:01:09	Dark	41.000	172	Gam Gru	3.0030	13100.	82	21708	No
226	GOM_NL__2PRFIN20060425_160253_000000432047_00111_21708_9340.N1	25-APR-2006 16:02:53	Dark	42.500	31	Alp Gru	1.7340	15200.	85	21708	No
227	GOM_NL__2PRFIN20060425_160545_000000372047_00111_21708_9341.N1	25-APR-2006 16:05:45	Dark	37.000	148	Alp Tuc	2.8780	4100.0	74	21708	No
228	GOM_NL__2PRFIN20060425_160813_000000412047_00112_21709_9342.N1	25-APR-2006 16:08:13	Dark	41.000	45	Alp Pav	1.9400	26000.	82	21709	No
229	GOM_NL__2PRFIN20060425_161510_000000402047_00112_21709_9343.N1	25-APR-2006 16:15:10	Dark	40.000	43	Alp TrA	1.9100	4250.0	80	21709	No
230	GOM_NL__2PRFIN20060425_161720_000000382047_00112_21709_9344.N1	25-APR-2006 16:17:20	Straylight	37.500	134	Bet TrA	2.8100	6600.0	75	21709	No
231	GOM_NL__2PRFIN20060425_161931_000000402047_00112_21709_9345.N1	25-APR-2006 16:19:31	Straylight	39.500	4	Alp1Cen	-0.010000	5800.0	79	21709	No
232	GOM_NL__2PRFIN20060425_162252_000000432047_00112_21709_9346.N1	25-APR-2006 16:22:52	Straylight	43.000	78	Alp Lup	2.3040	28000.	86	21709	No
233	GOM_NL__2PRFIN20060425_162426_000000442047_00112_21709_9347.N1	25-APR-2006 16:24:26	Straylight	43.500	81	Eta Cen	2.3560	28000.	87	21709	No
234	GOM_NL__2PRFIN20060425_162637_000000462047_00112_21709_9348.N1	25-APR-2006 16:26:37	Straylight	45.500	54	5The Cen	2.0550	4500.0	91	21709	No
235	GOM_NL__2PRFIN20060425_163101_000000432047_00112_21709_9349.N1	25-APR-2006 16:31:01	Tw_i_and_stray	42.500	169	46Gam Hya	2.9910	4700.0	85	21709	No
236	GOM_NL__2PRFIN20060425_163425_000000382047_00112_21709_9350.N1	25-APR-2006 16:34:25	Bright	38.000	15	67Alp Vir	0.97600	28000.	76	21709	No
237	GOM_NL__2PRFIN20060425_163727_000000362047_00112_21709_9351.N1	25-APR-2006 16:37:27	Bright	36.000	121	29Gam Vir	2.7400	7200.0	72	21709	No
238	GOM_NL__2PRFIN20060425_164055_000000362047_00112_21709_9352.N1	25-APR-2006 16:40:55	Bright	35.500	138	47Eps Vir	2.8280	4700.0	71	21709	No
239	GOM_NL__2PRFIN20060425_164845_000000362047_00112_21709_9353.N1	25-APR-2006 16:48:45	Bright	35.500	152	12Alp2CVn	2.8900	11000.	71	21709	No
240	GOM_NL__2PRFIN20060425_165305_000000362047_00112_21709_9354.N1	25-APR-2006 16:53:05	Bright	36.000	87	64Gam UMa	2.4330	11000.	72	21709	No
241	GOM_NL__2PRFIN20060425_165418_000000342047_00112_21709_9355.N1	25-APR-2006 16:54:18	Bright	34.000	82	48Bet UMa	2.3650	10600.	68	21709	No
242	GOM_NL__2PRFIN20060425_165541_000000372047_00112_21709_9356.N1	25-APR-2006 16:55:41	Bright	36.500	36	50Alp UMa	1.8000	6300.0	73	21709	No
243	GOM_NL__2PRFIN20060425_165958_000000392047_00112_21709_9357.N1	25-APR-2006 16:59:58	Bright	39.000	60	7Bet UMi	2.0810	3950.0	78	21709	No
244	GOM_NL__2PRFIN20060425_170326_000000372047_00112_21709_9358.N1	25-APR-2006 17:03:26	Bright	36.500	49	1Alp UMi	1.9900	6300.0	73	21709	No
245	GOM_NL__2PRFIN20060425_171106_000000322047_00112_21709_9359.N1	25-APR-2006 17:11:06	Bright	32.000	110	37Del Cas	2.6780	8900.0	64	21709	No
246	GOM_NL__2PRFIN20060425_171233_000000342047_00112_21709_9360.N1	25-APR-2006 17:12:33	Bright	33.500	68	18Alp Cas	2.2250	4500.0	67	21709	No
247	GOM_NL__2PRFIN20060425_172125_000000422047_00112_21709_9361.N1	25-APR-2006 17:21:25	Bright	41.500	93	53Bet Peg	2.5200	3100.0	83	21709	No
248	GOM_NL__2PRFIN20060425_172513_000000422047_00112_21709_9362.N1	25-APR-2006 17:25:13	Tw_i_and_stray	41.500	90	54Alp Peg	2.4870	11000.	83	21709	No
249	GOM_NL__2PRFIN20060425_173749_000000432047_00112_21709_9363.N1	25-APR-2006 17:37:49	Dark	43.000	18	24Alp PsA	1.1660	9700.0	86	21709	No
250	GOM_NL__2PRFIN20060425_174145_000000412047_00112_21709_9364.N1	25-APR-2006 17:41:45	Dark	40.500	172	Gam Gru	3.0030	13100.	81	21709	No
251	GOM_NL__2PRFIN20060425_174330_000000422047_00112_21709_9365.N1	25-APR-2006 17:43:30	Dark	42.000	31	Alp Gru	1.7340	15200.	84	21709	No
252	GOM_NL__2PRFIN20060425_174621_000000412047_00112_21709_9366.N1	25-APR-2006 17:46:21	Dark	40.500	148	Alp Tuc	2.8780	4100.0	81	21709	No
253	GOM_NL__2PRFIN20060425_174850_000000412047_00113_21710_9342.N1	25-APR-2006 17:48:50	Dark	41.000	45	Alp Pav	1.9400	26000.	82	21710	No
254	GOM_NL__2PRFIN20060425_175546_000000392047_00113_21710_9343.N1	25-APR-2006 17:55:46	Dark	38.500	43	Alp TrA	1.9100	4250.0	77	21710	No
255	GOM_NL__2PRFIN20060425_175757_000000402047_00113_21710_9344.N1	25-APR-2006 17:57:57	Straylight	39.500	134	Bet TrA	2.8100	6600.0	79	21710	No
256	GOM_NL__2PRFIN20060425_180007_000000472047_00113_21710_9345.N1	25-APR-2006 18:00:07	Straylight	46.500	4	Alp1Cen	-0.010000	5800.0	93	21710	No
257	GOM_NL__2PRFIN20060425_180329_000000402047_00113_21710_9346.N1	25-APR-2006 18:03:29	Straylight	39.500	78	Alp Lup	2.3040	28000.	79	21710	No
258	GOM_NL__2PRFIN20060425_180502_000000422047_00113_21710_9347.N1	25-APR-2006 18:05:02	Straylight	41.500	81	Eta Cen	2.3560	28000.	83	21710	No
259	GOM_NL__2PRFIN20060425_180713_000000442047_00113_21710_9348.N1	25-APR-2006 18:07:13	Straylight	43.500	54	5The Cen	2.0550	4500.0	87	21710	No
260	GOM_NL__2PRFIN20060425_181137_000000402047_00113_21710_9349.N1	25-APR-2006 18:11:37	Tw_i_and_stray	39.500	169	46Gam Hya	2.9910	4700.0	79	21710	No
261	GOM_NL__2PRFIN20060425_181501_000000402047_00113_21710_9350.N1	25-APR-2006 18:15:01	Bright	39.500	15	67Alp Vir	0.97600	28000.	79	21710	No
262	GOM_NL__2PRFIN20060425_181803_000000352047_00113_21710_9351.N1	25-APR-2006 18:18:03	Bright	35.000	121	29Gam Vir	2.7400	7200.0	70	21710	No
263	GOM_NL__2PRFIN20060425_182131_000000362047_00113_21710_9352.N1	25-APR-2006 18:21:31	Bright	36.000	138	47Eps Vir	2.8280	4700.0	72	21710	No
264	GOM_NL__2PRFIN20060425_182921_000000372047_00113_21710_9353.N1	25-APR-2006 18:29:21	Bright	36.500	152	12Alp2CVn	2.8900	11000.	73	21710	No
265	GOM_NL__2PRFIN20060425_183341_000000352047_00113_21710_9354.N1	25-APR-2006 18:33:41	Bright	35.000	87	64Gam UMa	2.4330	11000.	70	21710	No
266	GOM_NL__2PRFIN20060425_183454_000000352047_00113_21710_9355.N1	25-APR-2006 18:34:54	Bright	35.000	82	48Bet UMa	2.3650	10600.	70	21710	No
267	GOM_NL__2PRFIN20060425_183617_000000372047_00113_21710_9356.N1	25-APR-2006 18:36:17	Bright	36.500	36	50Alp UMa	1.8000	6300.0	73	21710	No
268	GOM_NL__2PRFIN20060425_184034_000000382047_00113_21710_9357.N1	25-APR-2006 18:40:34	Bright	38.000	60	7Bet UMi	2.0810	3950.0	76	21710	No
269	GOM_NL__2PRFIN20060425_184401_000000362047_00113_21710_9358.N1	25-APR-2006 18:44:01	Bright	35.500	49	1Alp UMi	1.9900	6300.0	71	21710	No
270	GOM_NL__2PRFIN20060425_185142_000000322047_00113_21710_9359.N1	25-APR-2006 18:51:42	Bright	32.000	110	37Del Cas	2.6780	8900.0	64	21710	No
271	GOM_NL__2PRFIN20060425_185309_000000432047_00113_21710_9360.N1	25-APR-2006 18:53:09	Bright	42.500	68	18Alp Cas	2.2250	4500.0	85	21710	No
272	GOM_NL__2PRFIN20060425_190201_000000422047_00113_21710_9361.N1	25-APR-2006 19:02:01	Bright	41.500	93	53Bet Peg	2.5200	3100.0	83	21710	No
273	GOM_NL__2PRFIN20060425_190549_000000432047_00113_21710_9362.N1	25-APR-2006 19:05:49	Tw_i_and_stray	43.000	90	54Alp Peg	2.4870	11000.	86	21710	No
274	GOM_NL__2PRFIN20060425_191825_000000452047_00113_21710_9363.N1	25-APR-2006 19:18:25	Dark	44.500	18	24Alp PsA	1.1660	9700.0	89	21710	No
275	GOM_NL__2PRFIN20060425_192222_000000422047_00113_21710_9364.N1	25-APR-2006 19:22:22	Dark	41.500	172	Gam Gru	3.0030	13100.	83	21710	No
276	GOM_NL__2PRFIN20060425_192406_000000402047_00113_21710_9365.N1	25-APR-2006 19:24:06	Dark	40.000	31	Alp Gru	1.7340	15200.	80	21710	No
277	GOM_NL__2PRFIN20060425_192658_000000412047_00113_21710_9366.N1	25-APR-2006 19:26:58	Dark	40.500	148	Alp Tuc	2.8780	4100.0	81	21710	No
278	GOM_NL__2PRFIN20060425_192926_000000412047_00114_21711_9342.N1	25-APR-2006 19:29:26	Dark	40.500	45	Alp Pav	1.9400	26000.	81	21711	No

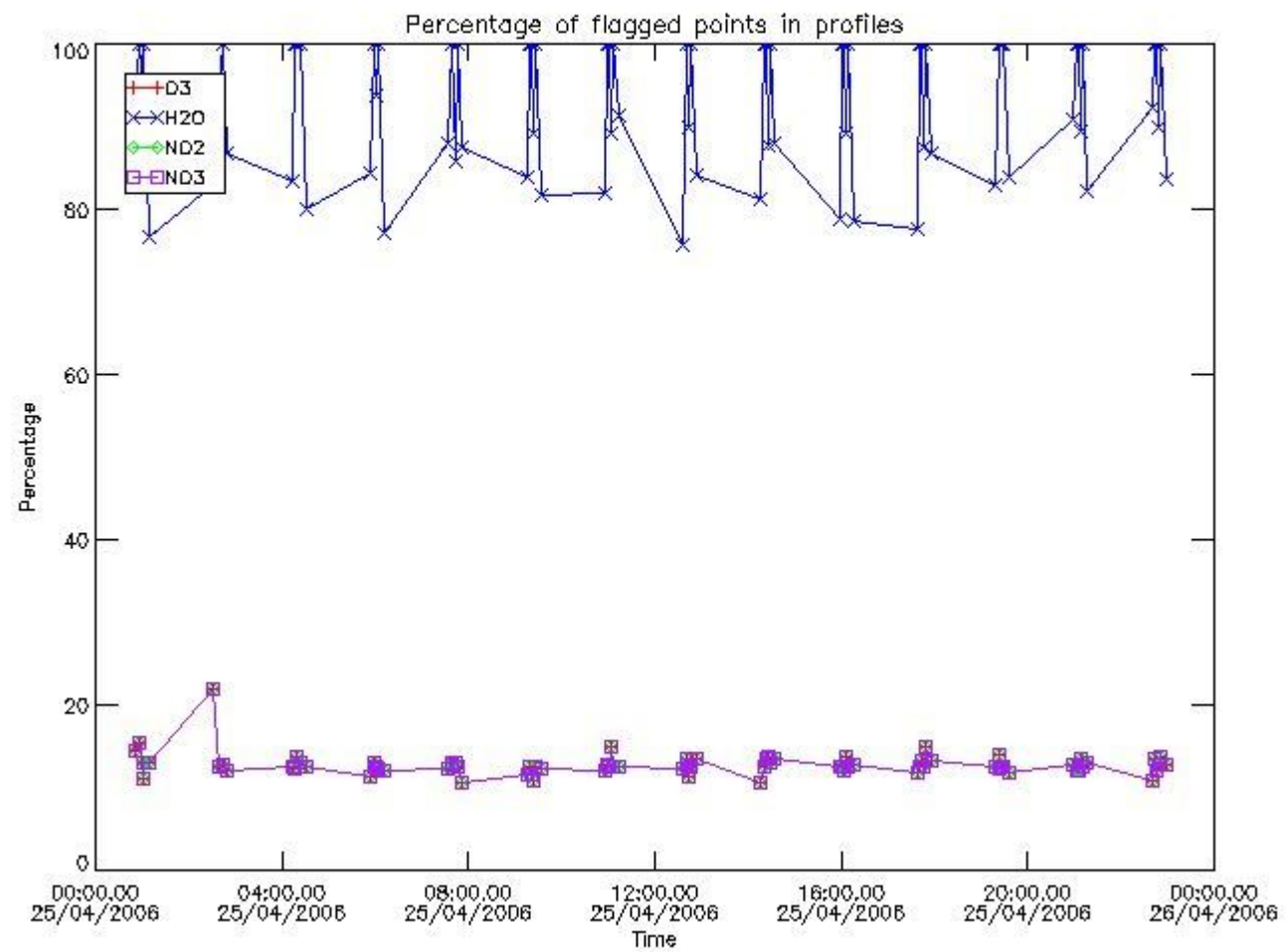
279	GOM_NL__2PRFIN20060425_193622_000000442047_00114_21711_9343.N1	25-APR-2006 19:36:22	Dark	43.500	43	Alp TrA	1.9100	4250.0	87	21711	No
280	GOM_NL__2PRFIN20060425_193833_000000382047_00114_21711_9344.N1	25-APR-2006 19:38:33	Straylight	37.500	134	Bet TrA	2.8100	6600.0	75	21711	No
281	GOM_NL__2PRFIN20060425_194044_000000492047_00114_21711_9345.N1	25-APR-2006 19:40:44	Straylight	49.000	4	Alp1Cen	-0.010000	5800.0	98	21711	No
282	GOM_NL__2PRFIN20060425_194405_000000422047_00114_21711_9346.N1	25-APR-2006 19:44:05	Straylight	42.000	78	Alp Lup	2.3040	28000.	84	21711	No
283	GOM_NL__2PRFIN20060425_194539_000000412047_00114_21711_9347.N1	25-APR-2006 19:45:39	Straylight	41.000	81	Eta Cen	2.3560	28000.	82	21711	No
284	GOM_NL__2PRFIN20060425_194749_000000472047_00114_21711_9348.N1	25-APR-2006 19:47:49	Straylight	46.500	54	5The Cen	2.0550	4500.0	93	21711	No
285	GOM_NL__2PRFIN20060425_195213_000000402047_00114_21711_9349.N1	25-APR-2006 19:52:13	Tw_i_and_stray	40.000	169	46Gam Hya	2.9910	4700.0	80	21711	No
286	GOM_NL__2PRFIN20060425_195537_000000392047_00114_21711_9350.N1	25-APR-2006 19:55:37	Bright	39.000	15	67Alp Vir	0.97600	28000.	78	21711	No
287	GOM_NL__2PRFIN20060425_195839_000000362047_00114_21711_9351.N1	25-APR-2006 19:58:39	Bright	35.500	121	29Gam Vir	2.7400	7200.0	71	21711	No
288	GOM_NL__2PRFIN20060425_200207_000000362047_00114_21711_9352.N1	25-APR-2006 20:02:07	Bright	36.000	138	47Eps Vir	2.8280	4700.0	72	21711	No
289	GOM_NL__2PRFIN20060425_200957_000000362047_00114_21711_9353.N1	25-APR-2006 20:09:57	Bright	35.500	152	12Alp2CVn	2.8900	11000.	71	21711	No
290	GOM_NL__2PRFIN20060425_201417_000000362047_00114_21711_9354.N1	25-APR-2006 20:14:17	Bright	35.500	87	64Gam UMa	2.4330	11000.	71	21711	No
291	GOM_NL__2PRFIN20060425_201531_000000372047_00114_21711_9355.N1	25-APR-2006 20:15:31	Bright	36.500	82	48Bet UMa	2.3650	10600.	73	21711	No
292	GOM_NL__2PRFIN20060425_201653_000000382047_00114_21711_9356.N1	25-APR-2006 20:16:53	Bright	37.500	36	50Alp UMa	1.8000	6300.0	75	21711	No
293	GOM_NL__2PRFIN20060425_202109_000000392047_00114_21711_9357.N1	25-APR-2006 20:21:09	Bright	39.000	60	7Bet UMi	2.0810	3950.0	78	21711	No
294	GOM_NL__2PRFIN20060425_202437_000000362047_00114_21711_9358.N1	25-APR-2006 20:24:37	Bright	35.500	49	1Alp UMi	1.9900	6300.0	71	21711	No
295	GOM_NL__2PRFIN20060425_203219_000000342047_00114_21711_9359.N1	25-APR-2006 20:32:19	Bright	33.500	110	37Del Cas	2.6780	8900.0	67	21711	No
296	GOM_NL__2PRFIN20060425_203345_000000342047_00114_21711_9360.N1	25-APR-2006 20:33:45	Bright	33.500	68	18Alp Cas	2.2250	4500.0	67	21711	No
297	GOM_NL__2PRFIN20060425_204237_000000402047_00114_21711_9361.N1	25-APR-2006 20:42:37	Bright	39.500	93	53Bet Peg	2.5200	3100.0	79	21711	No
298	GOM_NL__2PRFIN20060425_204625_000000402047_00114_21711_9362.N1	25-APR-2006 20:46:25	Tw_i_and_stray	39.500	90	54Alp Peg	2.4870	11000.	79	21711	No
299	GOM_NL__2PRFIN20060425_205902_000000442047_00114_21711_9363.N1	25-APR-2006 20:59:02	Dark	44.000	18	24Alp PsA	1.1660	9700.0	88	21711	No
300	GOM_NL__2PRFIN20060425_210258_000000422047_00114_21711_9364.N1	25-APR-2006 21:02:58	Dark	42.000	172	Gam Gru	3.0030	13100.	84	21711	No
301	GOM_NL__2PRFIN20060425_210442_000000422047_00114_21711_9365.N1	25-APR-2006 21:04:42	Dark	42.000	31	Alp Gru	1.7340	15200.	84	21711	No
302	GOM_NL__2PRFIN20060425_210734_000000382047_00114_21711_9366.N1	25-APR-2006 21:07:34	Dark	38.000	148	Alp Tuc	2.8780	4100.0	76	21711	No
303	GOM_NL__2PRFIN20060425_211003_000000412047_00115_21712_9342.N1	25-APR-2006 21:10:03	Dark	40.500	45	Alp Pav	1.9400	26000.	81	21712	No
304	GOM_NL__2PRFIN20060425_211659_000000402047_00115_21712_9343.N1	25-APR-2006 21:16:59	Dark	39.500	43	Alp TrA	1.9100	4250.0	79	21712	No
305	GOM_NL__2PRFIN20060425_211909_000000402047_00115_21712_9344.N1	25-APR-2006 21:19:09	Straylight	39.500	134	Bet TrA	2.8100	6600.0	79	21712	No
306	GOM_NL__2PRFIN20060425_212120_000000452047_00115_21712_9345.N1	25-APR-2006 21:21:20	Straylight	44.500	4	Alp1Cen	-0.010000	5800.0	89	21712	No
307	GOM_NL__2PRFIN20060425_212441_000000432047_00115_21712_9346.N1	25-APR-2006 21:24:41	Straylight	42.500	78	Alp Lup	2.3040	28000.	85	21712	No
308	GOM_NL__2PRFIN20060425_212615_000000432047_00115_21712_9347.N1	25-APR-2006 21:26:15	Straylight	42.500	81	Eta Cen	2.3560	28000.	85	21712	No
309	GOM_NL__2PRFIN20060425_212825_000000432047_00115_21712_9348.N1	25-APR-2006 21:28:25	Straylight	43.000	54	5The Cen	2.0550	4500.0	86	21712	No
310	GOM_NL__2PRFIN20060425_213249_000000372047_00115_21712_9349.N1	25-APR-2006 21:32:49	Tw_i_and_stray	36.500	169	46Gam Hya	2.9910	4700.0	73	21712	No
311	GOM_NL__2PRFIN20060425_213613_000000402047_00115_21712_9350.N1	25-APR-2006 21:36:13	Bright	40.000	15	67Alp Vir	0.97600	28000.	80	21712	No
312	GOM_NL__2PRFIN20060425_213915_000000362047_00115_21712_9351.N1	25-APR-2006 21:39:15	Bright	35.500	121	29Gam Vir	2.7400	7200.0	71	21712	No
313	GOM_NL__2PRFIN20060425_214242_000000362047_00115_21712_9352.N1	25-APR-2006 21:42:42	Bright	36.000	138	47Eps Vir	2.8280	4700.0	72	21712	No
314	GOM_NL__2PRFIN20060425_215033_000000352047_00115_21712_9353.N1	25-APR-2006 21:50:33	Bright	35.000	152	12Alp2CVn	2.8900	11000.	70	21712	No
315	GOM_NL__2PRFIN20060425_215453_000000372047_00115_21712_9354.N1	25-APR-2006 21:54:53	Bright	36.500	87	64Gam UMa	2.4330	11000.	73	21712	No
316	GOM_NL__2PRFIN20060425_215607_000000352047_00115_21712_9355.N1	25-APR-2006 21:56:07	Bright	34.500	82	48Bet UMa	2.3650	10600.	69	21712	No
317	GOM_NL__2PRFIN20060425_215729_000000382047_00115_21712_9356.N1	25-APR-2006 21:57:29	Bright	37.500	36	50Alp UMa	1.8000	6300.0	75	21712	No
318	GOM_NL__2PRFIN20060425_220145_000000422047_00115_21712_9357.N1	25-APR-2006 22:01:45	Bright	41.500	60	7Bet UMi	2.0810	3950.0	83	21712	No
319	GOM_NL__2PRFIN20060425_220513_000000362047_00115_21712_9358.N1	25-APR-2006 22:05:13	Bright	35.500	49	1Alp UMi	1.9900	6300.0	71	21712	No
320	GOM_NL__2PRFIN20060425_221254_000000342047_00115_21712_9359.N1	25-APR-2006 22:12:54	Bright	34.000	110	37Del Cas	2.6780	8900.0	68	21712	No
321	GOM_NL__2PRFIN20060425_221421_000000352047_00115_21712_9360.N1	25-APR-2006 22:14:21	Bright	34.500	68	18Alp Cas	2.2250	4500.0	69	21712	No
322	GOM_NL__2PRFIN20060425_222313_000000412047_00115_21712_9361.N1	25-APR-2006 22:23:13	Bright	41.000	93	53Bet Peg	2.5200	3100.0	82	21712	No
323	GOM_NL__2PRFIN20060425_222701_000000432047_00115_21712_9362.N1	25-APR-2006 22:27:01	Tw_i_and_stray	43.000	90	54Alp Peg	2.4870	11000.	86	21712	No
324	GOM_NL__2PRFIN20060425_223938_000000472047_00115_21712_9363.N1	25-APR-2006 22:39:38	Dark	46.500	18	24Alp PsA	1.1660	9700.0	93	21712	No
325	GOM_NL__2PRFIN20060425_224335_000000422047_00115_21712_9364.N1	25-APR-2006 22:43:35	Dark	41.500	172	Gam Gru	3.0030	13100.	83	21712	No
326	GOM_NL__2PRFIN20060425_224519_000000422047_00115_21712_9365.N1	25-APR-2006 22:45:19	Dark	42.000	31	Alp Gru	1.7340	15200.	84	21712	No
327	GOM_NL__2PRFIN20060425_224810_000000402047_00115_21712_9366.N1	25-APR-2006 22:48:10	Dark	40.000	148	Alp Tuc	2.8780	4100.0	80	21712	No
328	GOM_NL__2PRFIN20060425_225039_000000412047_00116_21713_9342.N1	25-APR-2006 22:50:39	Dark	40.500	45	Alp Pav	1.9400	26000.	81	21713	No
329	GOM_NL__2PRFIN20060425_225735_000000402047_00116_21713_9343.N1	25-APR-2006 22:57:35	Dark	40.000	43	Alp TrA	1.9100	4250.0	80	21713	No
330	GOM_NL__2PRFIN20060425_225946_000000372047_00116_21713_9344.N1	25-APR-2006 22:59:46	Straylight	37.000	134	Bet TrA	2.8100	6600.0	74	21713	No
331	GOM_NL__2PRFIN20060425_230156_000000532047_00116_21713_9345.N1	25-APR-2006 23:01:56	Straylight	53.000	4	Alp1Cen	-0.010000	5800.0	106	21713	No
332	GOM_NL__2PRFIN20060425_230517_000000412047_00116_21713_9346.N1	25-APR-2006 23:05:17	Straylight	40.500	78	Alp Lup	2.3040	28000.	81	21713	No
333	GOM_NL__2PRFIN20060425_230651_000000432047_00116_21713_9347.N1	25-APR-2006 23:06:51	Straylight	43.000	81	Eta Cen	2.3560	28000.	86	21713	No
334	GOM_NL__2PRFIN20060425_230901_000000452047_00116_21713_9348.N1	25-APR-2006 23:09:01	Straylight	44.500	54	5The Cen	2.0550	4500.0	89	21713	No
335	GOM_NL__2PRFIN20060425_231325_000000402047_00116_21713_9349.N1	25-APR-2006 23:13:25	Tw_i_and_stray	40.000	169	46Gam Hya	2.9910	4700.0	80	21713	No
336	GOM_NL__2PRFIN20060425_231649_000000402047_00116_21713_9350.N1	25-APR-2006 23:16:49	Bright	40.000	15	67Alp Vir	0.97600	28000.	80	21713	No
337	GOM_NL__2PRFIN20060425_231951_000000362047_00116_21713_9351.N1	25-APR-2006 23:19:51	Bright	36.000	121	29Gam Vir	2.7400	7200.0	72	21713	No

338	GOM_NL__2PRFIN20060425_232318_000000362047_00116_21713_9352.N1	25-APR-2006 23:23:18	Bright	36.000	138	47Eps Vir	2.8280	4700.0	72	21713	No
339	GOM_NL__2PRFIN20060425_233529_000000352047_00116_21713_9353.N1	25-APR-2006 23:35:29	Bright	35.000	87	64Gam UMa	2.4330	11000.	70	21713	No
340	GOM_NL__2PRFIN20060425_233643_000000362047_00116_21713_9354.N1	25-APR-2006 23:36:43	Bright	35.500	82	48Bet UMa	2.3650	10600.	71	21713	No
341	GOM_NL__2PRFIN20060425_233805_000000372047_00116_21713_9355.N1	25-APR-2006 23:38:05	Bright	36.500	36	50Alp UMa	1.8000	6300.0	73	21713	No
342	GOM_NL__2PRFIN20060425_234221_000000392047_00116_21713_9356.N1	25-APR-2006 23:42:21	Bright	38.500	60	7Bet UMi	2.0810	3950.0	77	21713	No
343	GOM_NL__2PRFIN20060425_234549_000000362047_00116_21713_9357.N1	25-APR-2006 23:45:49	Bright	35.500	49	1Alp UMi	1.9900	6300.0	71	21713	No
344	GOM_NL__2PRFIN20060425_235330_000000492047_00116_21713_9358.N1	25-APR-2006 23:53:30	Bright	49.000	110	37Del Cas	2.6780	8900.0	98	21713	No
345	GOM_NL__2PRFIN20060425_235457_000000362047_00116_21713_9359.N1	25-APR-2006 23:54:57	Bright	36.000	68	18Alp Cas	2.2250	4500.0	72	21713	No

3. Quality information per product

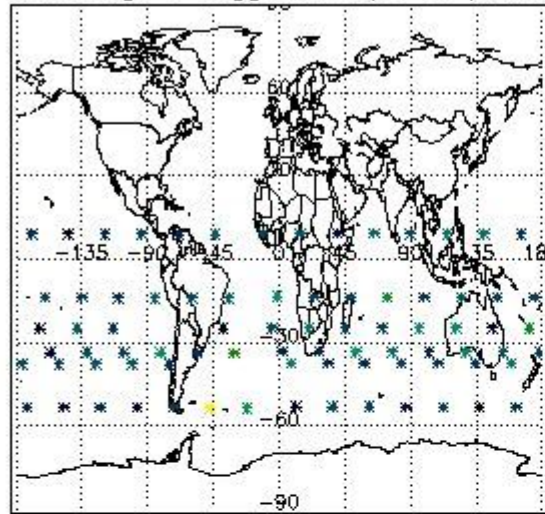
In this section it is plotted some information contained in the Quality Summary data set of the level 2 products. Only products in dark limb conditions and without errors (error flag in the MPH set to "0") are used.

3.1 Plot quality information per product (time dependant)

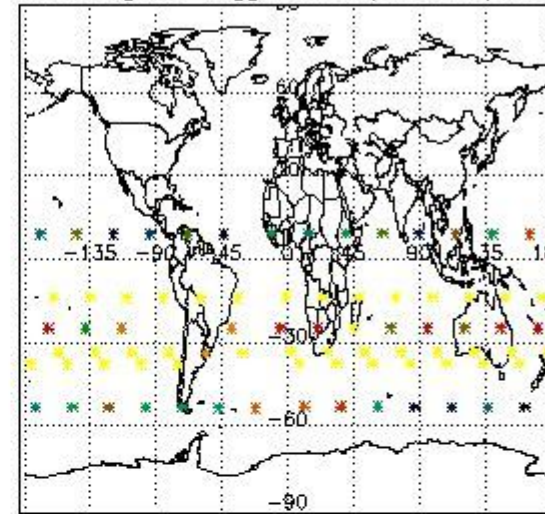


3.2 Plot quality information per product (world map)

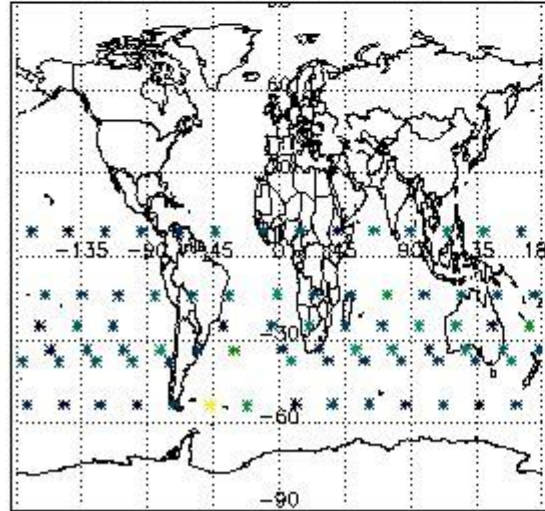
Percentage of flagged data per O3 profile



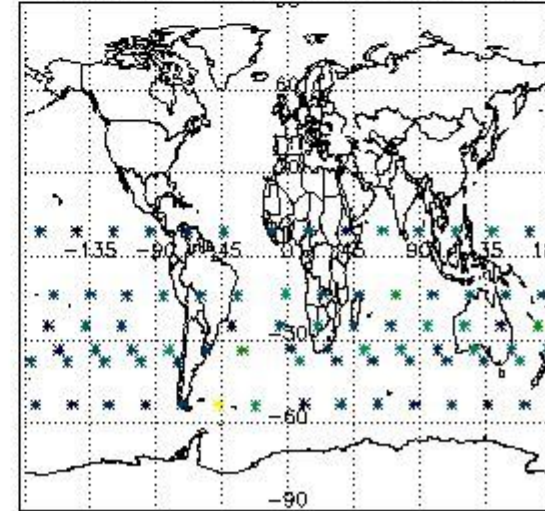
Percentage of flagged data per H2O profile



Percentage of flagged data per NO2 profile



Percentage of flagged data per NO3 profile

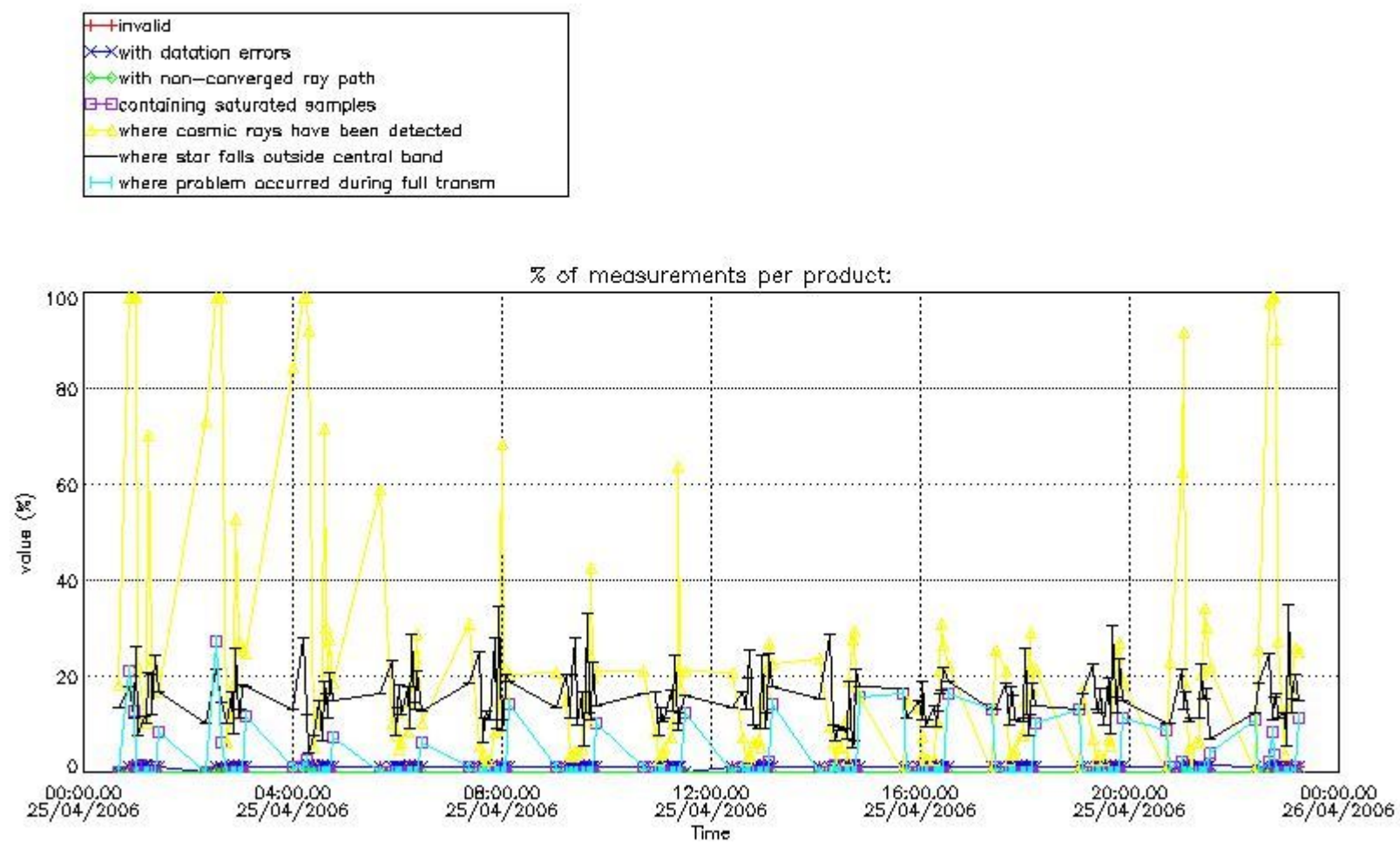


4. Level 1 quality information per product

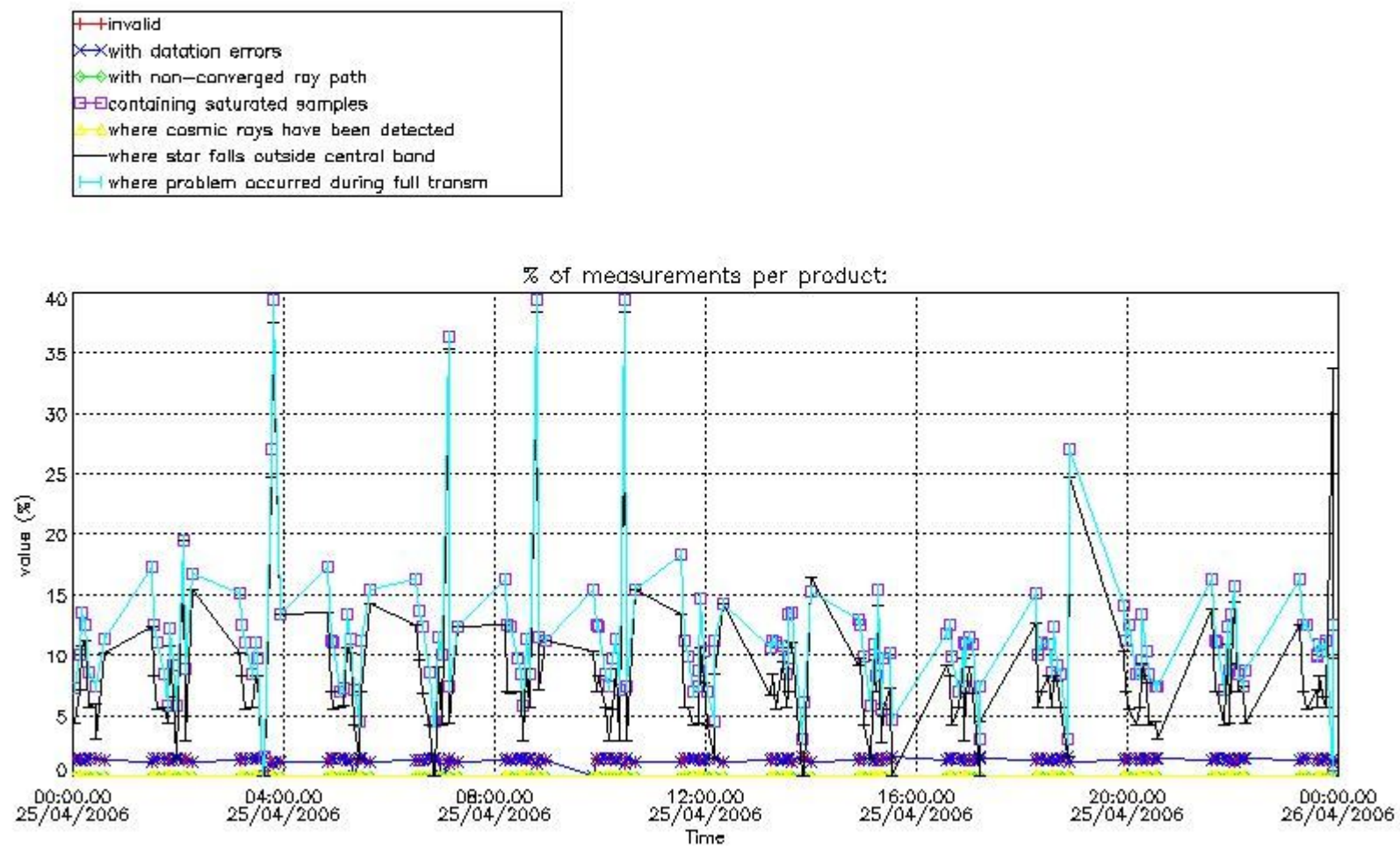
In this section it is plotted some information contained in the Quality Summary data set of the level 2 products that comes from the level 1b processing. Products without errors (error flag in the MPH set to "0") are used.

4.1 Plot quality information per product (time dependant) coming from level 1b processing

4.1.1 Plot level 1 quality information per product (time dependant): ENVISAT ASCENDING passes

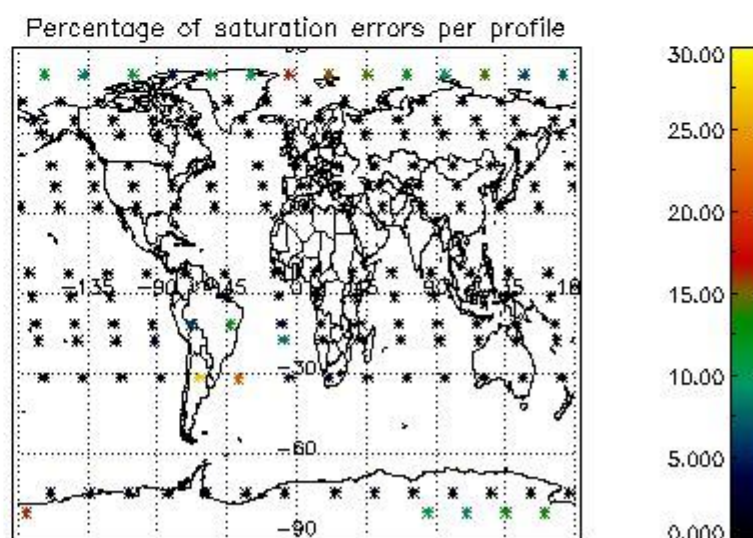
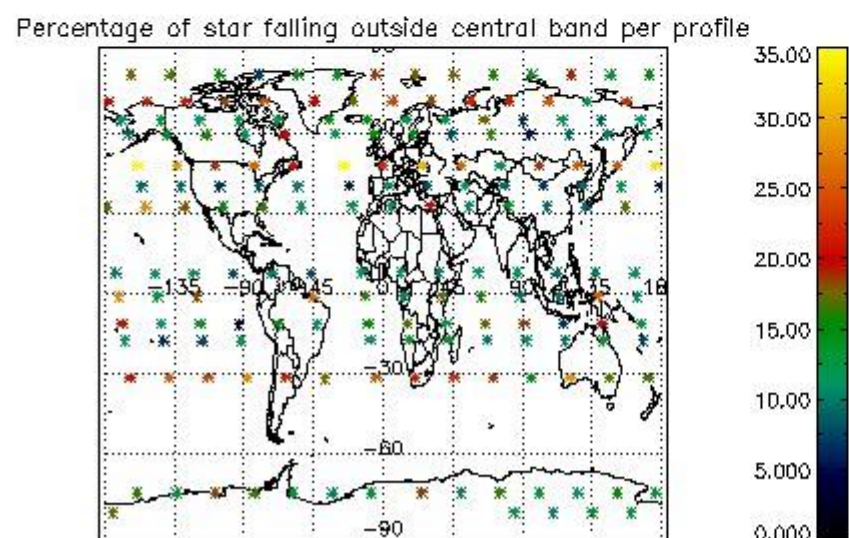
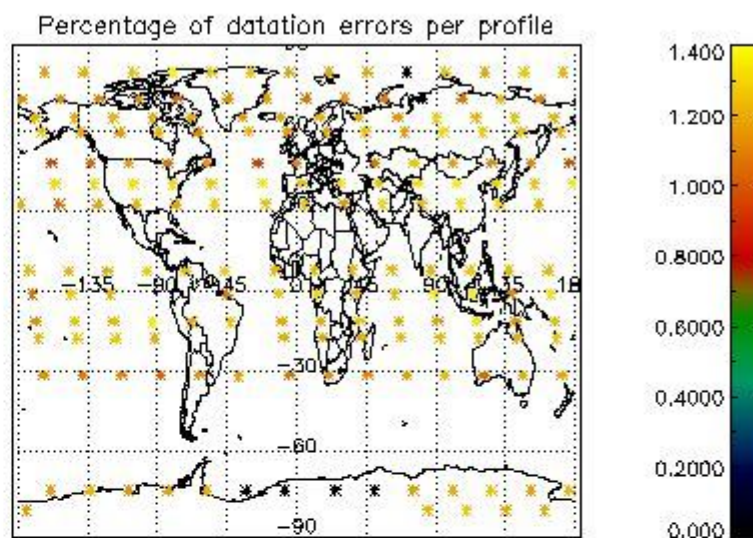
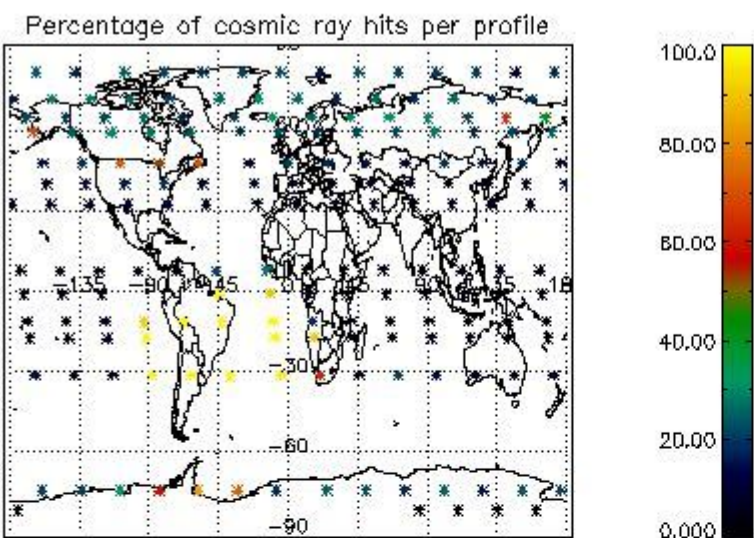


4.1.2 Plot level 1 quality information per product (time dependant): ENVI SAT DESCENDING passes

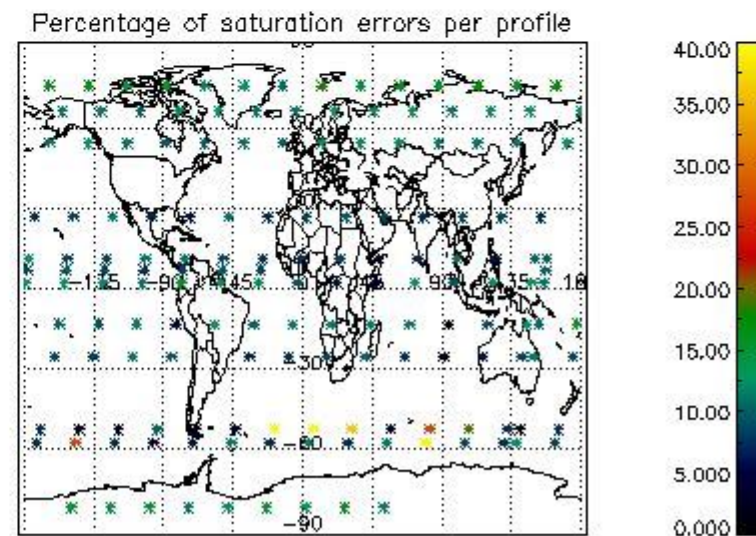
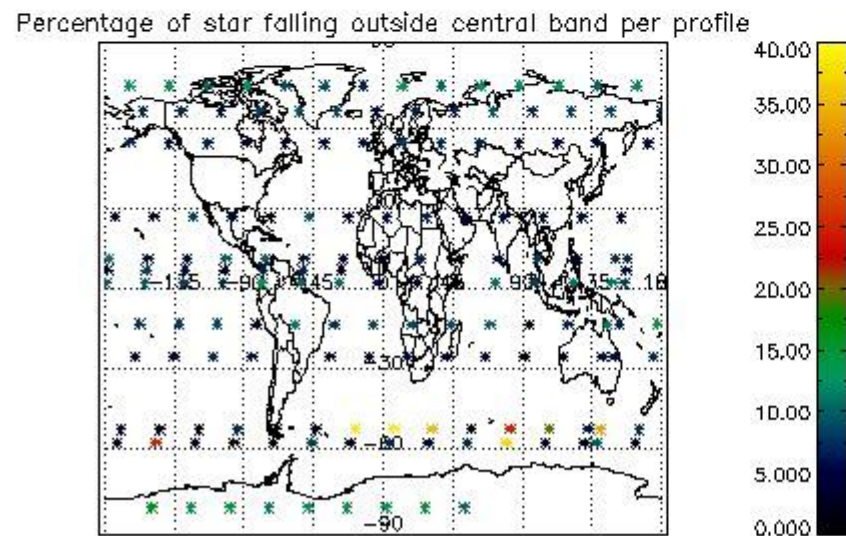
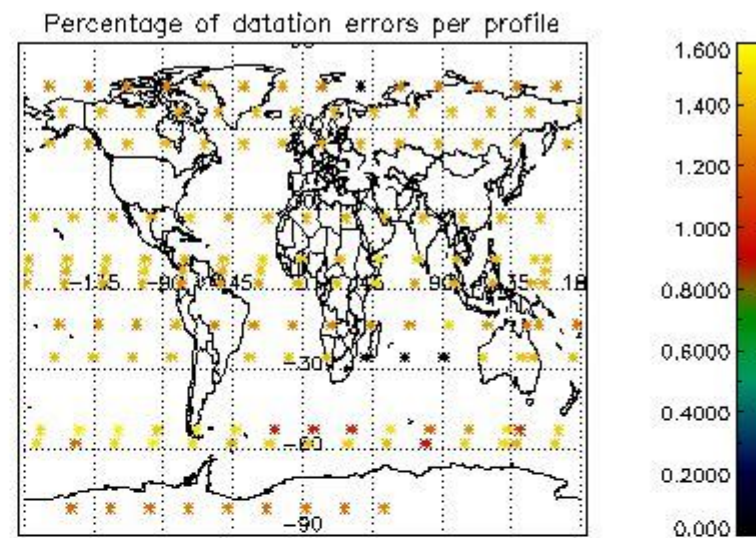
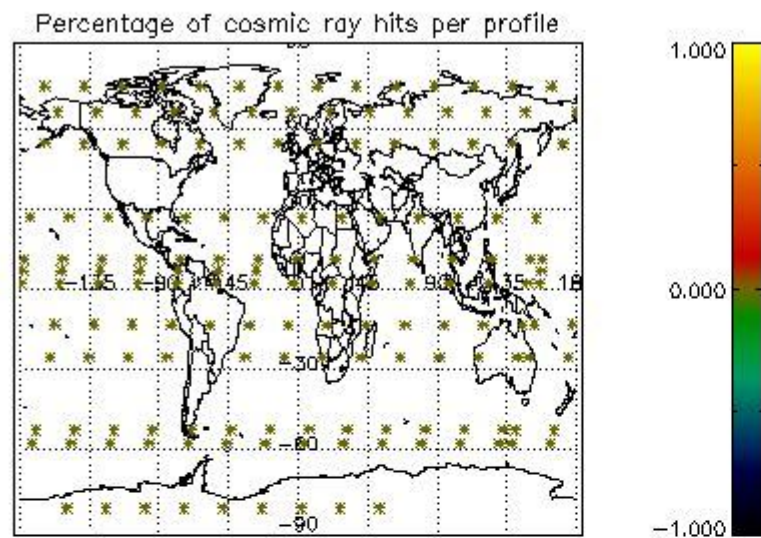


4.2 Plot quality information per product coming from level 1b processing (world map)

4.2.1 Plot level 1 quality information per product (world map): ENVISAT ASCENDING passes



4.2.2 Plot level 1 quality information per product (world map): ENVISAT DESCENDING passes



5. Trace gas profiles

5.1 Ozone statistics based on quality of products

The final quality of the products can be "measured" using the STD (Standard Deviation) attached to every point profile. This information is written to the parameter GOM_NL__2P/NL_LOCAL_SPECIES_DENSITY/o3_std of the level 2 products. The table below shows the statistics for given STD ranges.

The statistics are given with respect to the overall valid production:

- Products without fatal errors: GOM_NL__2P/MPH/PRODUCT_ERR=0
- Valid point profile: GOM_NL__2P/NL_LOCAL_SPECIES_DENSITY/pcd(0)=0

The 'Criteria' is applied to valid points of dark limb products:

- Products in dark limb illumination condition: GOM_NL__2P/NL_SUMMARY_QUALITY/obs_ill_cond=0
- Products without fatal errors: GOM_NL__2P/MPH/PRODUCT_ERR=0
- Valid point profile: GOM_NL__2P/NL_LOCAL_SPECIES_DENSITY/pcd(0)=0

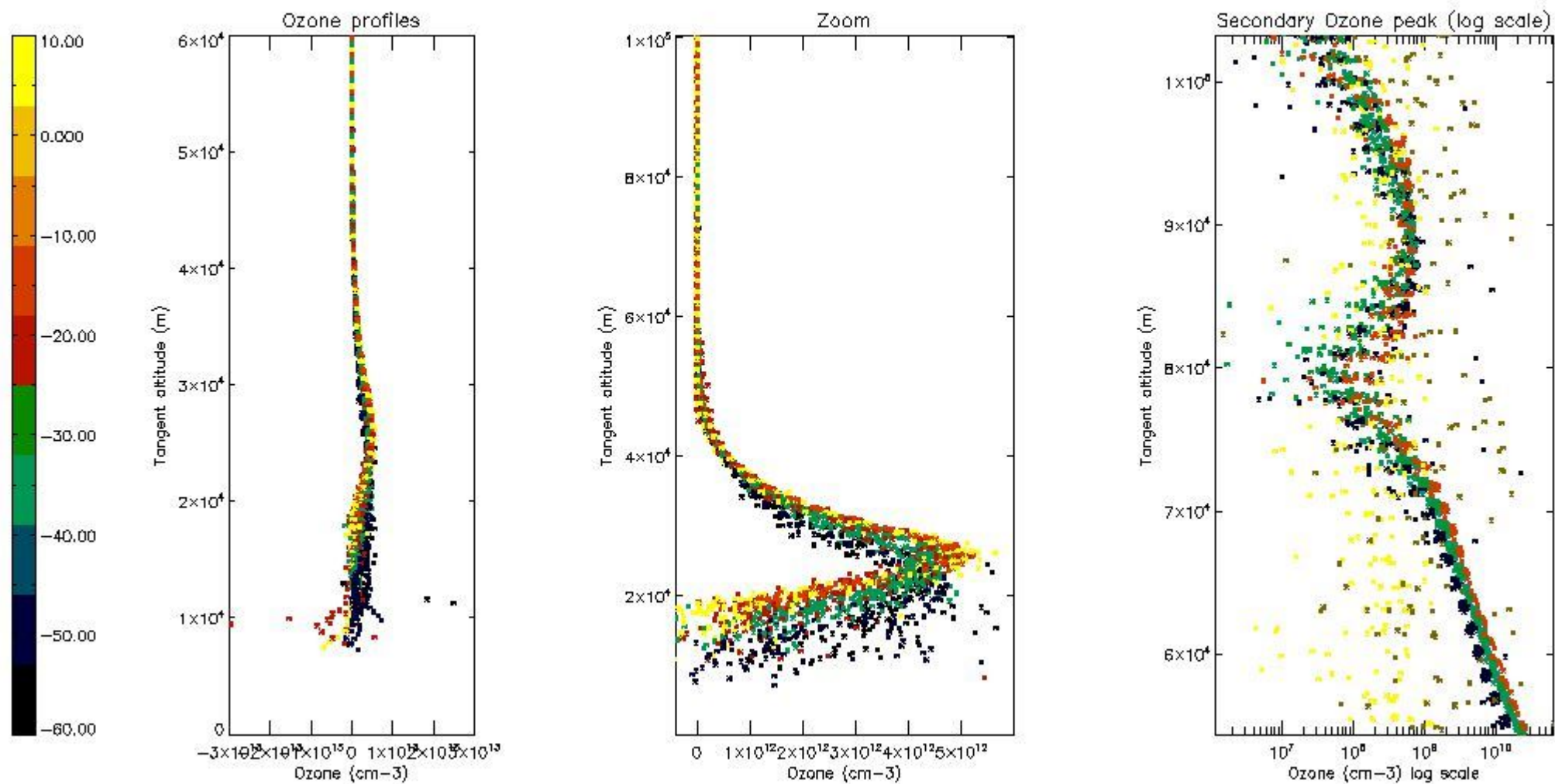
So, the table below shows the percentage of dark limb and valid observations for each criteria with respect to the overall valid daily observations.

Criteria	% of total production
All STD	25
STD < 20	13

STD < 10	11
STD < 5	7

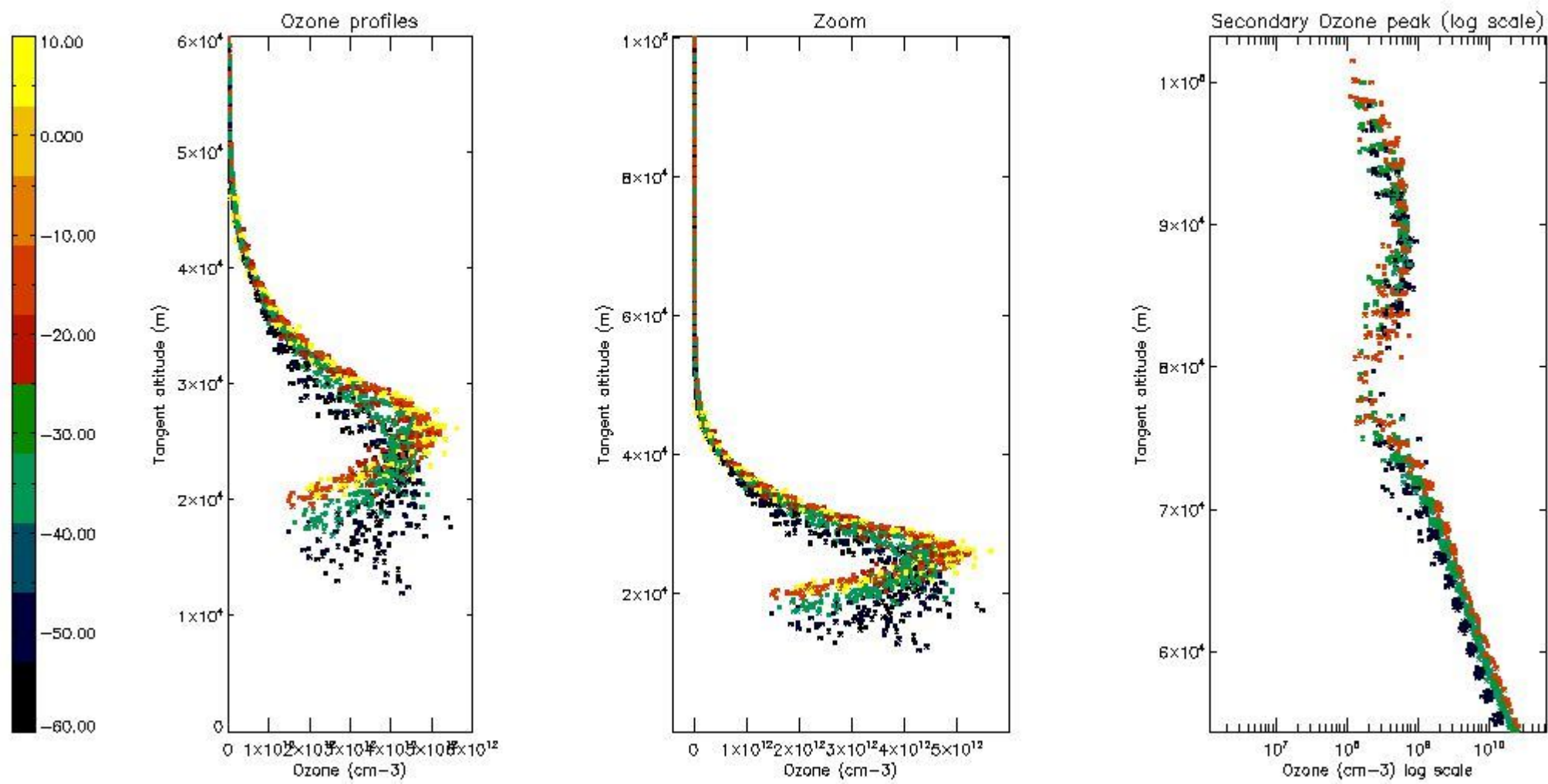
5.2 Plot ozone profiles for all STD (dark without errors)

The colorbar represents the latitude.



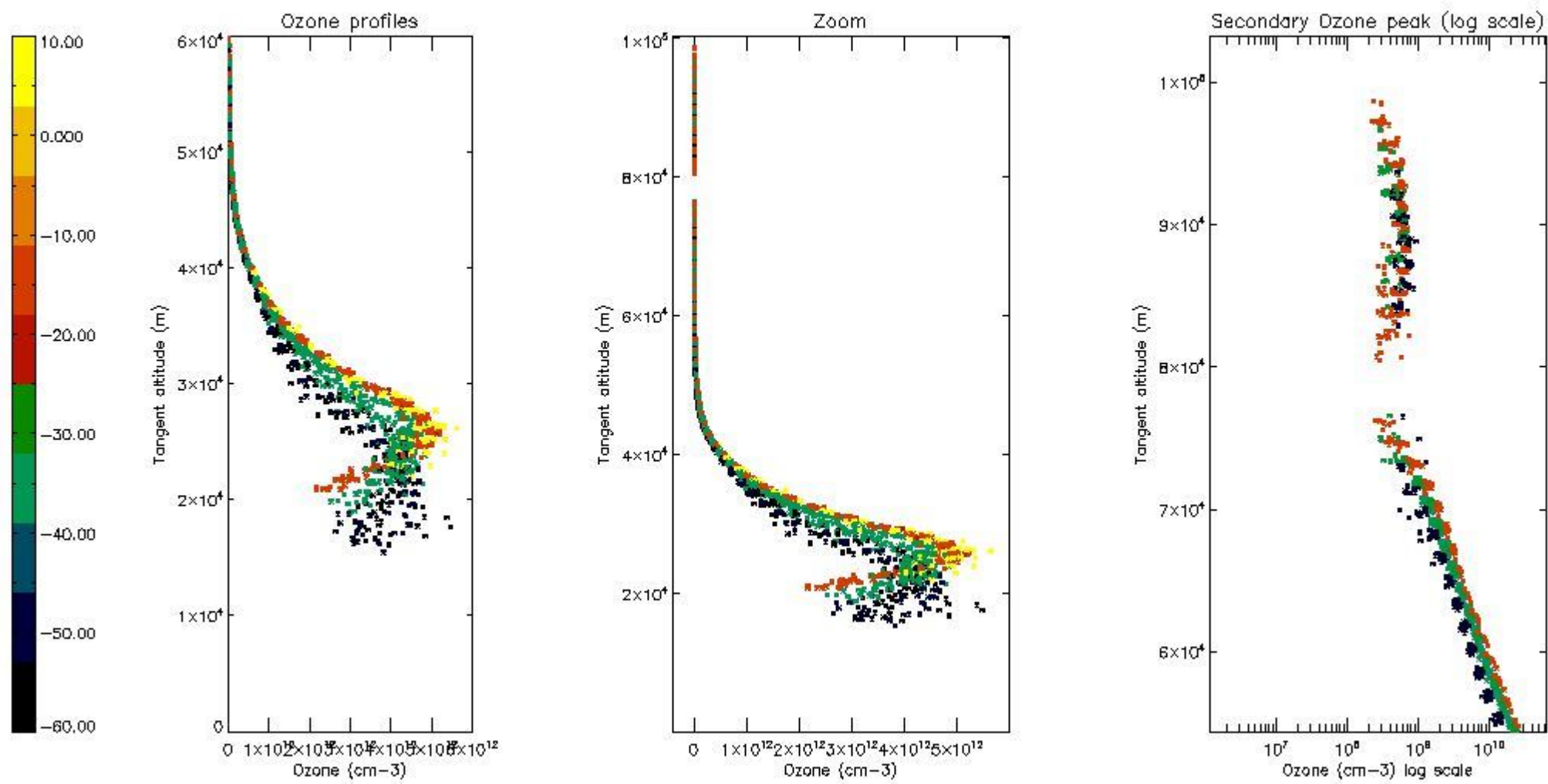
5.3 Plot ozone profiles where STD < 20% (dark without errors)

The colorbar represents the latitude.



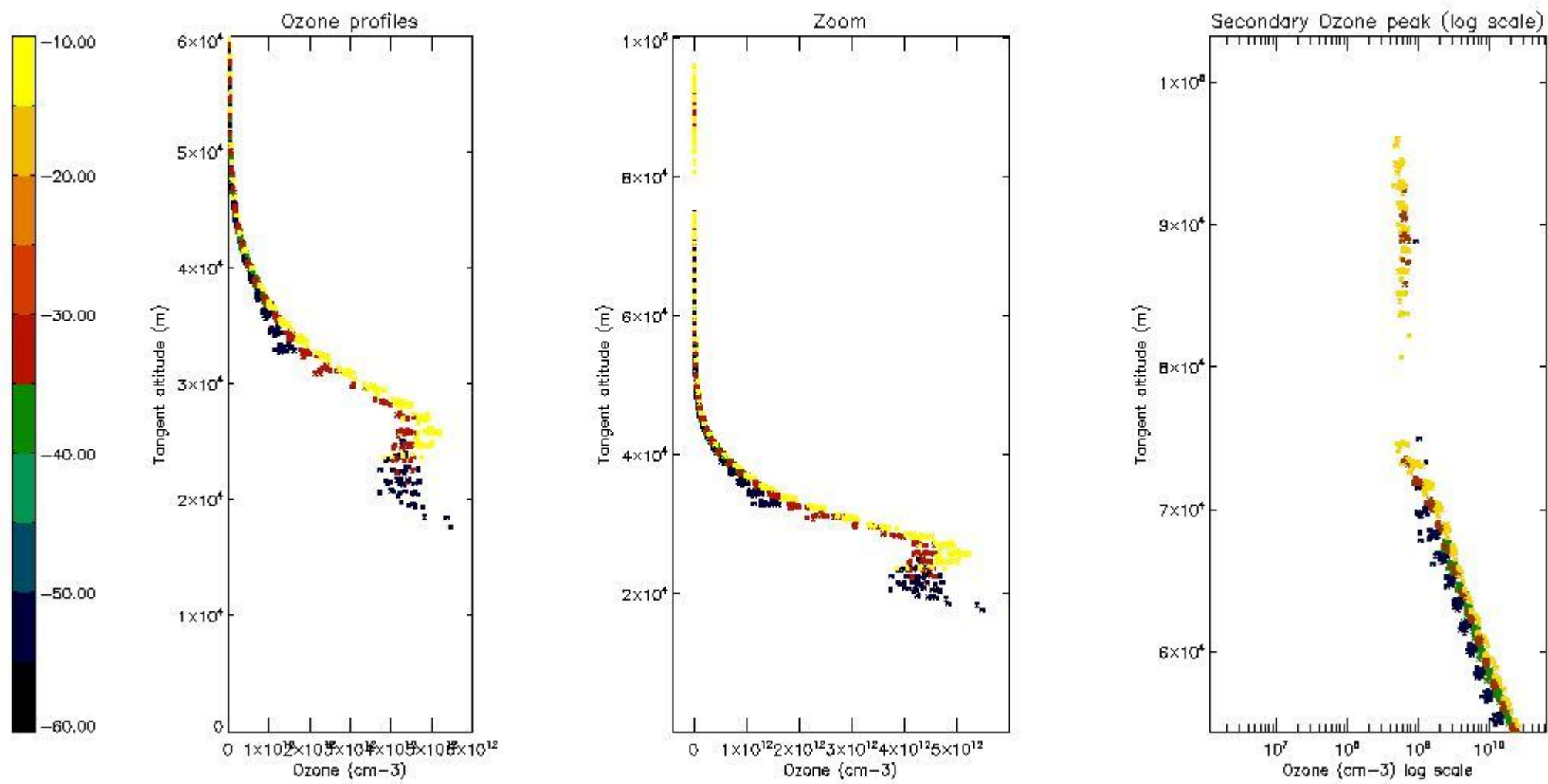
5.4 Plot ozone profiles where STD < 10% (dark without errors)

The colorbar represents the latitude.



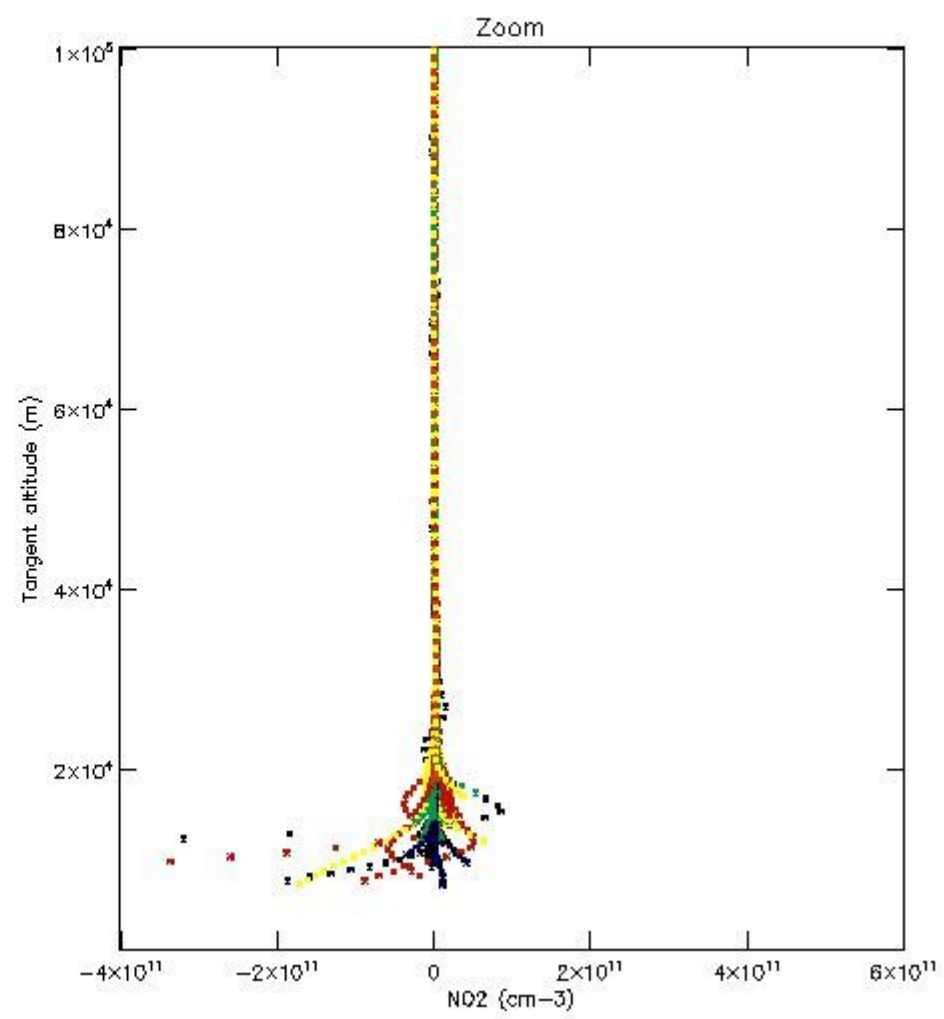
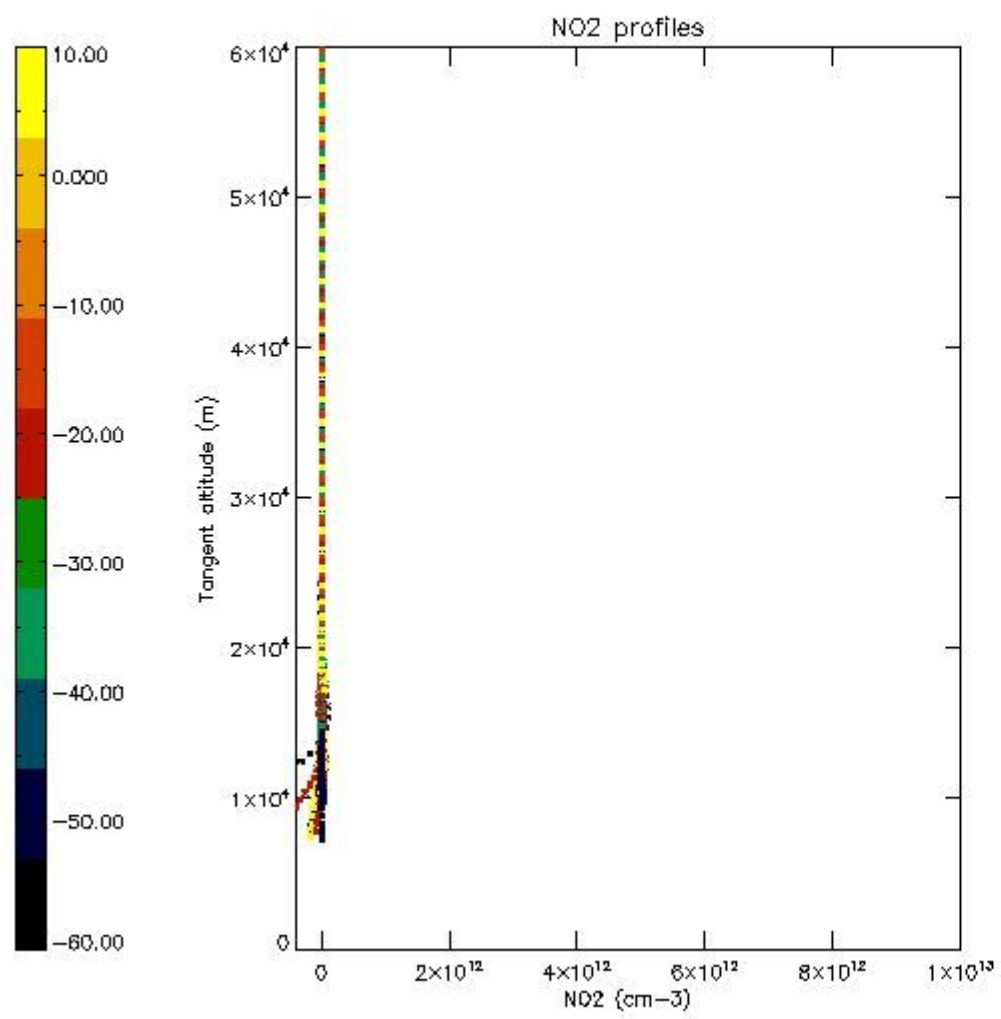
5.5 Plot ozone profiles where STD < 5% (dark without errors)

The colorbar represents the latitude.



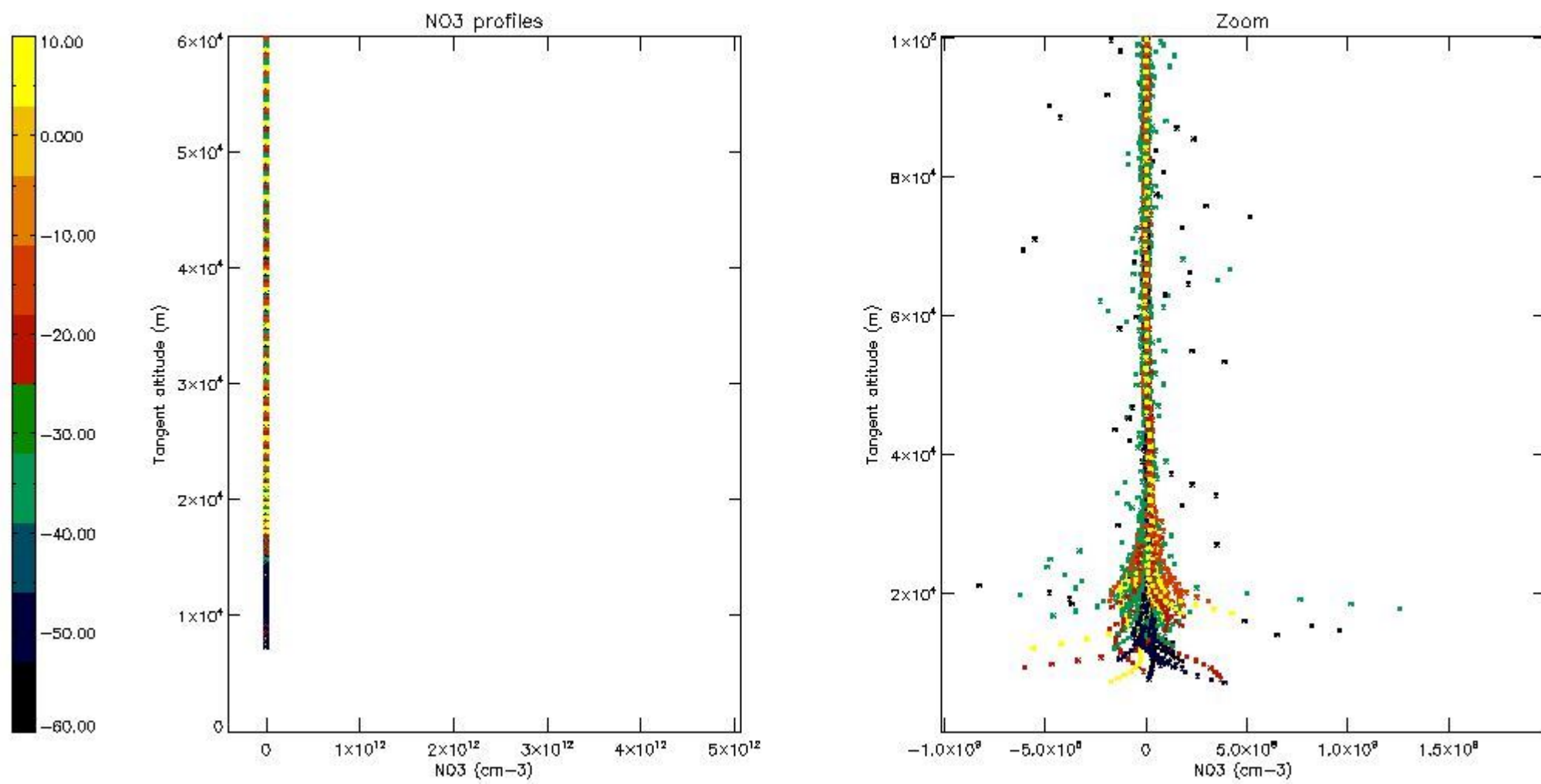
5.6 Plot NO₂ profiles for all STD (dark without errors)

The colorbar represents the latitude.



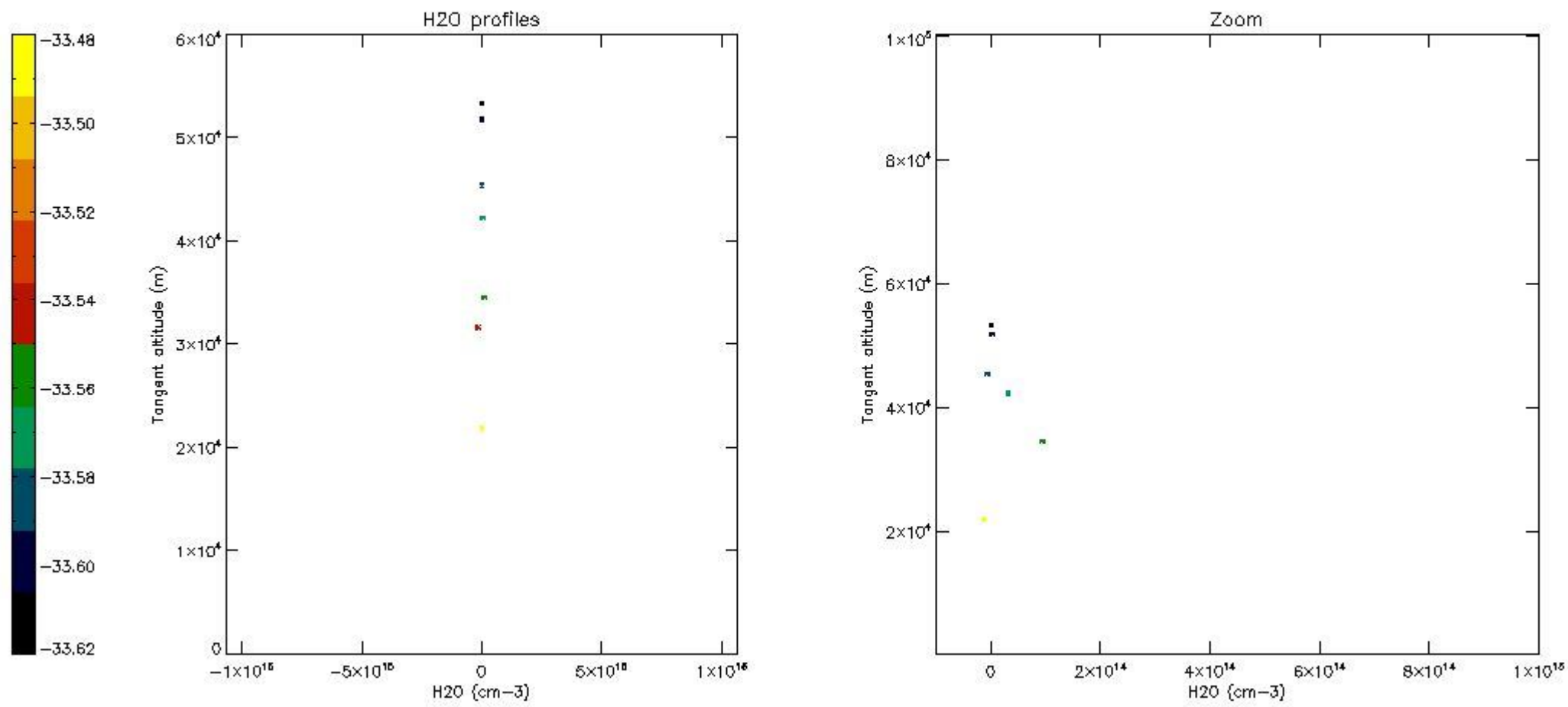
5.7 Plot NO3 profiles for all STD (dark without errors)

The colorbar represents the latitude.



5.8 Plot H2O profiles for all STD (only for occultations of stars 1,2,3,4,13,14,16,26,63 dark without errors)

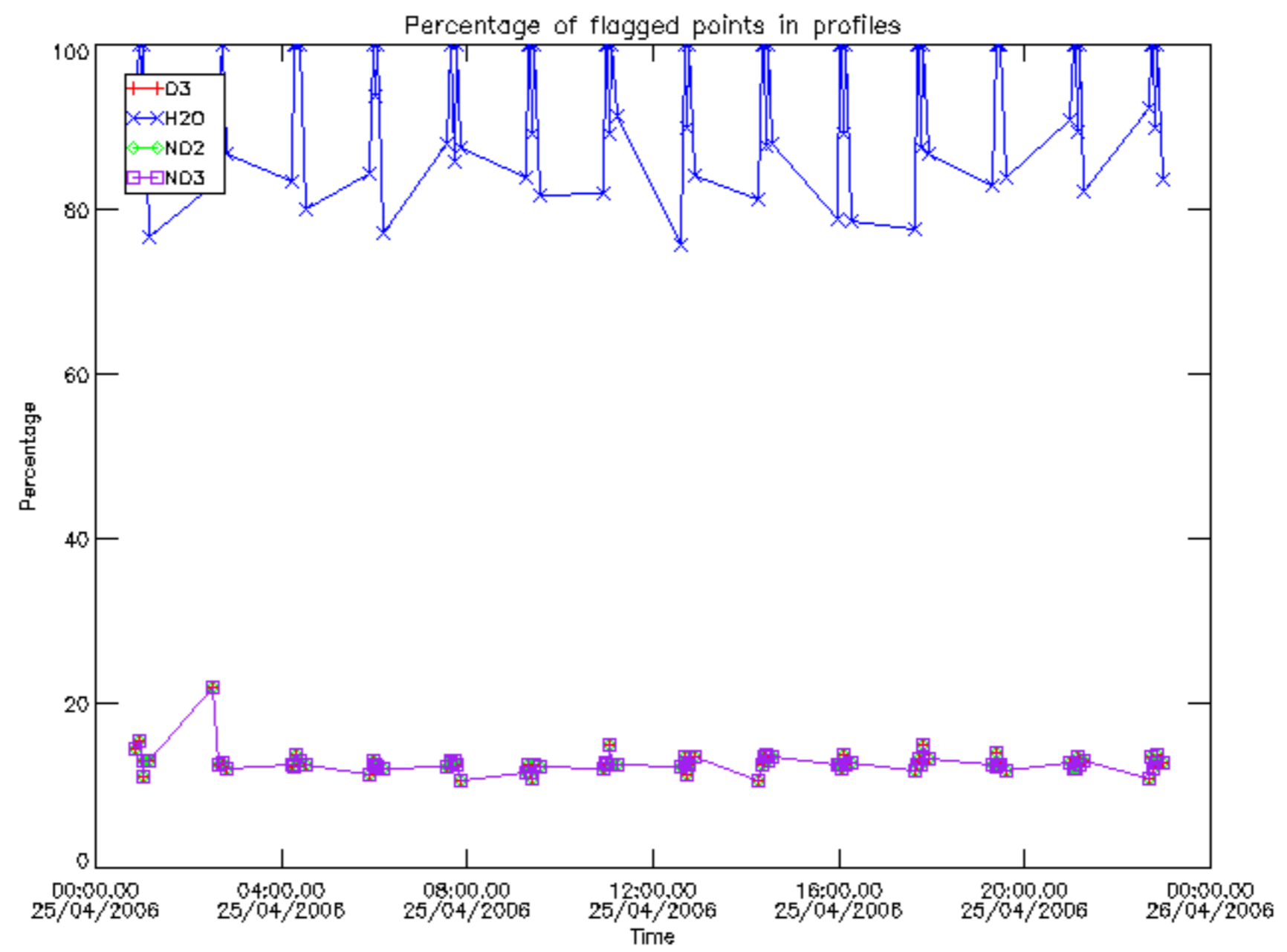
The colorbar represents the latitude.



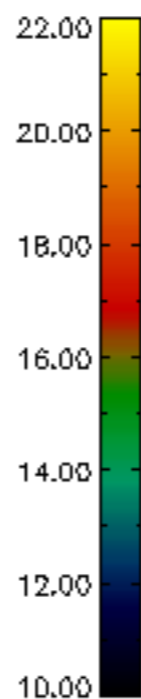
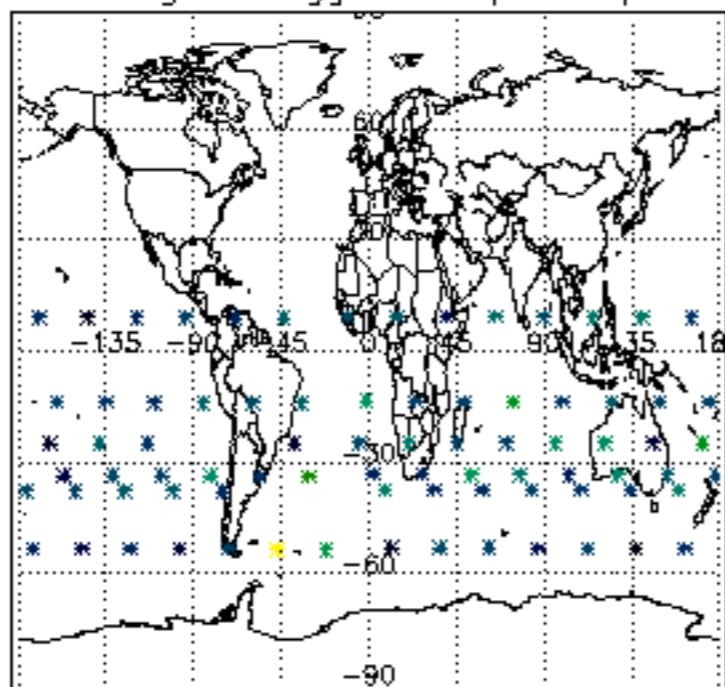
6. Auxiliary Data Files used for the production reported in section 2

The number reported in the third column indicates since which file (see list in section 2) the corresponding auxiliary file has been used. The fourth column is the date of those product files.

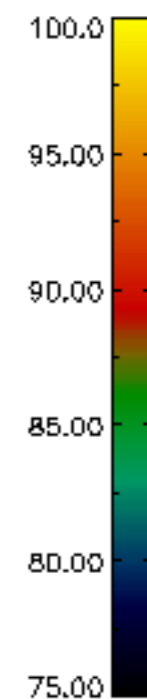
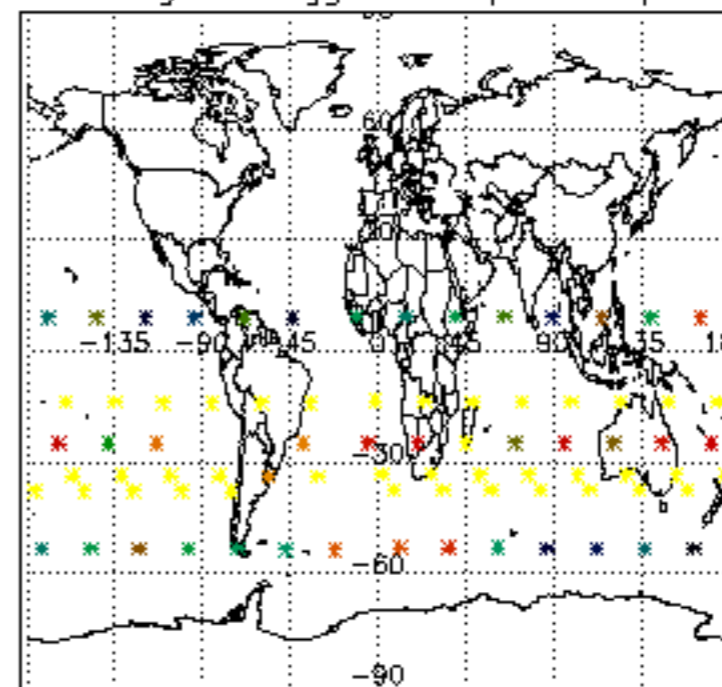
Type	Auxiliary Filename	Used since product	Used since product date
INST_PHYS_CHARACTERISTICS	GOM_INS_AXVIEC20091111_143220_20030716_120000_20500101_000000	1	25-APR-2006 00:02:47
LEVEL-2_PROC_CONFIG	GOM_PR2_AXVIEC20091111_152718_20020301_000000_20500101_000000	1	25-APR-2006 00:02:47
CROSS_SECTIONS_FILE	GOM_CRS_AXVIEC20091111_154832_20020301_000000_20500101_000000	1	25-APR-2006 00:02:47



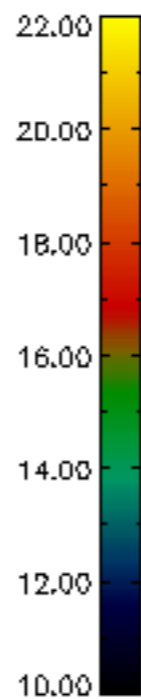
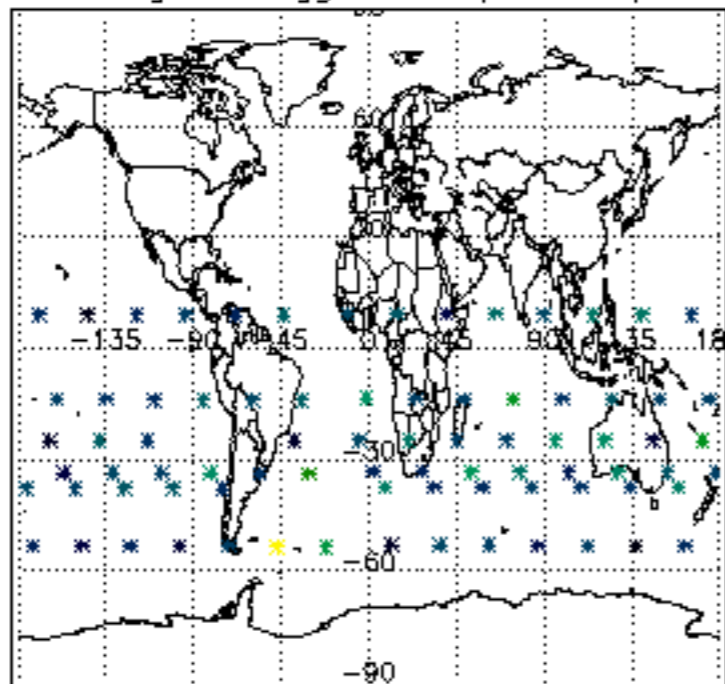
Percentage of flagged data per D3 profile



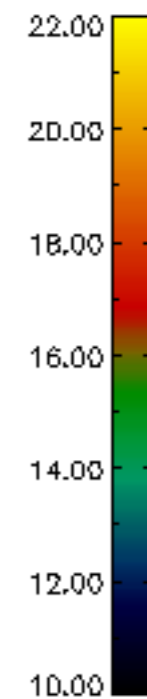
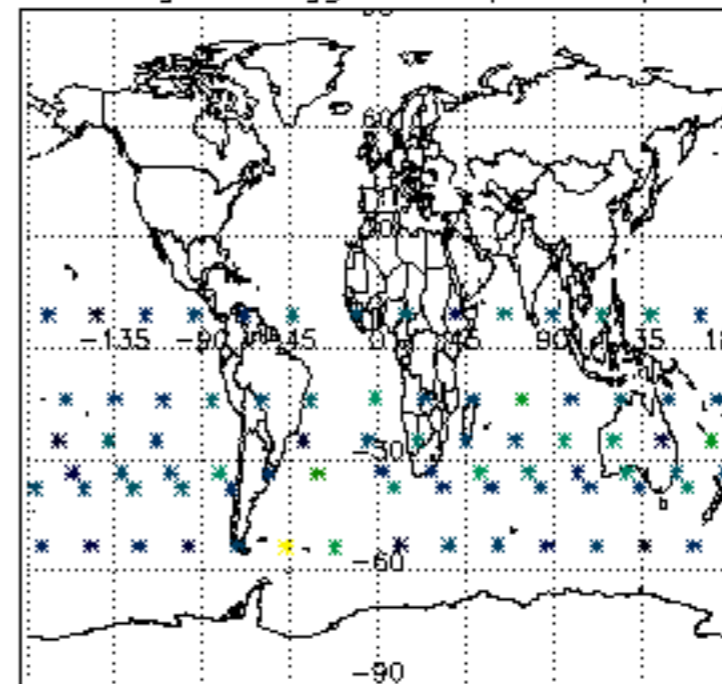
Percentage of flagged data per H2O profile

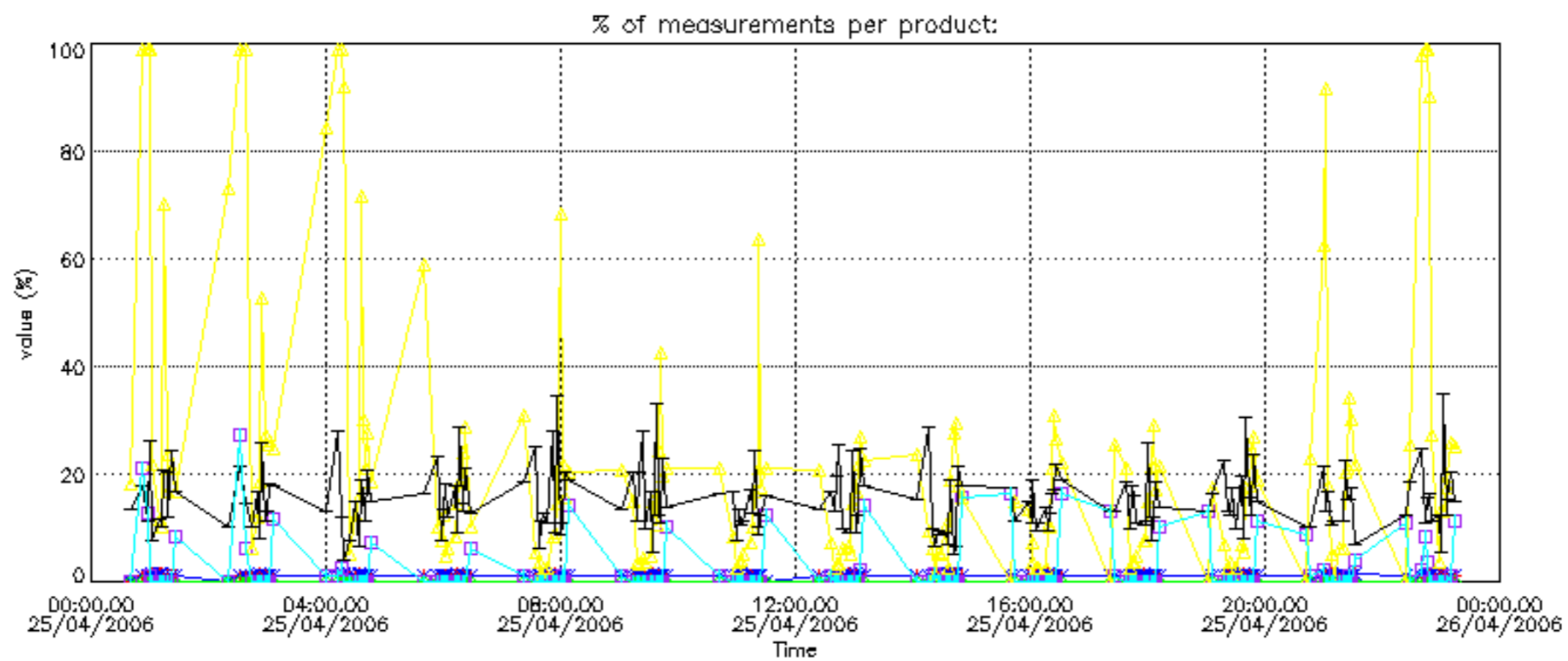


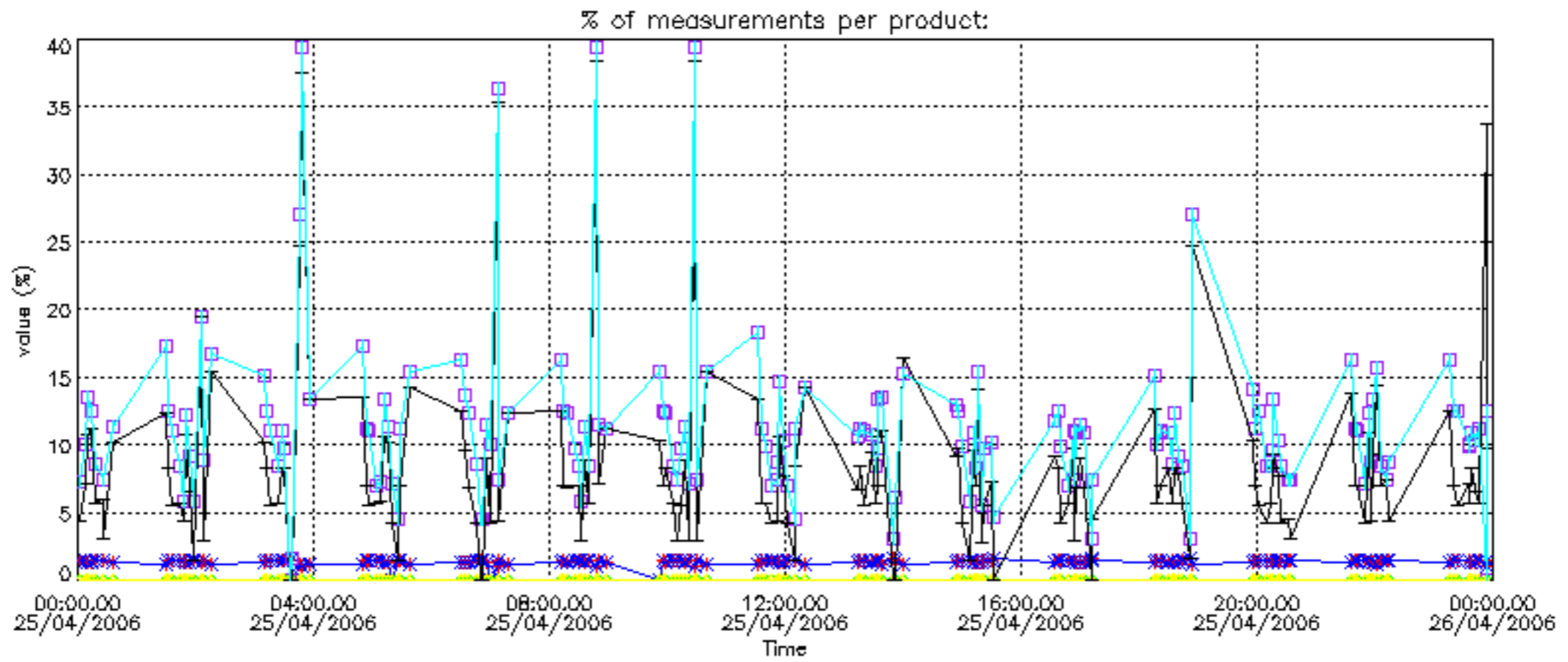
Percentage of flagged data per NO2 profile



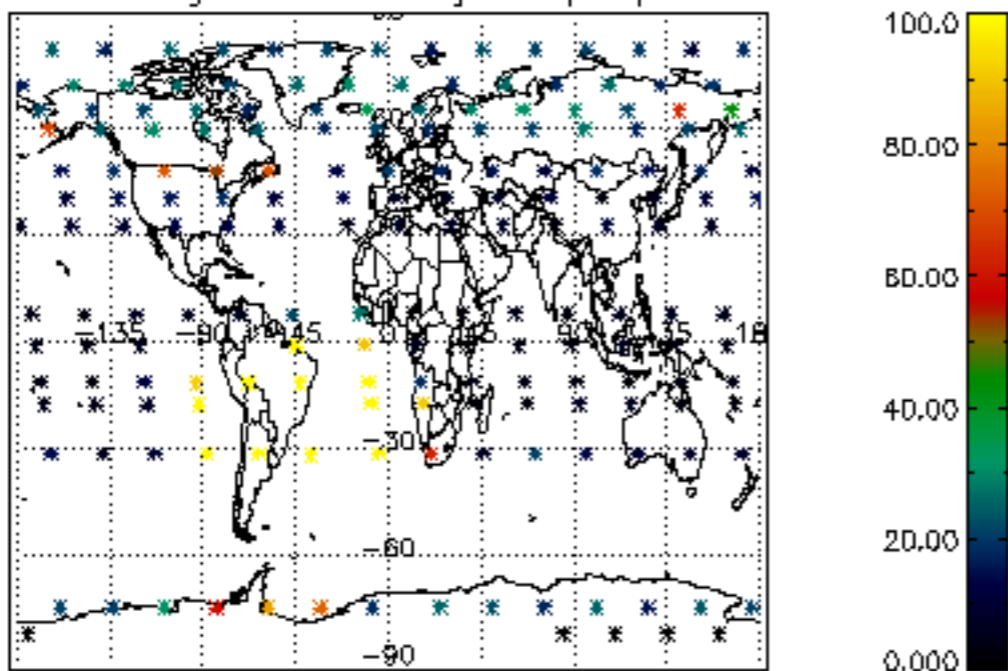
Percentage of flagged data per NO3 profile



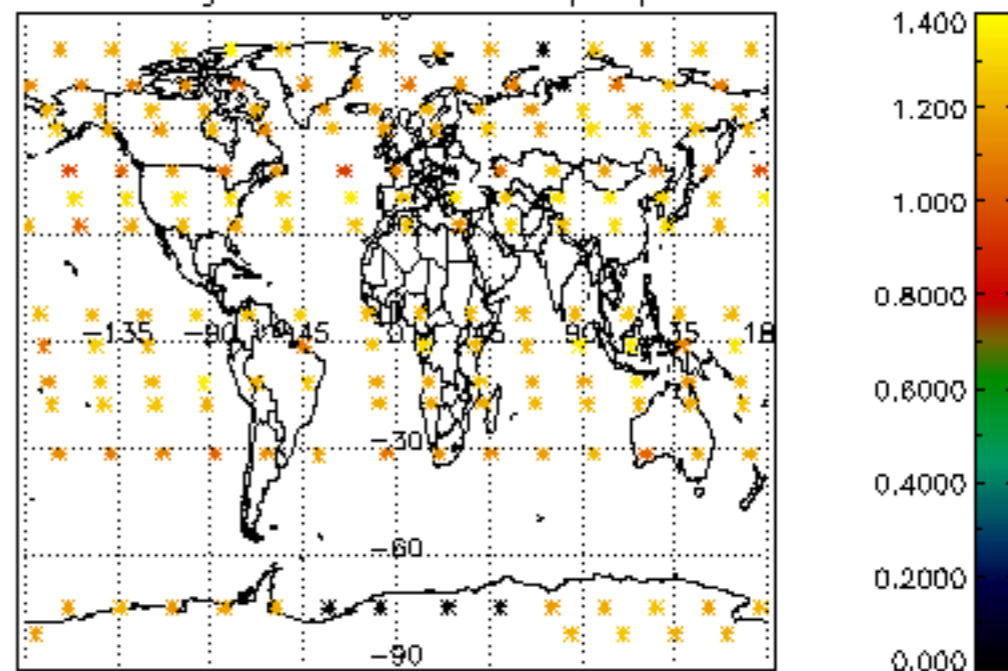




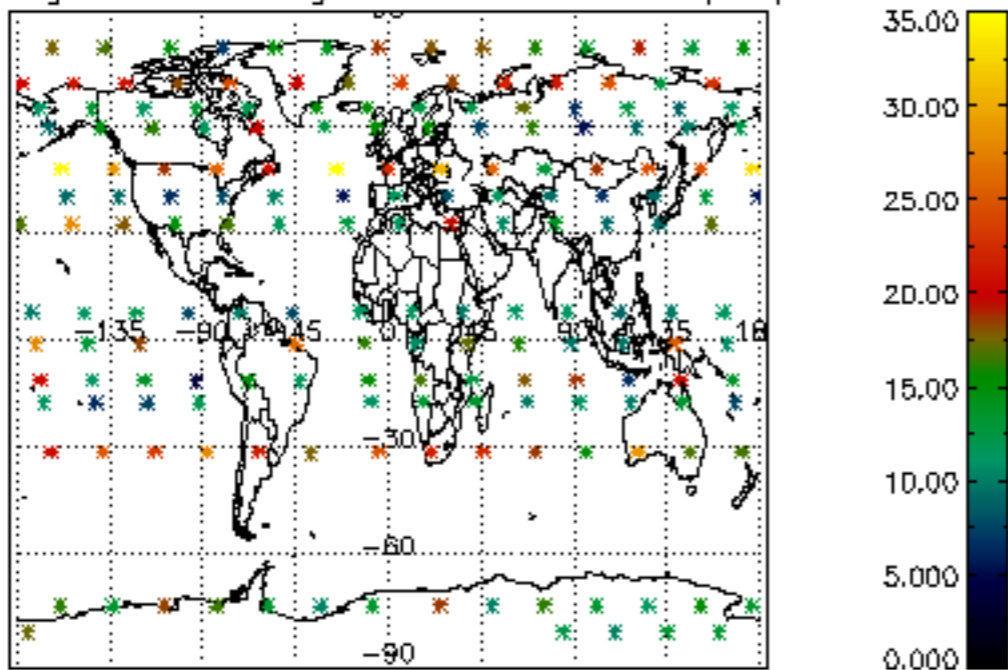
Percentage of cosmic ray hits per profile



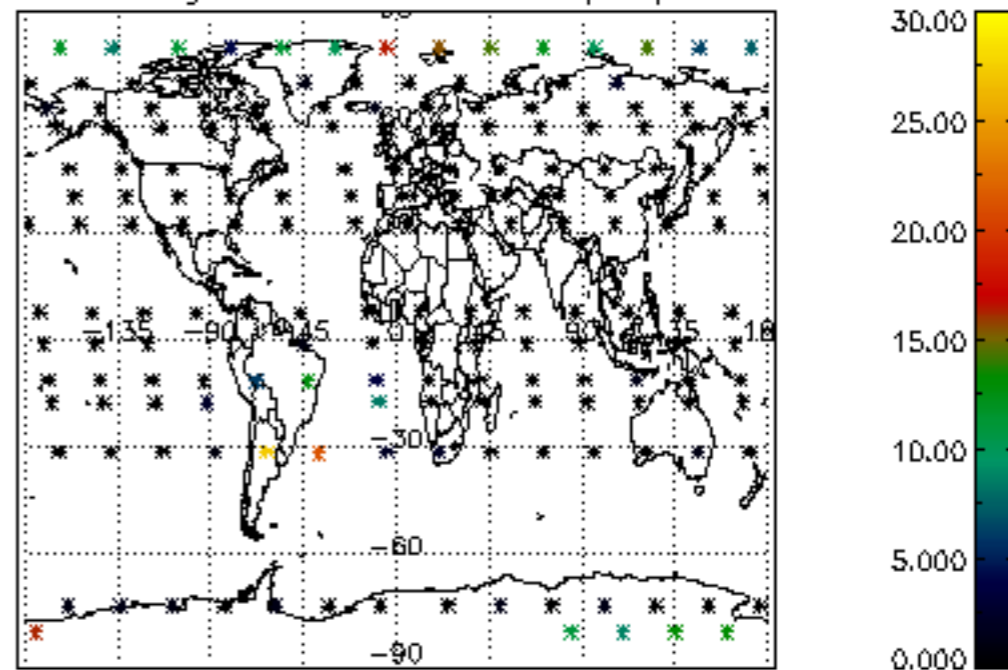
Percentage of datation errors per profile



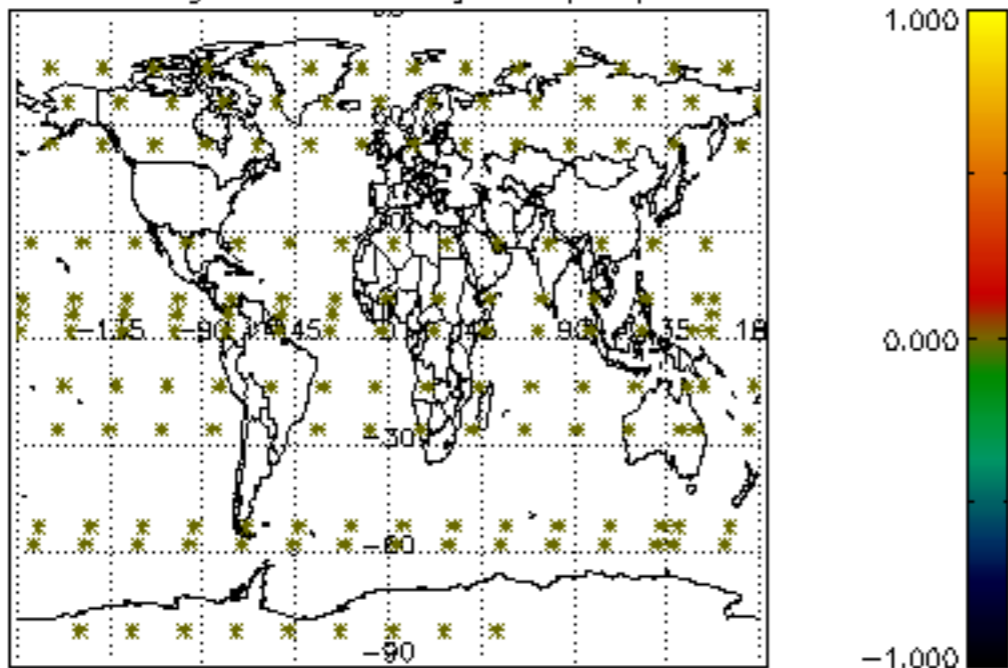
Percentage of star falling outside central band per profile



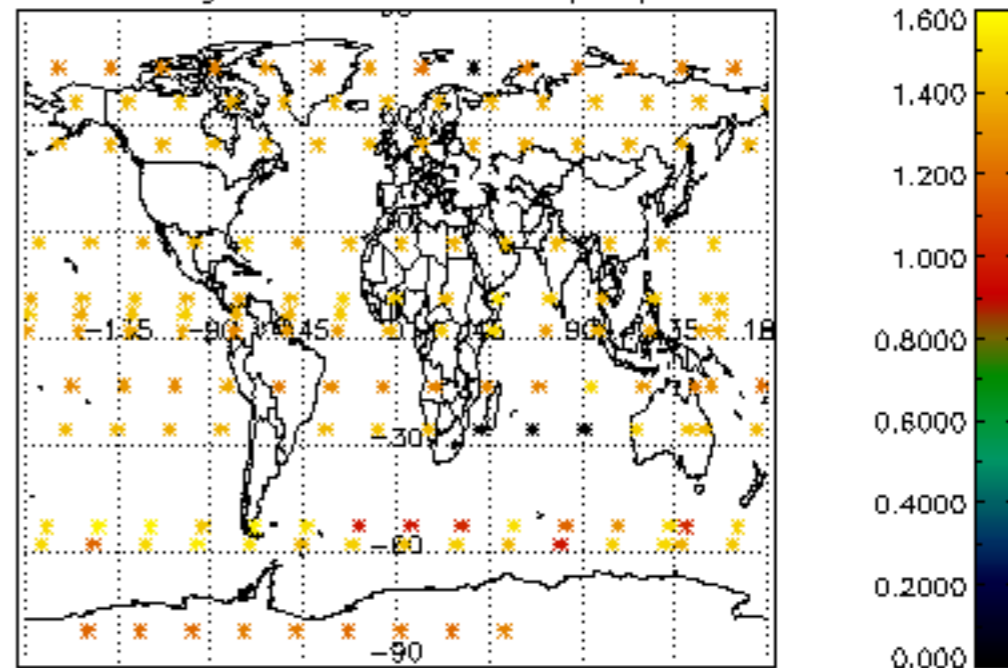
Percentage of saturation errors per profile



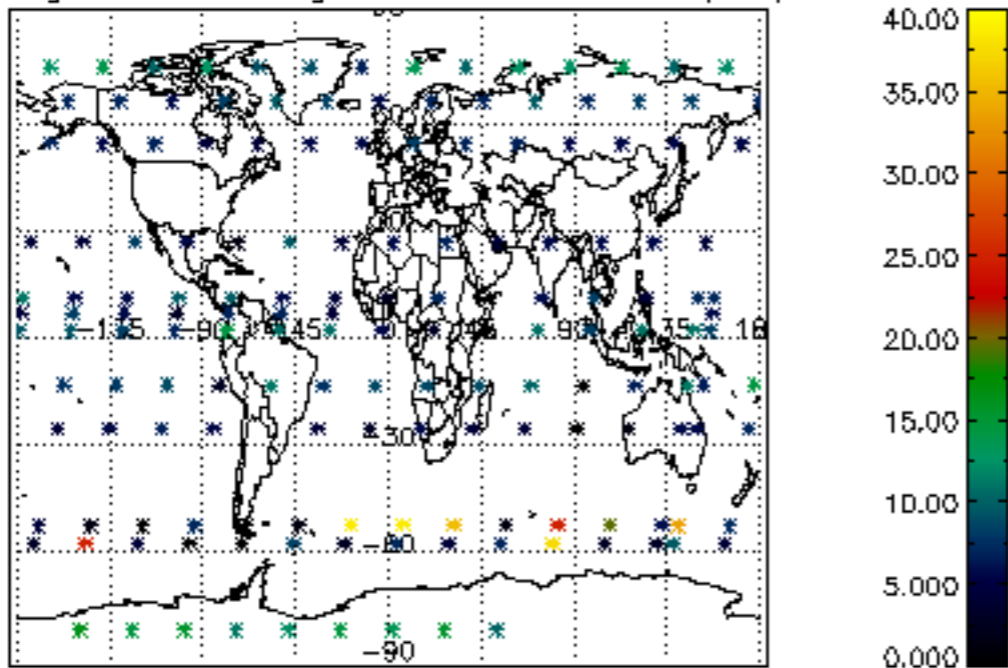
Percentage of cosmic ray hits per profile



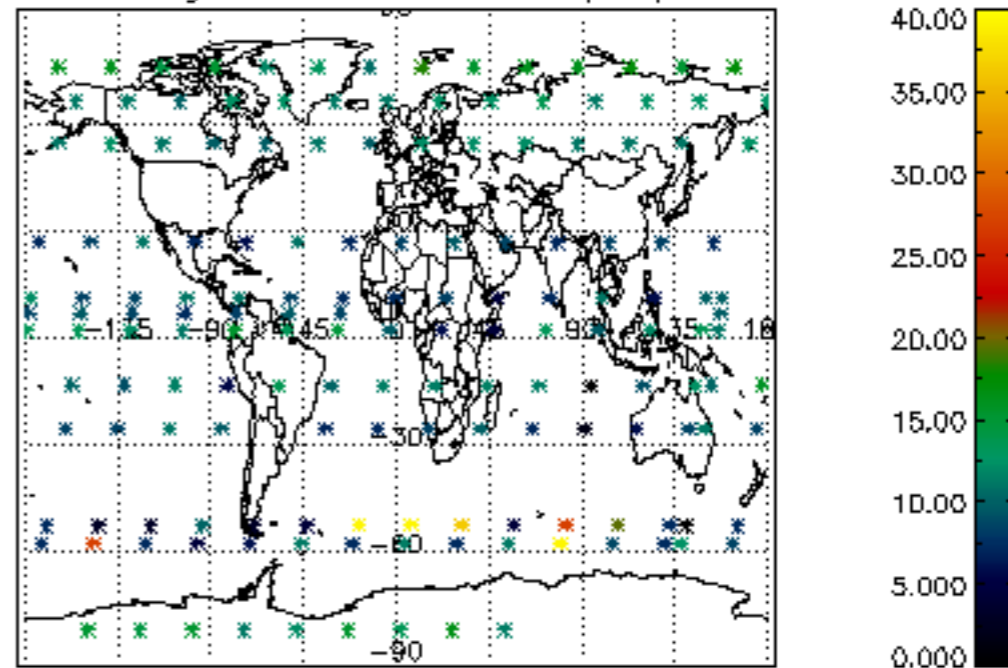
Percentage of datation errors per profile

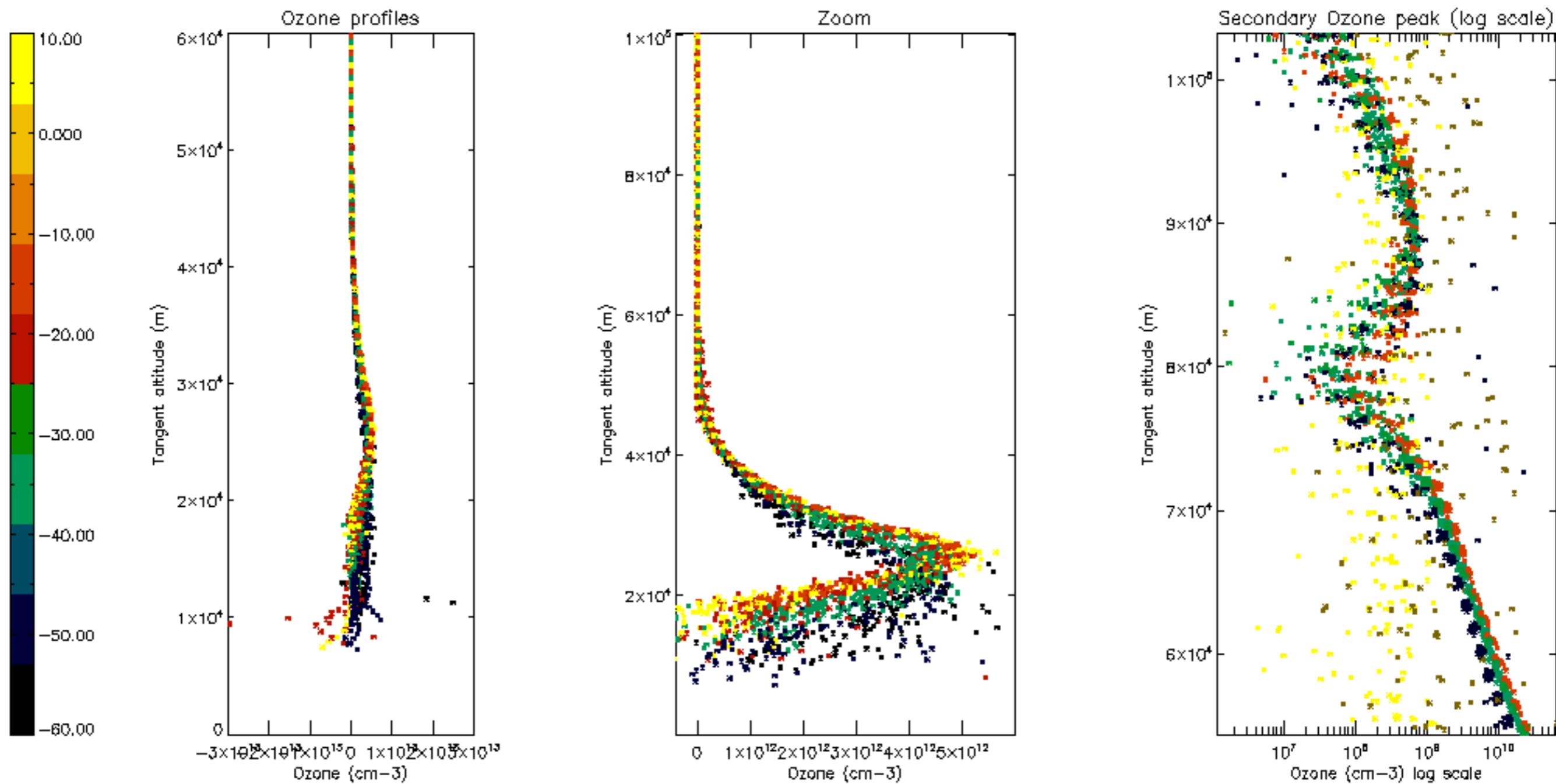


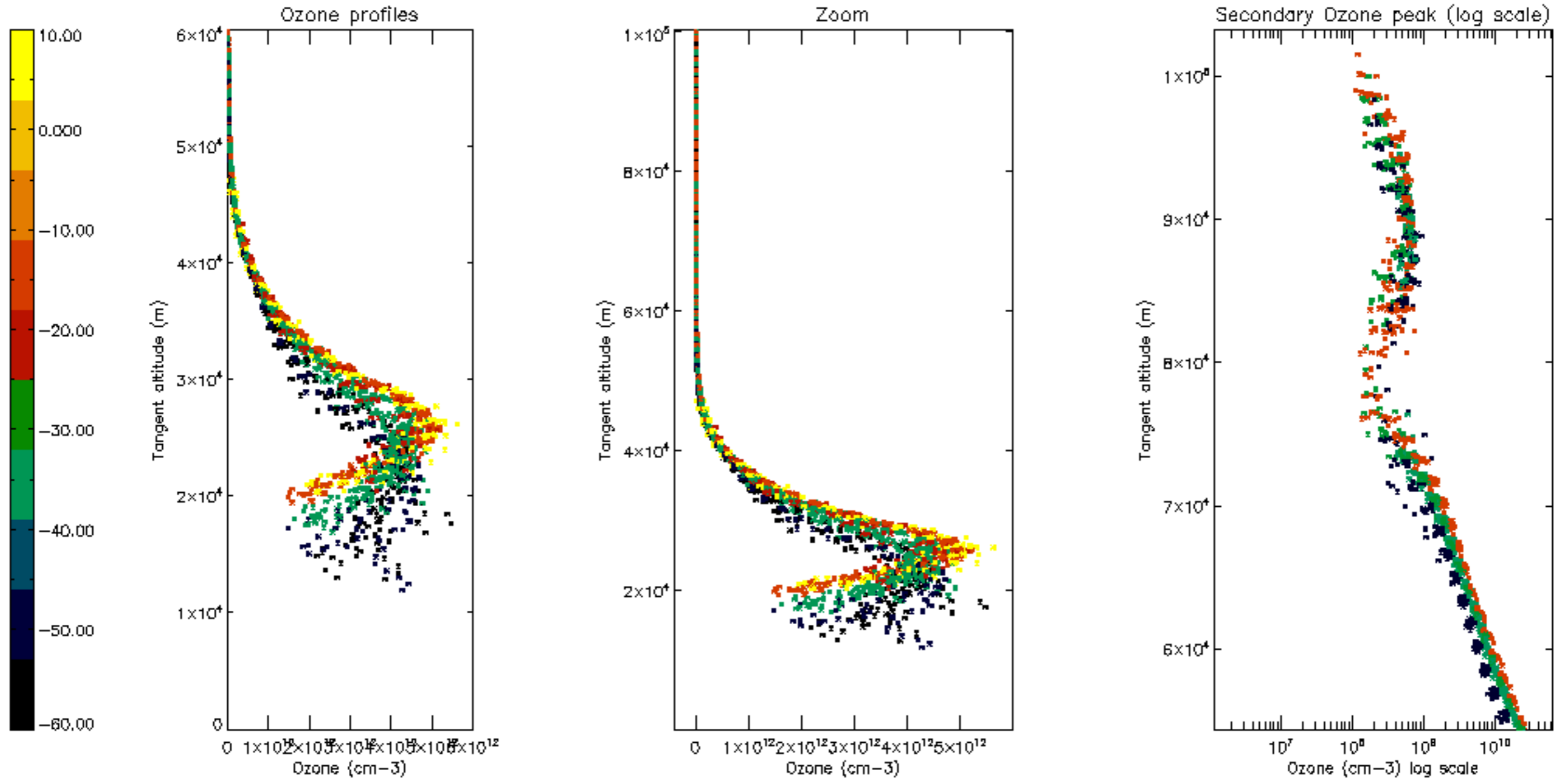
Percentage of star falling outside central band per profile

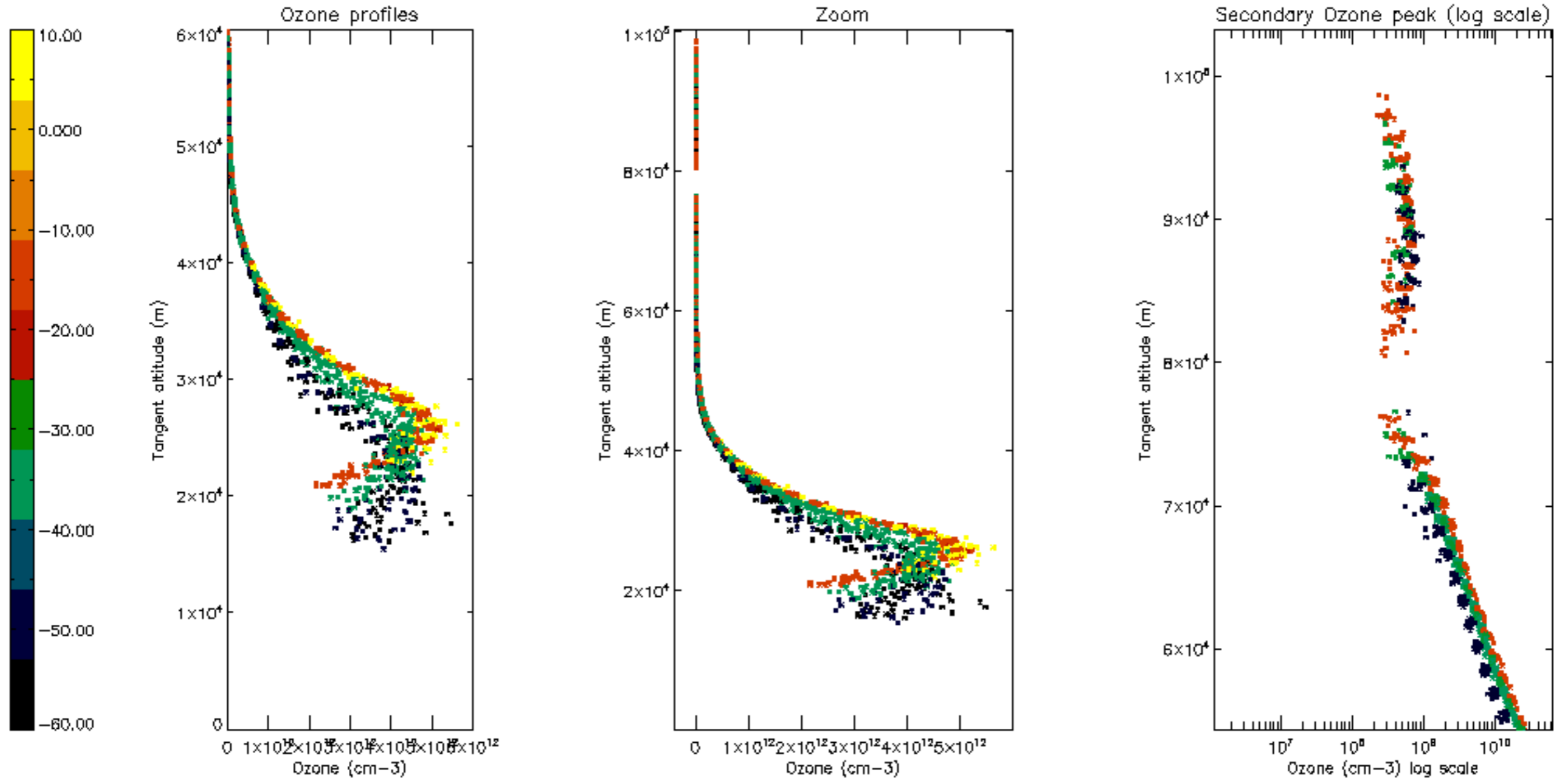


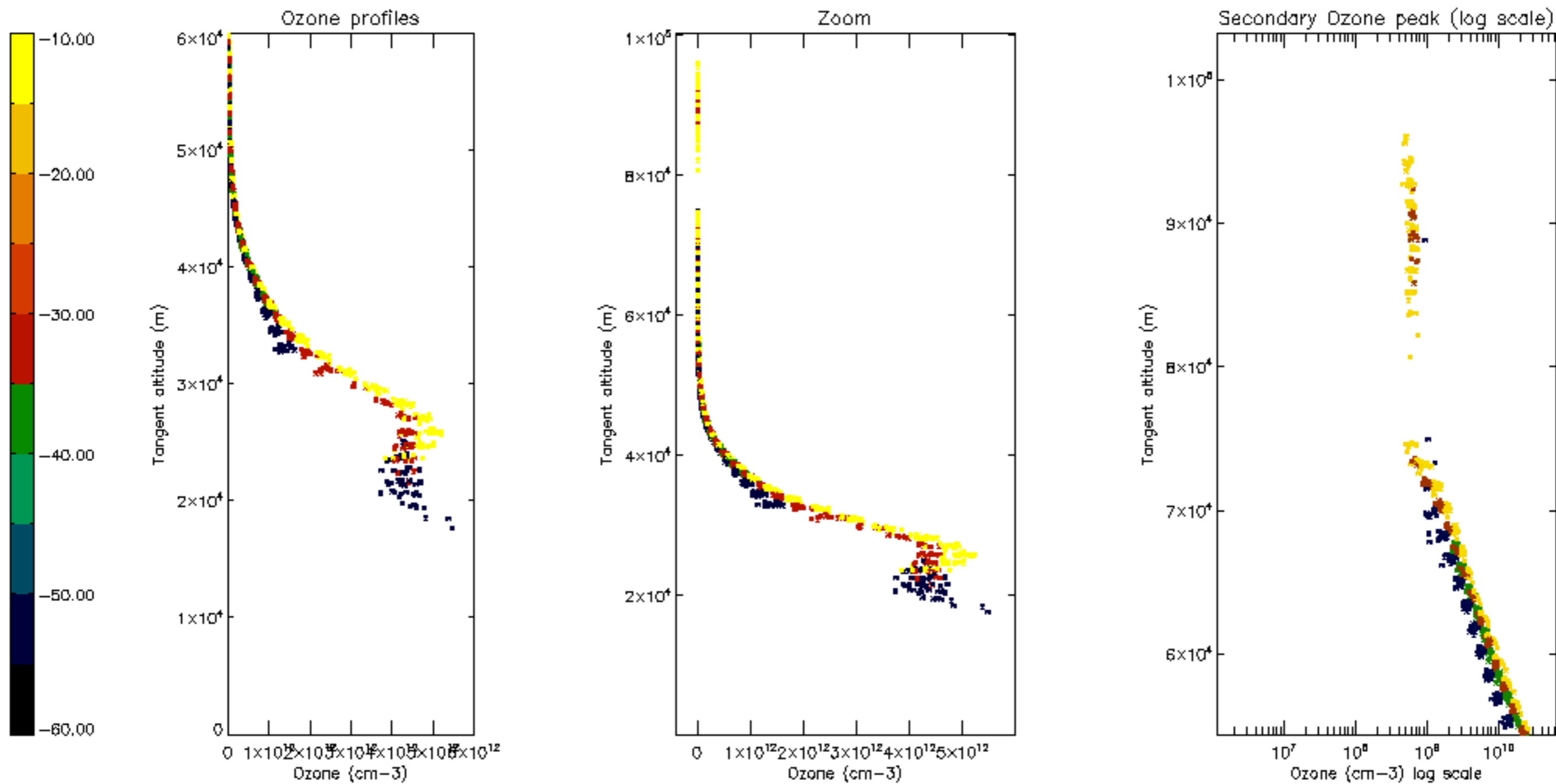
Percentage of saturation errors per profile

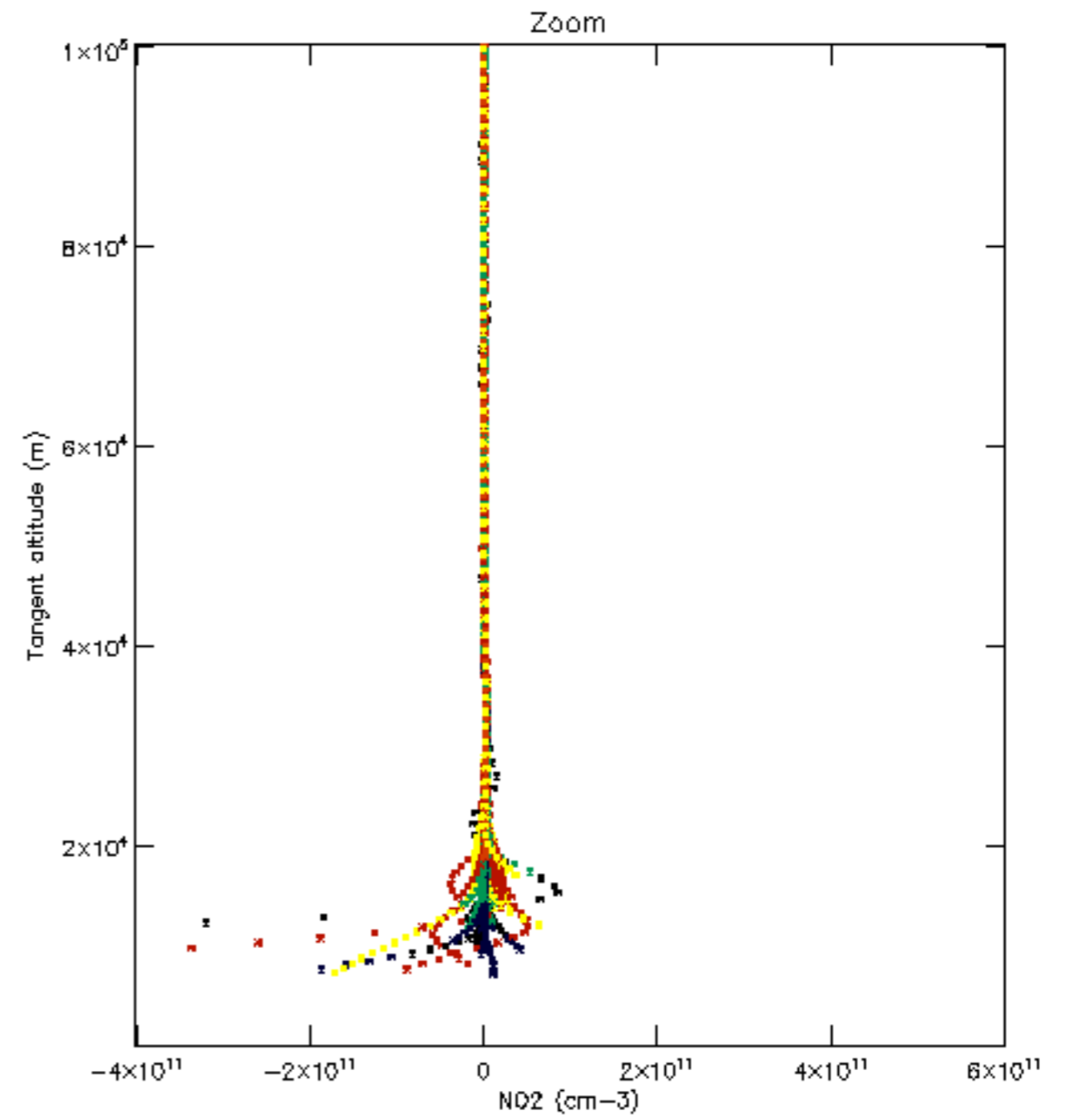
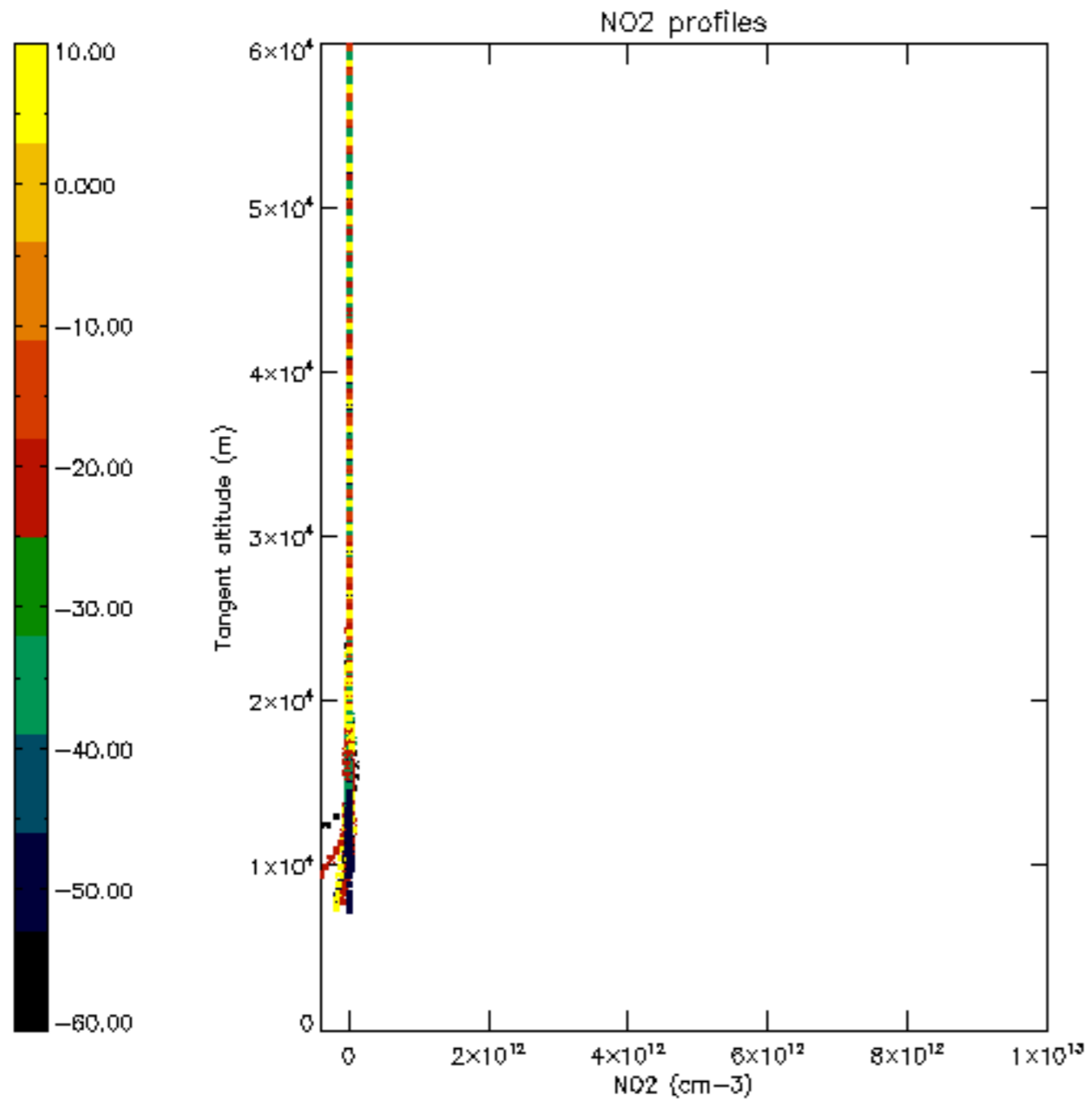


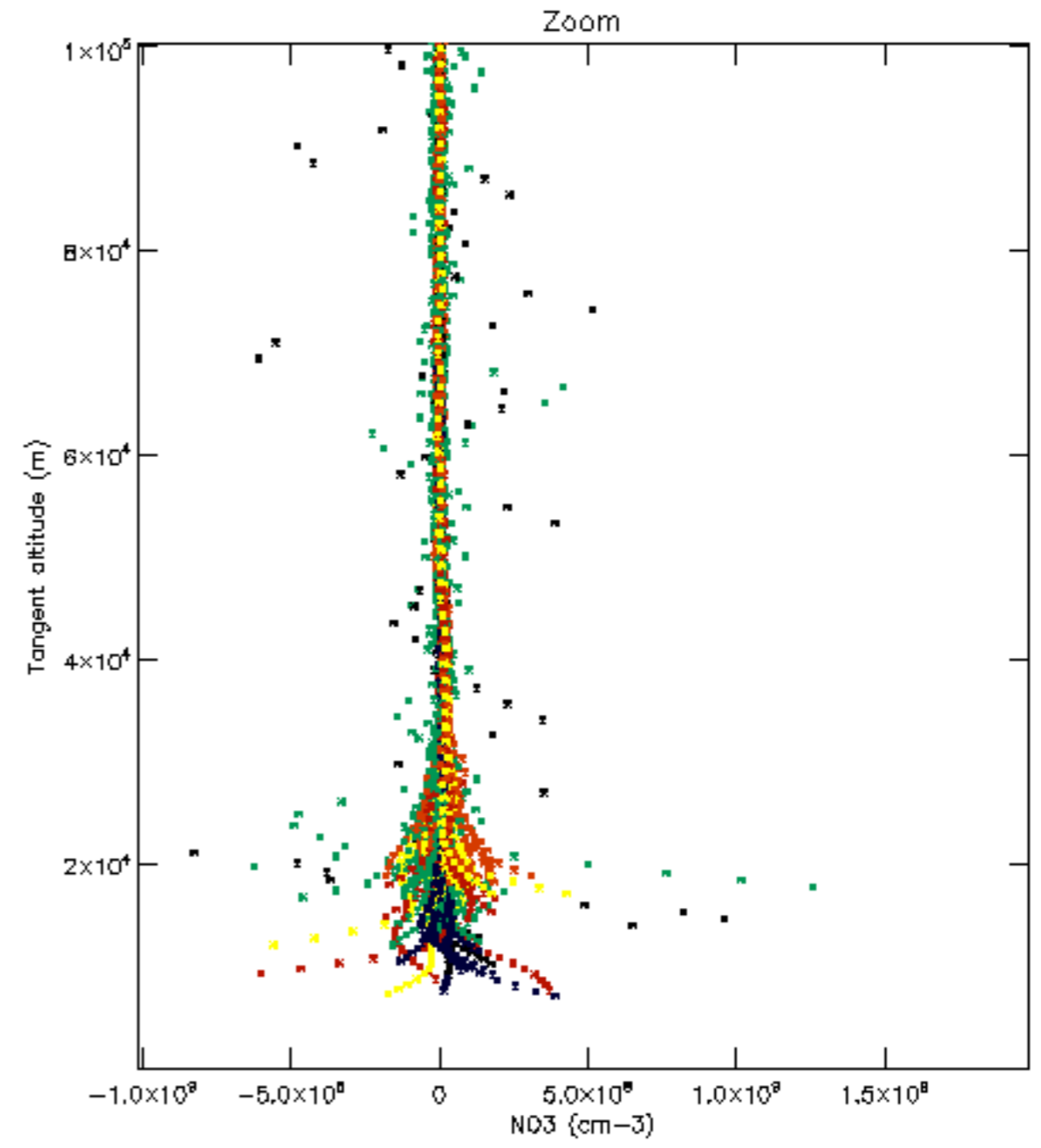
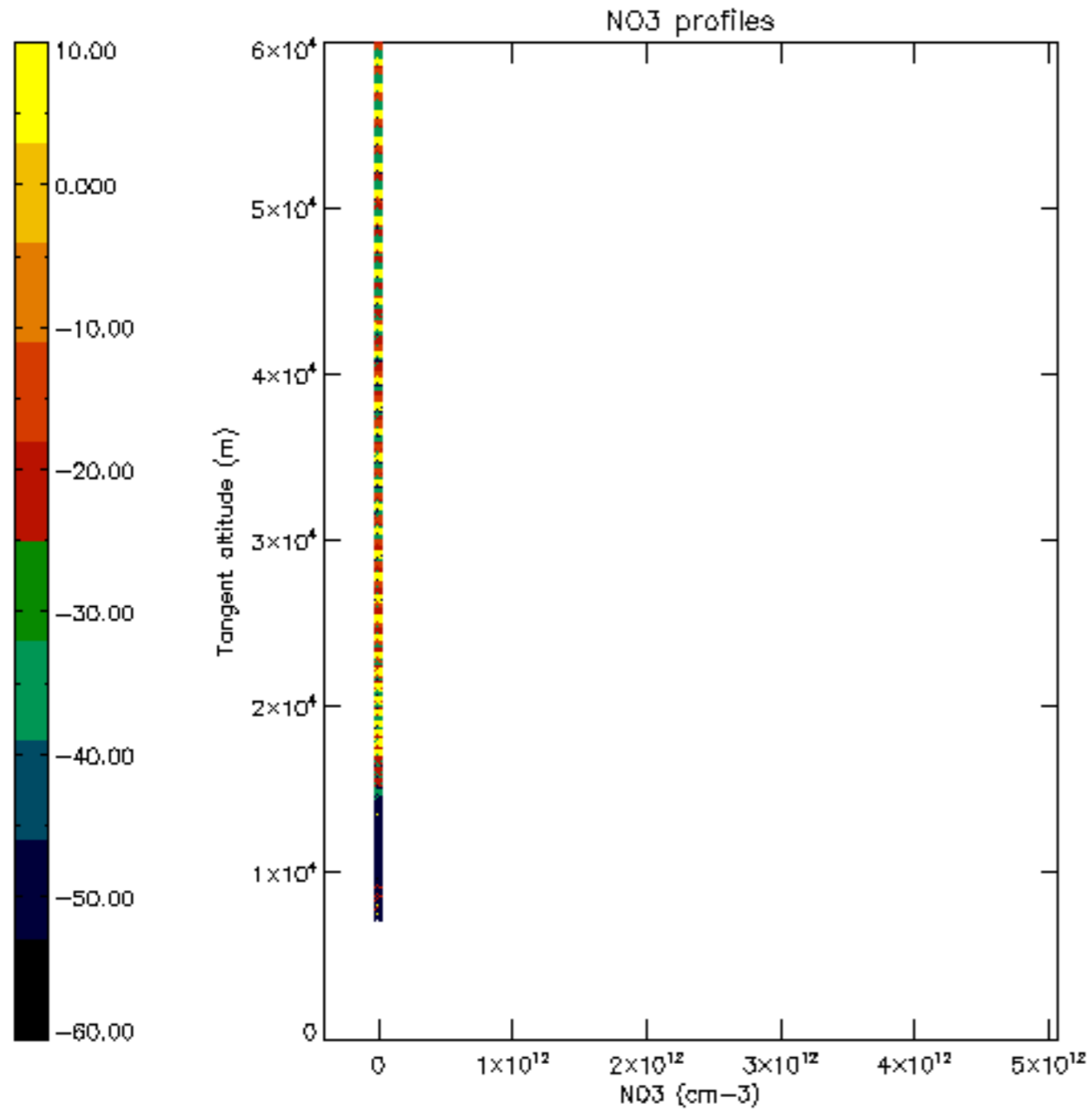


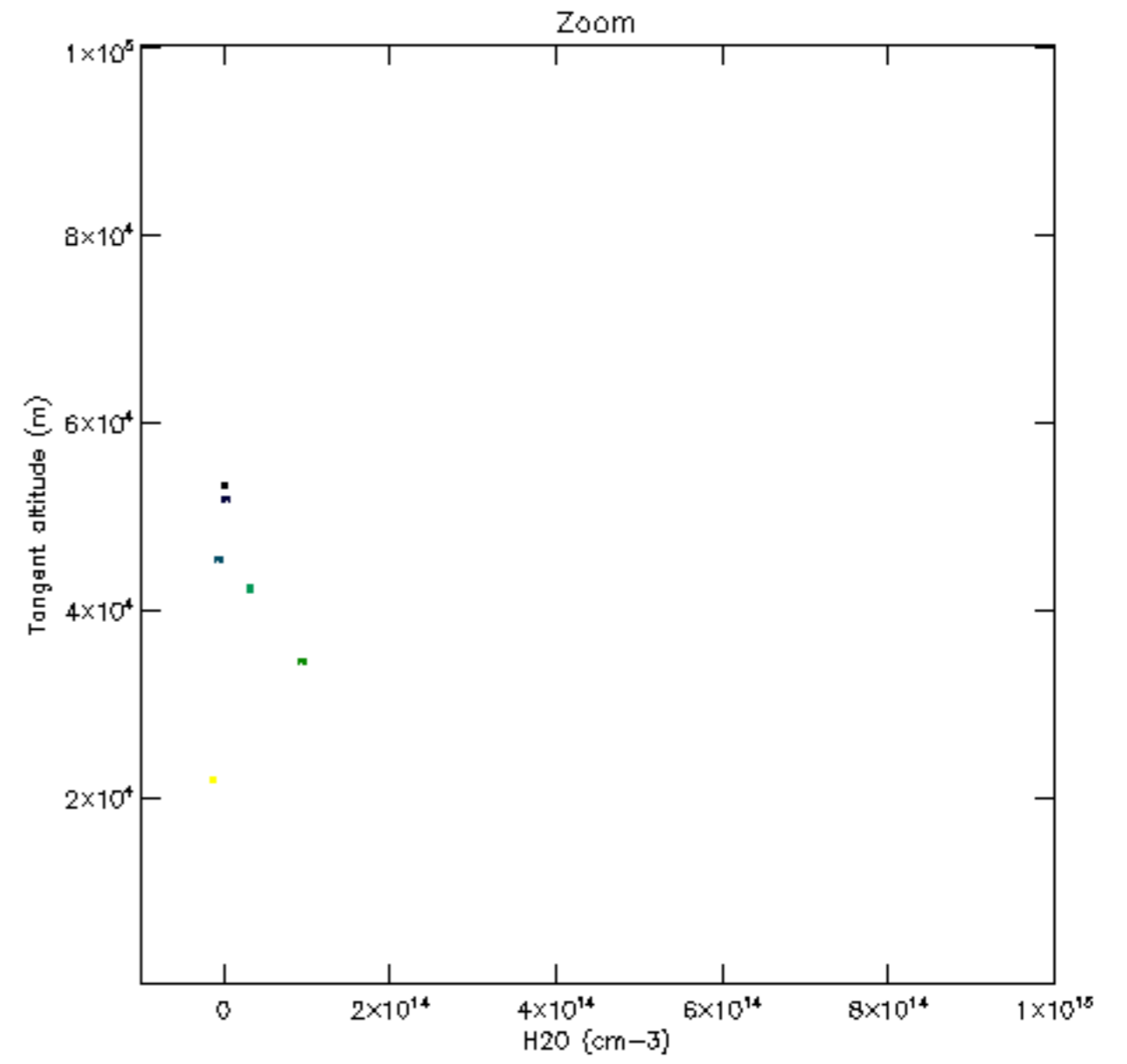
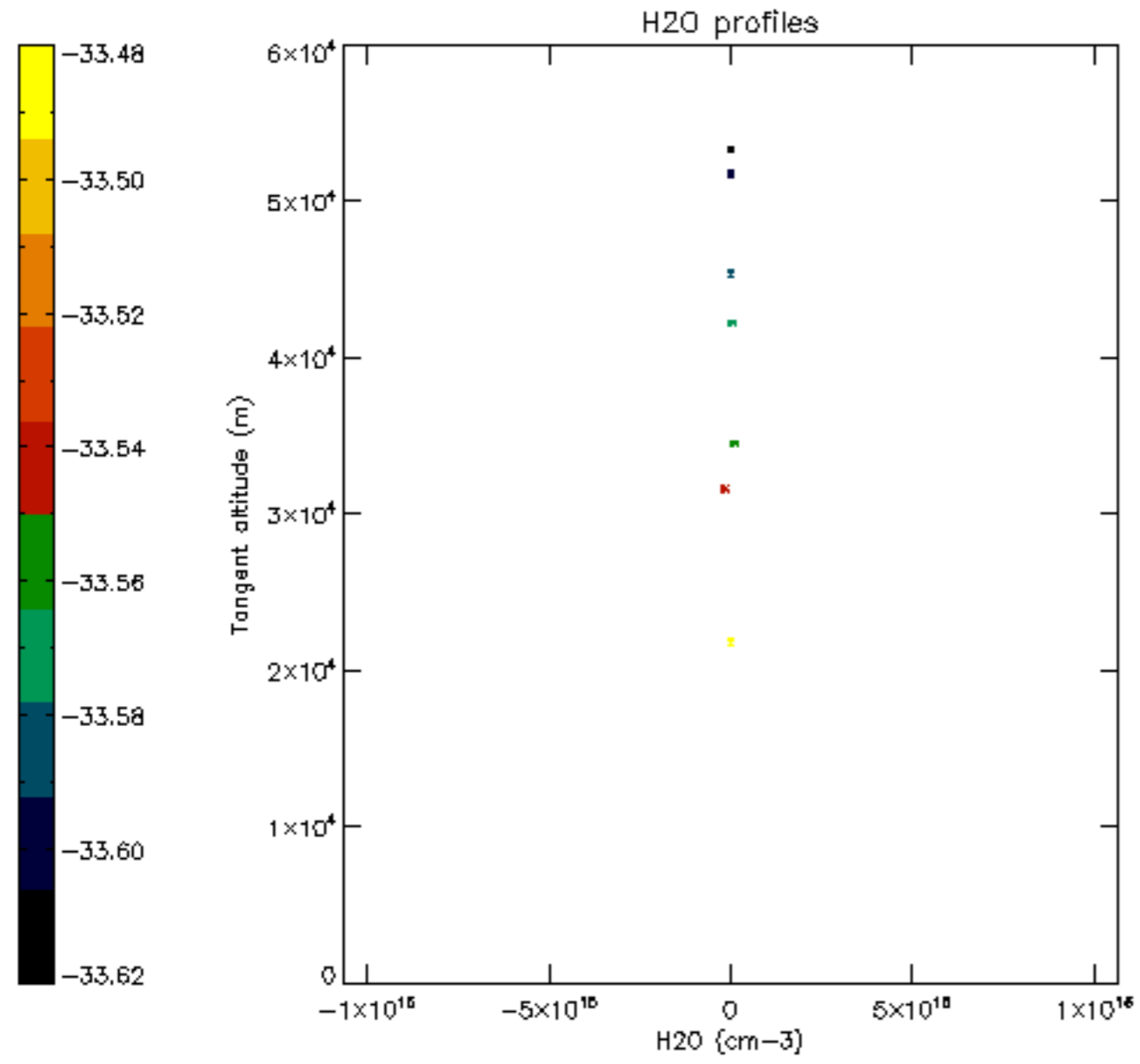


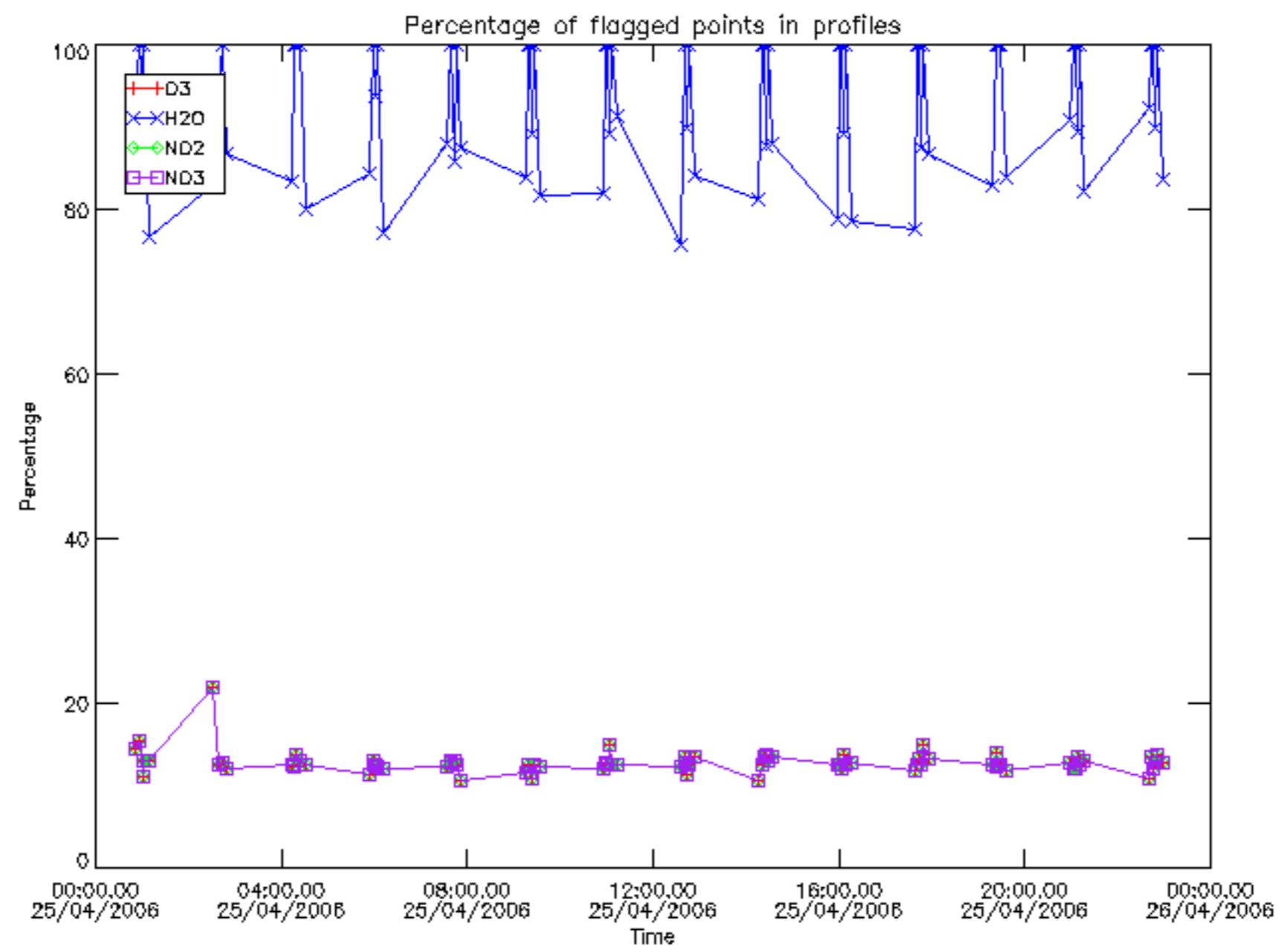




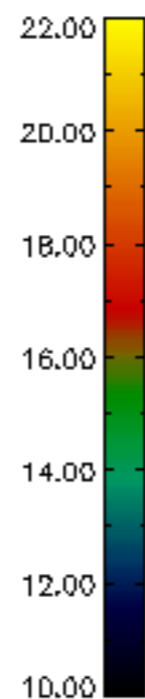
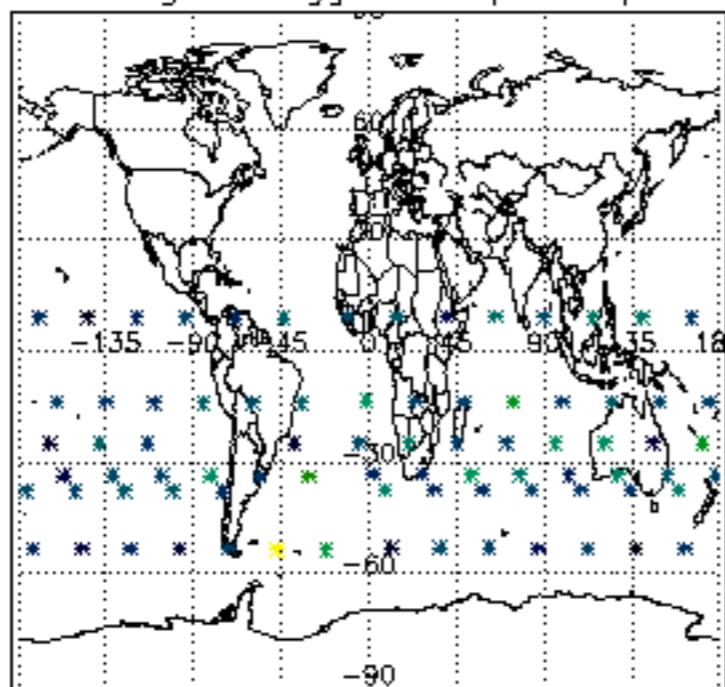




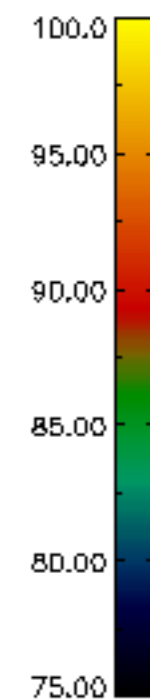
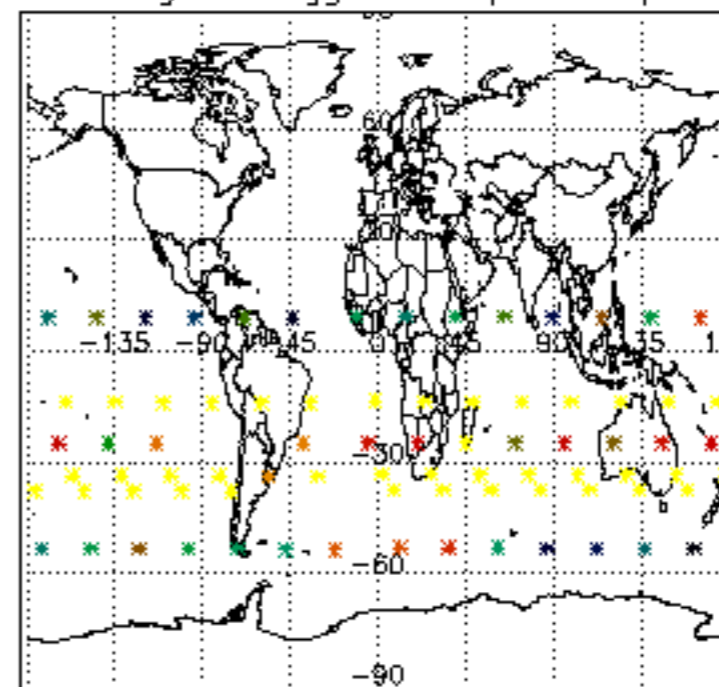




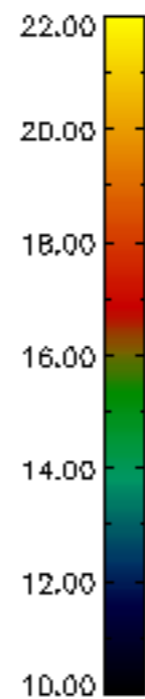
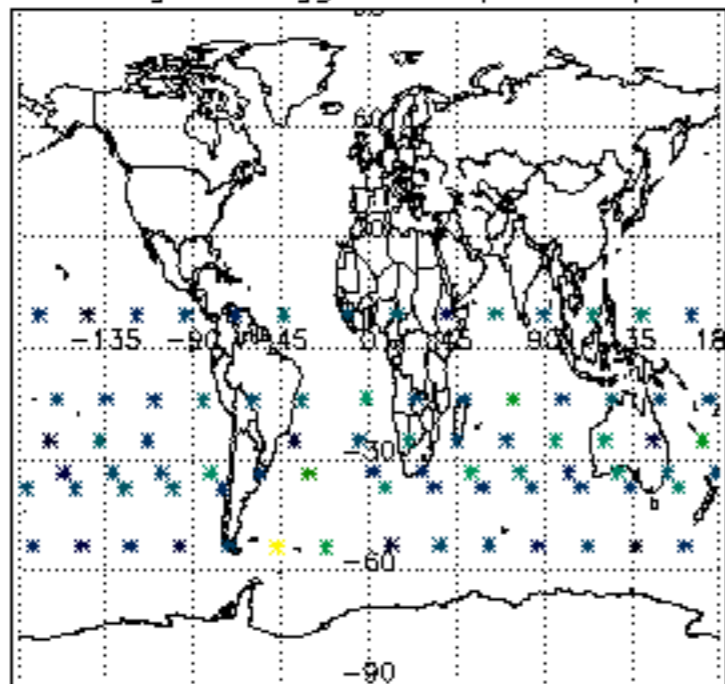
Percentage of flagged data per D3 profile



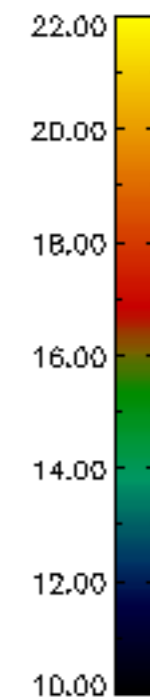
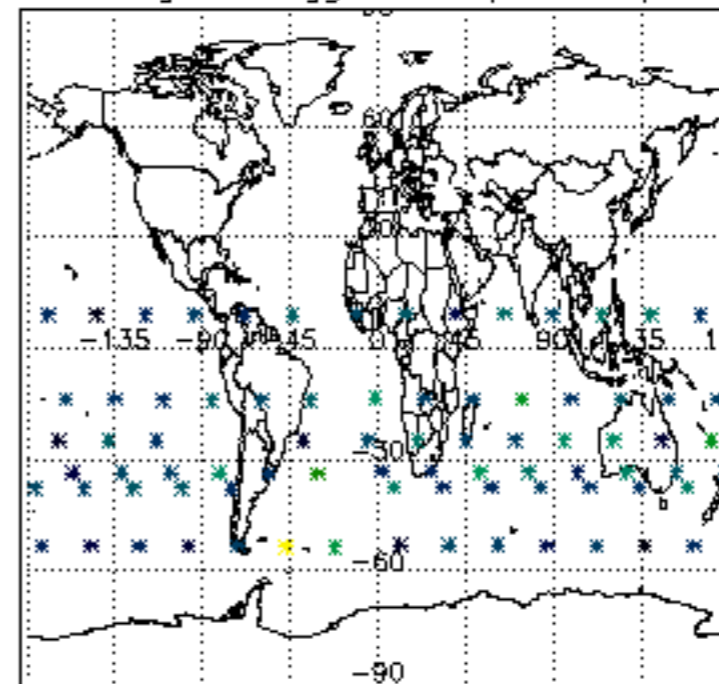
Percentage of flagged data per H2O profile

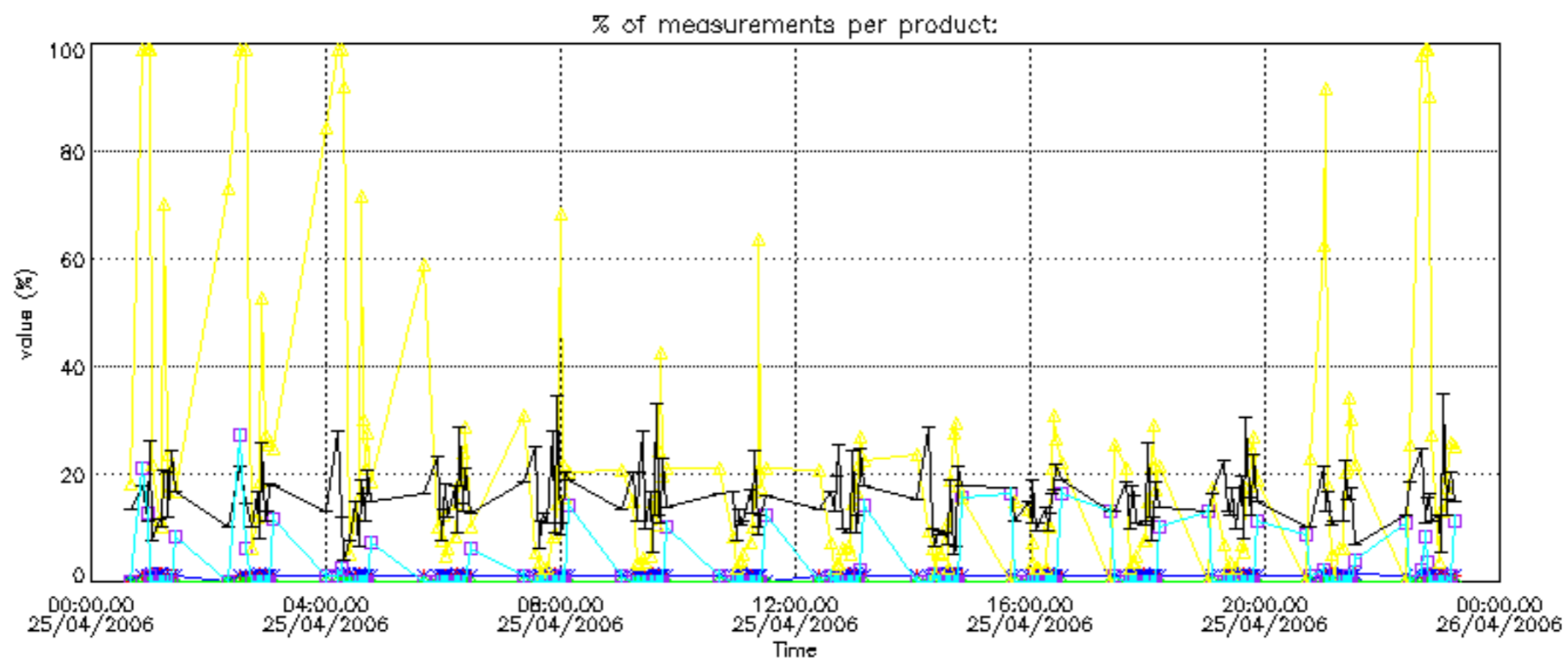
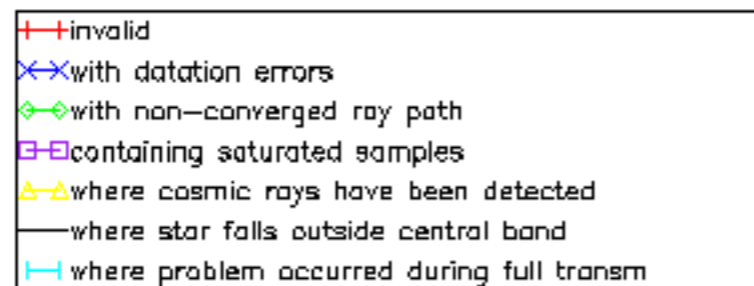


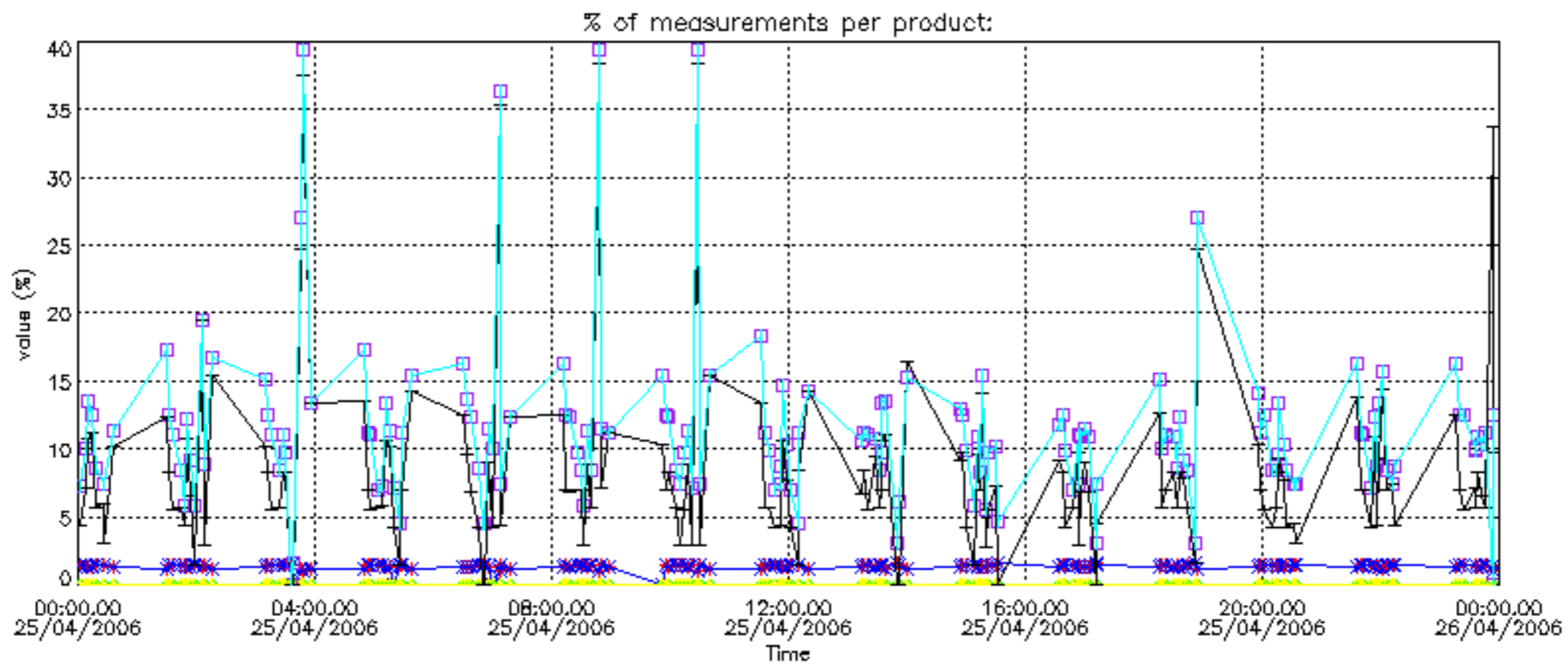
Percentage of flagged data per NO2 profile



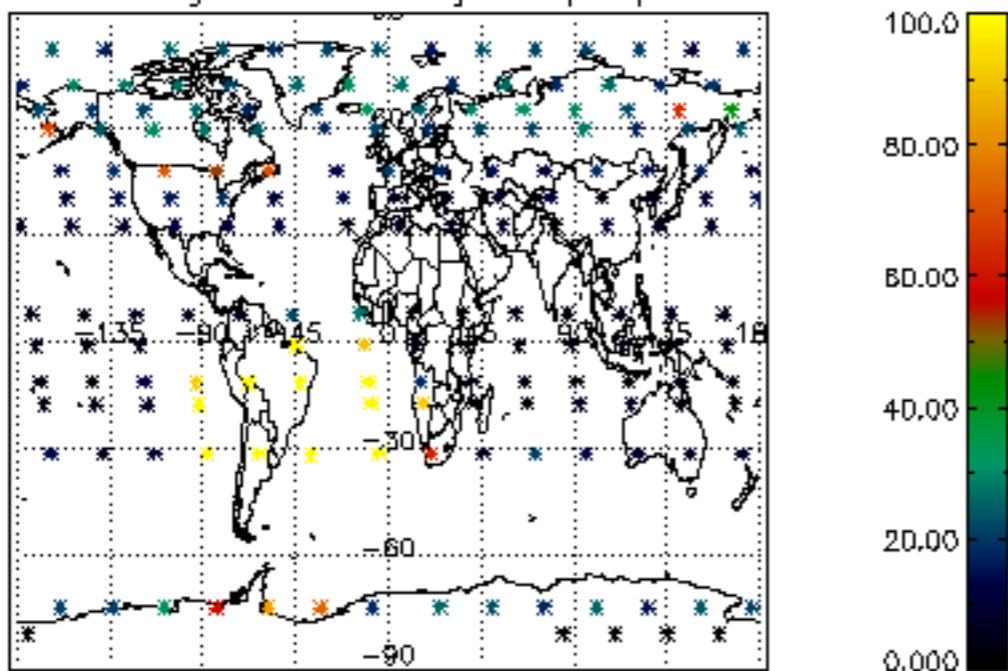
Percentage of flagged data per NO3 profile



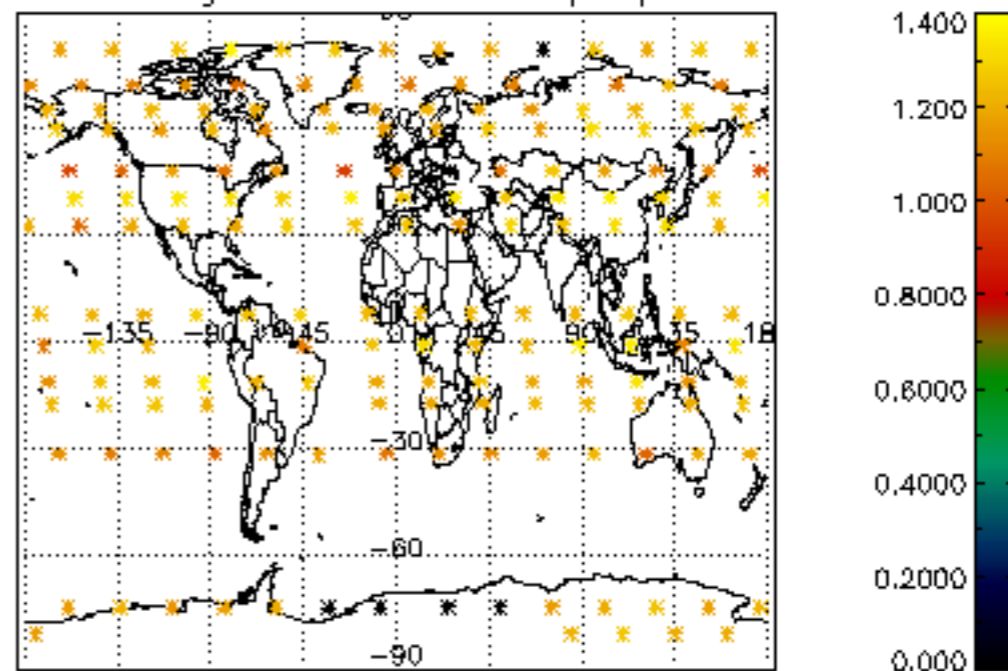




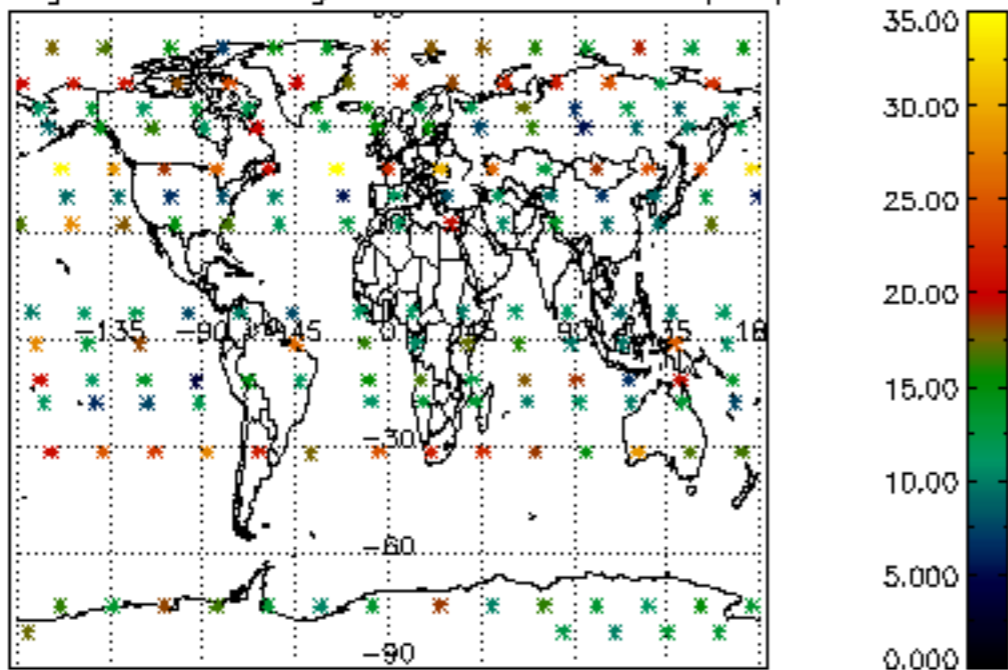
Percentage of cosmic ray hits per profile



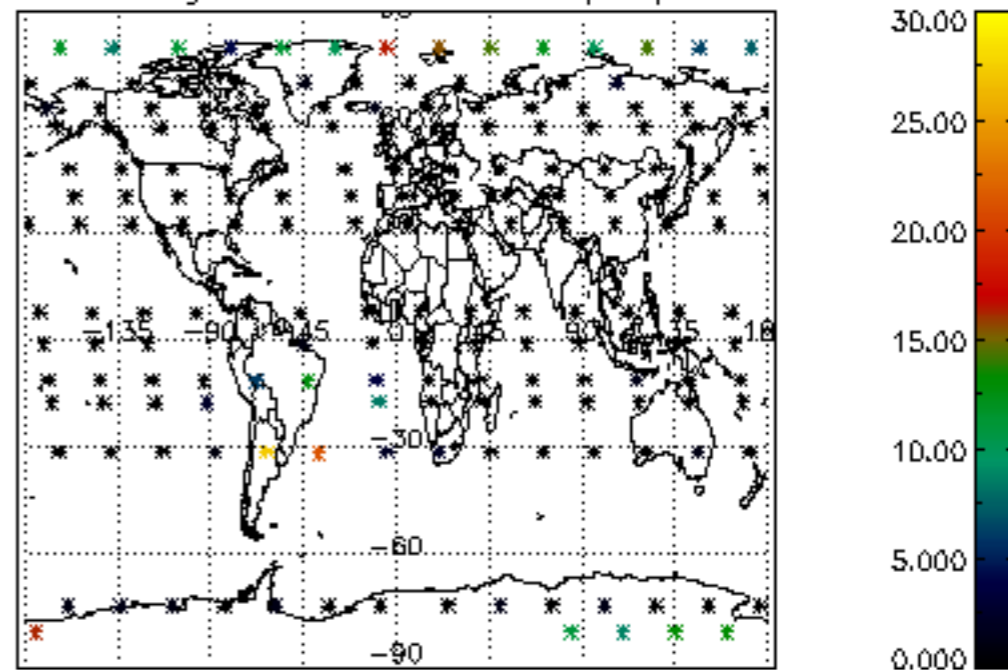
Percentage of datation errors per profile



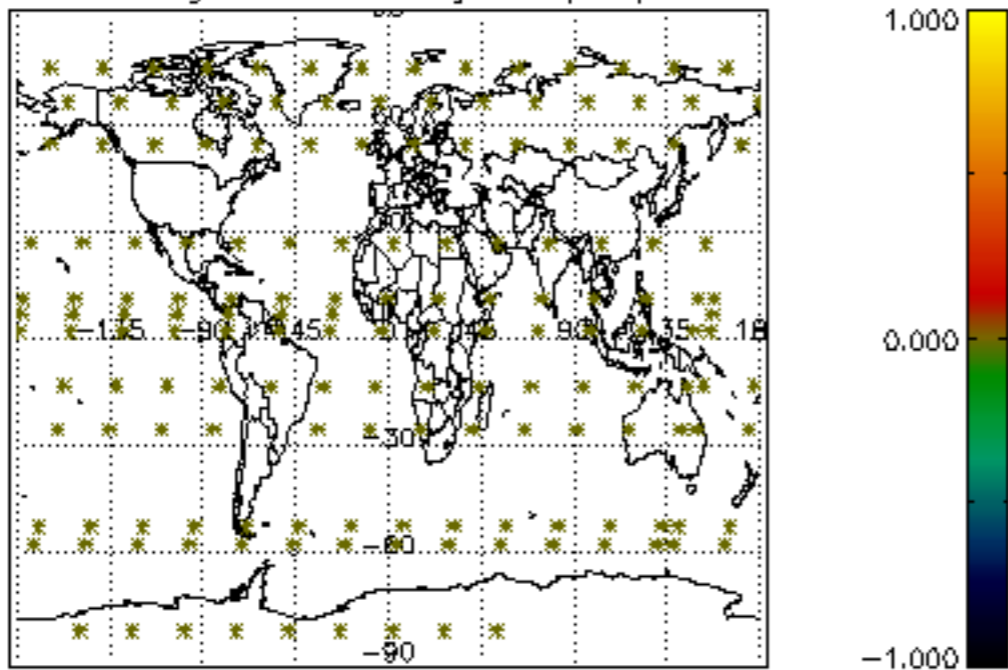
Percentage of star falling outside central band per profile



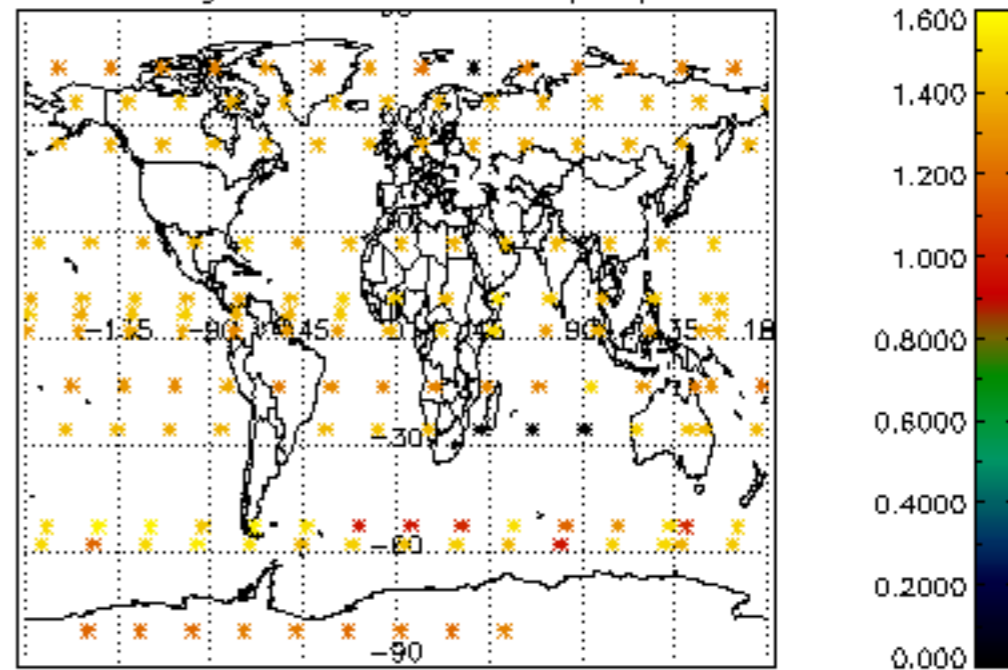
Percentage of saturation errors per profile



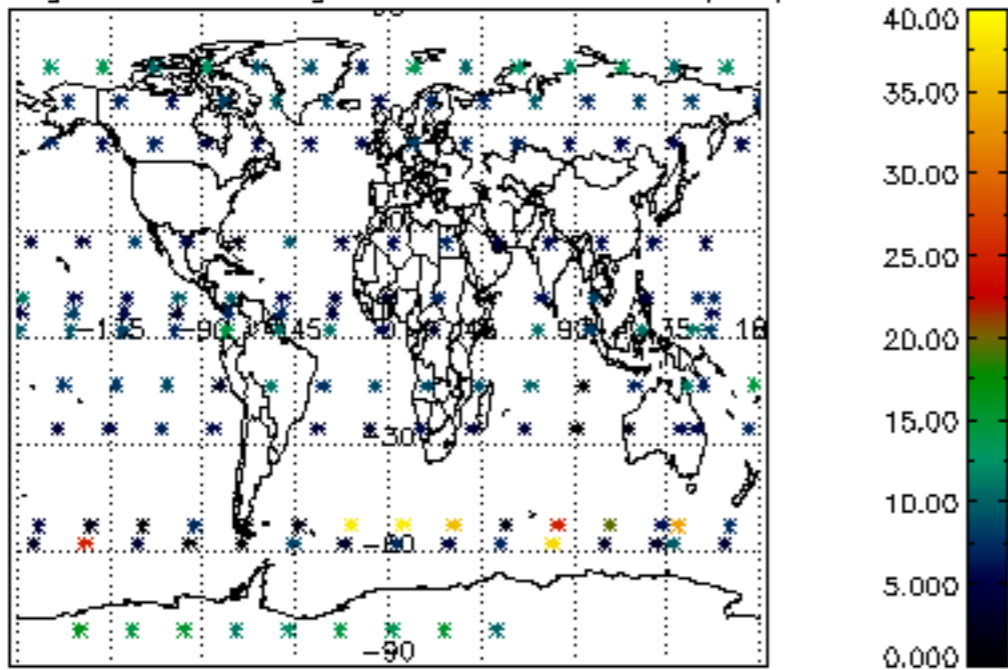
Percentage of cosmic ray hits per profile



Percentage of datation errors per profile



Percentage of star falling outside central band per profile



Percentage of saturation errors per profile

