

GOMOS Level 2 Daily Report

SUMMARY

[1. General Info](#)

[2. Summary of processed GOM_NL_2P products](#)

[3. Level 2 Quality information per product](#)

[3.1 Plot of level 2 quality information per product \(time dependant\)](#)

[3.2 Plot of level 2 quality information per product \(world map\)](#)

[4. Level 1 Quality information per product \(stored on level 2 products\)](#)

[4.1 Plot of level 1 quality information per product \(time dependant\)](#)

[4.1.1 Plot of level 1 quality information per product \(time dependant\): ASCENDING](#)

[4.1.2 Plot of level 1 quality information per product \(time dependant\): DESCENDING](#)

[4.2 Plot of level 1 quality information per product \(world map\)](#)

[4.2.1 Plot of level 1 quality information per product \(world map\): ASCENDING](#)

[4.2.2 Plot of level 1 quality information per product \(world map\): DESCENDING](#)

[5. Ozone profiles based on quality statistics and other trace gas profiles](#)

[5.1 Ozone statistics based on quality of products](#)

[5.2 Plot ozone profiles for all STD \(dark without errors\)](#)

[5.3 Plot ozone profiles where STD < 20% \(dark without errors\)](#)

[5.4. Plot ozone profiles where STD < 10% \(dark without errors\)](#)

[5.5. Plot ozone profiles where STD < 5% \(dark without errors\)](#)

[5.6 Plot NO2 profiles for all STD \(dark without errors\)](#)

[5.7 Plot NO3 profiles for all STD \(dark without errors\)](#)

[5.8 Plot H2O profiles \(only for occultations of stars 1,2,3,4,13,14,16,26,63 dark without errors\) for all STD](#)

[6. Auxiliary Data Files used for the production reported in section 2](#)

This report presents the daily analysis on parameters extracted from GOMOS level 2 data (GOM_NL__2P). It is intended to monitor some important parameters that will impact the quality of these products. A list of level 2 products (and content) that have arrived during the reporting day to the PCF is also given.

Item	Value
Time of report generation	23APR2013 18:52:35
Data source version	GOMOS/6.01
Start time of products	21-04-2006 (21APR2006 00:00:00)
Stop time of products	22-04-2006 (22APR2006 00:00:00)
Store outputs in DB	Yes
Nb of level 2 prods	339
Nb of prods with errors	0

2. Summary of processed GOM_NL__2P products.

Nr	Filename	UTC Start time	Limb	Duration	Star Id	Star Name	Star Mag	Star Temp	Nb Meas	Orbit	Prod. error
1	GOM_NL__2PRFIN20060421_000218_000000392047_00045_21642_9199.N1	21-APR-2006 00:02:18	Straylight	39.000	78	Alp Lup	2.3040	28000.	78	21642	No
2	GOM_NL__2PRFIN20060421_000353_000000422047_00045_21642_9200.N1	21-APR-2006 00:03:53	Straylight	42.000	81	Eta Cen	2.3560	28000.	84	21642	No
3	GOM_NL__2PRFIN20060421_000609_000000442047_00045_21642_9201.N1	21-APR-2006 00:06:09	Straylight	44.000	54	5The Cen	2.0550	4500.0	88	21642	No
4	GOM_NL__2PRFIN20060421_001105_000000432047_00045_21642_9202.N1	21-APR-2006 00:11:05	Twilight_stray	43.000	106	9Bet Crv	2.6480	5600.0	86	21642	No
5	GOM_NL__2PRFIN20060421_001411_000000422047_00045_21642_9203.N1	21-APR-2006 00:14:11	Bright	41.500	15	67Alp Vir	0.97600	28000.	83	21642	No
6	GOM_NL__2PRFIN20060421_001713_000000372047_00045_21642_9204.N1	21-APR-2006 00:17:13	Bright	36.500	121	29Gam Vir	2.7400	7200.0	73	21642	No
7	GOM_NL__2PRFIN20060421_002048_000000372047_00045_21642_9205.N1	21-APR-2006 00:20:48	Bright	37.000	138	47Eps Vir	2.8280	4700.0	74	21642	No
8	GOM_NL__2PRFIN20060421_002847_000000352047_00045_21642_9206.N1	21-APR-2006 00:28:47	Bright	35.000	152	12Alp2CVn	2.8900	11000.	70	21642	No
9	GOM_NL__2PRFIN20060421_003040_000000342047_00045_21642_9207.N1	21-APR-2006 00:30:40	Bright	33.500	174	52Psi UMa	3.0040	4400.0	67	21642	No
10	GOM_NL__2PRFIN20060421_003253_000000382047_00045_21642_9208.N1	21-APR-2006 00:32:53	Bright	37.500	87	64Gam UMa	2.4330	11000.	75	21642	No
11	GOM_NL__2PRFIN20060421_003522_000000332047_00045_21642_9209.N1	21-APR-2006 00:35:22	Bright	33.000	36	50Alp UMa	1.8000	6300.0	66	21642	No
12	GOM_NL__2PRFIN20060421_004317_000000362047_00045_21642_9210.N1	21-APR-2006 00:43:17	Bright	35.500	49	1Alp UMi	1.9900	6300.0	71	21642	No
13	GOM_NL__2PRFIN20060421_005057_000000352047_00045_21642_9211.N1	21-APR-2006 00:50:57	Bright	34.500	76	27Gam Cas	2.3000	30000.	69	21642	No
14	GOM_NL__2PRFIN20060421_005215_000000342047_00045_21642_9212.N1	21-APR-2006 00:52:15	Bright	34.000	68	18Alp Cas	2.2250	4500.0	68	21642	No
15	GOM_NL__2PRFIN20060421_010040_000000392047_00045_21642_9213.N1	21-APR-2006 01:00:40	Bright	38.500	164	44Eta Peg	2.9480	5400.0	77	21642	No
16	GOM_NL__2PRFIN20060421_010447_000000412047_00045_21642_9214.N1	21-APR-2006 01:04:47	Twilight_stray	40.500	90	54Alp Peg	2.4870	11000.	81	21642	No
17	GOM_NL__2PRFIN20060421_011717_000000402047_00045_21642_9215.N1	21-APR-2006 01:17:17	Dark	39.500	18	24Alp PsA	1.1660	9700.0	79	21642	No
18	GOM_NL__2PRFIN20060421_012057_000000402047_00045_21642_9216.N1	21-APR-2006 01:20:57	Dark	40.000	172	Gam Gru	3.0030	13100.	80	21642	No
19	GOM_NL__2PRFIN20060421_012252_000000442047_00045_21642_9217.N1	21-APR-2006 01:22:52	Dark	43.500	31	Alp Gru	1.7340	15200.	87	21642	No
20	GOM_NL__2PRFIN20060421_012554_000000382047_00045_21642_9218.N1	21-APR-2006 01:25:54	Dark	38.000	148	Alp Tuc	2.8780	4100.0	76	21642	No
21	GOM_NL__2PRFIN20060421_012802_000000402047_00046_21643_9195.N1	21-APR-2006 01:28:02	Dark	39.500	45	Alp Pav	1.9400	26000.	79	21643	No
22	GOM_NL__2PRFIN20060421_013512_000000392047_00046_21643_9196.N1	21-APR-2006 01:35:12	Dark	38.500	43	Alp TrA	1.9100	4250.0	77	21643	No
23	GOM_NL__2PRFIN20060421_013721_000000402047_00046_21643_9197.N1	21-APR-2006 01:37:21	Straylight	40.000	134	Bet TrA	2.8100	6600.0	80	21643	No
24	GOM_NL__2PRFIN20060421_013938_000000452047_00046_21643_9198.N1	21-APR-2006 01:39:38	Straylight	45.000	4	Alp1Cen	-0.010000	5800.0	90	21643	No
25	GOM_NL__2PRFIN20060421_014255_000000392047_00046_21643_9199.N1	21-APR-2006 01:42:55	Straylight	38.500	78	Alp Lup	2.3040	28000.	77	21643	No
26	GOM_NL__2PRFIN20060421_014429_000000432047_00046_21643_9200.N1	21-APR-2006 01:44:29	Straylight	43.000	81	Eta Cen	2.3560	28000.	86	21643	No
27	GOM_NL__2PRFIN20060421_014645_000000482047_00046_21643_9201.N1	21-APR-2006 01:46:45	Straylight	48.000	54	5The Cen	2.0550	4500.0	96	21643	No
28	GOM_NL__2PRFIN20060421_015141_000000392047_00046_21643_9202.N1	21-APR-2006 01:51:41	Twilight_stray	38.500	106	9Bet Crv	2.6480	5600.0	77	21643	No
29	GOM_NL__2PRFIN20060421_015447_000000422047_00046_21643_9203.N1	21-APR-2006 01:54:47	Bright	42.000	15	67Alp Vir	0.97600	28000.	84	21643	No
30	GOM_NL__2PRFIN20060421_015749_000000362047_00046_21643_9204.N1	21-APR-2006 01:57:49	Bright	36.000	121	29Gam Vir	2.7400	7200.0	72	21643	No
31	GOM_NL__2PRFIN20060421_020124_000000382047_00046_21643_9205.N1	21-APR-2006 02:01:24	Bright	37.500	138	47Eps Vir	2.8280	4700.0	75	21643	No
32	GOM_NL__2PRFIN20060421_020922_000000362047_00046_21643_9206.N1	21-APR-2006 02:09:22	Bright	36.000	152	12Alp2CVn	2.8900	11000.	72	21643	No
33	GOM_NL__2PRFIN20060421_021116_000000352047_00046_21643_9207.N1	21-APR-2006 02:11:16	Bright	34.500	174	52Psi UMa	3.0040	4400.0	69	21643	No
34	GOM_NL__2PRFIN20060421_021329_000000342047_00046_21643_9208.N1	21-APR-2006 02:13:29	Bright	34.000	87	64Gam UMa	2.4330	11000.	68	21643	No
35	GOM_NL__2PRFIN20060421_021558_000000342047_00046_21643_9209.N1	21-APR-2006 02:15:58	Bright	34.000	36	50Alp UMa	1.8000	6300.0	68	21643	No
36	GOM_NL__2PRFIN20060421_022353_000000332047_00046_21643_9210.N1	21-APR-2006 02:23:53	Bright	32.500	49	1Alp UMi	1.9900	6300.0	65	21643	No
37	GOM_NL__2PRFIN20060421_023133_000000342047_00046_21643_9211.N1	21-APR-2006 02:31:33	Bright	33.500	76	27Gam Cas	2.3000	30000.	67	21643	No
38	GOM_NL__2PRFIN20060421_023251_000000522047_00046_21643_9212.N1	21-APR-2006 02:32:51	Bright	52.000	68	18Alp Cas	2.2250	4500.0	104	21643	No
39	GOM_NL__2PRFIN20060421_024116_000000392047_00046_21643_9213.N1	21-APR-2006 02:41:16	Bright	39.000	164	44Eta Peg	2.9480	5400.0	78	21643	No
40	GOM_NL__2PRFIN20060421_024524_000000422047_00046_21643_9214.N1	21-APR-2006 02:45:24	Twilight_stray	42.000	90	54Alp Peg	2.4870	11000.	84	21643	No
41	GOM_NL__2PRFIN20060421_025754_000000452047_00046_21643_9215.N1	21-APR-2006 02:57:54	Dark	44.500	18	24Alp PsA	1.1660	9700.0	89	21643	No
42	GOM_NL__2PRFIN20060421_030328_000000392047_00046_21643_9216.N1	21-APR-2006 03:03:28	Dark	38.500	31	Alp Gru	1.7340	15200.	77	21643	No

43	GOM_NL__2PRFIN20060421_030630_000000382047_00046_21643_9217.N1	21-APR-2006 03:06:30	Dark	37.500	148	Alp Tuc	2.8780	4100.0	75	21643	No
44	GOM_NL__2PRFIN20060421_030838_000000402047_00047_21644_9195.N1	21-APR-2006 03:08:38	Dark	39.500	45	Alp Pav	1.9400	26000.	79	21644	No
45	GOM_NL__2PRFIN20060421_031549_000000402047_00047_21644_9196.N1	21-APR-2006 03:15:49	Dark	40.000	43	Alp TrA	1.9100	4250.0	80	21644	No
46	GOM_NL__2PRFIN20060421_031757_000000392047_00047_21644_9197.N1	21-APR-2006 03:17:57	Straylight	38.500	134	Bet TrA	2.8100	6600.0	77	21644	No
47	GOM_NL__2PRFIN20060421_032014_000000522047_00047_21644_9198.N1	21-APR-2006 03:20:14	Straylight	51.500	4	Alp1Cen	-0.010000	5800.0	103	21644	No
48	GOM_NL__2PRFIN20060421_032331_000000412047_00047_21644_9199.N1	21-APR-2006 03:23:31	Straylight	40.500	78	Alp Lup	2.3040	28000.	81	21644	No
49	GOM_NL__2PRFIN20060421_032505_000000402047_00047_21644_9200.N1	21-APR-2006 03:25:05	Straylight	40.000	81	Eta Cen	2.3560	28000.	80	21644	No
50	GOM_NL__2PRFIN20060421_032721_000000452047_00047_21644_9201.N1	21-APR-2006 03:27:21	Straylight	45.000	54	5The Cen	2.0550	4500.0	90	21644	No
51	GOM_NL__2PRFIN20060421_033217_000000422047_00047_21644_9202.N1	21-APR-2006 03:32:17	Tw_i_and_stray	41.500	106	9Bet Crv	2.6480	5600.0	83	21644	No
52	GOM_NL__2PRFIN20060421_033523_000000412047_00047_21644_9203.N1	21-APR-2006 03:35:23	Bright	41.000	15	67Alp Vir	0.97600	28000.	82	21644	No
53	GOM_NL__2PRFIN20060421_033825_000000362047_00047_21644_9204.N1	21-APR-2006 03:38:25	Bright	36.000	121	29Gam Vir	2.7400	7200.0	72	21644	No
54	GOM_NL__2PRFIN20060421_034200_000000382047_00047_21644_9205.N1	21-APR-2006 03:42:00	Bright	37.500	138	47Eps Vir	2.8280	4700.0	75	21644	No
55	GOM_NL__2PRFIN20060421_034958_000000352047_00047_21644_9206.N1	21-APR-2006 03:49:58	Bright	35.000	152	12Alp2CVn	2.8900	11000.	70	21644	No
56	GOM_NL__2PRFIN20060421_035152_000000352047_00047_21644_9207.N1	21-APR-2006 03:51:52	Bright	34.500	174	52Psi UMa	3.0040	4400.0	69	21644	No
57	GOM_NL__2PRFIN20060421_035405_000000342047_00047_21644_9208.N1	21-APR-2006 03:54:05	Bright	33.500	87	64Gam UMa	2.4330	11000.	67	21644	No
58	GOM_NL__2PRFIN20060421_035634_000000372047_00047_21644_9209.N1	21-APR-2006 03:56:34	Bright	36.500	36	50Alp UMa	1.8000	6300.0	73	21644	No
59	GOM_NL__2PRFIN20060421_040429_000000362047_00047_21644_9210.N1	21-APR-2006 04:04:29	Bright	36.000	49	1Alp UMi	1.9900	6300.0	72	21644	No
60	GOM_NL__2PRFIN20060421_041209_000000402047_00047_21644_9211.N1	21-APR-2006 04:12:09	Bright	39.500	76	27Gam Cas	2.3000	30000.	79	21644	No
61	GOM_NL__2PRFIN20060421_041327_000000332047_00047_21644_9212.N1	21-APR-2006 04:13:27	Bright	33.000	68	18Alp Cas	2.2250	4500.0	66	21644	No
62	GOM_NL__2PRFIN20060421_042152_000000392047_00047_21644_9213.N1	21-APR-2006 04:21:52	Bright	39.000	164	44Eta Peg	2.9480	5400.0	78	21644	No
63	GOM_NL__2PRFIN20060421_042600_000000422047_00047_21644_9214.N1	21-APR-2006 04:26:00	Tw_i_and_stray	41.500	90	54Alp Peg	2.4870	11000.	83	21644	No
64	GOM_NL__2PRFIN20060421_043830_000000412047_00047_21644_9215.N1	21-APR-2006 04:38:30	Dark	41.000	18	24Alp PsA	1.1660	9700.0	82	21644	No
65	GOM_NL__2PRFIN20060421_044210_000000402047_00047_21644_9216.N1	21-APR-2006 04:42:10	Dark	39.500	172	Gam Gru	3.0030	13100.	79	21644	No
66	GOM_NL__2PRFIN20060421_044404_000000402047_00047_21644_9217.N1	21-APR-2006 04:44:04	Dark	39.500	31	Alp Gru	1.7340	15200.	79	21644	No
67	GOM_NL__2PRFIN20060421_044707_000000372047_00047_21644_9218.N1	21-APR-2006 04:47:07	Dark	37.000	148	Alp Tuc	2.8780	4100.0	74	21644	No
68	GOM_NL__2PRFIN20060421_044915_000000402047_00048_21645_9195.N1	21-APR-2006 04:49:15	Dark	39.500	45	Alp Pav	1.9400	26000.	79	21645	No
69	GOM_NL__2PRFIN20060421_045625_000000432047_00048_21645_9196.N1	21-APR-2006 04:56:25	Dark	43.000	43	Alp TrA	1.9100	4250.0	86	21645	No
70	GOM_NL__2PRFIN20060421_045834_000000402047_00048_21645_9197.N1	21-APR-2006 04:58:34	Straylight	39.500	134	Bet TrA	2.8100	6600.0	79	21645	No
71	GOM_NL__2PRFIN20060421_050051_000000512047_00048_21645_9198.N1	21-APR-2006 05:00:51	Straylight	50.500	4	Alp1Cen	-0.010000	5800.0	101	21645	No
72	GOM_NL__2PRFIN20060421_050407_000000432047_00048_21645_9199.N1	21-APR-2006 05:04:07	Straylight	43.000	78	Alp Lup	2.3040	28000.	86	21645	No
73	GOM_NL__2PRFIN20060421_050542_000000452047_00048_21645_9200.N1	21-APR-2006 05:05:42	Straylight	45.000	81	Eta Cen	2.3560	28000.	90	21645	No
74	GOM_NL__2PRFIN20060421_050757_000000462047_00048_21645_9201.N1	21-APR-2006 05:07:57	Straylight	45.500	54	5The Cen	2.0550	4500.0	91	21645	No
75	GOM_NL__2PRFIN20060421_051253_000000422047_00048_21645_9202.N1	21-APR-2006 05:12:53	Tw_i_and_stray	41.500	106	9Bet Crv	2.6480	5600.0	83	21645	No
76	GOM_NL__2PRFIN20060421_051559_000000422047_00048_21645_9203.N1	21-APR-2006 05:15:59	Bright	42.000	15	67Alp Vir	0.97600	28000.	84	21645	No
77	GOM_NL__2PRFIN20060421_051901_000000362047_00048_21645_9204.N1	21-APR-2006 05:19:01	Bright	36.000	121	29Gam Vir	2.7400	7200.0	72	21645	No
78	GOM_NL__2PRFIN20060421_052236_000000382047_00048_21645_9205.N1	21-APR-2006 05:22:36	Bright	38.000	138	47Eps Vir	2.8280	4700.0	76	21645	No
79	GOM_NL__2PRFIN20060421_053034_000000362047_00048_21645_9206.N1	21-APR-2006 05:30:34	Bright	36.000	152	12Alp2CVn	2.8900	11000.	72	21645	No
80	GOM_NL__2PRFIN20060421_053229_000000342047_00048_21645_9207.N1	21-APR-2006 05:32:29	Bright	33.500	174	52Psi UMa	3.0040	4400.0	67	21645	No
81	GOM_NL__2PRFIN20060421_053441_000000362047_00048_21645_9208.N1	21-APR-2006 05:34:41	Bright	36.000	87	64Gam UMa	2.4330	11000.	72	21645	No
82	GOM_NL__2PRFIN20060421_053711_000000372047_00048_21645_9209.N1	21-APR-2006 05:37:11	Bright	37.000	36	50Alp UMa	1.8000	6300.0	74	21645	No
83	GOM_NL__2PRFIN20060421_054505_000000352047_00048_21645_9210.N1	21-APR-2006 05:45:05	Bright	35.000	49	1Alp UMi	1.9900	6300.0	70	21645	No
84	GOM_NL__2PRFIN20060421_055246_000000352047_00048_21645_9211.N1	21-APR-2006 05:52:46	Bright	35.000	76	27Gam Cas	2.3000	30000.	70	21645	No
85	GOM_NL__2PRFIN20060421_055403_000000362047_00048_21645_9212.N1	21-APR-2006 05:54:03	Bright	35.500	68	18Alp Cas	2.2250	4500.0	71	21645	No
86	GOM_NL__2PRFIN20060421_060228_000000382047_00048_21645_9213.N1	21-APR-2006 06:02:28	Bright	37.500	164	44Eta Peg	2.9480	5400.0	75	21645	No
87	GOM_NL__2PRFIN20060421_060636_000000402047_00048_21645_9214.N1	21-APR-2006 06:06:36	Tw_i_and_stray	40.000	90	54Alp Peg	2.4870	11000.	80	21645	No
88	GOM_NL__2PRFIN20060421_061906_000000442047_00048_21645_9215.N1	21-APR-2006 06:19:06	Dark	44.000	18	24Alp PsA	1.1660	9700.0	88	21645	No
89	GOM_NL__2PRFIN20060421_062247_000000402047_00048_21645_9216.N1	21-APR-2006 06:22:47	Dark	40.000	172	Gam Gru	3.0030	13100.	80	21645	No
90	GOM_NL__2PRFIN20060421_062441_000000402047_00048_21645_9217.N1	21-APR-2006 06:24:41	Dark	39.500	31	Alp Gru	1.7340	15200.	79	21645	No
91	GOM_NL__2PRFIN20060421_062743_000000392047_00048_21645_9218.N1	21-APR-2006 06:27:43	Dark	39.000	148	Alp Tuc	2.8780	4100.0	78	21645	No
92	GOM_NL__2PRFIN20060421_062952_000000402047_00049_21646_9195.N1	21-APR-2006 06:29:52	Dark	40.000	45	Alp Pav	1.9400	26000.	80	21646	No
93	GOM_NL__2PRFIN20060421_063701_000000402047_00049_21646_9196.N1	21-APR-2006 06:37:01	Dark	40.000	43	Alp TrA	1.9100	4250.0	80	21646	No
94	GOM_NL__2PRFIN20060421_063910_000000392047_00049_21646_9197.N1	21-APR-2006 06:39:10	Straylight	38.500	134	Bet TrA	2.8100	6600.0	77	21646	No
95	GOM_NL__2PRFIN20060421_064127_000000442047_00049_21646_9198.N1	21-APR-2006 06:41:27	Straylight	43.500	4	Alp1Cen	-0.010000	5800.0	87	21646	No
96	GOM_NL__2PRFIN20060421_064444_000000442047_00049_21646_9199.N1	21-APR-2006 06:44:44	Straylight	43.500	78	Alp Lup	2.3040	28000.	87	21646	No
97	GOM_NL__2PRFIN20060421_064618_000000442047_00049_21646_9200.N1	21-APR-2006 06:46:18	Straylight	43.500	81	Eta Cen	2.3560	28000.	87	21646	No
98	GOM_NL__2PRFIN20060421_064834_000000512047_00049_21646_9201.N1	21-APR-2006 06:48:34	Straylight	51.000	54	5The Cen	2.0550	4500.0	102	21646	No
99	GOM_NL__2PRFIN20060421_065330_000000392047_00049_21646_9202.N1	21-APR-2006 06:53:30	Tw_i_and_stray	38.500	106	9Bet Crv	2.6480	5600.0	77	21646	No
100	GOM_NL__2PRFIN20060421_065635_000000422047_00049_21646_9203.N1	21-APR-2006 06:56:35	Bright	42.000	15	67Alp Vir	0.97600	28000.	84	21646	No
101	GOM_NL__2PRFIN20060421_065937_000000362047_00049_21646_9204.N1	21-APR-2006 06:59:37	Bright	35.500	121	29Gam Vir	2.7400	7200.0	71	21646	No

102	GOM_NL__2PRFIN20060421_070312_000000382047_00049_21646_9205.N1	21-APR-2006 07:03:12	Bright	38.000	138	47Eps Vir	2.8280	4700.0	76	21646	No
103	GOM_NL__2PRFIN20060421_071110_000000362047_00049_21646_9206.N1	21-APR-2006 07:11:10	Bright	35.500	152	12Alp2CVn	2.8900	11000.	71	21646	No
104	GOM_NL__2PRFIN20060421_071305_000000372047_00049_21646_9207.N1	21-APR-2006 07:13:05	Bright	37.000	174	52Psi UMa	3.0040	4400.0	74	21646	No
105	GOM_NL__2PRFIN20060421_071517_000000522047_00049_21646_9208.N1	21-APR-2006 07:15:17	Bright	52.000	87	64Gam UMa	2.4330	11000.	104	21646	No
106	GOM_NL__2PRFIN20060421_071747_000000352047_00049_21646_9209.N1	21-APR-2006 07:17:47	Bright	35.000	36	50Alp UMa	1.8000	6300.0	70	21646	No
107	GOM_NL__2PRFIN20060421_072541_000000362047_00049_21646_9210.N1	21-APR-2006 07:25:41	Bright	35.500	49	1Alp UMi	1.9900	6300.0	71	21646	No
108	GOM_NL__2PRFIN20060421_073322_000000362047_00049_21646_9211.N1	21-APR-2006 07:33:22	Bright	35.500	76	27Gam Cas	2.3000	30000.	71	21646	No
109	GOM_NL__2PRFIN20060421_073439_000000332047_00049_21646_9212.N1	21-APR-2006 07:34:39	Bright	33.000	68	18Alp Cas	2.2250	4500.0	66	21646	No
110	GOM_NL__2PRFIN20060421_074304_000000382047_00049_21646_9213.N1	21-APR-2006 07:43:04	Bright	37.500	164	44Eta Peg	2.9480	5400.0	75	21646	No
111	GOM_NL__2PRFIN20060421_074712_000000402047_00049_21646_9214.N1	21-APR-2006 07:47:12	Tw_i_and_stray	39.500	90	54Alp Peg	2.4870	11000.	79	21646	No
112	GOM_NL__2PRFIN20060421_075942_000000442047_00049_21646_9215.N1	21-APR-2006 07:59:42	Dark	44.000	18	24Alp PsA	1.1660	9700.0	88	21646	No
113	GOM_NL__2PRFIN20060421_080324_000000392047_00049_21646_9216.N1	21-APR-2006 08:03:24	Dark	38.500	172	Gam Gru	3.0030	13100.	77	21646	No
114	GOM_NL__2PRFIN20060421_080517_000000422047_00049_21646_9217.N1	21-APR-2006 08:05:17	Dark	42.000	31	Alp Gru	1.7340	15200.	84	21646	No
115	GOM_NL__2PRFIN20060421_080819_000000382047_00049_21646_9218.N1	21-APR-2006 08:08:19	Dark	37.500	148	Alp Tuc	2.8780	4100.0	75	21646	No
116	GOM_NL__2PRFIN20060421_081028_000000422047_00050_21647_9195.N1	21-APR-2006 08:10:28	Dark	41.500	45	Alp Pav	1.9400	26000.	83	21647	No
117	GOM_NL__2PRFIN20060421_081738_000000412047_00050_21647_9196.N1	21-APR-2006 08:17:38	Dark	41.000	43	Alp TrA	1.9100	4250.0	82	21647	No
118	GOM_NL__2PRFIN20060421_081946_000000392047_00050_21647_9197.N1	21-APR-2006 08:19:46	Straylight	39.000	134	Bet TrA	2.8100	6600.0	78	21647	No
119	GOM_NL__2PRFIN20060421_082203_000000442047_00050_21647_9198.N1	21-APR-2006 08:22:03	Straylight	43.500	4	Alp1Cen	-0.010000	5800.0	87	21647	No
120	GOM_NL__2PRFIN20060421_082520_000000452047_00050_21647_9199.N1	21-APR-2006 08:25:20	Straylight	44.500	78	Alp Lup	2.3040	28000.	89	21647	No
121	GOM_NL__2PRFIN20060421_082655_000000452047_00050_21647_9200.N1	21-APR-2006 08:26:55	Straylight	44.500	81	Eta Cen	2.3560	28000.	89	21647	No
122	GOM_NL__2PRFIN20060421_082910_000000462047_00050_21647_9201.N1	21-APR-2006 08:29:10	Straylight	45.500	54	5The Cen	2.0550	4500.0	91	21647	No
123	GOM_NL__2PRFIN20060421_083406_000000402047_00050_21647_9202.N1	21-APR-2006 08:34:06	Bright	40.000	106	9Bet Crv	2.6480	5600.0	80	21647	No
124	GOM_NL__2PRFIN20060421_083711_000000422047_00050_21647_9203.N1	21-APR-2006 08:37:11	Bright	41.500	15	67Alp Vir	0.97600	28000.	83	21647	No
125	GOM_NL__2PRFIN20060421_084013_000000362047_00050_21647_9204.N1	21-APR-2006 08:40:13	Bright	36.000	121	29Gam Vir	2.7400	7200.0	72	21647	No
126	GOM_NL__2PRFIN20060421_084348_000000382047_00050_21647_9205.N1	21-APR-2006 08:43:48	Bright	38.000	138	47Eps Vir	2.8280	4700.0	76	21647	No
127	GOM_NL__2PRFIN20060421_085146_000000362047_00050_21647_9206.N1	21-APR-2006 08:51:46	Bright	36.000	152	12Alp2CVn	2.8900	11000.	72	21647	No
128	GOM_NL__2PRFIN20060421_085341_000000372047_00050_21647_9207.N1	21-APR-2006 08:53:41	Bright	36.500	174	52Psi UMa	3.0040	4400.0	73	21647	No
129	GOM_NL__2PRFIN20060421_085553_000000342047_00050_21647_9208.N1	21-APR-2006 08:55:53	Bright	33.500	87	64Gam UMa	2.4330	11000.	67	21647	No
130	GOM_NL__2PRFIN20060421_085823_000000372047_00050_21647_9209.N1	21-APR-2006 08:58:23	Bright	36.500	36	50Alp UMa	1.8000	6300.0	73	21647	No
131	GOM_NL__2PRFIN20060421_090617_000000332047_00050_21647_9210.N1	21-APR-2006 09:06:17	Bright	32.500	49	1Alp UMi	1.9900	6300.0	65	21647	No
132	GOM_NL__2PRFIN20060421_091358_000000342047_00050_21647_9211.N1	21-APR-2006 09:13:58	Bright	33.500	76	27Gam Cas	2.3000	30000.	67	21647	No
133	GOM_NL__2PRFIN20060421_091516_000000352047_00050_21647_9212.N1	21-APR-2006 09:15:16	Bright	35.000	68	18Alp Cas	2.2250	4500.0	70	21647	No
134	GOM_NL__2PRFIN20060421_092340_000000382047_00050_21647_9213.N1	21-APR-2006 09:23:40	Bright	37.500	164	44Eta Peg	2.9480	5400.0	75	21647	No
135	GOM_NL__2PRFIN20060421_092748_000000402047_00050_21647_9214.N1	21-APR-2006 09:27:48	Tw_i_and_stray	40.000	90	54Alp Peg	2.4870	11000.	80	21647	No
136	GOM_NL__2PRFIN20060421_094018_000000412047_00050_21647_9215.N1	21-APR-2006 09:40:18	Dark	41.000	18	24Alp PsA	1.1660	9700.0	82	21647	No
137	GOM_NL__2PRFIN20060421_094400_000000422047_00050_21647_9216.N1	21-APR-2006 09:44:00	Dark	41.500	172	Gam Gru	3.0030	13100.	83	21647	No
138	GOM_NL__2PRFIN20060421_094554_000000442047_00050_21647_9217.N1	21-APR-2006 09:45:54	Dark	43.500	31	Alp Gru	1.7340	15200.	87	21647	No
139	GOM_NL__2PRFIN20060421_094855_000000412047_00050_21647_9218.N1	21-APR-2006 09:48:55	Dark	40.500	148	Alp Tuc	2.8780	4100.0	81	21647	No
140	GOM_NL__2PRFIN20060421_095105_000000402047_00051_21648_9215.N1	21-APR-2006 09:51:05	Dark	39.500	45	Alp Pav	1.9400	26000.	79	21648	No
141	GOM_NL__2PRFIN20060421_095814_000000432047_00051_21648_9216.N1	21-APR-2006 09:58:14	Dark	43.000	43	Alp TrA	1.9100	4250.0	86	21648	No
142	GOM_NL__2PRFIN20060421_100023_000000432047_00051_21648_9217.N1	21-APR-2006 10:00:23	Straylight	43.000	134	Bet TrA	2.8100	6600.0	86	21648	No
143	GOM_NL__2PRFIN20060421_100240_000000522047_00051_21648_9218.N1	21-APR-2006 10:02:40	Straylight	52.000	4	Alp1Cen	-0.010000	5800.0	104	21648	No
144	GOM_NL__2PRFIN20060421_100556_000000402047_00051_21648_9219.N1	21-APR-2006 10:05:56	Straylight	39.500	78	Alp Lup	2.3040	28000.	79	21648	No
145	GOM_NL__2PRFIN20060421_100731_000000412047_00051_21648_9220.N1	21-APR-2006 10:07:31	Straylight	41.000	81	Eta Cen	2.3560	28000.	82	21648	No
146	GOM_NL__2PRFIN20060421_100946_000000442047_00051_21648_9221.N1	21-APR-2006 10:09:46	Straylight	44.000	54	5The Cen	2.0550	4500.0	88	21648	No
147	GOM_NL__2PRFIN20060421_101442_000000422047_00051_21648_9222.N1	21-APR-2006 10:14:42	Bright	42.000	106	9Bet Crv	2.6480	5600.0	84	21648	No
148	GOM_NL__2PRFIN20060421_101747_000000412047_00051_21648_9223.N1	21-APR-2006 10:17:47	Bright	41.000	15	67Alp Vir	0.97600	28000.	82	21648	No
149	GOM_NL__2PRFIN20060421_102049_000000362047_00051_21648_9224.N1	21-APR-2006 10:20:49	Bright	36.000	121	29Gam Vir	2.7400	7200.0	72	21648	No
150	GOM_NL__2PRFIN20060421_102424_000000392047_00051_21648_9225.N1	21-APR-2006 10:24:24	Bright	39.000	138	47Eps Vir	2.8280	4700.0	78	21648	No
151	GOM_NL__2PRFIN20060421_103221_000000372047_00051_21648_9226.N1	21-APR-2006 10:32:21	Bright	36.500	152	12Alp2CVn	2.8900	11000.	73	21648	No
152	GOM_NL__2PRFIN20060421_103417_000000362047_00051_21648_9227.N1	21-APR-2006 10:34:17	Bright	36.000	174	52Psi UMa	3.0040	4400.0	72	21648	No
153	GOM_NL__2PRFIN20060421_103629_000000342047_00051_21648_9228.N1	21-APR-2006 10:36:29	Bright	34.000	87	64Gam UMa	2.4330	11000.	68	21648	No
154	GOM_NL__2PRFIN20060421_103859_000000372047_00051_21648_9229.N1	21-APR-2006 10:38:59	Bright	37.000	36	50Alp UMa	1.8000	6300.0	74	21648	No
155	GOM_NL__2PRFIN20060421_104653_000000372047_00051_21648_9230.N1	21-APR-2006 10:46:53	Bright	36.500	49	1Alp UMi	1.9900	6300.0	73	21648	No
156	GOM_NL__2PRFIN20060421_105434_000000342047_00051_21648_9231.N1	21-APR-2006 10:54:34	Bright	33.500	76	27Gam Cas	2.3000	30000.	67	21648	No
157	GOM_NL__2PRFIN20060421_105552_000000322047_00051_21648_9232.N1	21-APR-2006 10:55:52	Bright	32.000	68	18Alp Cas	2.2250	4500.0	64	21648	No
158	GOM_NL__2PRFIN20060421_110416_000000562047_00051_21648_9233.N1	21-APR-2006 11:04:16	Bright	56.000	164	44Eta Peg	2.9480	5400.0	112	21648	No
159	GOM_NL__2PRFIN20060421_110825_000000402047_00051_21648_9234.N1	21-APR-2006 11:08:25	Tw_i_and_stray	40.000	90	54Alp Peg	2.4870	11000.	80	21648	No
160	GOM_NL__2PRFIN20060421_112055_000000402047_00051_21648_9235.N1	21-APR-2006 11:20:55	Dark	40.000	18	24Alp PsA	1.1660	9700.0	80	21648	No

161	GOM_NL__2PRFIN20060421_112436_000000402047_00051_21648_9236.N1	21-APR-2006 11:24:36	Dark	40.000	172	Gam Gru	3.0030	13100.	80	21648	No
162	GOM_NL__2PRFIN20060421_112630_000000422047_00051_21648_9237.N1	21-APR-2006 11:26:30	Dark	42.000	31	Alp Gru	1.7340	15200.	84	21648	No
163	GOM_NL__2PRFIN20060421_112932_000000372047_00051_21648_9238.N1	21-APR-2006 11:29:32	Dark	37.000	148	Alp Tuc	2.8780	4100.0	74	21648	No
164	GOM_NL__2PRFIN20060421_113141_000000402047_00052_21649_9215.N1	21-APR-2006 11:31:41	Dark	39.500	45	Alp Pav	1.9400	26000.	79	21649	No
165	GOM_NL__2PRFIN20060421_113850_000000412047_00052_21649_9216.N1	21-APR-2006 11:38:50	Dark	40.500	43	Alp TrA	1.9100	4250.0	81	21649	No
166	GOM_NL__2PRFIN20060421_114059_000000382047_00052_21649_9217.N1	21-APR-2006 11:40:59	Straylight	38.000	134	Bet TrA	2.8100	6600.0	76	21649	No
167	GOM_NL__2PRFIN20060421_114316_000000422047_00052_21649_9218.N1	21-APR-2006 11:43:16	Straylight	42.000	4	Alp1Cen	-0.010000	5800.0	84	21649	No
168	GOM_NL__2PRFIN20060421_114633_000000402047_00052_21649_9219.N1	21-APR-2006 11:46:33	Straylight	40.000	78	Alp Lup	2.3040	28000.	80	21649	No
169	GOM_NL__2PRFIN20060421_114807_000000412047_00052_21649_9220.N1	21-APR-2006 11:48:07	Straylight	41.000	81	Eta Cen	2.3560	28000.	82	21649	No
170	GOM_NL__2PRFIN20060421_115023_000000432047_00052_21649_9221.N1	21-APR-2006 11:50:23	Straylight	42.500	54	5The Cen	2.0550	4500.0	85	21649	No
171	GOM_NL__2PRFIN20060421_115518_000000402047_00052_21649_9222.N1	21-APR-2006 11:55:18	Bright	40.000	106	9Bet Crv	2.6480	5600.0	80	21649	No
172	GOM_NL__2PRFIN20060421_115823_000000422047_00052_21649_9223.N1	21-APR-2006 11:58:23	Bright	41.500	15	67Alp Vir	0.97600	28000.	83	21649	No
173	GOM_NL__2PRFIN20060421_120125_000000372047_00052_21649_9224.N1	21-APR-2006 12:01:25	Bright	36.500	121	29Gam Vir	2.7400	7200.0	73	21649	No
174	GOM_NL__2PRFIN20060421_120500_000000372047_00052_21649_9225.N1	21-APR-2006 12:05:00	Bright	37.000	138	47Eps Vir	2.8280	4700.0	74	21649	No
175	GOM_NL__2PRFIN20060421_121257_000000362047_00052_21649_9226.N1	21-APR-2006 12:12:57	Bright	35.500	152	12Alp2CVn	2.8900	11000.	71	21649	No
176	GOM_NL__2PRFIN20060421_121453_000000362047_00052_21649_9227.N1	21-APR-2006 12:14:53	Bright	36.000	174	52Psi UMa	3.0040	4400.0	72	21649	No
177	GOM_NL__2PRFIN20060421_121705_000000362047_00052_21649_9228.N1	21-APR-2006 12:17:05	Bright	36.000	87	64Gam UMa	2.4330	11000.	72	21649	No
178	GOM_NL__2PRFIN20060421_121935_000000372047_00052_21649_9229.N1	21-APR-2006 12:19:35	Bright	36.500	36	50Alp UMa	1.8000	6300.0	73	21649	No
179	GOM_NL__2PRFIN20060421_122728_000000342047_00052_21649_9230.N1	21-APR-2006 12:27:28	Bright	33.500	49	1Alp UMi	1.9900	6300.0	67	21649	No
180	GOM_NL__2PRFIN20060421_123510_000000352047_00052_21649_9231.N1	21-APR-2006 12:35:10	Bright	34.500	76	27Gam Cas	2.3000	30000.	69	21649	No
181	GOM_NL__2PRFIN20060421_123628_000000322047_00052_21649_9232.N1	21-APR-2006 12:36:28	Bright	32.000	68	18Alp Cas	2.2250	4500.0	64	21649	No
182	GOM_NL__2PRFIN20060421_124452_000000392047_00052_21649_9233.N1	21-APR-2006 12:44:52	Bright	38.500	164	44Eta Peg	2.9480	5400.0	77	21649	No
183	GOM_NL__2PRFIN20060421_124901_000000432047_00052_21649_9234.N1	21-APR-2006 12:49:01	Tw_i_and_stray	43.000	90	54Alp Peg	2.4870	11000.	86	21649	No
184	GOM_NL__2PRFIN20060421_130131_000000432047_00052_21649_9235.N1	21-APR-2006 13:01:31	Dark	43.000	18	24Alp PsA	1.1660	9700.0	86	21649	No
185	GOM_NL__2PRFIN20060421_130513_000000392047_00052_21649_9236.N1	21-APR-2006 13:05:13	Dark	39.000	172	Gam Gru	3.0030	13100.	78	21649	No
186	GOM_NL__2PRFIN20060421_130706_000000372047_00052_21649_9237.N1	21-APR-2006 13:07:06	Dark	37.000	31	Alp Gru	1.7340	15200.	74	21649	No
187	GOM_NL__2PRFIN20060421_131008_000000392047_00052_21649_9238.N1	21-APR-2006 13:10:08	Dark	39.000	148	Alp Tuc	2.8780	4100.0	78	21649	No
188	GOM_NL__2PRFIN20060421_131217_000000392047_00053_21650_9215.N1	21-APR-2006 13:12:17	Dark	39.000	45	Alp Pav	1.9400	26000.	78	21650	No
189	GOM_NL__2PRFIN20060421_131927_000000392047_00053_21650_9216.N1	21-APR-2006 13:19:27	Dark	38.500	43	Alp TrA	1.9100	4250.0	77	21650	No
190	GOM_NL__2PRFIN20060421_132135_000000382047_00053_21650_9217.N1	21-APR-2006 13:21:35	Straylight	38.000	134	Bet TrA	2.8100	6600.0	76	21650	No
191	GOM_NL__2PRFIN20060421_132352_000000422047_00053_21650_9218.N1	21-APR-2006 13:23:52	Straylight	41.500	4	Alp1Cen	-0.010000	5800.0	83	21650	No
192	GOM_NL__2PRFIN20060421_132709_000000412047_00053_21650_9219.N1	21-APR-2006 13:27:09	Straylight	41.000	78	Alp Lup	2.3040	28000.	82	21650	No
193	GOM_NL__2PRFIN20060421_132844_000000402047_00053_21650_9220.N1	21-APR-2006 13:28:44	Straylight	40.000	81	Eta Cen	2.3560	28000.	80	21650	No
194	GOM_NL__2PRFIN20060421_133059_000000442047_00053_21650_9221.N1	21-APR-2006 13:30:59	Straylight	44.000	54	5The Cen	2.0550	4500.0	88	21650	No
195	GOM_NL__2PRFIN20060421_133554_000000432047_00053_21650_9222.N1	21-APR-2006 13:35:54	Bright	42.500	106	9Bet Crv	2.6480	5600.0	85	21650	No
196	GOM_NL__2PRFIN20060421_134201_000000372047_00053_21650_9223.N1	21-APR-2006 13:42:01	Bright	36.500	121	29Gam Vir	2.7400	7200.0	73	21650	No
197	GOM_NL__2PRFIN20060421_134536_000000372047_00053_21650_9224.N1	21-APR-2006 13:45:36	Bright	37.000	138	47Eps Vir	2.8280	4700.0	74	21650	No
198	GOM_NL__2PRFIN20060421_135333_000000362047_00053_21650_9225.N1	21-APR-2006 13:53:33	Bright	36.000	152	12Alp2CVn	2.8900	11000.	72	21650	No
199	GOM_NL__2PRFIN20060421_135529_000000372047_00053_21650_9226.N1	21-APR-2006 13:55:29	Bright	36.500	174	52Psi UMa	3.0040	4400.0	73	21650	No
200	GOM_NL__2PRFIN20060421_135741_000000362047_00053_21650_9227.N1	21-APR-2006 13:57:41	Bright	35.500	87	64Gam UMa	2.4330	11000.	71	21650	No
201	GOM_NL__2PRFIN20060421_140011_000000372047_00053_21650_9228.N1	21-APR-2006 14:00:11	Bright	36.500	36	50Alp UMa	1.8000	6300.0	73	21650	No
202	GOM_NL__2PRFIN20060421_140804_000000362047_00053_21650_9229.N1	21-APR-2006 14:08:04	Bright	35.500	49	1Alp UMi	1.9900	6300.0	71	21650	No
203	GOM_NL__2PRFIN20060421_141546_000000352047_00053_21650_9230.N1	21-APR-2006 14:15:46	Bright	34.500	76	27Gam Cas	2.3000	30000.	69	21650	No
204	GOM_NL__2PRFIN20060421_141704_000000352047_00053_21650_9231.N1	21-APR-2006 14:17:04	Bright	35.000	68	18Alp Cas	2.2250	4500.0	70	21650	No
205	GOM_NL__2PRFIN20060421_142528_000000402047_00053_21650_9232.N1	21-APR-2006 14:25:28	Bright	39.500	164	44Eta Peg	2.9480	5400.0	79	21650	No
206	GOM_NL__2PRFIN20060421_142937_000000422047_00053_21650_9233.N1	21-APR-2006 14:29:37	Tw_i_and_stray	41.500	90	54Alp Peg	2.4870	11000.	83	21650	No
207	GOM_NL__2PRFIN20060421_144207_000000432047_00053_21650_9234.N1	21-APR-2006 14:42:07	Dark	42.500	18	24Alp PsA	1.1660	9700.0	85	21650	No
208	GOM_NL__2PRFIN20060421_144549_000000422047_00053_21650_9235.N1	21-APR-2006 14:45:49	Dark	41.500	172	Gam Gru	3.0030	13100.	83	21650	No
209	GOM_NL__2PRFIN20060421_144743_000000412047_00053_21650_9236.N1	21-APR-2006 14:47:43	Dark	41.000	31	Alp Gru	1.7340	15200.	82	21650	No
210	GOM_NL__2PRFIN20060421_145044_000000452047_00053_21650_9237.N1	21-APR-2006 14:50:44	Dark	44.500	148	Alp Tuc	2.8780	4100.0	89	21650	No
211	GOM_NL__2PRFIN20060421_145254_000000412047_00054_21651_9215.N1	21-APR-2006 14:52:54	Dark	41.000	45	Alp Pav	1.9400	26000.	82	21651	No
212	GOM_NL__2PRFIN20060421_150003_000000382047_00054_21651_9216.N1	21-APR-2006 15:00:03	Dark	38.000	43	Alp TrA	1.9100	4250.0	76	21651	No
213	GOM_NL__2PRFIN20060421_150212_000000372047_00054_21651_9217.N1	21-APR-2006 15:02:12	Straylight	37.000	134	Bet TrA	2.8100	6600.0	74	21651	No
214	GOM_NL__2PRFIN20060421_150428_000000402047_00054_21651_9218.N1	21-APR-2006 15:04:28	Straylight	40.000	4	Alp1Cen	-0.010000	5800.0	80	21651	No
215	GOM_NL__2PRFIN20060421_150745_000000432047_00054_21651_9219.N1	21-APR-2006 15:07:45	Straylight	42.500	78	Alp Lup	2.3040	28000.	85	21651	No
216	GOM_NL__2PRFIN20060421_150920_000000422047_00054_21651_9220.N1	21-APR-2006 15:09:20	Straylight	42.000	81	Eta Cen	2.3560	28000.	84	21651	No
217	GOM_NL__2PRFIN20060421_151135_000000492047_00054_21651_9221.N1	21-APR-2006 15:11:35	Straylight	48.500	54	5The Cen	2.0550	4500.0	97	21651	No
218	GOM_NL__2PRFIN20060421_151630_000000412047_00054_21651_9222.N1	21-APR-2006 15:16:30	Bright	41.000	106	9Bet Crv	2.6480	5600.0	82	21651	No
219	GOM_NL__2PRFIN20060421_152237_000000372047_00054_21651_9223.N1	21-APR-2006 15:22:37	Bright	36.500	121	29Gam Vir	2.7400	7200.0	73	21651	No

220	GOM_NL__2PRFIN20060421_152611_000000372047_00054_21651_9224.N1	21-APR-2006 15:26:11	Bright	36.500	138	47Eps Vir	2.8280	4700.0	73	21651	No
221	GOM_NL__2PRFIN20060421_153408_000000362047_00054_21651_9225.N1	21-APR-2006 15:34:08	Bright	35.500	152	12Alp2CVn	2.8900	11000.	71	21651	No
222	GOM_NL__2PRFIN20060421_153606_000000362047_00054_21651_9226.N1	21-APR-2006 15:36:06	Bright	36.000	174	52Psi UMa	3.0040	4400.0	72	21651	No
223	GOM_NL__2PRFIN20060421_153817_000000342047_00054_21651_9227.N1	21-APR-2006 15:38:17	Bright	34.000	87	64Gam UMa	2.4330	11000.	68	21651	No
224	GOM_NL__2PRFIN20060421_154047_000000382047_00054_21651_9228.N1	21-APR-2006 15:40:47	Bright	37.500	36	50Alp UMa	1.8000	6300.0	75	21651	No
225	GOM_NL__2PRFIN20060421_154840_000000352047_00054_21651_9229.N1	21-APR-2006 15:48:40	Bright	35.000	49	1Alp UMi	1.9900	6300.0	70	21651	No
226	GOM_NL__2PRFIN20060421_155622_000000352047_00054_21651_9230.N1	21-APR-2006 15:56:22	Bright	34.500	76	27Gam Cas	2.3000	30000.	69	21651	No
227	GOM_NL__2PRFIN20060421_155740_000000422047_00054_21651_9231.N1	21-APR-2006 15:57:40	Bright	42.000	68	18Alp Cas	2.2250	4500.0	84	21651	No
228	GOM_NL__2PRFIN20060421_160605_000000392047_00054_21651_9232.N1	21-APR-2006 16:06:05	Bright	38.500	164	44Eta Peg	2.9480	5400.0	77	21651	No
229	GOM_NL__2PRFIN20060421_161013_000000412047_00054_21651_9233.N1	21-APR-2006 16:10:13	Twi_and_stray	41.000	90	54Alp Peg	2.4870	11000.	82	21651	No
230	GOM_NL__2PRFIN20060421_162244_000000422047_00054_21651_9234.N1	21-APR-2006 16:22:44	Dark	41.500	18	24Alp PsA	1.1660	9700.0	83	21651	No
231	GOM_NL__2PRFIN20060421_162626_000000392047_00054_21651_9235.N1	21-APR-2006 16:26:26	Dark	38.500	172	Gam Gru	3.0030	13100.	77	21651	No
232	GOM_NL__2PRFIN20060421_162819_000000402047_00054_21651_9236.N1	21-APR-2006 16:28:19	Dark	40.000	31	Alp Gru	1.7340	15200.	80	21651	No
233	GOM_NL__2PRFIN20060421_163120_000000422047_00054_21651_9237.N1	21-APR-2006 16:31:20	Dark	41.500	148	Alp Tuc	2.8780	4100.0	83	21651	No
234	GOM_NL__2PRFIN20060421_163331_000000402047_00055_21652_9215.N1	21-APR-2006 16:33:31	Dark	39.500	45	Alp Pav	1.9400	26000.	79	21652	No
235	GOM_NL__2PRFIN20060421_164039_000000422047_00055_21652_9216.N1	21-APR-2006 16:40:39	Dark	41.500	43	Alp TrA	1.9100	4250.0	83	21652	No
236	GOM_NL__2PRFIN20060421_164248_000000392047_00055_21652_9217.N1	21-APR-2006 16:42:48	Straylight	39.000	134	Bet TrA	2.8100	6600.0	78	21652	No
237	GOM_NL__2PRFIN20060421_164505_000000492047_00055_21652_9218.N1	21-APR-2006 16:45:05	Straylight	48.500	4	Alp1Cen	-0.010000	5800.0	97	21652	No
238	GOM_NL__2PRFIN20060421_164822_000000402047_00055_21652_9219.N1	21-APR-2006 16:48:22	Straylight	39.500	78	Alp Lup	2.3040	28000.	79	21652	No
239	GOM_NL__2PRFIN20060421_164956_000000432047_00055_21652_9220.N1	21-APR-2006 16:49:56	Straylight	42.500	81	Eta Cen	2.3560	28000.	85	21652	No
240	GOM_NL__2PRFIN20060421_165211_000000462047_00055_21652_9221.N1	21-APR-2006 16:52:11	Straylight	46.000	54	5The Cen	2.0550	4500.0	92	21652	No
241	GOM_NL__2PRFIN20060421_165706_000000432047_00055_21652_9222.N1	21-APR-2006 16:57:06	Bright	42.500	106	9Bet Crv	2.6480	5600.0	85	21652	No
242	GOM_NL__2PRFIN20060421_170313_000000362047_00055_21652_9223.N1	21-APR-2006 17:03:13	Bright	35.500	121	29Gam Vir	2.7400	7200.0	71	21652	No
243	GOM_NL__2PRFIN20060421_170647_000000372047_00055_21652_9224.N1	21-APR-2006 17:06:47	Bright	37.000	138	47Eps Vir	2.8280	4700.0	74	21652	No
244	GOM_NL__2PRFIN20060421_171444_000000382047_00055_21652_9225.N1	21-APR-2006 17:14:44	Bright	37.500	152	12Alp2CVn	2.8900	11000.	75	21652	No
245	GOM_NL__2PRFIN20060421_171642_000000362047_00055_21652_9226.N1	21-APR-2006 17:16:42	Bright	36.000	174	52Psi UMa	3.0040	4400.0	72	21652	No
246	GOM_NL__2PRFIN20060421_171853_000000352047_00055_21652_9227.N1	21-APR-2006 17:18:53	Bright	35.000	87	64Gam UMa	2.4330	11000.	70	21652	No
247	GOM_NL__2PRFIN20060421_172123_000000362047_00055_21652_9228.N1	21-APR-2006 17:21:23	Bright	36.000	36	50Alp UMa	1.8000	6300.0	72	21652	No
248	GOM_NL__2PRFIN20060421_172916_000000362047_00055_21652_9229.N1	21-APR-2006 17:29:16	Bright	35.500	49	1Alp UMi	1.9900	6300.0	71	21652	No
249	GOM_NL__2PRFIN20060421_173659_000000332047_00055_21652_9230.N1	21-APR-2006 17:36:59	Bright	32.500	76	27Gam Cas	2.3000	30000.	65	21652	No
250	GOM_NL__2PRFIN20060421_173816_000000322047_00055_21652_9231.N1	21-APR-2006 17:38:16	Bright	32.000	68	18Alp Cas	2.2250	4500.0	64	21652	No
251	GOM_NL__2PRFIN20060421_174641_000000392047_00055_21652_9232.N1	21-APR-2006 17:46:41	Bright	39.000	164	44Eta Peg	2.9480	5400.0	78	21652	No
252	GOM_NL__2PRFIN20060421_175050_000000432047_00055_21652_9233.N1	21-APR-2006 17:50:50	Twi_and_stray	42.500	90	54Alp Peg	2.4870	11000.	85	21652	No
253	GOM_NL__2PRFIN20060421_180320_000000462047_00055_21652_9234.N1	21-APR-2006 18:03:20	Dark	45.500	18	24Alp PsA	1.1660	9700.0	91	21652	No
254	GOM_NL__2PRFIN20060421_180702_000000392047_00055_21652_9235.N1	21-APR-2006 18:07:02	Dark	39.000	172	Gam Gru	3.0030	13100.	78	21652	No
255	GOM_NL__2PRFIN20060421_180855_000000382047_00055_21652_9236.N1	21-APR-2006 18:08:55	Dark	38.000	31	Alp Gru	1.7340	15200.	76	21652	No
256	GOM_NL__2PRFIN20060421_181156_000000472047_00055_21652_9237.N1	21-APR-2006 18:11:56	Dark	46.500	148	Alp Tuc	2.8780	4100.0	93	21652	No
257	GOM_NL__2PRFIN20060421_181407_000000402047_00056_21653_9215.N1	21-APR-2006 18:14:07	Dark	40.000	45	Alp Pav	1.9400	26000.	80	21653	No
258	GOM_NL__2PRFIN20060421_182116_000000452047_00056_21653_9216.N1	21-APR-2006 18:21:16	Dark	44.500	43	Alp TrA	1.9100	4250.0	89	21653	No
259	GOM_NL__2PRFIN20060421_182325_000000392047_00056_21653_9217.N1	21-APR-2006 18:23:25	Straylight	39.000	134	Bet TrA	2.8100	6600.0	78	21653	No
260	GOM_NL__2PRFIN20060421_182541_000000452047_00056_21653_9218.N1	21-APR-2006 18:25:41	Straylight	44.500	4	Alp1Cen	-0.010000	5800.0	89	21653	No
261	GOM_NL__2PRFIN20060421_182858_000000422047_00056_21653_9219.N1	21-APR-2006 18:28:58	Straylight	41.500	78	Alp Lup	2.3040	28000.	83	21653	No
262	GOM_NL__2PRFIN20060421_183033_000000402047_00056_21653_9220.N1	21-APR-2006 18:30:33	Straylight	40.000	81	Eta Cen	2.3560	28000.	80	21653	No
263	GOM_NL__2PRFIN20060421_183248_000000452047_00056_21653_9221.N1	21-APR-2006 18:32:48	Straylight	45.000	54	5The Cen	2.0550	4500.0	90	21653	No
264	GOM_NL__2PRFIN20060421_183742_000000412047_00056_21653_9222.N1	21-APR-2006 18:37:42	Bright	41.000	106	9Bet Crv	2.6480	5600.0	82	21653	No
265	GOM_NL__2PRFIN20060421_184349_000000362047_00056_21653_9223.N1	21-APR-2006 18:43:49	Bright	36.000	121	29Gam Vir	2.7400	7200.0	72	21653	No
266	GOM_NL__2PRFIN20060421_184723_000000372047_00056_21653_9224.N1	21-APR-2006 18:47:23	Bright	37.000	138	47Eps Vir	2.8280	4700.0	74	21653	No
267	GOM_NL__2PRFIN20060421_185520_000000362047_00056_21653_9225.N1	21-APR-2006 18:55:20	Bright	35.500	152	12Alp2CVn	2.8900	11000.	71	21653	No
268	GOM_NL__2PRFIN20060421_185718_000000372047_00056_21653_9226.N1	21-APR-2006 18:57:18	Bright	36.500	174	52Psi UMa	3.0040	4400.0	73	21653	No
269	GOM_NL__2PRFIN20060421_185929_000000362047_00056_21653_9227.N1	21-APR-2006 18:59:29	Bright	35.500	87	64Gam UMa	2.4330	11000.	71	21653	No
270	GOM_NL__2PRFIN20060421_190159_000000372047_00056_21653_9228.N1	21-APR-2006 19:01:59	Bright	37.000	36	50Alp UMa	1.8000	6300.0	74	21653	No
271	GOM_NL__2PRFIN20060421_190952_000000352047_00056_21653_9229.N1	21-APR-2006 19:09:52	Bright	35.000	49	1Alp UMi	1.9900	6300.0	70	21653	No
272	GOM_NL__2PRFIN20060421_191735_000000332047_00056_21653_9230.N1	21-APR-2006 19:17:35	Bright	32.500	76	27Gam Cas	2.3000	30000.	65	21653	No
273	GOM_NL__2PRFIN20060421_191852_000000352047_00056_21653_9231.N1	21-APR-2006 19:18:52	Bright	35.000	68	18Alp Cas	2.2250	4500.0	70	21653	No
274	GOM_NL__2PRFIN20060421_192717_000000392047_00056_21653_9232.N1	21-APR-2006 19:27:17	Bright	38.500	164	44Eta Peg	2.9480	5400.0	77	21653	No
275	GOM_NL__2PRFIN20060421_193126_000000412047_00056_21653_9233.N1	21-APR-2006 19:31:26	Twi_and_stray	40.500	90	54Alp Peg	2.4870	11000.	81	21653	No
276	GOM_NL__2PRFIN20060421_194356_000000422047_00056_21653_9234.N1	21-APR-2006 19:43:56	Dark	42.000	18	24Alp PsA	1.1660	9700.0	84	21653	No
277	GOM_NL__2PRFIN20060421_194739_000000402047_00056_21653_9235.N1	21-APR-2006 19:47:39	Dark	40.000	172	Gam Gru	3.0030	13100.	80	21653	No
278	GOM_NL__2PRFIN20060421_194932_000000392047_00056_21653_9236.N1	21-APR-2006 19:49:32	Dark	38.500	31	Alp Gru	1.7340	15200.	77	21653	No

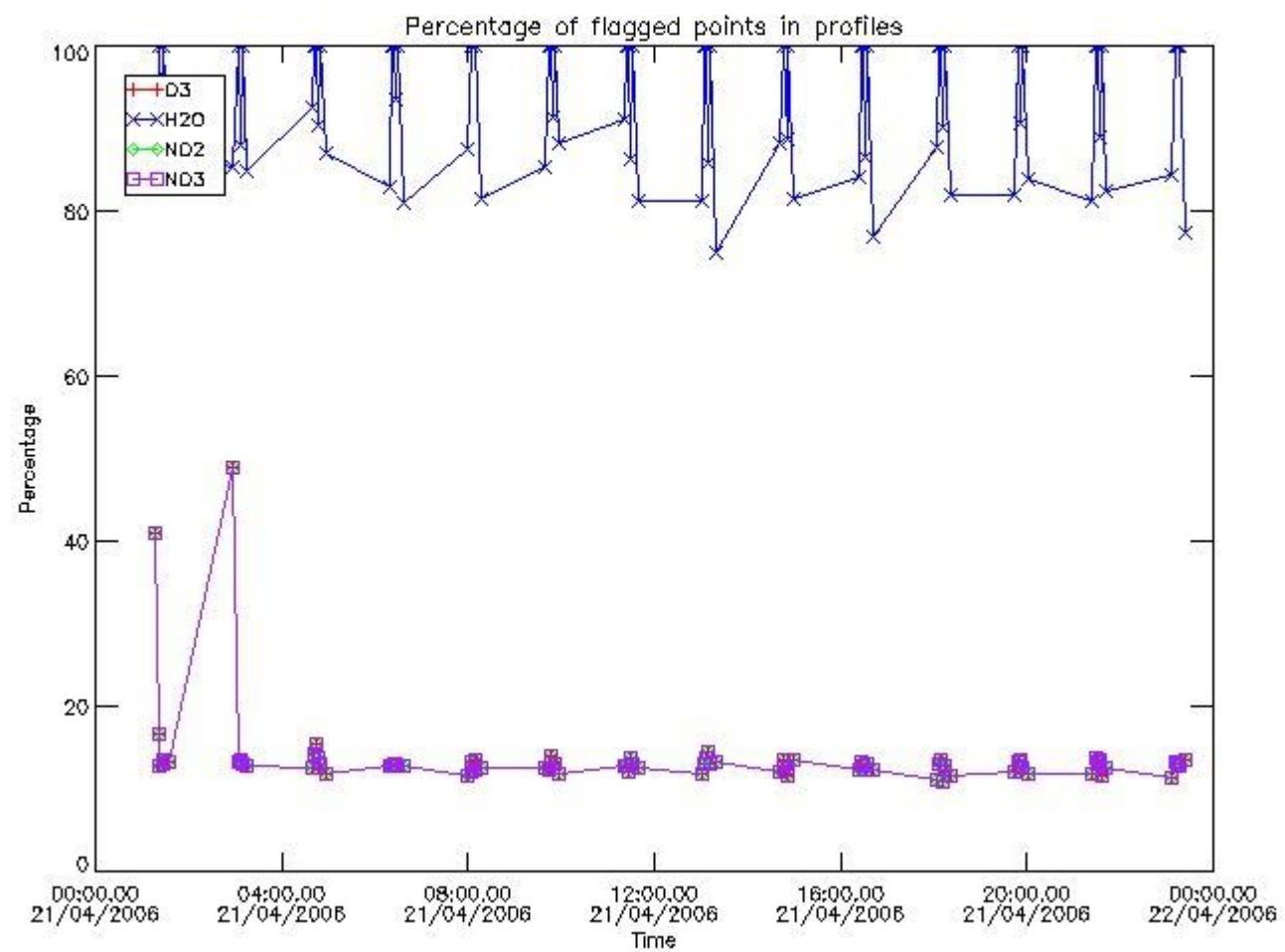
279	GOM_NL__2PRFIN20060421_195233_000000382047_00056_21653_9237.N1	21-APR-2006 19:52:33	Dark	37.500	148	Alp Tuc	2.8780	4100.0	75	21653	No
280	GOM_NL__2PRFIN20060421_195444_000000412047_00057_21654_9215.N1	21-APR-2006 19:54:44	Dark	41.000	45	Alp Pav	1.9400	26000.	82	21654	No
281	GOM_NL__2PRFIN20060421_200152_000000442047_00057_21654_9216.N1	21-APR-2006 20:01:52	Dark	43.500	43	Alp TrA	1.9100	4250.0	87	21654	No
282	GOM_NL__2PRFIN20060421_200401_000000382047_00057_21654_9217.N1	21-APR-2006 20:04:01	Straylight	38.000	134	Bet TrA	2.8100	6600.0	76	21654	No
283	GOM_NL__2PRFIN20060421_200617_000000502047_00057_21654_9218.N1	21-APR-2006 20:06:17	Straylight	50.000	4	Alp1Cen	-0.010000	5800.0	100	21654	No
284	GOM_NL__2PRFIN20060421_200935_000000412047_00057_21654_9219.N1	21-APR-2006 20:09:35	Straylight	40.500	78	Alp Lup	2.3040	28000.	81	21654	No
285	GOM_NL__2PRFIN20060421_201109_000000432047_00057_21654_9220.N1	21-APR-2006 20:11:09	Straylight	42.500	81	Eta Cen	2.3560	28000.	85	21654	No
286	GOM_NL__2PRFIN20060421_201324_000000472047_00057_21654_9221.N1	21-APR-2006 20:13:24	Straylight	46.500	54	5The Cen	2.0550	4500.0	93	21654	No
287	GOM_NL__2PRFIN20060421_201819_000000422047_00057_21654_9222.N1	21-APR-2006 20:18:19	Bright	42.000	106	9Bet Crv	2.6480	5600.0	84	21654	No
288	GOM_NL__2PRFIN20060421_202123_000000412047_00057_21654_9223.N1	21-APR-2006 20:21:23	Bright	41.000	15	67Alp Vir	0.97600	28000.	82	21654	No
289	GOM_NL__2PRFIN20060421_202425_000000362047_00057_21654_9224.N1	21-APR-2006 20:24:25	Bright	36.000	121	29Gam Vir	2.7400	7200.0	72	21654	No
290	GOM_NL__2PRFIN20060421_202759_000000372047_00057_21654_9225.N1	21-APR-2006 20:27:59	Bright	37.000	138	47Eps Vir	2.8280	4700.0	74	21654	No
291	GOM_NL__2PRFIN20060421_203556_000000542047_00057_21654_9226.N1	21-APR-2006 20:35:56	Bright	54.000	152	12Alp2CVn	2.8900	11000.	108	21654	No
292	GOM_NL__2PRFIN20060421_203754_000000342047_00057_21654_9227.N1	21-APR-2006 20:37:54	Bright	34.000	174	52Psi UMa	3.0040	4400.0	68	21654	No
293	GOM_NL__2PRFIN20060421_204005_000000352047_00057_21654_9228.N1	21-APR-2006 20:40:05	Bright	35.000	87	64Gam UMa	2.4330	11000.	70	21654	No
294	GOM_NL__2PRFIN20060421_204235_000000382047_00057_21654_9229.N1	21-APR-2006 20:42:35	Bright	38.000	36	50Alp UMa	1.8000	6300.0	76	21654	No
295	GOM_NL__2PRFIN20060421_205028_000000372047_00057_21654_9230.N1	21-APR-2006 20:50:28	Bright	36.500	49	1Alp UMi	1.9900	6300.0	73	21654	No
296	GOM_NL__2PRFIN20060421_205811_000000322047_00057_21654_9231.N1	21-APR-2006 20:58:11	Bright	32.000	76	27Gam Cas	2.3000	30000.	64	21654	No
297	GOM_NL__2PRFIN20060421_205928_000000322047_00057_21654_9232.N1	21-APR-2006 20:59:28	Bright	32.000	68	18Alp Cas	2.2250	4500.0	64	21654	No
298	GOM_NL__2PRFIN20060421_210753_000000392047_00057_21654_9233.N1	21-APR-2006 21:07:53	Bright	38.500	164	44Eta Peg	2.9480	5400.0	77	21654	No
299	GOM_NL__2PRFIN20060421_211202_000000402047_00057_21654_9234.N1	21-APR-2006 21:12:02	Tw_i_and_stray	40.000	90	54Alp Peg	2.4870	11000.	80	21654	No
300	GOM_NL__2PRFIN20060421_212432_000000432047_00057_21654_9235.N1	21-APR-2006 21:24:32	Dark	43.000	18	24Alp PsA	1.1660	9700.0	86	21654	No
301	GOM_NL__2PRFIN20060421_212816_000000412047_00057_21654_9236.N1	21-APR-2006 21:28:16	Dark	40.500	172	Gam Gru	3.0030	13100.	81	21654	No
302	GOM_NL__2PRFIN20060421_213008_000000392047_00057_21654_9237.N1	21-APR-2006 21:30:08	Dark	38.500	31	Alp Gru	1.7340	15200.	77	21654	No
303	GOM_NL__2PRFIN20060421_213309_000000422047_00057_21654_9238.N1	21-APR-2006 21:33:09	Dark	41.500	148	Alp Tuc	2.8780	4100.0	83	21654	No
304	GOM_NL__2PRFIN20060421_213520_000000452047_00058_21655_9215.N1	21-APR-2006 21:35:20	Dark	44.500	45	Alp Pav	1.9400	26000.	89	21655	No
305	GOM_NL__2PRFIN20060421_214228_000000412047_00058_21655_9216.N1	21-APR-2006 21:42:28	Dark	40.500	43	Alp TrA	1.9100	4250.0	81	21655	No
306	GOM_NL__2PRFIN20060421_214437_000000382047_00058_21655_9217.N1	21-APR-2006 21:44:37	Straylight	38.000	134	Bet TrA	2.8100	6600.0	76	21655	No
307	GOM_NL__2PRFIN20060421_214654_000000502047_00058_21655_9218.N1	21-APR-2006 21:46:54	Straylight	50.000	4	Alp1Cen	-0.010000	5800.0	100	21655	No
308	GOM_NL__2PRFIN20060421_215011_000000422047_00058_21655_9219.N1	21-APR-2006 21:50:11	Straylight	42.000	78	Alp Lup	2.3040	28000.	84	21655	No
309	GOM_NL__2PRFIN20060421_215145_000000422047_00058_21655_9220.N1	21-APR-2006 21:51:45	Straylight	42.000	81	Eta Cen	2.3560	28000.	84	21655	No
310	GOM_NL__2PRFIN20060421_215400_000000442047_00058_21655_9221.N1	21-APR-2006 21:54:00	Straylight	44.000	54	5The Cen	2.0550	4500.0	88	21655	No
311	GOM_NL__2PRFIN20060421_215855_000000382047_00058_21655_9222.N1	21-APR-2006 21:58:55	Bright	38.000	106	9Bet Crv	2.6480	5600.0	76	21655	No
312	GOM_NL__2PRFIN20060421_220159_000000402047_00058_21655_9223.N1	21-APR-2006 22:01:59	Bright	39.500	15	67Alp Vir	0.97600	28000.	79	21655	No
313	GOM_NL__2PRFIN20060421_220501_000000382047_00058_21655_9224.N1	21-APR-2006 22:05:01	Bright	37.500	121	29Gam Vir	2.7400	7200.0	75	21655	No
314	GOM_NL__2PRFIN20060421_220835_000000372047_00058_21655_9225.N1	21-APR-2006 22:08:35	Bright	37.000	138	47Eps Vir	2.8280	4700.0	74	21655	No
315	GOM_NL__2PRFIN20060421_221632_000000372047_00058_21655_9226.N1	21-APR-2006 22:16:32	Bright	37.000	152	12Alp2CVn	2.8900	11000.	74	21655	No
316	GOM_NL__2PRFIN20060421_221830_000000362047_00058_21655_9227.N1	21-APR-2006 22:18:30	Bright	35.500	174	52Psi UMa	3.0040	4400.0	71	21655	No
317	GOM_NL__2PRFIN20060421_222041_000000352047_00058_21655_9228.N1	21-APR-2006 22:20:41	Bright	34.500	87	64Gam UMa	2.4330	11000.	69	21655	No
318	GOM_NL__2PRFIN20060421_222312_000000382047_00058_21655_9229.N1	21-APR-2006 22:23:12	Bright	38.000	36	50Alp UMa	1.8000	6300.0	76	21655	No
319	GOM_NL__2PRFIN20060421_223104_000000372047_00058_21655_9230.N1	21-APR-2006 22:31:04	Bright	37.000	49	1Alp UMi	1.9900	6300.0	74	21655	No
320	GOM_NL__2PRFIN20060421_223847_000000332047_00058_21655_9231.N1	21-APR-2006 22:38:47	Bright	32.500	76	27Gam Cas	2.3000	30000.	65	21655	No
321	GOM_NL__2PRFIN20060421_224004_000000332047_00058_21655_9232.N1	21-APR-2006 22:40:04	Bright	32.500	68	18Alp Cas	2.2250	4500.0	65	21655	No
322	GOM_NL__2PRFIN20060421_224829_000000382047_00058_21655_9233.N1	21-APR-2006 22:48:29	Bright	38.000	164	44Eta Peg	2.9480	5400.0	76	21655	No
323	GOM_NL__2PRFIN20060421_225238_000000402047_00058_21655_9234.N1	21-APR-2006 22:52:38	Tw_i_and_stray	40.000	90	54Alp Peg	2.4870	11000.	80	21655	No
324	GOM_NL__2PRFIN20060421_230509_000000452047_00058_21655_9235.N1	21-APR-2006 23:05:09	Dark	45.000	18	24Alp PsA	1.1660	9700.0	90	21655	No
325	GOM_NL__2PRFIN20060421_231044_000000392047_00058_21655_9236.N1	21-APR-2006 23:10:44	Dark	38.500	31	Alp Gru	1.7340	15200.	77	21655	No
326	GOM_NL__2PRFIN20060421_231345_000000402047_00058_21655_9237.N1	21-APR-2006 23:13:45	Dark	39.500	148	Alp Tuc	2.8780	4100.0	79	21655	No
327	GOM_NL__2PRFIN20060421_231557_000000402047_00059_21656_9215.N1	21-APR-2006 23:15:57	Dark	40.000	45	Alp Pav	1.9400	26000.	80	21656	No
328	GOM_NL__2PRFIN20060421_232305_000000382047_00059_21656_9216.N1	21-APR-2006 23:23:05	Dark	38.000	43	Alp TrA	1.9100	4250.0	76	21656	No
329	GOM_NL__2PRFIN20060421_232514_000000382047_00059_21656_9217.N1	21-APR-2006 23:25:14	Straylight	38.000	134	Bet TrA	2.8100	6600.0	76	21656	No
330	GOM_NL__2PRFIN20060421_232730_000000512047_00059_21656_9218.N1	21-APR-2006 23:27:30	Straylight	51.000	4	Alp1Cen	-0.010000	5800.0	102	21656	No
331	GOM_NL__2PRFIN20060421_233047_000000432047_00059_21656_9219.N1	21-APR-2006 23:30:47	Straylight	43.000	78	Alp Lup	2.3040	28000.	86	21656	No
332	GOM_NL__2PRFIN20060421_233222_000000422047_00059_21656_9220.N1	21-APR-2006 23:32:22	Straylight	42.000	81	Eta Cen	2.3560	28000.	84	21656	No
333	GOM_NL__2PRFIN20060421_233436_000000422047_00059_21656_9221.N1	21-APR-2006 23:34:36	Straylight	42.000	54	5The Cen	2.0550	4500.0	84	21656	No
334	GOM_NL__2PRFIN20060421_233931_000000412047_00059_21656_9222.N1	21-APR-2006 23:39:31	Bright	40.500	106	9Bet Crv	2.6480	5600.0	81	21656	No
335	GOM_NL__2PRFIN20060421_234235_000000402047_00059_21656_9223.N1	21-APR-2006 23:42:35	Bright	39.500	15	67Alp Vir	0.97600	28000.	79	21656	No
336	GOM_NL__2PRFIN20060421_234537_000000362047_00059_21656_9224.N1	21-APR-2006 23:45:37	Bright	36.000	121	29Gam Vir	2.7400	7200.0	72	21656	No
337	GOM_NL__2PRFIN20060421_234911_000000372047_00059_21656_9225.N1	21-APR-2006 23:49:11	Bright	37.000	138	47Eps Vir	2.8280	4700.0	74	21656	No

338	GOM_NL__2PRFIN20060421_235707_000000362047_00059_21656_9226.N1	21-APR-2006 23:57:07	Bright	35.500	152	12Alp2CVn	2.8900	11000.	71	21656	No
339	GOM_NL__2PRFIN20060421_235906_000000352047_00059_21656_9227.N1	21-APR-2006 23:59:06	Bright	34.500	174	52Psi UMa	3.0040	4400.0	69	21656	No

3. Quality information per product

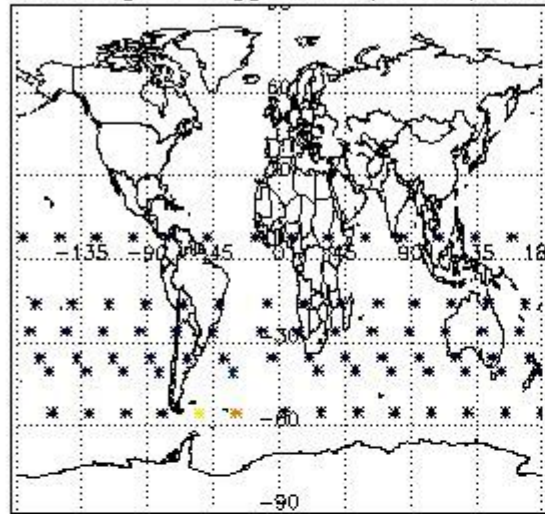
In this section it is plotted some information contained in the Quality Summary data set of the level 2 products. Only products in dark limb conditions and without errors (error flag in the MPH set to "0") are used.

3.1 Plot quality information per product (time dependant)

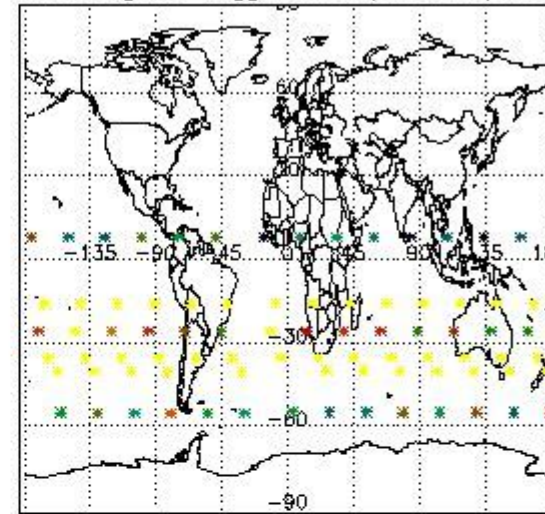


3.2 Plot quality information per product (world map)

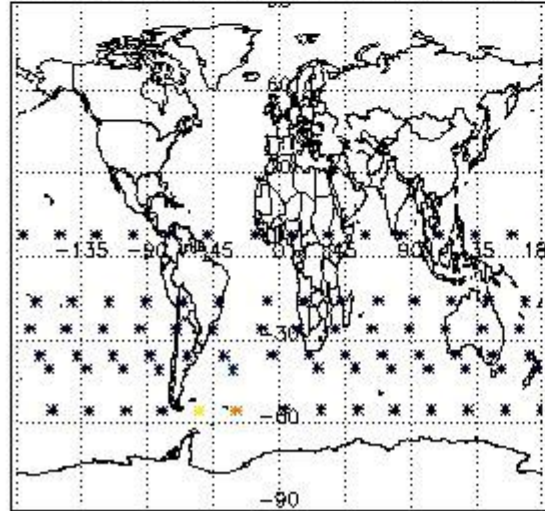
Percentage of flagged data per O3 profile



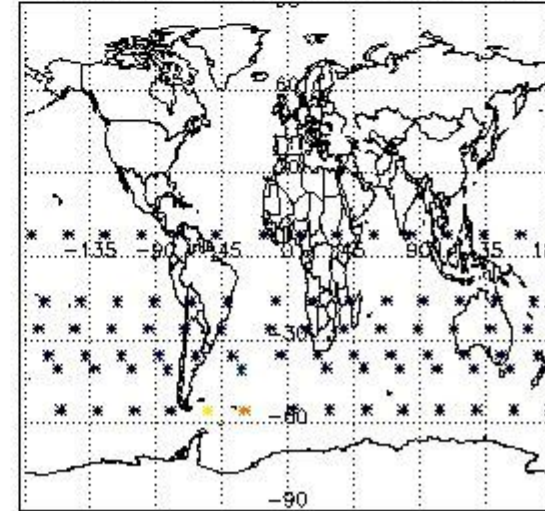
Percentage of flagged data per H2O profile



Percentage of flagged data per NO2 profile



Percentage of flagged data per NO3 profile

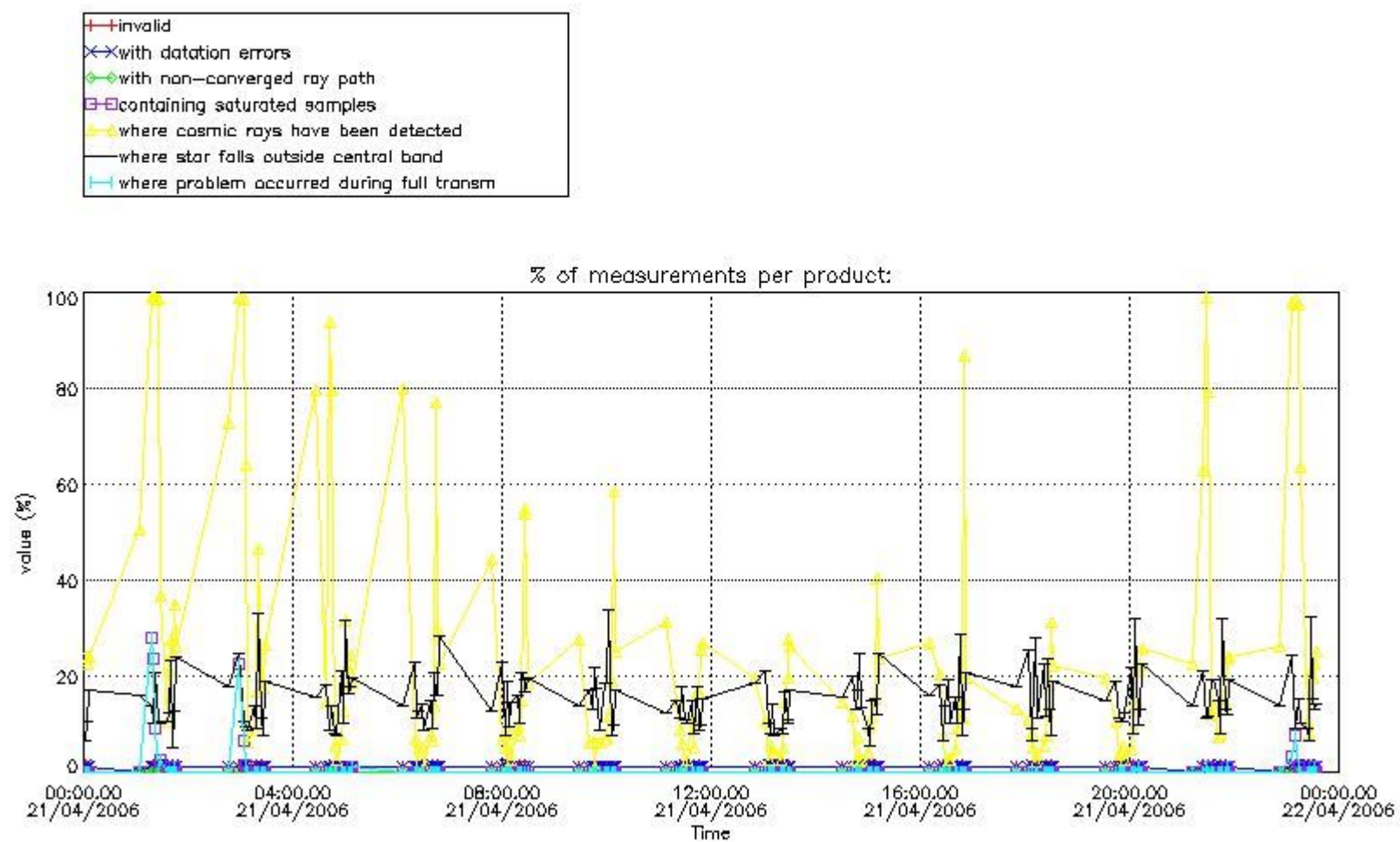


4. Level 1 quality information per product

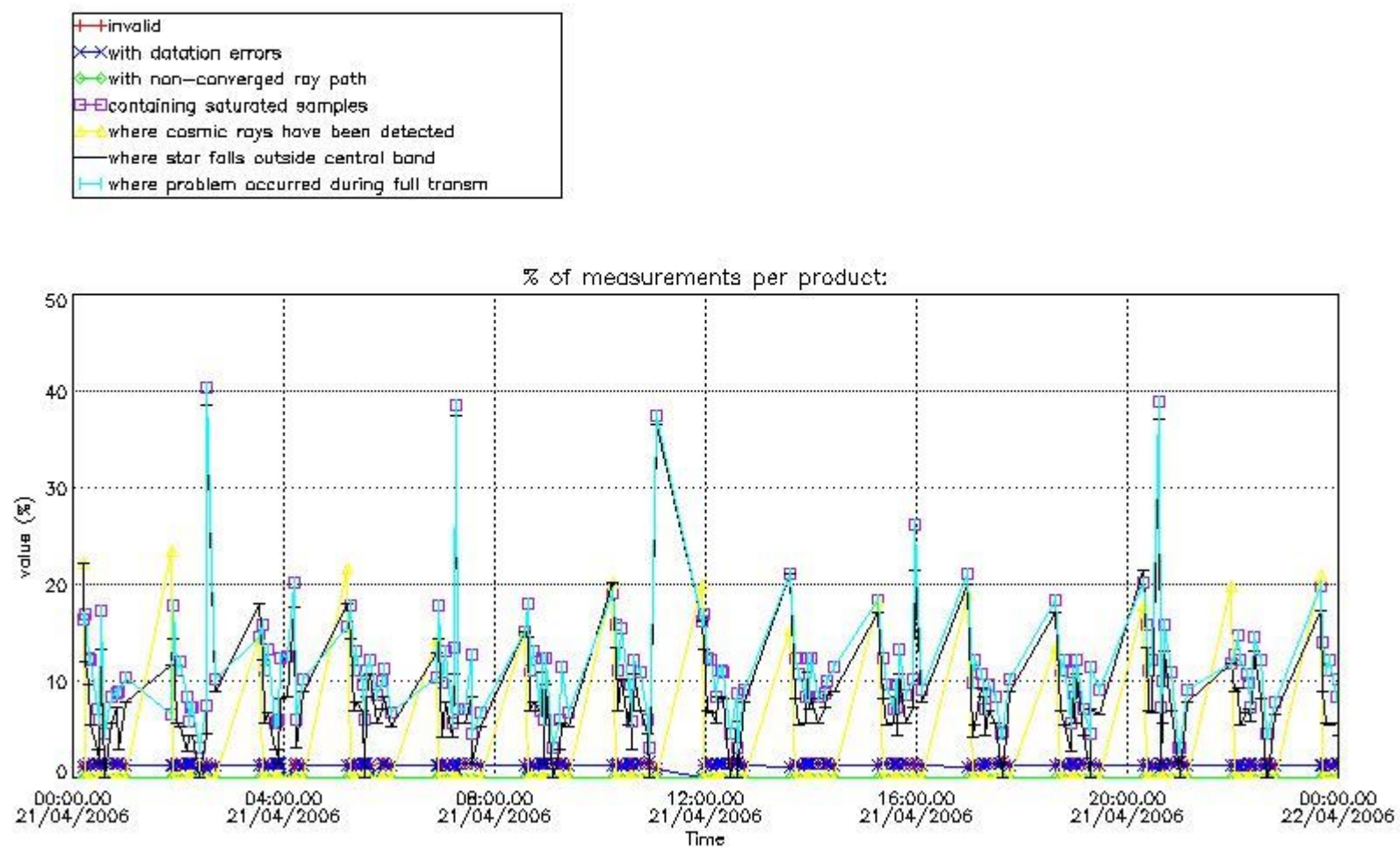
In this section it is plotted some information contained in the Quality Summary data set of the level 2 products that comes from the level 1b processing. Products without errors (error flag in the MPH set to "0") are used.

4.1 Plot quality information per product (time dependant) coming from level 1b processing

4.1.1 Plot level 1 quality information per product (time dependant): ENVISAT ASCENDING passes



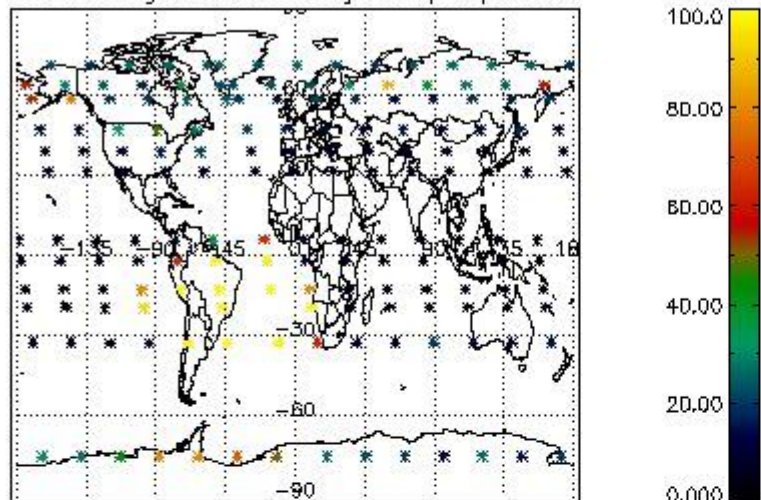
4.1.2 Plot level 1 quality information per product (time dependant): ENVI SAT DESCENDING passes



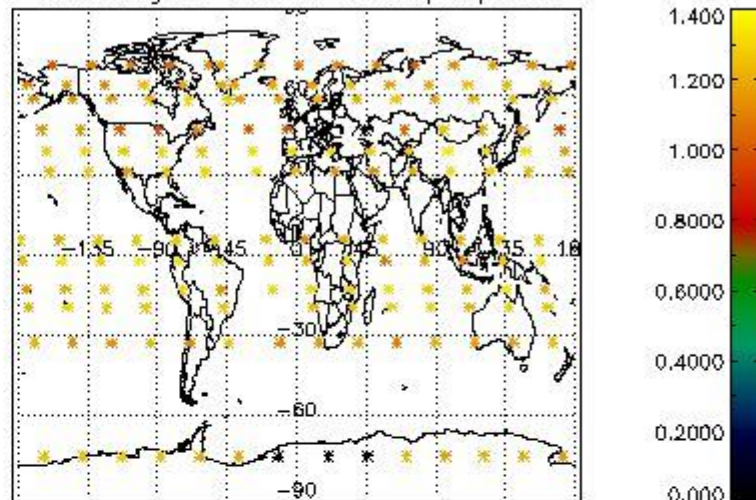
4.2 Plot quality information per product coming from level 1b processing (world map)

4.2.1 Plot level 1 quality information per product (world map): ENVISAT ASCENDING passes

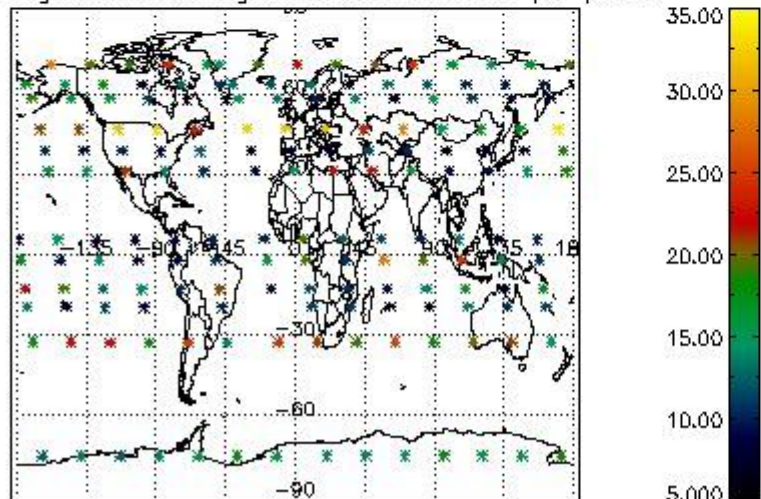
Percentage of cosmic ray hits per profile



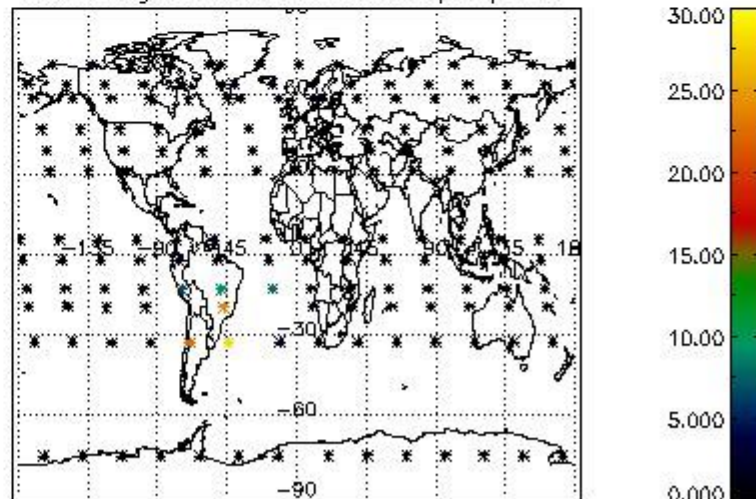
Percentage of datation errors per profile



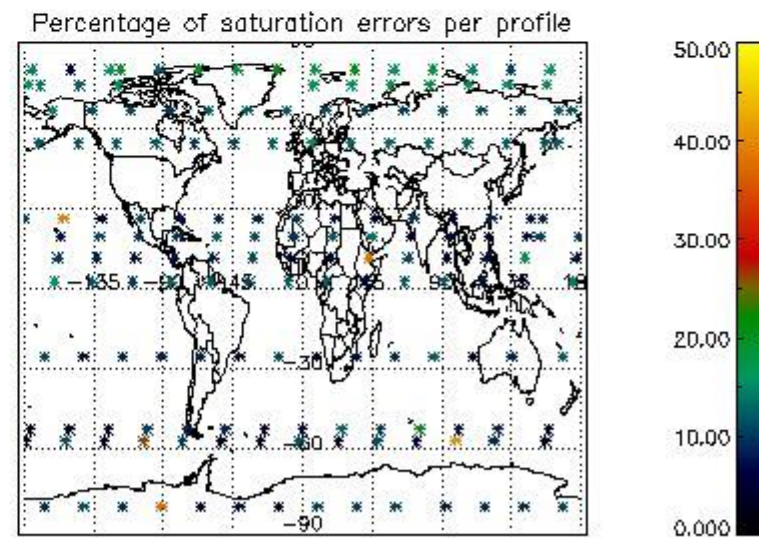
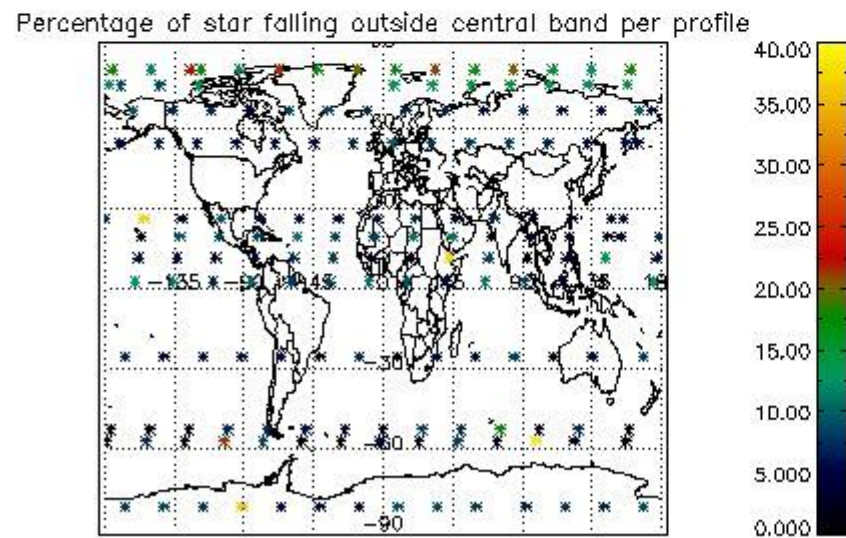
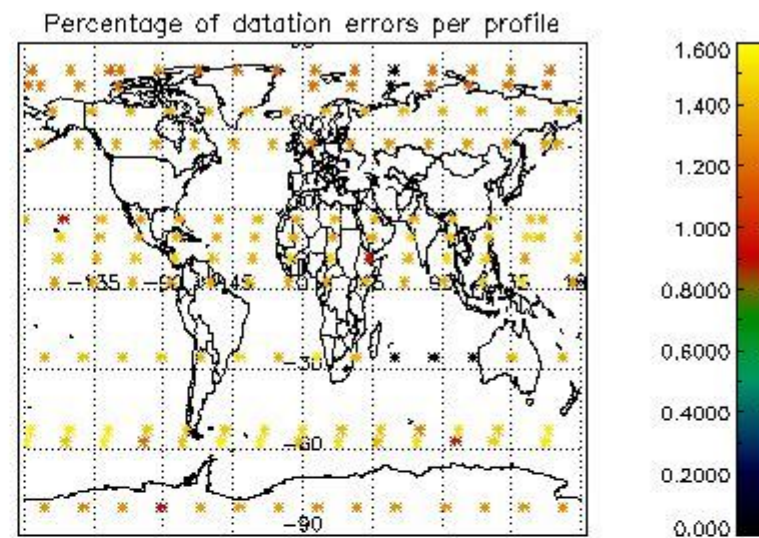
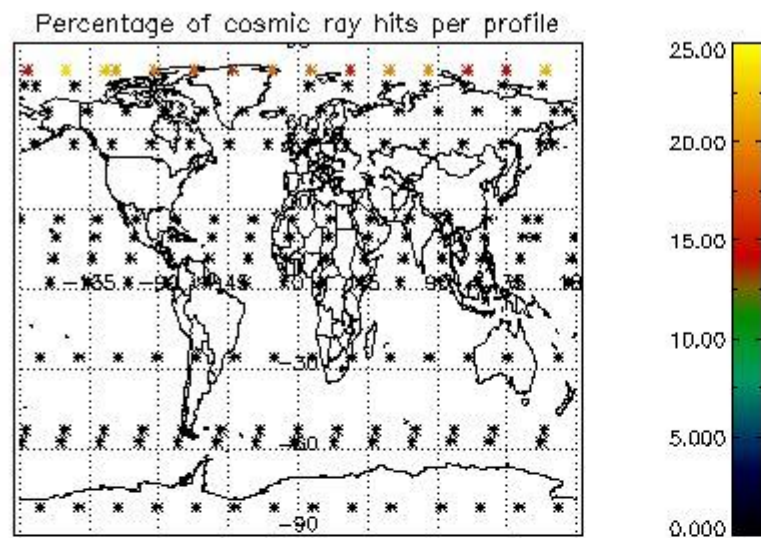
Percentage of star falling outside central band per profile



Percentage of saturation errors per profile



4.2.2 Plot level 1 quality information per product (world map): ENVISAT DESCENDING passes



5. Trace gas profiles

5.1 Ozone statistics based on quality of products

The final quality of the products can be "measured" using the STD (Standard Deviation) attached to every point profile. This information is written to the parameter GOM_NL__2P/NL_LOCAL_SPECIES_DENSITY/o3_std of the level 2 products. The table below shows the statistics for given STD ranges.

The statistics are given with respect to the overall valid production:

- Products without fatal errors: GOM_NL__2P/MPH/PRODUCT_ERR=0
- Valid point profile: GOM_NL__2P/NL_LOCAL_SPECIES_DENSITY/pcd(0)=0

The 'Criteria' is applied to valid points of dark limb products:

- Products in dark limb illumination condition: GOM_NL__2P/NL_SUMMARY_QUALITY/obs_ill_cond=0
- Products without fatal errors: GOM_NL__2P/MPH/PRODUCT_ERR=0
- Valid point profile: GOM_NL__2P/NL_LOCAL_SPECIES_DENSITY/pcd(0)=0

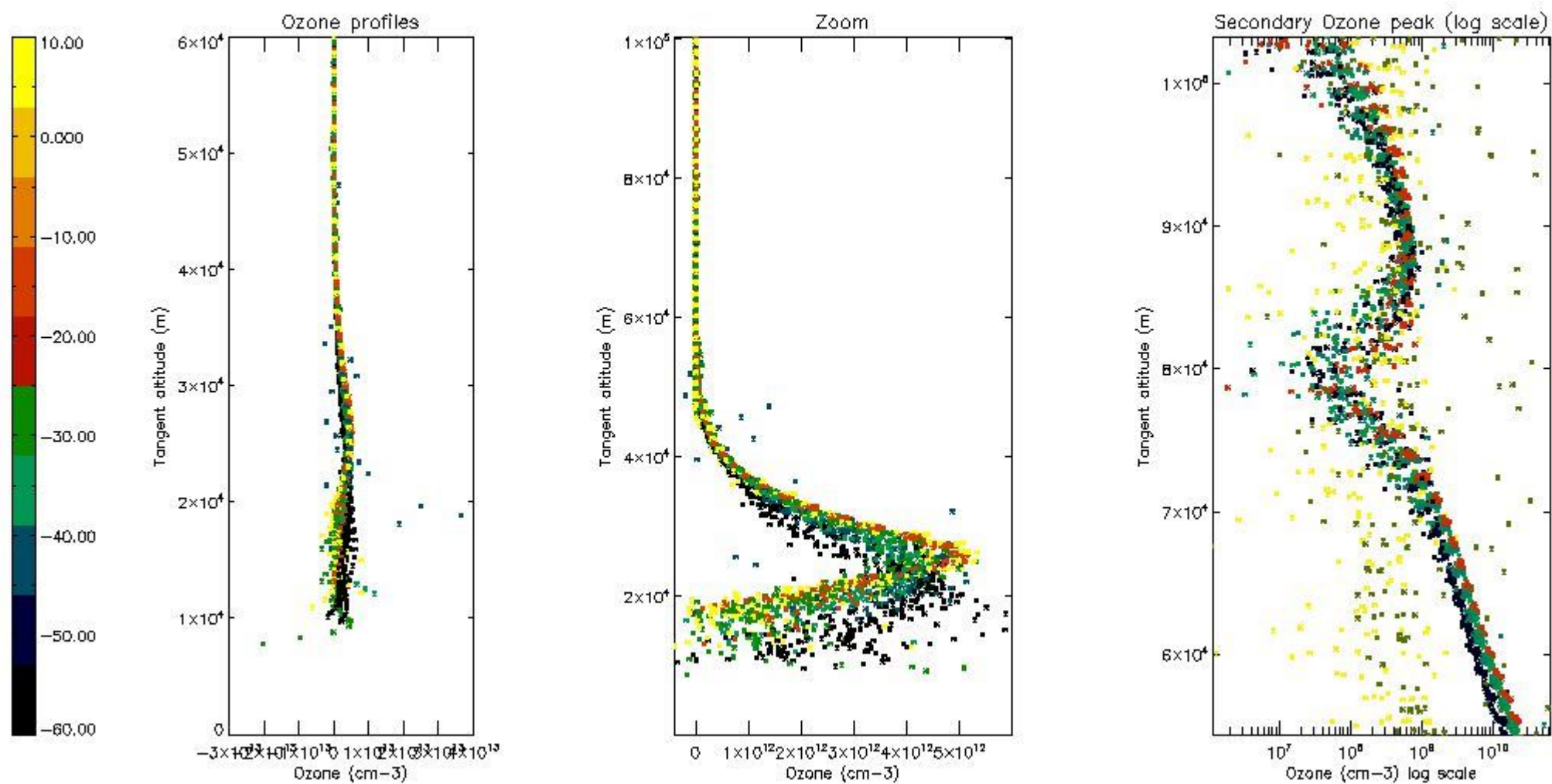
So, the table below shows the percentage of dark limb and valid observations for each criteria with respect to the overall valid daily observations.

Criteria	% of total production
All STD	25
STD < 20	14

STD < 10	11
STD < 5	7

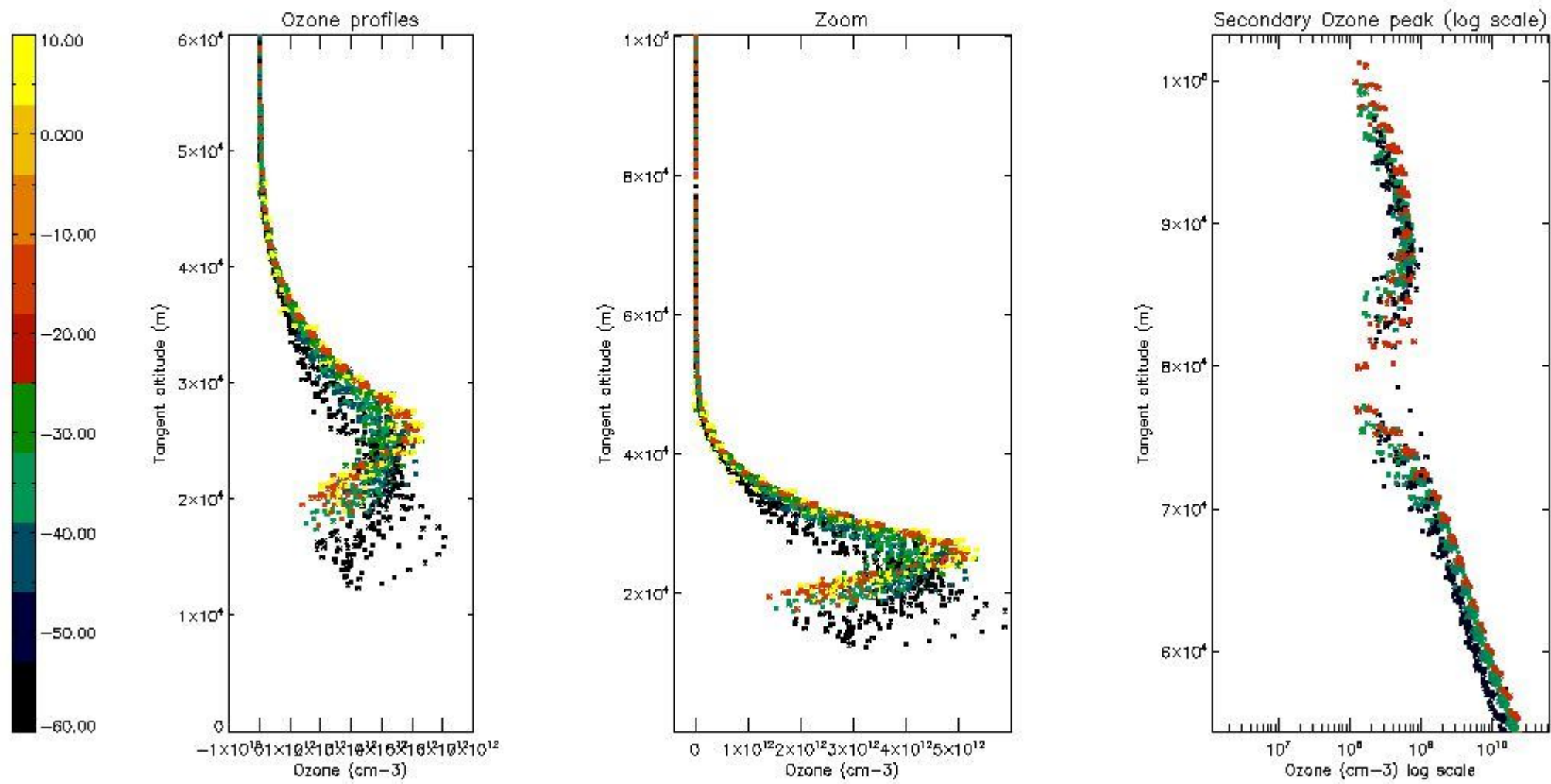
5.2 Plot ozone profiles for all STD (dark without errors)

The colorbar represents the latitude.



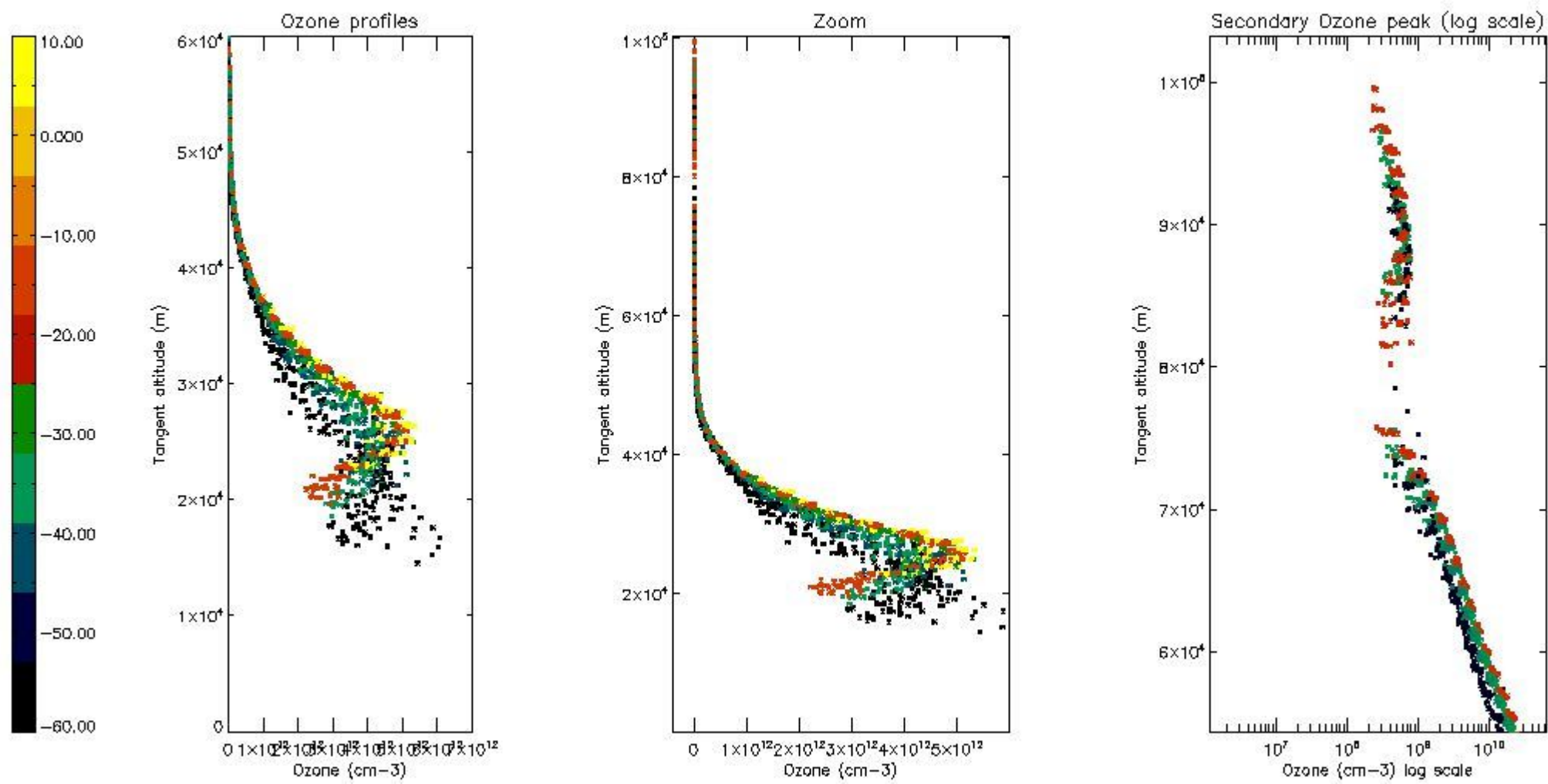
5.3 Plot ozone profiles where STD < 20% (dark without errors)

The colorbar represents the latitude.



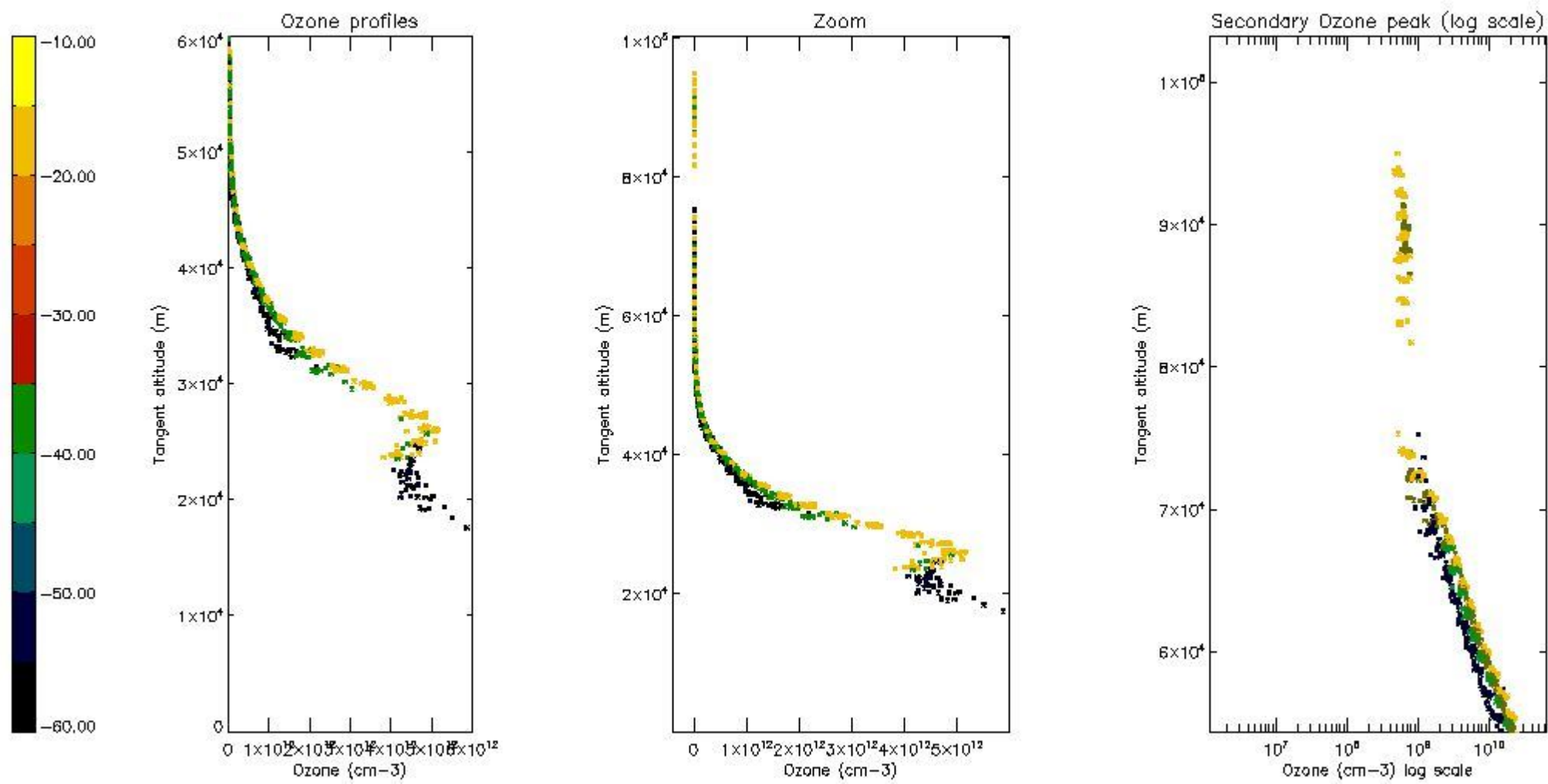
5.4 Plot ozone profiles where STD < 10% (dark without errors)

The colorbar represents the latitude.



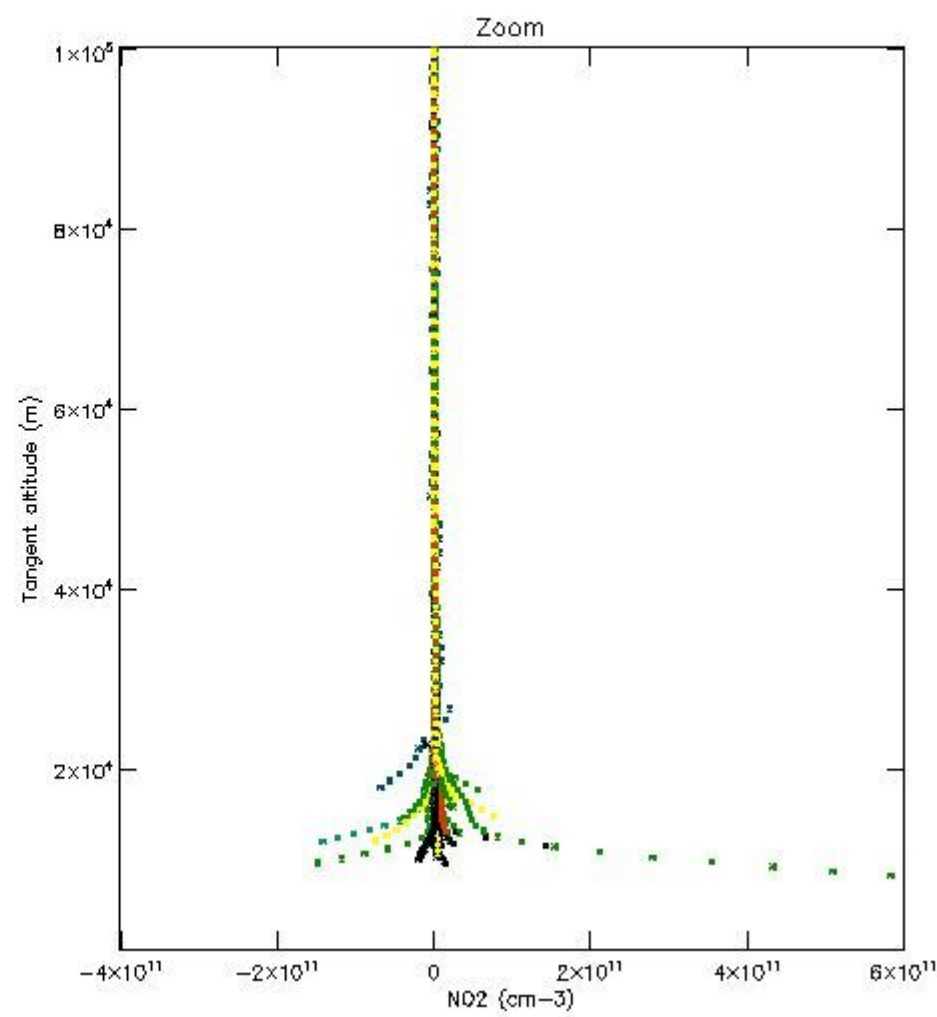
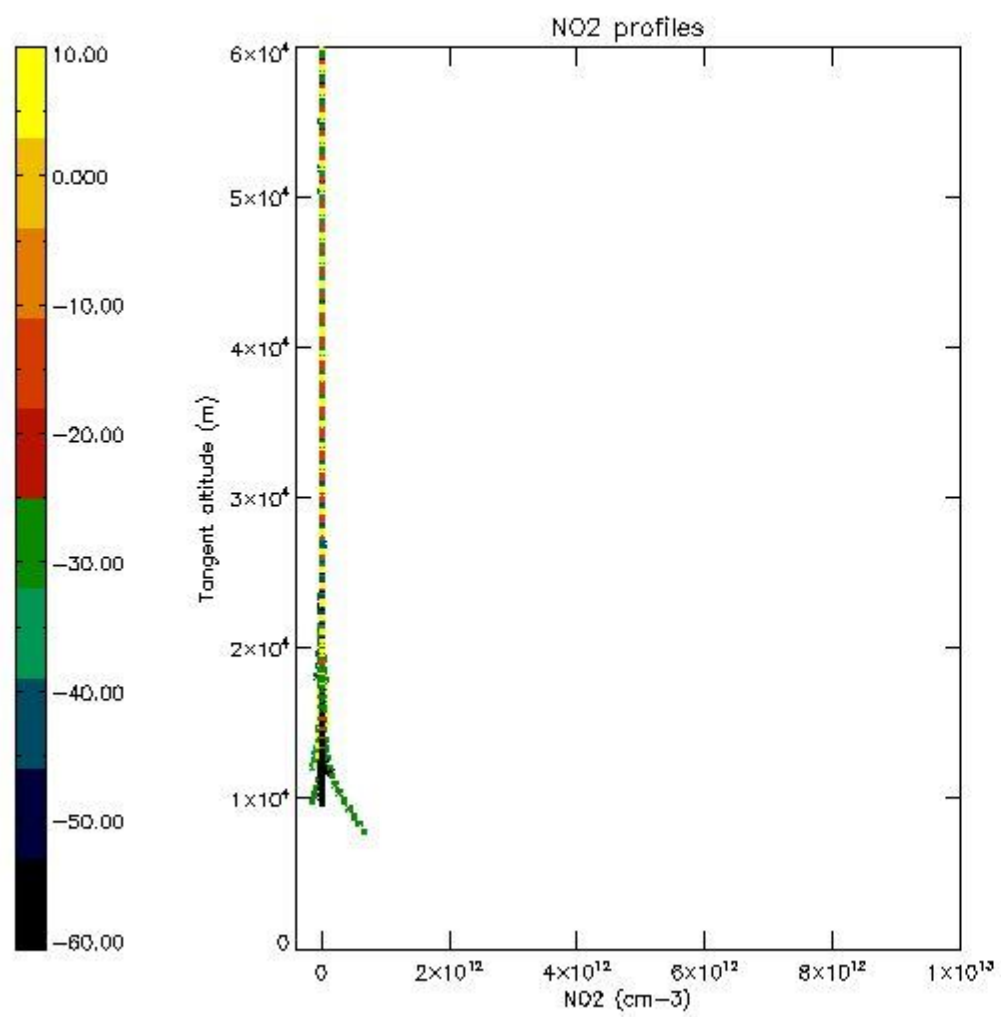
5.5 Plot ozone profiles where STD < 5% (dark without errors)

The colorbar represents the latitude.



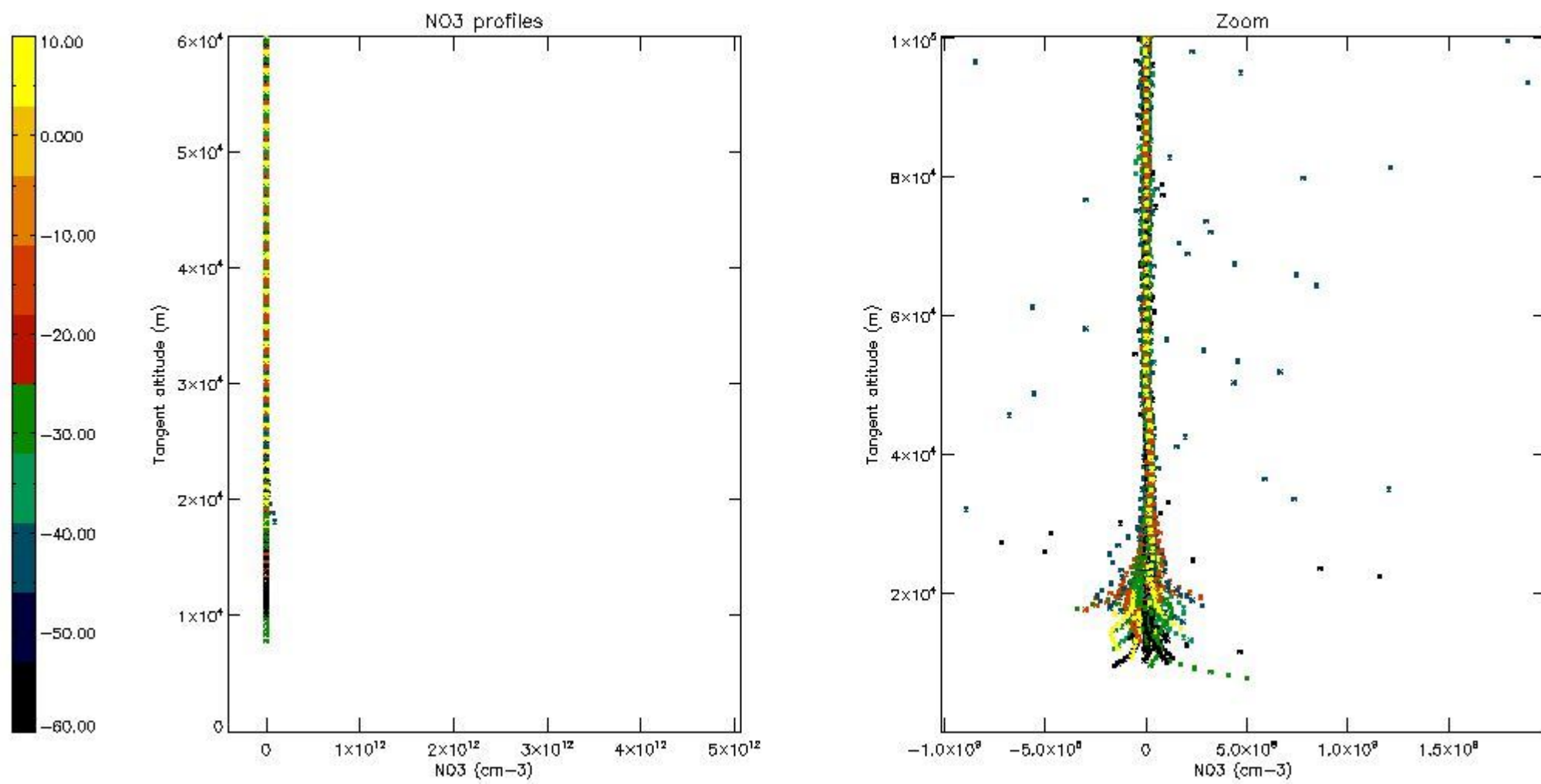
5.6 Plot NO₂ profiles for all STD (dark without errors)

The colorbar represents the latitude.



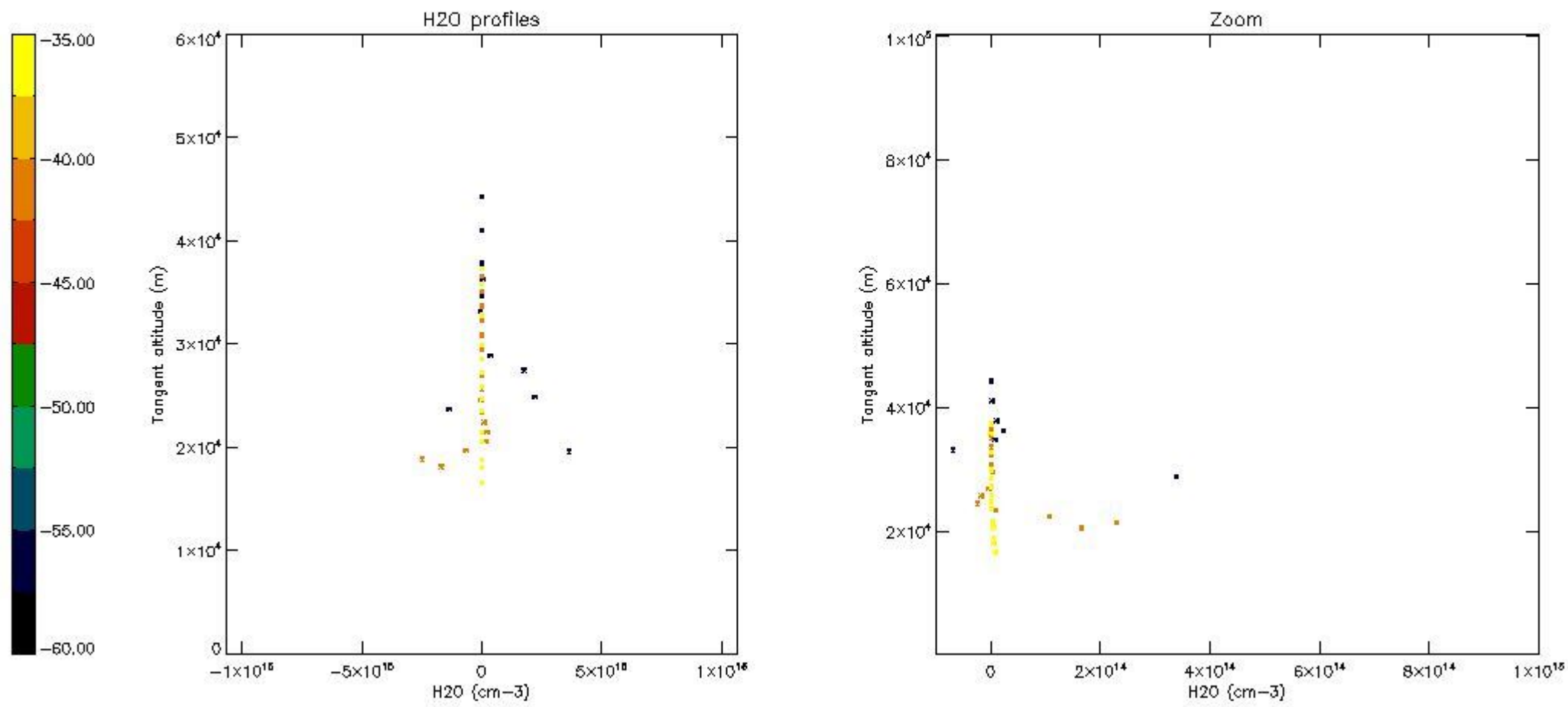
5.7 Plot NO3 profiles for all STD (dark without errors)

The colorbar represents the latitude.



5.8 Plot H₂O profiles for all STD (only for occultations of stars 1,2,3,4,13,14,16,26,63 dark without errors)

The colorbar represents the latitude.



6. Auxiliary Data Files used for the production reported in section 2

The number reported in the third column indicates since which file (see list in section 2) the corresponding auxiliary file has been used. The fourth column is the date of those product files.

Type	Auxiliary Filename	Used since product	Used since product date
INST_PHYS_CHARACTERISTICS	GOM_INS_AXVIEC20091111_143220_20030716_120000_20500101_000000	1	21-APR-2006 00:02:18
LEVEL-2_PROC_CONFIG	GOM_PR2_AXVIEC20091111_152718_20020301_000000_20500101_000000	1	21-APR-2006 00:02:18
CROSS_SECTIONS_FILE	GOM_CRS_AXVIEC20091111_154832_20020301_000000_20500101_000000	1	21-APR-2006 00:02:18

GOMOS Level 2 Daily Report

SUMMARY

[1. General Info](#)

[2. Summary of processed GOM_NL_2P products](#)

[3. Level 2 Quality information per product](#)

[3.1 Plot of level 2 quality information per product \(time dependant\)](#)

[3.2 Plot of level 2 quality information per product \(world map\)](#)

[4. Level 1 Quality information per product \(stored on level 2 products\)](#)

[4.1 Plot of level 1 quality information per product \(time dependant\)](#)

[4.1.1 Plot of level 1 quality information per product \(time dependant\): ASCENDING](#)

[4.1.2 Plot of level 1 quality information per product \(time dependant\): DESCENDING](#)

[4.2 Plot of level 1 quality information per product \(world map\)](#)

[4.2.1 Plot of level 1 quality information per product \(world map\): ASCENDING](#)

[4.2.2 Plot of level 1 quality information per product \(world map\): DESCENDING](#)

[5. Ozone profiles based on quality statistics and other trace gas profiles](#)

[5.1 Ozone statistics based on quality of products](#)

[5.2 Plot ozone profiles for all STD \(dark without errors\)](#)

[5.3 Plot ozone profiles where STD < 20% \(dark without errors\)](#)

[5.4. Plot ozone profiles where STD < 10% \(dark without errors\)](#)

[5.5. Plot ozone profiles where STD < 5% \(dark without errors\)](#)

[5.6 Plot NO2 profiles for all STD \(dark without errors\)](#)

[5.7 Plot NO3 profiles for all STD \(dark without errors\)](#)

[5.8 Plot H2O profiles \(only for occultations of stars 1,2,3,4,13,14,16,26,63 dark without errors\) for all STD](#)

[6. Auxiliary Data Files used for the production reported in section 2](#)

This report presents the daily analysis on parameters extracted from GOMOS level 2 data (GOM_NL__2P). It is intended to monitor some important parameters that will impact the quality of these products. A list of level 2 products (and content) that have arrived during the reporting day to the PCF is also given.

Item	Value
Time of report generation	23APR2013 18:52:35
Data source version	GOMOS/6.01
Start time of products	21-04-2006 (21APR2006 00:00:00)
Stop time of products	22-04-2006 (22APR2006 00:00:00)
Store outputs in DB	Yes
Nb of level 2 prods	339
Nb of prods with errors	0

2. Summary of processed GOM_NL__2P products.

Nr	Filename	UTC Start time	Limb	Duration	Star Id	Star Name	Star Mag	Star Temp	Nb Meas	Orbit	Prod. error
1	GOM_NL__2PRFIN20060421_000218_000000392047_00045_21642_9199.N1	21-APR-2006 00:02:18	Straylight	39.000	78	Alp Lup	2.3040	28000.	78	21642	No
2	GOM_NL__2PRFIN20060421_000353_000000422047_00045_21642_9200.N1	21-APR-2006 00:03:53	Straylight	42.000	81	Eta Cen	2.3560	28000.	84	21642	No
3	GOM_NL__2PRFIN20060421_000609_000000442047_00045_21642_9201.N1	21-APR-2006 00:06:09	Straylight	44.000	54	5The Cen	2.0550	4500.0	88	21642	No
4	GOM_NL__2PRFIN20060421_001105_000000432047_00045_21642_9202.N1	21-APR-2006 00:11:05	Twilight_stray	43.000	106	9Bet Crv	2.6480	5600.0	86	21642	No
5	GOM_NL__2PRFIN20060421_001411_000000422047_00045_21642_9203.N1	21-APR-2006 00:14:11	Bright	41.500	15	67Alp Vir	0.97600	28000.	83	21642	No
6	GOM_NL__2PRFIN20060421_001713_000000372047_00045_21642_9204.N1	21-APR-2006 00:17:13	Bright	36.500	121	29Gam Vir	2.7400	7200.0	73	21642	No
7	GOM_NL__2PRFIN20060421_002048_000000372047_00045_21642_9205.N1	21-APR-2006 00:20:48	Bright	37.000	138	47Eps Vir	2.8280	4700.0	74	21642	No
8	GOM_NL__2PRFIN20060421_002847_000000352047_00045_21642_9206.N1	21-APR-2006 00:28:47	Bright	35.000	152	12Alp2CVn	2.8900	11000.	70	21642	No
9	GOM_NL__2PRFIN20060421_003040_000000342047_00045_21642_9207.N1	21-APR-2006 00:30:40	Bright	33.500	174	52Psi UMa	3.0040	4400.0	67	21642	No
10	GOM_NL__2PRFIN20060421_003253_000000382047_00045_21642_9208.N1	21-APR-2006 00:32:53	Bright	37.500	87	64Gam UMa	2.4330	11000.	75	21642	No
11	GOM_NL__2PRFIN20060421_003522_000000332047_00045_21642_9209.N1	21-APR-2006 00:35:22	Bright	33.000	36	50Alp UMa	1.8000	6300.0	66	21642	No
12	GOM_NL__2PRFIN20060421_004317_000000362047_00045_21642_9210.N1	21-APR-2006 00:43:17	Bright	35.500	49	1Alp UMi	1.9900	6300.0	71	21642	No
13	GOM_NL__2PRFIN20060421_005057_000000352047_00045_21642_9211.N1	21-APR-2006 00:50:57	Bright	34.500	76	27Gam Cas	2.3000	30000.	69	21642	No
14	GOM_NL__2PRFIN20060421_005215_000000342047_00045_21642_9212.N1	21-APR-2006 00:52:15	Bright	34.000	68	18Alp Cas	2.2250	4500.0	68	21642	No
15	GOM_NL__2PRFIN20060421_010040_000000392047_00045_21642_9213.N1	21-APR-2006 01:00:40	Bright	38.500	164	44Eta Peg	2.9480	5400.0	77	21642	No
16	GOM_NL__2PRFIN20060421_010447_000000412047_00045_21642_9214.N1	21-APR-2006 01:04:47	Twilight_stray	40.500	90	54Alp Peg	2.4870	11000.	81	21642	No
17	GOM_NL__2PRFIN20060421_011717_000000402047_00045_21642_9215.N1	21-APR-2006 01:17:17	Dark	39.500	18	24Alp PsA	1.1660	9700.0	79	21642	No
18	GOM_NL__2PRFIN20060421_012057_000000402047_00045_21642_9216.N1	21-APR-2006 01:20:57	Dark	40.000	172	Gam Gru	3.0030	13100.	80	21642	No
19	GOM_NL__2PRFIN20060421_012252_000000442047_00045_21642_9217.N1	21-APR-2006 01:22:52	Dark	43.500	31	Alp Gru	1.7340	15200.	87	21642	No
20	GOM_NL__2PRFIN20060421_012554_000000382047_00045_21642_9218.N1	21-APR-2006 01:25:54	Dark	38.000	148	Alp Tuc	2.8780	4100.0	76	21642	No
21	GOM_NL__2PRFIN20060421_012802_000000402047_00046_21643_9195.N1	21-APR-2006 01:28:02	Dark	39.500	45	Alp Pav	1.9400	26000.	79	21643	No
22	GOM_NL__2PRFIN20060421_013512_000000392047_00046_21643_9196.N1	21-APR-2006 01:35:12	Dark	38.500	43	Alp TrA	1.9100	4250.0	77	21643	No
23	GOM_NL__2PRFIN20060421_013721_000000402047_00046_21643_9197.N1	21-APR-2006 01:37:21	Straylight	40.000	134	Bet TrA	2.8100	6600.0	80	21643	No
24	GOM_NL__2PRFIN20060421_013938_000000452047_00046_21643_9198.N1	21-APR-2006 01:39:38	Straylight	45.000	4	Alp1Cen	-0.010000	5800.0	90	21643	No
25	GOM_NL__2PRFIN20060421_014255_000000392047_00046_21643_9199.N1	21-APR-2006 01:42:55	Straylight	38.500	78	Alp Lup	2.3040	28000.	77	21643	No
26	GOM_NL__2PRFIN20060421_014429_000000432047_00046_21643_9200.N1	21-APR-2006 01:44:29	Straylight	43.000	81	Eta Cen	2.3560	28000.	86	21643	No
27	GOM_NL__2PRFIN20060421_014645_000000482047_00046_21643_9201.N1	21-APR-2006 01:46:45	Straylight	48.000	54	5The Cen	2.0550	4500.0	96	21643	No
28	GOM_NL__2PRFIN20060421_015141_000000392047_00046_21643_9202.N1	21-APR-2006 01:51:41	Twilight_stray	38.500	106	9Bet Crv	2.6480	5600.0	77	21643	No
29	GOM_NL__2PRFIN20060421_015447_000000422047_00046_21643_9203.N1	21-APR-2006 01:54:47	Bright	42.000	15	67Alp Vir	0.97600	28000.	84	21643	No
30	GOM_NL__2PRFIN20060421_015749_000000362047_00046_21643_9204.N1	21-APR-2006 01:57:49	Bright	36.000	121	29Gam Vir	2.7400	7200.0	72	21643	No
31	GOM_NL__2PRFIN20060421_020124_000000382047_00046_21643_9205.N1	21-APR-2006 02:01:24	Bright	37.500	138	47Eps Vir	2.8280	4700.0	75	21643	No
32	GOM_NL__2PRFIN20060421_020922_000000362047_00046_21643_9206.N1	21-APR-2006 02:09:22	Bright	36.000	152	12Alp2CVn	2.8900	11000.	72	21643	No
33	GOM_NL__2PRFIN20060421_021116_000000352047_00046_21643_9207.N1	21-APR-2006 02:11:16	Bright	34.500	174	52Psi UMa	3.0040	4400.0	69	21643	No
34	GOM_NL__2PRFIN20060421_021329_000000342047_00046_21643_9208.N1	21-APR-2006 02:13:29	Bright	34.000	87	64Gam UMa	2.4330	11000.	68	21643	No
35	GOM_NL__2PRFIN20060421_021558_000000342047_00046_21643_9209.N1	21-APR-2006 02:15:58	Bright	34.000	36	50Alp UMa	1.8000	6300.0	68	21643	No
36	GOM_NL__2PRFIN20060421_022353_000000332047_00046_21643_9210.N1	21-APR-2006 02:23:53	Bright	32.500	49	1Alp UMi	1.9900	6300.0	65	21643	No
37	GOM_NL__2PRFIN20060421_023133_000000342047_00046_21643_9211.N1	21-APR-2006 02:31:33	Bright	33.500	76	27Gam Cas	2.3000	30000.	67	21643	No
38	GOM_NL__2PRFIN20060421_023251_000000522047_00046_21643_9212.N1	21-APR-2006 02:32:51	Bright	52.000	68	18Alp Cas	2.2250	4500.0	104	21643	No
39	GOM_NL__2PRFIN20060421_024116_000000392047_00046_21643_9213.N1	21-APR-2006 02:41:16	Bright	39.000	164	44Eta Peg	2.9480	5400.0	78	21643	No
40	GOM_NL__2PRFIN20060421_024524_000000422047_00046_21643_9214.N1	21-APR-2006 02:45:24	Twilight_stray	42.000	90	54Alp Peg	2.4870	11000.	84	21643	No
41	GOM_NL__2PRFIN20060421_025754_000000452047_00046_21643_9215.N1	21-APR-2006 02:57:54	Dark	44.500	18	24Alp PsA	1.1660	9700.0	89	21643	No
42	GOM_NL__2PRFIN20060421_030328_000000392047_00046_21643_9216.N1	21-APR-2006 03:03:28	Dark	38.500	31	Alp Gru	1.7340	15200.	77	21643	No

43	GOM_NL__2PRFIN20060421_030630_000000382047_00046_21643_9217.N1	21-APR-2006 03:06:30	Dark	37.500	148	Alp Tuc	2.8780	4100.0	75	21643	No
44	GOM_NL__2PRFIN20060421_030838_000000402047_00047_21644_9195.N1	21-APR-2006 03:08:38	Dark	39.500	45	Alp Pav	1.9400	26000.	79	21644	No
45	GOM_NL__2PRFIN20060421_031549_000000402047_00047_21644_9196.N1	21-APR-2006 03:15:49	Dark	40.000	43	Alp TrA	1.9100	4250.0	80	21644	No
46	GOM_NL__2PRFIN20060421_031757_000000392047_00047_21644_9197.N1	21-APR-2006 03:17:57	Straylight	38.500	134	Bet TrA	2.8100	6600.0	77	21644	No
47	GOM_NL__2PRFIN20060421_032014_000000522047_00047_21644_9198.N1	21-APR-2006 03:20:14	Straylight	51.500	4	Alp1Cen	-0.010000	5800.0	103	21644	No
48	GOM_NL__2PRFIN20060421_032331_000000412047_00047_21644_9199.N1	21-APR-2006 03:23:31	Straylight	40.500	78	Alp Lup	2.3040	28000.	81	21644	No
49	GOM_NL__2PRFIN20060421_032505_000000402047_00047_21644_9200.N1	21-APR-2006 03:25:05	Straylight	40.000	81	Eta Cen	2.3560	28000.	80	21644	No
50	GOM_NL__2PRFIN20060421_032721_000000452047_00047_21644_9201.N1	21-APR-2006 03:27:21	Straylight	45.000	54	5The Cen	2.0550	4500.0	90	21644	No
51	GOM_NL__2PRFIN20060421_033217_000000422047_00047_21644_9202.N1	21-APR-2006 03:32:17	Tw_i_and_stray	41.500	106	9Bet Crv	2.6480	5600.0	83	21644	No
52	GOM_NL__2PRFIN20060421_033523_000000412047_00047_21644_9203.N1	21-APR-2006 03:35:23	Bright	41.000	15	67Alp Vir	0.97600	28000.	82	21644	No
53	GOM_NL__2PRFIN20060421_033825_000000362047_00047_21644_9204.N1	21-APR-2006 03:38:25	Bright	36.000	121	29Gam Vir	2.7400	7200.0	72	21644	No
54	GOM_NL__2PRFIN20060421_034200_000000382047_00047_21644_9205.N1	21-APR-2006 03:42:00	Bright	37.500	138	47Eps Vir	2.8280	4700.0	75	21644	No
55	GOM_NL__2PRFIN20060421_034958_000000352047_00047_21644_9206.N1	21-APR-2006 03:49:58	Bright	35.000	152	12Alp2CVn	2.8900	11000.	70	21644	No
56	GOM_NL__2PRFIN20060421_035152_000000352047_00047_21644_9207.N1	21-APR-2006 03:51:52	Bright	34.500	174	52Psi UMa	3.0040	4400.0	69	21644	No
57	GOM_NL__2PRFIN20060421_035405_000000342047_00047_21644_9208.N1	21-APR-2006 03:54:05	Bright	33.500	87	64Gam UMa	2.4330	11000.	67	21644	No
58	GOM_NL__2PRFIN20060421_035634_000000372047_00047_21644_9209.N1	21-APR-2006 03:56:34	Bright	36.500	36	50Alp UMa	1.8000	6300.0	73	21644	No
59	GOM_NL__2PRFIN20060421_040429_000000362047_00047_21644_9210.N1	21-APR-2006 04:04:29	Bright	36.000	49	1Alp UMi	1.9900	6300.0	72	21644	No
60	GOM_NL__2PRFIN20060421_041209_000000402047_00047_21644_9211.N1	21-APR-2006 04:12:09	Bright	39.500	76	27Gam Cas	2.3000	30000.	79	21644	No
61	GOM_NL__2PRFIN20060421_041327_000000332047_00047_21644_9212.N1	21-APR-2006 04:13:27	Bright	33.000	68	18Alp Cas	2.2250	4500.0	66	21644	No
62	GOM_NL__2PRFIN20060421_042152_000000392047_00047_21644_9213.N1	21-APR-2006 04:21:52	Bright	39.000	164	44Eta Peg	2.9480	5400.0	78	21644	No
63	GOM_NL__2PRFIN20060421_042600_000000422047_00047_21644_9214.N1	21-APR-2006 04:26:00	Tw_i_and_stray	41.500	90	54Alp Peg	2.4870	11000.	83	21644	No
64	GOM_NL__2PRFIN20060421_043830_000000412047_00047_21644_9215.N1	21-APR-2006 04:38:30	Dark	41.000	18	24Alp PsA	1.1660	9700.0	82	21644	No
65	GOM_NL__2PRFIN20060421_044210_000000402047_00047_21644_9216.N1	21-APR-2006 04:42:10	Dark	39.500	172	Gam Gru	3.0030	13100.	79	21644	No
66	GOM_NL__2PRFIN20060421_044404_000000402047_00047_21644_9217.N1	21-APR-2006 04:44:04	Dark	39.500	31	Alp Gru	1.7340	15200.	79	21644	No
67	GOM_NL__2PRFIN20060421_044707_000000372047_00047_21644_9218.N1	21-APR-2006 04:47:07	Dark	37.000	148	Alp Tuc	2.8780	4100.0	74	21644	No
68	GOM_NL__2PRFIN20060421_044915_000000402047_00048_21645_9195.N1	21-APR-2006 04:49:15	Dark	39.500	45	Alp Pav	1.9400	26000.	79	21645	No
69	GOM_NL__2PRFIN20060421_045625_000000432047_00048_21645_9196.N1	21-APR-2006 04:56:25	Dark	43.000	43	Alp TrA	1.9100	4250.0	86	21645	No
70	GOM_NL__2PRFIN20060421_045834_000000402047_00048_21645_9197.N1	21-APR-2006 04:58:34	Straylight	39.500	134	Bet TrA	2.8100	6600.0	79	21645	No
71	GOM_NL__2PRFIN20060421_050051_000000512047_00048_21645_9198.N1	21-APR-2006 05:00:51	Straylight	50.500	4	Alp1Cen	-0.010000	5800.0	101	21645	No
72	GOM_NL__2PRFIN20060421_050407_000000432047_00048_21645_9199.N1	21-APR-2006 05:04:07	Straylight	43.000	78	Alp Lup	2.3040	28000.	86	21645	No
73	GOM_NL__2PRFIN20060421_050542_000000452047_00048_21645_9200.N1	21-APR-2006 05:05:42	Straylight	45.000	81	Eta Cen	2.3560	28000.	90	21645	No
74	GOM_NL__2PRFIN20060421_050757_000000462047_00048_21645_9201.N1	21-APR-2006 05:07:57	Straylight	45.500	54	5The Cen	2.0550	4500.0	91	21645	No
75	GOM_NL__2PRFIN20060421_051253_000000422047_00048_21645_9202.N1	21-APR-2006 05:12:53	Tw_i_and_stray	41.500	106	9Bet Crv	2.6480	5600.0	83	21645	No
76	GOM_NL__2PRFIN20060421_051559_000000422047_00048_21645_9203.N1	21-APR-2006 05:15:59	Bright	42.000	15	67Alp Vir	0.97600	28000.	84	21645	No
77	GOM_NL__2PRFIN20060421_051901_000000362047_00048_21645_9204.N1	21-APR-2006 05:19:01	Bright	36.000	121	29Gam Vir	2.7400	7200.0	72	21645	No
78	GOM_NL__2PRFIN20060421_052236_000000382047_00048_21645_9205.N1	21-APR-2006 05:22:36	Bright	38.000	138	47Eps Vir	2.8280	4700.0	76	21645	No
79	GOM_NL__2PRFIN20060421_053034_000000362047_00048_21645_9206.N1	21-APR-2006 05:30:34	Bright	36.000	152	12Alp2CVn	2.8900	11000.	72	21645	No
80	GOM_NL__2PRFIN20060421_053229_000000342047_00048_21645_9207.N1	21-APR-2006 05:32:29	Bright	33.500	174	52Psi UMa	3.0040	4400.0	67	21645	No
81	GOM_NL__2PRFIN20060421_053441_000000362047_00048_21645_9208.N1	21-APR-2006 05:34:41	Bright	36.000	87	64Gam UMa	2.4330	11000.	72	21645	No
82	GOM_NL__2PRFIN20060421_053711_000000372047_00048_21645_9209.N1	21-APR-2006 05:37:11	Bright	37.000	36	50Alp UMa	1.8000	6300.0	74	21645	No
83	GOM_NL__2PRFIN20060421_054505_000000352047_00048_21645_9210.N1	21-APR-2006 05:45:05	Bright	35.000	49	1Alp UMi	1.9900	6300.0	70	21645	No
84	GOM_NL__2PRFIN20060421_055246_000000352047_00048_21645_9211.N1	21-APR-2006 05:52:46	Bright	35.000	76	27Gam Cas	2.3000	30000.	70	21645	No
85	GOM_NL__2PRFIN20060421_055403_000000362047_00048_21645_9212.N1	21-APR-2006 05:54:03	Bright	35.500	68	18Alp Cas	2.2250	4500.0	71	21645	No
86	GOM_NL__2PRFIN20060421_060228_000000382047_00048_21645_9213.N1	21-APR-2006 06:02:28	Bright	37.500	164	44Eta Peg	2.9480	5400.0	75	21645	No
87	GOM_NL__2PRFIN20060421_060636_000000402047_00048_21645_9214.N1	21-APR-2006 06:06:36	Tw_i_and_stray	40.000	90	54Alp Peg	2.4870	11000.	80	21645	No
88	GOM_NL__2PRFIN20060421_061906_000000442047_00048_21645_9215.N1	21-APR-2006 06:19:06	Dark	44.000	18	24Alp PsA	1.1660	9700.0	88	21645	No
89	GOM_NL__2PRFIN20060421_062247_000000402047_00048_21645_9216.N1	21-APR-2006 06:22:47	Dark	40.000	172	Gam Gru	3.0030	13100.	80	21645	No
90	GOM_NL__2PRFIN20060421_062441_000000402047_00048_21645_9217.N1	21-APR-2006 06:24:41	Dark	39.500	31	Alp Gru	1.7340	15200.	79	21645	No
91	GOM_NL__2PRFIN20060421_062743_000000392047_00048_21645_9218.N1	21-APR-2006 06:27:43	Dark	39.000	148	Alp Tuc	2.8780	4100.0	78	21645	No
92	GOM_NL__2PRFIN20060421_062952_000000402047_00049_21646_9195.N1	21-APR-2006 06:29:52	Dark	40.000	45	Alp Pav	1.9400	26000.	80	21646	No
93	GOM_NL__2PRFIN20060421_063701_000000402047_00049_21646_9196.N1	21-APR-2006 06:37:01	Dark	40.000	43	Alp TrA	1.9100	4250.0	80	21646	No
94	GOM_NL__2PRFIN20060421_063910_000000392047_00049_21646_9197.N1	21-APR-2006 06:39:10	Straylight	38.500	134	Bet TrA	2.8100	6600.0	77	21646	No
95	GOM_NL__2PRFIN20060421_064127_000000442047_00049_21646_9198.N1	21-APR-2006 06:41:27	Straylight	43.500	4	Alp1Cen	-0.010000	5800.0	87	21646	No
96	GOM_NL__2PRFIN20060421_064444_000000442047_00049_21646_9199.N1	21-APR-2006 06:44:44	Straylight	43.500	78	Alp Lup	2.3040	28000.	87	21646	No
97	GOM_NL__2PRFIN20060421_064618_000000442047_00049_21646_9200.N1	21-APR-2006 06:46:18	Straylight	43.500	81	Eta Cen	2.3560	28000.	87	21646	No
98	GOM_NL__2PRFIN20060421_064834_000000512047_00049_21646_9201.N1	21-APR-2006 06:48:34	Straylight	51.000	54	5The Cen	2.0550	4500.0	102	21646	No
99	GOM_NL__2PRFIN20060421_065330_000000392047_00049_21646_9202.N1	21-APR-2006 06:53:30	Tw_i_and_stray	38.500	106	9Bet Crv	2.6480	5600.0	77	21646	No
100	GOM_NL__2PRFIN20060421_065635_000000422047_00049_21646_9203.N1	21-APR-2006 06:56:35	Bright	42.000	15	67Alp Vir	0.97600	28000.	84	21646	No
101	GOM_NL__2PRFIN20060421_065937_000000362047_00049_21646_9204.N1	21-APR-2006 06:59:37	Bright	35.500	121	29Gam Vir	2.7400	7200.0	71	21646	No

102	GOM_NL__2PRFIN20060421_070312_000000382047_00049_21646_9205.N1	21-APR-2006 07:03:12	Bright	38.000	138	47Eps Vir	2.8280	4700.0	76	21646	No
103	GOM_NL__2PRFIN20060421_071110_000000362047_00049_21646_9206.N1	21-APR-2006 07:11:10	Bright	35.500	152	12Alp2CVn	2.8900	11000.	71	21646	No
104	GOM_NL__2PRFIN20060421_071305_000000372047_00049_21646_9207.N1	21-APR-2006 07:13:05	Bright	37.000	174	52Psi UMa	3.0040	4400.0	74	21646	No
105	GOM_NL__2PRFIN20060421_071517_000000522047_00049_21646_9208.N1	21-APR-2006 07:15:17	Bright	52.000	87	64Gam UMa	2.4330	11000.	104	21646	No
106	GOM_NL__2PRFIN20060421_071747_000000352047_00049_21646_9209.N1	21-APR-2006 07:17:47	Bright	35.000	36	50Alp UMa	1.8000	6300.0	70	21646	No
107	GOM_NL__2PRFIN20060421_072541_000000362047_00049_21646_9210.N1	21-APR-2006 07:25:41	Bright	35.500	49	1Alp UMi	1.9900	6300.0	71	21646	No
108	GOM_NL__2PRFIN20060421_073322_000000362047_00049_21646_9211.N1	21-APR-2006 07:33:22	Bright	35.500	76	27Gam Cas	2.3000	30000.	71	21646	No
109	GOM_NL__2PRFIN20060421_073439_000000332047_00049_21646_9212.N1	21-APR-2006 07:34:39	Bright	33.000	68	18Alp Cas	2.2250	4500.0	66	21646	No
110	GOM_NL__2PRFIN20060421_074304_000000382047_00049_21646_9213.N1	21-APR-2006 07:43:04	Bright	37.500	164	44Eta Peg	2.9480	5400.0	75	21646	No
111	GOM_NL__2PRFIN20060421_074712_000000402047_00049_21646_9214.N1	21-APR-2006 07:47:12	Twilight	39.500	90	54Alp Peg	2.4870	11000.	79	21646	No
112	GOM_NL__2PRFIN20060421_075942_000000442047_00049_21646_9215.N1	21-APR-2006 07:59:42	Dark	44.000	18	24Alp PsA	1.1660	9700.0	88	21646	No
113	GOM_NL__2PRFIN20060421_080324_000000392047_00049_21646_9216.N1	21-APR-2006 08:03:24	Dark	38.500	172	Gam Gru	3.0030	13100.	77	21646	No
114	GOM_NL__2PRFIN20060421_080517_000000422047_00049_21646_9217.N1	21-APR-2006 08:05:17	Dark	42.000	31	Alp Gru	1.7340	15200.	84	21646	No
115	GOM_NL__2PRFIN20060421_080819_000000382047_00049_21646_9218.N1	21-APR-2006 08:08:19	Dark	37.500	148	Alp Tuc	2.8780	4100.0	75	21646	No
116	GOM_NL__2PRFIN20060421_081028_000000422047_00050_21647_9195.N1	21-APR-2006 08:10:28	Dark	41.500	45	Alp Pav	1.9400	26000.	83	21647	No
117	GOM_NL__2PRFIN20060421_081738_000000412047_00050_21647_9196.N1	21-APR-2006 08:17:38	Dark	41.000	43	Alp TrA	1.9100	4250.0	82	21647	No
118	GOM_NL__2PRFIN20060421_081946_000000392047_00050_21647_9197.N1	21-APR-2006 08:19:46	Straylight	39.000	134	Bet TrA	2.8100	6600.0	78	21647	No
119	GOM_NL__2PRFIN20060421_082203_000000442047_00050_21647_9198.N1	21-APR-2006 08:22:03	Straylight	43.500	4	Alp1Cen	-0.010000	5800.0	87	21647	No
120	GOM_NL__2PRFIN20060421_082520_000000452047_00050_21647_9199.N1	21-APR-2006 08:25:20	Straylight	44.500	78	Alp Lup	2.3040	28000.	89	21647	No
121	GOM_NL__2PRFIN20060421_082655_000000452047_00050_21647_9200.N1	21-APR-2006 08:26:55	Straylight	44.500	81	Eta Cen	2.3560	28000.	89	21647	No
122	GOM_NL__2PRFIN20060421_082910_000000462047_00050_21647_9201.N1	21-APR-2006 08:29:10	Straylight	45.500	54	5The Cen	2.0550	4500.0	91	21647	No
123	GOM_NL__2PRFIN20060421_083406_000000402047_00050_21647_9202.N1	21-APR-2006 08:34:06	Bright	40.000	106	9Bet Crv	2.6480	5600.0	80	21647	No
124	GOM_NL__2PRFIN20060421_083711_000000422047_00050_21647_9203.N1	21-APR-2006 08:37:11	Bright	41.500	15	67Alp Vir	0.97600	28000.	83	21647	No
125	GOM_NL__2PRFIN20060421_084013_000000362047_00050_21647_9204.N1	21-APR-2006 08:40:13	Bright	36.000	121	29Gam Vir	2.7400	7200.0	72	21647	No
126	GOM_NL__2PRFIN20060421_084348_000000382047_00050_21647_9205.N1	21-APR-2006 08:43:48	Bright	38.000	138	47Eps Vir	2.8280	4700.0	76	21647	No
127	GOM_NL__2PRFIN20060421_085146_000000362047_00050_21647_9206.N1	21-APR-2006 08:51:46	Bright	36.000	152	12Alp2CVn	2.8900	11000.	72	21647	No
128	GOM_NL__2PRFIN20060421_085341_000000372047_00050_21647_9207.N1	21-APR-2006 08:53:41	Bright	36.500	174	52Psi UMa	3.0040	4400.0	73	21647	No
129	GOM_NL__2PRFIN20060421_085553_000000342047_00050_21647_9208.N1	21-APR-2006 08:55:53	Bright	33.500	87	64Gam UMa	2.4330	11000.	67	21647	No
130	GOM_NL__2PRFIN20060421_085823_000000372047_00050_21647_9209.N1	21-APR-2006 08:58:23	Bright	36.500	36	50Alp UMa	1.8000	6300.0	73	21647	No
131	GOM_NL__2PRFIN20060421_090617_000000332047_00050_21647_9210.N1	21-APR-2006 09:06:17	Bright	32.500	49	1Alp UMi	1.9900	6300.0	65	21647	No
132	GOM_NL__2PRFIN20060421_091358_000000342047_00050_21647_9211.N1	21-APR-2006 09:13:58	Bright	33.500	76	27Gam Cas	2.3000	30000.	67	21647	No
133	GOM_NL__2PRFIN20060421_091516_000000352047_00050_21647_9212.N1	21-APR-2006 09:15:16	Bright	35.000	68	18Alp Cas	2.2250	4500.0	70	21647	No
134	GOM_NL__2PRFIN20060421_092340_000000382047_00050_21647_9213.N1	21-APR-2006 09:23:40	Bright	37.500	164	44Eta Peg	2.9480	5400.0	75	21647	No
135	GOM_NL__2PRFIN20060421_092748_000000402047_00050_21647_9214.N1	21-APR-2006 09:27:48	Twilight	40.000	90	54Alp Peg	2.4870	11000.	80	21647	No
136	GOM_NL__2PRFIN20060421_094018_000000412047_00050_21647_9215.N1	21-APR-2006 09:40:18	Dark	41.000	18	24Alp PsA	1.1660	9700.0	82	21647	No
137	GOM_NL__2PRFIN20060421_094400_000000422047_00050_21647_9216.N1	21-APR-2006 09:44:00	Dark	41.500	172	Gam Gru	3.0030	13100.	83	21647	No
138	GOM_NL__2PRFIN20060421_094554_000000442047_00050_21647_9217.N1	21-APR-2006 09:45:54	Dark	43.500	31	Alp Gru	1.7340	15200.	87	21647	No
139	GOM_NL__2PRFIN20060421_094855_000000412047_00050_21647_9218.N1	21-APR-2006 09:48:55	Dark	40.500	148	Alp Tuc	2.8780	4100.0	81	21647	No
140	GOM_NL__2PRFIN20060421_095105_000000402047_00051_21648_9215.N1	21-APR-2006 09:51:05	Dark	39.500	45	Alp Pav	1.9400	26000.	79	21648	No
141	GOM_NL__2PRFIN20060421_095814_000000432047_00051_21648_9216.N1	21-APR-2006 09:58:14	Dark	43.000	43	Alp TrA	1.9100	4250.0	86	21648	No
142	GOM_NL__2PRFIN20060421_100023_000000432047_00051_21648_9217.N1	21-APR-2006 10:00:23	Straylight	43.000	134	Bet TrA	2.8100	6600.0	86	21648	No
143	GOM_NL__2PRFIN20060421_100240_000000522047_00051_21648_9218.N1	21-APR-2006 10:02:40	Straylight	52.000	4	Alp1Cen	-0.010000	5800.0	104	21648	No
144	GOM_NL__2PRFIN20060421_100556_000000402047_00051_21648_9219.N1	21-APR-2006 10:05:56	Straylight	39.500	78	Alp Lup	2.3040	28000.	79	21648	No
145	GOM_NL__2PRFIN20060421_100731_000000412047_00051_21648_9220.N1	21-APR-2006 10:07:31	Straylight	41.000	81	Eta Cen	2.3560	28000.	82	21648	No
146	GOM_NL__2PRFIN20060421_100946_000000442047_00051_21648_9221.N1	21-APR-2006 10:09:46	Straylight	44.000	54	5The Cen	2.0550	4500.0	88	21648	No
147	GOM_NL__2PRFIN20060421_101442_000000422047_00051_21648_9222.N1	21-APR-2006 10:14:42	Bright	42.000	106	9Bet Crv	2.6480	5600.0	84	21648	No
148	GOM_NL__2PRFIN20060421_101747_000000412047_00051_21648_9223.N1	21-APR-2006 10:17:47	Bright	41.000	15	67Alp Vir	0.97600	28000.	82	21648	No
149	GOM_NL__2PRFIN20060421_102049_000000362047_00051_21648_9224.N1	21-APR-2006 10:20:49	Bright	36.000	121	29Gam Vir	2.7400	7200.0	72	21648	No
150	GOM_NL__2PRFIN20060421_102424_000000392047_00051_21648_9225.N1	21-APR-2006 10:24:24	Bright	39.000	138	47Eps Vir	2.8280	4700.0	78	21648	No
151	GOM_NL__2PRFIN20060421_103221_000000372047_00051_21648_9226.N1	21-APR-2006 10:32:21	Bright	36.500	152	12Alp2CVn	2.8900	11000.	73	21648	No
152	GOM_NL__2PRFIN20060421_103417_000000362047_00051_21648_9227.N1	21-APR-2006 10:34:17	Bright	36.000	174	52Psi UMa	3.0040	4400.0	72	21648	No
153	GOM_NL__2PRFIN20060421_103629_000000342047_00051_21648_9228.N1	21-APR-2006 10:36:29	Bright	34.000	87	64Gam UMa	2.4330	11000.	68	21648	No
154	GOM_NL__2PRFIN20060421_103859_000000372047_00051_21648_9229.N1	21-APR-2006 10:38:59	Bright	37.000	36	50Alp UMa	1.8000	6300.0	74	21648	No
155	GOM_NL__2PRFIN20060421_104653_000000372047_00051_21648_9230.N1	21-APR-2006 10:46:53	Bright	36.500	49	1Alp UMi	1.9900	6300.0	73	21648	No
156	GOM_NL__2PRFIN20060421_105434_000000342047_00051_21648_9231.N1	21-APR-2006 10:54:34	Bright	33.500	76	27Gam Cas	2.3000	30000.	67	21648	No
157	GOM_NL__2PRFIN20060421_105552_000000322047_00051_21648_9232.N1	21-APR-2006 10:55:52	Bright	32.000	68	18Alp Cas	2.2250	4500.0	64	21648	No
158	GOM_NL__2PRFIN20060421_110416_000000562047_00051_21648_9233.N1	21-APR-2006 11:04:16	Bright	56.000	164	44Eta Peg	2.9480	5400.0	112	21648	No
159	GOM_NL__2PRFIN20060421_110825_000000402047_00051_21648_9234.N1	21-APR-2006 11:08:25	Twilight	40.000	90	54Alp Peg	2.4870	11000.	80	21648	No
160	GOM_NL__2PRFIN20060421_112055_000000402047_00051_21648_9235.N1	21-APR-2006 11:20:55	Dark	40.000	18	24Alp PsA	1.1660	9700.0	80	21648	No

161	GOM_NL__2PRFIN20060421_112436_000000402047_00051_21648_9236.N1	21-APR-2006 11:24:36	Dark	40.000	172	Gam Gru	3.0030	13100.	80	21648	No
162	GOM_NL__2PRFIN20060421_112630_000000422047_00051_21648_9237.N1	21-APR-2006 11:26:30	Dark	42.000	31	Alp Gru	1.7340	15200.	84	21648	No
163	GOM_NL__2PRFIN20060421_112932_000000372047_00051_21648_9238.N1	21-APR-2006 11:29:32	Dark	37.000	148	Alp Tuc	2.8780	4100.0	74	21648	No
164	GOM_NL__2PRFIN20060421_113141_000000402047_00052_21649_9215.N1	21-APR-2006 11:31:41	Dark	39.500	45	Alp Pav	1.9400	26000.	79	21649	No
165	GOM_NL__2PRFIN20060421_113850_000000412047_00052_21649_9216.N1	21-APR-2006 11:38:50	Dark	40.500	43	Alp TrA	1.9100	4250.0	81	21649	No
166	GOM_NL__2PRFIN20060421_114059_000000382047_00052_21649_9217.N1	21-APR-2006 11:40:59	Straylight	38.000	134	Bet TrA	2.8100	6600.0	76	21649	No
167	GOM_NL__2PRFIN20060421_114316_000000422047_00052_21649_9218.N1	21-APR-2006 11:43:16	Straylight	42.000	4	Alp1Cen	-0.010000	5800.0	84	21649	No
168	GOM_NL__2PRFIN20060421_114633_000000402047_00052_21649_9219.N1	21-APR-2006 11:46:33	Straylight	40.000	78	Alp Lup	2.3040	28000.	80	21649	No
169	GOM_NL__2PRFIN20060421_114807_000000412047_00052_21649_9220.N1	21-APR-2006 11:48:07	Straylight	41.000	81	Eta Cen	2.3560	28000.	82	21649	No
170	GOM_NL__2PRFIN20060421_115023_000000432047_00052_21649_9221.N1	21-APR-2006 11:50:23	Straylight	42.500	54	5The Cen	2.0550	4500.0	85	21649	No
171	GOM_NL__2PRFIN20060421_115518_000000402047_00052_21649_9222.N1	21-APR-2006 11:55:18	Bright	40.000	106	9Bet Crv	2.6480	5600.0	80	21649	No
172	GOM_NL__2PRFIN20060421_115823_000000422047_00052_21649_9223.N1	21-APR-2006 11:58:23	Bright	41.500	15	67Alp Vir	0.97600	28000.	83	21649	No
173	GOM_NL__2PRFIN20060421_120125_000000372047_00052_21649_9224.N1	21-APR-2006 12:01:25	Bright	36.500	121	29Gam Vir	2.7400	7200.0	73	21649	No
174	GOM_NL__2PRFIN20060421_120500_000000372047_00052_21649_9225.N1	21-APR-2006 12:05:00	Bright	37.000	138	47Eps Vir	2.8280	4700.0	74	21649	No
175	GOM_NL__2PRFIN20060421_121257_000000362047_00052_21649_9226.N1	21-APR-2006 12:12:57	Bright	35.500	152	12Alp2CVn	2.8900	11000.	71	21649	No
176	GOM_NL__2PRFIN20060421_121453_000000362047_00052_21649_9227.N1	21-APR-2006 12:14:53	Bright	36.000	174	52Psi UMa	3.0040	4400.0	72	21649	No
177	GOM_NL__2PRFIN20060421_121705_000000362047_00052_21649_9228.N1	21-APR-2006 12:17:05	Bright	36.000	87	64Gam UMa	2.4330	11000.	72	21649	No
178	GOM_NL__2PRFIN20060421_121935_000000372047_00052_21649_9229.N1	21-APR-2006 12:19:35	Bright	36.500	36	50Alp UMa	1.8000	6300.0	73	21649	No
179	GOM_NL__2PRFIN20060421_122728_000000342047_00052_21649_9230.N1	21-APR-2006 12:27:28	Bright	33.500	49	1Alp UMi	1.9900	6300.0	67	21649	No
180	GOM_NL__2PRFIN20060421_123510_000000352047_00052_21649_9231.N1	21-APR-2006 12:35:10	Bright	34.500	76	27Gam Cas	2.3000	30000.	69	21649	No
181	GOM_NL__2PRFIN20060421_123628_000000322047_00052_21649_9232.N1	21-APR-2006 12:36:28	Bright	32.000	68	18Alp Cas	2.2250	4500.0	64	21649	No
182	GOM_NL__2PRFIN20060421_124452_000000392047_00052_21649_9233.N1	21-APR-2006 12:44:52	Bright	38.500	164	44Eta Peg	2.9480	5400.0	77	21649	No
183	GOM_NL__2PRFIN20060421_124901_000000432047_00052_21649_9234.N1	21-APR-2006 12:49:01	Tw_i_and_stray	43.000	90	54Alp Peg	2.4870	11000.	86	21649	No
184	GOM_NL__2PRFIN20060421_130131_000000432047_00052_21649_9235.N1	21-APR-2006 13:01:31	Dark	43.000	18	24Alp PsA	1.1660	9700.0	86	21649	No
185	GOM_NL__2PRFIN20060421_130513_000000392047_00052_21649_9236.N1	21-APR-2006 13:05:13	Dark	39.000	172	Gam Gru	3.0030	13100.	78	21649	No
186	GOM_NL__2PRFIN20060421_130706_000000372047_00052_21649_9237.N1	21-APR-2006 13:07:06	Dark	37.000	31	Alp Gru	1.7340	15200.	74	21649	No
187	GOM_NL__2PRFIN20060421_131008_000000392047_00052_21649_9238.N1	21-APR-2006 13:10:08	Dark	39.000	148	Alp Tuc	2.8780	4100.0	78	21649	No
188	GOM_NL__2PRFIN20060421_131217_000000392047_00053_21650_9215.N1	21-APR-2006 13:12:17	Dark	39.000	45	Alp Pav	1.9400	26000.	78	21650	No
189	GOM_NL__2PRFIN20060421_131927_000000392047_00053_21650_9216.N1	21-APR-2006 13:19:27	Dark	38.500	43	Alp TrA	1.9100	4250.0	77	21650	No
190	GOM_NL__2PRFIN20060421_132135_000000382047_00053_21650_9217.N1	21-APR-2006 13:21:35	Straylight	38.000	134	Bet TrA	2.8100	6600.0	76	21650	No
191	GOM_NL__2PRFIN20060421_132352_000000422047_00053_21650_9218.N1	21-APR-2006 13:23:52	Straylight	41.500	4	Alp1Cen	-0.010000	5800.0	83	21650	No
192	GOM_NL__2PRFIN20060421_132709_000000412047_00053_21650_9219.N1	21-APR-2006 13:27:09	Straylight	41.000	78	Alp Lup	2.3040	28000.	82	21650	No
193	GOM_NL__2PRFIN20060421_132844_000000402047_00053_21650_9220.N1	21-APR-2006 13:28:44	Straylight	40.000	81	Eta Cen	2.3560	28000.	80	21650	No
194	GOM_NL__2PRFIN20060421_133059_000000442047_00053_21650_9221.N1	21-APR-2006 13:30:59	Straylight	44.000	54	5The Cen	2.0550	4500.0	88	21650	No
195	GOM_NL__2PRFIN20060421_133554_000000432047_00053_21650_9222.N1	21-APR-2006 13:35:54	Bright	42.500	106	9Bet Crv	2.6480	5600.0	85	21650	No
196	GOM_NL__2PRFIN20060421_134201_000000372047_00053_21650_9223.N1	21-APR-2006 13:42:01	Bright	36.500	121	29Gam Vir	2.7400	7200.0	73	21650	No
197	GOM_NL__2PRFIN20060421_134536_000000372047_00053_21650_9224.N1	21-APR-2006 13:45:36	Bright	37.000	138	47Eps Vir	2.8280	4700.0	74	21650	No
198	GOM_NL__2PRFIN20060421_135333_000000362047_00053_21650_9225.N1	21-APR-2006 13:53:33	Bright	36.000	152	12Alp2CVn	2.8900	11000.	72	21650	No
199	GOM_NL__2PRFIN20060421_135529_000000372047_00053_21650_9226.N1	21-APR-2006 13:55:29	Bright	36.500	174	52Psi UMa	3.0040	4400.0	73	21650	No
200	GOM_NL__2PRFIN20060421_135741_000000362047_00053_21650_9227.N1	21-APR-2006 13:57:41	Bright	35.500	87	64Gam UMa	2.4330	11000.	71	21650	No
201	GOM_NL__2PRFIN20060421_140011_000000372047_00053_21650_9228.N1	21-APR-2006 14:00:11	Bright	36.500	36	50Alp UMa	1.8000	6300.0	73	21650	No
202	GOM_NL__2PRFIN20060421_140804_000000362047_00053_21650_9229.N1	21-APR-2006 14:08:04	Bright	35.500	49	1Alp UMi	1.9900	6300.0	71	21650	No
203	GOM_NL__2PRFIN20060421_141546_000000352047_00053_21650_9230.N1	21-APR-2006 14:15:46	Bright	34.500	76	27Gam Cas	2.3000	30000.	69	21650	No
204	GOM_NL__2PRFIN20060421_141704_000000352047_00053_21650_9231.N1	21-APR-2006 14:17:04	Bright	35.000	68	18Alp Cas	2.2250	4500.0	70	21650	No
205	GOM_NL__2PRFIN20060421_142528_000000402047_00053_21650_9232.N1	21-APR-2006 14:25:28	Bright	39.500	164	44Eta Peg	2.9480	5400.0	79	21650	No
206	GOM_NL__2PRFIN20060421_142937_000000422047_00053_21650_9233.N1	21-APR-2006 14:29:37	Tw_i_and_stray	41.500	90	54Alp Peg	2.4870	11000.	83	21650	No
207	GOM_NL__2PRFIN20060421_144207_000000432047_00053_21650_9234.N1	21-APR-2006 14:42:07	Dark	42.500	18	24Alp PsA	1.1660	9700.0	85	21650	No
208	GOM_NL__2PRFIN20060421_144549_000000422047_00053_21650_9235.N1	21-APR-2006 14:45:49	Dark	41.500	172	Gam Gru	3.0030	13100.	83	21650	No
209	GOM_NL__2PRFIN20060421_144743_000000412047_00053_21650_9236.N1	21-APR-2006 14:47:43	Dark	41.000	31	Alp Gru	1.7340	15200.	82	21650	No
210	GOM_NL__2PRFIN20060421_145044_000000452047_00053_21650_9237.N1	21-APR-2006 14:50:44	Dark	44.500	148	Alp Tuc	2.8780	4100.0	89	21650	No
211	GOM_NL__2PRFIN20060421_145254_000000412047_00054_21651_9215.N1	21-APR-2006 14:52:54	Dark	41.000	45	Alp Pav	1.9400	26000.	82	21651	No
212	GOM_NL__2PRFIN20060421_150003_000000382047_00054_21651_9216.N1	21-APR-2006 15:00:03	Dark	38.000	43	Alp TrA	1.9100	4250.0	76	21651	No
213	GOM_NL__2PRFIN20060421_150212_000000372047_00054_21651_9217.N1	21-APR-2006 15:02:12	Straylight	37.000	134	Bet TrA	2.8100	6600.0	74	21651	No
214	GOM_NL__2PRFIN20060421_150428_000000402047_00054_21651_9218.N1	21-APR-2006 15:04:28	Straylight	40.000	4	Alp1Cen	-0.010000	5800.0	80	21651	No
215	GOM_NL__2PRFIN20060421_150745_000000432047_00054_21651_9219.N1	21-APR-2006 15:07:45	Straylight	42.500	78	Alp Lup	2.3040	28000.	85	21651	No
216	GOM_NL__2PRFIN20060421_150920_000000422047_00054_21651_9220.N1	21-APR-2006 15:09:20	Straylight	42.000	81	Eta Cen	2.3560	28000.	84	21651	No
217	GOM_NL__2PRFIN20060421_151135_000000492047_00054_21651_9221.N1	21-APR-2006 15:11:35	Straylight	48.500	54	5The Cen	2.0550	4500.0	97	21651	No
218	GOM_NL__2PRFIN20060421_151630_000000412047_00054_21651_9222.N1	21-APR-2006 15:16:30	Bright	41.000	106	9Bet Crv	2.6480	5600.0	82	21651	No
219	GOM_NL__2PRFIN20060421_152237_000000372047_00054_21651_9223.N1	21-APR-2006 15:22:37	Bright	36.500	121	29Gam Vir	2.7400	7200.0	73	21651	No

220	GOM_NL__2PRFIN20060421_152611_000000372047_00054_21651_9224.N1	21-APR-2006 15:26:11	Bright	36.500	138	47Eps Vir	2.8280	4700.0	73	21651	No
221	GOM_NL__2PRFIN20060421_153408_000000362047_00054_21651_9225.N1	21-APR-2006 15:34:08	Bright	35.500	152	12Alp2CVn	2.8900	11000.	71	21651	No
222	GOM_NL__2PRFIN20060421_153606_000000362047_00054_21651_9226.N1	21-APR-2006 15:36:06	Bright	36.000	174	52Psi UMa	3.0040	4400.0	72	21651	No
223	GOM_NL__2PRFIN20060421_153817_000000342047_00054_21651_9227.N1	21-APR-2006 15:38:17	Bright	34.000	87	64Gam UMa	2.4330	11000.	68	21651	No
224	GOM_NL__2PRFIN20060421_154047_000000382047_00054_21651_9228.N1	21-APR-2006 15:40:47	Bright	37.500	36	50Alp UMa	1.8000	6300.0	75	21651	No
225	GOM_NL__2PRFIN20060421_154840_000000352047_00054_21651_9229.N1	21-APR-2006 15:48:40	Bright	35.000	49	1Alp UMi	1.9900	6300.0	70	21651	No
226	GOM_NL__2PRFIN20060421_155622_000000352047_00054_21651_9230.N1	21-APR-2006 15:56:22	Bright	34.500	76	27Gam Cas	2.3000	30000.	69	21651	No
227	GOM_NL__2PRFIN20060421_155740_000000422047_00054_21651_9231.N1	21-APR-2006 15:57:40	Bright	42.000	68	18Alp Cas	2.2250	4500.0	84	21651	No
228	GOM_NL__2PRFIN20060421_160605_000000392047_00054_21651_9232.N1	21-APR-2006 16:06:05	Bright	38.500	164	44Eta Peg	2.9480	5400.0	77	21651	No
229	GOM_NL__2PRFIN20060421_161013_000000412047_00054_21651_9233.N1	21-APR-2006 16:10:13	Twi_and_stray	41.000	90	54Alp Peg	2.4870	11000.	82	21651	No
230	GOM_NL__2PRFIN20060421_162244_000000422047_00054_21651_9234.N1	21-APR-2006 16:22:44	Dark	41.500	18	24Alp PsA	1.1660	9700.0	83	21651	No
231	GOM_NL__2PRFIN20060421_162626_000000392047_00054_21651_9235.N1	21-APR-2006 16:26:26	Dark	38.500	172	Gam Gru	3.0030	13100.	77	21651	No
232	GOM_NL__2PRFIN20060421_162819_000000402047_00054_21651_9236.N1	21-APR-2006 16:28:19	Dark	40.000	31	Alp Gru	1.7340	15200.	80	21651	No
233	GOM_NL__2PRFIN20060421_163120_000000422047_00054_21651_9237.N1	21-APR-2006 16:31:20	Dark	41.500	148	Alp Tuc	2.8780	4100.0	83	21651	No
234	GOM_NL__2PRFIN20060421_163331_000000402047_00055_21652_9215.N1	21-APR-2006 16:33:31	Dark	39.500	45	Alp Pav	1.9400	26000.	79	21652	No
235	GOM_NL__2PRFIN20060421_164039_000000422047_00055_21652_9216.N1	21-APR-2006 16:40:39	Dark	41.500	43	Alp TrA	1.9100	4250.0	83	21652	No
236	GOM_NL__2PRFIN20060421_164248_000000392047_00055_21652_9217.N1	21-APR-2006 16:42:48	Straylight	39.000	134	Bet TrA	2.8100	6600.0	78	21652	No
237	GOM_NL__2PRFIN20060421_164505_000000492047_00055_21652_9218.N1	21-APR-2006 16:45:05	Straylight	48.500	4	Alp1Cen	-0.010000	5800.0	97	21652	No
238	GOM_NL__2PRFIN20060421_164822_000000402047_00055_21652_9219.N1	21-APR-2006 16:48:22	Straylight	39.500	78	Alp Lup	2.3040	28000.	79	21652	No
239	GOM_NL__2PRFIN20060421_164956_000000432047_00055_21652_9220.N1	21-APR-2006 16:49:56	Straylight	42.500	81	Eta Cen	2.3560	28000.	85	21652	No
240	GOM_NL__2PRFIN20060421_165211_000000462047_00055_21652_9221.N1	21-APR-2006 16:52:11	Straylight	46.000	54	5The Cen	2.0550	4500.0	92	21652	No
241	GOM_NL__2PRFIN20060421_165706_000000432047_00055_21652_9222.N1	21-APR-2006 16:57:06	Bright	42.500	106	9Bet Crv	2.6480	5600.0	85	21652	No
242	GOM_NL__2PRFIN20060421_170313_000000362047_00055_21652_9223.N1	21-APR-2006 17:03:13	Bright	35.500	121	29Gam Vir	2.7400	7200.0	71	21652	No
243	GOM_NL__2PRFIN20060421_170647_000000372047_00055_21652_9224.N1	21-APR-2006 17:06:47	Bright	37.000	138	47Eps Vir	2.8280	4700.0	74	21652	No
244	GOM_NL__2PRFIN20060421_171444_000000382047_00055_21652_9225.N1	21-APR-2006 17:14:44	Bright	37.500	152	12Alp2CVn	2.8900	11000.	75	21652	No
245	GOM_NL__2PRFIN20060421_171642_000000362047_00055_21652_9226.N1	21-APR-2006 17:16:42	Bright	36.000	174	52Psi UMa	3.0040	4400.0	72	21652	No
246	GOM_NL__2PRFIN20060421_171853_000000352047_00055_21652_9227.N1	21-APR-2006 17:18:53	Bright	35.000	87	64Gam UMa	2.4330	11000.	70	21652	No
247	GOM_NL__2PRFIN20060421_172123_000000362047_00055_21652_9228.N1	21-APR-2006 17:21:23	Bright	36.000	36	50Alp UMa	1.8000	6300.0	72	21652	No
248	GOM_NL__2PRFIN20060421_172916_000000362047_00055_21652_9229.N1	21-APR-2006 17:29:16	Bright	35.500	49	1Alp UMi	1.9900	6300.0	71	21652	No
249	GOM_NL__2PRFIN20060421_173659_000000332047_00055_21652_9230.N1	21-APR-2006 17:36:59	Bright	32.500	76	27Gam Cas	2.3000	30000.	65	21652	No
250	GOM_NL__2PRFIN20060421_173816_000000322047_00055_21652_9231.N1	21-APR-2006 17:38:16	Bright	32.000	68	18Alp Cas	2.2250	4500.0	64	21652	No
251	GOM_NL__2PRFIN20060421_174641_000000392047_00055_21652_9232.N1	21-APR-2006 17:46:41	Bright	39.000	164	44Eta Peg	2.9480	5400.0	78	21652	No
252	GOM_NL__2PRFIN20060421_175050_000000432047_00055_21652_9233.N1	21-APR-2006 17:50:50	Twi_and_stray	42.500	90	54Alp Peg	2.4870	11000.	85	21652	No
253	GOM_NL__2PRFIN20060421_180320_000000462047_00055_21652_9234.N1	21-APR-2006 18:03:20	Dark	45.500	18	24Alp PsA	1.1660	9700.0	91	21652	No
254	GOM_NL__2PRFIN20060421_180702_000000392047_00055_21652_9235.N1	21-APR-2006 18:07:02	Dark	39.000	172	Gam Gru	3.0030	13100.	78	21652	No
255	GOM_NL__2PRFIN20060421_180855_000000382047_00055_21652_9236.N1	21-APR-2006 18:08:55	Dark	38.000	31	Alp Gru	1.7340	15200.	76	21652	No
256	GOM_NL__2PRFIN20060421_181156_000000472047_00055_21652_9237.N1	21-APR-2006 18:11:56	Dark	46.500	148	Alp Tuc	2.8780	4100.0	93	21652	No
257	GOM_NL__2PRFIN20060421_181407_000000402047_00056_21653_9215.N1	21-APR-2006 18:14:07	Dark	40.000	45	Alp Pav	1.9400	26000.	80	21653	No
258	GOM_NL__2PRFIN20060421_182116_000000452047_00056_21653_9216.N1	21-APR-2006 18:21:16	Dark	44.500	43	Alp TrA	1.9100	4250.0	89	21653	No
259	GOM_NL__2PRFIN20060421_182325_000000392047_00056_21653_9217.N1	21-APR-2006 18:23:25	Straylight	39.000	134	Bet TrA	2.8100	6600.0	78	21653	No
260	GOM_NL__2PRFIN20060421_182541_000000452047_00056_21653_9218.N1	21-APR-2006 18:25:41	Straylight	44.500	4	Alp1Cen	-0.010000	5800.0	89	21653	No
261	GOM_NL__2PRFIN20060421_182858_000000422047_00056_21653_9219.N1	21-APR-2006 18:28:58	Straylight	41.500	78	Alp Lup	2.3040	28000.	83	21653	No
262	GOM_NL__2PRFIN20060421_183033_000000402047_00056_21653_9220.N1	21-APR-2006 18:30:33	Straylight	40.000	81	Eta Cen	2.3560	28000.	80	21653	No
263	GOM_NL__2PRFIN20060421_183248_000000452047_00056_21653_9221.N1	21-APR-2006 18:32:48	Straylight	45.000	54	5The Cen	2.0550	4500.0	90	21653	No
264	GOM_NL__2PRFIN20060421_183742_000000412047_00056_21653_9222.N1	21-APR-2006 18:37:42	Bright	41.000	106	9Bet Crv	2.6480	5600.0	82	21653	No
265	GOM_NL__2PRFIN20060421_184349_000000362047_00056_21653_9223.N1	21-APR-2006 18:43:49	Bright	36.000	121	29Gam Vir	2.7400	7200.0	72	21653	No
266	GOM_NL__2PRFIN20060421_184723_000000372047_00056_21653_9224.N1	21-APR-2006 18:47:23	Bright	37.000	138	47Eps Vir	2.8280	4700.0	74	21653	No
267	GOM_NL__2PRFIN20060421_185520_000000362047_00056_21653_9225.N1	21-APR-2006 18:55:20	Bright	35.500	152	12Alp2CVn	2.8900	11000.	71	21653	No
268	GOM_NL__2PRFIN20060421_185718_000000372047_00056_21653_9226.N1	21-APR-2006 18:57:18	Bright	36.500	174	52Psi UMa	3.0040	4400.0	73	21653	No
269	GOM_NL__2PRFIN20060421_185929_000000362047_00056_21653_9227.N1	21-APR-2006 18:59:29	Bright	35.500	87	64Gam UMa	2.4330	11000.	71	21653	No
270	GOM_NL__2PRFIN20060421_190159_000000372047_00056_21653_9228.N1	21-APR-2006 19:01:59	Bright	37.000	36	50Alp UMa	1.8000	6300.0	74	21653	No
271	GOM_NL__2PRFIN20060421_190952_000000352047_00056_21653_9229.N1	21-APR-2006 19:09:52	Bright	35.000	49	1Alp UMi	1.9900	6300.0	70	21653	No
272	GOM_NL__2PRFIN20060421_191735_000000332047_00056_21653_9230.N1	21-APR-2006 19:17:35	Bright	32.500	76	27Gam Cas	2.3000	30000.	65	21653	No
273	GOM_NL__2PRFIN20060421_191852_000000352047_00056_21653_9231.N1	21-APR-2006 19:18:52	Bright	35.000	68	18Alp Cas	2.2250	4500.0	70	21653	No
274	GOM_NL__2PRFIN20060421_192717_000000392047_00056_21653_9232.N1	21-APR-2006 19:27:17	Bright	38.500	164	44Eta Peg	2.9480	5400.0	77	21653	No
275	GOM_NL__2PRFIN20060421_193126_000000412047_00056_21653_9233.N1	21-APR-2006 19:31:26	Twi_and_stray	40.500	90	54Alp Peg	2.4870	11000.	81	21653	No
276	GOM_NL__2PRFIN20060421_194356_000000422047_00056_21653_9234.N1	21-APR-2006 19:43:56	Dark	42.000	18	24Alp PsA	1.1660	9700.0	84	21653	No
277	GOM_NL__2PRFIN20060421_194739_000000402047_00056_21653_9235.N1	21-APR-2006 19:47:39	Dark	40.000	172	Gam Gru	3.0030	13100.	80	21653	No
278	GOM_NL__2PRFIN20060421_194932_000000392047_00056_21653_9236.N1	21-APR-2006 19:49:32	Dark	38.500	31	Alp Gru	1.7340	15200.	77	21653	No

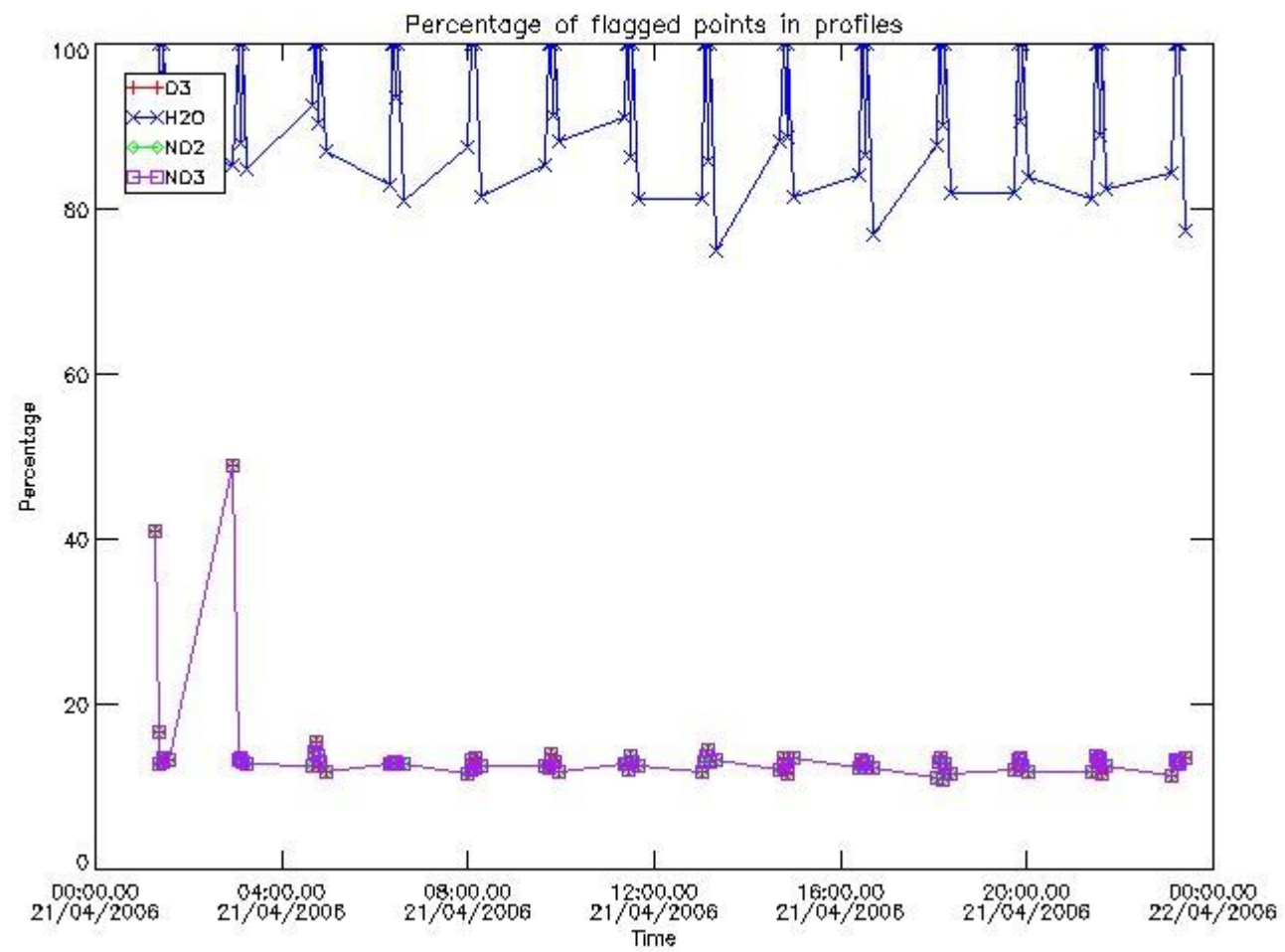
279	GOM_NL__2PRFIN20060421_195233_000000382047_00056_21653_9237.N1	21-APR-2006 19:52:33	Dark	37.500	148	Alp Tuc	2.8780	4100.0	75	21653	No
280	GOM_NL__2PRFIN20060421_195444_000000412047_00057_21654_9215.N1	21-APR-2006 19:54:44	Dark	41.000	45	Alp Pav	1.9400	26000.	82	21654	No
281	GOM_NL__2PRFIN20060421_200152_000000442047_00057_21654_9216.N1	21-APR-2006 20:01:52	Dark	43.500	43	Alp TrA	1.9100	4250.0	87	21654	No
282	GOM_NL__2PRFIN20060421_200401_000000382047_00057_21654_9217.N1	21-APR-2006 20:04:01	Straylight	38.000	134	Bet TrA	2.8100	6600.0	76	21654	No
283	GOM_NL__2PRFIN20060421_200617_000000502047_00057_21654_9218.N1	21-APR-2006 20:06:17	Straylight	50.000	4	Alp1Cen	-0.010000	5800.0	100	21654	No
284	GOM_NL__2PRFIN20060421_200935_000000412047_00057_21654_9219.N1	21-APR-2006 20:09:35	Straylight	40.500	78	Alp Lup	2.3040	28000.	81	21654	No
285	GOM_NL__2PRFIN20060421_201109_000000432047_00057_21654_9220.N1	21-APR-2006 20:11:09	Straylight	42.500	81	Eta Cen	2.3560	28000.	85	21654	No
286	GOM_NL__2PRFIN20060421_201324_000000472047_00057_21654_9221.N1	21-APR-2006 20:13:24	Straylight	46.500	54	5The Cen	2.0550	4500.0	93	21654	No
287	GOM_NL__2PRFIN20060421_201819_000000422047_00057_21654_9222.N1	21-APR-2006 20:18:19	Bright	42.000	106	9Bet Crv	2.6480	5600.0	84	21654	No
288	GOM_NL__2PRFIN20060421_202123_000000412047_00057_21654_9223.N1	21-APR-2006 20:21:23	Bright	41.000	15	67Alp Vir	0.97600	28000.	82	21654	No
289	GOM_NL__2PRFIN20060421_202425_000000362047_00057_21654_9224.N1	21-APR-2006 20:24:25	Bright	36.000	121	29Gam Vir	2.7400	7200.0	72	21654	No
290	GOM_NL__2PRFIN20060421_202759_000000372047_00057_21654_9225.N1	21-APR-2006 20:27:59	Bright	37.000	138	47Eps Vir	2.8280	4700.0	74	21654	No
291	GOM_NL__2PRFIN20060421_203556_000000542047_00057_21654_9226.N1	21-APR-2006 20:35:56	Bright	54.000	152	12Alp2CVn	2.8900	11000.	108	21654	No
292	GOM_NL__2PRFIN20060421_203754_000000342047_00057_21654_9227.N1	21-APR-2006 20:37:54	Bright	34.000	174	52Psi UMa	3.0040	4400.0	68	21654	No
293	GOM_NL__2PRFIN20060421_204005_000000352047_00057_21654_9228.N1	21-APR-2006 20:40:05	Bright	35.000	87	64Gam UMa	2.4330	11000.	70	21654	No
294	GOM_NL__2PRFIN20060421_204235_000000382047_00057_21654_9229.N1	21-APR-2006 20:42:35	Bright	38.000	36	50Alp UMa	1.8000	6300.0	76	21654	No
295	GOM_NL__2PRFIN20060421_205028_000000372047_00057_21654_9230.N1	21-APR-2006 20:50:28	Bright	36.500	49	1Alp UMi	1.9900	6300.0	73	21654	No
296	GOM_NL__2PRFIN20060421_205811_000000322047_00057_21654_9231.N1	21-APR-2006 20:58:11	Bright	32.000	76	27Gam Cas	2.3000	30000.	64	21654	No
297	GOM_NL__2PRFIN20060421_205928_000000322047_00057_21654_9232.N1	21-APR-2006 20:59:28	Bright	32.000	68	18Alp Cas	2.2250	4500.0	64	21654	No
298	GOM_NL__2PRFIN20060421_210753_000000392047_00057_21654_9233.N1	21-APR-2006 21:07:53	Bright	38.500	164	44Eta Peg	2.9480	5400.0	77	21654	No
299	GOM_NL__2PRFIN20060421_211202_000000402047_00057_21654_9234.N1	21-APR-2006 21:12:02	Tw_i_and_stray	40.000	90	54Alp Peg	2.4870	11000.	80	21654	No
300	GOM_NL__2PRFIN20060421_212432_000000432047_00057_21654_9235.N1	21-APR-2006 21:24:32	Dark	43.000	18	24Alp PsA	1.1660	9700.0	86	21654	No
301	GOM_NL__2PRFIN20060421_212816_000000412047_00057_21654_9236.N1	21-APR-2006 21:28:16	Dark	40.500	172	Gam Gru	3.0030	13100.	81	21654	No
302	GOM_NL__2PRFIN20060421_213008_000000392047_00057_21654_9237.N1	21-APR-2006 21:30:08	Dark	38.500	31	Alp Gru	1.7340	15200.	77	21654	No
303	GOM_NL__2PRFIN20060421_213309_000000422047_00057_21654_9238.N1	21-APR-2006 21:33:09	Dark	41.500	148	Alp Tuc	2.8780	4100.0	83	21654	No
304	GOM_NL__2PRFIN20060421_213520_000000452047_00058_21655_9215.N1	21-APR-2006 21:35:20	Dark	44.500	45	Alp Pav	1.9400	26000.	89	21655	No
305	GOM_NL__2PRFIN20060421_214228_000000412047_00058_21655_9216.N1	21-APR-2006 21:42:28	Dark	40.500	43	Alp TrA	1.9100	4250.0	81	21655	No
306	GOM_NL__2PRFIN20060421_214437_000000382047_00058_21655_9217.N1	21-APR-2006 21:44:37	Straylight	38.000	134	Bet TrA	2.8100	6600.0	76	21655	No
307	GOM_NL__2PRFIN20060421_214654_000000502047_00058_21655_9218.N1	21-APR-2006 21:46:54	Straylight	50.000	4	Alp1Cen	-0.010000	5800.0	100	21655	No
308	GOM_NL__2PRFIN20060421_215011_000000422047_00058_21655_9219.N1	21-APR-2006 21:50:11	Straylight	42.000	78	Alp Lup	2.3040	28000.	84	21655	No
309	GOM_NL__2PRFIN20060421_215145_000000422047_00058_21655_9220.N1	21-APR-2006 21:51:45	Straylight	42.000	81	Eta Cen	2.3560	28000.	84	21655	No
310	GOM_NL__2PRFIN20060421_215400_000000442047_00058_21655_9221.N1	21-APR-2006 21:54:00	Straylight	44.000	54	5The Cen	2.0550	4500.0	88	21655	No
311	GOM_NL__2PRFIN20060421_215855_000000382047_00058_21655_9222.N1	21-APR-2006 21:58:55	Bright	38.000	106	9Bet Crv	2.6480	5600.0	76	21655	No
312	GOM_NL__2PRFIN20060421_220159_000000402047_00058_21655_9223.N1	21-APR-2006 22:01:59	Bright	39.500	15	67Alp Vir	0.97600	28000.	79	21655	No
313	GOM_NL__2PRFIN20060421_220501_000000382047_00058_21655_9224.N1	21-APR-2006 22:05:01	Bright	37.500	121	29Gam Vir	2.7400	7200.0	75	21655	No
314	GOM_NL__2PRFIN20060421_220835_000000372047_00058_21655_9225.N1	21-APR-2006 22:08:35	Bright	37.000	138	47Eps Vir	2.8280	4700.0	74	21655	No
315	GOM_NL__2PRFIN20060421_221632_000000372047_00058_21655_9226.N1	21-APR-2006 22:16:32	Bright	37.000	152	12Alp2CVn	2.8900	11000.	74	21655	No
316	GOM_NL__2PRFIN20060421_221830_000000362047_00058_21655_9227.N1	21-APR-2006 22:18:30	Bright	35.500	174	52Psi UMa	3.0040	4400.0	71	21655	No
317	GOM_NL__2PRFIN20060421_222041_000000352047_00058_21655_9228.N1	21-APR-2006 22:20:41	Bright	34.500	87	64Gam UMa	2.4330	11000.	69	21655	No
318	GOM_NL__2PRFIN20060421_222312_000000382047_00058_21655_9229.N1	21-APR-2006 22:23:12	Bright	38.000	36	50Alp UMa	1.8000	6300.0	76	21655	No
319	GOM_NL__2PRFIN20060421_223104_000000372047_00058_21655_9230.N1	21-APR-2006 22:31:04	Bright	37.000	49	1Alp UMi	1.9900	6300.0	74	21655	No
320	GOM_NL__2PRFIN20060421_223847_000000332047_00058_21655_9231.N1	21-APR-2006 22:38:47	Bright	32.500	76	27Gam Cas	2.3000	30000.	65	21655	No
321	GOM_NL__2PRFIN20060421_224004_000000332047_00058_21655_9232.N1	21-APR-2006 22:40:04	Bright	32.500	68	18Alp Cas	2.2250	4500.0	65	21655	No
322	GOM_NL__2PRFIN20060421_224829_000000382047_00058_21655_9233.N1	21-APR-2006 22:48:29	Bright	38.000	164	44Eta Peg	2.9480	5400.0	76	21655	No
323	GOM_NL__2PRFIN20060421_225238_000000402047_00058_21655_9234.N1	21-APR-2006 22:52:38	Tw_i_and_stray	40.000	90	54Alp Peg	2.4870	11000.	80	21655	No
324	GOM_NL__2PRFIN20060421_230509_000000452047_00058_21655_9235.N1	21-APR-2006 23:05:09	Dark	45.000	18	24Alp PsA	1.1660	9700.0	90	21655	No
325	GOM_NL__2PRFIN20060421_231044_000000392047_00058_21655_9236.N1	21-APR-2006 23:10:44	Dark	38.500	31	Alp Gru	1.7340	15200.	77	21655	No
326	GOM_NL__2PRFIN20060421_231345_000000402047_00058_21655_9237.N1	21-APR-2006 23:13:45	Dark	39.500	148	Alp Tuc	2.8780	4100.0	79	21655	No
327	GOM_NL__2PRFIN20060421_231557_000000402047_00059_21656_9215.N1	21-APR-2006 23:15:57	Dark	40.000	45	Alp Pav	1.9400	26000.	80	21656	No
328	GOM_NL__2PRFIN20060421_232305_000000382047_00059_21656_9216.N1	21-APR-2006 23:23:05	Dark	38.000	43	Alp TrA	1.9100	4250.0	76	21656	No
329	GOM_NL__2PRFIN20060421_232514_000000382047_00059_21656_9217.N1	21-APR-2006 23:25:14	Straylight	38.000	134	Bet TrA	2.8100	6600.0	76	21656	No
330	GOM_NL__2PRFIN20060421_232730_000000512047_00059_21656_9218.N1	21-APR-2006 23:27:30	Straylight	51.000	4	Alp1Cen	-0.010000	5800.0	102	21656	No
331	GOM_NL__2PRFIN20060421_233047_000000432047_00059_21656_9219.N1	21-APR-2006 23:30:47	Straylight	43.000	78	Alp Lup	2.3040	28000.	86	21656	No
332	GOM_NL__2PRFIN20060421_233222_000000422047_00059_21656_9220.N1	21-APR-2006 23:32:22	Straylight	42.000	81	Eta Cen	2.3560	28000.	84	21656	No
333	GOM_NL__2PRFIN20060421_233436_000000422047_00059_21656_9221.N1	21-APR-2006 23:34:36	Straylight	42.000	54	5The Cen	2.0550	4500.0	84	21656	No
334	GOM_NL__2PRFIN20060421_233931_000000412047_00059_21656_9222.N1	21-APR-2006 23:39:31	Bright	40.500	106	9Bet Crv	2.6480	5600.0	81	21656	No
335	GOM_NL__2PRFIN20060421_234235_000000402047_00059_21656_9223.N1	21-APR-2006 23:42:35	Bright	39.500	15	67Alp Vir	0.97600	28000.	79	21656	No
336	GOM_NL__2PRFIN20060421_234537_000000362047_00059_21656_9224.N1	21-APR-2006 23:45:37	Bright	36.000	121	29Gam Vir	2.7400	7200.0	72	21656	No
337	GOM_NL__2PRFIN20060421_234911_000000372047_00059_21656_9225.N1	21-APR-2006 23:49:11	Bright	37.000	138	47Eps Vir	2.8280	4700.0	74	21656	No

338	GOM_NL__2PRFIN20060421_235707_000000362047_00059_21656_9226.N1	21-APR-2006 23:57:07	Bright	35.500	152	12Alp2CVn	2.8900	11000.	71	21656	No
339	GOM_NL__2PRFIN20060421_235906_000000352047_00059_21656_9227.N1	21-APR-2006 23:59:06	Bright	34.500	174	52Psi UMa	3.0040	4400.0	69	21656	No

3. Quality information per product

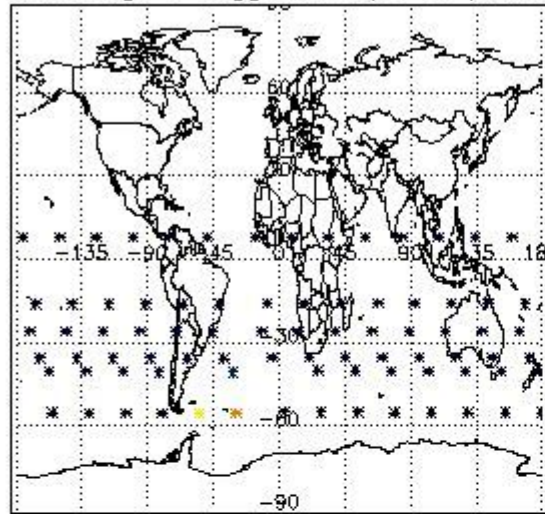
In this section it is plotted some information contained in the Quality Summary data set of the level 2 products. Only products in dark limb conditions and without errors (error flag in the MPH set to "0") are used.

3.1 Plot quality information per product (time dependant)

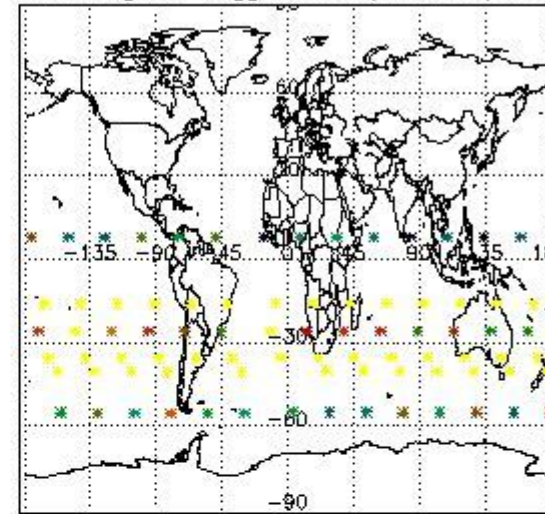


3.2 Plot quality information per product (world map)


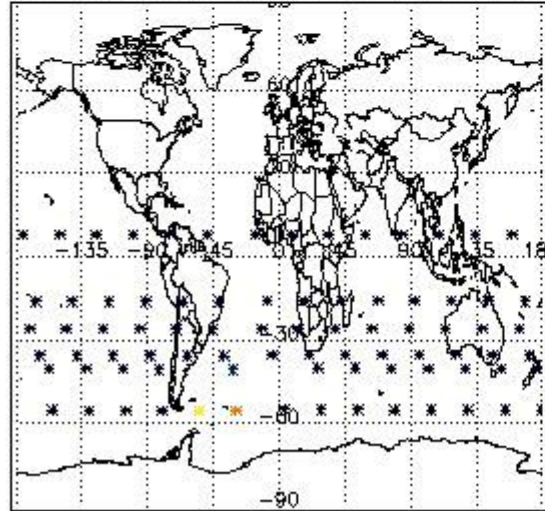
Percentage of flagged data per O3 profile



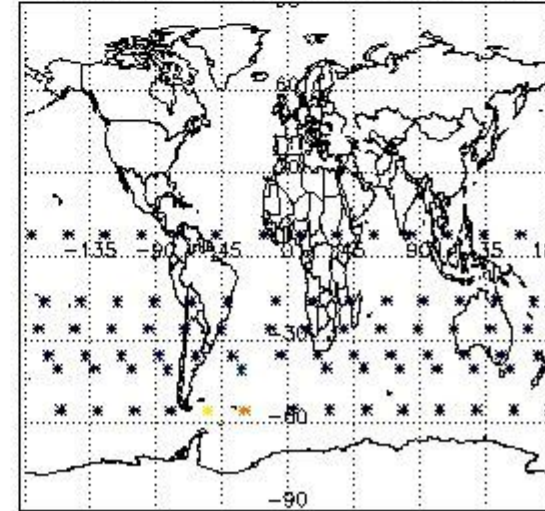
Percentage of flagged data per H2O profile



Percentage of flagged data per NO2 profile



Percentage of flagged data per NO3 profile

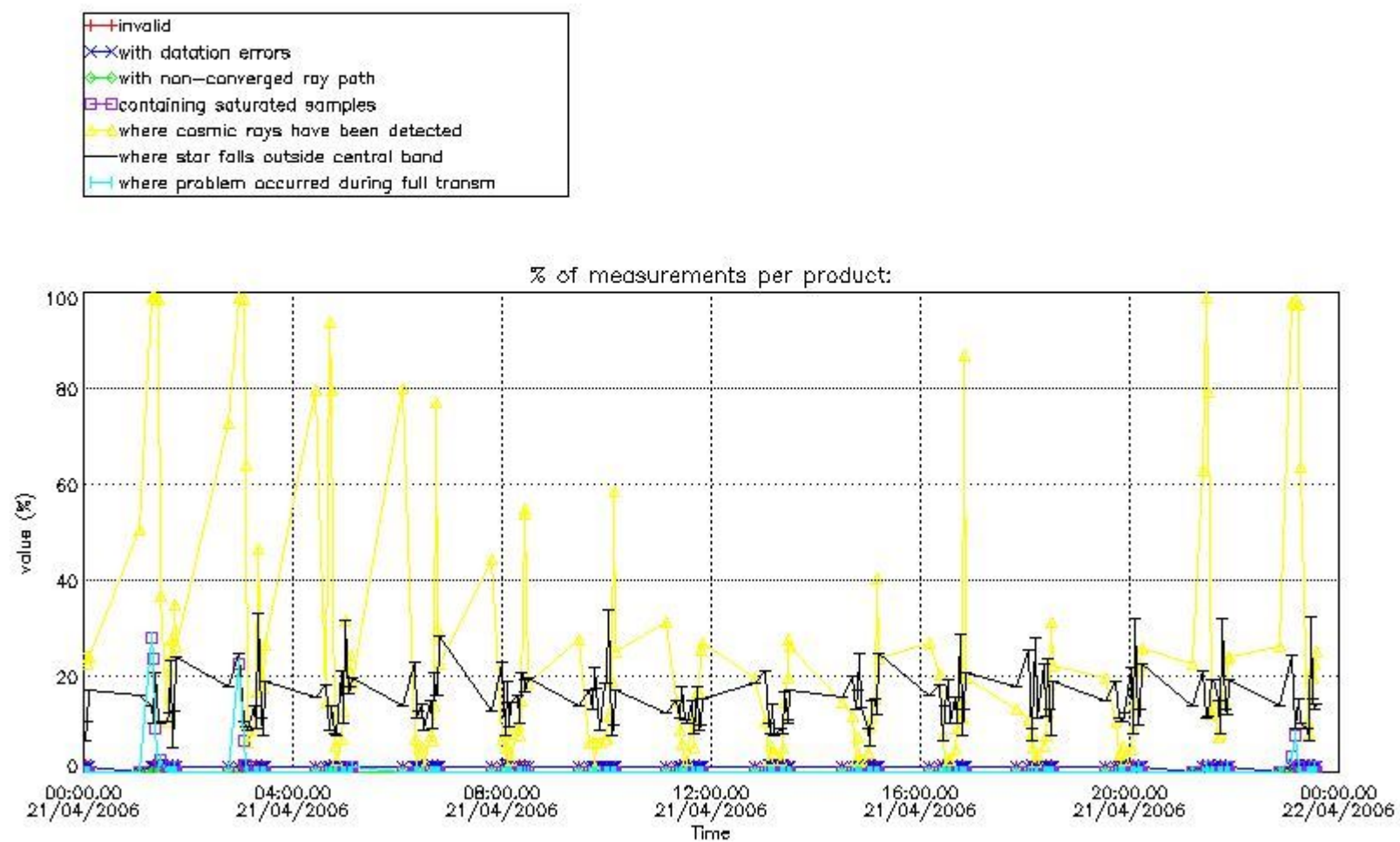


4. Level 1 quality information per product

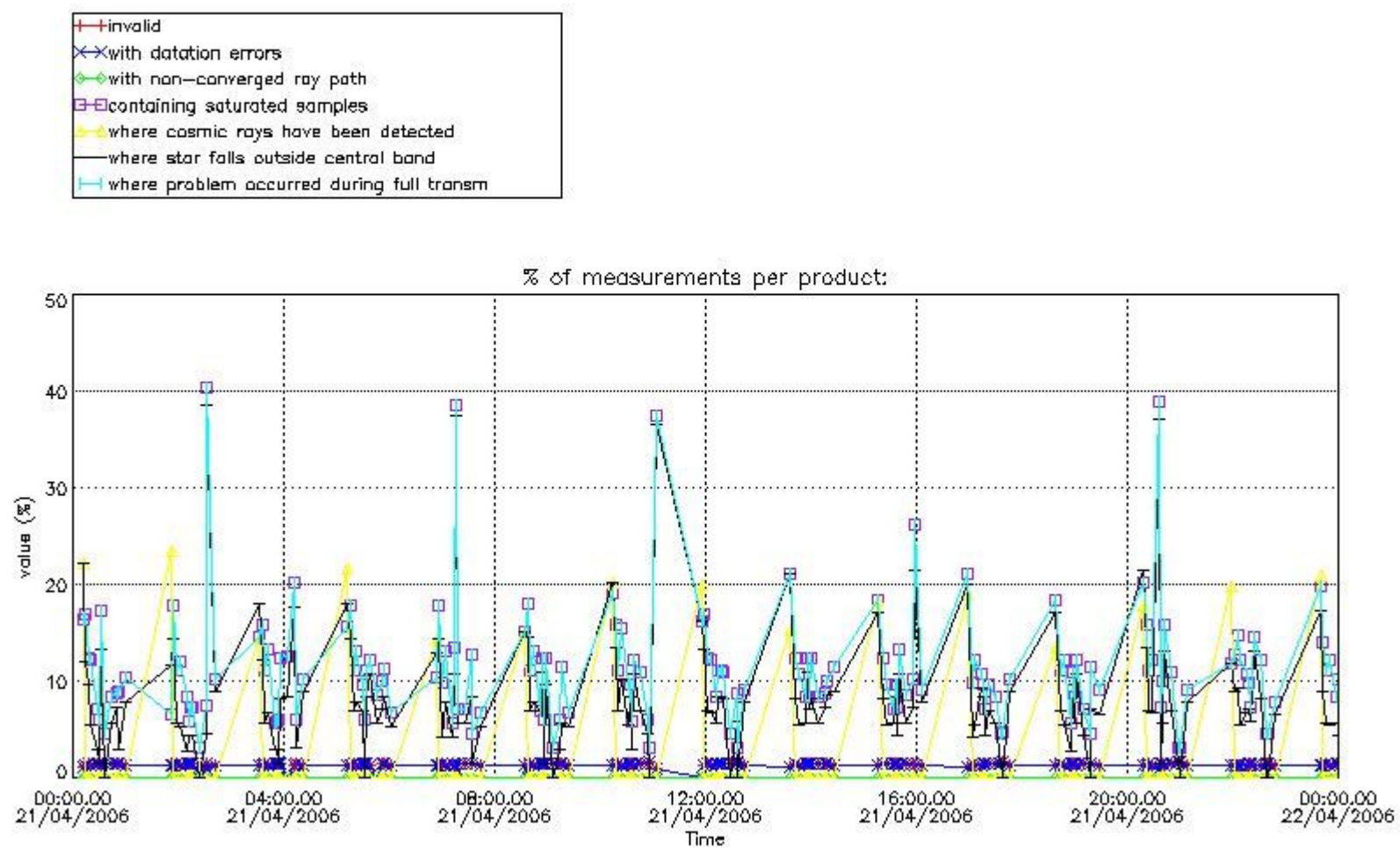
In this section it is plotted some information contained in the Quality Summary data set of the level 2 products that comes from the level 1b processing. Products without errors (error flag in the MPH set to "0") are used.

4.1 Plot quality information per product (time dependant) coming from level 1b processing

4.1.1 Plot level 1 quality information per product (time dependant): ENVISAT ASCENDING passes

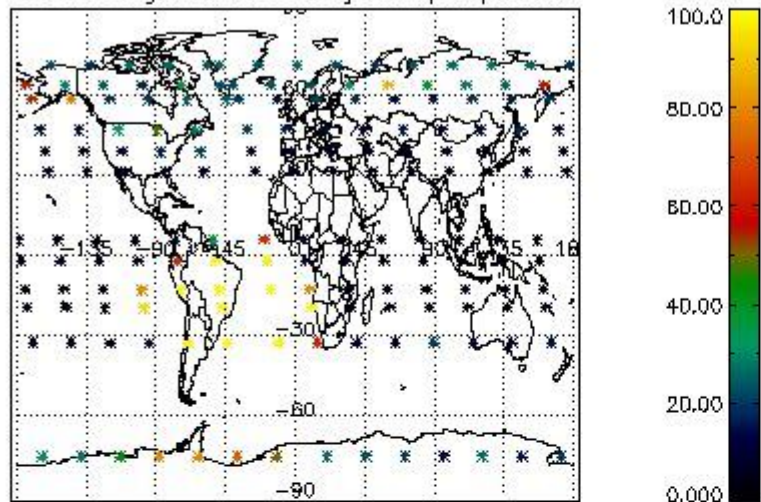


4.1.2 Plot level 1 quality information per product (time dependant): ENVI SAT DESCENDING passes

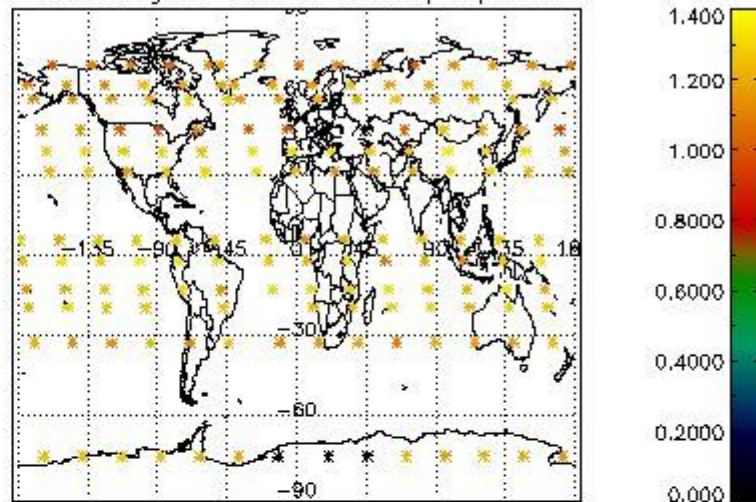


4.2 Plot quality information per product coming from level 1b processing (world map)
 4.2.1 Plot level 1 quality information per product (world map): ENVISAT ASCENDING passes

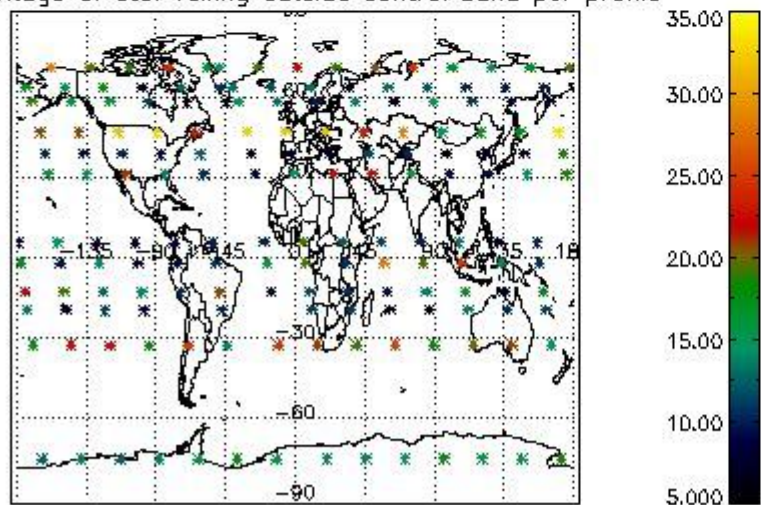
Percentage of cosmic ray hits per profile



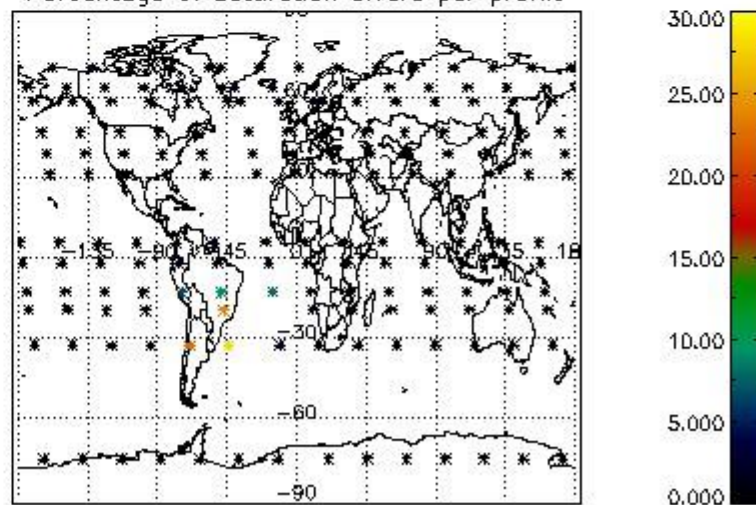
Percentage of datation errors per profile



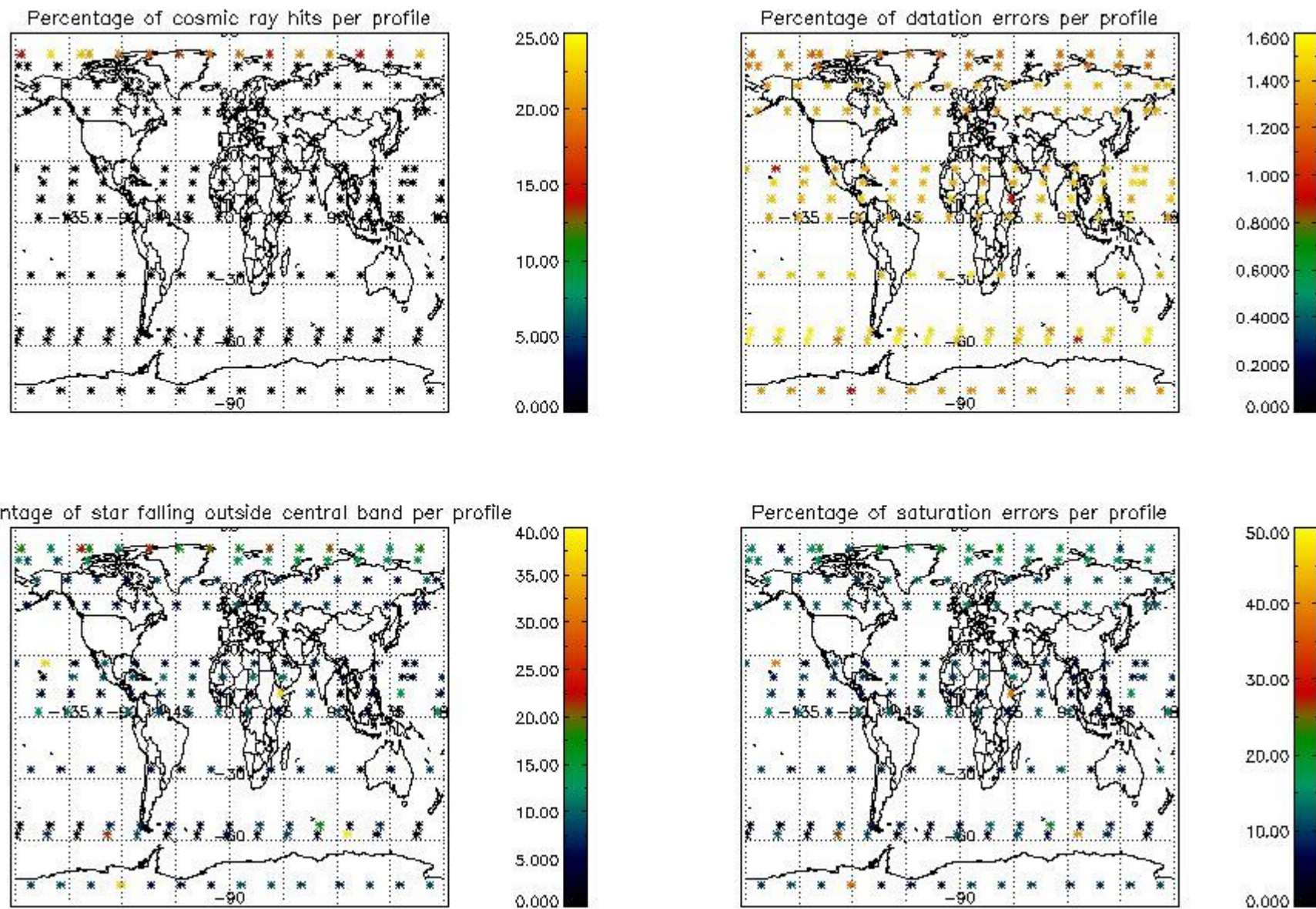
Percentage of star falling outside central band per profile



Percentage of saturation errors per profile



4.2.2 Plot level 1 quality information per product (world map): ENVISAT DESCENDING passes



5. Trace gas profiles

5.1 Ozone statistics based on quality of products

The final quality of the products can be "measured" using the STD (Standard Deviation) attached to every point profile. This information is written to the parameter GOM_NL__2P/NL_LOCAL_SPECIES_DENSITY/o3_std of the level 2 products. The table below shows the statistics for given STD ranges.

The statistics are given with respect to the overall valid production:

- Products without fatal errors: GOM_NL__2P/MPH/PRODUCT_ERR=0
- Valid point profile: GOM_NL__2P/NL_LOCAL_SPECIES_DENSITY/pcd(0)=0

The 'Criteria' is applied to valid points of dark limb products:

- Products in dark limb illumination condition: GOM_NL__2P/NL_SUMMARY_QUALITY/obs_ill_cond=0
- Products without fatal errors: GOM_NL__2P/MPH/PRODUCT_ERR=0
- Valid point profile: GOM_NL__2P/NL_LOCAL_SPECIES_DENSITY/pcd(0)=0

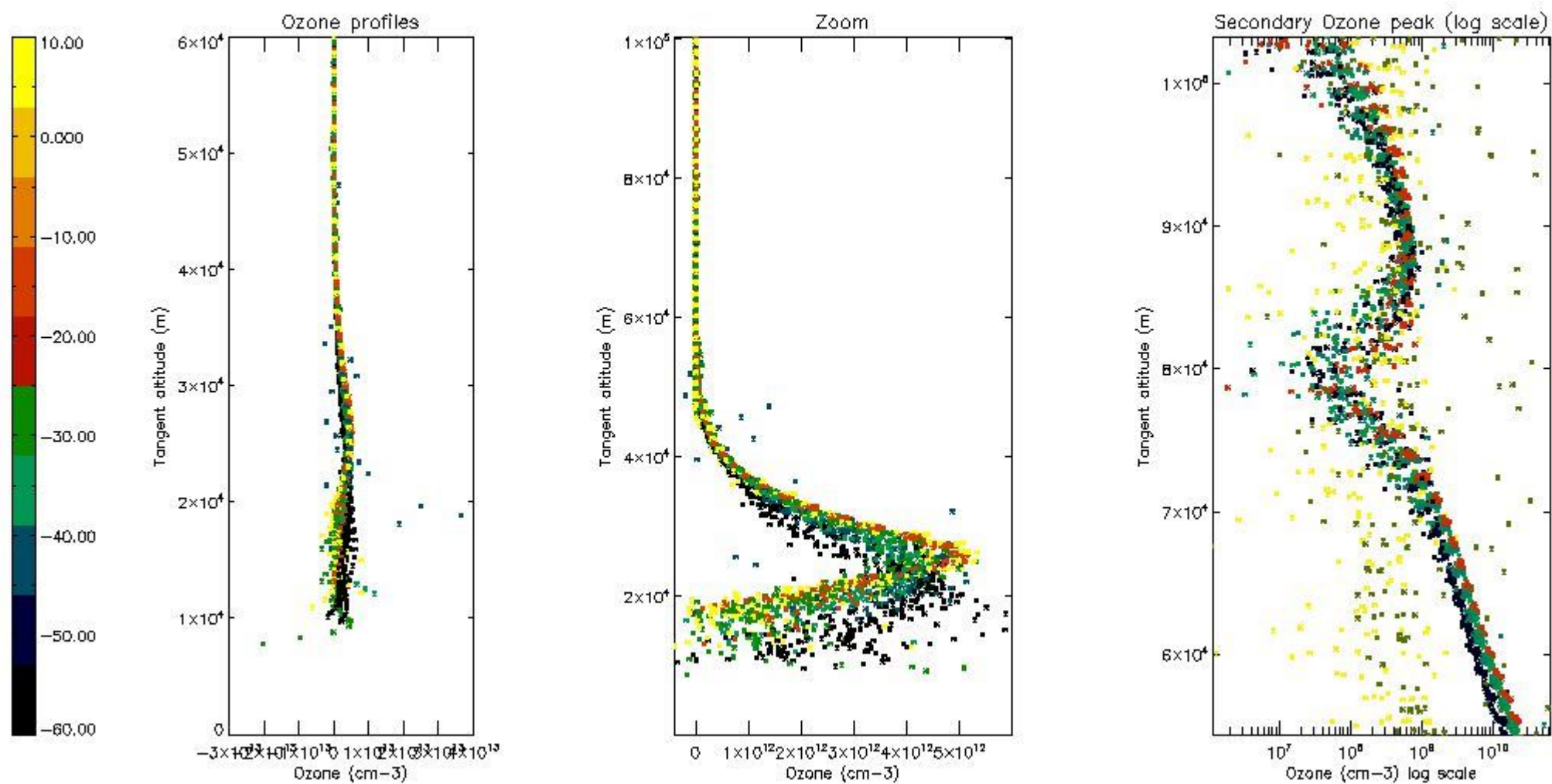
So, the table below shows the percentage of dark limb and valid observations for each criteria with respect to the overall valid daily observations.

Criteria	% of total production
All STD	25
STD < 20	14

STD < 10	11
STD < 5	7

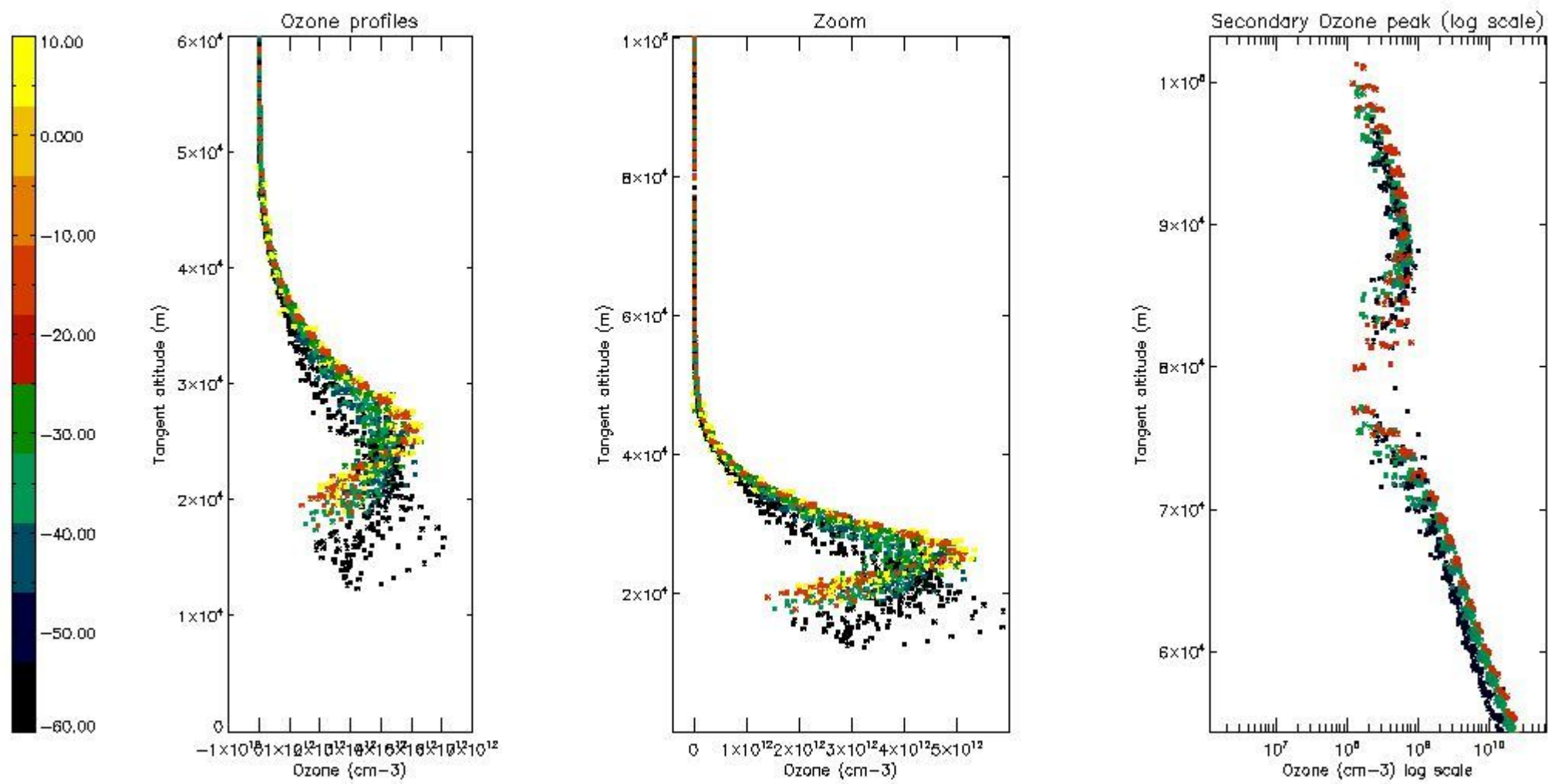
5.2 Plot ozone profiles for all STD (dark without errors)

The colorbar represents the latitude.



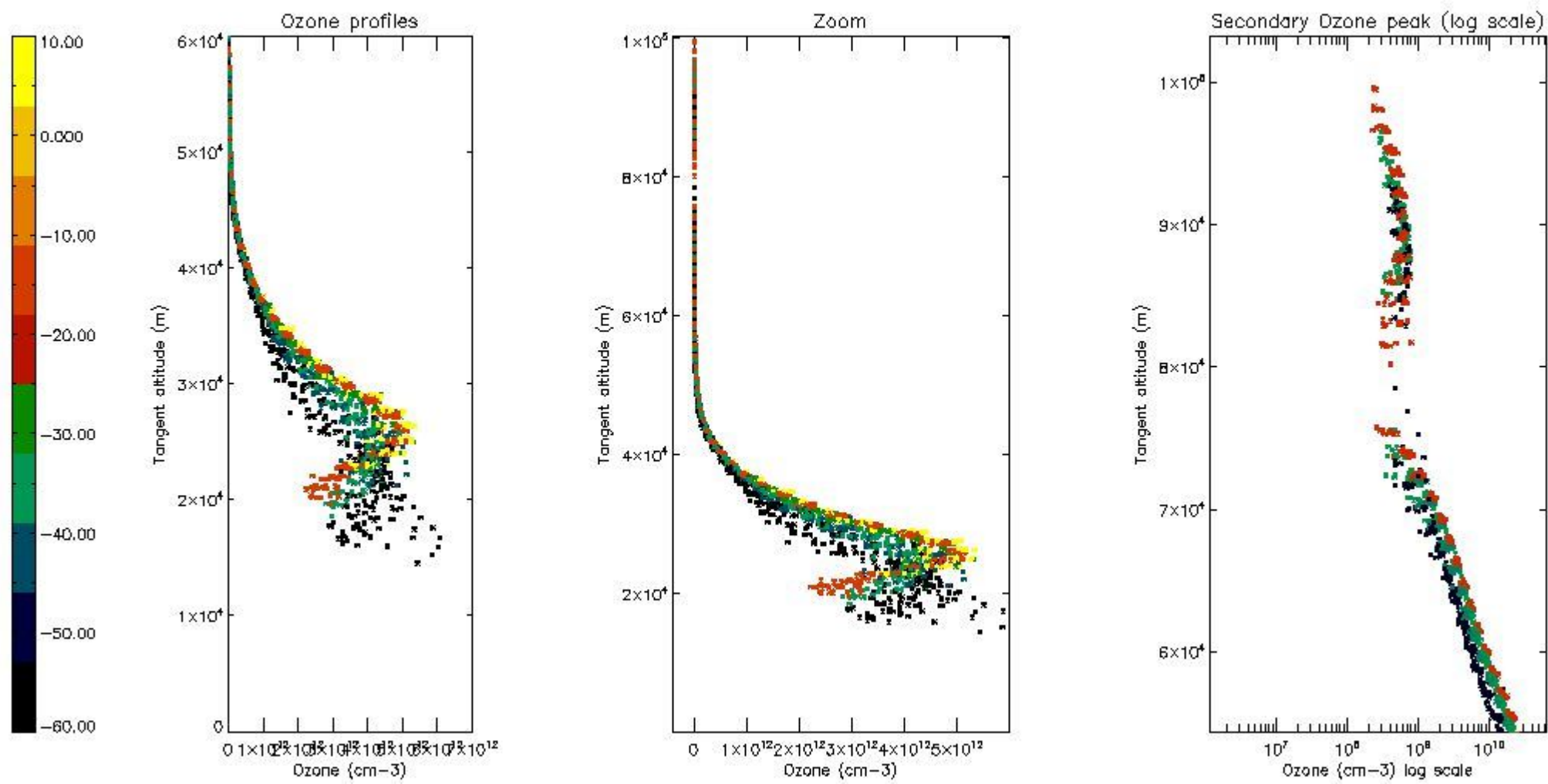
5.3 Plot ozone profiles where STD < 20% (dark without errors)

The colorbar represents the latitude.



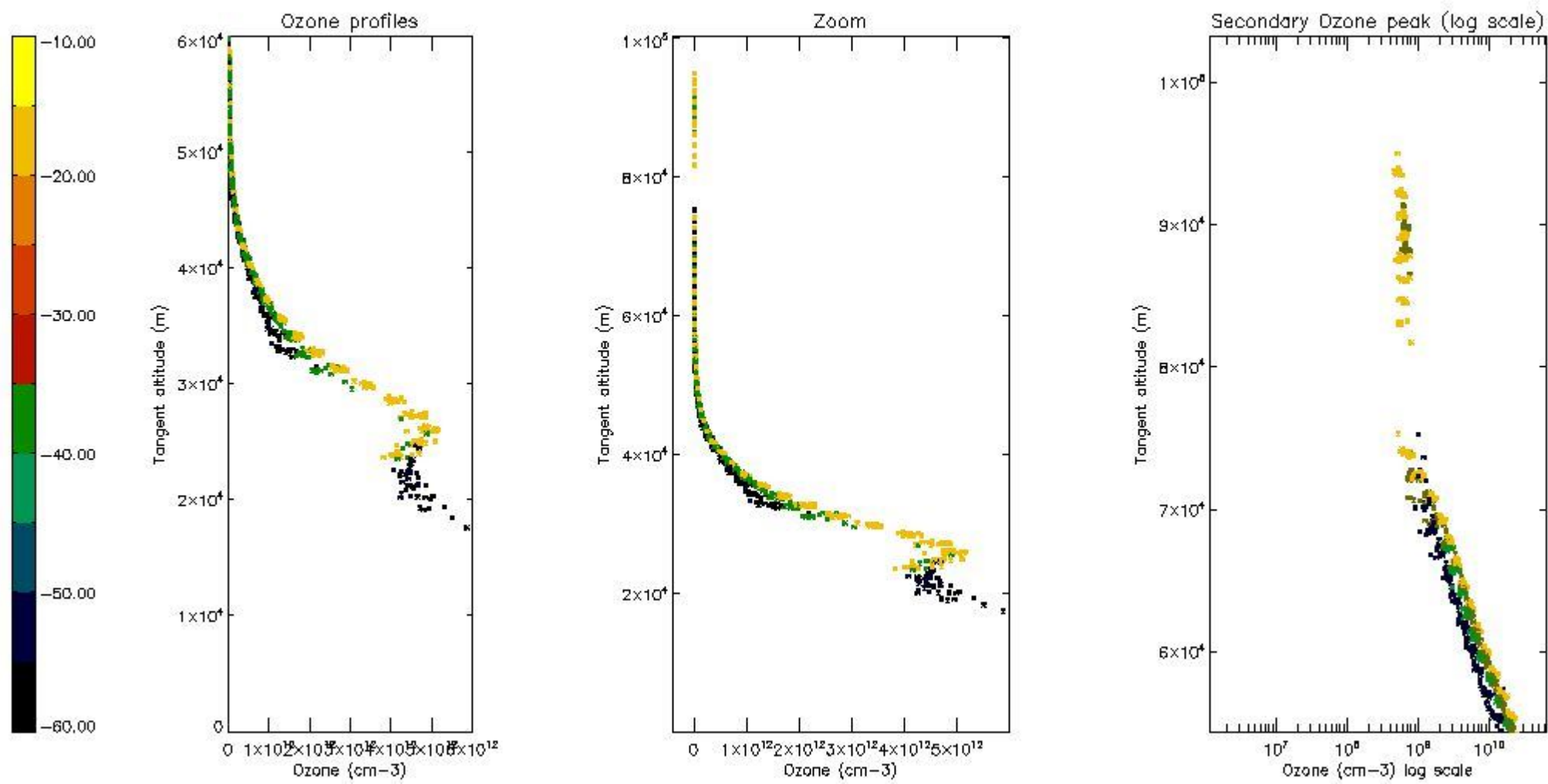
5.4 Plot ozone profiles where STD < 10% (dark without errors)

The colorbar represents the latitude.



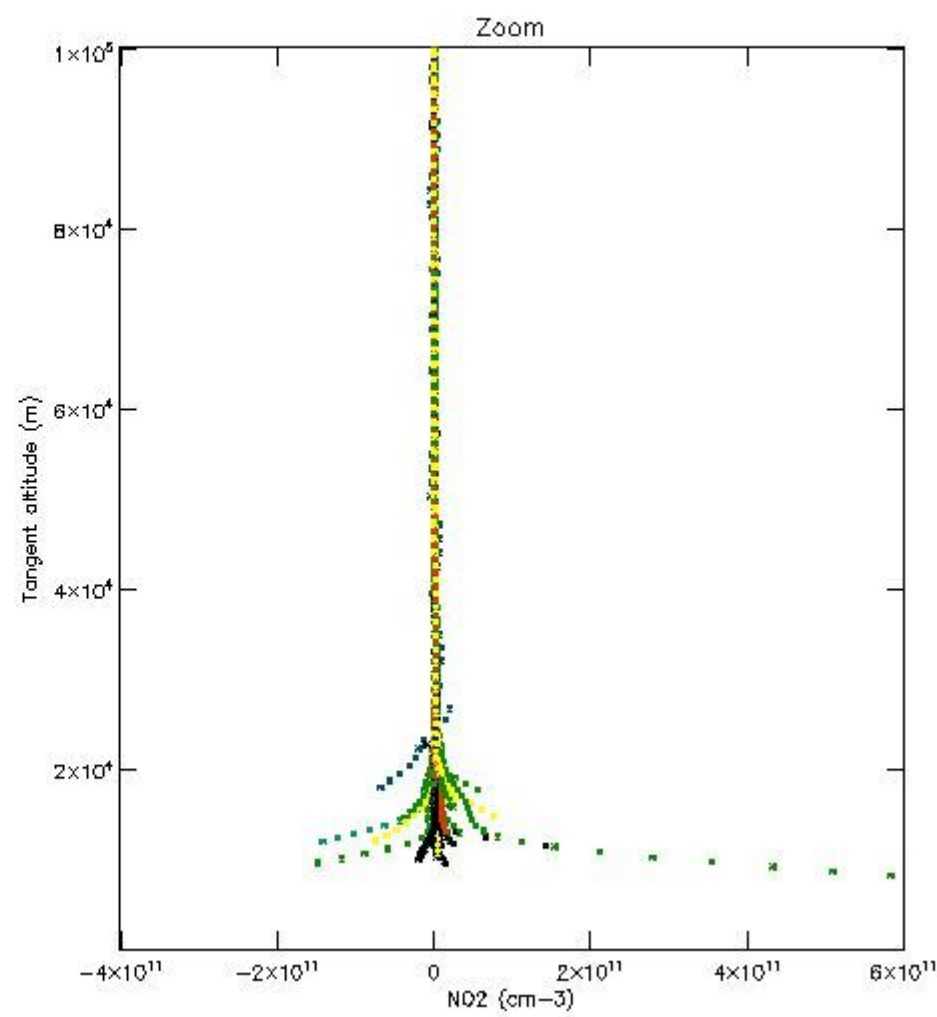
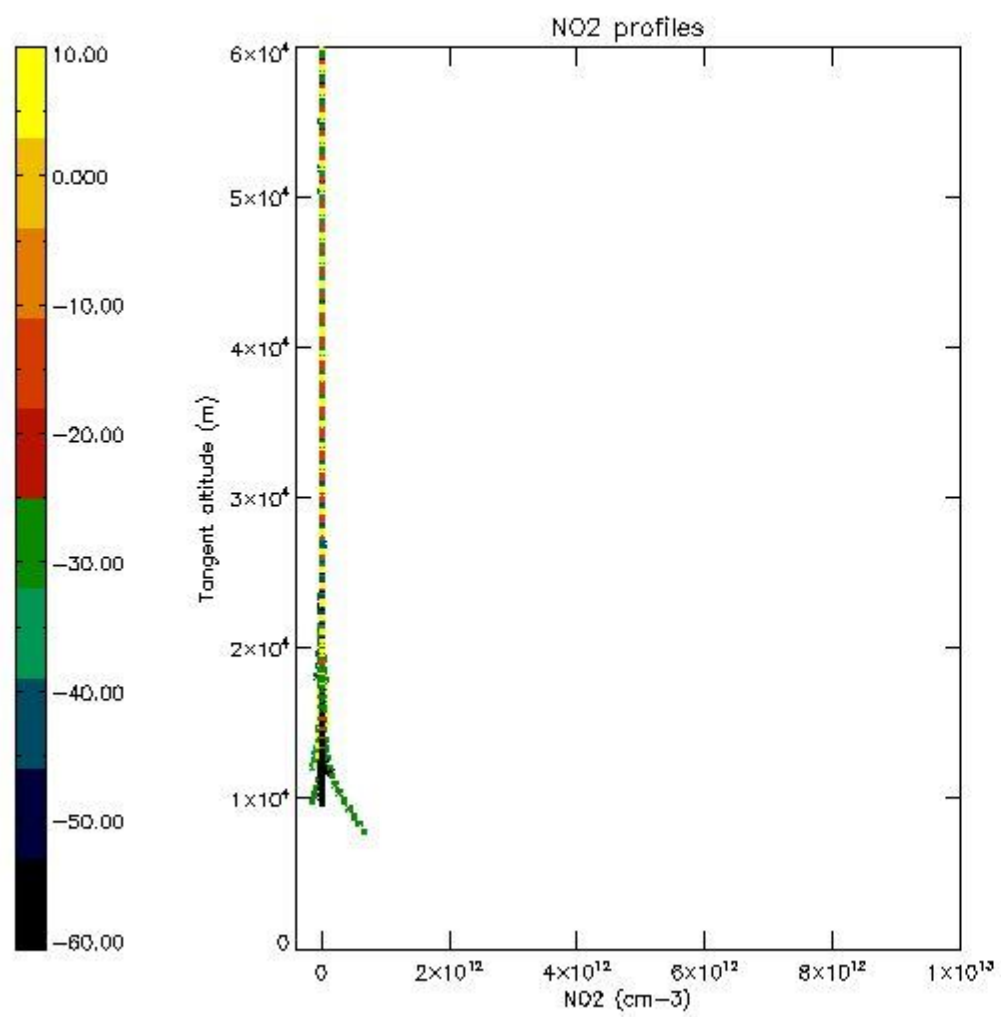
5.5 Plot ozone profiles where STD < 5% (dark without errors)

The colorbar represents the latitude.



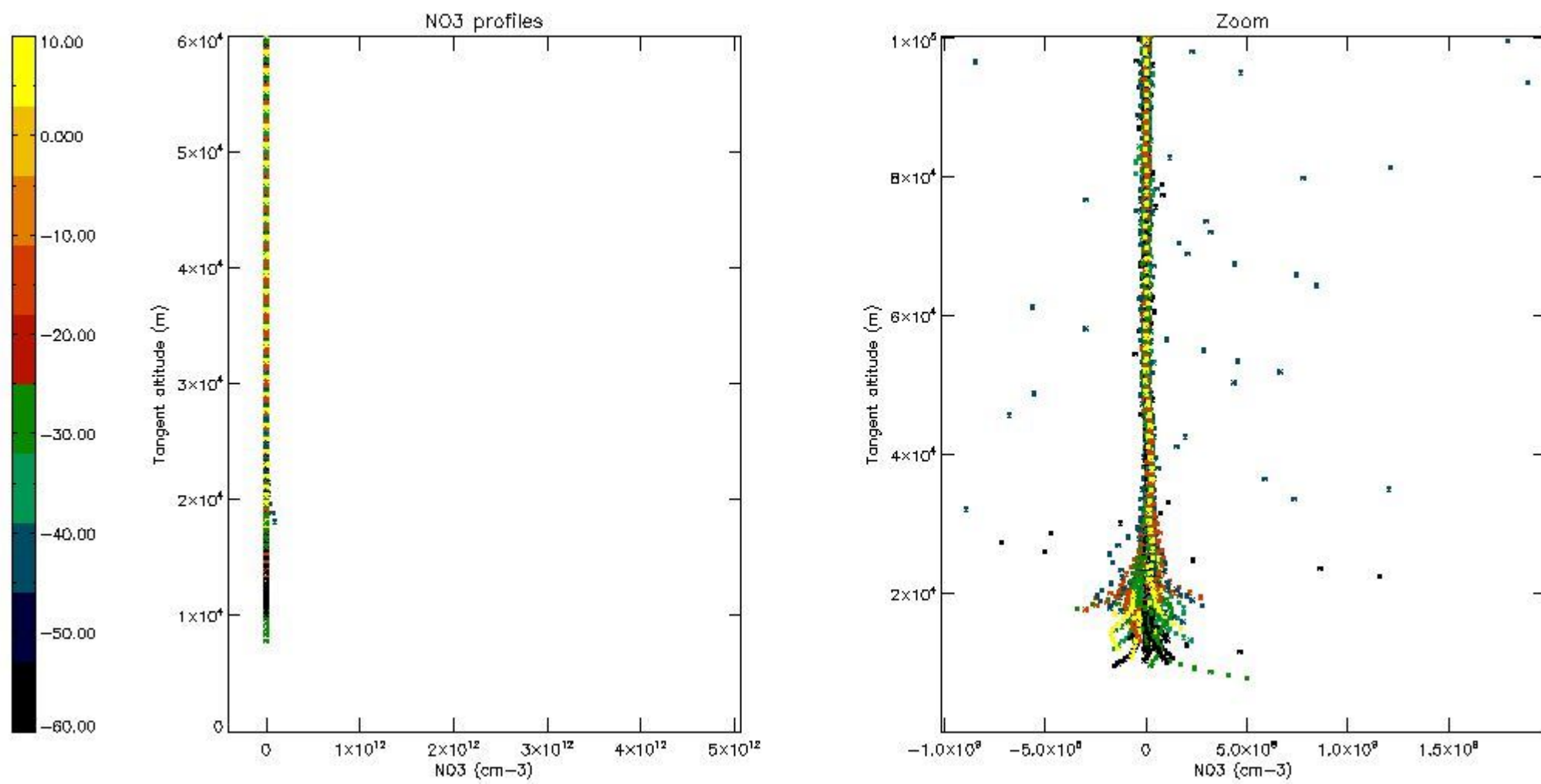
5.6 Plot NO₂ profiles for all STD (dark without errors)

The colorbar represents the latitude.



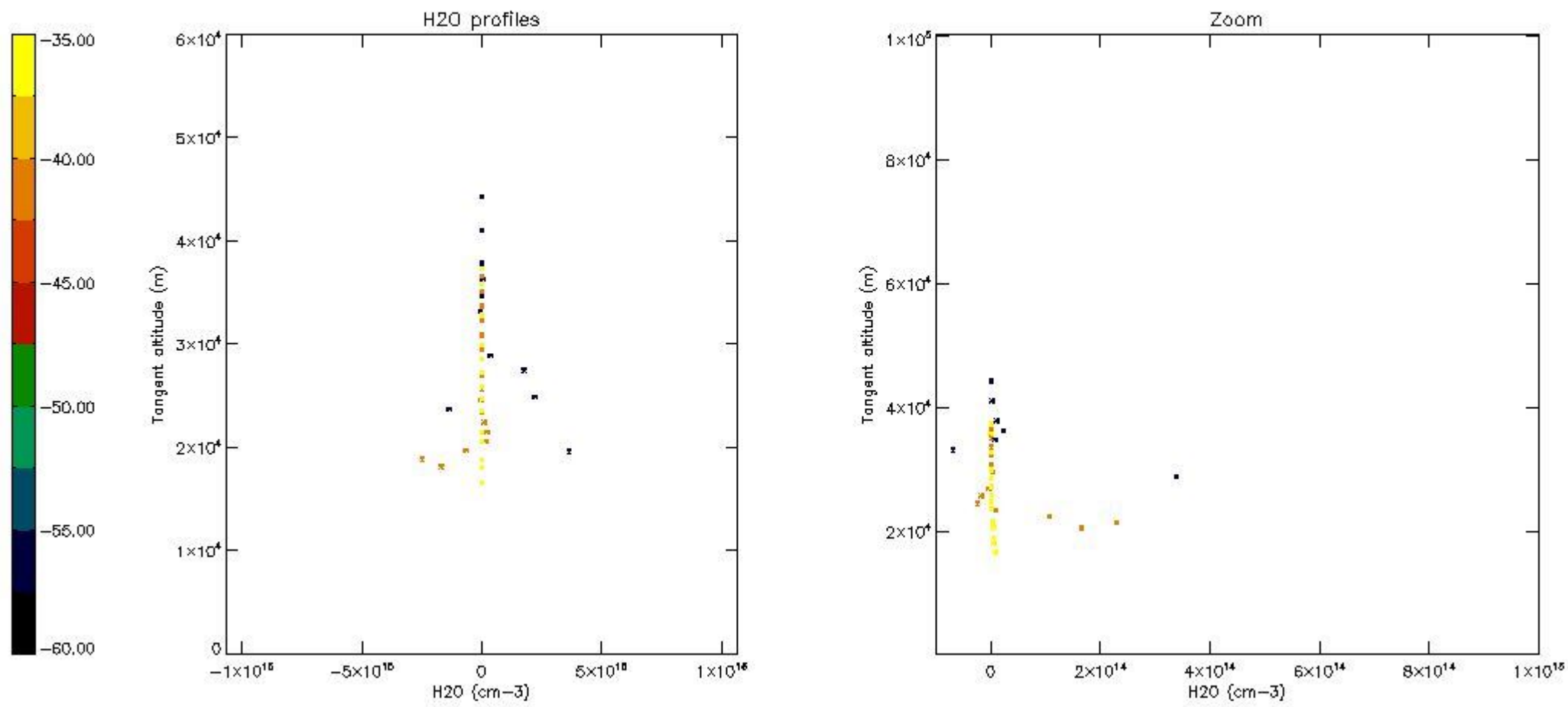
5.7 Plot NO3 profiles for all STD (dark without errors)

The colorbar represents the latitude.



5.8 Plot H₂O profiles for all STD (only for occultations of stars 1,2,3,4,13,14,16,26,63 dark without errors)

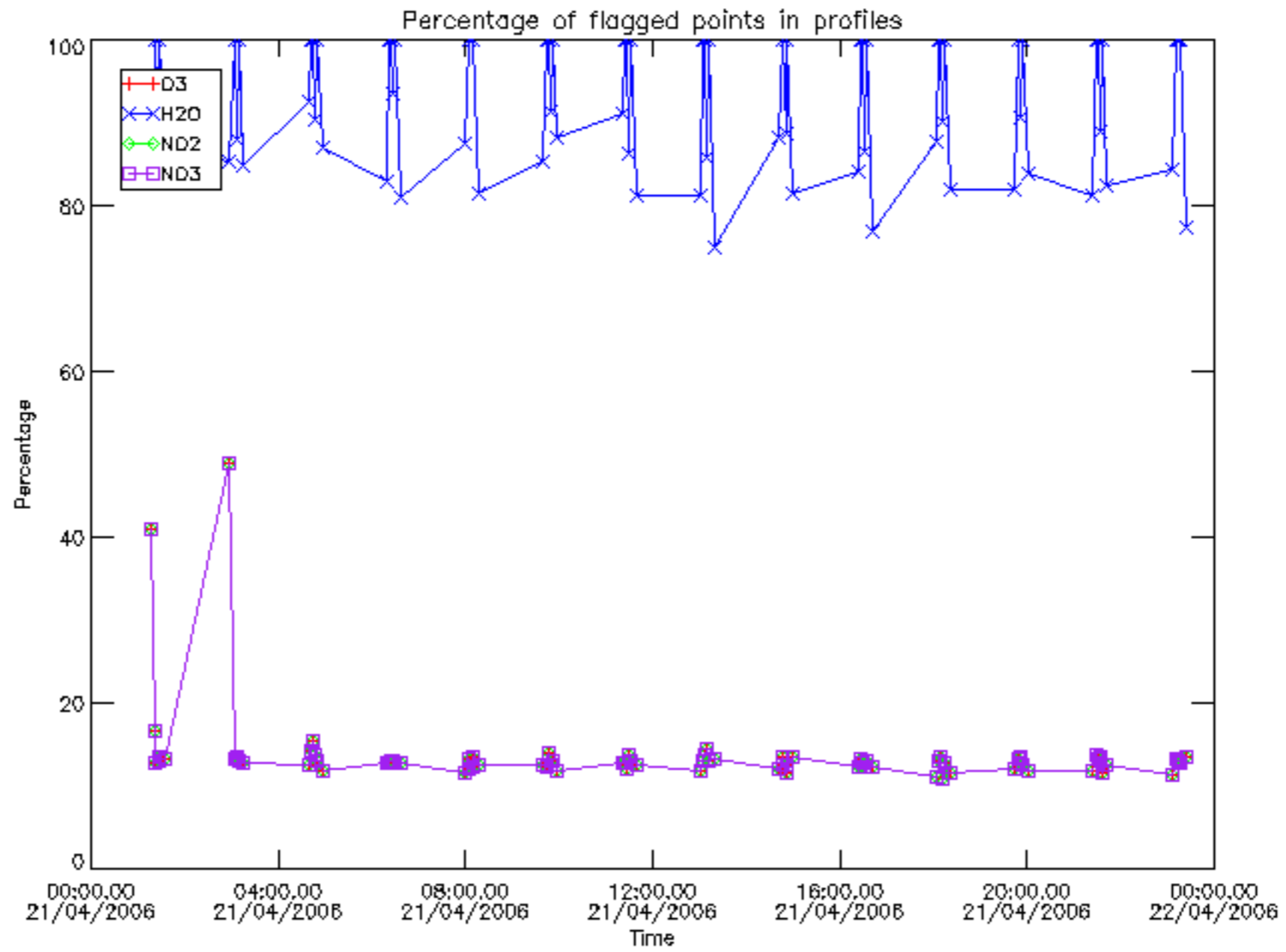
The colorbar represents the latitude.



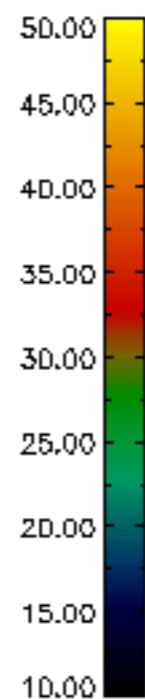
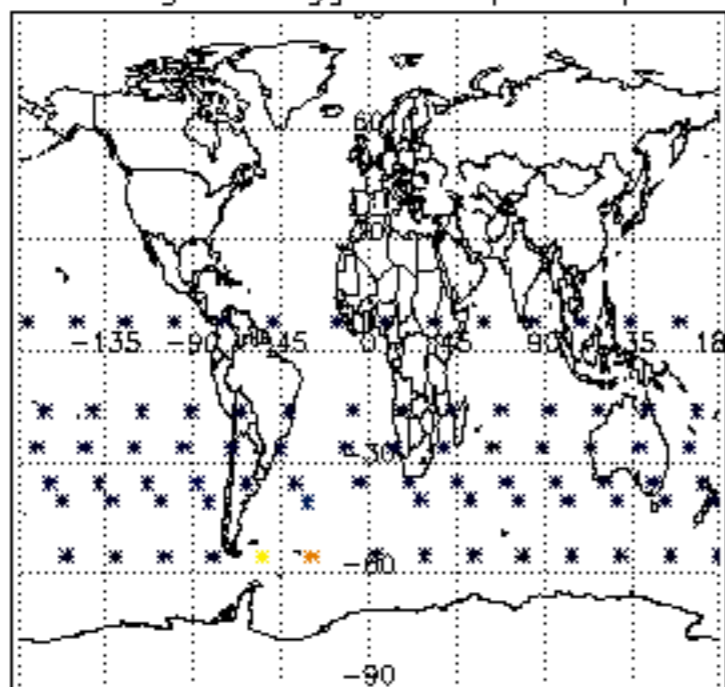
6. Auxiliary Data Files used for the production reported in section 2

The number reported in the third column indicates since which file (see list in section 2) the corresponding auxiliary file has been used. The fourth column is the date of those product files.

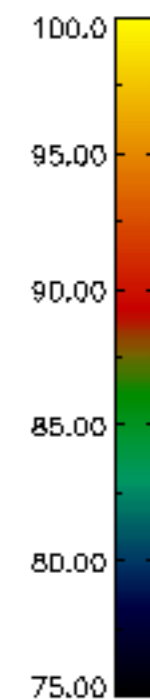
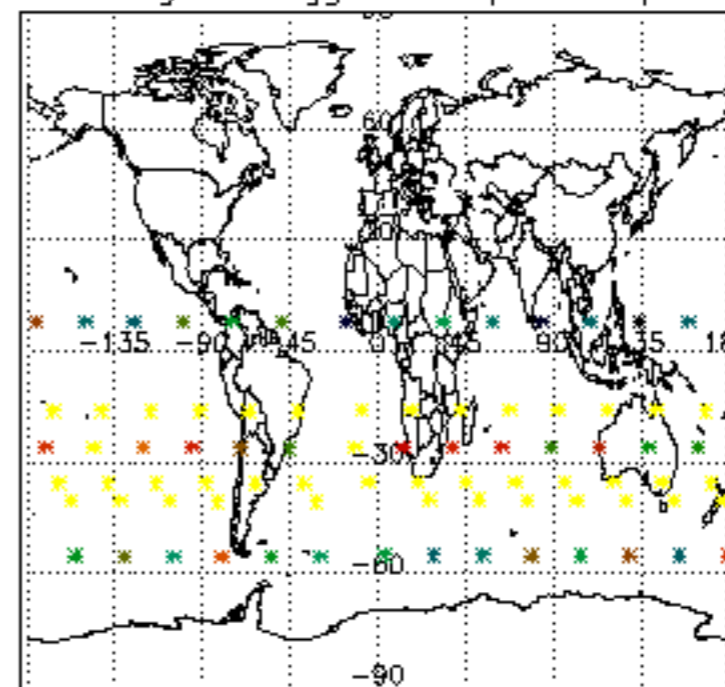
Type	Auxiliary Filename	Used since product	Used since product date
INST_PHYS_CHARACTERISTICS	GOM_INS_AXVIEC20091111_143220_20030716_120000_20500101_000000	1	21-APR-2006 00:02:18
LEVEL-2_PROC_CONFIG	GOM_PR2_AXVIEC20091111_152718_20020301_000000_20500101_000000	1	21-APR-2006 00:02:18
CROSS_SECTIONS_FILE	GOM_CRS_AXVIEC20091111_154832_20020301_000000_20500101_000000	1	21-APR-2006 00:02:18



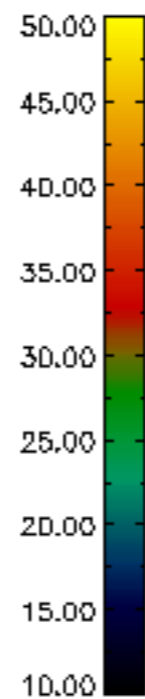
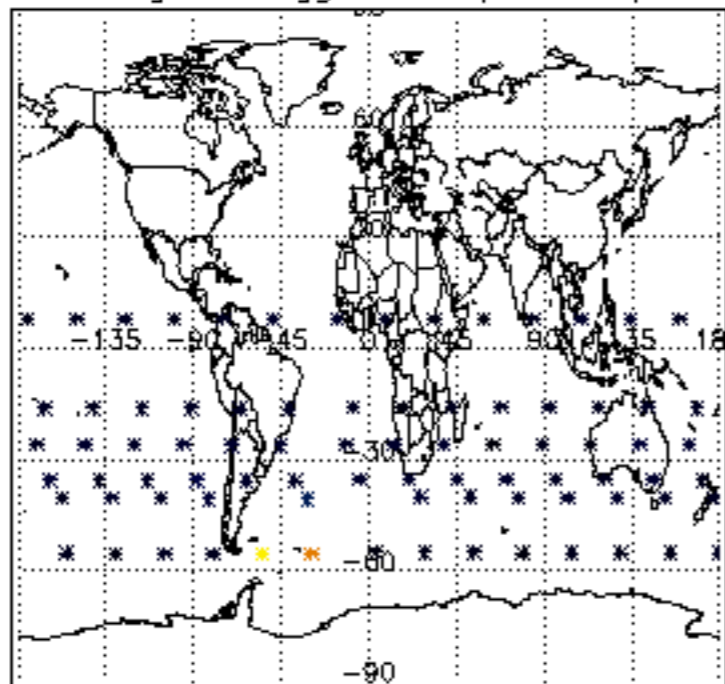
Percentage of flagged data per D3 profile



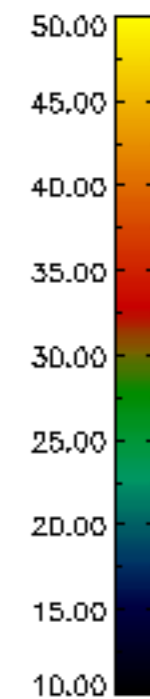
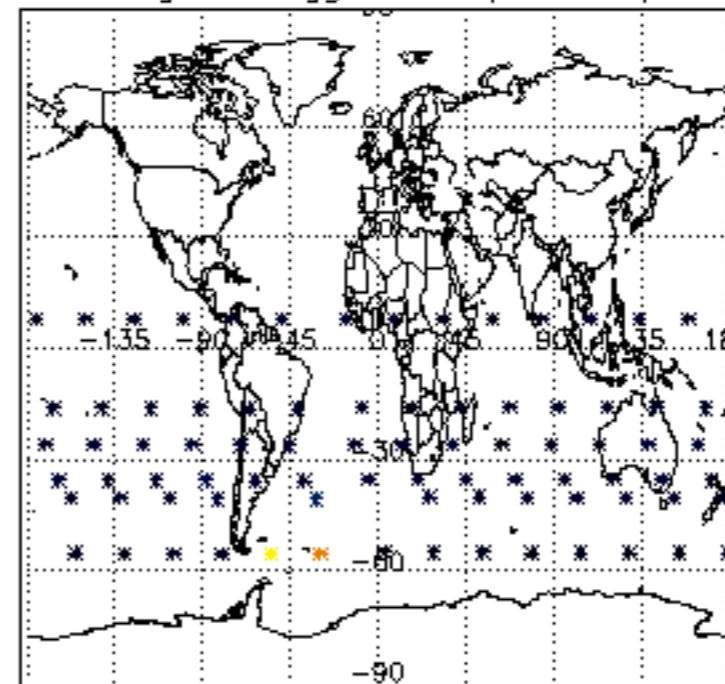
Percentage of flagged data per H2O profile

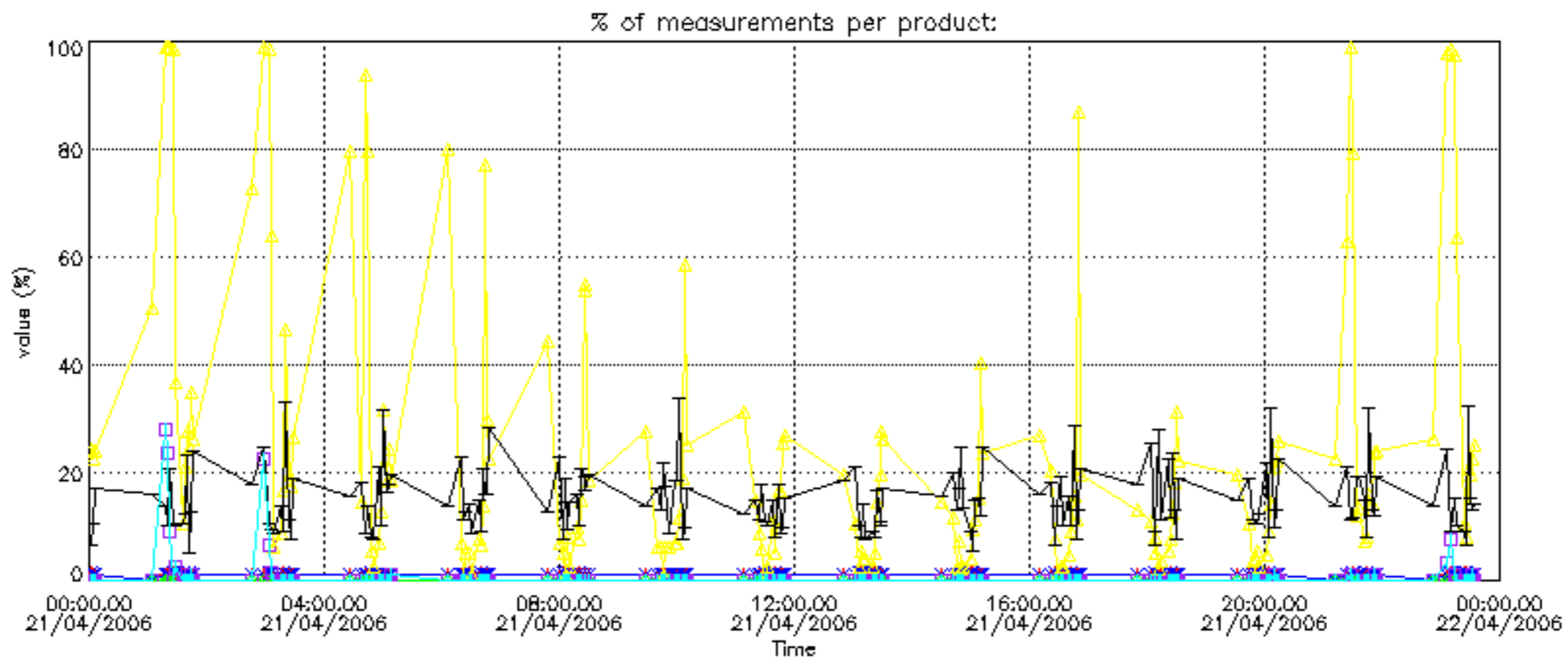


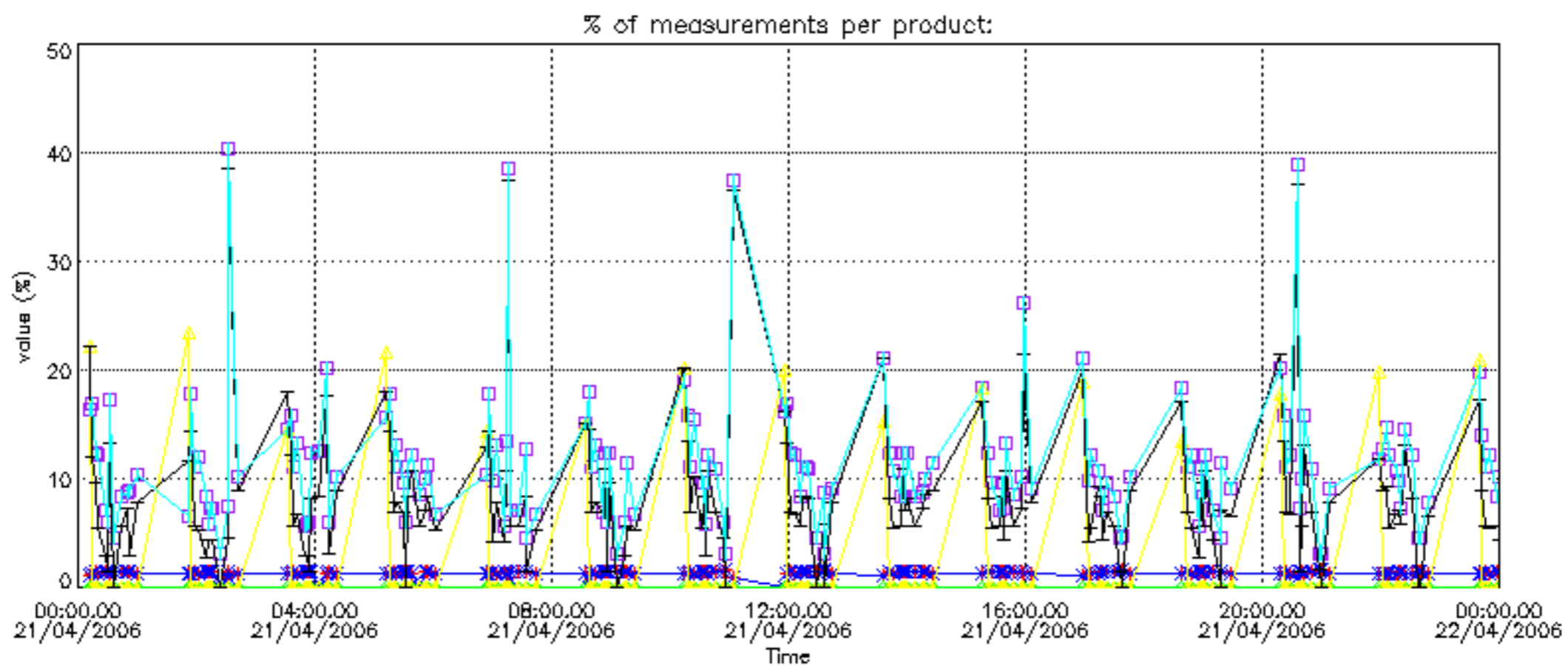
Percentage of flagged data per NO2 profile



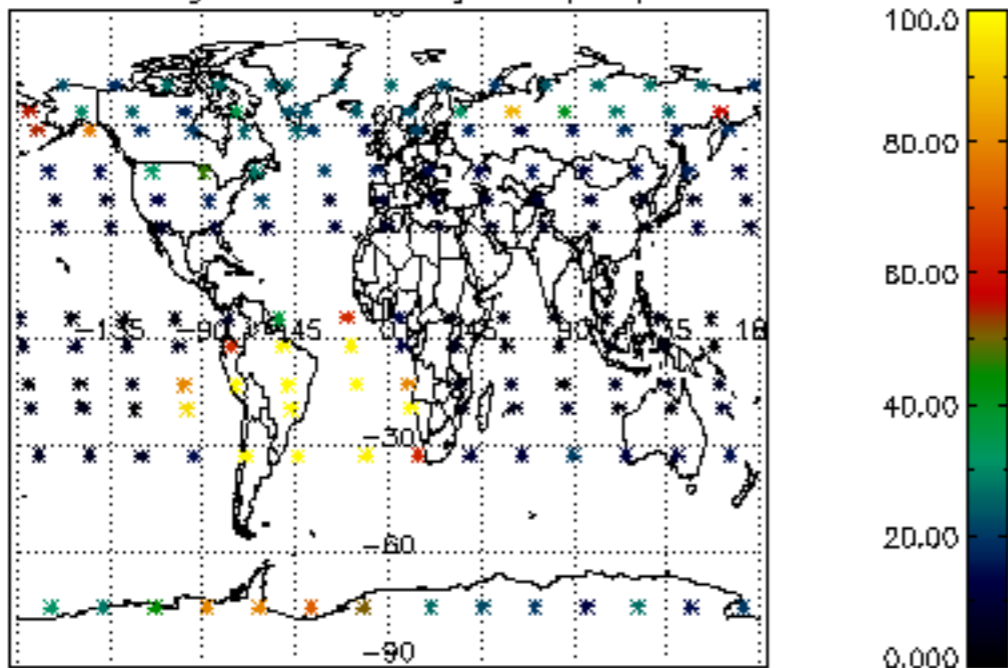
Percentage of flagged data per NO3 profile



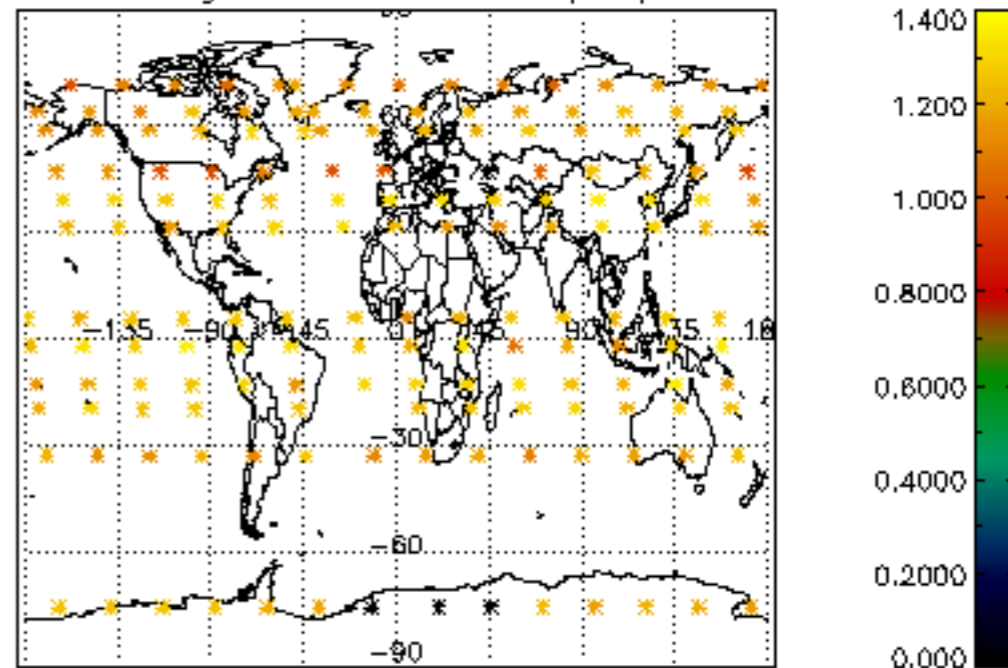




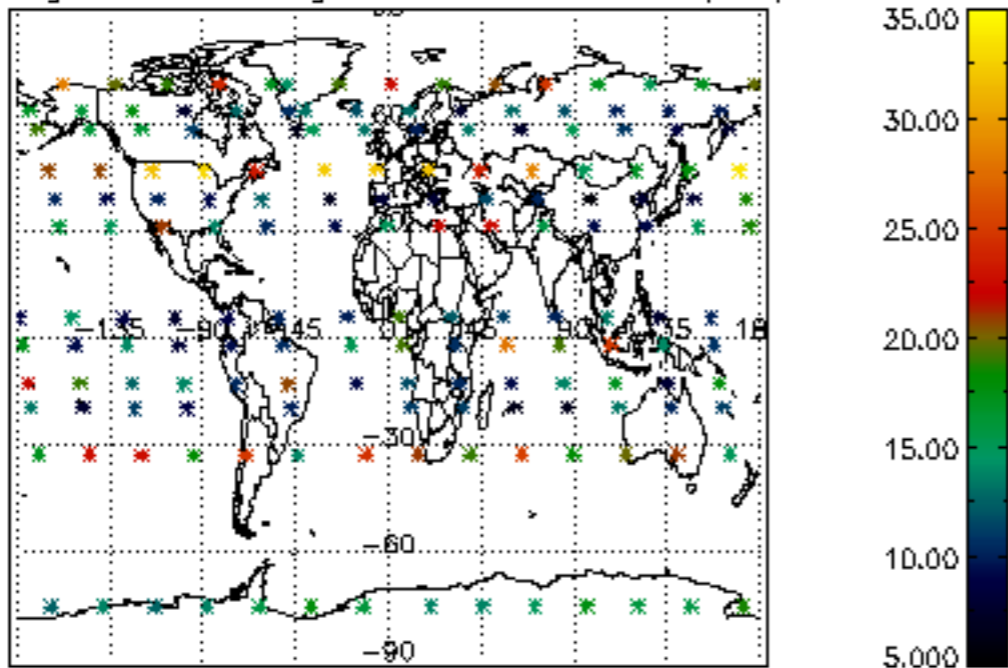
Percentage of cosmic ray hits per profile



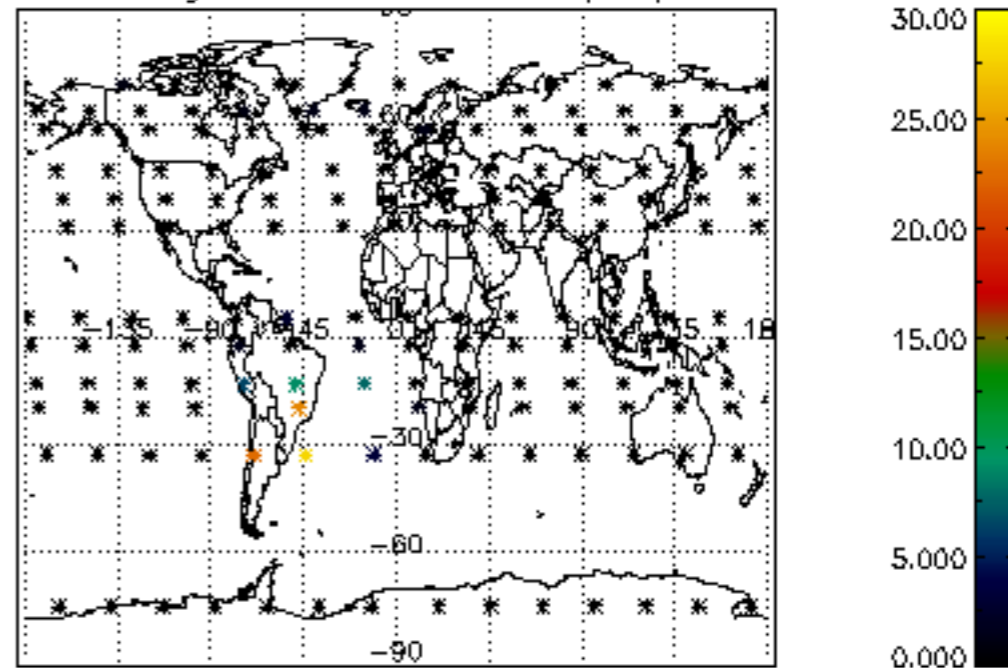
Percentage of datation errors per profile



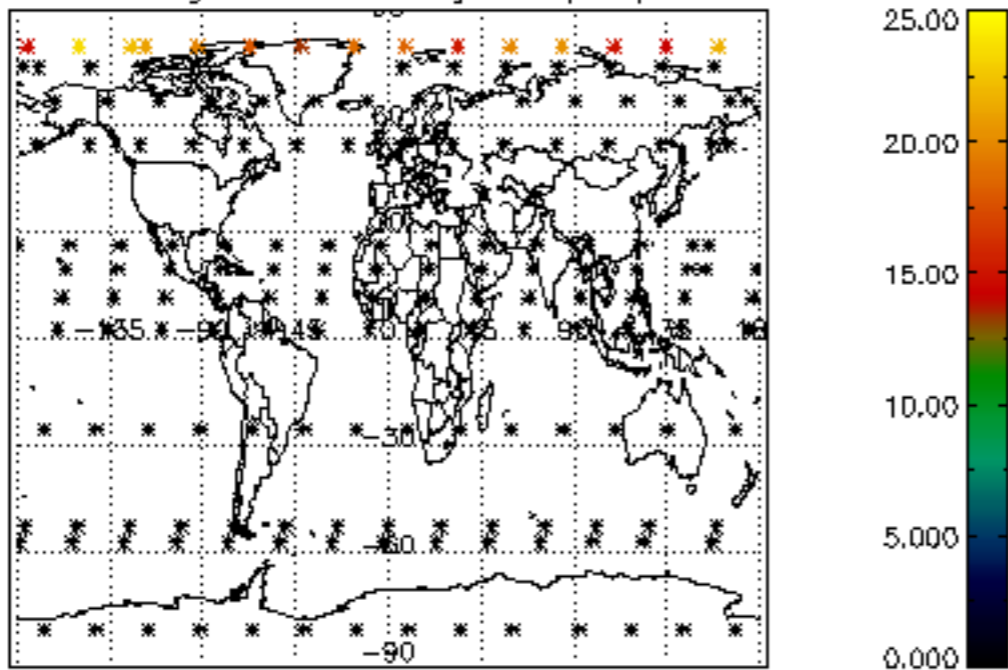
Percentage of star falling outside central band per profile



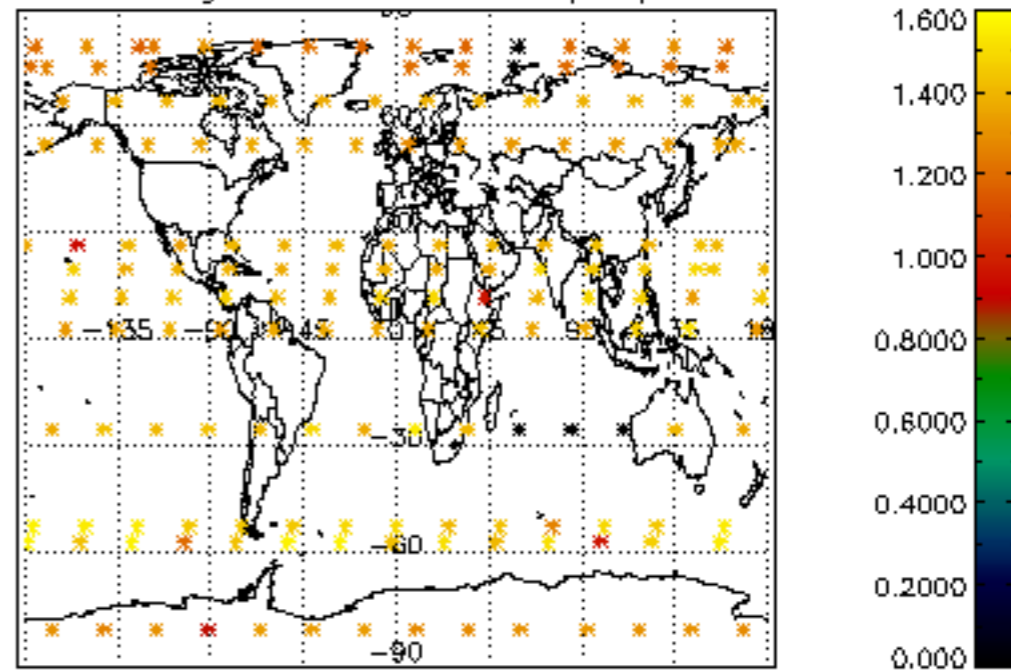
Percentage of saturation errors per profile



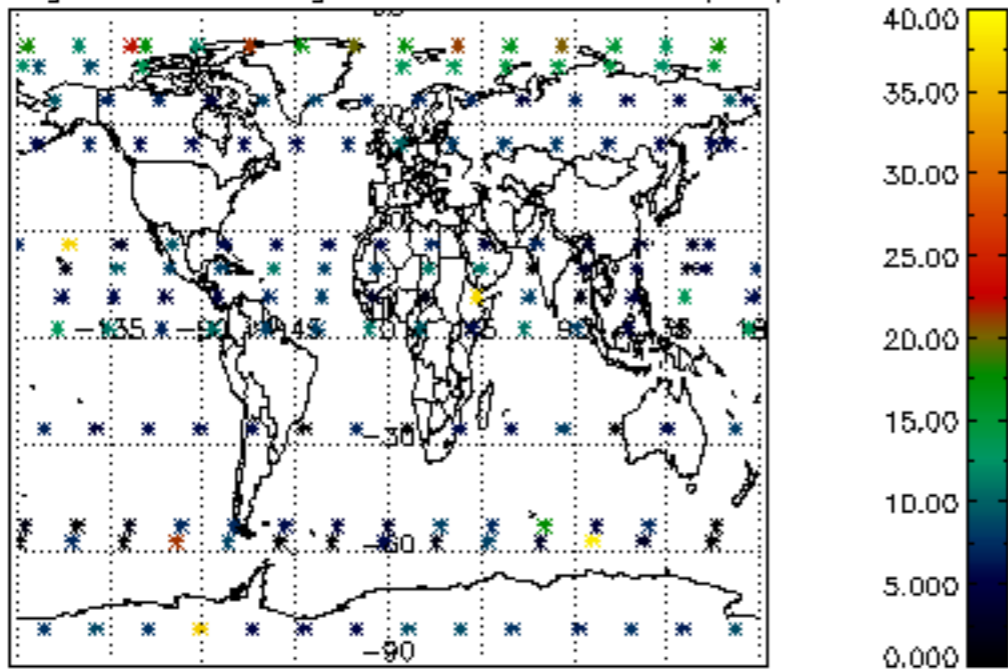
Percentage of cosmic ray hits per profile



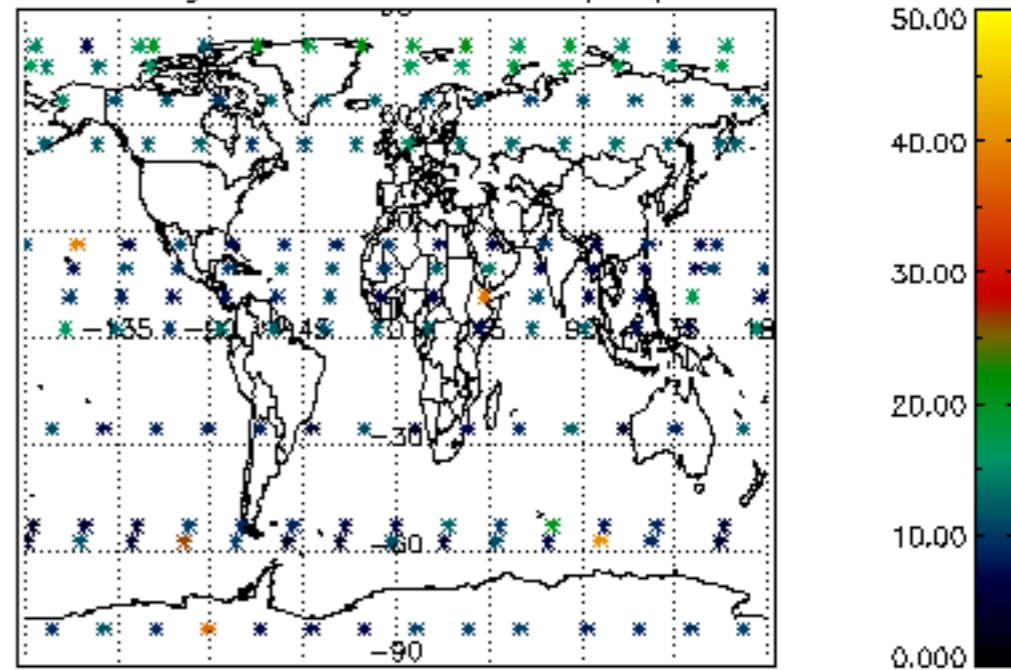
Percentage of datation errors per profile

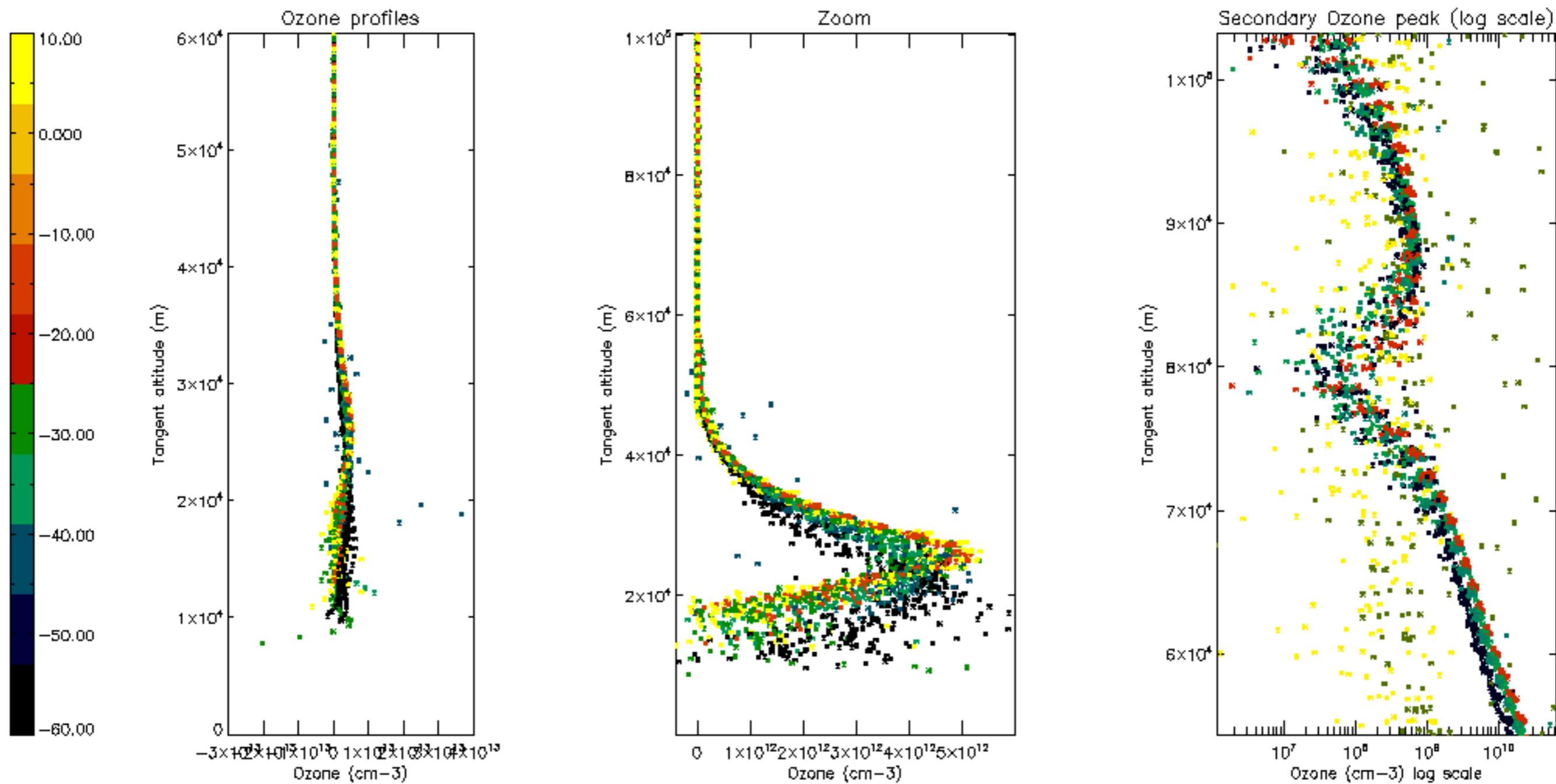


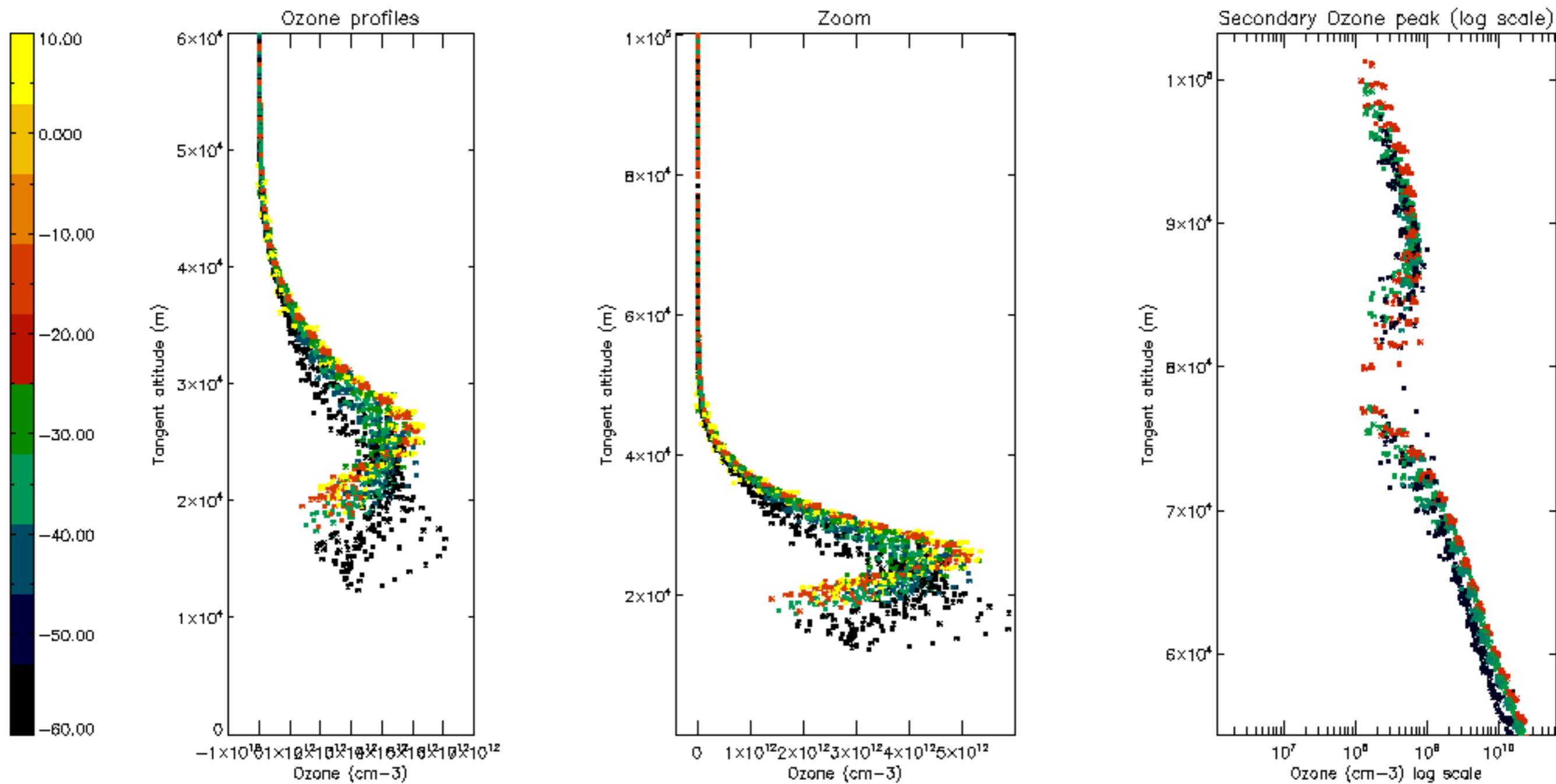
Percentage of star falling outside central band per profile

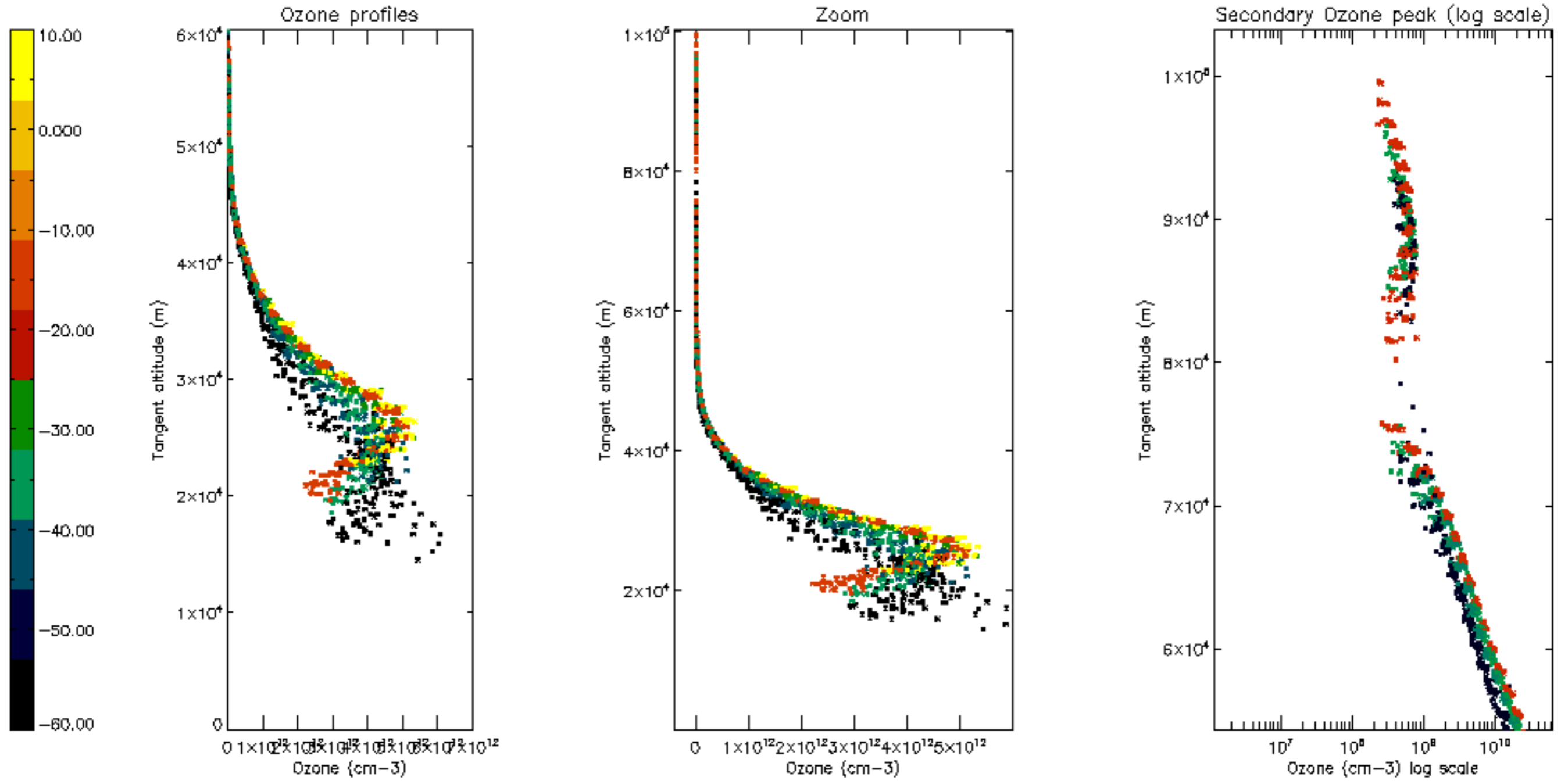


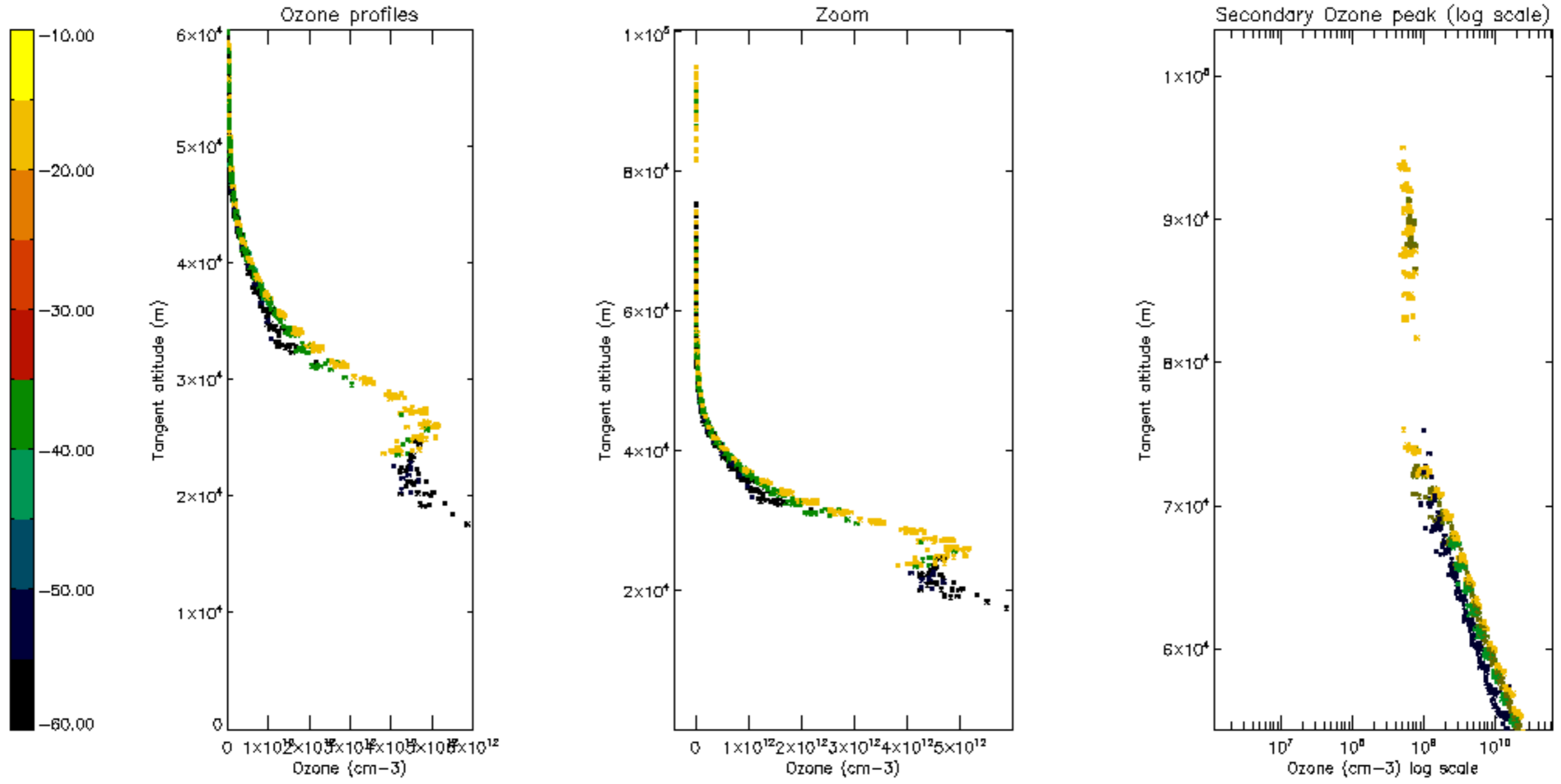
Percentage of saturation errors per profile

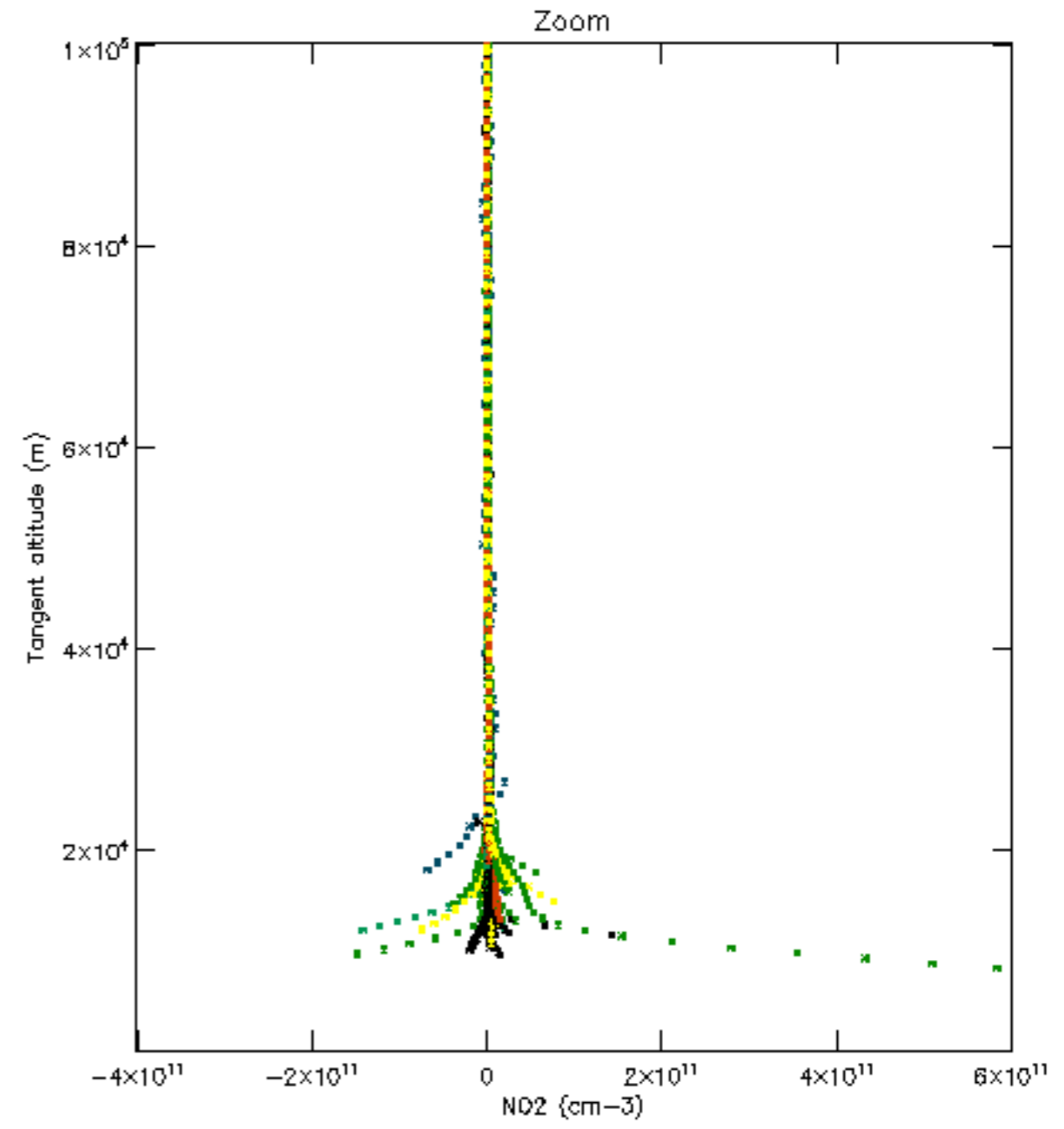
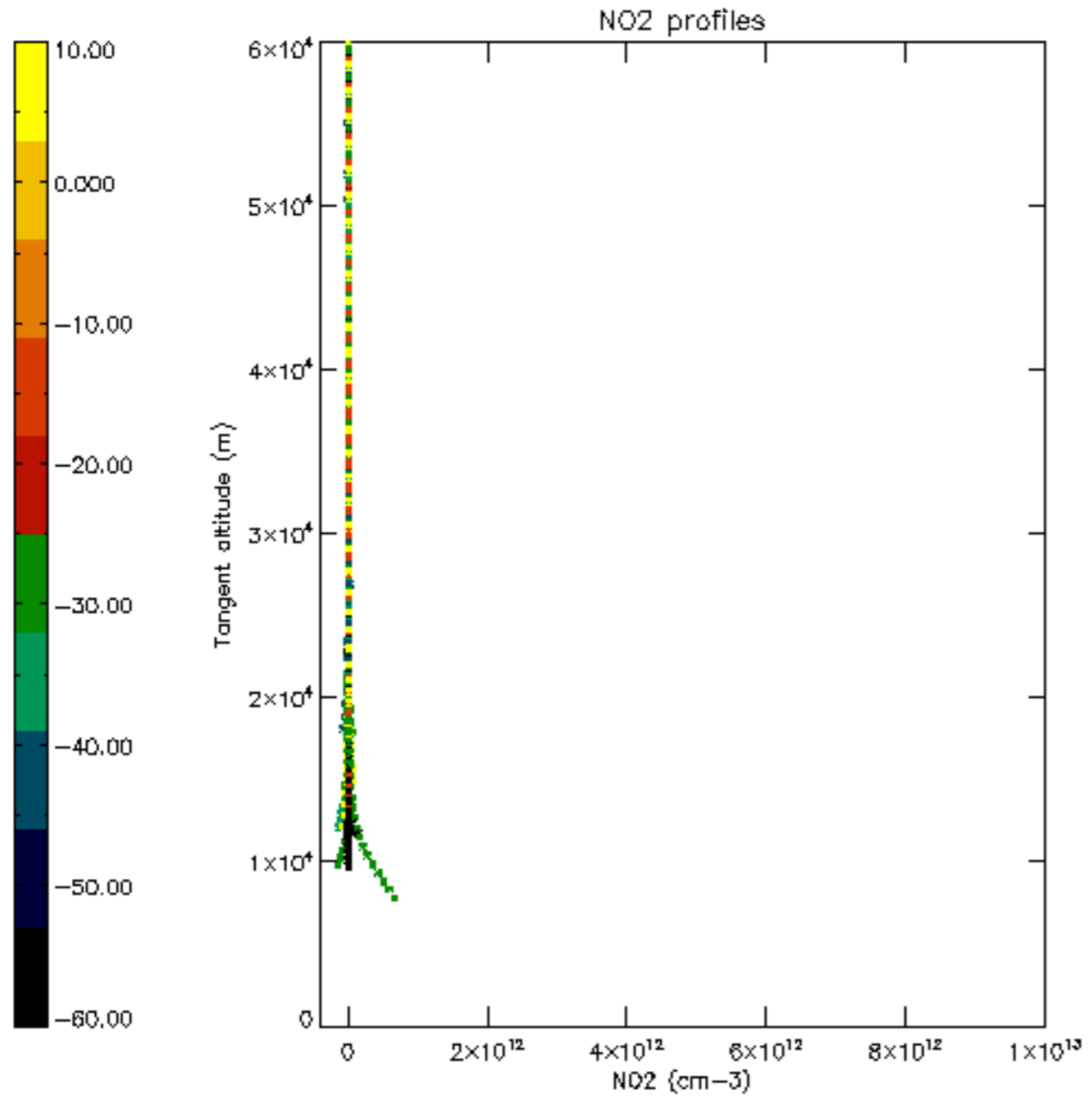


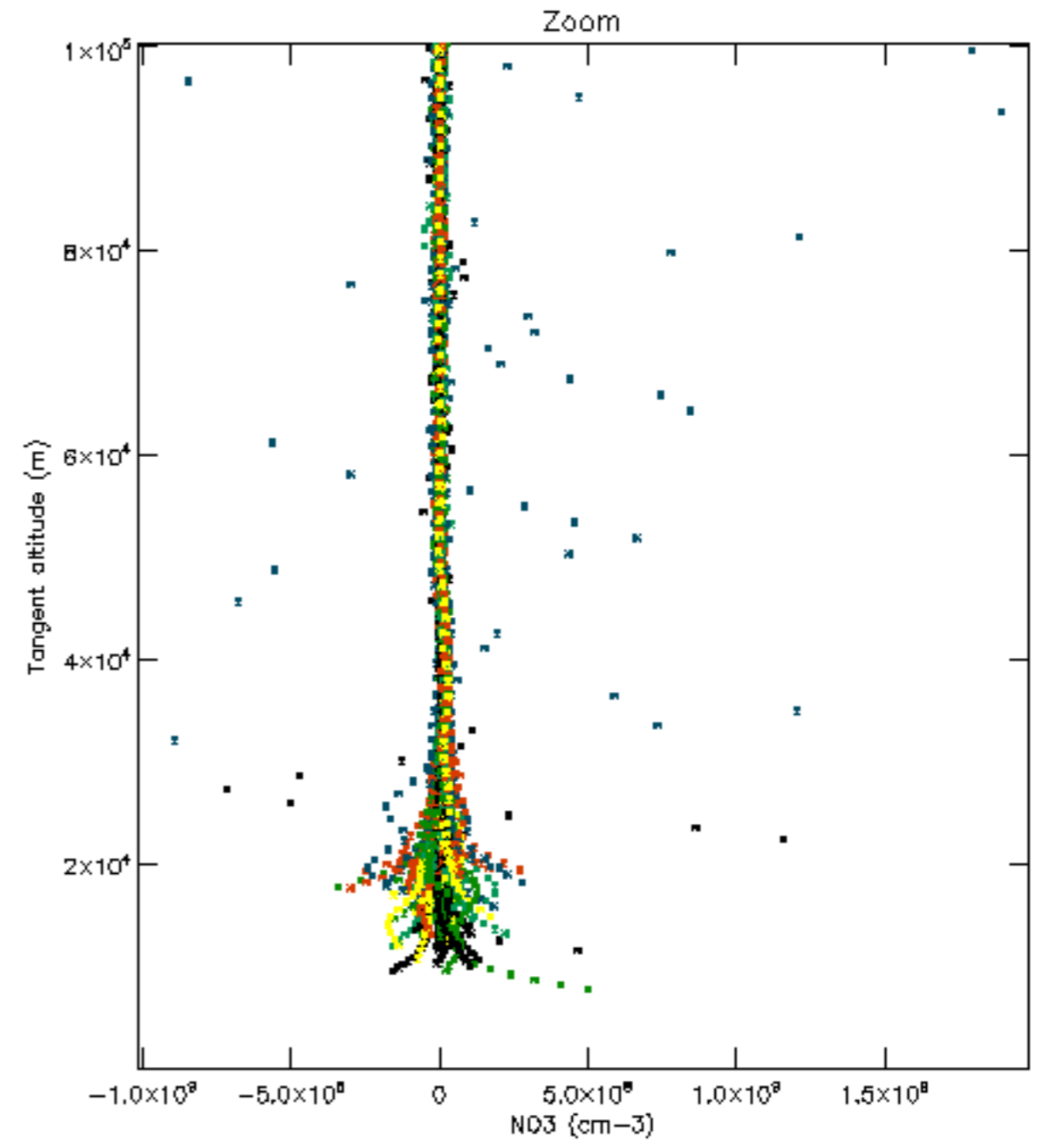
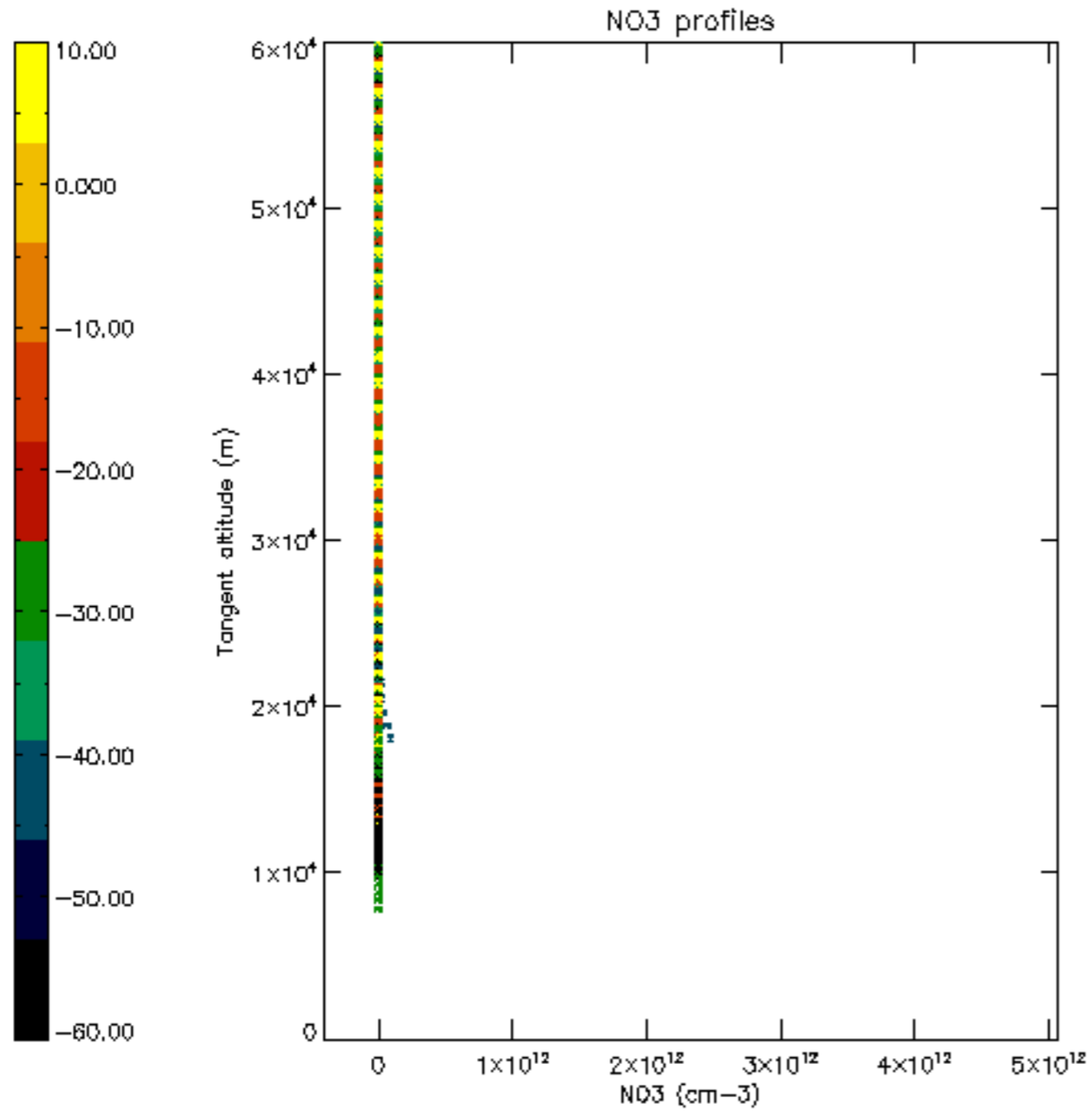


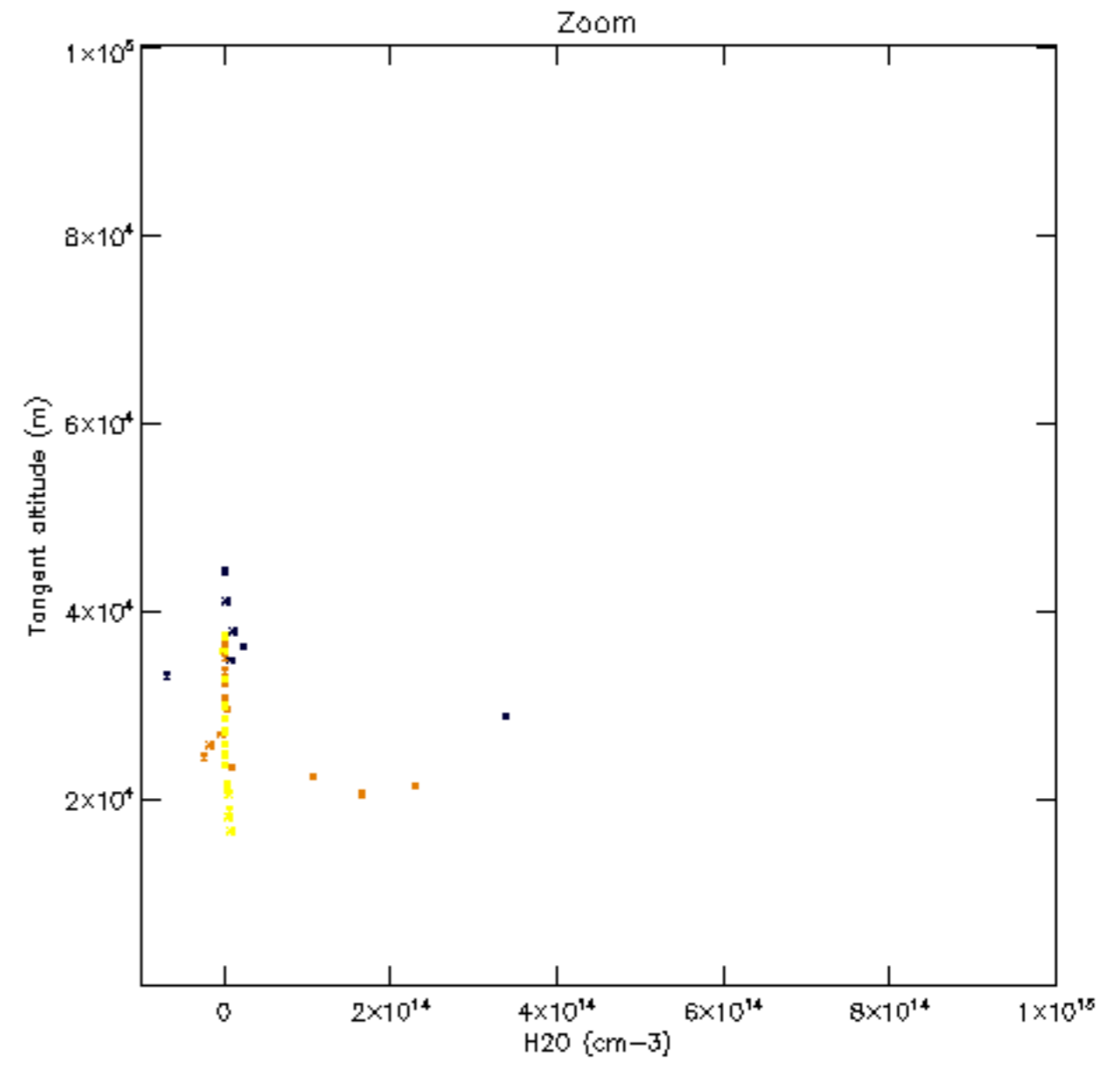
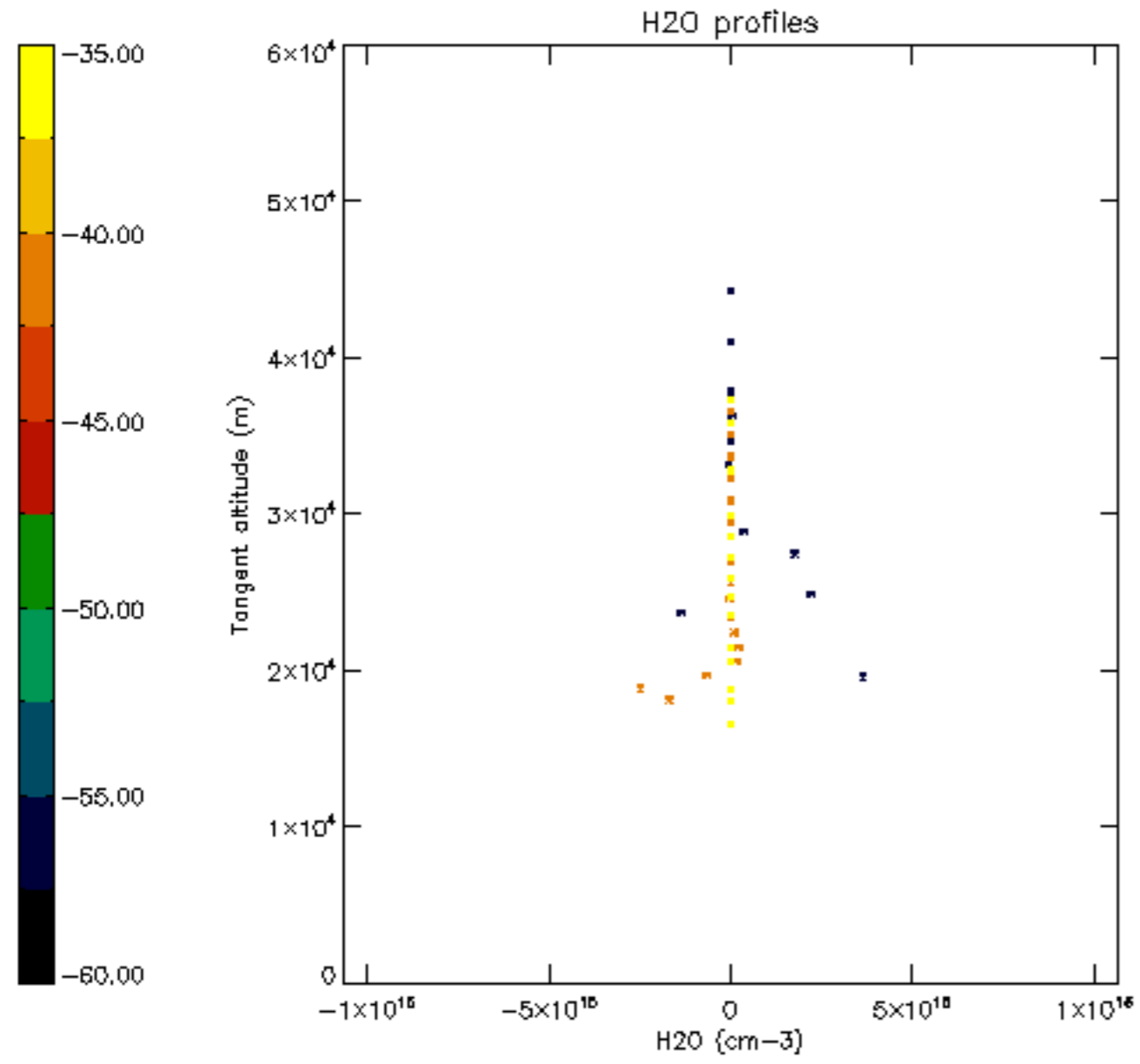


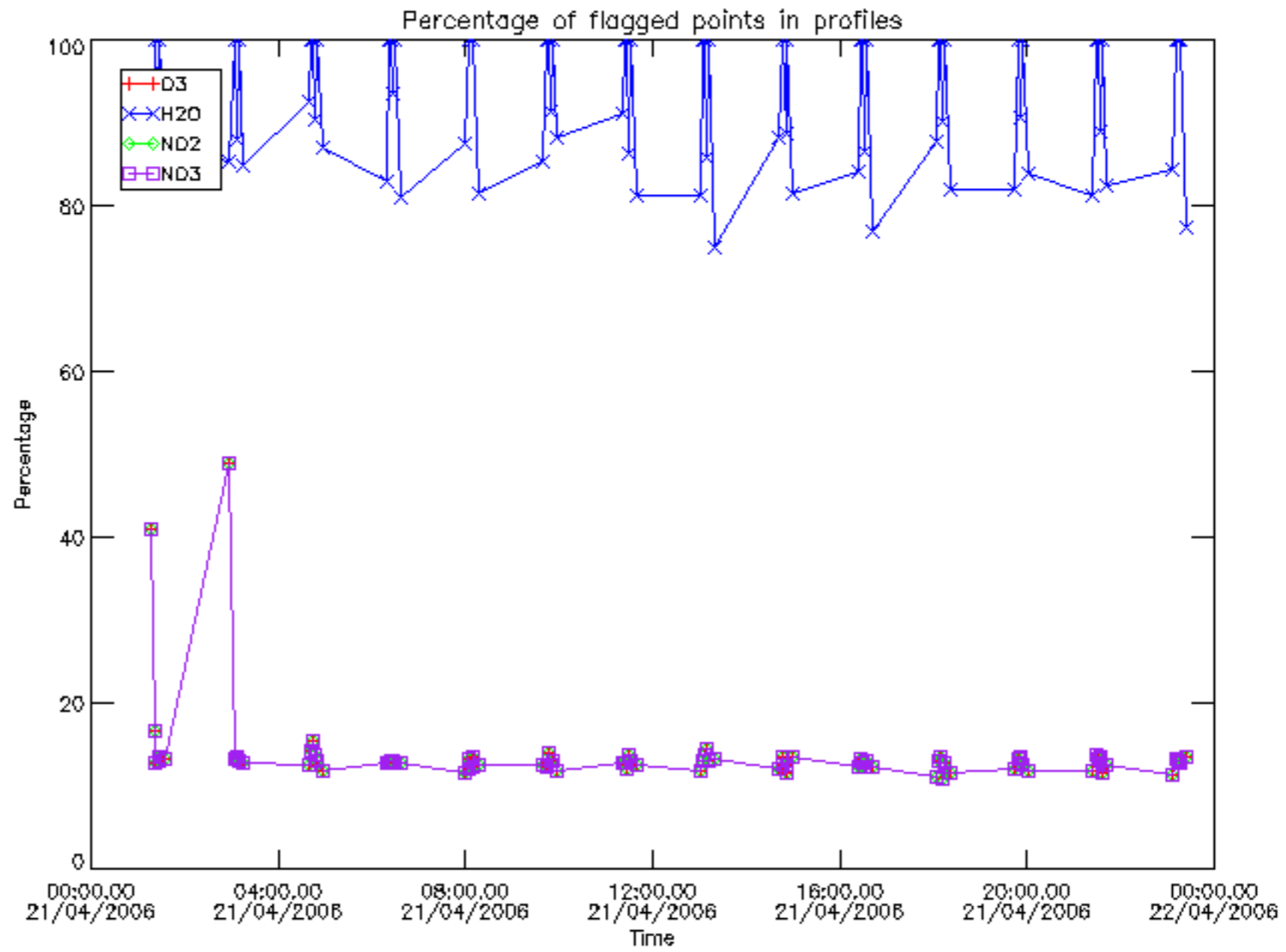




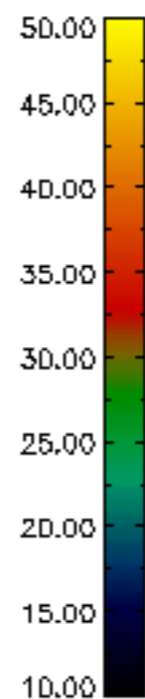
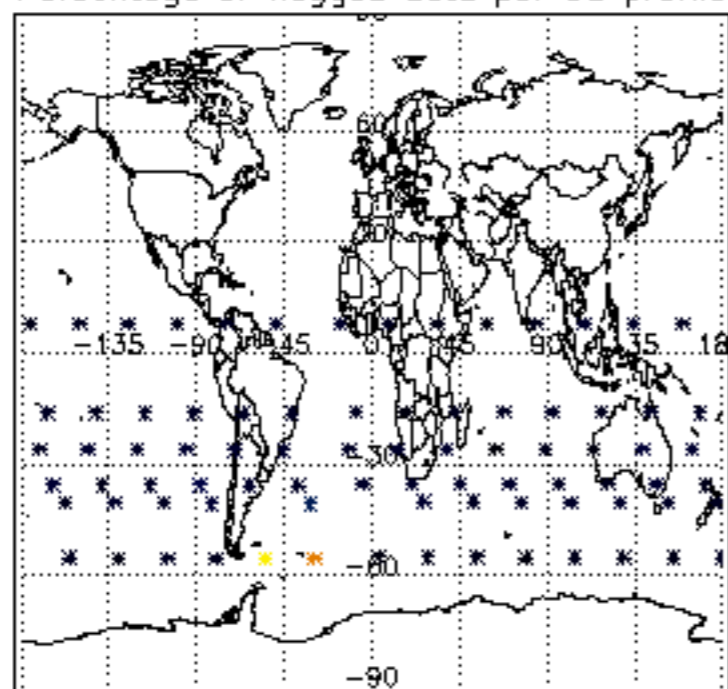




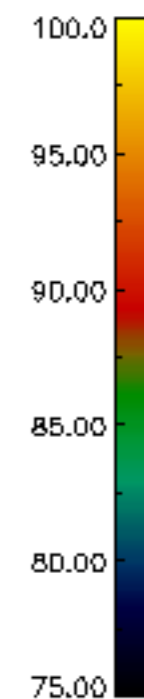
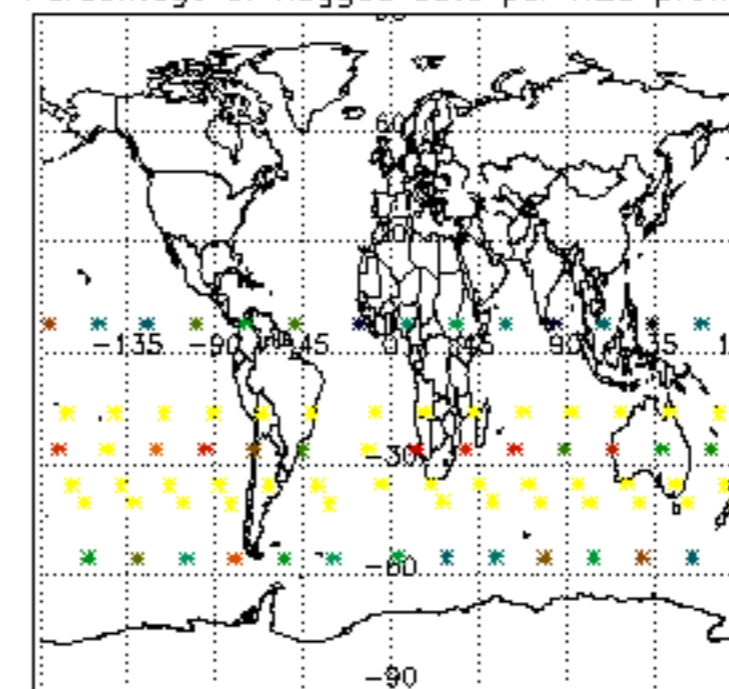




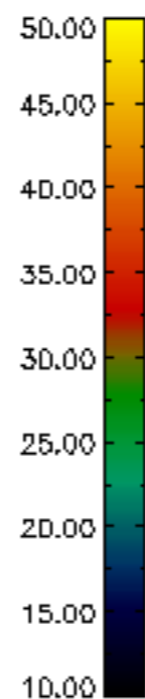
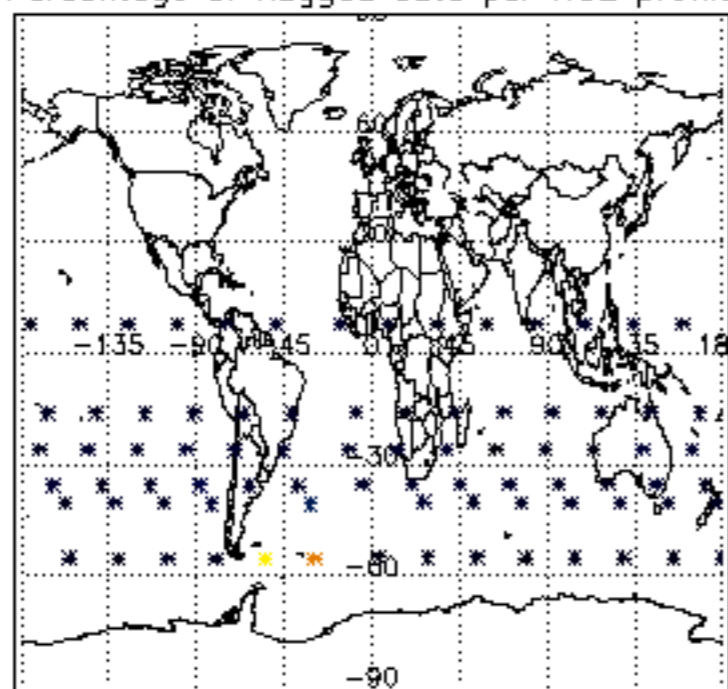
Percentage of flagged data per D3 profile




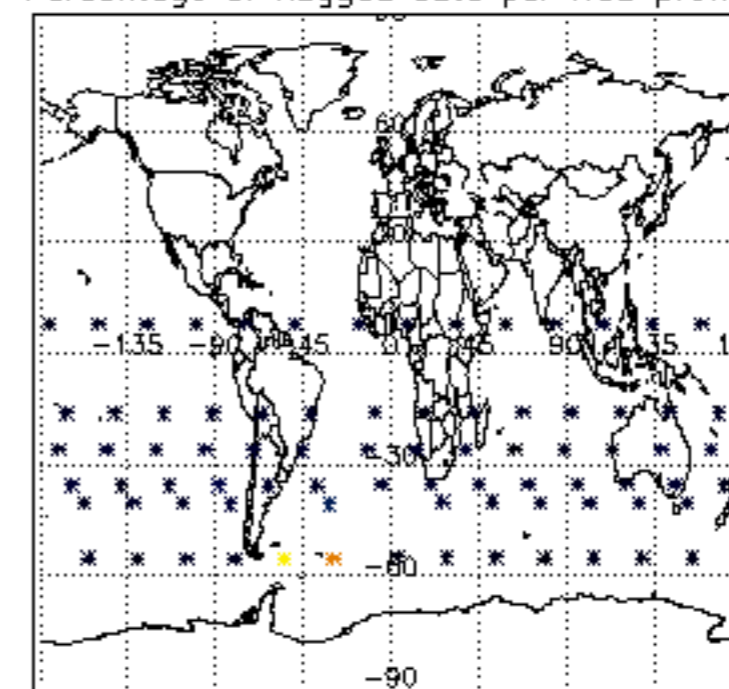
Percentage of flagged data per H2O profile

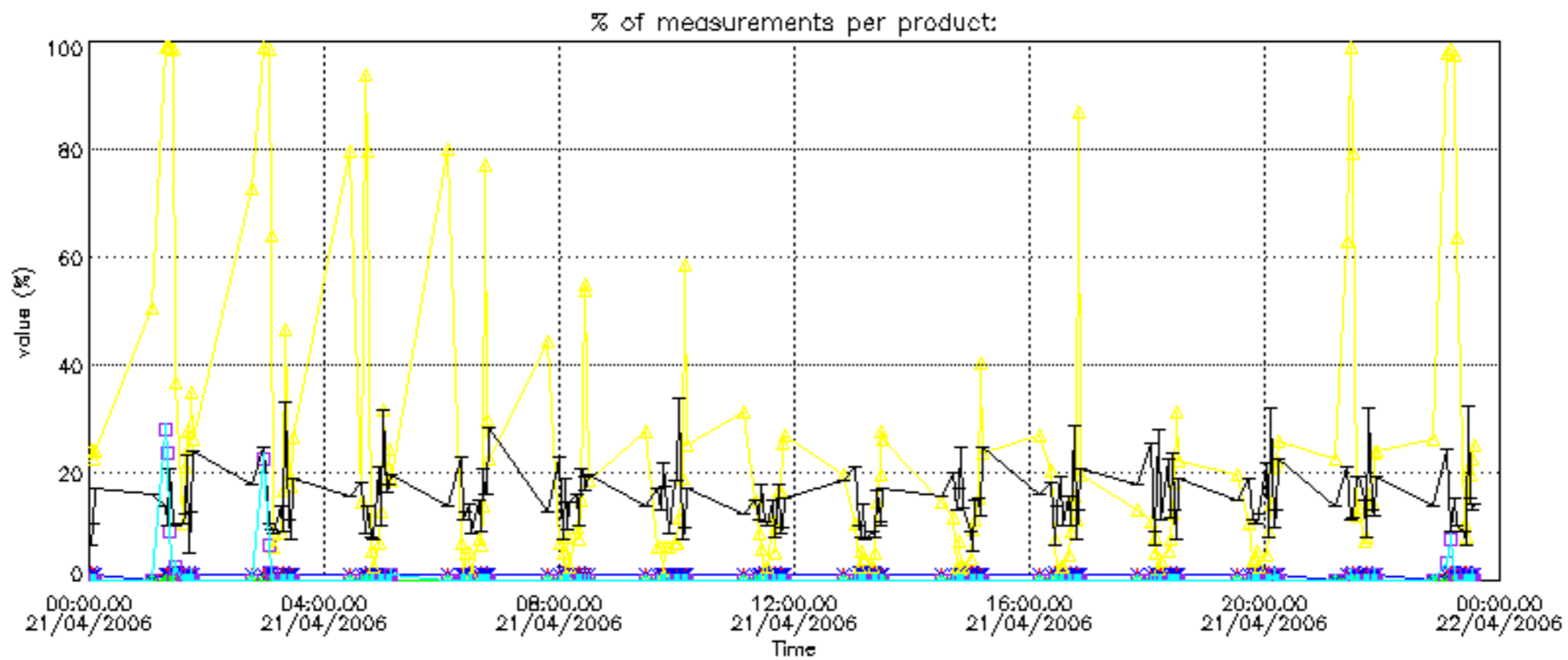


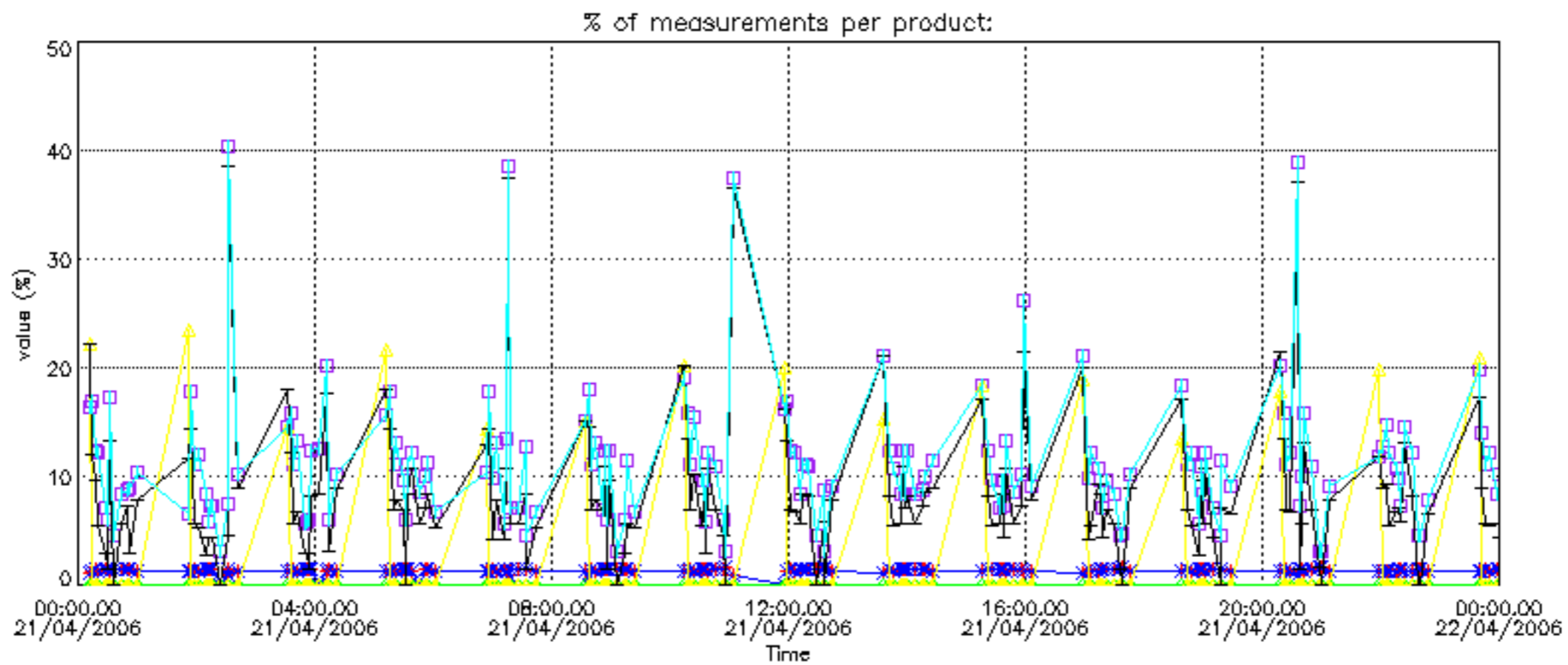
Percentage of flagged data per NO2 profile



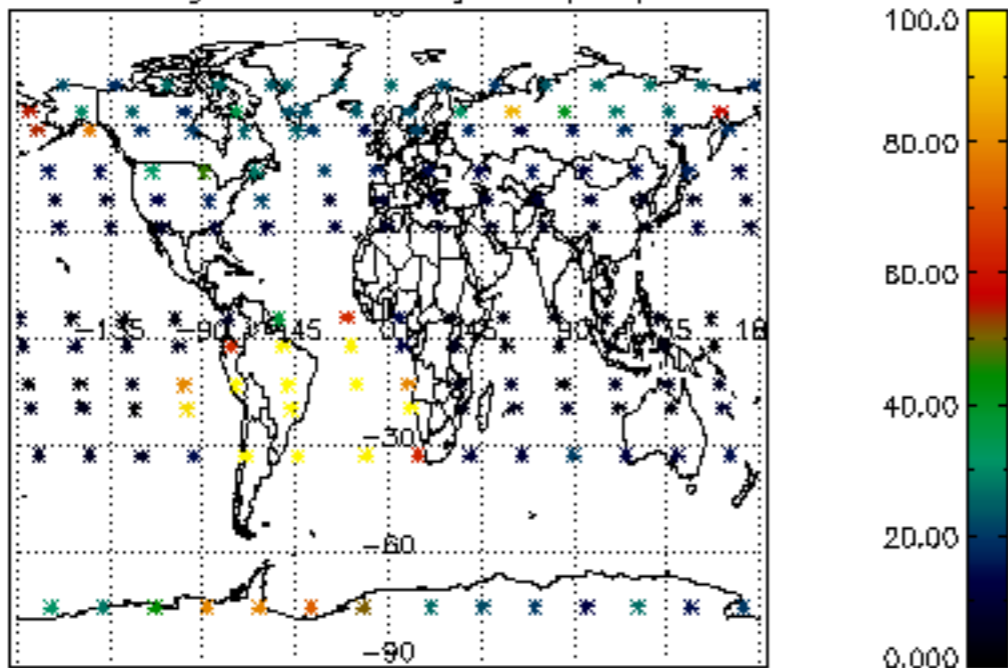
Percentage of flagged data per NO3 profile



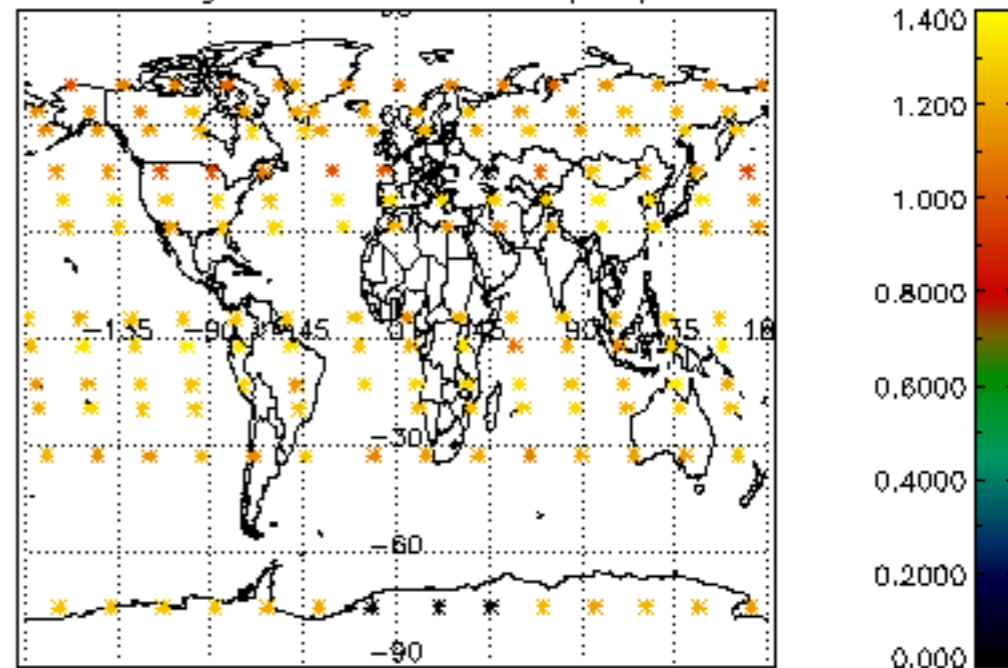




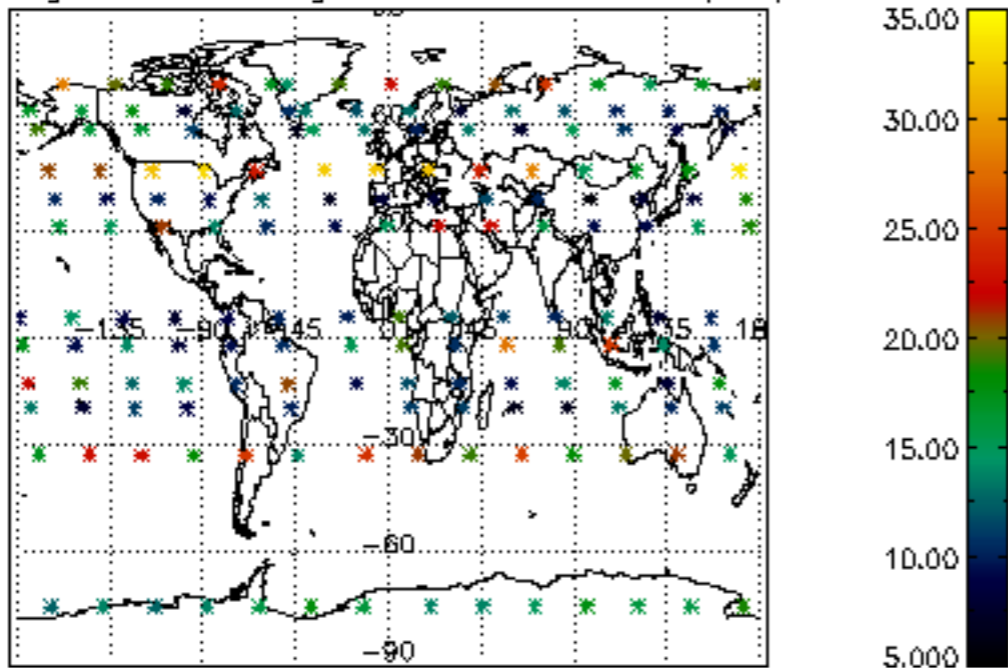
Percentage of cosmic ray hits per profile



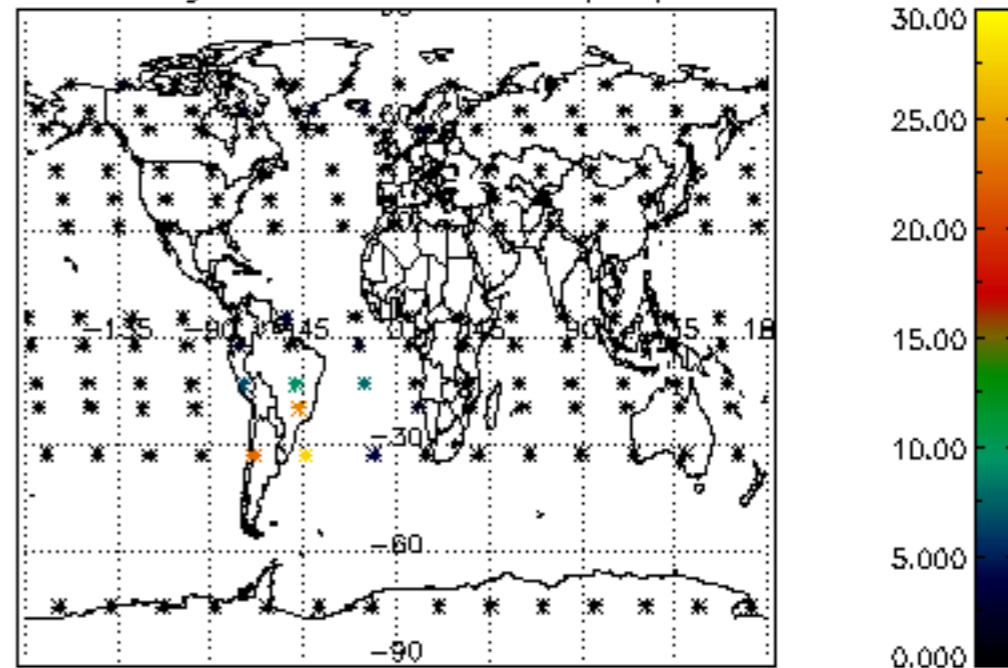
Percentage of datation errors per profile



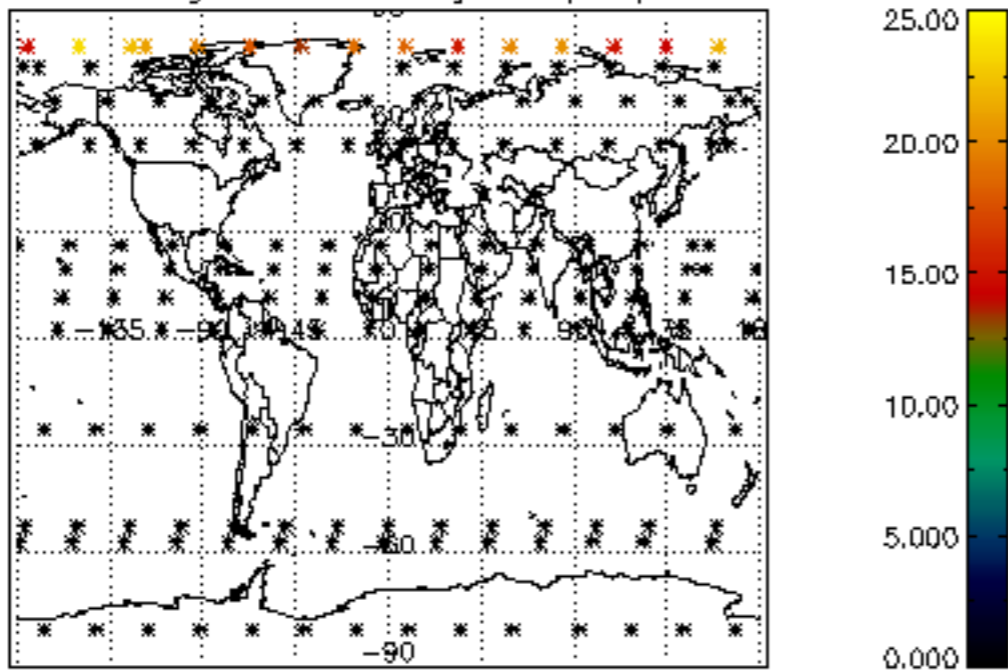
Percentage of star falling outside central band per profile



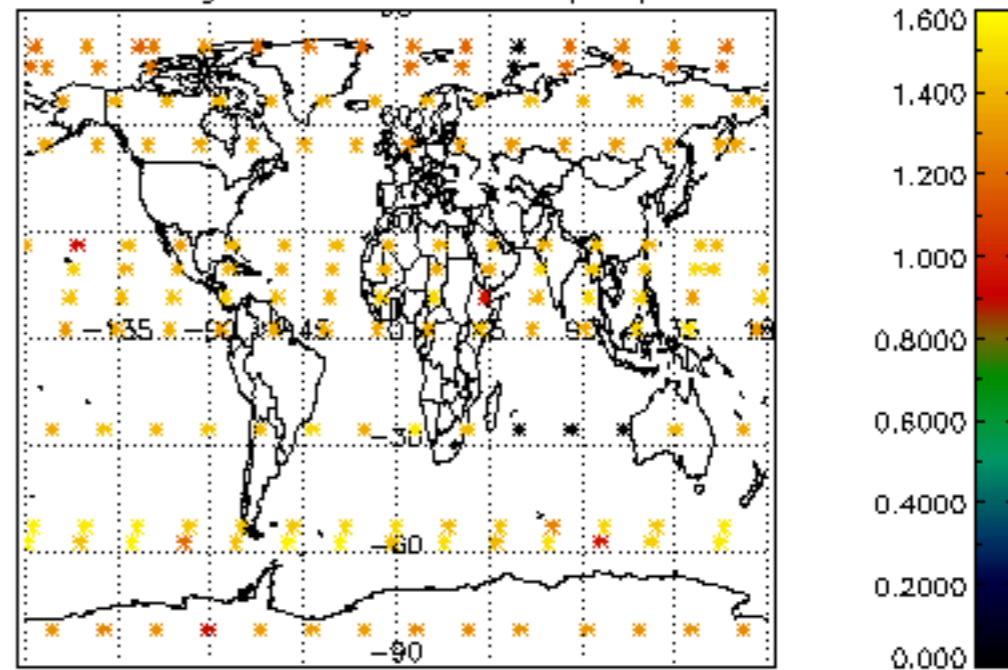
Percentage of saturation errors per profile



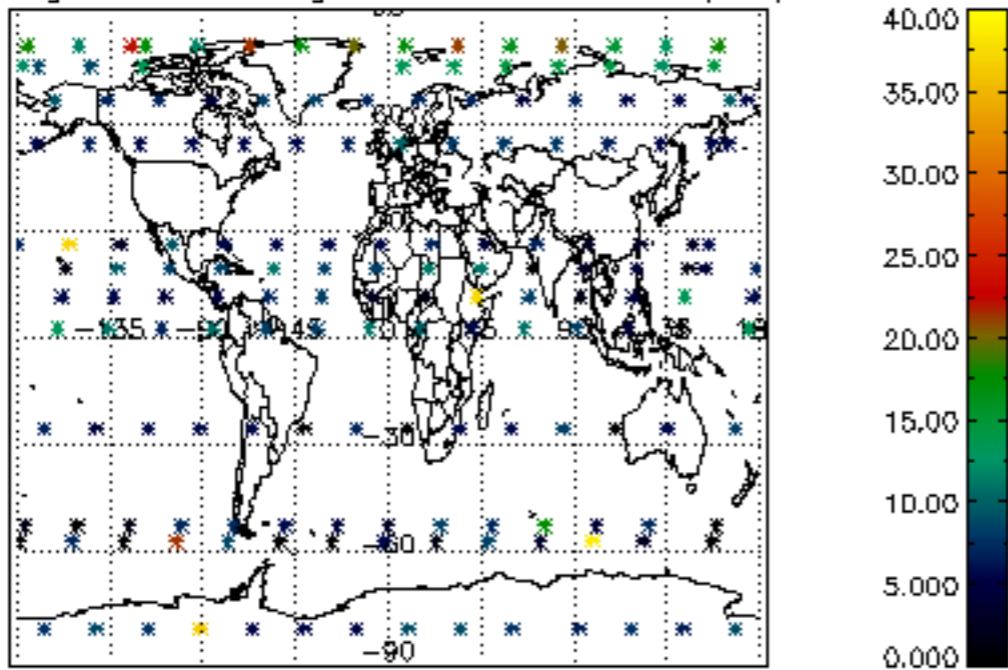
Percentage of cosmic ray hits per profile



Percentage of datation errors per profile



Percentage of star falling outside central band per profile



Percentage of saturation errors per profile

