

GOMOS Level 2 Daily Report

SUMMARY

[1. General Info](#)

[2. Summary of processed GOM_NL_2P products](#)

[3. Level 2 Quality information per product](#)

[3.1 Plot of level 2 quality information per product \(time dependant\)](#)

[3.2 Plot of level 2 quality information per product \(world map\)](#)

[4. Level 1 Quality information per product \(stored on level 2 products\)](#)

[4.1 Plot of level 1 quality information per product \(time dependant\)](#)

[4.1.1 Plot of level 1 quality information per product \(time dependant\): ASCENDING](#)

[4.1.2 Plot of level 1 quality information per product \(time dependant\): DESCENDING](#)

[4.2 Plot of level 1 quality information per product \(world map\)](#)

[4.2.1 Plot of level 1 quality information per product \(world map\): ASCENDING](#)

[4.2.2 Plot of level 1 quality information per product \(world map\): DESCENDING](#)

[5. Ozone profiles based on quality statistics and other trace gas profiles](#)

[5.1 Ozone statistics based on quality of products](#)

[5.2 Plot ozone profiles for all STD \(dark without errors\)](#)

[5.3 Plot ozone profiles where STD < 20% \(dark without errors\)](#)

[5.4. Plot ozone profiles where STD < 10% \(dark without errors\)](#)

[5.5. Plot ozone profiles where STD < 5% \(dark without errors\)](#)

[5.6 Plot NO2 profiles for all STD \(dark without errors\)](#)

[5.7 Plot NO3 profiles for all STD \(dark without errors\)](#)

[5.8 Plot H2O profiles \(only for occultations of stars 1,2,3,4,13,14,16,26,63 dark without errors\) for all STD](#)

[6. Auxiliary Data Files used for the production reported in section 2](#)

This report presents the daily analysis on parameters extracted from GOMOS level 2 data (GOM_NL__2P). It is intended to monitor some important parameters that will impact the quality of these products. A list of level 2 products (and content) that have arrived during the reporting day to the PCF is also given.

Item	Value
Time of report generation	23APR2013 18:40:03
Data source version	GOMOS/6.01
Start time of products	19-04-2006 (19APR2006 00:00:00)
Stop time of products	20-04-2006 (20APR2006 00:00:00)
Store outputs in DB	Yes
Nb of level 2 prods	319
Nb of prods with errors	0

2. Summary of processed GOM_NL__2P products.

Nr	Filename	UTC Start time	Limb	Duration	Star Id	Star Name	Star Mag	Star Temp	Nb Meas	Orbit	Prod. error
1	GOM_NL__2PRFIN20060419_000554_000000332047_00016_21613_9144.N1	19-APR-2006 00:05:54	Bright	32.500	49	1Alp UMi	1.9900	6300.0	65	21613	No
2	GOM_NL__2PRFIN20060419_001330_000000522047_00016_21613_9145.N1	19-APR-2006 00:13:30	Bright	52.000	76	27Gam Cas	2.3000	30000.	104	21613	No
3	GOM_NL__2PRFIN20060419_001448_000000522047_00016_21613_9146.N1	19-APR-2006 00:14:48	Bright	52.000	68	18Alp Cas	2.2250	4500.0	104	21613	No
4	GOM_NL__2PRFIN20060419_002313_000000372047_00016_21613_9147.N1	19-APR-2006 00:23:13	Bright	36.500	164	44Eta Peg	2.9480	5400.0	73	21613	No
5	GOM_NL__2PRFIN20060419_003946_000000402047_00016_21613_9148.N1	19-APR-2006 00:39:46	Dark	39.500	18	24Alp PsA	1.1660	9700.0	79	21613	No
6	GOM_NL__2PRFIN20060419_004518_000000442047_00016_21613_9149.N1	19-APR-2006 00:45:18	Dark	43.500	31	Alp Gru	1.7340	15200.	87	21613	No
7	GOM_NL__2PRFIN20060419_005023_000000422047_00017_21614_9130.N1	19-APR-2006 00:50:23	Dark	41.500	45	Alp Pav	1.9400	26000.	83	21614	No
8	GOM_NL__2PRFIN20060419_005738_000000422047_00017_21614_9131.N1	19-APR-2006 00:57:38	Dark	41.500	43	Alp TrA	1.9100	4250.0	83	21614	No
9	GOM_NL__2PRFIN20060419_005946_000000412047_00017_21614_9132.N1	19-APR-2006 00:59:46	Straylight	41.000	134	Bet TrA	2.8100	6600.0	82	21614	No
10	GOM_NL__2PRFIN20060419_010206_000000512047_00017_21614_9133.N1	19-APR-2006 01:02:06	Straylight	50.500	4	Alp1Cen	-0.010000	5800.0	101	21614	No
11	GOM_NL__2PRFIN20060419_010520_000000422047_00017_21614_9134.N1	19-APR-2006 01:05:20	Straylight	41.500	78	Alp Lup	2.3040	28000.	83	21614	No
12	GOM_NL__2PRFIN20060419_010706_000000402047_00017_21614_9135.N1	19-APR-2006 01:07:06	Straylight	40.000	64	Gam Cen	2.2000	10600.	80	21614	No
13	GOM_NL__2PRFIN20060419_010913_000000452047_00017_21614_9136.N1	19-APR-2006 01:09:13	Straylight	44.500	54	5The Cen	2.0550	4500.0	89	21614	No
14	GOM_NL__2PRFIN20060419_011414_000000412047_00017_21614_9137.N1	19-APR-2006 01:14:14	Twilight_stray	41.000	106	9Bet Crv	2.6480	5600.0	82	21614	No
15	GOM_NL__2PRFIN20060419_011612_000000372047_00017_21614_9138.N1	19-APR-2006 01:16:12	Bright	36.500	163	7Del Crv	2.9450	11000.	73	21614	No
16	GOM_NL__2PRFIN20060419_012025_000000382047_00017_21614_9139.N1	19-APR-2006 01:20:25	Bright	37.500	121	29Gam Vir	2.7400	7200.0	75	21614	No
17	GOM_NL__2PRFIN20060419_012404_000000292047_00017_21614_9140.N1	19-APR-2006 01:24:04	Bright	29.000	138	47Eps Vir	2.8280	4700.0	58	21614	No
18	GOM_NL__2PRFIN20060419_012512_000000352047_00017_21614_9141.N1	19-APR-2006 01:25:12	Bright	35.000	62	94Bet Leo	2.1360	9700.0	70	21614	No
19	GOM_NL__2PRFIN20060419_013205_000000352047_00017_21614_9142.N1	19-APR-2006 01:32:05	Bright	35.000	152	12Alp2CVn	2.8900	11000.	70	21614	No
20	GOM_NL__2PRFIN20060419_013348_000000342047_00017_21614_9143.N1	19-APR-2006 01:33:48	Bright	33.500	174	52Psi UMa	3.0040	4400.0	67	21614	No
21	GOM_NL__2PRFIN20060419_013606_000000342047_00017_21614_9144.N1	19-APR-2006 01:36:06	Bright	33.500	87	64Gam UMa	2.4330	11000.	67	21614	No
22	GOM_NL__2PRFIN20060419_013832_000000332047_00017_21614_9145.N1	19-APR-2006 01:38:32	Bright	32.500	36	50Alp UMa	1.8000	6300.0	65	21614	No
23	GOM_NL__2PRFIN20060419_014630_000000362047_00017_21614_9146.N1	19-APR-2006 01:46:30	Bright	36.000	49	1Alp UMi	1.9900	6300.0	72	21614	No
24	GOM_NL__2PRFIN20060419_015406_000000352047_00017_21614_9147.N1	19-APR-2006 01:54:06	Bright	35.000	76	27Gam Cas	2.3000	30000.	70	21614	No
25	GOM_NL__2PRFIN20060419_015524_000000352047_00017_21614_9148.N1	19-APR-2006 01:55:24	Bright	34.500	68	18Alp Cas	2.2250	4500.0	69	21614	No
26	GOM_NL__2PRFIN20060419_020349_000000372047_00017_21614_9149.N1	19-APR-2006 02:03:49	Bright	37.000	164	44Eta Peg	2.9480	5400.0	74	21614	No
27	GOM_NL__2PRFIN20060419_022022_000000422047_00017_21614_9150.N1	19-APR-2006 02:20:22	Dark	42.000	18	24Alp PsA	1.1660	9700.0	84	21614	No
28	GOM_NL__2PRFIN20060419_022356_000000402047_00017_21614_9151.N1	19-APR-2006 02:23:56	Dark	39.500	172	Gam Gru	3.0030	13100.	79	21614	No
29	GOM_NL__2PRFIN20060419_022554_000000412047_00017_21614_9152.N1	19-APR-2006 02:25:54	Dark	41.000	31	Alp Gru	1.7340	15200.	82	21614	No
30	GOM_NL__2PRFIN20060419_023100_000000402047_00018_21615_9130.N1	19-APR-2006 02:31:00	Dark	40.000	45	Alp Pav	1.9400	26000.	80	21615	No
31	GOM_NL__2PRFIN20060419_023815_000000412047_00018_21615_9131.N1	19-APR-2006 02:38:15	Dark	41.000	43	Alp TrA	1.9100	4250.0	82	21615	No
32	GOM_NL__2PRFIN20060419_024022_000000402047_00018_21615_9132.N1	19-APR-2006 02:40:22	Straylight	39.500	134	Bet TrA	2.8100	6600.0	79	21615	No
33	GOM_NL__2PRFIN20060419_024242_000000452047_00018_21615_9133.N1	19-APR-2006 02:42:42	Straylight	45.000	4	Alp1Cen	-0.010000	5800.0	90	21615	No
34	GOM_NL__2PRFIN20060419_024557_000000402047_00018_21615_9134.N1	19-APR-2006 02:45:57	Straylight	40.000	78	Alp Lup	2.3040	28000.	80	21615	No
35	GOM_NL__2PRFIN20060419_024742_000000382047_00018_21615_9135.N1	19-APR-2006 02:47:42	Straylight	37.500	64	Gam Cen	2.2000	10600.	75	21615	No
36	GOM_NL__2PRFIN20060419_024950_000000452047_00018_21615_9136.N1	19-APR-2006 02:49:50	Straylight	45.000	54	5The Cen	2.0550	4500.0	90	21615	No
37	GOM_NL__2PRFIN20060419_025450_000000442047_00018_21615_9137.N1	19-APR-2006 02:54:50	Twilight_stray	44.000	106	9Bet Crv	2.6480	5600.0	88	21615	No
38	GOM_NL__2PRFIN20060419_025648_000000352047_00018_21615_9138.N1	19-APR-2006 02:56:48	Bright	35.000	163	7Del Crv	2.9450	11000.	70	21615	No
39	GOM_NL__2PRFIN20060419_030101_000000382047_00018_21615_9139.N1	19-APR-2006 03:01:01	Bright	38.000	121	29Gam Vir	2.7400	7200.0	76	21615	No
40	GOM_NL__2PRFIN20060419_030440_000000292047_00018_21615_9140.N1	19-APR-2006 03:04:40	Bright	29.000	138	47Eps Vir	2.8280	4700.0	58	21615	No
41	GOM_NL__2PRFIN20060419_030548_000000362047_00018_21615_9141.N1	19-APR-2006 03:05:48	Bright	35.500	62	94Bet Leo	2.1360	9700.0	71	21615	No
42	GOM_NL__2PRFIN20060419_031241_000000352047_00018_21615_9142.N1	19-APR-2006 03:12:41	Bright	35.000	152	12Alp2CVn	2.8900	11000.	70	21615	No

43	GOM_NL__2PRFIN20060419_031424_000000362047_00018_21615_9143.N1	19-APR-2006 03:14:24	Bright	35.500	174	52Psi UMa	3.0040	4400.0	71	21615	No
44	GOM_NL__2PRFIN20060419_031642_000000352047_00018_21615_9144.N1	19-APR-2006 03:16:42	Bright	34.500	87	64Gam UMa	2.4330	11000.	69	21615	No
45	GOM_NL__2PRFIN20060419_031908_000000332047_00018_21615_9145.N1	19-APR-2006 03:19:08	Bright	33.000	36	50Alp UMa	1.8000	6300.0	66	21615	No
46	GOM_NL__2PRFIN20060419_032706_000000362047_00018_21615_9146.N1	19-APR-2006 03:27:06	Bright	35.500	49	1Alp UMi	1.9900	6300.0	71	21615	No
47	GOM_NL__2PRFIN20060419_033442_000000342047_00018_21615_9147.N1	19-APR-2006 03:34:42	Bright	33.500	76	27Gam Cas	2.3000	30000.	67	21615	No
48	GOM_NL__2PRFIN20060419_033600_000000352047_00018_21615_9148.N1	19-APR-2006 03:36:00	Bright	34.500	68	18Alp Cas	2.2250	4500.0	69	21615	No
49	GOM_NL__2PRFIN20060419_034425_000000392047_00018_21615_9149.N1	19-APR-2006 03:44:25	Bright	38.500	164	44Eta Peg	2.9480	5400.0	77	21615	No
50	GOM_NL__2PRFIN20060419_040059_000000442047_00018_21615_9150.N1	19-APR-2006 04:00:59	Dark	43.500	18	24Alp PsA	1.1660	9700.0	87	21615	No
51	GOM_NL__2PRFIN20060419_040433_000000392047_00018_21615_9151.N1	19-APR-2006 04:04:33	Dark	38.500	172	Gam Gru	3.0030	13100.	77	21615	No
52	GOM_NL__2PRFIN20060419_040630_000000392047_00018_21615_9152.N1	19-APR-2006 04:06:30	Dark	39.000	31	Alp Gru	1.7340	15200.	78	21615	No
53	GOM_NL__2PRFIN20060419_041136_000000382047_00019_21616_9150.N1	19-APR-2006 04:11:36	Dark	38.000	45	Alp Pav	1.9400	26000.	76	21616	No
54	GOM_NL__2PRFIN20060419_041851_000000422047_00019_21616_9151.N1	19-APR-2006 04:18:51	Dark	41.500	43	Alp TrA	1.9100	4250.0	83	21616	No
55	GOM_NL__2PRFIN20060419_042059_000000382047_00019_21616_9152.N1	19-APR-2006 04:20:59	Straylight	38.000	134	Bet TrA	2.8100	6600.0	76	21616	No
56	GOM_NL__2PRFIN20060419_042319_000000532047_00019_21616_9153.N1	19-APR-2006 04:23:19	Straylight	52.500	4	Alp1Cen	-0.010000	5800.0	105	21616	No
57	GOM_NL__2PRFIN20060419_042633_000000392047_00019_21616_9154.N1	19-APR-2006 04:26:33	Straylight	38.500	78	Alp Lup	2.3040	28000.	77	21616	No
58	GOM_NL__2PRFIN20060419_042818_000000402047_00019_21616_9155.N1	19-APR-2006 04:28:18	Straylight	40.000	64	Gam Cen	2.2000	10600.	80	21616	No
59	GOM_NL__2PRFIN20060419_043026_000000422047_00019_21616_9156.N1	19-APR-2006 04:30:26	Straylight	42.000	54	5The Cen	2.0550	4500.0	84	21616	No
60	GOM_NL__2PRFIN20060419_043526_000000402047_00019_21616_9157.N1	19-APR-2006 04:35:26	Tw_i_and_stray	39.500	106	9Bet Crv	2.6480	5600.0	79	21616	No
61	GOM_NL__2PRFIN20060419_043724_000000382047_00019_21616_9158.N1	19-APR-2006 04:37:24	Bright	37.500	163	7Del Crv	2.9450	11000.	75	21616	No
62	GOM_NL__2PRFIN20060419_044137_000000372047_00019_21616_9159.N1	19-APR-2006 04:41:37	Bright	37.000	121	29Gam Vir	2.7400	7200.0	74	21616	No
63	GOM_NL__2PRFIN20060419_044516_000000382047_00019_21616_9160.N1	19-APR-2006 04:45:16	Bright	38.000	138	47Eps Vir	2.8280	4700.0	76	21616	No
64	GOM_NL__2PRFIN20060419_044624_000000362047_00019_21616_9161.N1	19-APR-2006 04:46:24	Bright	35.500	62	94Bet Leo	2.1360	9700.0	71	21616	No
65	GOM_NL__2PRFIN20060419_045317_000000392047_00019_21616_9162.N1	19-APR-2006 04:53:17	Bright	38.500	152	12Alp2CVn	2.8900	11000.	77	21616	No
66	GOM_NL__2PRFIN20060419_045500_000000362047_00019_21616_9163.N1	19-APR-2006 04:55:00	Bright	36.000	174	52Psi UMa	3.0040	4400.0	72	21616	No
67	GOM_NL__2PRFIN20060419_045718_000000342047_00019_21616_9164.N1	19-APR-2006 04:57:18	Bright	33.500	87	64Gam UMa	2.4330	11000.	67	21616	No
68	GOM_NL__2PRFIN20060419_045945_000000372047_00019_21616_9165.N1	19-APR-2006 04:59:45	Bright	37.000	36	50Alp UMa	1.8000	6300.0	74	21616	No
69	GOM_NL__2PRFIN20060419_050742_000000332047_00019_21616_9166.N1	19-APR-2006 05:07:42	Bright	32.500	49	1Alp UMi	1.9900	6300.0	65	21616	No
70	GOM_NL__2PRFIN20060419_051518_000000342047_00019_21616_9167.N1	19-APR-2006 05:15:18	Bright	34.000	76	27Gam Cas	2.3000	30000.	68	21616	No
71	GOM_NL__2PRFIN20060419_051636_000000332047_00019_21616_9168.N1	19-APR-2006 05:16:36	Bright	32.500	68	18Alp Cas	2.2250	4500.0	65	21616	No
72	GOM_NL__2PRFIN20060419_052501_000000392047_00019_21616_9169.N1	19-APR-2006 05:25:01	Bright	38.500	164	44Eta Peg	2.9480	5400.0	77	21616	No
73	GOM_NL__2PRFIN20060419_054135_000000442047_00019_21616_9170.N1	19-APR-2006 05:41:35	Dark	43.500	18	24Alp PsA	1.1660	9700.0	87	21616	No
74	GOM_NL__2PRFIN20060419_054509_000000402047_00019_21616_9171.N1	19-APR-2006 05:45:09	Dark	39.500	172	Gam Gru	3.0030	13100.	79	21616	No
75	GOM_NL__2PRFIN20060419_054707_000000412047_00019_21616_9172.N1	19-APR-2006 05:47:07	Dark	41.000	31	Alp Gru	1.7340	15200.	82	21616	No
76	GOM_NL__2PRFIN20060419_055213_000000412047_00020_21617_9150.N1	19-APR-2006 05:52:13	Dark	41.000	45	Alp Pav	1.9400	26000.	82	21617	No
77	GOM_NL__2PRFIN20060419_055928_000000502047_00020_21617_9151.N1	19-APR-2006 05:59:28	Dark	50.000	43	Alp TrA	1.9100	4250.0	100	21617	No
78	GOM_NL__2PRFIN20060419_060135_000000392047_00020_21617_9152.N1	19-APR-2006 06:01:35	Straylight	39.000	134	Bet TrA	2.8100	6600.0	78	21617	No
79	GOM_NL__2PRFIN20060419_060355_000000542047_00020_21617_9153.N1	19-APR-2006 06:03:55	Straylight	54.000	4	Alp1Cen	-0.010000	5800.0	108	21617	No
80	GOM_NL__2PRFIN20060419_060709_000000422047_00020_21617_9154.N1	19-APR-2006 06:07:09	Straylight	41.500	78	Alp Lup	2.3040	28000.	83	21617	No
81	GOM_NL__2PRFIN20060419_060855_000000392047_00020_21617_9155.N1	19-APR-2006 06:08:55	Straylight	38.500	64	Gam Cen	2.2000	10600.	77	21617	No
82	GOM_NL__2PRFIN20060419_061102_000000452047_00020_21617_9156.N1	19-APR-2006 06:11:02	Straylight	45.000	54	5The Cen	2.0550	4500.0	90	21617	No
83	GOM_NL__2PRFIN20060419_061602_000000402047_00020_21617_9157.N1	19-APR-2006 06:16:02	Tw_i_and_stray	40.000	106	9Bet Crv	2.6480	5600.0	80	21617	No
84	GOM_NL__2PRFIN20060419_061801_000000372047_00020_21617_9158.N1	19-APR-2006 06:18:01	Bright	36.500	163	7Del Crv	2.9450	11000.	73	21617	No
85	GOM_NL__2PRFIN20060419_062213_000000382047_00020_21617_9159.N1	19-APR-2006 06:22:13	Bright	37.500	121	29Gam Vir	2.7400	7200.0	75	21617	No
86	GOM_NL__2PRFIN20060419_062552_000000402047_00020_21617_9160.N1	19-APR-2006 06:25:52	Bright	39.500	138	47Eps Vir	2.8280	4700.0	79	21617	No
87	GOM_NL__2PRFIN20060419_062701_000000352047_00020_21617_9161.N1	19-APR-2006 06:27:01	Bright	35.000	62	94Bet Leo	2.1360	9700.0	70	21617	No
88	GOM_NL__2PRFIN20060419_063353_000000372047_00020_21617_9162.N1	19-APR-2006 06:33:53	Bright	37.000	152	12Alp2CVn	2.8900	11000.	74	21617	No
89	GOM_NL__2PRFIN20060419_063537_000000332047_00020_21617_9163.N1	19-APR-2006 06:35:37	Bright	33.000	174	52Psi UMa	3.0040	4400.0	66	21617	No
90	GOM_NL__2PRFIN20060419_063754_000000522047_00020_21617_9164.N1	19-APR-2006 06:37:54	Bright	52.000	87	64Gam UMa	2.4330	11000.	104	21617	No
91	GOM_NL__2PRFIN20060419_064021_000000382047_00020_21617_9165.N1	19-APR-2006 06:40:21	Bright	37.500	36	50Alp UMa	1.8000	6300.0	75	21617	No
92	GOM_NL__2PRFIN20060419_064818_000000352047_00020_21617_9166.N1	19-APR-2006 06:48:18	Bright	34.500	49	1Alp UMi	1.9900	6300.0	69	21617	No
93	GOM_NL__2PRFIN20060419_065554_000000342047_00020_21617_9167.N1	19-APR-2006 06:55:54	Bright	33.500	76	27Gam Cas	2.3000	30000.	67	21617	No
94	GOM_NL__2PRFIN20060419_065713_000000352047_00020_21617_9168.N1	19-APR-2006 06:57:13	Bright	34.500	68	18Alp Cas	2.2250	4500.0	69	21617	No
95	GOM_NL__2PRFIN20060419_070537_000000382047_00020_21617_9169.N1	19-APR-2006 07:05:37	Bright	37.500	164	44Eta Peg	2.9480	5400.0	75	21617	No
96	GOM_NL__2PRFIN20060419_072211_000000452047_00020_21617_9170.N1	19-APR-2006 07:22:11	Dark	44.500	18	24Alp PsA	1.1660	9700.0	89	21617	No
97	GOM_NL__2PRFIN20060419_072546_000000392047_00020_21617_9171.N1	19-APR-2006 07:25:46	Dark	38.500	172	Gam Gru	3.0030	13100.	77	21617	No
98	GOM_NL__2PRFIN20060419_072743_000000402047_00020_21617_9172.N1	19-APR-2006 07:27:43	Dark	40.000	31	Alp Gru	1.7340	15200.	80	21617	No
99	GOM_NL__2PRFIN20060419_073249_000000442047_00021_21618_9150.N1	19-APR-2006 07:32:49	Dark	44.000	45	Alp Pav	1.9400	26000.	88	21618	No
100	GOM_NL__2PRFIN20060419_074004_000000422047_00021_21618_9151.N1	19-APR-2006 07:40:04	Dark	42.000	43	Alp TrA	1.9100	4250.0	84	21618	No
101	GOM_NL__2PRFIN20060419_074212_000000392047_00021_21618_9152.N1	19-APR-2006 07:42:12	Straylight	38.500	134	Bet TrA	2.8100	6600.0	77	21618	No

102	GOM_NL__2PRFIN20060419_074431_000000532047_00021_21618_9153.N1	19-APR-2006 07:44:31	Straylight	53.000	4	Alp1Cen	-0.010000	5800.0	106	21618	No
103	GOM_NL__2PRFIN20060419_074746_000000402047_00021_21618_9154.N1	19-APR-2006 07:47:46	Straylight	39.500	78	Alp Lup	2.3040	28000.	79	21618	No
104	GOM_NL__2PRFIN20060419_074931_000000412047_00021_21618_9155.N1	19-APR-2006 07:49:31	Straylight	40.500	64	Gam Cen	2.2000	10600.	81	21618	No
105	GOM_NL__2PRFIN20060419_075139_000000482047_00021_21618_9156.N1	19-APR-2006 07:51:39	Straylight	47.500	54	5The Cen	2.0550	4500.0	95	21618	No
106	GOM_NL__2PRFIN20060419_075638_000000432047_00021_21618_9157.N1	19-APR-2006 07:56:38	Tw_i_and_stray	42.500	106	9Bet Crv	2.6480	5600.0	85	21618	No
107	GOM_NL__2PRFIN20060419_075837_000000402047_00021_21618_9158.N1	19-APR-2006 07:58:37	Bright	40.000	163	7Del Crv	2.9450	11000.	80	21618	No
108	GOM_NL__2PRFIN20060419_080249_000000372047_00021_21618_9159.N1	19-APR-2006 08:02:49	Bright	37.000	121	29Gam Vir	2.7400	7200.0	74	21618	No
109	GOM_NL__2PRFIN20060419_080628_000000382047_00021_21618_9160.N1	19-APR-2006 08:06:28	Bright	38.000	138	47Eps Vir	2.8280	4700.0	76	21618	No
110	GOM_NL__2PRFIN20060419_081429_000000372047_00021_21618_9161.N1	19-APR-2006 08:14:29	Bright	37.000	152	12Alp2CVn	2.8900	11000.	74	21618	No
111	GOM_NL__2PRFIN20060419_081613_000000352047_00021_21618_9162.N1	19-APR-2006 08:16:13	Bright	34.500	174	52Psi UMa	3.0040	4400.0	69	21618	No
112	GOM_NL__2PRFIN20060419_081830_000000352047_00021_21618_9163.N1	19-APR-2006 08:18:30	Bright	34.500	87	64Gam UMa	2.4330	11000.	69	21618	No
113	GOM_NL__2PRFIN20060419_082057_000000372047_00021_21618_9164.N1	19-APR-2006 08:20:57	Bright	36.500	36	50Alp UMa	1.8000	6300.0	73	21618	No
114	GOM_NL__2PRFIN20060419_082854_000000362047_00021_21618_9165.N1	19-APR-2006 08:28:54	Bright	36.000	49	1Alp UMi	1.9900	6300.0	72	21618	No
115	GOM_NL__2PRFIN20060419_083631_000000332047_00021_21618_9166.N1	19-APR-2006 08:36:31	Bright	33.000	76	27Gam Cas	2.3000	30000.	66	21618	No
116	GOM_NL__2PRFIN20060419_083748_000000362047_00021_21618_9167.N1	19-APR-2006 08:37:48	Bright	35.500	68	18Alp Cas	2.2250	4500.0	71	21618	No
117	GOM_NL__2PRFIN20060419_084613_000000362047_00021_21618_9168.N1	19-APR-2006 08:46:13	Bright	36.000	164	44Eta Peg	2.9480	5400.0	72	21618	No
118	GOM_NL__2PRFIN20060419_090247_000000432047_00021_21618_9169.N1	19-APR-2006 09:02:47	Dark	42.500	18	24Alp PsA	1.1660	9700.0	85	21618	No
119	GOM_NL__2PRFIN20060419_090622_000000392047_00021_21618_9170.N1	19-APR-2006 09:06:22	Dark	38.500	172	Gam Gru	3.0030	13100.	77	21618	No
120	GOM_NL__2PRFIN20060419_090819_000000422047_00021_21618_9171.N1	19-APR-2006 09:08:19	Dark	41.500	31	Alp Gru	1.7340	15200.	83	21618	No
121	GOM_NL__2PRFIN20060419_091326_000000412047_00022_21619_9150.N1	19-APR-2006 09:13:26	Dark	40.500	45	Alp Pav	1.9400	26000.	81	21619	No
122	GOM_NL__2PRFIN20060419_092040_000000402047_00022_21619_9151.N1	19-APR-2006 09:20:40	Dark	40.000	43	Alp TrA	1.9100	4250.0	80	21619	No
123	GOM_NL__2PRFIN20060419_092248_000000382047_00022_21619_9152.N1	19-APR-2006 09:22:48	Straylight	38.000	134	Bet TrA	2.8100	6600.0	76	21619	No
124	GOM_NL__2PRFIN20060419_092508_000000542047_00022_21619_9153.N1	19-APR-2006 09:25:08	Straylight	53.500	4	Alp1Cen	-0.010000	5800.0	107	21619	No
125	GOM_NL__2PRFIN20060419_092822_000000392047_00022_21619_9154.N1	19-APR-2006 09:28:22	Straylight	39.000	78	Alp Lup	2.3040	28000.	78	21619	No
126	GOM_NL__2PRFIN20060419_093007_000000412047_00022_21619_9155.N1	19-APR-2006 09:30:07	Straylight	41.000	64	Gam Cen	2.2000	10600.	82	21619	No
127	GOM_NL__2PRFIN20060419_093215_000000452047_00022_21619_9156.N1	19-APR-2006 09:32:15	Straylight	45.000	54	5The Cen	2.0550	4500.0	90	21619	No
128	GOM_NL__2PRFIN20060419_093714_000000432047_00022_21619_9157.N1	19-APR-2006 09:37:14	Tw_i_and_stray	42.500	106	9Bet Crv	2.6480	5600.0	85	21619	No
129	GOM_NL__2PRFIN20060419_093913_000000362047_00022_21619_9158.N1	19-APR-2006 09:39:13	Bright	36.000	163	7Del Crv	2.9450	11000.	72	21619	No
130	GOM_NL__2PRFIN20060419_094325_000000382047_00022_21619_9159.N1	19-APR-2006 09:43:25	Bright	37.500	121	29Gam Vir	2.7400	7200.0	75	21619	No
131	GOM_NL__2PRFIN20060419_094704_000000392047_00022_21619_9160.N1	19-APR-2006 09:47:04	Bright	38.500	138	47Eps Vir	2.8280	4700.0	77	21619	No
132	GOM_NL__2PRFIN20060419_095504_000000362047_00022_21619_9161.N1	19-APR-2006 09:55:04	Bright	36.000	152	12Alp2CVn	2.8900	11000.	72	21619	No
133	GOM_NL__2PRFIN20060419_095649_000000362047_00022_21619_9162.N1	19-APR-2006 09:56:49	Bright	36.000	174	52Psi UMa	3.0040	4400.0	72	21619	No
134	GOM_NL__2PRFIN20060419_095906_000000362047_00022_21619_9163.N1	19-APR-2006 09:59:06	Bright	35.500	87	64Gam UMa	2.4330	11000.	71	21619	No
135	GOM_NL__2PRFIN20060419_100133_000000362047_00022_21619_9164.N1	19-APR-2006 10:01:33	Bright	35.500	36	50Alp UMa	1.8000	6300.0	71	21619	No
136	GOM_NL__2PRFIN20060419_100930_000000362047_00022_21619_9165.N1	19-APR-2006 10:09:30	Bright	36.000	49	1Alp UMi	1.9900	6300.0	72	21619	No
137	GOM_NL__2PRFIN20060419_101707_000000432047_00022_21619_9166.N1	19-APR-2006 10:17:07	Bright	42.500	76	27Gam Cas	2.3000	30000.	85	21619	No
138	GOM_NL__2PRFIN20060419_101824_000000362047_00022_21619_9167.N1	19-APR-2006 10:18:24	Bright	36.000	68	18Alp Cas	2.2250	4500.0	72	21619	No
139	GOM_NL__2PRFIN20060419_102649_000000362047_00022_21619_9168.N1	19-APR-2006 10:26:49	Bright	35.500	164	44Eta Peg	2.9480	5400.0	71	21619	No
140	GOM_NL__2PRFIN20060419_104324_000000432047_00022_21619_9169.N1	19-APR-2006 10:43:24	Dark	43.000	18	24Alp PsA	1.1660	9700.0	86	21619	No
141	GOM_NL__2PRFIN20060419_104658_000000392047_00022_21619_9170.N1	19-APR-2006 10:46:58	Dark	39.000	172	Gam Gru	3.0030	13100.	78	21619	No
142	GOM_NL__2PRFIN20060419_104856_000000412047_00022_21619_9171.N1	19-APR-2006 10:48:56	Dark	41.000	31	Alp Gru	1.7340	15200.	82	21619	No
143	GOM_NL__2PRFIN20060419_105402_000000412047_00023_21620_9150.N1	19-APR-2006 10:54:02	Dark	40.500	45	Alp Pav	1.9400	26000.	81	21620	No
144	GOM_NL__2PRFIN20060419_110116_000000402047_00023_21620_9151.N1	19-APR-2006 11:01:16	Dark	40.000	43	Alp TrA	1.9100	4250.0	80	21620	No
145	GOM_NL__2PRFIN20060419_110324_000000402047_00023_21620_9152.N1	19-APR-2006 11:03:24	Straylight	40.000	134	Bet TrA	2.8100	6600.0	80	21620	No
146	GOM_NL__2PRFIN20060419_110544_000000492047_00023_21620_9153.N1	19-APR-2006 11:05:44	Straylight	49.000	4	Alp1Cen	-0.010000	5800.0	98	21620	No
147	GOM_NL__2PRFIN20060419_110858_000000412047_00023_21620_9154.N1	19-APR-2006 11:08:58	Straylight	41.000	78	Alp Lup	2.3040	28000.	82	21620	No
148	GOM_NL__2PRFIN20060419_111043_000000382047_00023_21620_9155.N1	19-APR-2006 11:10:43	Straylight	38.000	64	Gam Cen	2.2000	10600.	76	21620	No
149	GOM_NL__2PRFIN20060419_111251_000000402047_00023_21620_9156.N1	19-APR-2006 11:12:51	Straylight	40.000	54	5The Cen	2.0550	4500.0	80	21620	No
150	GOM_NL__2PRFIN20060419_111751_000000422047_00023_21620_9157.N1	19-APR-2006 11:17:51	Tw_i_and_stray	42.000	106	9Bet Crv	2.6480	5600.0	84	21620	No
151	GOM_NL__2PRFIN20060419_111949_000000362047_00023_21620_9158.N1	19-APR-2006 11:19:49	Bright	36.000	163	7Del Crv	2.9450	11000.	72	21620	No
152	GOM_NL__2PRFIN20060419_112401_000000372047_00023_21620_9159.N1	19-APR-2006 11:24:01	Bright	37.000	121	29Gam Vir	2.7400	7200.0	74	21620	No
153	GOM_NL__2PRFIN20060419_112739_000000382047_00023_21620_9160.N1	19-APR-2006 11:27:39	Bright	37.500	138	47Eps Vir	2.8280	4700.0	75	21620	No
154	GOM_NL__2PRFIN20060419_113540_000000362047_00023_21620_9161.N1	19-APR-2006 11:35:40	Bright	35.500	152	12Alp2CVn	2.8900	11000.	71	21620	No
155	GOM_NL__2PRFIN20060419_113725_000000372047_00023_21620_9162.N1	19-APR-2006 11:37:25	Bright	37.000	174	52Psi UMa	3.0040	4400.0	74	21620	No
156	GOM_NL__2PRFIN20060419_113942_000000362047_00023_21620_9163.N1	19-APR-2006 11:39:42	Bright	35.500	87	64Gam UMa	2.4330	11000.	71	21620	No
157	GOM_NL__2PRFIN20060419_114209_000000362047_00023_21620_9164.N1	19-APR-2006 11:42:09	Bright	36.000	36	50Alp UMa	1.8000	6300.0	72	21620	No
158	GOM_NL__2PRFIN20060419_115742_000000352047_00023_21620_9165.N1	19-APR-2006 11:57:42	Bright	34.500	76	27Gam Cas	2.3000	30000.	69	21620	No
159	GOM_NL__2PRFIN20060419_115901_000000362047_00023_21620_9166.N1	19-APR-2006 11:59:01	Bright	35.500	68	18Alp Cas	2.2250	4500.0	71	21620	No
160	GOM_NL__2PRFIN20060419_120725_000000382047_00023_21620_9167.N1	19-APR-2006 12:07:25	Bright	38.000	164	44Eta Peg	2.9480	5400.0	76	21620	No

161	GOM_NL__2PRFIN20060419_122400_000000402047_00023_21620_9168.N1	19-APR-2006 12:24:00	Dark	40.000	18	24Alp PsA	1.1660	9700.0	80	21620	No
162	GOM_NL__2PRFIN20060419_122735_000000392047_00023_21620_9169.N1	19-APR-2006 12:27:35	Dark	38.500	172	Gam Gru	3.0030	13100.	77	21620	No
163	GOM_NL__2PRFIN20060419_122932_000000442047_00023_21620_9170.N1	19-APR-2006 12:29:32	Dark	43.500	31	Alp Gru	1.7340	15200.	87	21620	No
164	GOM_NL__2PRFIN20060419_123439_000000392047_00024_21621_9150.N1	19-APR-2006 12:34:39	Dark	39.000	45	Alp Pav	1.9400	26000.	78	21621	No
165	GOM_NL__2PRFIN20060419_124153_000000402047_00024_21621_9151.N1	19-APR-2006 12:41:53	Dark	39.500	43	Alp TrA	1.9100	4250.0	79	21621	No
166	GOM_NL__2PRFIN20060419_124401_000000392047_00024_21621_9152.N1	19-APR-2006 12:44:01	Straylight	39.000	134	Bet TrA	2.8100	6600.0	78	21621	No
167	GOM_NL__2PRFIN20060419_124620_000000442047_00024_21621_9153.N1	19-APR-2006 12:46:20	Straylight	43.500	4	Alp1Cen	-0.010000	5800.0	87	21621	No
168	GOM_NL__2PRFIN20060419_124935_000000412047_00024_21621_9154.N1	19-APR-2006 12:49:35	Straylight	40.500	78	Alp Lup	2.3040	28000.	81	21621	No
169	GOM_NL__2PRFIN20060419_125119_000000402047_00024_21621_9155.N1	19-APR-2006 12:51:19	Straylight	39.500	64	Gam Cen	2.2000	10600.	79	21621	No
170	GOM_NL__2PRFIN20060419_125327_000000472047_00024_21621_9156.N1	19-APR-2006 12:53:27	Straylight	46.500	54	5The Cen	2.0550	4500.0	93	21621	No
171	GOM_NL__2PRFIN20060419_125827_000000402047_00024_21621_9157.N1	19-APR-2006 12:58:27	Tw_i_and_stray	40.000	106	9Bet Crv	2.6480	5600.0	80	21621	No
172	GOM_NL__2PRFIN20060419_130025_000000372047_00024_21621_9158.N1	19-APR-2006 13:00:25	Bright	36.500	163	7Del Crv	2.9450	11000.	73	21621	No
173	GOM_NL__2PRFIN20060419_130437_000000372047_00024_21621_9159.N1	19-APR-2006 13:04:37	Bright	37.000	121	29Gam Vir	2.7400	7200.0	74	21621	No
174	GOM_NL__2PRFIN20060419_130815_000000382047_00024_21621_9160.N1	19-APR-2006 13:08:15	Bright	37.500	138	47Eps Vir	2.8280	4700.0	75	21621	No
175	GOM_NL__2PRFIN20060419_131616_000000362047_00024_21621_9161.N1	19-APR-2006 13:16:16	Bright	35.500	152	12Alp2CVn	2.8900	11000.	71	21621	No
176	GOM_NL__2PRFIN20060419_131801_000000362047_00024_21621_9162.N1	19-APR-2006 13:18:01	Bright	36.000	174	52Psi UMa	3.0040	4400.0	72	21621	No
177	GOM_NL__2PRFIN20060419_132018_000000352047_00024_21621_9163.N1	19-APR-2006 13:20:18	Bright	34.500	87	64Gam UMa	2.4330	11000.	69	21621	No
178	GOM_NL__2PRFIN20060419_132245_000000372047_00024_21621_9164.N1	19-APR-2006 13:22:45	Bright	37.000	36	50Alp UMa	1.8000	6300.0	74	21621	No
179	GOM_NL__2PRFIN20060419_133042_000000332047_00024_21621_9165.N1	19-APR-2006 13:30:42	Bright	33.000	49	1Alp UMi	1.9900	6300.0	66	21621	No
180	GOM_NL__2PRFIN20060419_133819_000000332047_00024_21621_9166.N1	19-APR-2006 13:38:19	Bright	33.000	76	27Gam Cas	2.3000	30000.	66	21621	No
181	GOM_NL__2PRFIN20060419_133937_000000332047_00024_21621_9167.N1	19-APR-2006 13:39:37	Bright	32.500	68	18Alp Cas	2.2250	4500.0	65	21621	No
182	GOM_NL__2PRFIN20060419_134801_000000392047_00024_21621_9168.N1	19-APR-2006 13:48:01	Bright	38.500	164	44Eta Peg	2.9480	5400.0	77	21621	No
183	GOM_NL__2PRFIN20060419_140436_000000442047_00024_21621_9169.N1	19-APR-2006 14:04:36	Dark	43.500	18	24Alp PsA	1.1660	9700.0	87	21621	No
184	GOM_NL__2PRFIN20060419_140811_000000392047_00024_21621_9170.N1	19-APR-2006 14:08:11	Dark	38.500	172	Gam Gru	3.0030	13100.	77	21621	No
185	GOM_NL__2PRFIN20060419_141008_000000442047_00024_21621_9171.N1	19-APR-2006 14:10:08	Dark	43.500	31	Alp Gru	1.7340	15200.	87	21621	No
186	GOM_NL__2PRFIN20060419_141515_000000402047_00025_21622_9150.N1	19-APR-2006 14:15:15	Dark	40.000	45	Alp Pav	1.9400	26000.	80	21622	No
187	GOM_NL__2PRFIN20060419_142229_000000402047_00025_21622_9151.N1	19-APR-2006 14:22:29	Dark	39.500	43	Alp TrA	1.9100	4250.0	79	21622	No
188	GOM_NL__2PRFIN20060419_142437_000000392047_00025_21622_9152.N1	19-APR-2006 14:24:37	Straylight	39.000	134	Bet TrA	2.8100	6600.0	78	21622	No
189	GOM_NL__2PRFIN20060419_142656_000000472047_00025_21622_9153.N1	19-APR-2006 14:26:56	Straylight	46.500	4	Alp1Cen	-0.010000	5800.0	93	21622	No
190	GOM_NL__2PRFIN20060419_143011_000000402047_00025_21622_9154.N1	19-APR-2006 14:30:11	Straylight	39.500	78	Alp Lup	2.3040	28000.	79	21622	No
191	GOM_NL__2PRFIN20060419_143155_000000412047_00025_21622_9155.N1	19-APR-2006 14:31:55	Straylight	40.500	64	Gam Cen	2.2000	10600.	81	21622	No
192	GOM_NL__2PRFIN20060419_143404_000000462047_00025_21622_9156.N1	19-APR-2006 14:34:04	Straylight	45.500	54	5The Cen	2.0550	4500.0	91	21622	No
193	GOM_NL__2PRFIN20060419_143903_000000432047_00025_21622_9157.N1	19-APR-2006 14:39:03	Tw_i_and_stray	42.500	106	9Bet Crv	2.6480	5600.0	85	21622	No
194	GOM_NL__2PRFIN20060419_144101_000000372047_00025_21622_9158.N1	19-APR-2006 14:41:01	Bright	37.000	163	7Del Crv	2.9450	11000.	74	21622	No
195	GOM_NL__2PRFIN20060419_144513_000000372047_00025_21622_9159.N1	19-APR-2006 14:45:13	Bright	37.000	121	29Gam Vir	2.7400	7200.0	74	21622	No
196	GOM_NL__2PRFIN20060419_144851_000000382047_00025_21622_9160.N1	19-APR-2006 14:48:51	Bright	37.500	138	47Eps Vir	2.8280	4700.0	75	21622	No
197	GOM_NL__2PRFIN20060419_145651_000000362047_00025_21622_9161.N1	19-APR-2006 14:56:51	Bright	35.500	152	12Alp2CVn	2.8900	11000.	71	21622	No
198	GOM_NL__2PRFIN20060419_145837_000000342047_00025_21622_9162.N1	19-APR-2006 14:58:37	Bright	33.500	174	52Psi UMa	3.0040	4400.0	67	21622	No
199	GOM_NL__2PRFIN20060419_150054_000000362047_00025_21622_9163.N1	19-APR-2006 15:00:54	Bright	35.500	87	64Gam UMa	2.4330	11000.	71	21622	No
200	GOM_NL__2PRFIN20060419_150321_000000382047_00025_21622_9164.N1	19-APR-2006 15:03:21	Bright	37.500	36	50Alp UMa	1.8000	6300.0	75	21622	No
201	GOM_NL__2PRFIN20060419_151118_000000352047_00025_21622_9165.N1	19-APR-2006 15:11:18	Bright	35.000	49	1Alp UMi	1.9900	6300.0	70	21622	No
202	GOM_NL__2PRFIN20060419_151855_000000472047_00025_21622_9166.N1	19-APR-2006 15:18:55	Bright	46.500	76	27Gam Cas	2.3000	30000.	93	21622	No
203	GOM_NL__2PRFIN20060419_152013_000000342047_00025_21622_9167.N1	19-APR-2006 15:20:13	Bright	33.500	68	18Alp Cas	2.2250	4500.0	67	21622	No
204	GOM_NL__2PRFIN20060419_152838_000000392047_00025_21622_9168.N1	19-APR-2006 15:28:38	Bright	39.000	164	44Eta Peg	2.9480	5400.0	78	21622	No
205	GOM_NL__2PRFIN20060419_153244_000000402047_00025_21622_9169.N1	19-APR-2006 15:32:44	Tw_i_and_stray	39.500	90	54Alp Peg	2.4870	11000.	79	21622	No
206	GOM_NL__2PRFIN20060419_154512_000000422047_00025_21622_9170.N1	19-APR-2006 15:45:12	Dark	42.000	18	24Alp PsA	1.1660	9700.0	84	21622	No
207	GOM_NL__2PRFIN20060419_154848_000000412047_00025_21622_9171.N1	19-APR-2006 15:48:48	Dark	41.000	172	Gam Gru	3.0030	13100.	82	21622	No
208	GOM_NL__2PRFIN20060419_155045_000000422047_00025_21622_9172.N1	19-APR-2006 15:50:45	Dark	41.500	31	Alp Gru	1.7340	15200.	83	21622	No
209	GOM_NL__2PRFIN20060419_155552_000000402047_00026_21623_9150.N1	19-APR-2006 15:55:52	Dark	40.000	45	Alp Pav	1.9400	26000.	80	21623	No
210	GOM_NL__2PRFIN20060419_160306_000000382047_00026_21623_9151.N1	19-APR-2006 16:03:06	Dark	37.500	43	Alp TrA	1.9100	4250.0	75	21623	No
211	GOM_NL__2PRFIN20060419_160514_000000392047_00026_21623_9152.N1	19-APR-2006 16:05:14	Straylight	39.000	134	Bet TrA	2.8100	6600.0	78	21623	No
212	GOM_NL__2PRFIN20060419_160733_000000462047_00026_21623_9153.N1	19-APR-2006 16:07:33	Straylight	46.000	4	Alp1Cen	-0.010000	5800.0	92	21623	No
213	GOM_NL__2PRFIN20060419_161047_000000422047_00026_21623_9154.N1	19-APR-2006 16:10:47	Straylight	41.500	78	Alp Lup	2.3040	28000.	83	21623	No
214	GOM_NL__2PRFIN20060419_161231_000000412047_00026_21623_9155.N1	19-APR-2006 16:12:31	Straylight	41.000	64	Gam Cen	2.2000	10600.	82	21623	No
215	GOM_NL__2PRFIN20060419_161440_000000452047_00026_21623_9156.N1	19-APR-2006 16:14:40	Straylight	45.000	54	5The Cen	2.0550	4500.0	90	21623	No
216	GOM_NL__2PRFIN20060419_161939_000000412047_00026_21623_9157.N1	19-APR-2006 16:19:39	Tw_i_and_stray	40.500	106	9Bet Crv	2.6480	5600.0	81	21623	No
217	GOM_NL__2PRFIN20060419_162137_000000362047_00026_21623_9158.N1	19-APR-2006 16:21:37	Bright	35.500	163	7Del Crv	2.9450	11000.	71	21623	No
218	GOM_NL__2PRFIN20060419_162549_000000372047_00026_21623_9159.N1	19-APR-2006 16:25:49	Bright	37.000	121	29Gam Vir	2.7400	7200.0	74	21623	No
219	GOM_NL__2PRFIN20060419_162927_000000382047_00026_21623_9160.N1	19-APR-2006 16:29:27	Bright	37.500	138	47Eps Vir	2.8280	4700.0	75	21623	No

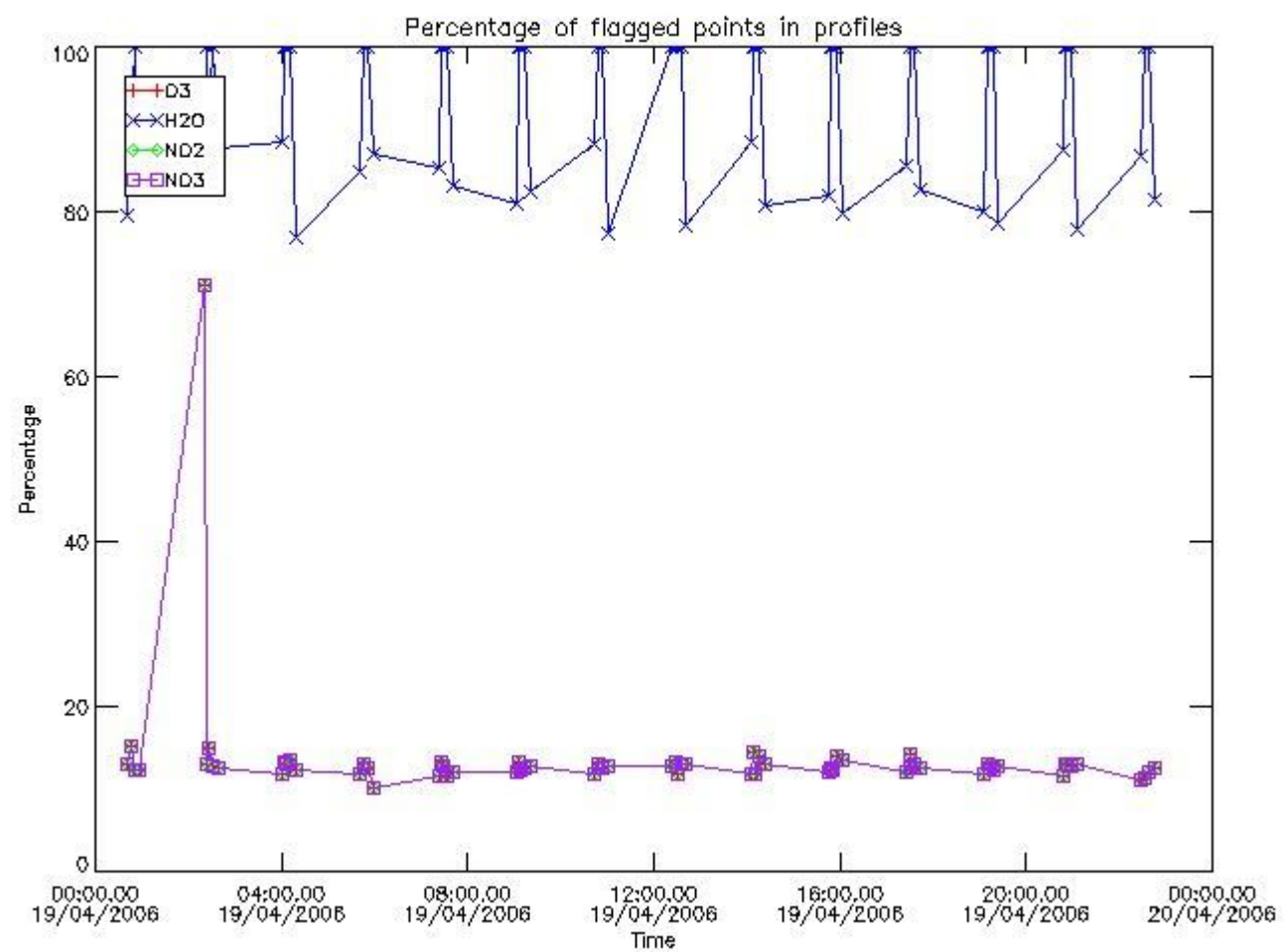
220	GOM_NL__2PRFIN20060419_163727_000000352047_00026_21623_9161.N1	19-APR-2006 16:37:27	Bright	35.000	152	12Alp2CVn	2.8900	11000.	70	21623	No
221	GOM_NL__2PRFIN20060419_163913_000000362047_00026_21623_9162.N1	19-APR-2006 16:39:13	Bright	35.500	174	52Psi UMa	3.0040	4400.0	71	21623	No
222	GOM_NL__2PRFIN20060419_164130_000000362047_00026_21623_9163.N1	19-APR-2006 16:41:30	Bright	36.000	87	64Gam UMa	2.4330	11000.	72	21623	No
223	GOM_NL__2PRFIN20060419_164357_000000362047_00026_21623_9164.N1	19-APR-2006 16:43:57	Bright	35.500	36	50Alp UMa	1.8000	6300.0	71	21623	No
224	GOM_NL__2PRFIN20060419_165154_000000362047_00026_21623_9165.N1	19-APR-2006 16:51:54	Bright	36.000	49	1Alp UMi	1.9900	6300.0	72	21623	No
225	GOM_NL__2PRFIN20060419_165931_000000352047_00026_21623_9166.N1	19-APR-2006 16:59:31	Bright	35.000	76	27Gam Cas	2.3000	30000.	70	21623	No
226	GOM_NL__2PRFIN20060419_170049_000000362047_00026_21623_9167.N1	19-APR-2006 17:00:49	Bright	36.000	68	18Alp Cas	2.2250	4500.0	72	21623	No
227	GOM_NL__2PRFIN20060419_170914_000000382047_00026_21623_9168.N1	19-APR-2006 17:09:14	Bright	37.500	164	44Eta Peg	2.9480	5400.0	75	21623	No
228	GOM_NL__2PRFIN20060419_171320_000000402047_00026_21623_9169.N1	19-APR-2006 17:13:20	Twi_and_stray	40.000	90	54Alp Peg	2.4870	11000.	80	21623	No
229	GOM_NL__2PRFIN20060419_172549_000000422047_00026_21623_9170.N1	19-APR-2006 17:25:49	Dark	42.000	18	24Alp PsA	1.1660	9700.0	84	21623	No
230	GOM_NL__2PRFIN20060419_172924_000000402047_00026_21623_9171.N1	19-APR-2006 17:29:24	Dark	39.500	172	Gam Gru	3.0030	13100.	79	21623	No
231	GOM_NL__2PRFIN20060419_173121_000000412047_00026_21623_9172.N1	19-APR-2006 17:31:21	Dark	41.000	31	Alp Gru	1.7340	15200.	82	21623	No
232	GOM_NL__2PRFIN20060419_173628_000000402047_00027_21624_9150.N1	19-APR-2006 17:36:28	Dark	39.500	45	Alp Pav	1.9400	26000.	79	21624	No
233	GOM_NL__2PRFIN20060419_174342_000000412047_00027_21624_9151.N1	19-APR-2006 17:43:42	Dark	41.000	43	Alp TrA	1.9100	4250.0	82	21624	No
234	GOM_NL__2PRFIN20060419_174550_000000382047_00027_21624_9152.N1	19-APR-2006 17:45:50	Straylight	37.500	134	Bet TrA	2.8100	6600.0	75	21624	No
235	GOM_NL__2PRFIN20060419_174809_000000442047_00027_21624_9153.N1	19-APR-2006 17:48:09	Straylight	44.000	4	Alp1Cen	-0.010000	5800.0	88	21624	No
236	GOM_NL__2PRFIN20060419_175124_000000422047_00027_21624_9154.N1	19-APR-2006 17:51:24	Straylight	41.500	78	Alp Lup	2.3040	28000.	83	21624	No
237	GOM_NL__2PRFIN20060419_175259_000000412047_00027_21624_9155.N1	19-APR-2006 17:52:59	Straylight	41.000	81	Eta Cen	2.3560	28000.	82	21624	No
238	GOM_NL__2PRFIN20060419_175516_000000472047_00027_21624_9156.N1	19-APR-2006 17:55:16	Straylight	46.500	54	5The Cen	2.0550	4500.0	93	21624	No
239	GOM_NL__2PRFIN20060419_180015_000000402047_00027_21624_9157.N1	19-APR-2006 18:00:15	Twi_and_stray	40.000	106	9Bet Crv	2.6480	5600.0	80	21624	No
240	GOM_NL__2PRFIN20060419_180213_000000362047_00027_21624_9158.N1	19-APR-2006 18:02:13	Bright	35.500	163	7Del Crv	2.9450	11000.	71	21624	No
241	GOM_NL__2PRFIN20060419_180625_000000362047_00027_21624_9159.N1	19-APR-2006 18:06:25	Bright	36.000	121	29Gam Vir	2.7400	7200.0	72	21624	No
242	GOM_NL__2PRFIN20060419_181003_000000382047_00027_21624_9160.N1	19-APR-2006 18:10:03	Bright	37.500	138	47Eps Vir	2.8280	4700.0	75	21624	No
243	GOM_NL__2PRFIN20060419_181803_000000372047_00027_21624_9161.N1	19-APR-2006 18:18:03	Bright	37.000	152	12Alp2CVn	2.8900	11000.	74	21624	No
244	GOM_NL__2PRFIN20060419_181950_000000362047_00027_21624_9162.N1	19-APR-2006 18:19:50	Bright	36.000	174	52Psi UMa	3.0040	4400.0	72	21624	No
245	GOM_NL__2PRFIN20060419_182206_000000352047_00027_21624_9163.N1	19-APR-2006 18:22:06	Bright	35.000	87	64Gam UMa	2.4330	11000.	70	21624	No
246	GOM_NL__2PRFIN20060419_182433_000000372047_00027_21624_9164.N1	19-APR-2006 18:24:33	Bright	37.000	36	50Alp UMa	1.8000	6300.0	74	21624	No
247	GOM_NL__2PRFIN20060419_183230_000000372047_00027_21624_9165.N1	19-APR-2006 18:32:30	Bright	36.500	49	1Alp UMi	1.9900	6300.0	73	21624	No
248	GOM_NL__2PRFIN20060419_184007_000000322047_00027_21624_9166.N1	19-APR-2006 18:40:07	Bright	32.000	76	27Gam Cas	2.3000	30000.	64	21624	No
249	GOM_NL__2PRFIN20060419_184125_000000322047_00027_21624_9167.N1	19-APR-2006 18:41:25	Bright	32.000	68	18Alp Cas	2.2250	4500.0	64	21624	No
250	GOM_NL__2PRFIN20060419_184950_000000362047_00027_21624_9168.N1	19-APR-2006 18:49:50	Bright	35.500	164	44Eta Peg	2.9480	5400.0	71	21624	No
251	GOM_NL__2PRFIN20060419_185356_000000392047_00027_21624_9169.N1	19-APR-2006 18:53:56	Twi_and_stray	39.000	90	54Alp Peg	2.4870	11000.	78	21624	No
252	GOM_NL__2PRFIN20060419_190625_000000432047_00027_21624_9170.N1	19-APR-2006 19:06:25	Dark	43.000	18	24Alp PsA	1.1660	9700.0	86	21624	No
253	GOM_NL__2PRFIN20060419_191001_000000392047_00027_21624_9171.N1	19-APR-2006 19:10:01	Dark	39.000	172	Gam Gru	3.0030	13100.	78	21624	No
254	GOM_NL__2PRFIN20060419_191158_000000412047_00027_21624_9172.N1	19-APR-2006 19:11:58	Dark	41.000	31	Alp Gru	1.7340	15200.	82	21624	No
255	GOM_NL__2PRFIN20060419_191705_000000422047_00028_21625_9150.N1	19-APR-2006 19:17:05	Dark	41.500	45	Alp Pav	1.9400	26000.	83	21625	No
256	GOM_NL__2PRFIN20060419_192418_000000402047_00028_21625_9151.N1	19-APR-2006 19:24:18	Dark	40.000	43	Alp TrA	1.9100	4250.0	80	21625	No
257	GOM_NL__2PRFIN20060419_192626_000000412047_00028_21625_9152.N1	19-APR-2006 19:26:26	Straylight	40.500	134	Bet TrA	2.8100	6600.0	81	21625	No
258	GOM_NL__2PRFIN20060419_192845_000000492047_00028_21625_9153.N1	19-APR-2006 19:28:45	Straylight	48.500	4	Alp1Cen	-0.010000	5800.0	97	21625	No
259	GOM_NL__2PRFIN20060419_193200_000000432047_00028_21625_9154.N1	19-APR-2006 19:32:00	Straylight	42.500	78	Alp Lup	2.3040	28000.	85	21625	No
260	GOM_NL__2PRFIN20060419_193335_000000452047_00028_21625_9155.N1	19-APR-2006 19:33:35	Straylight	45.000	81	Eta Cen	2.3560	28000.	90	21625	No
261	GOM_NL__2PRFIN20060419_193552_000000482047_00028_21625_9156.N1	19-APR-2006 19:35:52	Straylight	47.500	54	5The Cen	2.0550	4500.0	95	21625	No
262	GOM_NL__2PRFIN20060419_194051_000000432047_00028_21625_9157.N1	19-APR-2006 19:40:51	Twi_and_stray	42.500	106	9Bet Crv	2.6480	5600.0	85	21625	No
263	GOM_NL__2PRFIN20060419_194249_000000372047_00028_21625_9158.N1	19-APR-2006 19:42:49	Bright	36.500	163	7Del Crv	2.9450	11000.	73	21625	No
264	GOM_NL__2PRFIN20060419_194701_000000362047_00028_21625_9159.N1	19-APR-2006 19:47:01	Bright	36.000	121	29Gam Vir	2.7400	7200.0	72	21625	No
265	GOM_NL__2PRFIN20060419_195039_000000382047_00028_21625_9160.N1	19-APR-2006 19:50:39	Bright	38.000	138	47Eps Vir	2.8280	4700.0	76	21625	No
266	GOM_NL__2PRFIN20060419_195839_000000552047_00028_21625_9161.N1	19-APR-2006 19:58:39	Bright	55.000	152	12Alp2CVn	2.8900	11000.	110	21625	No
267	GOM_NL__2PRFIN20060419_200026_000000352047_00028_21625_9162.N1	19-APR-2006 20:00:26	Bright	35.000	174	52Psi UMa	3.0040	4400.0	70	21625	No
268	GOM_NL__2PRFIN20060419_200242_000000372047_00028_21625_9163.N1	19-APR-2006 20:02:42	Bright	36.500	87	64Gam UMa	2.4330	11000.	73	21625	No
269	GOM_NL__2PRFIN20060419_200509_000000382047_00028_21625_4530.N1	19-APR-2006 20:05:09	Bright	37.500	36	50Alp UMa	1.8000	6300.0	75	21625	No
270	GOM_NL__2PRFIN20060419_201306_000000522047_00028_21625_9165.N1	19-APR-2006 20:13:06	Bright	52.000	49	1Alp UMi	1.9900	6300.0	104	21625	No
271	GOM_NL__2PRFIN20060419_202043_000000332047_00028_21625_9166.N1	19-APR-2006 20:20:43	Bright	33.000	76	27Gam Cas	2.3000	30000.	66	21625	No
272	GOM_NL__2PRFIN20060419_202201_000000332047_00028_21625_9167.N1	19-APR-2006 20:22:01	Bright	32.500	68	18Alp Cas	2.2250	4500.0	65	21625	No
273	GOM_NL__2PRFIN20060419_203026_000000382047_00028_21625_9168.N1	19-APR-2006 20:30:26	Bright	38.000	164	44Eta Peg	2.9480	5400.0	76	21625	No
274	GOM_NL__2PRFIN20060419_203433_000000412047_00028_21625_9169.N1	19-APR-2006 20:34:33	Twi_and_stray	41.000	90	54Alp Peg	2.4870	11000.	82	21625	No
275	GOM_NL__2PRFIN20060419_204701_000000452047_00028_21625_9170.N1	19-APR-2006 20:47:01	Dark	44.500	18	24Alp PsA	1.1660	9700.0	89	21625	No
276	GOM_NL__2PRFIN20060419_205037_000000392047_00028_21625_9171.N1	19-APR-2006 20:50:37	Dark	39.000	172	Gam Gru	3.0030	13100.	78	21625	No
277	GOM_NL__2PRFIN20060419_205234_000000402047_00028_21625_9172.N1	19-APR-2006 20:52:34	Dark	39.500	31	Alp Gru	1.7340	15200.	79	21625	No
278	GOM_NL__2PRFIN20060419_205741_000000402047_00029_21626_9172.N1	19-APR-2006 20:57:41	Dark	40.000	45	Alp Pav	1.9400	26000.	80	21626	No

279	GOM_NL__2PRFIN20060419_210455_000000392047_00029_21626_9173.N1	19-APR-2006 21:04:55	Dark	39.000	43	Alp TrA	1.9100	4250.0	78	21626	No
280	GOM_NL__2PRFIN20060419_210703_000000392047_00029_21626_9174.N1	19-APR-2006 21:07:03	Straylight	38.500	134	Bet TrA	2.8100	6600.0	77	21626	No
281	GOM_NL__2PRFIN20060419_210922_000000482047_00029_21626_9175.N1	19-APR-2006 21:09:22	Straylight	48.000	4	Alp1Cen	-0.010000	5800.0	96	21626	No
282	GOM_NL__2PRFIN20060419_211237_000000442047_00029_21626_9176.N1	19-APR-2006 21:12:37	Straylight	43.500	78	Alp Lup	2.3040	28000.	87	21626	No
283	GOM_NL__2PRFIN20060419_211412_000000432047_00029_21626_9177.N1	19-APR-2006 21:14:12	Straylight	42.500	81	Eta Cen	2.3560	28000.	85	21626	No
284	GOM_NL__2PRFIN20060419_211629_000000452047_00029_21626_9178.N1	19-APR-2006 21:16:29	Straylight	45.000	54	5The Cen	2.0550	4500.0	90	21626	No
285	GOM_NL__2PRFIN20060419_212127_000000432047_00029_21626_9179.N1	19-APR-2006 21:21:27	Tw_i_and_stray	42.500	106	9Bet Crv	2.6480	5600.0	85	21626	No
286	GOM_NL__2PRFIN20060419_212435_000000312047_00029_21626_9180.N1	19-APR-2006 21:24:35	Bright	31.000	15	67Alp Vir	0.97600	28000.	62	21626	No
287	GOM_NL__2PRFIN20060419_212737_000000372047_00029_21626_9181.N1	19-APR-2006 21:27:37	Bright	36.500	121	29Gam Vir	2.7400	7200.0	73	21626	No
288	GOM_NL__2PRFIN20060419_213115_000000382047_00029_21626_9182.N1	19-APR-2006 21:31:15	Bright	38.000	138	47Eps Vir	2.8280	4700.0	76	21626	No
289	GOM_NL__2PRFIN20060419_213914_000000372047_00029_21626_9183.N1	19-APR-2006 21:39:14	Bright	36.500	152	12Alp2CVn	2.8900	11000.	73	21626	No
290	GOM_NL__2PRFIN20060419_214102_000000512047_00029_21626_9184.N1	19-APR-2006 21:41:02	Bright	50.500	174	52Psi UMa	3.0040	4400.0	101	21626	No
291	GOM_NL__2PRFIN20060419_214318_000000352047_00029_21626_9185.N1	19-APR-2006 21:43:18	Bright	34.500	87	64Gam UMa	2.4330	11000.	69	21626	No
292	GOM_NL__2PRFIN20060419_214545_000000372047_00029_21626_9186.N1	19-APR-2006 21:45:45	Bright	37.000	36	50Alp UMa	1.8000	6300.0	74	21626	No
293	GOM_NL__2PRFIN20060419_215342_000000382047_00029_21626_9187.N1	19-APR-2006 21:53:42	Bright	37.500	49	1Alp UMi	1.9900	6300.0	75	21626	No
294	GOM_NL__2PRFIN20060419_220119_000000392047_00029_21626_9188.N1	19-APR-2006 22:01:19	Bright	38.500	76	27Gam Cas	2.3000	30000.	77	21626	No
295	GOM_NL__2PRFIN20060419_220237_000000332047_00029_21626_9189.N1	19-APR-2006 22:02:37	Bright	33.000	68	18Alp Cas	2.2250	4500.0	66	21626	No
296	GOM_NL__2PRFIN20060419_221102_000000382047_00029_21626_9190.N1	19-APR-2006 22:11:02	Bright	37.500	164	44Eta Peg	2.9480	5400.0	75	21626	No
297	GOM_NL__2PRFIN20060419_221509_000000392047_00029_21626_9191.N1	19-APR-2006 22:15:09	Tw_i_and_stray	39.000	90	54Alp Peg	2.4870	11000.	78	21626	No
298	GOM_NL__2PRFIN20060419_222737_000000462047_00029_21626_9192.N1	19-APR-2006 22:27:37	Dark	46.000	18	24Alp PsA	1.1660	9700.0	92	21626	No
299	GOM_NL__2PRFIN20060419_223310_000000452047_00029_21626_9193.N1	19-APR-2006 22:33:10	Dark	45.000	31	Alp Gru	1.7340	15200.	90	21626	No
300	GOM_NL__2PRFIN20060419_223818_000000422047_00030_21627_9172.N1	19-APR-2006 22:38:18	Dark	42.000	45	Alp Pav	1.9400	26000.	84	21627	No
301	GOM_NL__2PRFIN20060419_224531_000000412047_00030_21627_9173.N1	19-APR-2006 22:45:31	Dark	41.000	43	Alp TrA	1.9100	4250.0	82	21627	No
302	GOM_NL__2PRFIN20060419_224739_000000392047_00030_21627_9174.N1	19-APR-2006 22:47:39	Straylight	38.500	134	Bet TrA	2.8100	6600.0	77	21627	No
303	GOM_NL__2PRFIN20060419_224958_000000522047_00030_21627_9175.N1	19-APR-2006 22:49:58	Straylight	52.000	4	Alp1Cen	-0.010000	5800.0	104	21627	No
304	GOM_NL__2PRFIN20060419_225313_000000422047_00030_21627_9176.N1	19-APR-2006 22:53:13	Straylight	41.500	78	Alp Lup	2.3040	28000.	83	21627	No
305	GOM_NL__2PRFIN20060419_225448_000000442047_00030_21627_9177.N1	19-APR-2006 22:54:48	Straylight	44.000	81	Eta Cen	2.3560	28000.	88	21627	No
306	GOM_NL__2PRFIN20060419_225705_000000462047_00030_21627_9178.N1	19-APR-2006 22:57:05	Straylight	46.000	54	5The Cen	2.0550	4500.0	92	21627	No
307	GOM_NL__2PRFIN20060419_230203_000000392047_00030_21627_9179.N1	19-APR-2006 23:02:03	Tw_i_and_stray	38.500	106	9Bet Crv	2.6480	5600.0	77	21627	No
308	GOM_NL__2PRFIN20060419_230511_000000312047_00030_21627_9180.N1	19-APR-2006 23:05:11	Bright	31.000	15	67Alp Vir	0.97600	28000.	62	21627	No
309	GOM_NL__2PRFIN20060419_230813_000000362047_00030_21627_9181.N1	19-APR-2006 23:08:13	Bright	36.000	121	29Gam Vir	2.7400	7200.0	72	21627	No
310	GOM_NL__2PRFIN20060419_231151_000000382047_00030_21627_9182.N1	19-APR-2006 23:11:51	Bright	38.000	138	47Eps Vir	2.8280	4700.0	76	21627	No
311	GOM_NL__2PRFIN20060419_231950_000000372047_00030_21627_9183.N1	19-APR-2006 23:19:50	Bright	37.000	152	12Alp2CVn	2.8900	11000.	74	21627	No
312	GOM_NL__2PRFIN20060419_232138_000000362047_00030_21627_9184.N1	19-APR-2006 23:21:38	Bright	36.000	174	52Psi UMa	3.0040	4400.0	72	21627	No
313	GOM_NL__2PRFIN20060419_232354_000000352047_00030_21627_9185.N1	19-APR-2006 23:23:54	Bright	34.500	87	64Gam UMa	2.4330	11000.	69	21627	No
314	GOM_NL__2PRFIN20060419_232621_000000372047_00030_21627_9186.N1	19-APR-2006 23:26:21	Bright	37.000	36	50Alp UMa	1.8000	6300.0	74	21627	No
315	GOM_NL__2PRFIN20060419_233417_000000332047_00030_21627_9187.N1	19-APR-2006 23:34:17	Bright	32.500	49	1Alp UMi	1.9900	6300.0	65	21627	No
316	GOM_NL__2PRFIN20060419_234155_000000322047_00030_21627_9188.N1	19-APR-2006 23:41:55	Bright	32.000	76	27Gam Cas	2.3000	30000.	64	21627	No
317	GOM_NL__2PRFIN20060419_234313_000000362047_00030_21627_9189.N1	19-APR-2006 23:43:13	Bright	36.000	68	18Alp Cas	2.2250	4500.0	72	21627	No
318	GOM_NL__2PRFIN20060419_235138_000000392047_00030_21627_9190.N1	19-APR-2006 23:51:38	Bright	38.500	164	44Eta Peg	2.9480	5400.0	77	21627	No
319	GOM_NL__2PRFIN20060419_235545_000000392047_00030_21627_9191.N1	19-APR-2006 23:55:45	Tw_i_and_stray	39.000	90	54Alp Peg	2.4870	11000.	78	21627	No

3. Quality information per product


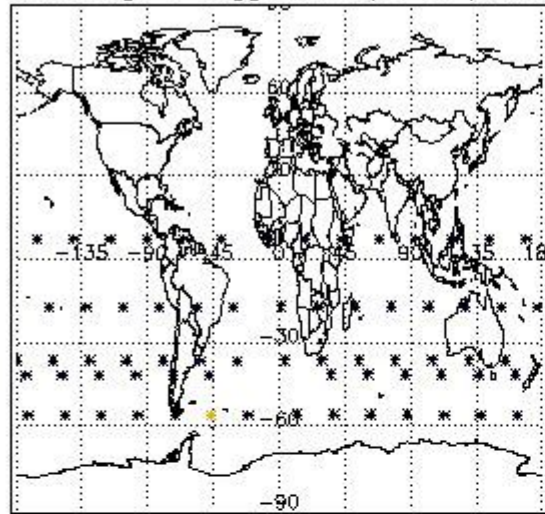
In this section it is plotted some information contained in the Quality Summary data set of the level 2 products. Only products in dark limb conditions and without errors (error flag in the MPH set to "0") are used.

3.1 Plot quality information per product (time dependant)

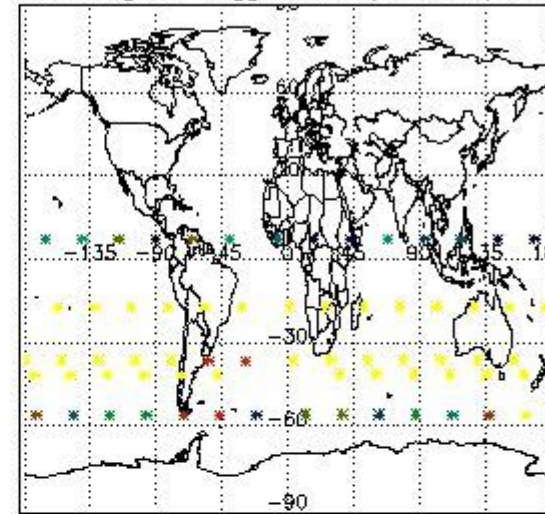


3.2 Plot quality information per product (world map)

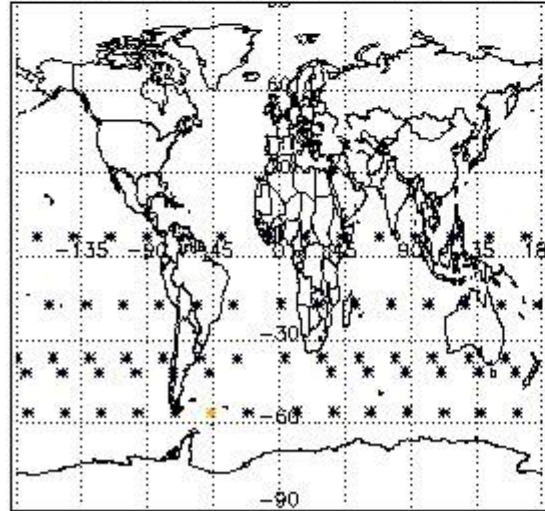
Percentage of flagged data per O3 profile



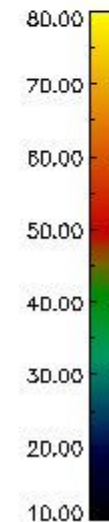
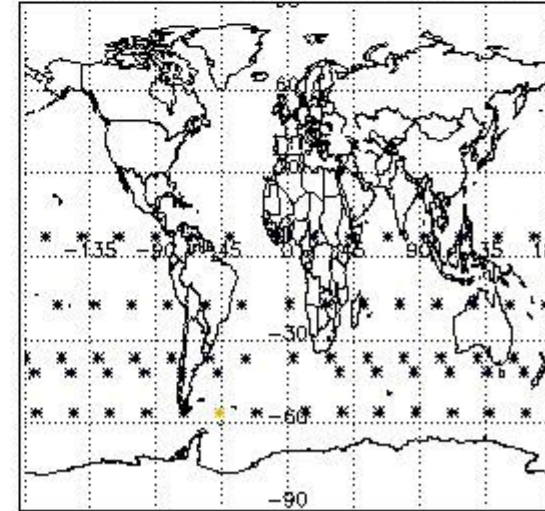
Percentage of flagged data per H2O profile



Percentage of flagged data per NO2 profile



Percentage of flagged data per NO3 profile

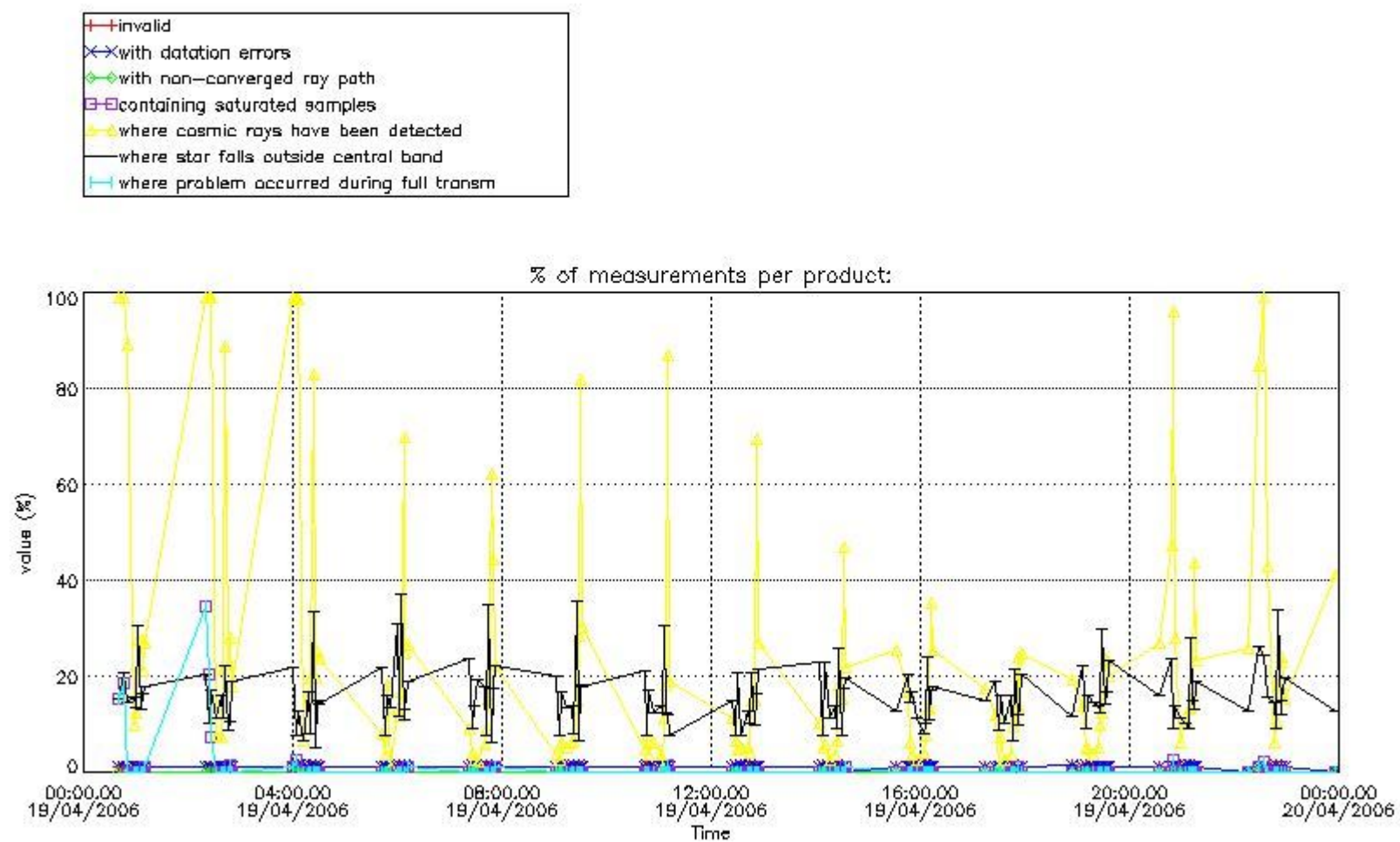


4. Level 1 quality information per product

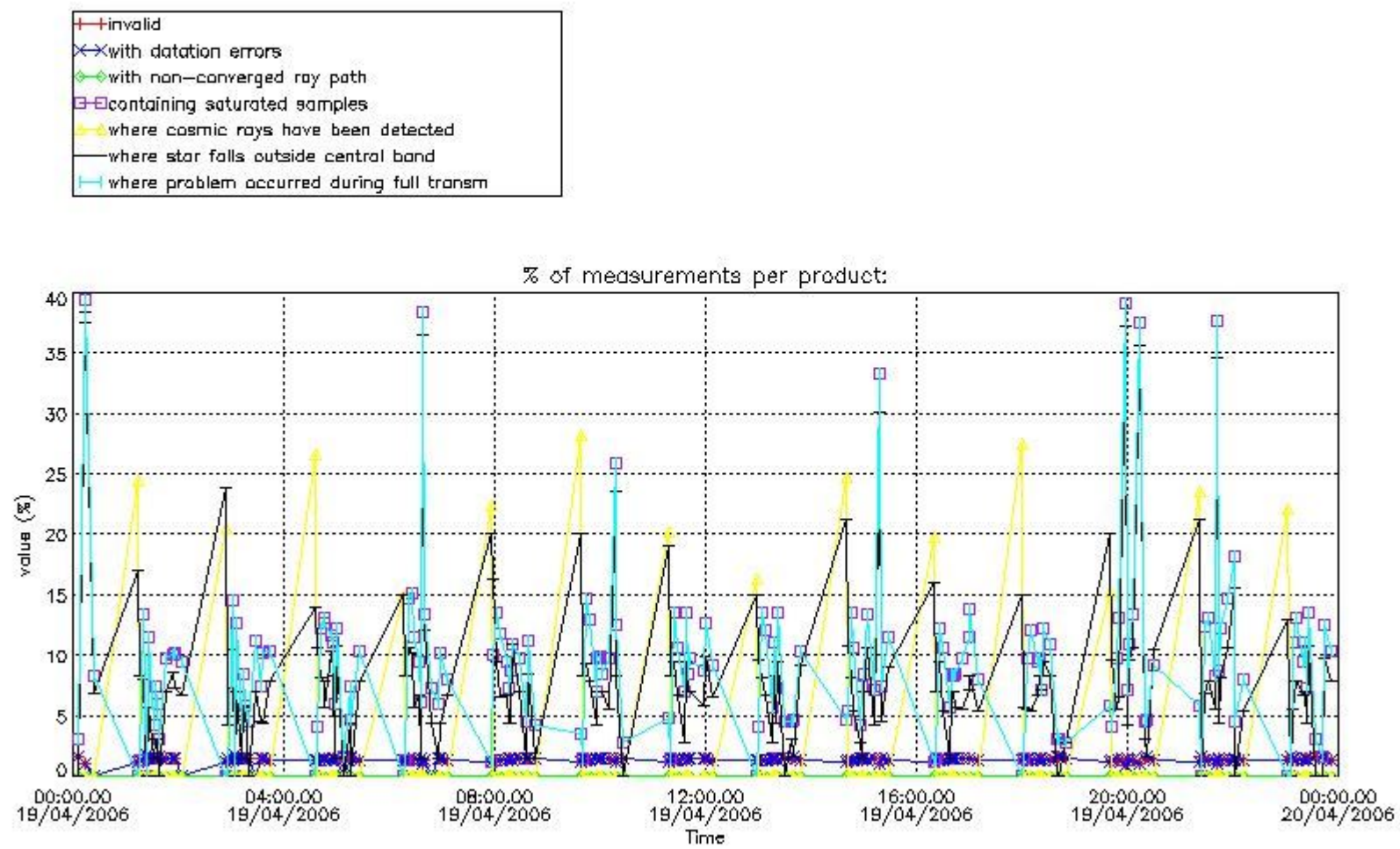
In this section it is plotted some information contained in the Quality Summary data set of the level 2 products that comes from the level 1b processing. Products without errors (error flag in the MPH set to "0") are used.

4.1 Plot quality information per product (time dependant) coming from level 1b processing

4.1.1 Plot level 1 quality information per product (time dependant): ENVISAT ASCENDING passes

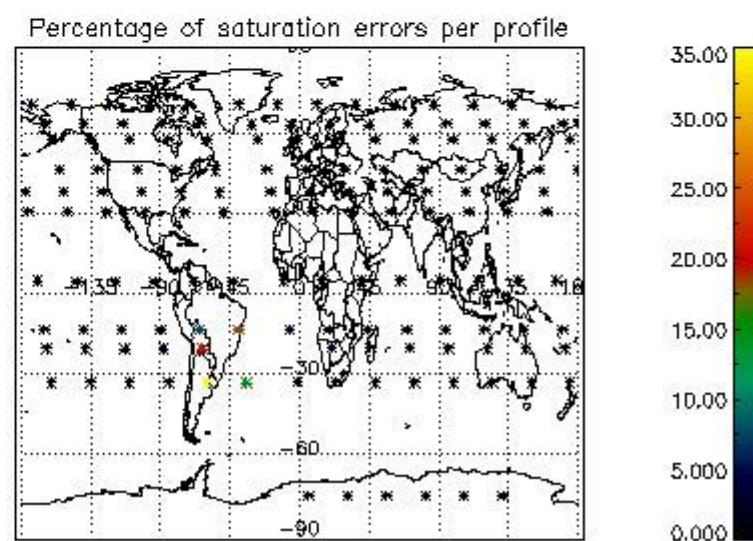
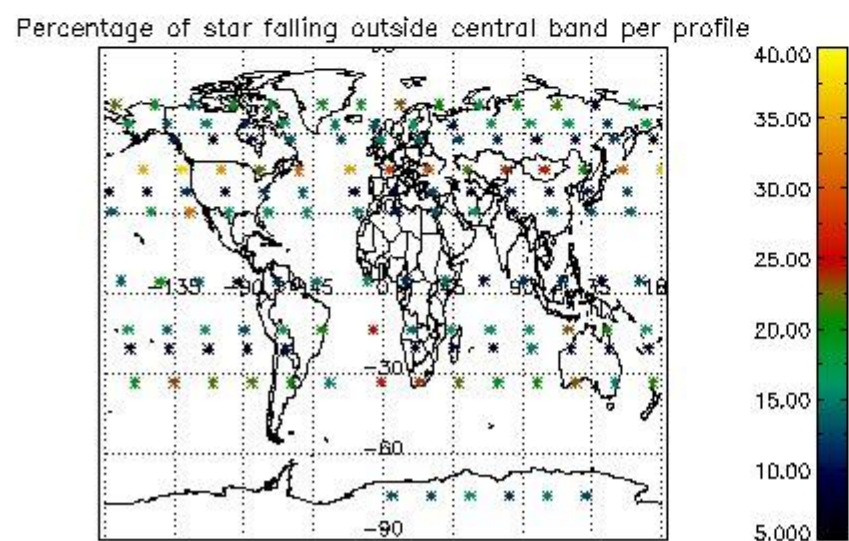
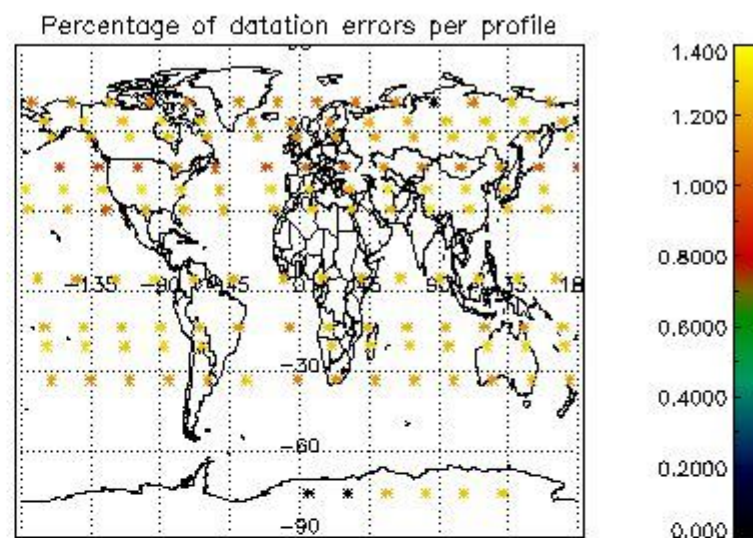
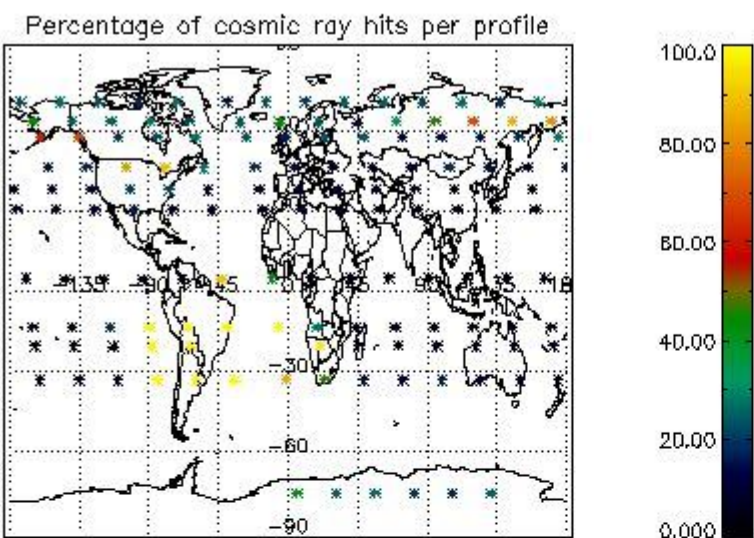


4.1.2 Plot level 1 quality information per product (time dependant): ENVI SAT DESCENDING passes

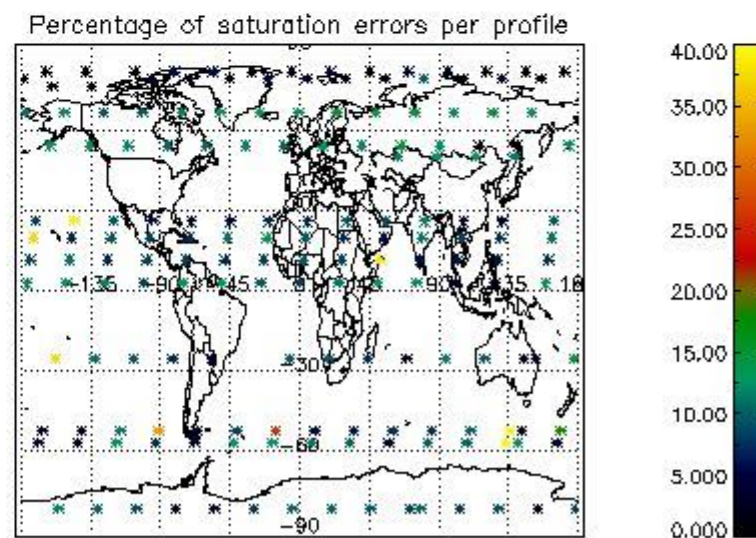
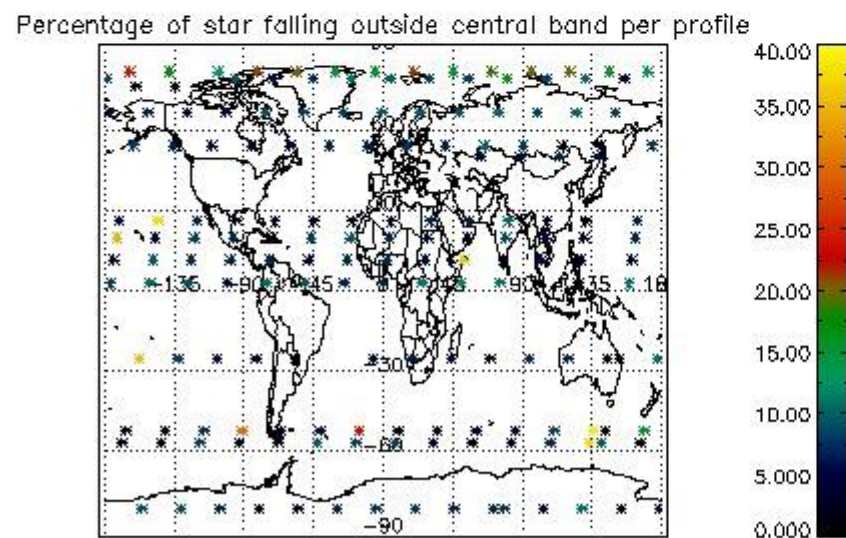
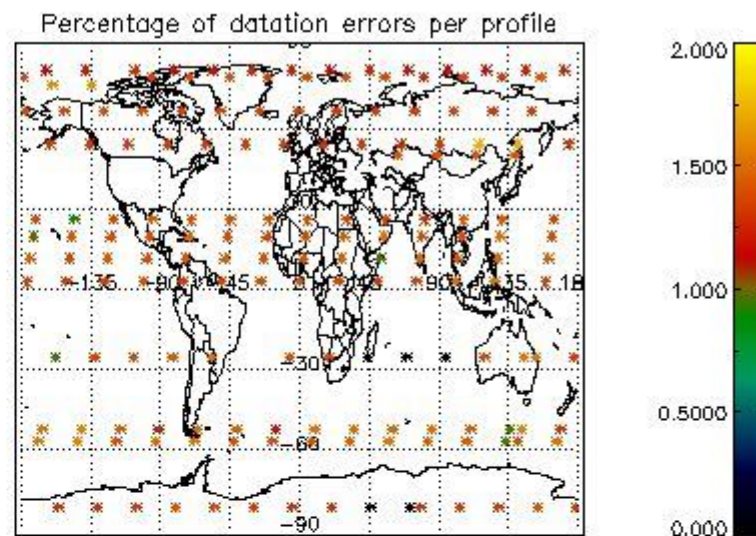
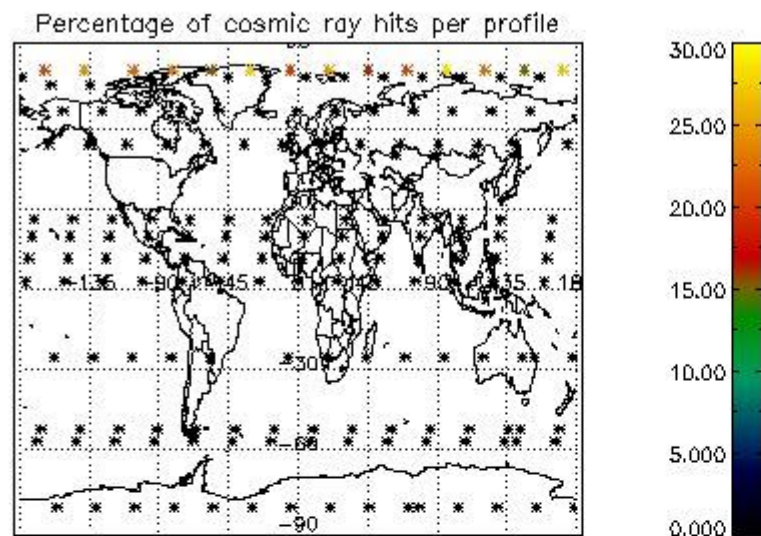


4.2 Plot quality information per product coming from level 1b processing (world map)

4.2.1 Plot level 1 quality information per product (world map): ENVISAT ASCENDING passes



4.2.2 Plot level 1 quality information per product (world map): ENVISAT DESCENDING passes



5. Trace gas profiles

5.1 Ozone statistics based on quality of products

The final quality of the products can be "measured" using the STD (Standard Deviation) attached to every point profile. This information is written to the parameter GOM_NL__2P/NL_LOCAL_SPECIES_DENSITY/o3_std of the level 2 products. The table below shows the statistics for given STD ranges.

The statistics are given with respect to the overall valid production:

- Products without fatal errors: GOM_NL__2P/MPH/PRODUCT_ERR=0
- Valid point profile: GOM_NL__2P/NL_LOCAL_SPECIES_DENSITY/pcd(0)=0

The 'Criteria' is applied to valid points of dark limb products:

- Products in dark limb illumination condition: GOM_NL__2P/NL_SUMMARY_QUALITY/obs_ill_cond=0
- Products without fatal errors: GOM_NL__2P/MPH/PRODUCT_ERR=0
- Valid point profile: GOM_NL__2P/NL_LOCAL_SPECIES_DENSITY/pcd(0)=0

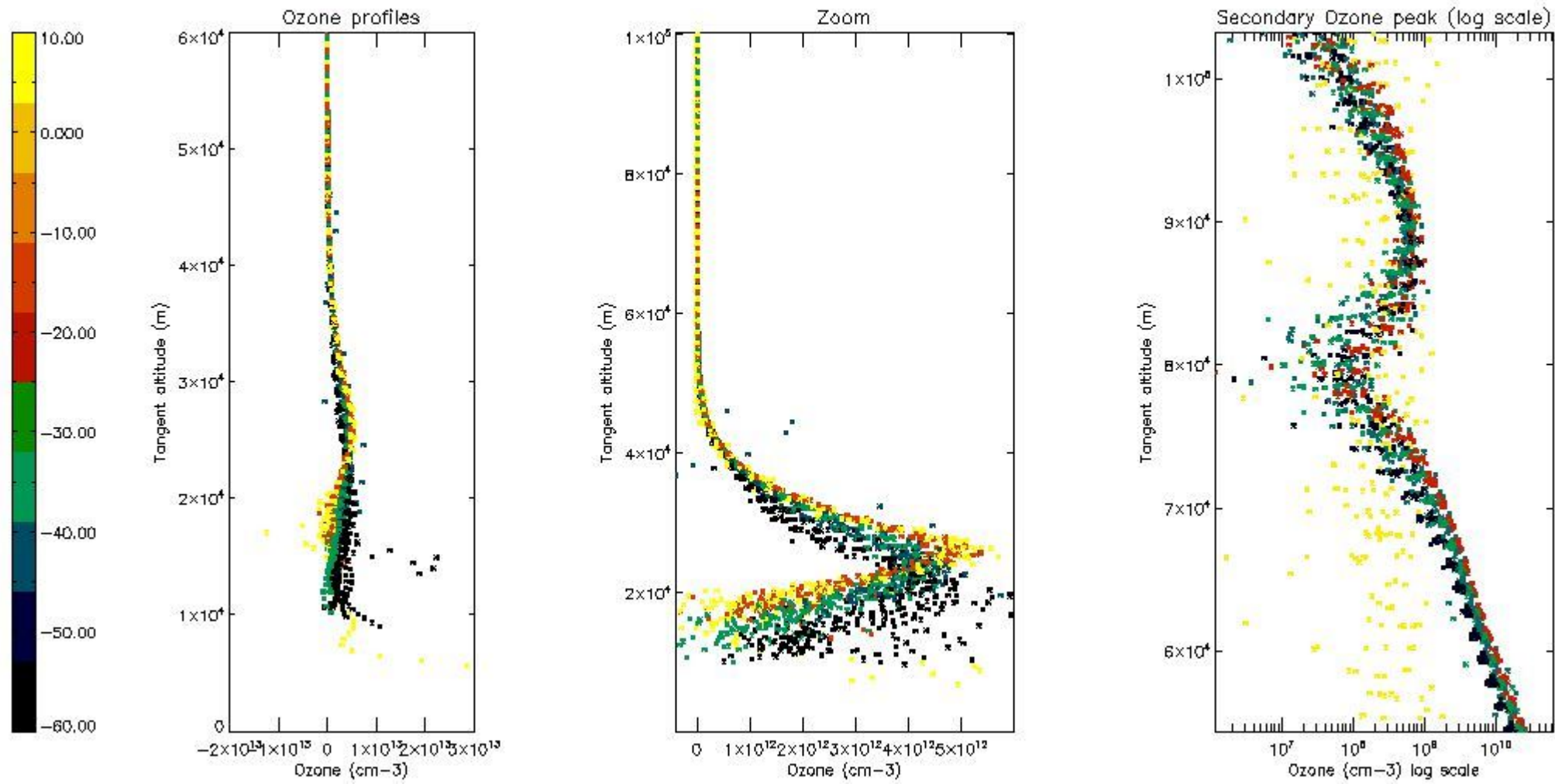
So, the table below shows the percentage of dark limb and valid observations for each criteria with respect to the overall valid daily observations.

Criteria	% of total production
All STD	23
STD < 20	14

STD < 10	11
STD < 5	7

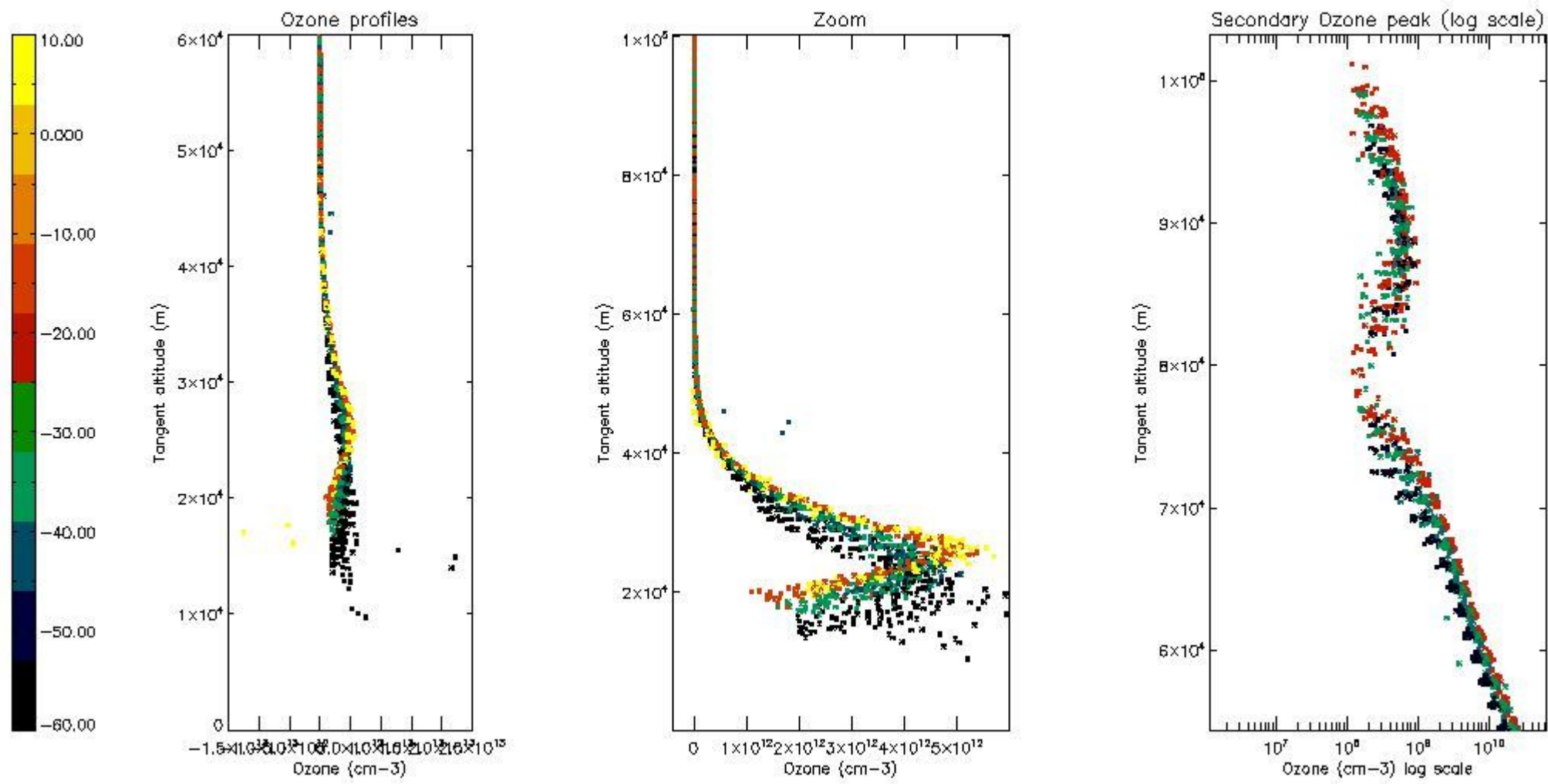
5.2 Plot ozone profiles for all STD (dark without errors)

The colorbar represents the latitude.



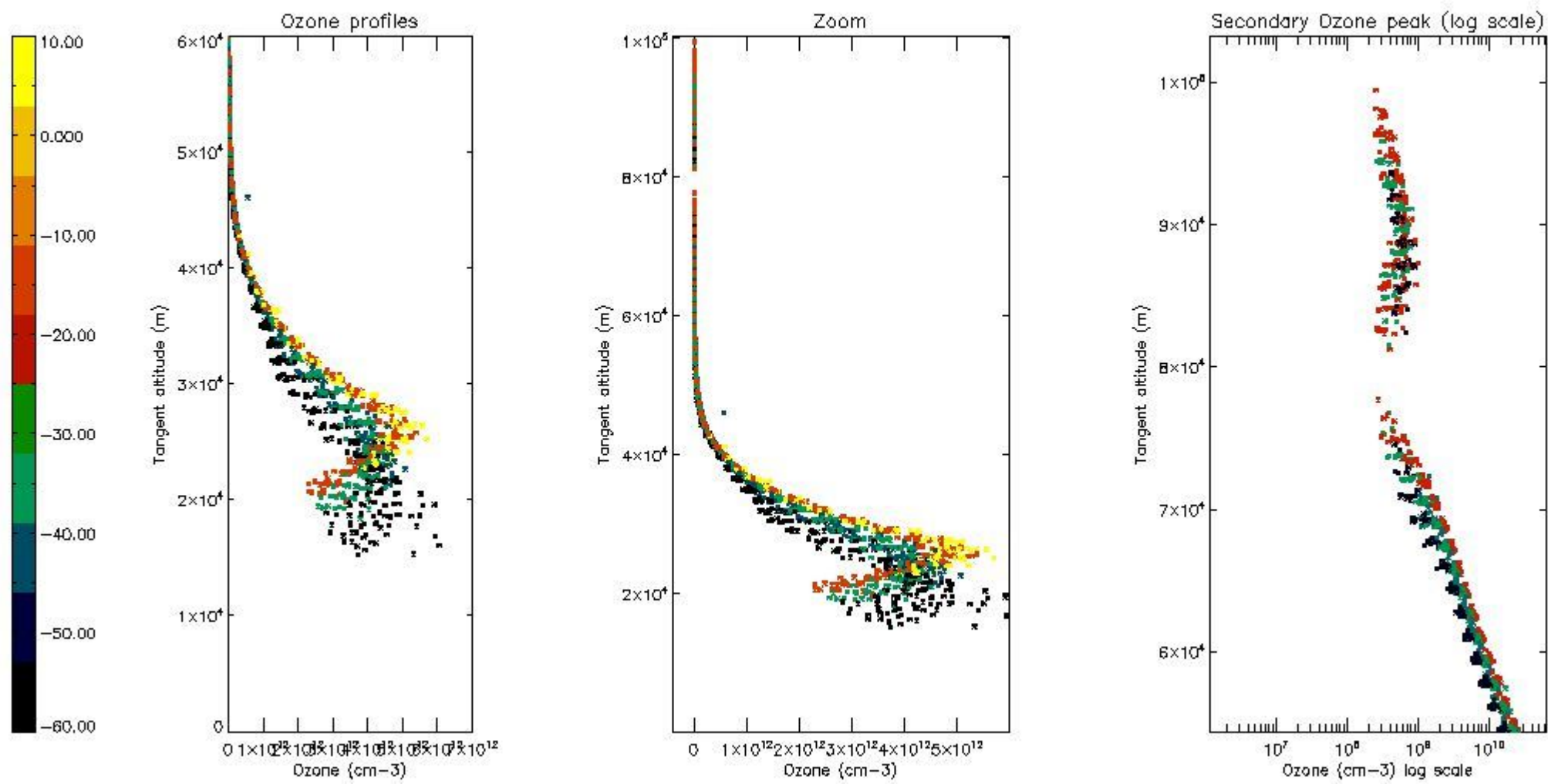
5.3 Plot ozone profiles where STD < 20% (dark without errors)

The colorbar represents the latitude.



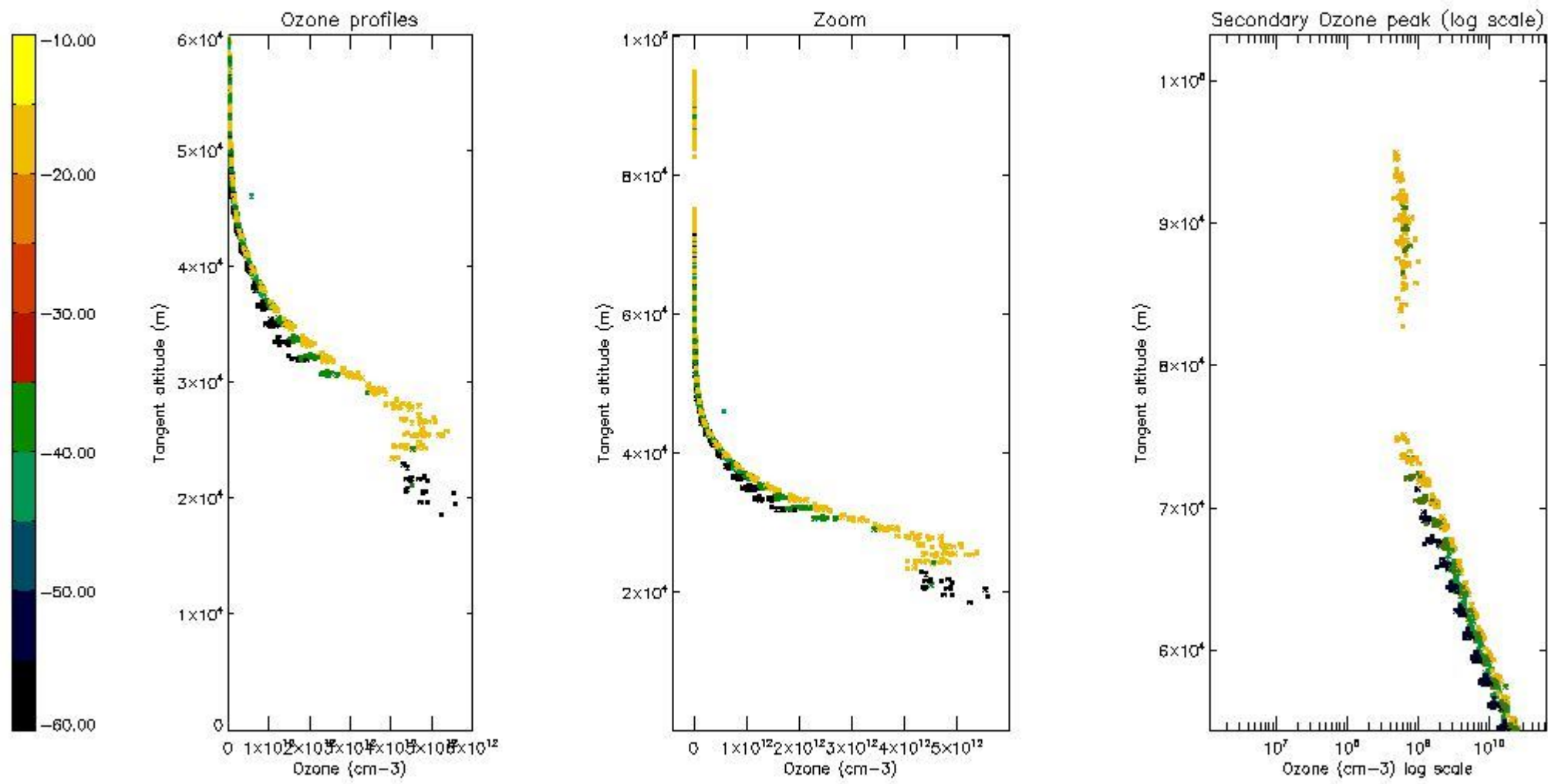
5.4 Plot ozone profiles where $STD < 10\%$ (dark without errors)

The colorbar represents the latitude.



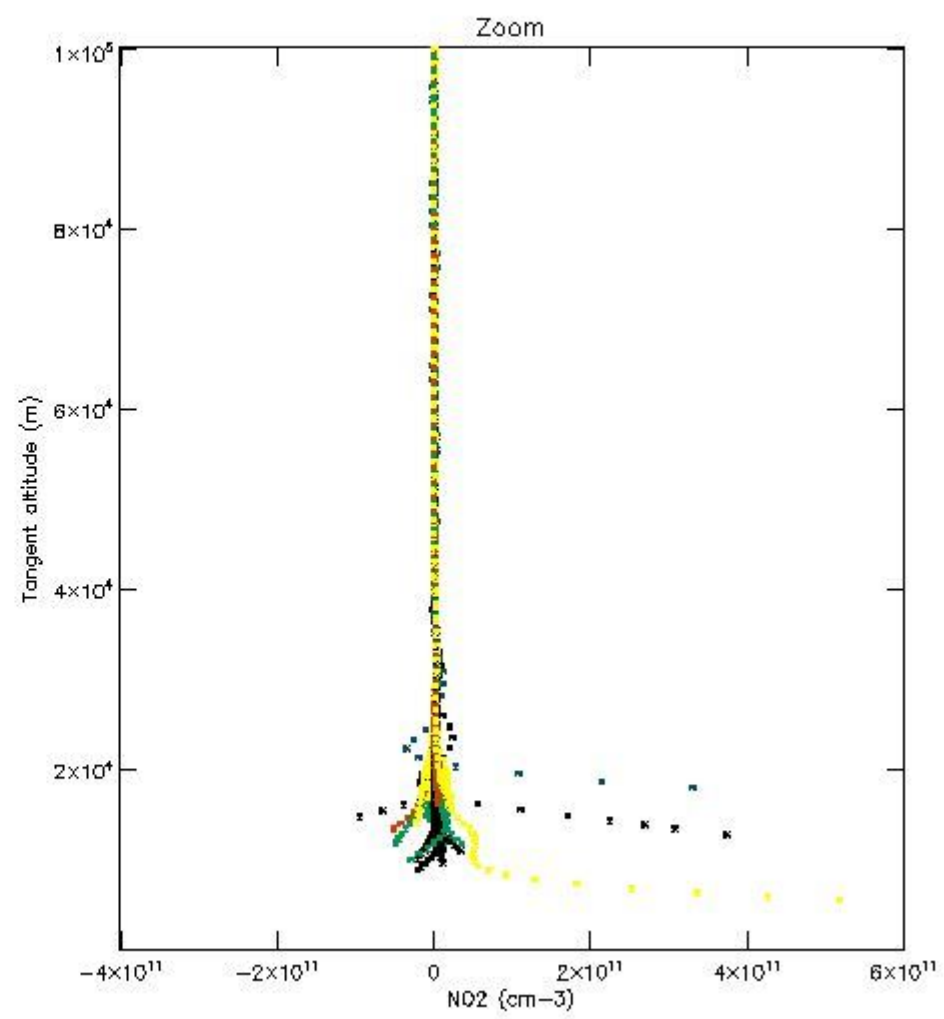
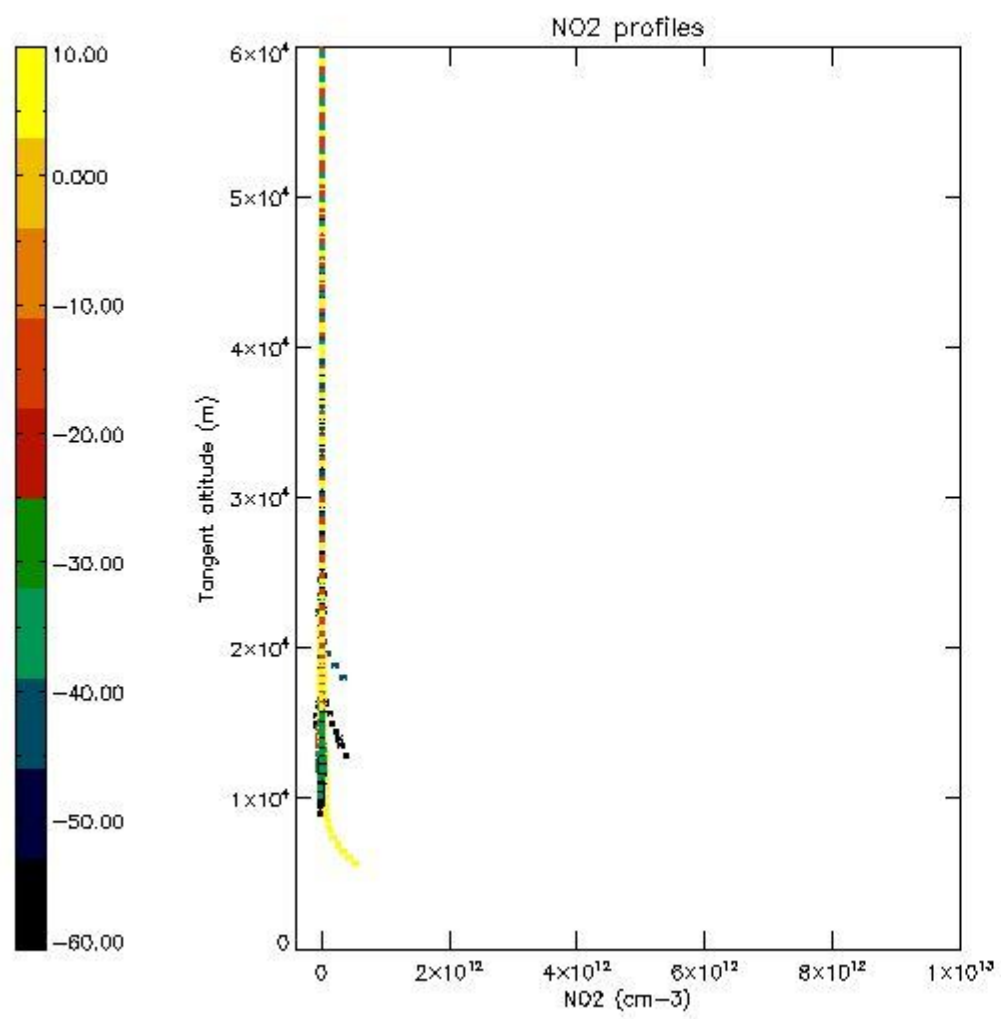
5.5 Plot ozone profiles where STD < 5% (dark without errors)

The colorbar represents the latitude.



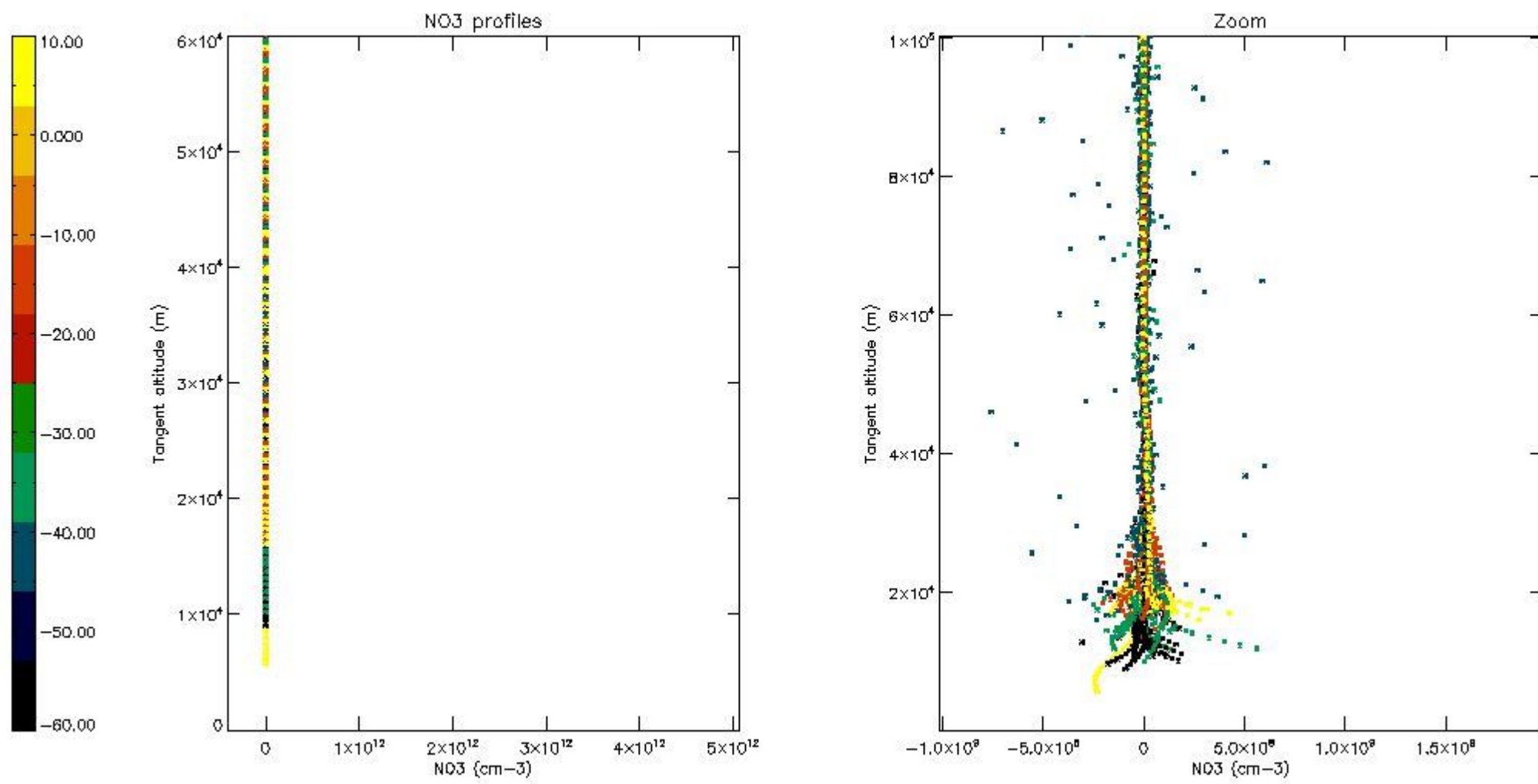
5.6 Plot NO₂ profiles for all STD (dark without errors)

The colorbar represents the latitude.



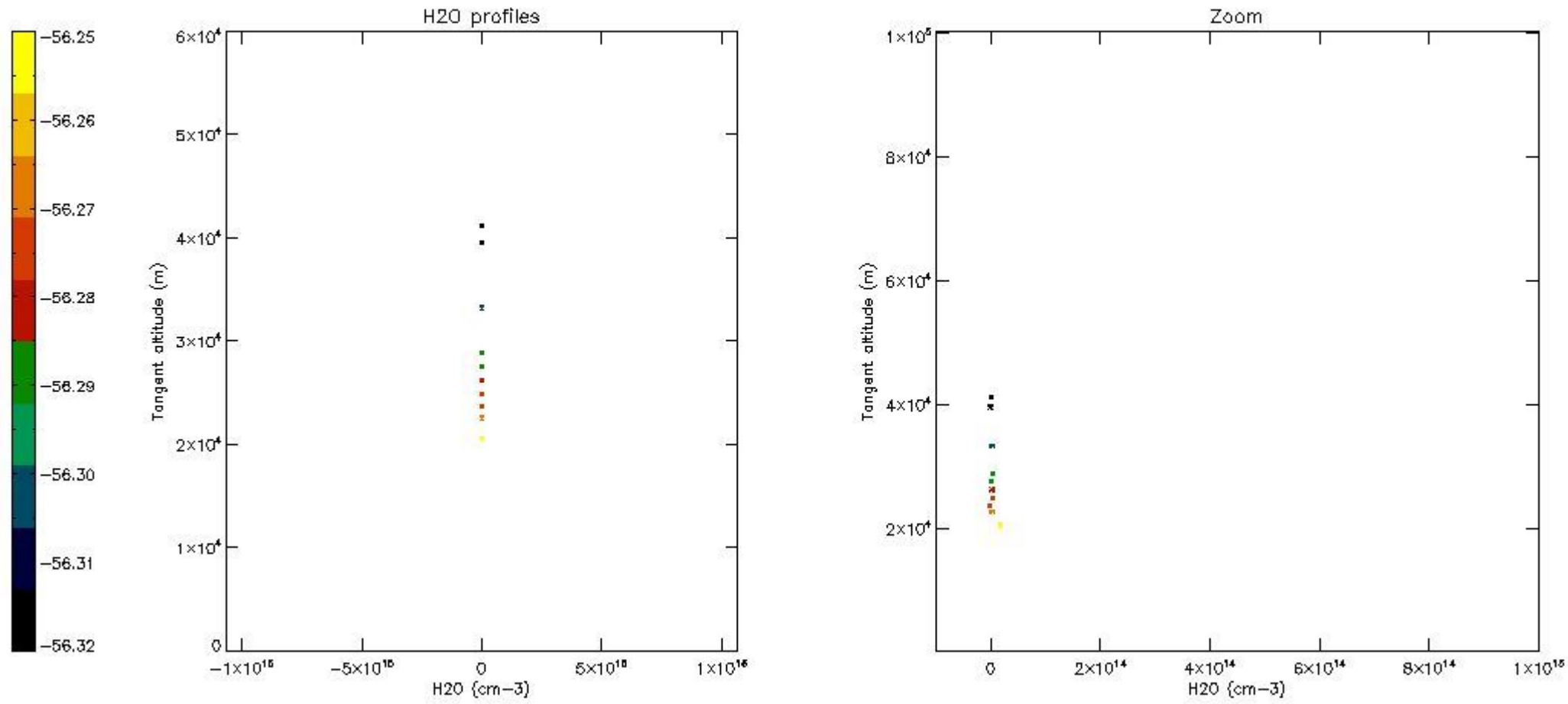
5.7 Plot NO3 profiles for all STD (dark without errors)

The colorbar represents the latitude.



5.8 Plot H₂O profiles for all STD (only for occultations of stars 1,2,3,4,13,14,16,26,63 dark without errors)

The colorbar represents the latitude.



6. Auxiliary Data Files used for the production reported in section 2

The number reported in the third column indicates since which file (see list in section 2) the corresponding auxiliary file has been used. The fourth column is the date of those product files.

Type	Auxiliary Filename	Used since product	Used since product date
INST_PHYS_CHARACTERISTICS	GOM_INS_AXVIEC20091111_143220_20030716_120000_20500101_000000	1	19-APR-2006 00:05:54
LEVEL-2_PROC_CONFIG	GOM_PR2_AXVIEC20091111_152718_20020301_000000_20500101_000000	1	19-APR-2006 00:05:54
CROSS_SECTIONS_FILE	GOM_CRS_AXVIEC20091111_154832_20020301_000000_20500101_000000	1	19-APR-2006 00:05:54

GOMOS Level 2 Daily Report

SUMMARY

[1. General Info](#)

[2. Summary of processed GOM_NL_2P products](#)

[3. Level 2 Quality information per product](#)

[3.1 Plot of level 2 quality information per product \(time dependant\)](#)

[3.2 Plot of level 2 quality information per product \(world map\)](#)

[4. Level 1 Quality information per product \(stored on level 2 products\)](#)

[4.1 Plot of level 1 quality information per product \(time dependant\)](#)

[4.1.1 Plot of level 1 quality information per product \(time dependant\): ASCENDING](#)

[4.1.2 Plot of level 1 quality information per product \(time dependant\): DESCENDING](#)

[4.2 Plot of level 1 quality information per product \(world map\)](#)

[4.2.1 Plot of level 1 quality information per product \(world map\): ASCENDING](#)

[4.2.2 Plot of level 1 quality information per product \(world map\): DESCENDING](#)

[5. Ozone profiles based on quality statistics and other trace gas profiles](#)

[5.1 Ozone statistics based on quality of products](#)

[5.2 Plot ozone profiles for all STD \(dark without errors\)](#)

[5.3 Plot ozone profiles where STD < 20% \(dark without errors\)](#)

[5.4. Plot ozone profiles where STD < 10% \(dark without errors\)](#)

[5.5. Plot ozone profiles where STD < 5% \(dark without errors\)](#)

[5.6 Plot NO2 profiles for all STD \(dark without errors\)](#)

[5.7 Plot NO3 profiles for all STD \(dark without errors\)](#)

[5.8 Plot H2O profiles \(only for occultations of stars 1,2,3,4,13,14,16,26,63 dark without errors\) for all STD](#)

[6. Auxiliary Data Files used for the production reported in section 2](#)

This report presents the daily analysis on parameters extracted from GOMOS level 2 data (GOM_NL__2P). It is intended to monitor some important parameters that will impact the quality of these products. A list of level 2 products (and content) that have arrived during the reporting day to the PCF is also given.

Item	Value
Time of report generation	23APR2013 18:40:03
Data source version	GOMOS/6.01
Start time of products	19-04-2006 (19APR2006 00:00:00)
Stop time of products	20-04-2006 (20APR2006 00:00:00)
Store outputs in DB	Yes
Nb of level 2 prods	319
Nb of prods with errors	0

2. Summary of processed GOM_NL__2P products.

Nr	Filename	UTC Start time	Limb	Duration	Star Id	Star Name	Star Mag	Star Temp	Nb Meas	Orbit	Prod. error
1	GOM_NL__2PRFIN20060419_000554_000000332047_00016_21613_9144.N1	19-APR-2006 00:05:54	Bright	32.500	49	1Alp UMi	1.9900	6300.0	65	21613	No
2	GOM_NL__2PRFIN20060419_001330_000000522047_00016_21613_9145.N1	19-APR-2006 00:13:30	Bright	52.000	76	27Gam Cas	2.3000	30000.	104	21613	No
3	GOM_NL__2PRFIN20060419_001448_000000522047_00016_21613_9146.N1	19-APR-2006 00:14:48	Bright	52.000	68	18Alp Cas	2.2250	4500.0	104	21613	No
4	GOM_NL__2PRFIN20060419_002313_000000372047_00016_21613_9147.N1	19-APR-2006 00:23:13	Bright	36.500	164	44Eta Peg	2.9480	5400.0	73	21613	No
5	GOM_NL__2PRFIN20060419_003946_000000402047_00016_21613_9148.N1	19-APR-2006 00:39:46	Dark	39.500	18	24Alp PsA	1.1660	9700.0	79	21613	No
6	GOM_NL__2PRFIN20060419_004518_000000442047_00016_21613_9149.N1	19-APR-2006 00:45:18	Dark	43.500	31	Alp Gru	1.7340	15200.	87	21613	No
7	GOM_NL__2PRFIN20060419_005023_000000422047_00017_21614_9130.N1	19-APR-2006 00:50:23	Dark	41.500	45	Alp Pav	1.9400	26000.	83	21614	No
8	GOM_NL__2PRFIN20060419_005738_000000422047_00017_21614_9131.N1	19-APR-2006 00:57:38	Dark	41.500	43	Alp TrA	1.9100	4250.0	83	21614	No
9	GOM_NL__2PRFIN20060419_005946_000000412047_00017_21614_9132.N1	19-APR-2006 00:59:46	Straylight	41.000	134	Bet TrA	2.8100	6600.0	82	21614	No
10	GOM_NL__2PRFIN20060419_010206_000000512047_00017_21614_9133.N1	19-APR-2006 01:02:06	Straylight	50.500	4	Alp1Cen	-0.010000	5800.0	101	21614	No
11	GOM_NL__2PRFIN20060419_010520_000000422047_00017_21614_9134.N1	19-APR-2006 01:05:20	Straylight	41.500	78	Alp Lup	2.3040	28000.	83	21614	No
12	GOM_NL__2PRFIN20060419_010706_000000402047_00017_21614_9135.N1	19-APR-2006 01:07:06	Straylight	40.000	64	Gam Cen	2.2000	10600.	80	21614	No
13	GOM_NL__2PRFIN20060419_010913_000000452047_00017_21614_9136.N1	19-APR-2006 01:09:13	Straylight	44.500	54	5The Cen	2.0550	4500.0	89	21614	No
14	GOM_NL__2PRFIN20060419_011414_000000412047_00017_21614_9137.N1	19-APR-2006 01:14:14	Twilight_stray	41.000	106	9Bet Crv	2.6480	5600.0	82	21614	No
15	GOM_NL__2PRFIN20060419_011612_000000372047_00017_21614_9138.N1	19-APR-2006 01:16:12	Bright	36.500	163	7Del Crv	2.9450	11000.	73	21614	No
16	GOM_NL__2PRFIN20060419_012025_000000382047_00017_21614_9139.N1	19-APR-2006 01:20:25	Bright	37.500	121	29Gam Vir	2.7400	7200.0	75	21614	No
17	GOM_NL__2PRFIN20060419_012404_000000292047_00017_21614_9140.N1	19-APR-2006 01:24:04	Bright	29.000	138	47Eps Vir	2.8280	4700.0	58	21614	No
18	GOM_NL__2PRFIN20060419_012512_000000352047_00017_21614_9141.N1	19-APR-2006 01:25:12	Bright	35.000	62	94Bet Leo	2.1360	9700.0	70	21614	No
19	GOM_NL__2PRFIN20060419_013205_000000352047_00017_21614_9142.N1	19-APR-2006 01:32:05	Bright	35.000	152	12Alp2CVn	2.8900	11000.	70	21614	No
20	GOM_NL__2PRFIN20060419_013348_000000342047_00017_21614_9143.N1	19-APR-2006 01:33:48	Bright	33.500	174	52Psi UMa	3.0040	4400.0	67	21614	No
21	GOM_NL__2PRFIN20060419_013606_000000342047_00017_21614_9144.N1	19-APR-2006 01:36:06	Bright	33.500	87	64Gam UMa	2.4330	11000.	67	21614	No
22	GOM_NL__2PRFIN20060419_013832_000000332047_00017_21614_9145.N1	19-APR-2006 01:38:32	Bright	32.500	36	50Alp UMa	1.8000	6300.0	65	21614	No
23	GOM_NL__2PRFIN20060419_014630_000000362047_00017_21614_9146.N1	19-APR-2006 01:46:30	Bright	36.000	49	1Alp UMi	1.9900	6300.0	72	21614	No
24	GOM_NL__2PRFIN20060419_015406_000000352047_00017_21614_9147.N1	19-APR-2006 01:54:06	Bright	35.000	76	27Gam Cas	2.3000	30000.	70	21614	No
25	GOM_NL__2PRFIN20060419_015524_000000352047_00017_21614_9148.N1	19-APR-2006 01:55:24	Bright	34.500	68	18Alp Cas	2.2250	4500.0	69	21614	No
26	GOM_NL__2PRFIN20060419_020349_000000372047_00017_21614_9149.N1	19-APR-2006 02:03:49	Bright	37.000	164	44Eta Peg	2.9480	5400.0	74	21614	No
27	GOM_NL__2PRFIN20060419_022022_000000422047_00017_21614_9150.N1	19-APR-2006 02:20:22	Dark	42.000	18	24Alp PsA	1.1660	9700.0	84	21614	No
28	GOM_NL__2PRFIN20060419_022356_000000402047_00017_21614_9151.N1	19-APR-2006 02:23:56	Dark	39.500	172	Gam Gru	3.0030	13100.	79	21614	No
29	GOM_NL__2PRFIN20060419_022554_000000412047_00017_21614_9152.N1	19-APR-2006 02:25:54	Dark	41.000	31	Alp Gru	1.7340	15200.	82	21614	No
30	GOM_NL__2PRFIN20060419_023100_000000402047_00018_21615_9130.N1	19-APR-2006 02:31:00	Dark	40.000	45	Alp Pav	1.9400	26000.	80	21615	No
31	GOM_NL__2PRFIN20060419_023815_000000412047_00018_21615_9131.N1	19-APR-2006 02:38:15	Dark	41.000	43	Alp TrA	1.9100	4250.0	82	21615	No
32	GOM_NL__2PRFIN20060419_024022_000000402047_00018_21615_9132.N1	19-APR-2006 02:40:22	Straylight	39.500	134	Bet TrA	2.8100	6600.0	79	21615	No
33	GOM_NL__2PRFIN20060419_024242_000000452047_00018_21615_9133.N1	19-APR-2006 02:42:42	Straylight	45.000	4	Alp1Cen	-0.010000	5800.0	90	21615	No
34	GOM_NL__2PRFIN20060419_024557_000000402047_00018_21615_9134.N1	19-APR-2006 02:45:57	Straylight	40.000	78	Alp Lup	2.3040	28000.	80	21615	No
35	GOM_NL__2PRFIN20060419_024742_000000382047_00018_21615_9135.N1	19-APR-2006 02:47:42	Straylight	37.500	64	Gam Cen	2.2000	10600.	75	21615	No
36	GOM_NL__2PRFIN20060419_024950_000000452047_00018_21615_9136.N1	19-APR-2006 02:49:50	Straylight	45.000	54	5The Cen	2.0550	4500.0	90	21615	No
37	GOM_NL__2PRFIN20060419_025450_000000442047_00018_21615_9137.N1	19-APR-2006 02:54:50	Twilight_stray	44.000	106	9Bet Crv	2.6480	5600.0	88	21615	No
38	GOM_NL__2PRFIN20060419_025648_000000352047_00018_21615_9138.N1	19-APR-2006 02:56:48	Bright	35.000	163	7Del Crv	2.9450	11000.	70	21615	No
39	GOM_NL__2PRFIN20060419_030101_000000382047_00018_21615_9139.N1	19-APR-2006 03:01:01	Bright	38.000	121	29Gam Vir	2.7400	7200.0	76	21615	No
40	GOM_NL__2PRFIN20060419_030440_000000292047_00018_21615_9140.N1	19-APR-2006 03:04:40	Bright	29.000	138	47Eps Vir	2.8280	4700.0	58	21615	No
41	GOM_NL__2PRFIN20060419_030548_000000362047_00018_21615_9141.N1	19-APR-2006 03:05:48	Bright	35.500	62	94Bet Leo	2.1360	9700.0	71	21615	No
42	GOM_NL__2PRFIN20060419_031241_000000352047_00018_21615_9142.N1	19-APR-2006 03:12:41	Bright	35.000	152	12Alp2CVn	2.8900	11000.	70	21615	No

43	GOM_NL__2PRFIN20060419_031424_000000362047_00018_21615_9143.N1	19-APR-2006 03:14:24	Bright	35.500	174	52Psi UMa	3.0040	4400.0	71	21615	No
44	GOM_NL__2PRFIN20060419_031642_000000352047_00018_21615_9144.N1	19-APR-2006 03:16:42	Bright	34.500	87	64Gam UMa	2.4330	11000.	69	21615	No
45	GOM_NL__2PRFIN20060419_031908_000000332047_00018_21615_9145.N1	19-APR-2006 03:19:08	Bright	33.000	36	50Alp UMa	1.8000	6300.0	66	21615	No
46	GOM_NL__2PRFIN20060419_032706_000000362047_00018_21615_9146.N1	19-APR-2006 03:27:06	Bright	35.500	49	1Alp UMi	1.9900	6300.0	71	21615	No
47	GOM_NL__2PRFIN20060419_033442_000000342047_00018_21615_9147.N1	19-APR-2006 03:34:42	Bright	33.500	76	27Gam Cas	2.3000	30000.	67	21615	No
48	GOM_NL__2PRFIN20060419_033600_000000352047_00018_21615_9148.N1	19-APR-2006 03:36:00	Bright	34.500	68	18Alp Cas	2.2250	4500.0	69	21615	No
49	GOM_NL__2PRFIN20060419_034425_000000392047_00018_21615_9149.N1	19-APR-2006 03:44:25	Bright	38.500	164	44Eta Peg	2.9480	5400.0	77	21615	No
50	GOM_NL__2PRFIN20060419_040059_000000442047_00018_21615_9150.N1	19-APR-2006 04:00:59	Dark	43.500	18	24Alp PsA	1.1660	9700.0	87	21615	No
51	GOM_NL__2PRFIN20060419_040433_000000392047_00018_21615_9151.N1	19-APR-2006 04:04:33	Dark	38.500	172	Gam Gru	3.0030	13100.	77	21615	No
52	GOM_NL__2PRFIN20060419_040630_000000392047_00018_21615_9152.N1	19-APR-2006 04:06:30	Dark	39.000	31	Alp Gru	1.7340	15200.	78	21615	No
53	GOM_NL__2PRFIN20060419_041136_000000382047_00019_21616_9150.N1	19-APR-2006 04:11:36	Dark	38.000	45	Alp Pav	1.9400	26000.	76	21616	No
54	GOM_NL__2PRFIN20060419_041851_000000422047_00019_21616_9151.N1	19-APR-2006 04:18:51	Dark	41.500	43	Alp TrA	1.9100	4250.0	83	21616	No
55	GOM_NL__2PRFIN20060419_042059_000000382047_00019_21616_9152.N1	19-APR-2006 04:20:59	Straylight	38.000	134	Bet TrA	2.8100	6600.0	76	21616	No
56	GOM_NL__2PRFIN20060419_042319_000000532047_00019_21616_9153.N1	19-APR-2006 04:23:19	Straylight	52.500	4	Alp1Cen	-0.010000	5800.0	105	21616	No
57	GOM_NL__2PRFIN20060419_042633_000000392047_00019_21616_9154.N1	19-APR-2006 04:26:33	Straylight	38.500	78	Alp Lup	2.3040	28000.	77	21616	No
58	GOM_NL__2PRFIN20060419_042818_000000402047_00019_21616_9155.N1	19-APR-2006 04:28:18	Straylight	40.000	64	Gam Cen	2.2000	10600.	80	21616	No
59	GOM_NL__2PRFIN20060419_043026_000000422047_00019_21616_9156.N1	19-APR-2006 04:30:26	Straylight	42.000	54	5The Cen	2.0550	4500.0	84	21616	No
60	GOM_NL__2PRFIN20060419_043526_000000402047_00019_21616_9157.N1	19-APR-2006 04:35:26	Tw_i_and_stray	39.500	106	9Bet Crv	2.6480	5600.0	79	21616	No
61	GOM_NL__2PRFIN20060419_043724_000000382047_00019_21616_9158.N1	19-APR-2006 04:37:24	Bright	37.500	163	7Del Crv	2.9450	11000.	75	21616	No
62	GOM_NL__2PRFIN20060419_044137_000000372047_00019_21616_9159.N1	19-APR-2006 04:41:37	Bright	37.000	121	29Gam Vir	2.7400	7200.0	74	21616	No
63	GOM_NL__2PRFIN20060419_044516_000000382047_00019_21616_9160.N1	19-APR-2006 04:45:16	Bright	38.000	138	47Eps Vir	2.8280	4700.0	76	21616	No
64	GOM_NL__2PRFIN20060419_044624_000000362047_00019_21616_9161.N1	19-APR-2006 04:46:24	Bright	35.500	62	94Bet Leo	2.1360	9700.0	71	21616	No
65	GOM_NL__2PRFIN20060419_045317_000000392047_00019_21616_9162.N1	19-APR-2006 04:53:17	Bright	38.500	152	12Alp2CVn	2.8900	11000.	77	21616	No
66	GOM_NL__2PRFIN20060419_045500_000000362047_00019_21616_9163.N1	19-APR-2006 04:55:00	Bright	36.000	174	52Psi UMa	3.0040	4400.0	72	21616	No
67	GOM_NL__2PRFIN20060419_045718_000000342047_00019_21616_9164.N1	19-APR-2006 04:57:18	Bright	33.500	87	64Gam UMa	2.4330	11000.	67	21616	No
68	GOM_NL__2PRFIN20060419_045945_000000372047_00019_21616_9165.N1	19-APR-2006 04:59:45	Bright	37.000	36	50Alp UMa	1.8000	6300.0	74	21616	No
69	GOM_NL__2PRFIN20060419_050742_000000332047_00019_21616_9166.N1	19-APR-2006 05:07:42	Bright	32.500	49	1Alp UMi	1.9900	6300.0	65	21616	No
70	GOM_NL__2PRFIN20060419_051518_000000342047_00019_21616_9167.N1	19-APR-2006 05:15:18	Bright	34.000	76	27Gam Cas	2.3000	30000.	68	21616	No
71	GOM_NL__2PRFIN20060419_051636_000000332047_00019_21616_9168.N1	19-APR-2006 05:16:36	Bright	32.500	68	18Alp Cas	2.2250	4500.0	65	21616	No
72	GOM_NL__2PRFIN20060419_052501_000000392047_00019_21616_9169.N1	19-APR-2006 05:25:01	Bright	38.500	164	44Eta Peg	2.9480	5400.0	77	21616	No
73	GOM_NL__2PRFIN20060419_054135_000000442047_00019_21616_9170.N1	19-APR-2006 05:41:35	Dark	43.500	18	24Alp PsA	1.1660	9700.0	87	21616	No
74	GOM_NL__2PRFIN20060419_054509_000000402047_00019_21616_9171.N1	19-APR-2006 05:45:09	Dark	39.500	172	Gam Gru	3.0030	13100.	79	21616	No
75	GOM_NL__2PRFIN20060419_054707_000000412047_00019_21616_9172.N1	19-APR-2006 05:47:07	Dark	41.000	31	Alp Gru	1.7340	15200.	82	21616	No
76	GOM_NL__2PRFIN20060419_055213_000000412047_00020_21617_9150.N1	19-APR-2006 05:52:13	Dark	41.000	45	Alp Pav	1.9400	26000.	82	21617	No
77	GOM_NL__2PRFIN20060419_055928_000000502047_00020_21617_9151.N1	19-APR-2006 05:59:28	Dark	50.000	43	Alp TrA	1.9100	4250.0	100	21617	No
78	GOM_NL__2PRFIN20060419_060135_000000392047_00020_21617_9152.N1	19-APR-2006 06:01:35	Straylight	39.000	134	Bet TrA	2.8100	6600.0	78	21617	No
79	GOM_NL__2PRFIN20060419_060355_000000542047_00020_21617_9153.N1	19-APR-2006 06:03:55	Straylight	54.000	4	Alp1Cen	-0.010000	5800.0	108	21617	No
80	GOM_NL__2PRFIN20060419_060709_000000422047_00020_21617_9154.N1	19-APR-2006 06:07:09	Straylight	41.500	78	Alp Lup	2.3040	28000.	83	21617	No
81	GOM_NL__2PRFIN20060419_060855_000000392047_00020_21617_9155.N1	19-APR-2006 06:08:55	Straylight	38.500	64	Gam Cen	2.2000	10600.	77	21617	No
82	GOM_NL__2PRFIN20060419_061102_000000452047_00020_21617_9156.N1	19-APR-2006 06:11:02	Straylight	45.000	54	5The Cen	2.0550	4500.0	90	21617	No
83	GOM_NL__2PRFIN20060419_061602_000000402047_00020_21617_9157.N1	19-APR-2006 06:16:02	Tw_i_and_stray	40.000	106	9Bet Crv	2.6480	5600.0	80	21617	No
84	GOM_NL__2PRFIN20060419_061801_000000372047_00020_21617_9158.N1	19-APR-2006 06:18:01	Bright	36.500	163	7Del Crv	2.9450	11000.	73	21617	No
85	GOM_NL__2PRFIN20060419_062213_000000382047_00020_21617_9159.N1	19-APR-2006 06:22:13	Bright	37.500	121	29Gam Vir	2.7400	7200.0	75	21617	No
86	GOM_NL__2PRFIN20060419_062552_000000402047_00020_21617_9160.N1	19-APR-2006 06:25:52	Bright	39.500	138	47Eps Vir	2.8280	4700.0	79	21617	No
87	GOM_NL__2PRFIN20060419_062701_000000352047_00020_21617_9161.N1	19-APR-2006 06:27:01	Bright	35.000	62	94Bet Leo	2.1360	9700.0	70	21617	No
88	GOM_NL__2PRFIN20060419_063353_000000372047_00020_21617_9162.N1	19-APR-2006 06:33:53	Bright	37.000	152	12Alp2CVn	2.8900	11000.	74	21617	No
89	GOM_NL__2PRFIN20060419_063537_000000332047_00020_21617_9163.N1	19-APR-2006 06:35:37	Bright	33.000	174	52Psi UMa	3.0040	4400.0	66	21617	No
90	GOM_NL__2PRFIN20060419_063754_000000522047_00020_21617_9164.N1	19-APR-2006 06:37:54	Bright	52.000	87	64Gam UMa	2.4330	11000.	104	21617	No
91	GOM_NL__2PRFIN20060419_064021_000000382047_00020_21617_9165.N1	19-APR-2006 06:40:21	Bright	37.500	36	50Alp UMa	1.8000	6300.0	75	21617	No
92	GOM_NL__2PRFIN20060419_064818_000000352047_00020_21617_9166.N1	19-APR-2006 06:48:18	Bright	34.500	49	1Alp UMi	1.9900	6300.0	69	21617	No
93	GOM_NL__2PRFIN20060419_065554_000000342047_00020_21617_9167.N1	19-APR-2006 06:55:54	Bright	33.500	76	27Gam Cas	2.3000	30000.	67	21617	No
94	GOM_NL__2PRFIN20060419_065713_000000352047_00020_21617_9168.N1	19-APR-2006 06:57:13	Bright	34.500	68	18Alp Cas	2.2250	4500.0	69	21617	No
95	GOM_NL__2PRFIN20060419_070537_000000382047_00020_21617_9169.N1	19-APR-2006 07:05:37	Bright	37.500	164	44Eta Peg	2.9480	5400.0	75	21617	No
96	GOM_NL__2PRFIN20060419_072211_000000452047_00020_21617_9170.N1	19-APR-2006 07:22:11	Dark	44.500	18	24Alp PsA	1.1660	9700.0	89	21617	No
97	GOM_NL__2PRFIN20060419_072546_000000392047_00020_21617_9171.N1	19-APR-2006 07:25:46	Dark	38.500	172	Gam Gru	3.0030	13100.	77	21617	No
98	GOM_NL__2PRFIN20060419_072743_000000402047_00020_21617_9172.N1	19-APR-2006 07:27:43	Dark	40.000	31	Alp Gru	1.7340	15200.	80	21617	No
99	GOM_NL__2PRFIN20060419_073249_000000442047_00021_21618_9150.N1	19-APR-2006 07:32:49	Dark	44.000	45	Alp Pav	1.9400	26000.	88	21618	No
100	GOM_NL__2PRFIN20060419_074004_000000422047_00021_21618_9151.N1	19-APR-2006 07:40:04	Dark	42.000	43	Alp TrA	1.9100	4250.0	84	21618	No
101	GOM_NL__2PRFIN20060419_074212_000000392047_00021_21618_9152.N1	19-APR-2006 07:42:12	Straylight	38.500	134	Bet TrA	2.8100	6600.0	77	21618	No

102	GOM_NL__2PRFIN20060419_074431_000000532047_00021_21618_9153.N1	19-APR-2006 07:44:31	Straylight	53.000	4	Alp1Cen	-0.010000	5800.0	106	21618	No
103	GOM_NL__2PRFIN20060419_074746_000000402047_00021_21618_9154.N1	19-APR-2006 07:47:46	Straylight	39.500	78	Alp Lup	2.3040	28000.	79	21618	No
104	GOM_NL__2PRFIN20060419_074931_000000412047_00021_21618_9155.N1	19-APR-2006 07:49:31	Straylight	40.500	64	Gam Cen	2.2000	10600.	81	21618	No
105	GOM_NL__2PRFIN20060419_075139_000000482047_00021_21618_9156.N1	19-APR-2006 07:51:39	Straylight	47.500	54	5The Cen	2.0550	4500.0	95	21618	No
106	GOM_NL__2PRFIN20060419_075638_000000432047_00021_21618_9157.N1	19-APR-2006 07:56:38	Twi_and_stray	42.500	106	9Bet Crv	2.6480	5600.0	85	21618	No
107	GOM_NL__2PRFIN20060419_075837_000000402047_00021_21618_9158.N1	19-APR-2006 07:58:37	Bright	40.000	163	7Del Crv	2.9450	11000.	80	21618	No
108	GOM_NL__2PRFIN20060419_080249_000000372047_00021_21618_9159.N1	19-APR-2006 08:02:49	Bright	37.000	121	29Gam Vir	2.7400	7200.0	74	21618	No
109	GOM_NL__2PRFIN20060419_080628_000000382047_00021_21618_9160.N1	19-APR-2006 08:06:28	Bright	38.000	138	47Eps Vir	2.8280	4700.0	76	21618	No
110	GOM_NL__2PRFIN20060419_081429_000000372047_00021_21618_9161.N1	19-APR-2006 08:14:29	Bright	37.000	152	12Alp2CVn	2.8900	11000.	74	21618	No
111	GOM_NL__2PRFIN20060419_081613_000000352047_00021_21618_9162.N1	19-APR-2006 08:16:13	Bright	34.500	174	52Psi UMa	3.0040	4400.0	69	21618	No
112	GOM_NL__2PRFIN20060419_081830_000000352047_00021_21618_9163.N1	19-APR-2006 08:18:30	Bright	34.500	87	64Gam UMa	2.4330	11000.	69	21618	No
113	GOM_NL__2PRFIN20060419_082057_000000372047_00021_21618_9164.N1	19-APR-2006 08:20:57	Bright	36.500	36	50Alp UMa	1.8000	6300.0	73	21618	No
114	GOM_NL__2PRFIN20060419_082854_000000362047_00021_21618_9165.N1	19-APR-2006 08:28:54	Bright	36.000	49	1Alp UMi	1.9900	6300.0	72	21618	No
115	GOM_NL__2PRFIN20060419_083631_000000332047_00021_21618_9166.N1	19-APR-2006 08:36:31	Bright	33.000	76	27Gam Cas	2.3000	30000.	66	21618	No
116	GOM_NL__2PRFIN20060419_083748_000000362047_00021_21618_9167.N1	19-APR-2006 08:37:48	Bright	35.500	68	18Alp Cas	2.2250	4500.0	71	21618	No
117	GOM_NL__2PRFIN20060419_084613_000000362047_00021_21618_9168.N1	19-APR-2006 08:46:13	Bright	36.000	164	44Eta Peg	2.9480	5400.0	72	21618	No
118	GOM_NL__2PRFIN20060419_090247_000000432047_00021_21618_9169.N1	19-APR-2006 09:02:47	Dark	42.500	18	24Alp PsA	1.1660	9700.0	85	21618	No
119	GOM_NL__2PRFIN20060419_090622_000000392047_00021_21618_9170.N1	19-APR-2006 09:06:22	Dark	38.500	172	Gam Gru	3.0030	13100.	77	21618	No
120	GOM_NL__2PRFIN20060419_090819_000000422047_00021_21618_9171.N1	19-APR-2006 09:08:19	Dark	41.500	31	Alp Gru	1.7340	15200.	83	21618	No
121	GOM_NL__2PRFIN20060419_091326_000000412047_00022_21619_9150.N1	19-APR-2006 09:13:26	Dark	40.500	45	Alp Pav	1.9400	26000.	81	21619	No
122	GOM_NL__2PRFIN20060419_092040_000000402047_00022_21619_9151.N1	19-APR-2006 09:20:40	Dark	40.000	43	Alp TrA	1.9100	4250.0	80	21619	No
123	GOM_NL__2PRFIN20060419_092248_000000382047_00022_21619_9152.N1	19-APR-2006 09:22:48	Straylight	38.000	134	Bet TrA	2.8100	6600.0	76	21619	No
124	GOM_NL__2PRFIN20060419_092508_000000542047_00022_21619_9153.N1	19-APR-2006 09:25:08	Straylight	53.500	4	Alp1Cen	-0.010000	5800.0	107	21619	No
125	GOM_NL__2PRFIN20060419_092822_000000392047_00022_21619_9154.N1	19-APR-2006 09:28:22	Straylight	39.000	78	Alp Lup	2.3040	28000.	78	21619	No
126	GOM_NL__2PRFIN20060419_093007_000000412047_00022_21619_9155.N1	19-APR-2006 09:30:07	Straylight	41.000	64	Gam Cen	2.2000	10600.	82	21619	No
127	GOM_NL__2PRFIN20060419_093215_000000452047_00022_21619_9156.N1	19-APR-2006 09:32:15	Straylight	45.000	54	5The Cen	2.0550	4500.0	90	21619	No
128	GOM_NL__2PRFIN20060419_093714_000000432047_00022_21619_9157.N1	19-APR-2006 09:37:14	Twi_and_stray	42.500	106	9Bet Crv	2.6480	5600.0	85	21619	No
129	GOM_NL__2PRFIN20060419_093913_000000362047_00022_21619_9158.N1	19-APR-2006 09:39:13	Bright	36.000	163	7Del Crv	2.9450	11000.	72	21619	No
130	GOM_NL__2PRFIN20060419_094325_000000382047_00022_21619_9159.N1	19-APR-2006 09:43:25	Bright	37.500	121	29Gam Vir	2.7400	7200.0	75	21619	No
131	GOM_NL__2PRFIN20060419_094704_000000392047_00022_21619_9160.N1	19-APR-2006 09:47:04	Bright	38.500	138	47Eps Vir	2.8280	4700.0	77	21619	No
132	GOM_NL__2PRFIN20060419_095504_000000362047_00022_21619_9161.N1	19-APR-2006 09:55:04	Bright	36.000	152	12Alp2CVn	2.8900	11000.	72	21619	No
133	GOM_NL__2PRFIN20060419_095649_000000362047_00022_21619_9162.N1	19-APR-2006 09:56:49	Bright	36.000	174	52Psi UMa	3.0040	4400.0	72	21619	No
134	GOM_NL__2PRFIN20060419_095906_000000362047_00022_21619_9163.N1	19-APR-2006 09:59:06	Bright	35.500	87	64Gam UMa	2.4330	11000.	71	21619	No
135	GOM_NL__2PRFIN20060419_100133_000000362047_00022_21619_9164.N1	19-APR-2006 10:01:33	Bright	35.500	36	50Alp UMa	1.8000	6300.0	71	21619	No
136	GOM_NL__2PRFIN20060419_100930_000000362047_00022_21619_9165.N1	19-APR-2006 10:09:30	Bright	36.000	49	1Alp UMi	1.9900	6300.0	72	21619	No
137	GOM_NL__2PRFIN20060419_101707_000000432047_00022_21619_9166.N1	19-APR-2006 10:17:07	Bright	42.500	76	27Gam Cas	2.3000	30000.	85	21619	No
138	GOM_NL__2PRFIN20060419_101824_000000362047_00022_21619_9167.N1	19-APR-2006 10:18:24	Bright	36.000	68	18Alp Cas	2.2250	4500.0	72	21619	No
139	GOM_NL__2PRFIN20060419_102649_000000362047_00022_21619_9168.N1	19-APR-2006 10:26:49	Bright	35.500	164	44Eta Peg	2.9480	5400.0	71	21619	No
140	GOM_NL__2PRFIN20060419_104324_000000432047_00022_21619_9169.N1	19-APR-2006 10:43:24	Dark	43.000	18	24Alp PsA	1.1660	9700.0	86	21619	No
141	GOM_NL__2PRFIN20060419_104658_000000392047_00022_21619_9170.N1	19-APR-2006 10:46:58	Dark	39.000	172	Gam Gru	3.0030	13100.	78	21619	No
142	GOM_NL__2PRFIN20060419_104856_000000412047_00022_21619_9171.N1	19-APR-2006 10:48:56	Dark	41.000	31	Alp Gru	1.7340	15200.	82	21619	No
143	GOM_NL__2PRFIN20060419_105402_000000412047_00023_21620_9150.N1	19-APR-2006 10:54:02	Dark	40.500	45	Alp Pav	1.9400	26000.	81	21620	No
144	GOM_NL__2PRFIN20060419_110116_000000402047_00023_21620_9151.N1	19-APR-2006 11:01:16	Dark	40.000	43	Alp TrA	1.9100	4250.0	80	21620	No
145	GOM_NL__2PRFIN20060419_110324_000000402047_00023_21620_9152.N1	19-APR-2006 11:03:24	Straylight	40.000	134	Bet TrA	2.8100	6600.0	80	21620	No
146	GOM_NL__2PRFIN20060419_110544_000000492047_00023_21620_9153.N1	19-APR-2006 11:05:44	Straylight	49.000	4	Alp1Cen	-0.010000	5800.0	98	21620	No
147	GOM_NL__2PRFIN20060419_110858_000000412047_00023_21620_9154.N1	19-APR-2006 11:08:58	Straylight	41.000	78	Alp Lup	2.3040	28000.	82	21620	No
148	GOM_NL__2PRFIN20060419_111043_000000382047_00023_21620_9155.N1	19-APR-2006 11:10:43	Straylight	38.000	64	Gam Cen	2.2000	10600.	76	21620	No
149	GOM_NL__2PRFIN20060419_111251_000000402047_00023_21620_9156.N1	19-APR-2006 11:12:51	Straylight	40.000	54	5The Cen	2.0550	4500.0	80	21620	No
150	GOM_NL__2PRFIN20060419_111751_000000422047_00023_21620_9157.N1	19-APR-2006 11:17:51	Twi_and_stray	42.000	106	9Bet Crv	2.6480	5600.0	84	21620	No
151	GOM_NL__2PRFIN20060419_111949_000000362047_00023_21620_9158.N1	19-APR-2006 11:19:49	Bright	36.000	163	7Del Crv	2.9450	11000.	72	21620	No
152	GOM_NL__2PRFIN20060419_112401_000000372047_00023_21620_9159.N1	19-APR-2006 11:24:01	Bright	37.000	121	29Gam Vir	2.7400	7200.0	74	21620	No
153	GOM_NL__2PRFIN20060419_112739_000000382047_00023_21620_9160.N1	19-APR-2006 11:27:39	Bright	37.500	138	47Eps Vir	2.8280	4700.0	75	21620	No
154	GOM_NL__2PRFIN20060419_113540_000000362047_00023_21620_9161.N1	19-APR-2006 11:35:40	Bright	35.500	152	12Alp2CVn	2.8900	11000.	71	21620	No
155	GOM_NL__2PRFIN20060419_113725_000000372047_00023_21620_9162.N1	19-APR-2006 11:37:25	Bright	37.000	174	52Psi UMa	3.0040	4400.0	74	21620	No
156	GOM_NL__2PRFIN20060419_113942_000000362047_00023_21620_9163.N1	19-APR-2006 11:39:42	Bright	35.500	87	64Gam UMa	2.4330	11000.	71	21620	No
157	GOM_NL__2PRFIN20060419_114209_000000362047_00023_21620_9164.N1	19-APR-2006 11:42:09	Bright	36.000	36	50Alp UMa	1.8000	6300.0	72	21620	No
158	GOM_NL__2PRFIN20060419_115742_000000352047_00023_21620_9165.N1	19-APR-2006 11:57:42	Bright	34.500	76	27Gam Cas	2.3000	30000.	69	21620	No
159	GOM_NL__2PRFIN20060419_115901_000000362047_00023_21620_9166.N1	19-APR-2006 11:59:01	Bright	35.500	68	18Alp Cas	2.2250	4500.0	71	21620	No
160	GOM_NL__2PRFIN20060419_120725_000000382047_00023_21620_9167.N1	19-APR-2006 12:07:25	Bright	38.000	164	44Eta Peg	2.9480	5400.0	76	21620	No

161	GOM_NL__2PRFIN20060419_122400_000000402047_00023_21620_9168.N1	19-APR-2006 12:24:00	Dark	40.000	18	24Alp PsA	1.1660	9700.0	80	21620	No
162	GOM_NL__2PRFIN20060419_122735_000000392047_00023_21620_9169.N1	19-APR-2006 12:27:35	Dark	38.500	172	Gam Gru	3.0030	13100.	77	21620	No
163	GOM_NL__2PRFIN20060419_122932_000000442047_00023_21620_9170.N1	19-APR-2006 12:29:32	Dark	43.500	31	Alp Gru	1.7340	15200.	87	21620	No
164	GOM_NL__2PRFIN20060419_123439_000000392047_00024_21621_9150.N1	19-APR-2006 12:34:39	Dark	39.000	45	Alp Pav	1.9400	26000.	78	21621	No
165	GOM_NL__2PRFIN20060419_124153_000000402047_00024_21621_9151.N1	19-APR-2006 12:41:53	Dark	39.500	43	Alp TrA	1.9100	4250.0	79	21621	No
166	GOM_NL__2PRFIN20060419_124401_000000392047_00024_21621_9152.N1	19-APR-2006 12:44:01	Straylight	39.000	134	Bet TrA	2.8100	6600.0	78	21621	No
167	GOM_NL__2PRFIN20060419_124620_000000442047_00024_21621_9153.N1	19-APR-2006 12:46:20	Straylight	43.500	4	Alp1Cen	-0.010000	5800.0	87	21621	No
168	GOM_NL__2PRFIN20060419_124935_000000412047_00024_21621_9154.N1	19-APR-2006 12:49:35	Straylight	40.500	78	Alp Lup	2.3040	28000.	81	21621	No
169	GOM_NL__2PRFIN20060419_125119_000000402047_00024_21621_9155.N1	19-APR-2006 12:51:19	Straylight	39.500	64	Gam Cen	2.2000	10600.	79	21621	No
170	GOM_NL__2PRFIN20060419_125327_000000472047_00024_21621_9156.N1	19-APR-2006 12:53:27	Straylight	46.500	54	5The Cen	2.0550	4500.0	93	21621	No
171	GOM_NL__2PRFIN20060419_125827_000000402047_00024_21621_9157.N1	19-APR-2006 12:58:27	Tw_i_and_stray	40.000	106	9Bet Crv	2.6480	5600.0	80	21621	No
172	GOM_NL__2PRFIN20060419_130025_000000372047_00024_21621_9158.N1	19-APR-2006 13:00:25	Bright	36.500	163	7Del Crv	2.9450	11000.	73	21621	No
173	GOM_NL__2PRFIN20060419_130437_000000372047_00024_21621_9159.N1	19-APR-2006 13:04:37	Bright	37.000	121	29Gam Vir	2.7400	7200.0	74	21621	No
174	GOM_NL__2PRFIN20060419_130815_000000382047_00024_21621_9160.N1	19-APR-2006 13:08:15	Bright	37.500	138	47Eps Vir	2.8280	4700.0	75	21621	No
175	GOM_NL__2PRFIN20060419_131616_000000362047_00024_21621_9161.N1	19-APR-2006 13:16:16	Bright	35.500	152	12Alp2CVn	2.8900	11000.	71	21621	No
176	GOM_NL__2PRFIN20060419_131801_000000362047_00024_21621_9162.N1	19-APR-2006 13:18:01	Bright	36.000	174	52Psi UMa	3.0040	4400.0	72	21621	No
177	GOM_NL__2PRFIN20060419_132018_000000352047_00024_21621_9163.N1	19-APR-2006 13:20:18	Bright	34.500	87	64Gam UMa	2.4330	11000.	69	21621	No
178	GOM_NL__2PRFIN20060419_132245_000000372047_00024_21621_9164.N1	19-APR-2006 13:22:45	Bright	37.000	36	50Alp UMa	1.8000	6300.0	74	21621	No
179	GOM_NL__2PRFIN20060419_133042_000000332047_00024_21621_9165.N1	19-APR-2006 13:30:42	Bright	33.000	49	1Alp UMi	1.9900	6300.0	66	21621	No
180	GOM_NL__2PRFIN20060419_133819_000000332047_00024_21621_9166.N1	19-APR-2006 13:38:19	Bright	33.000	76	27Gam Cas	2.3000	30000.	66	21621	No
181	GOM_NL__2PRFIN20060419_133937_000000332047_00024_21621_9167.N1	19-APR-2006 13:39:37	Bright	32.500	68	18Alp Cas	2.2250	4500.0	65	21621	No
182	GOM_NL__2PRFIN20060419_134801_000000392047_00024_21621_9168.N1	19-APR-2006 13:48:01	Bright	38.500	164	44Eta Peg	2.9480	5400.0	77	21621	No
183	GOM_NL__2PRFIN20060419_140436_000000442047_00024_21621_9169.N1	19-APR-2006 14:04:36	Dark	43.500	18	24Alp PsA	1.1660	9700.0	87	21621	No
184	GOM_NL__2PRFIN20060419_140811_000000392047_00024_21621_9170.N1	19-APR-2006 14:08:11	Dark	38.500	172	Gam Gru	3.0030	13100.	77	21621	No
185	GOM_NL__2PRFIN20060419_141008_000000442047_00024_21621_9171.N1	19-APR-2006 14:10:08	Dark	43.500	31	Alp Gru	1.7340	15200.	87	21621	No
186	GOM_NL__2PRFIN20060419_141515_000000402047_00025_21622_9150.N1	19-APR-2006 14:15:15	Dark	40.000	45	Alp Pav	1.9400	26000.	80	21622	No
187	GOM_NL__2PRFIN20060419_142229_000000402047_00025_21622_9151.N1	19-APR-2006 14:22:29	Dark	39.500	43	Alp TrA	1.9100	4250.0	79	21622	No
188	GOM_NL__2PRFIN20060419_142437_000000392047_00025_21622_9152.N1	19-APR-2006 14:24:37	Straylight	39.000	134	Bet TrA	2.8100	6600.0	78	21622	No
189	GOM_NL__2PRFIN20060419_142656_000000472047_00025_21622_9153.N1	19-APR-2006 14:26:56	Straylight	46.500	4	Alp1Cen	-0.010000	5800.0	93	21622	No
190	GOM_NL__2PRFIN20060419_143011_000000402047_00025_21622_9154.N1	19-APR-2006 14:30:11	Straylight	39.500	78	Alp Lup	2.3040	28000.	79	21622	No
191	GOM_NL__2PRFIN20060419_143155_000000412047_00025_21622_9155.N1	19-APR-2006 14:31:55	Straylight	40.500	64	Gam Cen	2.2000	10600.	81	21622	No
192	GOM_NL__2PRFIN20060419_143404_000000462047_00025_21622_9156.N1	19-APR-2006 14:34:04	Straylight	45.500	54	5The Cen	2.0550	4500.0	91	21622	No
193	GOM_NL__2PRFIN20060419_143903_000000432047_00025_21622_9157.N1	19-APR-2006 14:39:03	Tw_i_and_stray	42.500	106	9Bet Crv	2.6480	5600.0	85	21622	No
194	GOM_NL__2PRFIN20060419_144101_000000372047_00025_21622_9158.N1	19-APR-2006 14:41:01	Bright	37.000	163	7Del Crv	2.9450	11000.	74	21622	No
195	GOM_NL__2PRFIN20060419_144513_000000372047_00025_21622_9159.N1	19-APR-2006 14:45:13	Bright	37.000	121	29Gam Vir	2.7400	7200.0	74	21622	No
196	GOM_NL__2PRFIN20060419_144851_000000382047_00025_21622_9160.N1	19-APR-2006 14:48:51	Bright	37.500	138	47Eps Vir	2.8280	4700.0	75	21622	No
197	GOM_NL__2PRFIN20060419_145651_000000362047_00025_21622_9161.N1	19-APR-2006 14:56:51	Bright	35.500	152	12Alp2CVn	2.8900	11000.	71	21622	No
198	GOM_NL__2PRFIN20060419_145837_000000342047_00025_21622_9162.N1	19-APR-2006 14:58:37	Bright	33.500	174	52Psi UMa	3.0040	4400.0	67	21622	No
199	GOM_NL__2PRFIN20060419_150054_000000362047_00025_21622_9163.N1	19-APR-2006 15:00:54	Bright	35.500	87	64Gam UMa	2.4330	11000.	71	21622	No
200	GOM_NL__2PRFIN20060419_150321_000000382047_00025_21622_9164.N1	19-APR-2006 15:03:21	Bright	37.500	36	50Alp UMa	1.8000	6300.0	75	21622	No
201	GOM_NL__2PRFIN20060419_151118_000000352047_00025_21622_9165.N1	19-APR-2006 15:11:18	Bright	35.000	49	1Alp UMi	1.9900	6300.0	70	21622	No
202	GOM_NL__2PRFIN20060419_151855_000000472047_00025_21622_9166.N1	19-APR-2006 15:18:55	Bright	46.500	76	27Gam Cas	2.3000	30000.	93	21622	No
203	GOM_NL__2PRFIN20060419_152013_000000342047_00025_21622_9167.N1	19-APR-2006 15:20:13	Bright	33.500	68	18Alp Cas	2.2250	4500.0	67	21622	No
204	GOM_NL__2PRFIN20060419_152838_000000392047_00025_21622_9168.N1	19-APR-2006 15:28:38	Bright	39.000	164	44Eta Peg	2.9480	5400.0	78	21622	No
205	GOM_NL__2PRFIN20060419_153244_000000402047_00025_21622_9169.N1	19-APR-2006 15:32:44	Tw_i_and_stray	39.500	90	54Alp Peg	2.4870	11000.	79	21622	No
206	GOM_NL__2PRFIN20060419_154512_000000422047_00025_21622_9170.N1	19-APR-2006 15:45:12	Dark	42.000	18	24Alp PsA	1.1660	9700.0	84	21622	No
207	GOM_NL__2PRFIN20060419_154848_000000412047_00025_21622_9171.N1	19-APR-2006 15:48:48	Dark	41.000	172	Gam Gru	3.0030	13100.	82	21622	No
208	GOM_NL__2PRFIN20060419_155045_000000422047_00025_21622_9172.N1	19-APR-2006 15:50:45	Dark	41.500	31	Alp Gru	1.7340	15200.	83	21622	No
209	GOM_NL__2PRFIN20060419_155552_000000402047_00026_21623_9150.N1	19-APR-2006 15:55:52	Dark	40.000	45	Alp Pav	1.9400	26000.	80	21623	No
210	GOM_NL__2PRFIN20060419_160306_000000382047_00026_21623_9151.N1	19-APR-2006 16:03:06	Dark	37.500	43	Alp TrA	1.9100	4250.0	75	21623	No
211	GOM_NL__2PRFIN20060419_160514_000000392047_00026_21623_9152.N1	19-APR-2006 16:05:14	Straylight	39.000	134	Bet TrA	2.8100	6600.0	78	21623	No
212	GOM_NL__2PRFIN20060419_160733_000000462047_00026_21623_9153.N1	19-APR-2006 16:07:33	Straylight	46.000	4	Alp1Cen	-0.010000	5800.0	92	21623	No
213	GOM_NL__2PRFIN20060419_161047_000000422047_00026_21623_9154.N1	19-APR-2006 16:10:47	Straylight	41.500	78	Alp Lup	2.3040	28000.	83	21623	No
214	GOM_NL__2PRFIN20060419_161231_000000412047_00026_21623_9155.N1	19-APR-2006 16:12:31	Straylight	41.000	64	Gam Cen	2.2000	10600.	82	21623	No
215	GOM_NL__2PRFIN20060419_161440_000000452047_00026_21623_9156.N1	19-APR-2006 16:14:40	Straylight	45.000	54	5The Cen	2.0550	4500.0	90	21623	No
216	GOM_NL__2PRFIN20060419_161939_000000412047_00026_21623_9157.N1	19-APR-2006 16:19:39	Tw_i_and_stray	40.500	106	9Bet Crv	2.6480	5600.0	81	21623	No
217	GOM_NL__2PRFIN20060419_162137_000000362047_00026_21623_9158.N1	19-APR-2006 16:21:37	Bright	35.500	163	7Del Crv	2.9450	11000.	71	21623	No
218	GOM_NL__2PRFIN20060419_162549_000000372047_00026_21623_9159.N1	19-APR-2006 16:25:49	Bright	37.000	121	29Gam Vir	2.7400	7200.0	74	21623	No
219	GOM_NL__2PRFIN20060419_162927_000000382047_00026_21623_9160.N1	19-APR-2006 16:29:27	Bright	37.500	138	47Eps Vir	2.8280	4700.0	75	21623	No

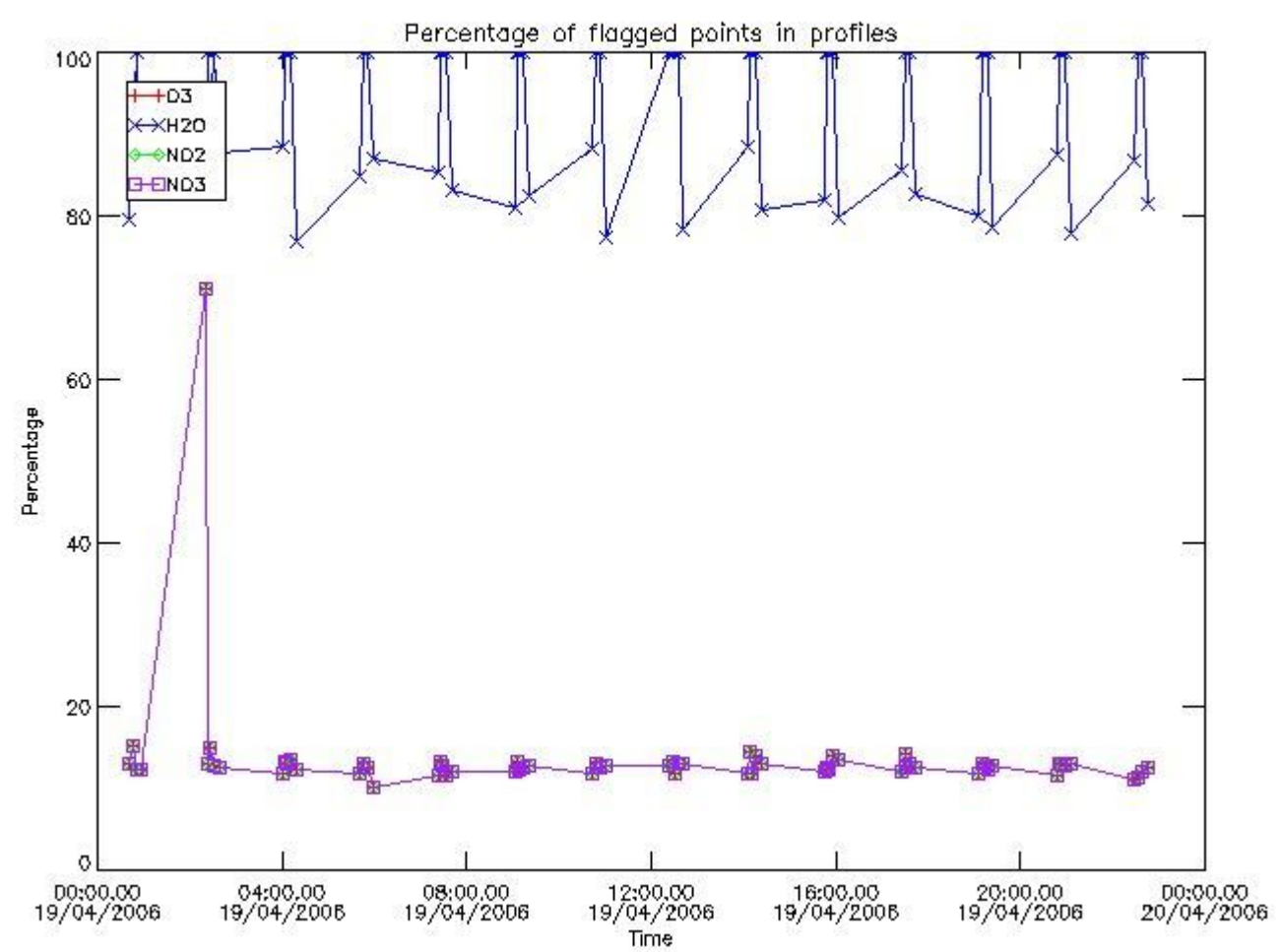
220	GOM_NL__2PRFIN20060419_163727_000000352047_00026_21623_9161.N1	19-APR-2006 16:37:27	Bright	35.000	152	12Alp2CVn	2.8900	11000.	70	21623	No
221	GOM_NL__2PRFIN20060419_163913_000000362047_00026_21623_9162.N1	19-APR-2006 16:39:13	Bright	35.500	174	52Psi UMa	3.0040	4400.0	71	21623	No
222	GOM_NL__2PRFIN20060419_164130_000000362047_00026_21623_9163.N1	19-APR-2006 16:41:30	Bright	36.000	87	64Gam UMa	2.4330	11000.	72	21623	No
223	GOM_NL__2PRFIN20060419_164357_000000362047_00026_21623_9164.N1	19-APR-2006 16:43:57	Bright	35.500	36	50Alp UMa	1.8000	6300.0	71	21623	No
224	GOM_NL__2PRFIN20060419_165154_000000362047_00026_21623_9165.N1	19-APR-2006 16:51:54	Bright	36.000	49	1Alp UMi	1.9900	6300.0	72	21623	No
225	GOM_NL__2PRFIN20060419_165931_000000352047_00026_21623_9166.N1	19-APR-2006 16:59:31	Bright	35.000	76	27Gam Cas	2.3000	30000.	70	21623	No
226	GOM_NL__2PRFIN20060419_170049_000000362047_00026_21623_9167.N1	19-APR-2006 17:00:49	Bright	36.000	68	18Alp Cas	2.2250	4500.0	72	21623	No
227	GOM_NL__2PRFIN20060419_170914_000000382047_00026_21623_9168.N1	19-APR-2006 17:09:14	Bright	37.500	164	44Eta Peg	2.9480	5400.0	75	21623	No
228	GOM_NL__2PRFIN20060419_171320_000000402047_00026_21623_9169.N1	19-APR-2006 17:13:20	Twi_and_stray	40.000	90	54Alp Peg	2.4870	11000.	80	21623	No
229	GOM_NL__2PRFIN20060419_172549_000000422047_00026_21623_9170.N1	19-APR-2006 17:25:49	Dark	42.000	18	24Alp PsA	1.1660	9700.0	84	21623	No
230	GOM_NL__2PRFIN20060419_172924_000000402047_00026_21623_9171.N1	19-APR-2006 17:29:24	Dark	39.500	172	Gam Gru	3.0030	13100.	79	21623	No
231	GOM_NL__2PRFIN20060419_173121_000000412047_00026_21623_9172.N1	19-APR-2006 17:31:21	Dark	41.000	31	Alp Gru	1.7340	15200.	82	21623	No
232	GOM_NL__2PRFIN20060419_173628_000000402047_00027_21624_9150.N1	19-APR-2006 17:36:28	Dark	39.500	45	Alp Pav	1.9400	26000.	79	21624	No
233	GOM_NL__2PRFIN20060419_174342_000000412047_00027_21624_9151.N1	19-APR-2006 17:43:42	Dark	41.000	43	Alp TrA	1.9100	4250.0	82	21624	No
234	GOM_NL__2PRFIN20060419_174550_000000382047_00027_21624_9152.N1	19-APR-2006 17:45:50	Straylight	37.500	134	Bet TrA	2.8100	6600.0	75	21624	No
235	GOM_NL__2PRFIN20060419_174809_000000442047_00027_21624_9153.N1	19-APR-2006 17:48:09	Straylight	44.000	4	Alp1Cen	-0.010000	5800.0	88	21624	No
236	GOM_NL__2PRFIN20060419_175124_000000422047_00027_21624_9154.N1	19-APR-2006 17:51:24	Straylight	41.500	78	Alp Lup	2.3040	28000.	83	21624	No
237	GOM_NL__2PRFIN20060419_175259_000000412047_00027_21624_9155.N1	19-APR-2006 17:52:59	Straylight	41.000	81	Eta Cen	2.3560	28000.	82	21624	No
238	GOM_NL__2PRFIN20060419_175516_000000472047_00027_21624_9156.N1	19-APR-2006 17:55:16	Straylight	46.500	54	5The Cen	2.0550	4500.0	93	21624	No
239	GOM_NL__2PRFIN20060419_180015_000000402047_00027_21624_9157.N1	19-APR-2006 18:00:15	Twi_and_stray	40.000	106	9Bet Crv	2.6480	5600.0	80	21624	No
240	GOM_NL__2PRFIN20060419_180213_000000362047_00027_21624_9158.N1	19-APR-2006 18:02:13	Bright	35.500	163	7Del Crv	2.9450	11000.	71	21624	No
241	GOM_NL__2PRFIN20060419_180625_000000362047_00027_21624_9159.N1	19-APR-2006 18:06:25	Bright	36.000	121	29Gam Vir	2.7400	7200.0	72	21624	No
242	GOM_NL__2PRFIN20060419_181003_000000382047_00027_21624_9160.N1	19-APR-2006 18:10:03	Bright	37.500	138	47Eps Vir	2.8280	4700.0	75	21624	No
243	GOM_NL__2PRFIN20060419_181803_000000372047_00027_21624_9161.N1	19-APR-2006 18:18:03	Bright	37.000	152	12Alp2CVn	2.8900	11000.	74	21624	No
244	GOM_NL__2PRFIN20060419_181950_000000362047_00027_21624_9162.N1	19-APR-2006 18:19:50	Bright	36.000	174	52Psi UMa	3.0040	4400.0	72	21624	No
245	GOM_NL__2PRFIN20060419_182206_000000352047_00027_21624_9163.N1	19-APR-2006 18:22:06	Bright	35.000	87	64Gam UMa	2.4330	11000.	70	21624	No
246	GOM_NL__2PRFIN20060419_182433_000000372047_00027_21624_9164.N1	19-APR-2006 18:24:33	Bright	37.000	36	50Alp UMa	1.8000	6300.0	74	21624	No
247	GOM_NL__2PRFIN20060419_183230_000000372047_00027_21624_9165.N1	19-APR-2006 18:32:30	Bright	36.500	49	1Alp UMi	1.9900	6300.0	73	21624	No
248	GOM_NL__2PRFIN20060419_184007_000000322047_00027_21624_9166.N1	19-APR-2006 18:40:07	Bright	32.000	76	27Gam Cas	2.3000	30000.	64	21624	No
249	GOM_NL__2PRFIN20060419_184125_000000322047_00027_21624_9167.N1	19-APR-2006 18:41:25	Bright	32.000	68	18Alp Cas	2.2250	4500.0	64	21624	No
250	GOM_NL__2PRFIN20060419_184950_000000362047_00027_21624_9168.N1	19-APR-2006 18:49:50	Bright	35.500	164	44Eta Peg	2.9480	5400.0	71	21624	No
251	GOM_NL__2PRFIN20060419_185356_000000392047_00027_21624_9169.N1	19-APR-2006 18:53:56	Twi_and_stray	39.000	90	54Alp Peg	2.4870	11000.	78	21624	No
252	GOM_NL__2PRFIN20060419_190625_000000432047_00027_21624_9170.N1	19-APR-2006 19:06:25	Dark	43.000	18	24Alp PsA	1.1660	9700.0	86	21624	No
253	GOM_NL__2PRFIN20060419_191001_000000392047_00027_21624_9171.N1	19-APR-2006 19:10:01	Dark	39.000	172	Gam Gru	3.0030	13100.	78	21624	No
254	GOM_NL__2PRFIN20060419_191158_000000412047_00027_21624_9172.N1	19-APR-2006 19:11:58	Dark	41.000	31	Alp Gru	1.7340	15200.	82	21624	No
255	GOM_NL__2PRFIN20060419_191705_000000422047_00028_21625_9150.N1	19-APR-2006 19:17:05	Dark	41.500	45	Alp Pav	1.9400	26000.	83	21625	No
256	GOM_NL__2PRFIN20060419_192418_000000402047_00028_21625_9151.N1	19-APR-2006 19:24:18	Dark	40.000	43	Alp TrA	1.9100	4250.0	80	21625	No
257	GOM_NL__2PRFIN20060419_192626_000000412047_00028_21625_9152.N1	19-APR-2006 19:26:26	Straylight	40.500	134	Bet TrA	2.8100	6600.0	81	21625	No
258	GOM_NL__2PRFIN20060419_192845_000000492047_00028_21625_9153.N1	19-APR-2006 19:28:45	Straylight	48.500	4	Alp1Cen	-0.010000	5800.0	97	21625	No
259	GOM_NL__2PRFIN20060419_193200_000000432047_00028_21625_9154.N1	19-APR-2006 19:32:00	Straylight	42.500	78	Alp Lup	2.3040	28000.	85	21625	No
260	GOM_NL__2PRFIN20060419_193335_000000452047_00028_21625_9155.N1	19-APR-2006 19:33:35	Straylight	45.000	81	Eta Cen	2.3560	28000.	90	21625	No
261	GOM_NL__2PRFIN20060419_193552_000000482047_00028_21625_9156.N1	19-APR-2006 19:35:52	Straylight	47.500	54	5The Cen	2.0550	4500.0	95	21625	No
262	GOM_NL__2PRFIN20060419_194051_000000432047_00028_21625_9157.N1	19-APR-2006 19:40:51	Twi_and_stray	42.500	106	9Bet Crv	2.6480	5600.0	85	21625	No
263	GOM_NL__2PRFIN20060419_194249_000000372047_00028_21625_9158.N1	19-APR-2006 19:42:49	Bright	36.500	163	7Del Crv	2.9450	11000.	73	21625	No
264	GOM_NL__2PRFIN20060419_194701_000000362047_00028_21625_9159.N1	19-APR-2006 19:47:01	Bright	36.000	121	29Gam Vir	2.7400	7200.0	72	21625	No
265	GOM_NL__2PRFIN20060419_195039_000000382047_00028_21625_9160.N1	19-APR-2006 19:50:39	Bright	38.000	138	47Eps Vir	2.8280	4700.0	76	21625	No
266	GOM_NL__2PRFIN20060419_195839_000000552047_00028_21625_9161.N1	19-APR-2006 19:58:39	Bright	55.000	152	12Alp2CVn	2.8900	11000.	110	21625	No
267	GOM_NL__2PRFIN20060419_200026_000000352047_00028_21625_9162.N1	19-APR-2006 20:00:26	Bright	35.000	174	52Psi UMa	3.0040	4400.0	70	21625	No
268	GOM_NL__2PRFIN20060419_200242_000000372047_00028_21625_9163.N1	19-APR-2006 20:02:42	Bright	36.500	87	64Gam UMa	2.4330	11000.	73	21625	No
269	GOM_NL__2PRFIN20060419_200509_000000382047_00028_21625_4530.N1	19-APR-2006 20:05:09	Bright	37.500	36	50Alp UMa	1.8000	6300.0	75	21625	No
270	GOM_NL__2PRFIN20060419_201306_000000522047_00028_21625_9165.N1	19-APR-2006 20:13:06	Bright	52.000	49	1Alp UMi	1.9900	6300.0	104	21625	No
271	GOM_NL__2PRFIN20060419_202043_000000332047_00028_21625_9166.N1	19-APR-2006 20:20:43	Bright	33.000	76	27Gam Cas	2.3000	30000.	66	21625	No
272	GOM_NL__2PRFIN20060419_202201_000000332047_00028_21625_9167.N1	19-APR-2006 20:22:01	Bright	32.500	68	18Alp Cas	2.2250	4500.0	65	21625	No
273	GOM_NL__2PRFIN20060419_203026_000000382047_00028_21625_9168.N1	19-APR-2006 20:30:26	Bright	38.000	164	44Eta Peg	2.9480	5400.0	76	21625	No
274	GOM_NL__2PRFIN20060419_203433_000000412047_00028_21625_9169.N1	19-APR-2006 20:34:33	Twi_and_stray	41.000	90	54Alp Peg	2.4870	11000.	82	21625	No
275	GOM_NL__2PRFIN20060419_204701_000000452047_00028_21625_9170.N1	19-APR-2006 20:47:01	Dark	44.500	18	24Alp PsA	1.1660	9700.0	89	21625	No
276	GOM_NL__2PRFIN20060419_205037_000000392047_00028_21625_9171.N1	19-APR-2006 20:50:37	Dark	39.000	172	Gam Gru	3.0030	13100.	78	21625	No
277	GOM_NL__2PRFIN20060419_205234_000000402047_00028_21625_9172.N1	19-APR-2006 20:52:34	Dark	39.500	31	Alp Gru	1.7340	15200.	79	21625	No
278	GOM_NL__2PRFIN20060419_205741_000000402047_00029_21626_9172.N1	19-APR-2006 20:57:41	Dark	40.000	45	Alp Pav	1.9400	26000.	80	21626	No

279	GOM_NL__2PRFIN20060419_210455_000000392047_00029_21626_9173.N1	19-APR-2006 21:04:55	Dark	39.000	43	Alp TrA	1.9100	4250.0	78	21626	No
280	GOM_NL__2PRFIN20060419_210703_000000392047_00029_21626_9174.N1	19-APR-2006 21:07:03	Straylight	38.500	134	Bet TrA	2.8100	6600.0	77	21626	No
281	GOM_NL__2PRFIN20060419_210922_000000482047_00029_21626_9175.N1	19-APR-2006 21:09:22	Straylight	48.000	4	Alp1Cen	-0.010000	5800.0	96	21626	No
282	GOM_NL__2PRFIN20060419_211237_000000442047_00029_21626_9176.N1	19-APR-2006 21:12:37	Straylight	43.500	78	Alp Lup	2.3040	28000.	87	21626	No
283	GOM_NL__2PRFIN20060419_211412_000000432047_00029_21626_9177.N1	19-APR-2006 21:14:12	Straylight	42.500	81	Eta Cen	2.3560	28000.	85	21626	No
284	GOM_NL__2PRFIN20060419_211629_000000452047_00029_21626_9178.N1	19-APR-2006 21:16:29	Straylight	45.000	54	5The Cen	2.0550	4500.0	90	21626	No
285	GOM_NL__2PRFIN20060419_212127_000000432047_00029_21626_9179.N1	19-APR-2006 21:21:27	Tw_i_and_stray	42.500	106	9Bet Crv	2.6480	5600.0	85	21626	No
286	GOM_NL__2PRFIN20060419_212435_000000312047_00029_21626_9180.N1	19-APR-2006 21:24:35	Bright	31.000	15	67Alp Vir	0.97600	28000.	62	21626	No
287	GOM_NL__2PRFIN20060419_212737_000000372047_00029_21626_9181.N1	19-APR-2006 21:27:37	Bright	36.500	121	29Gam Vir	2.7400	7200.0	73	21626	No
288	GOM_NL__2PRFIN20060419_213115_000000382047_00029_21626_9182.N1	19-APR-2006 21:31:15	Bright	38.000	138	47Eps Vir	2.8280	4700.0	76	21626	No
289	GOM_NL__2PRFIN20060419_213914_000000372047_00029_21626_9183.N1	19-APR-2006 21:39:14	Bright	36.500	152	12Alp2CVn	2.8900	11000.	73	21626	No
290	GOM_NL__2PRFIN20060419_214102_000000512047_00029_21626_9184.N1	19-APR-2006 21:41:02	Bright	50.500	174	52Psi UMa	3.0040	4400.0	101	21626	No
291	GOM_NL__2PRFIN20060419_214318_000000352047_00029_21626_9185.N1	19-APR-2006 21:43:18	Bright	34.500	87	64Gam UMa	2.4330	11000.	69	21626	No
292	GOM_NL__2PRFIN20060419_214545_000000372047_00029_21626_9186.N1	19-APR-2006 21:45:45	Bright	37.000	36	50Alp UMa	1.8000	6300.0	74	21626	No
293	GOM_NL__2PRFIN20060419_215342_000000382047_00029_21626_9187.N1	19-APR-2006 21:53:42	Bright	37.500	49	1Alp UMi	1.9900	6300.0	75	21626	No
294	GOM_NL__2PRFIN20060419_220119_000000392047_00029_21626_9188.N1	19-APR-2006 22:01:19	Bright	38.500	76	27Gam Cas	2.3000	30000.	77	21626	No
295	GOM_NL__2PRFIN20060419_220237_000000332047_00029_21626_9189.N1	19-APR-2006 22:02:37	Bright	33.000	68	18Alp Cas	2.2250	4500.0	66	21626	No
296	GOM_NL__2PRFIN20060419_221102_000000382047_00029_21626_9190.N1	19-APR-2006 22:11:02	Bright	37.500	164	44Eta Peg	2.9480	5400.0	75	21626	No
297	GOM_NL__2PRFIN20060419_221509_000000392047_00029_21626_9191.N1	19-APR-2006 22:15:09	Tw_i_and_stray	39.000	90	54Alp Peg	2.4870	11000.	78	21626	No
298	GOM_NL__2PRFIN20060419_222737_000000462047_00029_21626_9192.N1	19-APR-2006 22:27:37	Dark	46.000	18	24Alp PsA	1.1660	9700.0	92	21626	No
299	GOM_NL__2PRFIN20060419_223310_000000452047_00029_21626_9193.N1	19-APR-2006 22:33:10	Dark	45.000	31	Alp Gru	1.7340	15200.	90	21626	No
300	GOM_NL__2PRFIN20060419_223818_000000422047_00030_21627_9172.N1	19-APR-2006 22:38:18	Dark	42.000	45	Alp Pav	1.9400	26000.	84	21627	No
301	GOM_NL__2PRFIN20060419_224531_000000412047_00030_21627_9173.N1	19-APR-2006 22:45:31	Dark	41.000	43	Alp TrA	1.9100	4250.0	82	21627	No
302	GOM_NL__2PRFIN20060419_224739_000000392047_00030_21627_9174.N1	19-APR-2006 22:47:39	Straylight	38.500	134	Bet TrA	2.8100	6600.0	77	21627	No
303	GOM_NL__2PRFIN20060419_224958_000000522047_00030_21627_9175.N1	19-APR-2006 22:49:58	Straylight	52.000	4	Alp1Cen	-0.010000	5800.0	104	21627	No
304	GOM_NL__2PRFIN20060419_225313_000000422047_00030_21627_9176.N1	19-APR-2006 22:53:13	Straylight	41.500	78	Alp Lup	2.3040	28000.	83	21627	No
305	GOM_NL__2PRFIN20060419_225448_000000442047_00030_21627_9177.N1	19-APR-2006 22:54:48	Straylight	44.000	81	Eta Cen	2.3560	28000.	88	21627	No
306	GOM_NL__2PRFIN20060419_225705_000000462047_00030_21627_9178.N1	19-APR-2006 22:57:05	Straylight	46.000	54	5The Cen	2.0550	4500.0	92	21627	No
307	GOM_NL__2PRFIN20060419_230203_000000392047_00030_21627_9179.N1	19-APR-2006 23:02:03	Tw_i_and_stray	38.500	106	9Bet Crv	2.6480	5600.0	77	21627	No
308	GOM_NL__2PRFIN20060419_230511_000000312047_00030_21627_9180.N1	19-APR-2006 23:05:11	Bright	31.000	15	67Alp Vir	0.97600	28000.	62	21627	No
309	GOM_NL__2PRFIN20060419_230813_000000362047_00030_21627_9181.N1	19-APR-2006 23:08:13	Bright	36.000	121	29Gam Vir	2.7400	7200.0	72	21627	No
310	GOM_NL__2PRFIN20060419_231151_000000382047_00030_21627_9182.N1	19-APR-2006 23:11:51	Bright	38.000	138	47Eps Vir	2.8280	4700.0	76	21627	No
311	GOM_NL__2PRFIN20060419_231950_000000372047_00030_21627_9183.N1	19-APR-2006 23:19:50	Bright	37.000	152	12Alp2CVn	2.8900	11000.	74	21627	No
312	GOM_NL__2PRFIN20060419_232138_000000362047_00030_21627_9184.N1	19-APR-2006 23:21:38	Bright	36.000	174	52Psi UMa	3.0040	4400.0	72	21627	No
313	GOM_NL__2PRFIN20060419_232354_000000352047_00030_21627_9185.N1	19-APR-2006 23:23:54	Bright	34.500	87	64Gam UMa	2.4330	11000.	69	21627	No
314	GOM_NL__2PRFIN20060419_232621_000000372047_00030_21627_9186.N1	19-APR-2006 23:26:21	Bright	37.000	36	50Alp UMa	1.8000	6300.0	74	21627	No
315	GOM_NL__2PRFIN20060419_233417_000000332047_00030_21627_9187.N1	19-APR-2006 23:34:17	Bright	32.500	49	1Alp UMi	1.9900	6300.0	65	21627	No
316	GOM_NL__2PRFIN20060419_234155_000000322047_00030_21627_9188.N1	19-APR-2006 23:41:55	Bright	32.000	76	27Gam Cas	2.3000	30000.	64	21627	No
317	GOM_NL__2PRFIN20060419_234313_000000362047_00030_21627_9189.N1	19-APR-2006 23:43:13	Bright	36.000	68	18Alp Cas	2.2250	4500.0	72	21627	No
318	GOM_NL__2PRFIN20060419_235138_000000392047_00030_21627_9190.N1	19-APR-2006 23:51:38	Bright	38.500	164	44Eta Peg	2.9480	5400.0	77	21627	No
319	GOM_NL__2PRFIN20060419_235545_000000392047_00030_21627_9191.N1	19-APR-2006 23:55:45	Tw_i_and_stray	39.000	90	54Alp Peg	2.4870	11000.	78	21627	No

3. Quality information per product


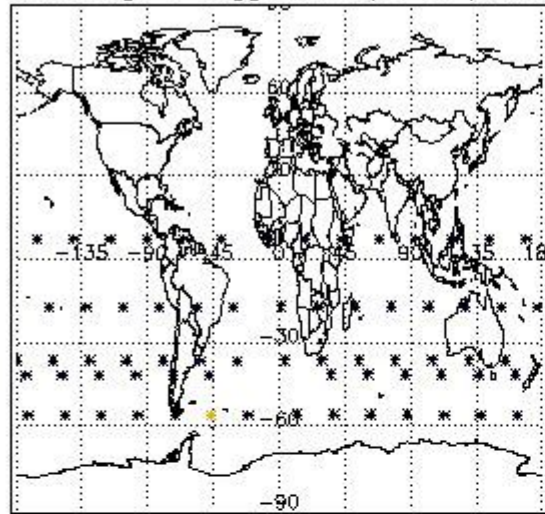
In this section it is plotted some information contained in the Quality Summary data set of the level 2 products. Only products in dark limb conditions and without errors (error flag in the MPH set to "0") are used.

3.1 Plot quality information per product (time dependant)

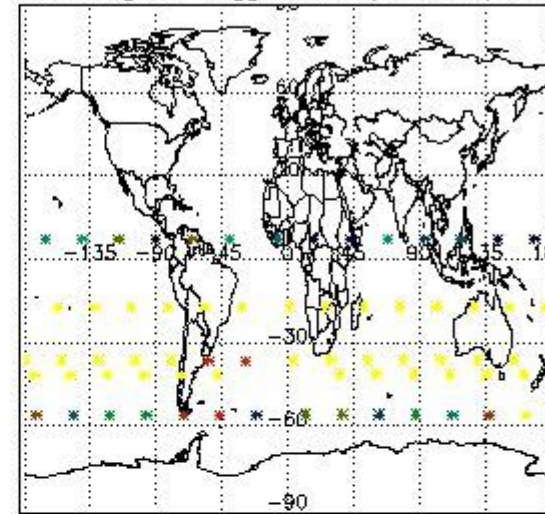


3.2 Plot quality information per product (world map)

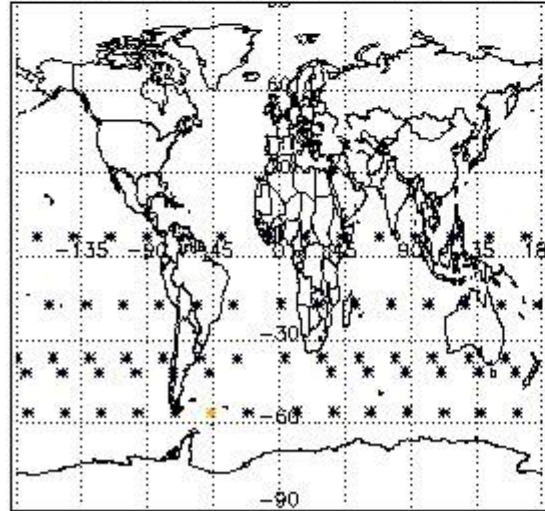
Percentage of flagged data per O3 profile



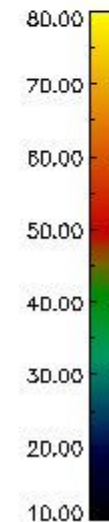
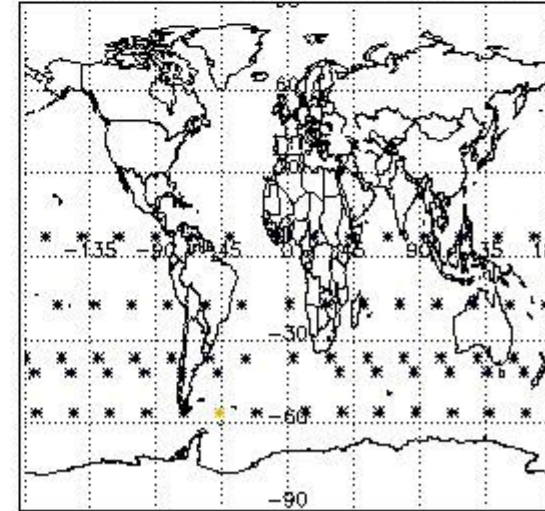
Percentage of flagged data per H2O profile



Percentage of flagged data per NO2 profile



Percentage of flagged data per NO3 profile

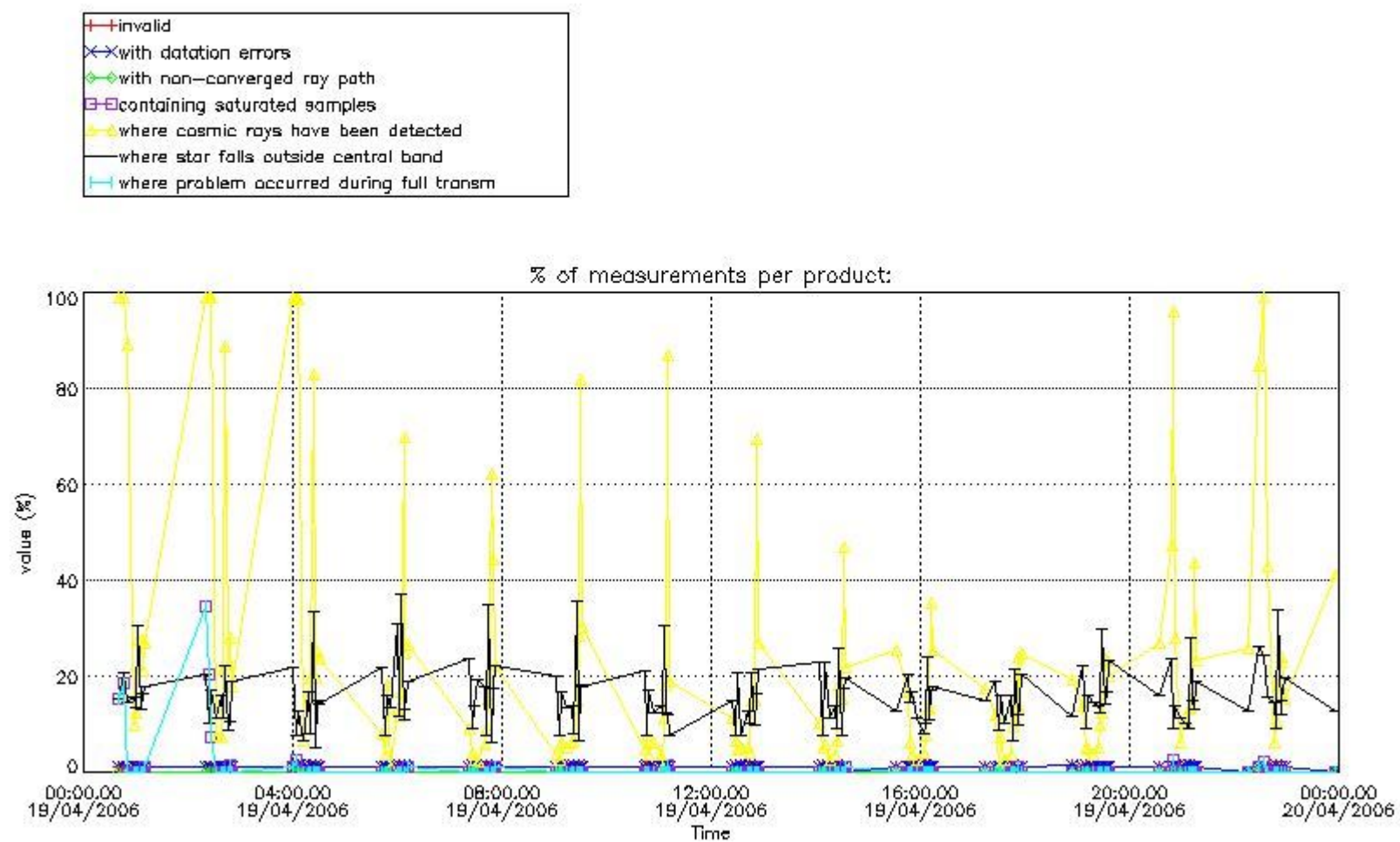


4. Level 1 quality information per product

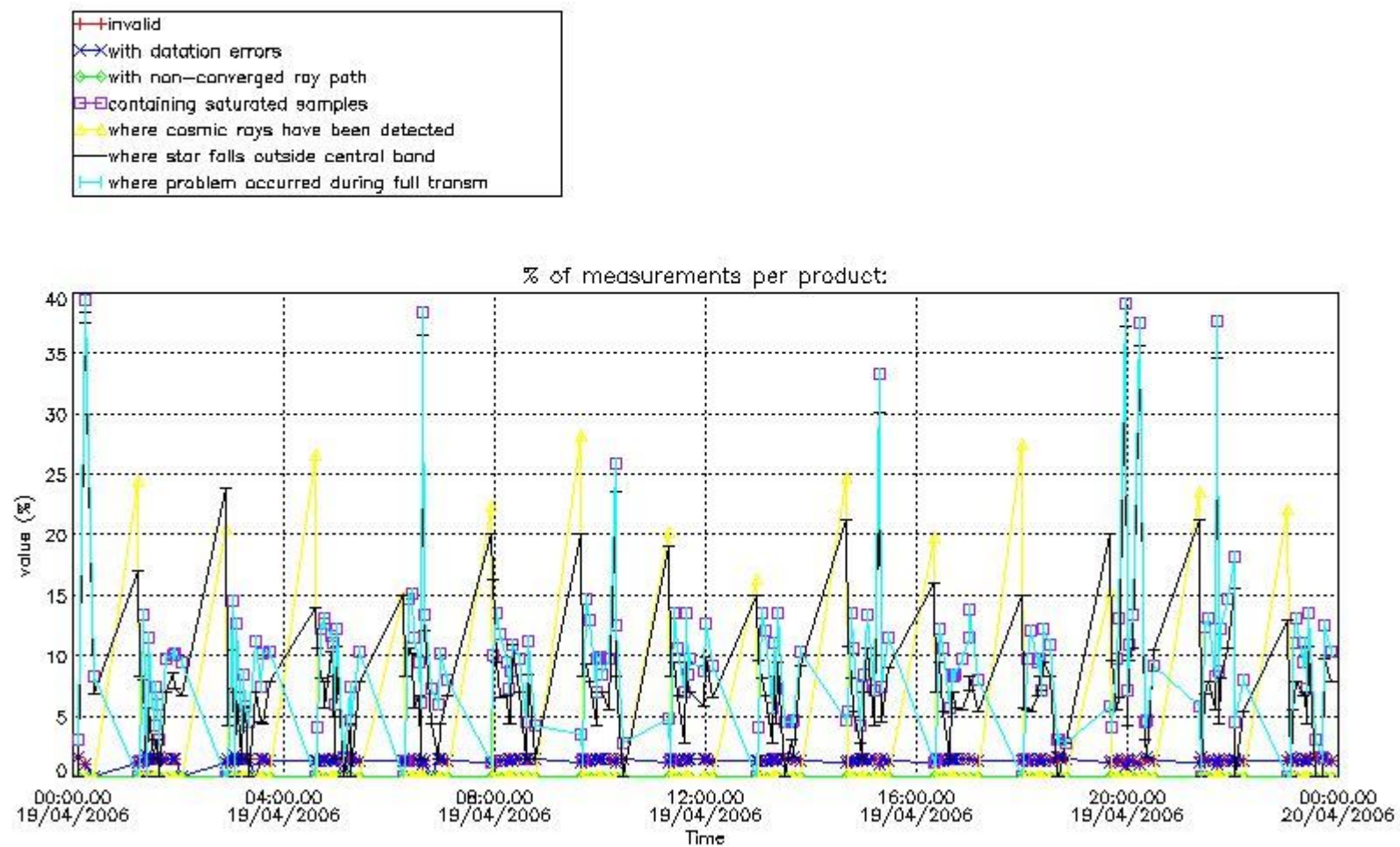
In this section it is plotted some information contained in the Quality Summary data set of the level 2 products that comes from the level 1b processing. Products without errors (error flag in the MPH set to "0") are used.

4.1 Plot quality information per product (time dependant) coming from level 1b processing

4.1.1 Plot level 1 quality information per product (time dependant): ENVISAT ASCENDING passes



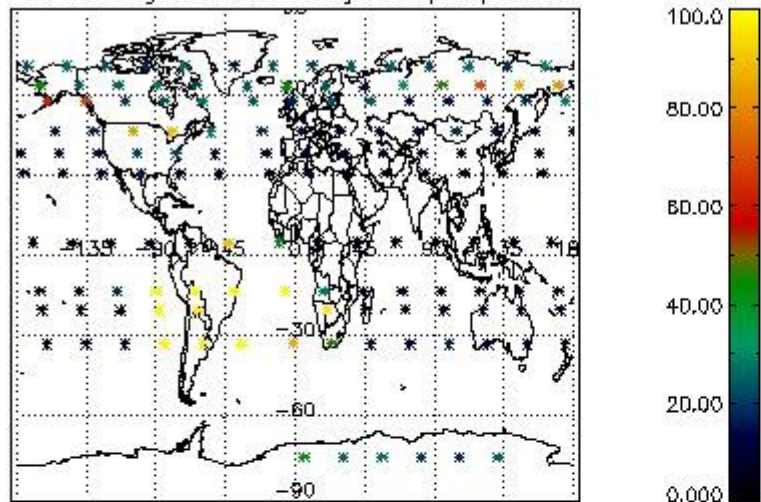
4.1.2 Plot level 1 quality information per product (time dependant): ENVI SAT DESCENDING passes



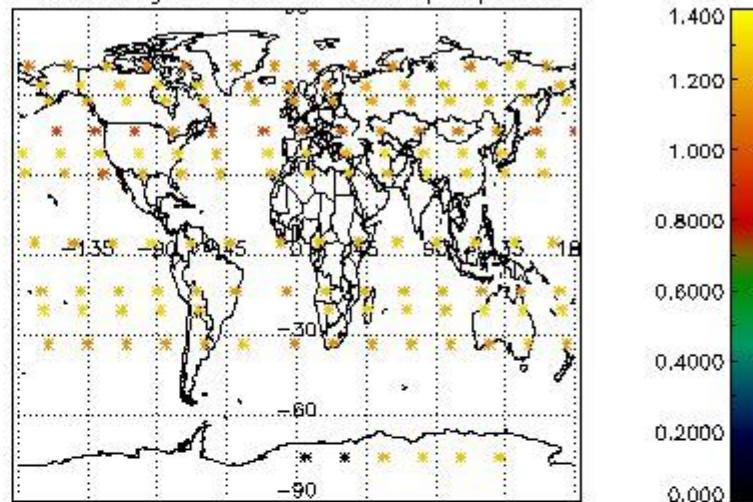
4.2 Plot quality information per product coming from level 1b processing (world map)

4.2.1 Plot level 1 quality information per product (world map): ENVISAT ASCENDING passes

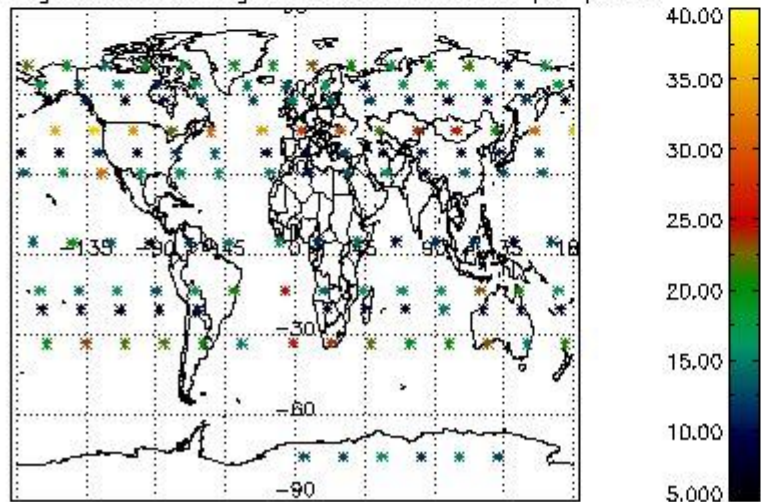
Percentage of cosmic ray hits per profile



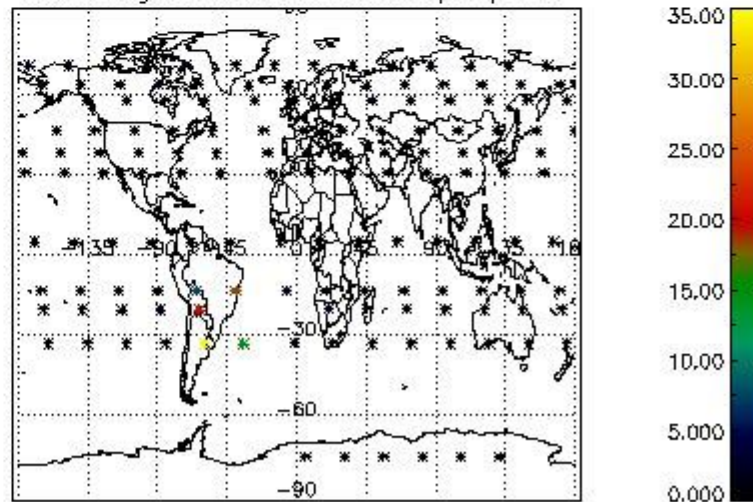
Percentage of datation errors per profile



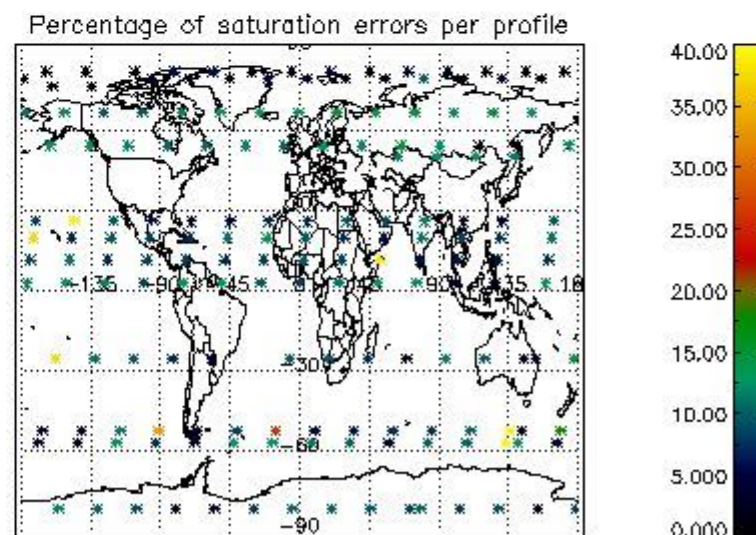
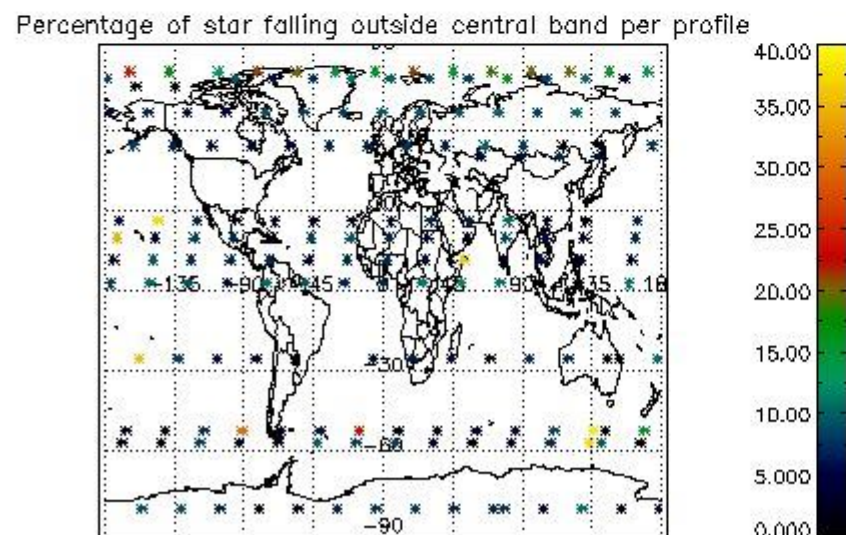
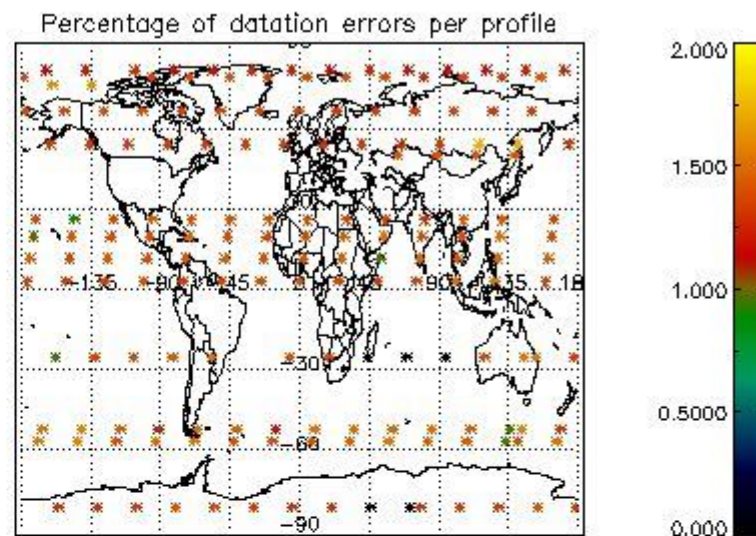
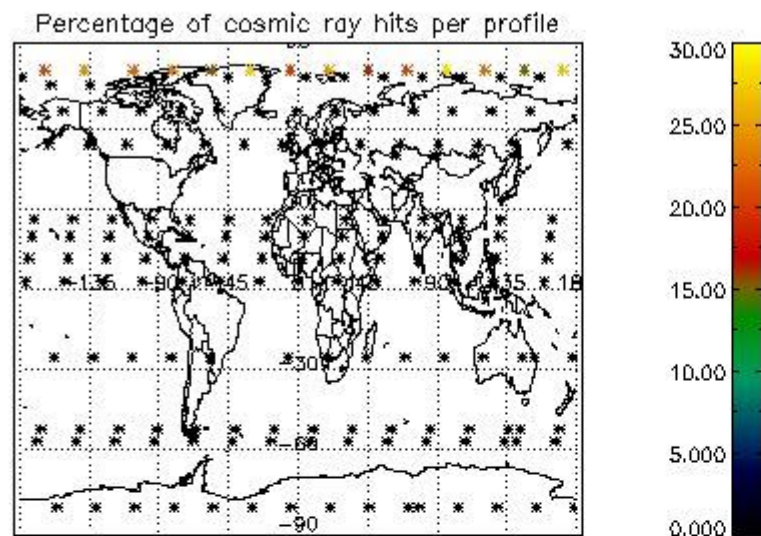
Percentage of star falling outside central band per profile



Percentage of saturation errors per profile



4.2.2 Plot level 1 quality information per product (world map): ENVISAT DESCENDING passes



5. Trace gas profiles

5.1 Ozone statistics based on quality of products

The final quality of the products can be "measured" using the STD (Standard Deviation) attached to every point profile. This information is written to the parameter GOM_NL__2P/NL_LOCAL_SPECIES_DENSITY/o3_std of the level 2 products. The table below shows the statistics for given STD ranges.

The statistics are given with respect to the overall valid production:

- Products without fatal errors: GOM_NL__2P/MPH/PRODUCT_ERR=0
- Valid point profile: GOM_NL__2P/NL_LOCAL_SPECIES_DENSITY/pcd(0)=0

The 'Criteria' is applied to valid points of dark limb products:

- Products in dark limb illumination condition: GOM_NL__2P/NL_SUMMARY_QUALITY/obs_ill_cond=0
- Products without fatal errors: GOM_NL__2P/MPH/PRODUCT_ERR=0
- Valid point profile: GOM_NL__2P/NL_LOCAL_SPECIES_DENSITY/pcd(0)=0

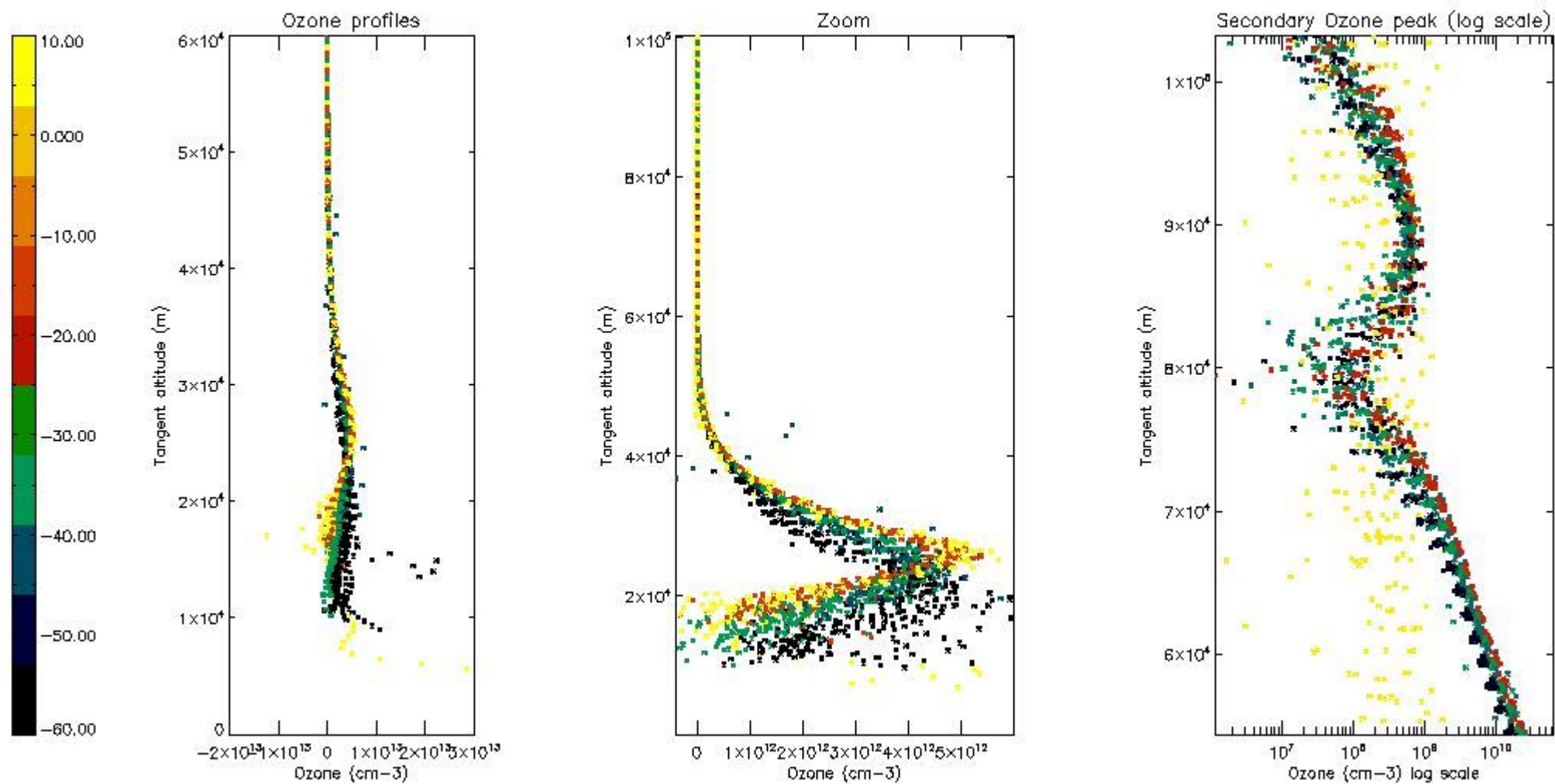
So, the table below shows the percentage of dark limb and valid observations for each criteria with respect to the overall valid daily observations.

Criteria	% of total production
All STD	23
STD < 20	14

STD < 10	11
STD < 5	7

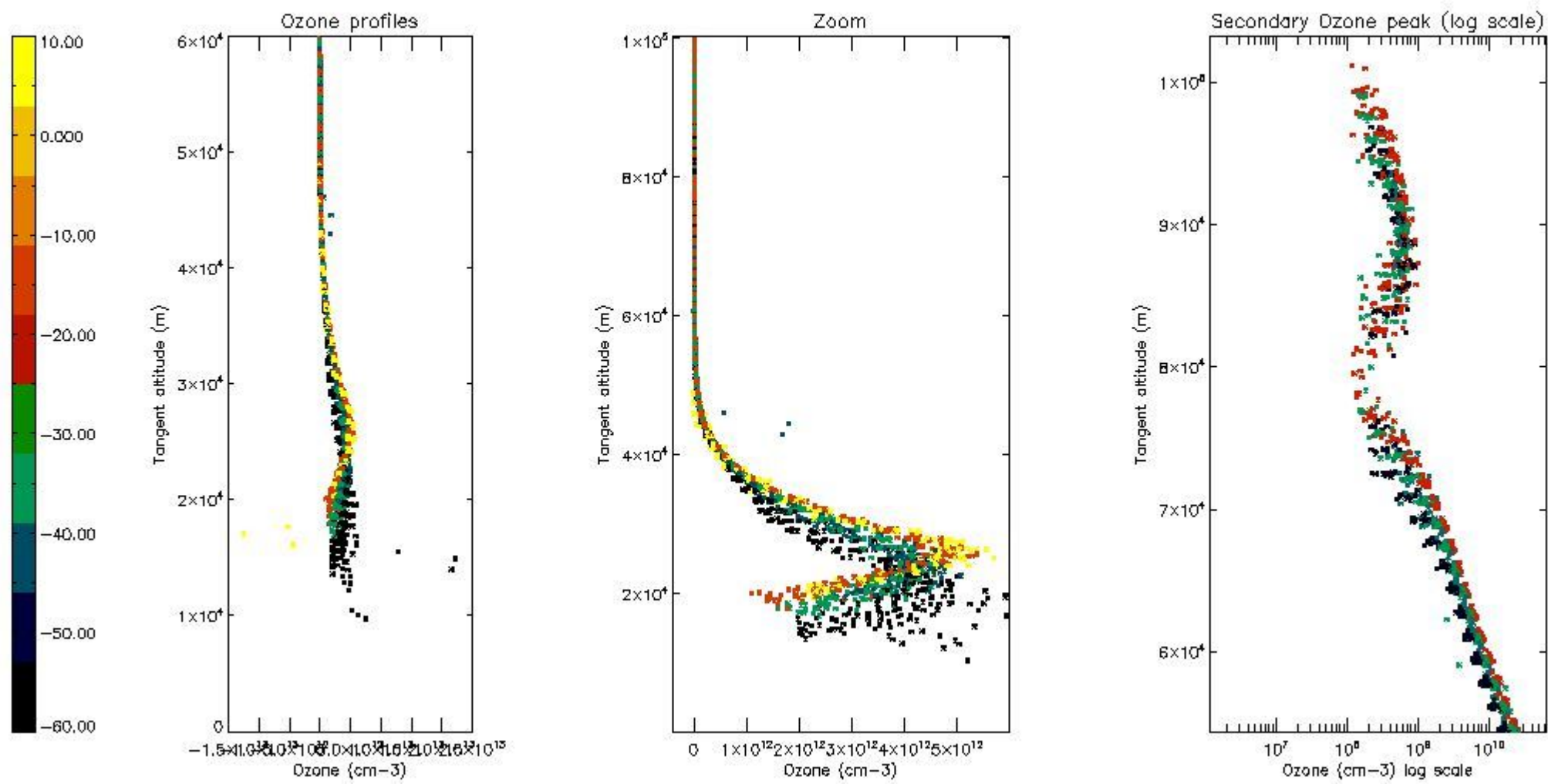
5.2 Plot ozone profiles for all STD (dark without errors)

The colorbar represents the latitude.



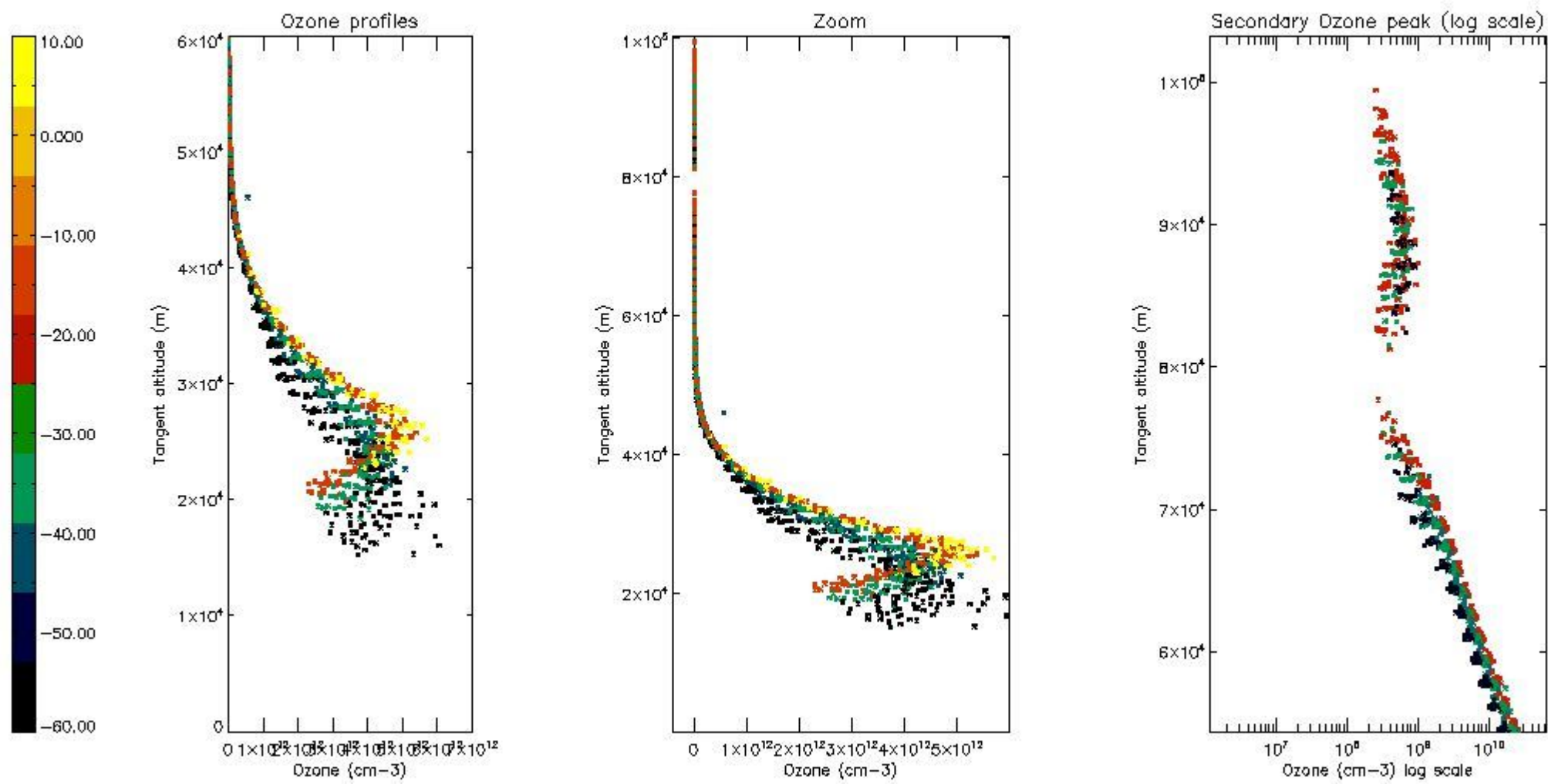
5.3 Plot ozone profiles where STD < 20% (dark without errors)

The colorbar represents the latitude.



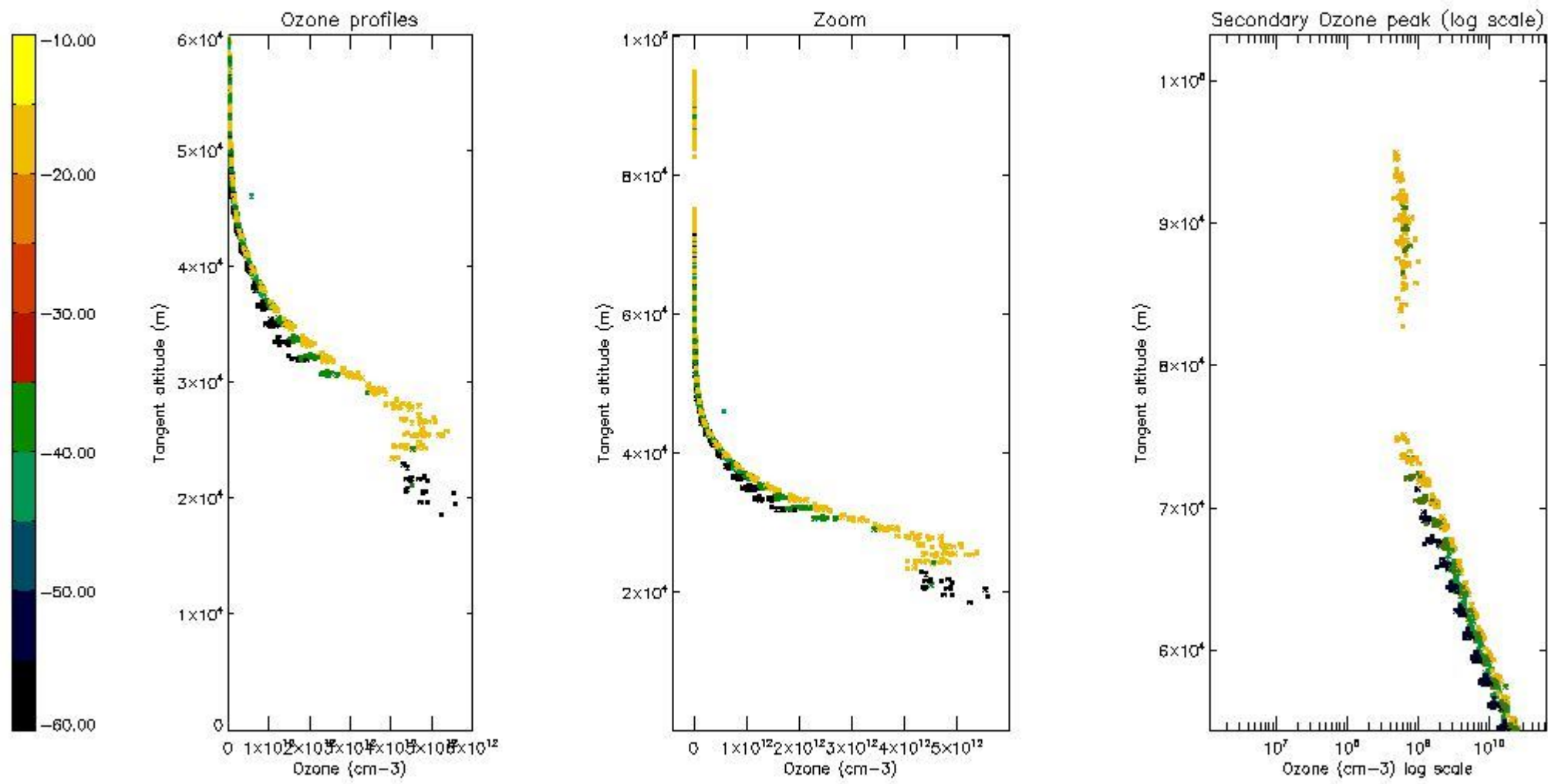
5.4 Plot ozone profiles where STD < 10% (dark without errors)

The colorbar represents the latitude.



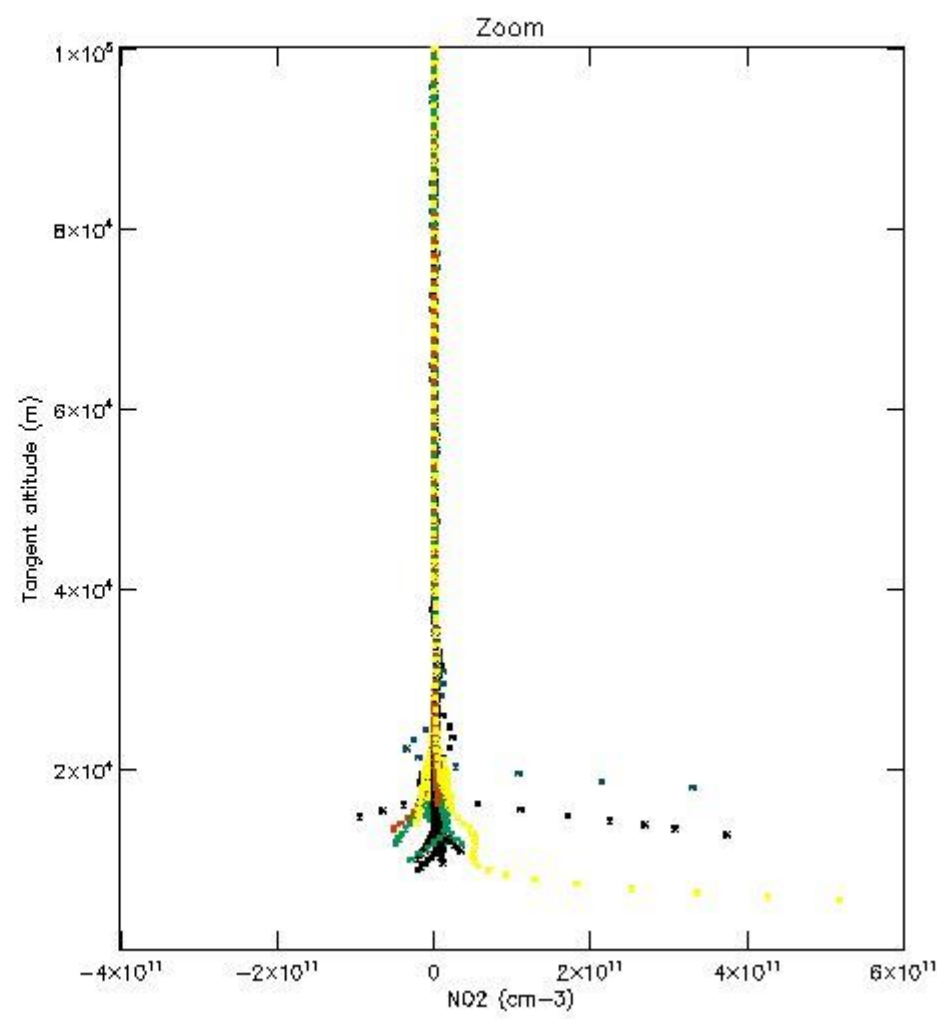
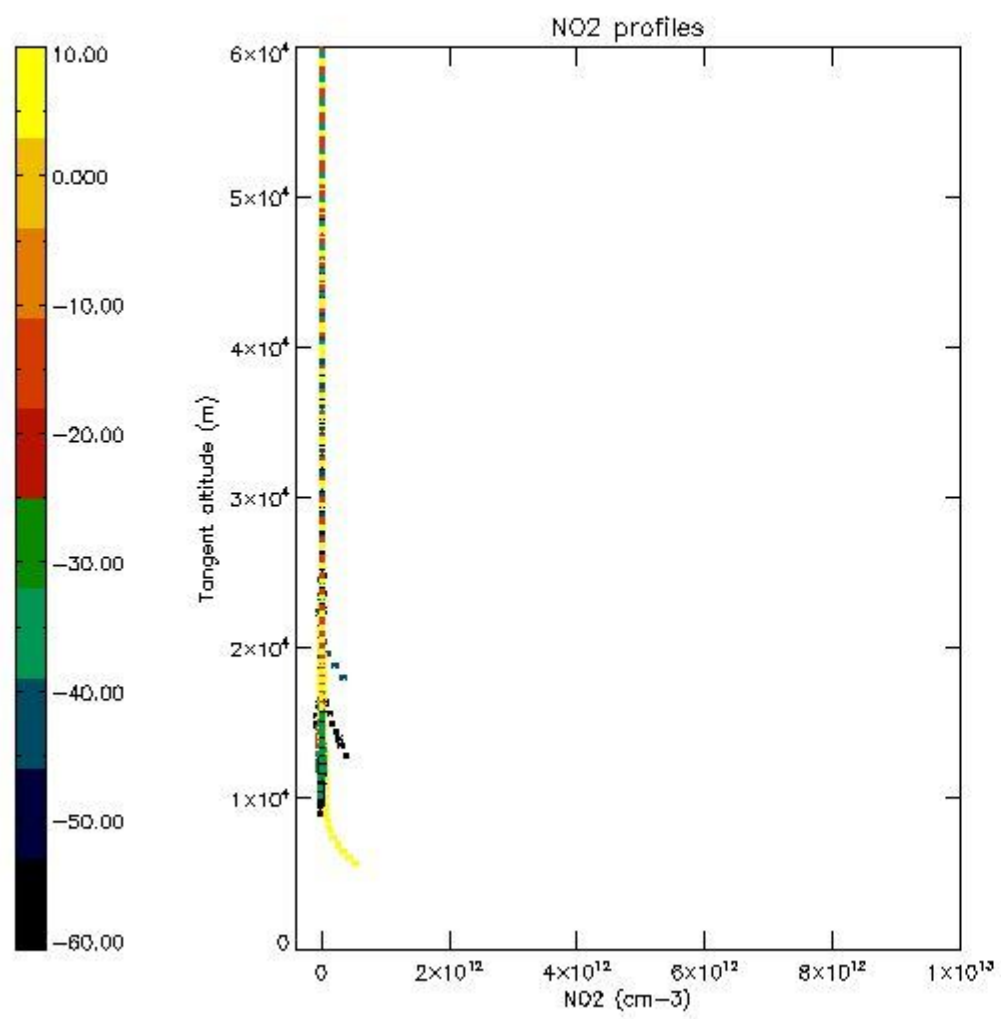
5.5 Plot ozone profiles where STD < 5% (dark without errors)

The colorbar represents the latitude.



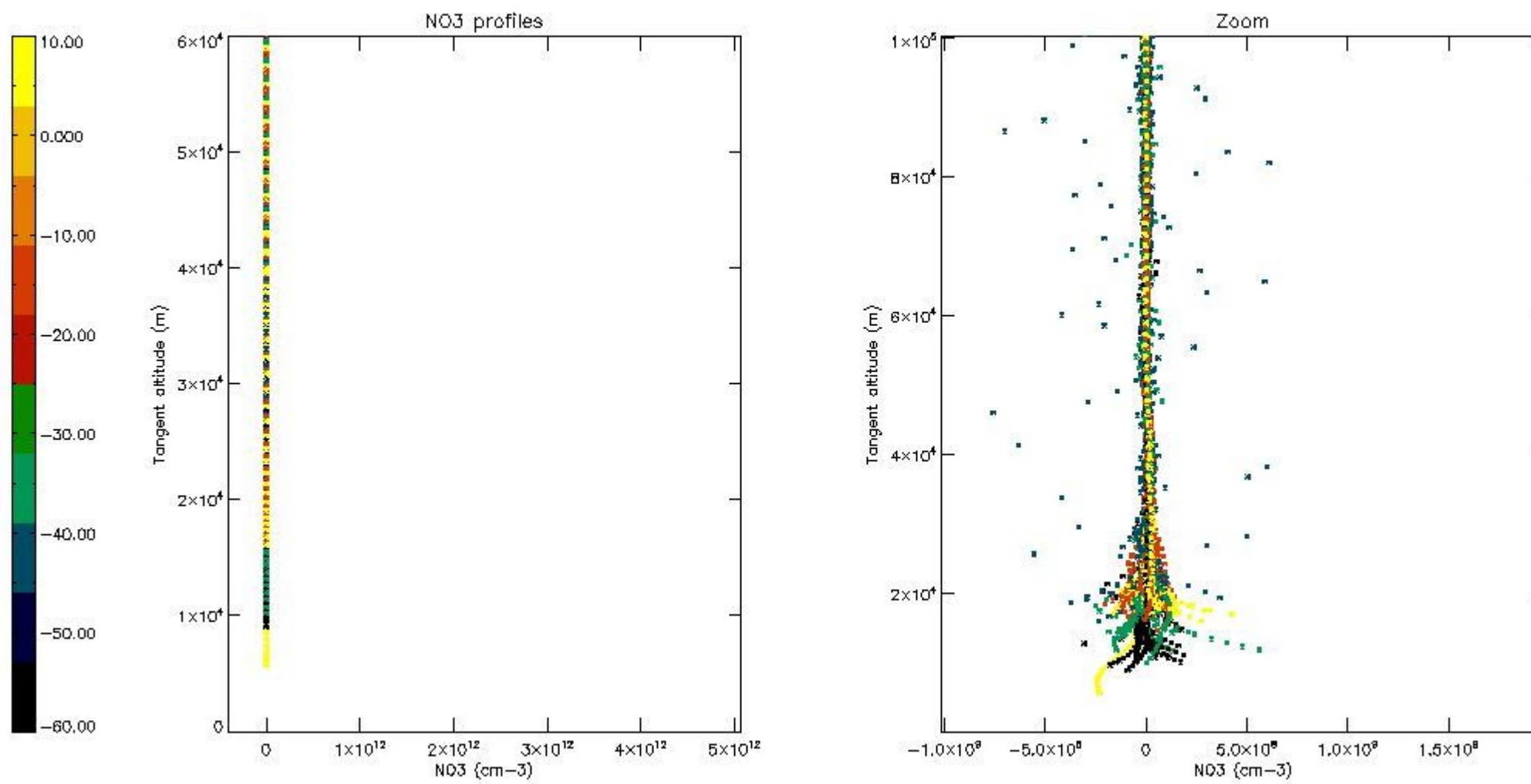
5.6 Plot NO₂ profiles for all STD (dark without errors)

The colorbar represents the latitude.



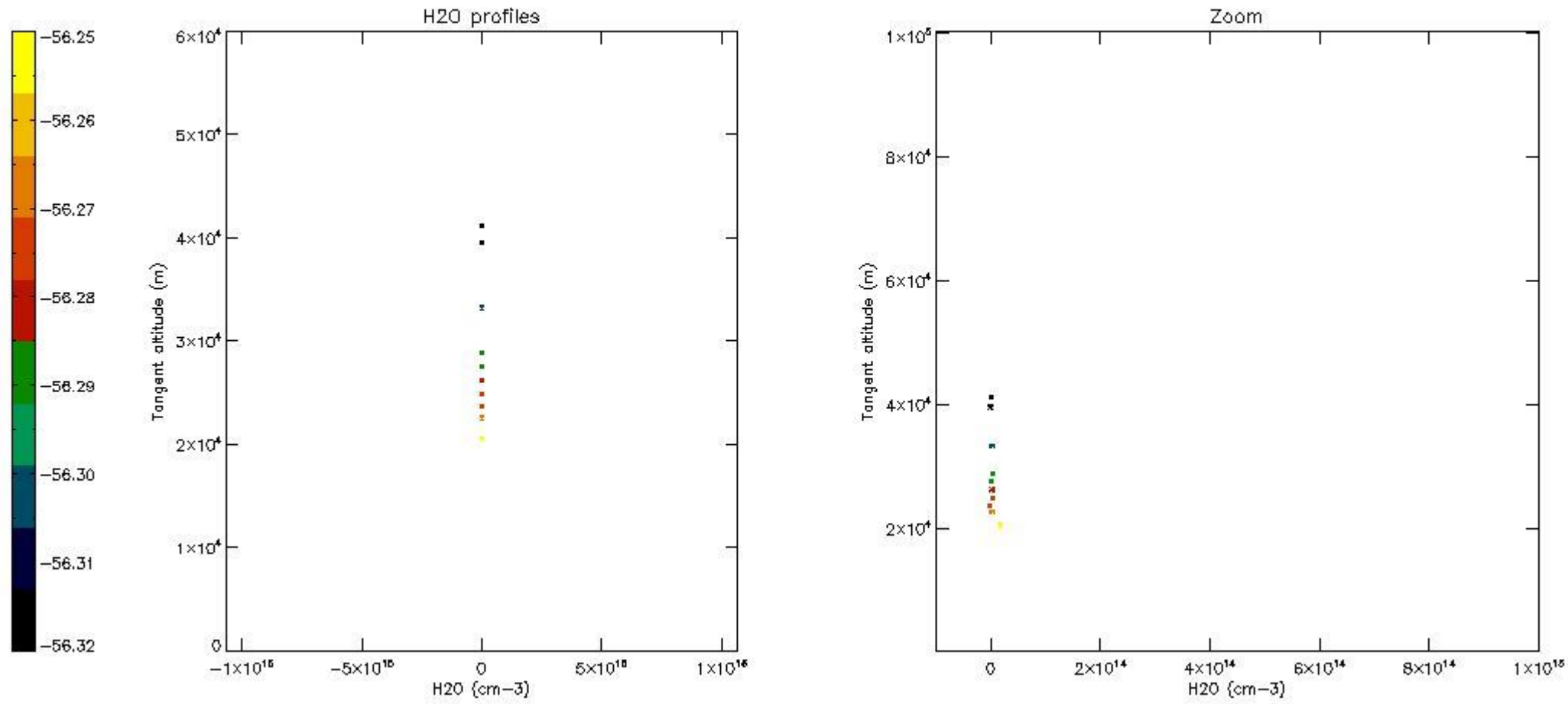
5.7 Plot NO3 profiles for all STD (dark without errors)

The colorbar represents the latitude.



5.8 Plot H₂O profiles for all STD (only for occultations of stars 1,2,3,4,13,14,16,26,63 dark without errors)

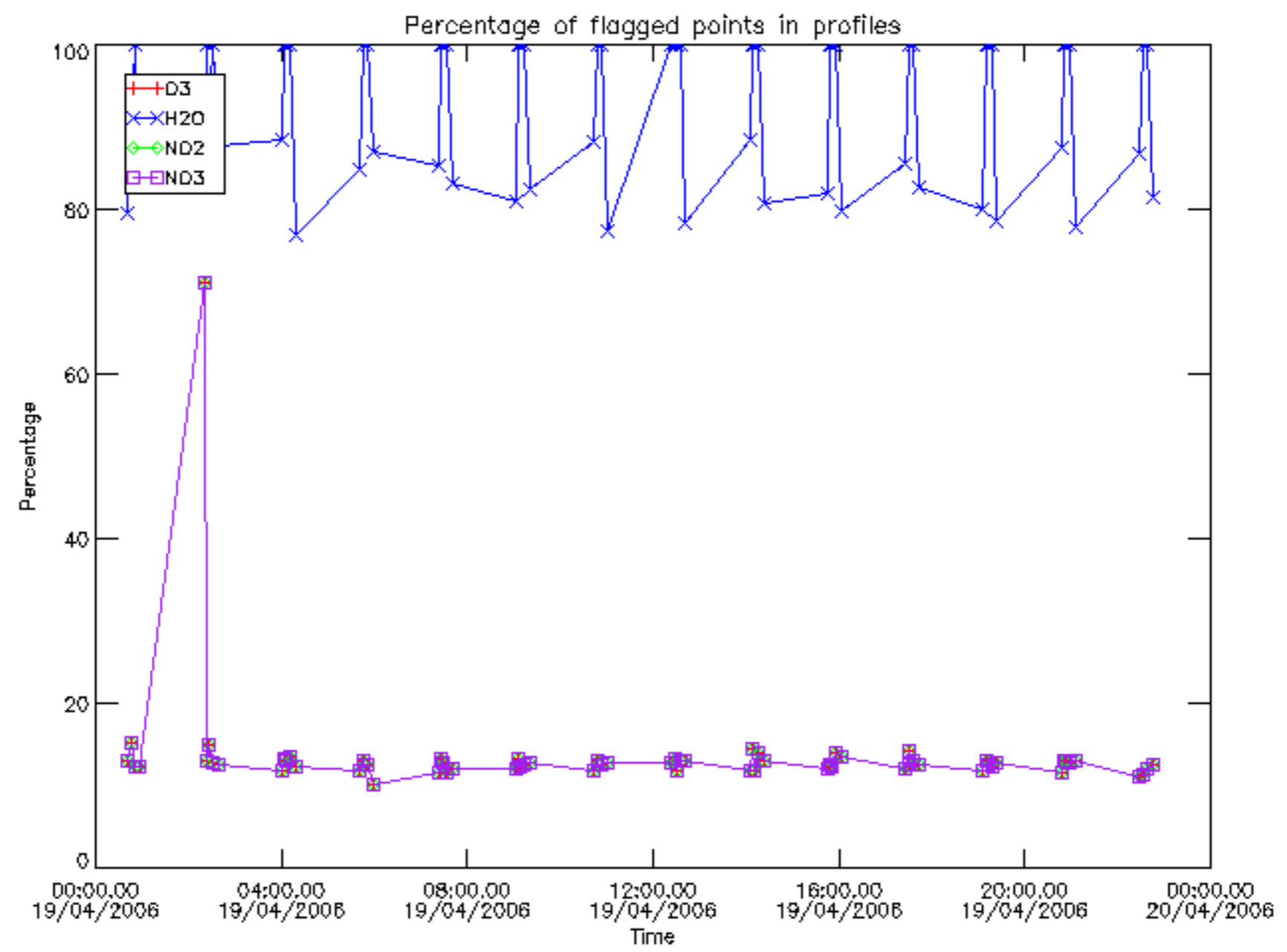
The colorbar represents the latitude.



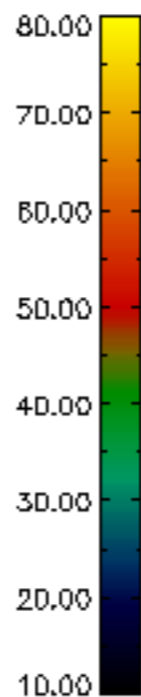
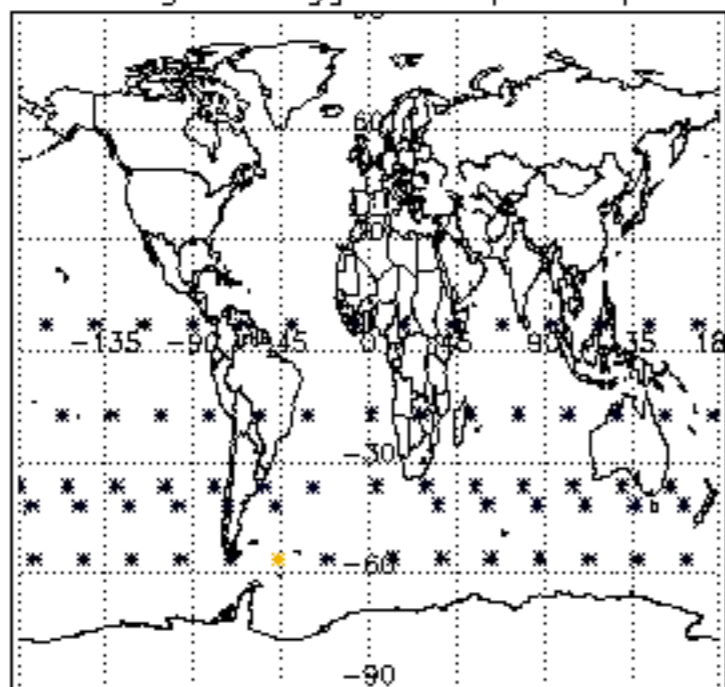
6. Auxiliary Data Files used for the production reported in section 2

The number reported in the third column indicates since which file (see list in section 2) the corresponding auxiliary file has been used. The fourth column is the date of those product files.

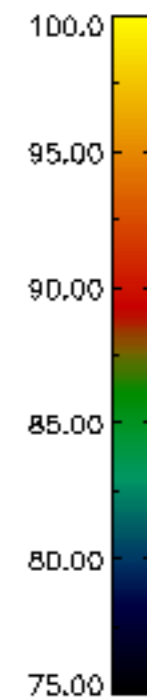
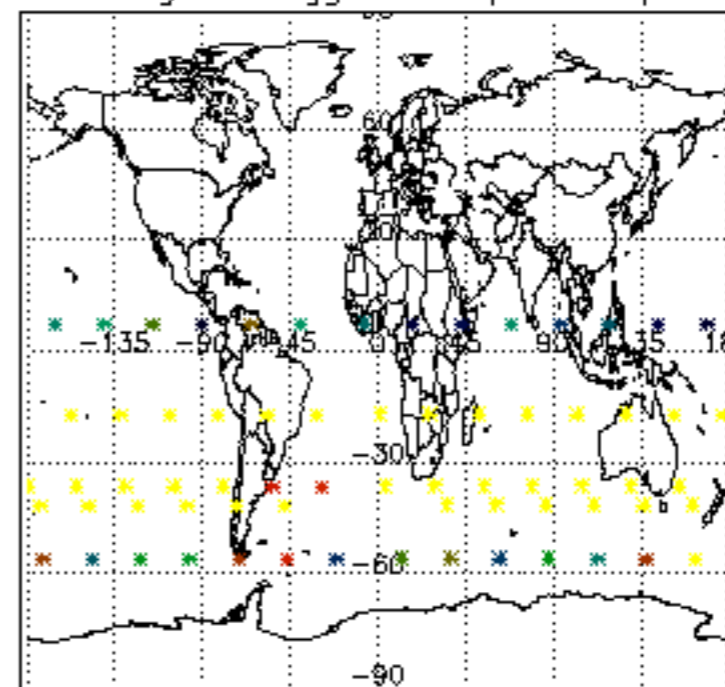
Type	Auxiliary Filename	Used since product	Used since product date
INST_PHYS_CHARACTERISTICS	GOM_INS_AXVIEC20091111_143220_20030716_120000_20500101_000000	1	19-APR-2006 00:05:54
LEVEL-2_PROC_CONFIG	GOM_PR2_AXVIEC20091111_152718_20020301_000000_20500101_000000	1	19-APR-2006 00:05:54
CROSS_SECTIONS_FILE	GOM_CRS_AXVIEC20091111_154832_20020301_000000_20500101_000000	1	19-APR-2006 00:05:54



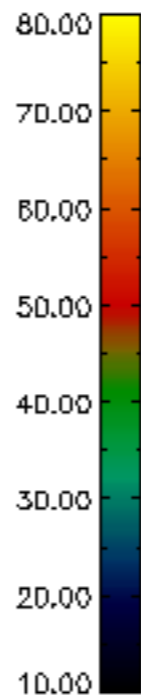
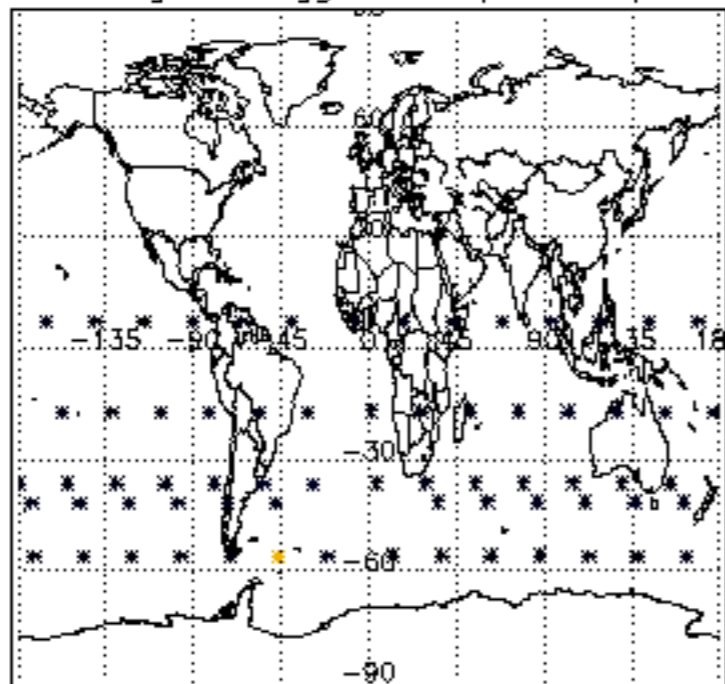
Percentage of flagged data per D3 profile



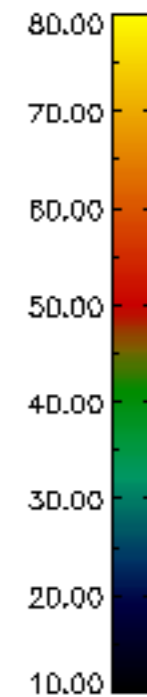
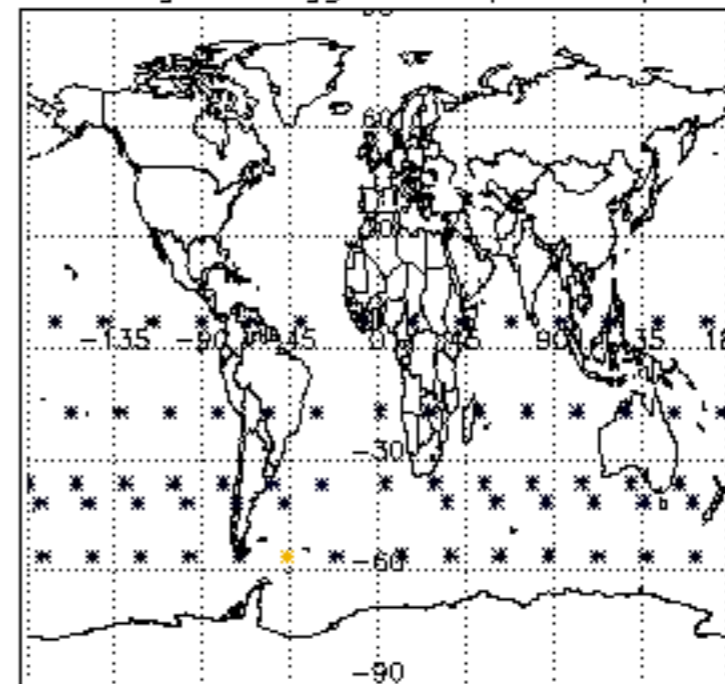
Percentage of flagged data per H2O profile

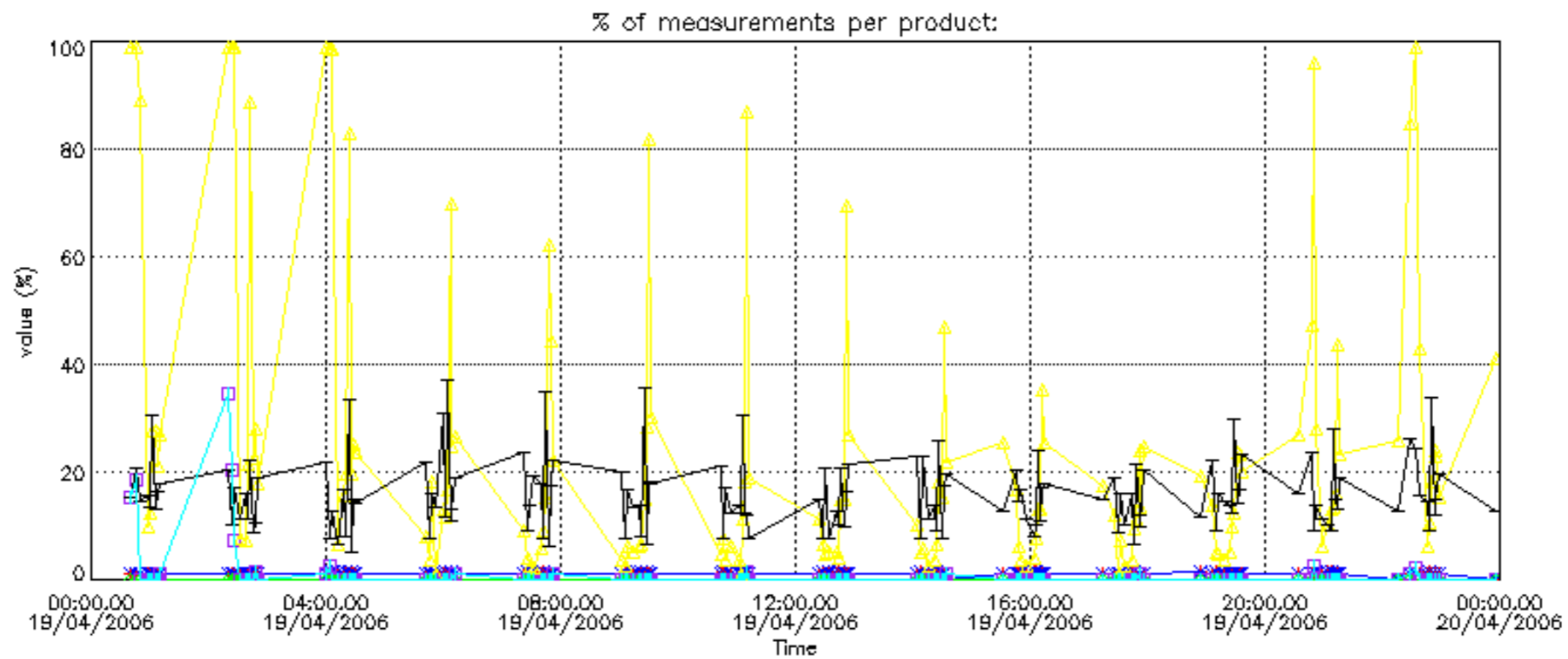


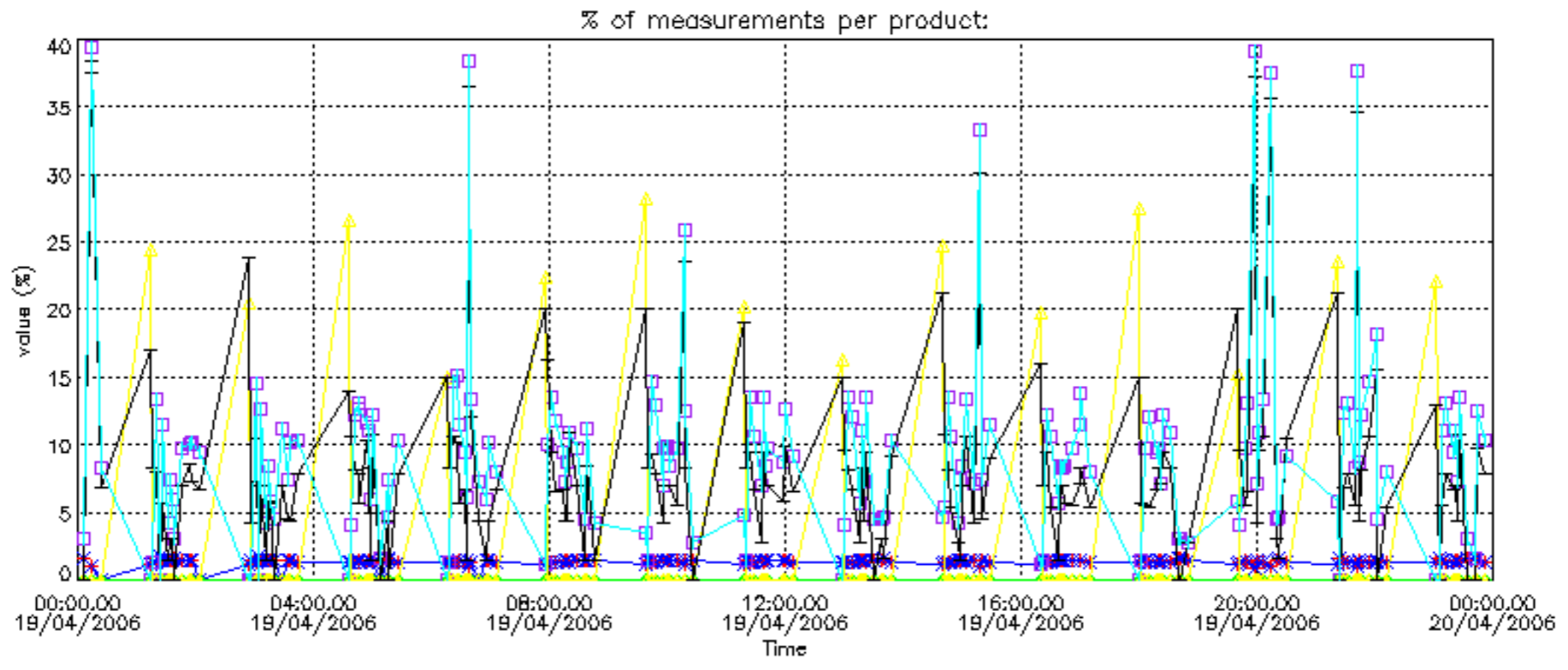
Percentage of flagged data per NO2 profile



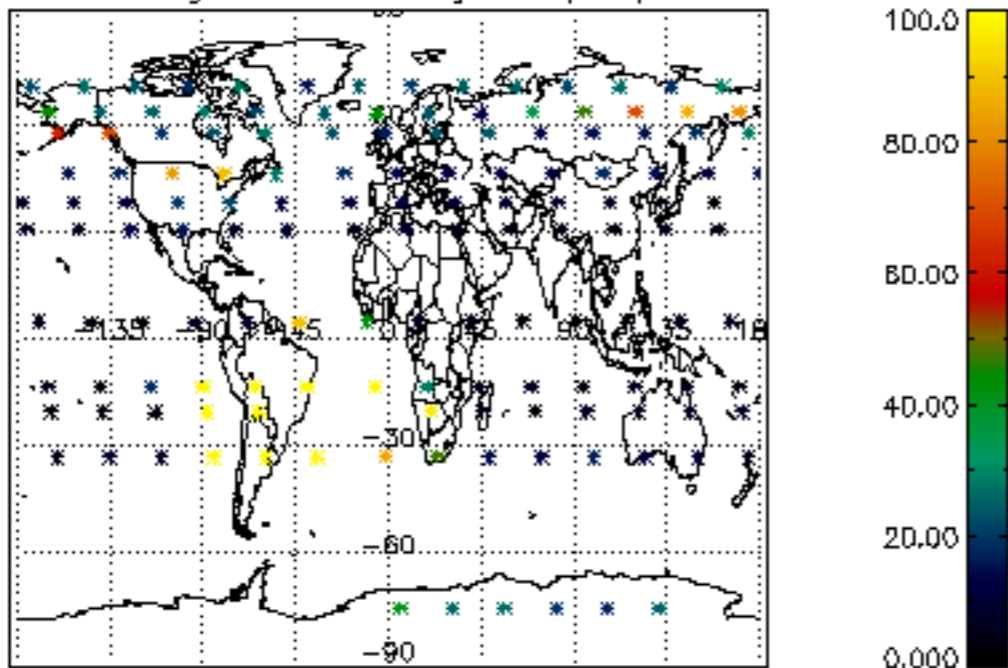
Percentage of flagged data per NO3 profile



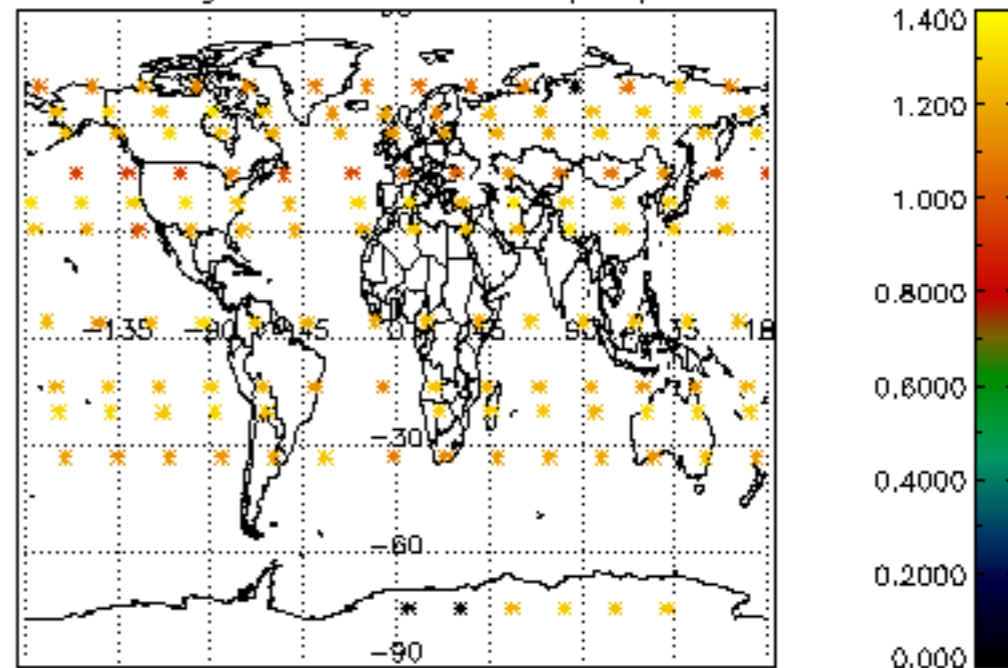




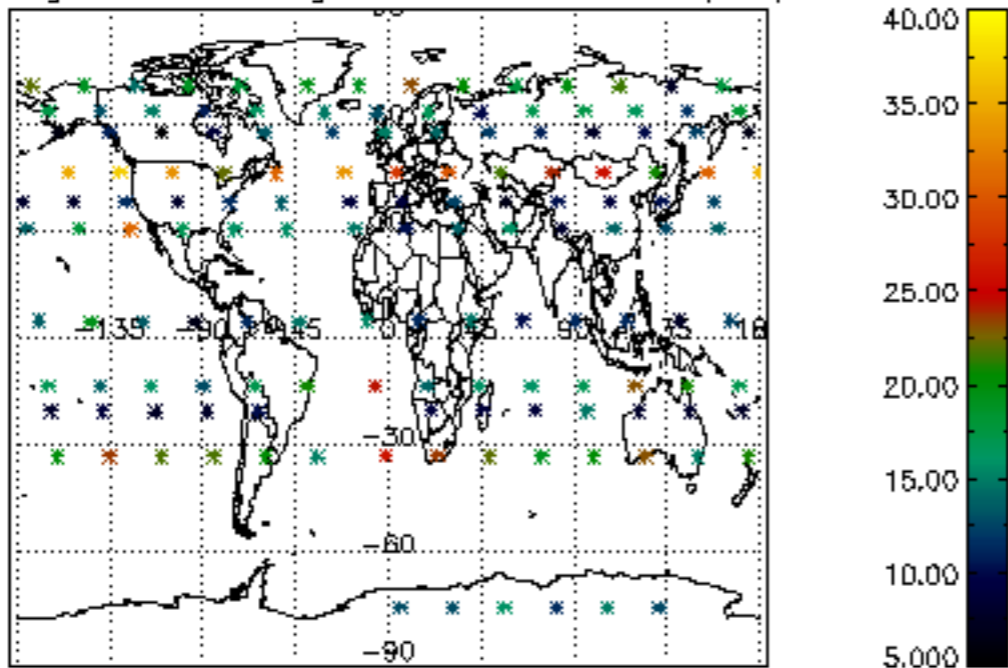
Percentage of cosmic ray hits per profile



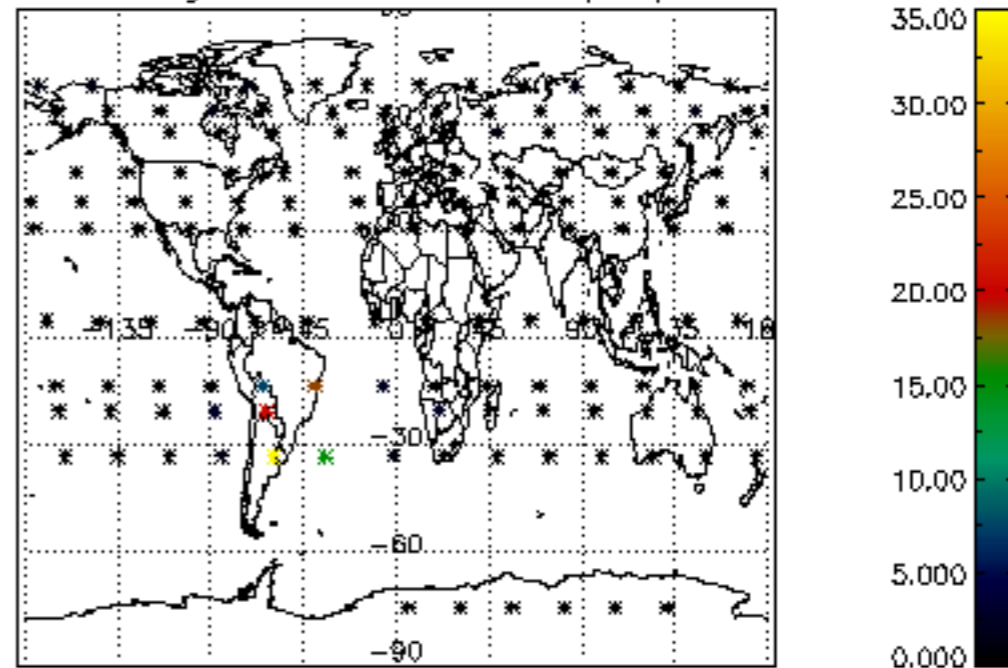
Percentage of datation errors per profile



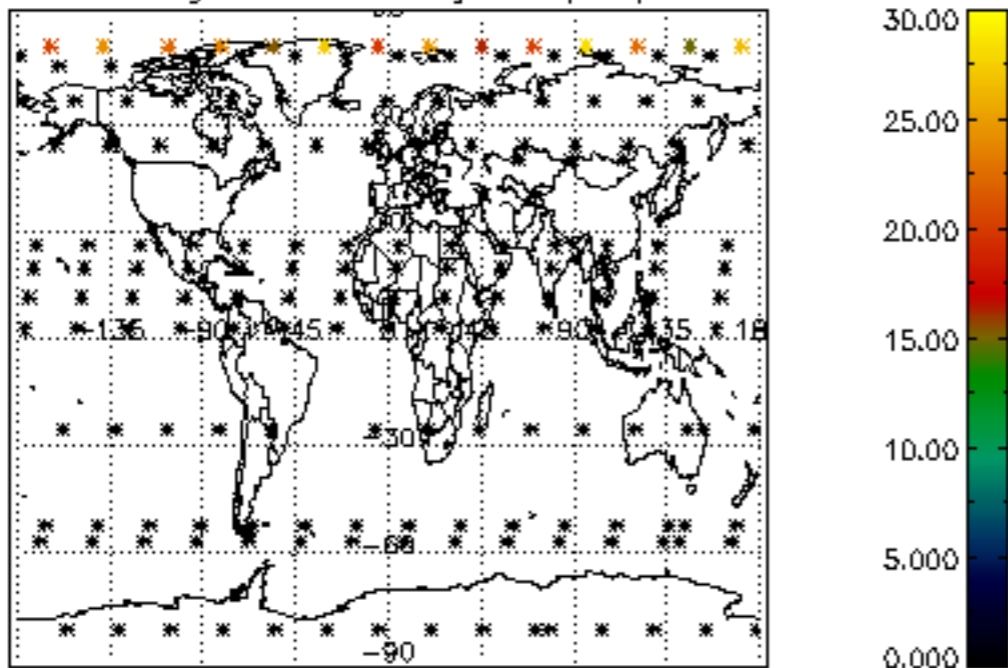
Percentage of star falling outside central band per profile



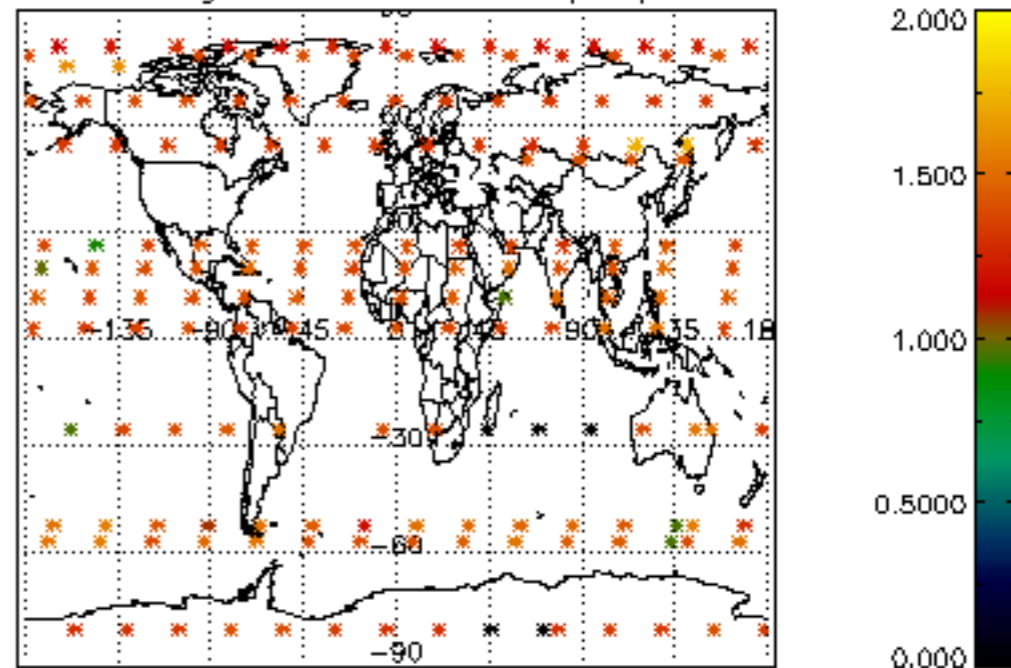
Percentage of saturation errors per profile



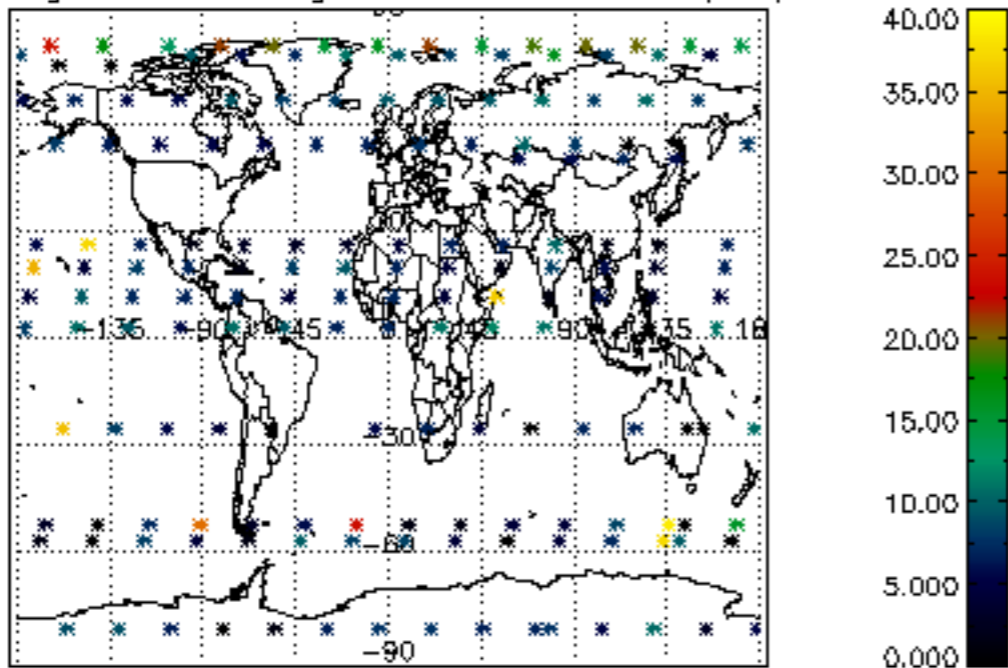
Percentage of cosmic ray hits per profile



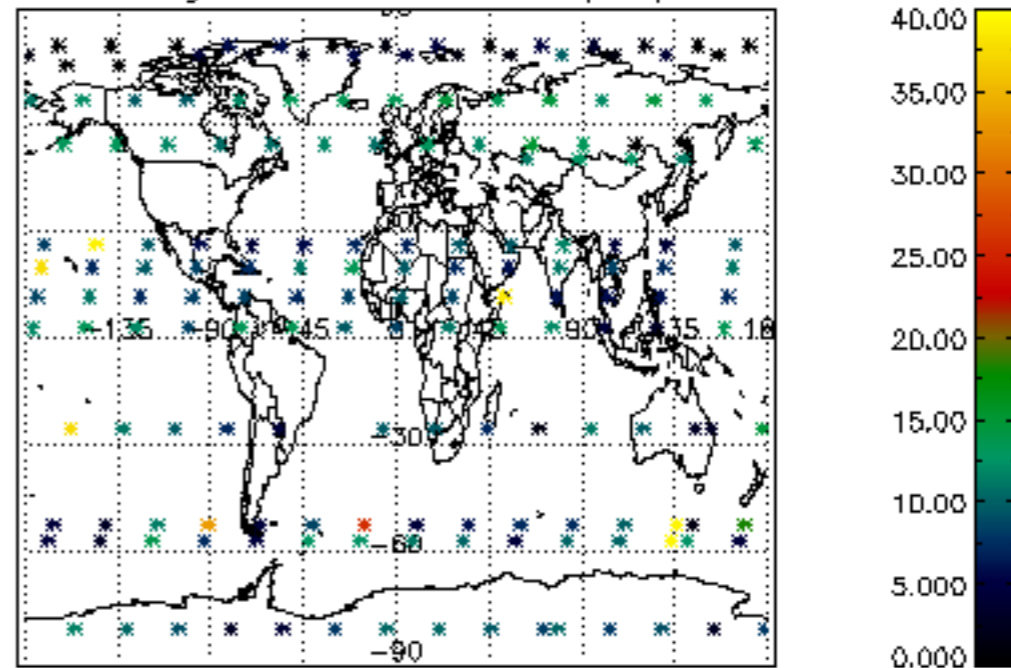
Percentage of datation errors per profile

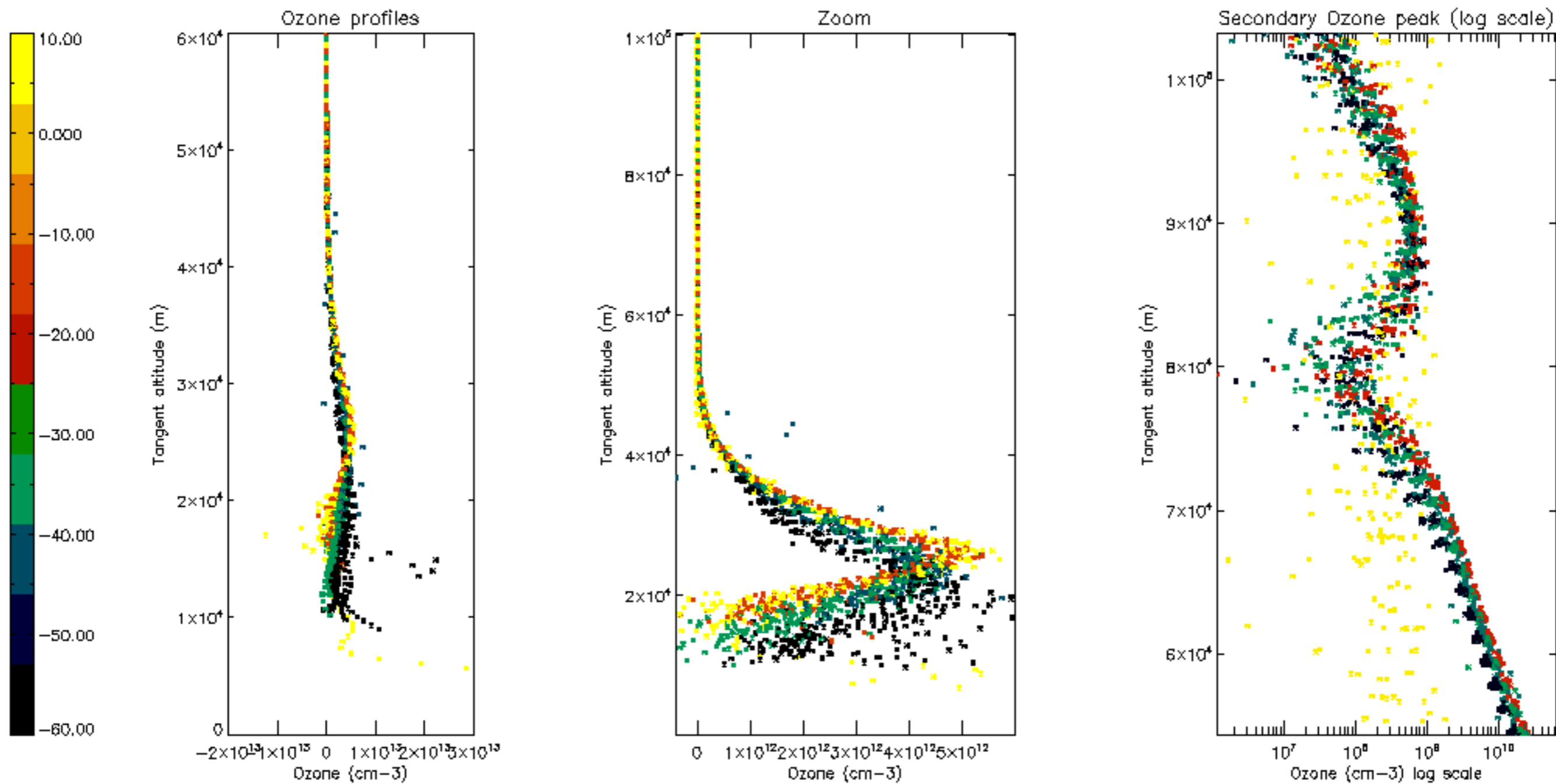


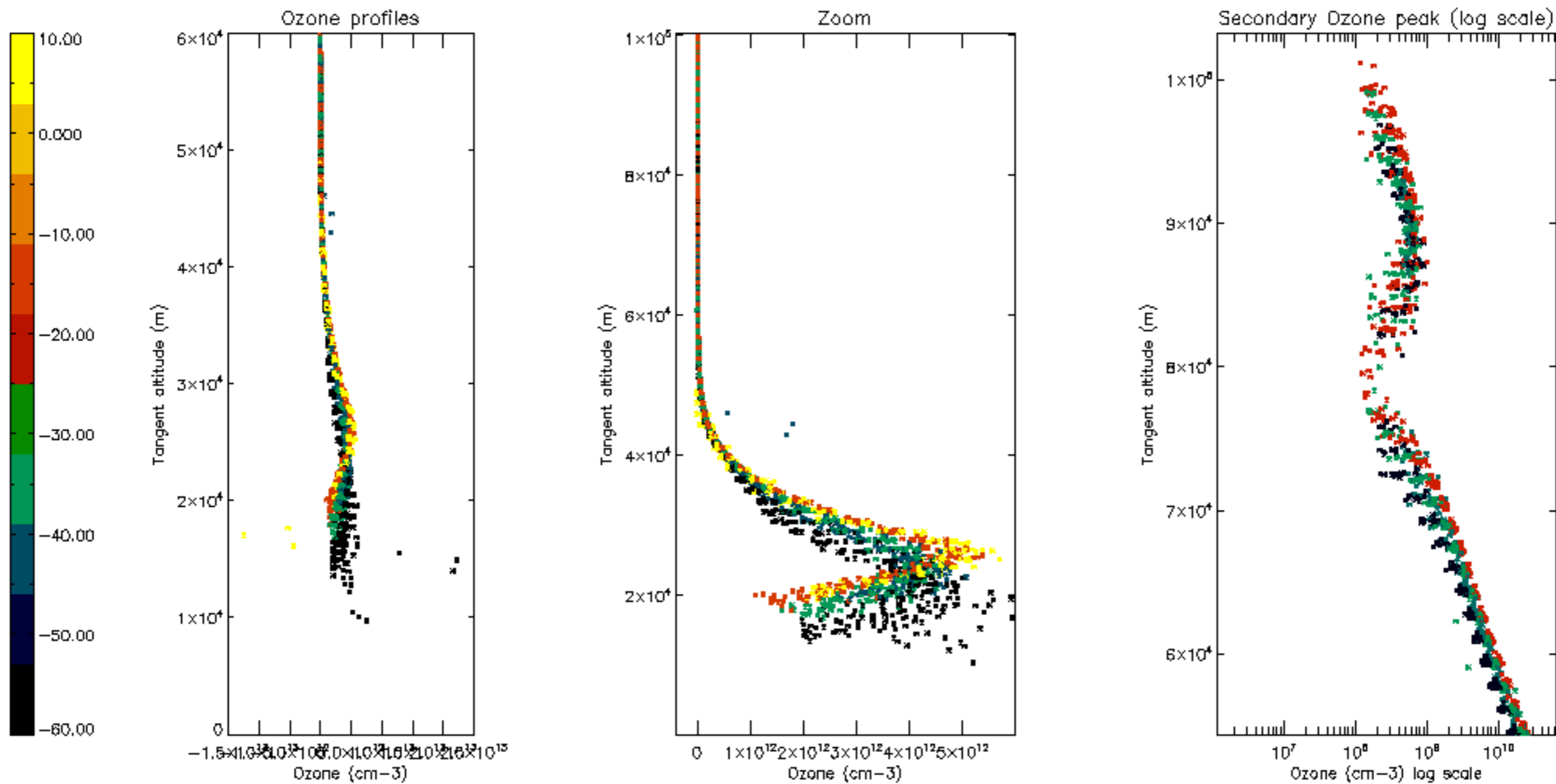
Percentage of star falling outside central band per profile

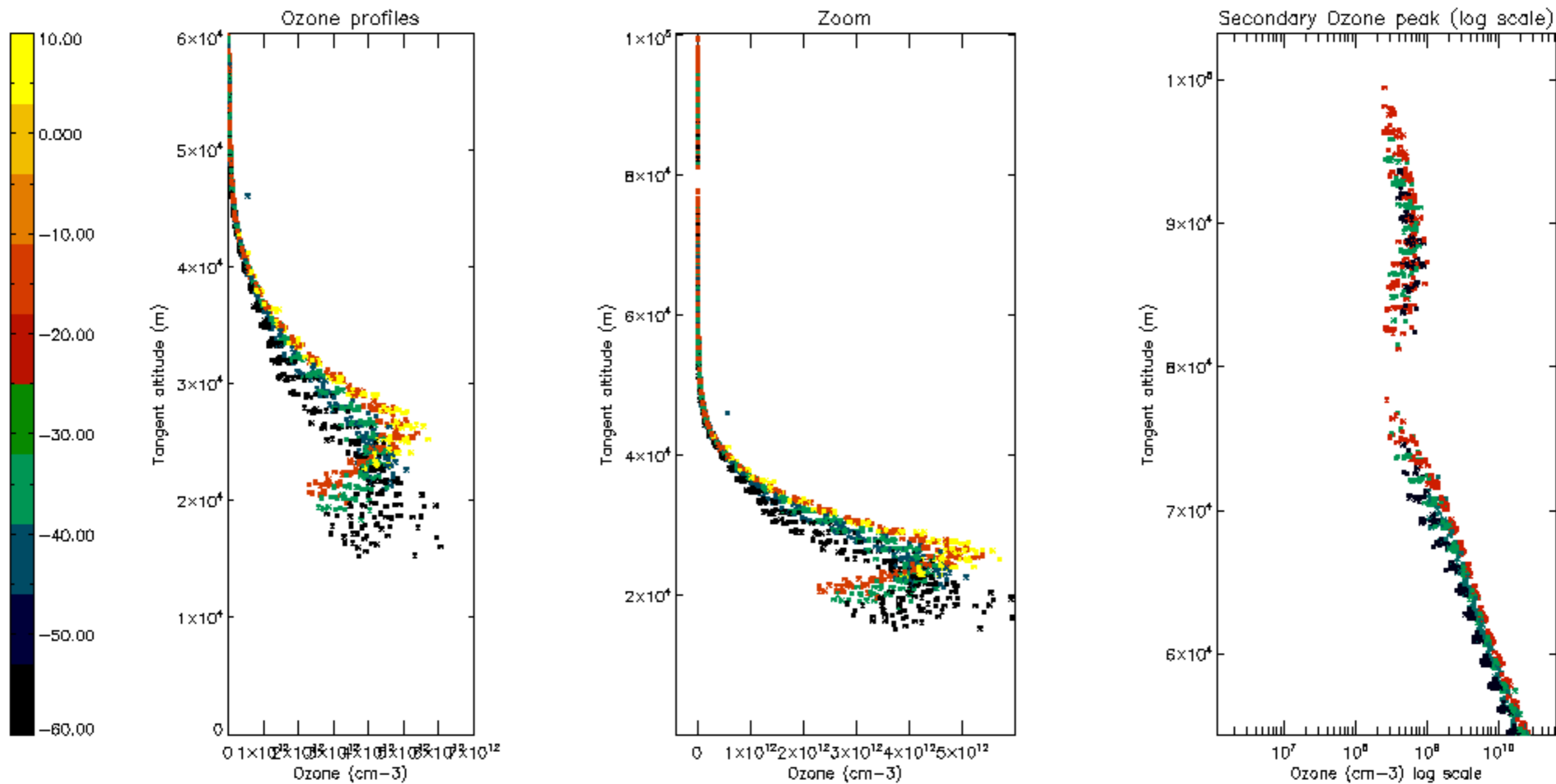


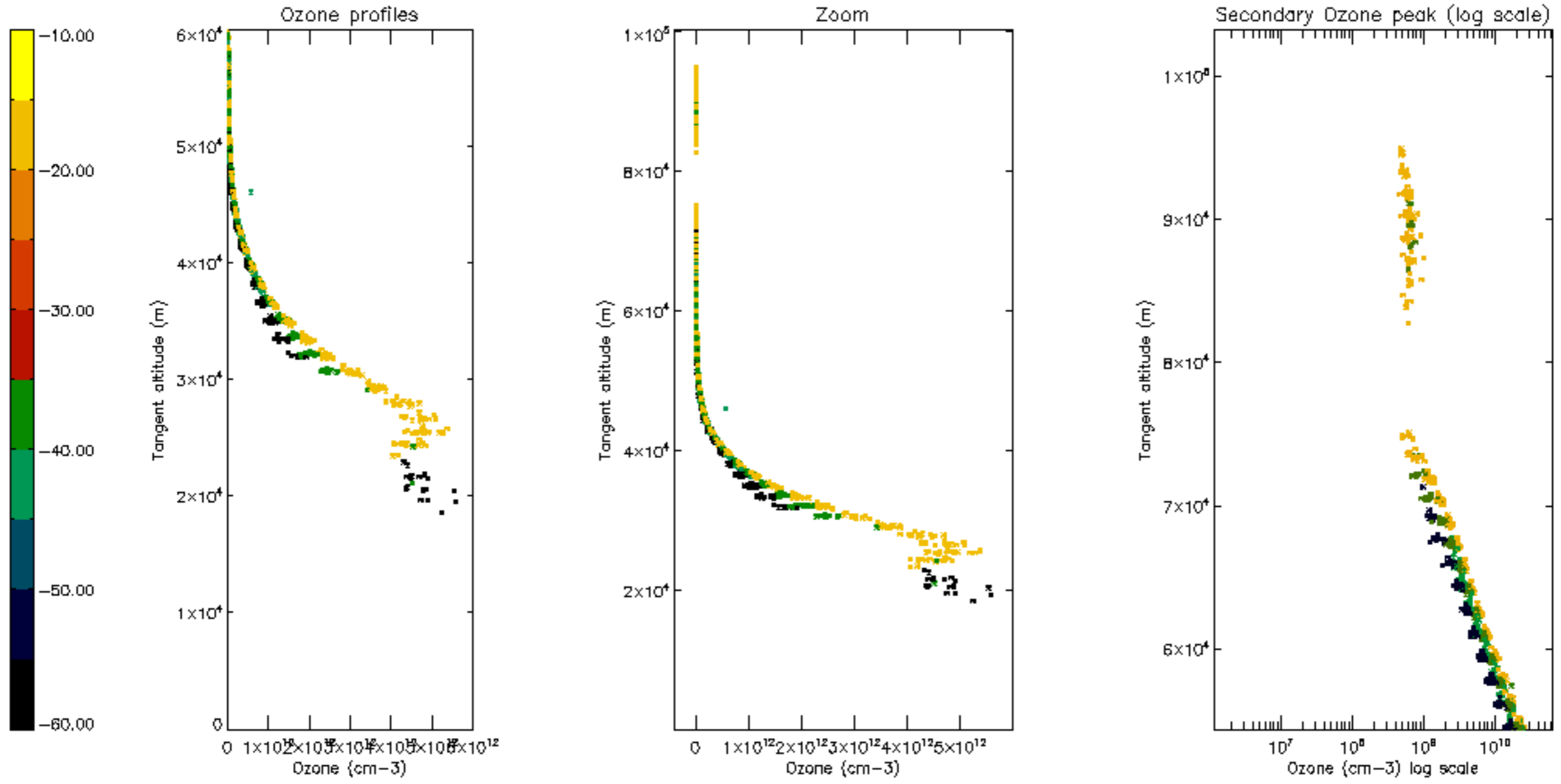
Percentage of saturation errors per profile

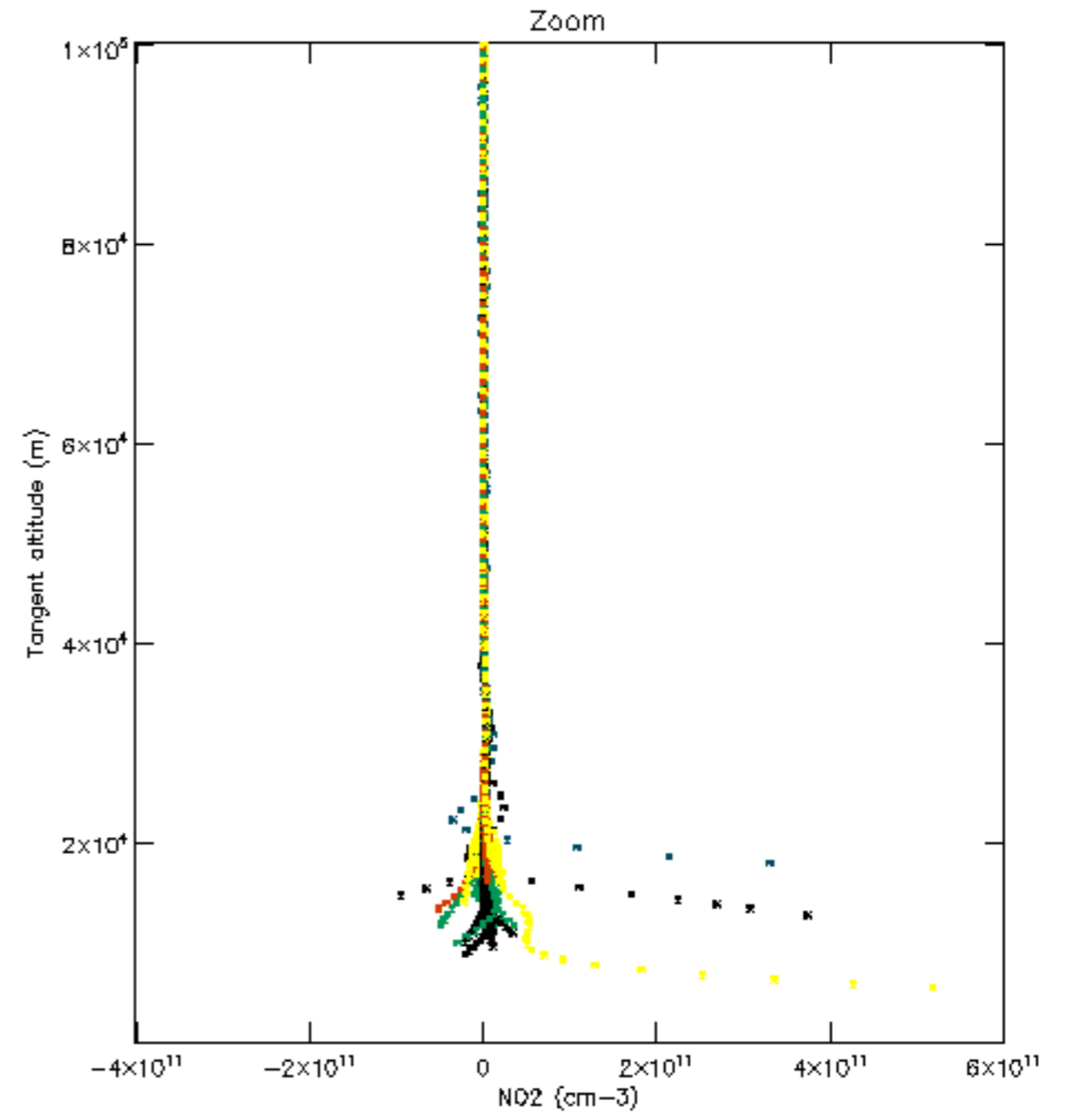
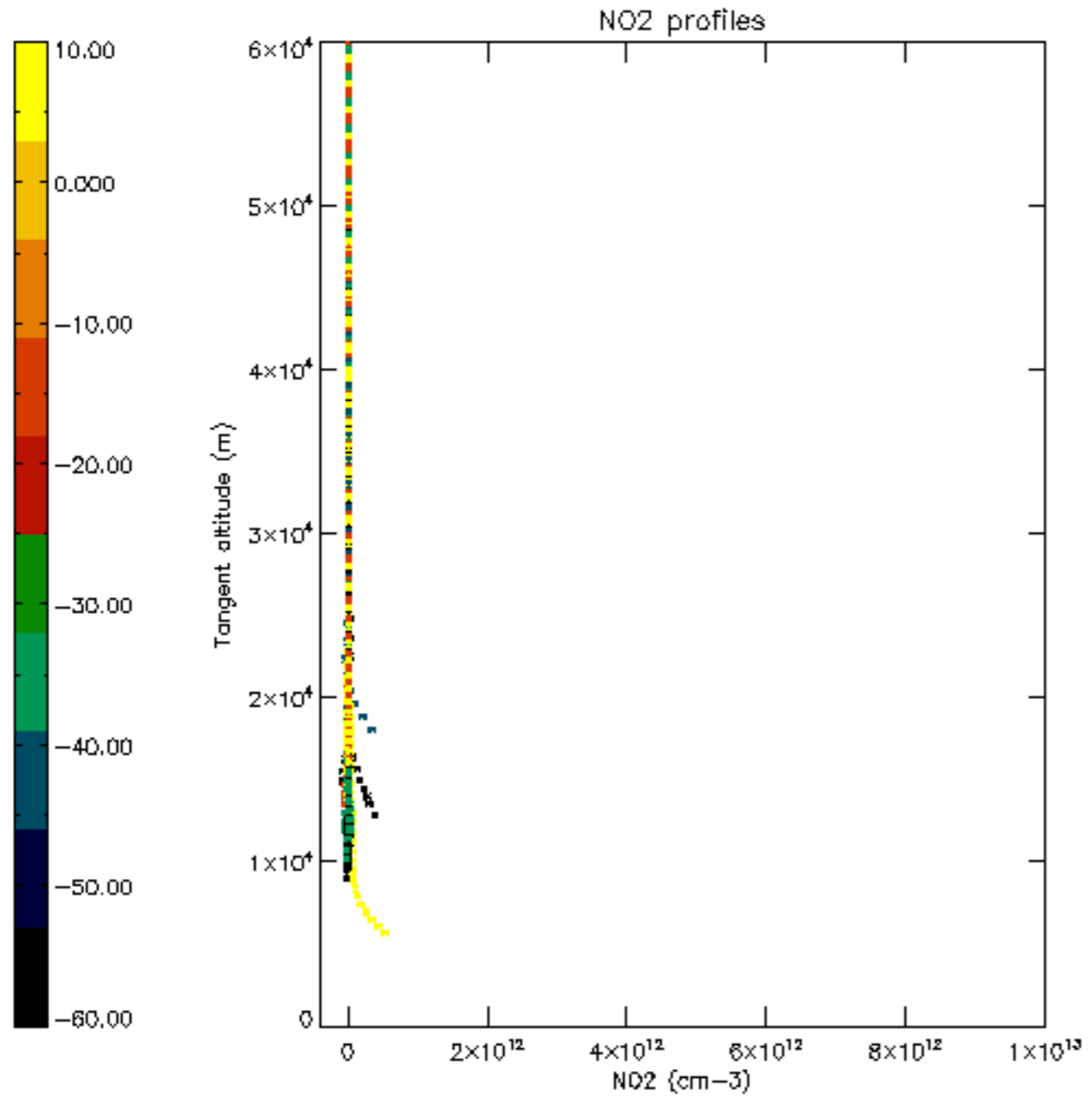


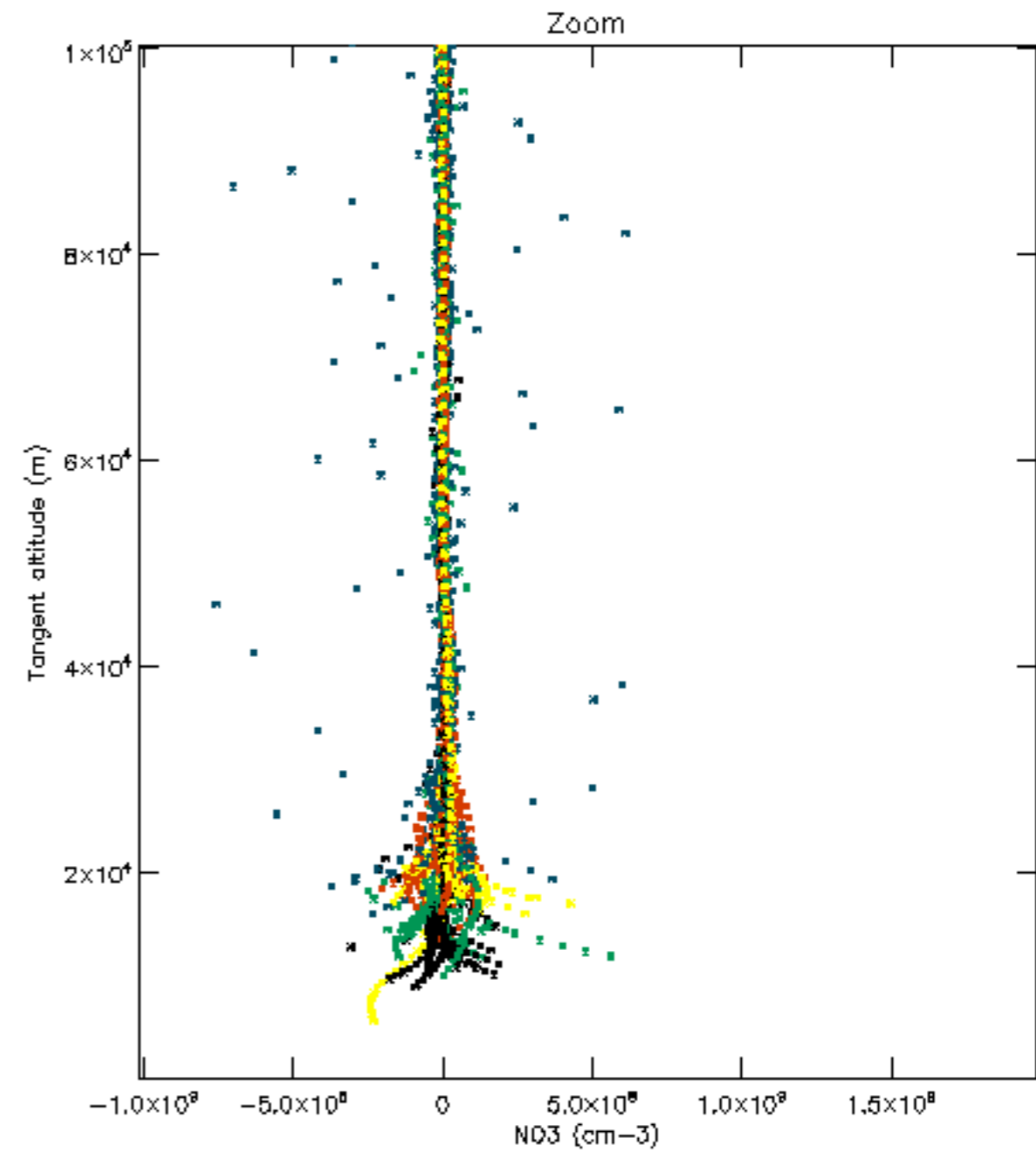
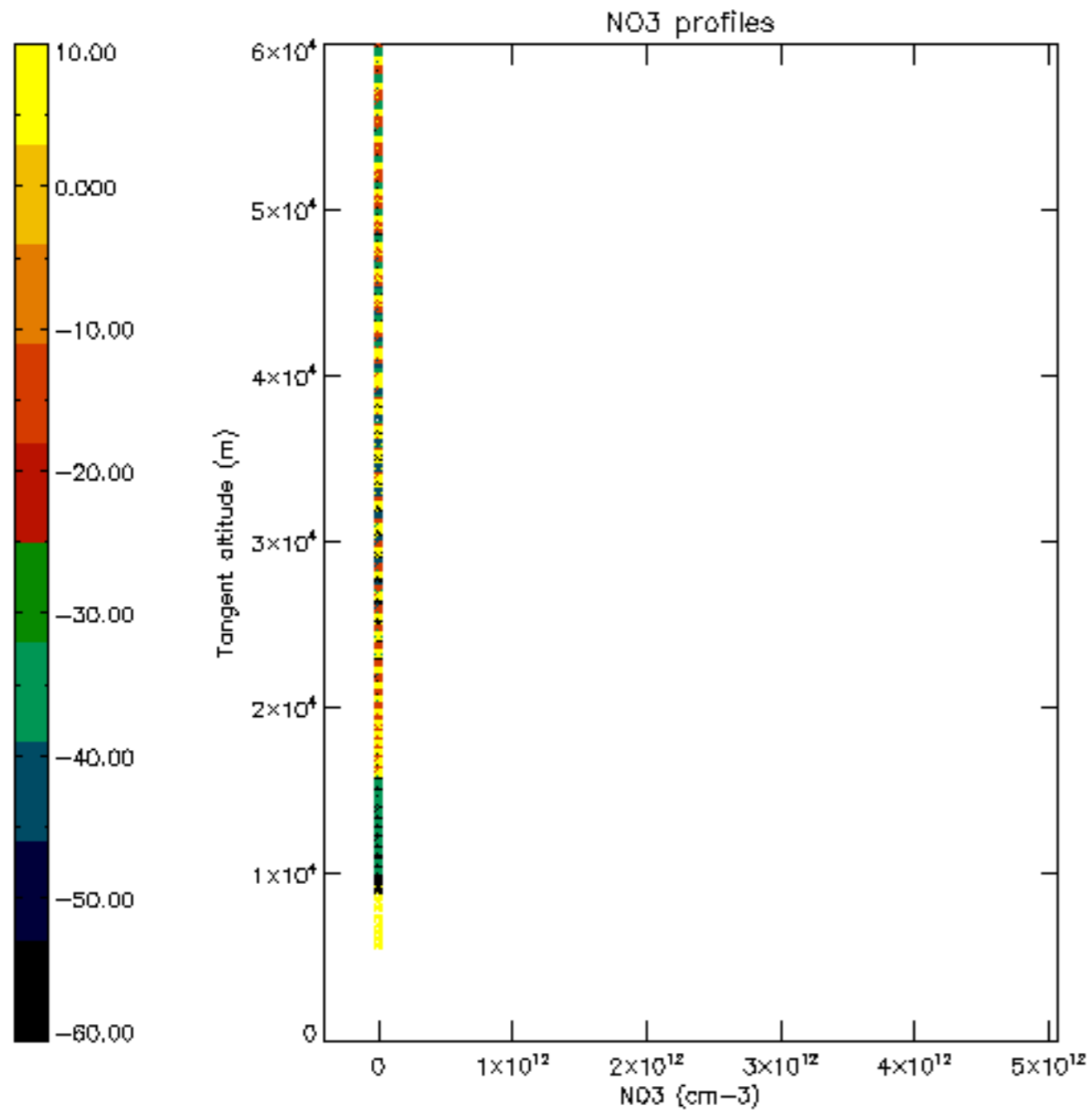


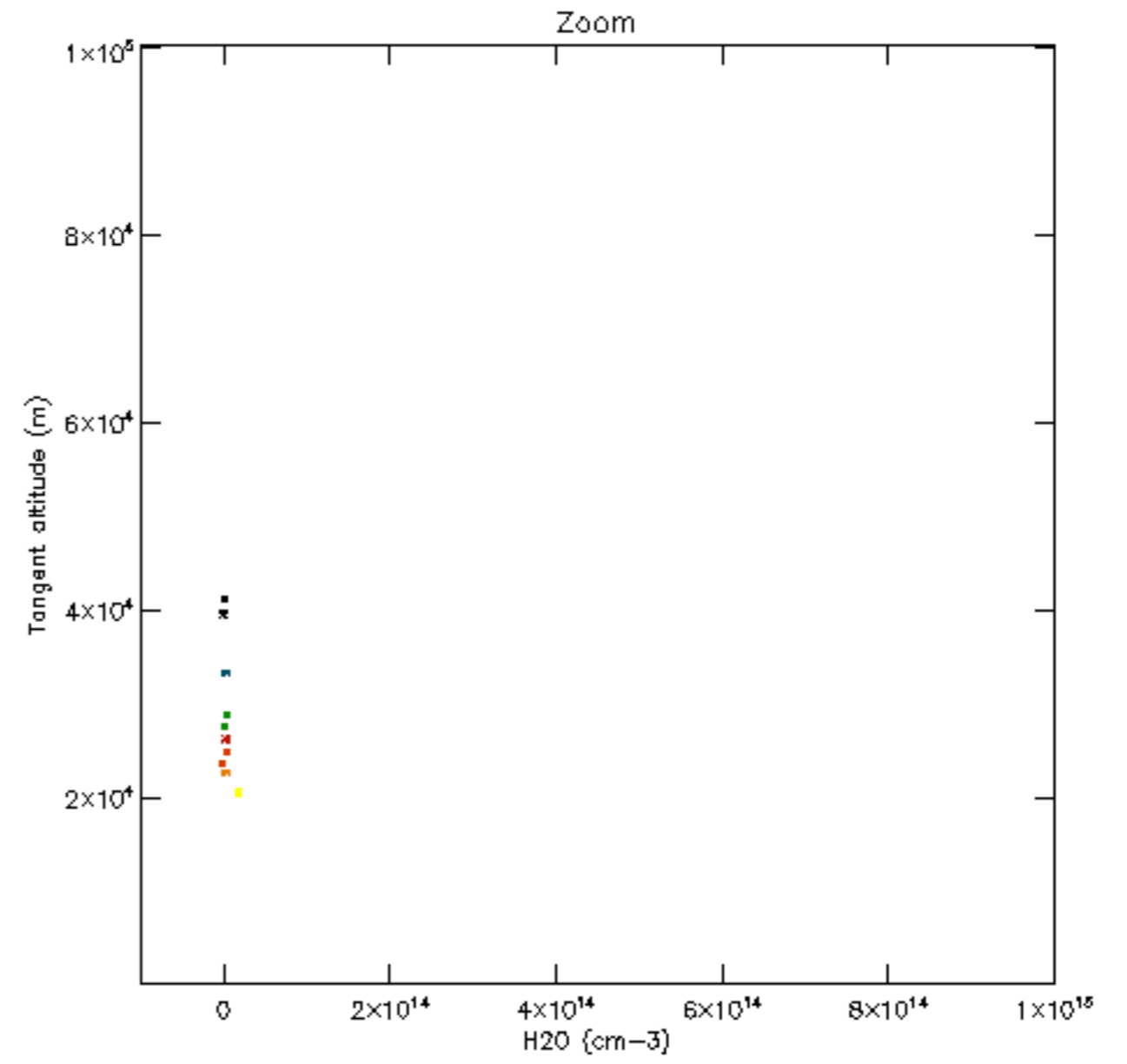
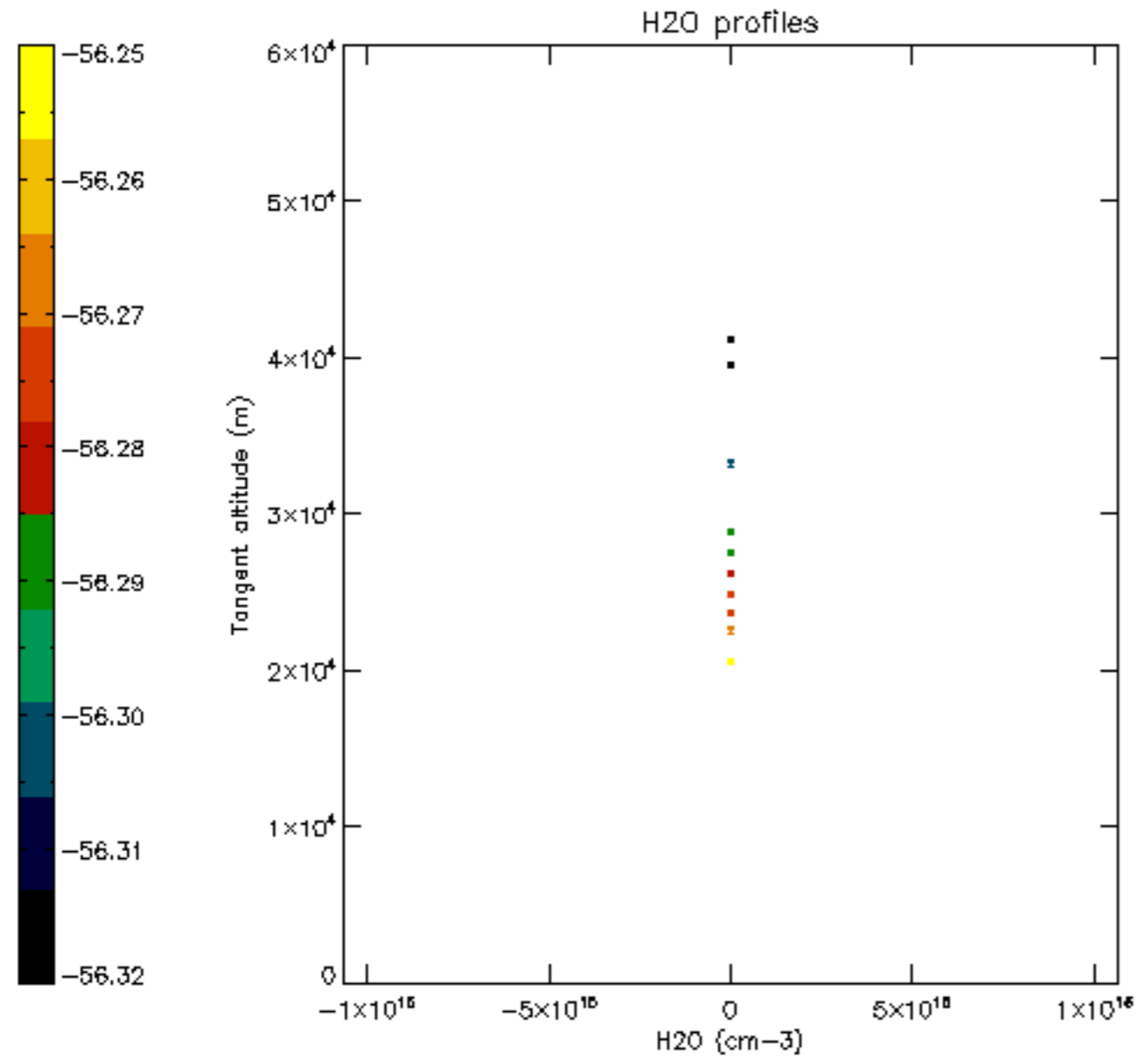


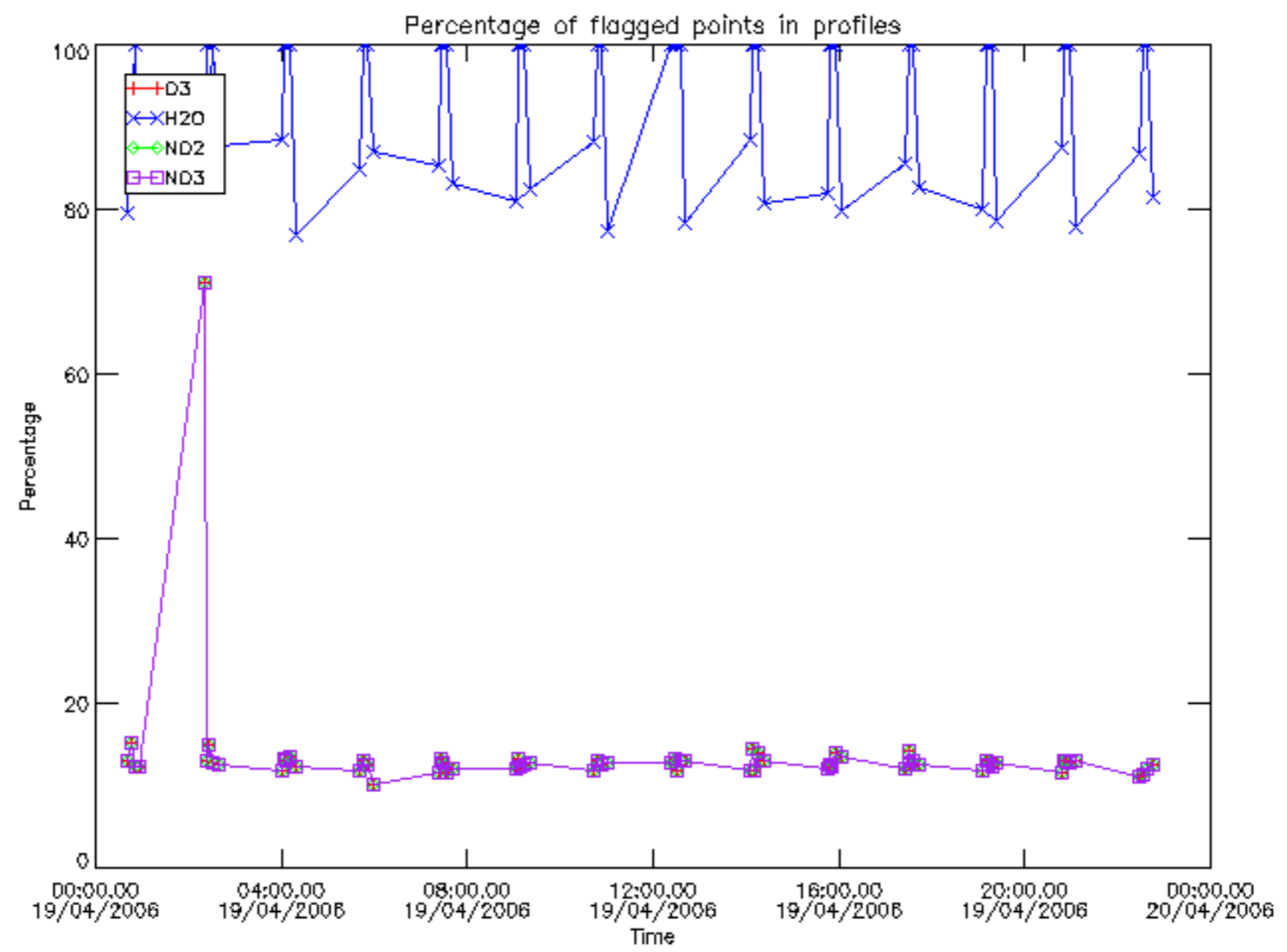




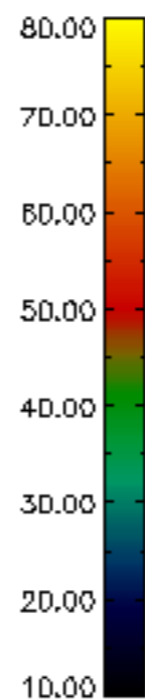
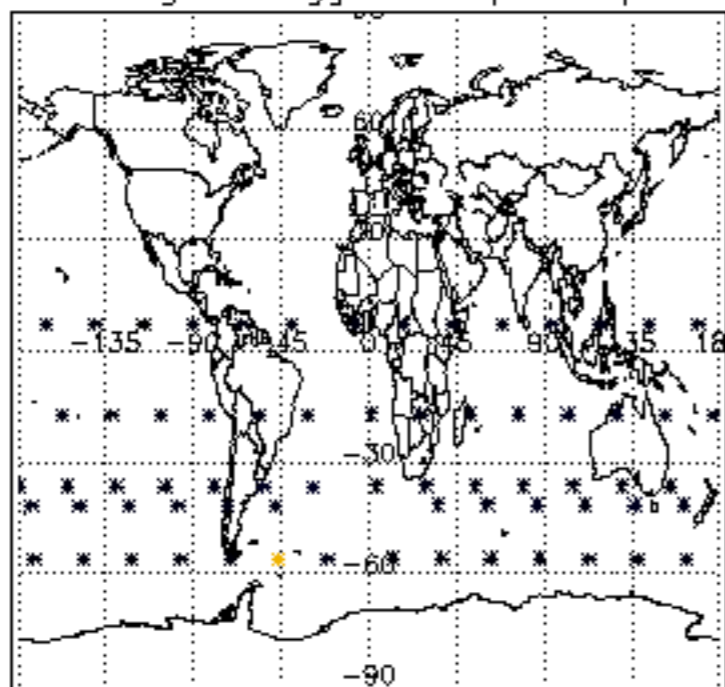




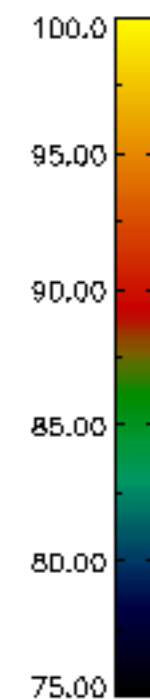
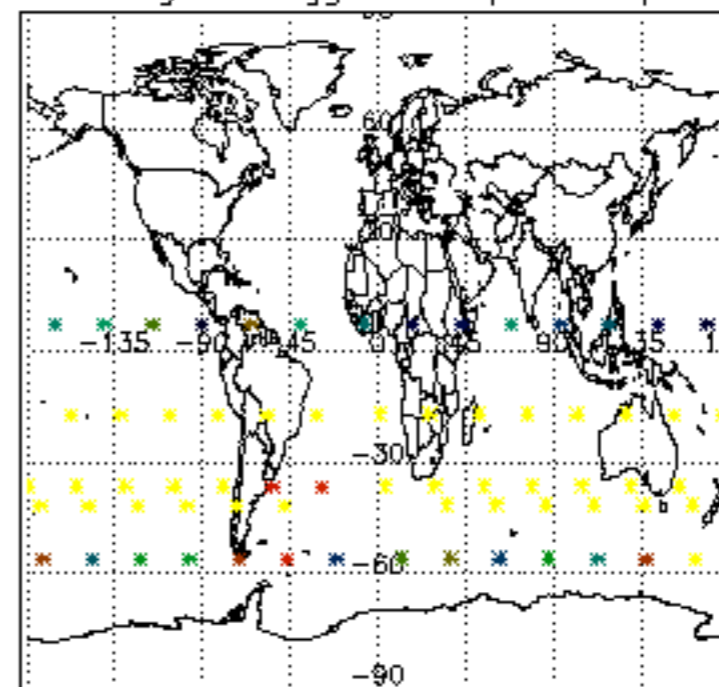




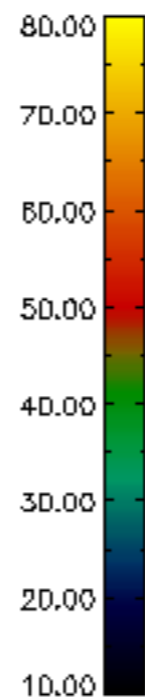
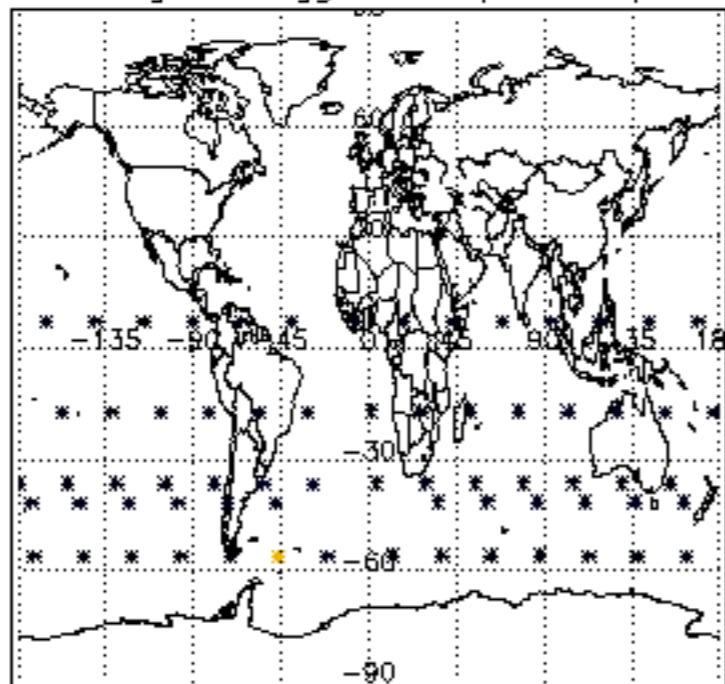
Percentage of flagged data per D3 profile



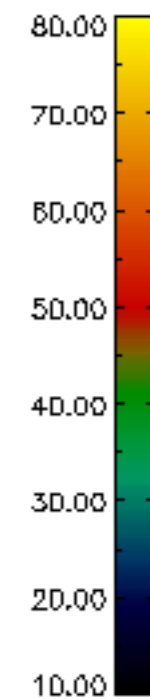
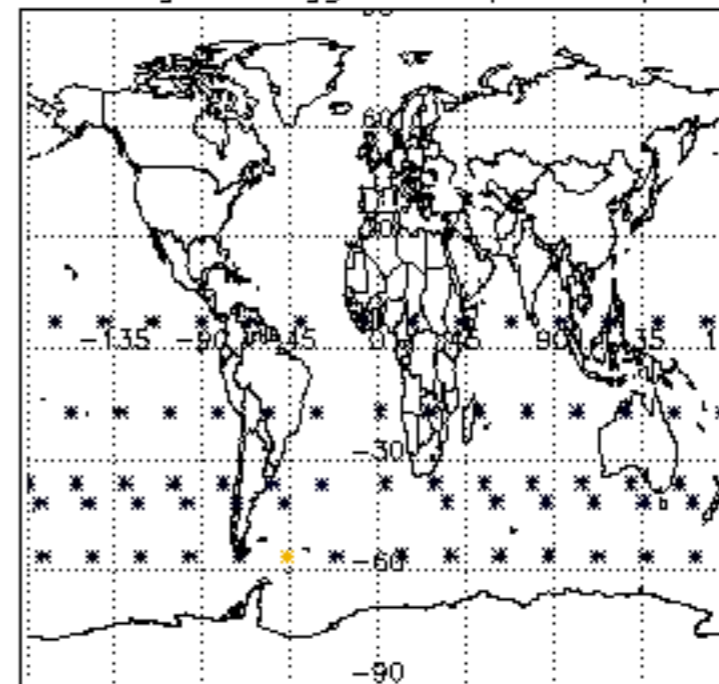
Percentage of flagged data per H2O profile

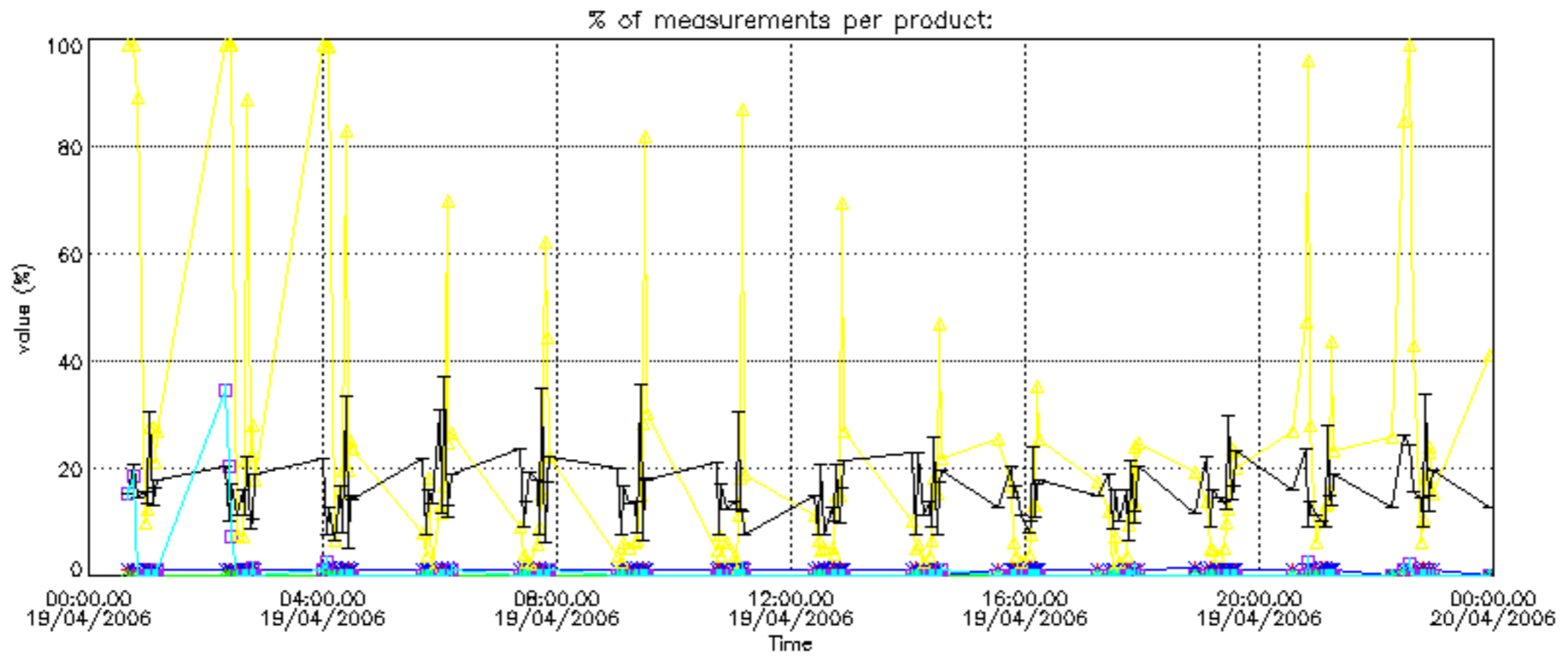


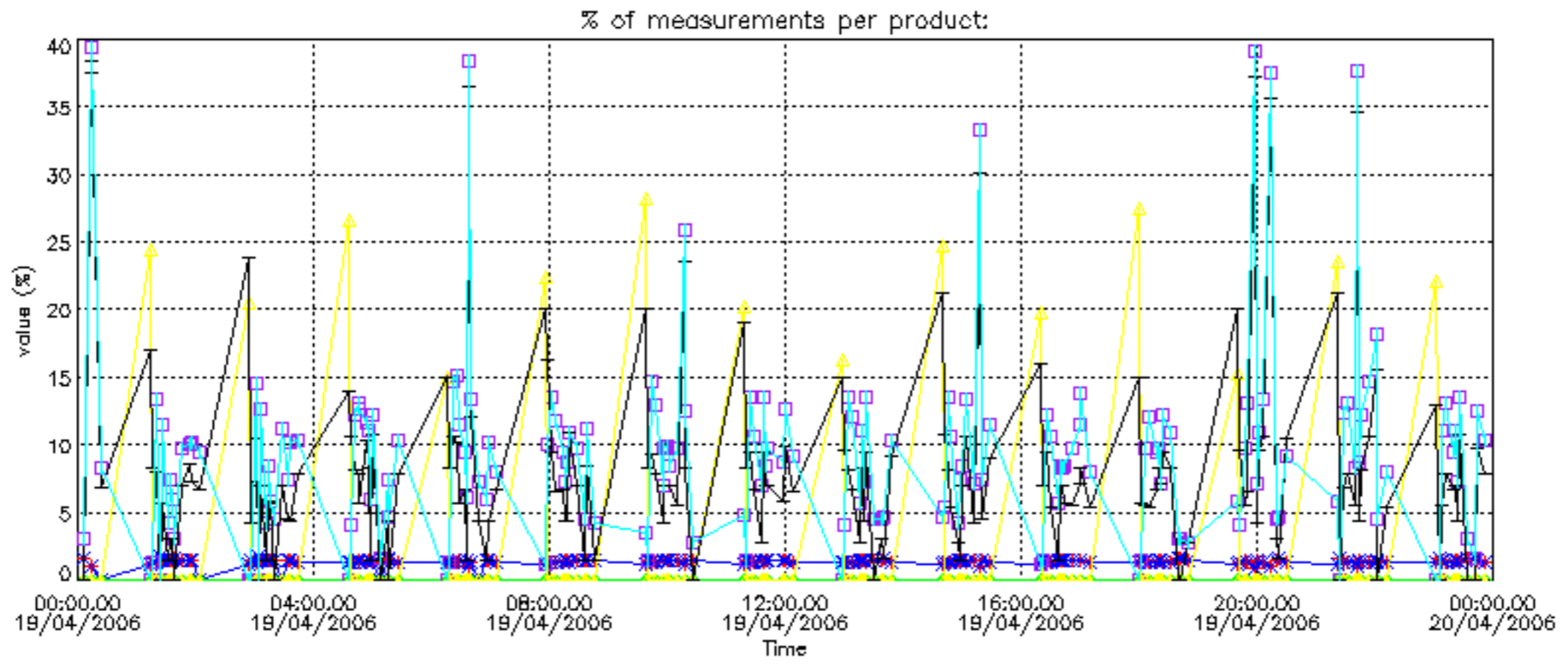
Percentage of flagged data per NO2 profile



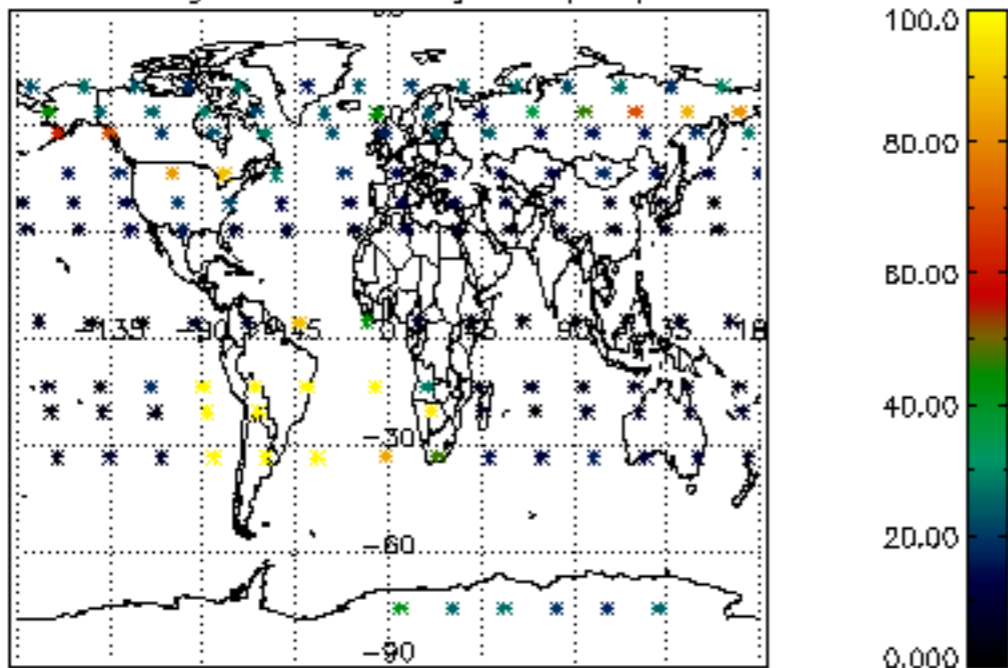
Percentage of flagged data per NO3 profile



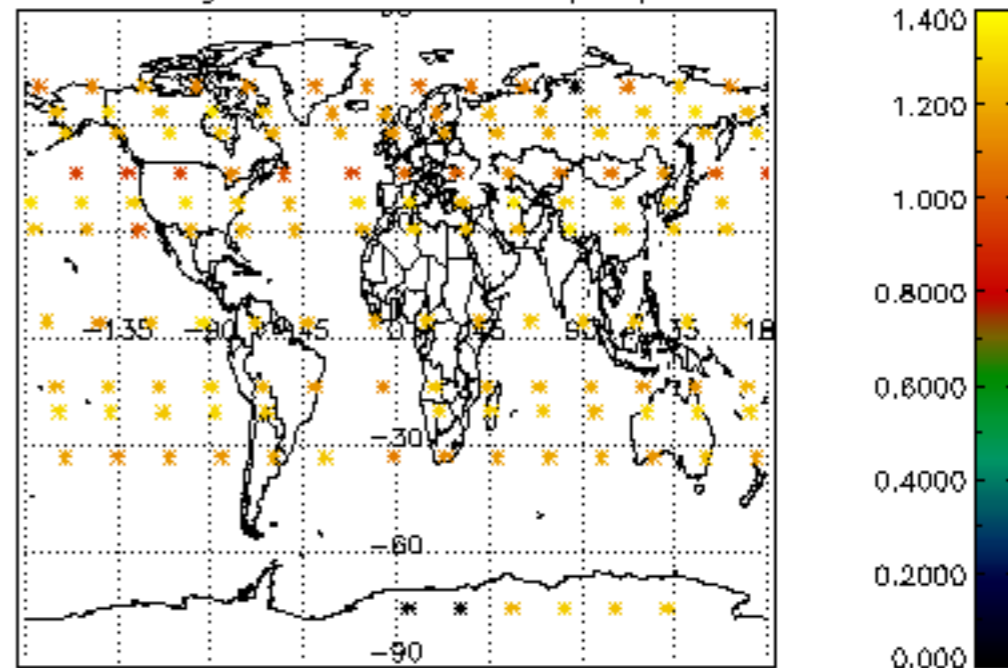




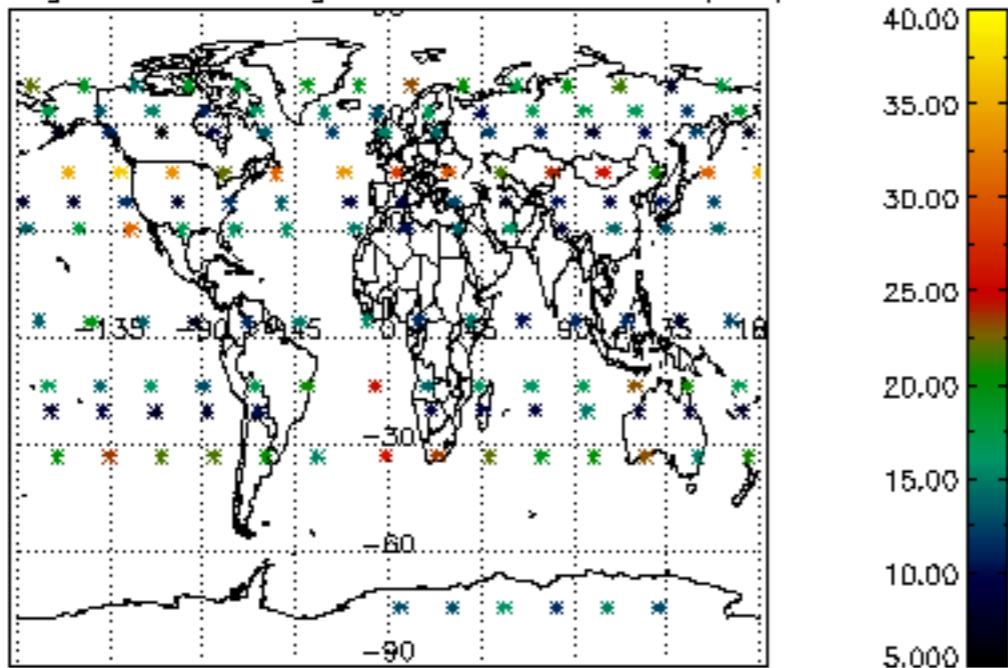
Percentage of cosmic ray hits per profile



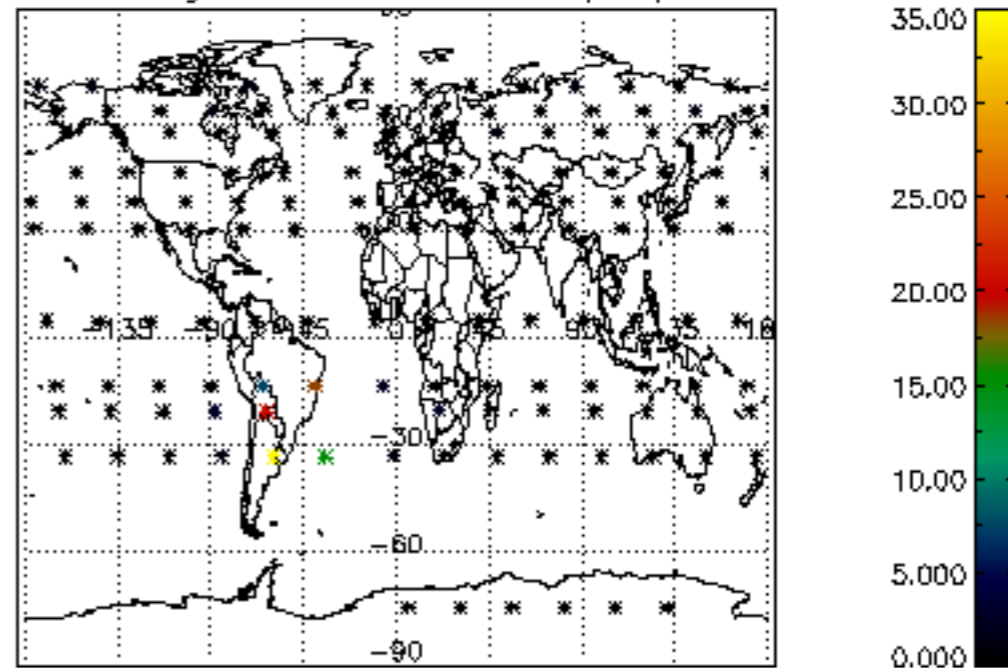
Percentage of datation errors per profile



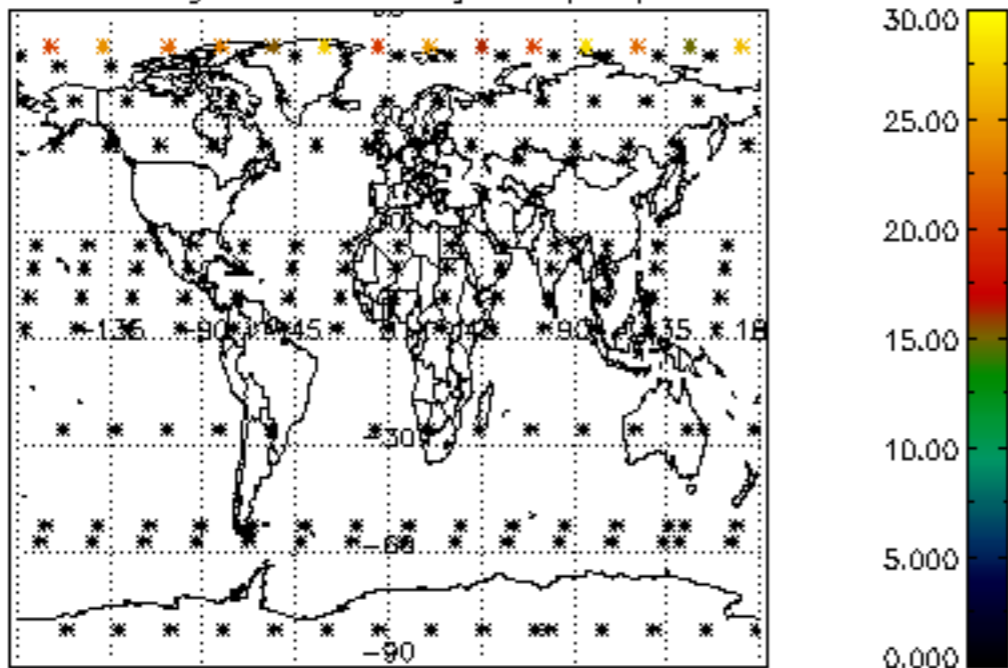
Percentage of star falling outside central band per profile



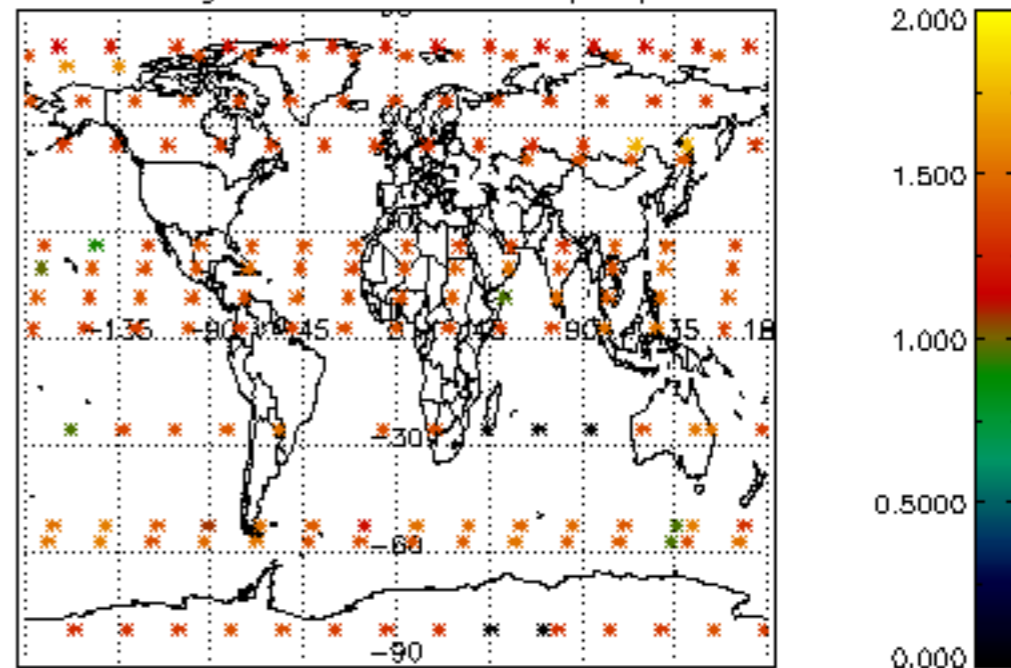
Percentage of saturation errors per profile



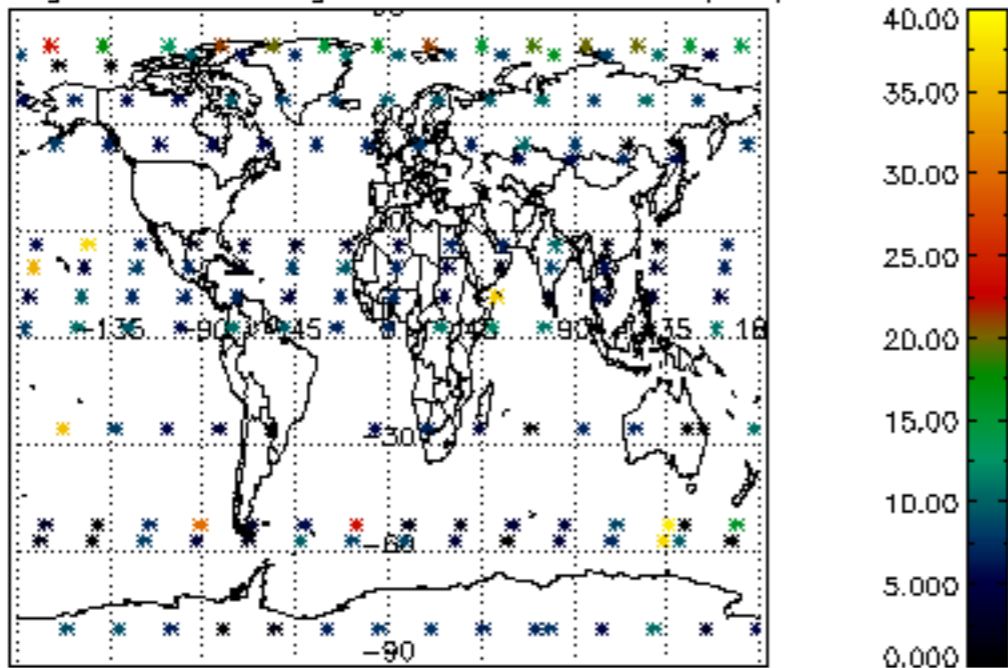
Percentage of cosmic ray hits per profile



Percentage of datation errors per profile



Percentage of star falling outside central band per profile



Percentage of saturation errors per profile

