

GOMOS Level 2 Daily Report

SUMMARY

[1. General Info](#)

[2. Summary of processed GOM_NL_2P products](#)

[3. Level 2 Quality information per product](#)

[3.1 Plot of level 2 quality information per product \(time dependant\)](#)

[3.2 Plot of level 2 quality information per product \(world map\)](#)

[4. Level 1 Quality information per product \(stored on level 2 products\)](#)

[4.1 Plot of level 1 quality information per product \(time dependant\)](#)

[4.1.1 Plot of level 1 quality information per product \(time dependant\): ASCENDING](#)

[4.1.2 Plot of level 1 quality information per product \(time dependant\): DESCENDING](#)

[4.2 Plot of level 1 quality information per product \(world map\)](#)

[4.2.1 Plot of level 1 quality information per product \(world map\): ASCENDING](#)

[4.2.2 Plot of level 1 quality information per product \(world map\): DESCENDING](#)

[5. Ozone profiles based on quality statistics and other trace gas profiles](#)

[5.1 Ozone statistics based on quality of products](#)

[5.2 Plot ozone profiles for all STD \(dark without errors\)](#)

[5.3 Plot ozone profiles where STD < 20% \(dark without errors\)](#)

[5.4. Plot ozone profiles where STD < 10% \(dark without errors\)](#)

[5.5. Plot ozone profiles where STD < 5% \(dark without errors\)](#)

[5.6 Plot NO2 profiles for all STD \(dark without errors\)](#)

[5.7 Plot NO3 profiles for all STD \(dark without errors\)](#)

[5.8 Plot H2O profiles \(only for occultations of stars 1,2,3,4,13,14,16,26,63 dark without errors\) for all STD](#)

[6. Auxiliary Data Files used for the production reported in section 2](#)

This report presents the daily analysis on parameters extracted from GOMOS level 2 data (GOM_NL__2P). It is intended to monitor some important parameters that will impact the quality of these products. A list of level 2 products (and content) that have arrived during the reporting day to the PCF is also given.

Item	Value
Time of report generation	23APR2013 18:34:14
Data source version	GOMOS/6.01
Start time of products	18-04-2006 (18APR2006 00:00:00)
Stop time of products	19-04-2006 (19APR2006 00:00:00)
Store outputs in DB	Yes
Nb of level 2 prods	301
Nb of prods with errors	0

2. Summary of processed GOM_NL__2P products.

Nr	Filename	UTC Start time	Limb	Duration	Star Id	Star Name	Star Mag	Star Temp	Nb Meas	Orbit	Prod. error
1	GOM_NL__2PRFIN20060418_000009_00000482047_00002_21599_9115.N1	18-APR-2006 00:00:09	Straylight	47.500	54	5The Cen	2.0550	4500.0	95	21599	No
2	GOM_NL__2PRFIN20060418_000512_00000442047_00002_21599_9116.N1	18-APR-2006 00:05:12	Twilight_and_stray	44.000	106	9Bet Crv	2.6480	5600.0	88	21599	No
3	GOM_NL__2PRFIN20060418_000711_00000362047_00002_21599_9117.N1	18-APR-2006 00:07:11	Bright	35.500	163	7Del Crv	2.9450	11000.	71	21599	No
4	GOM_NL__2PRFIN20060418_001125_00000372047_00002_21599_9118.N1	18-APR-2006 00:11:25	Bright	37.000	121	29Gam Vir	2.7400	7200.0	74	21599	No
5	GOM_NL__2PRFIN20060418_001611_00000352047_00002_21599_9119.N1	18-APR-2006 00:16:11	Bright	35.000	62	94Bet Leo	2.1360	9700.0	70	21599	No
6	GOM_NL__2PRFIN20060418_002446_00000362047_00002_21599_9120.N1	18-APR-2006 00:24:46	Bright	36.000	174	52Psi UMa	3.0040	4400.0	72	21599	No
7	GOM_NL__2PRFIN20060418_002707_00000352047_00002_21599_9121.N1	18-APR-2006 00:27:07	Bright	34.500	87	64Gam UMa	2.4330	11000.	69	21599	No
8	GOM_NL__2PRFIN20060418_002931_00000342047_00002_21599_9122.N1	18-APR-2006 00:29:31	Bright	33.500	36	50Alp UMa	1.8000	6300.0	67	21599	No
9	GOM_NL__2PRFIN20060418_003731_00000342047_00002_21599_9123.N1	18-APR-2006 00:37:31	Bright	34.000	49	1Alp UMi	1.9900	6300.0	68	21599	No
10	GOM_NL__2PRFIN20060418_004504_00000342047_00002_21599_9124.N1	18-APR-2006 00:45:04	Bright	33.500	76	27Gam Cas	2.3000	30000.	67	21599	No
11	GOM_NL__2PRFIN20060418_004622_00000362047_00002_21599_9125.N1	18-APR-2006 00:46:22	Bright	35.500	68	18Alp Cas	2.2250	4500.0	71	21599	No
12	GOM_NL__2PRFIN20060418_005447_00000372047_00002_21599_9126.N1	18-APR-2006 00:54:47	Bright	36.500	164	44Eta Peg	2.9480	5400.0	73	21599	No
13	GOM_NL__2PRFIN20060418_011119_00000512047_00002_21599_9127.N1	18-APR-2006 01:11:19	Dark	50.500	18	24Alp PsA	1.1660	9700.0	101	21599	No
14	GOM_NL__2PRFIN20060418_011649_00000382047_00002_21599_9128.N1	18-APR-2006 01:16:49	Dark	38.000	31	Alp Gru	1.7340	15200.	76	21599	No
15	GOM_NL__2PRFIN20060418_012152_00000422047_00003_21600_9109.N1	18-APR-2006 01:21:52	Dark	41.500	45	Alp Pav	1.9400	26000.	83	21600	No
16	GOM_NL__2PRFIN20060418_012910_00000392047_00003_21600_9110.N1	18-APR-2006 01:29:10	Dark	38.500	43	Alp TrA	1.9100	4250.0	77	21600	No
17	GOM_NL__2PRFIN20060418_013117_00000392047_00003_21600_9111.N1	18-APR-2006 01:31:17	Straylight	39.000	134	Bet TrA	2.8100	6600.0	78	21600	No
18	GOM_NL__2PRFIN20060418_013338_00000522047_00003_21600_9112.N1	18-APR-2006 01:33:38	Straylight	52.000	4	Alp1Cen	-0.010000	5800.0	104	21600	No
19	GOM_NL__2PRFIN20060418_013651_00000432047_00003_21600_9113.N1	18-APR-2006 01:36:51	Straylight	42.500	78	Alp Lup	2.3040	28000.	85	21600	No
20	GOM_NL__2PRFIN20060418_013840_00000402047_00003_21600_9114.N1	18-APR-2006 01:38:40	Straylight	40.000	64	Gam Cen	2.2000	10600.	80	21600	No
21	GOM_NL__2PRFIN20060418_014045_00000452047_00003_21600_9115.N1	18-APR-2006 01:40:45	Straylight	45.000	54	5The Cen	2.0550	4500.0	90	21600	No
22	GOM_NL__2PRFIN20060418_014548_00000402047_00003_21600_9116.N1	18-APR-2006 01:45:48	Twilight_and_stray	40.000	106	9Bet Crv	2.6480	5600.0	80	21600	No
23	GOM_NL__2PRFIN20060418_014747_00000352047_00003_21600_9117.N1	18-APR-2006 01:47:47	Bright	35.000	163	7Del Crv	2.9450	11000.	70	21600	No
24	GOM_NL__2PRFIN20060418_015201_00000382047_00003_21600_9118.N1	18-APR-2006 01:52:01	Bright	37.500	121	29Gam Vir	2.7400	7200.0	75	21600	No
25	GOM_NL__2PRFIN20060418_015647_00000352047_00003_21600_9119.N1	18-APR-2006 01:56:47	Bright	35.000	62	94Bet Leo	2.1360	9700.0	70	21600	No
26	GOM_NL__2PRFIN20060418_020522_00000352047_00003_21600_9120.N1	18-APR-2006 02:05:22	Bright	34.500	174	52Psi UMa	3.0040	4400.0	69	21600	No
27	GOM_NL__2PRFIN20060418_020743_00000342047_00003_21600_9121.N1	18-APR-2006 02:07:43	Bright	34.000	87	64Gam UMa	2.4330	11000.	68	21600	No
28	GOM_NL__2PRFIN20060418_021007_00000372047_00003_21600_9122.N1	18-APR-2006 02:10:07	Bright	37.000	36	50Alp UMa	1.8000	6300.0	74	21600	No
29	GOM_NL__2PRFIN20060418_021807_00000352047_00003_21600_9123.N1	18-APR-2006 02:18:07	Bright	35.000	49	1Alp UMi	1.9900	6300.0	70	21600	No
30	GOM_NL__2PRFIN20060418_022540_00000332047_00003_21600_9124.N1	18-APR-2006 02:25:40	Bright	33.000	76	27Gam Cas	2.3000	30000.	66	21600	No
31	GOM_NL__2PRFIN20060418_022658_00000332047_00003_21600_9125.N1	18-APR-2006 02:26:58	Bright	33.000	68	18Alp Cas	2.2250	4500.0	66	21600	No
32	GOM_NL__2PRFIN20060418_023524_00000372047_00003_21600_9126.N1	18-APR-2006 02:35:24	Bright	37.000	164	44Eta Peg	2.9480	5400.0	74	21600	No
33	GOM_NL__2PRFIN20060418_025155_00000422047_00003_21600_9127.N1	18-APR-2006 02:51:55	Dark	42.000	18	24Alp PsA	1.1660	9700.0	84	21600	No
34	GOM_NL__2PRFIN20060418_025526_00000372047_00003_21600_9128.N1	18-APR-2006 02:55:26	Dark	37.000	172	Gam Gru	3.0030	13100.	74	21600	No
35	GOM_NL__2PRFIN20060418_025726_00000392047_00003_21600_9129.N1	18-APR-2006 02:57:26	Dark	39.000	31	Alp Gru	1.7340	15200.	78	21600	No
36	GOM_NL__2PRFIN20060418_030229_00000402047_00004_21601_9109.N1	18-APR-2006 03:02:29	Dark	39.500	45	Alp Pav	1.9400	26000.	79	21601	No
37	GOM_NL__2PRFIN20060418_030946_00000402047_00004_21601_9110.N1	18-APR-2006 03:09:46	Dark	39.500	43	Alp TrA	1.9100	4250.0	79	21601	No
38	GOM_NL__2PRFIN20060418_031153_00000392047_00004_21601_9111.N1	18-APR-2006 03:11:53	Straylight	39.000	134	Bet TrA	2.8100	6600.0	78	21601	No
39	GOM_NL__2PRFIN20060418_031414_00000542047_00004_21601_9112.N1	18-APR-2006 03:14:14	Straylight	54.000	4	Alp1Cen	-0.010000	5800.0	108	21601	No
40	GOM_NL__2PRFIN20060418_031727_00000412047_00004_21601_9113.N1	18-APR-2006 03:17:27	Straylight	40.500	78	Alp Lup	2.3040	28000.	81	21601	No
41	GOM_NL__2PRFIN20060418_031916_00000372047_00004_21601_9114.N1	18-APR-2006 03:19:16	Straylight	37.000	64	Gam Cen	2.2000	10600.	74	21601	No
42	GOM_NL__2PRFIN20060418_032122_00000472047_00004_21601_9115.N1	18-APR-2006 03:21:22	Straylight	46.500	54	5The Cen	2.0550	4500.0	93	21601	No

43	GOM_NL__2PRFIN20060418_032624_000000392047_00004_21601_9116.N1	18-APR-2006 03:26:24	Twilight	39.000	106	9Bet Crv	2.6480	5600.0	78	21601	No
44	GOM_NL__2PRFIN20060418_032823_000000372047_00004_21601_9117.N1	18-APR-2006 03:28:23	Bright	36.500	163	7Del Crv	2.9450	11000.	73	21601	No
45	GOM_NL__2PRFIN20060418_033237_000000382047_00004_21601_9118.N1	18-APR-2006 03:32:37	Bright	37.500	121	29Gam Vir	2.7400	7200.0	75	21601	No
46	GOM_NL__2PRFIN20060418_033723_000000362047_00004_21601_9119.N1	18-APR-2006 03:37:23	Bright	35.500	62	94Bet Leo	2.1360	9700.0	71	21601	No
47	GOM_NL__2PRFIN20060418_034559_000000362047_00004_21601_9120.N1	18-APR-2006 03:45:59	Bright	35.500	174	52Psi UMa	3.0040	4400.0	71	21601	No
48	GOM_NL__2PRFIN20060418_034819_000000352047_00004_21601_9121.N1	18-APR-2006 03:48:19	Bright	34.500	87	64Gam UMa	2.4330	11000.	69	21601	No
49	GOM_NL__2PRFIN20060418_035044_000000332047_00004_21601_9122.N1	18-APR-2006 03:50:44	Bright	33.000	36	50Alp UMa	1.8000	6300.0	66	21601	No
50	GOM_NL__2PRFIN20060418_035843_000000362047_00004_21601_9123.N1	18-APR-2006 03:58:43	Bright	35.500	49	1Alp UMi	1.9900	6300.0	71	21601	No
51	GOM_NL__2PRFIN20060418_040616_000000342047_00004_21601_9124.N1	18-APR-2006 04:06:16	Bright	33.500	76	27Gam Cas	2.3000	30000.	67	21601	No
52	GOM_NL__2PRFIN20060418_040734_000000352047_00004_21601_9125.N1	18-APR-2006 04:07:34	Bright	35.000	68	18Alp Cas	2.2250	4500.0	70	21601	No
53	GOM_NL__2PRFIN20060418_041600_000000392047_00004_21601_9126.N1	18-APR-2006 04:16:00	Bright	38.500	164	44Eta Peg	2.9480	5400.0	77	21601	No
54	GOM_NL__2PRFIN20060418_043232_000000432047_00004_21601_9127.N1	18-APR-2006 04:32:32	Dark	43.000	18	24Alp PsA	1.1660	9700.0	86	21601	No
55	GOM_NL__2PRFIN20060418_043602_000000392047_00004_21601_9128.N1	18-APR-2006 04:36:02	Dark	39.000	172	Gam Gru	3.0030	13100.	78	21601	No
56	GOM_NL__2PRFIN20060418_043802_000000392047_00004_21601_9129.N1	18-APR-2006 04:38:02	Dark	39.000	31	Alp Gru	1.7340	15200.	78	21601	No
57	GOM_NL__2PRFIN20060418_044305_000000412047_00005_21602_9109.N1	18-APR-2006 04:43:05	Dark	40.500	45	Alp Pav	1.9400	26000.	81	21602	No
58	GOM_NL__2PRFIN20060418_045022_000000412047_00005_21602_9110.N1	18-APR-2006 04:50:22	Dark	41.000	43	Alp TrA	1.9100	4250.0	82	21602	No
59	GOM_NL__2PRFIN20060418_045230_000000382047_00005_21602_9111.N1	18-APR-2006 04:52:30	Straylight	38.000	134	Bet TrA	2.8100	6600.0	76	21602	No
60	GOM_NL__2PRFIN20060418_045450_000000442047_00005_21602_9112.N1	18-APR-2006 04:54:50	Straylight	44.000	4	Alp1Cen	-0.010000	5800.0	88	21602	No
61	GOM_NL__2PRFIN20060418_045804_000000402047_00005_21602_9113.N1	18-APR-2006 04:58:04	Straylight	40.000	78	Alp Lup	2.3040	28000.	80	21602	No
62	GOM_NL__2PRFIN20060418_045953_000000362047_00005_21602_9114.N1	18-APR-2006 04:59:53	Straylight	36.000	64	Gam Cen	2.2000	10600.	72	21602	No
63	GOM_NL__2PRFIN20060418_050158_000000472047_00005_21602_9115.N1	18-APR-2006 05:01:58	Straylight	46.500	54	5The Cen	2.0550	4500.0	93	21602	No
64	GOM_NL__2PRFIN20060418_050701_000000432047_00005_21602_9116.N1	18-APR-2006 05:07:01	Twilight	43.000	106	9Bet Crv	2.6480	5600.0	86	21602	No
65	GOM_NL__2PRFIN20060418_050859_000000372047_00005_21602_9117.N1	18-APR-2006 05:08:59	Bright	36.500	163	7Del Crv	2.9450	11000.	73	21602	No
66	GOM_NL__2PRFIN20060418_051313_000000372047_00005_21602_9118.N1	18-APR-2006 05:13:13	Bright	37.000	121	29Gam Vir	2.7400	7200.0	74	21602	No
67	GOM_NL__2PRFIN20060418_051800_000000352047_00005_21602_9119.N1	18-APR-2006 05:18:00	Bright	35.000	62	94Bet Leo	2.1360	9700.0	70	21602	No
68	GOM_NL__2PRFIN20060418_052635_000000372047_00005_21602_9120.N1	18-APR-2006 05:26:35	Bright	37.000	174	52Psi UMa	3.0040	4400.0	74	21602	No
69	GOM_NL__2PRFIN20060418_052855_000000352047_00005_21602_9121.N1	18-APR-2006 05:28:55	Bright	34.500	87	64Gam UMa	2.4330	11000.	69	21602	No
70	GOM_NL__2PRFIN20060418_053120_000000372047_00005_21602_9122.N1	18-APR-2006 05:31:20	Bright	37.000	36	50Alp UMa	1.8000	6300.0	74	21602	No
71	GOM_NL__2PRFIN20060418_053919_000000342047_00005_21602_9123.N1	18-APR-2006 05:39:19	Bright	33.500	49	1Alp UMi	1.9900	6300.0	67	21602	No
72	GOM_NL__2PRFIN20060418_054652_000000332047_00005_21602_9124.N1	18-APR-2006 05:46:52	Bright	33.000	76	27Gam Cas	2.3000	30000.	66	21602	No
73	GOM_NL__2PRFIN20060418_054811_000000342047_00005_21602_9125.N1	18-APR-2006 05:48:11	Bright	34.000	68	18Alp Cas	2.2250	4500.0	68	21602	No
74	GOM_NL__2PRFIN20060418_055636_000000382047_00005_21602_9126.N1	18-APR-2006 05:56:36	Bright	38.000	164	44Eta Peg	2.9480	5400.0	76	21602	No
75	GOM_NL__2PRFIN20060418_061308_000000482047_00005_21602_9127.N1	18-APR-2006 06:13:08	Dark	48.000	18	24Alp PsA	1.1660	9700.0	96	21602	No
76	GOM_NL__2PRFIN20060418_061639_000000392047_00005_21602_9128.N1	18-APR-2006 06:16:39	Dark	38.500	172	Gam Gru	3.0030	13100.	77	21602	No
77	GOM_NL__2PRFIN20060418_061838_000000392047_00005_21602_9129.N1	18-APR-2006 06:18:38	Dark	39.000	31	Alp Gru	1.7340	15200.	78	21602	No
78	GOM_NL__2PRFIN20060418_062342_000000422047_00006_21603_9109.N1	18-APR-2006 06:23:42	Dark	41.500	45	Alp Pav	1.9400	26000.	83	21603	No
79	GOM_NL__2PRFIN20060418_063059_000000432047_00006_21603_9110.N1	18-APR-2006 06:30:59	Dark	43.000	43	Alp TrA	1.9100	4250.0	86	21603	No
80	GOM_NL__2PRFIN20060418_063306_000000392047_00006_21603_9111.N1	18-APR-2006 06:33:06	Straylight	38.500	134	Bet TrA	2.8100	6600.0	77	21603	No
81	GOM_NL__2PRFIN20060418_063527_000000542047_00006_21603_9112.N1	18-APR-2006 06:35:27	Straylight	54.000	4	Alp1Cen	-0.010000	5800.0	108	21603	No
82	GOM_NL__2PRFIN20060418_063840_000000402047_00006_21603_9113.N1	18-APR-2006 06:38:40	Straylight	39.500	78	Alp Lup	2.3040	28000.	79	21603	No
83	GOM_NL__2PRFIN20060418_064029_000000412047_00006_21603_9114.N1	18-APR-2006 06:40:29	Straylight	41.000	64	Gam Cen	2.2000	10600.	82	21603	No
84	GOM_NL__2PRFIN20060418_064235_000000462047_00006_21603_9115.N1	18-APR-2006 06:42:35	Straylight	45.500	54	5The Cen	2.0550	4500.0	91	21603	No
85	GOM_NL__2PRFIN20060418_064737_000000412047_00006_21603_9116.N1	18-APR-2006 06:47:37	Twilight	41.000	106	9Bet Crv	2.6480	5600.0	82	21603	No
86	GOM_NL__2PRFIN20060418_064935_000000362047_00006_21603_9117.N1	18-APR-2006 06:49:35	Bright	36.000	163	7Del Crv	2.9450	11000.	72	21603	No
87	GOM_NL__2PRFIN20060418_065349_000000372047_00006_21603_9118.N1	18-APR-2006 06:53:49	Bright	36.500	121	29Gam Vir	2.7400	7200.0	73	21603	No
88	GOM_NL__2PRFIN20060418_065836_000000362047_00006_21603_9119.N1	18-APR-2006 06:58:36	Bright	35.500	62	94Bet Leo	2.1360	9700.0	71	21603	No
89	GOM_NL__2PRFIN20060418_070711_000000342047_00006_21603_9120.N1	18-APR-2006 07:07:11	Bright	33.500	174	52Psi UMa	3.0040	4400.0	67	21603	No
90	GOM_NL__2PRFIN20060418_070931_000000362047_00006_21603_9121.N1	18-APR-2006 07:09:31	Bright	35.500	87	64Gam UMa	2.4330	11000.	71	21603	No
91	GOM_NL__2PRFIN20060418_071156_000000362047_00006_21603_9122.N1	18-APR-2006 07:11:56	Bright	35.500	36	50Alp UMa	1.8000	6300.0	71	21603	No
92	GOM_NL__2PRFIN20060418_071955_000000352047_00006_21603_9123.N1	18-APR-2006 07:19:55	Bright	35.000	49	1Alp UMi	1.9900	6300.0	70	21603	No
93	GOM_NL__2PRFIN20060418_072728_000000332047_00006_21603_9124.N1	18-APR-2006 07:27:28	Bright	32.500	76	27Gam Cas	2.3000	30000.	65	21603	No
94	GOM_NL__2PRFIN20060418_072847_000000352047_00006_21603_9125.N1	18-APR-2006 07:28:47	Bright	34.500	68	18Alp Cas	2.2250	4500.0	69	21603	No
95	GOM_NL__2PRFIN20060418_073712_000000372047_00006_21603_9126.N1	18-APR-2006 07:37:12	Bright	37.000	164	44Eta Peg	2.9480	5400.0	74	21603	No
96	GOM_NL__2PRFIN20060418_075344_000000432047_00006_21603_9127.N1	18-APR-2006 07:53:44	Dark	43.000	18	24Alp PsA	1.1660	9700.0	86	21603	No
97	GOM_NL__2PRFIN20060418_075715_000000382047_00006_21603_9128.N1	18-APR-2006 07:57:15	Dark	38.000	172	Gam Gru	3.0030	13100.	76	21603	No
98	GOM_NL__2PRFIN20060418_075915_000000412047_00006_21603_9129.N1	18-APR-2006 07:59:15	Dark	40.500	31	Alp Gru	1.7340	15200.	81	21603	No
99	GOM_NL__2PRFIN20060418_080418_000000452047_00007_21604_9109.N1	18-APR-2006 08:04:18	Dark	44.500	45	Alp Pav	1.9400	26000.	89	21604	No
100	GOM_NL__2PRFIN20060418_081135_000000402047_00007_21604_9110.N1	18-APR-2006 08:11:35	Dark	39.500	43	Alp TrA	1.9100	4250.0	79	21604	No
101	GOM_NL__2PRFIN20060418_081342_000000392047_00007_21604_9111.N1	18-APR-2006 08:13:42	Straylight	38.500	134	Bet TrA	2.8100	6600.0	77	21604	No

102	GOM_NL__2PRFIN20060418_081603_000000532047_00007_21604_9112.N1	18-APR-2006 08:16:03	Straylight	52.500	4	Alp1Cen	-0.010000	5800.0	105	21604	No
103	GOM_NL__2PRFIN20060418_081917_000000432047_00007_21604_9113.N1	18-APR-2006 08:19:17	Straylight	42.500	78	Alp Lup	2.3040	28000.	85	21604	No
104	GOM_NL__2PRFIN20060418_082105_000000402047_00007_21604_9114.N1	18-APR-2006 08:21:05	Straylight	40.000	64	Gam Cen	2.2000	10600.	80	21604	No
105	GOM_NL__2PRFIN20060418_082311_000000492047_00007_21604_9115.N1	18-APR-2006 08:23:11	Straylight	48.500	54	5The Cen	2.0550	4500.0	97	21604	No
106	GOM_NL__2PRFIN20060418_082813_000000422047_00007_21604_9116.N1	18-APR-2006 08:28:13	Tw_i_and_stray	41.500	106	9Bet Crv	2.6480	5600.0	83	21604	No
107	GOM_NL__2PRFIN20060418_083011_000000372047_00007_21604_9117.N1	18-APR-2006 08:30:11	Bright	37.000	163	7Del Crv	2.9450	11000.	74	21604	No
108	GOM_NL__2PRFIN20060418_083425_000000382047_00007_21604_9118.N1	18-APR-2006 08:34:25	Bright	38.000	121	29Gam Vir	2.7400	7200.0	76	21604	No
109	GOM_NL__2PRFIN20060418_083912_000000372047_00007_21604_9119.N1	18-APR-2006 08:39:12	Bright	36.500	62	94Bet Leo	2.1360	9700.0	73	21604	No
110	GOM_NL__2PRFIN20060418_084747_000000352047_00007_21604_9120.N1	18-APR-2006 08:47:47	Bright	35.000	174	52Psi UMa	3.0040	4400.0	70	21604	No
111	GOM_NL__2PRFIN20060418_085007_000000362047_00007_21604_9121.N1	18-APR-2006 08:50:07	Bright	35.500	87	64Gam UMa	2.4330	11000.	71	21604	No
112	GOM_NL__2PRFIN20060418_085232_000000372047_00007_21604_9122.N1	18-APR-2006 08:52:32	Bright	36.500	36	50Alp UMa	1.8000	6300.0	73	21604	No
113	GOM_NL__2PRFIN20060418_090031_000000342047_00007_21604_9123.N1	18-APR-2006 09:00:31	Bright	34.000	49	1Alp UMi	1.9900	6300.0	68	21604	No
114	GOM_NL__2PRFIN20060418_090805_000000452047_00007_21604_9124.N1	18-APR-2006 09:08:05	Bright	45.000	76	27Gam Cas	2.3000	30000.	90	21604	No
115	GOM_NL__2PRFIN20060418_090923_000000342047_00007_21604_9125.N1	18-APR-2006 09:09:23	Bright	34.000	68	18Alp Cas	2.2250	4500.0	68	21604	No
116	GOM_NL__2PRFIN20060418_091748_000000372047_00007_21604_9126.N1	18-APR-2006 09:17:48	Bright	36.500	164	44Eta Peg	2.9480	5400.0	73	21604	No
117	GOM_NL__2PRFIN20060418_093420_000000422047_00007_21604_9127.N1	18-APR-2006 09:34:20	Dark	41.500	18	24Alp PsA	1.1660	9700.0	83	21604	No
118	GOM_NL__2PRFIN20060418_093752_000000402047_00007_21604_9128.N1	18-APR-2006 09:37:52	Dark	40.000	172	Gam Gru	3.0030	13100.	80	21604	No
119	GOM_NL__2PRFIN20060418_093951_000000422047_00007_21604_9129.N1	18-APR-2006 09:39:51	Dark	42.000	31	Alp Gru	1.7340	15200.	84	21604	No
120	GOM_NL__2PRFIN20060418_094455_000000412047_00008_21605_9109.N1	18-APR-2006 09:44:55	Dark	40.500	45	Alp Pav	1.9400	26000.	81	21605	No
121	GOM_NL__2PRFIN20060418_095211_000000412047_00008_21605_9110.N1	18-APR-2006 09:52:11	Dark	40.500	43	Alp TrA	1.9100	4250.0	81	21605	No
122	GOM_NL__2PRFIN20060418_095419_000000382047_00008_21605_9111.N1	18-APR-2006 09:54:19	Straylight	38.000	134	Bet TrA	2.8100	6600.0	76	21605	No
123	GOM_NL__2PRFIN20060418_095639_000000442047_00008_21605_9112.N1	18-APR-2006 09:56:39	Straylight	44.000	4	Alp1Cen	-0.010000	5800.0	88	21605	No
124	GOM_NL__2PRFIN20060418_095953_000000402047_00008_21605_9113.N1	18-APR-2006 09:59:53	Straylight	39.500	78	Alp Lup	2.3040	28000.	79	21605	No
125	GOM_NL__2PRFIN20060418_100141_000000372047_00008_21605_9114.N1	18-APR-2006 10:01:41	Straylight	36.500	64	Gam Cen	2.2000	10600.	73	21605	No
126	GOM_NL__2PRFIN20060418_100347_000000472047_00008_21605_9115.N1	18-APR-2006 10:03:47	Straylight	46.500	54	5The Cen	2.0550	4500.0	93	21605	No
127	GOM_NL__2PRFIN20060418_100849_000000392047_00008_21605_9116.N1	18-APR-2006 10:08:49	Tw_i_and_stray	39.000	106	9Bet Crv	2.6480	5600.0	78	21605	No
128	GOM_NL__2PRFIN20060418_101047_000000362047_00008_21605_9117.N1	18-APR-2006 10:10:47	Bright	36.000	163	7Del Crv	2.9450	11000.	72	21605	No
129	GOM_NL__2PRFIN20060418_101501_000000382047_00008_21605_9118.N1	18-APR-2006 10:15:01	Bright	37.500	121	29Gam Vir	2.7400	7200.0	75	21605	No
130	GOM_NL__2PRFIN20060418_101948_000000372047_00008_21605_9119.N1	18-APR-2006 10:19:48	Bright	37.000	62	94Bet Leo	2.1360	9700.0	74	21605	No
131	GOM_NL__2PRFIN20060418_102823_000000362047_00008_21605_9120.N1	18-APR-2006 10:28:23	Bright	36.000	174	52Psi UMa	3.0040	4400.0	72	21605	No
132	GOM_NL__2PRFIN20060418_103043_000000342047_00008_21605_9121.N1	18-APR-2006 10:30:43	Bright	34.000	87	64Gam UMa	2.4330	11000.	68	21605	No
133	GOM_NL__2PRFIN20060418_103308_000000342047_00008_21605_9122.N1	18-APR-2006 10:33:08	Bright	34.000	36	50Alp UMa	1.8000	6300.0	68	21605	No
134	GOM_NL__2PRFIN20060418_104107_000000522047_00008_21605_9123.N1	18-APR-2006 10:41:07	Bright	52.000	49	1Alp UMi	1.9900	6300.0	104	21605	No
135	GOM_NL__2PRFIN20060418_104841_000000522047_00008_21605_9124.N1	18-APR-2006 10:48:41	Bright	52.000	76	27Gam Cas	2.3000	30000.	104	21605	No
136	GOM_NL__2PRFIN20060418_104959_000000352047_00008_21605_9125.N1	18-APR-2006 10:49:59	Bright	34.500	68	18Alp Cas	2.2250	4500.0	69	21605	No
137	GOM_NL__2PRFIN20060418_105824_000000372047_00008_21605_9126.N1	18-APR-2006 10:58:24	Bright	36.500	164	44Eta Peg	2.9480	5400.0	73	21605	No
138	GOM_NL__2PRFIN20060418_111456_000000422047_00008_21605_9127.N1	18-APR-2006 11:14:56	Dark	42.000	18	24Alp PsA	1.1660	9700.0	84	21605	No
139	GOM_NL__2PRFIN20060418_111828_000000382047_00008_21605_9128.N1	18-APR-2006 11:18:28	Dark	38.000	172	Gam Gru	3.0030	13100.	76	21605	No
140	GOM_NL__2PRFIN20060418_112027_000000402047_00008_21605_9129.N1	18-APR-2006 11:20:27	Dark	40.000	31	Alp Gru	1.7340	15200.	80	21605	No
141	GOM_NL__2PRFIN20060418_112531_000000422047_00009_21606_9129.N1	18-APR-2006 11:25:31	Dark	41.500	45	Alp Pav	1.9400	26000.	83	21606	No
142	GOM_NL__2PRFIN20060418_113248_000000382047_00009_21606_9130.N1	18-APR-2006 11:32:48	Dark	37.500	43	Alp TrA	1.9100	4250.0	75	21606	No
143	GOM_NL__2PRFIN20060418_113455_000000392047_00009_21606_9131.N1	18-APR-2006 11:34:55	Straylight	39.000	134	Bet TrA	2.8100	6600.0	78	21606	No
144	GOM_NL__2PRFIN20060418_113716_000000512047_00009_21606_9132.N1	18-APR-2006 11:37:16	Straylight	51.000	4	Alp1Cen	-0.010000	5800.0	102	21606	No
145	GOM_NL__2PRFIN20060418_114029_000000412047_00009_21606_9133.N1	18-APR-2006 11:40:29	Straylight	40.500	78	Alp Lup	2.3040	28000.	81	21606	No
146	GOM_NL__2PRFIN20060418_114217_000000422047_00009_21606_9134.N1	18-APR-2006 11:42:17	Straylight	41.500	64	Gam Cen	2.2000	10600.	83	21606	No
147	GOM_NL__2PRFIN20060418_114423_000000482047_00009_21606_9135.N1	18-APR-2006 11:44:23	Straylight	48.000	54	5The Cen	2.0550	4500.0	96	21606	No
148	GOM_NL__2PRFIN20060418_114925_000000402047_00009_21606_9136.N1	18-APR-2006 11:49:25	Tw_i_and_stray	40.000	106	9Bet Crv	2.6480	5600.0	80	21606	No
149	GOM_NL__2PRFIN20060418_115124_000000372047_00009_21606_9137.N1	18-APR-2006 11:51:24	Bright	36.500	163	7Del Crv	2.9450	11000.	73	21606	No
150	GOM_NL__2PRFIN20060418_115537_000000372047_00009_21606_9138.N1	18-APR-2006 11:55:37	Bright	37.000	121	29Gam Vir	2.7400	7200.0	74	21606	No
151	GOM_NL__2PRFIN20060418_120024_000000362047_00009_21606_9139.N1	18-APR-2006 12:00:24	Bright	36.000	62	94Bet Leo	2.1360	9700.0	72	21606	No
152	GOM_NL__2PRFIN20060418_120859_000000362047_00009_21606_9140.N1	18-APR-2006 12:08:59	Bright	36.000	174	52Psi UMa	3.0040	4400.0	72	21606	No
153	GOM_NL__2PRFIN20060418_121119_000000352047_00009_21606_9141.N1	18-APR-2006 12:11:19	Bright	34.500	87	64Gam UMa	2.4330	11000.	69	21606	No
154	GOM_NL__2PRFIN20060418_121344_000000382047_00009_21606_9142.N1	18-APR-2006 12:13:44	Bright	37.500	36	50Alp UMa	1.8000	6300.0	75	21606	No
155	GOM_NL__2PRFIN20060418_122143_000000362047_00009_21606_9143.N1	18-APR-2006 12:21:43	Bright	36.000	49	1Alp UMi	1.9900	6300.0	72	21606	No
156	GOM_NL__2PRFIN20060418_122917_000000352047_00009_21606_9144.N1	18-APR-2006 12:29:17	Bright	34.500	76	27Gam Cas	2.3000	30000.	69	21606	No
157	GOM_NL__2PRFIN20060418_123035_000000362047_00009_21606_9145.N1	18-APR-2006 12:30:35	Bright	36.000	68	18Alp Cas	2.2250	4500.0	72	21606	No
158	GOM_NL__2PRFIN20060418_123900_000000362047_00009_21606_9146.N1	18-APR-2006 12:39:00	Bright	35.500	164	44Eta Peg	2.9480	5400.0	71	21606	No
159	GOM_NL__2PRFIN20060418_125533_000000432047_00009_21606_9147.N1	18-APR-2006 12:55:33	Dark	43.000	18	24Alp PsA	1.1660	9700.0	86	21606	No
160	GOM_NL__2PRFIN20060418_125904_000000382047_00009_21606_9148.N1	18-APR-2006 12:59:04	Dark	38.000	172	Gam Gru	3.0030	13100.	76	21606	No

161	GOM_NL__2PRFIN20060418_130103_000000412047_00009_21606_9149.N1	18-APR-2006 13:01:03	Dark	40.500	31	Alp Gru	1.7340	15200.	81	21606	No
162	GOM_NL__2PRFIN20060418_130608_000000392047_00010_21607_9129.N1	18-APR-2006 13:06:08	Dark	39.000	45	Alp Pav	1.9400	26000.	78	21607	No
163	GOM_NL__2PRFIN20060418_131324_000000392047_00010_21607_9130.N1	18-APR-2006 13:13:24	Dark	39.000	43	Alp TrA	1.9100	4250.0	78	21607	No
164	GOM_NL__2PRFIN20060418_131531_000000402047_00010_21607_9131.N1	18-APR-2006 13:15:31	Straylight	40.000	134	Bet TrA	2.8100	6600.0	80	21607	No
165	GOM_NL__2PRFIN20060418_131752_000000522047_00010_21607_9132.N1	18-APR-2006 13:17:52	Straylight	51.500	4	Alp1Cen	-0.010000	5800.0	103	21607	No
166	GOM_NL__2PRFIN20060418_132105_000000412047_00010_21607_9133.N1	18-APR-2006 13:21:05	Straylight	40.500	78	Alp Lup	2.3040	28000.	81	21607	No
167	GOM_NL__2PRFIN20060418_132253_000000392047_00010_21607_9134.N1	18-APR-2006 13:22:53	Straylight	38.500	64	Gam Cen	2.2000	10600.	77	21607	No
168	GOM_NL__2PRFIN20060418_132500_000000482047_00010_21607_9135.N1	18-APR-2006 13:25:00	Straylight	48.000	54	5The Cen	2.0550	4500.0	96	21607	No
169	GOM_NL__2PRFIN20060418_133001_000000422047_00010_21607_9136.N1	18-APR-2006 13:30:01	Tw_i_and_stray	42.000	106	9Bet Crv	2.6480	5600.0	84	21607	No
170	GOM_NL__2PRFIN20060418_133200_000000372047_00010_21607_9137.N1	18-APR-2006 13:32:00	Bright	37.000	163	7Del Crv	2.9450	11000.	74	21607	No
171	GOM_NL__2PRFIN20060418_133613_000000382047_00010_21607_9138.N1	18-APR-2006 13:36:13	Bright	37.500	121	29Gam Vir	2.7400	7200.0	75	21607	No
172	GOM_NL__2PRFIN20060418_134100_000000352047_00010_21607_9139.N1	18-APR-2006 13:41:00	Bright	34.500	62	94Bet Leo	2.1360	9700.0	69	21607	No
173	GOM_NL__2PRFIN20060418_134935_000000372047_00010_21607_9140.N1	18-APR-2006 13:49:35	Bright	36.500	174	52Psi UMa	3.0040	4400.0	73	21607	No
174	GOM_NL__2PRFIN20060418_135155_000000352047_00010_21607_9141.N1	18-APR-2006 13:51:55	Bright	34.500	87	64Gam UMa	2.4330	11000.	69	21607	No
175	GOM_NL__2PRFIN20060418_135420_000000362047_00010_21607_9142.N1	18-APR-2006 13:54:20	Bright	36.000	36	50Alp UMa	1.8000	6300.0	72	21607	No
176	GOM_NL__2PRFIN20060418_140218_000000332047_00010_21607_9143.N1	18-APR-2006 14:02:18	Bright	32.500	49	1Alp UMi	1.9900	6300.0	65	21607	No
177	GOM_NL__2PRFIN20060418_140953_000000522047_00010_21607_9144.N1	18-APR-2006 14:09:53	Bright	52.000	76	27Gam Cas	2.3000	30000.	104	21607	No
178	GOM_NL__2PRFIN20060418_141111_000000322047_00010_21607_9145.N1	18-APR-2006 14:11:11	Bright	32.000	68	18Alp Cas	2.2250	4500.0	64	21607	No
179	GOM_NL__2PRFIN20060418_141936_000000372047_00010_21607_9146.N1	18-APR-2006 14:19:36	Bright	37.000	164	44Eta Peg	2.9480	5400.0	74	21607	No
180	GOM_NL__2PRFIN20060418_143609_000000452047_00010_21607_9147.N1	18-APR-2006 14:36:09	Dark	44.500	18	24Alp PsA	1.1660	9700.0	89	21607	No
181	GOM_NL__2PRFIN20060418_143941_000000372047_00010_21607_9148.N1	18-APR-2006 14:39:41	Dark	37.000	172	Gam Gru	3.0030	13100.	74	21607	No
182	GOM_NL__2PRFIN20060418_144140_000000422047_00010_21607_9149.N1	18-APR-2006 14:41:40	Dark	41.500	31	Alp Gru	1.7340	15200.	83	21607	No
183	GOM_NL__2PRFIN20060418_144644_000000392047_00011_21608_9129.N1	18-APR-2006 14:46:44	Dark	39.000	45	Alp Pav	1.9400	26000.	78	21608	No
184	GOM_NL__2PRFIN20060418_145400_000000382047_00011_21608_9130.N1	18-APR-2006 14:54:00	Dark	38.000	43	Alp TrA	1.9100	4250.0	76	21608	No
185	GOM_NL__2PRFIN20060418_145608_000000382047_00011_21608_9131.N1	18-APR-2006 14:56:08	Straylight	38.000	134	Bet TrA	2.8100	6600.0	76	21608	No
186	GOM_NL__2PRFIN20060418_145828_000000432047_00011_21608_9132.N1	18-APR-2006 14:58:28	Straylight	42.500	4	Alp1Cen	-0.010000	5800.0	85	21608	No
187	GOM_NL__2PRFIN20060418_150142_000000402047_00011_21608_9133.N1	18-APR-2006 15:01:42	Straylight	40.000	78	Alp Lup	2.3040	28000.	80	21608	No
188	GOM_NL__2PRFIN20060418_150329_000000402047_00011_21608_9134.N1	18-APR-2006 15:03:29	Straylight	40.000	64	Gam Cen	2.2000	10600.	80	21608	No
189	GOM_NL__2PRFIN20060418_150536_000000482047_00011_21608_9135.N1	18-APR-2006 15:05:36	Straylight	47.500	54	5The Cen	2.0550	4500.0	95	21608	No
190	GOM_NL__2PRFIN20060418_151037_000000412047_00011_21608_9136.N1	18-APR-2006 15:10:37	Tw_i_and_stray	41.000	106	9Bet Crv	2.6480	5600.0	82	21608	No
191	GOM_NL__2PRFIN20060418_151236_000000372047_00011_21608_9137.N1	18-APR-2006 15:12:36	Bright	36.500	163	7Del Crv	2.9450	11000.	73	21608	No
192	GOM_NL__2PRFIN20060418_151649_000000372047_00011_21608_9138.N1	18-APR-2006 15:16:49	Bright	36.500	121	29Gam Vir	2.7400	7200.0	73	21608	No
193	GOM_NL__2PRFIN20060418_152136_000000352047_00011_21608_9139.N1	18-APR-2006 15:21:36	Bright	35.000	62	94Bet Leo	2.1360	9700.0	70	21608	No
194	GOM_NL__2PRFIN20060418_153011_000000362047_00011_21608_9140.N1	18-APR-2006 15:30:11	Bright	36.000	174	52Psi UMa	3.0040	4400.0	72	21608	No
195	GOM_NL__2PRFIN20060418_153231_000000352047_00011_21608_9141.N1	18-APR-2006 15:32:31	Bright	34.500	87	64Gam UMa	2.4330	11000.	69	21608	No
196	GOM_NL__2PRFIN20060418_153456_000000372047_00011_21608_9142.N1	18-APR-2006 15:34:56	Bright	36.500	36	50Alp UMa	1.8000	6300.0	73	21608	No
197	GOM_NL__2PRFIN20060418_154254_000000352047_00011_21608_9143.N1	18-APR-2006 15:42:54	Bright	35.000	49	1Alp UMi	1.9900	6300.0	70	21608	No
198	GOM_NL__2PRFIN20060418_155029_000000362047_00011_21608_9144.N1	18-APR-2006 15:50:29	Bright	35.500	76	27Gam Cas	2.3000	30000.	71	21608	No
199	GOM_NL__2PRFIN20060418_155147_000000332047_00011_21608_9145.N1	18-APR-2006 15:51:47	Bright	32.500	68	18Alp Cas	2.2250	4500.0	65	21608	No
200	GOM_NL__2PRFIN20060418_160012_000000382047_00011_21608_9146.N1	18-APR-2006 16:00:12	Bright	38.000	164	44Eta Peg	2.9480	5400.0	76	21608	No
201	GOM_NL__2PRFIN20060418_161645_000000412047_00011_21608_9147.N1	18-APR-2006 16:16:45	Dark	40.500	18	24Alp PsA	1.1660	9700.0	81	21608	No
202	GOM_NL__2PRFIN20060418_162017_000000402047_00011_21608_9148.N1	18-APR-2006 16:20:17	Dark	39.500	172	Gam Gru	3.0030	13100.	79	21608	No
203	GOM_NL__2PRFIN20060418_162216_000000372047_00011_21608_9149.N1	18-APR-2006 16:22:16	Dark	36.500	31	Alp Gru	1.7340	15200.	73	21608	No
204	GOM_NL__2PRFIN20060418_162721_000000382047_00012_21609_9129.N1	18-APR-2006 16:27:21	Dark	38.000	45	Alp Pav	1.9400	26000.	76	21609	No
205	GOM_NL__2PRFIN20060418_163437_000000412047_00012_21609_9130.N1	18-APR-2006 16:34:37	Dark	41.000	43	Alp TrA	1.9100	4250.0	82	21609	No
206	GOM_NL__2PRFIN20060418_163644_000000402047_00012_21609_9131.N1	18-APR-2006 16:36:44	Straylight	39.500	134	Bet TrA	2.8100	6600.0	79	21609	No
207	GOM_NL__2PRFIN20060418_163905_000000502047_00012_21609_9132.N1	18-APR-2006 16:39:05	Straylight	50.000	4	Alp1Cen	-0.010000	5800.0	100	21609	No
208	GOM_NL__2PRFIN20060418_164218_000000442047_00012_21609_9133.N1	18-APR-2006 16:42:18	Straylight	44.000	78	Alp Lup	2.3040	28000.	88	21609	No
209	GOM_NL__2PRFIN20060418_164406_000000392047_00012_21609_9134.N1	18-APR-2006 16:44:06	Straylight	38.500	64	Gam Cen	2.2000	10600.	77	21609	No
210	GOM_NL__2PRFIN20060418_164612_000000462047_00012_21609_9135.N1	18-APR-2006 16:46:12	Straylight	46.000	54	5The Cen	2.0550	4500.0	92	21609	No
211	GOM_NL__2PRFIN20060418_165113_000000382047_00012_21609_9136.N1	18-APR-2006 16:51:13	Tw_i_and_stray	38.000	106	9Bet Crv	2.6480	5600.0	76	21609	No
212	GOM_NL__2PRFIN20060418_165312_000000362047_00012_21609_9137.N1	18-APR-2006 16:53:12	Bright	36.000	163	7Del Crv	2.9450	11000.	72	21609	No
213	GOM_NL__2PRFIN20060418_165725_000000372047_00012_21609_9138.N1	18-APR-2006 16:57:25	Bright	37.000	121	29Gam Vir	2.7400	7200.0	74	21609	No
214	GOM_NL__2PRFIN20060418_170212_000000362047_00012_21609_9139.N1	18-APR-2006 17:02:12	Bright	35.500	62	94Bet Leo	2.1360	9700.0	71	21609	No
215	GOM_NL__2PRFIN20060418_171048_000000342047_00012_21609_9140.N1	18-APR-2006 17:10:48	Bright	33.500	174	52Psi UMa	3.0040	4400.0	67	21609	No
216	GOM_NL__2PRFIN20060418_171307_000000362047_00012_21609_9141.N1	18-APR-2006 17:13:07	Bright	35.500	87	64Gam UMa	2.4330	11000.	71	21609	No
217	GOM_NL__2PRFIN20060418_171532_000000372047_00012_21609_9142.N1	18-APR-2006 17:15:32	Bright	36.500	36	50Alp UMa	1.8000	6300.0	73	21609	No
218	GOM_NL__2PRFIN20060418_172330_000000362047_00012_21609_9143.N1	18-APR-2006 17:23:30	Bright	35.500	49	1Alp UMi	1.9900	6300.0	71	21609	No
219	GOM_NL__2PRFIN20060418_173105_000000402047_00012_21609_9144.N1	18-APR-2006 17:31:05	Bright	39.500	76	27Gam Cas	2.3000	30000.	79	21609	No

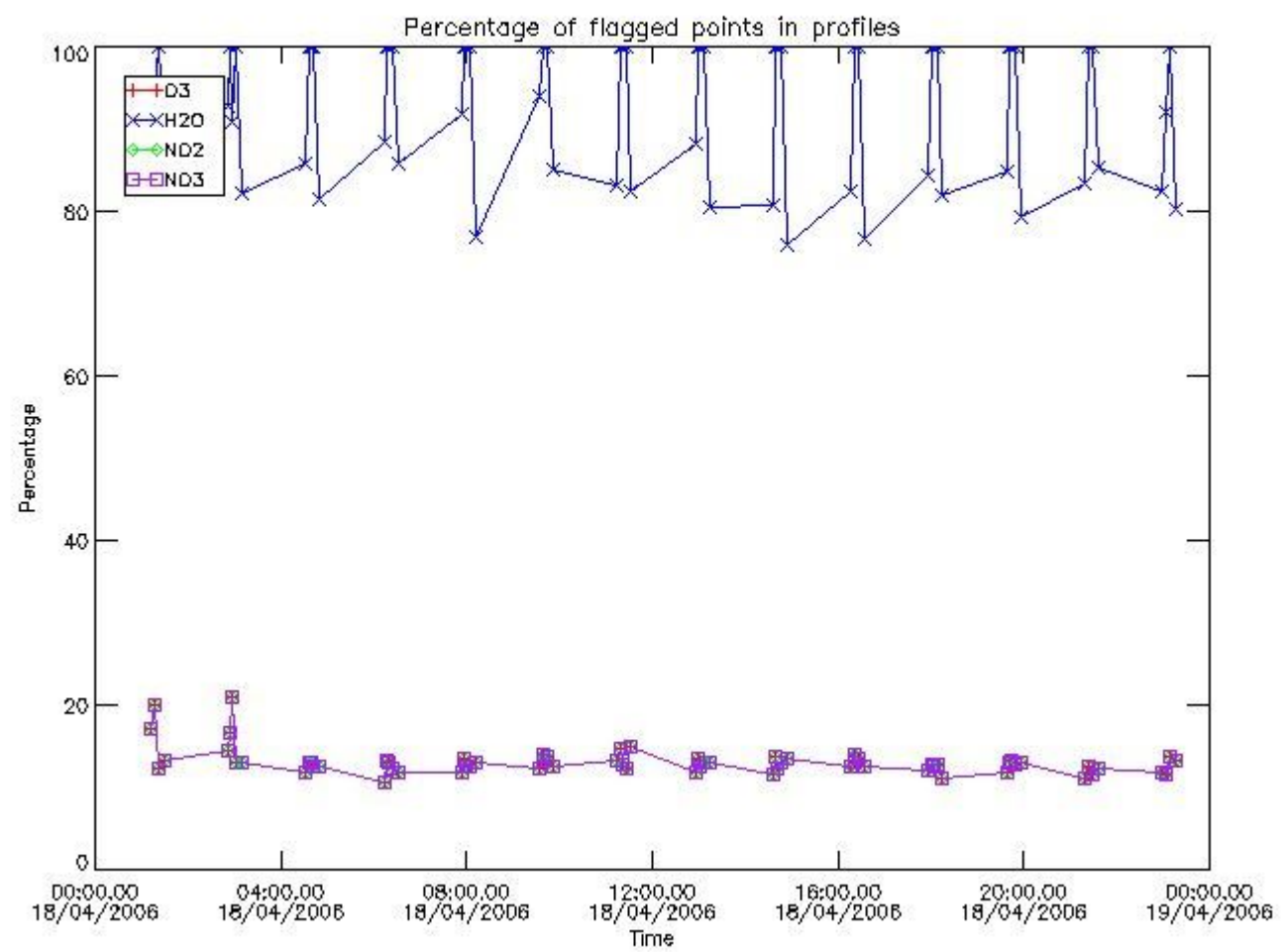
220	GOM_NL__2PRFIN20060418_173224_000000362047_00012_21609_9145.N1	18-APR-2006 17:32:24	Bright	35.500	68	18Alp Cas	2.2250	4500.0	71	21609	No
221	GOM_NL__2PRFIN20060418_174049_000000392047_00012_21609_9146.N1	18-APR-2006 17:40:49	Bright	38.500	164	44Eta Peg	2.9480	5400.0	77	21609	No
222	GOM_NL__2PRFIN20060418_175722_000000422047_00012_21609_9147.N1	18-APR-2006 17:57:22	Dark	42.000	18	24Alp PsA	1.1660	9700.0	84	21609	No
223	GOM_NL__2PRFIN20060418_180054_000000402047_00012_21609_9148.N1	18-APR-2006 18:00:54	Dark	40.000	172	Gam Gru	3.0030	13100.	80	21609	No
224	GOM_NL__2PRFIN20060418_180253_000000412047_00012_21609_9149.N1	18-APR-2006 18:02:53	Dark	40.500	31	Alp Gru	1.7340	15200.	81	21609	No
225	GOM_NL__2PRFIN20060418_180757_000000402047_00013_21610_9129.N1	18-APR-2006 18:07:57	Dark	40.000	45	Alp Pav	1.9400	26000.	80	21610	No
226	GOM_NL__2PRFIN20060418_181513_000000512047_00013_21610_9130.N1	18-APR-2006 18:15:13	Dark	50.500	43	Alp TrA	1.9100	4250.0	101	21610	No
227	GOM_NL__2PRFIN20060418_181721_000000402047_00013_21610_9131.N1	18-APR-2006 18:17:21	Straylight	39.500	134	Bet TrA	2.8100	6600.0	79	21610	No
228	GOM_NL__2PRFIN20060418_181941_000000432047_00013_21610_9132.N1	18-APR-2006 18:19:41	Straylight	43.000	4	Alp1Cen	-0.010000	5800.0	86	21610	No
229	GOM_NL__2PRFIN20060418_182255_000000422047_00013_21610_9133.N1	18-APR-2006 18:22:55	Straylight	41.500	78	Alp Lup	2.3040	28000.	83	21610	No
230	GOM_NL__2PRFIN20060418_182442_000000392047_00013_21610_9134.N1	18-APR-2006 18:24:42	Straylight	39.000	64	Gam Cen	2.2000	10600.	78	21610	No
231	GOM_NL__2PRFIN20060418_182649_000000462047_00013_21610_9135.N1	18-APR-2006 18:26:49	Straylight	45.500	54	5The Cen	2.0550	4500.0	91	21610	No
232	GOM_NL__2PRFIN20060418_183150_000000402047_00013_21610_9136.N1	18-APR-2006 18:31:50	Tw_i_and_stray	39.500	106	9Bet Crv	2.6480	5600.0	79	21610	No
233	GOM_NL__2PRFIN20060418_183348_000000372047_00013_21610_9137.N1	18-APR-2006 18:33:48	Bright	36.500	163	7Del Crv	2.9450	11000.	73	21610	No
234	GOM_NL__2PRFIN20060418_183801_000000382047_00013_21610_9138.N1	18-APR-2006 18:38:01	Bright	37.500	121	29Gam Vir	2.7400	7200.0	75	21610	No
235	GOM_NL__2PRFIN20060418_184248_000000352047_00013_21610_9139.N1	18-APR-2006 18:42:48	Bright	34.500	62	94Bet Leo	2.1360	9700.0	69	21610	No
236	GOM_NL__2PRFIN20060418_185124_000000362047_00013_21610_9140.N1	18-APR-2006 18:51:24	Bright	35.500	174	52Psi UMa	3.0040	4400.0	71	21610	No
237	GOM_NL__2PRFIN20060418_185343_000000522047_00013_21610_9141.N1	18-APR-2006 18:53:43	Bright	52.000	87	64Gam UMa	2.4330	11000.	104	21610	No
238	GOM_NL__2PRFIN20060418_185608_000000362047_00013_21610_9142.N1	18-APR-2006 18:56:08	Bright	36.000	36	50Alp UMa	1.8000	6300.0	72	21610	No
239	GOM_NL__2PRFIN20060418_190407_000000352047_00013_21610_9143.N1	18-APR-2006 19:04:07	Bright	35.000	49	1Alp UMi	1.9900	6300.0	70	21610	No
240	GOM_NL__2PRFIN20060418_191141_000000322047_00013_21610_9144.N1	18-APR-2006 19:11:41	Bright	32.000	76	27Gam Cas	2.3000	30000.	64	21610	No
241	GOM_NL__2PRFIN20060418_191259_000000332047_00013_21610_9145.N1	18-APR-2006 19:12:59	Bright	32.500	68	18Alp Cas	2.2250	4500.0	65	21610	No
242	GOM_NL__2PRFIN20060418_192125_000000382047_00013_21610_9146.N1	18-APR-2006 19:21:25	Bright	37.500	164	44Eta Peg	2.9480	5400.0	75	21610	No
243	GOM_NL__2PRFIN20060418_193758_000000442047_00013_21610_9147.N1	18-APR-2006 19:37:58	Dark	43.500	18	24Alp PsA	1.1660	9700.0	87	21610	No
244	GOM_NL__2PRFIN20060418_194130_000000392047_00013_21610_9148.N1	18-APR-2006 19:41:30	Dark	39.000	172	Gam Gru	3.0030	13100.	78	21610	No
245	GOM_NL__2PRFIN20060418_194329_000000392047_00013_21610_9149.N1	18-APR-2006 19:43:29	Dark	38.500	31	Alp Gru	1.7340	15200.	77	21610	No
246	GOM_NL__2PRFIN20060418_194834_000000402047_00014_21611_9129.N1	18-APR-2006 19:48:34	Dark	40.000	45	Alp Pav	1.9400	26000.	80	21611	No
247	GOM_NL__2PRFIN20060418_195550_000000392047_00014_21611_9130.N1	18-APR-2006 19:55:50	Dark	39.000	43	Alp TrA	1.9100	4250.0	78	21611	No
248	GOM_NL__2PRFIN20060418_195757_000000382047_00014_21611_9131.N1	18-APR-2006 19:57:57	Straylight	38.000	134	Bet TrA	2.8100	6600.0	76	21611	No
249	GOM_NL__2PRFIN20060418_200017_000000482047_00014_21611_9132.N1	18-APR-2006 20:00:17	Straylight	47.500	4	Alp1Cen	-0.010000	5800.0	95	21611	No
250	GOM_NL__2PRFIN20060418_200331_000000422047_00014_21611_9133.N1	18-APR-2006 20:03:31	Straylight	41.500	78	Alp Lup	2.3040	28000.	83	21611	No
251	GOM_NL__2PRFIN20060418_200518_000000372047_00014_21611_9134.N1	18-APR-2006 20:05:18	Straylight	37.000	64	Gam Cen	2.2000	10600.	74	21611	No
252	GOM_NL__2PRFIN20060418_200725_000000542047_00014_21611_9135.N1	18-APR-2006 20:07:25	Straylight	54.000	54	5The Cen	2.0550	4500.0	108	21611	No
253	GOM_NL__2PRFIN20060418_201226_000000422047_00014_21611_9136.N1	18-APR-2006 20:12:26	Tw_i_and_stray	42.000	106	9Bet Crv	2.6480	5600.0	84	21611	No
254	GOM_NL__2PRFIN20060418_201424_000000362047_00014_21611_9137.N1	18-APR-2006 20:14:24	Bright	36.000	163	7Del Crv	2.9450	11000.	72	21611	No
255	GOM_NL__2PRFIN20060418_201837_000000362047_00014_21611_9138.N1	18-APR-2006 20:18:37	Bright	36.000	121	29Gam Vir	2.7400	7200.0	72	21611	No
256	GOM_NL__2PRFIN20060418_202324_000000352047_00014_21611_9139.N1	18-APR-2006 20:23:24	Bright	34.500	62	94Bet Leo	2.1360	9700.0	69	21611	No
257	GOM_NL__2PRFIN20060418_203200_000000362047_00014_21611_9140.N1	18-APR-2006 20:32:00	Bright	36.000	174	52Psi UMa	3.0040	4400.0	72	21611	No
258	GOM_NL__2PRFIN20060418_203419_000000352047_00014_21611_9141.N1	18-APR-2006 20:34:19	Bright	34.500	87	64Gam UMa	2.4330	11000.	69	21611	No
259	GOM_NL__2PRFIN20060418_203644_000000382047_00014_21611_9142.N1	18-APR-2006 20:36:44	Bright	38.000	36	50Alp UMa	1.8000	6300.0	76	21611	No
260	GOM_NL__2PRFIN20060418_204443_000000352047_00014_21611_9143.N1	18-APR-2006 20:44:43	Bright	35.000	49	1Alp UMi	1.9900	6300.0	70	21611	No
261	GOM_NL__2PRFIN20060418_205217_000000332047_00014_21611_9144.N1	18-APR-2006 20:52:17	Bright	33.000	76	27Gam Cas	2.3000	30000.	66	21611	No
262	GOM_NL__2PRFIN20060418_205335_000000332047_00014_21611_9145.N1	18-APR-2006 20:53:35	Bright	33.000	68	18Alp Cas	2.2250	4500.0	66	21611	No
263	GOM_NL__2PRFIN20060418_210201_000000552047_00014_21611_9146.N1	18-APR-2006 21:02:01	Bright	54.500	164	44Eta Peg	2.9480	5400.0	109	21611	No
264	GOM_NL__2PRFIN20060418_211834_000000462047_00014_21611_9147.N1	18-APR-2006 21:18:34	Dark	45.500	18	24Alp PsA	1.1660	9700.0	91	21611	No
265	GOM_NL__2PRFIN20060418_212405_000000412047_00014_21611_9148.N1	18-APR-2006 21:24:05	Dark	41.000	31	Alp Gru	1.7340	15200.	82	21611	No
266	GOM_NL__2PRFIN20060418_212910_000000452047_00015_21612_9129.N1	18-APR-2006 21:29:10	Dark	44.500	45	Alp Pav	1.9400	26000.	89	21612	No
267	GOM_NL__2PRFIN20060418_213626_000000422047_00015_21612_9130.N1	18-APR-2006 21:36:26	Dark	41.500	43	Alp TrA	1.9100	4250.0	83	21612	No
268	GOM_NL__2PRFIN20060418_213833_000000392047_00015_21612_9131.N1	18-APR-2006 21:38:33	Straylight	39.000	134	Bet TrA	2.8100	6600.0	78	21612	No
269	GOM_NL__2PRFIN20060418_214053_000000452047_00015_21612_9132.N1	18-APR-2006 21:40:53	Straylight	44.500	4	Alp1Cen	-0.010000	5800.0	89	21612	No
270	GOM_NL__2PRFIN20060418_214408_000000432047_00015_21612_9133.N1	18-APR-2006 21:44:08	Straylight	43.000	78	Alp Lup	2.3040	28000.	86	21612	No
271	GOM_NL__2PRFIN20060418_214554_000000402047_00015_21612_9134.N1	18-APR-2006 21:45:54	Straylight	39.500	64	Gam Cen	2.2000	10600.	79	21612	No
272	GOM_NL__2PRFIN20060418_214801_000000472047_00015_21612_9135.N1	18-APR-2006 21:48:01	Straylight	46.500	54	5The Cen	2.0550	4500.0	93	21612	No
273	GOM_NL__2PRFIN20060418_215302_000000422047_00015_21612_9136.N1	18-APR-2006 21:53:02	Tw_i_and_stray	41.500	106	9Bet Crv	2.6480	5600.0	83	21612	No
274	GOM_NL__2PRFIN20060418_215500_000000362047_00015_21612_9137.N1	18-APR-2006 21:55:00	Bright	35.500	163	7Del Crv	2.9450	11000.	71	21612	No
275	GOM_NL__2PRFIN20060418_215913_000000372047_00015_21612_9138.N1	18-APR-2006 21:59:13	Bright	36.500	121	29Gam Vir	2.7400	7200.0	73	21612	No
276	GOM_NL__2PRFIN20060418_220400_000000352047_00015_21612_9139.N1	18-APR-2006 22:04:00	Bright	35.000	62	94Bet Leo	2.1360	9700.0	70	21612	No
277	GOM_NL__2PRFIN20060418_221054_000000252047_00015_21612_9140.N1	18-APR-2006 22:10:54	Tw_i_and_stray	25.000	152	12Alp2CVn	2.8900	11000.	50	21612	No
278	GOM_NL__2PRFIN20060418_221236_000000362047_00015_21612_9141.N1	18-APR-2006 22:12:36	Bright	35.500	174	52Psi UMa	3.0040	4400.0	71	21612	No

279	GOM_NL__2PRFIN20060418_221455_000000352047_00015_21612_9142.N1	18-APR-2006 22:14:55	Bright	34.500	87	64Gam UMa	2.4330	11000.	69	21612	No
280	GOM_NL__2PRFIN20060418_221720_000000342047_00015_21612_9143.N1	18-APR-2006 22:17:20	Bright	34.000	36	50Alp UMa	1.8000	6300.0	68	21612	No
281	GOM_NL__2PRFIN20060418_222518_000000362047_00015_21612_9144.N1	18-APR-2006 22:25:18	Bright	36.000	49	1Alp UMi	1.9900	6300.0	72	21612	No
282	GOM_NL__2PRFIN20060418_223254_000000342047_00015_21612_9145.N1	18-APR-2006 22:32:54	Bright	34.000	76	27Gam Cas	2.3000	30000.	68	21612	No
283	GOM_NL__2PRFIN20060418_223412_000000332047_00015_21612_9146.N1	18-APR-2006 22:34:12	Bright	33.000	68	18Alp Cas	2.2250	4500.0	66	21612	No
284	GOM_NL__2PRFIN20060418_224237_000000362047_00015_21612_9147.N1	18-APR-2006 22:42:37	Bright	36.000	164	44Eta Peg	2.9480	5400.0	72	21612	No
285	GOM_NL__2PRFIN20060418_225910_000000432047_00015_21612_9148.N1	18-APR-2006 22:59:10	Dark	43.000	18	24Alp PsA	1.1660	9700.0	86	21612	No
286	GOM_NL__2PRFIN20060418_230441_000000452047_00015_21612_9149.N1	18-APR-2006 23:04:41	Dark	44.500	31	Alp Gru	1.7340	15200.	89	21612	No
287	GOM_NL__2PRFIN20060418_230947_000000412047_00016_21613_9129.N1	18-APR-2006 23:09:47	Dark	41.000	45	Alp Pav	1.9400	26000.	82	21613	No
288	GOM_NL__2PRFIN20060418_231702_000000392047_00016_21613_9130.N1	18-APR-2006 23:17:02	Dark	38.500	43	Alp TrA	1.9100	4250.0	77	21613	No
289	GOM_NL__2PRFIN20060418_231910_000000392047_00016_21613_9131.N1	18-APR-2006 23:19:10	Straylight	38.500	134	Bet TrA	2.8100	6600.0	77	21613	No
290	GOM_NL__2PRFIN20060418_232130_000000442047_00016_21613_9132.N1	18-APR-2006 23:21:30	Straylight	44.000	4	Alp1Cen	-0.010000	5800.0	88	21613	No
291	GOM_NL__2PRFIN20060418_232444_000000432047_00016_21613_9133.N1	18-APR-2006 23:24:44	Straylight	43.000	78	Alp Lup	2.3040	28000.	86	21613	No
292	GOM_NL__2PRFIN20060418_232630_000000392047_00016_21613_9134.N1	18-APR-2006 23:26:30	Straylight	38.500	64	Gam Cen	2.2000	10600.	77	21613	No
293	GOM_NL__2PRFIN20060418_232837_000000472047_00016_21613_9135.N1	18-APR-2006 23:28:37	Straylight	47.000	54	5The Cen	2.0550	4500.0	94	21613	No
294	GOM_NL__2PRFIN20060418_233338_000000432047_00016_21613_9136.N1	18-APR-2006 23:33:38	Twi_and_stray	42.500	106	9Bet Crv	2.6480	5600.0	85	21613	No
295	GOM_NL__2PRFIN20060418_233536_000000362047_00016_21613_9137.N1	18-APR-2006 23:35:36	Bright	35.500	163	7Del Crv	2.9450	11000.	71	21613	No
296	GOM_NL__2PRFIN20060418_233949_000000362047_00016_21613_9138.N1	18-APR-2006 23:39:49	Bright	35.500	121	29Gam Vir	2.7400	7200.0	71	21613	No
297	GOM_NL__2PRFIN20060418_234436_000000352047_00016_21613_9139.N1	18-APR-2006 23:44:36	Bright	35.000	62	94Bet Leo	2.1360	9700.0	70	21613	No
298	GOM_NL__2PRFIN20060418_235130_000000252047_00016_21613_9140.N1	18-APR-2006 23:51:30	Twi_and_stray	25.000	152	12Alp2CVn	2.8900	11000.	50	21613	No
299	GOM_NL__2PRFIN20060418_235312_000000372047_00016_21613_9141.N1	18-APR-2006 23:53:12	Bright	36.500	174	52Psi UMa	3.0040	4400.0	73	21613	No
300	GOM_NL__2PRFIN20060418_235531_000000362047_00016_21613_9142.N1	18-APR-2006 23:55:31	Bright	35.500	87	64Gam UMa	2.4330	11000.	71	21613	No
301	GOM_NL__2PRFIN20060418_235756_000000352047_00016_21613_9143.N1	18-APR-2006 23:57:56	Bright	34.500	36	50Alp UMa	1.8000	6300.0	69	21613	No

3. Quality information per product

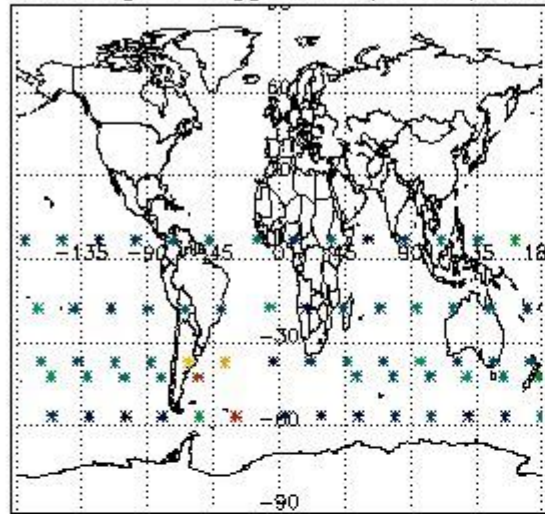
In this section it is plotted some information contained in the Quality Summary data set of the level 2 products. Only products in dark limb conditions and without errors (error flag in the MPH set to "0") are used.

3.1 Plot quality information per product (time dependant)

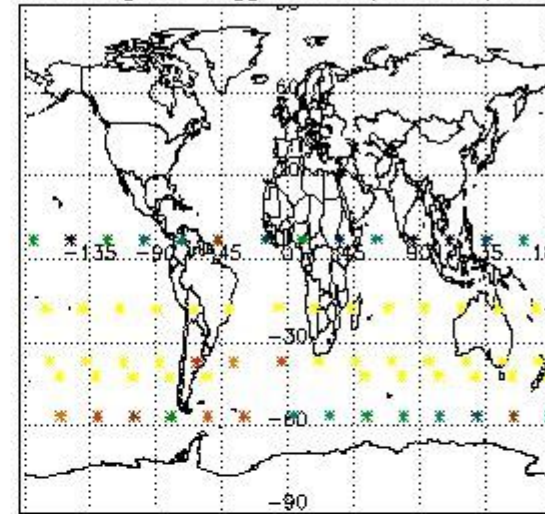


3.2 Plot quality information per product (world map)

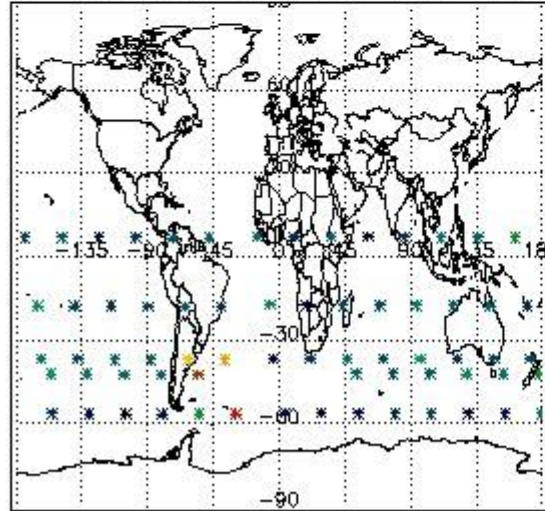
Percentage of flagged data per O3 profile



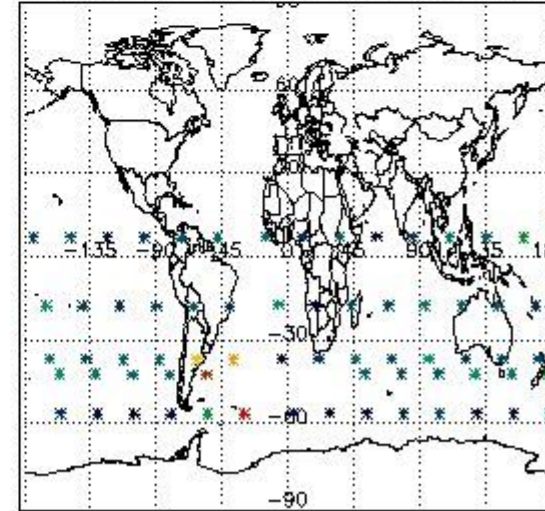
Percentage of flagged data per H2O profile



Percentage of flagged data per NO2 profile



Percentage of flagged data per NO3 profile

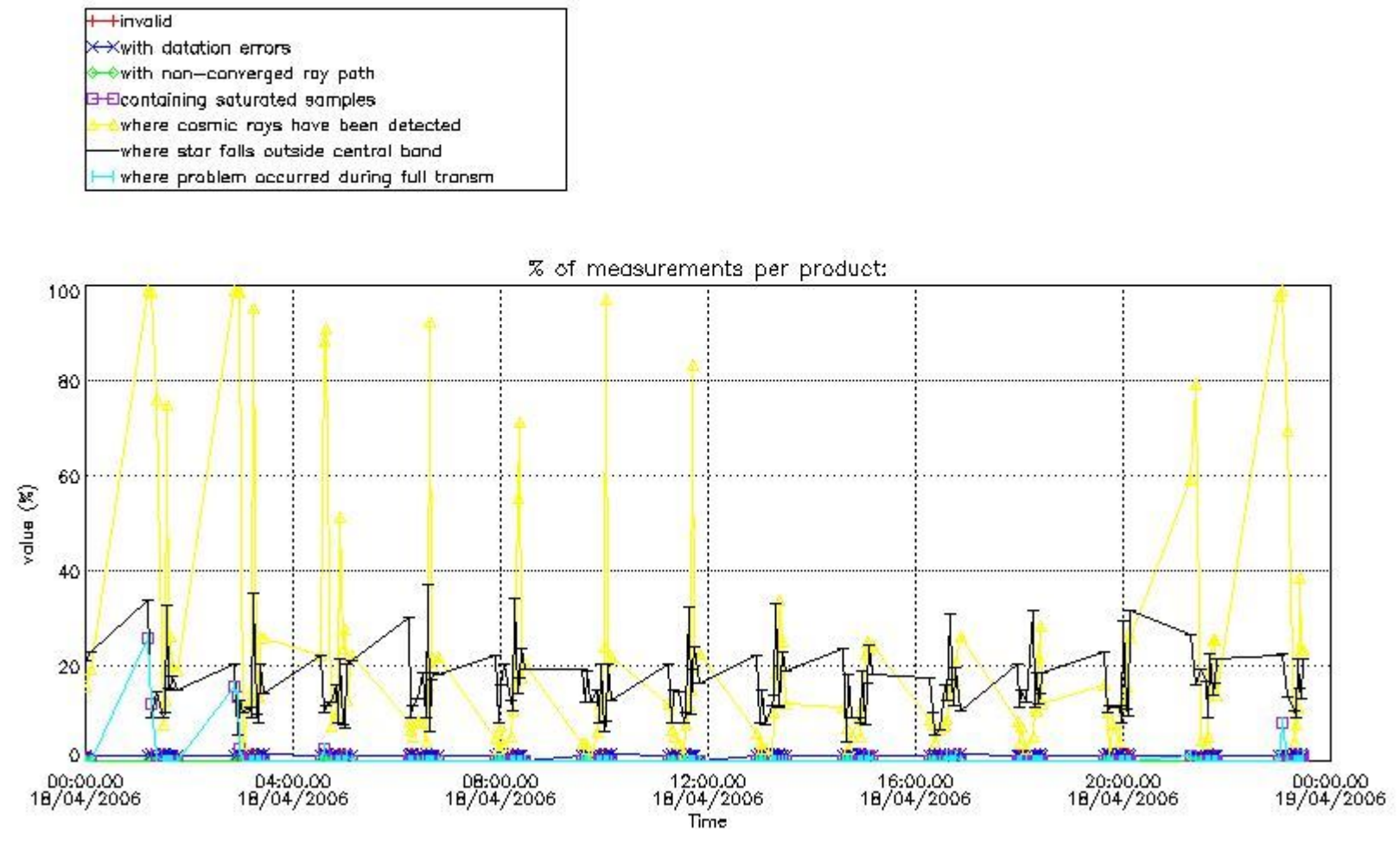


4. Level 1 quality information per product

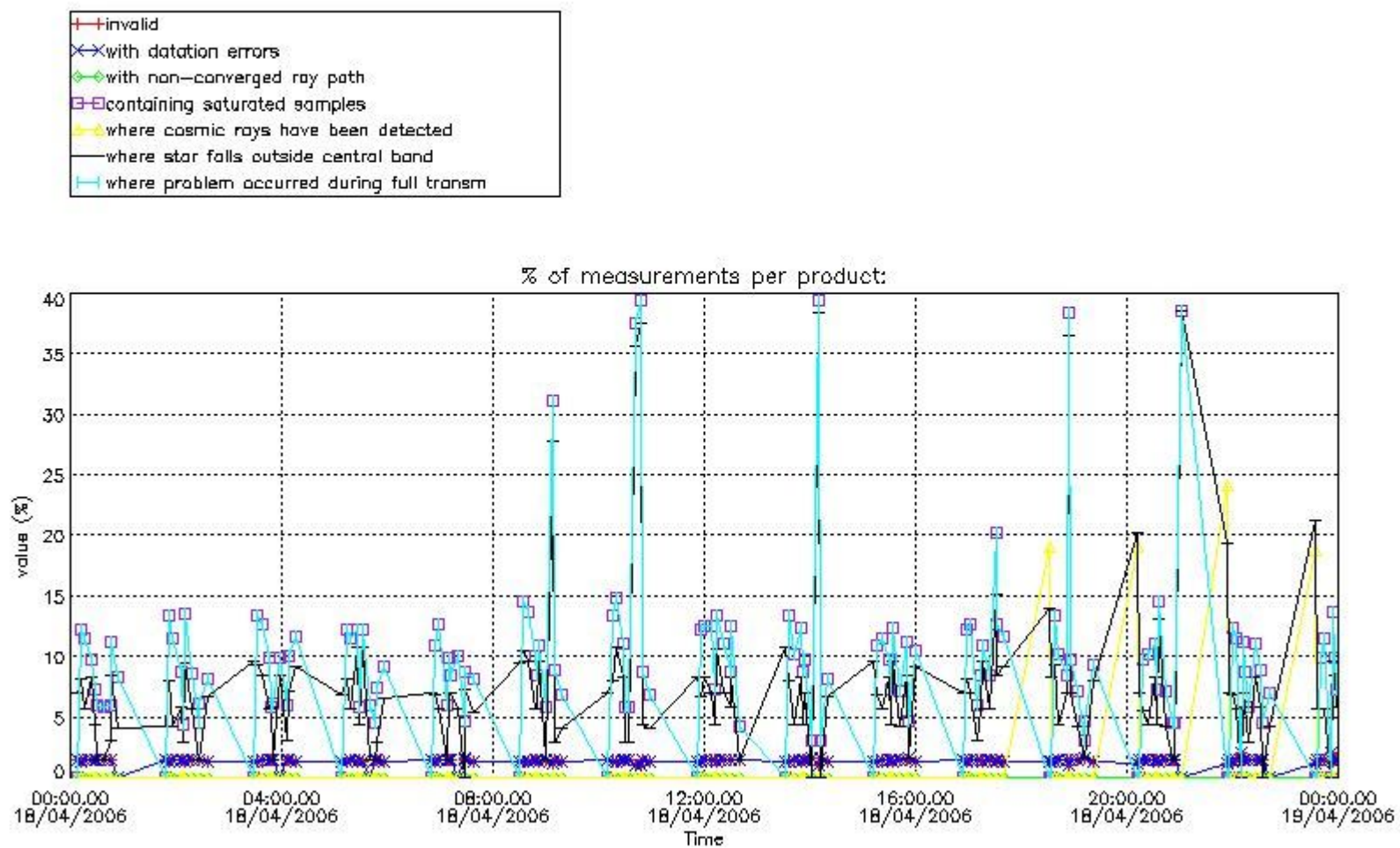
In this section it is plotted some information contained in the Quality Summary data set of the level 2 products that comes from the level 1b processing. Products without errors (error flag in the MPH set to "0") are used.

4.1 Plot quality information per product (time dependant) coming from level 1b processing

4.1.1 Plot level 1 quality information per product (time dependant): ENVISAT ASCENDING passes

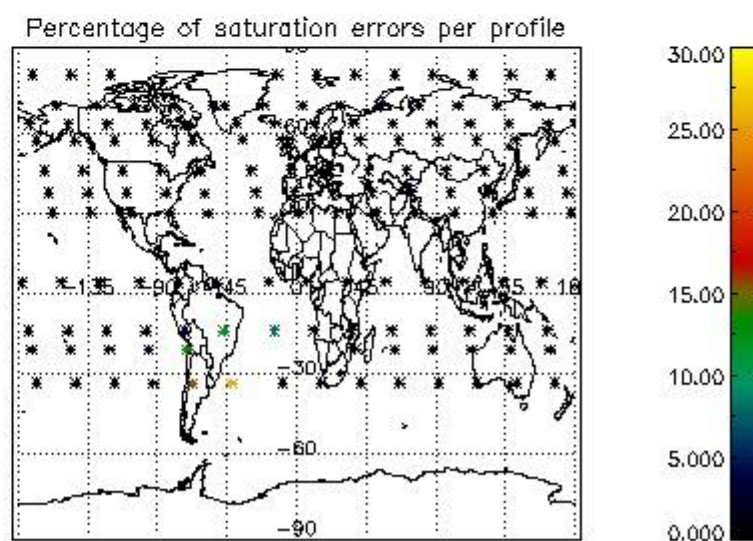
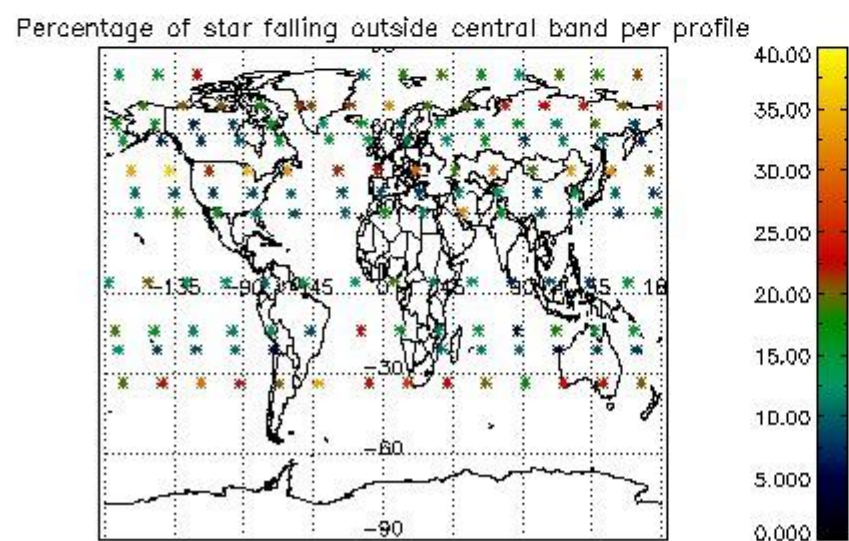
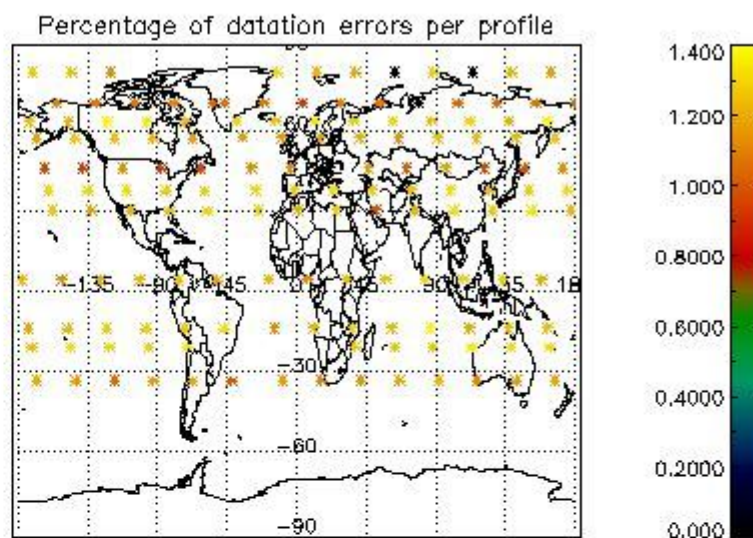
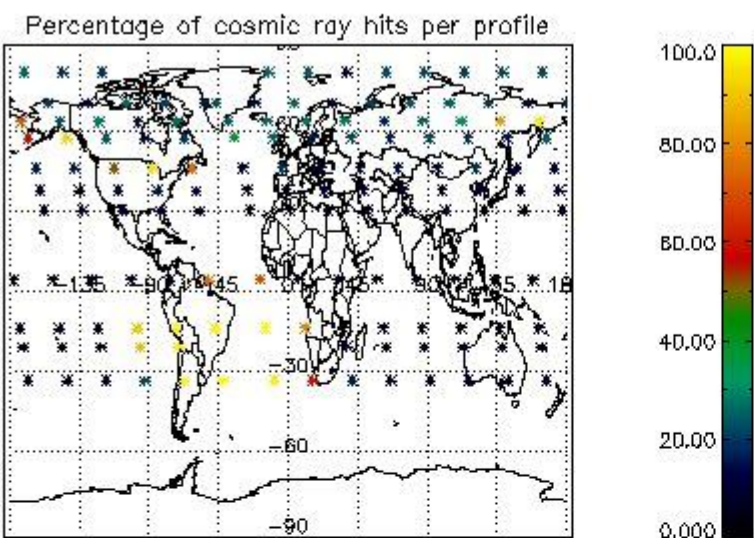


4.1.2 Plot level 1 quality information per product (time dependant): ENVI SAT DESCENDING passes

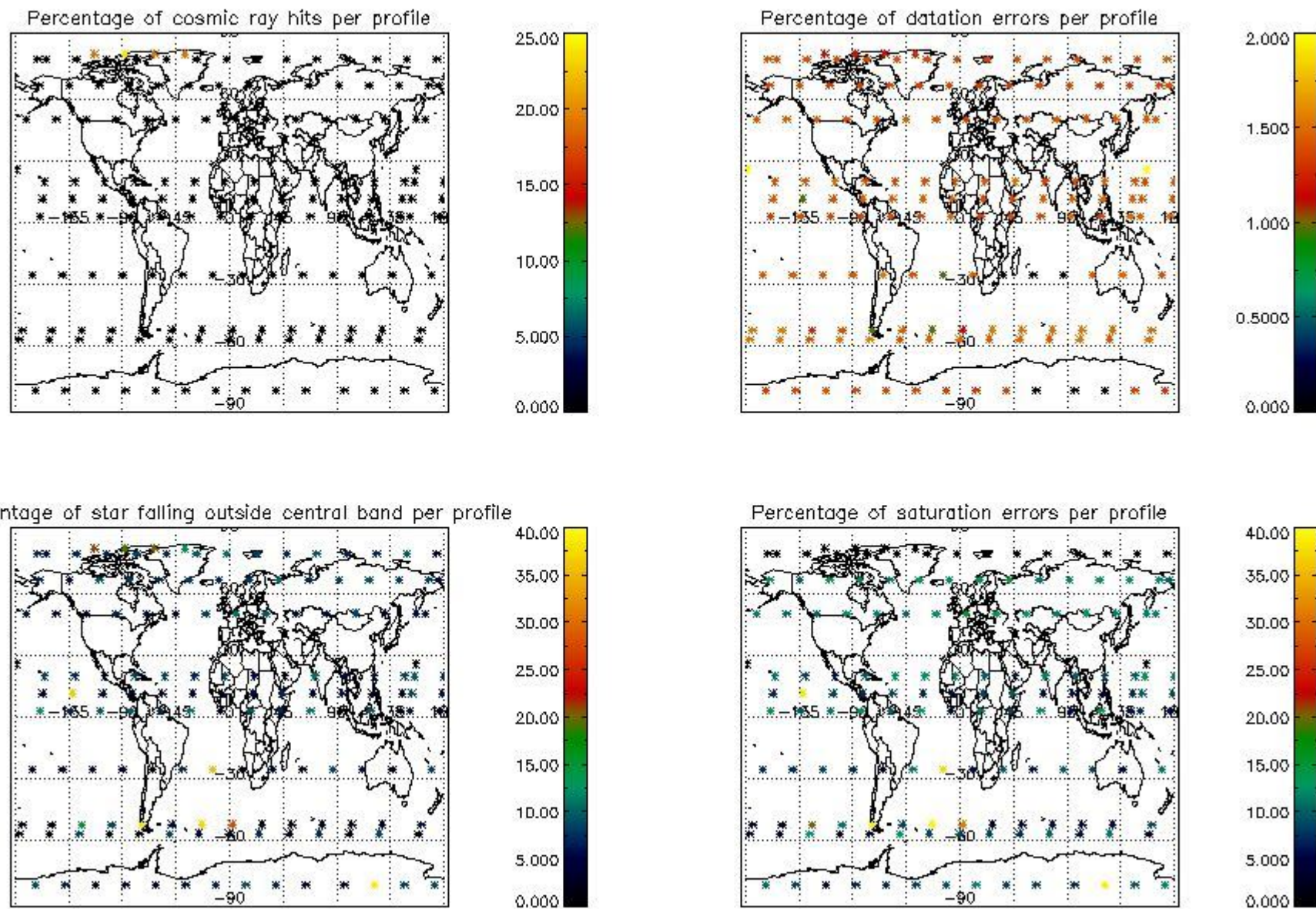


4.2 Plot quality information per product coming from level 1b processing (world map)

4.2.1 Plot level 1 quality information per product (world map): ENVISAT ASCENDING passes



4.2.2 Plot level 1 quality information per product (world map): ENVISAT DESCENDING passes



5. Trace gas profiles

5.1 Ozone statistics based on quality of products

The final quality of the products can be "measured" using the STD (Standard Deviation) attached to every point profile. This information is written to the parameter GOM_NL__2P/NL_LOCAL_SPECIES_DENSITY/o3_std of the level 2 products. The table below shows the statistics for given STD ranges.

The statistics are given with respect to the overall valid production:

- Products without fatal errors: GOM_NL__2P/MPH/PRODUCT_ERR=0
- Valid point profile: GOM_NL__2P/NL_LOCAL_SPECIES_DENSITY/pcd(0)=0

The 'Criteria' is applied to valid points of dark limb products:

- Products in dark limb illumination condition: GOM_NL__2P/NL_SUMMARY_QUALITY/obs_ill_cond=0
- Products without fatal errors: GOM_NL__2P/MPH/PRODUCT_ERR=0
- Valid point profile: GOM_NL__2P/NL_LOCAL_SPECIES_DENSITY/pcd(0)=0

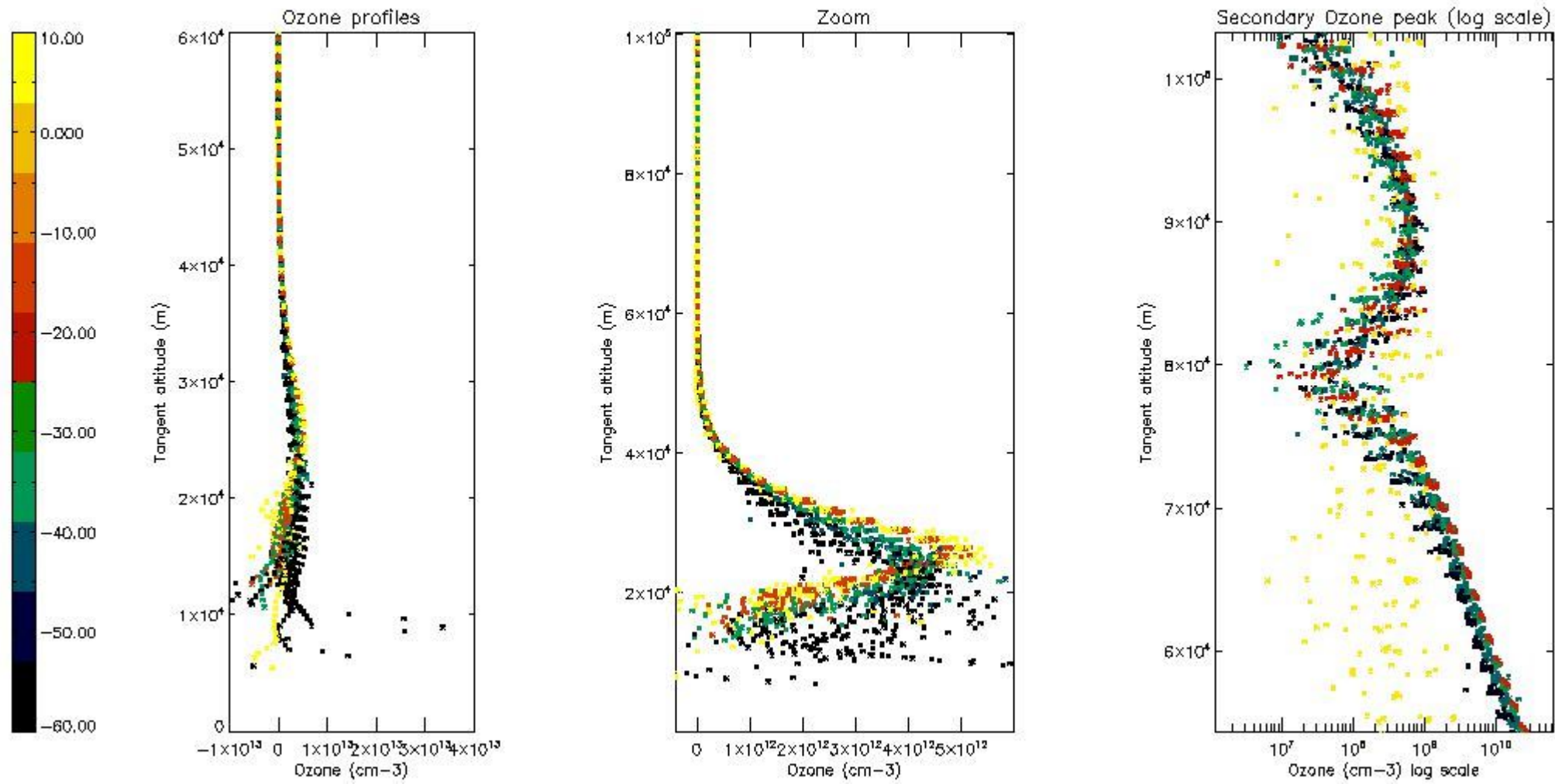
So, the table below shows the percentage of dark limb and valid observations for each criteria with respect to the overall valid daily observations.

Criteria	% of total production
All STD	24
STD < 20	14

STD < 10	11
STD < 5	7

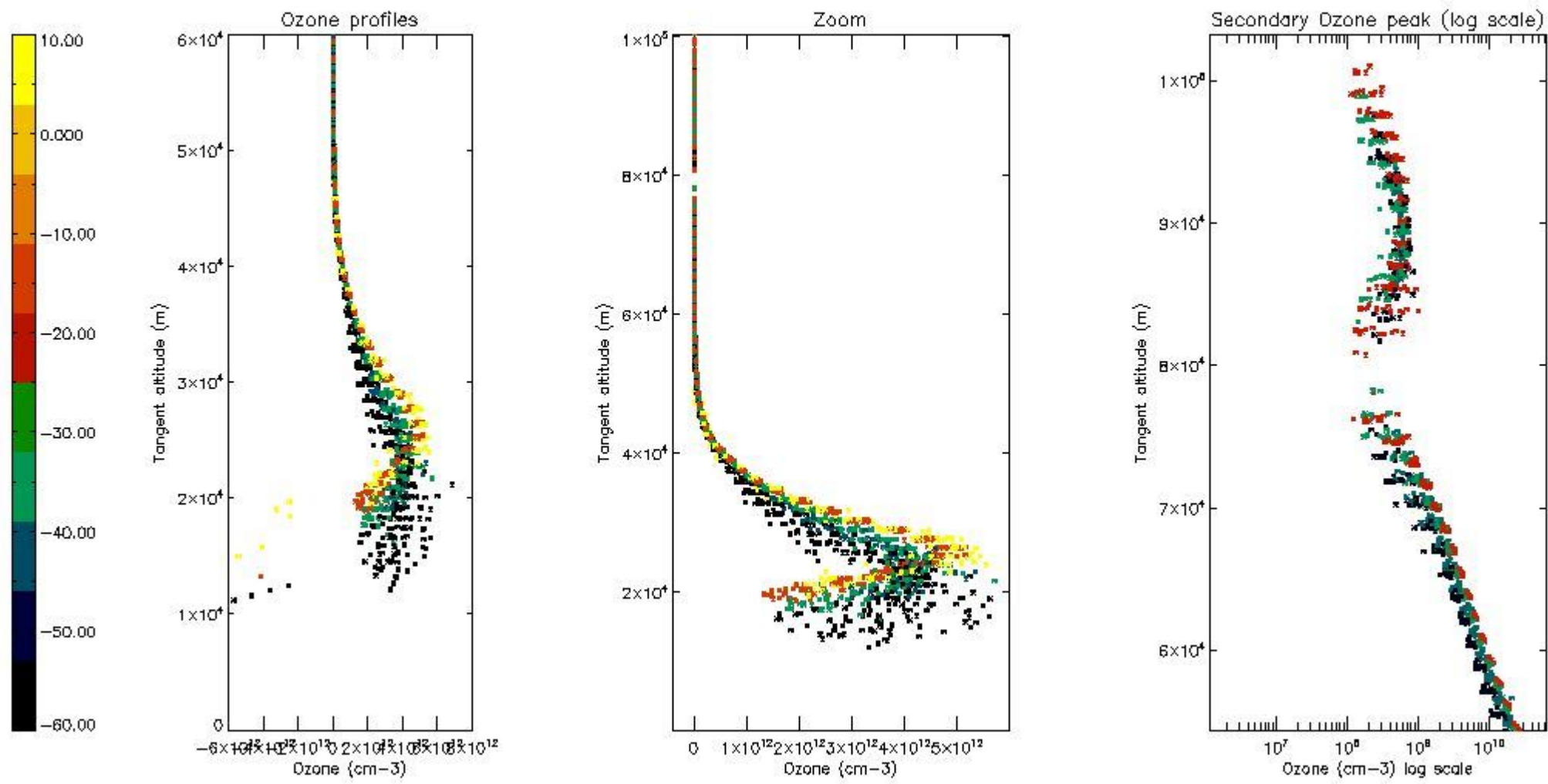
5.2 Plot ozone profiles for all STD (dark without errors)

The colorbar represents the latitude.



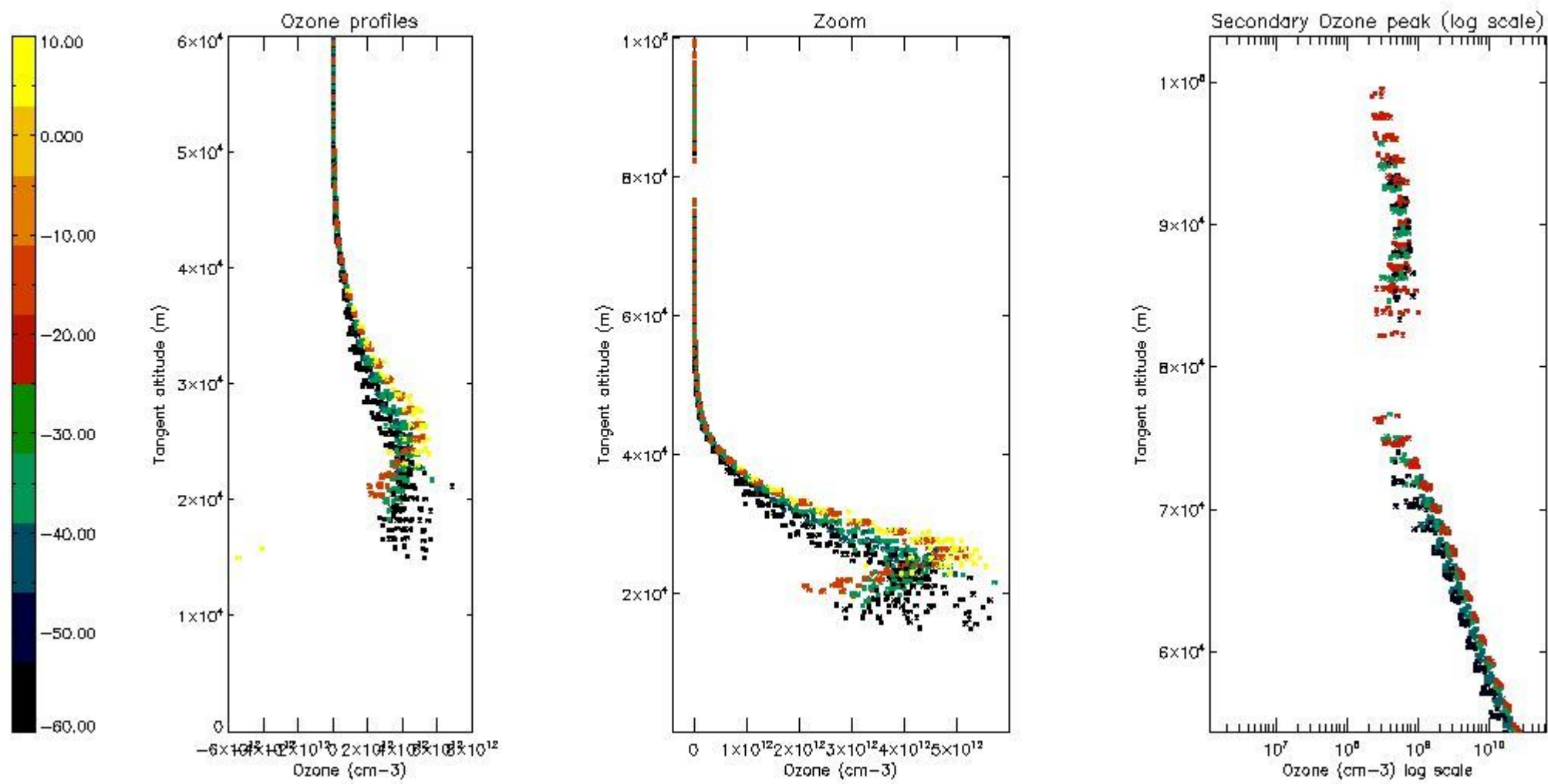
5.3 Plot ozone profiles where STD < 20% (dark without errors)

The colorbar represents the latitude.



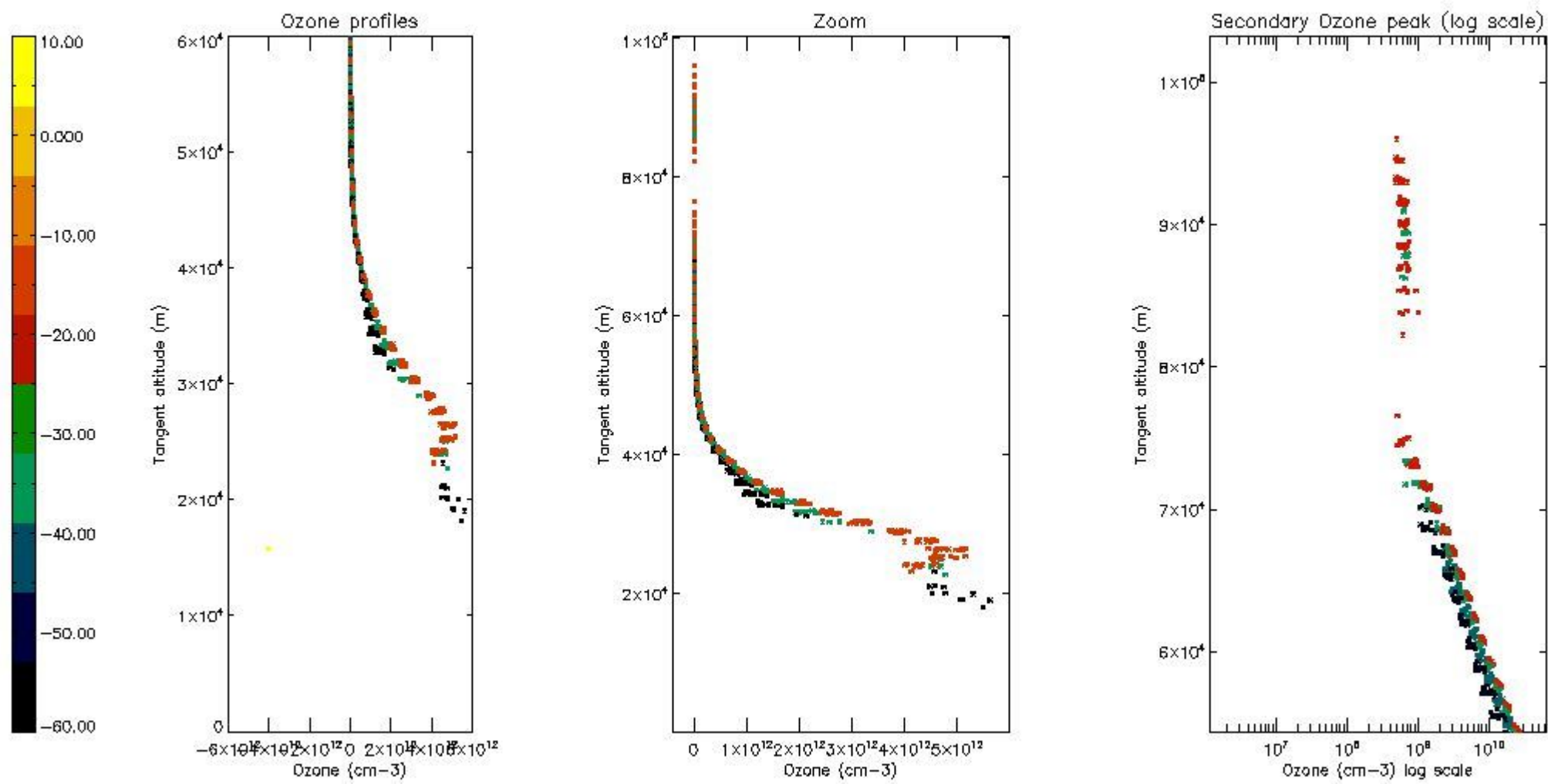
5.4 Plot ozone profiles where STD < 10% (dark without errors)

The colorbar represents the latitude.



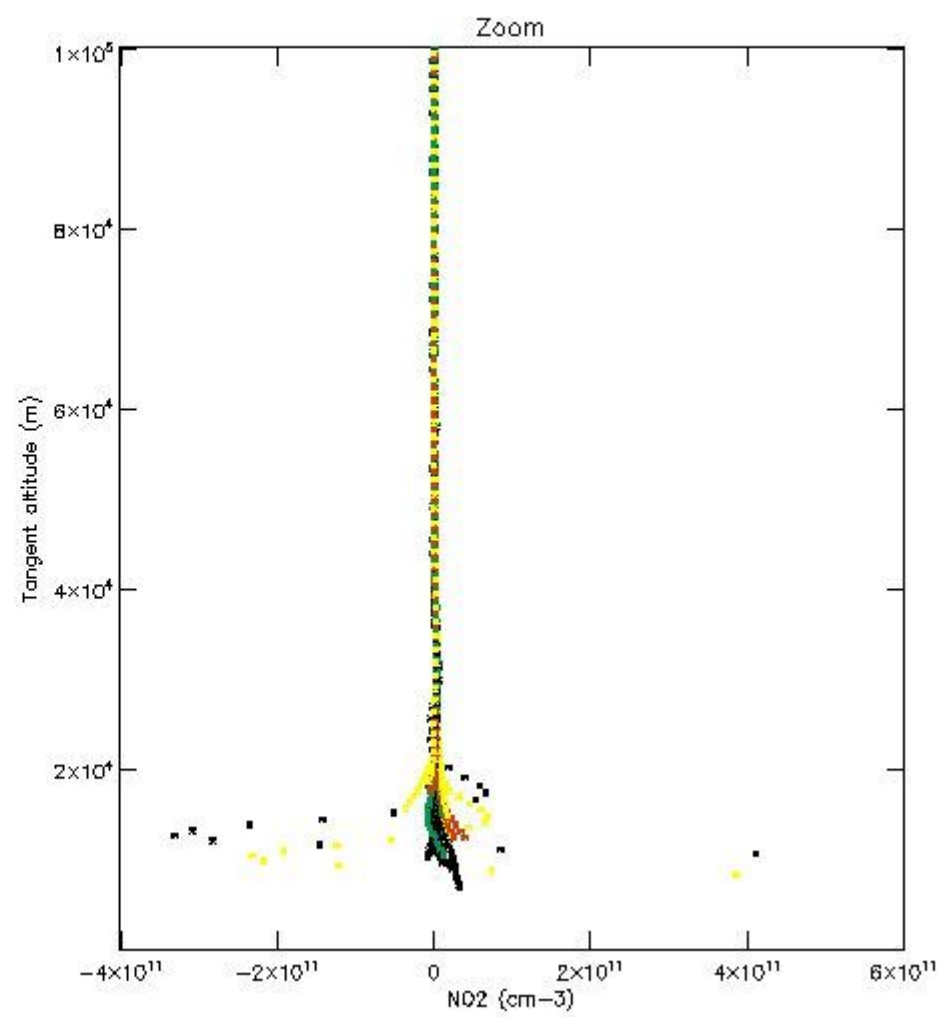
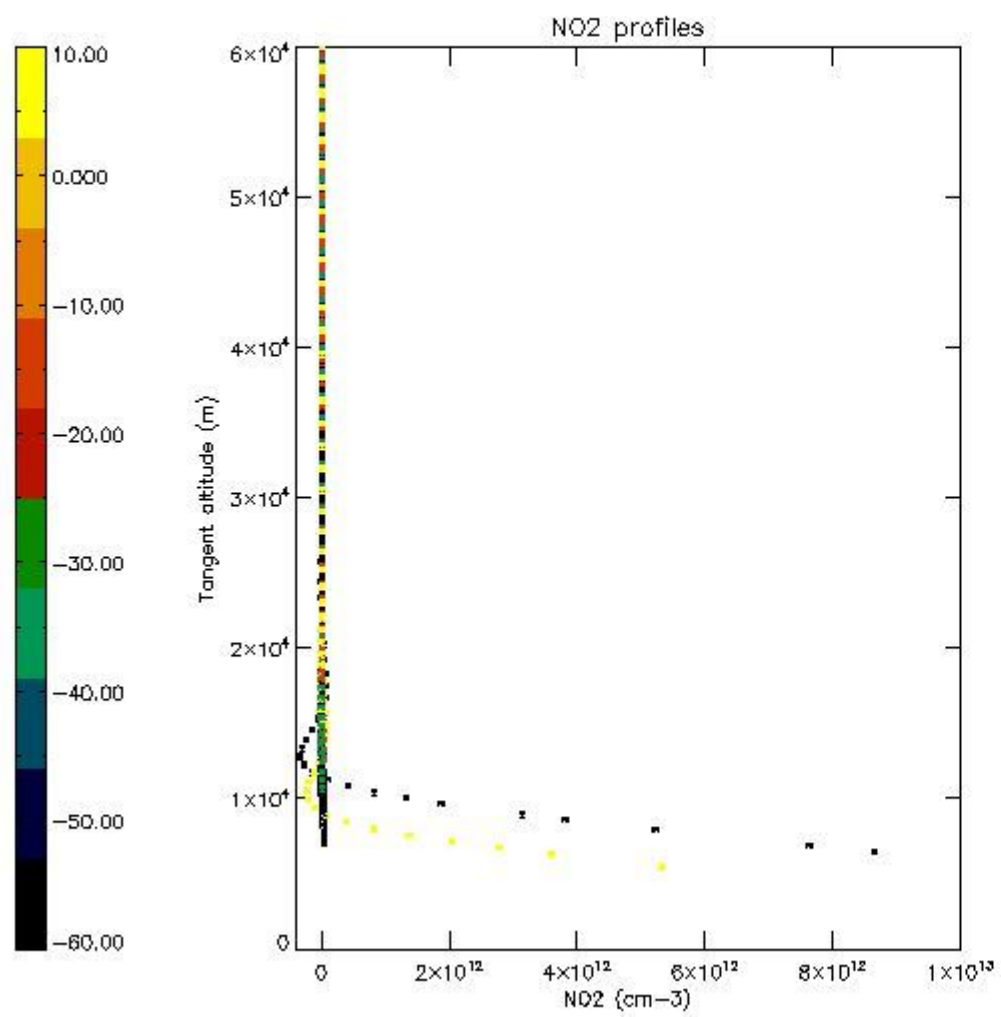
5.5 Plot ozone profiles where STD < 5% (dark without errors)

The colorbar represents the latitude.



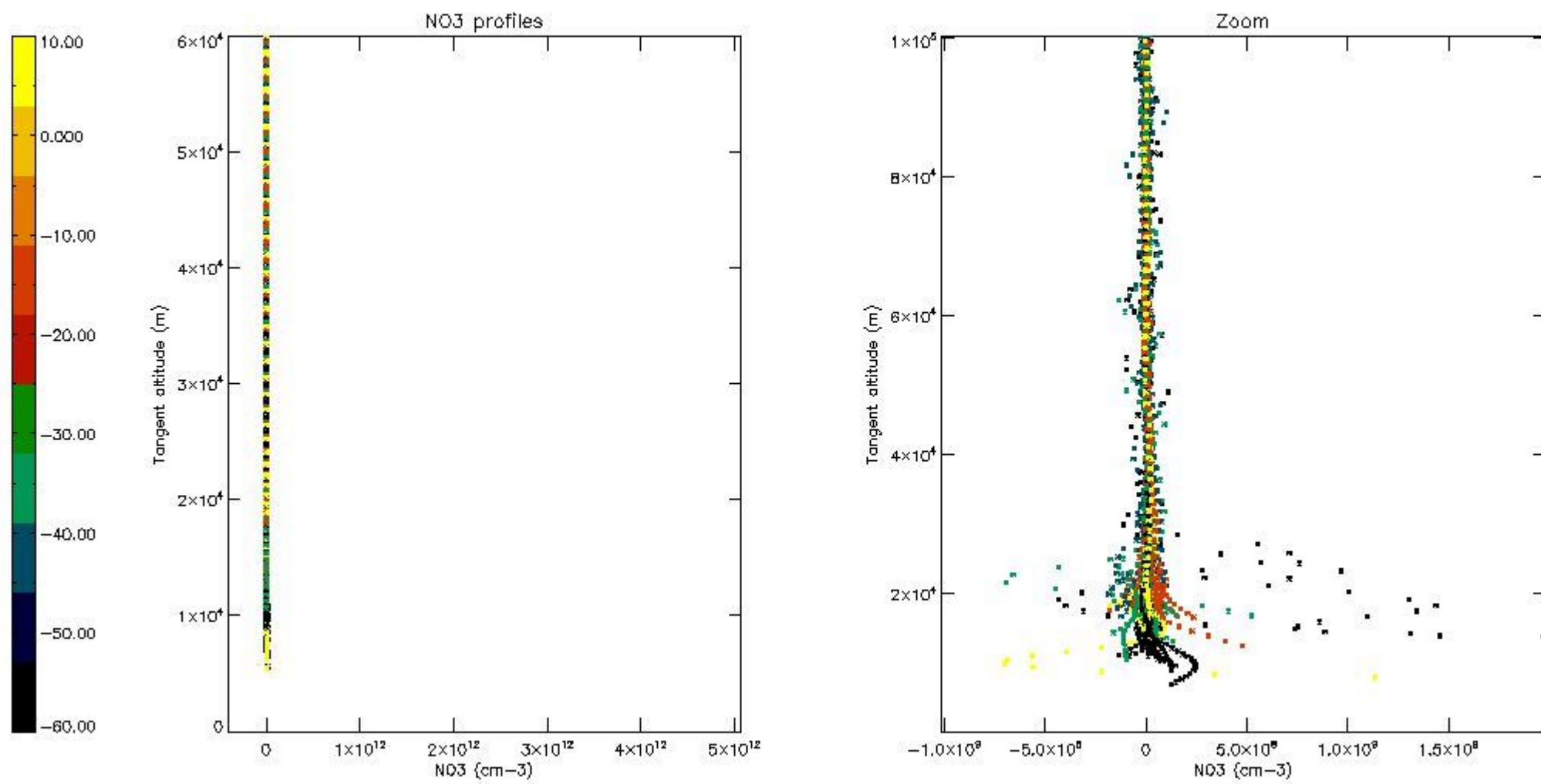
5.6 Plot NO₂ profiles for all STD (dark without errors)

The colorbar represents the latitude.



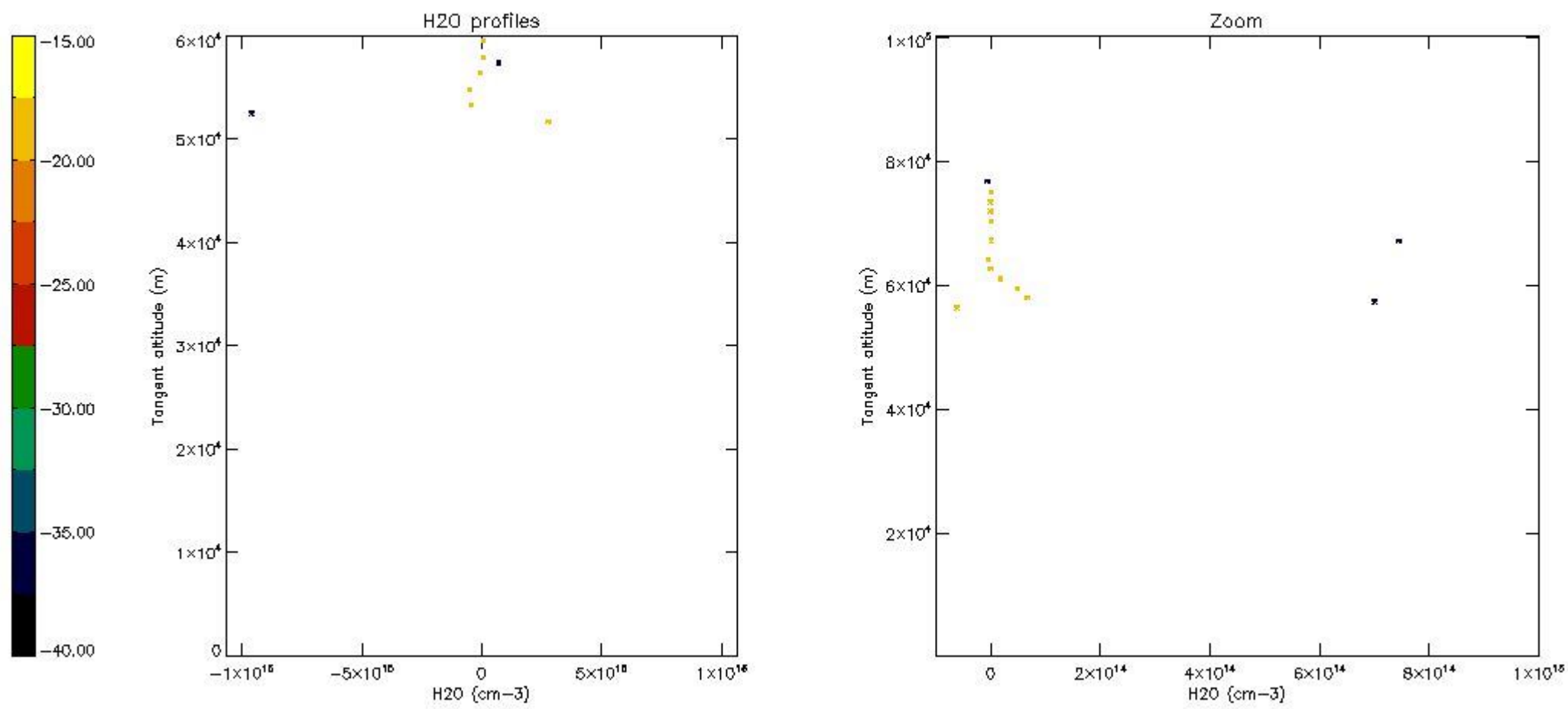
5.7 Plot NO3 profiles for all STD (dark without errors)

The colorbar represents the latitude.



5.8 Plot H₂O profiles for all STD (only for occultations of stars 1,2,3,4,13,14,16,26,63 dark without errors)

The colorbar represents the latitude.



6. Auxiliary Data Files used for the production reported in section 2

The number reported in the third column indicates since which file (see list in section 2) the corresponding auxiliary file has been used. The fourth column is the date of those product files.

Type	Auxiliary Filename	Used since product	Used since product date
INST_PHYS_CHARACTERISTICS	GOM_INS_AXVIEC20091111_143220_20030716_120000_20500101_000000	1	18-APR-2006 00:00:09
LEVEL-2_PROC_CONFIG	GOM_PR2_AXVIEC20091111_152718_20020301_000000_20500101_000000	1	18-APR-2006 00:00:09
CROSS_SECTIONS_FILE	GOM_CRS_AXVIEC20091111_154832_20020301_000000_20500101_000000	1	18-APR-2006 00:00:09

GOMOS Level 2 Daily Report

SUMMARY

[1. General Info](#)

[2. Summary of processed GOM_NL_2P products](#)

[3. Level 2 Quality information per product](#)

[3.1 Plot of level 2 quality information per product \(time dependant\)](#)

[3.2 Plot of level 2 quality information per product \(world map\)](#)

[4. Level 1 Quality information per product \(stored on level 2 products\)](#)

[4.1 Plot of level 1 quality information per product \(time dependant\)](#)

[4.1.1 Plot of level 1 quality information per product \(time dependant\): ASCENDING](#)

[4.1.2 Plot of level 1 quality information per product \(time dependant\): DESCENDING](#)

[4.2 Plot of level 1 quality information per product \(world map\)](#)

[4.2.1 Plot of level 1 quality information per product \(world map\): ASCENDING](#)

[4.2.2 Plot of level 1 quality information per product \(world map\): DESCENDING](#)

[5. Ozone profiles based on quality statistics and other trace gas profiles](#)

[5.1 Ozone statistics based on quality of products](#)

[5.2 Plot ozone profiles for all STD \(dark without errors\)](#)

[5.3 Plot ozone profiles where STD < 20% \(dark without errors\)](#)

[5.4. Plot ozone profiles where STD < 10% \(dark without errors\)](#)

[5.5. Plot ozone profiles where STD < 5% \(dark without errors\)](#)

[5.6 Plot NO2 profiles for all STD \(dark without errors\)](#)

[5.7 Plot NO3 profiles for all STD \(dark without errors\)](#)

[5.8 Plot H2O profiles \(only for occultations of stars 1,2,3,4,13,14,16,26,63 dark without errors\) for all STD](#)

[6. Auxiliary Data Files used for the production reported in section 2](#)

This report presents the daily analysis on parameters extracted from GOMOS level 2 data (GOM_NL__2P). It is intended to monitor some important parameters that will impact the quality of these products. A list of level 2 products (and content) that have arrived during the reporting day to the PCF is also given.

Item	Value
Time of report generation	23APR2013 18:34:14
Data source version	GOMOS/6.01
Start time of products	18-04-2006 (18APR2006 00:00:00)
Stop time of products	19-04-2006 (19APR2006 00:00:00)
Store outputs in DB	Yes
Nb of level 2 prods	301
Nb of prods with errors	0

2. Summary of processed GOM_NL__2P products.

Nr	Filename	UTC Start time	Limb	Duration	Star Id	Star Name	Star Mag	Star Temp	Nb Meas	Orbit	Prod. error
1	GOM_NL__2PRFIN20060418_000009_00000482047_00002_21599_9115.N1	18-APR-2006 00:00:09	Straylight	47.500	54	5The Cen	2.0550	4500.0	95	21599	No
2	GOM_NL__2PRFIN20060418_000512_00000442047_00002_21599_9116.N1	18-APR-2006 00:05:12	Twilight_stray	44.000	106	9Bet Crv	2.6480	5600.0	88	21599	No
3	GOM_NL__2PRFIN20060418_000711_00000362047_00002_21599_9117.N1	18-APR-2006 00:07:11	Bright	35.500	163	7Del Crv	2.9450	11000.	71	21599	No
4	GOM_NL__2PRFIN20060418_001125_00000372047_00002_21599_9118.N1	18-APR-2006 00:11:25	Bright	37.000	121	29Gam Vir	2.7400	7200.0	74	21599	No
5	GOM_NL__2PRFIN20060418_001611_00000352047_00002_21599_9119.N1	18-APR-2006 00:16:11	Bright	35.000	62	94Bet Leo	2.1360	9700.0	70	21599	No
6	GOM_NL__2PRFIN20060418_002446_00000362047_00002_21599_9120.N1	18-APR-2006 00:24:46	Bright	36.000	174	52Psi UMa	3.0040	4400.0	72	21599	No
7	GOM_NL__2PRFIN20060418_002707_00000352047_00002_21599_9121.N1	18-APR-2006 00:27:07	Bright	34.500	87	64Gam UMa	2.4330	11000.	69	21599	No
8	GOM_NL__2PRFIN20060418_002931_00000342047_00002_21599_9122.N1	18-APR-2006 00:29:31	Bright	33.500	36	50Alp UMa	1.8000	6300.0	67	21599	No
9	GOM_NL__2PRFIN20060418_003731_00000342047_00002_21599_9123.N1	18-APR-2006 00:37:31	Bright	34.000	49	1Alp UMi	1.9900	6300.0	68	21599	No
10	GOM_NL__2PRFIN20060418_004504_00000342047_00002_21599_9124.N1	18-APR-2006 00:45:04	Bright	33.500	76	27Gam Cas	2.3000	30000.	67	21599	No
11	GOM_NL__2PRFIN20060418_004622_00000362047_00002_21599_9125.N1	18-APR-2006 00:46:22	Bright	35.500	68	18Alp Cas	2.2250	4500.0	71	21599	No
12	GOM_NL__2PRFIN20060418_005447_00000372047_00002_21599_9126.N1	18-APR-2006 00:54:47	Bright	36.500	164	44Eta Peg	2.9480	5400.0	73	21599	No
13	GOM_NL__2PRFIN20060418_011119_00000512047_00002_21599_9127.N1	18-APR-2006 01:11:19	Dark	50.500	18	24Alp PsA	1.1660	9700.0	101	21599	No
14	GOM_NL__2PRFIN20060418_011649_00000382047_00002_21599_9128.N1	18-APR-2006 01:16:49	Dark	38.000	31	Alp Gru	1.7340	15200.	76	21599	No
15	GOM_NL__2PRFIN20060418_012152_00000422047_00003_21600_9109.N1	18-APR-2006 01:21:52	Dark	41.500	45	Alp Pav	1.9400	26000.	83	21600	No
16	GOM_NL__2PRFIN20060418_012910_00000392047_00003_21600_9110.N1	18-APR-2006 01:29:10	Dark	38.500	43	Alp TrA	1.9100	4250.0	77	21600	No
17	GOM_NL__2PRFIN20060418_013117_00000392047_00003_21600_9111.N1	18-APR-2006 01:31:17	Straylight	39.000	134	Bet TrA	2.8100	6600.0	78	21600	No
18	GOM_NL__2PRFIN20060418_013338_00000522047_00003_21600_9112.N1	18-APR-2006 01:33:38	Straylight	52.000	4	Alp1Cen	-0.010000	5800.0	104	21600	No
19	GOM_NL__2PRFIN20060418_013651_00000432047_00003_21600_9113.N1	18-APR-2006 01:36:51	Straylight	42.500	78	Alp Lup	2.3040	28000.	85	21600	No
20	GOM_NL__2PRFIN20060418_013840_00000402047_00003_21600_9114.N1	18-APR-2006 01:38:40	Straylight	40.000	64	Gam Cen	2.2000	10600.	80	21600	No
21	GOM_NL__2PRFIN20060418_014045_00000452047_00003_21600_9115.N1	18-APR-2006 01:40:45	Straylight	45.000	54	5The Cen	2.0550	4500.0	90	21600	No
22	GOM_NL__2PRFIN20060418_014548_00000402047_00003_21600_9116.N1	18-APR-2006 01:45:48	Twilight_stray	40.000	106	9Bet Crv	2.6480	5600.0	80	21600	No
23	GOM_NL__2PRFIN20060418_014747_00000352047_00003_21600_9117.N1	18-APR-2006 01:47:47	Bright	35.000	163	7Del Crv	2.9450	11000.	70	21600	No
24	GOM_NL__2PRFIN20060418_015201_00000382047_00003_21600_9118.N1	18-APR-2006 01:52:01	Bright	37.500	121	29Gam Vir	2.7400	7200.0	75	21600	No
25	GOM_NL__2PRFIN20060418_015647_00000352047_00003_21600_9119.N1	18-APR-2006 01:56:47	Bright	35.000	62	94Bet Leo	2.1360	9700.0	70	21600	No
26	GOM_NL__2PRFIN20060418_020522_00000352047_00003_21600_9120.N1	18-APR-2006 02:05:22	Bright	34.500	174	52Psi UMa	3.0040	4400.0	69	21600	No
27	GOM_NL__2PRFIN20060418_020743_00000342047_00003_21600_9121.N1	18-APR-2006 02:07:43	Bright	34.000	87	64Gam UMa	2.4330	11000.	68	21600	No
28	GOM_NL__2PRFIN20060418_021007_00000372047_00003_21600_9122.N1	18-APR-2006 02:10:07	Bright	37.000	36	50Alp UMa	1.8000	6300.0	74	21600	No
29	GOM_NL__2PRFIN20060418_021807_00000352047_00003_21600_9123.N1	18-APR-2006 02:18:07	Bright	35.000	49	1Alp UMi	1.9900	6300.0	70	21600	No
30	GOM_NL__2PRFIN20060418_022540_00000332047_00003_21600_9124.N1	18-APR-2006 02:25:40	Bright	33.000	76	27Gam Cas	2.3000	30000.	66	21600	No
31	GOM_NL__2PRFIN20060418_022658_00000332047_00003_21600_9125.N1	18-APR-2006 02:26:58	Bright	33.000	68	18Alp Cas	2.2250	4500.0	66	21600	No
32	GOM_NL__2PRFIN20060418_023524_00000372047_00003_21600_9126.N1	18-APR-2006 02:35:24	Bright	37.000	164	44Eta Peg	2.9480	5400.0	74	21600	No
33	GOM_NL__2PRFIN20060418_025155_00000422047_00003_21600_9127.N1	18-APR-2006 02:51:55	Dark	42.000	18	24Alp PsA	1.1660	9700.0	84	21600	No
34	GOM_NL__2PRFIN20060418_025526_00000372047_00003_21600_9128.N1	18-APR-2006 02:55:26	Dark	37.000	172	Gam Gru	3.0030	13100.	74	21600	No
35	GOM_NL__2PRFIN20060418_025726_00000392047_00003_21600_9129.N1	18-APR-2006 02:57:26	Dark	39.000	31	Alp Gru	1.7340	15200.	78	21600	No
36	GOM_NL__2PRFIN20060418_030229_00000402047_00004_21601_9109.N1	18-APR-2006 03:02:29	Dark	39.500	45	Alp Pav	1.9400	26000.	79	21601	No
37	GOM_NL__2PRFIN20060418_030946_00000402047_00004_21601_9110.N1	18-APR-2006 03:09:46	Dark	39.500	43	Alp TrA	1.9100	4250.0	79	21601	No
38	GOM_NL__2PRFIN20060418_031153_00000392047_00004_21601_9111.N1	18-APR-2006 03:11:53	Straylight	39.000	134	Bet TrA	2.8100	6600.0	78	21601	No
39	GOM_NL__2PRFIN20060418_031414_00000542047_00004_21601_9112.N1	18-APR-2006 03:14:14	Straylight	54.000	4	Alp1Cen	-0.010000	5800.0	108	21601	No
40	GOM_NL__2PRFIN20060418_031727_00000412047_00004_21601_9113.N1	18-APR-2006 03:17:27	Straylight	40.500	78	Alp Lup	2.3040	28000.	81	21601	No
41	GOM_NL__2PRFIN20060418_031916_00000372047_00004_21601_9114.N1	18-APR-2006 03:19:16	Straylight	37.000	64	Gam Cen	2.2000	10600.	74	21601	No
42	GOM_NL__2PRFIN20060418_032122_00000472047_00004_21601_9115.N1	18-APR-2006 03:21:22	Straylight	46.500	54	5The Cen	2.0550	4500.0	93	21601	No

43	GOM_NL__2PRFIN20060418_032624_000000392047_00004_21601_9116.N1	18-APR-2006 03:26:24	Twilight	39.000	106	9Bet Crv	2.6480	5600.0	78	21601	No
44	GOM_NL__2PRFIN20060418_032823_000000372047_00004_21601_9117.N1	18-APR-2006 03:28:23	Bright	36.500	163	7Del Crv	2.9450	11000.	73	21601	No
45	GOM_NL__2PRFIN20060418_033237_000000382047_00004_21601_9118.N1	18-APR-2006 03:32:37	Bright	37.500	121	29Gam Vir	2.7400	7200.0	75	21601	No
46	GOM_NL__2PRFIN20060418_033723_000000362047_00004_21601_9119.N1	18-APR-2006 03:37:23	Bright	35.500	62	94Bet Leo	2.1360	9700.0	71	21601	No
47	GOM_NL__2PRFIN20060418_034559_000000362047_00004_21601_9120.N1	18-APR-2006 03:45:59	Bright	35.500	174	52Psi UMa	3.0040	4400.0	71	21601	No
48	GOM_NL__2PRFIN20060418_034819_000000352047_00004_21601_9121.N1	18-APR-2006 03:48:19	Bright	34.500	87	64Gam UMa	2.4330	11000.	69	21601	No
49	GOM_NL__2PRFIN20060418_035044_000000332047_00004_21601_9122.N1	18-APR-2006 03:50:44	Bright	33.000	36	50Alp UMa	1.8000	6300.0	66	21601	No
50	GOM_NL__2PRFIN20060418_035843_000000362047_00004_21601_9123.N1	18-APR-2006 03:58:43	Bright	35.500	49	1Alp UMi	1.9900	6300.0	71	21601	No
51	GOM_NL__2PRFIN20060418_040616_000000342047_00004_21601_9124.N1	18-APR-2006 04:06:16	Bright	33.500	76	27Gam Cas	2.3000	30000.	67	21601	No
52	GOM_NL__2PRFIN20060418_040734_000000352047_00004_21601_9125.N1	18-APR-2006 04:07:34	Bright	35.000	68	18Alp Cas	2.2250	4500.0	70	21601	No
53	GOM_NL__2PRFIN20060418_041600_000000392047_00004_21601_9126.N1	18-APR-2006 04:16:00	Bright	38.500	164	44Eta Peg	2.9480	5400.0	77	21601	No
54	GOM_NL__2PRFIN20060418_043232_000000432047_00004_21601_9127.N1	18-APR-2006 04:32:32	Dark	43.000	18	24Alp PsA	1.1660	9700.0	86	21601	No
55	GOM_NL__2PRFIN20060418_043602_000000392047_00004_21601_9128.N1	18-APR-2006 04:36:02	Dark	39.000	172	Gam Gru	3.0030	13100.	78	21601	No
56	GOM_NL__2PRFIN20060418_043802_000000392047_00004_21601_9129.N1	18-APR-2006 04:38:02	Dark	39.000	31	Alp Gru	1.7340	15200.	78	21601	No
57	GOM_NL__2PRFIN20060418_044305_000000412047_00005_21602_9109.N1	18-APR-2006 04:43:05	Dark	40.500	45	Alp Pav	1.9400	26000.	81	21602	No
58	GOM_NL__2PRFIN20060418_045022_000000412047_00005_21602_9110.N1	18-APR-2006 04:50:22	Dark	41.000	43	Alp TrA	1.9100	4250.0	82	21602	No
59	GOM_NL__2PRFIN20060418_045230_000000382047_00005_21602_9111.N1	18-APR-2006 04:52:30	Straylight	38.000	134	Bet TrA	2.8100	6600.0	76	21602	No
60	GOM_NL__2PRFIN20060418_045450_000000442047_00005_21602_9112.N1	18-APR-2006 04:54:50	Straylight	44.000	4	Alp1Cen	-0.010000	5800.0	88	21602	No
61	GOM_NL__2PRFIN20060418_045804_000000402047_00005_21602_9113.N1	18-APR-2006 04:58:04	Straylight	40.000	78	Alp Lup	2.3040	28000.	80	21602	No
62	GOM_NL__2PRFIN20060418_045953_000000362047_00005_21602_9114.N1	18-APR-2006 04:59:53	Straylight	36.000	64	Gam Cen	2.2000	10600.	72	21602	No
63	GOM_NL__2PRFIN20060418_050158_000000472047_00005_21602_9115.N1	18-APR-2006 05:01:58	Straylight	46.500	54	5The Cen	2.0550	4500.0	93	21602	No
64	GOM_NL__2PRFIN20060418_050701_000000432047_00005_21602_9116.N1	18-APR-2006 05:07:01	Twilight	43.000	106	9Bet Crv	2.6480	5600.0	86	21602	No
65	GOM_NL__2PRFIN20060418_050859_000000372047_00005_21602_9117.N1	18-APR-2006 05:08:59	Bright	36.500	163	7Del Crv	2.9450	11000.	73	21602	No
66	GOM_NL__2PRFIN20060418_051313_000000372047_00005_21602_9118.N1	18-APR-2006 05:13:13	Bright	37.000	121	29Gam Vir	2.7400	7200.0	74	21602	No
67	GOM_NL__2PRFIN20060418_051800_000000352047_00005_21602_9119.N1	18-APR-2006 05:18:00	Bright	35.000	62	94Bet Leo	2.1360	9700.0	70	21602	No
68	GOM_NL__2PRFIN20060418_052635_000000372047_00005_21602_9120.N1	18-APR-2006 05:26:35	Bright	37.000	174	52Psi UMa	3.0040	4400.0	74	21602	No
69	GOM_NL__2PRFIN20060418_052855_000000352047_00005_21602_9121.N1	18-APR-2006 05:28:55	Bright	34.500	87	64Gam UMa	2.4330	11000.	69	21602	No
70	GOM_NL__2PRFIN20060418_053120_000000372047_00005_21602_9122.N1	18-APR-2006 05:31:20	Bright	37.000	36	50Alp UMa	1.8000	6300.0	74	21602	No
71	GOM_NL__2PRFIN20060418_053919_000000342047_00005_21602_9123.N1	18-APR-2006 05:39:19	Bright	33.500	49	1Alp UMi	1.9900	6300.0	67	21602	No
72	GOM_NL__2PRFIN20060418_054652_000000332047_00005_21602_9124.N1	18-APR-2006 05:46:52	Bright	33.000	76	27Gam Cas	2.3000	30000.	66	21602	No
73	GOM_NL__2PRFIN20060418_054811_000000342047_00005_21602_9125.N1	18-APR-2006 05:48:11	Bright	34.000	68	18Alp Cas	2.2250	4500.0	68	21602	No
74	GOM_NL__2PRFIN20060418_055636_000000382047_00005_21602_9126.N1	18-APR-2006 05:56:36	Bright	38.000	164	44Eta Peg	2.9480	5400.0	76	21602	No
75	GOM_NL__2PRFIN20060418_061308_000000482047_00005_21602_9127.N1	18-APR-2006 06:13:08	Dark	48.000	18	24Alp PsA	1.1660	9700.0	96	21602	No
76	GOM_NL__2PRFIN20060418_061639_000000392047_00005_21602_9128.N1	18-APR-2006 06:16:39	Dark	38.500	172	Gam Gru	3.0030	13100.	77	21602	No
77	GOM_NL__2PRFIN20060418_061838_000000392047_00005_21602_9129.N1	18-APR-2006 06:18:38	Dark	39.000	31	Alp Gru	1.7340	15200.	78	21602	No
78	GOM_NL__2PRFIN20060418_062342_000000422047_00006_21603_9109.N1	18-APR-2006 06:23:42	Dark	41.500	45	Alp Pav	1.9400	26000.	83	21603	No
79	GOM_NL__2PRFIN20060418_063059_000000432047_00006_21603_9110.N1	18-APR-2006 06:30:59	Dark	43.000	43	Alp TrA	1.9100	4250.0	86	21603	No
80	GOM_NL__2PRFIN20060418_063306_000000392047_00006_21603_9111.N1	18-APR-2006 06:33:06	Straylight	38.500	134	Bet TrA	2.8100	6600.0	77	21603	No
81	GOM_NL__2PRFIN20060418_063527_000000542047_00006_21603_9112.N1	18-APR-2006 06:35:27	Straylight	54.000	4	Alp1Cen	-0.010000	5800.0	108	21603	No
82	GOM_NL__2PRFIN20060418_063840_000000402047_00006_21603_9113.N1	18-APR-2006 06:38:40	Straylight	39.500	78	Alp Lup	2.3040	28000.	79	21603	No
83	GOM_NL__2PRFIN20060418_064029_000000412047_00006_21603_9114.N1	18-APR-2006 06:40:29	Straylight	41.000	64	Gam Cen	2.2000	10600.	82	21603	No
84	GOM_NL__2PRFIN20060418_064235_000000462047_00006_21603_9115.N1	18-APR-2006 06:42:35	Straylight	45.500	54	5The Cen	2.0550	4500.0	91	21603	No
85	GOM_NL__2PRFIN20060418_064737_000000412047_00006_21603_9116.N1	18-APR-2006 06:47:37	Twilight	41.000	106	9Bet Crv	2.6480	5600.0	82	21603	No
86	GOM_NL__2PRFIN20060418_064935_000000362047_00006_21603_9117.N1	18-APR-2006 06:49:35	Bright	36.000	163	7Del Crv	2.9450	11000.	72	21603	No
87	GOM_NL__2PRFIN20060418_065349_000000372047_00006_21603_9118.N1	18-APR-2006 06:53:49	Bright	36.500	121	29Gam Vir	2.7400	7200.0	73	21603	No
88	GOM_NL__2PRFIN20060418_065836_000000362047_00006_21603_9119.N1	18-APR-2006 06:58:36	Bright	35.500	62	94Bet Leo	2.1360	9700.0	71	21603	No
89	GOM_NL__2PRFIN20060418_070711_000000342047_00006_21603_9120.N1	18-APR-2006 07:07:11	Bright	33.500	174	52Psi UMa	3.0040	4400.0	67	21603	No
90	GOM_NL__2PRFIN20060418_070931_000000362047_00006_21603_9121.N1	18-APR-2006 07:09:31	Bright	35.500	87	64Gam UMa	2.4330	11000.	71	21603	No
91	GOM_NL__2PRFIN20060418_071156_000000362047_00006_21603_9122.N1	18-APR-2006 07:11:56	Bright	35.500	36	50Alp UMa	1.8000	6300.0	71	21603	No
92	GOM_NL__2PRFIN20060418_071955_000000352047_00006_21603_9123.N1	18-APR-2006 07:19:55	Bright	35.000	49	1Alp UMi	1.9900	6300.0	70	21603	No
93	GOM_NL__2PRFIN20060418_072728_000000332047_00006_21603_9124.N1	18-APR-2006 07:27:28	Bright	32.500	76	27Gam Cas	2.3000	30000.	65	21603	No
94	GOM_NL__2PRFIN20060418_072847_000000352047_00006_21603_9125.N1	18-APR-2006 07:28:47	Bright	34.500	68	18Alp Cas	2.2250	4500.0	69	21603	No
95	GOM_NL__2PRFIN20060418_073712_000000372047_00006_21603_9126.N1	18-APR-2006 07:37:12	Bright	37.000	164	44Eta Peg	2.9480	5400.0	74	21603	No
96	GOM_NL__2PRFIN20060418_075344_000000432047_00006_21603_9127.N1	18-APR-2006 07:53:44	Dark	43.000	18	24Alp PsA	1.1660	9700.0	86	21603	No
97	GOM_NL__2PRFIN20060418_075715_000000382047_00006_21603_9128.N1	18-APR-2006 07:57:15	Dark	38.000	172	Gam Gru	3.0030	13100.	76	21603	No
98	GOM_NL__2PRFIN20060418_075915_000000412047_00006_21603_9129.N1	18-APR-2006 07:59:15	Dark	40.500	31	Alp Gru	1.7340	15200.	81	21603	No
99	GOM_NL__2PRFIN20060418_080418_000000452047_00007_21604_9109.N1	18-APR-2006 08:04:18	Dark	44.500	45	Alp Pav	1.9400	26000.	89	21604	No
100	GOM_NL__2PRFIN20060418_081135_000000402047_00007_21604_9110.N1	18-APR-2006 08:11:35	Dark	39.500	43	Alp TrA	1.9100	4250.0	79	21604	No
101	GOM_NL__2PRFIN20060418_081342_000000392047_00007_21604_9111.N1	18-APR-2006 08:13:42	Straylight	38.500	134	Bet TrA	2.8100	6600.0	77	21604	No

102	GOM_NL__2PRFIN20060418_081603_000000532047_00007_21604_9112.N1	18-APR-2006 08:16:03	Straylight	52.500	4	Alp1Cen	-0.010000	5800.0	105	21604	No
103	GOM_NL__2PRFIN20060418_081917_000000432047_00007_21604_9113.N1	18-APR-2006 08:19:17	Straylight	42.500	78	Alp Lup	2.3040	28000.	85	21604	No
104	GOM_NL__2PRFIN20060418_082105_000000402047_00007_21604_9114.N1	18-APR-2006 08:21:05	Straylight	40.000	64	Gam Cen	2.2000	10600.	80	21604	No
105	GOM_NL__2PRFIN20060418_082311_000000492047_00007_21604_9115.N1	18-APR-2006 08:23:11	Straylight	48.500	54	5The Cen	2.0550	4500.0	97	21604	No
106	GOM_NL__2PRFIN20060418_082813_000000422047_00007_21604_9116.N1	18-APR-2006 08:28:13	Tw_i_and_stray	41.500	106	9Bet Crv	2.6480	5600.0	83	21604	No
107	GOM_NL__2PRFIN20060418_083011_000000372047_00007_21604_9117.N1	18-APR-2006 08:30:11	Bright	37.000	163	7Del Crv	2.9450	11000.	74	21604	No
108	GOM_NL__2PRFIN20060418_083425_000000382047_00007_21604_9118.N1	18-APR-2006 08:34:25	Bright	38.000	121	29Gam Vir	2.7400	7200.0	76	21604	No
109	GOM_NL__2PRFIN20060418_083912_000000372047_00007_21604_9119.N1	18-APR-2006 08:39:12	Bright	36.500	62	94Bet Leo	2.1360	9700.0	73	21604	No
110	GOM_NL__2PRFIN20060418_084747_000000352047_00007_21604_9120.N1	18-APR-2006 08:47:47	Bright	35.000	174	52Psi UMa	3.0040	4400.0	70	21604	No
111	GOM_NL__2PRFIN20060418_085007_000000362047_00007_21604_9121.N1	18-APR-2006 08:50:07	Bright	35.500	87	64Gam UMa	2.4330	11000.	71	21604	No
112	GOM_NL__2PRFIN20060418_085232_000000372047_00007_21604_9122.N1	18-APR-2006 08:52:32	Bright	36.500	36	50Alp UMa	1.8000	6300.0	73	21604	No
113	GOM_NL__2PRFIN20060418_090031_000000342047_00007_21604_9123.N1	18-APR-2006 09:00:31	Bright	34.000	49	1Alp UMi	1.9900	6300.0	68	21604	No
114	GOM_NL__2PRFIN20060418_090805_000000452047_00007_21604_9124.N1	18-APR-2006 09:08:05	Bright	45.000	76	27Gam Cas	2.3000	30000.	90	21604	No
115	GOM_NL__2PRFIN20060418_090923_000000342047_00007_21604_9125.N1	18-APR-2006 09:09:23	Bright	34.000	68	18Alp Cas	2.2250	4500.0	68	21604	No
116	GOM_NL__2PRFIN20060418_091748_000000372047_00007_21604_9126.N1	18-APR-2006 09:17:48	Bright	36.500	164	44Eta Peg	2.9480	5400.0	73	21604	No
117	GOM_NL__2PRFIN20060418_093420_000000422047_00007_21604_9127.N1	18-APR-2006 09:34:20	Dark	41.500	18	24Alp PsA	1.1660	9700.0	83	21604	No
118	GOM_NL__2PRFIN20060418_093752_000000402047_00007_21604_9128.N1	18-APR-2006 09:37:52	Dark	40.000	172	Gam Gru	3.0030	13100.	80	21604	No
119	GOM_NL__2PRFIN20060418_093951_000000422047_00007_21604_9129.N1	18-APR-2006 09:39:51	Dark	42.000	31	Alp Gru	1.7340	15200.	84	21604	No
120	GOM_NL__2PRFIN20060418_094455_000000412047_00008_21605_9109.N1	18-APR-2006 09:44:55	Dark	40.500	45	Alp Pav	1.9400	26000.	81	21605	No
121	GOM_NL__2PRFIN20060418_095211_000000412047_00008_21605_9110.N1	18-APR-2006 09:52:11	Dark	40.500	43	Alp TrA	1.9100	4250.0	81	21605	No
122	GOM_NL__2PRFIN20060418_095419_000000382047_00008_21605_9111.N1	18-APR-2006 09:54:19	Straylight	38.000	134	Bet TrA	2.8100	6600.0	76	21605	No
123	GOM_NL__2PRFIN20060418_095639_000000442047_00008_21605_9112.N1	18-APR-2006 09:56:39	Straylight	44.000	4	Alp1Cen	-0.010000	5800.0	88	21605	No
124	GOM_NL__2PRFIN20060418_095953_000000402047_00008_21605_9113.N1	18-APR-2006 09:59:53	Straylight	39.500	78	Alp Lup	2.3040	28000.	79	21605	No
125	GOM_NL__2PRFIN20060418_100141_000000372047_00008_21605_9114.N1	18-APR-2006 10:01:41	Straylight	36.500	64	Gam Cen	2.2000	10600.	73	21605	No
126	GOM_NL__2PRFIN20060418_100347_000000472047_00008_21605_9115.N1	18-APR-2006 10:03:47	Straylight	46.500	54	5The Cen	2.0550	4500.0	93	21605	No
127	GOM_NL__2PRFIN20060418_100849_000000392047_00008_21605_9116.N1	18-APR-2006 10:08:49	Tw_i_and_stray	39.000	106	9Bet Crv	2.6480	5600.0	78	21605	No
128	GOM_NL__2PRFIN20060418_101047_000000362047_00008_21605_9117.N1	18-APR-2006 10:10:47	Bright	36.000	163	7Del Crv	2.9450	11000.	72	21605	No
129	GOM_NL__2PRFIN20060418_101501_000000382047_00008_21605_9118.N1	18-APR-2006 10:15:01	Bright	37.500	121	29Gam Vir	2.7400	7200.0	75	21605	No
130	GOM_NL__2PRFIN20060418_101948_000000372047_00008_21605_9119.N1	18-APR-2006 10:19:48	Bright	37.000	62	94Bet Leo	2.1360	9700.0	74	21605	No
131	GOM_NL__2PRFIN20060418_102823_000000362047_00008_21605_9120.N1	18-APR-2006 10:28:23	Bright	36.000	174	52Psi UMa	3.0040	4400.0	72	21605	No
132	GOM_NL__2PRFIN20060418_103043_000000342047_00008_21605_9121.N1	18-APR-2006 10:30:43	Bright	34.000	87	64Gam UMa	2.4330	11000.	68	21605	No
133	GOM_NL__2PRFIN20060418_103308_000000342047_00008_21605_9122.N1	18-APR-2006 10:33:08	Bright	34.000	36	50Alp UMa	1.8000	6300.0	68	21605	No
134	GOM_NL__2PRFIN20060418_104107_000000522047_00008_21605_9123.N1	18-APR-2006 10:41:07	Bright	52.000	49	1Alp UMi	1.9900	6300.0	104	21605	No
135	GOM_NL__2PRFIN20060418_104841_000000522047_00008_21605_9124.N1	18-APR-2006 10:48:41	Bright	52.000	76	27Gam Cas	2.3000	30000.	104	21605	No
136	GOM_NL__2PRFIN20060418_104959_000000352047_00008_21605_9125.N1	18-APR-2006 10:49:59	Bright	34.500	68	18Alp Cas	2.2250	4500.0	69	21605	No
137	GOM_NL__2PRFIN20060418_105824_000000372047_00008_21605_9126.N1	18-APR-2006 10:58:24	Bright	36.500	164	44Eta Peg	2.9480	5400.0	73	21605	No
138	GOM_NL__2PRFIN20060418_111456_000000422047_00008_21605_9127.N1	18-APR-2006 11:14:56	Dark	42.000	18	24Alp PsA	1.1660	9700.0	84	21605	No
139	GOM_NL__2PRFIN20060418_111828_000000382047_00008_21605_9128.N1	18-APR-2006 11:18:28	Dark	38.000	172	Gam Gru	3.0030	13100.	76	21605	No
140	GOM_NL__2PRFIN20060418_112027_000000402047_00008_21605_9129.N1	18-APR-2006 11:20:27	Dark	40.000	31	Alp Gru	1.7340	15200.	80	21605	No
141	GOM_NL__2PRFIN20060418_112531_000000422047_00009_21606_9129.N1	18-APR-2006 11:25:31	Dark	41.500	45	Alp Pav	1.9400	26000.	83	21606	No
142	GOM_NL__2PRFIN20060418_113248_000000382047_00009_21606_9130.N1	18-APR-2006 11:32:48	Dark	37.500	43	Alp TrA	1.9100	4250.0	75	21606	No
143	GOM_NL__2PRFIN20060418_113455_000000392047_00009_21606_9131.N1	18-APR-2006 11:34:55	Straylight	39.000	134	Bet TrA	2.8100	6600.0	78	21606	No
144	GOM_NL__2PRFIN20060418_113716_000000512047_00009_21606_9132.N1	18-APR-2006 11:37:16	Straylight	51.000	4	Alp1Cen	-0.010000	5800.0	102	21606	No
145	GOM_NL__2PRFIN20060418_114029_000000412047_00009_21606_9133.N1	18-APR-2006 11:40:29	Straylight	40.500	78	Alp Lup	2.3040	28000.	81	21606	No
146	GOM_NL__2PRFIN20060418_114217_000000422047_00009_21606_9134.N1	18-APR-2006 11:42:17	Straylight	41.500	64	Gam Cen	2.2000	10600.	83	21606	No
147	GOM_NL__2PRFIN20060418_114423_000000482047_00009_21606_9135.N1	18-APR-2006 11:44:23	Straylight	48.000	54	5The Cen	2.0550	4500.0	96	21606	No
148	GOM_NL__2PRFIN20060418_114925_000000402047_00009_21606_9136.N1	18-APR-2006 11:49:25	Tw_i_and_stray	40.000	106	9Bet Crv	2.6480	5600.0	80	21606	No
149	GOM_NL__2PRFIN20060418_115124_000000372047_00009_21606_9137.N1	18-APR-2006 11:51:24	Bright	36.500	163	7Del Crv	2.9450	11000.	73	21606	No
150	GOM_NL__2PRFIN20060418_115537_000000372047_00009_21606_9138.N1	18-APR-2006 11:55:37	Bright	37.000	121	29Gam Vir	2.7400	7200.0	74	21606	No
151	GOM_NL__2PRFIN20060418_120024_000000362047_00009_21606_9139.N1	18-APR-2006 12:00:24	Bright	36.000	62	94Bet Leo	2.1360	9700.0	72	21606	No
152	GOM_NL__2PRFIN20060418_120859_000000362047_00009_21606_9140.N1	18-APR-2006 12:08:59	Bright	36.000	174	52Psi UMa	3.0040	4400.0	72	21606	No
153	GOM_NL__2PRFIN20060418_121119_000000352047_00009_21606_9141.N1	18-APR-2006 12:11:19	Bright	34.500	87	64Gam UMa	2.4330	11000.	69	21606	No
154	GOM_NL__2PRFIN20060418_121344_000000382047_00009_21606_9142.N1	18-APR-2006 12:13:44	Bright	37.500	36	50Alp UMa	1.8000	6300.0	75	21606	No
155	GOM_NL__2PRFIN20060418_122143_000000362047_00009_21606_9143.N1	18-APR-2006 12:21:43	Bright	36.000	49	1Alp UMi	1.9900	6300.0	72	21606	No
156	GOM_NL__2PRFIN20060418_122917_000000352047_00009_21606_9144.N1	18-APR-2006 12:29:17	Bright	34.500	76	27Gam Cas	2.3000	30000.	69	21606	No
157	GOM_NL__2PRFIN20060418_123035_000000362047_00009_21606_9145.N1	18-APR-2006 12:30:35	Bright	36.000	68	18Alp Cas	2.2250	4500.0	72	21606	No
158	GOM_NL__2PRFIN20060418_123900_000000362047_00009_21606_9146.N1	18-APR-2006 12:39:00	Bright	35.500	164	44Eta Peg	2.9480	5400.0	71	21606	No
159	GOM_NL__2PRFIN20060418_125533_000000432047_00009_21606_9147.N1	18-APR-2006 12:55:33	Dark	43.000	18	24Alp PsA	1.1660	9700.0	86	21606	No
160	GOM_NL__2PRFIN20060418_125904_000000382047_00009_21606_9148.N1	18-APR-2006 12:59:04	Dark	38.000	172	Gam Gru	3.0030	13100.	76	21606	No

161	GOM_NL__2PRFIN20060418_130103_000000412047_00009_21606_9149.N1	18-APR-2006 13:01:03	Dark	40.500	31	Alp Gru	1.7340	15200.	81	21606	No
162	GOM_NL__2PRFIN20060418_130608_000000392047_00010_21607_9129.N1	18-APR-2006 13:06:08	Dark	39.000	45	Alp Pav	1.9400	26000.	78	21607	No
163	GOM_NL__2PRFIN20060418_131324_000000392047_00010_21607_9130.N1	18-APR-2006 13:13:24	Dark	39.000	43	Alp TrA	1.9100	4250.0	78	21607	No
164	GOM_NL__2PRFIN20060418_131531_000000402047_00010_21607_9131.N1	18-APR-2006 13:15:31	Straylight	40.000	134	Bet TrA	2.8100	6600.0	80	21607	No
165	GOM_NL__2PRFIN20060418_131752_000000522047_00010_21607_9132.N1	18-APR-2006 13:17:52	Straylight	51.500	4	Alp1Cen	-0.010000	5800.0	103	21607	No
166	GOM_NL__2PRFIN20060418_132105_000000412047_00010_21607_9133.N1	18-APR-2006 13:21:05	Straylight	40.500	78	Alp Lup	2.3040	28000.	81	21607	No
167	GOM_NL__2PRFIN20060418_132253_000000392047_00010_21607_9134.N1	18-APR-2006 13:22:53	Straylight	38.500	64	Gam Cen	2.2000	10600.	77	21607	No
168	GOM_NL__2PRFIN20060418_132500_000000482047_00010_21607_9135.N1	18-APR-2006 13:25:00	Straylight	48.000	54	5The Cen	2.0550	4500.0	96	21607	No
169	GOM_NL__2PRFIN20060418_133001_000000422047_00010_21607_9136.N1	18-APR-2006 13:30:01	Tw_i_and_stray	42.000	106	9Bet Crv	2.6480	5600.0	84	21607	No
170	GOM_NL__2PRFIN20060418_133200_000000372047_00010_21607_9137.N1	18-APR-2006 13:32:00	Bright	37.000	163	7Del Crv	2.9450	11000.	74	21607	No
171	GOM_NL__2PRFIN20060418_133613_000000382047_00010_21607_9138.N1	18-APR-2006 13:36:13	Bright	37.500	121	29Gam Vir	2.7400	7200.0	75	21607	No
172	GOM_NL__2PRFIN20060418_134100_000000352047_00010_21607_9139.N1	18-APR-2006 13:41:00	Bright	34.500	62	94Bet Leo	2.1360	9700.0	69	21607	No
173	GOM_NL__2PRFIN20060418_134935_000000372047_00010_21607_9140.N1	18-APR-2006 13:49:35	Bright	36.500	174	52Psi UMa	3.0040	4400.0	73	21607	No
174	GOM_NL__2PRFIN20060418_135155_000000352047_00010_21607_9141.N1	18-APR-2006 13:51:55	Bright	34.500	87	64Gam UMa	2.4330	11000.	69	21607	No
175	GOM_NL__2PRFIN20060418_135420_000000362047_00010_21607_9142.N1	18-APR-2006 13:54:20	Bright	36.000	36	50Alp UMa	1.8000	6300.0	72	21607	No
176	GOM_NL__2PRFIN20060418_140218_000000332047_00010_21607_9143.N1	18-APR-2006 14:02:18	Bright	32.500	49	1Alp UMi	1.9900	6300.0	65	21607	No
177	GOM_NL__2PRFIN20060418_140953_000000522047_00010_21607_9144.N1	18-APR-2006 14:09:53	Bright	52.000	76	27Gam Cas	2.3000	30000.	104	21607	No
178	GOM_NL__2PRFIN20060418_141111_000000322047_00010_21607_9145.N1	18-APR-2006 14:11:11	Bright	32.000	68	18Alp Cas	2.2250	4500.0	64	21607	No
179	GOM_NL__2PRFIN20060418_141936_000000372047_00010_21607_9146.N1	18-APR-2006 14:19:36	Bright	37.000	164	44Eta Peg	2.9480	5400.0	74	21607	No
180	GOM_NL__2PRFIN20060418_143609_000000452047_00010_21607_9147.N1	18-APR-2006 14:36:09	Dark	44.500	18	24Alp PsA	1.1660	9700.0	89	21607	No
181	GOM_NL__2PRFIN20060418_143941_000000372047_00010_21607_9148.N1	18-APR-2006 14:39:41	Dark	37.000	172	Gam Gru	3.0030	13100.	74	21607	No
182	GOM_NL__2PRFIN20060418_144140_000000422047_00010_21607_9149.N1	18-APR-2006 14:41:40	Dark	41.500	31	Alp Gru	1.7340	15200.	83	21607	No
183	GOM_NL__2PRFIN20060418_144644_000000392047_00011_21608_9129.N1	18-APR-2006 14:46:44	Dark	39.000	45	Alp Pav	1.9400	26000.	78	21608	No
184	GOM_NL__2PRFIN20060418_145400_000000382047_00011_21608_9130.N1	18-APR-2006 14:54:00	Dark	38.000	43	Alp TrA	1.9100	4250.0	76	21608	No
185	GOM_NL__2PRFIN20060418_145608_000000382047_00011_21608_9131.N1	18-APR-2006 14:56:08	Straylight	38.000	134	Bet TrA	2.8100	6600.0	76	21608	No
186	GOM_NL__2PRFIN20060418_145828_000000432047_00011_21608_9132.N1	18-APR-2006 14:58:28	Straylight	42.500	4	Alp1Cen	-0.010000	5800.0	85	21608	No
187	GOM_NL__2PRFIN20060418_150142_000000402047_00011_21608_9133.N1	18-APR-2006 15:01:42	Straylight	40.000	78	Alp Lup	2.3040	28000.	80	21608	No
188	GOM_NL__2PRFIN20060418_150329_000000402047_00011_21608_9134.N1	18-APR-2006 15:03:29	Straylight	40.000	64	Gam Cen	2.2000	10600.	80	21608	No
189	GOM_NL__2PRFIN20060418_150536_000000482047_00011_21608_9135.N1	18-APR-2006 15:05:36	Straylight	47.500	54	5The Cen	2.0550	4500.0	95	21608	No
190	GOM_NL__2PRFIN20060418_151037_000000412047_00011_21608_9136.N1	18-APR-2006 15:10:37	Tw_i_and_stray	41.000	106	9Bet Crv	2.6480	5600.0	82	21608	No
191	GOM_NL__2PRFIN20060418_151236_000000372047_00011_21608_9137.N1	18-APR-2006 15:12:36	Bright	36.500	163	7Del Crv	2.9450	11000.	73	21608	No
192	GOM_NL__2PRFIN20060418_151649_000000372047_00011_21608_9138.N1	18-APR-2006 15:16:49	Bright	36.500	121	29Gam Vir	2.7400	7200.0	73	21608	No
193	GOM_NL__2PRFIN20060418_152136_000000352047_00011_21608_9139.N1	18-APR-2006 15:21:36	Bright	35.000	62	94Bet Leo	2.1360	9700.0	70	21608	No
194	GOM_NL__2PRFIN20060418_153011_000000362047_00011_21608_9140.N1	18-APR-2006 15:30:11	Bright	36.000	174	52Psi UMa	3.0040	4400.0	72	21608	No
195	GOM_NL__2PRFIN20060418_153231_000000352047_00011_21608_9141.N1	18-APR-2006 15:32:31	Bright	34.500	87	64Gam UMa	2.4330	11000.	69	21608	No
196	GOM_NL__2PRFIN20060418_153456_000000372047_00011_21608_9142.N1	18-APR-2006 15:34:56	Bright	36.500	36	50Alp UMa	1.8000	6300.0	73	21608	No
197	GOM_NL__2PRFIN20060418_154254_000000352047_00011_21608_9143.N1	18-APR-2006 15:42:54	Bright	35.000	49	1Alp UMi	1.9900	6300.0	70	21608	No
198	GOM_NL__2PRFIN20060418_155029_000000362047_00011_21608_9144.N1	18-APR-2006 15:50:29	Bright	35.500	76	27Gam Cas	2.3000	30000.	71	21608	No
199	GOM_NL__2PRFIN20060418_155147_000000332047_00011_21608_9145.N1	18-APR-2006 15:51:47	Bright	32.500	68	18Alp Cas	2.2250	4500.0	65	21608	No
200	GOM_NL__2PRFIN20060418_160012_000000382047_00011_21608_9146.N1	18-APR-2006 16:00:12	Bright	38.000	164	44Eta Peg	2.9480	5400.0	76	21608	No
201	GOM_NL__2PRFIN20060418_161645_000000412047_00011_21608_9147.N1	18-APR-2006 16:16:45	Dark	40.500	18	24Alp PsA	1.1660	9700.0	81	21608	No
202	GOM_NL__2PRFIN20060418_162017_000000402047_00011_21608_9148.N1	18-APR-2006 16:20:17	Dark	39.500	172	Gam Gru	3.0030	13100.	79	21608	No
203	GOM_NL__2PRFIN20060418_162216_000000372047_00011_21608_9149.N1	18-APR-2006 16:22:16	Dark	36.500	31	Alp Gru	1.7340	15200.	73	21608	No
204	GOM_NL__2PRFIN20060418_162721_000000382047_00012_21609_9129.N1	18-APR-2006 16:27:21	Dark	38.000	45	Alp Pav	1.9400	26000.	76	21609	No
205	GOM_NL__2PRFIN20060418_163437_000000412047_00012_21609_9130.N1	18-APR-2006 16:34:37	Dark	41.000	43	Alp TrA	1.9100	4250.0	82	21609	No
206	GOM_NL__2PRFIN20060418_163644_000000402047_00012_21609_9131.N1	18-APR-2006 16:36:44	Straylight	39.500	134	Bet TrA	2.8100	6600.0	79	21609	No
207	GOM_NL__2PRFIN20060418_163905_000000502047_00012_21609_9132.N1	18-APR-2006 16:39:05	Straylight	50.000	4	Alp1Cen	-0.010000	5800.0	100	21609	No
208	GOM_NL__2PRFIN20060418_164218_000000442047_00012_21609_9133.N1	18-APR-2006 16:42:18	Straylight	44.000	78	Alp Lup	2.3040	28000.	88	21609	No
209	GOM_NL__2PRFIN20060418_164406_000000392047_00012_21609_9134.N1	18-APR-2006 16:44:06	Straylight	38.500	64	Gam Cen	2.2000	10600.	77	21609	No
210	GOM_NL__2PRFIN20060418_164612_000000462047_00012_21609_9135.N1	18-APR-2006 16:46:12	Straylight	46.000	54	5The Cen	2.0550	4500.0	92	21609	No
211	GOM_NL__2PRFIN20060418_165113_000000382047_00012_21609_9136.N1	18-APR-2006 16:51:13	Tw_i_and_stray	38.000	106	9Bet Crv	2.6480	5600.0	76	21609	No
212	GOM_NL__2PRFIN20060418_165312_000000362047_00012_21609_9137.N1	18-APR-2006 16:53:12	Bright	36.000	163	7Del Crv	2.9450	11000.	72	21609	No
213	GOM_NL__2PRFIN20060418_165725_000000372047_00012_21609_9138.N1	18-APR-2006 16:57:25	Bright	37.000	121	29Gam Vir	2.7400	7200.0	74	21609	No
214	GOM_NL__2PRFIN20060418_170212_000000362047_00012_21609_9139.N1	18-APR-2006 17:02:12	Bright	35.500	62	94Bet Leo	2.1360	9700.0	71	21609	No
215	GOM_NL__2PRFIN20060418_171048_000000342047_00012_21609_9140.N1	18-APR-2006 17:10:48	Bright	33.500	174	52Psi UMa	3.0040	4400.0	67	21609	No
216	GOM_NL__2PRFIN20060418_171307_000000362047_00012_21609_9141.N1	18-APR-2006 17:13:07	Bright	35.500	87	64Gam UMa	2.4330	11000.	71	21609	No
217	GOM_NL__2PRFIN20060418_171532_000000372047_00012_21609_9142.N1	18-APR-2006 17:15:32	Bright	36.500	36	50Alp UMa	1.8000	6300.0	73	21609	No
218	GOM_NL__2PRFIN20060418_172330_000000362047_00012_21609_9143.N1	18-APR-2006 17:23:30	Bright	35.500	49	1Alp UMi	1.9900	6300.0	71	21609	No
219	GOM_NL__2PRFIN20060418_173105_000000402047_00012_21609_9144.N1	18-APR-2006 17:31:05	Bright	39.500	76	27Gam Cas	2.3000	30000.	79	21609	No

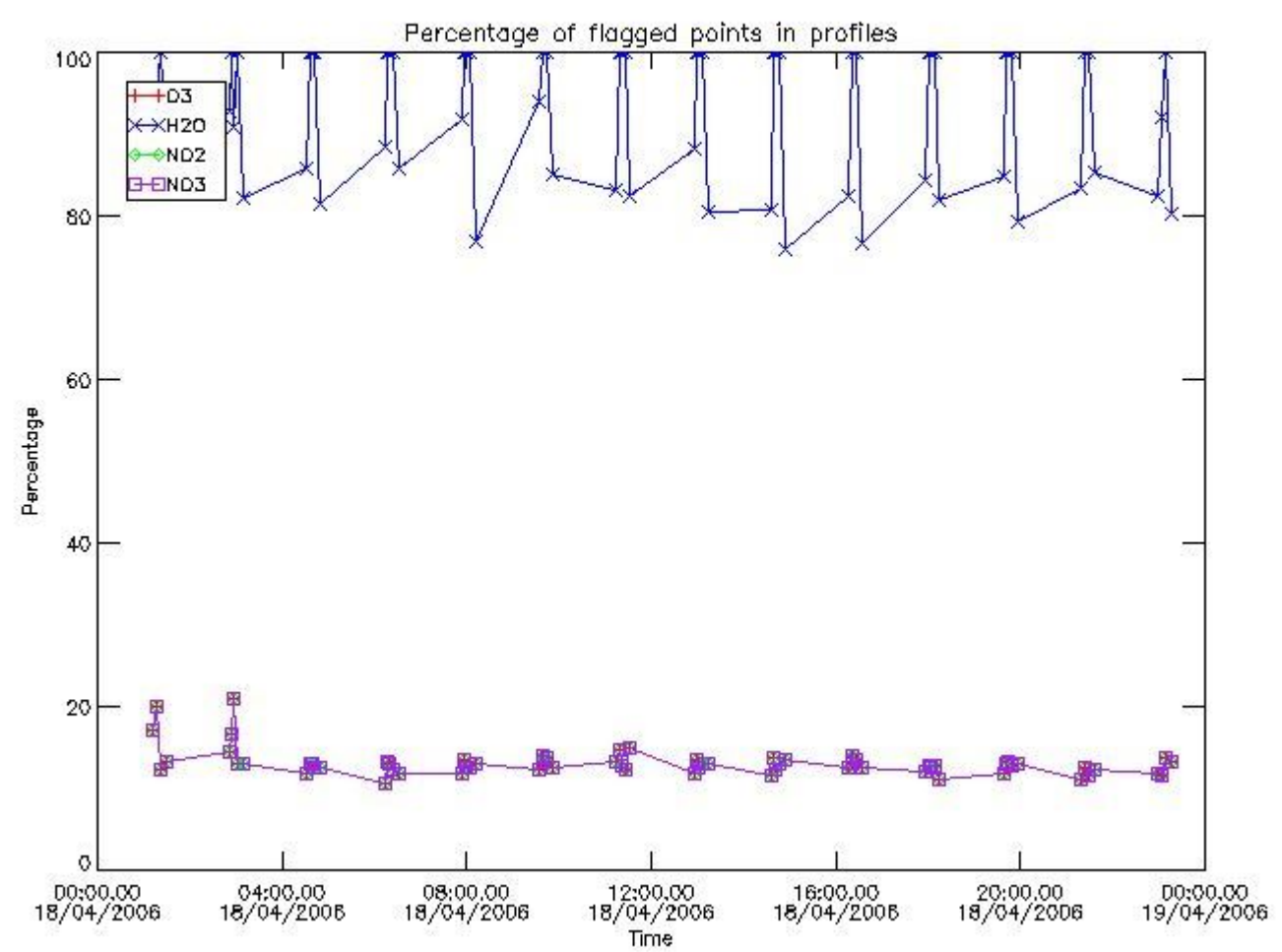
220	GOM_NL__2PRFIN20060418_173224_000000362047_00012_21609_9145.N1	18-APR-2006 17:32:24	Bright	35.500	68	18Alp Cas	2.2250	4500.0	71	21609	No
221	GOM_NL__2PRFIN20060418_174049_000000392047_00012_21609_9146.N1	18-APR-2006 17:40:49	Bright	38.500	164	44Eta Peg	2.9480	5400.0	77	21609	No
222	GOM_NL__2PRFIN20060418_175722_000000422047_00012_21609_9147.N1	18-APR-2006 17:57:22	Dark	42.000	18	24Alp PsA	1.1660	9700.0	84	21609	No
223	GOM_NL__2PRFIN20060418_180054_000000402047_00012_21609_9148.N1	18-APR-2006 18:00:54	Dark	40.000	172	Gam Gru	3.0030	13100.	80	21609	No
224	GOM_NL__2PRFIN20060418_180253_000000412047_00012_21609_9149.N1	18-APR-2006 18:02:53	Dark	40.500	31	Alp Gru	1.7340	15200.	81	21609	No
225	GOM_NL__2PRFIN20060418_180757_000000402047_00013_21610_9129.N1	18-APR-2006 18:07:57	Dark	40.000	45	Alp Pav	1.9400	26000.	80	21610	No
226	GOM_NL__2PRFIN20060418_181513_000000512047_00013_21610_9130.N1	18-APR-2006 18:15:13	Dark	50.500	43	Alp TrA	1.9100	4250.0	101	21610	No
227	GOM_NL__2PRFIN20060418_181721_000000402047_00013_21610_9131.N1	18-APR-2006 18:17:21	Straylight	39.500	134	Bet TrA	2.8100	6600.0	79	21610	No
228	GOM_NL__2PRFIN20060418_181941_000000432047_00013_21610_9132.N1	18-APR-2006 18:19:41	Straylight	43.000	4	Alp1Cen	-0.010000	5800.0	86	21610	No
229	GOM_NL__2PRFIN20060418_182255_000000422047_00013_21610_9133.N1	18-APR-2006 18:22:55	Straylight	41.500	78	Alp Lup	2.3040	28000.	83	21610	No
230	GOM_NL__2PRFIN20060418_182442_000000392047_00013_21610_9134.N1	18-APR-2006 18:24:42	Straylight	39.000	64	Gam Cen	2.2000	10600.	78	21610	No
231	GOM_NL__2PRFIN20060418_182649_000000462047_00013_21610_9135.N1	18-APR-2006 18:26:49	Straylight	45.500	54	5The Cen	2.0550	4500.0	91	21610	No
232	GOM_NL__2PRFIN20060418_183150_000000402047_00013_21610_9136.N1	18-APR-2006 18:31:50	Tw_i_and_stray	39.500	106	9Bet Crv	2.6480	5600.0	79	21610	No
233	GOM_NL__2PRFIN20060418_183348_000000372047_00013_21610_9137.N1	18-APR-2006 18:33:48	Bright	36.500	163	7Del Crv	2.9450	11000.	73	21610	No
234	GOM_NL__2PRFIN20060418_183801_000000382047_00013_21610_9138.N1	18-APR-2006 18:38:01	Bright	37.500	121	29Gam Vir	2.7400	7200.0	75	21610	No
235	GOM_NL__2PRFIN20060418_184248_000000352047_00013_21610_9139.N1	18-APR-2006 18:42:48	Bright	34.500	62	94Bet Leo	2.1360	9700.0	69	21610	No
236	GOM_NL__2PRFIN20060418_185124_000000362047_00013_21610_9140.N1	18-APR-2006 18:51:24	Bright	35.500	174	52Psi UMa	3.0040	4400.0	71	21610	No
237	GOM_NL__2PRFIN20060418_185343_000000522047_00013_21610_9141.N1	18-APR-2006 18:53:43	Bright	52.000	87	64Gam UMa	2.4330	11000.	104	21610	No
238	GOM_NL__2PRFIN20060418_185608_000000362047_00013_21610_9142.N1	18-APR-2006 18:56:08	Bright	36.000	36	50Alp UMa	1.8000	6300.0	72	21610	No
239	GOM_NL__2PRFIN20060418_190407_000000352047_00013_21610_9143.N1	18-APR-2006 19:04:07	Bright	35.000	49	1Alp UMi	1.9900	6300.0	70	21610	No
240	GOM_NL__2PRFIN20060418_191141_000000322047_00013_21610_9144.N1	18-APR-2006 19:11:41	Bright	32.000	76	27Gam Cas	2.3000	30000.	64	21610	No
241	GOM_NL__2PRFIN20060418_191259_000000332047_00013_21610_9145.N1	18-APR-2006 19:12:59	Bright	32.500	68	18Alp Cas	2.2250	4500.0	65	21610	No
242	GOM_NL__2PRFIN20060418_192125_000000382047_00013_21610_9146.N1	18-APR-2006 19:21:25	Bright	37.500	164	44Eta Peg	2.9480	5400.0	75	21610	No
243	GOM_NL__2PRFIN20060418_193758_000000442047_00013_21610_9147.N1	18-APR-2006 19:37:58	Dark	43.500	18	24Alp PsA	1.1660	9700.0	87	21610	No
244	GOM_NL__2PRFIN20060418_194130_000000392047_00013_21610_9148.N1	18-APR-2006 19:41:30	Dark	39.000	172	Gam Gru	3.0030	13100.	78	21610	No
245	GOM_NL__2PRFIN20060418_194329_000000392047_00013_21610_9149.N1	18-APR-2006 19:43:29	Dark	38.500	31	Alp Gru	1.7340	15200.	77	21610	No
246	GOM_NL__2PRFIN20060418_194834_000000402047_00014_21611_9129.N1	18-APR-2006 19:48:34	Dark	40.000	45	Alp Pav	1.9400	26000.	80	21611	No
247	GOM_NL__2PRFIN20060418_195550_000000392047_00014_21611_9130.N1	18-APR-2006 19:55:50	Dark	39.000	43	Alp TrA	1.9100	4250.0	78	21611	No
248	GOM_NL__2PRFIN20060418_195757_000000382047_00014_21611_9131.N1	18-APR-2006 19:57:57	Straylight	38.000	134	Bet TrA	2.8100	6600.0	76	21611	No
249	GOM_NL__2PRFIN20060418_200017_000000482047_00014_21611_9132.N1	18-APR-2006 20:00:17	Straylight	47.500	4	Alp1Cen	-0.010000	5800.0	95	21611	No
250	GOM_NL__2PRFIN20060418_200331_000000422047_00014_21611_9133.N1	18-APR-2006 20:03:31	Straylight	41.500	78	Alp Lup	2.3040	28000.	83	21611	No
251	GOM_NL__2PRFIN20060418_200518_000000372047_00014_21611_9134.N1	18-APR-2006 20:05:18	Straylight	37.000	64	Gam Cen	2.2000	10600.	74	21611	No
252	GOM_NL__2PRFIN20060418_200725_000000542047_00014_21611_9135.N1	18-APR-2006 20:07:25	Straylight	54.000	54	5The Cen	2.0550	4500.0	108	21611	No
253	GOM_NL__2PRFIN20060418_201226_000000422047_00014_21611_9136.N1	18-APR-2006 20:12:26	Tw_i_and_stray	42.000	106	9Bet Crv	2.6480	5600.0	84	21611	No
254	GOM_NL__2PRFIN20060418_201424_000000362047_00014_21611_9137.N1	18-APR-2006 20:14:24	Bright	36.000	163	7Del Crv	2.9450	11000.	72	21611	No
255	GOM_NL__2PRFIN20060418_201837_000000362047_00014_21611_9138.N1	18-APR-2006 20:18:37	Bright	36.000	121	29Gam Vir	2.7400	7200.0	72	21611	No
256	GOM_NL__2PRFIN20060418_202324_000000352047_00014_21611_9139.N1	18-APR-2006 20:23:24	Bright	34.500	62	94Bet Leo	2.1360	9700.0	69	21611	No
257	GOM_NL__2PRFIN20060418_203200_000000362047_00014_21611_9140.N1	18-APR-2006 20:32:00	Bright	36.000	174	52Psi UMa	3.0040	4400.0	72	21611	No
258	GOM_NL__2PRFIN20060418_203419_000000352047_00014_21611_9141.N1	18-APR-2006 20:34:19	Bright	34.500	87	64Gam UMa	2.4330	11000.	69	21611	No
259	GOM_NL__2PRFIN20060418_203644_000000382047_00014_21611_9142.N1	18-APR-2006 20:36:44	Bright	38.000	36	50Alp UMa	1.8000	6300.0	76	21611	No
260	GOM_NL__2PRFIN20060418_204443_000000352047_00014_21611_9143.N1	18-APR-2006 20:44:43	Bright	35.000	49	1Alp UMi	1.9900	6300.0	70	21611	No
261	GOM_NL__2PRFIN20060418_205217_000000332047_00014_21611_9144.N1	18-APR-2006 20:52:17	Bright	33.000	76	27Gam Cas	2.3000	30000.	66	21611	No
262	GOM_NL__2PRFIN20060418_205335_000000332047_00014_21611_9145.N1	18-APR-2006 20:53:35	Bright	33.000	68	18Alp Cas	2.2250	4500.0	66	21611	No
263	GOM_NL__2PRFIN20060418_210201_000000552047_00014_21611_9146.N1	18-APR-2006 21:02:01	Bright	54.500	164	44Eta Peg	2.9480	5400.0	109	21611	No
264	GOM_NL__2PRFIN20060418_211834_000000462047_00014_21611_9147.N1	18-APR-2006 21:18:34	Dark	45.500	18	24Alp PsA	1.1660	9700.0	91	21611	No
265	GOM_NL__2PRFIN20060418_212405_000000412047_00014_21611_9148.N1	18-APR-2006 21:24:05	Dark	41.000	31	Alp Gru	1.7340	15200.	82	21611	No
266	GOM_NL__2PRFIN20060418_212910_000000452047_00015_21612_9129.N1	18-APR-2006 21:29:10	Dark	44.500	45	Alp Pav	1.9400	26000.	89	21612	No
267	GOM_NL__2PRFIN20060418_213626_000000422047_00015_21612_9130.N1	18-APR-2006 21:36:26	Dark	41.500	43	Alp TrA	1.9100	4250.0	83	21612	No
268	GOM_NL__2PRFIN20060418_213833_000000392047_00015_21612_9131.N1	18-APR-2006 21:38:33	Straylight	39.000	134	Bet TrA	2.8100	6600.0	78	21612	No
269	GOM_NL__2PRFIN20060418_214053_000000452047_00015_21612_9132.N1	18-APR-2006 21:40:53	Straylight	44.500	4	Alp1Cen	-0.010000	5800.0	89	21612	No
270	GOM_NL__2PRFIN20060418_214408_000000432047_00015_21612_9133.N1	18-APR-2006 21:44:08	Straylight	43.000	78	Alp Lup	2.3040	28000.	86	21612	No
271	GOM_NL__2PRFIN20060418_214554_000000402047_00015_21612_9134.N1	18-APR-2006 21:45:54	Straylight	39.500	64	Gam Cen	2.2000	10600.	79	21612	No
272	GOM_NL__2PRFIN20060418_214801_000000472047_00015_21612_9135.N1	18-APR-2006 21:48:01	Straylight	46.500	54	5The Cen	2.0550	4500.0	93	21612	No
273	GOM_NL__2PRFIN20060418_215302_000000422047_00015_21612_9136.N1	18-APR-2006 21:53:02	Tw_i_and_stray	41.500	106	9Bet Crv	2.6480	5600.0	83	21612	No
274	GOM_NL__2PRFIN20060418_215500_000000362047_00015_21612_9137.N1	18-APR-2006 21:55:00	Bright	35.500	163	7Del Crv	2.9450	11000.	71	21612	No
275	GOM_NL__2PRFIN20060418_215913_000000372047_00015_21612_9138.N1	18-APR-2006 21:59:13	Bright	36.500	121	29Gam Vir	2.7400	7200.0	73	21612	No
276	GOM_NL__2PRFIN20060418_220400_000000352047_00015_21612_9139.N1	18-APR-2006 22:04:00	Bright	35.000	62	94Bet Leo	2.1360	9700.0	70	21612	No
277	GOM_NL__2PRFIN20060418_221054_000000252047_00015_21612_9140.N1	18-APR-2006 22:10:54	Tw_i_and_stray	25.000	152	12Alp2CVn	2.8900	11000.	50	21612	No
278	GOM_NL__2PRFIN20060418_221236_000000362047_00015_21612_9141.N1	18-APR-2006 22:12:36	Bright	35.500	174	52Psi UMa	3.0040	4400.0	71	21612	No

279	GOM_NL__2PRFIN20060418_221455_000000352047_00015_21612_9142.N1	18-APR-2006 22:14:55	Bright	34.500	87	64Gam UMa	2.4330	11000.	69	21612	No
280	GOM_NL__2PRFIN20060418_221720_000000342047_00015_21612_9143.N1	18-APR-2006 22:17:20	Bright	34.000	36	50Alp UMa	1.8000	6300.0	68	21612	No
281	GOM_NL__2PRFIN20060418_222518_000000362047_00015_21612_9144.N1	18-APR-2006 22:25:18	Bright	36.000	49	1Alp UMi	1.9900	6300.0	72	21612	No
282	GOM_NL__2PRFIN20060418_223254_000000342047_00015_21612_9145.N1	18-APR-2006 22:32:54	Bright	34.000	76	27Gam Cas	2.3000	30000.	68	21612	No
283	GOM_NL__2PRFIN20060418_223412_000000332047_00015_21612_9146.N1	18-APR-2006 22:34:12	Bright	33.000	68	18Alp Cas	2.2250	4500.0	66	21612	No
284	GOM_NL__2PRFIN20060418_224237_000000362047_00015_21612_9147.N1	18-APR-2006 22:42:37	Bright	36.000	164	44Eta Peg	2.9480	5400.0	72	21612	No
285	GOM_NL__2PRFIN20060418_225910_000000432047_00015_21612_9148.N1	18-APR-2006 22:59:10	Dark	43.000	18	24Alp PsA	1.1660	9700.0	86	21612	No
286	GOM_NL__2PRFIN20060418_230441_000000452047_00015_21612_9149.N1	18-APR-2006 23:04:41	Dark	44.500	31	Alp Gru	1.7340	15200.	89	21612	No
287	GOM_NL__2PRFIN20060418_230947_000000412047_00016_21613_9129.N1	18-APR-2006 23:09:47	Dark	41.000	45	Alp Pav	1.9400	26000.	82	21613	No
288	GOM_NL__2PRFIN20060418_231702_000000392047_00016_21613_9130.N1	18-APR-2006 23:17:02	Dark	38.500	43	Alp TrA	1.9100	4250.0	77	21613	No
289	GOM_NL__2PRFIN20060418_231910_000000392047_00016_21613_9131.N1	18-APR-2006 23:19:10	Straylight	38.500	134	Bet TrA	2.8100	6600.0	77	21613	No
290	GOM_NL__2PRFIN20060418_232130_000000442047_00016_21613_9132.N1	18-APR-2006 23:21:30	Straylight	44.000	4	Alp1Cen	-0.010000	5800.0	88	21613	No
291	GOM_NL__2PRFIN20060418_232444_000000432047_00016_21613_9133.N1	18-APR-2006 23:24:44	Straylight	43.000	78	Alp Lup	2.3040	28000.	86	21613	No
292	GOM_NL__2PRFIN20060418_232630_000000392047_00016_21613_9134.N1	18-APR-2006 23:26:30	Straylight	38.500	64	Gam Cen	2.2000	10600.	77	21613	No
293	GOM_NL__2PRFIN20060418_232837_000000472047_00016_21613_9135.N1	18-APR-2006 23:28:37	Straylight	47.000	54	5The Cen	2.0550	4500.0	94	21613	No
294	GOM_NL__2PRFIN20060418_233338_000000432047_00016_21613_9136.N1	18-APR-2006 23:33:38	Twi_and_stray	42.500	106	9Bet Crv	2.6480	5600.0	85	21613	No
295	GOM_NL__2PRFIN20060418_233536_000000362047_00016_21613_9137.N1	18-APR-2006 23:35:36	Bright	35.500	163	7Del Crv	2.9450	11000.	71	21613	No
296	GOM_NL__2PRFIN20060418_233949_000000362047_00016_21613_9138.N1	18-APR-2006 23:39:49	Bright	35.500	121	29Gam Vir	2.7400	7200.0	71	21613	No
297	GOM_NL__2PRFIN20060418_234436_000000352047_00016_21613_9139.N1	18-APR-2006 23:44:36	Bright	35.000	62	94Bet Leo	2.1360	9700.0	70	21613	No
298	GOM_NL__2PRFIN20060418_235130_000000252047_00016_21613_9140.N1	18-APR-2006 23:51:30	Twi_and_stray	25.000	152	12Alp2CVn	2.8900	11000.	50	21613	No
299	GOM_NL__2PRFIN20060418_235312_000000372047_00016_21613_9141.N1	18-APR-2006 23:53:12	Bright	36.500	174	52Psi UMa	3.0040	4400.0	73	21613	No
300	GOM_NL__2PRFIN20060418_235531_000000362047_00016_21613_9142.N1	18-APR-2006 23:55:31	Bright	35.500	87	64Gam UMa	2.4330	11000.	71	21613	No
301	GOM_NL__2PRFIN20060418_235756_000000352047_00016_21613_9143.N1	18-APR-2006 23:57:56	Bright	34.500	36	50Alp UMa	1.8000	6300.0	69	21613	No

3. Quality information per product

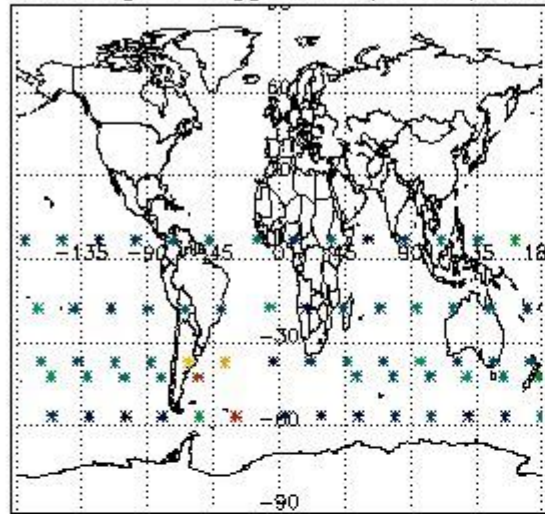
In this section it is plotted some information contained in the Quality Summary data set of the level 2 products. Only products in dark limb conditions and without errors (error flag in the MPH set to "0") are used.

3.1 Plot quality information per product (time dependant)

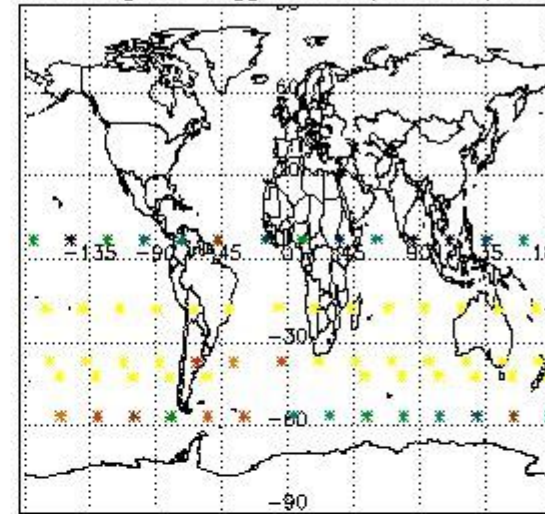


3.2 Plot quality information per product (world map)

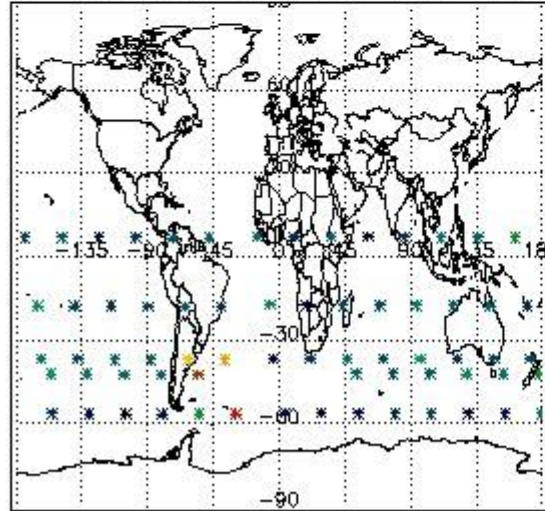
Percentage of flagged data per O3 profile



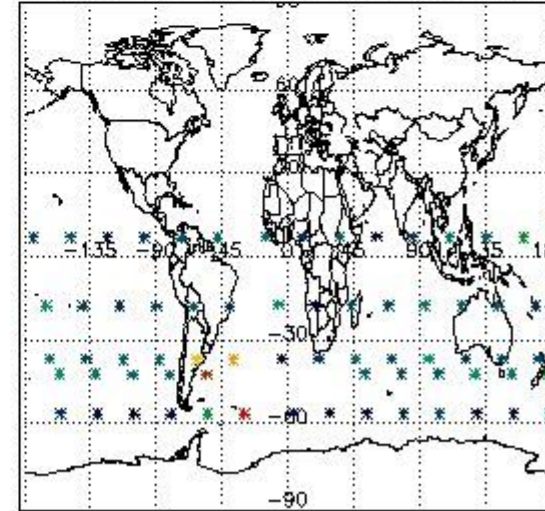
Percentage of flagged data per H2O profile



Percentage of flagged data per NO2 profile



Percentage of flagged data per NO3 profile

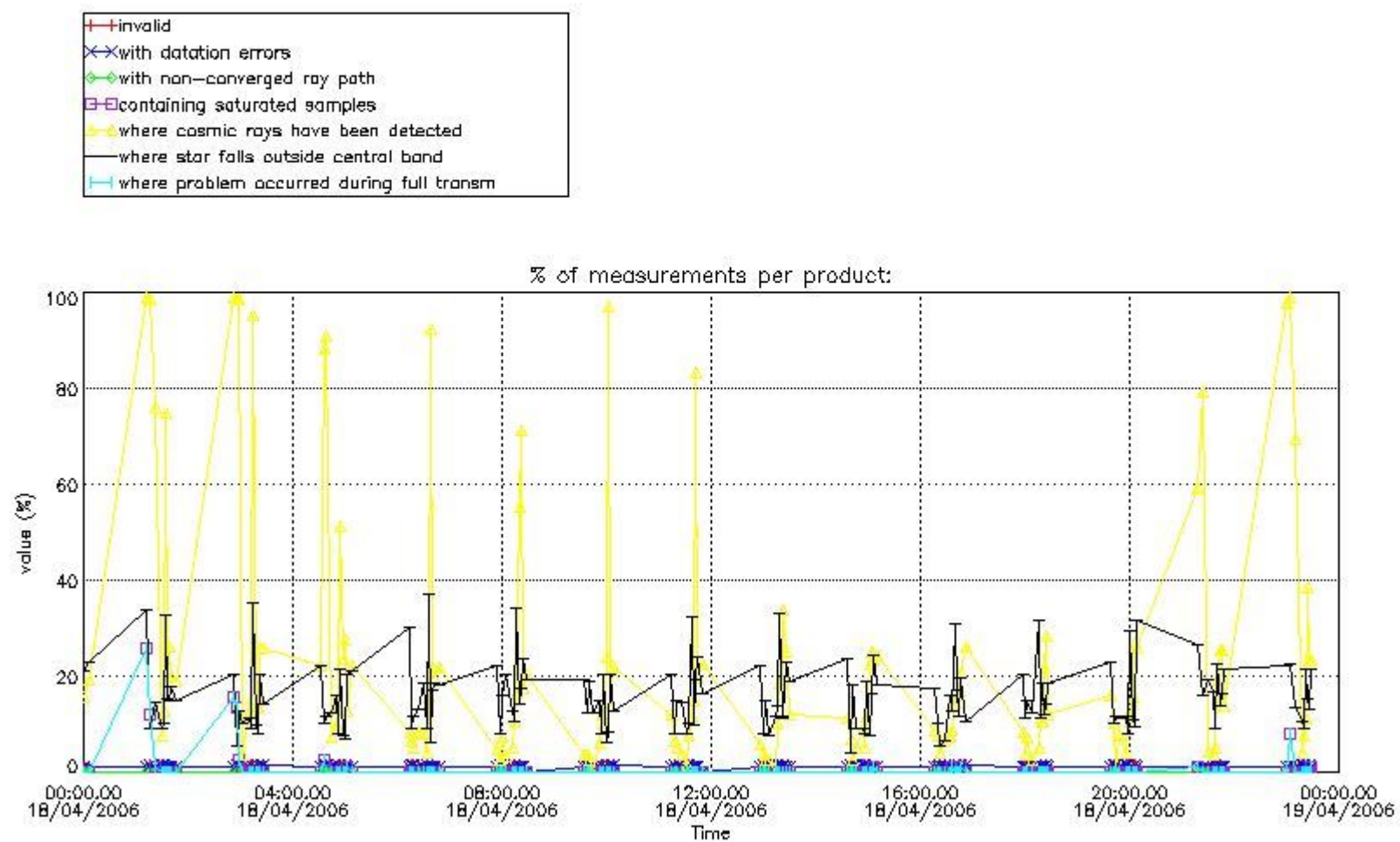


4. Level 1 quality information per product

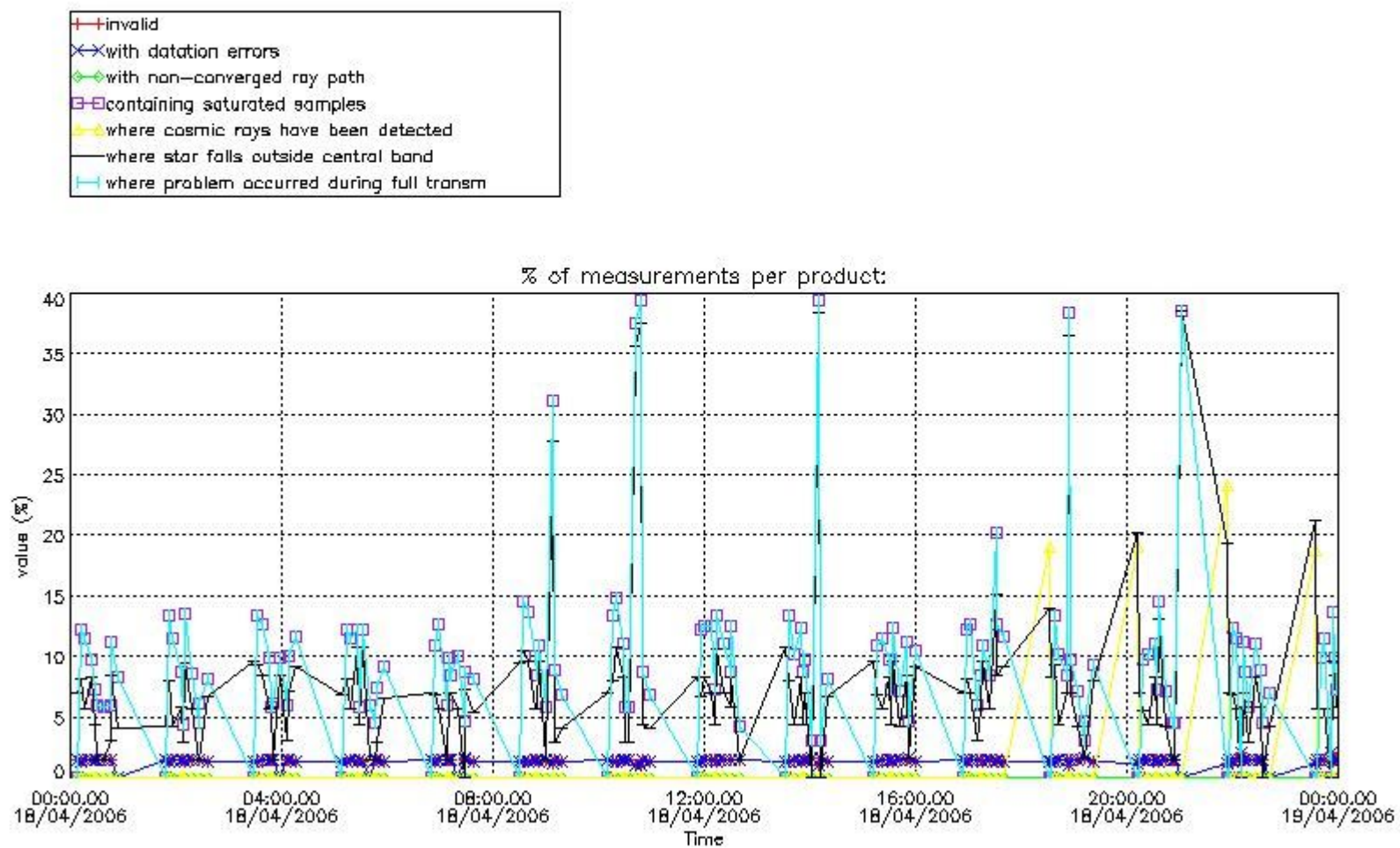
In this section it is plotted some information contained in the Quality Summary data set of the level 2 products that comes from the level 1b processing. Products without errors (error flag in the MPH set to "0") are used.

4.1 Plot quality information per product (time dependant) coming from level 1b processing

4.1.1 Plot level 1 quality information per product (time dependant): ENVISAT ASCENDING passes



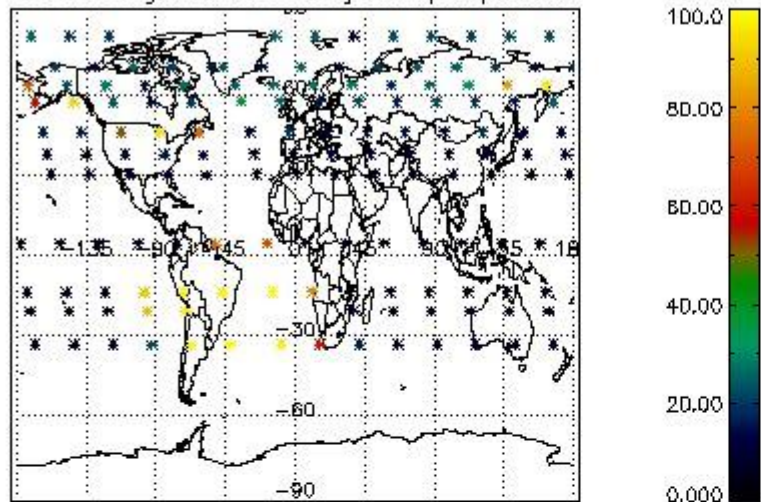
4.1.2 Plot level 1 quality information per product (time dependant): ENVI SAT DESCENDING passes



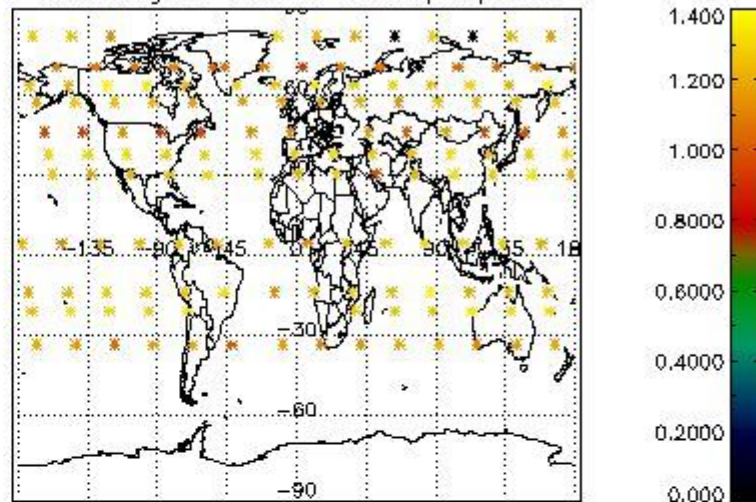
4.2 Plot quality information per product coming from level 1b processing (world map)

4.2.1 Plot level 1 quality information per product (world map): ENVISAT ASCENDING passes

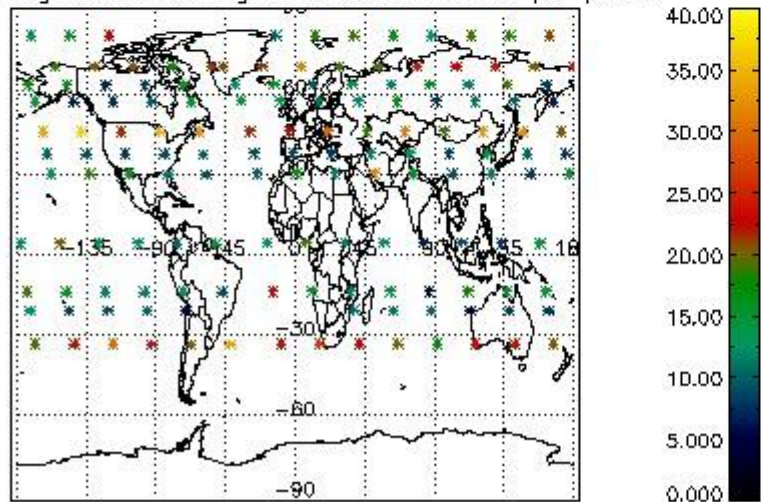
Percentage of cosmic ray hits per profile



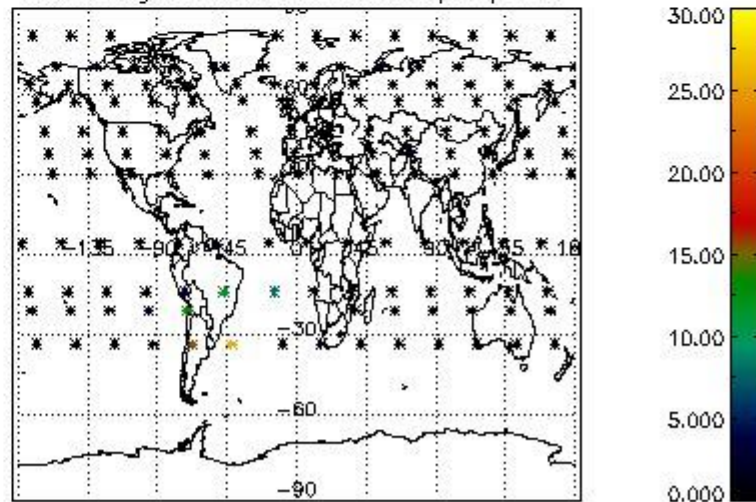
Percentage of datation errors per profile



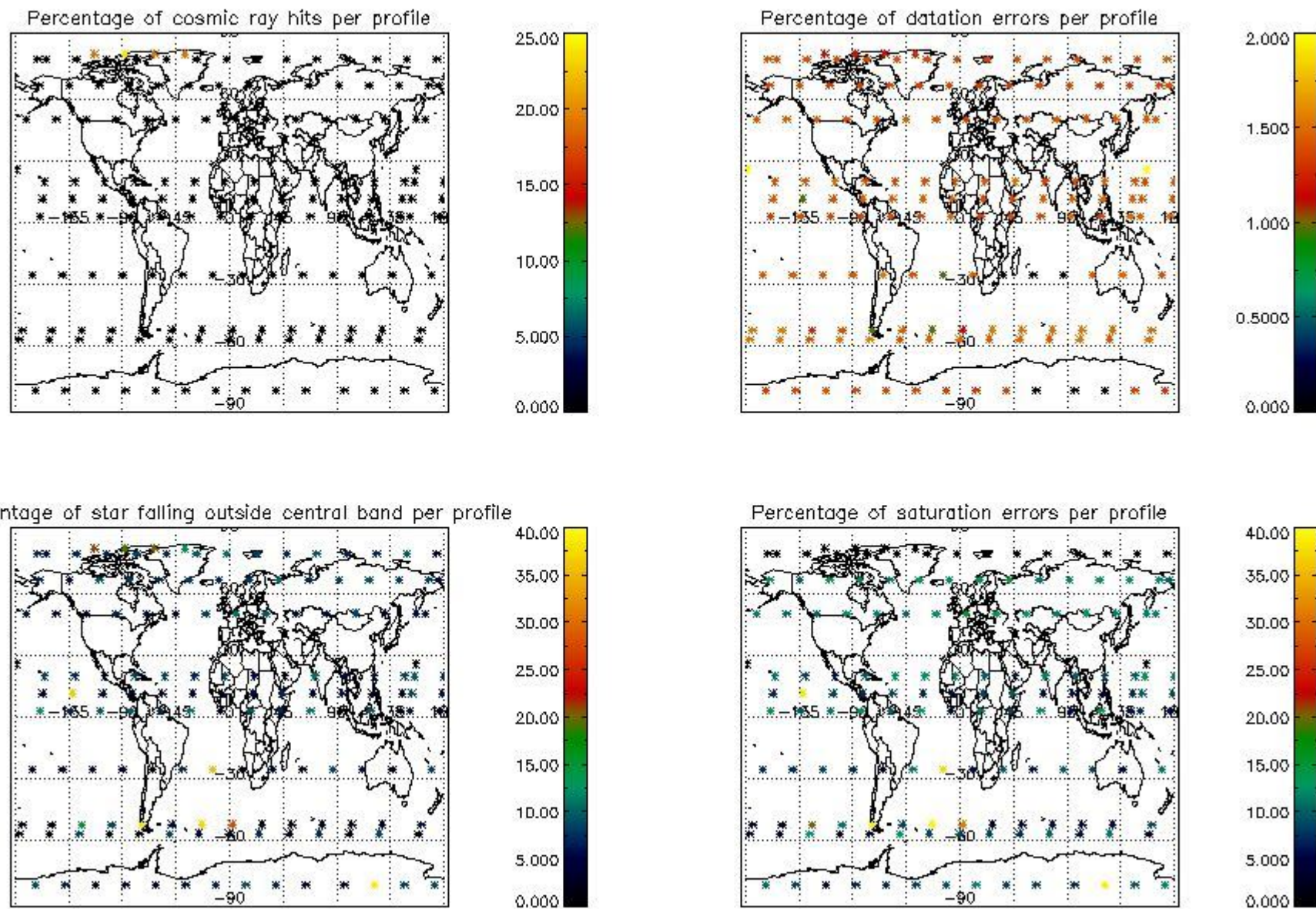
Percentage of star falling outside central band per profile



Percentage of saturation errors per profile



4.2.2 Plot level 1 quality information per product (world map): ENVISAT DESCENDING passes



5. Trace gas profiles

5.1 Ozone statistics based on quality of products

The final quality of the products can be "measured" using the STD (Standard Deviation) attached to every point profile. This information is written to the parameter GOM_NL__2P/NL_LOCAL_SPECIES_DENSITY/o3_std of the level 2 products. The table below shows the statistics for given STD ranges.

The statistics are given with respect to the overall valid production:

- Products without fatal errors: GOM_NL__2P/MPH/PRODUCT_ERR=0
- Valid point profile: GOM_NL__2P/NL_LOCAL_SPECIES_DENSITY/pcd(0)=0

The 'Criteria' is applied to valid points of dark limb products:

- Products in dark limb illumination condition: GOM_NL__2P/NL_SUMMARY_QUALITY/obs_ill_cond=0
- Products without fatal errors: GOM_NL__2P/MPH/PRODUCT_ERR=0
- Valid point profile: GOM_NL__2P/NL_LOCAL_SPECIES_DENSITY/pcd(0)=0

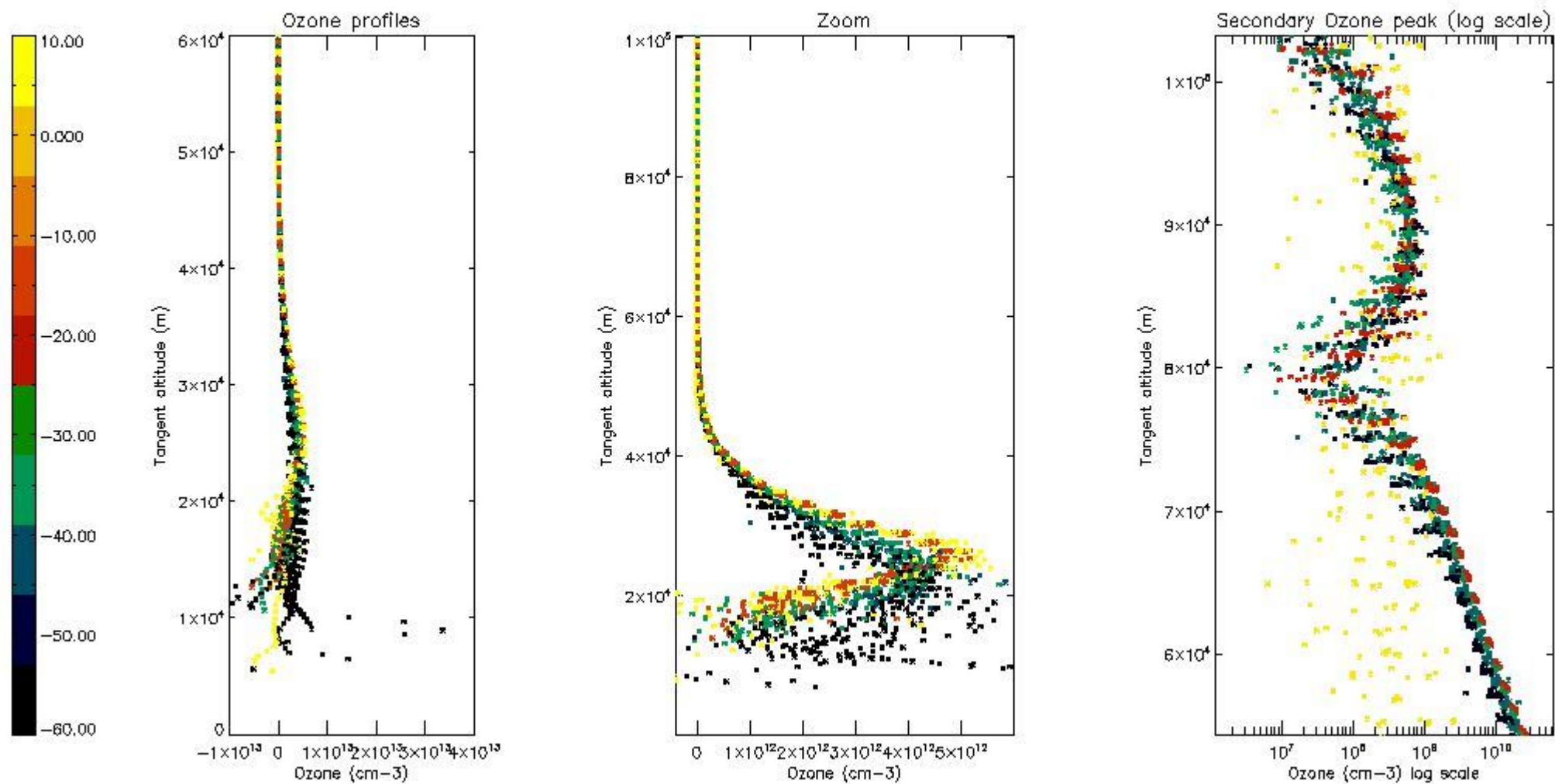
So, the table below shows the percentage of dark limb and valid observations for each criteria with respect to the overall valid daily observations.

Criteria	% of total production
All STD	24
STD < 20	14

STD < 10	11
STD < 5	7

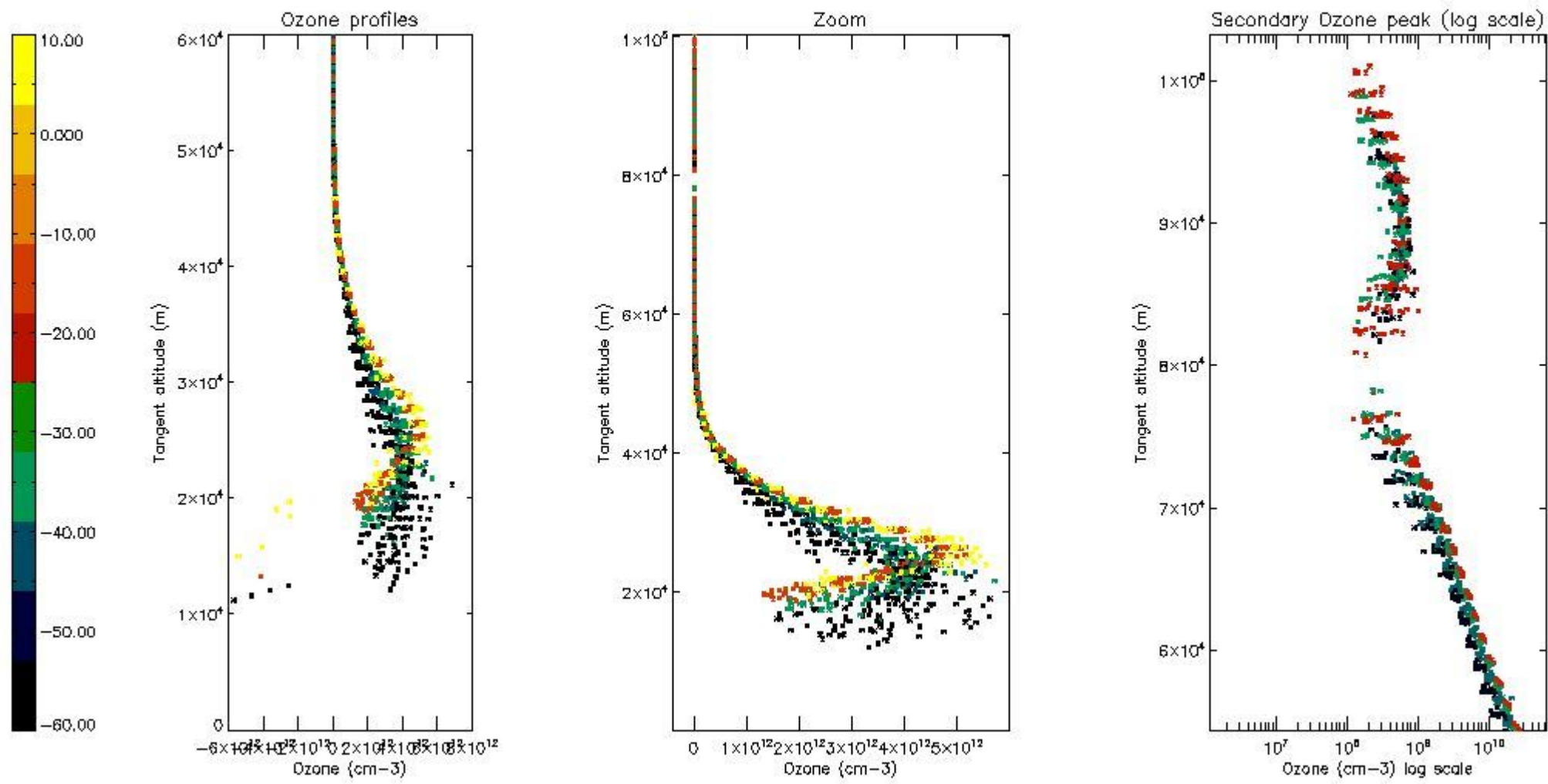
5.2 Plot ozone profiles for all STD (dark without errors)

The colorbar represents the latitude.



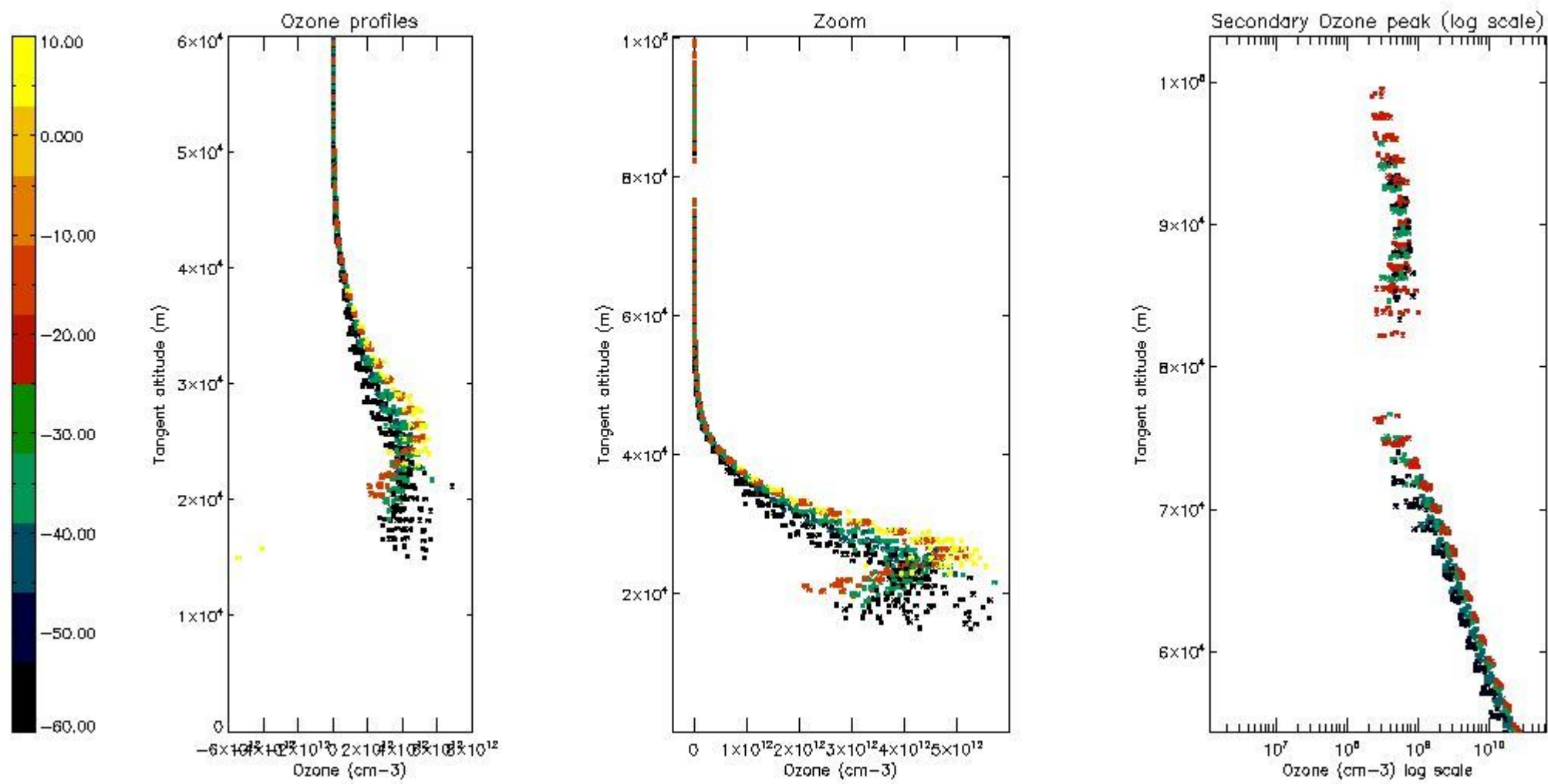
5.3 Plot ozone profiles where STD < 20% (dark without errors)

The colorbar represents the latitude.



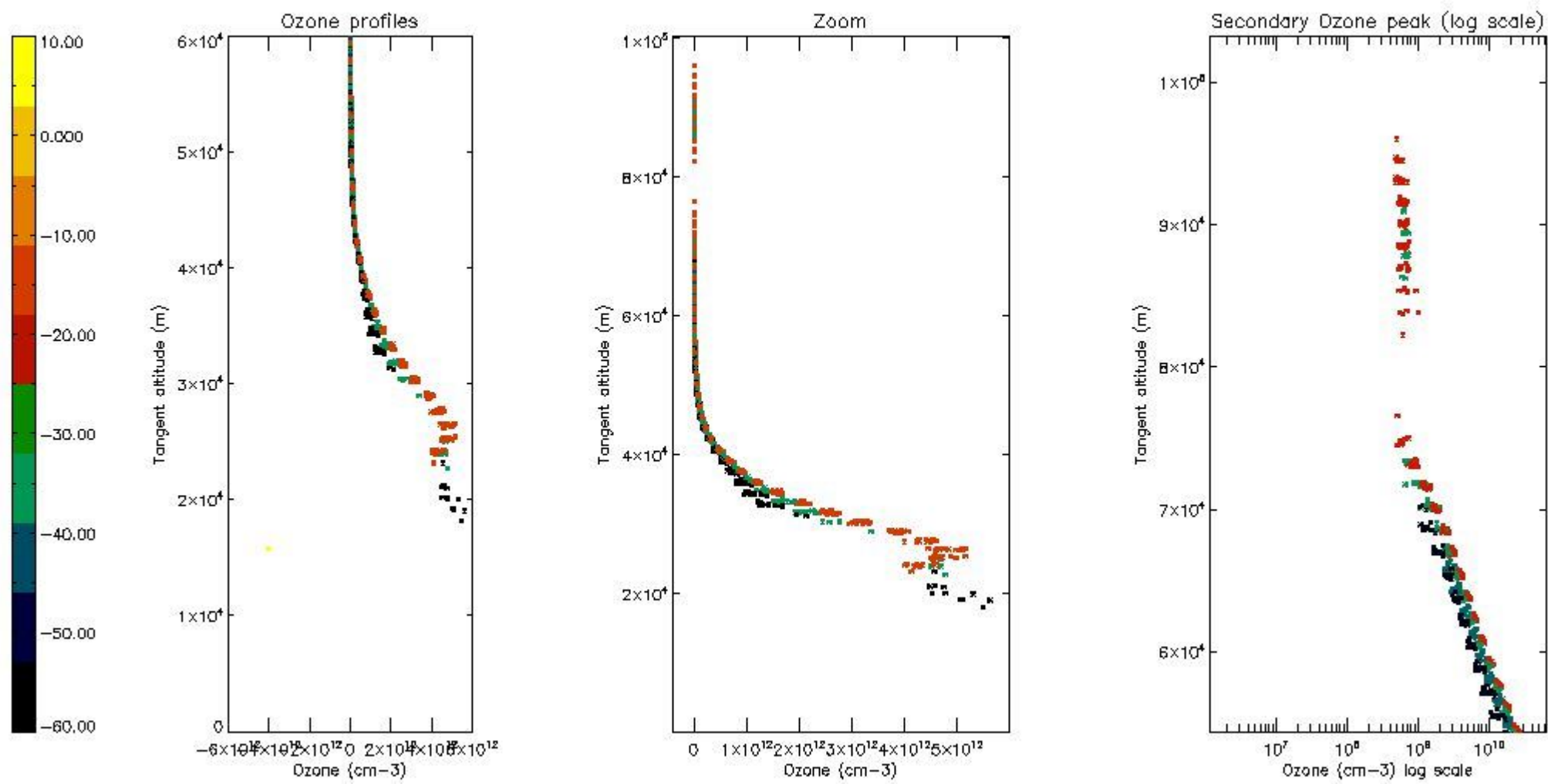
5.4 Plot ozone profiles where STD < 10% (dark without errors)

The colorbar represents the latitude.



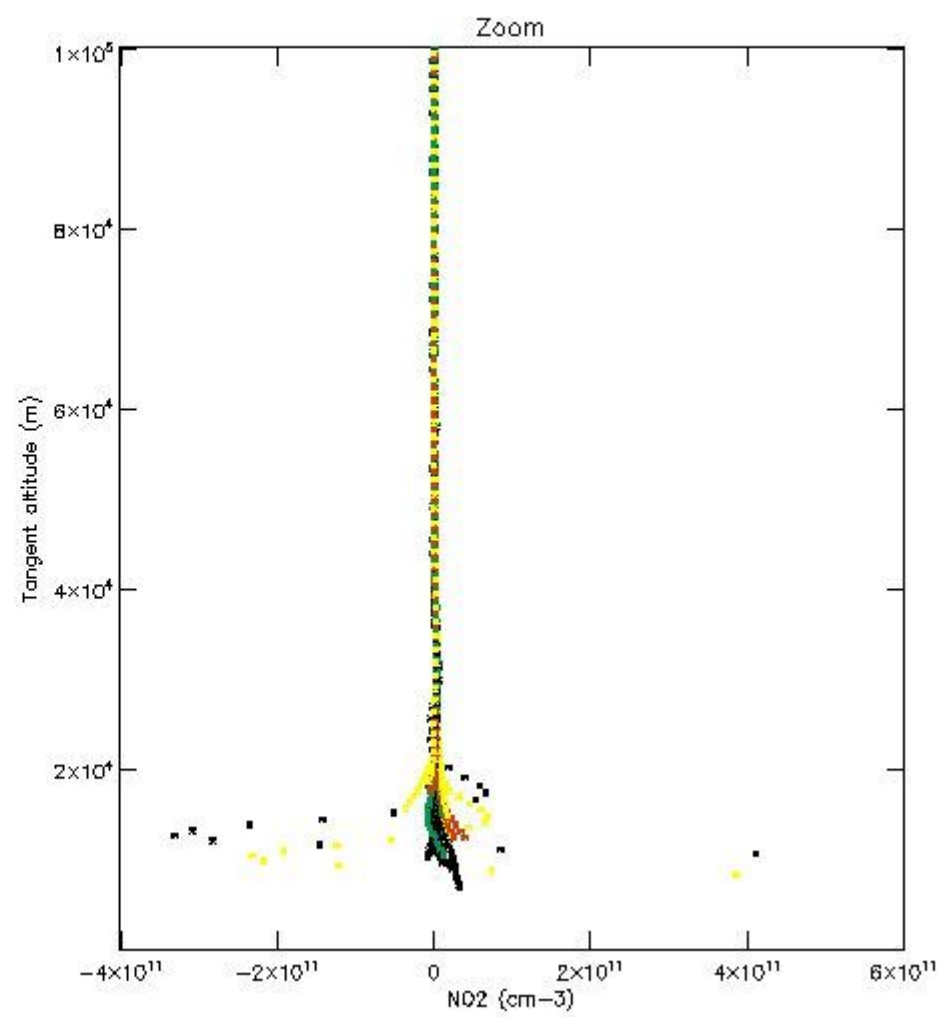
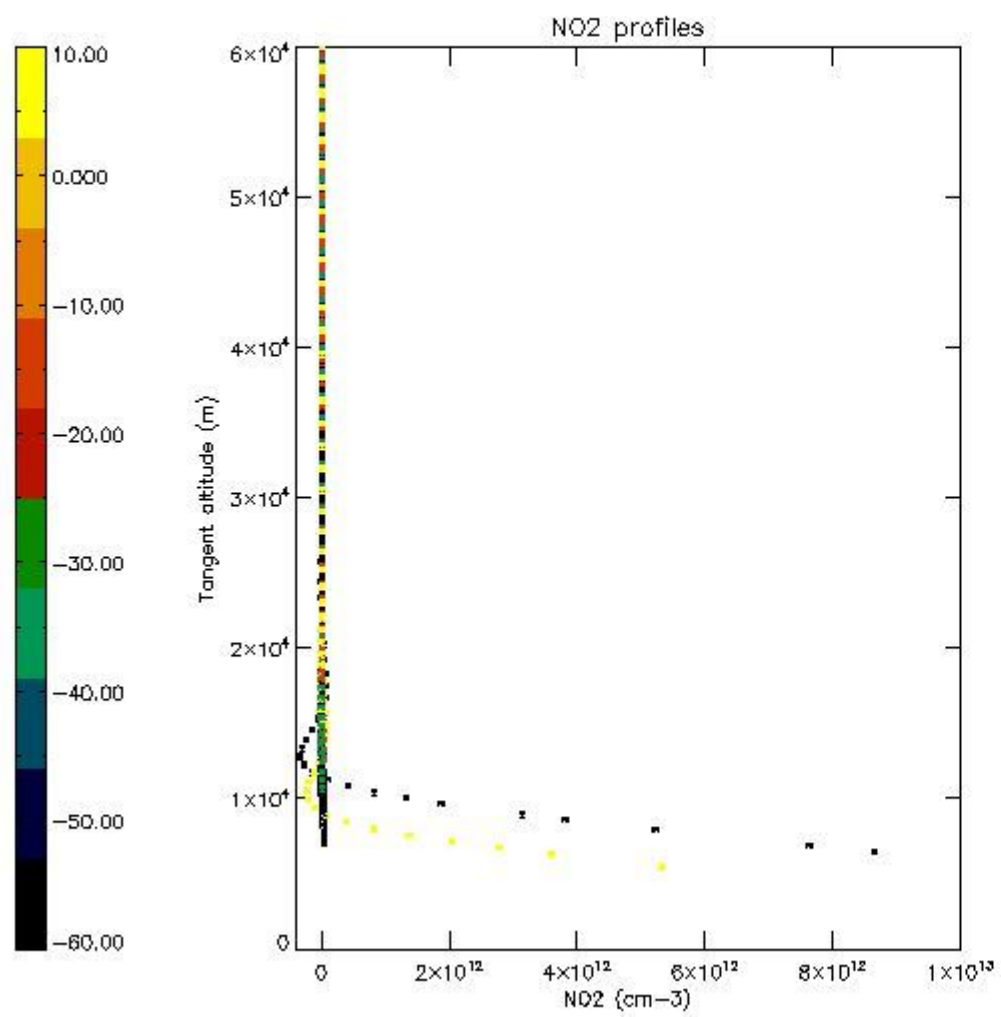
5.5 Plot ozone profiles where STD < 5% (dark without errors)

The colorbar represents the latitude.



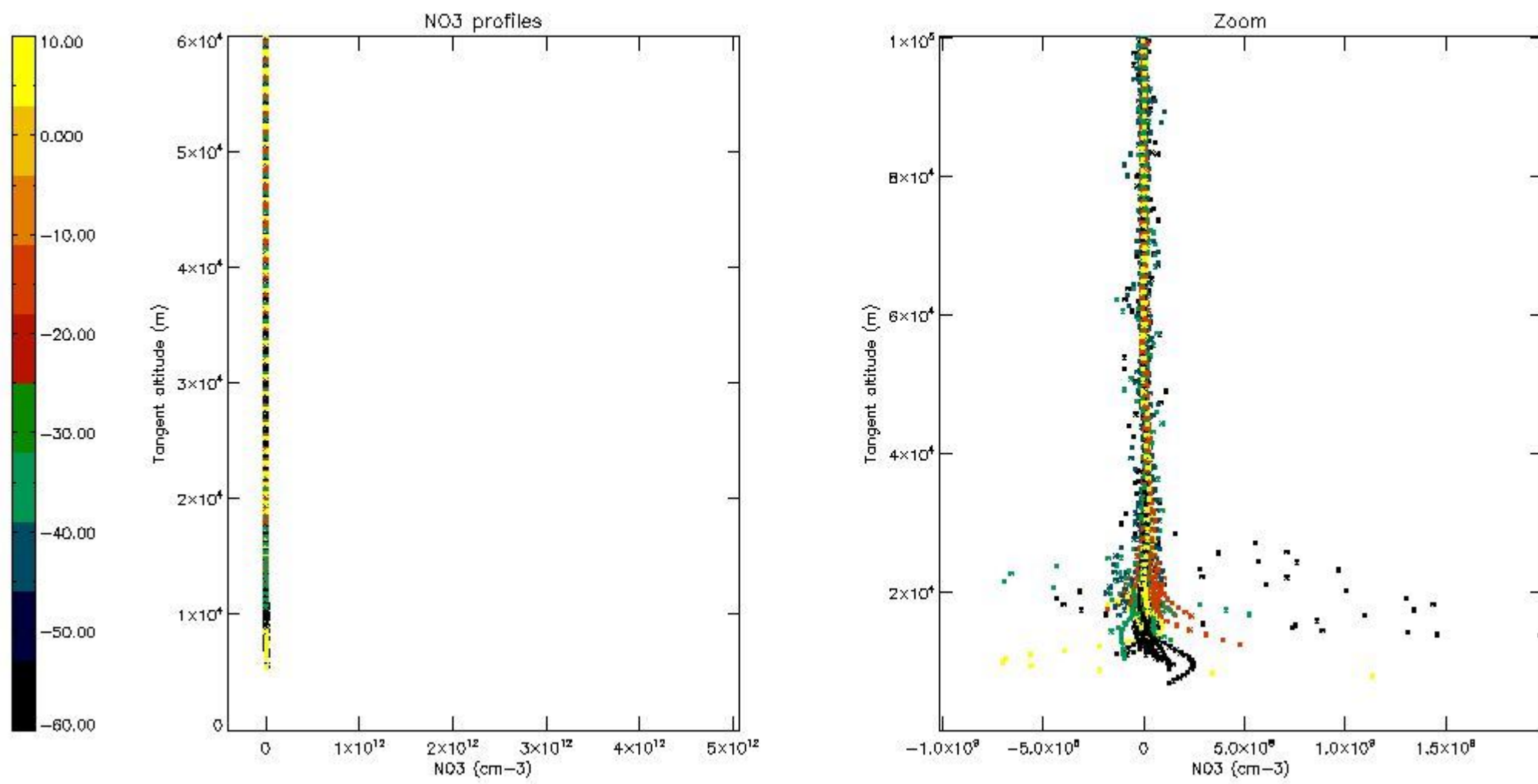
5.6 Plot NO₂ profiles for all STD (dark without errors)

The colorbar represents the latitude.



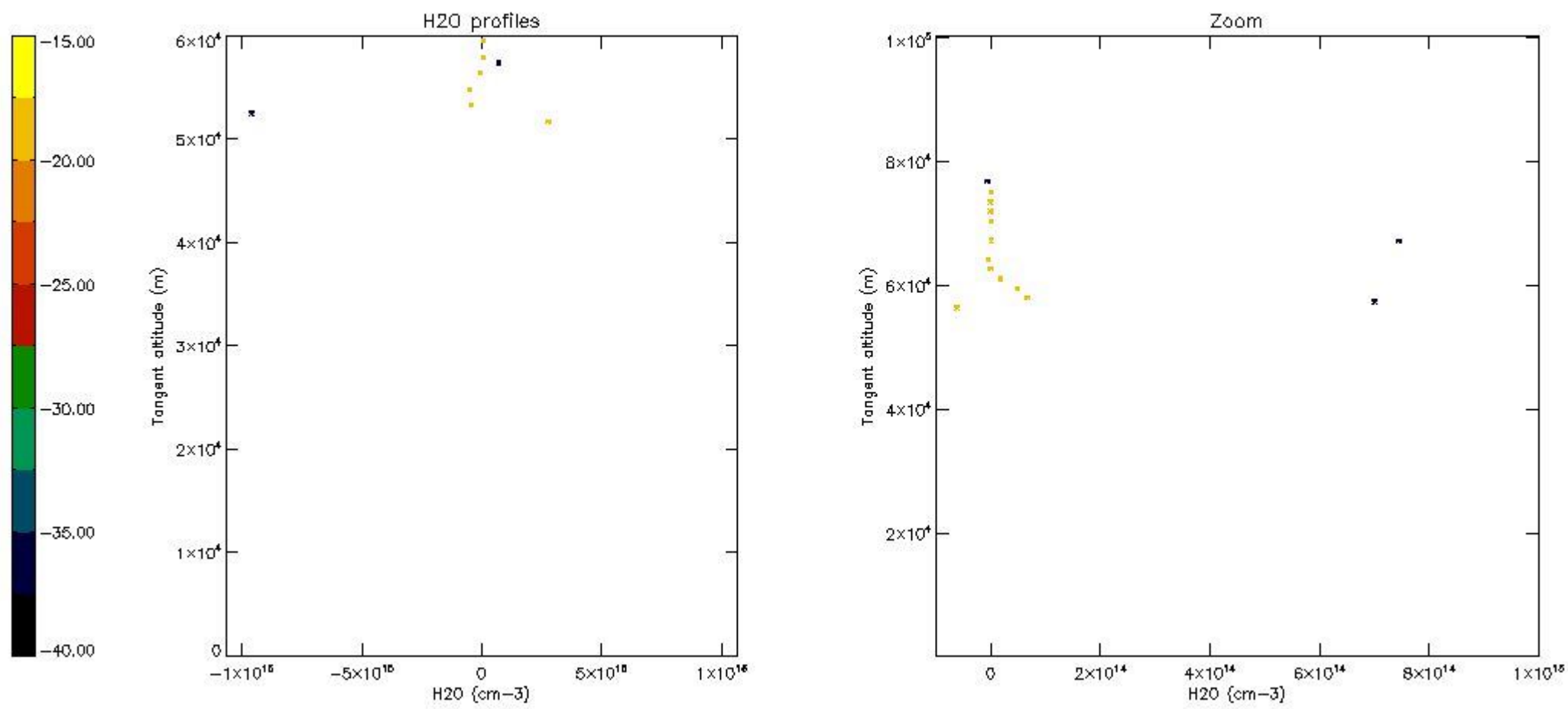
5.7 Plot NO3 profiles for all STD (dark without errors)

The colorbar represents the latitude.



5.8 Plot H2O profiles for all STD (only for occultations of stars 1,2,3,4,13,14,16,26,63 dark without errors)

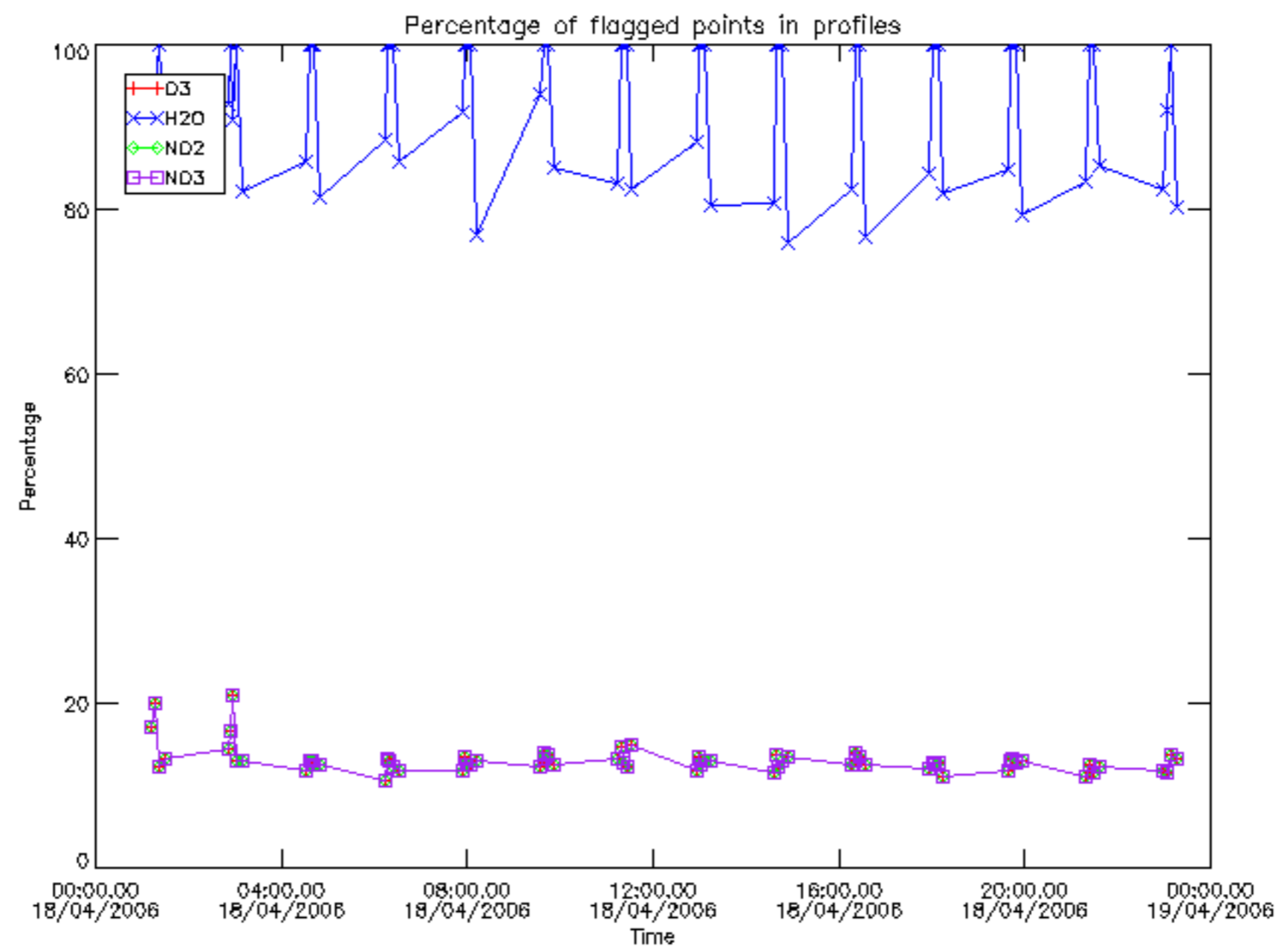
The colorbar represents the latitude.



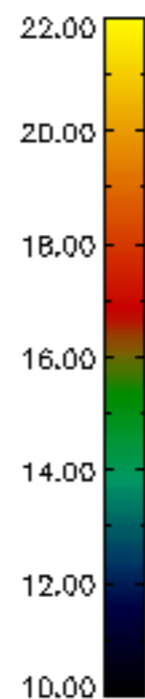
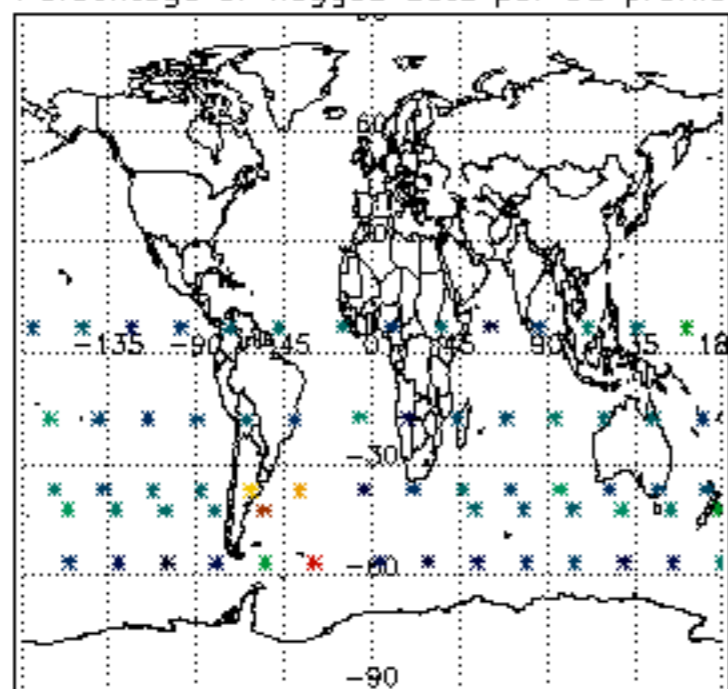
6. Auxiliary Data Files used for the production reported in section 2

The number reported in the third column indicates since which file (see list in section 2) the corresponding auxiliary file has been used. The fourth column is the date of those product files.

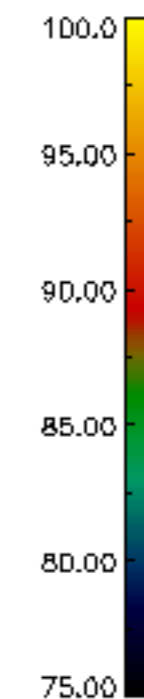
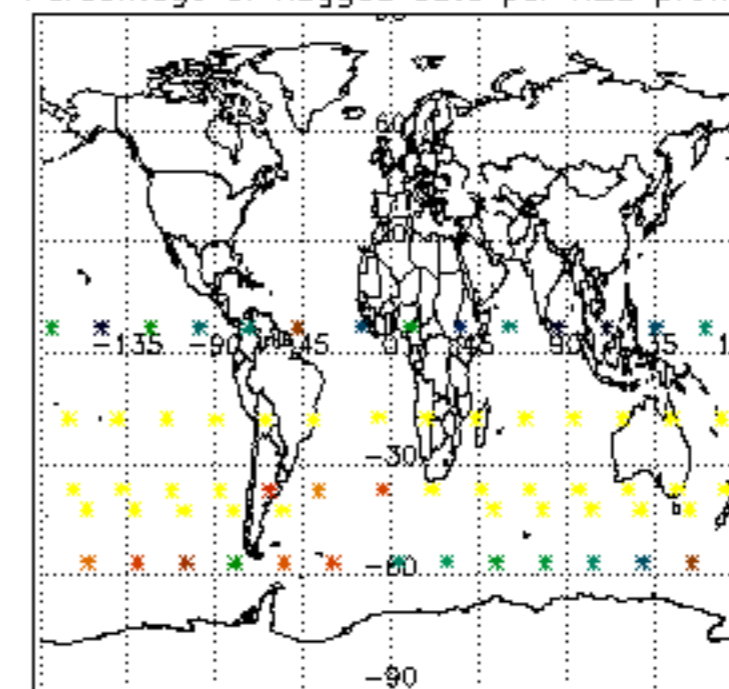
Type	Auxiliary Filename	Used since product	Used since product date
INST_PHYS_CHARACTERISTICS	GOM_INS_AXVIEC20091111_143220_20030716_120000_20500101_000000	1	18-APR-2006 00:00:09
LEVEL-2_PROC_CONFIG	GOM_PR2_AXVIEC20091111_152718_20020301_000000_20500101_000000	1	18-APR-2006 00:00:09
CROSS_SECTIONS_FILE	GOM_CRS_AXVIEC20091111_154832_20020301_000000_20500101_000000	1	18-APR-2006 00:00:09



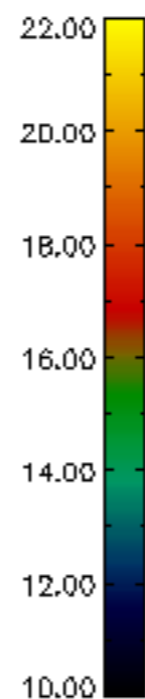
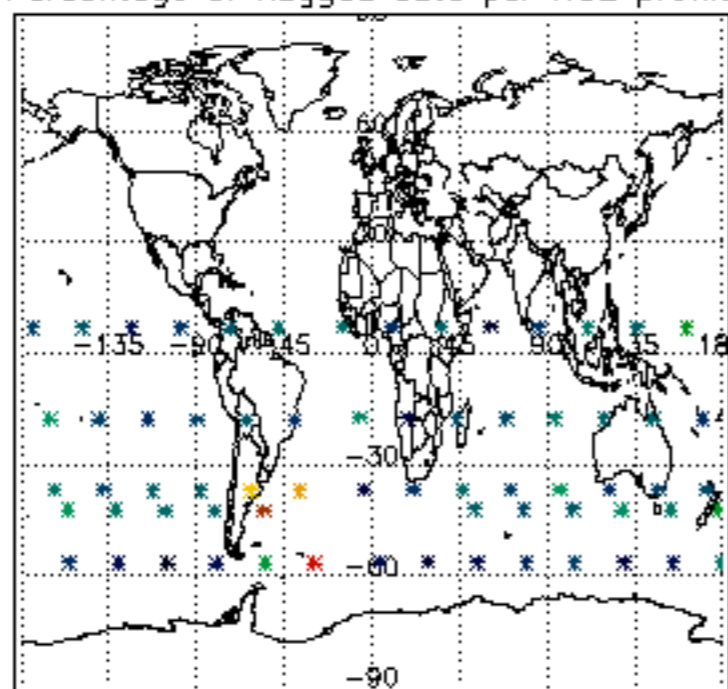
Percentage of flagged data per D3 profile



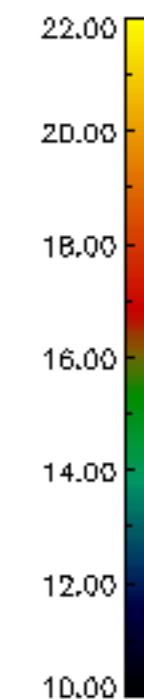
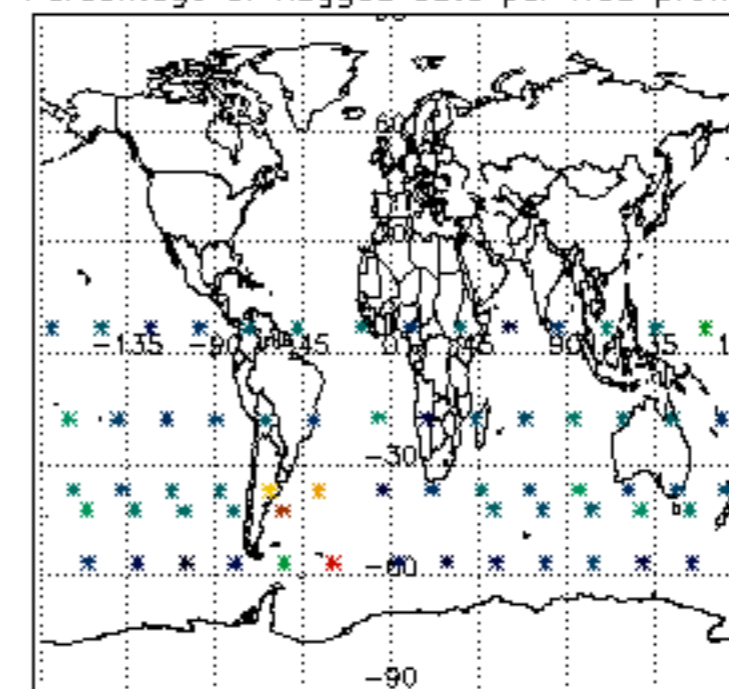
Percentage of flagged data per H2O profile

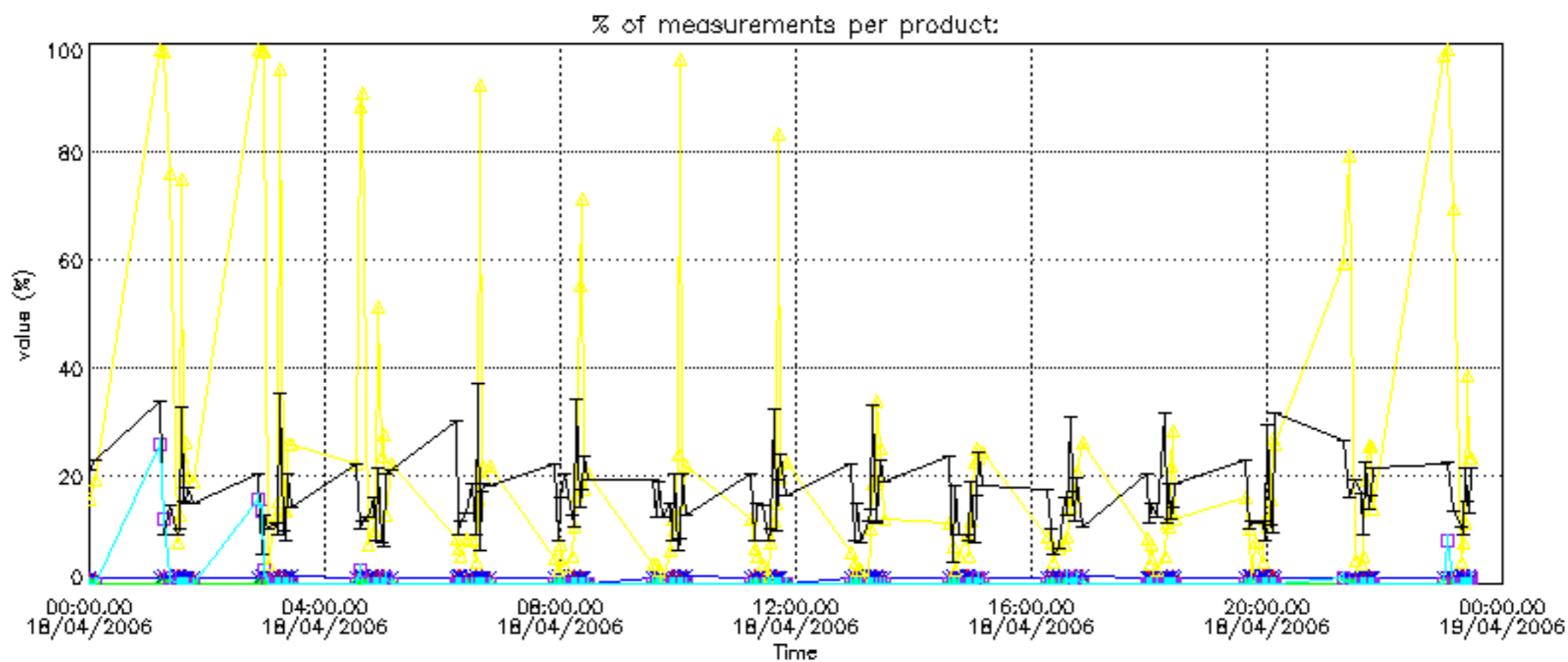


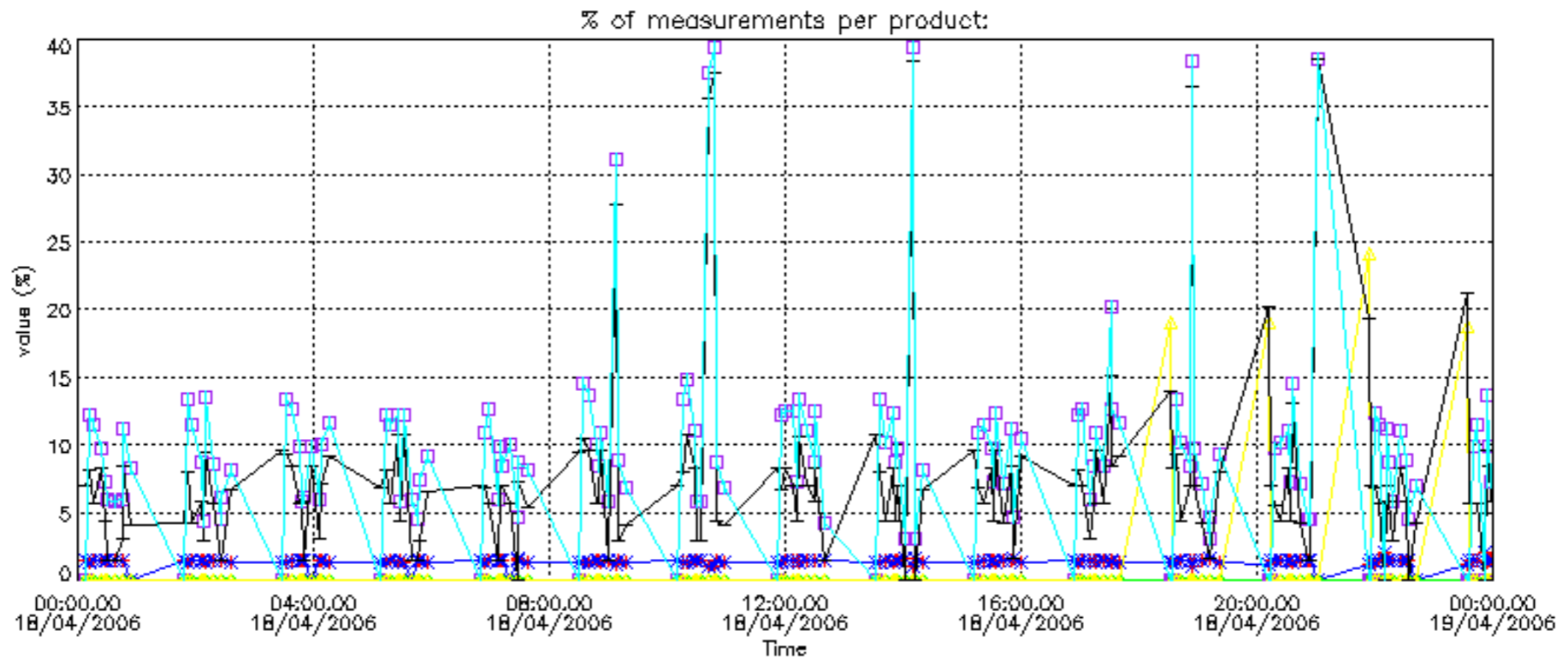
Percentage of flagged data per NO2 profile



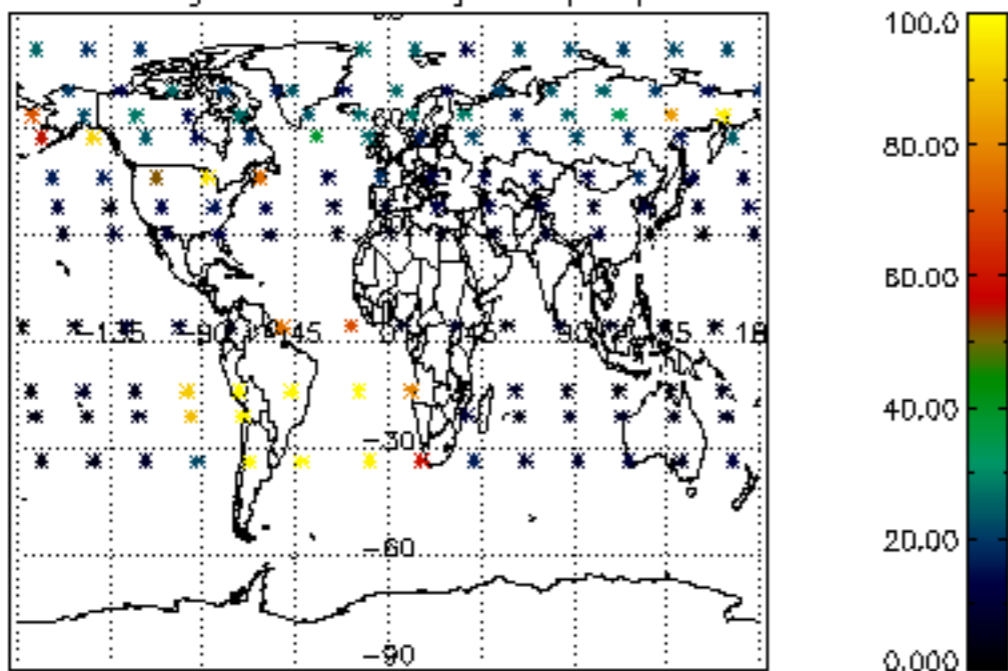
Percentage of flagged data per NO3 profile



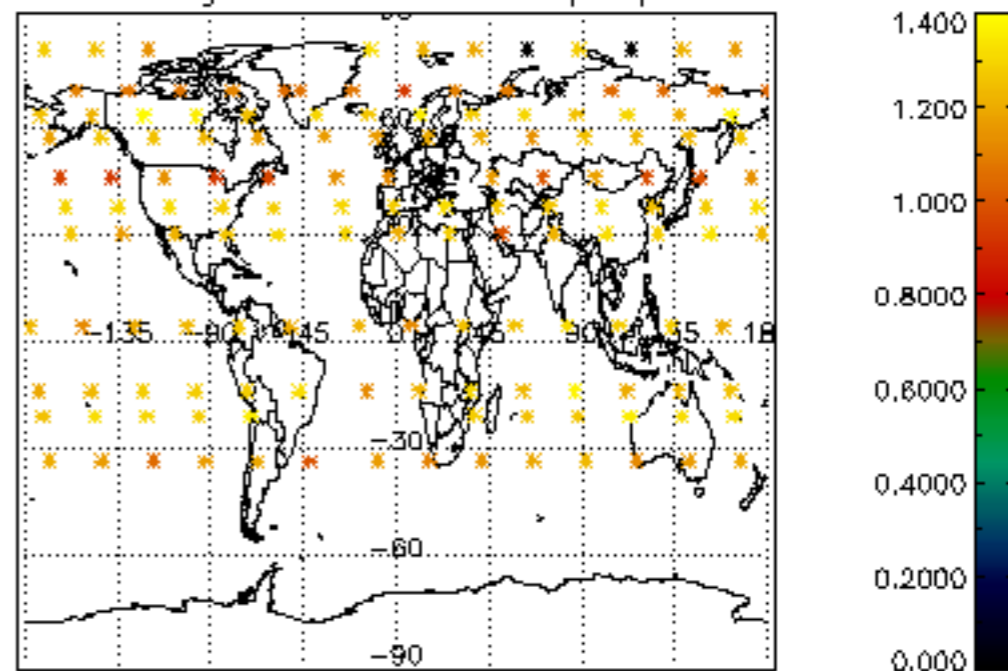




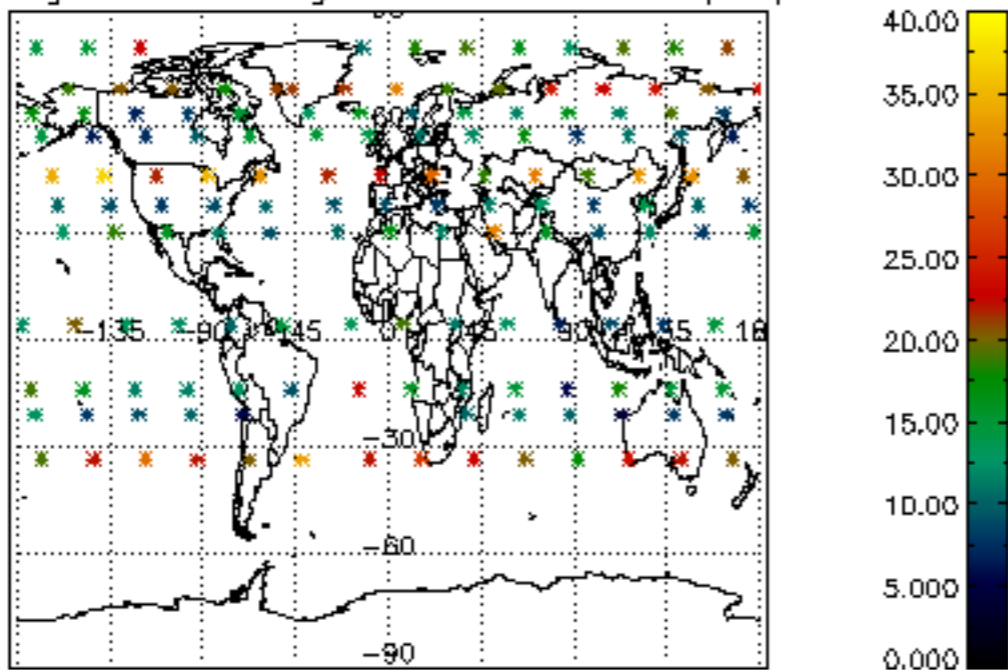
Percentage of cosmic ray hits per profile



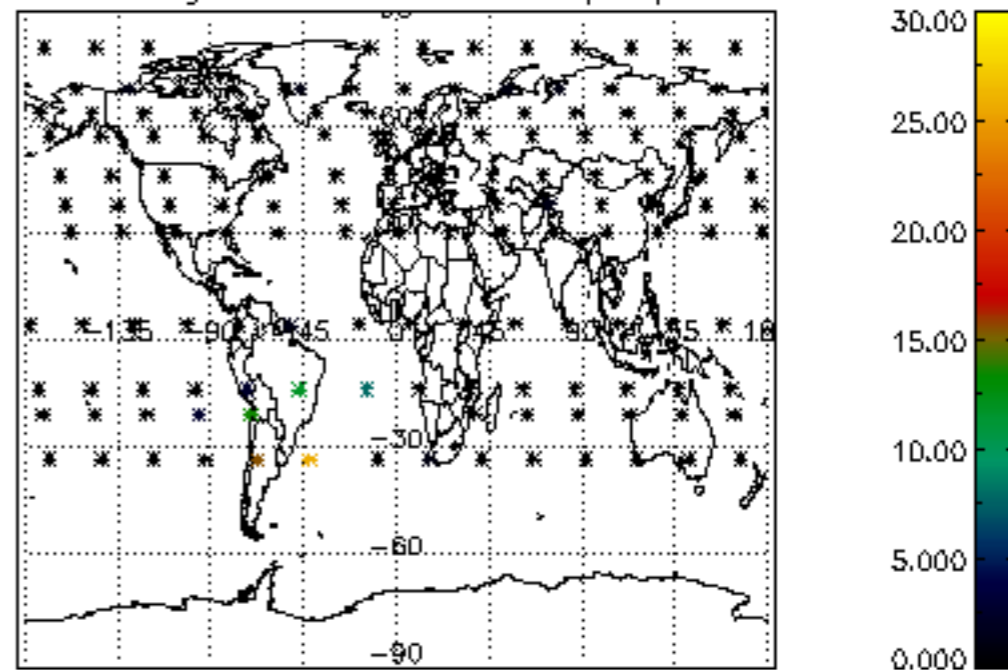
Percentage of datation errors per profile



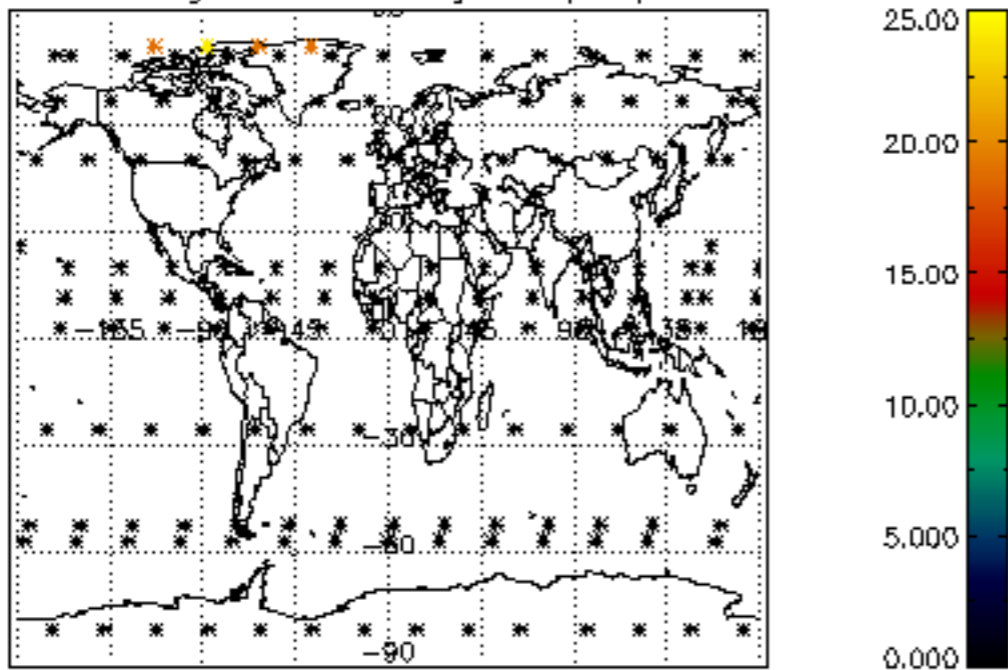
Percentage of star falling outside central band per profile



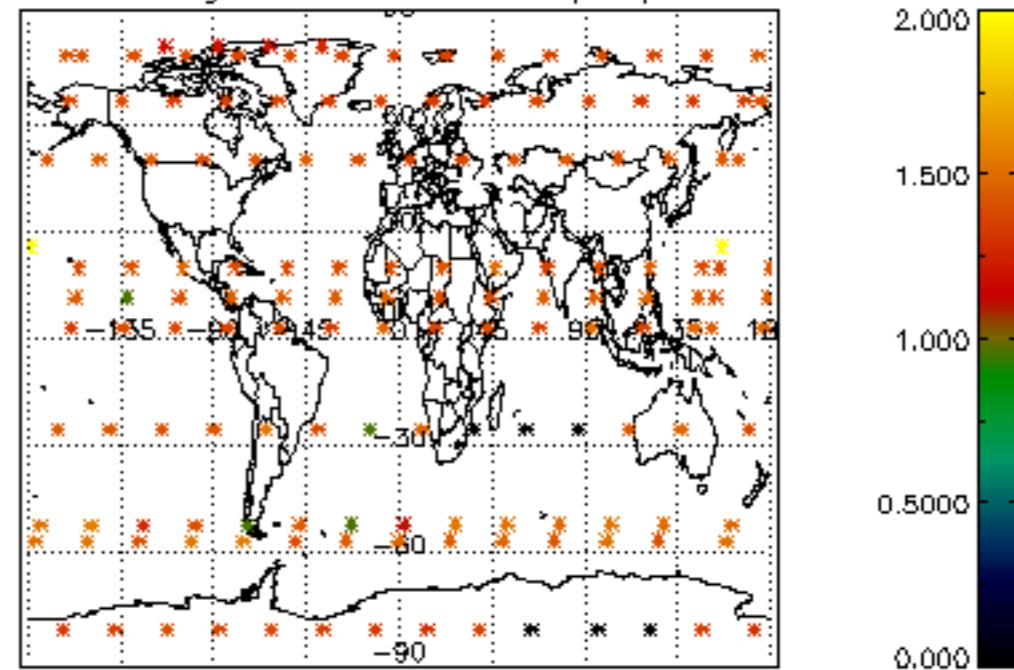
Percentage of saturation errors per profile



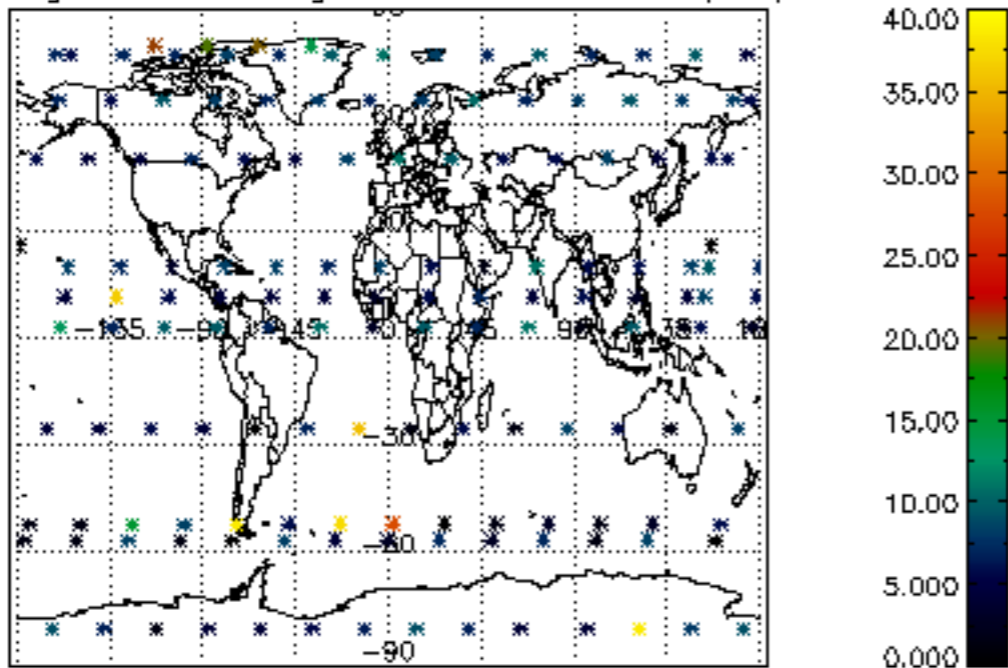
Percentage of cosmic ray hits per profile



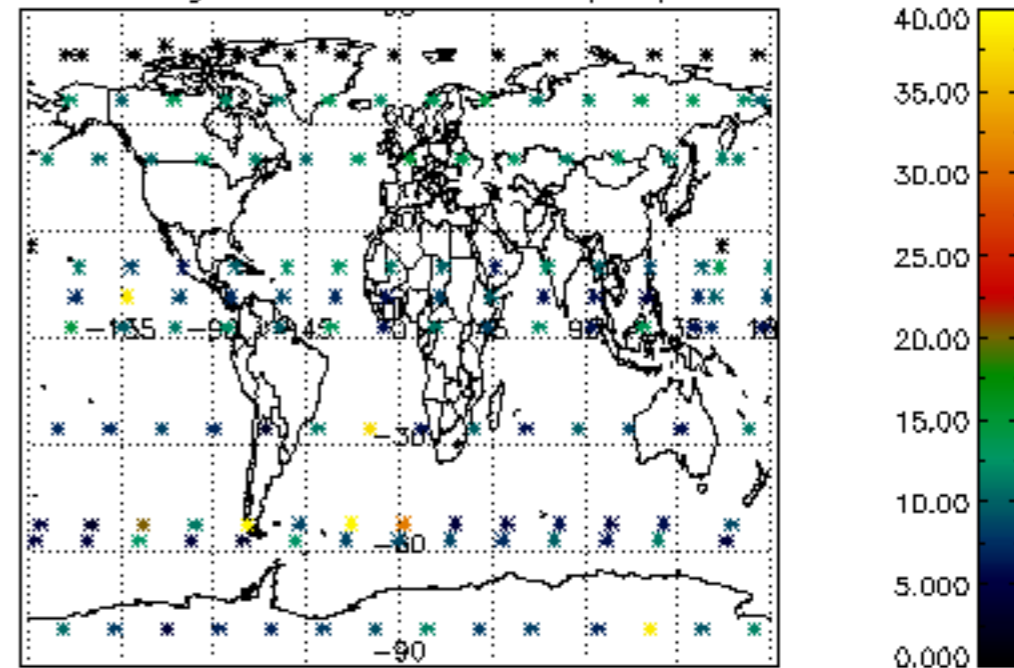
Percentage of datation errors per profile

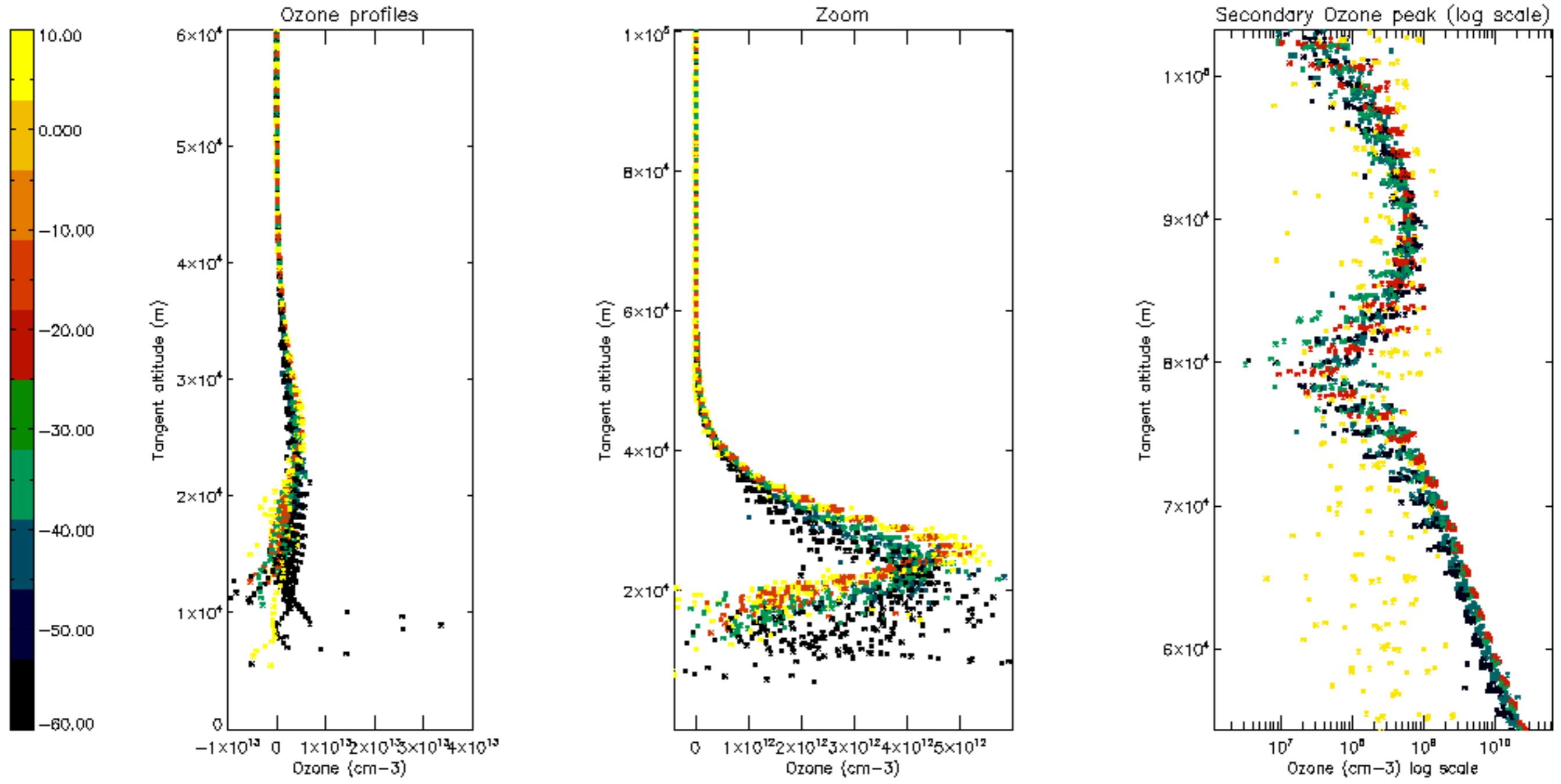


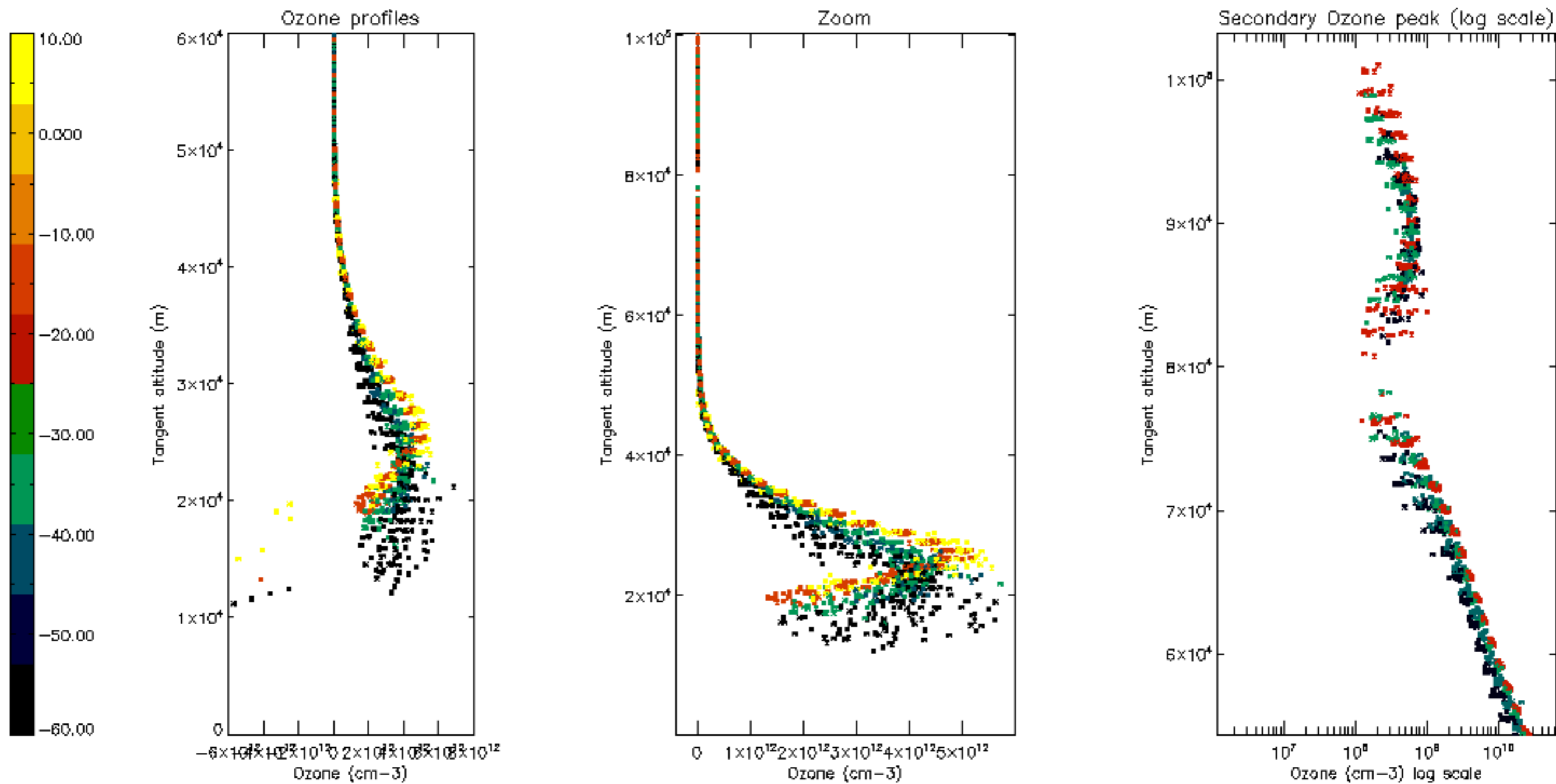
Percentage of star falling outside central band per profile

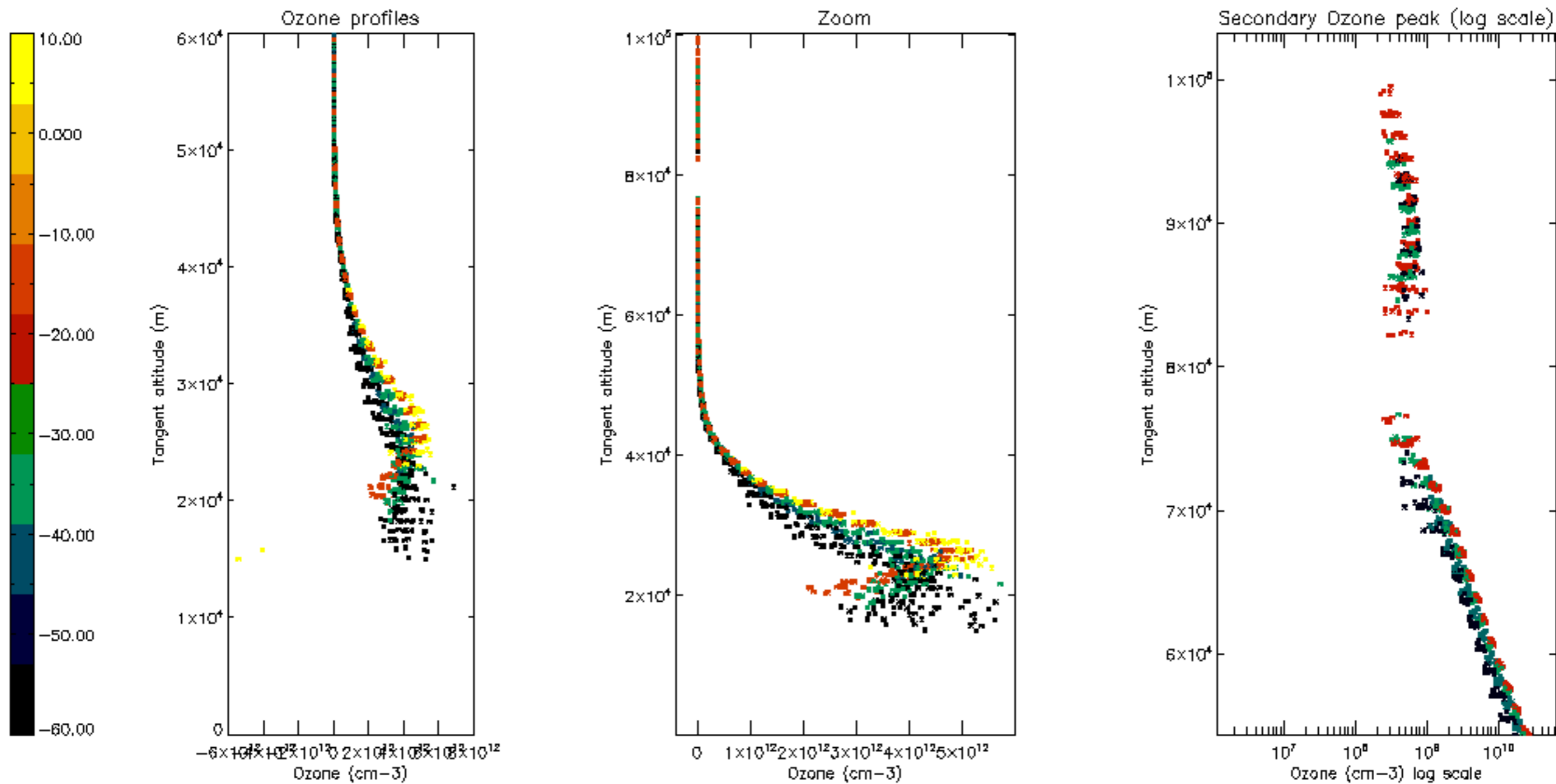


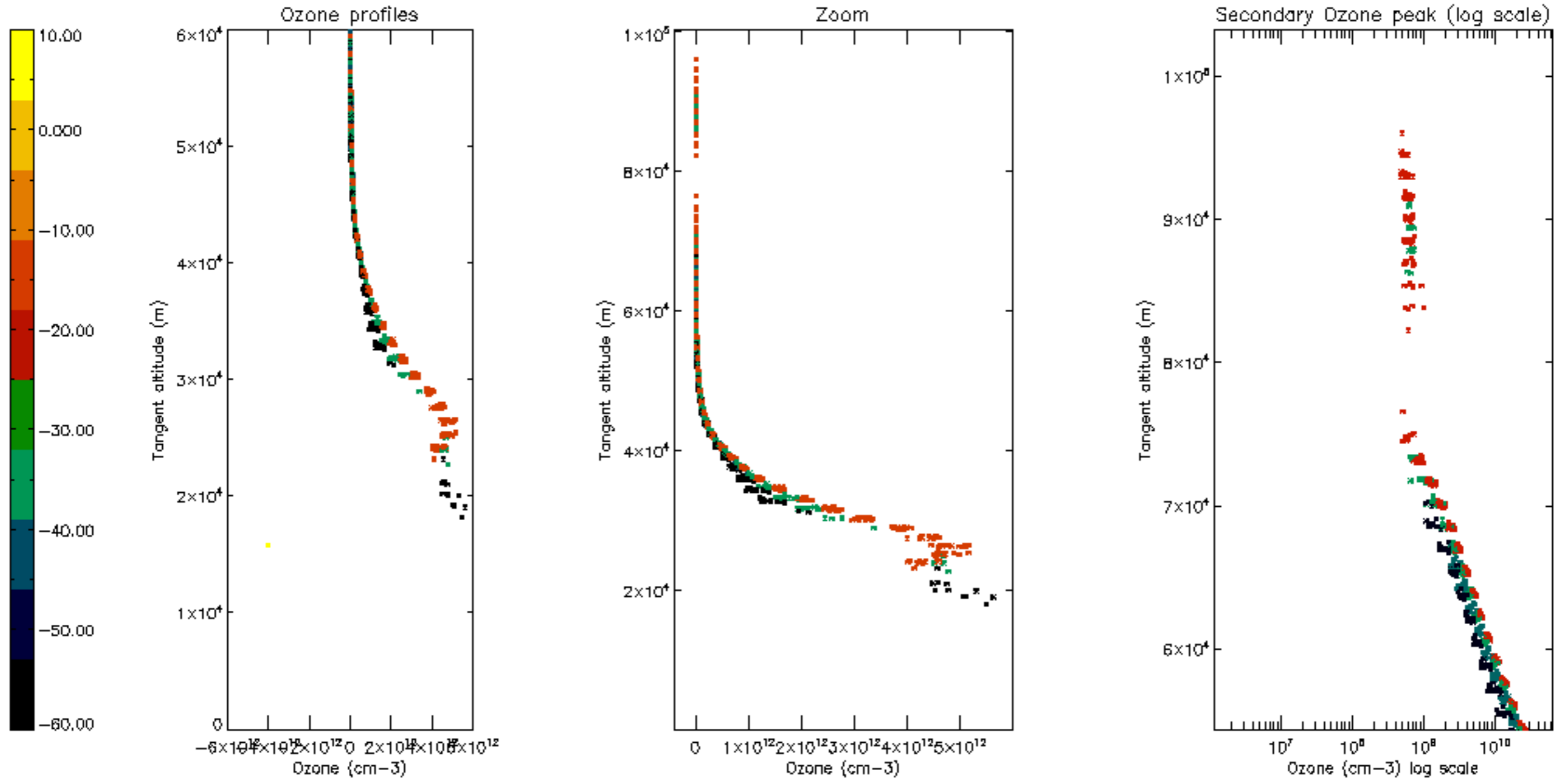
Percentage of saturation errors per profile

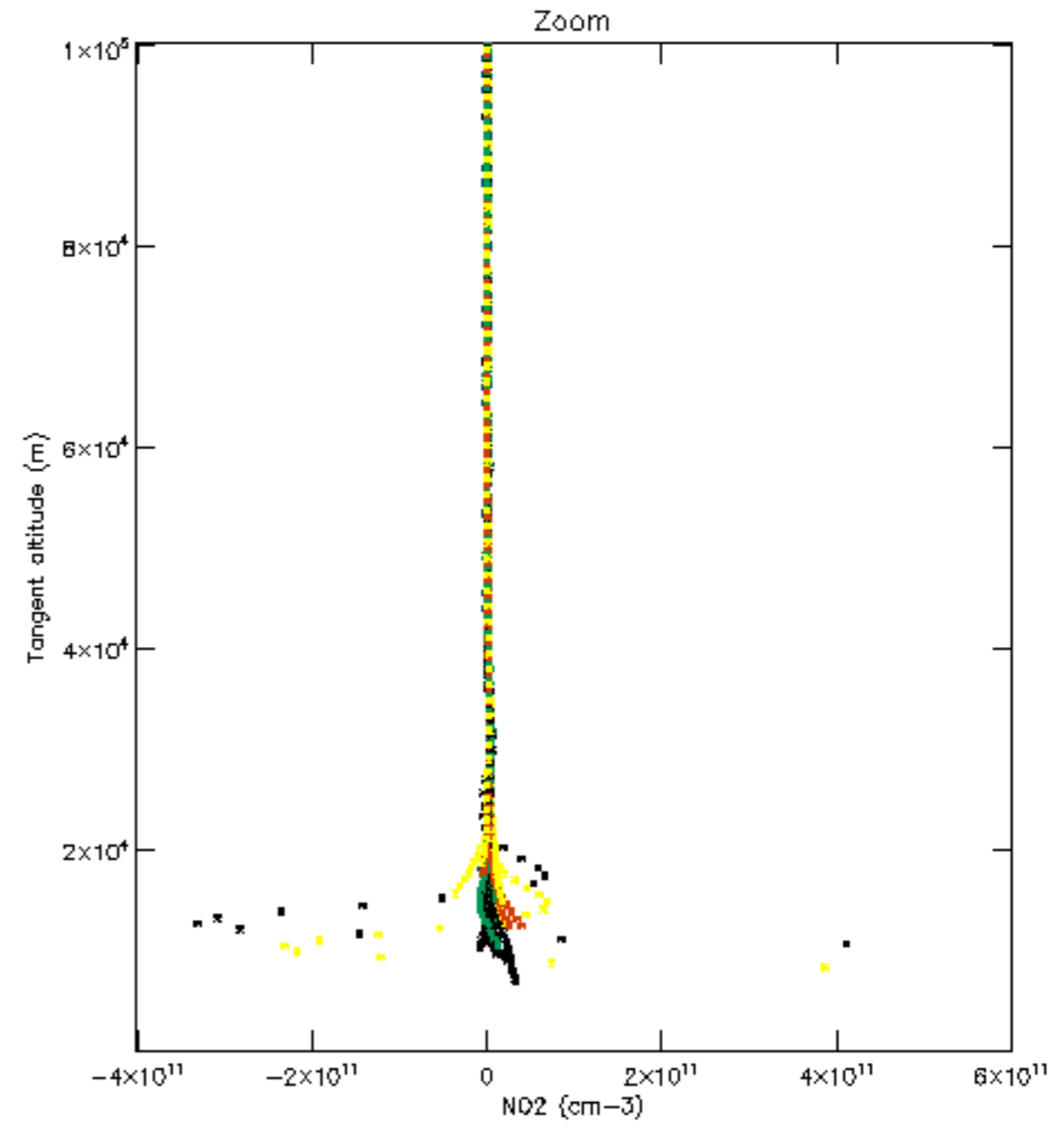
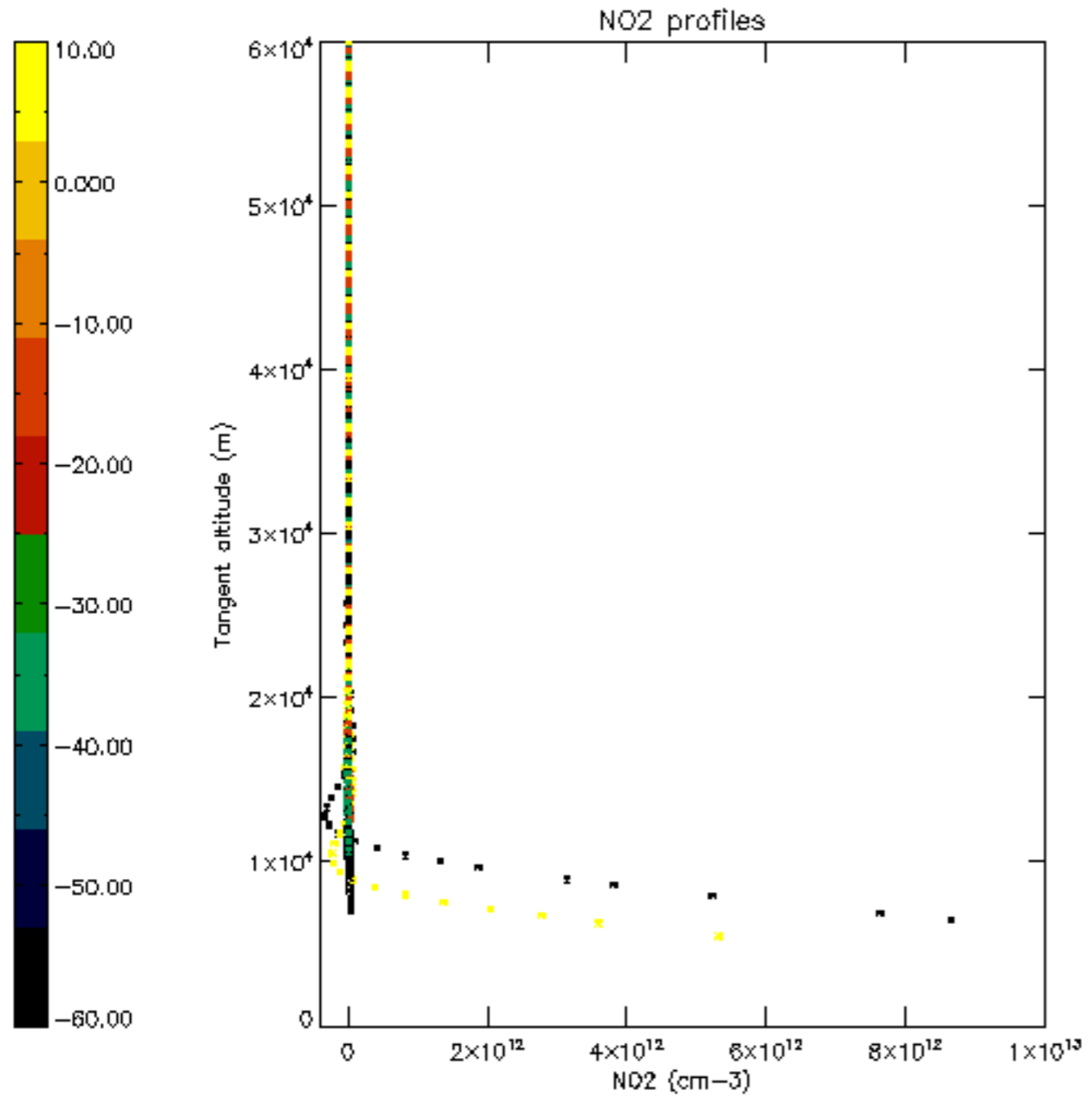


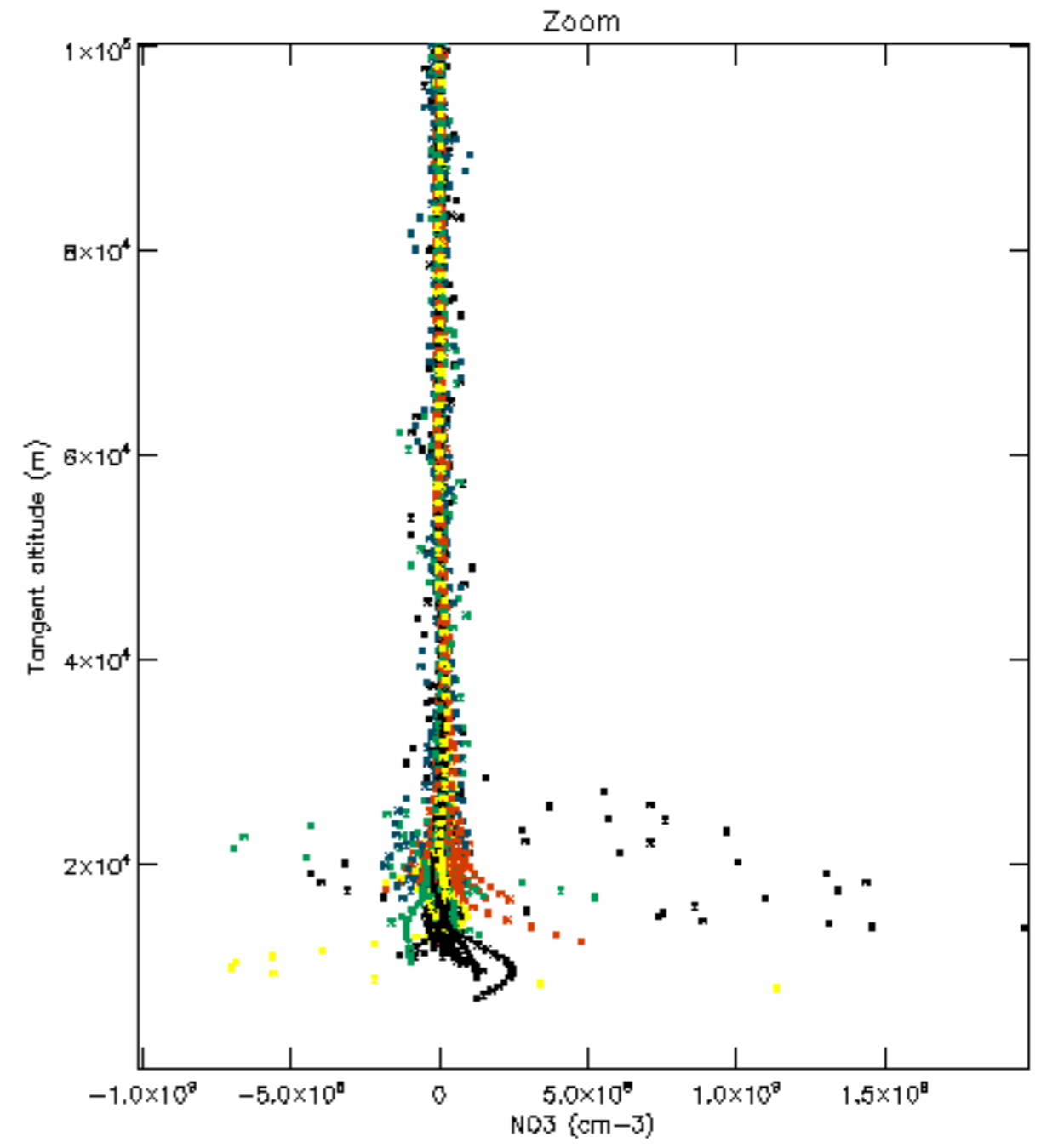
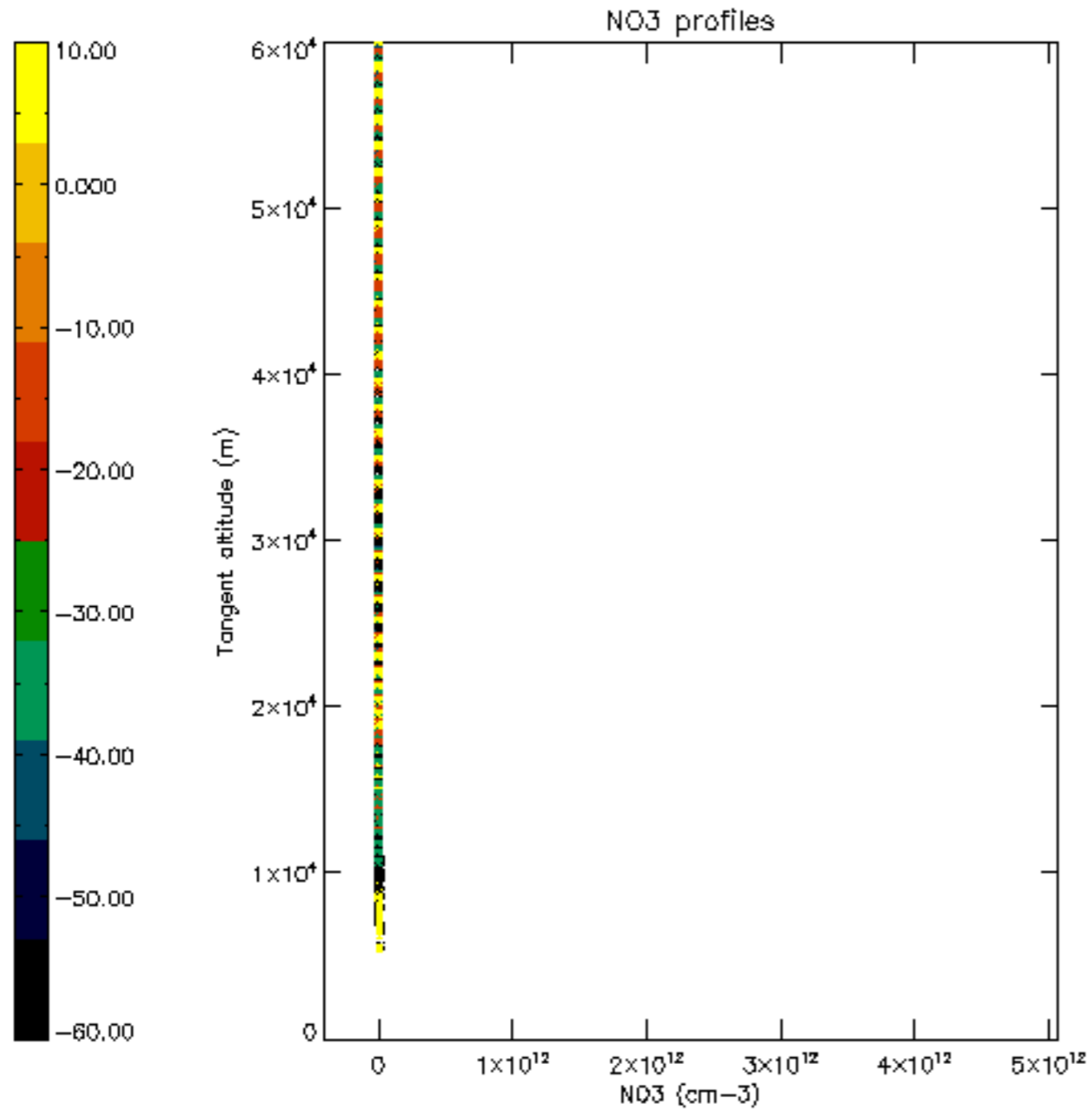


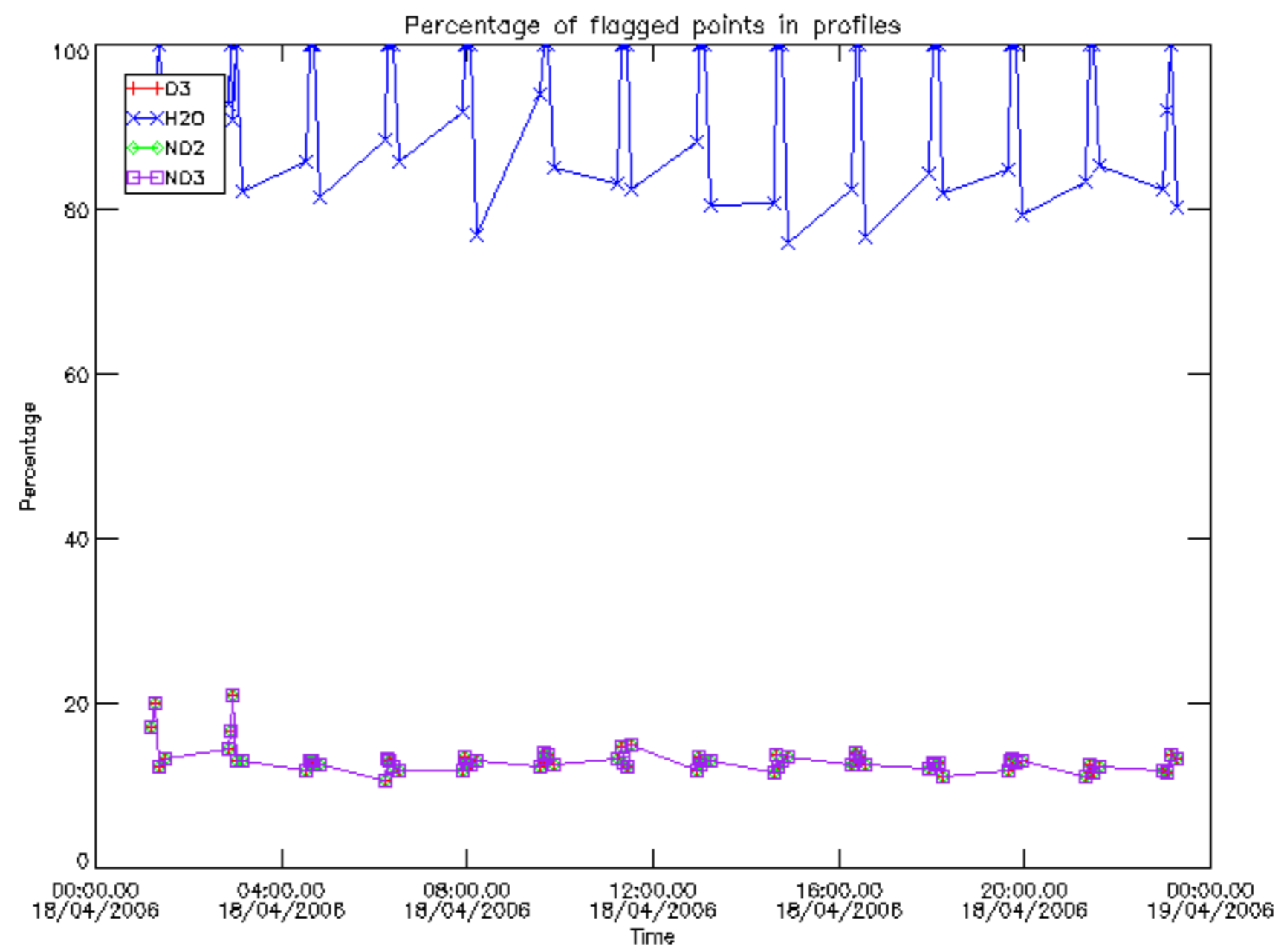




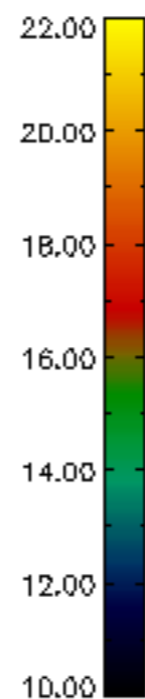
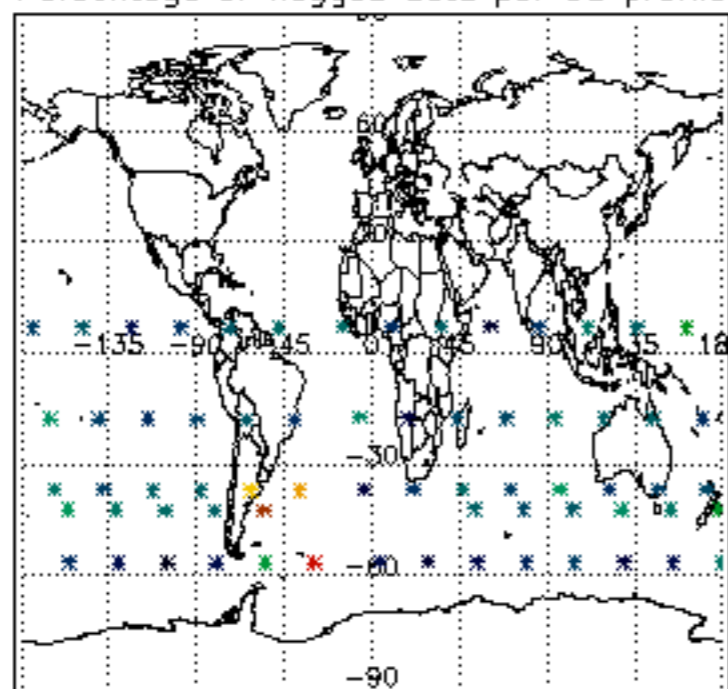




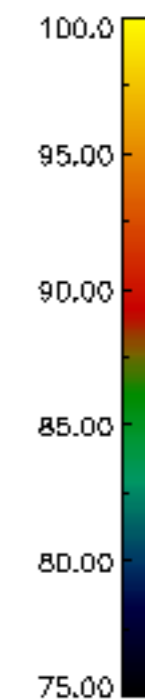
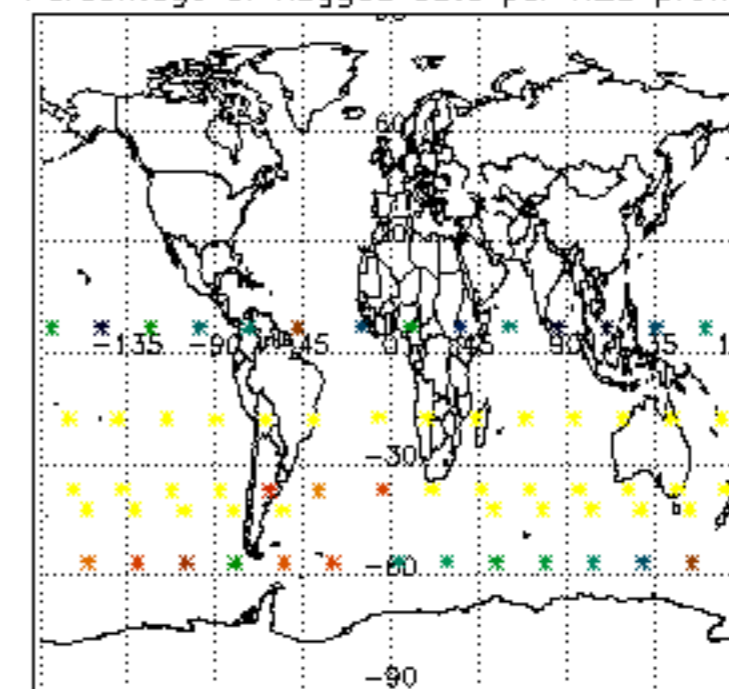




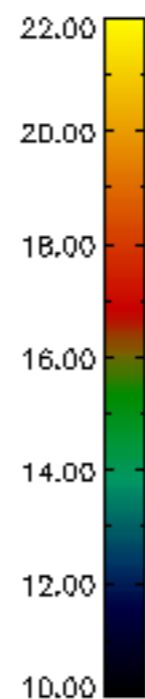
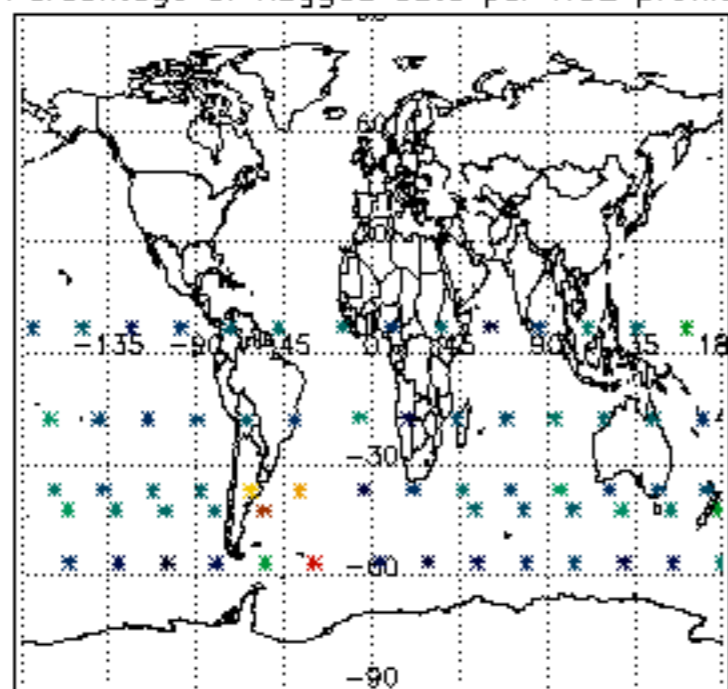
Percentage of flagged data per D3 profile



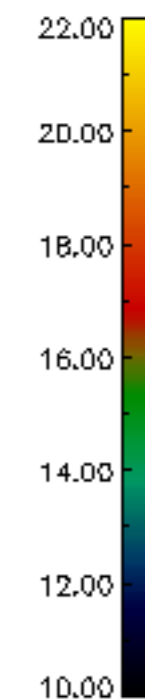
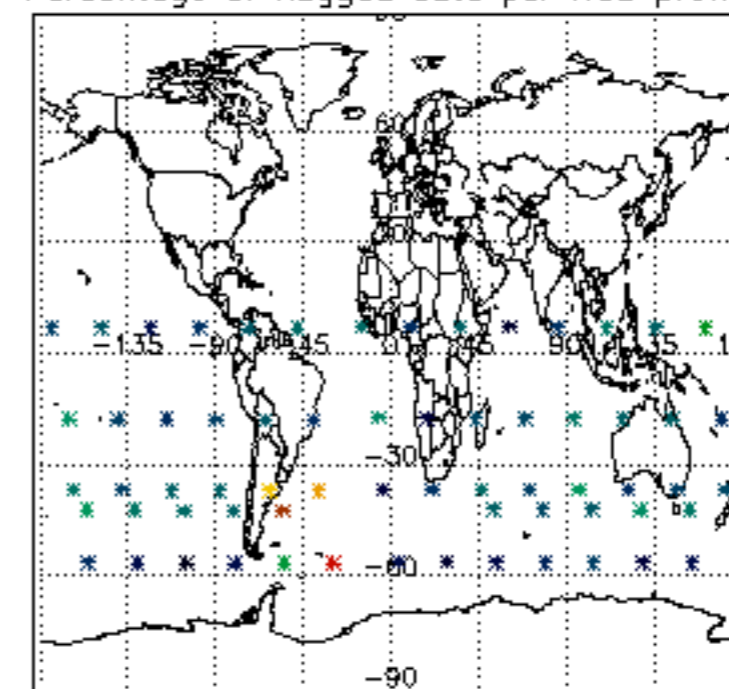
Percentage of flagged data per H2O profile

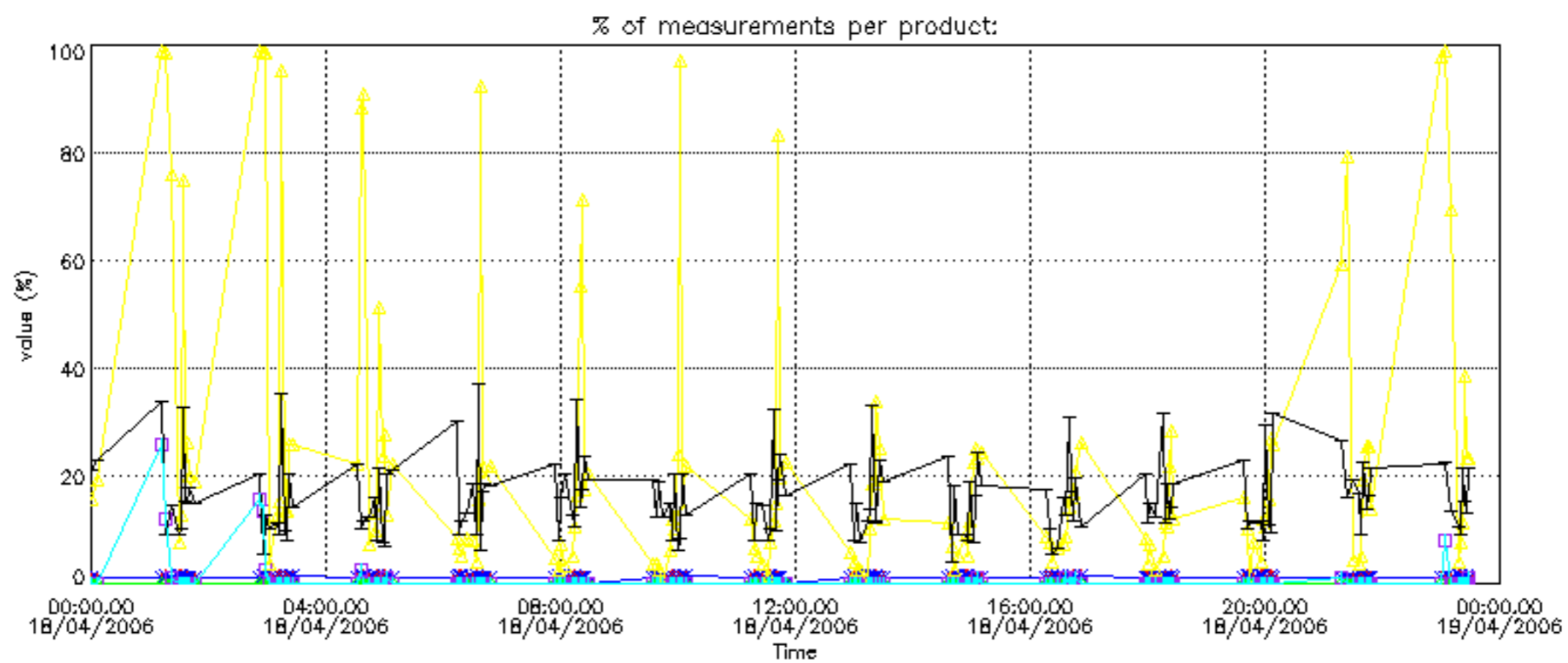


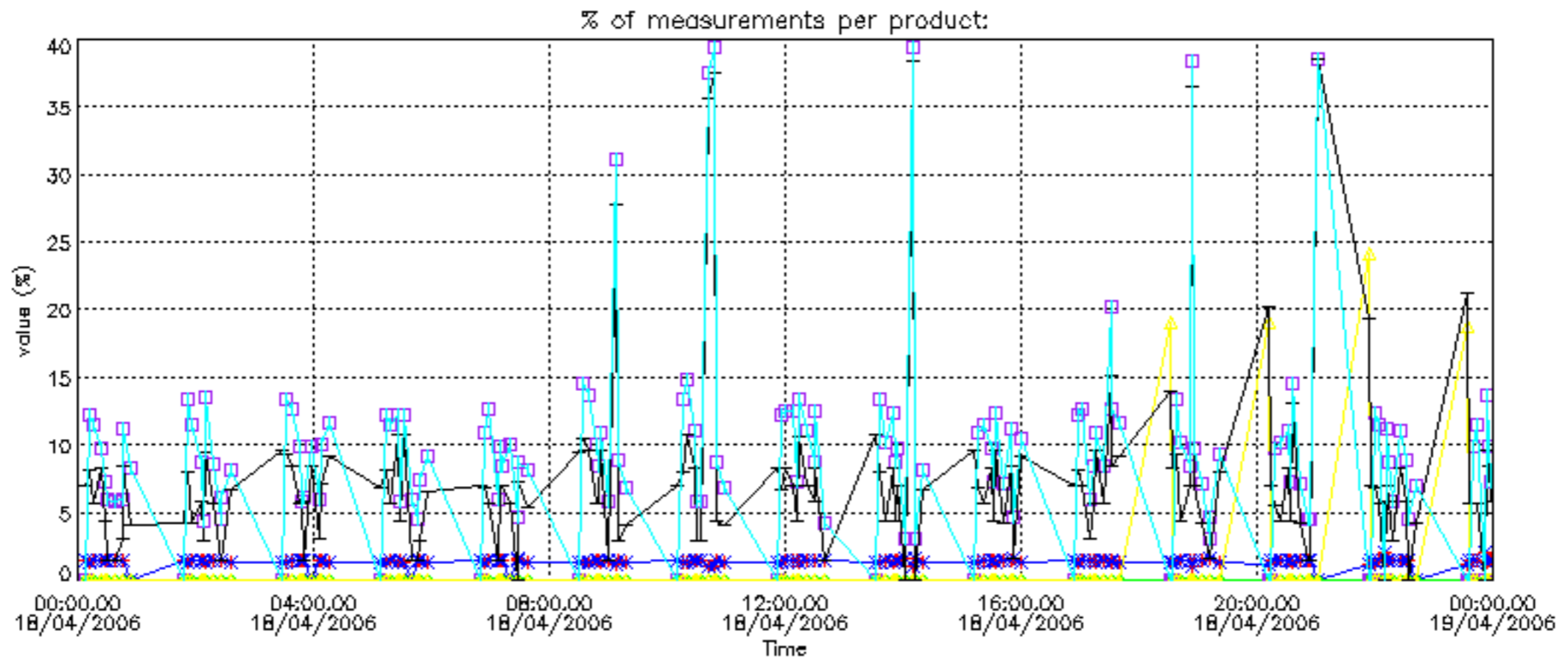
Percentage of flagged data per NO2 profile



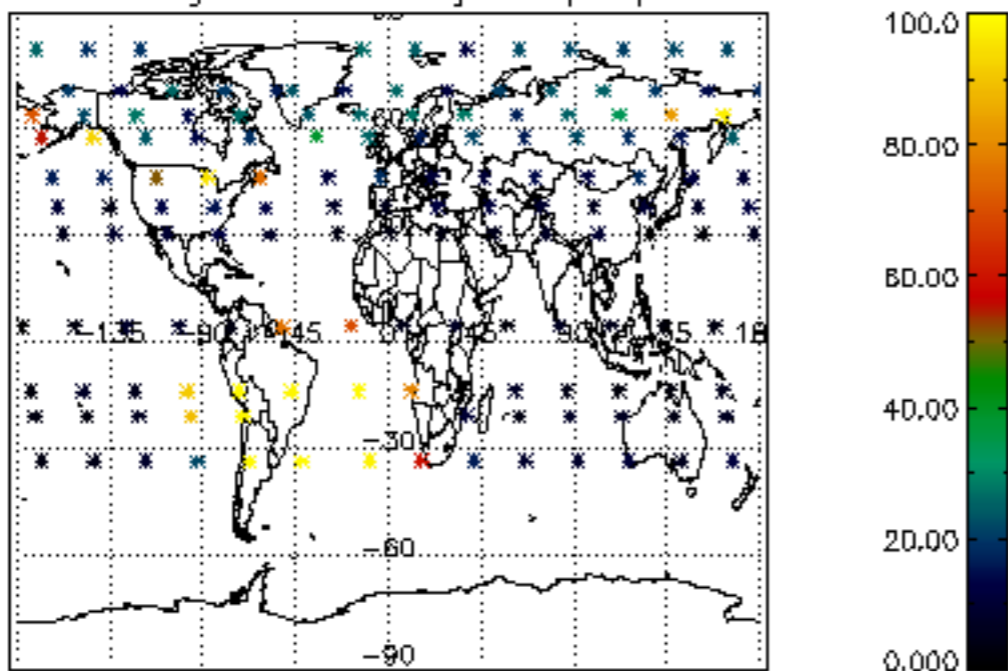
Percentage of flagged data per NO3 profile



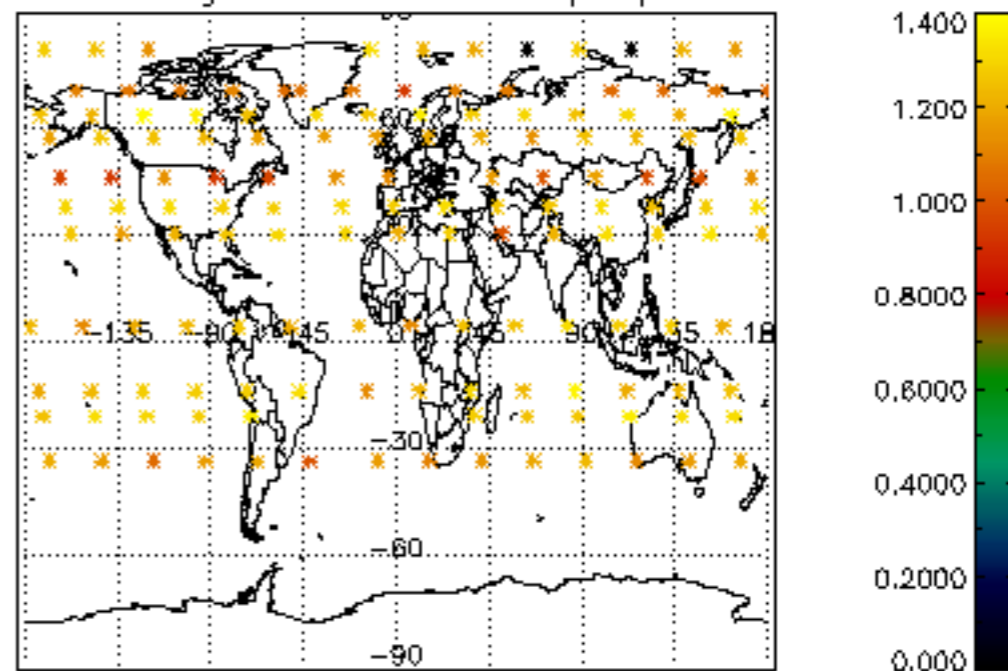




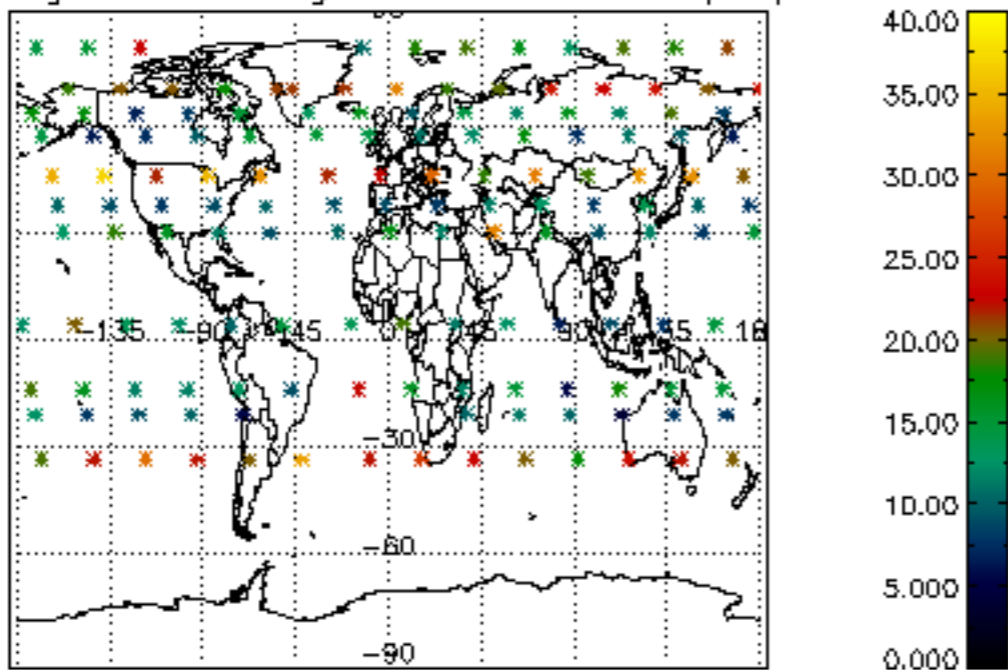
Percentage of cosmic ray hits per profile



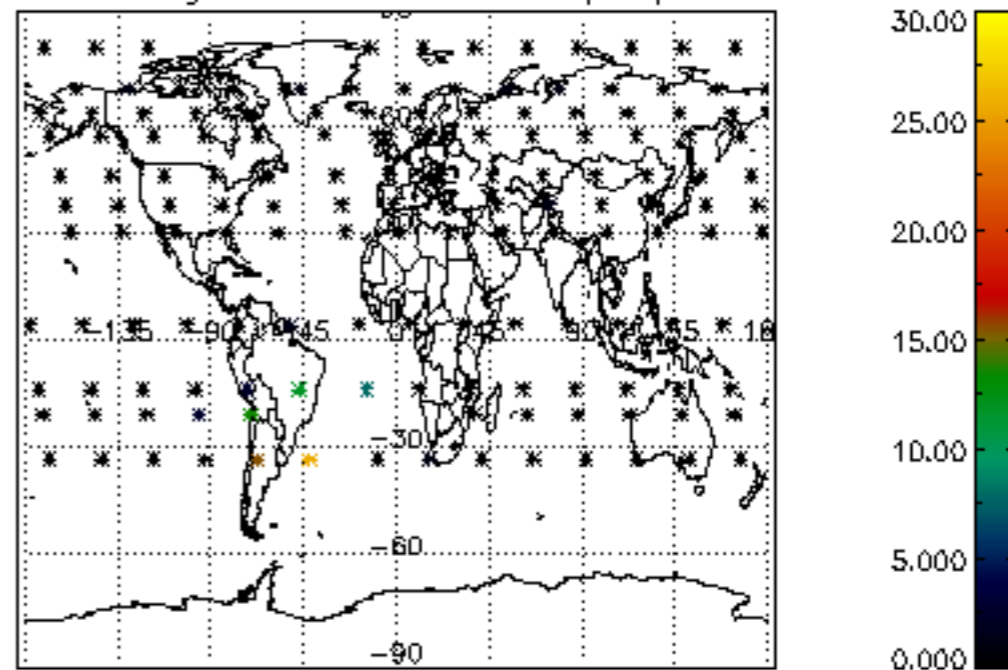
Percentage of datation errors per profile



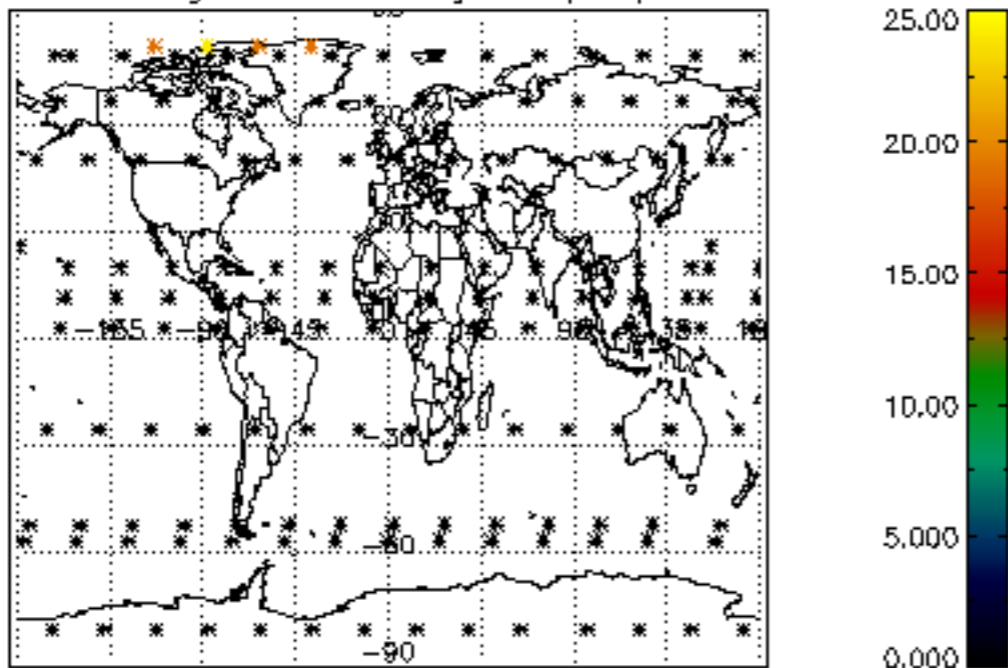
Percentage of star falling outside central band per profile



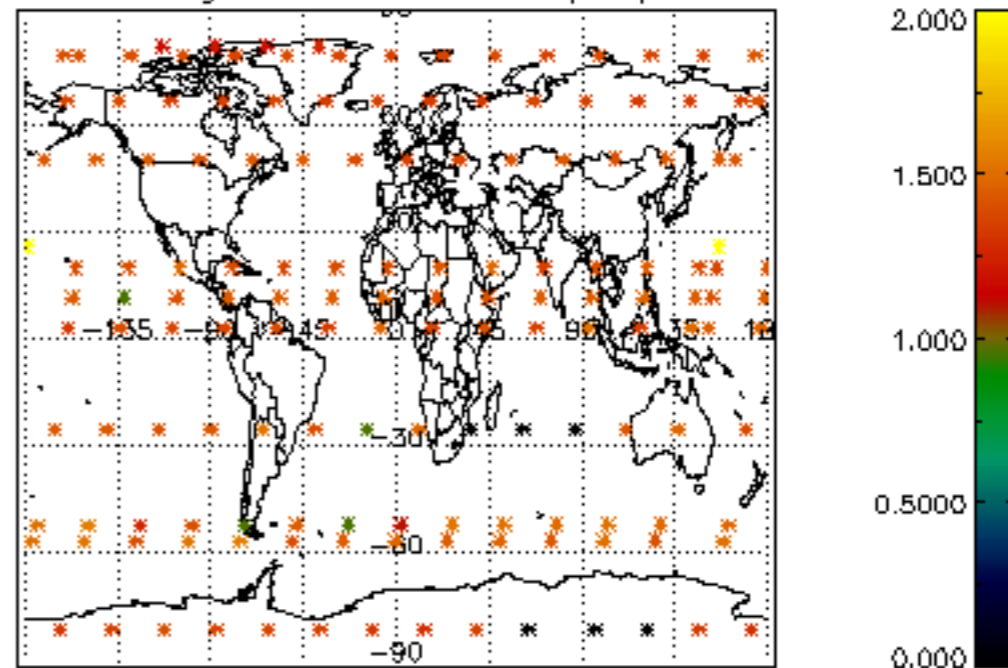
Percentage of saturation errors per profile



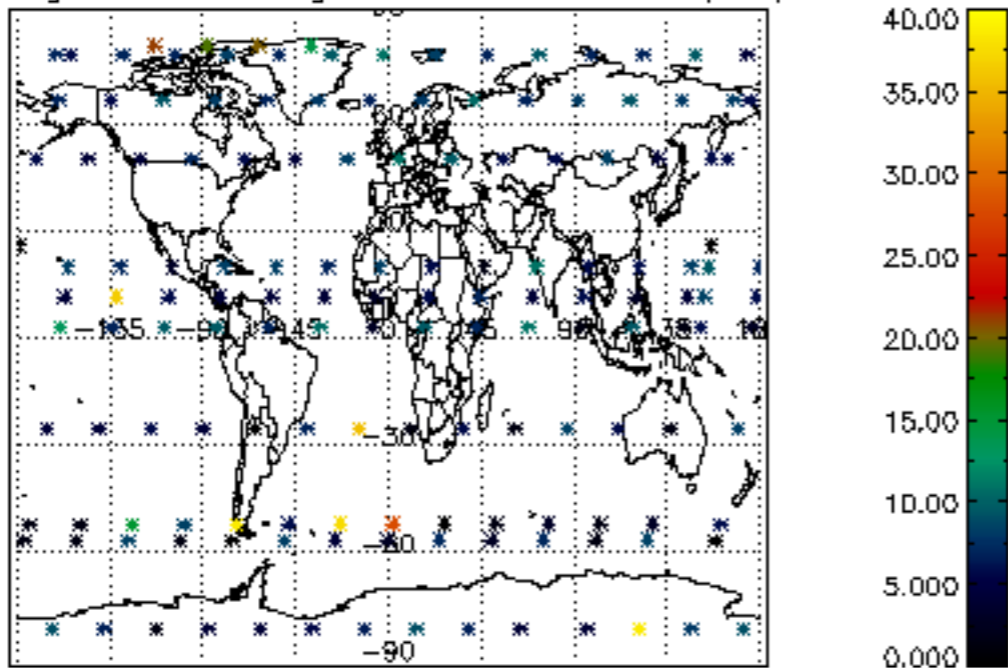
Percentage of cosmic ray hits per profile



Percentage of datation errors per profile



Percentage of star falling outside central band per profile



Percentage of saturation errors per profile

