

GOMOS Level 2 Daily Report

SUMMARY

[1. General Info](#)

[2. Summary of processed GOM_NL_2P products](#)

[3. Level 2 Quality information per product](#)

[3.1 Plot of level 2 quality information per product \(time dependant\)](#)

[3.2 Plot of level 2 quality information per product \(world map\)](#)

[4. Level 1 Quality information per product \(stored on level 2 products\)](#)

[4.1 Plot of level 1 quality information per product \(time dependant\)](#)

[4.1.1 Plot of level 1 quality information per product \(time dependant\): ASCENDING](#)

[4.1.2 Plot of level 1 quality information per product \(time dependant\): DESCENDING](#)

[4.2 Plot of level 1 quality information per product \(world map\)](#)

[4.2.1 Plot of level 1 quality information per product \(world map\): ASCENDING](#)

[4.2.2 Plot of level 1 quality information per product \(world map\): DESCENDING](#)

[5. Ozone profiles based on quality statistics and other trace gas profiles](#)

[5.1 Ozone statistics based on quality of products](#)

[5.2 Plot ozone profiles for all STD \(dark without errors\)](#)

[5.3 Plot ozone profiles where STD < 20% \(dark without errors\)](#)

[5.4. Plot ozone profiles where STD < 10% \(dark without errors\)](#)

[5.5. Plot ozone profiles where STD < 5% \(dark without errors\)](#)

[5.6 Plot NO2 profiles for all STD \(dark without errors\)](#)

[5.7 Plot NO3 profiles for all STD \(dark without errors\)](#)

[5.8 Plot H2O profiles \(only for occultations of stars 1,2,3,4,13,14,16,26,63 dark without errors\) for all STD](#)

[6. Auxiliary Data Files used for the production reported in section 2](#)

This report presents the daily analysis on parameters extracted from GOMOS level 2 data (GOM_NL__2P). It is intended to monitor some important parameters that will impact the quality of these products. A list of level 2 products (and content) that have arrived during the reporting day to the PCF is also given.

Item	Value
Time of report generation	23APR2013 18:23:52
Data source version	GOMOS/6.01
Start time of products	16-04-2006 (16APR2006 00:00:00)
Stop time of products	17-04-2006 (17APR2006 00:00:00)
Store outputs in DB	Yes
Nb of level 2 prods	186
Nb of prods with errors	0

2. Summary of processed GOM_NL__2P products.

Nr	Filename	UTC Start time	Limb	Duration	Star Id	Star Name	Star Mag	Star Temp	Nb Meas	Orbit	Prod. error
1	GOM_NL__2PRFIN20060416_000008_00000322046_00474_21570_9084.N1	16-APR-2006 00:00:08	Bright	32.000	49	1Alp UMi	1.9900	6300.0	64	21570	No
2	GOM_NL__2PRFIN20060416_000724_00000402046_00474_21570_9085.N1	16-APR-2006 00:07:24	Bright	39.500	89	5Alp Cep	2.4510	8000.0	79	21570	No
3	GOM_NL__2PRFIN20060416_001721_00000372046_00474_21570_9086.N1	16-APR-2006 00:17:21	Bright	36.500	164	44Eta Peg	2.9480	5400.0	73	21570	No
4	GOM_NL__2PRFIN20060416_002654_00000452046_00474_21570_9087.N1	16-APR-2006 00:26:54	Dark	44.500	162	34Alp Aqr	2.9440	5350.0	89	21570	No
5	GOM_NL__2PRFIN20060416_003156_00000452046_00474_21570_9088.N1	16-APR-2006 00:31:56	Dark	44.500	142	49Del Cap	2.8500	8900.0	89	21570	No
6	GOM_NL__2PRFIN20060416_004414_00000392046_00475_21571_9068.N1	16-APR-2006 00:44:14	Dark	39.000	45	Alp Pav	1.9400	26000.	78	21571	No
7	GOM_NL__2PRFIN20060416_005135_00000472046_00475_21571_9069.N1	16-APR-2006 00:51:35	Dark	46.500	43	Alp TrA	1.9100	4250.0	93	21571	No
8	GOM_NL__2PRFIN20060416_005341_00000392046_00475_21571_9070.N1	16-APR-2006 00:53:41	Dark	39.000	134	Bet TrA	2.8100	6600.0	78	21571	No
9	GOM_NL__2PRFIN20060416_005605_00000432046_00475_21571_9071.N1	16-APR-2006 00:56:05	Straylight	42.500	4	Alp1Cen	-0.010000	5800.0	85	21571	No
10	GOM_NL__2PRFIN20060416_005915_00000412046_00475_21571_9072.N1	16-APR-2006 00:59:15	Straylight	40.500	78	Alp Lup	2.3040	28000.	81	21571	No
11	GOM_NL__2PRFIN20060416_010051_00000442046_00475_21571_9073.N1	16-APR-2006 01:00:51	Straylight	43.500	81	Eta Cen	2.3560	28000.	87	21571	No
12	GOM_NL__2PRFIN20060416_010313_00000452046_00475_21571_9074.N1	16-APR-2006 01:03:13	Straylight	44.500	54	5The Cen	2.0550	4500.0	89	21571	No
13	GOM_NL__2PRFIN20060416_010821_00000432046_00475_21571_9075.N1	16-APR-2006 01:08:21	Twilight_stray	42.500	106	9Bet Crv	2.6480	5600.0	85	21571	No
14	GOM_NL__2PRFIN20060416_011010_00000382046_00475_21571_9076.N1	16-APR-2006 01:10:10	Bright	37.500	100	4Gam Crv	2.5800	13100.	75	21571	No
15	GOM_NL__2PRFIN20060416_011134_00000442046_00475_21571_9077.N1	16-APR-2006 01:11:34	Bright	44.000	15	67Alp Vir	0.97600	28000.	88	21571	No
16	GOM_NL__2PRFIN20060416_011437_00000382046_00475_21571_9078.N1	16-APR-2006 01:14:37	Bright	37.500	121	29Gam Vir	2.7400	7200.0	75	21571	No
17	GOM_NL__2PRFIN20060416_011823_00000392046_00475_21571_9079.N1	16-APR-2006 01:18:23	Bright	39.000	138	47Eps Vir	2.8280	4700.0	78	21571	No
18	GOM_NL__2PRFIN20060416_012630_00000382046_00475_21571_9080.N1	16-APR-2006 01:26:30	Bright	37.500	152	12Alp2CVn	2.8900	11000.	75	21571	No
19	GOM_NL__2PRFIN20060416_013021_00000362046_00475_21571_9081.N1	16-APR-2006 01:30:21	Bright	36.000	87	64Gam UMa	2.4330	11000.	72	21571	No
20	GOM_NL__2PRFIN20060416_013143_00000392046_00475_21571_9082.N1	16-APR-2006 01:31:43	Bright	39.000	55	79Zet UMa	2.0600	10200.	78	21571	No
21	GOM_NL__2PRFIN20060416_013754_00000392046_00475_21571_9083.N1	16-APR-2006 01:37:54	Bright	39.000	60	7Bet UMi	2.0810	3950.0	78	21571	No
22	GOM_NL__2PRFIN20060416_014044_00000332046_00475_21571_9084.N1	16-APR-2006 01:40:44	Bright	32.500	49	1Alp UMi	1.9900	6300.0	65	21571	No
23	GOM_NL__2PRFIN20060416_014800_00000392046_00475_21571_9085.N1	16-APR-2006 01:48:00	Bright	38.500	89	5Alp Cep	2.4510	8000.0	77	21571	No
24	GOM_NL__2PRFIN20060416_015757_00000372046_00475_21571_9086.N1	16-APR-2006 01:57:57	Bright	36.500	164	44Eta Peg	2.9480	5400.0	73	21571	No
25	GOM_NL__2PRFIN20060416_020731_00000402046_00475_21571_9087.N1	16-APR-2006 02:07:31	Dark	40.000	162	34Alp Aqr	2.9440	5350.0	80	21571	No
26	GOM_NL__2PRFIN20060416_022451_00000412046_00476_21572_9068.N1	16-APR-2006 02:24:51	Dark	41.000	45	Alp Pav	1.9400	26000.	82	21572	No
27	GOM_NL__2PRFIN20060416_023212_00000392046_00476_21572_9069.N1	16-APR-2006 02:32:12	Dark	39.000	43	Alp TrA	1.9100	4250.0	78	21572	No
28	GOM_NL__2PRFIN20060416_023418_00000402046_00476_21572_9070.N1	16-APR-2006 02:34:18	Dark	39.500	134	Bet TrA	2.8100	6600.0	79	21572	No
29	GOM_NL__2PRFIN20060416_023641_00000432046_00476_21572_9071.N1	16-APR-2006 02:36:41	Straylight	42.500	4	Alp1Cen	-0.010000	5800.0	85	21572	No
30	GOM_NL__2PRFIN20060416_023952_00000412046_00476_21572_9072.N1	16-APR-2006 02:39:52	Straylight	41.000	78	Alp Lup	2.3040	28000.	82	21572	No
31	GOM_NL__2PRFIN20060416_024127_00000442046_00476_21572_9073.N1	16-APR-2006 02:41:27	Straylight	43.500	81	Eta Cen	2.3560	28000.	87	21572	No
32	GOM_NL__2PRFIN20060416_024349_00000482046_00476_21572_9074.N1	16-APR-2006 02:43:49	Straylight	48.000	54	5The Cen	2.0550	4500.0	96	21572	No
33	GOM_NL__2PRFIN20060416_024857_00000412046_00476_21572_9075.N1	16-APR-2006 02:48:57	Twilight_stray	41.000	106	9Bet Crv	2.6480	5600.0	82	21572	No
34	GOM_NL__2PRFIN20060416_025047_00000382046_00476_21572_9076.N1	16-APR-2006 02:50:47	Bright	37.500	100	4Gam Crv	2.5800	13100.	75	21572	No
35	GOM_NL__2PRFIN20060416_025210_00000452046_00476_21572_9077.N1	16-APR-2006 02:52:10	Bright	44.500	15	67Alp Vir	0.97600	28000.	89	21572	No
36	GOM_NL__2PRFIN20060416_025513_00000382046_00476_21572_9078.N1	16-APR-2006 02:55:13	Bright	37.500	121	29Gam Vir	2.7400	7200.0	75	21572	No
37	GOM_NL__2PRFIN20060416_025859_00000392046_00476_21572_9079.N1	16-APR-2006 02:58:59	Bright	39.000	138	47Eps Vir	2.8280	4700.0	78	21572	No
38	GOM_NL__2PRFIN20060416_030706_00000372046_00476_21572_9080.N1	16-APR-2006 03:07:06	Bright	37.000	152	12Alp2CVn	2.8900	11000.	74	21572	No
39	GOM_NL__2PRFIN20060416_031057_00000362046_00476_21572_9081.N1	16-APR-2006 03:10:57	Bright	36.000	87	64Gam UMa	2.4330	11000.	72	21572	No
40	GOM_NL__2PRFIN20060416_031219_00000382046_00476_21572_9082.N1	16-APR-2006 03:12:19	Bright	37.500	55	79Zet UMa	2.0600	10200.	75	21572	No
41	GOM_NL__2PRFIN20060416_031829_00000362046_00476_21572_9083.N1	16-APR-2006 03:18:29	Bright	35.500	60	7Bet UMi	2.0810	3950.0	71	21572	No
42	GOM_NL__2PRFIN20060416_032120_00000322046_00476_21572_9084.N1	16-APR-2006 03:21:20	Bright	32.000	49	1Alp UMi	1.9900	6300.0	64	21572	No

43	GOM_NL__2PRFIN20060416_032836_000000372046_00476_21572_9085.N1	16-APR-2006 03:28:36	Bright	37.000	89	5Alp Cep	2.4510	8000.0	74	21572	No
44	GOM_NL__2PRFIN20060416_033833_000000372046_00476_21572_9086.N1	16-APR-2006 03:38:33	Bright	37.000	164	44Eta Peg	2.9480	5400.0	74	21572	No
45	GOM_NL__2PRFIN20060416_034807_000000412046_00476_21572_9087.N1	16-APR-2006 03:48:07	Dark	40.500	162	34Alp Aqr	2.9440	5350.0	81	21572	No
46	GOM_NL__2PRFIN20060416_035309_000000452046_00476_21572_9088.N1	16-APR-2006 03:53:09	Dark	44.500	142	49Del Cap	2.8500	8900.0	89	21572	No
47	GOM_NL__2PRFIN20060416_035826_000000392046_00476_21572_9089.N1	16-APR-2006 03:58:26	Dark	39.000	172	Gam Gru	3.0030	13100.	78	21572	No
48	GOM_NL__2PRFIN20060416_040029_000000402046_00476_21572_9090.N1	16-APR-2006 04:00:29	Dark	39.500	31	Alp Gru	1.7340	15200.	79	21572	No
49	GOM_NL__2PRFIN20060416_040527_000000392046_00477_21573_9068.N1	16-APR-2006 04:05:27	Dark	39.000	45	Alp Pav	1.9400	26000.	78	21573	No
50	GOM_NL__2PRFIN20060416_041248_000000392046_00477_21573_9069.N1	16-APR-2006 04:12:48	Dark	38.500	43	Alp TrA	1.9100	4250.0	77	21573	No
51	GOM_NL__2PRFIN20060416_041454_000000392046_00477_21573_9070.N1	16-APR-2006 04:14:54	Dark	38.500	134	Bet TrA	2.8100	6600.0	77	21573	No
52	GOM_NL__2PRFIN20060416_041718_000000492046_00477_21573_9071.N1	16-APR-2006 04:17:18	Straylight	49.000	4	Alp1Cen	-0.010000	5800.0	98	21573	No
53	GOM_NL__2PRFIN20060416_042028_000000422046_00477_21573_9072.N1	16-APR-2006 04:20:28	Straylight	42.000	78	Alp Lup	2.3040	28000.	84	21573	No
54	GOM_NL__2PRFIN20060416_042204_000000412046_00477_21573_9073.N1	16-APR-2006 04:22:04	Straylight	41.000	81	Eta Cen	2.3560	28000.	82	21573	No
55	GOM_NL__2PRFIN20060416_042426_000000472046_00477_21573_9074.N1	16-APR-2006 04:24:26	Straylight	47.000	54	5The Cen	2.0550	4500.0	94	21573	No
56	GOM_NL__2PRFIN20060416_042933_000000412046_00477_21573_9075.N1	16-APR-2006 04:29:33	Tw_i_and_stray	41.000	106	9Bet Crv	2.6480	5600.0	82	21573	No
57	GOM_NL__2PRFIN20060416_043123_000000382046_00477_21573_9076.N1	16-APR-2006 04:31:23	Bright	37.500	100	4Gam Crv	2.5800	13100.	75	21573	No
58	GOM_NL__2PRFIN20060416_043246_000000442046_00477_21573_9077.N1	16-APR-2006 04:32:46	Bright	44.000	15	67Alp Vir	0.97600	28000.	88	21573	No
59	GOM_NL__2PRFIN20060416_043549_000000372046_00477_21573_9078.N1	16-APR-2006 04:35:49	Bright	37.000	121	29Gam Vir	2.7400	7200.0	74	21573	No
60	GOM_NL__2PRFIN20060416_043935_000000402046_00477_21573_9079.N1	16-APR-2006 04:39:35	Bright	39.500	138	47Eps Vir	2.8280	4700.0	79	21573	No
61	GOM_NL__2PRFIN20060416_044742_000000372046_00477_21573_9080.N1	16-APR-2006 04:47:42	Bright	37.000	152	12Alp2CVn	2.8900	11000.	74	21573	No
62	GOM_NL__2PRFIN20060416_045133_000000342046_00477_21573_9081.N1	16-APR-2006 04:51:33	Bright	34.000	87	64Gam UMa	2.4330	11000.	68	21573	No
63	GOM_NL__2PRFIN20060416_045255_000000392046_00477_21573_9082.N1	16-APR-2006 04:52:55	Bright	39.000	55	79Zet UMa	2.0600	10200.	78	21573	No
64	GOM_NL__2PRFIN20060416_045905_000000402046_00477_21573_9083.N1	16-APR-2006 04:59:05	Bright	39.500	60	7Bet UMi	2.0810	3950.0	79	21573	No
65	GOM_NL__2PRFIN20060416_050156_000000332046_00477_21573_9084.N1	16-APR-2006 05:01:56	Bright	32.500	49	1Alp UMi	1.9900	6300.0	65	21573	No
66	GOM_NL__2PRFIN20060416_050912_000000572046_00477_21573_9085.N1	16-APR-2006 05:09:12	Bright	57.000	89	5Alp Cep	2.4510	8000.0	114	21573	No
67	GOM_NL__2PRFIN20060416_051909_000000452046_00477_21573_9086.N1	16-APR-2006 05:19:09	Bright	45.000	164	44Eta Peg	2.9480	5400.0	90	21573	No
68	GOM_NL__2PRFIN20060416_052844_000000462046_00477_21573_9087.N1	16-APR-2006 05:28:44	Dark	46.000	162	34Alp Aqr	2.9440	5350.0	92	21573	No
69	GOM_NL__2PRFIN20060416_053345_000000462046_00477_21573_9088.N1	16-APR-2006 05:33:45	Dark	45.500	142	49Del Cap	2.8500	8900.0	91	21573	No
70	GOM_NL__2PRFIN20060416_053902_000000392046_00477_21573_9089.N1	16-APR-2006 05:39:02	Dark	38.500	172	Gam Gru	3.0030	13100.	77	21573	No
71	GOM_NL__2PRFIN20060416_054105_000000392046_00477_21573_9090.N1	16-APR-2006 05:41:05	Dark	39.000	31	Alp Gru	1.7340	15200.	78	21573	No
72	GOM_NL__2PRFIN20060416_054604_000000402046_00478_21574_9068.N1	16-APR-2006 05:46:04	Dark	39.500	45	Alp Pav	1.9400	26000.	79	21574	No
73	GOM_NL__2PRFIN20060416_055325_000000422046_00478_21574_9069.N1	16-APR-2006 05:53:25	Dark	42.000	43	Alp TrA	1.9100	4250.0	84	21574	No
74	GOM_NL__2PRFIN20060416_055531_000000402046_00478_21574_9070.N1	16-APR-2006 05:55:31	Dark	40.000	134	Bet TrA	2.8100	6600.0	80	21574	No
75	GOM_NL__2PRFIN20060416_055754_000000442046_00478_21574_9071.N1	16-APR-2006 05:57:54	Straylight	43.500	4	Alp1Cen	-0.010000	5800.0	87	21574	No
76	GOM_NL__2PRFIN20060416_060105_000000452046_00478_21574_9072.N1	16-APR-2006 06:01:05	Straylight	44.500	78	Alp Lup	2.3040	28000.	89	21574	No
77	GOM_NL__2PRFIN20060416_060240_000000442046_00478_21574_9073.N1	16-APR-2006 06:02:40	Straylight	43.500	81	Eta Cen	2.3560	28000.	87	21574	No
78	GOM_NL__2PRFIN20060416_060502_000000472046_00478_21574_9074.N1	16-APR-2006 06:05:02	Straylight	47.000	54	5The Cen	2.0550	4500.0	94	21574	No
79	GOM_NL__2PRFIN20060416_061009_000000412046_00478_21574_9075.N1	16-APR-2006 06:10:09	Tw_i_and_stray	41.000	106	9Bet Crv	2.6480	5600.0	82	21574	No
80	GOM_NL__2PRFIN20060416_061159_000000382046_00478_21574_9076.N1	16-APR-2006 06:11:59	Bright	37.500	100	4Gam Crv	2.5800	13100.	75	21574	No
81	GOM_NL__2PRFIN20060416_061322_000000412046_00478_21574_9077.N1	16-APR-2006 06:13:22	Bright	41.000	15	67Alp Vir	0.97600	28000.	82	21574	No
82	GOM_NL__2PRFIN20060416_061625_000000382046_00478_21574_9078.N1	16-APR-2006 06:16:25	Bright	38.000	121	29Gam Vir	2.7400	7200.0	76	21574	No
83	GOM_NL__2PRFIN20060416_062011_000000412046_00478_21574_9079.N1	16-APR-2006 06:20:11	Bright	41.000	138	47Eps Vir	2.8280	4700.0	82	21574	No
84	GOM_NL__2PRFIN20060416_062817_000000362046_00478_21574_9080.N1	16-APR-2006 06:28:17	Bright	36.000	152	12Alp2CVn	2.8900	11000.	72	21574	No
85	GOM_NL__2PRFIN20060416_063209_000000362046_00478_21574_9081.N1	16-APR-2006 06:32:09	Bright	36.000	87	64Gam UMa	2.4330	11000.	72	21574	No
86	GOM_NL__2PRFIN20060416_063331_000000372046_00478_21574_9082.N1	16-APR-2006 06:33:31	Bright	36.500	55	79Zet UMa	2.0600	10200.	73	21574	No
87	GOM_NL__2PRFIN20060416_063941_000000402046_00478_21574_9083.N1	16-APR-2006 06:39:41	Bright	40.000	60	7Bet UMi	2.0810	3950.0	80	21574	No
88	GOM_NL__2PRFIN20060416_064232_000000352046_00478_21574_9084.N1	16-APR-2006 06:42:32	Bright	34.500	49	1Alp UMi	1.9900	6300.0	69	21574	No
89	GOM_NL__2PRFIN20060416_064947_000000572046_00478_21574_9085.N1	16-APR-2006 06:49:47	Bright	57.000	89	5Alp Cep	2.4510	8000.0	114	21574	No
90	GOM_NL__2PRFIN20060416_065945_000000382046_00478_21574_9086.N1	16-APR-2006 06:59:45	Bright	37.500	164	44Eta Peg	2.9480	5400.0	75	21574	No
91	GOM_NL__2PRFIN20060416_070920_000000482046_00478_21574_9087.N1	16-APR-2006 07:09:20	Dark	47.500	162	34Alp Aqr	2.9440	5350.0	95	21574	No
92	GOM_NL__2PRFIN20060416_071422_000000462046_00478_21574_9088.N1	16-APR-2006 07:14:22	Dark	45.500	142	49Del Cap	2.8500	8900.0	91	21574	No
93	GOM_NL__2PRFIN20060416_071939_000000392046_00478_21574_9089.N1	16-APR-2006 07:19:39	Dark	38.500	172	Gam Gru	3.0030	13100.	77	21574	No
94	GOM_NL__2PRFIN20060416_072142_000000422046_00478_21574_9090.N1	16-APR-2006 07:21:42	Dark	41.500	31	Alp Gru	1.7340	15200.	83	21574	No
95	GOM_NL__2PRFIN20060416_072640_000000402046_00479_21575_9068.N1	16-APR-2006 07:26:40	Dark	39.500	45	Alp Pav	1.9400	26000.	79	21575	No
96	GOM_NL__2PRFIN20060416_073401_000000412046_00479_21575_9069.N1	16-APR-2006 07:34:01	Dark	40.500	43	Alp TrA	1.9100	4250.0	81	21575	No
97	GOM_NL__2PRFIN20060416_073607_000000392046_00479_21575_9070.N1	16-APR-2006 07:36:07	Dark	38.500	134	Bet TrA	2.8100	6600.0	77	21575	No
98	GOM_NL__2PRFIN20060416_073830_000000532046_00479_21575_9071.N1	16-APR-2006 07:38:30	Straylight	52.500	4	Alp1Cen	-0.010000	5800.0	105	21575	No
99	GOM_NL__2PRFIN20060416_074141_000000412046_00479_21575_9072.N1	16-APR-2006 07:41:41	Straylight	40.500	78	Alp Lup	2.3040	28000.	81	21575	No
100	GOM_NL__2PRFIN20060416_074317_000000432046_00479_21575_9073.N1	16-APR-2006 07:43:17	Straylight	43.000	81	Eta Cen	2.3560	28000.	86	21575	No
101	GOM_NL__2PRFIN20060416_074539_000000502046_00479_21575_9074.N1	16-APR-2006 07:45:39	Straylight	50.000	54	5The Cen	2.0550	4500.0	100	21575	No

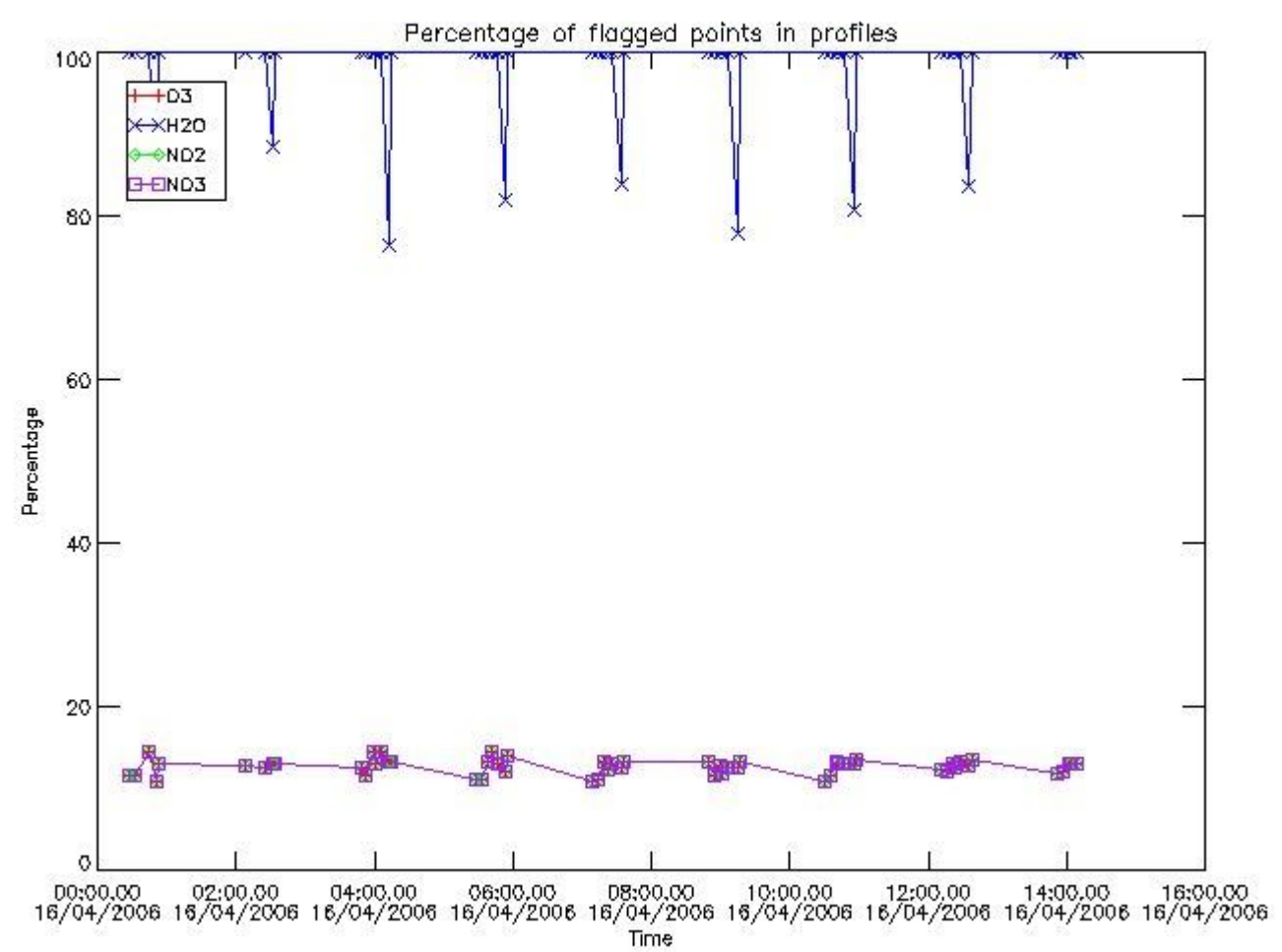
102	GOM_NL__2PRFIN20060416_075046_000000432046_00479_21575_9075.N1	16-APR-2006 07:50:46	Twilight	42.500	106	9Bet Crv	2.6480	5600.0	85	21575	No
103	GOM_NL__2PRFIN20060416_075235_000000382046_00479_21575_9076.N1	16-APR-2006 07:52:35	Bright	37.500	100	4Gam Crv	2.5800	13100.	75	21575	No
104	GOM_NL__2PRFIN20060416_075358_000000452046_00479_21575_9077.N1	16-APR-2006 07:53:58	Bright	45.000	15	67Alp Vir	0.97600	28000.	90	21575	No
105	GOM_NL__2PRFIN20060416_075701_000000372046_00479_21575_9078.N1	16-APR-2006 07:57:01	Bright	37.000	121	29Gam Vir	2.7400	7200.0	74	21575	No
106	GOM_NL__2PRFIN20060416_080047_000000392046_00479_21575_9079.N1	16-APR-2006 08:00:47	Bright	39.000	138	47Eps Vir	2.8280	4700.0	78	21575	No
107	GOM_NL__2PRFIN20060416_081245_000000362046_00479_21575_9080.N1	16-APR-2006 08:12:45	Bright	36.000	87	64Gam UMa	2.4330	11000.	72	21575	No
108	GOM_NL__2PRFIN20060416_081406_000000392046_00479_21575_9081.N1	16-APR-2006 08:14:06	Bright	39.000	55	79Zet UMa	2.0600	10200.	78	21575	No
109	GOM_NL__2PRFIN20060416_082017_000000372046_00479_21575_9082.N1	16-APR-2006 08:20:17	Bright	36.500	60	7Bet UMi	2.0810	3950.0	73	21575	No
110	GOM_NL__2PRFIN20060416_082308_000000352046_00479_21575_9083.N1	16-APR-2006 08:23:08	Bright	35.000	49	1Alp UMi	1.9900	6300.0	70	21575	No
111	GOM_NL__2PRFIN20060416_083023_000000492046_00479_21575_9084.N1	16-APR-2006 08:30:23	Bright	49.000	89	5Alp Cep	2.4510	8000.0	98	21575	No
112	GOM_NL__2PRFIN20060416_084021_000000422046_00479_21575_9085.N1	16-APR-2006 08:40:21	Bright	41.500	164	44Eta Peg	2.9480	5400.0	83	21575	No
113	GOM_NL__2PRFIN20060416_084957_000000432046_00479_21575_9086.N1	16-APR-2006 08:49:57	Dark	42.500	162	34Alp Aqr	2.9440	5350.0	85	21575	No
114	GOM_NL__2PRFIN20060416_085458_000000452046_00479_21575_9087.N1	16-APR-2006 08:54:58	Dark	44.500	142	49Del Cap	2.8500	8900.0	89	21575	No
115	GOM_NL__2PRFIN20060416_090015_000000402046_00479_21575_9088.N1	16-APR-2006 09:00:15	Dark	40.000	172	Gam Gru	3.0030	13100.	80	21575	No
116	GOM_NL__2PRFIN20060416_090218_000000442046_00479_21575_9089.N1	16-APR-2006 09:02:18	Dark	43.500	31	Alp Gru	1.7340	15200.	87	21575	No
117	GOM_NL__2PRFIN20060416_090717_000000412046_00480_21576_9068.N1	16-APR-2006 09:07:17	Dark	41.000	45	Alp Pav	1.9400	26000.	82	21576	No
118	GOM_NL__2PRFIN20060416_091438_000000412046_00480_21576_9069.N1	16-APR-2006 09:14:38	Dark	41.000	43	Alp TrA	1.9100	4250.0	82	21576	No
119	GOM_NL__2PRFIN20060416_091643_000000392046_00480_21576_9070.N1	16-APR-2006 09:16:43	Dark	38.500	134	Bet TrA	2.8100	6600.0	77	21576	No
120	GOM_NL__2PRFIN20060416_091907_000000532046_00480_21576_9071.N1	16-APR-2006 09:19:07	Straylight	52.500	4	Alp1Cen	-0.010000	5800.0	105	21576	No
121	GOM_NL__2PRFIN20060416_092218_000000412046_00480_21576_9072.N1	16-APR-2006 09:22:18	Straylight	40.500	78	Alp Lup	2.3040	28000.	81	21576	No
122	GOM_NL__2PRFIN20060416_092353_000000442046_00480_21576_9073.N1	16-APR-2006 09:23:53	Straylight	44.000	81	Eta Cen	2.3560	28000.	88	21576	No
123	GOM_NL__2PRFIN20060416_092615_000000462046_00480_21576_9074.N1	16-APR-2006 09:26:15	Straylight	45.500	54	5The Cen	2.0550	4500.0	91	21576	No
124	GOM_NL__2PRFIN20060416_093122_000000432046_00480_21576_9075.N1	16-APR-2006 09:31:22	Twilight	42.500	106	9Bet Crv	2.6480	5600.0	85	21576	No
125	GOM_NL__2PRFIN20060416_093311_000000372046_00480_21576_9076.N1	16-APR-2006 09:33:11	Bright	36.500	100	4Gam Crv	2.5800	13100.	73	21576	No
126	GOM_NL__2PRFIN20060416_093434_000000432046_00480_21576_9077.N1	16-APR-2006 09:34:34	Bright	43.000	15	67Alp Vir	0.97600	28000.	86	21576	No
127	GOM_NL__2PRFIN20060416_093737_000000382046_00480_21576_9078.N1	16-APR-2006 09:37:37	Bright	37.500	121	29Gam Vir	2.7400	7200.0	75	21576	No
128	GOM_NL__2PRFIN20060416_094123_000000392046_00480_21576_9079.N1	16-APR-2006 09:41:23	Bright	39.000	138	47Eps Vir	2.8280	4700.0	78	21576	No
129	GOM_NL__2PRFIN20060416_094929_000000372046_00480_21576_9080.N1	16-APR-2006 09:49:29	Bright	36.500	152	12Alp2CVn	2.8900	11000.	73	21576	No
130	GOM_NL__2PRFIN20060416_095321_000000352046_00480_21576_9081.N1	16-APR-2006 09:53:21	Bright	35.000	87	64Gam UMa	2.4330	11000.	70	21576	No
131	GOM_NL__2PRFIN20060416_095442_000000382046_00480_21576_9082.N1	16-APR-2006 09:54:42	Bright	38.000	55	79Zet UMa	2.0600	10200.	76	21576	No
132	GOM_NL__2PRFIN20060416_100052_000000392046_00480_21576_9083.N1	16-APR-2006 10:00:52	Bright	38.500	60	7Bet UMi	2.0810	3950.0	77	21576	No
133	GOM_NL__2PRFIN20060416_100344_000000352046_00480_21576_9084.N1	16-APR-2006 10:03:44	Bright	35.000	49	1Alp UMi	1.9900	6300.0	70	21576	No
134	GOM_NL__2PRFIN20060416_101059_000000382046_00480_21576_9085.N1	16-APR-2006 10:10:59	Bright	38.000	89	5Alp Cep	2.4510	8000.0	76	21576	No
135	GOM_NL__2PRFIN20060416_102057_000000372046_00480_21576_9086.N1	16-APR-2006 10:20:57	Bright	36.500	164	44Eta Peg	2.9480	5400.0	73	21576	No
136	GOM_NL__2PRFIN20060416_103033_000000472046_00480_21576_9087.N1	16-APR-2006 10:30:33	Dark	46.500	162	34Alp Aqr	2.9440	5350.0	93	21576	No
137	GOM_NL__2PRFIN20060416_103535_000000442046_00480_21576_9088.N1	16-APR-2006 10:35:35	Dark	44.000	142	49Del Cap	2.8500	8900.0	88	21576	No
138	GOM_NL__2PRFIN20060416_104051_000000392046_00480_21576_9089.N1	16-APR-2006 10:40:51	Dark	38.500	172	Gam Gru	3.0030	13100.	77	21576	No
139	GOM_NL__2PRFIN20060416_104254_000000402046_00480_21576_9090.N1	16-APR-2006 10:42:54	Dark	39.500	31	Alp Gru	1.7340	15200.	79	21576	No
140	GOM_NL__2PRFIN20060416_104753_000000392046_00481_21577_9068.N1	16-APR-2006 10:47:53	Dark	39.000	45	Alp Pav	1.9400	26000.	78	21577	No
141	GOM_NL__2PRFIN20060416_105514_000000402046_00481_21577_9069.N1	16-APR-2006 10:55:14	Dark	39.500	43	Alp TrA	1.9100	4250.0	79	21577	No
142	GOM_NL__2PRFIN20060416_105720_000000382046_00481_21577_9070.N1	16-APR-2006 10:57:20	Dark	37.500	134	Bet TrA	2.8100	6600.0	75	21577	No
143	GOM_NL__2PRFIN20060416_105943_000000452046_00481_21577_9071.N1	16-APR-2006 10:59:43	Straylight	44.500	4	Alp1Cen	-0.010000	5800.0	89	21577	No
144	GOM_NL__2PRFIN20060416_110254_000000402046_00481_21577_9072.N1	16-APR-2006 11:02:54	Straylight	39.500	78	Alp Lup	2.3040	28000.	79	21577	No
145	GOM_NL__2PRFIN20060416_110430_000000412046_00481_21577_9073.N1	16-APR-2006 11:04:30	Straylight	41.000	81	Eta Cen	2.3560	28000.	82	21577	No
146	GOM_NL__2PRFIN20060416_110651_000000442046_00481_21577_9074.N1	16-APR-2006 11:06:51	Straylight	44.000	54	5The Cen	2.0550	4500.0	88	21577	No
147	GOM_NL__2PRFIN20060416_111158_000000402046_00481_21577_9075.N1	16-APR-2006 11:11:58	Twilight	40.000	106	9Bet Crv	2.6480	5600.0	80	21577	No
148	GOM_NL__2PRFIN20060416_111347_000000372046_00481_21577_9076.N1	16-APR-2006 11:13:47	Bright	37.000	100	4Gam Crv	2.5800	13100.	74	21577	No
149	GOM_NL__2PRFIN20060416_111510_000000452046_00481_21577_9077.N1	16-APR-2006 11:15:10	Bright	44.500	15	67Alp Vir	0.97600	28000.	89	21577	No
150	GOM_NL__2PRFIN20060416_111813_000000382046_00481_21577_9078.N1	16-APR-2006 11:18:13	Bright	37.500	121	29Gam Vir	2.7400	7200.0	75	21577	No
151	GOM_NL__2PRFIN20060416_112158_000000392046_00481_21577_9079.N1	16-APR-2006 11:21:58	Bright	39.000	138	47Eps Vir	2.8280	4700.0	78	21577	No
152	GOM_NL__2PRFIN20060416_113004_000000372046_00481_21577_9080.N1	16-APR-2006 11:30:04	Bright	37.000	152	12Alp2CVn	2.8900	11000.	74	21577	No
153	GOM_NL__2PRFIN20060416_113357_000000352046_00481_21577_9081.N1	16-APR-2006 11:33:57	Bright	35.000	87	64Gam UMa	2.4330	11000.	70	21577	No
154	GOM_NL__2PRFIN20060416_113517_000000442046_00481_21577_9082.N1	16-APR-2006 11:35:17	Bright	44.000	55	79Zet UMa	2.0600	10200.	88	21577	No
155	GOM_NL__2PRFIN20060416_114128_000000402046_00481_21577_9083.N1	16-APR-2006 11:41:28	Bright	40.000	60	7Bet UMi	2.0810	3950.0	80	21577	No
156	GOM_NL__2PRFIN20060416_114420_000000332046_00481_21577_9084.N1	16-APR-2006 11:44:20	Bright	32.500	49	1Alp UMi	1.9900	6300.0	65	21577	No
157	GOM_NL__2PRFIN20060416_115135_000000372046_00481_21577_9085.N1	16-APR-2006 11:51:35	Bright	37.000	89	5Alp Cep	2.4510	8000.0	74	21577	No
158	GOM_NL__2PRFIN20060416_120133_000000382046_00481_21577_9086.N1	16-APR-2006 12:01:33	Bright	37.500	164	44Eta Peg	2.9480	5400.0	75	21577	No
159	GOM_NL__2PRFIN20060416_121109_000000462046_00481_21577_9087.N1	16-APR-2006 12:11:09	Dark	46.000	162	34Alp Aqr	2.9440	5350.0	92	21577	No
160	GOM_NL__2PRFIN20060416_121611_000000422046_00481_21577_9088.N1	16-APR-2006 12:16:11	Dark	42.000	142	49Del Cap	2.8500	8900.0	84	21577	No

161	GOM_NL__2PRFIN20060416_122128_000000392046_00481_21577_9089.N1	16-APR-2006 12:21:28	Dark	39.000	172	Gam Gru	3.0030	13100.	78	21577	No
162	GOM_NL__2PRFIN20060416_122331_000000412046_00481_21577_9090.N1	16-APR-2006 12:23:31	Dark	40.500	31	Alp Gru	1.7340	15200.	81	21577	No
163	GOM_NL__2PRFIN20060416_122830_000000392046_00482_21578_9068.N1	16-APR-2006 12:28:30	Dark	38.500	45	Alp Pav	1.9400	26000.	77	21578	No
164	GOM_NL__2PRFIN20060416_123550_000000402046_00482_21578_9069.N1	16-APR-2006 12:35:50	Dark	40.000	43	Alp TrA	1.9100	4250.0	80	21578	No
165	GOM_NL__2PRFIN20060416_123756_000000382046_00482_21578_9070.N1	16-APR-2006 12:37:56	Dark	38.000	134	Bet TrA	2.8100	6600.0	76	21578	No
166	GOM_NL__2PRFIN20060416_124019_000000472046_00482_21578_9071.N1	16-APR-2006 12:40:19	Straylight	46.500	4	Alp1Cen	-0.010000	5800.0	93	21578	No
167	GOM_NL__2PRFIN20060416_124330_000000412046_00482_21578_9072.N1	16-APR-2006 12:43:30	Straylight	40.500	78	Alp Lup	2.3040	28000.	81	21578	No
168	GOM_NL__2PRFIN20060416_124506_000000432046_00482_21578_9073.N1	16-APR-2006 12:45:06	Straylight	43.000	81	Eta Cen	2.3560	28000.	86	21578	No
169	GOM_NL__2PRFIN20060416_124727_000000482046_00482_21578_9074.N1	16-APR-2006 12:47:27	Straylight	47.500	54	5The Cen	2.0550	4500.0	95	21578	No
170	GOM_NL__2PRFIN20060416_125234_000000432046_00482_21578_9075.N1	16-APR-2006 12:52:34	Twl_and_stray	43.000	106	9Bet Crv	2.6480	5600.0	86	21578	No
171	GOM_NL__2PRFIN20060416_125423_000000372046_00482_21578_9076.N1	16-APR-2006 12:54:23	Bright	36.500	100	4Gam Crv	2.5800	13100.	73	21578	No
172	GOM_NL__2PRFIN20060416_125546_000000462046_00482_21578_9077.N1	16-APR-2006 12:55:46	Bright	46.000	15	67Alp Vir	0.97600	28000.	92	21578	No
173	GOM_NL__2PRFIN20060416_125849_000000372046_00482_21578_9078.N1	16-APR-2006 12:58:49	Bright	37.000	121	29Gam Vir	2.7400	7200.0	74	21578	No
174	GOM_NL__2PRFIN20060416_130234_000000392046_00482_21578_9079.N1	16-APR-2006 13:02:34	Bright	39.000	138	47Eps Vir	2.8280	4700.0	78	21578	No
175	GOM_NL__2PRFIN20060416_131040_000000382046_00482_21578_9080.N1	16-APR-2006 13:10:40	Bright	37.500	152	12Alp2CVn	2.8900	11000.	75	21578	No
176	GOM_NL__2PRFIN20060416_131433_000000372046_00482_21578_9081.N1	16-APR-2006 13:14:33	Bright	37.000	87	64Gam UMa	2.4330	11000.	74	21578	No
177	GOM_NL__2PRFIN20060416_131553_000000382046_00482_21578_9082.N1	16-APR-2006 13:15:53	Bright	38.000	55	79Zet UMa	2.0600	10200.	76	21578	No
178	GOM_NL__2PRFIN20060416_132203_000000392046_00482_21578_9083.N1	16-APR-2006 13:22:03	Bright	39.000	60	7Bet UMi	2.0810	3950.0	78	21578	No
179	GOM_NL__2PRFIN20060416_132456_000000322046_00482_21578_9084.N1	16-APR-2006 13:24:56	Bright	32.000	49	1Alp UMi	1.9900	6300.0	64	21578	No
180	GOM_NL__2PRFIN20060416_133210_000000382046_00482_21578_9085.N1	16-APR-2006 13:32:10	Bright	38.000	89	5Alp Cep	2.4510	8000.0	76	21578	No
181	GOM_NL__2PRFIN20060416_134209_000000362046_00482_21578_9086.N1	16-APR-2006 13:42:09	Bright	35.500	164	44Eta Peg	2.9480	5400.0	71	21578	No
182	GOM_NL__2PRFIN20060416_135146_000000432046_00482_21578_9087.N1	16-APR-2006 13:51:46	Dark	43.000	162	34Alp Aqr	2.9440	5350.0	86	21578	No
183	GOM_NL__2PRFIN20060416_135648_000000432046_00482_21578_9088.N1	16-APR-2006 13:56:48	Dark	42.500	142	49Del Cap	2.8500	8900.0	85	21578	No
184	GOM_NL__2PRFIN20060416_140204_000000402046_00482_21578_9089.N1	16-APR-2006 14:02:04	Dark	39.500	172	Gam Gru	3.0030	13100.	79	21578	No
185	GOM_NL__2PRFIN20060416_140407_000000402046_00482_21578_9090.N1	16-APR-2006 14:04:07	Dark	39.500	31	Alp Gru	1.7340	15200.	79	21578	No
186	GOM_NL__2PRFIN20060416_140906_000000392046_00483_21579_9088.N1	16-APR-2006 14:09:06	Dark	38.500	45	Alp Pav	1.9400	26000.	77	21579	No

3. Quality information per product

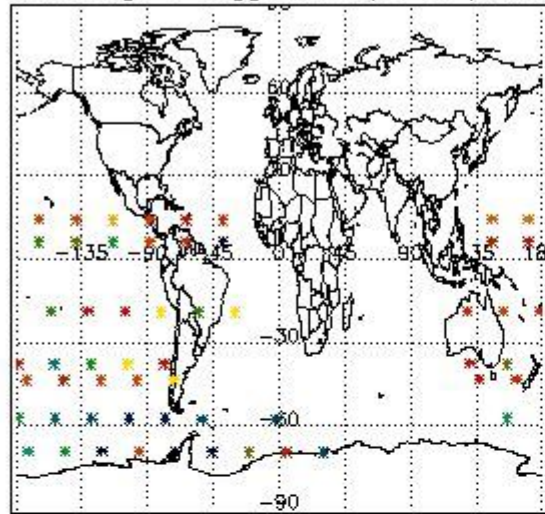
In this section it is plotted some information contained in the Quality Summary data set of the level 2 products. Only products in dark limb conditions and without errors (error flag in the MPH set to "0") are used.

3.1 Plot quality information per product (time dependant)

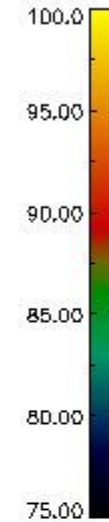
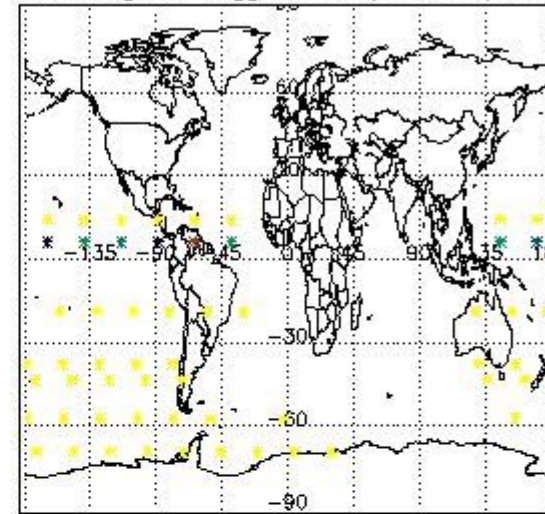


3.2 Plot quality information per product (world map)

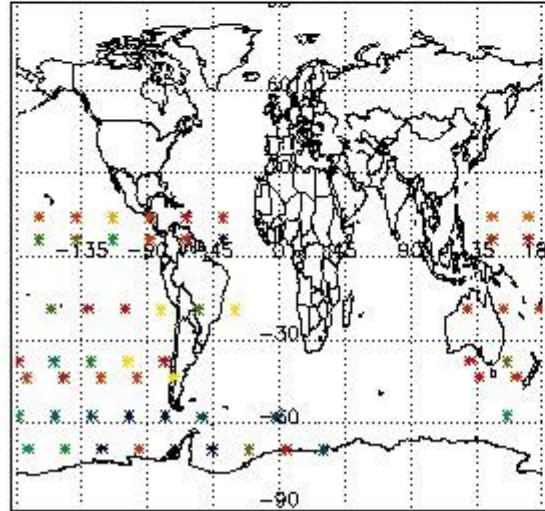
Percentage of flagged data per O3 profile



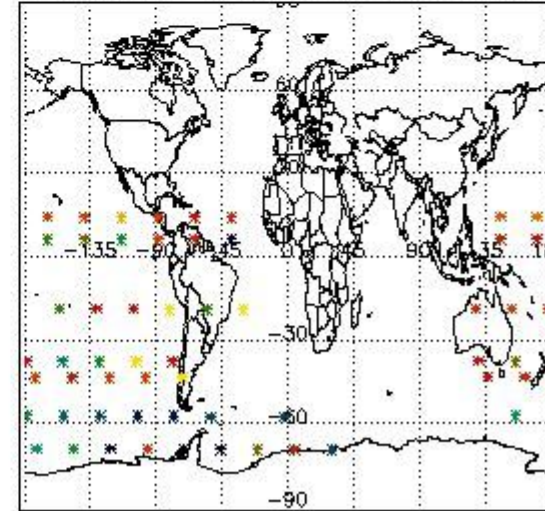
Percentage of flagged data per H2O profile



Percentage of flagged data per NO2 profile



Percentage of flagged data per NO3 profile

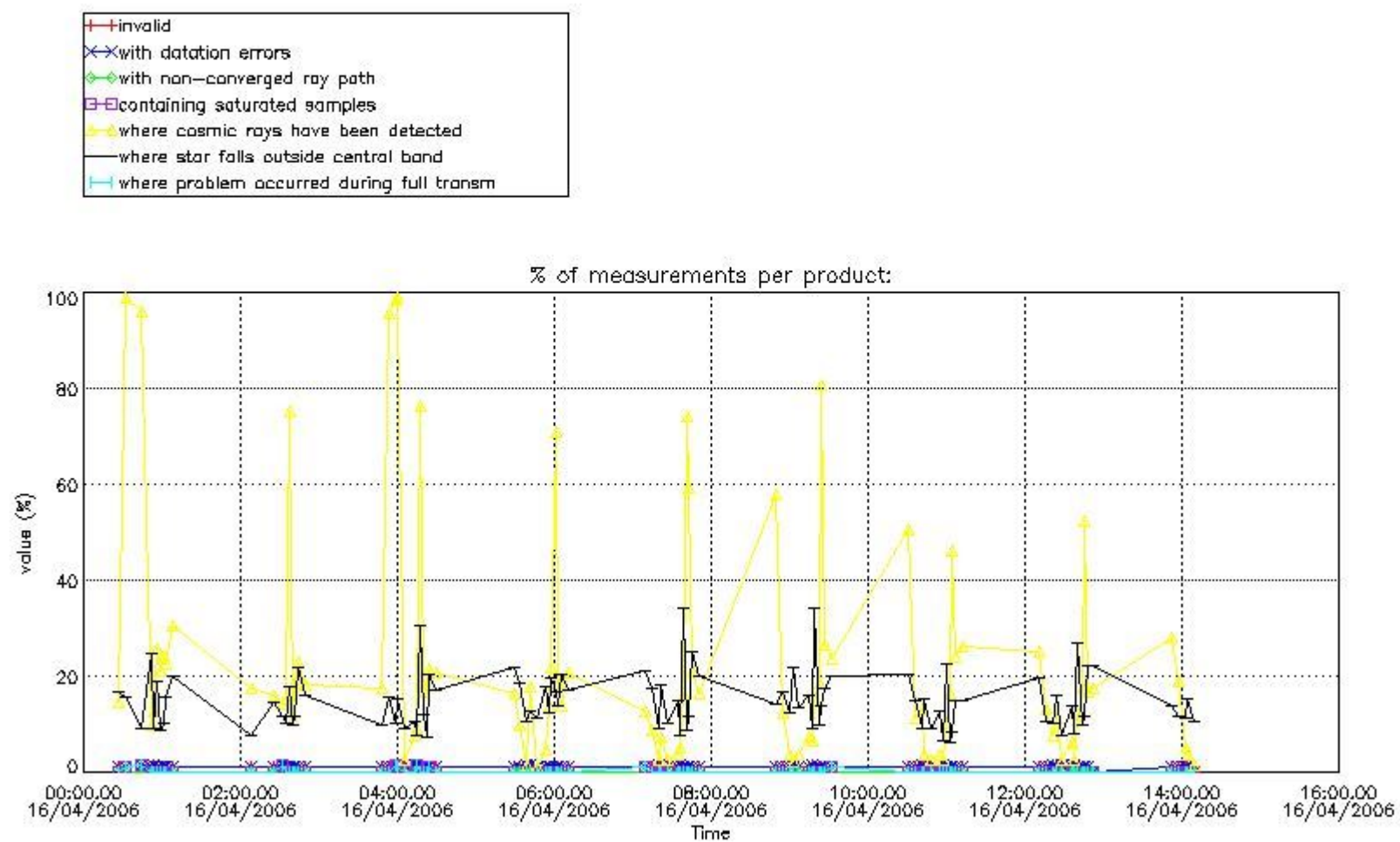


4. Level 1 quality information per product

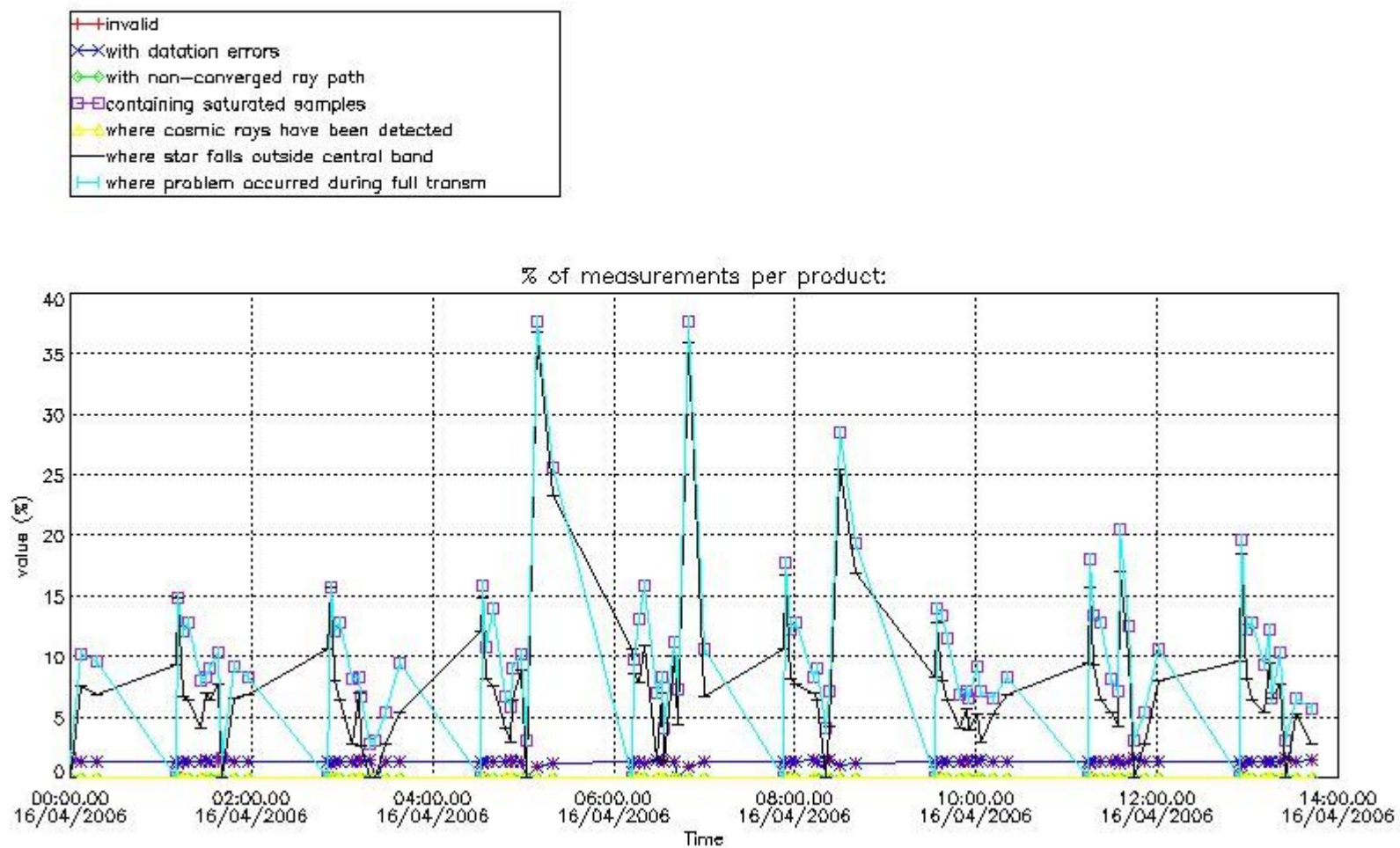
In this section it is plotted some information contained in the Quality Summary data set of the level 2 products that comes from the level 1b processing. Products without errors (error flag in the MPH set to "0") are used.

4.1 Plot quality information per product (time dependant) coming from level 1b processing

4.1.1 Plot level 1 quality information per product (time dependant): ENVISAT ASCENDING passes

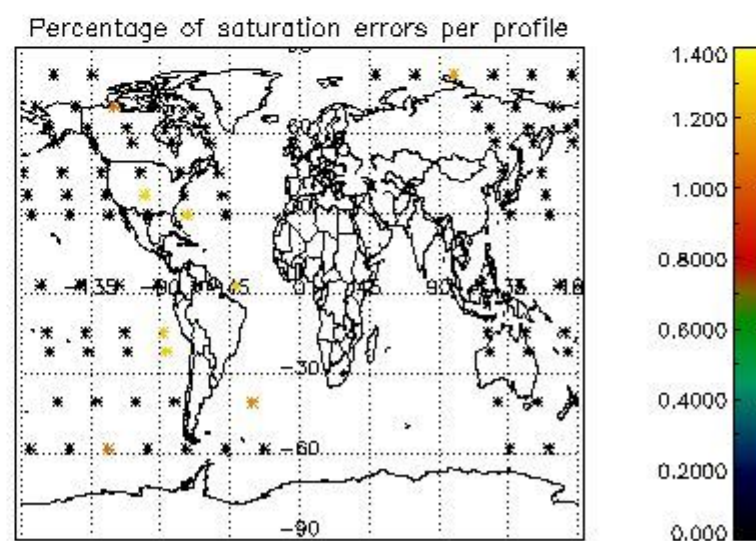
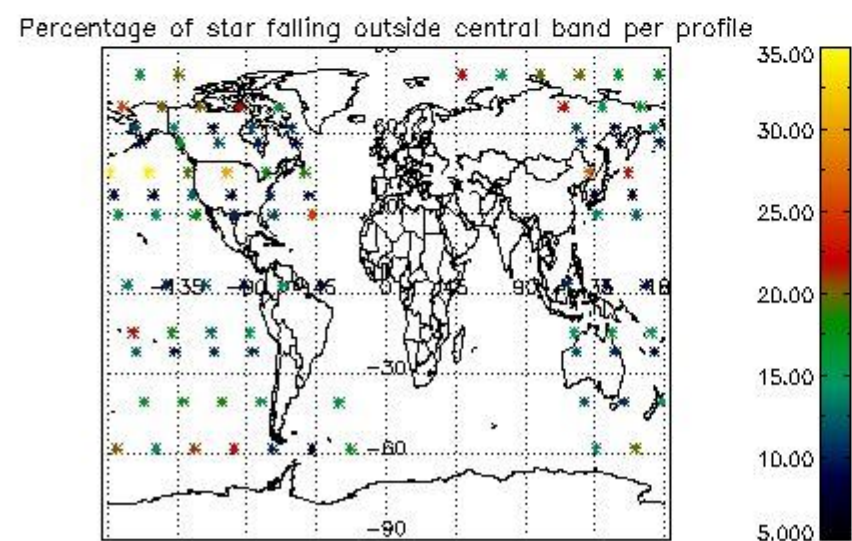
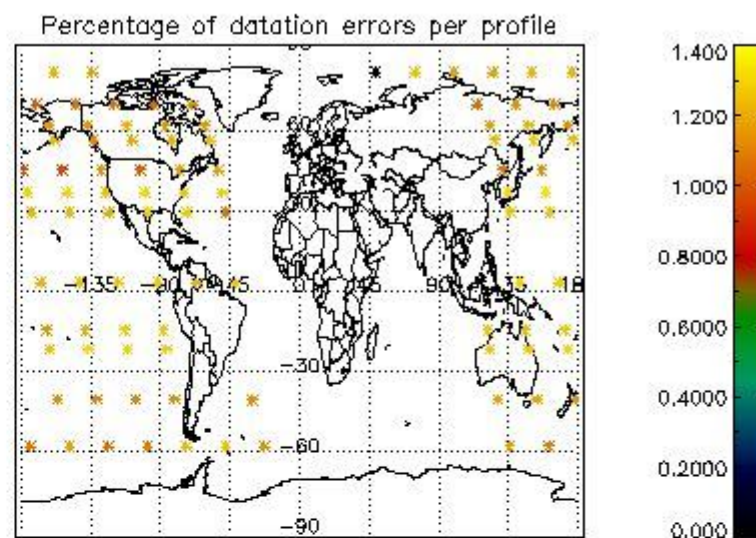
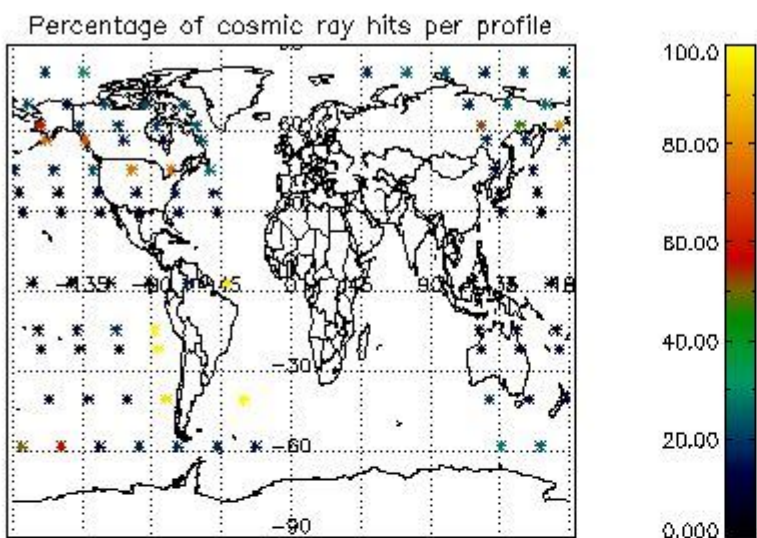


4.1.2 Plot level 1 quality information per product (time dependant): ENVI SAT DESCENDING passes

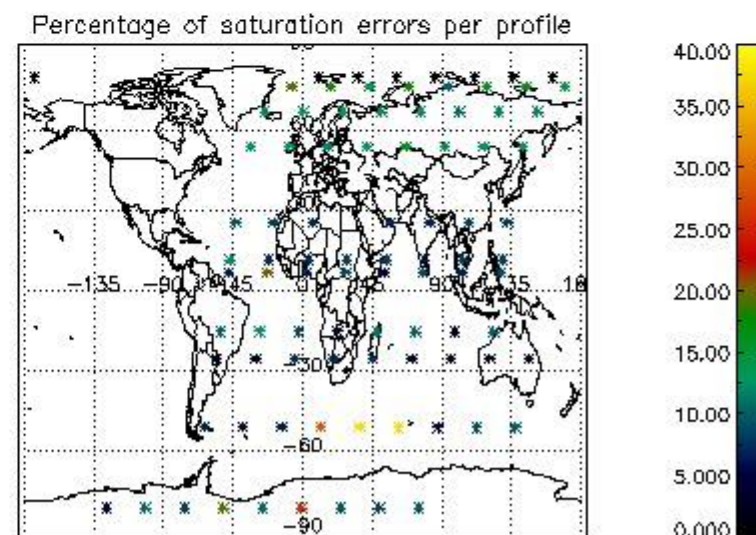
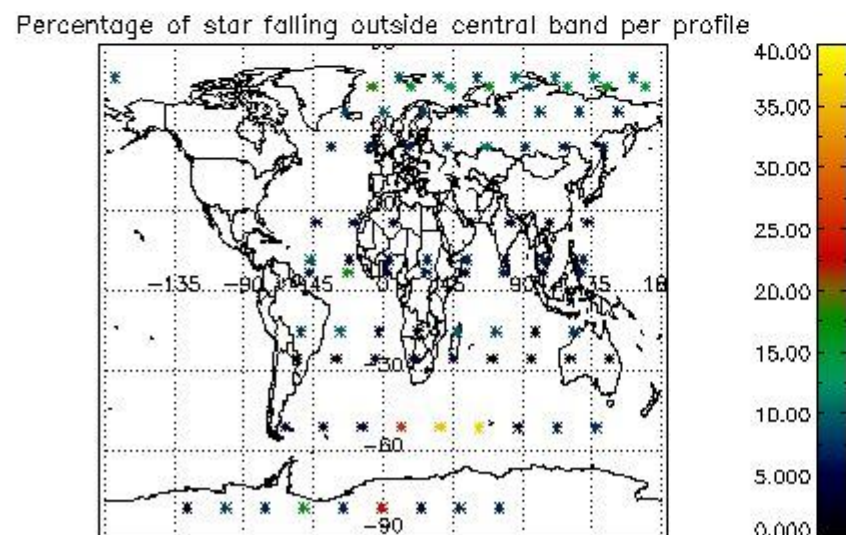
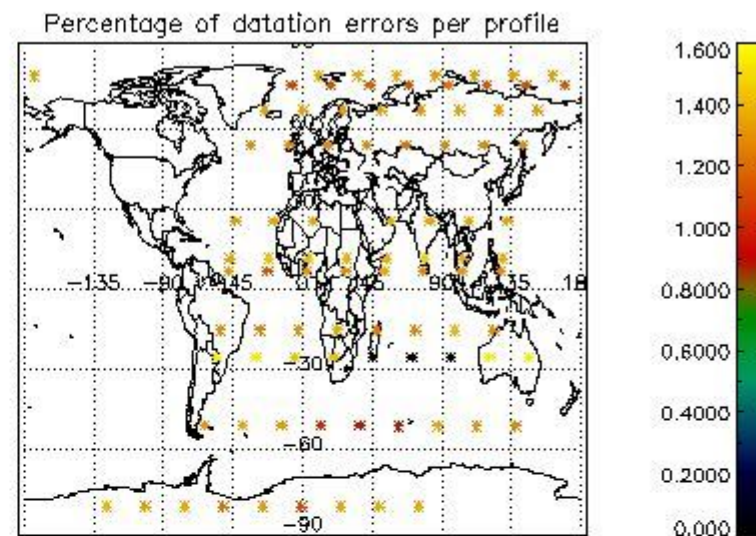
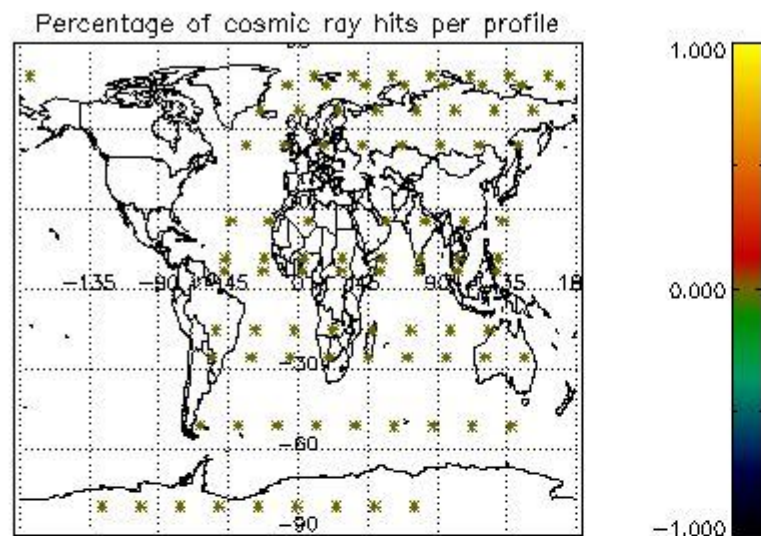


4.2 Plot quality information per product coming from level 1b processing (world map)

4.2.1 Plot level 1 quality information per product (world map): ENVISAT ASCENDING passes



4.2.2 Plot level 1 quality information per product (world map): ENVISAT DESCENDING passes



5. Trace gas profiles

5.1 Ozone statistics based on quality of products

The final quality of the products can be "measured" using the STD (Standard Deviation) attached to every point profile. This information is written to the parameter GOM_NL__2P/NL_LOCAL_SPECIES_DENSITY/o3_std of the level 2 products. The table below shows the statistics for given STD ranges.

The statistics are given with respect to the overall valid production:

- Products without fatal errors: GOM_NL__2P/MPH/PRODUCT_ERR=0
- Valid point profile: GOM_NL__2P/NL_LOCAL_SPECIES_DENSITY/pcd(0)=0

The 'Criteria' is applied to valid points of dark limb products:

- Products in dark limb illumination condition: GOM_NL__2P/NL_SUMMARY_QUALITY/obs_ill_cond=0
- Products without fatal errors: GOM_NL__2P/MPH/PRODUCT_ERR=0
- Valid point profile: GOM_NL__2P/NL_LOCAL_SPECIES_DENSITY/pcd(0)=0

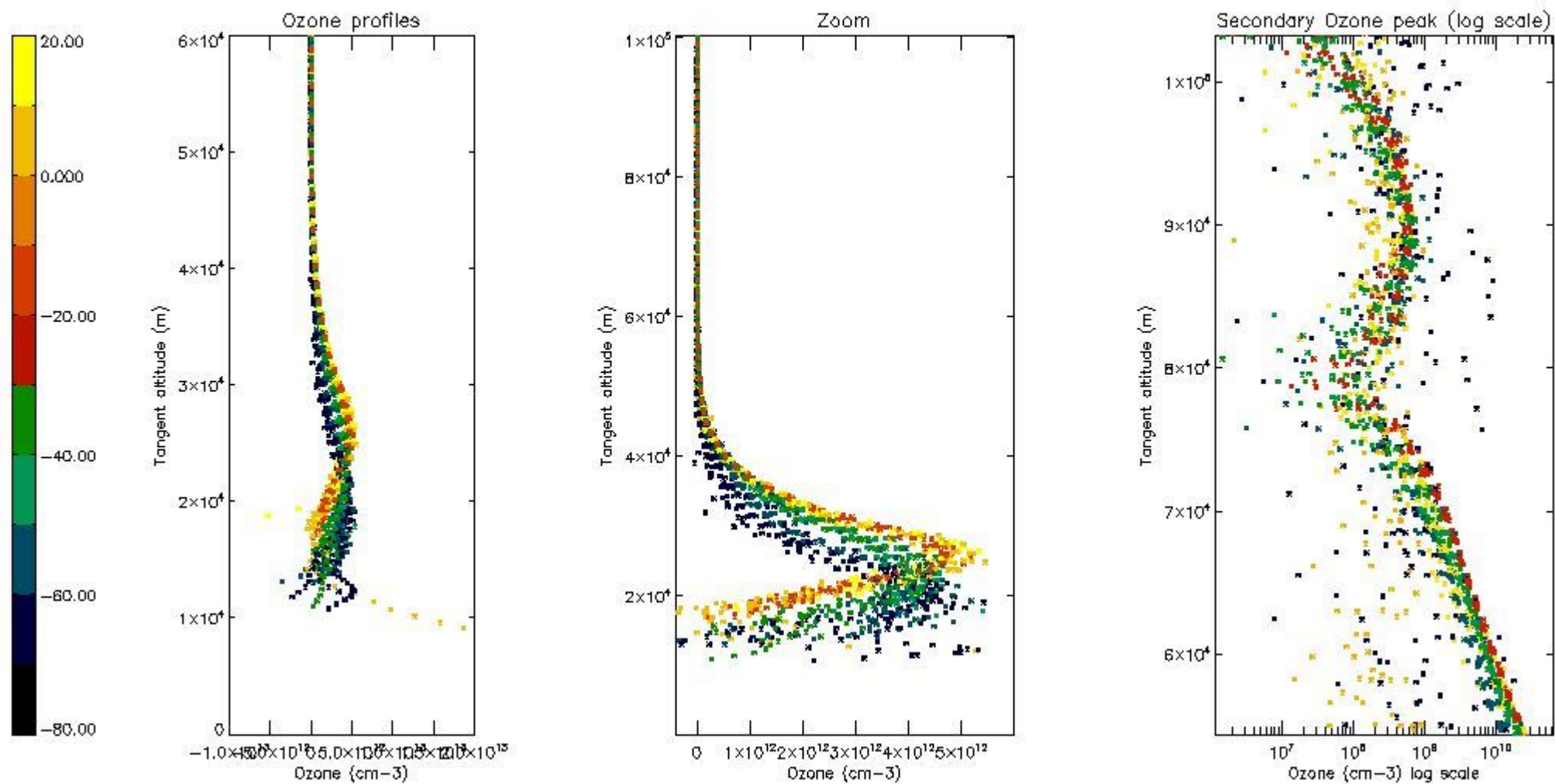
So, the table below shows the percentage of dark limb and valid observations for each criteria with respect to the overall valid daily observations.

Criteria	% of total production
All STD	31
STD < 20	15

STD < 10	11
STD < 5	5

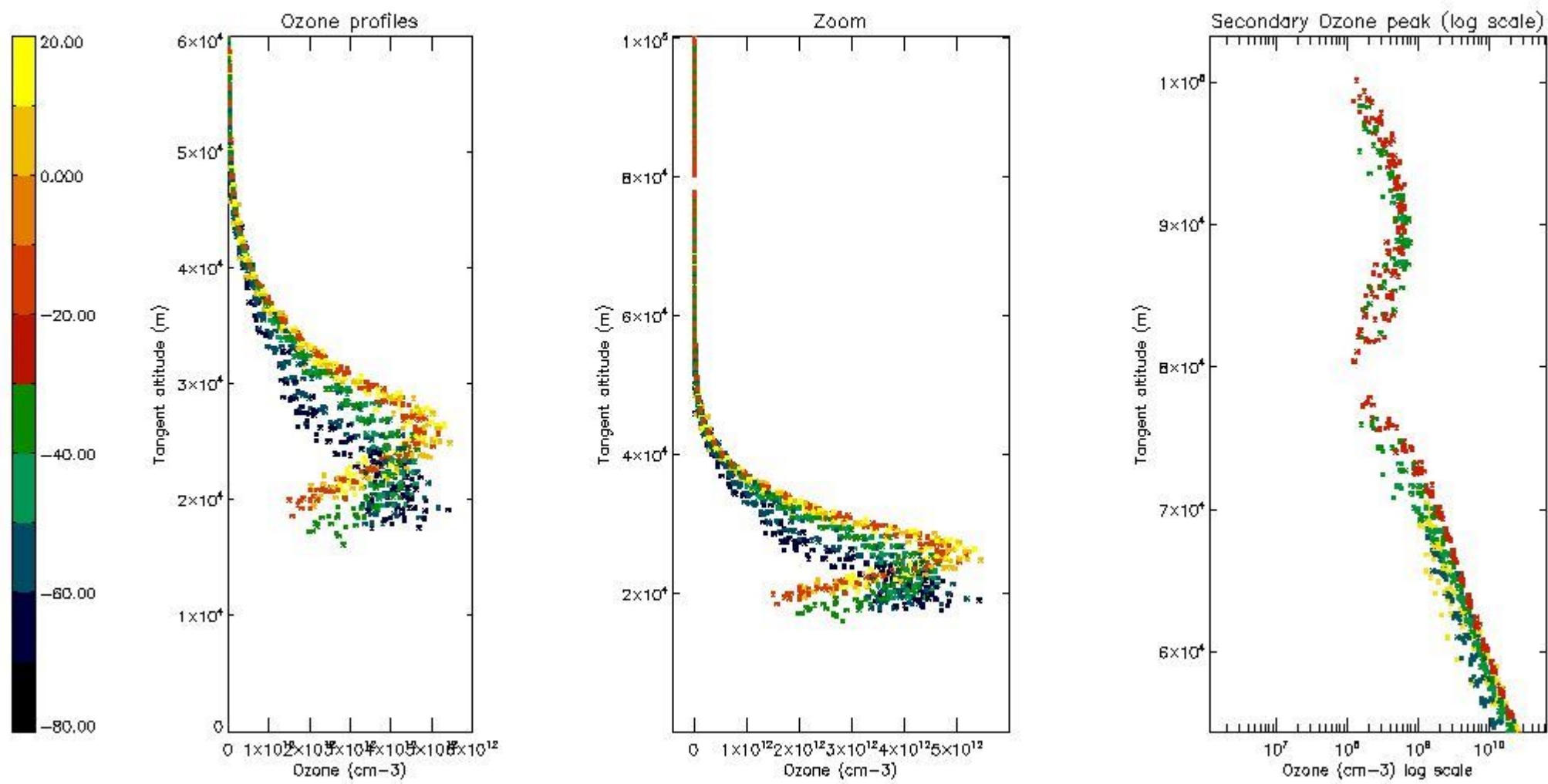
5.2 Plot ozone profiles for all STD (dark without errors)

The colorbar represents the latitude.



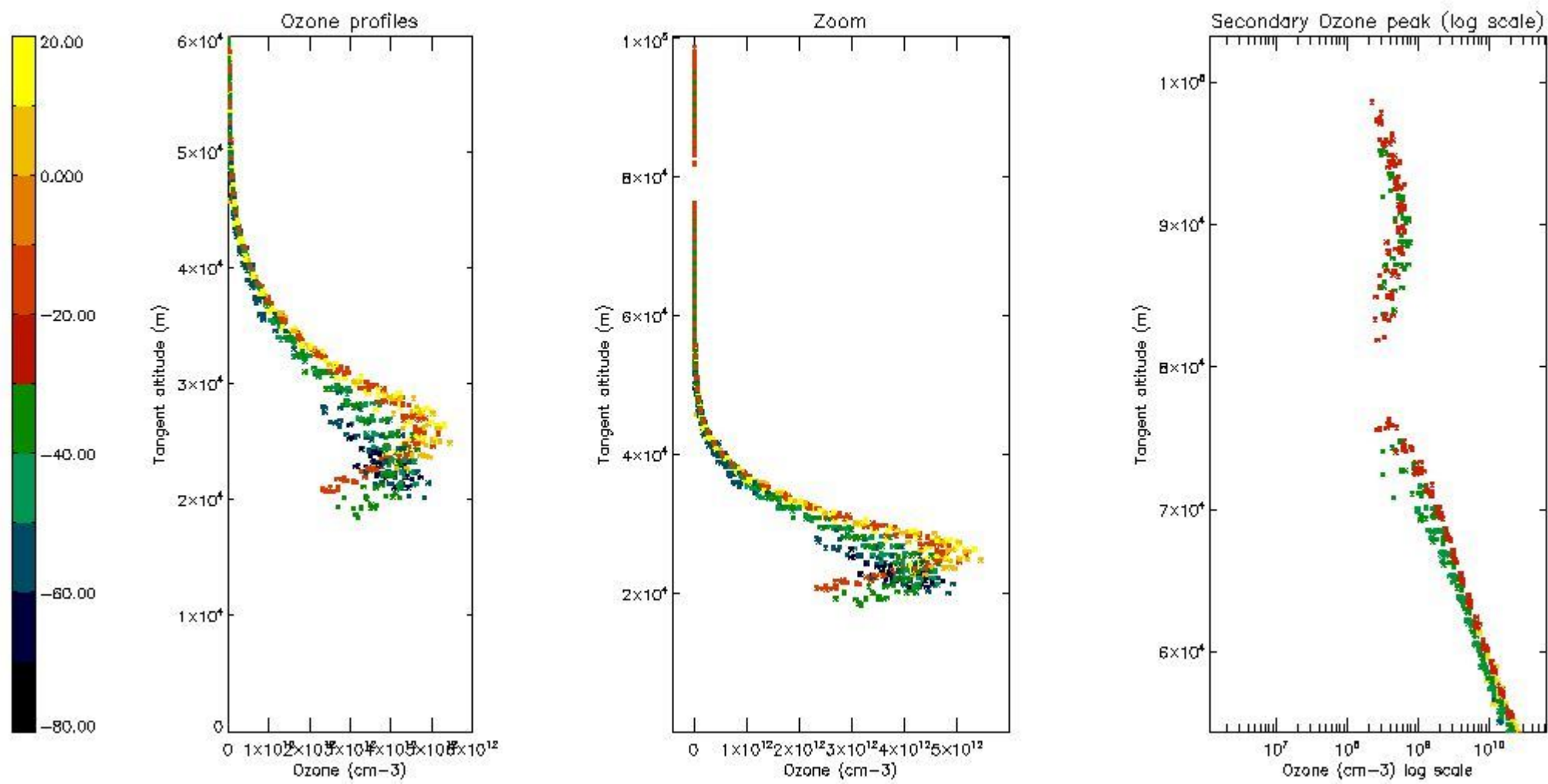
5.3 Plot ozone profiles where STD < 20% (dark without errors)

The colorbar represents the latitude.



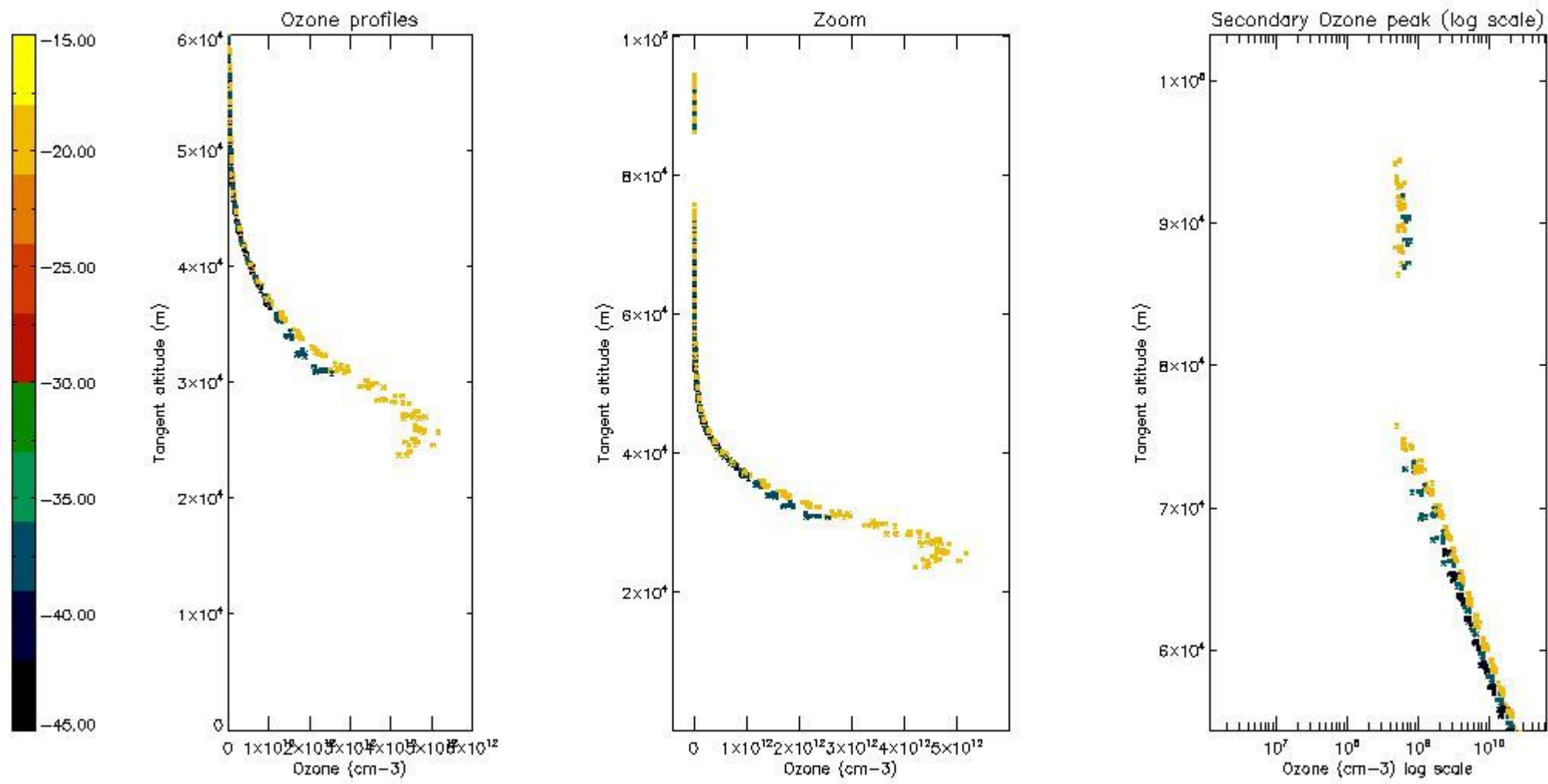
5.4 Plot ozone profiles where STD < 10% (dark without errors)

The colorbar represents the latitude.



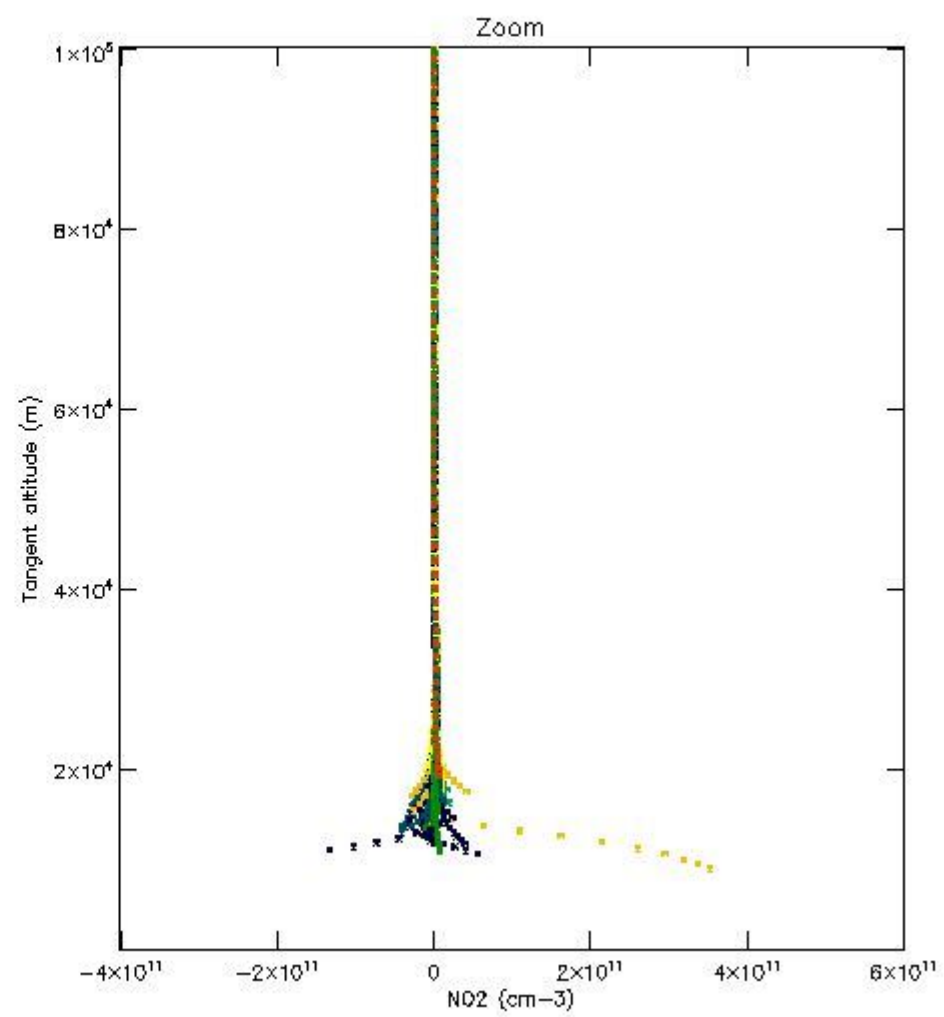
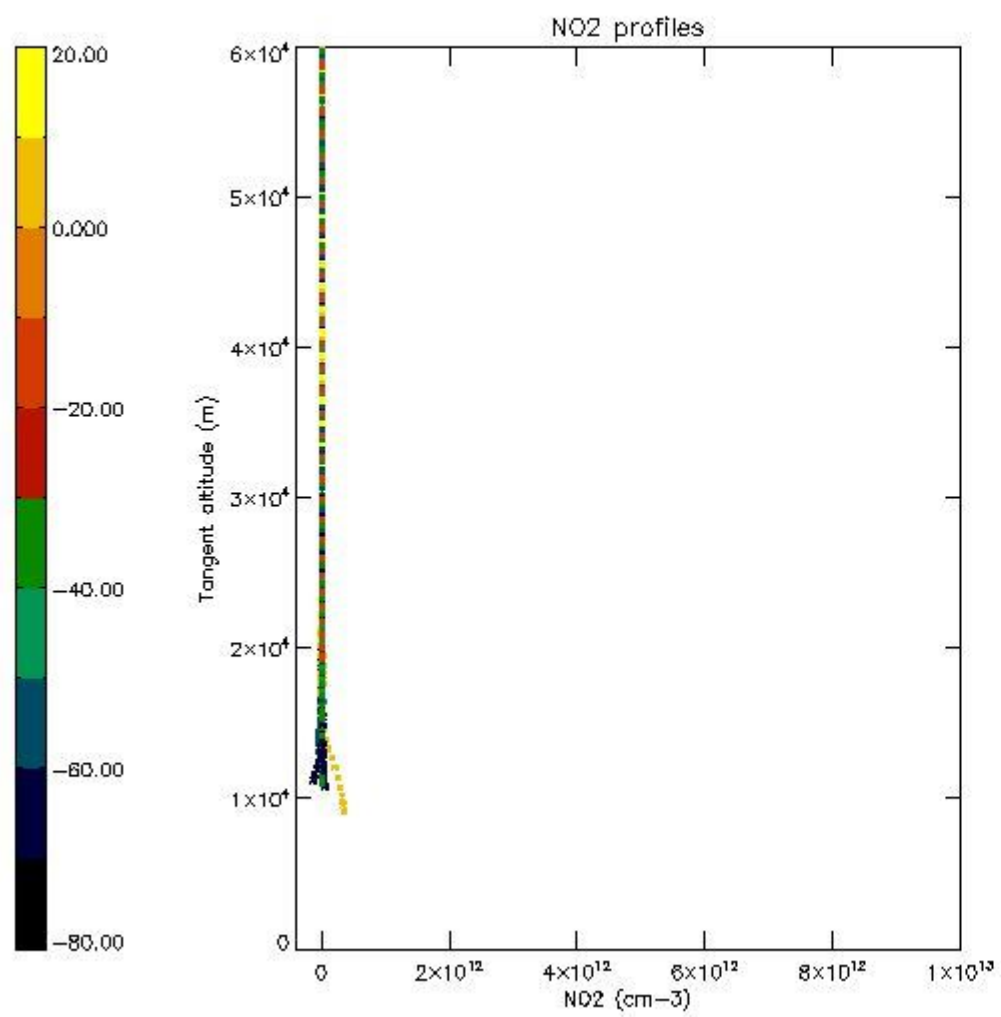
5.5 Plot ozone profiles where STD < 5% (dark without errors)

The colorbar represents the latitude.



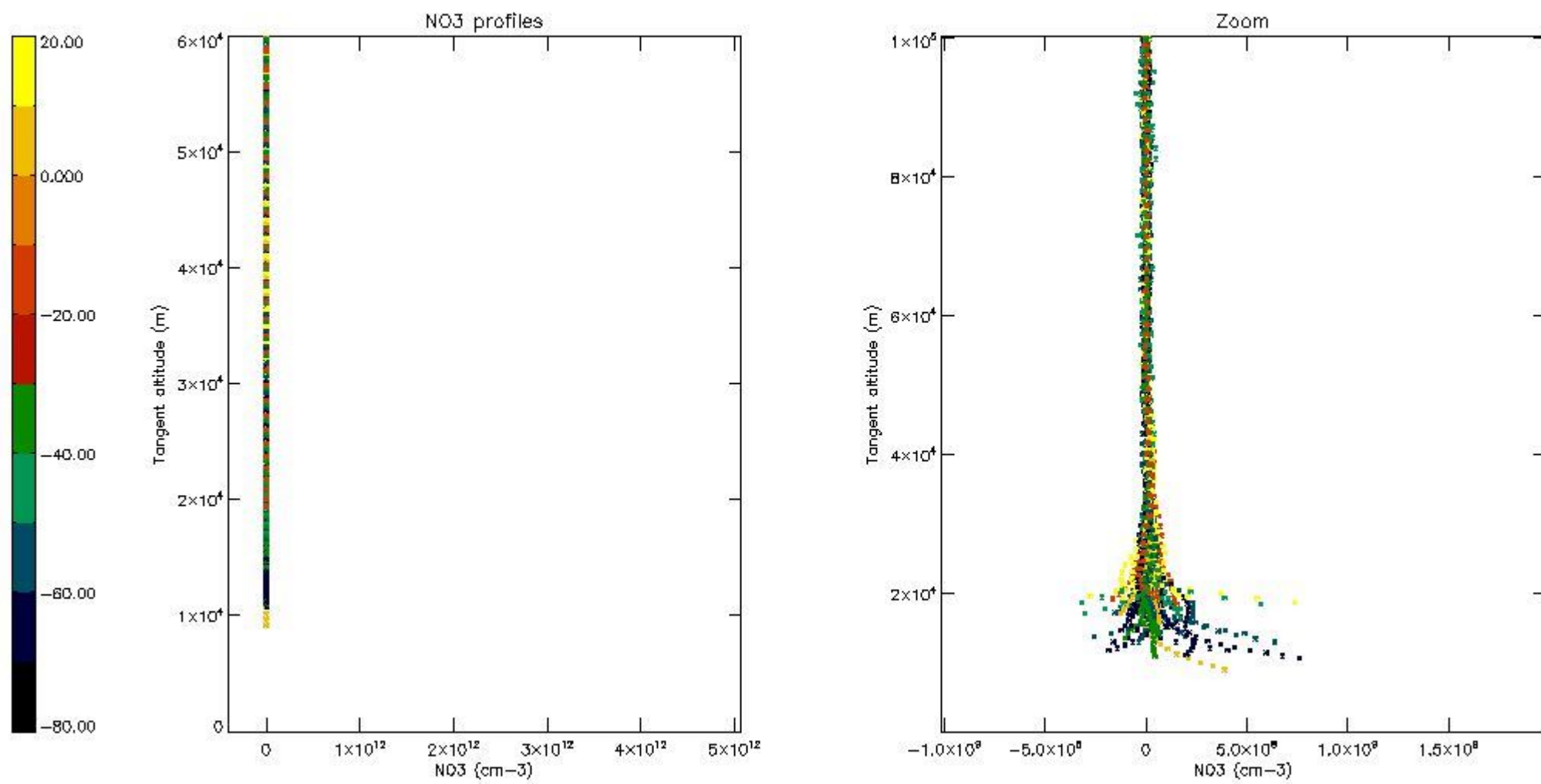
5.6 Plot NO₂ profiles for all STD (dark without errors)

The colorbar represents the latitude.



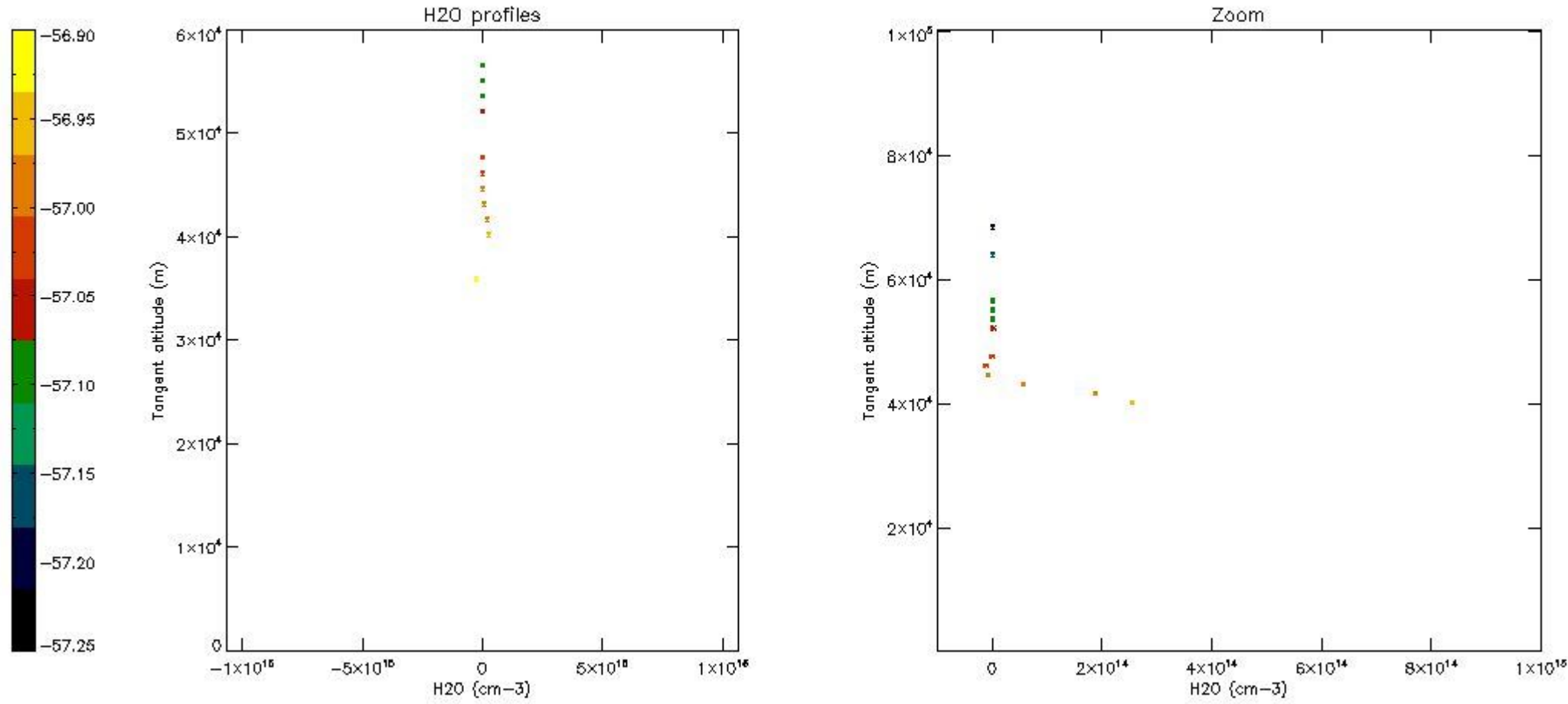
5.7 Plot NO3 profiles for all STD (dark without errors)

The colorbar represents the latitude.



5.8 Plot H₂O profiles for all STD (only for occultations of stars 1,2,3,4,13,14,16,26,63 dark without errors)

The colorbar represents the latitude.



6. Auxiliary Data Files used for the production reported in section 2

The number reported in the third column indicates since which file (see list in section 2) the corresponding auxiliary file has been used. The fourth column is the date of those product files.

Type	Auxiliary Filename	Used since product	Used since product date
INST_PHYS_CHARACTERISTICS	GOM_INS_AXVIEC20091111_143220_20030716_120000_20500101_000000	1	16-APR-2006 00:00:08
LEVEL-2_PROC_CONFIG	GOM_PR2_AXVIEC20091111_152718_20020301_000000_20500101_000000	1	16-APR-2006 00:00:08
CROSS_SECTIONS_FILE	GOM_CRS_AXVIEC20091111_154832_20020301_000000_20500101_000000	1	16-APR-2006 00:00:08

GOMOS Level 2 Daily Report

SUMMARY

[1. General Info](#)

[2. Summary of processed GOM_NL_2P products](#)

[3. Level 2 Quality information per product](#)

[3.1 Plot of level 2 quality information per product \(time dependant\)](#)

[3.2 Plot of level 2 quality information per product \(world map\)](#)

[4. Level 1 Quality information per product \(stored on level 2 products\)](#)

[4.1 Plot of level 1 quality information per product \(time dependant\)](#)

[4.1.1 Plot of level 1 quality information per product \(time dependant\): ASCENDING](#)

[4.1.2 Plot of level 1 quality information per product \(time dependant\): DESCENDING](#)

[4.2 Plot of level 1 quality information per product \(world map\)](#)

[4.2.1 Plot of level 1 quality information per product \(world map\): ASCENDING](#)

[4.2.2 Plot of level 1 quality information per product \(world map\): DESCENDING](#)

[5. Ozone profiles based on quality statistics and other trace gas profiles](#)

[5.1 Ozone statistics based on quality of products](#)

[5.2 Plot ozone profiles for all STD \(dark without errors\)](#)

[5.3 Plot ozone profiles where STD < 20% \(dark without errors\)](#)

[5.4. Plot ozone profiles where STD < 10% \(dark without errors\)](#)

[5.5. Plot ozone profiles where STD < 5% \(dark without errors\)](#)

[5.6 Plot NO2 profiles for all STD \(dark without errors\)](#)

[5.7 Plot NO3 profiles for all STD \(dark without errors\)](#)

[5.8 Plot H2O profiles \(only for occultations of stars 1,2,3,4,13,14,16,26,63 dark without errors\) for all STD](#)

[6. Auxiliary Data Files used for the production reported in section 2](#)

This report presents the daily analysis on parameters extracted from GOMOS level 2 data (GOM_NL__2P). It is intended to monitor some important parameters that will impact the quality of these products. A list of level 2 products (and content) that have arrived during the reporting day to the PCF is also given.

Item	Value
Time of report generation	23APR2013 18:23:52
Data source version	GOMOS/6.01
Start time of products	16-04-2006 (16APR2006 00:00:00)
Stop time of products	17-04-2006 (17APR2006 00:00:00)
Store outputs in DB	Yes
Nb of level 2 prods	186
Nb of prods with errors	0

2. Summary of processed GOM_NL__2P products.

Nr	Filename	UTC Start time	Limb	Duration	Star Id	Star Name	Star Mag	Star Temp	Nb Meas	Orbit	Prod. error
1	GOM_NL__2PRFIN20060416_000008_00000322046_00474_21570_9084.N1	16-APR-2006 00:00:08	Bright	32.000	49	1Alp UMi	1.9900	6300.0	64	21570	No
2	GOM_NL__2PRFIN20060416_000724_00000402046_00474_21570_9085.N1	16-APR-2006 00:07:24	Bright	39.500	89	5Alp Cep	2.4510	8000.0	79	21570	No
3	GOM_NL__2PRFIN20060416_001721_00000372046_00474_21570_9086.N1	16-APR-2006 00:17:21	Bright	36.500	164	44Eta Peg	2.9480	5400.0	73	21570	No
4	GOM_NL__2PRFIN20060416_002654_00000452046_00474_21570_9087.N1	16-APR-2006 00:26:54	Dark	44.500	162	34Alp Aqr	2.9440	5350.0	89	21570	No
5	GOM_NL__2PRFIN20060416_003156_00000452046_00474_21570_9088.N1	16-APR-2006 00:31:56	Dark	44.500	142	49Del Cap	2.8500	8900.0	89	21570	No
6	GOM_NL__2PRFIN20060416_004414_00000392046_00475_21571_9068.N1	16-APR-2006 00:44:14	Dark	39.000	45	Alp Pav	1.9400	26000.	78	21571	No
7	GOM_NL__2PRFIN20060416_005135_00000472046_00475_21571_9069.N1	16-APR-2006 00:51:35	Dark	46.500	43	Alp TrA	1.9100	4250.0	93	21571	No
8	GOM_NL__2PRFIN20060416_005341_00000392046_00475_21571_9070.N1	16-APR-2006 00:53:41	Dark	39.000	134	Bet TrA	2.8100	6600.0	78	21571	No
9	GOM_NL__2PRFIN20060416_005605_00000432046_00475_21571_9071.N1	16-APR-2006 00:56:05	Straylight	42.500	4	Alp1Cen	-0.010000	5800.0	85	21571	No
10	GOM_NL__2PRFIN20060416_005915_00000412046_00475_21571_9072.N1	16-APR-2006 00:59:15	Straylight	40.500	78	Alp Lup	2.3040	28000.	81	21571	No
11	GOM_NL__2PRFIN20060416_010051_00000442046_00475_21571_9073.N1	16-APR-2006 01:00:51	Straylight	43.500	81	Eta Cen	2.3560	28000.	87	21571	No
12	GOM_NL__2PRFIN20060416_010313_00000452046_00475_21571_9074.N1	16-APR-2006 01:03:13	Straylight	44.500	54	5The Cen	2.0550	4500.0	89	21571	No
13	GOM_NL__2PRFIN20060416_010821_00000432046_00475_21571_9075.N1	16-APR-2006 01:08:21	Twilight_stray	42.500	106	9Bet Crv	2.6480	5600.0	85	21571	No
14	GOM_NL__2PRFIN20060416_011010_00000382046_00475_21571_9076.N1	16-APR-2006 01:10:10	Bright	37.500	100	4Gam Crv	2.5800	13100.	75	21571	No
15	GOM_NL__2PRFIN20060416_011134_00000442046_00475_21571_9077.N1	16-APR-2006 01:11:34	Bright	44.000	15	67Alp Vir	0.97600	28000.	88	21571	No
16	GOM_NL__2PRFIN20060416_011437_00000382046_00475_21571_9078.N1	16-APR-2006 01:14:37	Bright	37.500	121	29Gam Vir	2.7400	7200.0	75	21571	No
17	GOM_NL__2PRFIN20060416_011823_00000392046_00475_21571_9079.N1	16-APR-2006 01:18:23	Bright	39.000	138	47Eps Vir	2.8280	4700.0	78	21571	No
18	GOM_NL__2PRFIN20060416_012630_00000382046_00475_21571_9080.N1	16-APR-2006 01:26:30	Bright	37.500	152	12Alp2CVn	2.8900	11000.	75	21571	No
19	GOM_NL__2PRFIN20060416_013021_00000362046_00475_21571_9081.N1	16-APR-2006 01:30:21	Bright	36.000	87	64Gam UMa	2.4330	11000.	72	21571	No
20	GOM_NL__2PRFIN20060416_013143_00000392046_00475_21571_9082.N1	16-APR-2006 01:31:43	Bright	39.000	55	79Zet UMa	2.0600	10200.	78	21571	No
21	GOM_NL__2PRFIN20060416_013754_00000392046_00475_21571_9083.N1	16-APR-2006 01:37:54	Bright	39.000	60	7Bet UMi	2.0810	3950.0	78	21571	No
22	GOM_NL__2PRFIN20060416_014044_00000332046_00475_21571_9084.N1	16-APR-2006 01:40:44	Bright	32.500	49	1Alp UMi	1.9900	6300.0	65	21571	No
23	GOM_NL__2PRFIN20060416_014800_00000392046_00475_21571_9085.N1	16-APR-2006 01:48:00	Bright	38.500	89	5Alp Cep	2.4510	8000.0	77	21571	No
24	GOM_NL__2PRFIN20060416_015757_00000372046_00475_21571_9086.N1	16-APR-2006 01:57:57	Bright	36.500	164	44Eta Peg	2.9480	5400.0	73	21571	No
25	GOM_NL__2PRFIN20060416_020731_00000402046_00475_21571_9087.N1	16-APR-2006 02:07:31	Dark	40.000	162	34Alp Aqr	2.9440	5350.0	80	21571	No
26	GOM_NL__2PRFIN20060416_022451_00000412046_00476_21572_9068.N1	16-APR-2006 02:24:51	Dark	41.000	45	Alp Pav	1.9400	26000.	82	21572	No
27	GOM_NL__2PRFIN20060416_023212_00000392046_00476_21572_9069.N1	16-APR-2006 02:32:12	Dark	39.000	43	Alp TrA	1.9100	4250.0	78	21572	No
28	GOM_NL__2PRFIN20060416_023418_00000402046_00476_21572_9070.N1	16-APR-2006 02:34:18	Dark	39.500	134	Bet TrA	2.8100	6600.0	79	21572	No
29	GOM_NL__2PRFIN20060416_023641_00000432046_00476_21572_9071.N1	16-APR-2006 02:36:41	Straylight	42.500	4	Alp1Cen	-0.010000	5800.0	85	21572	No
30	GOM_NL__2PRFIN20060416_023952_00000412046_00476_21572_9072.N1	16-APR-2006 02:39:52	Straylight	41.000	78	Alp Lup	2.3040	28000.	82	21572	No
31	GOM_NL__2PRFIN20060416_024127_00000442046_00476_21572_9073.N1	16-APR-2006 02:41:27	Straylight	43.500	81	Eta Cen	2.3560	28000.	87	21572	No
32	GOM_NL__2PRFIN20060416_024349_00000482046_00476_21572_9074.N1	16-APR-2006 02:43:49	Straylight	48.000	54	5The Cen	2.0550	4500.0	96	21572	No
33	GOM_NL__2PRFIN20060416_024857_00000412046_00476_21572_9075.N1	16-APR-2006 02:48:57	Twilight_stray	41.000	106	9Bet Crv	2.6480	5600.0	82	21572	No
34	GOM_NL__2PRFIN20060416_025047_00000382046_00476_21572_9076.N1	16-APR-2006 02:50:47	Bright	37.500	100	4Gam Crv	2.5800	13100.	75	21572	No
35	GOM_NL__2PRFIN20060416_025210_00000452046_00476_21572_9077.N1	16-APR-2006 02:52:10	Bright	44.500	15	67Alp Vir	0.97600	28000.	89	21572	No
36	GOM_NL__2PRFIN20060416_025513_00000382046_00476_21572_9078.N1	16-APR-2006 02:55:13	Bright	37.500	121	29Gam Vir	2.7400	7200.0	75	21572	No
37	GOM_NL__2PRFIN20060416_025859_00000392046_00476_21572_9079.N1	16-APR-2006 02:58:59	Bright	39.000	138	47Eps Vir	2.8280	4700.0	78	21572	No
38	GOM_NL__2PRFIN20060416_030706_00000372046_00476_21572_9080.N1	16-APR-2006 03:07:06	Bright	37.000	152	12Alp2CVn	2.8900	11000.	74	21572	No
39	GOM_NL__2PRFIN20060416_031057_00000362046_00476_21572_9081.N1	16-APR-2006 03:10:57	Bright	36.000	87	64Gam UMa	2.4330	11000.	72	21572	No
40	GOM_NL__2PRFIN20060416_031219_00000382046_00476_21572_9082.N1	16-APR-2006 03:12:19	Bright	37.500	55	79Zet UMa	2.0600	10200.	75	21572	No
41	GOM_NL__2PRFIN20060416_031829_00000362046_00476_21572_9083.N1	16-APR-2006 03:18:29	Bright	35.500	60	7Bet UMi	2.0810	3950.0	71	21572	No
42	GOM_NL__2PRFIN20060416_032120_00000322046_00476_21572_9084.N1	16-APR-2006 03:21:20	Bright	32.000	49	1Alp UMi	1.9900	6300.0	64	21572	No

43	GOM_NL__2PRFIN20060416_032836_000000372046_00476_21572_9085.N1	16-APR-2006 03:28:36	Bright	37.000	89	5Alp Cep	2.4510	8000.0	74	21572	No
44	GOM_NL__2PRFIN20060416_033833_000000372046_00476_21572_9086.N1	16-APR-2006 03:38:33	Bright	37.000	164	44Eta Peg	2.9480	5400.0	74	21572	No
45	GOM_NL__2PRFIN20060416_034807_000000412046_00476_21572_9087.N1	16-APR-2006 03:48:07	Dark	40.500	162	34Alp Aqr	2.9440	5350.0	81	21572	No
46	GOM_NL__2PRFIN20060416_035309_000000452046_00476_21572_9088.N1	16-APR-2006 03:53:09	Dark	44.500	142	49Del Cap	2.8500	8900.0	89	21572	No
47	GOM_NL__2PRFIN20060416_035826_000000392046_00476_21572_9089.N1	16-APR-2006 03:58:26	Dark	39.000	172	Gam Gru	3.0030	13100.	78	21572	No
48	GOM_NL__2PRFIN20060416_040029_000000402046_00476_21572_9090.N1	16-APR-2006 04:00:29	Dark	39.500	31	Alp Gru	1.7340	15200.	79	21572	No
49	GOM_NL__2PRFIN20060416_040527_000000392046_00477_21573_9068.N1	16-APR-2006 04:05:27	Dark	39.000	45	Alp Pav	1.9400	26000.	78	21573	No
50	GOM_NL__2PRFIN20060416_041248_000000392046_00477_21573_9069.N1	16-APR-2006 04:12:48	Dark	38.500	43	Alp TrA	1.9100	4250.0	77	21573	No
51	GOM_NL__2PRFIN20060416_041454_000000392046_00477_21573_9070.N1	16-APR-2006 04:14:54	Dark	38.500	134	Bet TrA	2.8100	6600.0	77	21573	No
52	GOM_NL__2PRFIN20060416_041718_000000492046_00477_21573_9071.N1	16-APR-2006 04:17:18	Straylight	49.000	4	Alp1Cen	-0.010000	5800.0	98	21573	No
53	GOM_NL__2PRFIN20060416_042028_000000422046_00477_21573_9072.N1	16-APR-2006 04:20:28	Straylight	42.000	78	Alp Lup	2.3040	28000.	84	21573	No
54	GOM_NL__2PRFIN20060416_042204_000000412046_00477_21573_9073.N1	16-APR-2006 04:22:04	Straylight	41.000	81	Eta Cen	2.3560	28000.	82	21573	No
55	GOM_NL__2PRFIN20060416_042426_000000472046_00477_21573_9074.N1	16-APR-2006 04:24:26	Straylight	47.000	54	5The Cen	2.0550	4500.0	94	21573	No
56	GOM_NL__2PRFIN20060416_042933_000000412046_00477_21573_9075.N1	16-APR-2006 04:29:33	Tw_i_and_stray	41.000	106	9Bet Crv	2.6480	5600.0	82	21573	No
57	GOM_NL__2PRFIN20060416_043123_000000382046_00477_21573_9076.N1	16-APR-2006 04:31:23	Bright	37.500	100	4Gam Crv	2.5800	13100.	75	21573	No
58	GOM_NL__2PRFIN20060416_043246_000000442046_00477_21573_9077.N1	16-APR-2006 04:32:46	Bright	44.000	15	67Alp Vir	0.97600	28000.	88	21573	No
59	GOM_NL__2PRFIN20060416_043549_000000372046_00477_21573_9078.N1	16-APR-2006 04:35:49	Bright	37.000	121	29Gam Vir	2.7400	7200.0	74	21573	No
60	GOM_NL__2PRFIN20060416_043935_000000402046_00477_21573_9079.N1	16-APR-2006 04:39:35	Bright	39.500	138	47Eps Vir	2.8280	4700.0	79	21573	No
61	GOM_NL__2PRFIN20060416_044742_000000372046_00477_21573_9080.N1	16-APR-2006 04:47:42	Bright	37.000	152	12Alp2CVn	2.8900	11000.	74	21573	No
62	GOM_NL__2PRFIN20060416_045133_000000342046_00477_21573_9081.N1	16-APR-2006 04:51:33	Bright	34.000	87	64Gam UMa	2.4330	11000.	68	21573	No
63	GOM_NL__2PRFIN20060416_045255_000000392046_00477_21573_9082.N1	16-APR-2006 04:52:55	Bright	39.000	55	79Zet UMa	2.0600	10200.	78	21573	No
64	GOM_NL__2PRFIN20060416_045905_000000402046_00477_21573_9083.N1	16-APR-2006 04:59:05	Bright	39.500	60	7Bet UMi	2.0810	3950.0	79	21573	No
65	GOM_NL__2PRFIN20060416_050156_000000332046_00477_21573_9084.N1	16-APR-2006 05:01:56	Bright	32.500	49	1Alp UMi	1.9900	6300.0	65	21573	No
66	GOM_NL__2PRFIN20060416_050912_000000572046_00477_21573_9085.N1	16-APR-2006 05:09:12	Bright	57.000	89	5Alp Cep	2.4510	8000.0	114	21573	No
67	GOM_NL__2PRFIN20060416_051909_000000452046_00477_21573_9086.N1	16-APR-2006 05:19:09	Bright	45.000	164	44Eta Peg	2.9480	5400.0	90	21573	No
68	GOM_NL__2PRFIN20060416_052844_000000462046_00477_21573_9087.N1	16-APR-2006 05:28:44	Dark	46.000	162	34Alp Aqr	2.9440	5350.0	92	21573	No
69	GOM_NL__2PRFIN20060416_053345_000000462046_00477_21573_9088.N1	16-APR-2006 05:33:45	Dark	45.500	142	49Del Cap	2.8500	8900.0	91	21573	No
70	GOM_NL__2PRFIN20060416_053902_000000392046_00477_21573_9089.N1	16-APR-2006 05:39:02	Dark	38.500	172	Gam Gru	3.0030	13100.	77	21573	No
71	GOM_NL__2PRFIN20060416_054105_000000392046_00477_21573_9090.N1	16-APR-2006 05:41:05	Dark	39.000	31	Alp Gru	1.7340	15200.	78	21573	No
72	GOM_NL__2PRFIN20060416_054604_000000402046_00478_21574_9068.N1	16-APR-2006 05:46:04	Dark	39.500	45	Alp Pav	1.9400	26000.	79	21574	No
73	GOM_NL__2PRFIN20060416_055325_000000422046_00478_21574_9069.N1	16-APR-2006 05:53:25	Dark	42.000	43	Alp TrA	1.9100	4250.0	84	21574	No
74	GOM_NL__2PRFIN20060416_055531_000000402046_00478_21574_9070.N1	16-APR-2006 05:55:31	Dark	40.000	134	Bet TrA	2.8100	6600.0	80	21574	No
75	GOM_NL__2PRFIN20060416_055754_000000442046_00478_21574_9071.N1	16-APR-2006 05:57:54	Straylight	43.500	4	Alp1Cen	-0.010000	5800.0	87	21574	No
76	GOM_NL__2PRFIN20060416_060105_000000452046_00478_21574_9072.N1	16-APR-2006 06:01:05	Straylight	44.500	78	Alp Lup	2.3040	28000.	89	21574	No
77	GOM_NL__2PRFIN20060416_060240_000000442046_00478_21574_9073.N1	16-APR-2006 06:02:40	Straylight	43.500	81	Eta Cen	2.3560	28000.	87	21574	No
78	GOM_NL__2PRFIN20060416_060502_000000472046_00478_21574_9074.N1	16-APR-2006 06:05:02	Straylight	47.000	54	5The Cen	2.0550	4500.0	94	21574	No
79	GOM_NL__2PRFIN20060416_061009_000000412046_00478_21574_9075.N1	16-APR-2006 06:10:09	Tw_i_and_stray	41.000	106	9Bet Crv	2.6480	5600.0	82	21574	No
80	GOM_NL__2PRFIN20060416_061159_000000382046_00478_21574_9076.N1	16-APR-2006 06:11:59	Bright	37.500	100	4Gam Crv	2.5800	13100.	75	21574	No
81	GOM_NL__2PRFIN20060416_061322_000000412046_00478_21574_9077.N1	16-APR-2006 06:13:22	Bright	41.000	15	67Alp Vir	0.97600	28000.	82	21574	No
82	GOM_NL__2PRFIN20060416_061625_000000382046_00478_21574_9078.N1	16-APR-2006 06:16:25	Bright	38.000	121	29Gam Vir	2.7400	7200.0	76	21574	No
83	GOM_NL__2PRFIN20060416_062011_000000412046_00478_21574_9079.N1	16-APR-2006 06:20:11	Bright	41.000	138	47Eps Vir	2.8280	4700.0	82	21574	No
84	GOM_NL__2PRFIN20060416_062817_000000362046_00478_21574_9080.N1	16-APR-2006 06:28:17	Bright	36.000	152	12Alp2CVn	2.8900	11000.	72	21574	No
85	GOM_NL__2PRFIN20060416_063209_000000362046_00478_21574_9081.N1	16-APR-2006 06:32:09	Bright	36.000	87	64Gam UMa	2.4330	11000.	72	21574	No
86	GOM_NL__2PRFIN20060416_063331_000000372046_00478_21574_9082.N1	16-APR-2006 06:33:31	Bright	36.500	55	79Zet UMa	2.0600	10200.	73	21574	No
87	GOM_NL__2PRFIN20060416_063941_000000402046_00478_21574_9083.N1	16-APR-2006 06:39:41	Bright	40.000	60	7Bet UMi	2.0810	3950.0	80	21574	No
88	GOM_NL__2PRFIN20060416_064232_000000352046_00478_21574_9084.N1	16-APR-2006 06:42:32	Bright	34.500	49	1Alp UMi	1.9900	6300.0	69	21574	No
89	GOM_NL__2PRFIN20060416_064947_000000572046_00478_21574_9085.N1	16-APR-2006 06:49:47	Bright	57.000	89	5Alp Cep	2.4510	8000.0	114	21574	No
90	GOM_NL__2PRFIN20060416_065945_000000382046_00478_21574_9086.N1	16-APR-2006 06:59:45	Bright	37.500	164	44Eta Peg	2.9480	5400.0	75	21574	No
91	GOM_NL__2PRFIN20060416_070920_000000482046_00478_21574_9087.N1	16-APR-2006 07:09:20	Dark	47.500	162	34Alp Aqr	2.9440	5350.0	95	21574	No
92	GOM_NL__2PRFIN20060416_071422_000000462046_00478_21574_9088.N1	16-APR-2006 07:14:22	Dark	45.500	142	49Del Cap	2.8500	8900.0	91	21574	No
93	GOM_NL__2PRFIN20060416_071939_000000392046_00478_21574_9089.N1	16-APR-2006 07:19:39	Dark	38.500	172	Gam Gru	3.0030	13100.	77	21574	No
94	GOM_NL__2PRFIN20060416_072142_000000422046_00478_21574_9090.N1	16-APR-2006 07:21:42	Dark	41.500	31	Alp Gru	1.7340	15200.	83	21574	No
95	GOM_NL__2PRFIN20060416_072640_000000402046_00479_21575_9068.N1	16-APR-2006 07:26:40	Dark	39.500	45	Alp Pav	1.9400	26000.	79	21575	No
96	GOM_NL__2PRFIN20060416_073401_000000412046_00479_21575_9069.N1	16-APR-2006 07:34:01	Dark	40.500	43	Alp TrA	1.9100	4250.0	81	21575	No
97	GOM_NL__2PRFIN20060416_073607_000000392046_00479_21575_9070.N1	16-APR-2006 07:36:07	Dark	38.500	134	Bet TrA	2.8100	6600.0	77	21575	No
98	GOM_NL__2PRFIN20060416_073830_000000532046_00479_21575_9071.N1	16-APR-2006 07:38:30	Straylight	52.500	4	Alp1Cen	-0.010000	5800.0	105	21575	No
99	GOM_NL__2PRFIN20060416_074141_000000412046_00479_21575_9072.N1	16-APR-2006 07:41:41	Straylight	40.500	78	Alp Lup	2.3040	28000.	81	21575	No
100	GOM_NL__2PRFIN20060416_074317_000000432046_00479_21575_9073.N1	16-APR-2006 07:43:17	Straylight	43.000	81	Eta Cen	2.3560	28000.	86	21575	No
101	GOM_NL__2PRFIN20060416_074539_000000502046_00479_21575_9074.N1	16-APR-2006 07:45:39	Straylight	50.000	54	5The Cen	2.0550	4500.0	100	21575	No

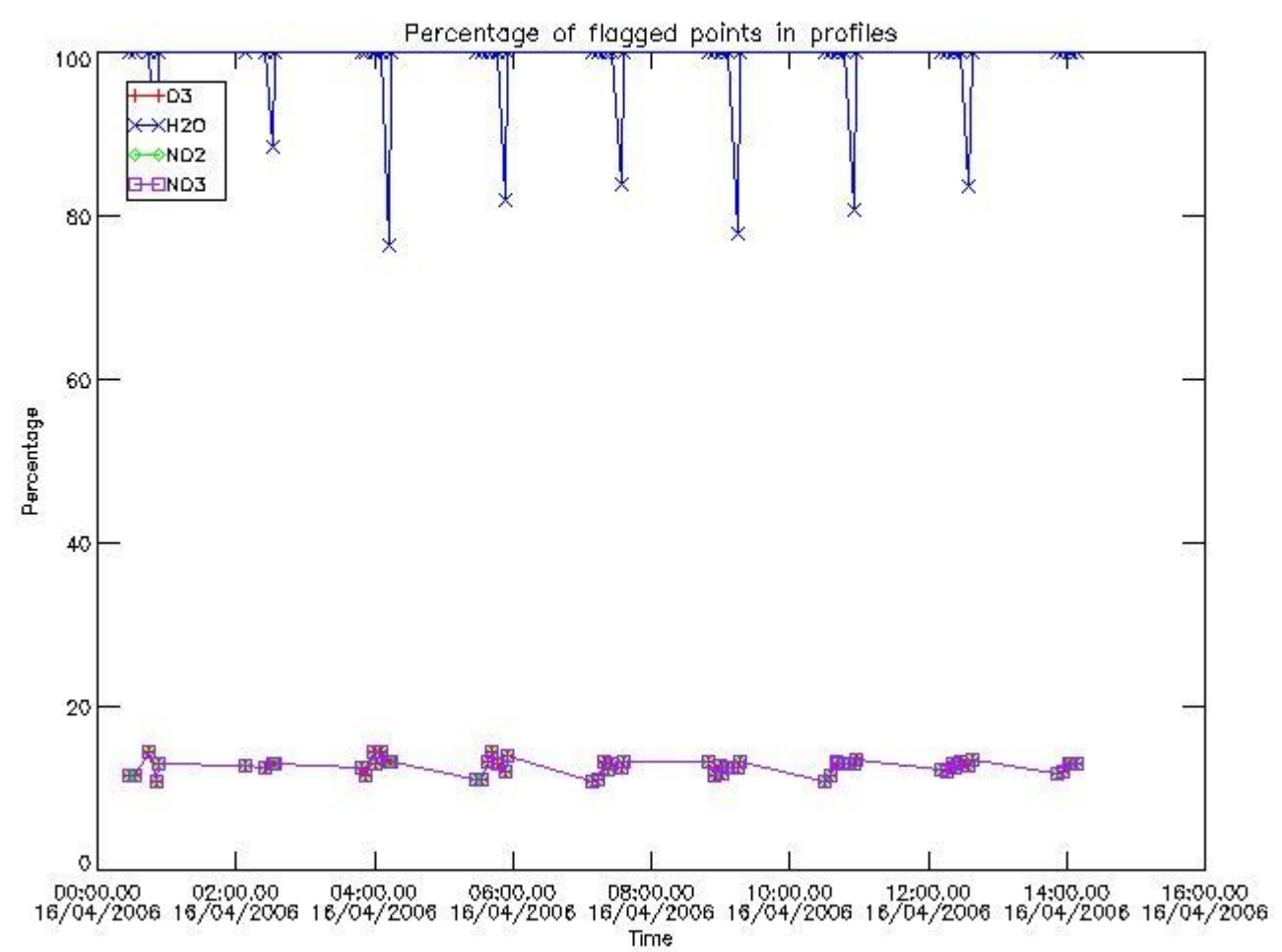
102	GOM_NL__2PRFIN20060416_075046_000000432046_00479_21575_9075.N1	16-APR-2006 07:50:46	Twilight	42.500	106	9Bet Crv	2.6480	5600.0	85	21575	No
103	GOM_NL__2PRFIN20060416_075235_000000382046_00479_21575_9076.N1	16-APR-2006 07:52:35	Bright	37.500	100	4Gam Crv	2.5800	13100.	75	21575	No
104	GOM_NL__2PRFIN20060416_075358_000000452046_00479_21575_9077.N1	16-APR-2006 07:53:58	Bright	45.000	15	67Alp Vir	0.97600	28000.	90	21575	No
105	GOM_NL__2PRFIN20060416_075701_000000372046_00479_21575_9078.N1	16-APR-2006 07:57:01	Bright	37.000	121	29Gam Vir	2.7400	7200.0	74	21575	No
106	GOM_NL__2PRFIN20060416_080047_000000392046_00479_21575_9079.N1	16-APR-2006 08:00:47	Bright	39.000	138	47Eps Vir	2.8280	4700.0	78	21575	No
107	GOM_NL__2PRFIN20060416_081245_000000362046_00479_21575_9080.N1	16-APR-2006 08:12:45	Bright	36.000	87	64Gam UMa	2.4330	11000.	72	21575	No
108	GOM_NL__2PRFIN20060416_081406_000000392046_00479_21575_9081.N1	16-APR-2006 08:14:06	Bright	39.000	55	79Zet UMa	2.0600	10200.	78	21575	No
109	GOM_NL__2PRFIN20060416_082017_000000372046_00479_21575_9082.N1	16-APR-2006 08:20:17	Bright	36.500	60	7Bet UMi	2.0810	3950.0	73	21575	No
110	GOM_NL__2PRFIN20060416_082308_000000352046_00479_21575_9083.N1	16-APR-2006 08:23:08	Bright	35.000	49	1Alp UMi	1.9900	6300.0	70	21575	No
111	GOM_NL__2PRFIN20060416_083023_000000492046_00479_21575_9084.N1	16-APR-2006 08:30:23	Bright	49.000	89	5Alp Cep	2.4510	8000.0	98	21575	No
112	GOM_NL__2PRFIN20060416_084021_000000422046_00479_21575_9085.N1	16-APR-2006 08:40:21	Bright	41.500	164	44Eta Peg	2.9480	5400.0	83	21575	No
113	GOM_NL__2PRFIN20060416_084957_000000432046_00479_21575_9086.N1	16-APR-2006 08:49:57	Dark	42.500	162	34Alp Aqr	2.9440	5350.0	85	21575	No
114	GOM_NL__2PRFIN20060416_085458_000000452046_00479_21575_9087.N1	16-APR-2006 08:54:58	Dark	44.500	142	49Del Cap	2.8500	8900.0	89	21575	No
115	GOM_NL__2PRFIN20060416_090015_000000402046_00479_21575_9088.N1	16-APR-2006 09:00:15	Dark	40.000	172	Gam Gru	3.0030	13100.	80	21575	No
116	GOM_NL__2PRFIN20060416_090218_000000442046_00479_21575_9089.N1	16-APR-2006 09:02:18	Dark	43.500	31	Alp Gru	1.7340	15200.	87	21575	No
117	GOM_NL__2PRFIN20060416_090717_000000412046_00480_21576_9068.N1	16-APR-2006 09:07:17	Dark	41.000	45	Alp Pav	1.9400	26000.	82	21576	No
118	GOM_NL__2PRFIN20060416_091438_000000412046_00480_21576_9069.N1	16-APR-2006 09:14:38	Dark	41.000	43	Alp TrA	1.9100	4250.0	82	21576	No
119	GOM_NL__2PRFIN20060416_091643_000000392046_00480_21576_9070.N1	16-APR-2006 09:16:43	Dark	38.500	134	Bet TrA	2.8100	6600.0	77	21576	No
120	GOM_NL__2PRFIN20060416_091907_000000532046_00480_21576_9071.N1	16-APR-2006 09:19:07	Straylight	52.500	4	Alp1Cen	-0.010000	5800.0	105	21576	No
121	GOM_NL__2PRFIN20060416_092218_000000412046_00480_21576_9072.N1	16-APR-2006 09:22:18	Straylight	40.500	78	Alp Lup	2.3040	28000.	81	21576	No
122	GOM_NL__2PRFIN20060416_092353_000000442046_00480_21576_9073.N1	16-APR-2006 09:23:53	Straylight	44.000	81	Eta Cen	2.3560	28000.	88	21576	No
123	GOM_NL__2PRFIN20060416_092615_000000462046_00480_21576_9074.N1	16-APR-2006 09:26:15	Straylight	45.500	54	5The Cen	2.0550	4500.0	91	21576	No
124	GOM_NL__2PRFIN20060416_093122_000000432046_00480_21576_9075.N1	16-APR-2006 09:31:22	Twilight	42.500	106	9Bet Crv	2.6480	5600.0	85	21576	No
125	GOM_NL__2PRFIN20060416_093311_000000372046_00480_21576_9076.N1	16-APR-2006 09:33:11	Bright	36.500	100	4Gam Crv	2.5800	13100.	73	21576	No
126	GOM_NL__2PRFIN20060416_093434_000000432046_00480_21576_9077.N1	16-APR-2006 09:34:34	Bright	43.000	15	67Alp Vir	0.97600	28000.	86	21576	No
127	GOM_NL__2PRFIN20060416_093737_000000382046_00480_21576_9078.N1	16-APR-2006 09:37:37	Bright	37.500	121	29Gam Vir	2.7400	7200.0	75	21576	No
128	GOM_NL__2PRFIN20060416_094123_000000392046_00480_21576_9079.N1	16-APR-2006 09:41:23	Bright	39.000	138	47Eps Vir	2.8280	4700.0	78	21576	No
129	GOM_NL__2PRFIN20060416_094929_000000372046_00480_21576_9080.N1	16-APR-2006 09:49:29	Bright	36.500	152	12Alp2CVn	2.8900	11000.	73	21576	No
130	GOM_NL__2PRFIN20060416_095321_000000352046_00480_21576_9081.N1	16-APR-2006 09:53:21	Bright	35.000	87	64Gam UMa	2.4330	11000.	70	21576	No
131	GOM_NL__2PRFIN20060416_095442_000000382046_00480_21576_9082.N1	16-APR-2006 09:54:42	Bright	38.000	55	79Zet UMa	2.0600	10200.	76	21576	No
132	GOM_NL__2PRFIN20060416_100052_000000392046_00480_21576_9083.N1	16-APR-2006 10:00:52	Bright	38.500	60	7Bet UMi	2.0810	3950.0	77	21576	No
133	GOM_NL__2PRFIN20060416_100344_000000352046_00480_21576_9084.N1	16-APR-2006 10:03:44	Bright	35.000	49	1Alp UMi	1.9900	6300.0	70	21576	No
134	GOM_NL__2PRFIN20060416_101059_000000382046_00480_21576_9085.N1	16-APR-2006 10:10:59	Bright	38.000	89	5Alp Cep	2.4510	8000.0	76	21576	No
135	GOM_NL__2PRFIN20060416_102057_000000372046_00480_21576_9086.N1	16-APR-2006 10:20:57	Bright	36.500	164	44Eta Peg	2.9480	5400.0	73	21576	No
136	GOM_NL__2PRFIN20060416_103033_000000472046_00480_21576_9087.N1	16-APR-2006 10:30:33	Dark	46.500	162	34Alp Aqr	2.9440	5350.0	93	21576	No
137	GOM_NL__2PRFIN20060416_103535_000000442046_00480_21576_9088.N1	16-APR-2006 10:35:35	Dark	44.000	142	49Del Cap	2.8500	8900.0	88	21576	No
138	GOM_NL__2PRFIN20060416_104051_000000392046_00480_21576_9089.N1	16-APR-2006 10:40:51	Dark	38.500	172	Gam Gru	3.0030	13100.	77	21576	No
139	GOM_NL__2PRFIN20060416_104254_000000402046_00480_21576_9090.N1	16-APR-2006 10:42:54	Dark	39.500	31	Alp Gru	1.7340	15200.	79	21576	No
140	GOM_NL__2PRFIN20060416_104753_000000392046_00481_21577_9068.N1	16-APR-2006 10:47:53	Dark	39.000	45	Alp Pav	1.9400	26000.	78	21577	No
141	GOM_NL__2PRFIN20060416_105514_000000402046_00481_21577_9069.N1	16-APR-2006 10:55:14	Dark	39.500	43	Alp TrA	1.9100	4250.0	79	21577	No
142	GOM_NL__2PRFIN20060416_105720_000000382046_00481_21577_9070.N1	16-APR-2006 10:57:20	Dark	37.500	134	Bet TrA	2.8100	6600.0	75	21577	No
143	GOM_NL__2PRFIN20060416_105943_000000452046_00481_21577_9071.N1	16-APR-2006 10:59:43	Straylight	44.500	4	Alp1Cen	-0.010000	5800.0	89	21577	No
144	GOM_NL__2PRFIN20060416_110254_000000402046_00481_21577_9072.N1	16-APR-2006 11:02:54	Straylight	39.500	78	Alp Lup	2.3040	28000.	79	21577	No
145	GOM_NL__2PRFIN20060416_110430_000000412046_00481_21577_9073.N1	16-APR-2006 11:04:30	Straylight	41.000	81	Eta Cen	2.3560	28000.	82	21577	No
146	GOM_NL__2PRFIN20060416_110651_000000442046_00481_21577_9074.N1	16-APR-2006 11:06:51	Straylight	44.000	54	5The Cen	2.0550	4500.0	88	21577	No
147	GOM_NL__2PRFIN20060416_111158_000000402046_00481_21577_9075.N1	16-APR-2006 11:11:58	Twilight	40.000	106	9Bet Crv	2.6480	5600.0	80	21577	No
148	GOM_NL__2PRFIN20060416_111347_000000372046_00481_21577_9076.N1	16-APR-2006 11:13:47	Bright	37.000	100	4Gam Crv	2.5800	13100.	74	21577	No
149	GOM_NL__2PRFIN20060416_111510_000000452046_00481_21577_9077.N1	16-APR-2006 11:15:10	Bright	44.500	15	67Alp Vir	0.97600	28000.	89	21577	No
150	GOM_NL__2PRFIN20060416_111813_000000382046_00481_21577_9078.N1	16-APR-2006 11:18:13	Bright	37.500	121	29Gam Vir	2.7400	7200.0	75	21577	No
151	GOM_NL__2PRFIN20060416_112158_000000392046_00481_21577_9079.N1	16-APR-2006 11:21:58	Bright	39.000	138	47Eps Vir	2.8280	4700.0	78	21577	No
152	GOM_NL__2PRFIN20060416_113004_000000372046_00481_21577_9080.N1	16-APR-2006 11:30:04	Bright	37.000	152	12Alp2CVn	2.8900	11000.	74	21577	No
153	GOM_NL__2PRFIN20060416_113357_000000352046_00481_21577_9081.N1	16-APR-2006 11:33:57	Bright	35.000	87	64Gam UMa	2.4330	11000.	70	21577	No
154	GOM_NL__2PRFIN20060416_113517_000000442046_00481_21577_9082.N1	16-APR-2006 11:35:17	Bright	44.000	55	79Zet UMa	2.0600	10200.	88	21577	No
155	GOM_NL__2PRFIN20060416_114128_000000402046_00481_21577_9083.N1	16-APR-2006 11:41:28	Bright	40.000	60	7Bet UMi	2.0810	3950.0	80	21577	No
156	GOM_NL__2PRFIN20060416_114420_000000332046_00481_21577_9084.N1	16-APR-2006 11:44:20	Bright	32.500	49	1Alp UMi	1.9900	6300.0	65	21577	No
157	GOM_NL__2PRFIN20060416_115135_000000372046_00481_21577_9085.N1	16-APR-2006 11:51:35	Bright	37.000	89	5Alp Cep	2.4510	8000.0	74	21577	No
158	GOM_NL__2PRFIN20060416_120133_000000382046_00481_21577_9086.N1	16-APR-2006 12:01:33	Bright	37.500	164	44Eta Peg	2.9480	5400.0	75	21577	No
159	GOM_NL__2PRFIN20060416_121109_000000462046_00481_21577_9087.N1	16-APR-2006 12:11:09	Dark	46.000	162	34Alp Aqr	2.9440	5350.0	92	21577	No
160	GOM_NL__2PRFIN20060416_121611_000000422046_00481_21577_9088.N1	16-APR-2006 12:16:11	Dark	42.000	142	49Del Cap	2.8500	8900.0	84	21577	No

161	GOM_NL__2PRFIN20060416_122128_000000392046_00481_21577_9089.N1	16-APR-2006 12:21:28	Dark	39.000	172	Gam Gru	3.0030	13100.	78	21577	No
162	GOM_NL__2PRFIN20060416_122331_000000412046_00481_21577_9090.N1	16-APR-2006 12:23:31	Dark	40.500	31	Alp Gru	1.7340	15200.	81	21577	No
163	GOM_NL__2PRFIN20060416_122830_000000392046_00482_21578_9068.N1	16-APR-2006 12:28:30	Dark	38.500	45	Alp Pav	1.9400	26000.	77	21578	No
164	GOM_NL__2PRFIN20060416_123550_000000402046_00482_21578_9069.N1	16-APR-2006 12:35:50	Dark	40.000	43	Alp TrA	1.9100	4250.0	80	21578	No
165	GOM_NL__2PRFIN20060416_123756_000000382046_00482_21578_9070.N1	16-APR-2006 12:37:56	Dark	38.000	134	Bet TrA	2.8100	6600.0	76	21578	No
166	GOM_NL__2PRFIN20060416_124019_000000472046_00482_21578_9071.N1	16-APR-2006 12:40:19	Straylight	46.500	4	Alp1Cen	-0.010000	5800.0	93	21578	No
167	GOM_NL__2PRFIN20060416_124330_000000412046_00482_21578_9072.N1	16-APR-2006 12:43:30	Straylight	40.500	78	Alp Lup	2.3040	28000.	81	21578	No
168	GOM_NL__2PRFIN20060416_124506_000000432046_00482_21578_9073.N1	16-APR-2006 12:45:06	Straylight	43.000	81	Eta Cen	2.3560	28000.	86	21578	No
169	GOM_NL__2PRFIN20060416_124727_000000482046_00482_21578_9074.N1	16-APR-2006 12:47:27	Straylight	47.500	54	5The Cen	2.0550	4500.0	95	21578	No
170	GOM_NL__2PRFIN20060416_125234_000000432046_00482_21578_9075.N1	16-APR-2006 12:52:34	Twl_and_stray	43.000	106	9Bet Crv	2.6480	5600.0	86	21578	No
171	GOM_NL__2PRFIN20060416_125423_000000372046_00482_21578_9076.N1	16-APR-2006 12:54:23	Bright	36.500	100	4Gam Crv	2.5800	13100.	73	21578	No
172	GOM_NL__2PRFIN20060416_125546_000000462046_00482_21578_9077.N1	16-APR-2006 12:55:46	Bright	46.000	15	67Alp Vir	0.97600	28000.	92	21578	No
173	GOM_NL__2PRFIN20060416_125849_000000372046_00482_21578_9078.N1	16-APR-2006 12:58:49	Bright	37.000	121	29Gam Vir	2.7400	7200.0	74	21578	No
174	GOM_NL__2PRFIN20060416_130234_000000392046_00482_21578_9079.N1	16-APR-2006 13:02:34	Bright	39.000	138	47Eps Vir	2.8280	4700.0	78	21578	No
175	GOM_NL__2PRFIN20060416_131040_000000382046_00482_21578_9080.N1	16-APR-2006 13:10:40	Bright	37.500	152	12Alp2CVn	2.8900	11000.	75	21578	No
176	GOM_NL__2PRFIN20060416_131433_000000372046_00482_21578_9081.N1	16-APR-2006 13:14:33	Bright	37.000	87	64Gam UMa	2.4330	11000.	74	21578	No
177	GOM_NL__2PRFIN20060416_131553_000000382046_00482_21578_9082.N1	16-APR-2006 13:15:53	Bright	38.000	55	79Zet UMa	2.0600	10200.	76	21578	No
178	GOM_NL__2PRFIN20060416_132203_000000392046_00482_21578_9083.N1	16-APR-2006 13:22:03	Bright	39.000	60	7Bet UMi	2.0810	3950.0	78	21578	No
179	GOM_NL__2PRFIN20060416_132456_000000322046_00482_21578_9084.N1	16-APR-2006 13:24:56	Bright	32.000	49	1Alp UMi	1.9900	6300.0	64	21578	No
180	GOM_NL__2PRFIN20060416_133210_000000382046_00482_21578_9085.N1	16-APR-2006 13:32:10	Bright	38.000	89	5Alp Cep	2.4510	8000.0	76	21578	No
181	GOM_NL__2PRFIN20060416_134209_000000362046_00482_21578_9086.N1	16-APR-2006 13:42:09	Bright	35.500	164	44Eta Peg	2.9480	5400.0	71	21578	No
182	GOM_NL__2PRFIN20060416_135146_000000432046_00482_21578_9087.N1	16-APR-2006 13:51:46	Dark	43.000	162	34Alp Aqr	2.9440	5350.0	86	21578	No
183	GOM_NL__2PRFIN20060416_135648_000000432046_00482_21578_9088.N1	16-APR-2006 13:56:48	Dark	42.500	142	49Del Cap	2.8500	8900.0	85	21578	No
184	GOM_NL__2PRFIN20060416_140204_000000402046_00482_21578_9089.N1	16-APR-2006 14:02:04	Dark	39.500	172	Gam Gru	3.0030	13100.	79	21578	No
185	GOM_NL__2PRFIN20060416_140407_000000402046_00482_21578_9090.N1	16-APR-2006 14:04:07	Dark	39.500	31	Alp Gru	1.7340	15200.	79	21578	No
186	GOM_NL__2PRFIN20060416_140906_000000392046_00483_21579_9088.N1	16-APR-2006 14:09:06	Dark	38.500	45	Alp Pav	1.9400	26000.	77	21579	No

3. Quality information per product

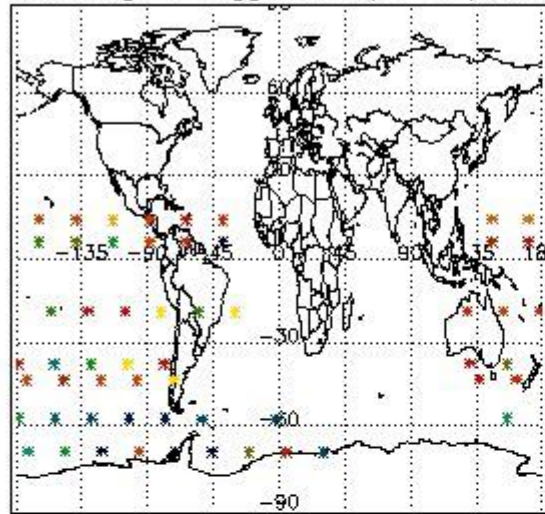
In this section it is plotted some information contained in the Quality Summary data set of the level 2 products. Only products in dark limb conditions and without errors (error flag in the MPH set to "0") are used.

3.1 Plot quality information per product (time dependant)

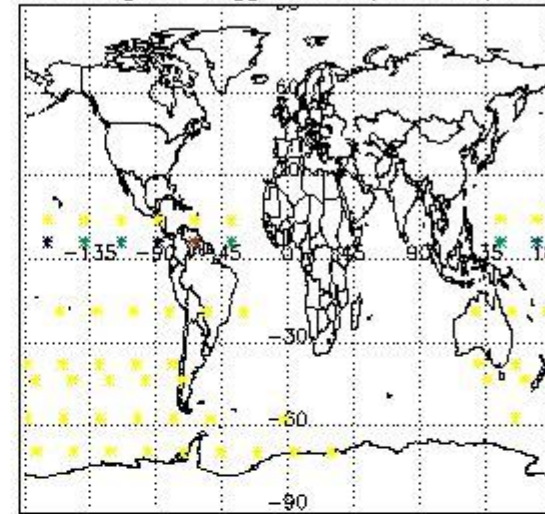


3.2 Plot quality information per product (world map)

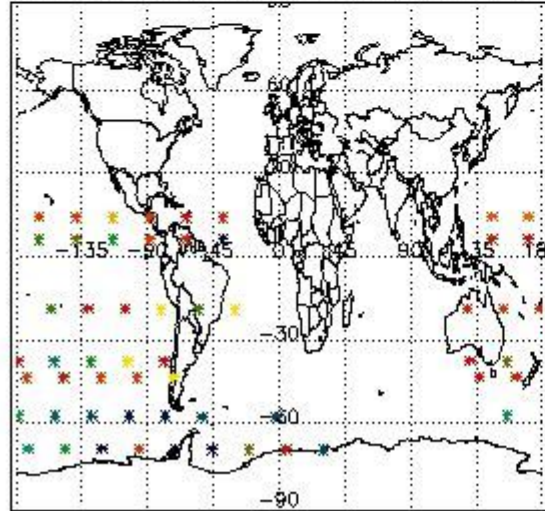
Percentage of flagged data per O3 profile



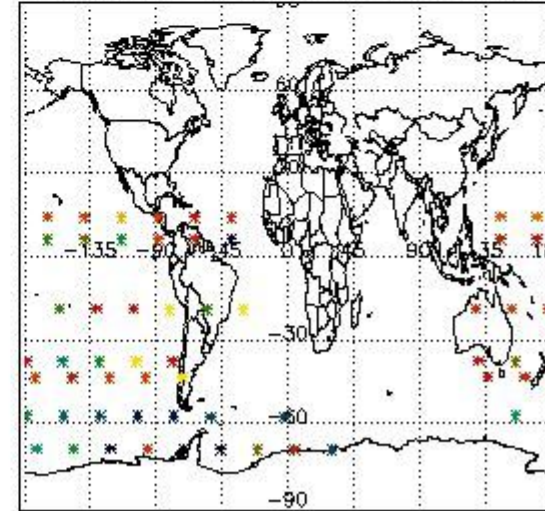
Percentage of flagged data per H2O profile



Percentage of flagged data per NO2 profile



Percentage of flagged data per NO3 profile

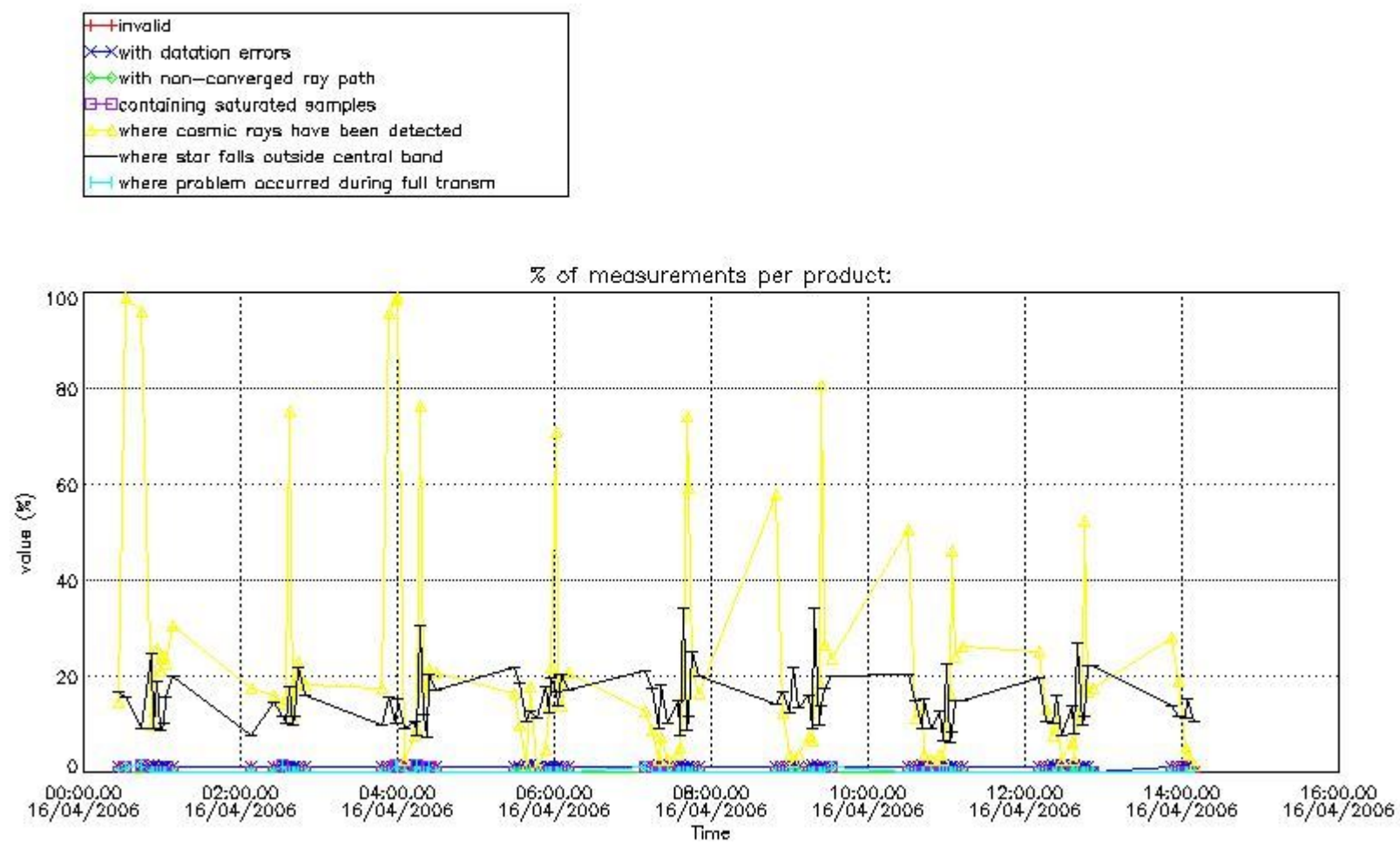


4. Level 1 quality information per product

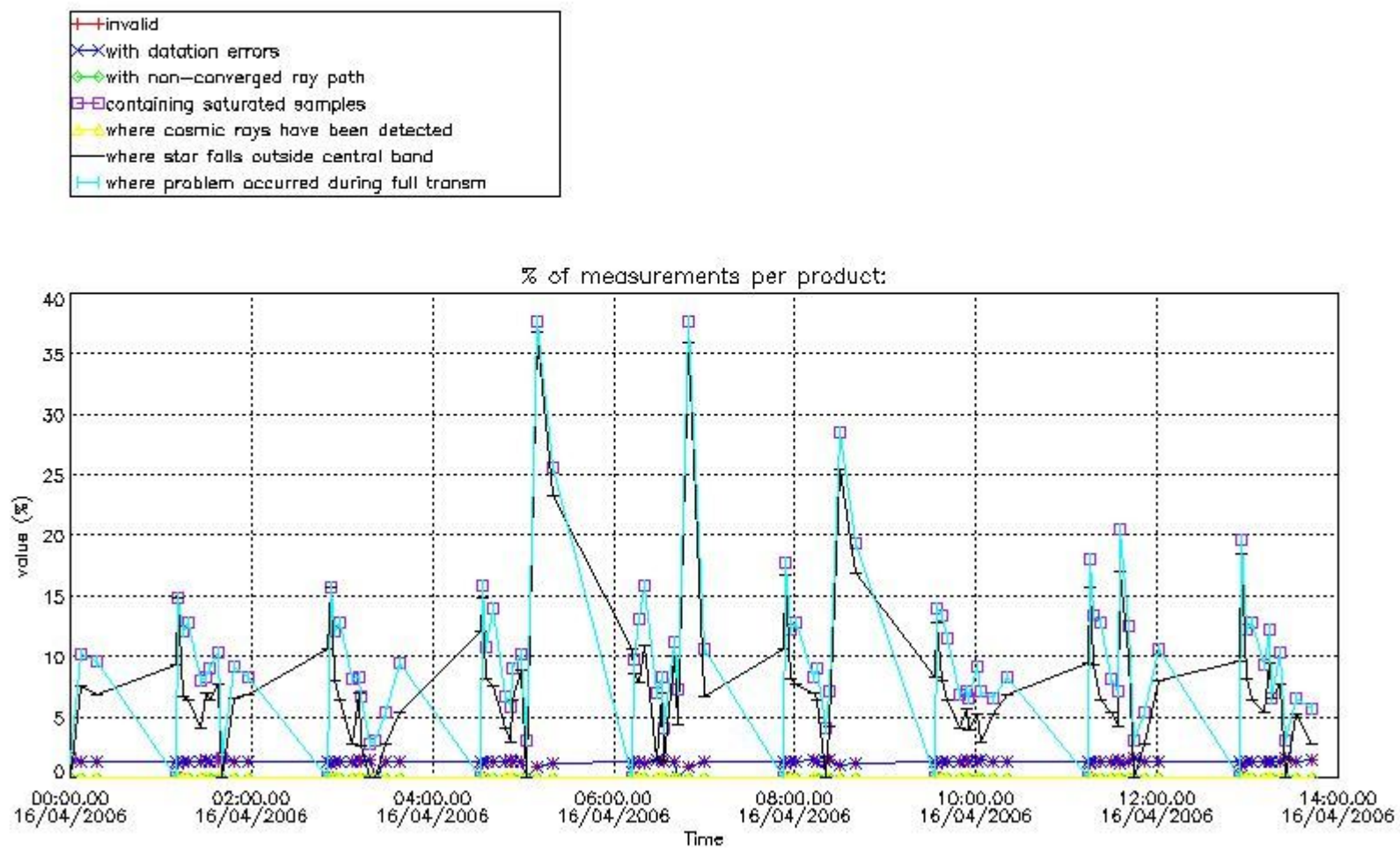
In this section it is plotted some information contained in the Quality Summary data set of the level 2 products that comes from the level 1b processing. Products without errors (error flag in the MPH set to "0") are used.

4.1 Plot quality information per product (time dependant) coming from level 1b processing

4.1.1 Plot level 1 quality information per product (time dependant): ENVISAT ASCENDING passes

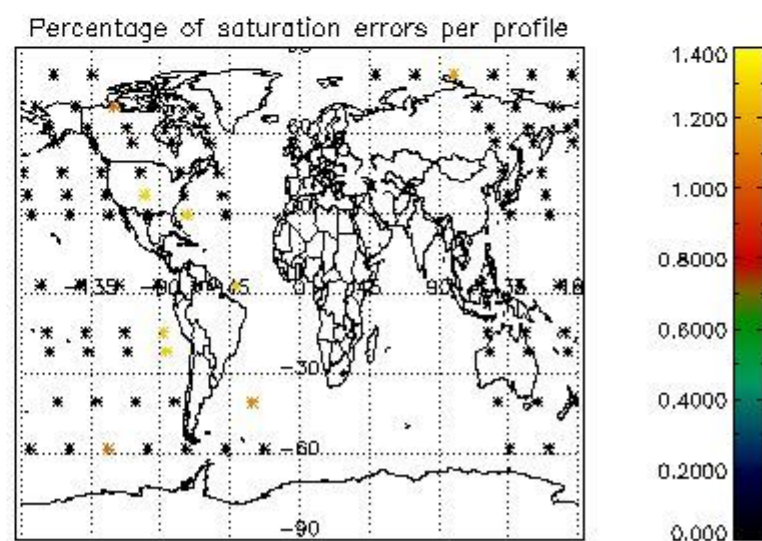
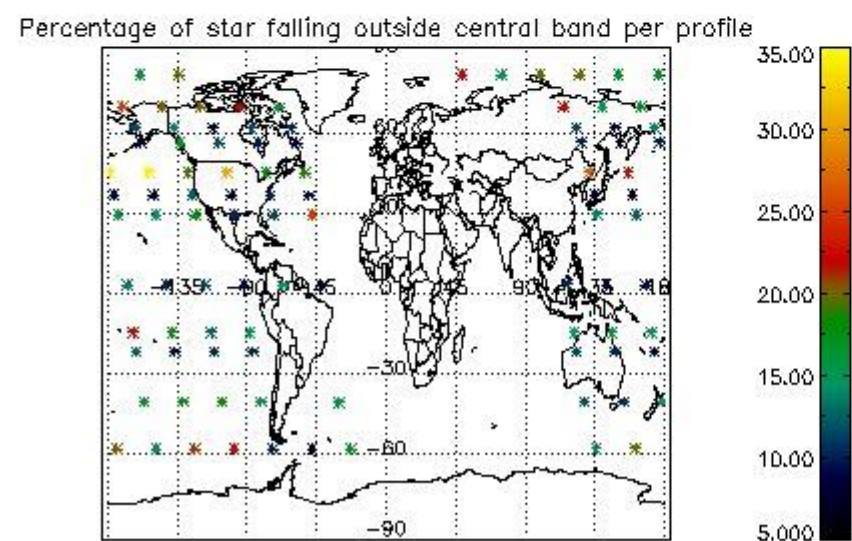
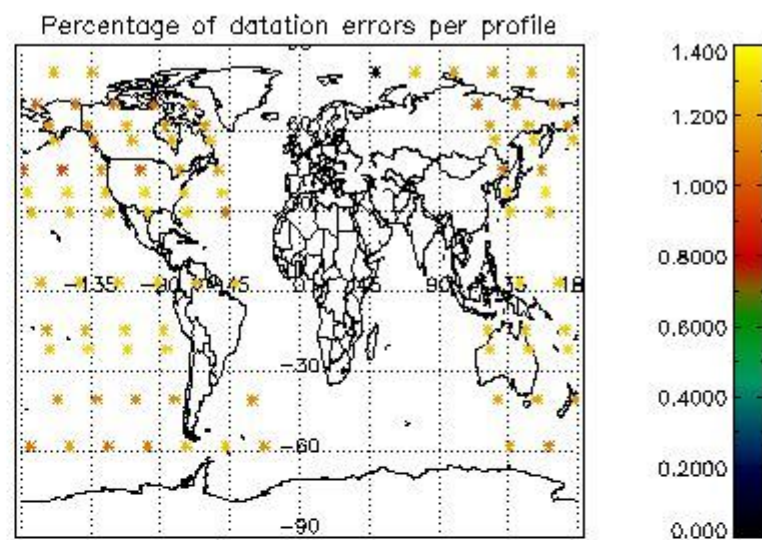
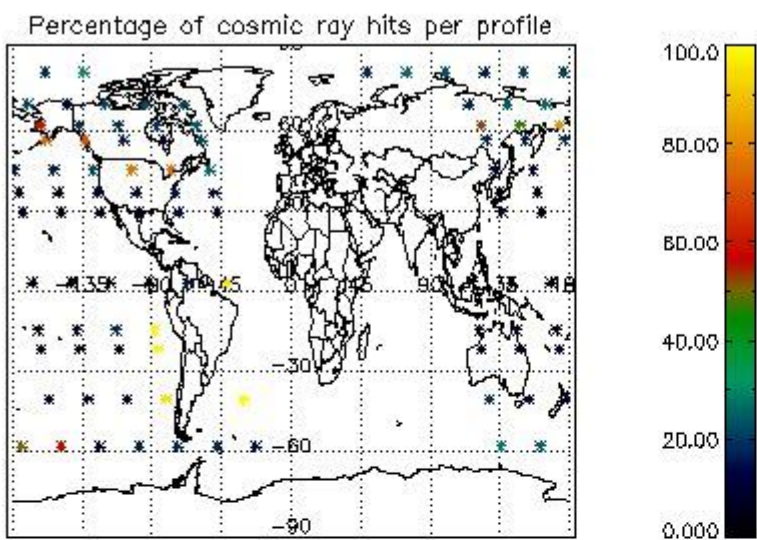


4.1.2 Plot level 1 quality information per product (time dependant): ENVI SAT DESCENDING passes

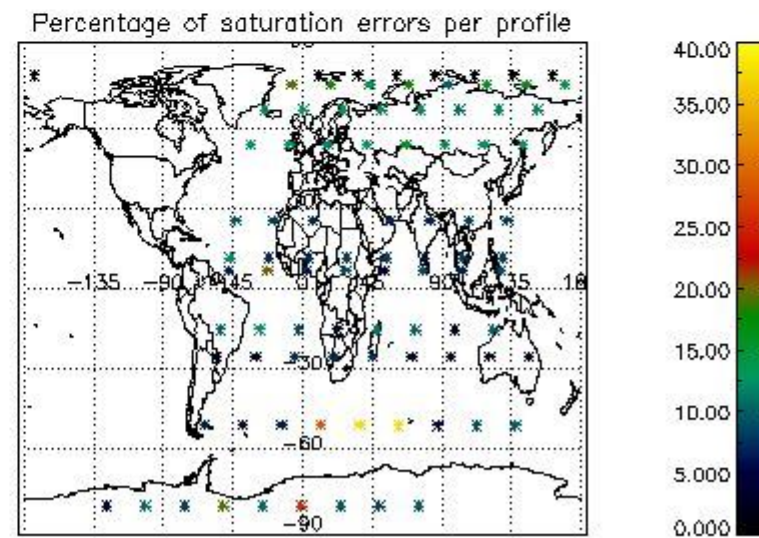
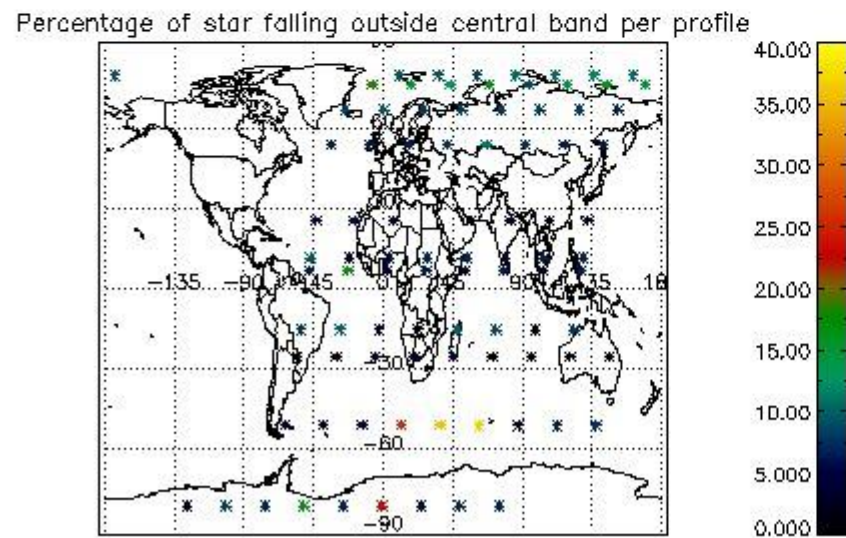
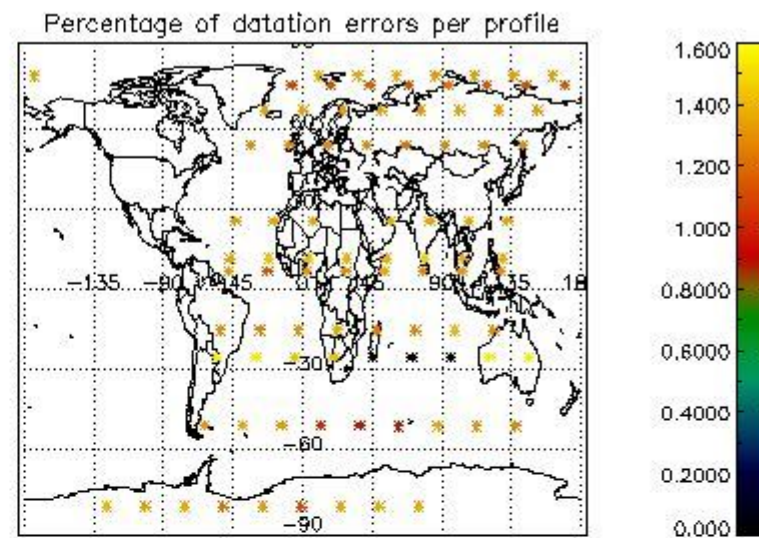
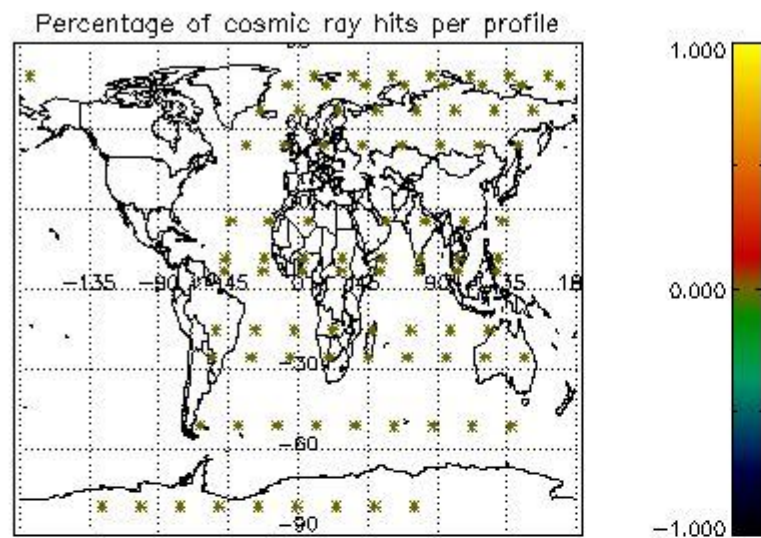


4.2 Plot quality information per product coming from level 1b processing (world map)

4.2.1 Plot level 1 quality information per product (world map): ENVISAT ASCENDING passes



4.2.2 Plot level 1 quality information per product (world map): ENVISAT DESCENDING passes



5. Trace gas profiles

5.1 Ozone statistics based on quality of products

The final quality of the products can be "measured" using the STD (Standard Deviation) attached to every point profile. This information is written to the parameter GOM_NL__2P/NL_LOCAL_SPECIES_DENSITY/o3_std of the level 2 products. The table below shows the statistics for given STD ranges.

The statistics are given with respect to the overall valid production:

- Products without fatal errors: GOM_NL__2P/MPH/PRODUCT_ERR=0
- Valid point profile: GOM_NL__2P/NL_LOCAL_SPECIES_DENSITY/pcd(0)=0

The 'Criteria' is applied to valid points of dark limb products:

- Products in dark limb illumination condition: GOM_NL__2P/NL_SUMMARY_QUALITY/obs_ill_cond=0
- Products without fatal errors: GOM_NL__2P/MPH/PRODUCT_ERR=0
- Valid point profile: GOM_NL__2P/NL_LOCAL_SPECIES_DENSITY/pcd(0)=0

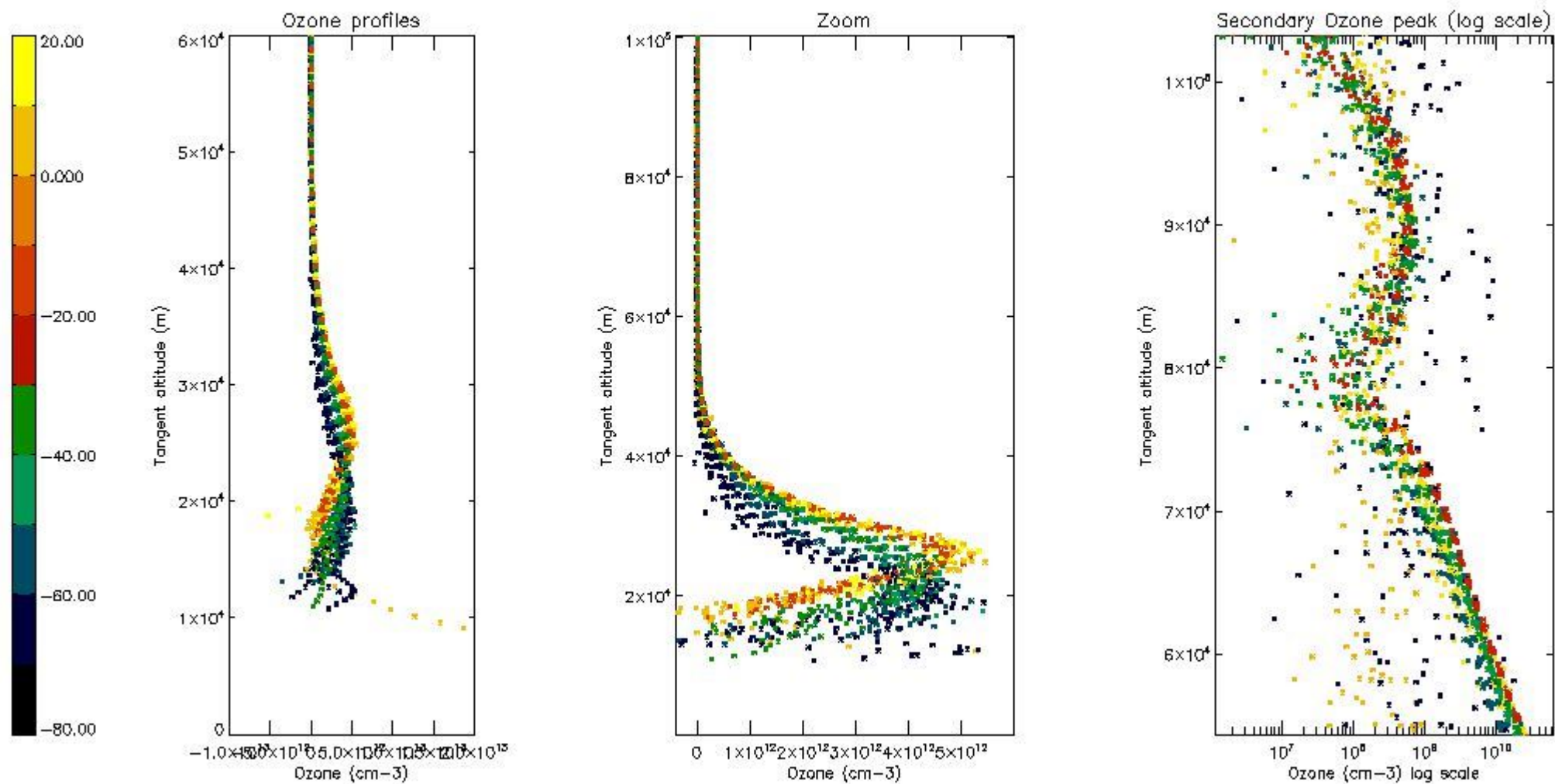
So, the table below shows the percentage of dark limb and valid observations for each criteria with respect to the overall valid daily observations.

Criteria	% of total production
All STD	31
STD < 20	15

STD < 10	11
STD < 5	5

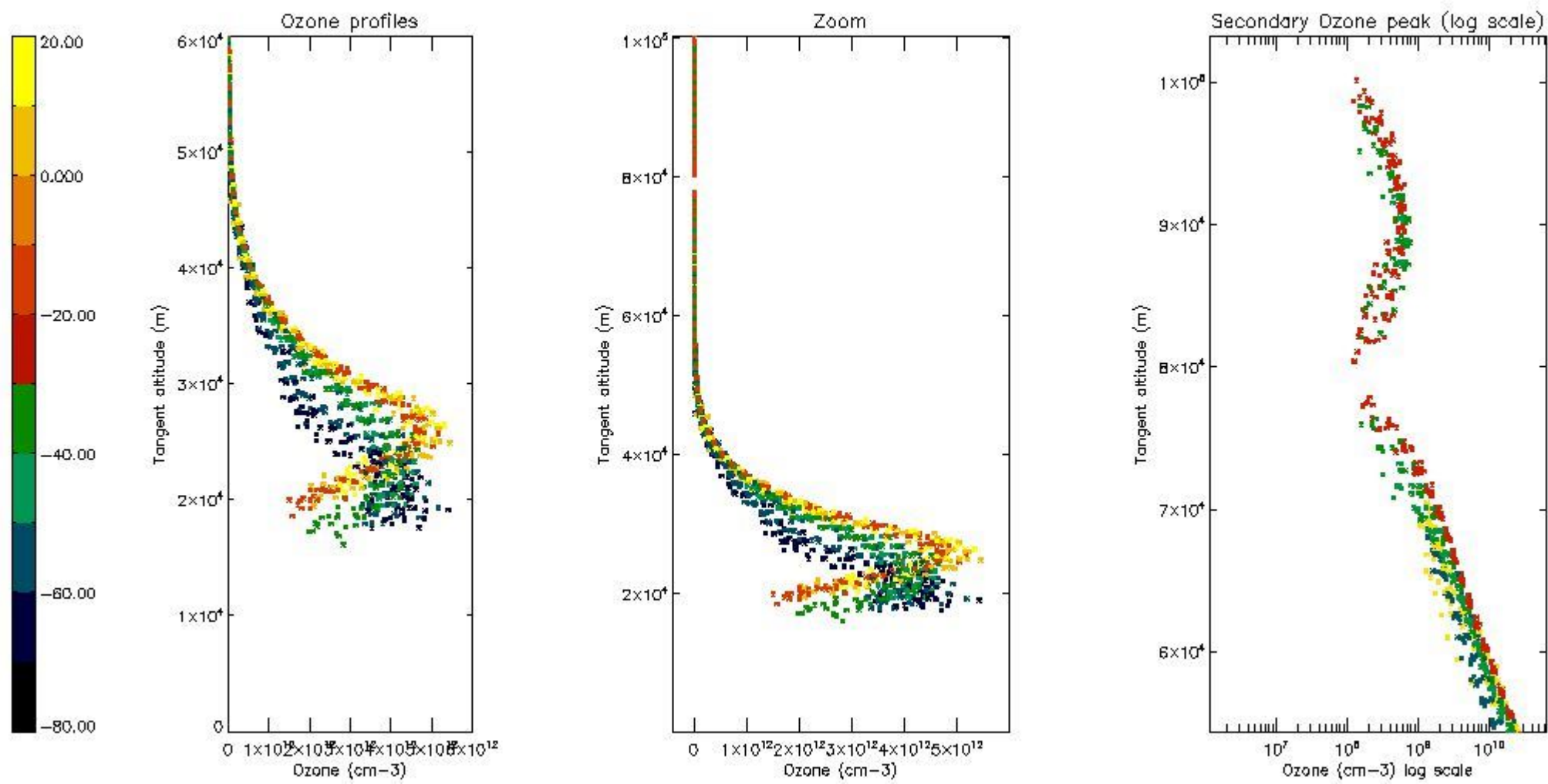
5.2 Plot ozone profiles for all STD (dark without errors)

The colorbar represents the latitude.



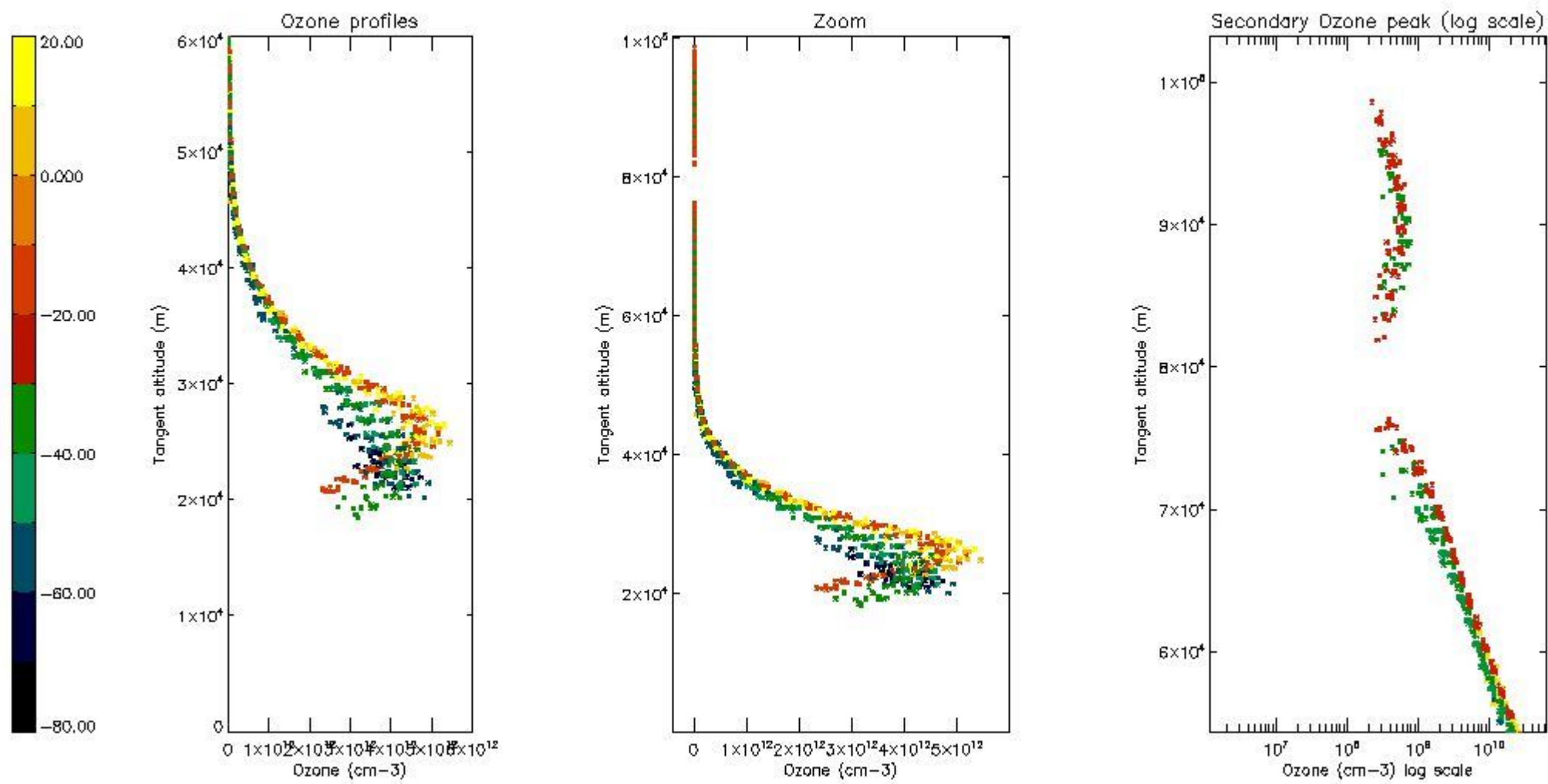
5.3 Plot ozone profiles where STD < 20% (dark without errors)

The colorbar represents the latitude.



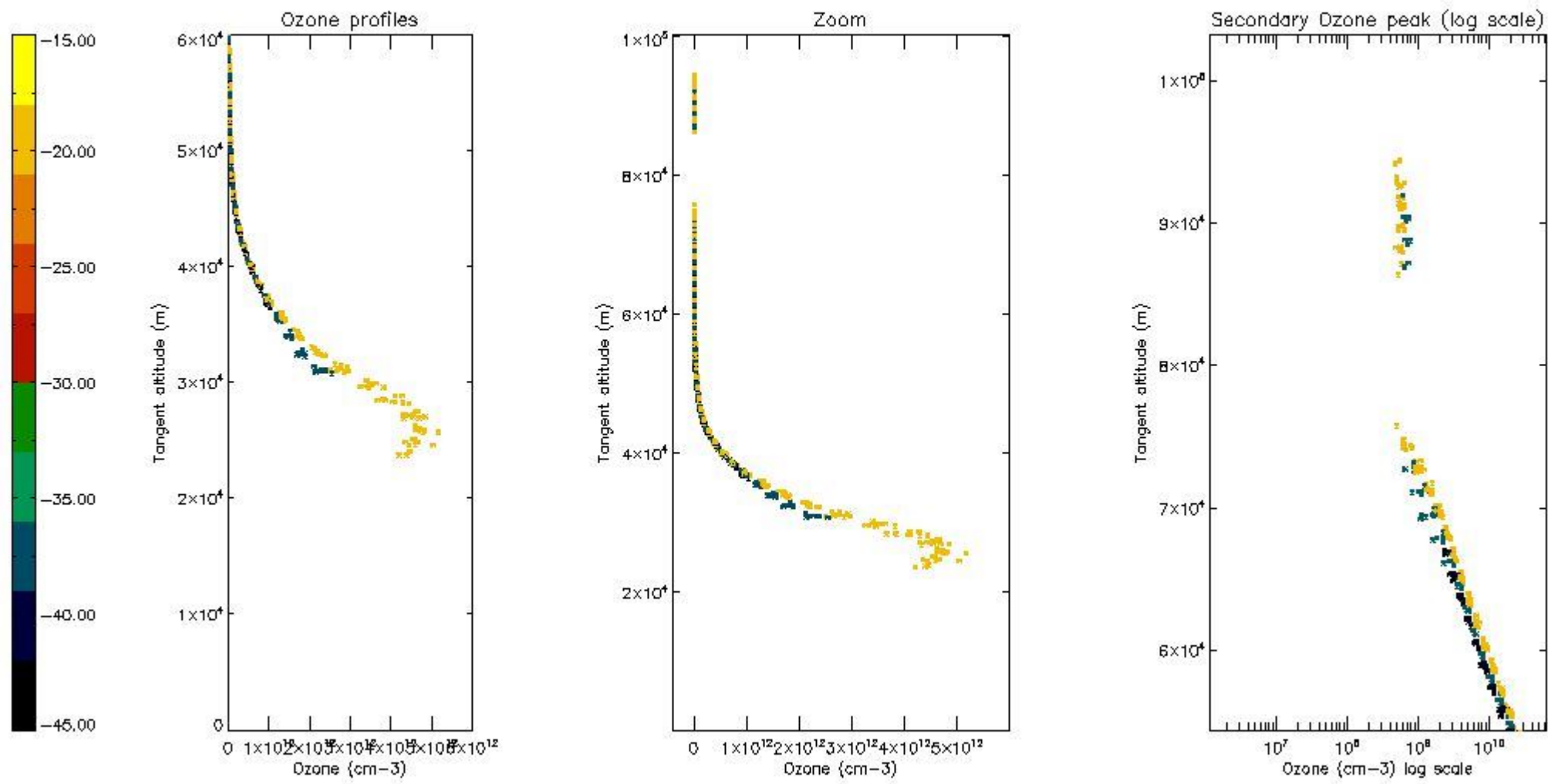
5.4 Plot ozone profiles where $STD < 10\%$ (dark without errors)

The colorbar represents the latitude.



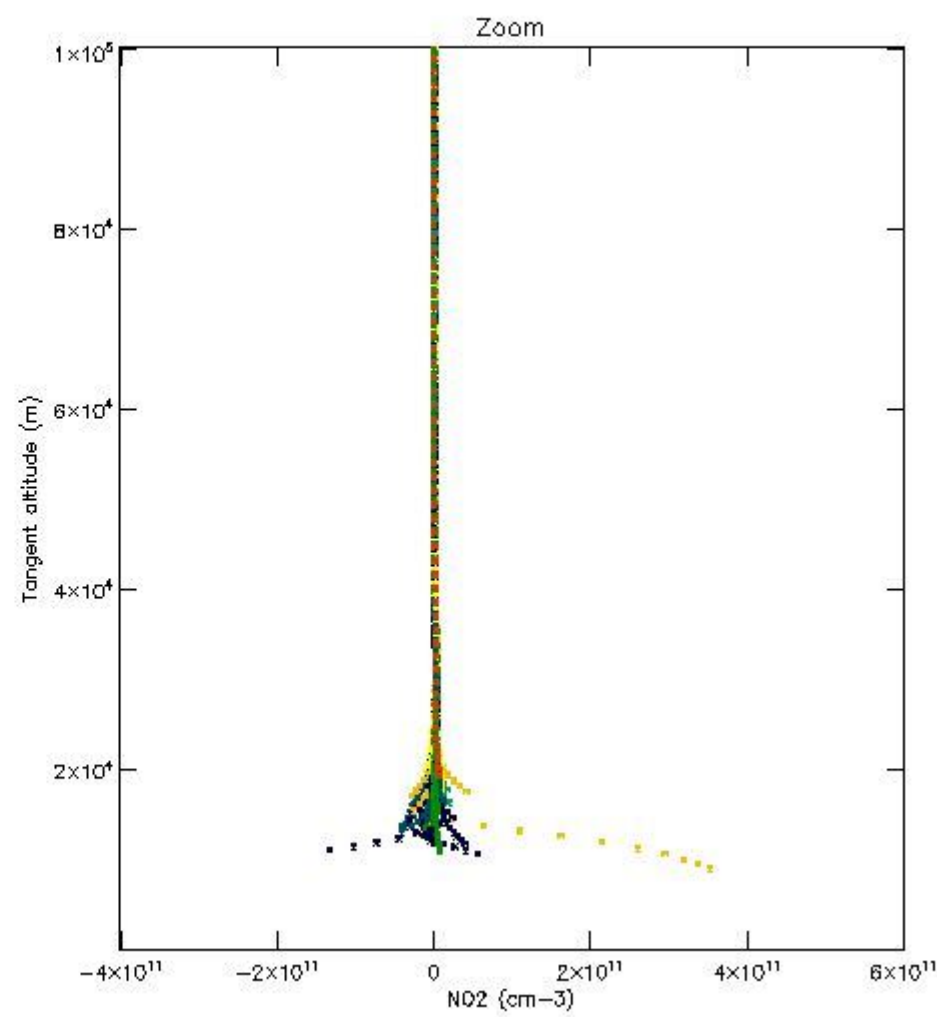
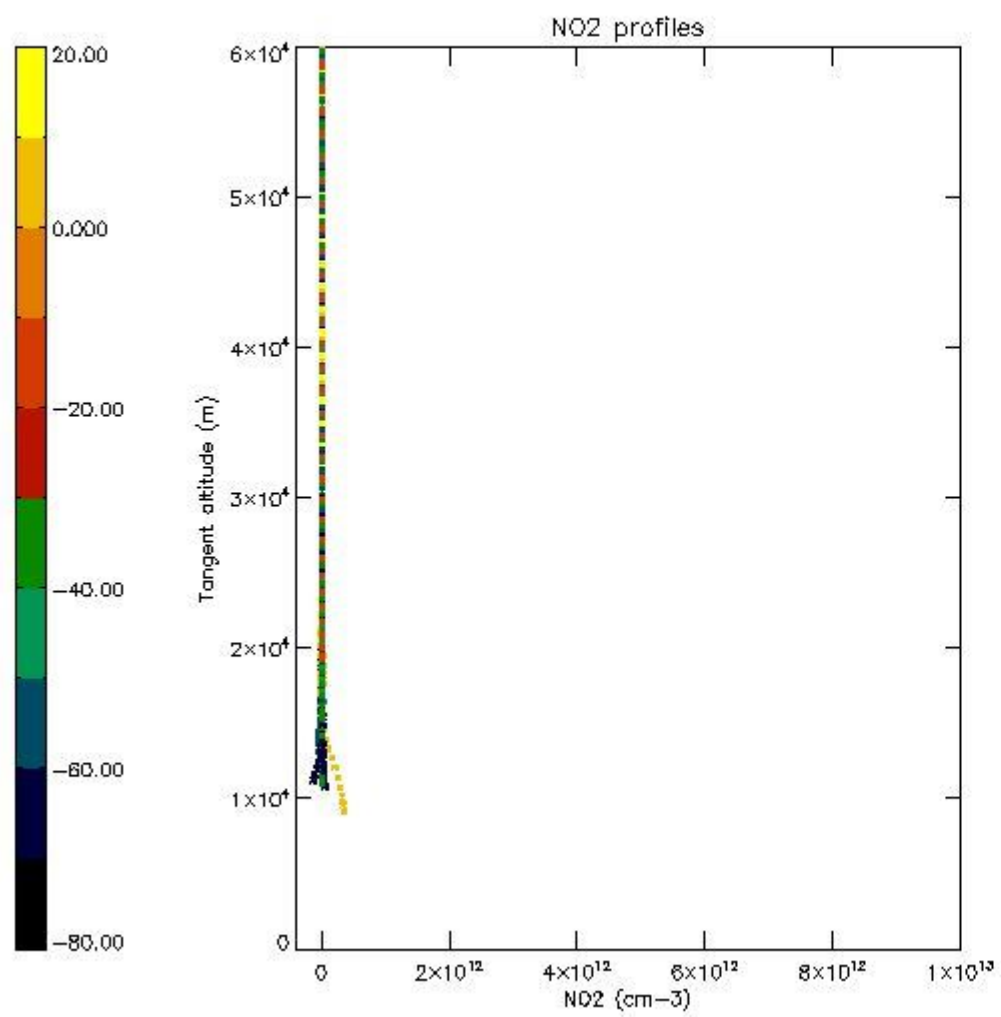
5.5 Plot ozone profiles where STD < 5% (dark without errors)

The colorbar represents the latitude.



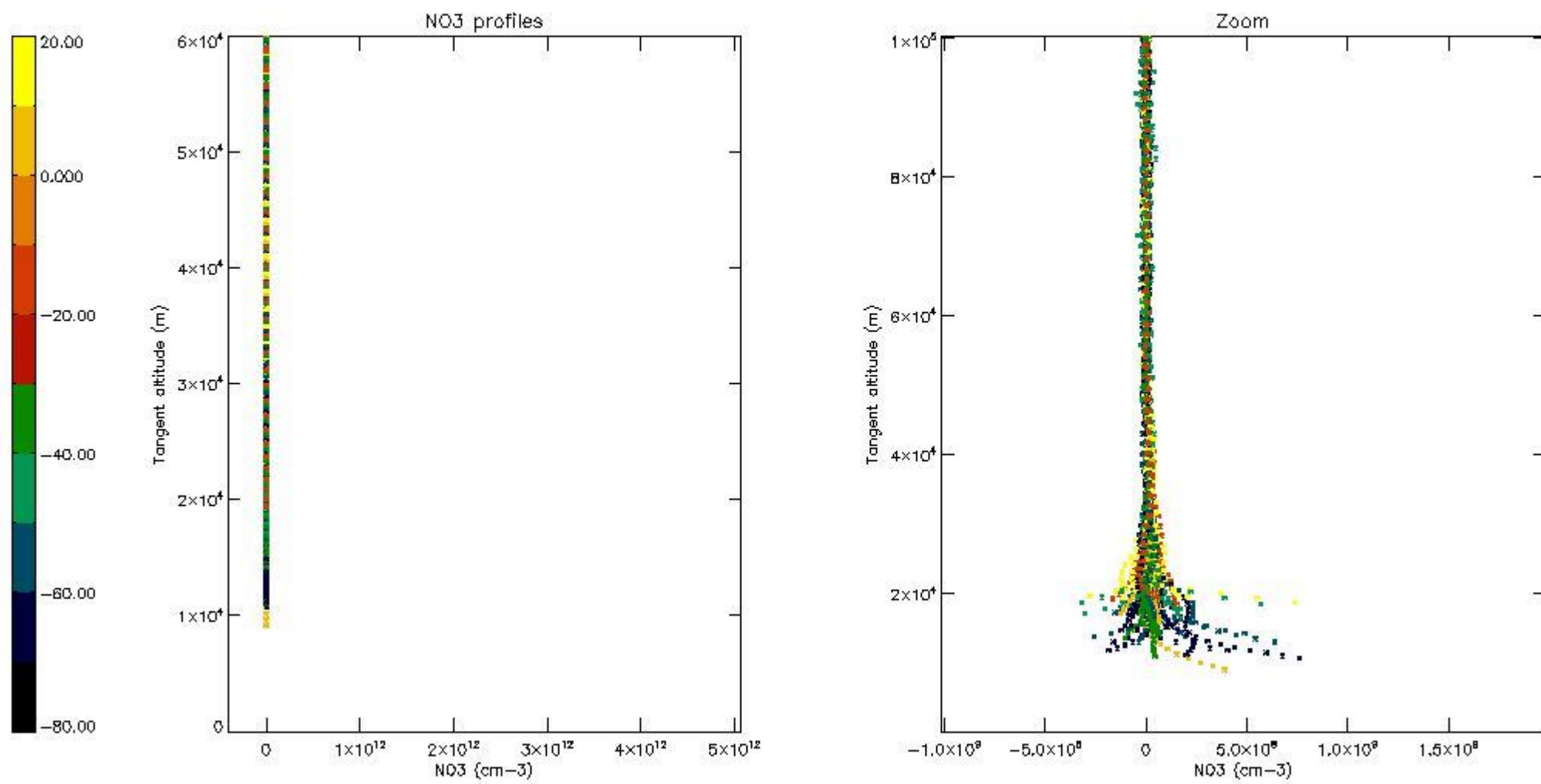
5.6 Plot NO₂ profiles for all STD (dark without errors)

The colorbar represents the latitude.



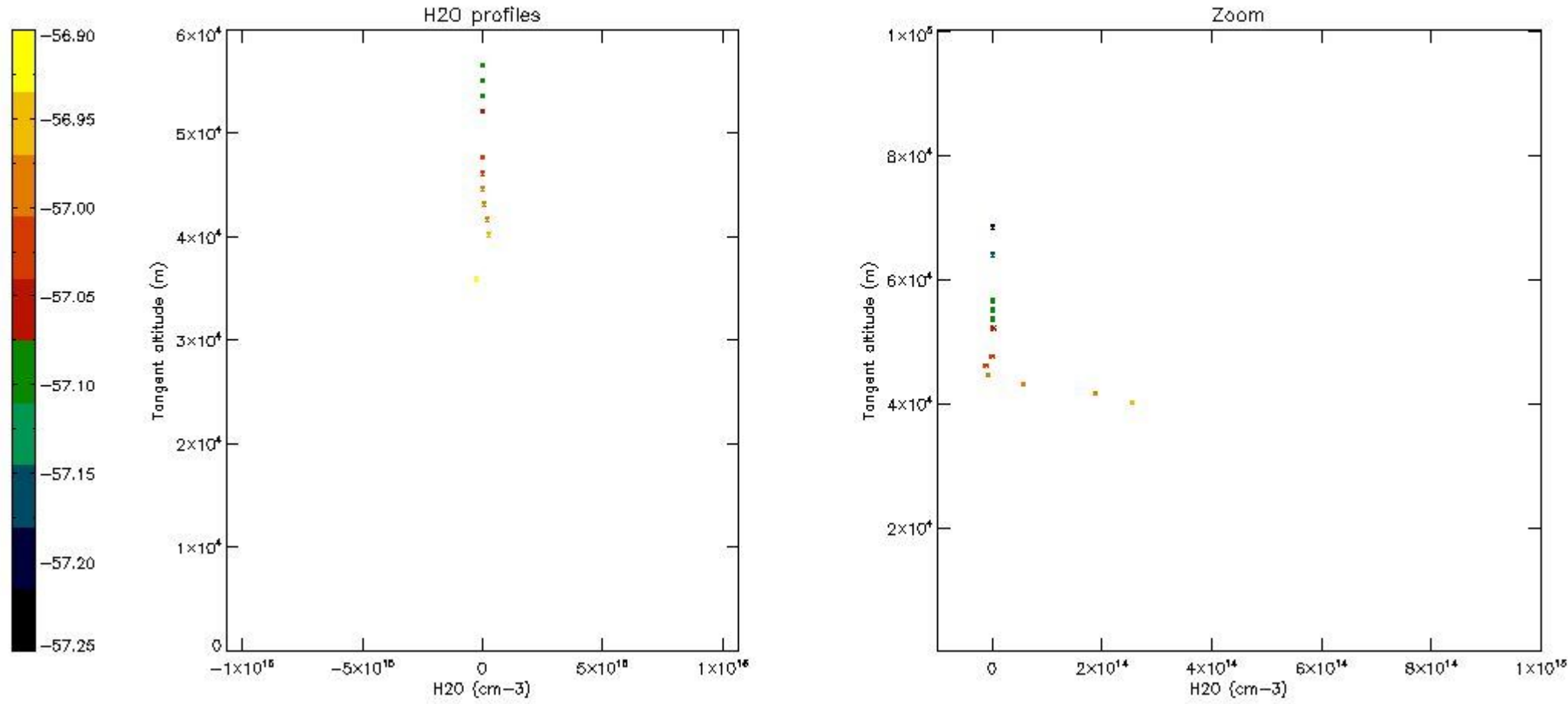
5.7 Plot NO3 profiles for all STD (dark without errors)

The colorbar represents the latitude.



5.8 Plot H2O profiles for all STD (only for occultations of stars 1,2,3,4,13,14,16,26,63 dark without errors)

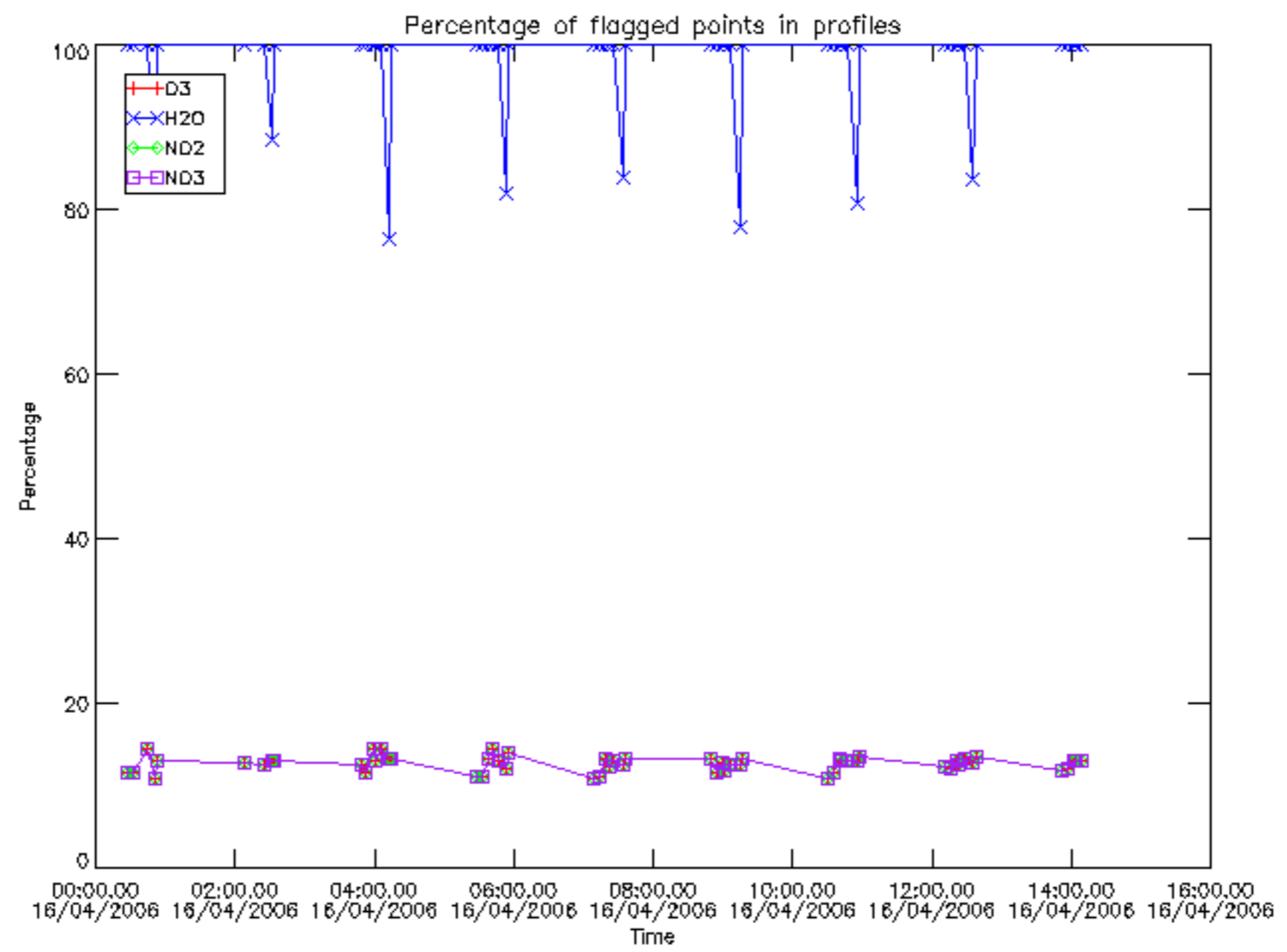
The colorbar represents the latitude.



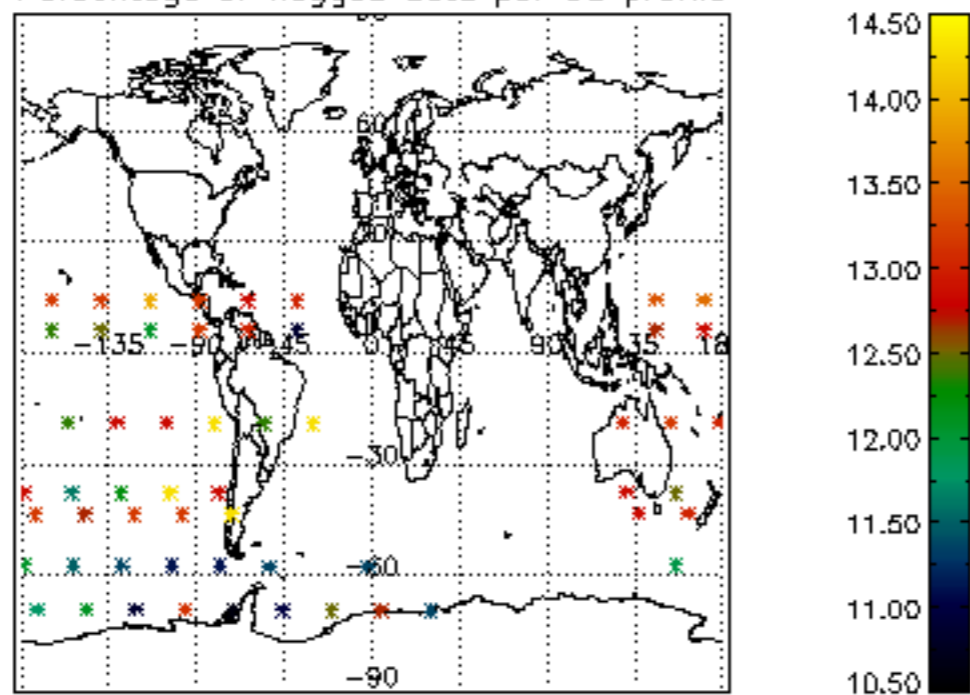
6. Auxiliary Data Files used for the production reported in section 2

The number reported in the third column indicates since which file (see list in section 2) the corresponding auxiliary file has been used. The fourth column is the date of those product files.

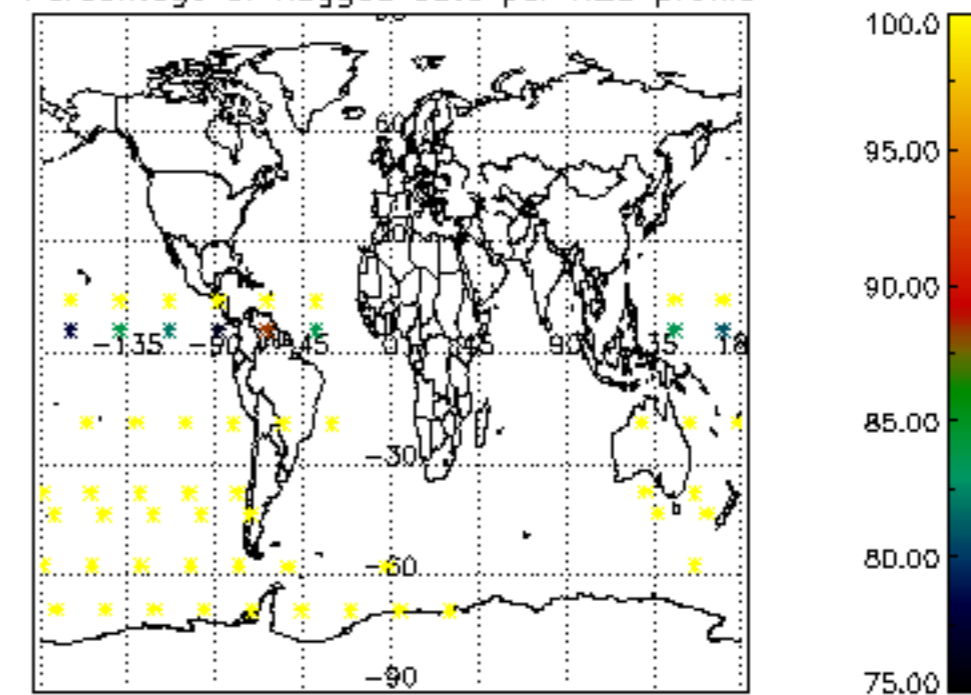
Type	Auxiliary Filename	Used since product	Used since product date
INST_PHYS_CHARACTERISTICS	GOM_INS_AXVIEC20091111_143220_20030716_120000_20500101_000000	1	16-APR-2006 00:00:08
LEVEL-2_PROC_CONFIG	GOM_PR2_AXVIEC20091111_152718_20020301_000000_20500101_000000	1	16-APR-2006 00:00:08
CROSS_SECTIONS_FILE	GOM_CRS_AXVIEC20091111_154832_20020301_000000_20500101_000000	1	16-APR-2006 00:00:08



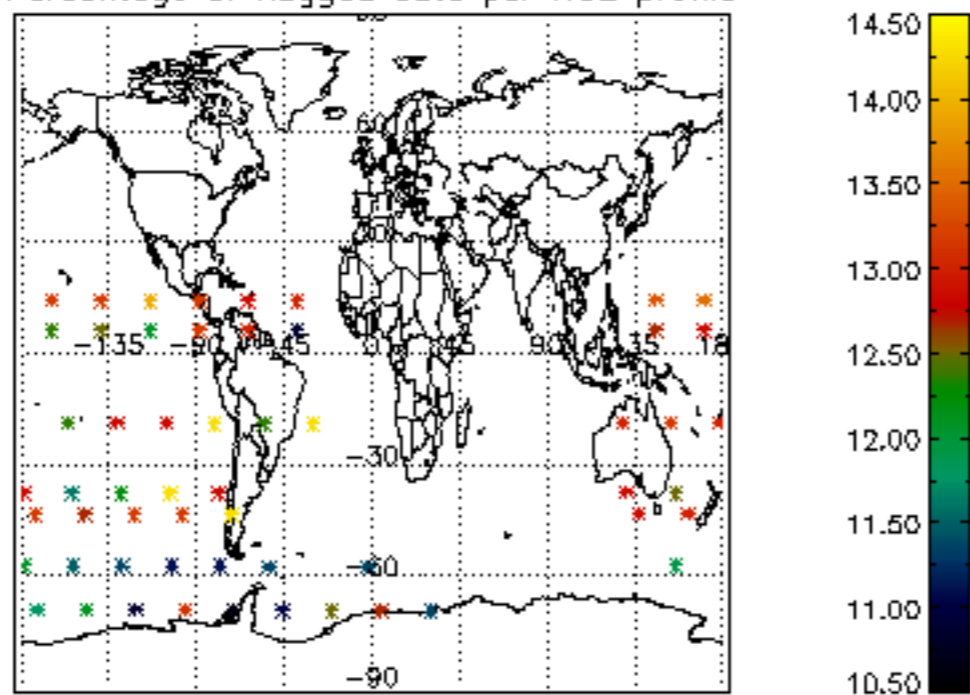
Percentage of flagged data per D3 profile



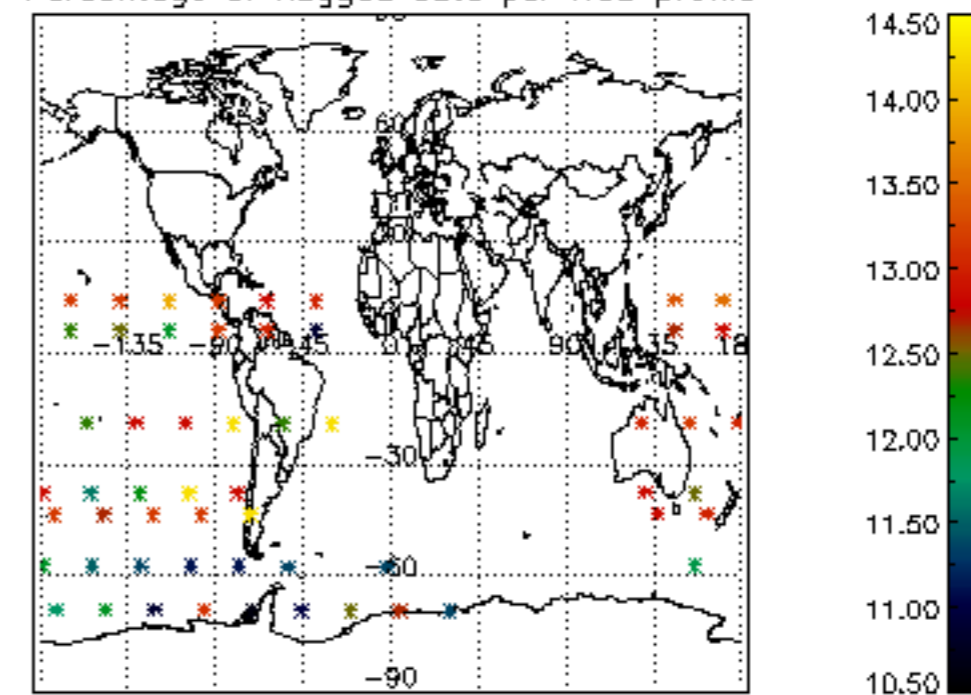
Percentage of flagged data per H2O profile

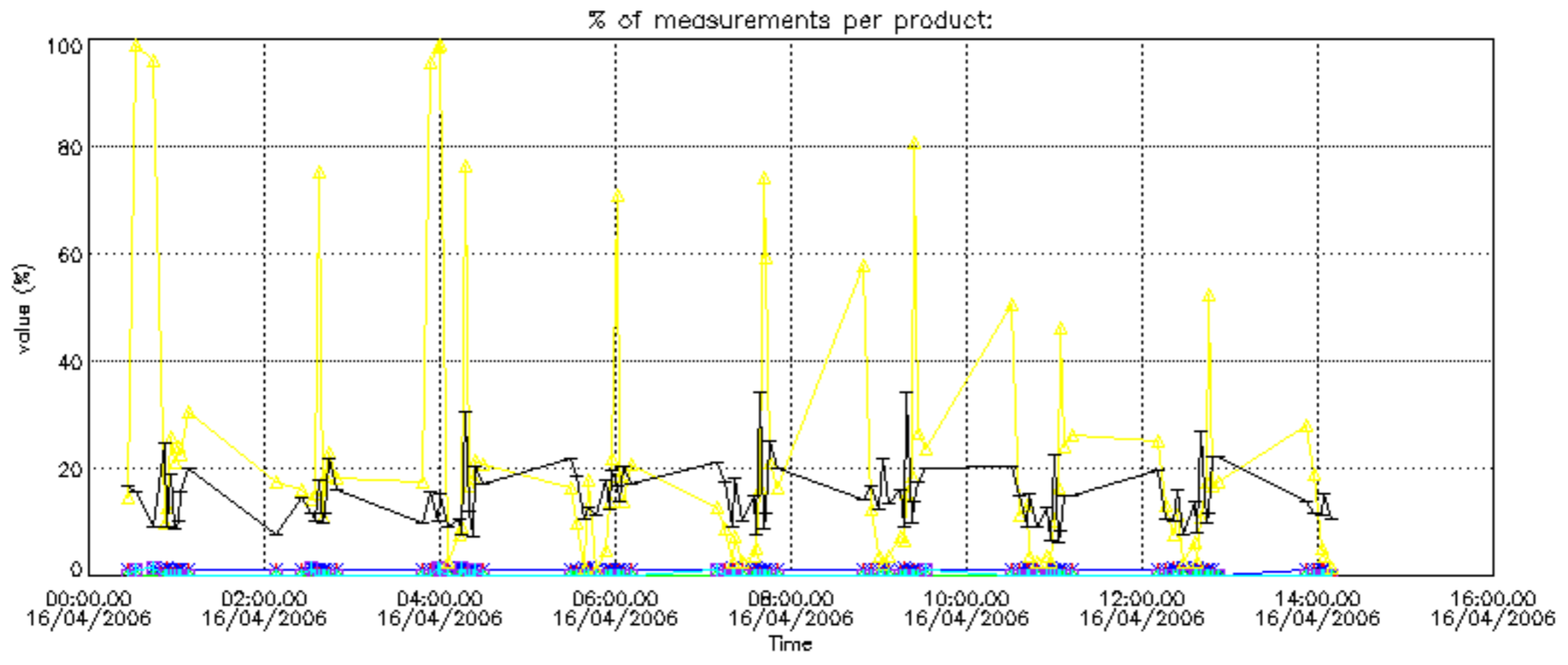


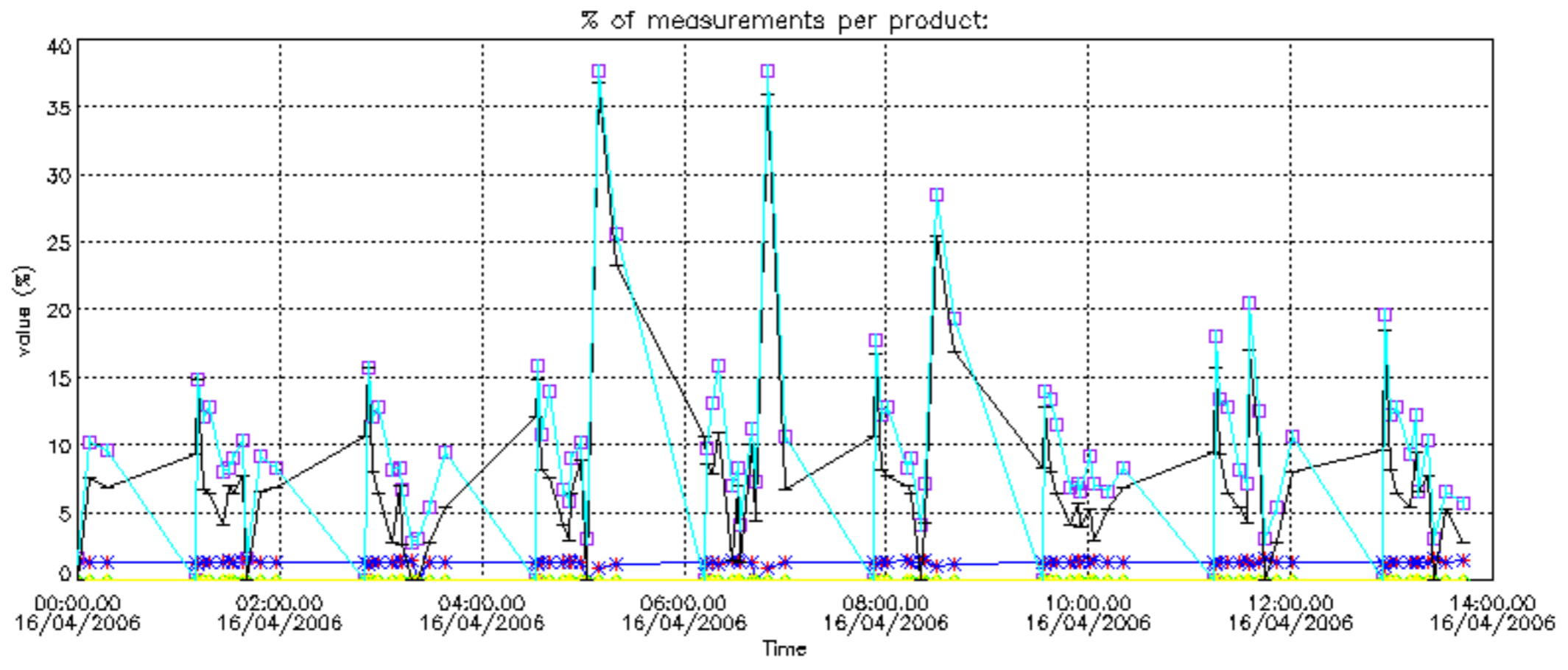
Percentage of flagged data per NO2 profile



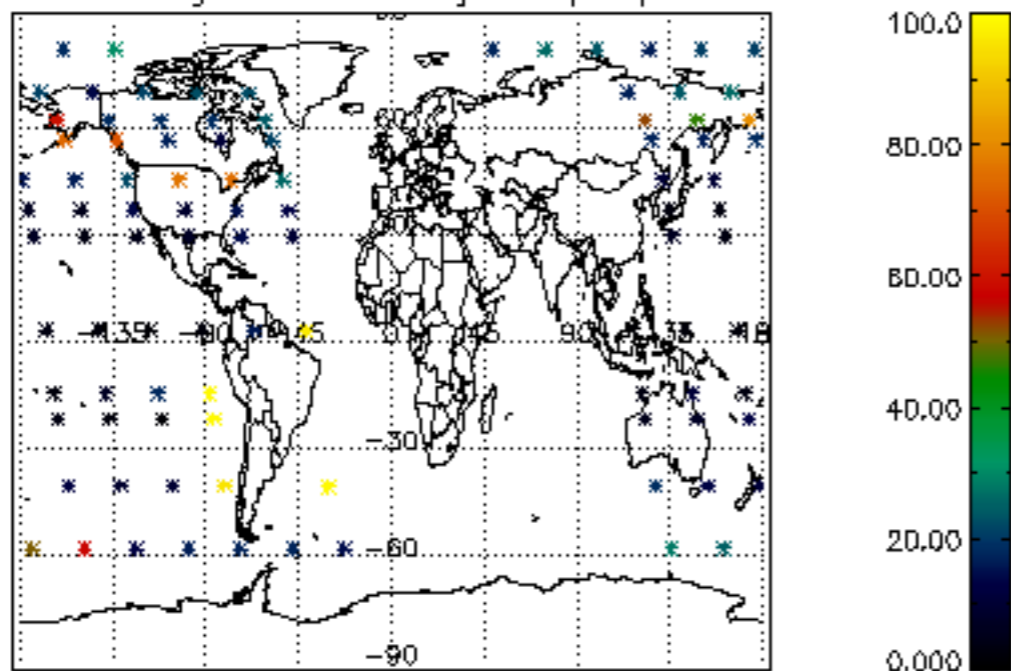
Percentage of flagged data per NO3 profile



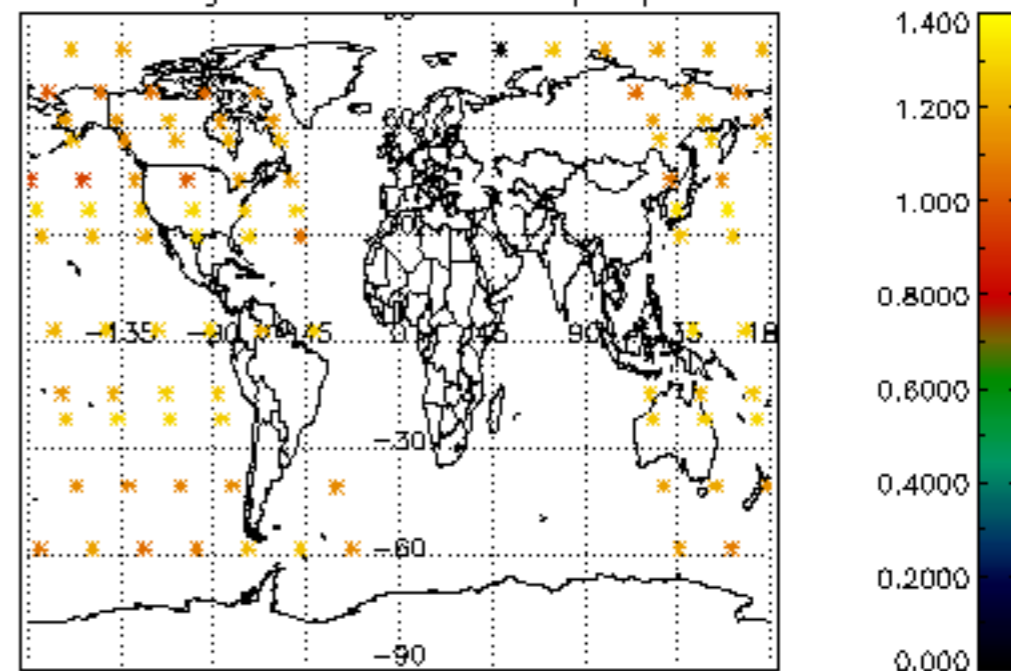




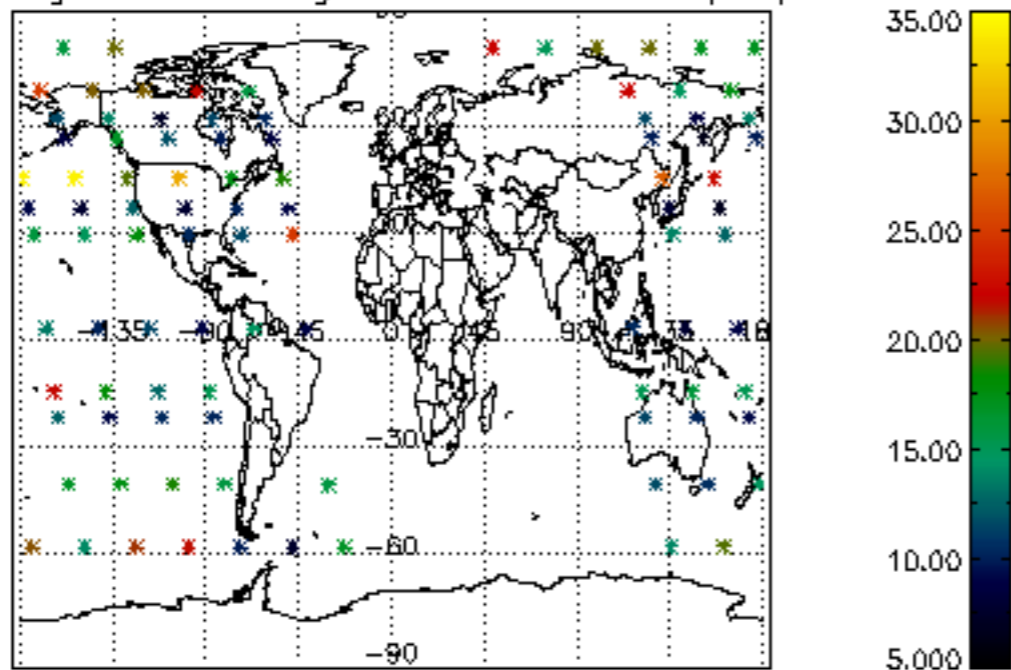
Percentage of cosmic ray hits per profile



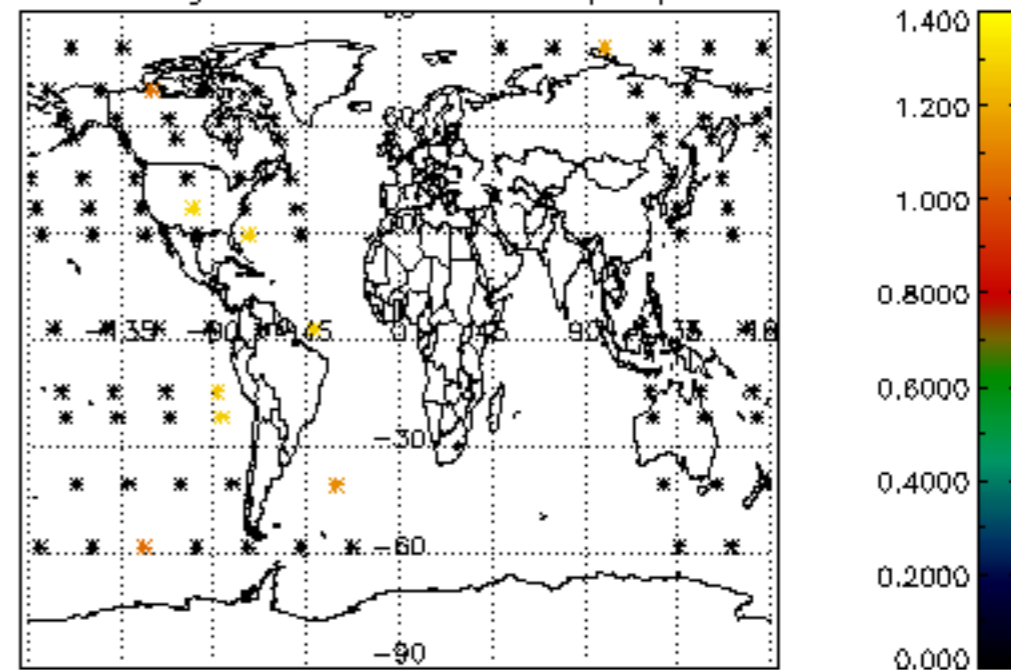
Percentage of datation errors per profile



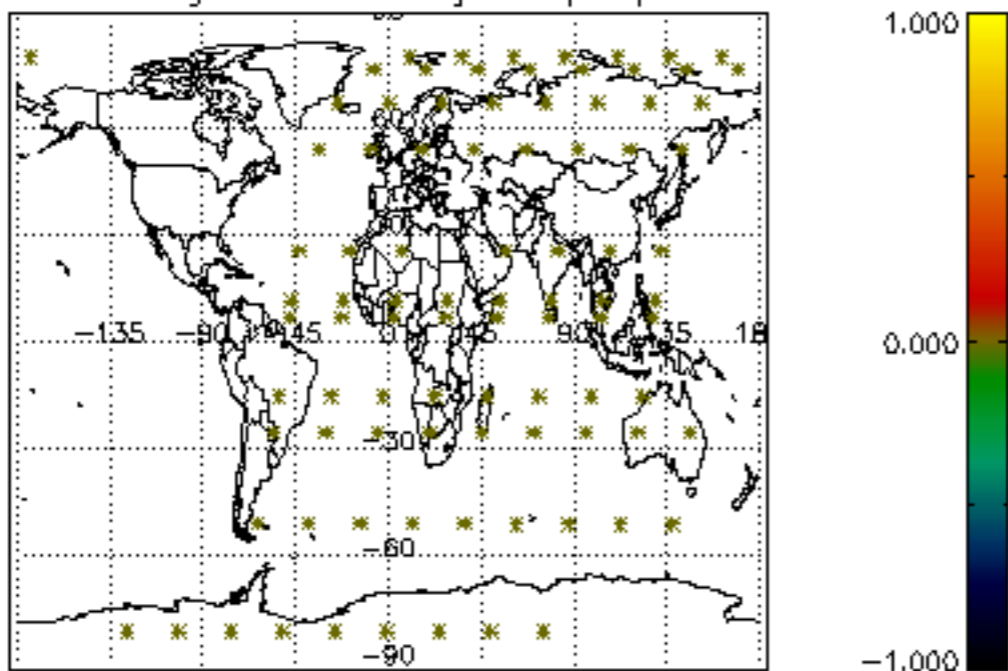
Percentage of star falling outside central band per profile



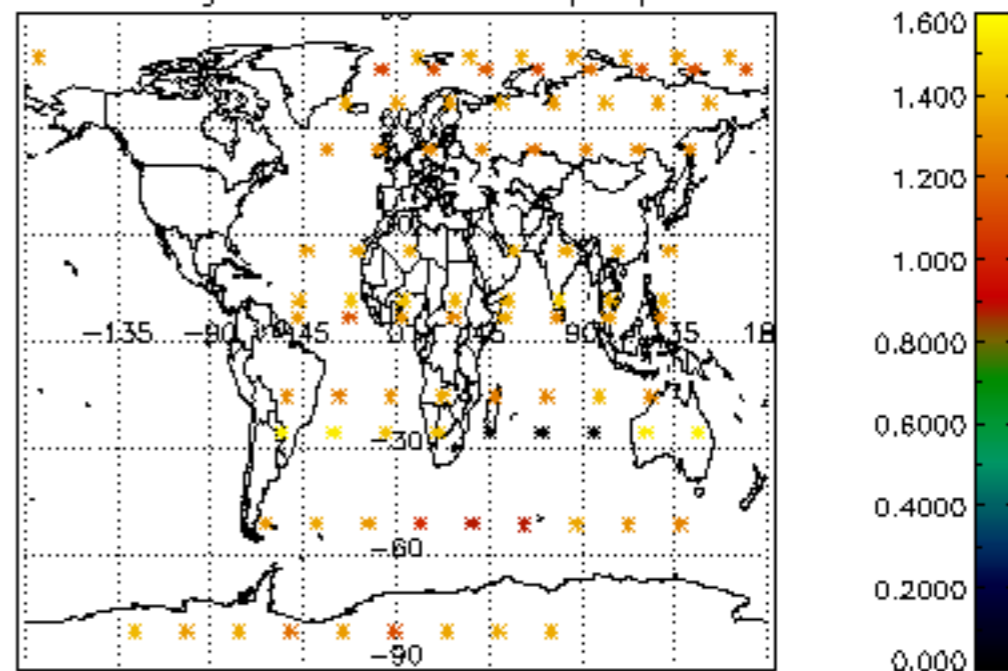
Percentage of saturation errors per profile



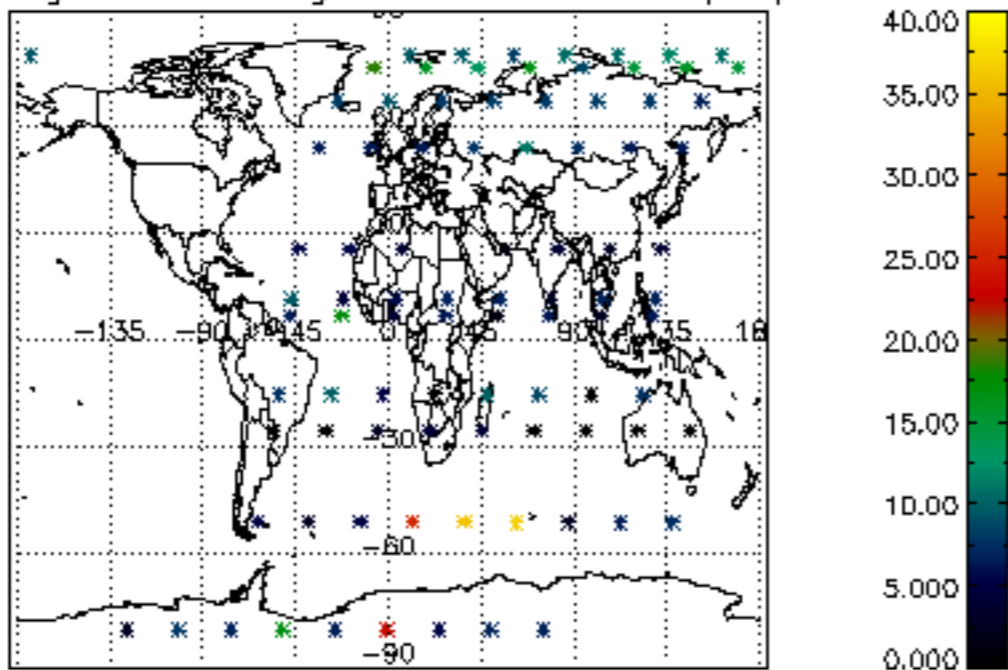
Percentage of cosmic ray hits per profile



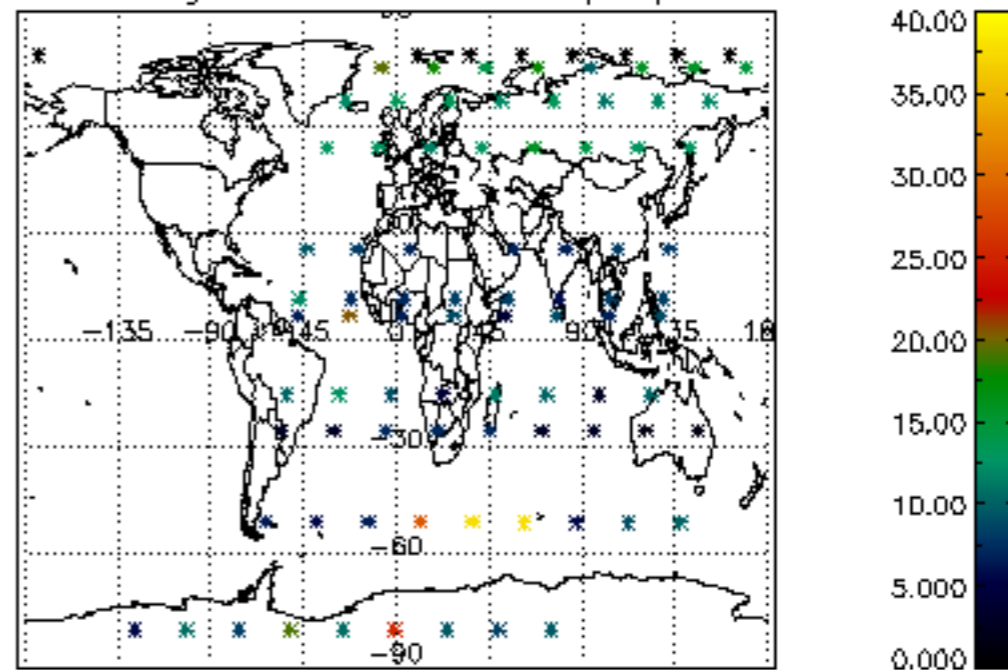
Percentage of datation errors per profile

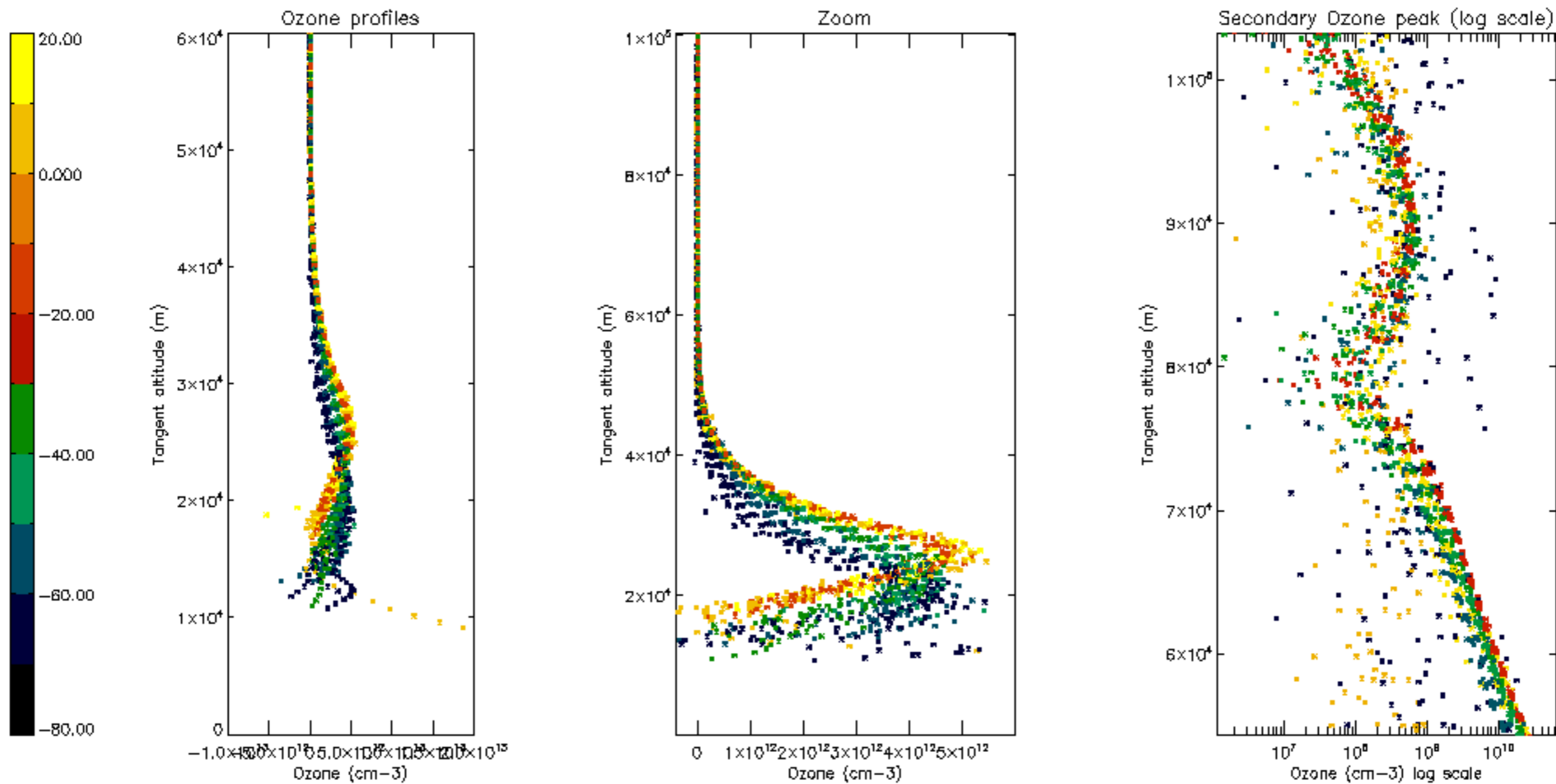


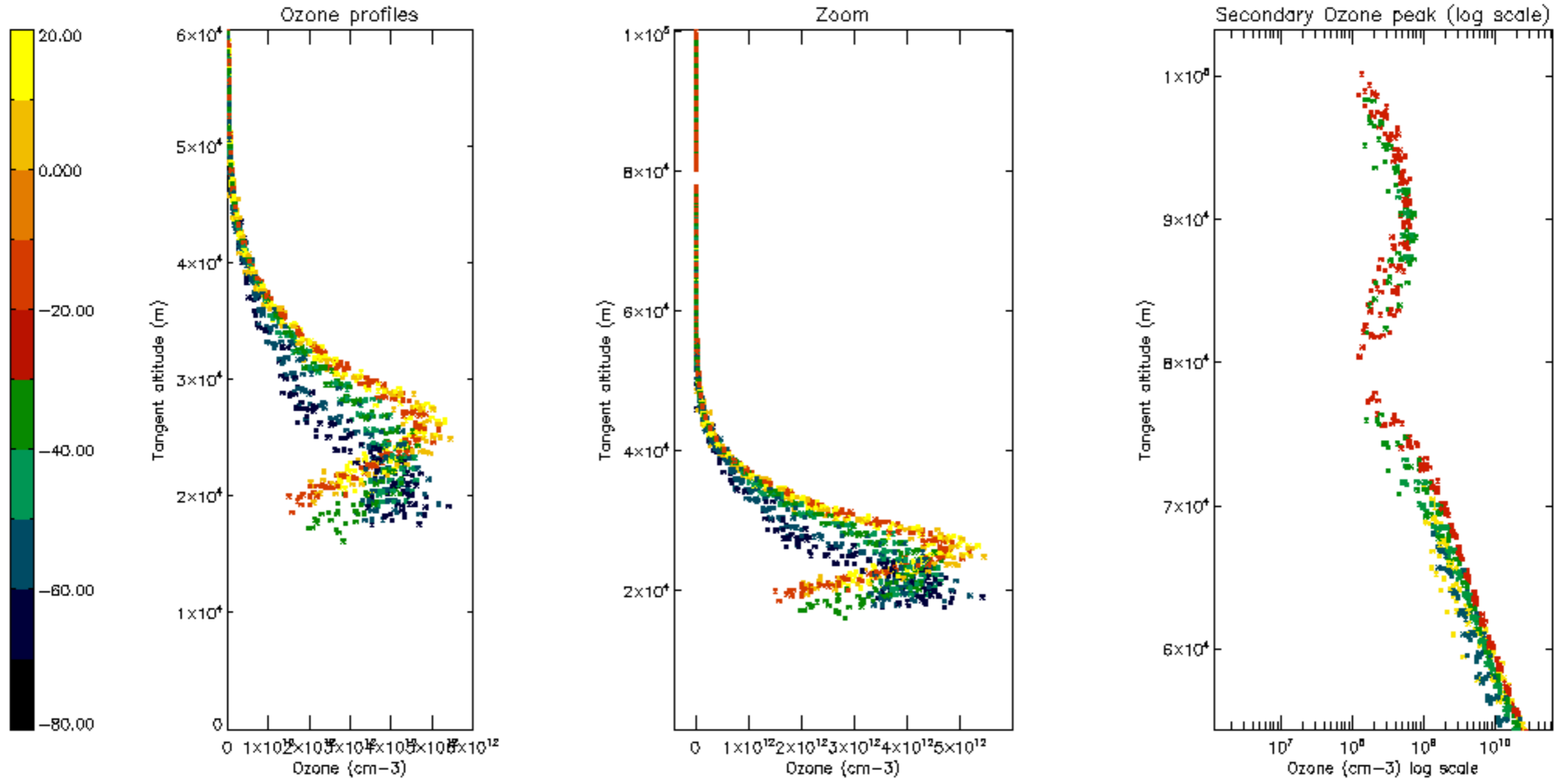
Percentage of star falling outside central band per profile

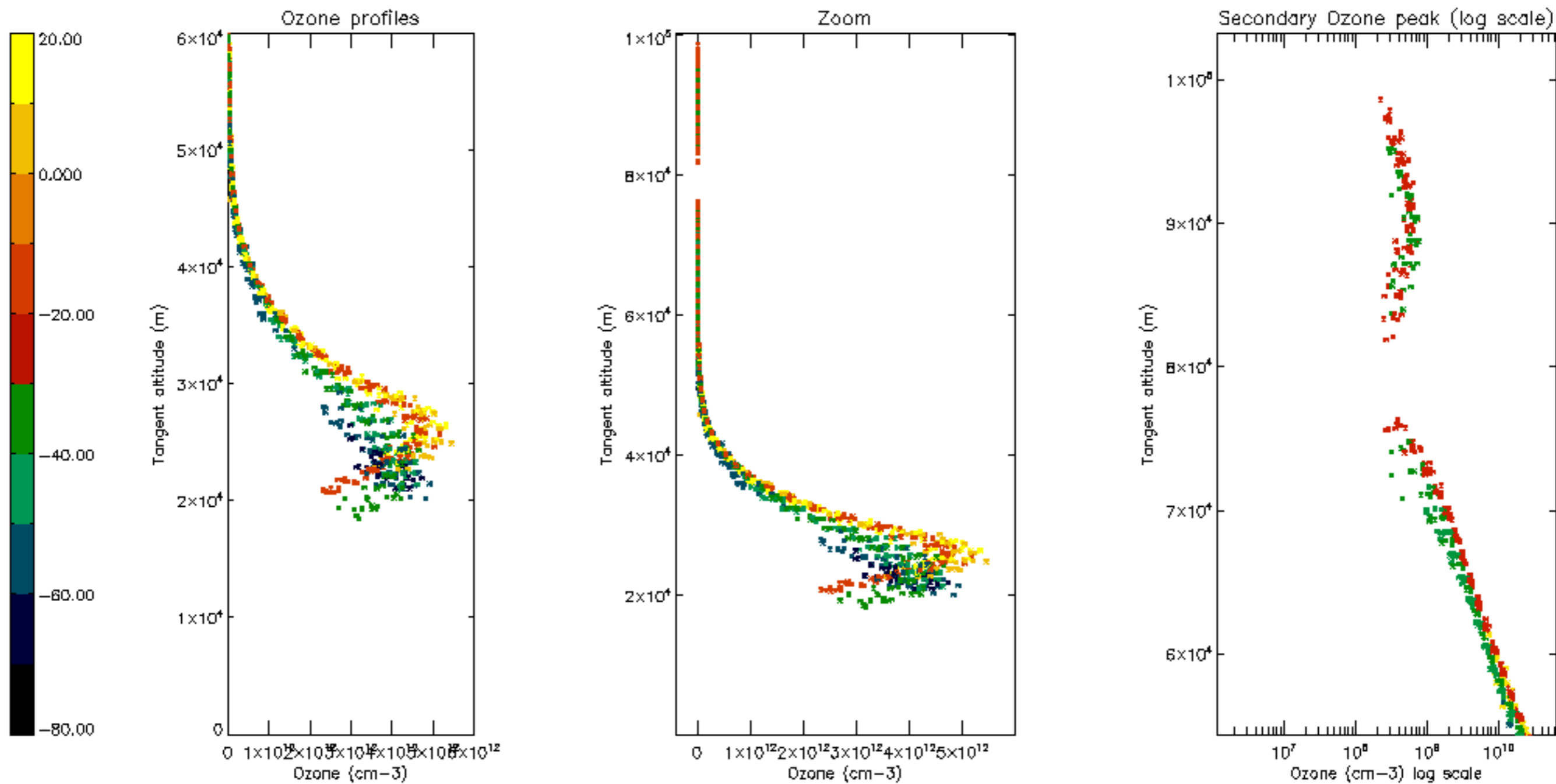


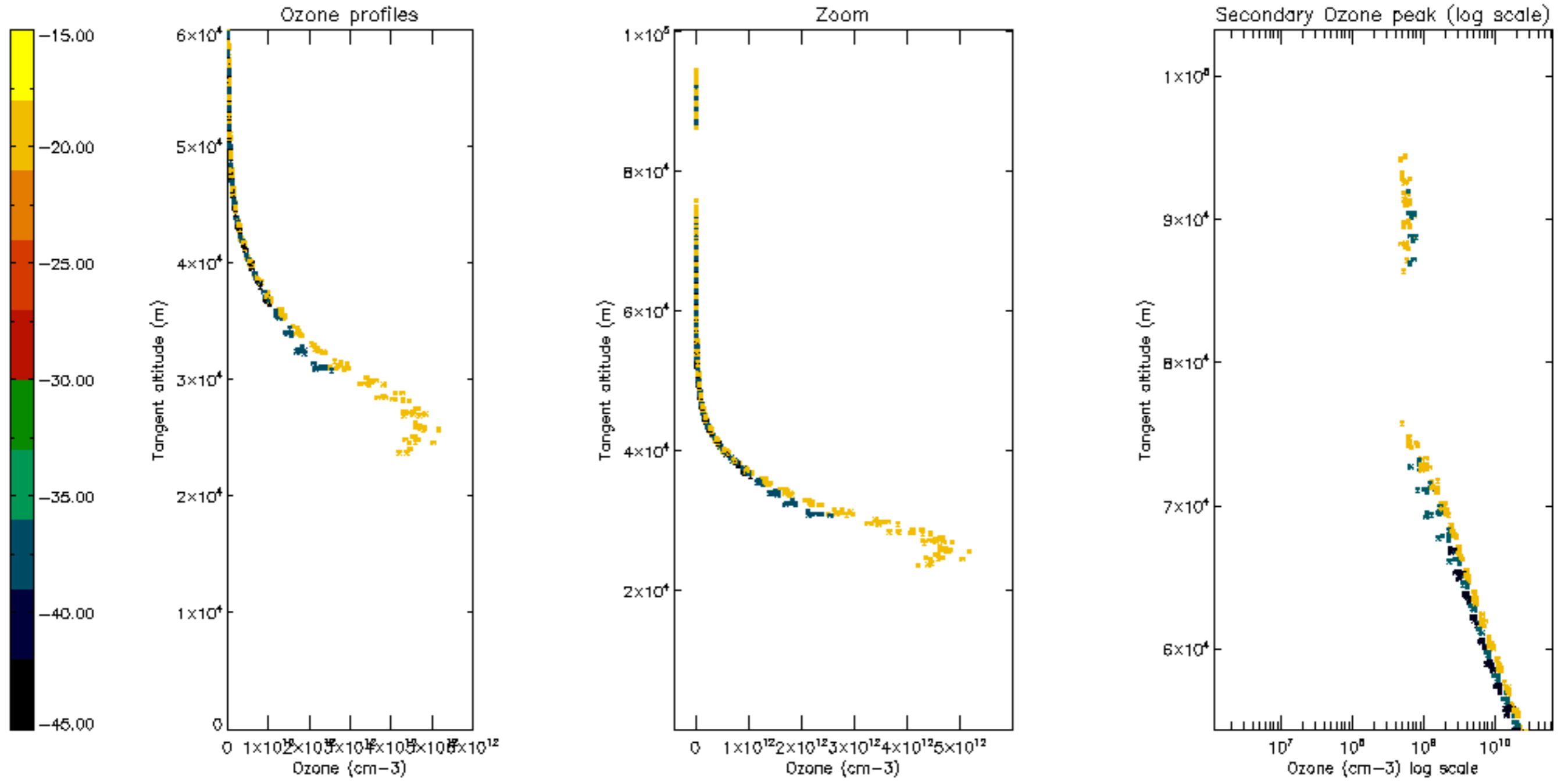
Percentage of saturation errors per profile

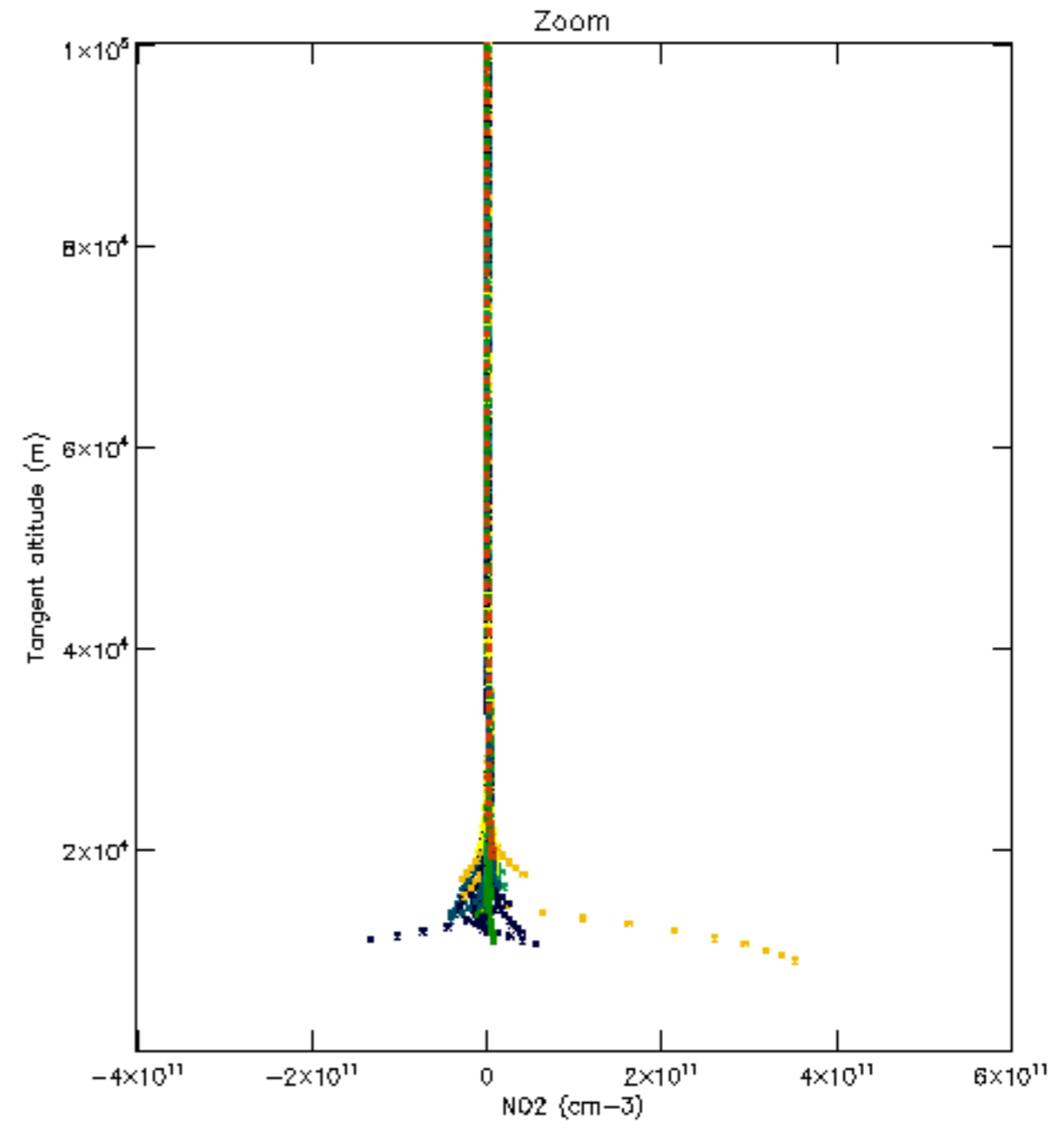
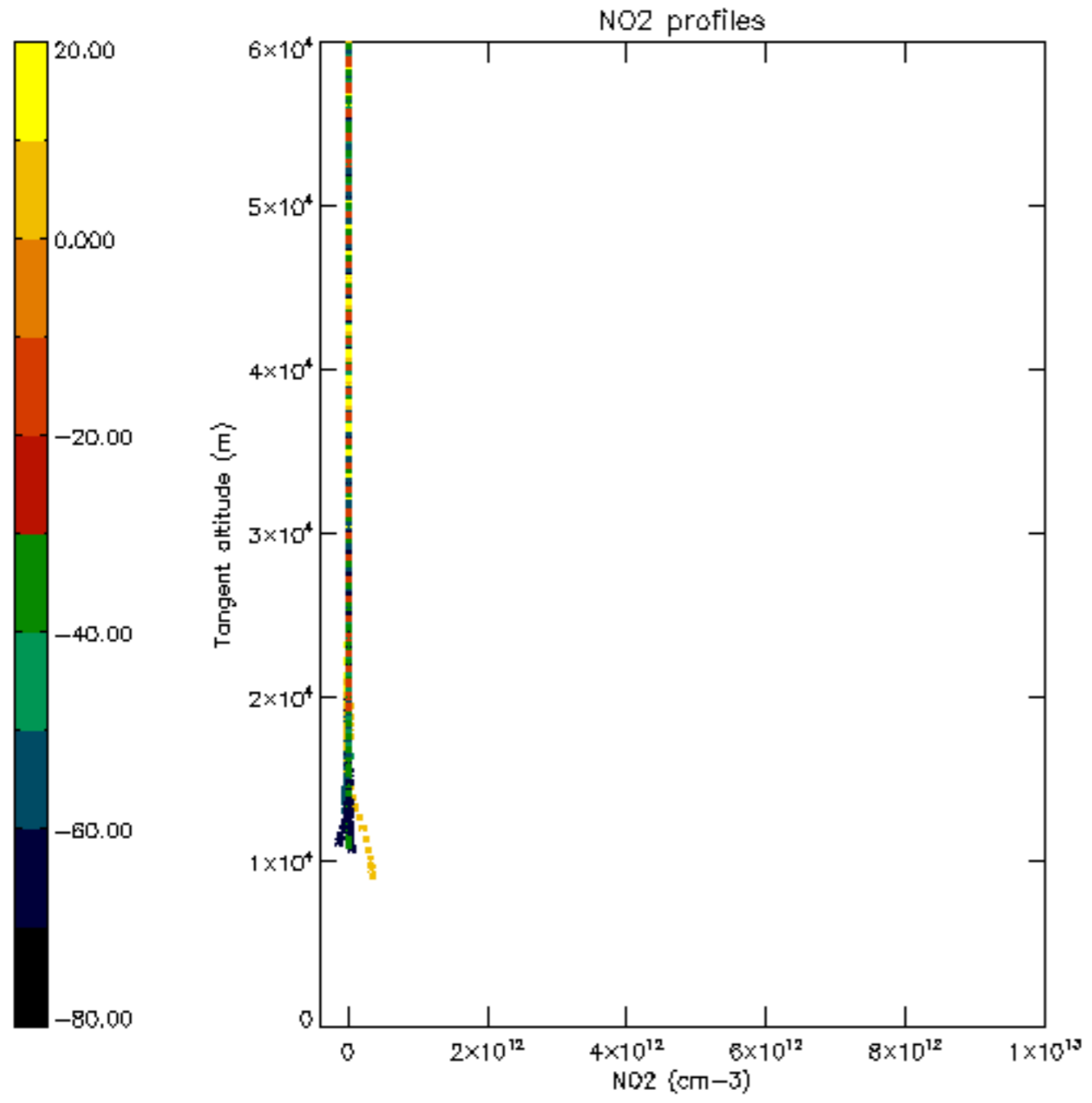


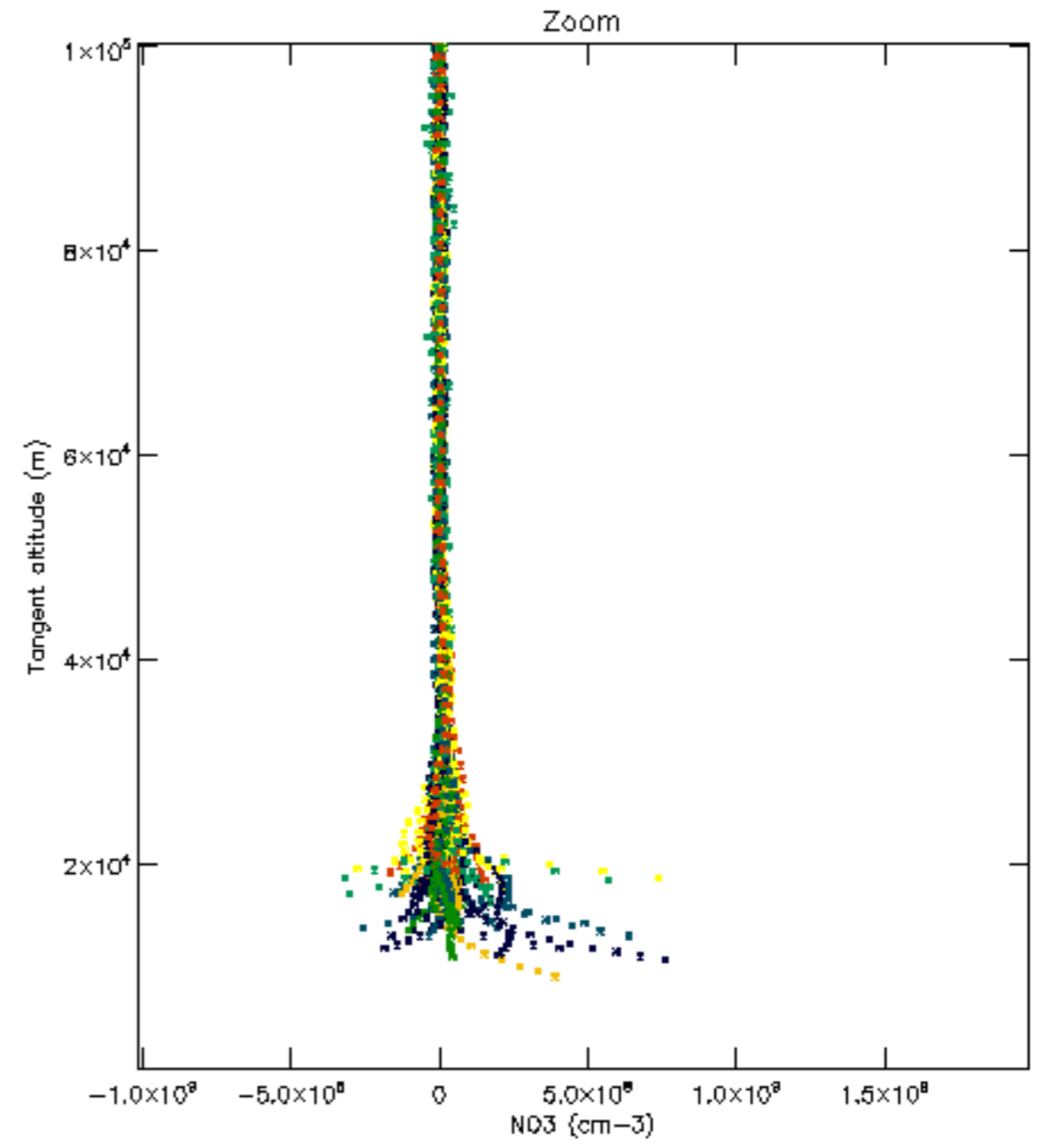
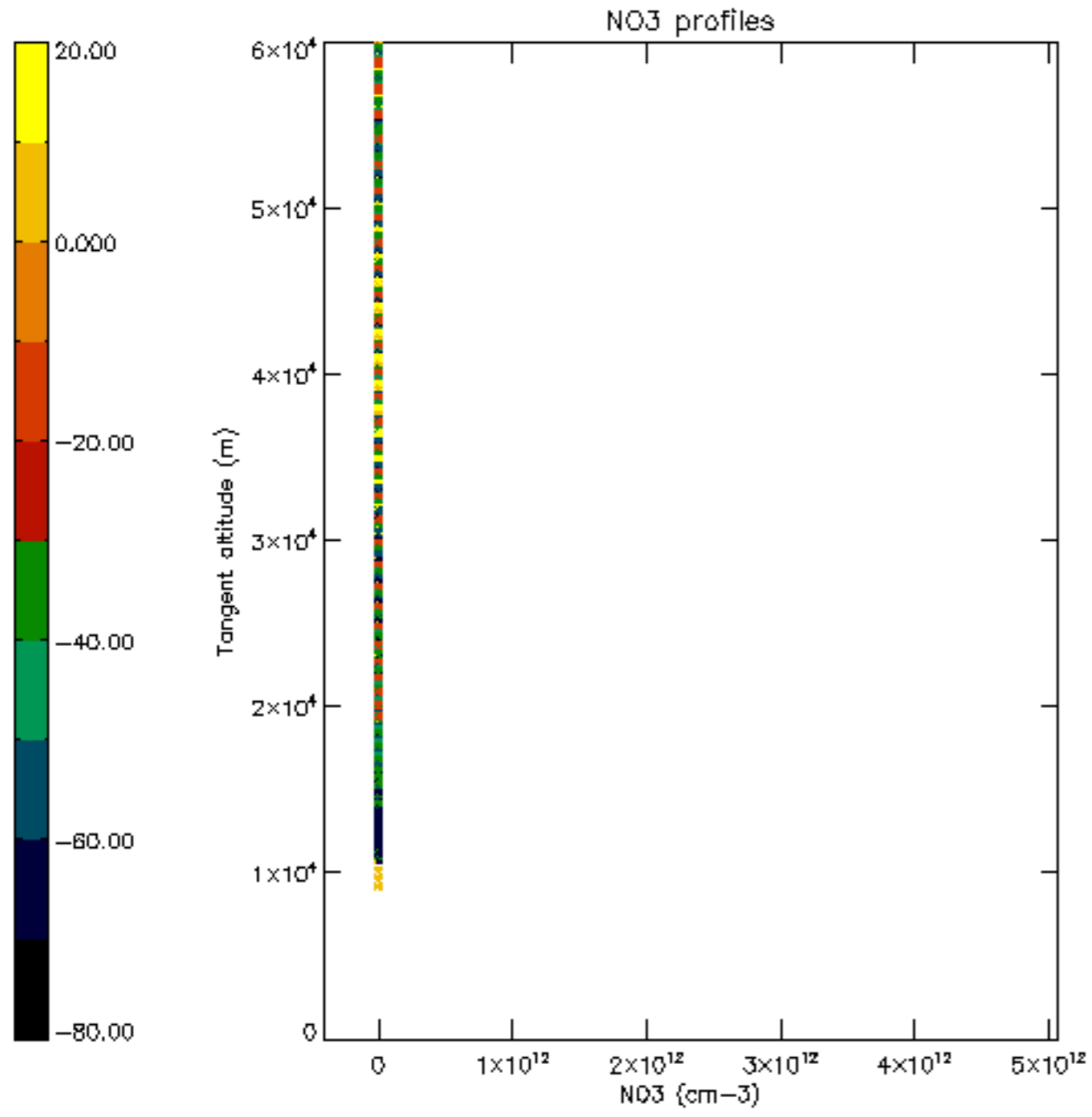


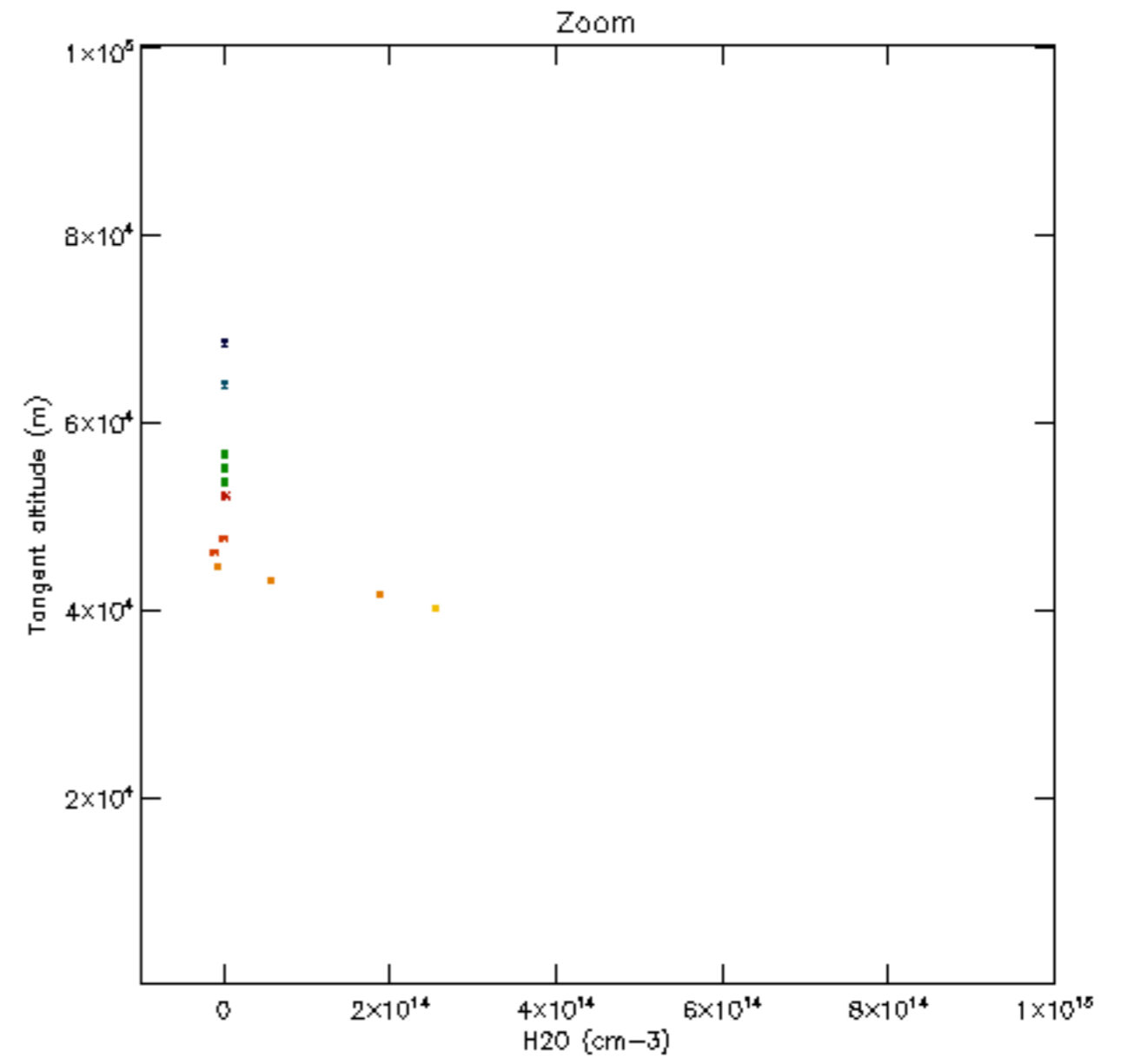
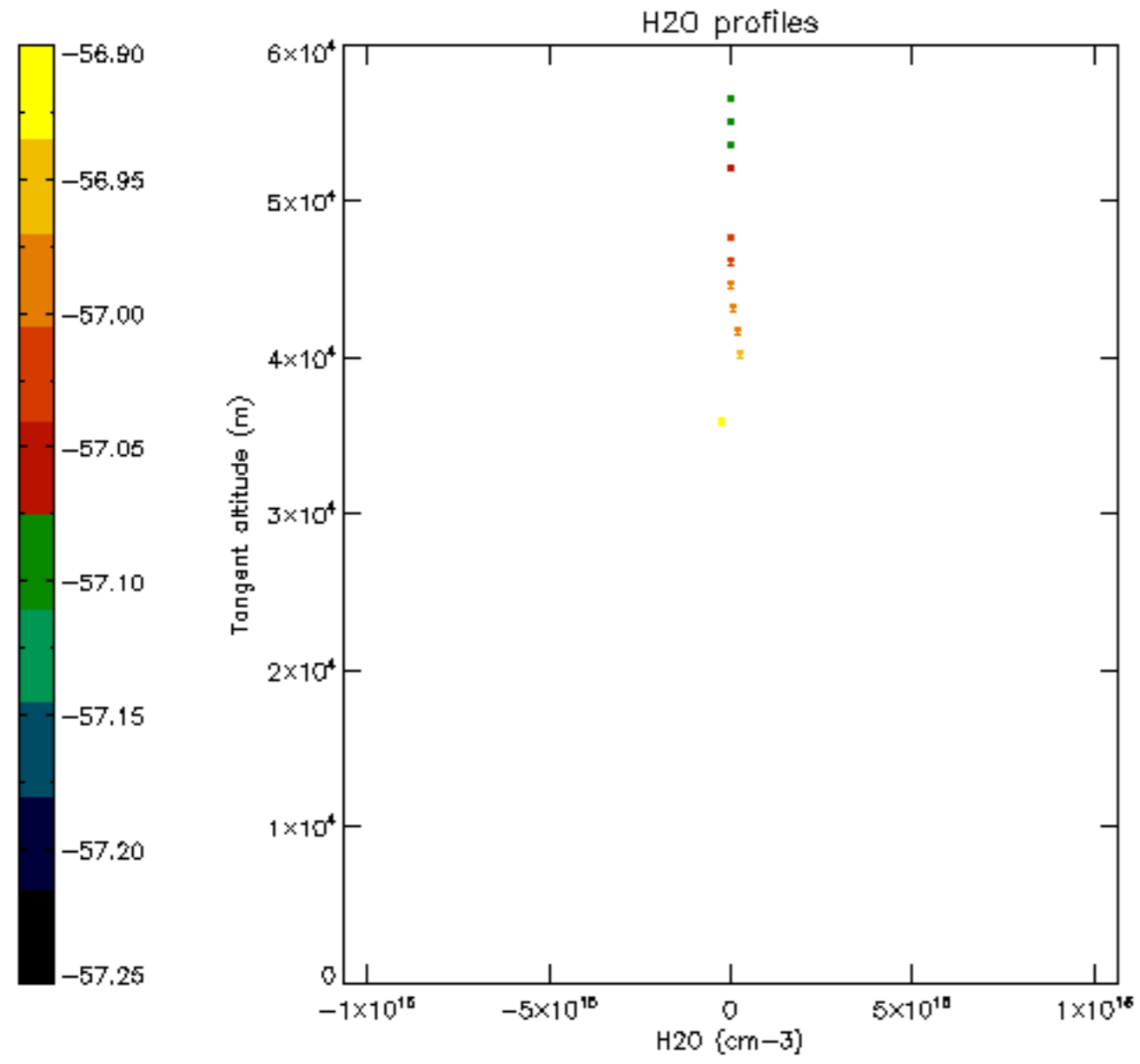


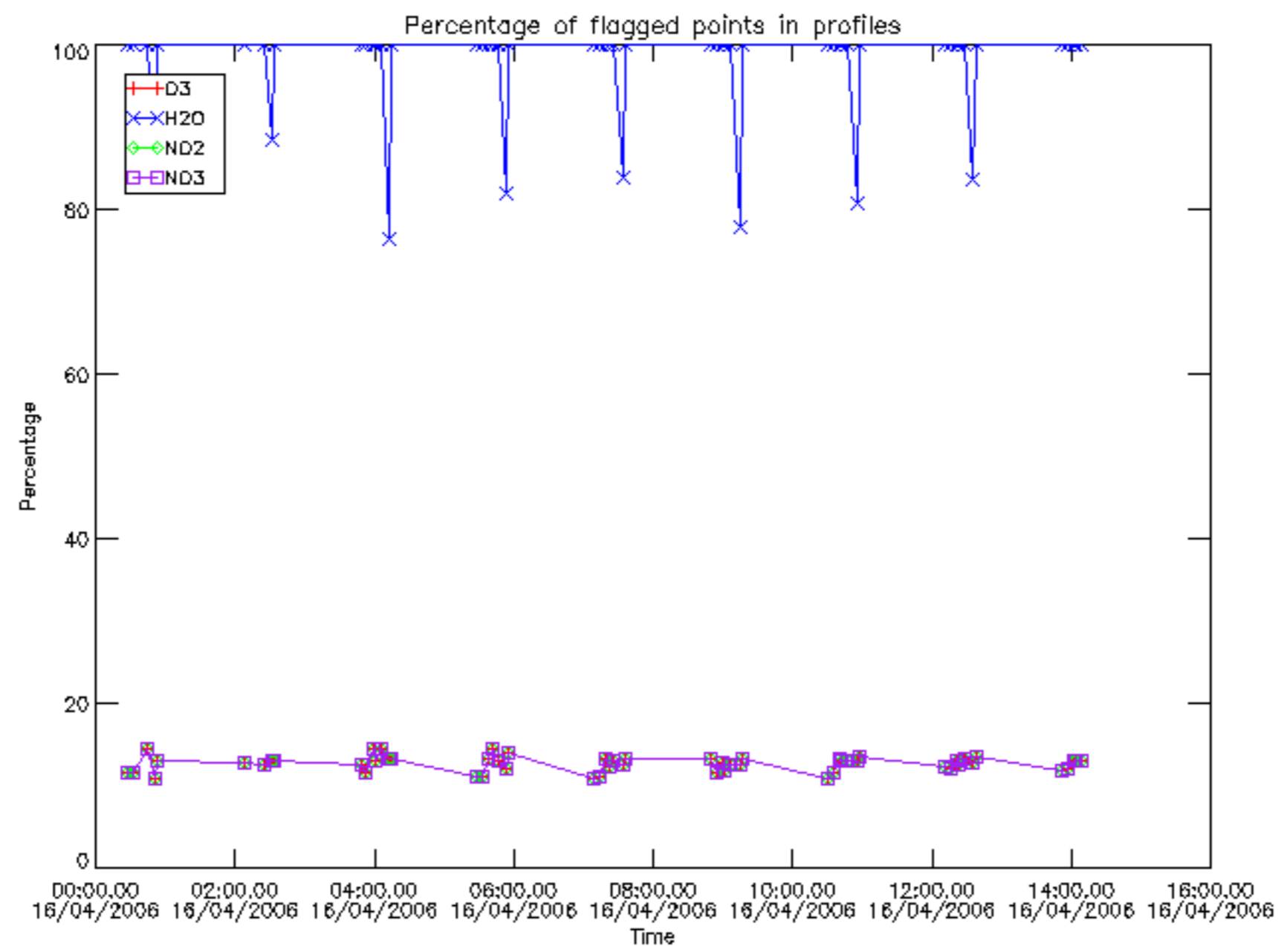




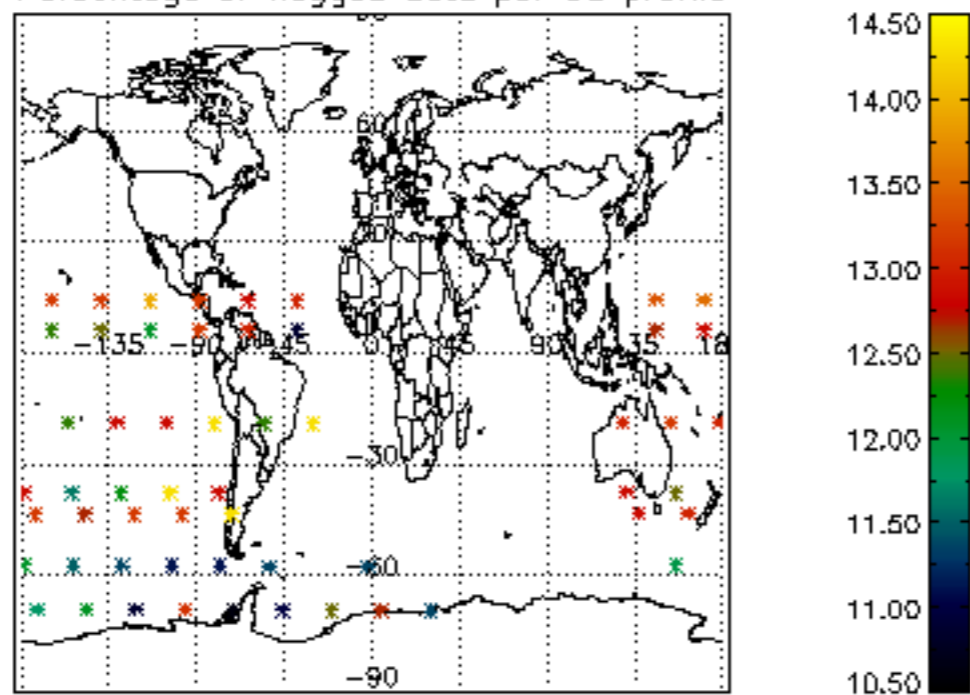




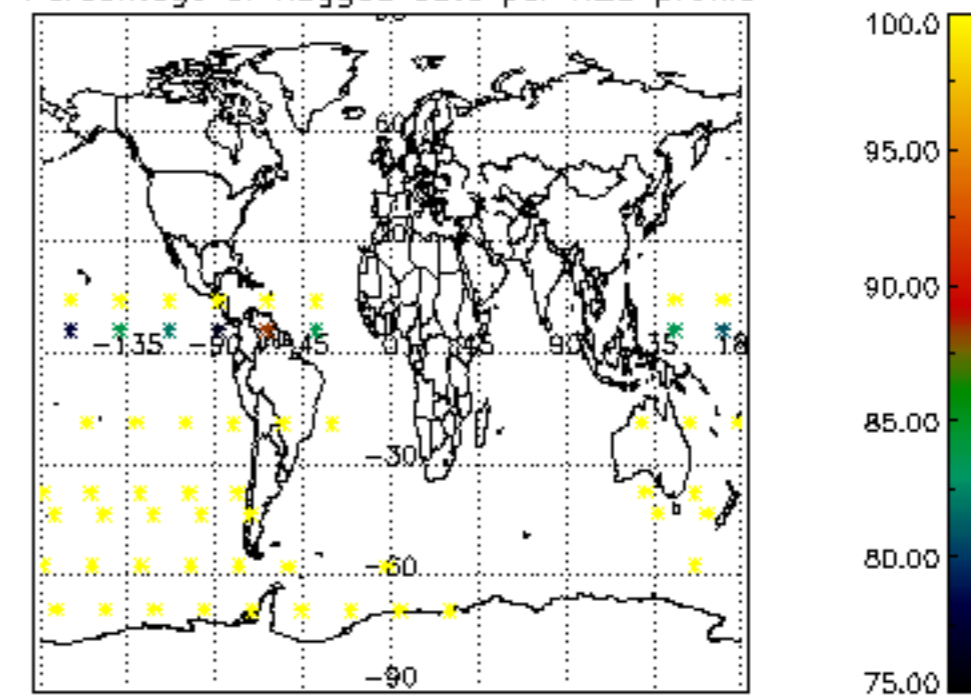




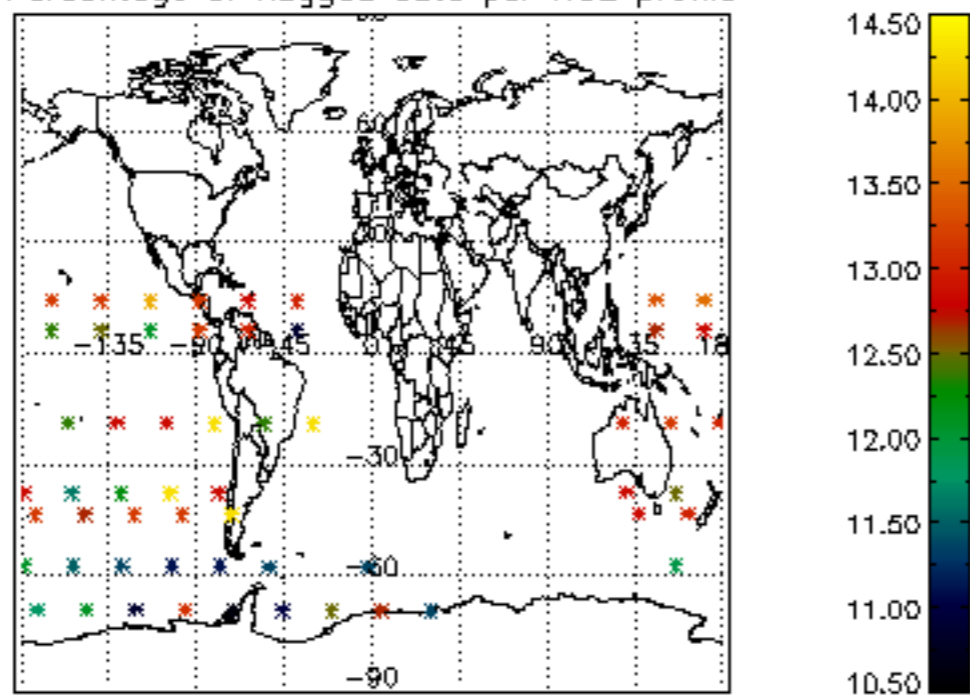
Percentage of flagged data per D3 profile



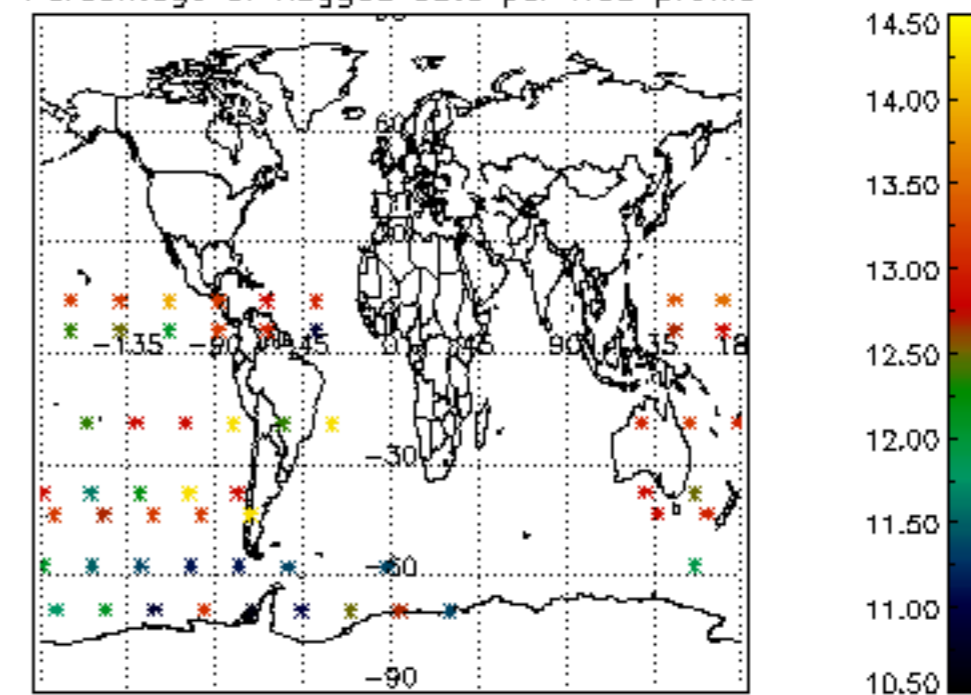
Percentage of flagged data per H2O profile

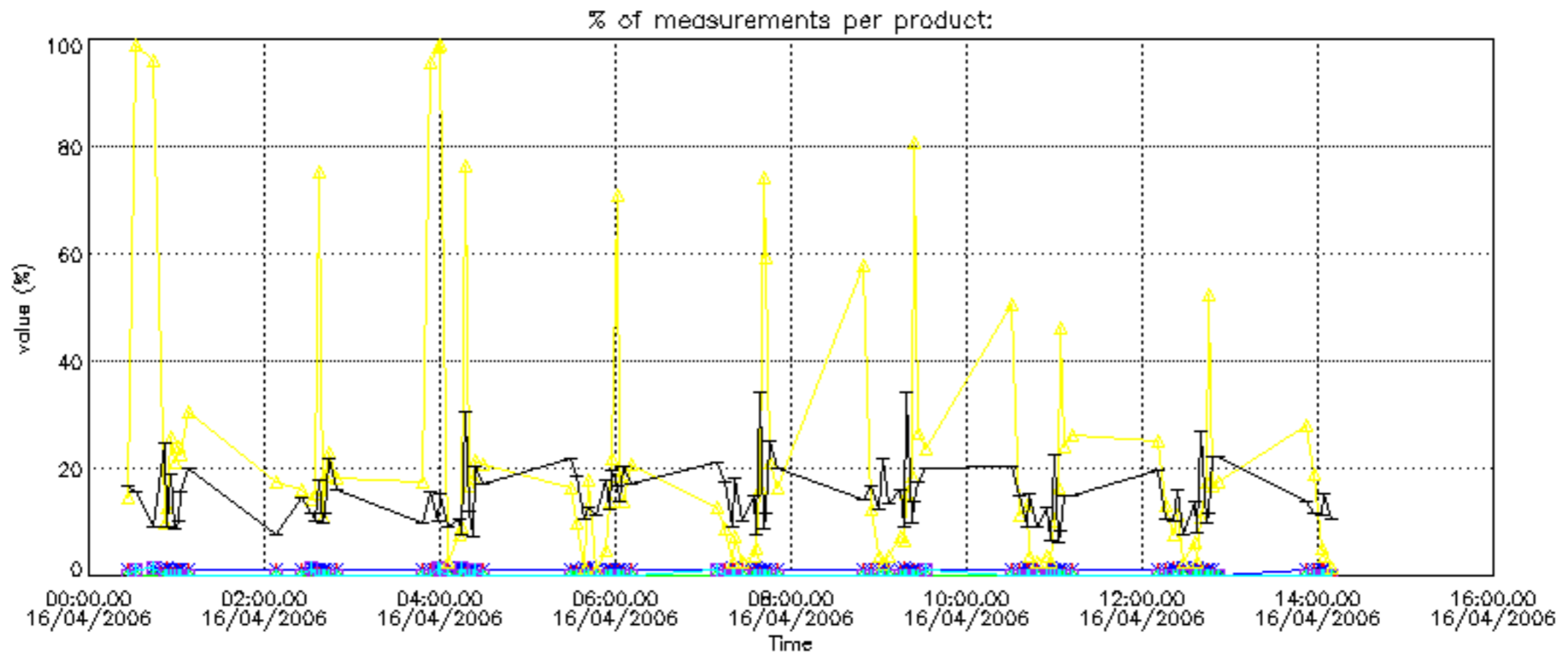


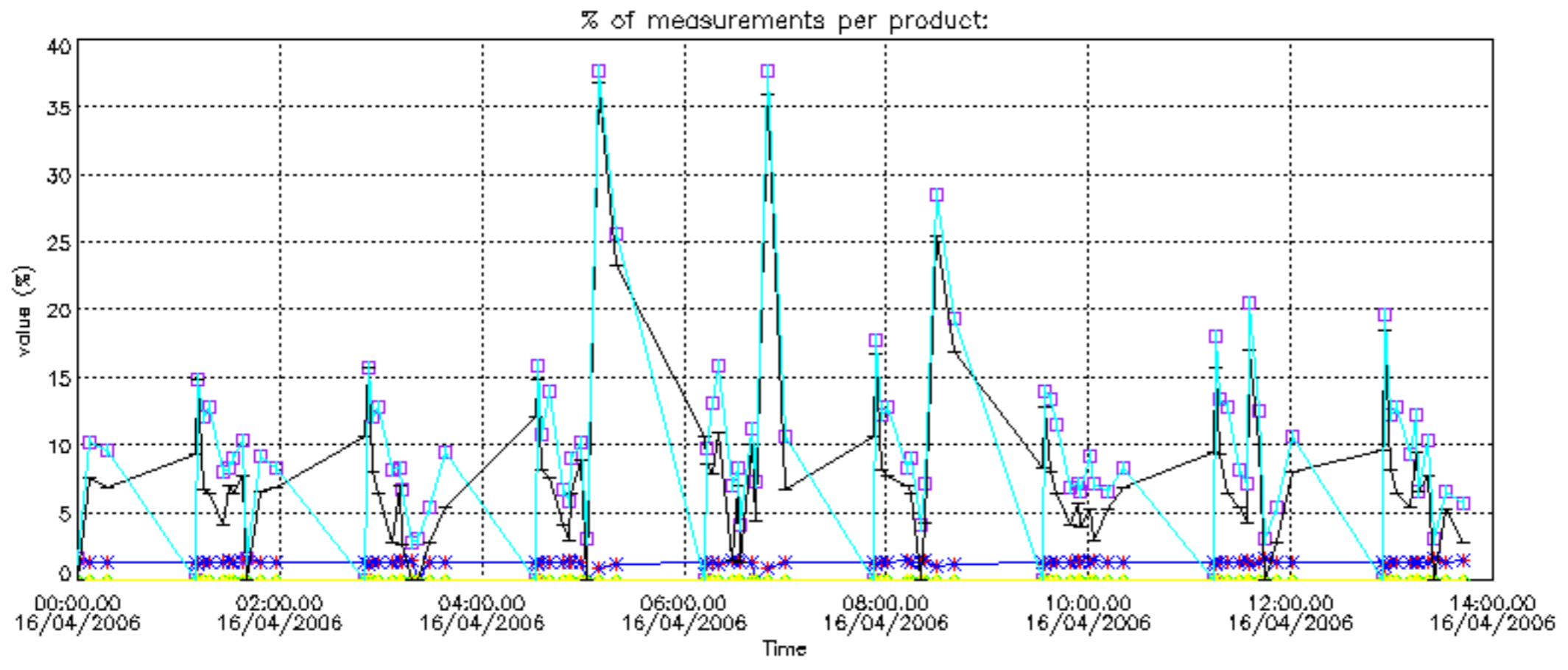
Percentage of flagged data per NO2 profile



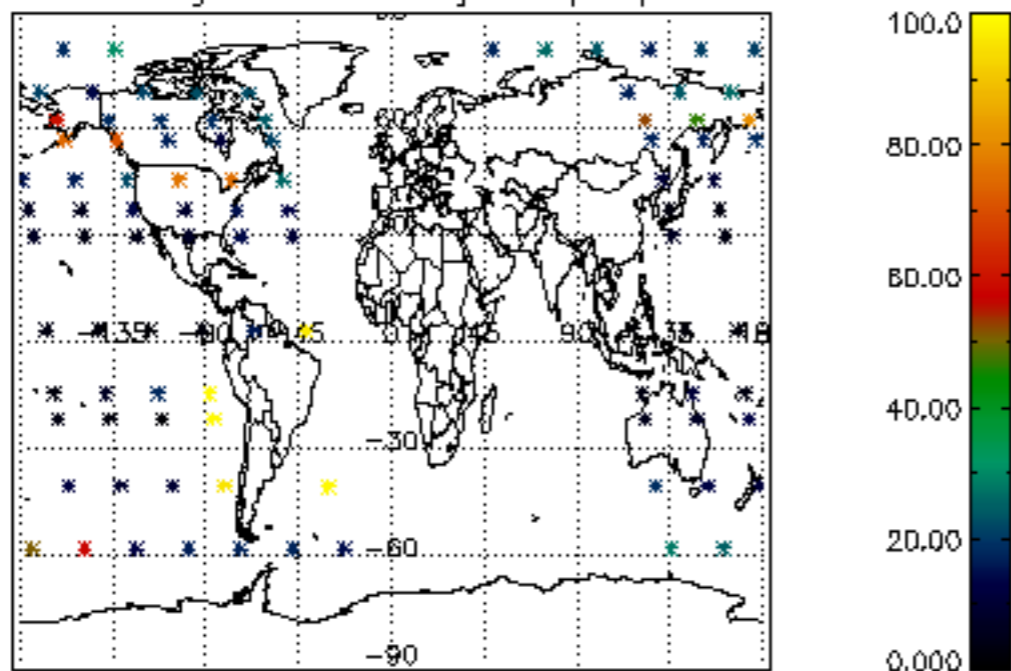
Percentage of flagged data per NO3 profile



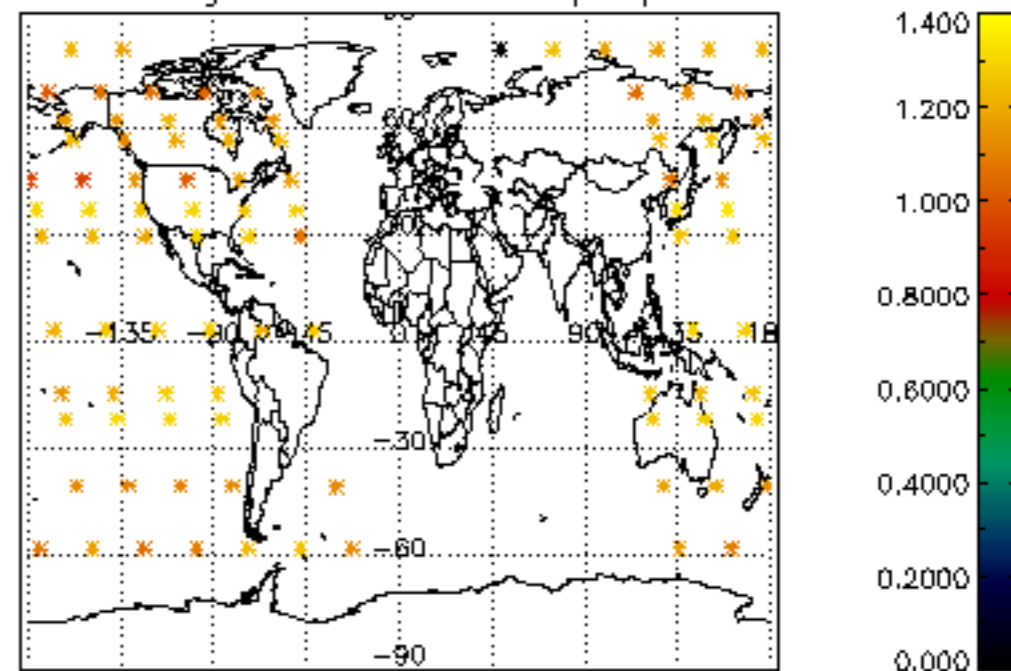




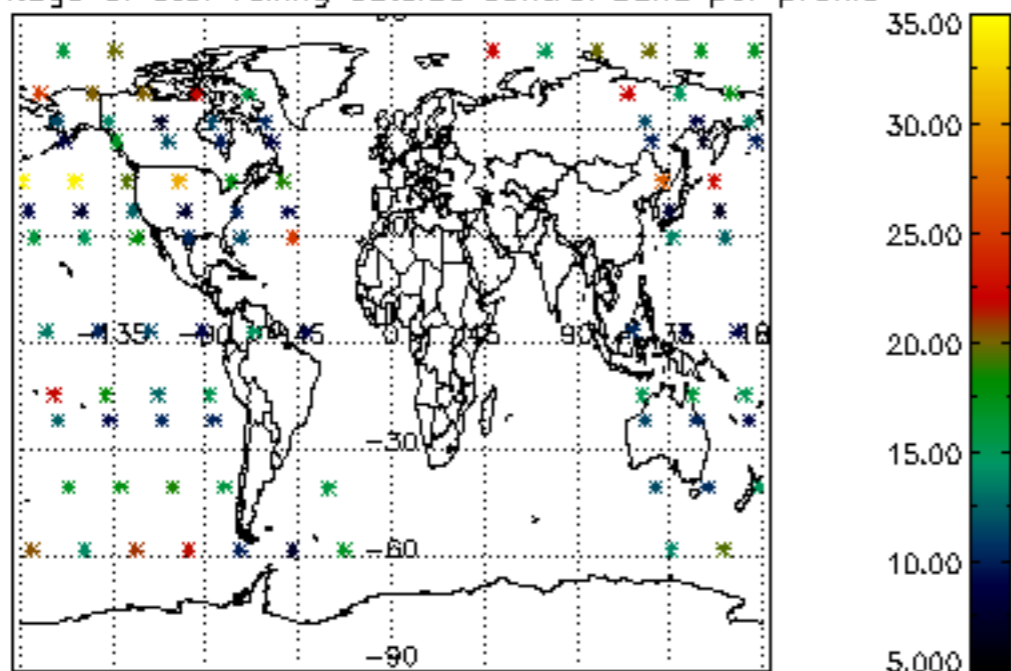
Percentage of cosmic ray hits per profile



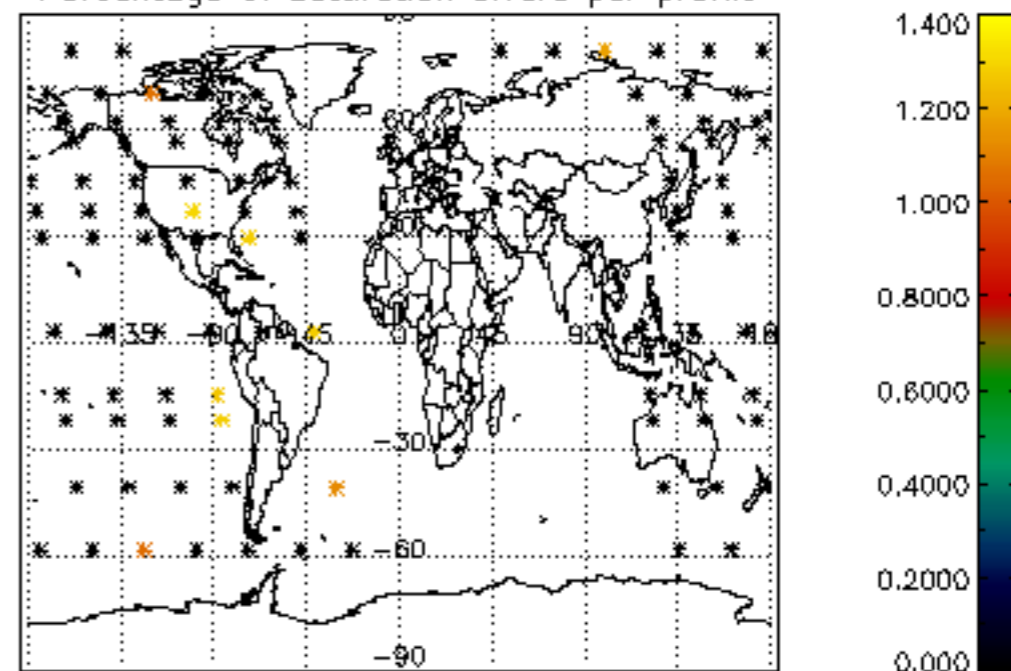
Percentage of datation errors per profile



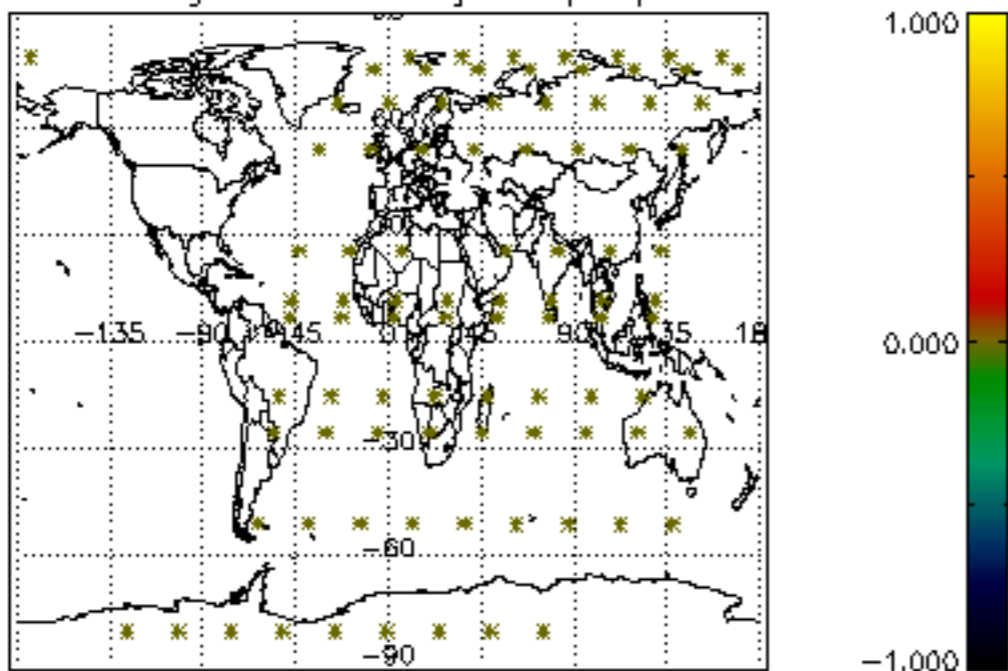
Percentage of star falling outside central band per profile



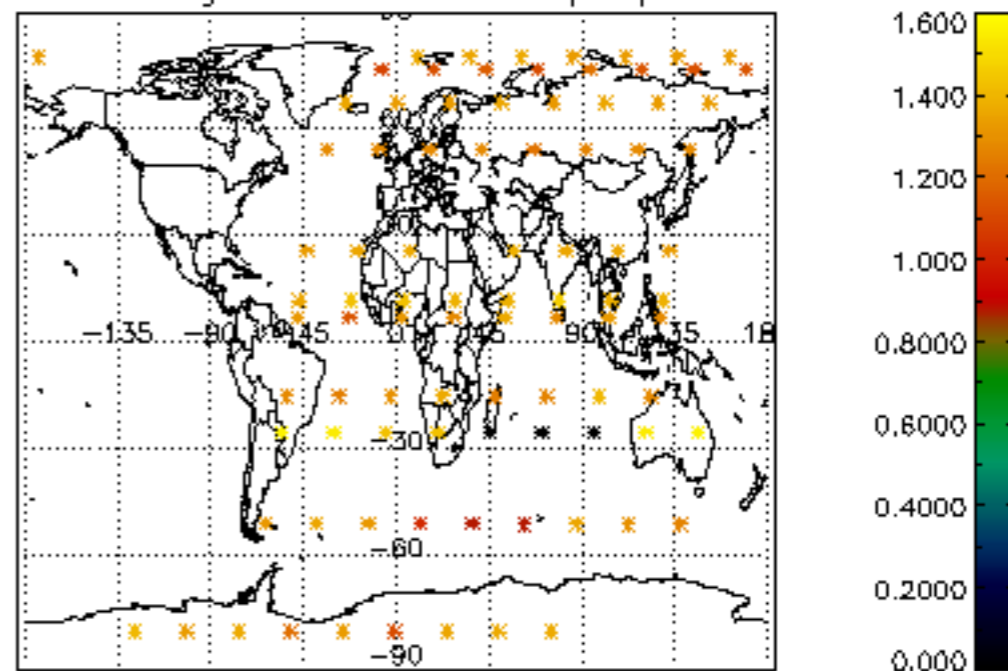
Percentage of saturation errors per profile



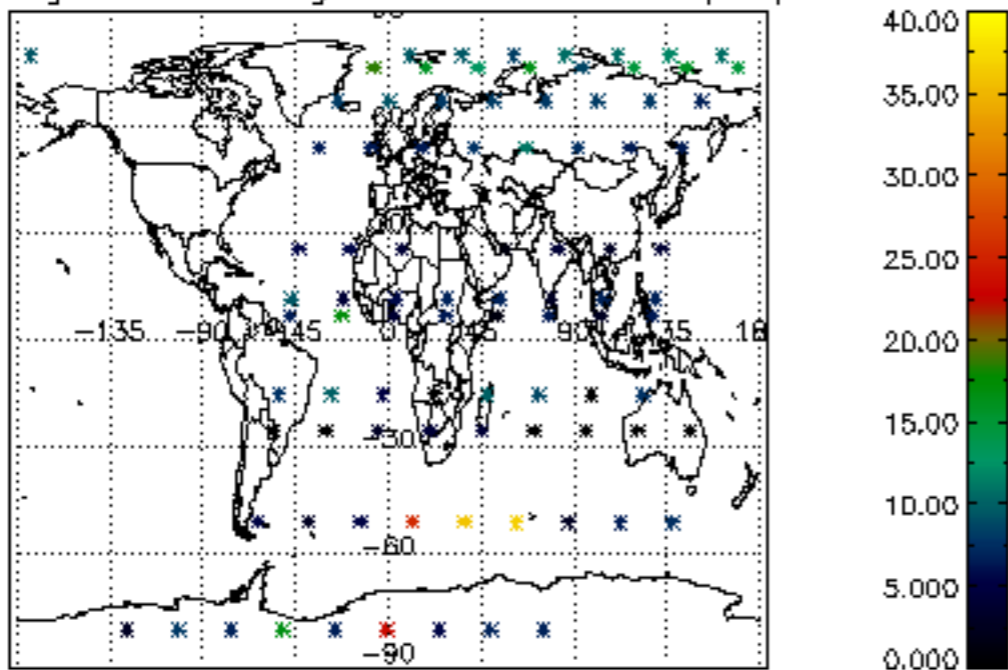
Percentage of cosmic ray hits per profile



Percentage of datation errors per profile



Percentage of star falling outside central band per profile



Percentage of saturation errors per profile

