

# GOMOS Level 2 Daily Report

## SUMMARY

### [1. General Info](#)

### [2. Summary of processed GOM\\_NL\\_2P products](#)

### [3. Level 2 Quality information per product](#)

#### [3.1 Plot of level 2 quality information per product \(time dependant\)](#)

#### [3.2 Plot of level 2 quality information per product \(world map\)](#)

### [4. Level 1 Quality information per product \(stored on level 2 products\)](#)

#### [4.1 Plot of level 1 quality information per product \(time dependant\)](#)

##### [4.1.1 Plot of level 1 quality information per product \(time dependant\): ASCENDING](#)

##### [4.1.2 Plot of level 1 quality information per product \(time dependant\): DESCENDING](#)

#### [4.2 Plot of level 1 quality information per product \(world map\)](#)

##### [4.2.1 Plot of level 1 quality information per product \(world map\): ASCENDING](#)

##### [4.2.2 Plot of level 1 quality information per product \(world map\): DESCENDING](#)

### [5. Ozone profiles based on quality statistics and other trace gas profiles](#)

#### [5.1 Ozone statistics based on quality of products](#)

#### [5.2 Plot ozone profiles for all STD \(dark without errors\)](#)

#### [5.3 Plot ozone profiles where STD < 20% \(dark without errors\)](#)

#### [5.4. Plot ozone profiles where STD < 10% \(dark without errors\)](#)

#### [5.5. Plot ozone profiles where STD < 5% \(dark without errors\)](#)

#### [5.6 Plot NO2 profiles for all STD \(dark without errors\)](#)

#### [5.7 Plot NO3 profiles for all STD \(dark without errors\)](#)

#### [5.8 Plot H2O profiles \(only for occultations of stars 1,2,3,4,13,14,16,26,63 dark without errors\) for all STD](#)

### [6. Auxiliary Data Files used for the production reported in section 2](#)

This report presents the daily analysis on parameters extracted from GOMOS level 2 data (GOM\_NL\_\_2P). It is intended to monitor some important parameters that will impact the quality of these products. A list of level 2 products (and content) that have arrived during the reporting day to the PCF is also given.

Item	Value
Time of report generation	23APR2013 18:13:55
Data source version	GOMOS/6.01
Start time of products	14-04-2006 (14APR2006 00:00:00)
Stop time of products	15-04-2006 (15APR2006 00:00:00)
Store outputs in DB	Yes
Nb of level 2 prods	319
Nb of prods with errors	0

## 2. Summary of processed GOM\_NL\_\_2P products.

Nr	Filename	UTC Start time	Limb	Duration	Star Id	Star Name	Star Mag	Star Temp	Nb Meas	Orbit	Prod. error
1	GOM_NL__2PRFIN20060414_000636_000000402046_00446_21542_9008.N1	14-APR-2006 00:06:36	Dark	40.000	45	Alp Pav	1.9400	26000.	80	21542	No
2	GOM_NL__2PRFIN20060414_001401_000000392046_00446_21542_9009.N1	14-APR-2006 00:14:01	Dark	39.000	43	Alp TrA	1.9100	4250.0	78	21542	No
3	GOM_NL__2PRFIN20060414_001606_000000392046_00446_21542_9010.N1	14-APR-2006 00:16:06	Dark	39.000	134	Bet TrA	2.8100	6600.0	78	21542	No
4	GOM_NL__2PRFIN20060414_001832_000000472046_00446_21542_9011.N1	14-APR-2006 00:18:32	Straylight	46.500	4	Alp1Cen	-0.010000	5800.0	93	21542	No
5	GOM_NL__2PRFIN20060414_002139_000000452046_00446_21542_9012.N1	14-APR-2006 00:21:39	Straylight	44.500	78	Alp Lup	2.3040	28000.	89	21542	No
6	GOM_NL__2PRFIN20060414_002315_000000462046_00446_21542_9013.N1	14-APR-2006 00:23:15	Straylight	45.500	81	Eta Cen	2.3560	28000.	91	21542	No
7	GOM_NL__2PRFIN20060414_002540_000000492046_00446_21542_9014.N1	14-APR-2006 00:25:40	Straylight	48.500	54	5The Cen	2.0550	4500.0	97	21542	No
8	GOM_NL__2PRFIN20060414_003053_000000452046_00446_21542_9015.N1	14-APR-2006 00:30:53	Twilight	44.500	106	9Bet Crv	2.6480	5600.0	89	21542	No
9	GOM_NL__2PRFIN20060414_003244_000000482046_00446_21542_9016.N1	14-APR-2006 00:32:44	Bright	47.500	100	4Gam Crv	2.5800	13100.	95	21542	No
10	GOM_NL__2PRFIN20060414_003714_000000392046_00446_21542_9017.N1	14-APR-2006 00:37:14	Bright	38.500	121	29Gam Vir	2.7400	7200.0	77	21542	No
11	GOM_NL__2PRFIN20060414_004157_000000362046_00446_21542_9018.N1	14-APR-2006 00:41:57	Bright	35.500	62	94Bet Leo	2.1360	9700.0	71	21542	No
12	GOM_NL__2PRFIN20060414_004916_000000382046_00446_21542_9019.N1	14-APR-2006 00:49:16	Bright	37.500	152	12Alp2CVn	2.8900	11000.	75	21542	No
13	GOM_NL__2PRFIN20060414_005300_000000352046_00446_21542_9020.N1	14-APR-2006 00:53:00	Bright	35.000	87	64Gam UMa	2.4330	11000.	70	21542	No
14	GOM_NL__2PRFIN20060414_005518_000000372046_00446_21542_9021.N1	14-APR-2006 00:55:18	Bright	36.500	36	50Alp UMa	1.8000	6300.0	73	21542	No
15	GOM_NL__2PRFIN20060414_010039_000000392046_00446_21542_9022.N1	14-APR-2006 01:00:39	Bright	38.500	60	7Bet UMi	2.0810	3950.0	77	21542	No
16	GOM_NL__2PRFIN20060414_010321_000000342046_00446_21542_9023.N1	14-APR-2006 01:03:21	Bright	34.000	49	1Alp UMi	1.9900	6300.0	68	21542	No
17	GOM_NL__2PRFIN20060414_011042_000000382046_00446_21542_9024.N1	14-APR-2006 01:10:42	Bright	37.500	89	5Alp Cep	2.4510	8000.0	75	21542	No
18	GOM_NL__2PRFIN20060414_012030_000000362046_00446_21542_9025.N1	14-APR-2006 01:20:30	Bright	36.000	164	44Eta Peg	2.9480	5400.0	72	21542	No
19	GOM_NL__2PRFIN20060414_012728_000000512046_00446_21542_9026.N1	14-APR-2006 01:27:28	Twilight	51.000	61	8Eps Peg	2.1000	3900.0	102	21542	No
20	GOM_NL__2PRFIN20060414_012956_000000462046_00446_21542_9027.N1	14-APR-2006 01:29:56	Dark	45.500	162	34Alp Aqr	2.9440	5350.0	91	21542	No
21	GOM_NL__2PRFIN20060414_013229_000000472046_00446_21542_9028.N1	14-APR-2006 01:32:29	Dark	47.000	154	22Bet Aqr	2.8990	5700.0	94	21542	No
22	GOM_NL__2PRFIN20060414_013454_000000422046_00446_21542_9029.N1	14-APR-2006 01:34:54	Dark	42.000	142	49Del Cap	2.8500	8900.0	84	21542	No
23	GOM_NL__2PRFIN20060414_014713_000000402046_00447_21543_9008.N1	14-APR-2006 01:47:13	Dark	39.500	45	Alp Pav	1.9400	26000.	79	21543	No
24	GOM_NL__2PRFIN20060414_015438_000000392046_00447_21543_9009.N1	14-APR-2006 01:54:38	Dark	39.000	43	Alp TrA	1.9100	4250.0	78	21543	No
25	GOM_NL__2PRFIN20060414_015642_000000392046_00447_21543_9010.N1	14-APR-2006 01:56:42	Dark	38.500	134	Bet TrA	2.8100	6600.0	77	21543	No
26	GOM_NL__2PRFIN20060414_015908_000000452046_00447_21543_9011.N1	14-APR-2006 01:59:08	Straylight	44.500	4	Alp1Cen	-0.010000	5800.0	89	21543	No
27	GOM_NL__2PRFIN20060414_020216_000000442046_00447_21543_9012.N1	14-APR-2006 02:02:16	Straylight	44.000	78	Alp Lup	2.3040	28000.	88	21543	No
28	GOM_NL__2PRFIN20060414_020352_000000472046_00447_21543_9013.N1	14-APR-2006 02:03:52	Straylight	47.000	81	Eta Cen	2.3560	28000.	94	21543	No
29	GOM_NL__2PRFIN20060414_020616_000000462046_00447_21543_9014.N1	14-APR-2006 02:06:16	Straylight	46.000	54	5The Cen	2.0550	4500.0	92	21543	No
30	GOM_NL__2PRFIN20060414_021129_000000442046_00447_21543_9015.N1	14-APR-2006 02:11:29	Twilight	43.500	106	9Bet Crv	2.6480	5600.0	87	21543	No
31	GOM_NL__2PRFIN20060414_021320_000000402046_00447_21543_9016.N1	14-APR-2006 02:13:20	Bright	40.000	100	4Gam Crv	2.5800	13100.	80	21543	No
32	GOM_NL__2PRFIN20060414_021750_000000392046_00447_21543_9017.N1	14-APR-2006 02:17:50	Bright	38.500	121	29Gam Vir	2.7400	7200.0	77	21543	No
33	GOM_NL__2PRFIN20060414_022233_000000362046_00447_21543_9018.N1	14-APR-2006 02:22:33	Bright	35.500	62	94Bet Leo	2.1360	9700.0	71	21543	No
34	GOM_NL__2PRFIN20060414_022951_000000382046_00447_21543_9019.N1	14-APR-2006 02:29:51	Bright	38.000	152	12Alp2CVn	2.8900	11000.	76	21543	No
35	GOM_NL__2PRFIN20060414_023336_000000352046_00447_21543_9020.N1	14-APR-2006 02:33:36	Bright	34.500	87	64Gam UMa	2.4330	11000.	69	21543	No
36	GOM_NL__2PRFIN20060414_023554_000000342046_00447_21543_9021.N1	14-APR-2006 02:35:54	Bright	33.500	36	50Alp UMa	1.8000	6300.0	67	21543	No
37	GOM_NL__2PRFIN20060414_024115_000000402046_00447_21543_9022.N1	14-APR-2006 02:41:15	Bright	39.500	60	7Bet UMi	2.0810	3950.0	79	21543	No
38	GOM_NL__2PRFIN20060414_024357_000000322046_00447_21543_9023.N1	14-APR-2006 02:43:57	Bright	31.500	49	1Alp UMi	1.9900	6300.0	63	21543	No
39	GOM_NL__2PRFIN20060414_025118_000000392046_00447_21543_9024.N1	14-APR-2006 02:51:18	Bright	39.000	89	5Alp Cep	2.4510	8000.0	78	21543	No
40	GOM_NL__2PRFIN20060414_030106_000000372046_00447_21543_9025.N1	14-APR-2006 03:01:06	Bright	36.500	164	44Eta Peg	2.9480	5400.0	73	21543	No
41	GOM_NL__2PRFIN20060414_030804_000000502046_00447_21543_9026.N1	14-APR-2006 03:08:04	Twilight	50.000	61	8Eps Peg	2.1000	3900.0	100	21543	No
42	GOM_NL__2PRFIN20060414_031032_000000442046_00447_21543_9027.N1	14-APR-2006 03:10:32	Dark	44.000	162	34Alp Aqr	2.9440	5350.0	88	21543	No

43	GOM_NL__2PRFIN20060414_031305_000000492046_00447_21543_9028.N1	14-APR-2006 03:13:05	Dark	49.000	154	22Bet Aqr	2.8990	5700.0	98	21543	No
44	GOM_NL__2PRFIN20060414_031530_000000402046_00447_21543_9029.N1	14-APR-2006 03:15:30	Dark	40.000	142	49Del Cap	2.8500	8900.0	80	21543	No
45	GOM_NL__2PRFIN20060414_032749_000000402046_00448_21544_9008.N1	14-APR-2006 03:27:49	Dark	39.500	45	Alp Pav	1.9400	26000.	79	21544	No
46	GOM_NL__2PRFIN20060414_033514_000000462046_00448_21544_9009.N1	14-APR-2006 03:35:14	Dark	46.000	43	Alp TrA	1.9100	4250.0	92	21544	No
47	GOM_NL__2PRFIN20060414_033718_000000392046_00448_21544_9010.N1	14-APR-2006 03:37:18	Dark	39.000	134	Bet TrA	2.8100	6600.0	78	21544	No
48	GOM_NL__2PRFIN20060414_033944_000000532046_00448_21544_9011.N1	14-APR-2006 03:39:44	Straylight	52.500	4	Alp1Cen	-0.010000	5800.0	105	21544	No
49	GOM_NL__2PRFIN20060414_034252_000000412046_00448_21544_9012.N1	14-APR-2006 03:42:52	Straylight	41.000	78	Alp Lup	2.3040	28000.	82	21544	No
50	GOM_NL__2PRFIN20060414_034428_000000462046_00448_21544_9013.N1	14-APR-2006 03:44:28	Straylight	45.500	81	Eta Cen	2.3560	28000.	91	21544	No
51	GOM_NL__2PRFIN20060414_034653_000000492046_00448_21544_9014.N1	14-APR-2006 03:46:53	Straylight	49.000	54	5The Cen	2.0550	4500.0	98	21544	No
52	GOM_NL__2PRFIN20060414_035206_000000432046_00448_21544_9015.N1	14-APR-2006 03:52:06	Tw_i_and_stray	42.500	106	9Bet Crv	2.6480	5600.0	85	21544	No
53	GOM_NL__2PRFIN20060414_035356_000000462046_00448_21544_9016.N1	14-APR-2006 03:53:56	Bright	46.000	100	4Gam Crv	2.5800	13100.	92	21544	No
54	GOM_NL__2PRFIN20060414_035826_000000382046_00448_21544_9017.N1	14-APR-2006 03:58:26	Bright	38.000	121	29Gam Vir	2.7400	7200.0	76	21544	No
55	GOM_NL__2PRFIN20060414_040309_000000362046_00448_21544_9018.N1	14-APR-2006 04:03:09	Bright	35.500	62	94Bet Leo	2.1360	9700.0	71	21544	No
56	GOM_NL__2PRFIN20060414_041027_000000372046_00448_21544_9019.N1	14-APR-2006 04:10:27	Bright	37.000	152	12Alp2CVn	2.8900	11000.	74	21544	No
57	GOM_NL__2PRFIN20060414_041412_000000362046_00448_21544_9020.N1	14-APR-2006 04:14:12	Bright	35.500	87	64Gam UMa	2.4330	11000.	71	21544	No
58	GOM_NL__2PRFIN20060414_041630_000000372046_00448_21544_9021.N1	14-APR-2006 04:16:30	Bright	37.000	36	50Alp UMa	1.8000	6300.0	74	21544	No
59	GOM_NL__2PRFIN20060414_042151_000000392046_00448_21544_9022.N1	14-APR-2006 04:21:51	Bright	39.000	60	7Bet UMi	2.0810	3950.0	78	21544	No
60	GOM_NL__2PRFIN20060414_042433_000000362046_00448_21544_9023.N1	14-APR-2006 04:24:33	Bright	35.500	49	1Alp UMi	1.9900	6300.0	71	21544	No
61	GOM_NL__2PRFIN20060414_043154_000000392046_00448_21544_9024.N1	14-APR-2006 04:31:54	Bright	38.500	89	5Alp Cep	2.4510	8000.0	77	21544	No
62	GOM_NL__2PRFIN20060414_044142_000000362046_00448_21544_9025.N1	14-APR-2006 04:41:42	Bright	36.000	164	44Eta Peg	2.9480	5400.0	72	21544	No
63	GOM_NL__2PRFIN20060414_044841_000000542046_00448_21544_9026.N1	14-APR-2006 04:48:41	Twilight	53.500	61	8Eps Peg	2.1000	3900.0	107	21544	No
64	GOM_NL__2PRFIN20060414_045109_000000422046_00448_21544_9027.N1	14-APR-2006 04:51:09	Dark	41.500	162	34Alp Aqr	2.9440	5350.0	83	21544	No
65	GOM_NL__2PRFIN20060414_045342_000000472046_00448_21544_9028.N1	14-APR-2006 04:53:42	Dark	47.000	154	22Bet Aqr	2.8990	5700.0	94	21544	No
66	GOM_NL__2PRFIN20060414_045607_000000422046_00448_21544_9029.N1	14-APR-2006 04:56:07	Dark	42.000	142	49Del Cap	2.8500	8900.0	84	21544	No
67	GOM_NL__2PRFIN20060414_050127_000000392046_00448_21544_9030.N1	14-APR-2006 05:01:27	Dark	39.000	172	Gam Gru	3.0030	13100.	78	21544	No
68	GOM_NL__2PRFIN20060414_050826_000000422046_00449_21545_9008.N1	14-APR-2006 05:08:26	Dark	42.000	45	Alp Pav	1.9400	26000.	84	21545	No
69	GOM_NL__2PRFIN20060414_051551_000000432046_00449_21545_9009.N1	14-APR-2006 05:15:51	Dark	42.500	43	Alp TrA	1.9100	4250.0	85	21545	No
70	GOM_NL__2PRFIN20060414_051755_000000392046_00449_21545_9010.N1	14-APR-2006 05:17:55	Dark	39.000	134	Bet TrA	2.8100	6600.0	78	21545	No
71	GOM_NL__2PRFIN20060414_052021_000000512046_00449_21545_9011.N1	14-APR-2006 05:20:21	Straylight	51.000	4	Alp1Cen	-0.010000	5800.0	102	21545	No
72	GOM_NL__2PRFIN20060414_052329_000000442046_00449_21545_9012.N1	14-APR-2006 05:23:29	Straylight	43.500	78	Alp Lup	2.3040	28000.	87	21545	No
73	GOM_NL__2PRFIN20060414_052505_000000412046_00449_21545_9013.N1	14-APR-2006 05:25:05	Straylight	40.500	81	Eta Cen	2.3560	28000.	81	21545	No
74	GOM_NL__2PRFIN20060414_052729_000000492046_00449_21545_9014.N1	14-APR-2006 05:27:29	Straylight	48.500	54	5The Cen	2.0550	4500.0	97	21545	No
75	GOM_NL__2PRFIN20060414_053242_000000422046_00449_21545_9015.N1	14-APR-2006 05:32:42	Tw_i_and_stray	42.000	106	9Bet Crv	2.6480	5600.0	84	21545	No
76	GOM_NL__2PRFIN20060414_053432_000000432046_00449_21545_9016.N1	14-APR-2006 05:34:32	Bright	43.000	100	4Gam Crv	2.5800	13100.	86	21545	No
77	GOM_NL__2PRFIN20060414_053902_000000392046_00449_21545_9017.N1	14-APR-2006 05:39:02	Bright	38.500	121	29Gam Vir	2.7400	7200.0	77	21545	No
78	GOM_NL__2PRFIN20060414_054345_000000362046_00449_21545_9018.N1	14-APR-2006 05:43:45	Bright	35.500	62	94Bet Leo	2.1360	9700.0	71	21545	No
79	GOM_NL__2PRFIN20060414_055103_000000382046_00449_21545_9019.N1	14-APR-2006 05:51:03	Bright	37.500	152	12Alp2CVn	2.8900	11000.	75	21545	No
80	GOM_NL__2PRFIN20060414_055448_000000372046_00449_21545_9020.N1	14-APR-2006 05:54:48	Bright	37.000	87	64Gam UMa	2.4330	11000.	74	21545	No
81	GOM_NL__2PRFIN20060414_055706_000000372046_00449_21545_9021.N1	14-APR-2006 05:57:06	Bright	37.000	36	50Alp UMa	1.8000	6300.0	74	21545	No
82	GOM_NL__2PRFIN20060414_060227_000000402046_00449_21545_9022.N1	14-APR-2006 06:02:27	Bright	40.000	60	7Bet UMi	2.0810	3950.0	80	21545	No
83	GOM_NL__2PRFIN20060414_060509_000000362046_00449_21545_9023.N1	14-APR-2006 06:05:09	Bright	35.500	49	1Alp UMi	1.9900	6300.0	71	21545	No
84	GOM_NL__2PRFIN20060414_061230_000000512046_00449_21545_9024.N1	14-APR-2006 06:12:30	Bright	51.000	89	5Alp Cep	2.4510	8000.0	102	21545	No
85	GOM_NL__2PRFIN20060414_062218_000000382046_00449_21545_9025.N1	14-APR-2006 06:22:18	Bright	37.500	164	44Eta Peg	2.9480	5400.0	75	21545	No
86	GOM_NL__2PRFIN20060414_062917_000000532046_00449_21545_9026.N1	14-APR-2006 06:29:17	Twilight	52.500	61	8Eps Peg	2.1000	3900.0	105	21545	No
87	GOM_NL__2PRFIN20060414_063145_000000432046_00449_21545_9027.N1	14-APR-2006 06:31:45	Dark	43.000	162	34Alp Aqr	2.9440	5350.0	86	21545	No
88	GOM_NL__2PRFIN20060414_063418_000000472046_00449_21545_9028.N1	14-APR-2006 06:34:18	Dark	47.000	154	22Bet Aqr	2.8990	5700.0	94	21545	No
89	GOM_NL__2PRFIN20060414_063643_000000412046_00449_21545_9029.N1	14-APR-2006 06:36:43	Dark	40.500	142	49Del Cap	2.8500	8900.0	81	21545	No
90	GOM_NL__2PRFIN20060414_064203_000000392046_00449_21545_9030.N1	14-APR-2006 06:42:03	Dark	38.500	172	Gam Gru	3.0030	13100.	77	21545	No
91	GOM_NL__2PRFIN20060414_064903_000000402046_00450_21546_9008.N1	14-APR-2006 06:49:03	Dark	39.500	45	Alp Pav	1.9400	26000.	79	21546	No
92	GOM_NL__2PRFIN20060414_065627_000000482046_00450_21546_9009.N1	14-APR-2006 06:56:27	Dark	47.500	43	Alp TrA	1.9100	4250.0	95	21546	No
93	GOM_NL__2PRFIN20060414_065831_000000392046_00450_21546_9010.N1	14-APR-2006 06:58:31	Dark	39.000	134	Bet TrA	2.8100	6600.0	78	21546	No
94	GOM_NL__2PRFIN20060414_070057_000000522046_00450_21546_9011.N1	14-APR-2006 07:00:57	Straylight	51.500	4	Alp1Cen	-0.010000	5800.0	103	21546	No
95	GOM_NL__2PRFIN20060414_070405_000000412046_00450_21546_9012.N1	14-APR-2006 07:04:05	Straylight	41.000	78	Alp Lup	2.3040	28000.	82	21546	No
96	GOM_NL__2PRFIN20060414_070541_000000432046_00450_21546_9013.N1	14-APR-2006 07:05:41	Straylight	43.000	81	Eta Cen	2.3560	28000.	86	21546	No
97	GOM_NL__2PRFIN20060414_070806_000000432046_00450_21546_9014.N1	14-APR-2006 07:08:06	Straylight	43.000	54	5The Cen	2.0550	4500.0	86	21546	No
98	GOM_NL__2PRFIN20060414_071318_000000402046_00450_21546_9015.N1	14-APR-2006 07:13:18	Tw_i_and_stray	40.000	106	9Bet Crv	2.6480	5600.0	80	21546	No
99	GOM_NL__2PRFIN20060414_071508_000000422046_00450_21546_9016.N1	14-APR-2006 07:15:08	Bright	42.000	100	4Gam Crv	2.5800	13100.	84	21546	No
100	GOM_NL__2PRFIN20060414_071938_000000382046_00450_21546_9017.N1	14-APR-2006 07:19:38	Bright	38.000	121	29Gam Vir	2.7400	7200.0	76	21546	No
101	GOM_NL__2PRFIN20060414_072421_000000362046_00450_21546_9018.N1	14-APR-2006 07:24:21	Bright	35.500	62	94Bet Leo	2.1360	9700.0	71	21546	No

102	GOM_NL__2PRFIN20060414_073139_000000372046_00450_21546_9019.N1	14-APR-2006 07:31:39	Bright	37.000	152	12Alp2CVn	2.8900	11000.	74	21546	No
103	GOM_NL__2PRFIN20060414_073524_000000362046_00450_21546_9020.N1	14-APR-2006 07:35:24	Bright	35.500	87	64Gam UMa	2.4330	11000.	71	21546	No
104	GOM_NL__2PRFIN20060414_073742_000000382046_00450_21546_9021.N1	14-APR-2006 07:37:42	Bright	38.000	36	50Alp UMa	1.8000	6300.0	76	21546	No
105	GOM_NL__2PRFIN20060414_074302_000000392046_00450_21546_9022.N1	14-APR-2006 07:43:02	Bright	38.500	60	7Bet UMi	2.0810	3950.0	77	21546	No
106	GOM_NL__2PRFIN20060414_074545_000000332046_00450_21546_9023.N1	14-APR-2006 07:45:45	Bright	33.000	49	1Alp UMi	1.9900	6300.0	66	21546	No
107	GOM_NL__2PRFIN20060414_075305_000000382046_00450_21546_9024.N1	14-APR-2006 07:53:05	Bright	37.500	89	5Alp Cep	2.4510	8000.0	75	21546	No
108	GOM_NL__2PRFIN20060414_080254_000000352046_00450_21546_9025.N1	14-APR-2006 08:02:54	Bright	34.500	164	44Eta Peg	2.9480	5400.0	69	21546	No
109	GOM_NL__2PRFIN20060414_080954_000000502046_00450_21546_9026.N1	14-APR-2006 08:09:54	Twilight	50.000	61	8Eps Peg	2.1000	3900.0	100	21546	No
110	GOM_NL__2PRFIN20060414_081222_000000452046_00450_21546_9027.N1	14-APR-2006 08:12:22	Dark	45.000	162	34Alp Aqr	2.9440	5350.0	90	21546	No
111	GOM_NL__2PRFIN20060414_081455_000000462046_00450_21546_9028.N1	14-APR-2006 08:14:55	Dark	45.500	154	22Bet Aqr	2.8990	5700.0	91	21546	No
112	GOM_NL__2PRFIN20060414_081720_000000412046_00450_21546_9029.N1	14-APR-2006 08:17:20	Dark	41.000	142	49Del Cap	2.8500	8900.0	82	21546	No
113	GOM_NL__2PRFIN20060414_082239_000000402046_00450_21546_9030.N1	14-APR-2006 08:22:39	Dark	39.500	172	Gam Gru	3.0030	13100.	79	21546	No
114	GOM_NL__2PRFIN20060414_082939_000000402046_00451_21547_9008.N1	14-APR-2006 08:29:39	Dark	40.000	45	Alp Pav	1.9400	26000.	80	21547	No
115	GOM_NL__2PRFIN20060414_083703_000000412046_00451_21547_9009.N1	14-APR-2006 08:37:03	Dark	40.500	43	Alp TrA	1.9100	4250.0	81	21547	No
116	GOM_NL__2PRFIN20060414_083908_000000382046_00451_21547_9010.N1	14-APR-2006 08:39:08	Dark	38.000	134	Bet TrA	2.8100	6600.0	76	21547	No
117	GOM_NL__2PRFIN20060414_084134_000000432046_00451_21547_9011.N1	14-APR-2006 08:41:34	Straylight	43.000	4	Alp1Cen	-0.010000	5800.0	86	21547	No
118	GOM_NL__2PRFIN20060414_084442_000000412046_00451_21547_9012.N1	14-APR-2006 08:44:42	Straylight	41.000	78	Alp Lup	2.3040	28000.	82	21547	No
119	GOM_NL__2PRFIN20060414_084618_000000422046_00451_21547_9013.N1	14-APR-2006 08:46:18	Straylight	41.500	81	Eta Cen	2.3560	28000.	83	21547	No
120	GOM_NL__2PRFIN20060414_084842_000000512046_00451_21547_9014.N1	14-APR-2006 08:48:42	Straylight	51.000	54	5The Cen	2.0550	4500.0	102	21547	No
121	GOM_NL__2PRFIN20060414_085354_000000422046_00451_21547_9015.N1	14-APR-2006 08:53:54	Twi_and_stray	42.000	106	9Bet Crv	2.6480	5600.0	84	21547	No
122	GOM_NL__2PRFIN20060414_085544_000000382046_00451_21547_9016.N1	14-APR-2006 08:55:44	Bright	37.500	100	4Gam Crv	2.5800	13100.	75	21547	No
123	GOM_NL__2PRFIN20060414_090014_000000382046_00451_21547_9017.N1	14-APR-2006 09:00:14	Bright	38.000	121	29Gam Vir	2.7400	7200.0	76	21547	No
124	GOM_NL__2PRFIN20060414_090457_000000362046_00451_21547_9018.N1	14-APR-2006 09:04:57	Bright	36.000	62	94Bet Leo	2.1360	9700.0	72	21547	No
125	GOM_NL__2PRFIN20060414_091214_000000382046_00451_21547_9019.N1	14-APR-2006 09:12:14	Bright	38.000	152	12Alp2CVn	2.8900	11000.	76	21547	No
126	GOM_NL__2PRFIN20060414_091600_000000352046_00451_21547_9020.N1	14-APR-2006 09:16:00	Bright	34.500	87	64Gam UMa	2.4330	11000.	69	21547	No
127	GOM_NL__2PRFIN20060414_091818_000000382046_00451_21547_9021.N1	14-APR-2006 09:18:18	Bright	37.500	36	50Alp UMa	1.8000	6300.0	75	21547	No
128	GOM_NL__2PRFIN20060414_092338_000000402046_00451_21547_9022.N1	14-APR-2006 09:23:38	Bright	40.000	60	7Bet UMi	2.0810	3950.0	80	21547	No
129	GOM_NL__2PRFIN20060414_092621_000000362046_00451_21547_9023.N1	14-APR-2006 09:26:21	Bright	35.500	49	1Alp UMi	1.9900	6300.0	71	21547	No
130	GOM_NL__2PRFIN20060414_093341_000000382046_00451_21547_9024.N1	14-APR-2006 09:33:41	Bright	38.000	89	5Alp Cep	2.4510	8000.0	76	21547	No
131	GOM_NL__2PRFIN20060414_094330_000000362046_00451_21547_9025.N1	14-APR-2006 09:43:30	Bright	36.000	164	44Eta Peg	2.9480	5400.0	72	21547	No
132	GOM_NL__2PRFIN20060414_095030_000000492046_00451_21547_9026.N1	14-APR-2006 09:50:30	Twilight	49.000	61	8Eps Peg	2.1000	3900.0	98	21547	No
133	GOM_NL__2PRFIN20060414_095258_000000482046_00451_21547_9027.N1	14-APR-2006 09:52:58	Dark	47.500	162	34Alp Aqr	2.9440	5350.0	95	21547	No
134	GOM_NL__2PRFIN20060414_095532_000000442046_00451_21547_9028.N1	14-APR-2006 09:55:32	Dark	43.500	154	22Bet Aqr	2.8990	5700.0	87	21547	No
135	GOM_NL__2PRFIN20060414_095756_000000432046_00451_21547_9029.N1	14-APR-2006 09:57:56	Dark	42.500	142	49Del Cap	2.8500	8900.0	85	21547	No
136	GOM_NL__2PRFIN20060414_100316_000000372046_00451_21547_9030.N1	14-APR-2006 10:03:16	Dark	37.000	172	Gam Gru	3.0030	13100.	74	21547	No
137	GOM_NL__2PRFIN20060414_101015_000000402046_00452_21548_9008.N1	14-APR-2006 10:10:15	Dark	39.500	45	Alp Pav	1.9400	26000.	79	21548	No
138	GOM_NL__2PRFIN20060414_101740_000000402046_00452_21548_9009.N1	14-APR-2006 10:17:40	Dark	39.500	43	Alp TrA	1.9100	4250.0	79	21548	No
139	GOM_NL__2PRFIN20060414_101944_000000402046_00452_21548_9010.N1	14-APR-2006 10:19:44	Dark	39.500	134	Bet TrA	2.8100	6600.0	79	21548	No
140	GOM_NL__2PRFIN20060414_102210_000000442046_00452_21548_9011.N1	14-APR-2006 10:22:10	Straylight	43.500	4	Alp1Cen	-0.010000	5800.0	87	21548	No
141	GOM_NL__2PRFIN20060414_102518_000000422046_00452_21548_9012.N1	14-APR-2006 10:25:18	Straylight	42.000	78	Alp Lup	2.3040	28000.	84	21548	No
142	GOM_NL__2PRFIN20060414_102654_000000432046_00452_21548_9013.N1	14-APR-2006 10:26:54	Straylight	42.500	81	Eta Cen	2.3560	28000.	85	21548	No
143	GOM_NL__2PRFIN20060414_102918_000000432046_00452_21548_9014.N1	14-APR-2006 10:29:18	Straylight	43.000	54	5The Cen	2.0550	4500.0	86	21548	No
144	GOM_NL__2PRFIN20060414_103430_000000422046_00452_21548_9015.N1	14-APR-2006 10:34:30	Twi_and_stray	42.000	106	9Bet Crv	2.6480	5600.0	84	21548	No
145	GOM_NL__2PRFIN20060414_103620_000000442046_00452_21548_9016.N1	14-APR-2006 10:36:20	Bright	44.000	100	4Gam Crv	2.5800	13100.	88	21548	No
146	GOM_NL__2PRFIN20060414_104050_000000382046_00452_21548_9017.N1	14-APR-2006 10:40:50	Bright	38.000	121	29Gam Vir	2.7400	7200.0	76	21548	No
147	GOM_NL__2PRFIN20060414_104533_000000362046_00452_21548_9018.N1	14-APR-2006 10:45:33	Bright	36.000	62	94Bet Leo	2.1360	9700.0	72	21548	No
148	GOM_NL__2PRFIN20060414_105250_000000382046_00452_21548_9019.N1	14-APR-2006 10:52:50	Bright	38.000	152	12Alp2CVn	2.8900	11000.	76	21548	No
149	GOM_NL__2PRFIN20060414_105636_000000362046_00452_21548_9020.N1	14-APR-2006 10:56:36	Bright	36.000	87	64Gam UMa	2.4330	11000.	72	21548	No
150	GOM_NL__2PRFIN20060414_105854_000000342046_00452_21548_9021.N1	14-APR-2006 10:58:54	Bright	34.000	36	50Alp UMa	1.8000	6300.0	68	21548	No
151	GOM_NL__2PRFIN20060414_110414_000000402046_00452_21548_9022.N1	14-APR-2006 11:04:14	Bright	39.500	60	7Bet UMi	2.0810	3950.0	79	21548	No
152	GOM_NL__2PRFIN20060414_110657_000000422046_00452_21548_9023.N1	14-APR-2006 11:06:57	Bright	42.000	49	1Alp UMi	1.9900	6300.0	84	21548	No
153	GOM_NL__2PRFIN20060414_111417_000000392046_00452_21548_9024.N1	14-APR-2006 11:14:17	Bright	38.500	89	5Alp Cep	2.4510	8000.0	77	21548	No
154	GOM_NL__2PRFIN20060414_112406_000000372046_00452_21548_9025.N1	14-APR-2006 11:24:06	Bright	36.500	164	44Eta Peg	2.9480	5400.0	73	21548	No
155	GOM_NL__2PRFIN20060414_113106_000000472046_00452_21548_9026.N1	14-APR-2006 11:31:06	Twilight	47.000	61	8Eps Peg	2.1000	3900.0	94	21548	No
156	GOM_NL__2PRFIN20060414_113334_000000452046_00452_21548_9027.N1	14-APR-2006 11:33:34	Dark	44.500	162	34Alp Aqr	2.9440	5350.0	89	21548	No
157	GOM_NL__2PRFIN20060414_113608_000000472046_00452_21548_9028.N1	14-APR-2006 11:36:08	Dark	47.000	154	22Bet Aqr	2.8990	5700.0	94	21548	No
158	GOM_NL__2PRFIN20060414_113833_000000422046_00452_21548_9029.N1	14-APR-2006 11:38:33	Dark	41.500	142	49Del Cap	2.8500	8900.0	83	21548	No
159	GOM_NL__2PRFIN20060414_114352_000000392046_00452_21548_9030.N1	14-APR-2006 11:43:52	Dark	39.000	172	Gam Gru	3.0030	13100.	78	21548	No
160	GOM_NL__2PRFIN20060414_115052_000000392046_00453_21549_9028.N1	14-APR-2006 11:50:52	Dark	39.000	45	Alp Pav	1.9400	26000.	78	21549	No

161	GOM_NL__2PRFIN20060414_115816_000000372046_00453_21549_9029.N1	14-APR-2006 11:58:16	Dark	37.000	43	Alp TrA	1.9100	4250.0	74	21549	No
162	GOM_NL__2PRFIN20060414_120021_000000382046_00453_21549_9030.N1	14-APR-2006 12:00:21	Dark	37.500	134	Bet TrA	2.8100	6600.0	75	21549	No
163	GOM_NL__2PRFIN20060414_120246_000000522046_00453_21549_9031.N1	14-APR-2006 12:02:46	Straylight	52.000	4	Alp1Cen	-0.010000	5800.0	104	21549	No
164	GOM_NL__2PRFIN20060414_120555_000000432046_00453_21549_9032.N1	14-APR-2006 12:05:55	Straylight	43.000	78	Alp Lup	2.3040	28000.	86	21549	No
165	GOM_NL__2PRFIN20060414_120731_000000472046_00453_21549_9033.N1	14-APR-2006 12:07:31	Straylight	46.500	81	Eta Cen	2.3560	28000.	93	21549	No
166	GOM_NL__2PRFIN20060414_120955_000000512046_00453_21549_9034.N1	14-APR-2006 12:09:55	Straylight	51.000	54	5The Cen	2.0550	4500.0	102	21549	No
167	GOM_NL__2PRFIN20060414_121506_000000442046_00453_21549_9035.N1	14-APR-2006 12:15:06	Tw_i_and_stray	44.000	106	9Bet Crv	2.6480	5600.0	88	21549	No
168	GOM_NL__2PRFIN20060414_121656_000000472046_00453_21549_9036.N1	14-APR-2006 12:16:56	Bright	46.500	100	4Gam Crv	2.5800	13100.	93	21549	No
169	GOM_NL__2PRFIN20060414_122126_000000372046_00453_21549_9037.N1	14-APR-2006 12:21:26	Bright	37.000	121	29Gam Vir	2.7400	7200.0	74	21549	No
170	GOM_NL__2PRFIN20060414_122609_000000352046_00453_21549_9038.N1	14-APR-2006 12:26:09	Bright	35.000	62	94Bet Leo	2.1360	9700.0	70	21549	No
171	GOM_NL__2PRFIN20060414_123326_000000402046_00453_21549_9039.N1	14-APR-2006 12:33:26	Bright	39.500	152	12Alp2CVn	2.8900	11000.	79	21549	No
172	GOM_NL__2PRFIN20060414_123712_000000372046_00453_21549_9040.N1	14-APR-2006 12:37:12	Bright	37.000	87	64Gam UMa	2.4330	11000.	74	21549	No
173	GOM_NL__2PRFIN20060414_123930_000000402046_00453_21549_9041.N1	14-APR-2006 12:39:30	Bright	39.500	36	50Alp UMa	1.8000	6300.0	79	21549	No
174	GOM_NL__2PRFIN20060414_124449_000000412046_00453_21549_9042.N1	14-APR-2006 12:44:49	Bright	40.500	60	7Bet UMi	2.0810	3950.0	81	21549	No
175	GOM_NL__2PRFIN20060414_124733_000000392046_00453_21549_9043.N1	14-APR-2006 12:47:33	Bright	38.500	49	1Alp UMi	1.9900	6300.0	77	21549	No
176	GOM_NL__2PRFIN20060414_125453_000000372046_00453_21549_9044.N1	14-APR-2006 12:54:53	Bright	36.500	89	5Alp Cep	2.4510	8000.0	73	21549	No
177	GOM_NL__2PRFIN20060414_130442_000000352046_00453_21549_9045.N1	14-APR-2006 13:04:42	Bright	35.000	164	44Eta Peg	2.9480	5400.0	70	21549	No
178	GOM_NL__2PRFIN20060414_131143_000000472046_00453_21549_9046.N1	14-APR-2006 13:11:43	Twilight	47.000	61	8Eps Peg	2.1000	3900.0	94	21549	No
179	GOM_NL__2PRFIN20060414_131410_000000462046_00453_21549_9047.N1	14-APR-2006 13:14:10	Dark	46.000	162	34Alp Aqr	2.9440	5350.0	92	21549	No
180	GOM_NL__2PRFIN20060414_131645_000000482046_00453_21549_9048.N1	14-APR-2006 13:16:45	Dark	48.000	154	22Bet Aqr	2.8990	5700.0	96	21549	No
181	GOM_NL__2PRFIN20060414_131909_000000432046_00453_21549_9049.N1	14-APR-2006 13:19:09	Dark	43.000	142	49Del Cap	2.8500	8900.0	86	21549	No
182	GOM_NL__2PRFIN20060414_132428_000000392046_00453_21549_9050.N1	14-APR-2006 13:24:28	Dark	39.000	172	Gam Gru	3.0030	13100.	78	21549	No
183	GOM_NL__2PRFIN20060414_133128_000000402046_00454_21550_9028.N1	14-APR-2006 13:31:28	Dark	39.500	45	Alp Pav	1.9400	26000.	79	21550	No
184	GOM_NL__2PRFIN20060414_133852_000000382046_00454_21550_9029.N1	14-APR-2006 13:38:52	Dark	38.000	43	Alp TrA	1.9100	4250.0	76	21550	No
185	GOM_NL__2PRFIN20060414_134057_000000382046_00454_21550_9030.N1	14-APR-2006 13:40:57	Dark	38.000	134	Bet TrA	2.8100	6600.0	76	21550	No
186	GOM_NL__2PRFIN20060414_134322_000000482046_00454_21550_9031.N1	14-APR-2006 13:43:22	Straylight	48.000	4	Alp1Cen	-0.010000	5800.0	96	21550	No
187	GOM_NL__2PRFIN20060414_134631_000000422046_00454_21550_9032.N1	14-APR-2006 13:46:31	Straylight	42.000	78	Alp Lup	2.3040	28000.	84	21550	No
188	GOM_NL__2PRFIN20060414_134807_000000412046_00454_21550_9033.N1	14-APR-2006 13:48:07	Straylight	41.000	81	Eta Cen	2.3560	28000.	82	21550	No
189	GOM_NL__2PRFIN20060414_135031_000000492046_00454_21550_9034.N1	14-APR-2006 13:50:31	Straylight	49.000	54	5The Cen	2.0550	4500.0	98	21550	No
190	GOM_NL__2PRFIN20060414_135542_000000452046_00454_21550_9035.N1	14-APR-2006 13:55:42	Tw_i_and_stray	44.500	106	9Bet Crv	2.6480	5600.0	89	21550	No
191	GOM_NL__2PRFIN20060414_135733_000000482046_00454_21550_9036.N1	14-APR-2006 13:57:33	Bright	48.000	100	4Gam Crv	2.5800	13100.	96	21550	No
192	GOM_NL__2PRFIN20060414_140201_000000382046_00454_21550_9037.N1	14-APR-2006 14:02:01	Bright	37.500	121	29Gam Vir	2.7400	7200.0	75	21550	No
193	GOM_NL__2PRFIN20060414_140552_000000342046_00454_21550_9038.N1	14-APR-2006 14:05:52	Bright	34.000	138	47Eps Vir	2.8280	4700.0	68	21550	No
194	GOM_NL__2PRFIN20060414_141401_000000372046_00454_21550_9039.N1	14-APR-2006 14:14:01	Bright	37.000	152	12Alp2CVn	2.8900	11000.	74	21550	No
195	GOM_NL__2PRFIN20060414_141748_000000362046_00454_21550_9040.N1	14-APR-2006 14:17:48	Bright	35.500	87	64Gam UMa	2.4330	11000.	71	21550	No
196	GOM_NL__2PRFIN20060414_142006_000000332046_00454_21550_9041.N1	14-APR-2006 14:20:06	Bright	33.000	36	50Alp UMa	1.8000	6300.0	66	21550	No
197	GOM_NL__2PRFIN20060414_142525_000000382046_00454_21550_9042.N1	14-APR-2006 14:25:25	Bright	37.500	60	7Bet UMi	2.0810	3950.0	75	21550	No
198	GOM_NL__2PRFIN20060414_142809_000000352046_00454_21550_9043.N1	14-APR-2006 14:28:09	Bright	34.500	49	1Alp UMi	1.9900	6300.0	69	21550	No
199	GOM_NL__2PRFIN20060414_143529_000000382046_00454_21550_9044.N1	14-APR-2006 14:35:29	Bright	38.000	89	5Alp Cep	2.4510	8000.0	76	21550	No
200	GOM_NL__2PRFIN20060414_144519_000000372046_00454_21550_9045.N1	14-APR-2006 14:45:19	Bright	36.500	164	44Eta Peg	2.9480	5400.0	73	21550	No
201	GOM_NL__2PRFIN20060414_145219_000000352046_00454_21550_9046.N1	14-APR-2006 14:52:19	Twilight	35.000	61	8Eps Peg	2.1000	3900.0	70	21550	No
202	GOM_NL__2PRFIN20060414_145447_000000412046_00454_21550_9047.N1	14-APR-2006 14:54:47	Dark	40.500	162	34Alp Aqr	2.9440	5350.0	81	21550	No
203	GOM_NL__2PRFIN20060414_145721_000000442046_00454_21550_9048.N1	14-APR-2006 14:57:21	Dark	44.000	154	22Bet Aqr	2.8990	5700.0	88	21550	No
204	GOM_NL__2PRFIN20060414_145945_000000422046_00454_21550_9049.N1	14-APR-2006 14:59:45	Dark	42.000	142	49Del Cap	2.8500	8900.0	84	21550	No
205	GOM_NL__2PRFIN20060414_150505_000000392046_00454_21550_9050.N1	14-APR-2006 15:05:05	Dark	39.000	172	Gam Gru	3.0030	13100.	78	21550	No
206	GOM_NL__2PRFIN20060414_151929_000000372046_00455_21551_9028.N1	14-APR-2006 15:19:29	Dark	37.000	43	Alp TrA	1.9100	4250.0	74	21551	No
207	GOM_NL__2PRFIN20060414_152133_000000392046_00455_21551_9029.N1	14-APR-2006 15:21:33	Dark	38.500	134	Bet TrA	2.8100	6600.0	77	21551	No
208	GOM_NL__2PRFIN20060414_152359_000000402046_00455_21551_9030.N1	14-APR-2006 15:23:59	Straylight	40.000	4	Alp1Cen	-0.010000	5800.0	80	21551	No
209	GOM_NL__2PRFIN20060414_152707_000000422046_00455_21551_9031.N1	14-APR-2006 15:27:07	Straylight	41.500	78	Alp Lup	2.3040	28000.	83	21551	No
210	GOM_NL__2PRFIN20060414_152843_000000432046_00455_21551_9032.N1	14-APR-2006 15:28:43	Straylight	43.000	81	Eta Cen	2.3560	28000.	86	21551	No
211	GOM_NL__2PRFIN20060414_153107_000000542046_00455_21551_9033.N1	14-APR-2006 15:31:07	Straylight	53.500	54	5The Cen	2.0550	4500.0	107	21551	No
212	GOM_NL__2PRFIN20060414_153619_000000422046_00455_21551_9034.N1	14-APR-2006 15:36:19	Tw_i_and_stray	42.000	106	9Bet Crv	2.6480	5600.0	84	21551	No
213	GOM_NL__2PRFIN20060414_153809_000000472046_00455_21551_9035.N1	14-APR-2006 15:38:09	Bright	47.000	100	4Gam Crv	2.5800	13100.	94	21551	No
214	GOM_NL__2PRFIN20060414_154238_000000382046_00455_21551_9036.N1	14-APR-2006 15:42:38	Bright	38.000	121	29Gam Vir	2.7400	7200.0	76	21551	No
215	GOM_NL__2PRFIN20060414_154628_000000342046_00455_21551_9037.N1	14-APR-2006 15:46:28	Bright	34.000	138	47Eps Vir	2.8280	4700.0	68	21551	No
216	GOM_NL__2PRFIN20060414_155437_000000372046_00455_21551_9038.N1	14-APR-2006 15:54:37	Bright	37.000	152	12Alp2CVn	2.8900	11000.	74	21551	No
217	GOM_NL__2PRFIN20060414_155824_000000372046_00455_21551_9039.N1	14-APR-2006 15:58:24	Bright	36.500	87	64Gam UMa	2.4330	11000.	73	21551	No
218	GOM_NL__2PRFIN20060414_160042_000000392046_00455_21551_9040.N1	14-APR-2006 16:00:42	Bright	39.000	36	50Alp UMa	1.8000	6300.0	78	21551	No
219	GOM_NL__2PRFIN20060414_160601_000000402046_00455_21551_9041.N1	14-APR-2006 16:06:01	Bright	39.500	60	7Bet UMi	2.0810	3950.0	79	21551	No

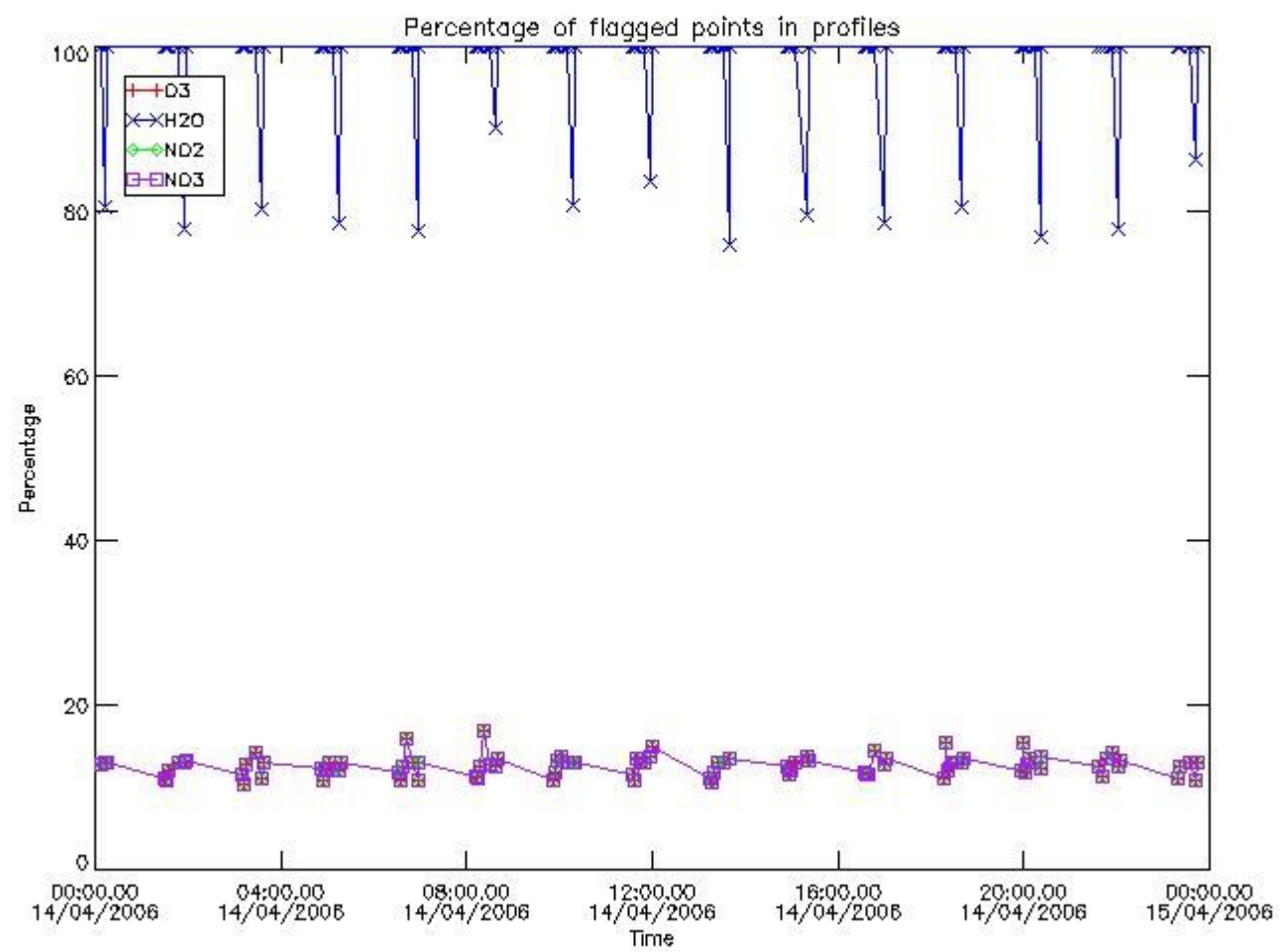
220	GOM_NL__2PRFIN20060414_160845_000000362046_00455_21551_9042.N1	14-APR-2006 16:08:45	Bright	35.500	49	1Alp UMi	1.9900	6300.0	71	21551	No
221	GOM_NL__2PRFIN20060414_161604_000000382046_00455_21551_9043.N1	14-APR-2006 16:16:04	Bright	38.000	89	5Alp Cep	2.4510	8000.0	76	21551	No
222	GOM_NL__2PRFIN20060414_162555_000000362046_00455_21551_9044.N1	14-APR-2006 16:25:55	Bright	36.000	164	44Eta Peg	2.9480	5400.0	72	21551	No
223	GOM_NL__2PRFIN20060414_163255_000000352046_00455_21551_9045.N1	14-APR-2006 16:32:55	Twilight	35.000	61	8Eps Peg	2.1000	3900.0	70	21551	No
224	GOM_NL__2PRFIN20060414_163523_000000442046_00455_21551_9046.N1	14-APR-2006 16:35:23	Dark	43.500	162	34Alp Aqr	2.9440	5350.0	87	21551	No
225	GOM_NL__2PRFIN20060414_163758_000000442046_00455_21551_9047.N1	14-APR-2006 16:37:58	Dark	44.000	154	22Bet Aqr	2.8990	5700.0	88	21551	No
226	GOM_NL__2PRFIN20060414_164022_000000442046_00455_21551_9048.N1	14-APR-2006 16:40:22	Dark	44.000	142	49Del Cap	2.8500	8900.0	88	21551	No
227	GOM_NL__2PRFIN20060414_164541_000000392046_00455_21551_9049.N1	14-APR-2006 16:45:41	Dark	38.500	172	Gam Gru	3.0030	13100.	77	21551	No
228	GOM_NL__2PRFIN20060414_170005_000000402046_00456_21552_9028.N1	14-APR-2006 17:00:05	Dark	40.000	43	Alp TrA	1.9100	4250.0	80	21552	No
229	GOM_NL__2PRFIN20060414_170210_000000382046_00456_21552_9029.N1	14-APR-2006 17:02:10	Dark	38.000	134	Bet TrA	2.8100	6600.0	76	21552	No
230	GOM_NL__2PRFIN20060414_170435_000000442046_00456_21552_9030.N1	14-APR-2006 17:04:35	Straylight	43.500	4	Alp1Cen	-0.010000	5800.0	87	21552	No
231	GOM_NL__2PRFIN20060414_170744_000000452046_00456_21552_9031.N1	14-APR-2006 17:07:44	Straylight	45.000	78	Alp Lup	2.3040	28000.	90	21552	No
232	GOM_NL__2PRFIN20060414_170920_000000432046_00456_21552_9032.N1	14-APR-2006 17:09:20	Straylight	42.500	81	Eta Cen	2.3560	28000.	85	21552	No
233	GOM_NL__2PRFIN20060414_171143_000000492046_00456_21552_9033.N1	14-APR-2006 17:11:43	Straylight	49.000	54	5The Cen	2.0550	4500.0	98	21552	No
234	GOM_NL__2PRFIN20060414_171655_000000432046_00456_21552_9034.N1	14-APR-2006 17:16:55	Twi_and_stray	43.000	106	9Bet Crv	2.6480	5600.0	86	21552	No
235	GOM_NL__2PRFIN20060414_171845_000000472046_00456_21552_9035.N1	14-APR-2006 17:18:45	Bright	47.000	100	4Gam Crv	2.5800	13100.	94	21552	No
236	GOM_NL__2PRFIN20060414_172314_000000382046_00456_21552_9036.N1	14-APR-2006 17:23:14	Bright	38.000	121	29Gam Vir	2.7400	7200.0	76	21552	No
237	GOM_NL__2PRFIN20060414_172703_000000392046_00456_21552_9037.N1	14-APR-2006 17:27:03	Bright	39.000	138	47Eps Vir	2.8280	4700.0	78	21552	No
238	GOM_NL__2PRFIN20060414_173513_000000382046_00456_21552_9038.N1	14-APR-2006 17:35:13	Bright	37.500	152	12Alp2CVn	2.8900	11000.	75	21552	No
239	GOM_NL__2PRFIN20060414_173859_000000352046_00456_21552_9039.N1	14-APR-2006 17:38:59	Bright	34.500	87	64Gam UMa	2.4330	11000.	69	21552	No
240	GOM_NL__2PRFIN20060414_174118_000000372046_00456_21552_9040.N1	14-APR-2006 17:41:18	Bright	37.000	36	50Alp UMa	1.8000	6300.0	74	21552	No
241	GOM_NL__2PRFIN20060414_174636_000000402046_00456_21552_9041.N1	14-APR-2006 17:46:36	Bright	39.500	60	7Bet UMi	2.0810	3950.0	79	21552	No
242	GOM_NL__2PRFIN20060414_174921_000000352046_00456_21552_9042.N1	14-APR-2006 17:49:21	Bright	35.000	49	1Alp UMi	1.9900	6300.0	70	21552	No
243	GOM_NL__2PRFIN20060414_175640_000000482046_00456_21552_9043.N1	14-APR-2006 17:56:40	Bright	48.000	89	5Alp Cep	2.4510	8000.0	96	21552	No
244	GOM_NL__2PRFIN20060414_180631_000000372046_00456_21552_9044.N1	14-APR-2006 18:06:31	Bright	37.000	164	44Eta Peg	2.9480	5400.0	74	21552	No
245	GOM_NL__2PRFIN20060414_181600_000000462046_00456_21552_9045.N1	14-APR-2006 18:16:00	Dark	45.500	162	34Alp Aqr	2.9440	5350.0	91	21552	No
246	GOM_NL__2PRFIN20060414_181834_000000332046_00456_21552_9046.N1	14-APR-2006 18:18:34	Dark	33.000	154	22Bet Aqr	2.8990	5700.0	66	21552	No
247	GOM_NL__2PRFIN20060414_182059_000000432046_00456_21552_9047.N1	14-APR-2006 18:20:59	Dark	42.500	142	49Del Cap	2.8500	8900.0	85	21552	No
248	GOM_NL__2PRFIN20060414_182618_000000402046_00456_21552_9048.N1	14-APR-2006 18:26:18	Dark	39.500	172	Gam Gru	3.0030	13100.	79	21552	No
249	GOM_NL__2PRFIN20060414_183318_000000392046_00457_21553_9028.N1	14-APR-2006 18:33:18	Dark	39.000	45	Alp Pav	1.9400	26000.	78	21553	No
250	GOM_NL__2PRFIN20060414_184042_000000392046_00457_21553_9029.N1	14-APR-2006 18:40:42	Dark	39.000	43	Alp TrA	1.9100	4250.0	78	21553	No
251	GOM_NL__2PRFIN20060414_184246_000000382046_00457_21553_9030.N1	14-APR-2006 18:42:46	Dark	38.000	134	Bet TrA	2.8100	6600.0	76	21553	No
252	GOM_NL__2PRFIN20060414_184511_000000432046_00457_21553_9031.N1	14-APR-2006 18:45:11	Straylight	42.500	4	Alp1Cen	-0.010000	5800.0	85	21553	No
253	GOM_NL__2PRFIN20060414_184820_000000432046_00457_21553_9032.N1	14-APR-2006 18:48:20	Straylight	42.500	78	Alp Lup	2.3040	28000.	85	21553	No
254	GOM_NL__2PRFIN20060414_184956_000000432046_00457_21553_9033.N1	14-APR-2006 18:49:56	Straylight	42.500	81	Eta Cen	2.3560	28000.	85	21553	No
255	GOM_NL__2PRFIN20060414_185220_000000492046_00457_21553_9034.N1	14-APR-2006 18:52:20	Straylight	48.500	54	5The Cen	2.0550	4500.0	97	21553	No
256	GOM_NL__2PRFIN20060414_185731_000000432046_00457_21553_9035.N1	14-APR-2006 18:57:31	Twi_and_stray	43.000	106	9Bet Crv	2.6480	5600.0	86	21553	No
257	GOM_NL__2PRFIN20060414_185921_000000522046_00457_21553_9036.N1	14-APR-2006 18:59:21	Bright	52.000	100	4Gam Crv	2.5800	13100.	104	21553	No
258	GOM_NL__2PRFIN20060414_190350_000000372046_00457_21553_9037.N1	14-APR-2006 19:03:50	Bright	37.000	121	29Gam Vir	2.7400	7200.0	74	21553	No
259	GOM_NL__2PRFIN20060414_190739_000000402046_00457_21553_9038.N1	14-APR-2006 19:07:39	Bright	39.500	138	47Eps Vir	2.8280	4700.0	79	21553	No
260	GOM_NL__2PRFIN20060414_191548_000000382046_00457_21553_9039.N1	14-APR-2006 19:15:48	Bright	38.000	152	12Alp2CVn	2.8900	11000.	76	21553	No
261	GOM_NL__2PRFIN20060414_191935_000000352046_00457_21553_9040.N1	14-APR-2006 19:19:35	Bright	34.500	87	64Gam UMa	2.4330	11000.	69	21553	No
262	GOM_NL__2PRFIN20060414_192154_000000362046_00457_21553_9041.N1	14-APR-2006 19:21:54	Bright	36.000	36	50Alp UMa	1.8000	6300.0	72	21553	No
263	GOM_NL__2PRFIN20060414_192712_000000392046_00457_21553_9042.N1	14-APR-2006 19:27:12	Bright	39.000	60	7Bet UMi	2.0810	3950.0	78	21553	No
264	GOM_NL__2PRFIN20060414_192957_000000352046_00457_21553_9043.N1	14-APR-2006 19:29:57	Bright	35.000	49	1Alp UMi	1.9900	6300.0	70	21553	No
265	GOM_NL__2PRFIN20060414_193716_000000362046_00457_21553_9044.N1	14-APR-2006 19:37:16	Bright	36.000	89	5Alp Cep	2.4510	8000.0	72	21553	No
266	GOM_NL__2PRFIN20060414_194707_000000392046_00457_21553_9045.N1	14-APR-2006 19:47:07	Bright	38.500	164	44Eta Peg	2.9480	5400.0	77	21553	No
267	GOM_NL__2PRFIN20060414_195636_000000432046_00457_21553_9046.N1	14-APR-2006 19:56:36	Dark	42.500	162	34Alp Aqr	2.9440	5350.0	85	21553	No
268	GOM_NL__2PRFIN20060414_195911_000000332046_00457_21553_9047.N1	14-APR-2006 19:59:11	Dark	33.000	154	22Bet Aqr	2.8990	5700.0	66	21553	No
269	GOM_NL__2PRFIN20060414_200135_000000442046_00457_21553_9048.N1	14-APR-2006 20:01:35	Dark	43.500	142	49Del Cap	2.8500	8900.0	87	21553	No
270	GOM_NL__2PRFIN20060414_200654_000000382046_00457_21553_9049.N1	14-APR-2006 20:06:54	Dark	38.000	172	Gam Gru	3.0030	13100.	76	21553	No
271	GOM_NL__2PRFIN20060414_201354_000000392046_00458_21554_9028.N1	14-APR-2006 20:13:54	Dark	39.000	45	Alp Pav	1.9400	26000.	78	21554	No
272	GOM_NL__2PRFIN20060414_202118_000000422046_00458_21554_9029.N1	14-APR-2006 20:21:18	Dark	41.500	43	Alp TrA	1.9100	4250.0	83	21554	No
273	GOM_NL__2PRFIN20060414_202323_000000412046_00458_21554_9030.N1	14-APR-2006 20:23:23	Dark	40.500	134	Bet TrA	2.8100	6600.0	81	21554	No
274	GOM_NL__2PRFIN20060414_202548_000000512046_00458_21554_9031.N1	14-APR-2006 20:25:48	Straylight	51.000	4	Alp1Cen	-0.010000	5800.0	102	21554	No
275	GOM_NL__2PRFIN20060414_202857_000000432046_00458_21554_9032.N1	14-APR-2006 20:28:57	Straylight	43.000	78	Alp Lup	2.3040	28000.	86	21554	No
276	GOM_NL__2PRFIN20060414_203033_000000422046_00458_21554_9033.N1	14-APR-2006 20:30:33	Straylight	42.000	81	Eta Cen	2.3560	28000.	84	21554	No
277	GOM_NL__2PRFIN20060414_203256_000000472046_00458_21554_9034.N1	14-APR-2006 20:32:56	Straylight	47.000	54	5The Cen	2.0550	4500.0	94	21554	No
278	GOM_NL__2PRFIN20060414_203742_000000422046_00458_21554_9035.N1	14-APR-2006 20:37:42	Twi_and_stray	42.000	169	46Gam Hya	2.9910	4700.0	84	21554	No

279	GOM_NL__2PRFIN20060414_203957_000000442046_00458_21554_9036.N1	14-APR-2006 20:39:57	Bright	44.000	100	4Gam Crv	2.5800	13100.	88	21554	No
280	GOM_NL__2PRFIN20060414_204426_000000392046_00458_21554_9037.N1	14-APR-2006 20:44:26	Bright	38.500	121	29Gam Vir	2.7400	7200.0	77	21554	No
281	GOM_NL__2PRFIN20060414_204815_000000402046_00458_21554_9038.N1	14-APR-2006 20:48:15	Bright	40.000	138	47Eps Vir	2.8280	4700.0	80	21554	No
282	GOM_NL__2PRFIN20060414_205624_000000372046_00458_21554_9039.N1	14-APR-2006 20:56:24	Bright	37.000	152	12Alp2CVn	2.8900	11000.	74	21554	No
283	GOM_NL__2PRFIN20060414_210011_000000362046_00458_21554_9040.N1	14-APR-2006 21:00:11	Bright	36.000	87	64Gam UMa	2.4330	11000.	72	21554	No
284	GOM_NL__2PRFIN20060414_210230_000000372046_00458_21554_9041.N1	14-APR-2006 21:02:30	Bright	37.000	36	50Alp UMa	1.8000	6300.0	74	21554	No
285	GOM_NL__2PRFIN20060414_210748_000000412046_00458_21554_9042.N1	14-APR-2006 21:07:48	Bright	40.500	60	7Bet UMi	2.0810	3950.0	81	21554	No
286	GOM_NL__2PRFIN20060414_211033_000000392046_00458_21554_9043.N1	14-APR-2006 21:10:33	Bright	39.000	49	1Alp UMi	1.9900	6300.0	78	21554	No
287	GOM_NL__2PRFIN20060414_211752_000000382046_00458_21554_9044.N1	14-APR-2006 21:17:52	Bright	38.000	89	5Alp Cep	2.4510	8000.0	76	21554	No
288	GOM_NL__2PRFIN20060414_212743_000000352046_00458_21554_9045.N1	14-APR-2006 21:27:43	Bright	34.500	164	44Eta Peg	2.9480	5400.0	69	21554	No
289	GOM_NL__2PRFIN20060414_213712_000000452046_00458_21554_9046.N1	14-APR-2006 21:37:12	Dark	44.500	162	34Alp Aqr	2.9440	5350.0	89	21554	No
290	GOM_NL__2PRFIN20060414_214211_000000452046_00458_21554_9047.N1	14-APR-2006 21:42:11	Dark	45.000	142	49Del Cap	2.8500	8900.0	90	21554	No
291	GOM_NL__2PRFIN20060414_214731_000000382046_00458_21554_9048.N1	14-APR-2006 21:47:31	Dark	38.000	172	Gam Gru	3.0030	13100.	76	21554	No
292	GOM_NL__2PRFIN20060414_215431_000000402046_00459_21555_9028.N1	14-APR-2006 21:54:31	Dark	39.500	45	Alp Pav	1.9400	26000.	79	21555	No
293	GOM_NL__2PRFIN20060414_220154_000000412046_00459_21555_9029.N1	14-APR-2006 22:01:54	Dark	41.000	43	Alp TrA	1.9100	4250.0	82	21555	No
294	GOM_NL__2PRFIN20060414_220359_000000392046_00459_21555_9030.N1	14-APR-2006 22:03:59	Dark	38.500	134	Bet TrA	2.8100	6600.0	77	21555	No
295	GOM_NL__2PRFIN20060414_220624_000000452046_00459_21555_9031.N1	14-APR-2006 22:06:24	Straylight	44.500	4	Alp1Cen	-0.010000	5800.0	89	21555	No
296	GOM_NL__2PRFIN20060414_220933_000000422046_00459_21555_9032.N1	14-APR-2006 22:09:33	Straylight	41.500	78	Alp Lup	2.3040	28000.	83	21555	No
297	GOM_NL__2PRFIN20060414_221109_000000422046_00459_21555_9033.N1	14-APR-2006 22:11:09	Straylight	42.000	81	Eta Cen	2.3560	28000.	84	21555	No
298	GOM_NL__2PRFIN20060414_221332_000000462046_00459_21555_9034.N1	14-APR-2006 22:13:32	Straylight	45.500	54	5The Cen	2.0550	4500.0	91	21555	No
299	GOM_NL__2PRFIN20060414_221818_000000442046_00459_21555_9035.N1	14-APR-2006 22:18:18	Tw_i_and_stray	44.000	169	46Gam Hya	2.9910	4700.0	88	21555	No
300	GOM_NL__2PRFIN20060414_222033_000000372046_00459_21555_9036.N1	14-APR-2006 22:20:33	Bright	36.500	100	4Gam Crv	2.5800	13100.	73	21555	No
301	GOM_NL__2PRFIN20060414_222502_000000382046_00459_21555_9037.N1	14-APR-2006 22:25:02	Bright	38.000	121	29Gam Vir	2.7400	7200.0	76	21555	No
302	GOM_NL__2PRFIN20060414_222851_000000392046_00459_21555_9038.N1	14-APR-2006 22:28:51	Bright	39.000	138	47Eps Vir	2.8280	4700.0	78	21555	No
303	GOM_NL__2PRFIN20060414_223700_000000472046_00459_21555_9039.N1	14-APR-2006 22:37:00	Bright	47.000	152	12Alp2CVn	2.8900	11000.	94	21555	No
304	GOM_NL__2PRFIN20060414_224047_000000362046_00459_21555_9040.N1	14-APR-2006 22:40:47	Bright	36.000	87	64Gam UMa	2.4330	11000.	72	21555	No
305	GOM_NL__2PRFIN20060414_224306_000000342046_00459_21555_9041.N1	14-APR-2006 22:43:06	Bright	33.500	36	50Alp UMa	1.8000	6300.0	67	21555	No
306	GOM_NL__2PRFIN20060414_224823_000000402046_00459_21555_9042.N1	14-APR-2006 22:48:23	Bright	40.000	60	7Bet UMi	2.0810	3950.0	80	21555	No
307	GOM_NL__2PRFIN20060414_225109_000000362046_00459_21555_9043.N1	14-APR-2006 22:51:09	Bright	36.000	49	1Alp UMi	1.9900	6300.0	72	21555	No
308	GOM_NL__2PRFIN20060414_225828_000000382046_00459_21555_9044.N1	14-APR-2006 22:58:28	Bright	37.500	89	5Alp Cep	2.4510	8000.0	75	21555	No
309	GOM_NL__2PRFIN20060414_230819_000000532046_00459_21555_9045.N1	14-APR-2006 23:08:19	Bright	53.000	164	44Eta Peg	2.9480	5400.0	106	21555	No
310	GOM_NL__2PRFIN20060414_231749_000000462046_00459_21555_9046.N1	14-APR-2006 23:17:49	Dark	45.500	162	34Alp Aqr	2.9440	5350.0	91	21555	No
311	GOM_NL__2PRFIN20060414_232248_000000412046_00459_21555_9047.N1	14-APR-2006 23:22:48	Dark	41.000	142	49Del Cap	2.8500	8900.0	82	21555	No
312	GOM_NL__2PRFIN20060414_233507_000000392046_00460_21556_9028.N1	14-APR-2006 23:35:07	Dark	39.000	45	Alp Pav	1.9400	26000.	78	21556	No
313	GOM_NL__2PRFIN20060414_234230_000000482046_00460_21556_9029.N1	14-APR-2006 23:42:30	Dark	47.500	43	Alp TrA	1.9100	4250.0	95	21556	No
314	GOM_NL__2PRFIN20060414_234435_000000402046_00460_21556_9030.N1	14-APR-2006 23:44:35	Dark	39.500	134	Bet TrA	2.8100	6600.0	79	21556	No
315	GOM_NL__2PRFIN20060414_234700_000000472046_00460_21556_9031.N1	14-APR-2006 23:47:00	Straylight	47.000	4	Alp1Cen	-0.010000	5800.0	94	21556	No
316	GOM_NL__2PRFIN20060414_235009_000000452046_00460_21556_9032.N1	14-APR-2006 23:50:09	Straylight	44.500	78	Alp Lup	2.3040	28000.	89	21556	No
317	GOM_NL__2PRFIN20060414_235145_000000472046_00460_21556_9033.N1	14-APR-2006 23:51:45	Straylight	46.500	81	Eta Cen	2.3560	28000.	93	21556	No
318	GOM_NL__2PRFIN20060414_235409_000000492046_00460_21556_9034.N1	14-APR-2006 23:54:09	Straylight	49.000	54	5The Cen	2.0550	4500.0	98	21556	No
319	GOM_NL__2PRFIN20060414_235919_000000432046_00460_21556_9035.N1	14-APR-2006 23:59:19	Tw_i_and_stray	42.500	106	9Bet Crv	2.6480	5600.0	85	21556	No

### 3. Quality information per product

In this section it is plotted some information contained in the Quality Summary data set of the level 2 products. Only products in dark limb conditions and without errors (error flag in the MPH set to "0") are used.

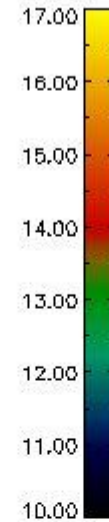
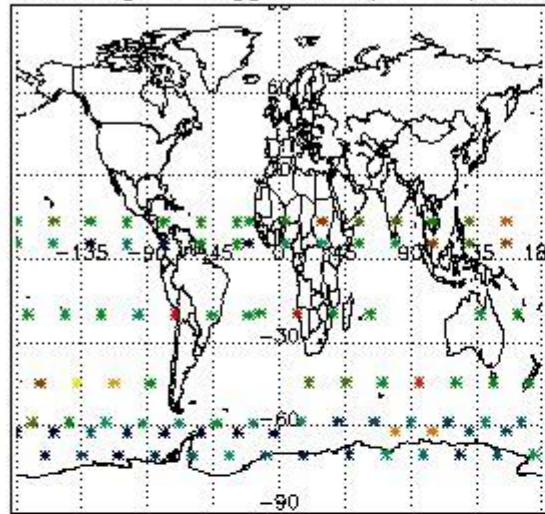
#### 3.1 Plot quality information per product (time dependant)



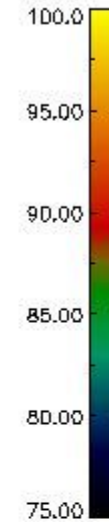
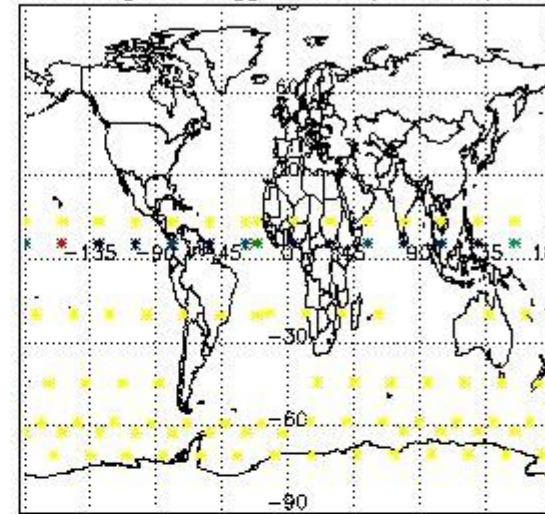
*3.2 Plot quality information per product (world map)*



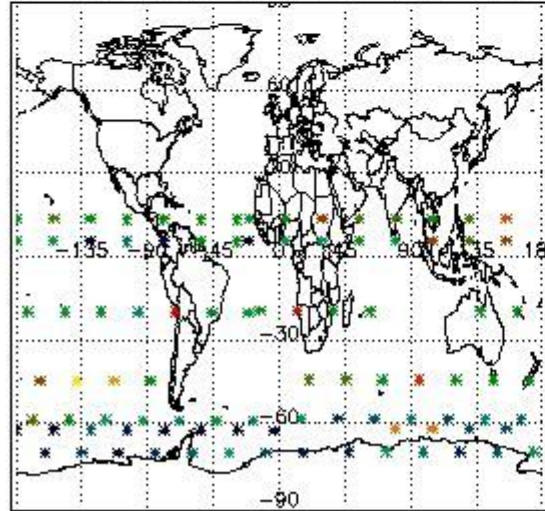
Percentage of flagged data per O3 profile



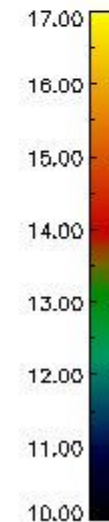
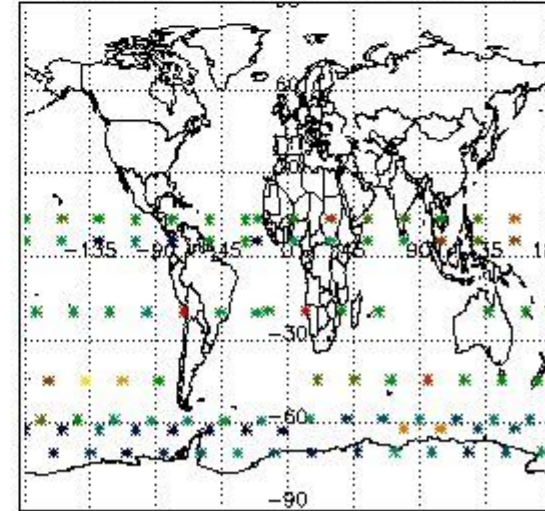
Percentage of flagged data per H2O profile



Percentage of flagged data per NO2 profile



Percentage of flagged data per NO3 profile

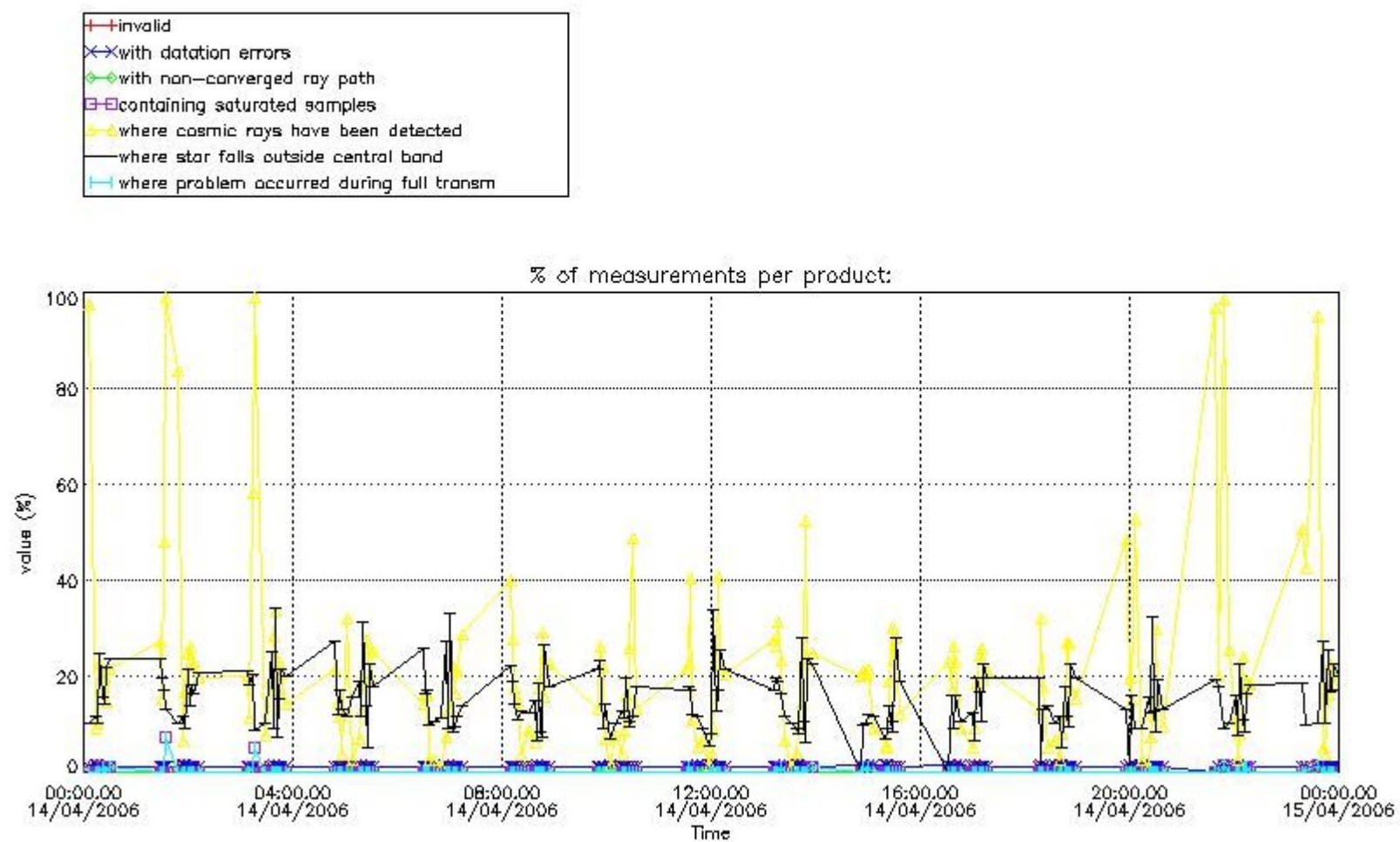


#### 4. Level 1 quality information per product

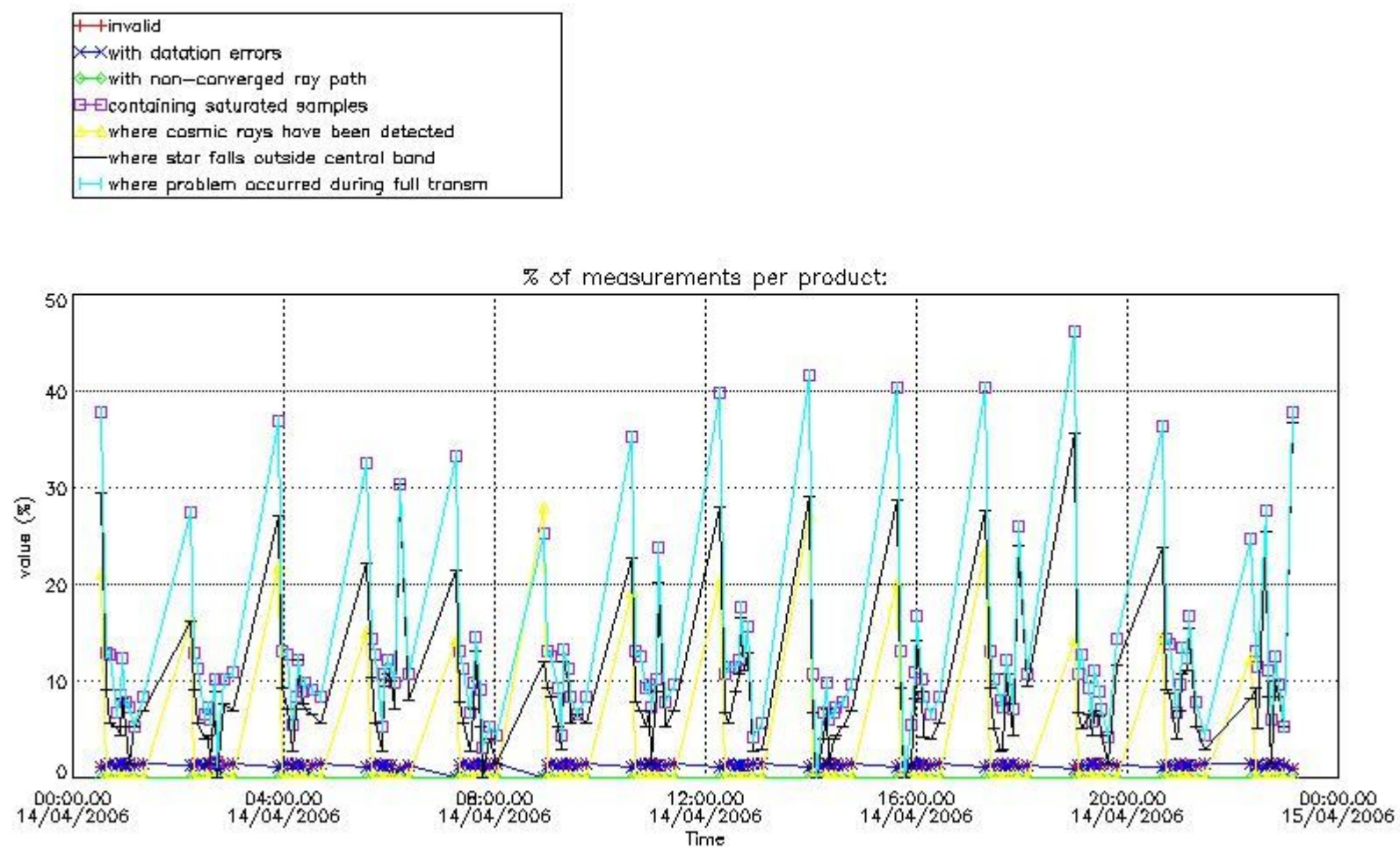
In this section it is plotted some information contained in the Quality Summary data set of the level 2 products that comes from the level 1b processing. Products without errors (error flag in the MPH set to "0") are used.

##### 4.1 Plot quality information per product (time dependant) coming from level 1b processing

###### 4.1.1 Plot level 1 quality information per product (time dependant): ENVISAT ASCENDING passes

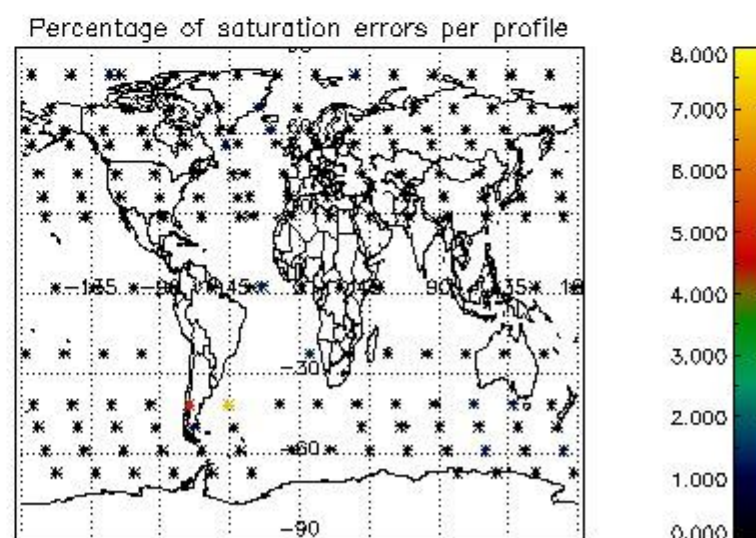
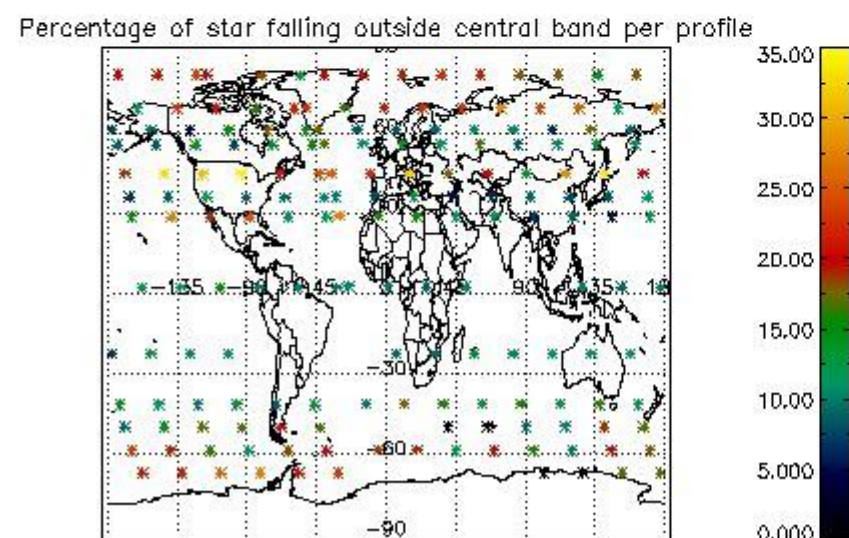
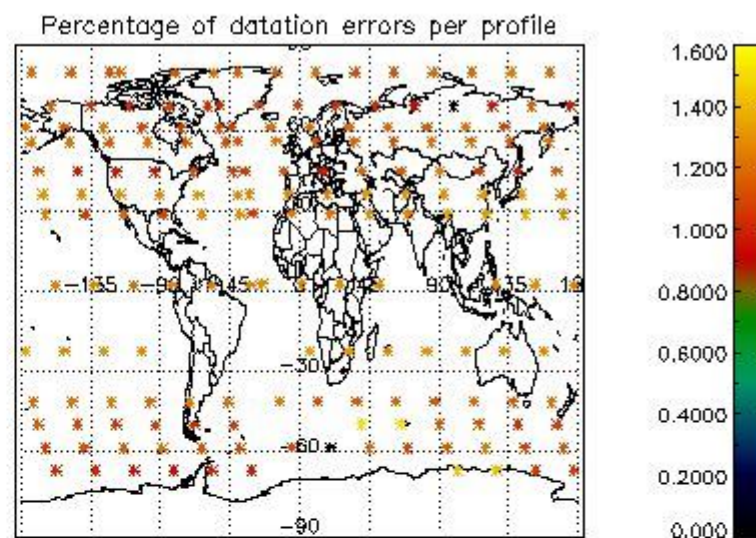
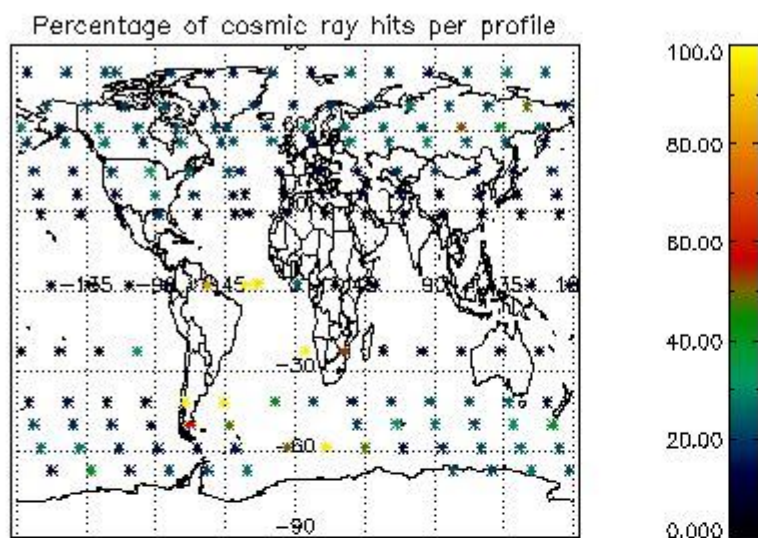


4.1.2 Plot level 1 quality information per product (time dependant): ENVI SAT DESCENDING passes

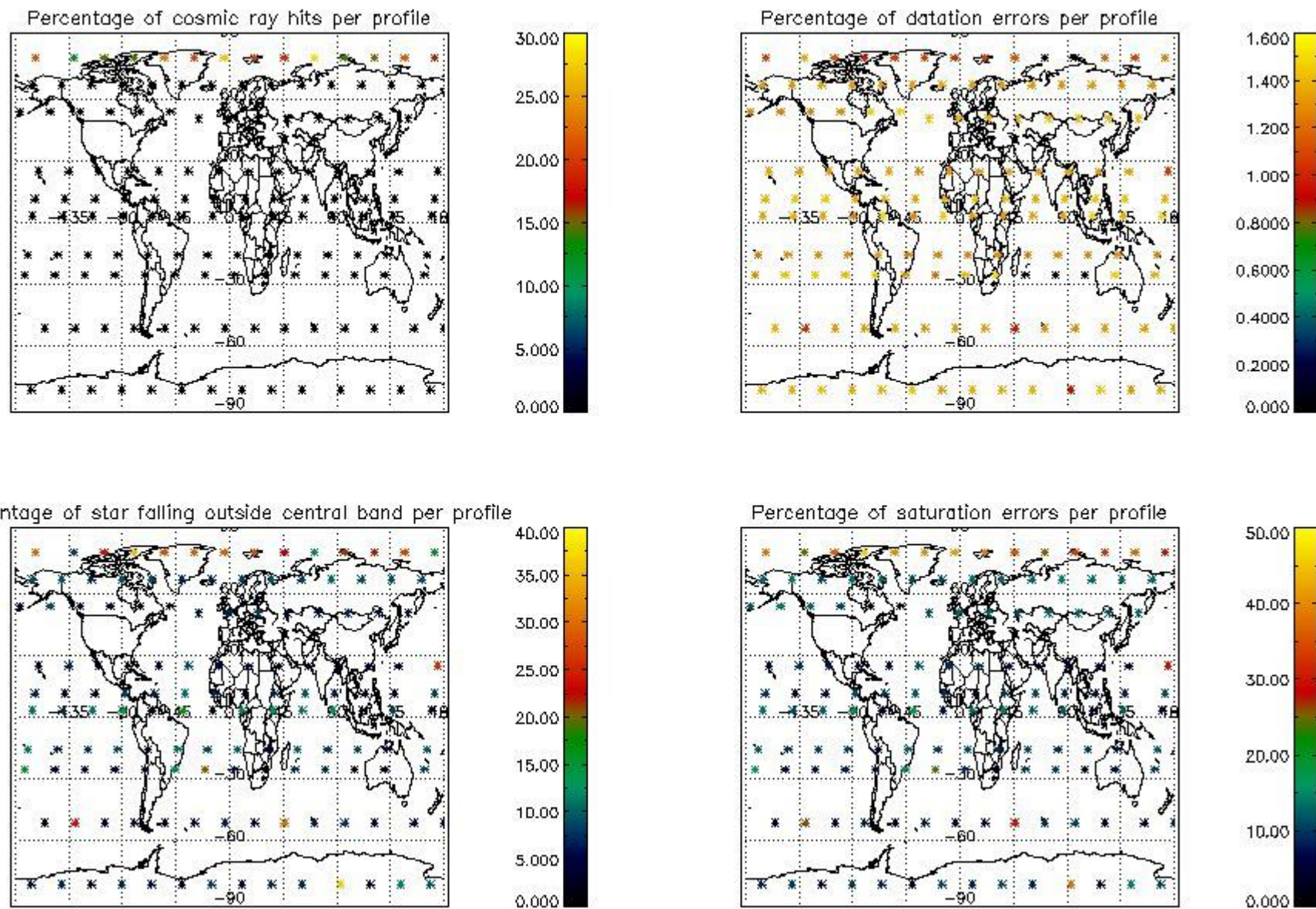


*4.2 Plot quality information per product coming from level 1b processing (world map)*

*4.2.1 Plot level 1 quality information per product (world map): ENVISAT ASCENDING passes*



4.2.2 Plot level 1 quality information per product (world map): ENVISAT DESCENDING passes



## 5. Trace gas profiles

### 5.1 Ozone statistics based on quality of products

The final quality of the products can be "measured" using the STD (Standard Deviation) attached to every point profile. This information is written to the parameter GOM\_NL\_\_2P/NL\_LOCAL\_SPECIES\_DENSITY/o3\_std of the level 2 products. The table below shows the statistics for given STD ranges.

The statistics are given with respect to the overall valid production:

- Products without fatal errors: GOM\_NL\_\_2P/MPH/PRODUCT\_ERR=0
- Valid point profile: GOM\_NL\_\_2P/NL\_LOCAL\_SPECIES\_DENSITY/pcd(0)=0

The 'Criteria' is applied to valid points of dark limb products:

- Products in dark limb illumination condition: GOM\_NL\_\_2P/NL\_SUMMARY\_QUALITY/obs\_ill\_cond=0
- Products without fatal errors: GOM\_NL\_\_2P/MPH/PRODUCT\_ERR=0
- Valid point profile: GOM\_NL\_\_2P/NL\_LOCAL\_SPECIES\_DENSITY/pcd(0)=0

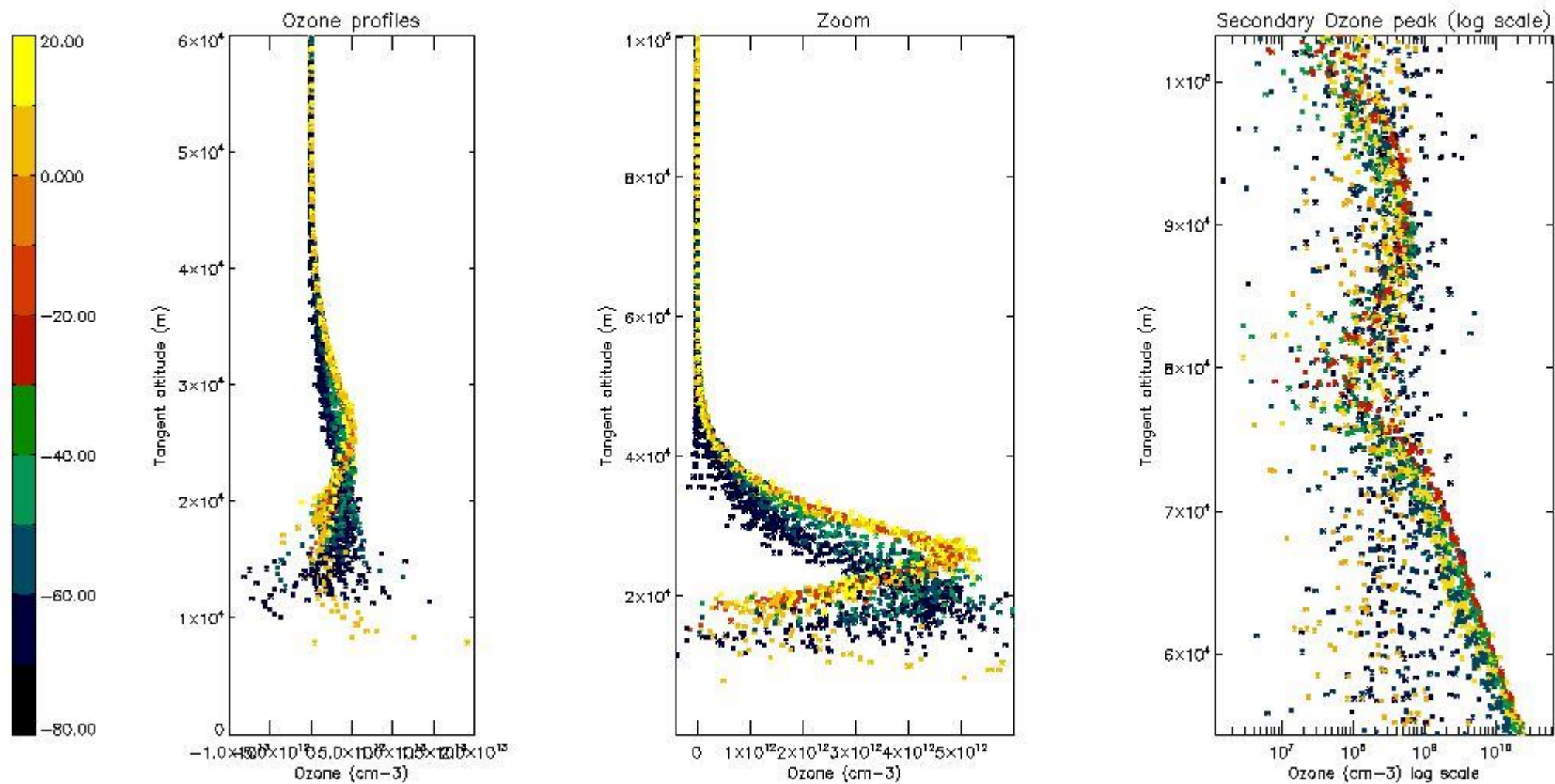
So, the table below shows the percentage of dark limb and valid observations for each criteria with respect to the overall valid daily observations.

Criteria	% of total production
All STD	30
STD < 20	13

STD < 10	8
STD < 5	3

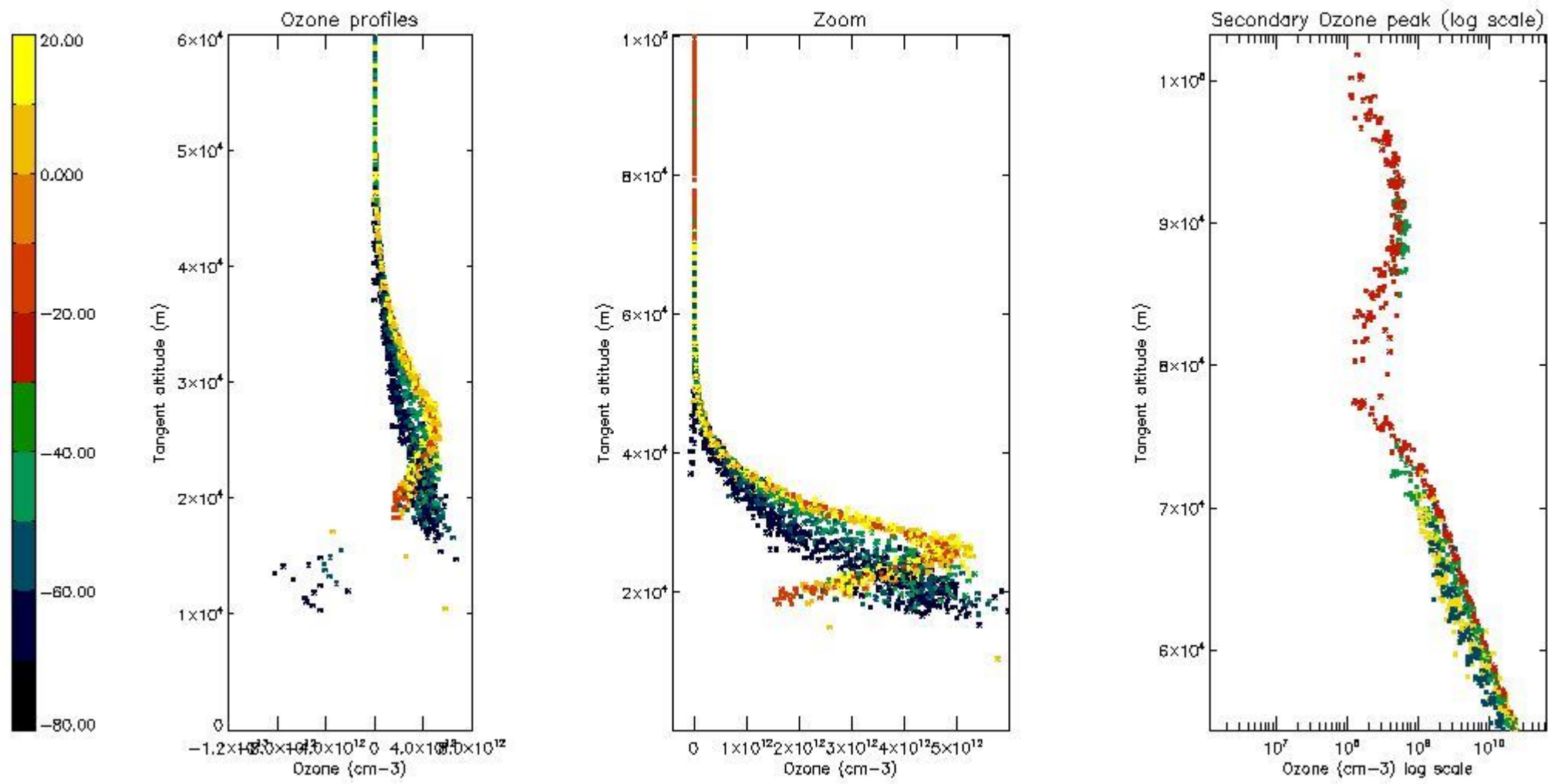
5.2 Plot ozone profiles for all STD (dark without errors)

The colorbar represents the latitude.



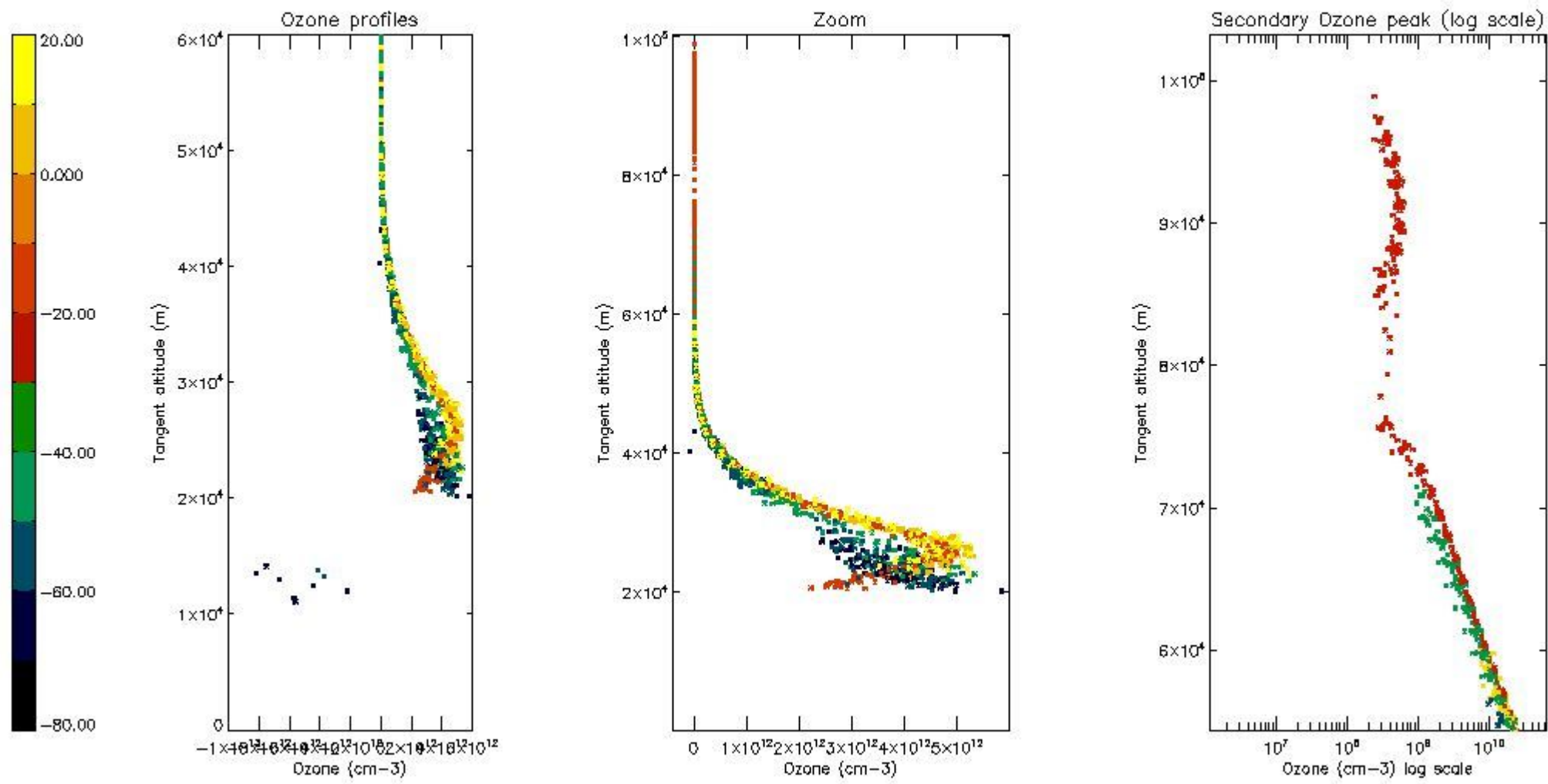
5.3 Plot ozone profiles where STD < 20% (dark without errors)

The colorbar represents the latitude.



*5.4 Plot ozone profiles where STD < 10% (dark without errors)*

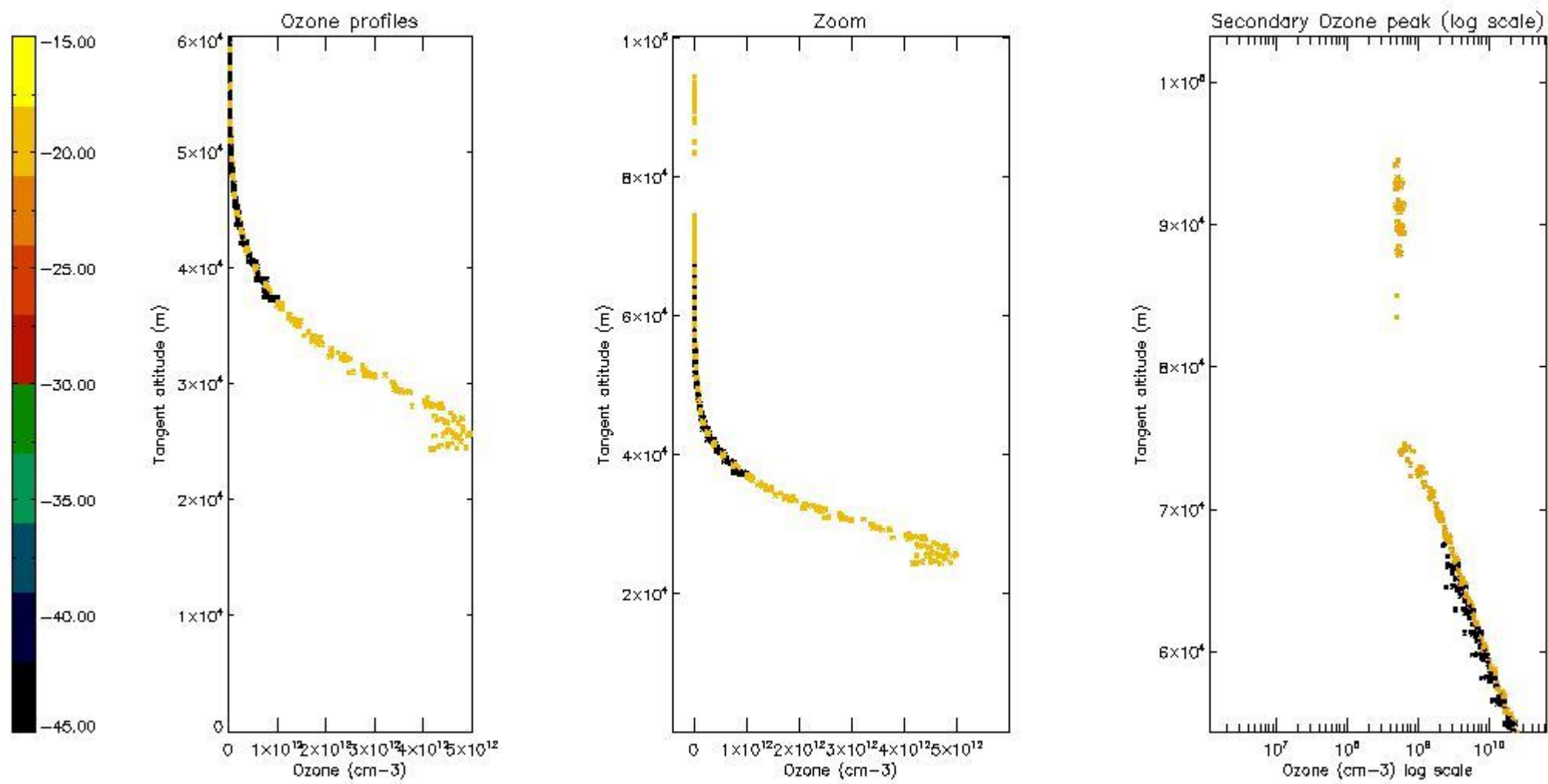
The colorbar represents the latitude.



*5.5 Plot ozone profiles where  $STD < 5\%$  (dark without errors)*

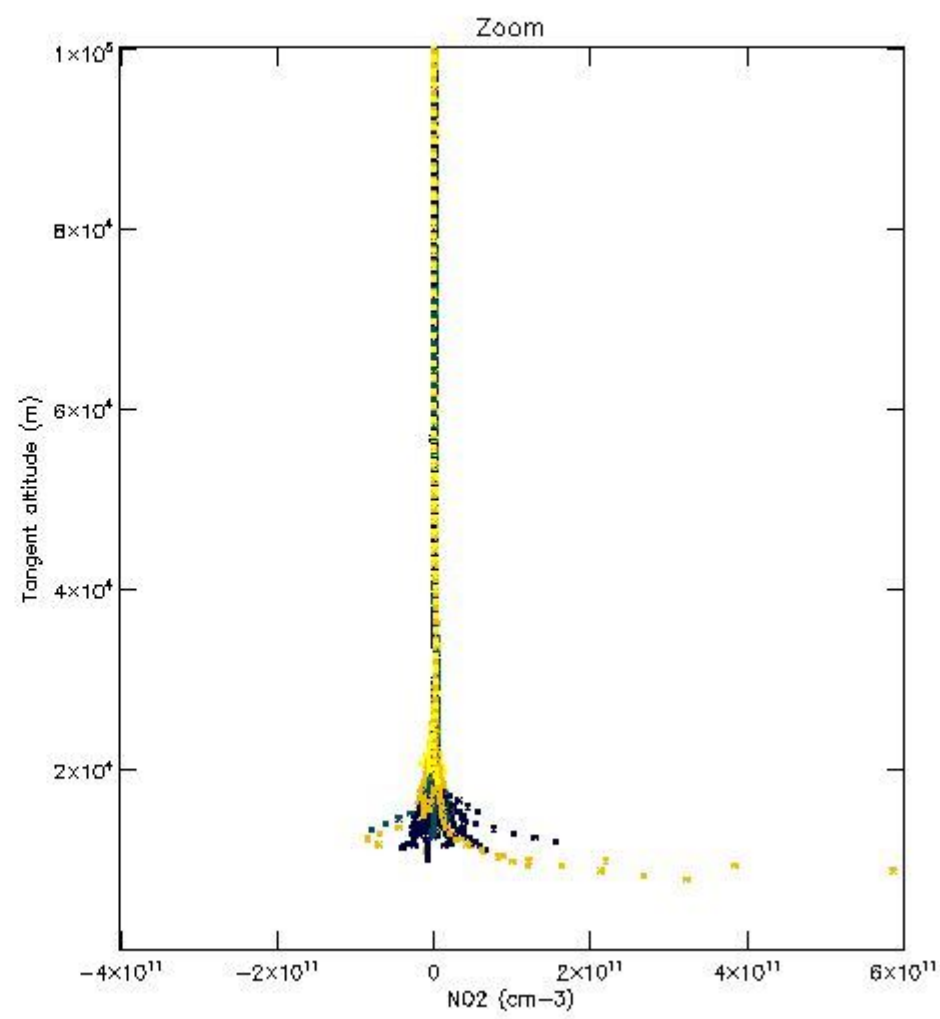
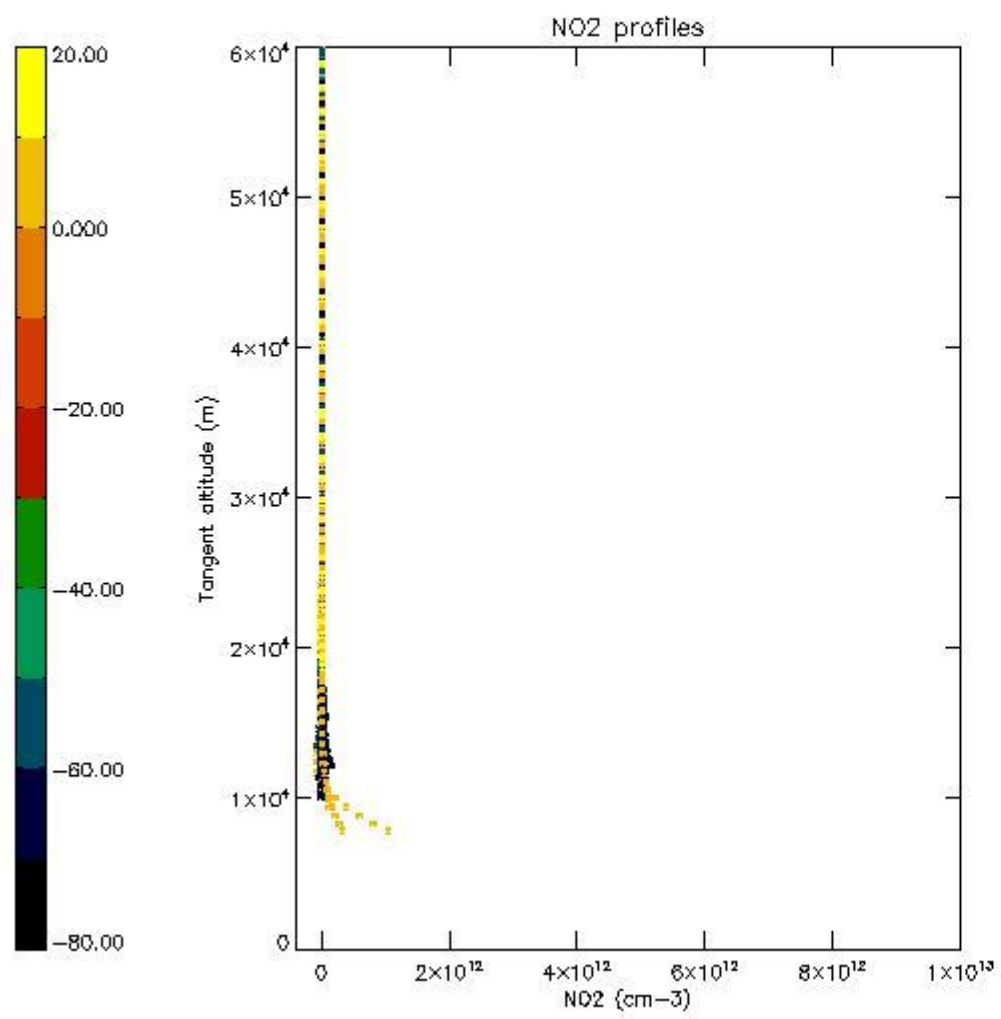
The colorbar represents the latitude.





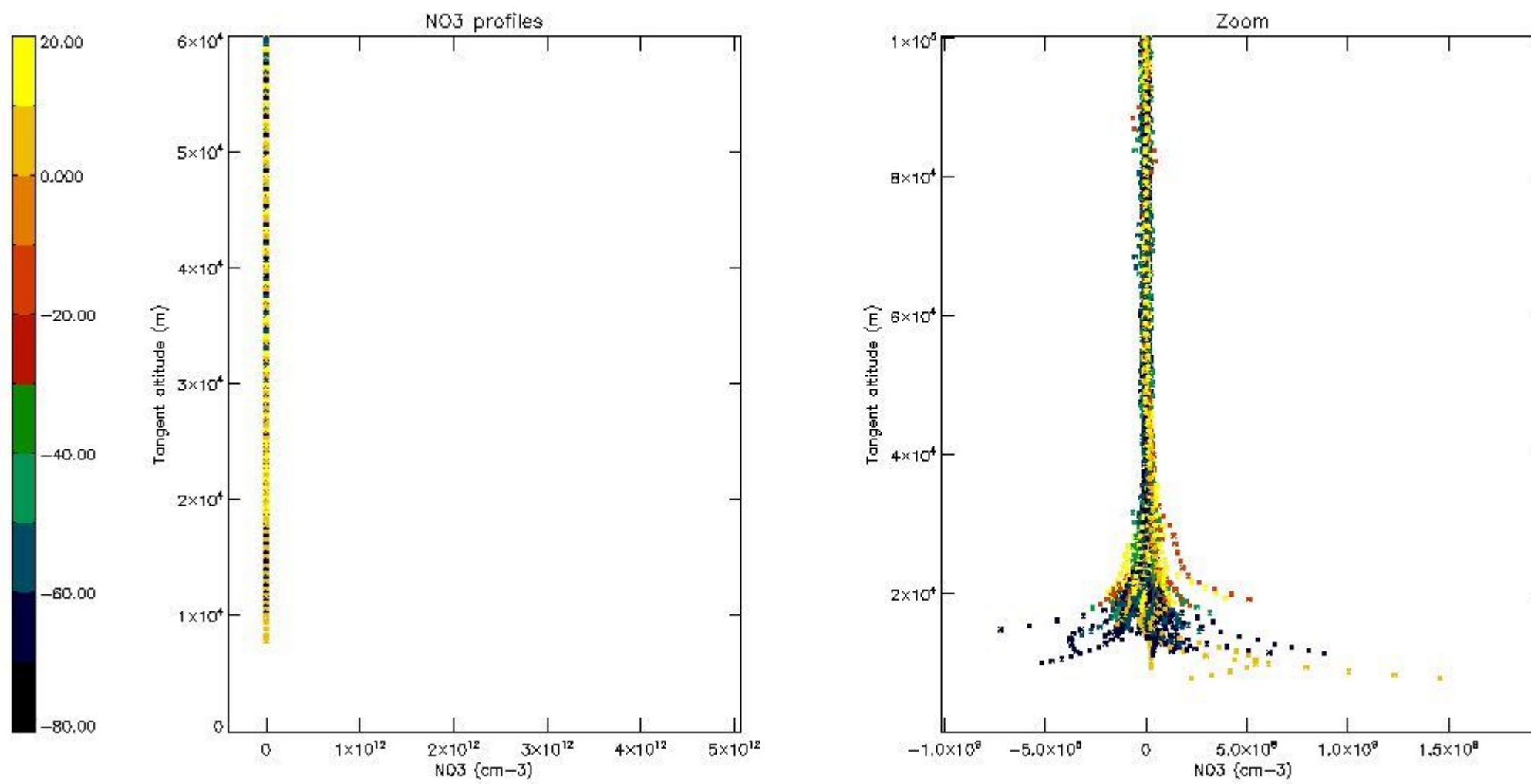
*5.6 Plot NO<sub>2</sub> profiles for all STD (dark without errors)*

The colorbar represents the latitude.



*5.7 Plot NO3 profiles for all STD (dark without errors)*

The colorbar represents the latitude.



## 6. Auxiliary Data Files used for the production reported in section 2

The number reported in the third column indicates since which file (see list in section 2) the corresponding auxiliary file has been used. The fourth column is the date of those product files.

Type	Auxiliary Filename	Used since product	Used since product date
INST_PHYS_CHARACTERISTICS	GOM_INS_AXVIEC20091111_143220_20030716_120000_20500101_000000	1	14-APR-2006 00:06:36
LEVEL-2_PROC_CONFIG	GOM_PR2_AXVIEC20091111_152718_20020301_000000_20500101_000000	1	14-APR-2006 00:06:36
CROSS_SECTIONS_FILE	GOM_CRS_AXVIEC20091111_154832_20020301_000000_20500101_000000	1	14-APR-2006 00:06:36

# GOMOS Level 2 Daily Report

## SUMMARY

### [1. General Info](#)

### [2. Summary of processed GOM\\_NL\\_2P products](#)

### [3. Level 2 Quality information per product](#)

#### [3.1 Plot of level 2 quality information per product \(time dependant\)](#)

#### [3.2 Plot of level 2 quality information per product \(world map\)](#)

### [4. Level 1 Quality information per product \(stored on level 2 products\)](#)

#### [4.1 Plot of level 1 quality information per product \(time dependant\)](#)

##### [4.1.1 Plot of level 1 quality information per product \(time dependant\): ASCENDING](#)

##### [4.1.2 Plot of level 1 quality information per product \(time dependant\): DESCENDING](#)

#### [4.2 Plot of level 1 quality information per product \(world map\)](#)

##### [4.2.1 Plot of level 1 quality information per product \(world map\): ASCENDING](#)

##### [4.2.2 Plot of level 1 quality information per product \(world map\): DESCENDING](#)

### [5. Ozone profiles based on quality statistics and other trace gas profiles](#)

#### [5.1 Ozone statistics based on quality of products](#)

#### [5.2 Plot ozone profiles for all STD \(dark without errors\)](#)

#### [5.3 Plot ozone profiles where STD < 20% \(dark without errors\)](#)

#### [5.4. Plot ozone profiles where STD < 10% \(dark without errors\)](#)

#### [5.5. Plot ozone profiles where STD < 5% \(dark without errors\)](#)

#### [5.6 Plot NO2 profiles for all STD \(dark without errors\)](#)

#### [5.7 Plot NO3 profiles for all STD \(dark without errors\)](#)

#### [5.8 Plot H2O profiles \(only for occultations of stars 1,2,3,4,13,14,16,26,63 dark without errors\) for all STD](#)

### [6. Auxiliary Data Files used for the production reported in section 2](#)

This report presents the daily analysis on parameters extracted from GOMOS level 2 data (GOM\_NL\_\_2P). It is intended to monitor some important parameters that will impact the quality of these products. A list of level 2 products (and content) that have arrived during the reporting day to the PCF is also given.

Item	Value
Time of report generation	23APR2013 18:13:55
Data source version	GOMOS/6.01
Start time of products	14-04-2006 (14APR2006 00:00:00)
Stop time of products	15-04-2006 (15APR2006 00:00:00)
Store outputs in DB	Yes
Nb of level 2 prods	319
Nb of prods with errors	0

## 2. Summary of processed GOM\_NL\_\_2P products.

Nr	Filename	UTC Start time	Limb	Duration	Star Id	Star Name	Star Mag	Star Temp	Nb Meas	Orbit	Prod. error
1	GOM_NL__2PRFIN20060414_000636_000000402046_00446_21542_9008.N1	14-APR-2006 00:06:36	Dark	40.000	45	Alp Pav	1.9400	26000.	80	21542	No
2	GOM_NL__2PRFIN20060414_001401_000000392046_00446_21542_9009.N1	14-APR-2006 00:14:01	Dark	39.000	43	Alp TrA	1.9100	4250.0	78	21542	No
3	GOM_NL__2PRFIN20060414_001606_000000392046_00446_21542_9010.N1	14-APR-2006 00:16:06	Dark	39.000	134	Bet TrA	2.8100	6600.0	78	21542	No
4	GOM_NL__2PRFIN20060414_001832_000000472046_00446_21542_9011.N1	14-APR-2006 00:18:32	Straylight	46.500	4	Alp1Cen	-0.010000	5800.0	93	21542	No
5	GOM_NL__2PRFIN20060414_002139_000000452046_00446_21542_9012.N1	14-APR-2006 00:21:39	Straylight	44.500	78	Alp Lup	2.3040	28000.	89	21542	No
6	GOM_NL__2PRFIN20060414_002315_000000462046_00446_21542_9013.N1	14-APR-2006 00:23:15	Straylight	45.500	81	Eta Cen	2.3560	28000.	91	21542	No
7	GOM_NL__2PRFIN20060414_002540_000000492046_00446_21542_9014.N1	14-APR-2006 00:25:40	Straylight	48.500	54	5The Cen	2.0550	4500.0	97	21542	No
8	GOM_NL__2PRFIN20060414_003053_000000452046_00446_21542_9015.N1	14-APR-2006 00:30:53	Twilight	44.500	106	9Bet Crv	2.6480	5600.0	89	21542	No
9	GOM_NL__2PRFIN20060414_003244_000000482046_00446_21542_9016.N1	14-APR-2006 00:32:44	Bright	47.500	100	4Gam Crv	2.5800	13100.	95	21542	No
10	GOM_NL__2PRFIN20060414_003714_000000392046_00446_21542_9017.N1	14-APR-2006 00:37:14	Bright	38.500	121	29Gam Vir	2.7400	7200.0	77	21542	No
11	GOM_NL__2PRFIN20060414_004157_000000362046_00446_21542_9018.N1	14-APR-2006 00:41:57	Bright	35.500	62	94Bet Leo	2.1360	9700.0	71	21542	No
12	GOM_NL__2PRFIN20060414_004916_000000382046_00446_21542_9019.N1	14-APR-2006 00:49:16	Bright	37.500	152	12Alp2CVn	2.8900	11000.	75	21542	No
13	GOM_NL__2PRFIN20060414_005300_000000352046_00446_21542_9020.N1	14-APR-2006 00:53:00	Bright	35.000	87	64Gam UMa	2.4330	11000.	70	21542	No
14	GOM_NL__2PRFIN20060414_005518_000000372046_00446_21542_9021.N1	14-APR-2006 00:55:18	Bright	36.500	36	50Alp UMa	1.8000	6300.0	73	21542	No
15	GOM_NL__2PRFIN20060414_010039_000000392046_00446_21542_9022.N1	14-APR-2006 01:00:39	Bright	38.500	60	7Bet UMi	2.0810	3950.0	77	21542	No
16	GOM_NL__2PRFIN20060414_010321_000000342046_00446_21542_9023.N1	14-APR-2006 01:03:21	Bright	34.000	49	1Alp UMi	1.9900	6300.0	68	21542	No
17	GOM_NL__2PRFIN20060414_011042_000000382046_00446_21542_9024.N1	14-APR-2006 01:10:42	Bright	37.500	89	5Alp Cep	2.4510	8000.0	75	21542	No
18	GOM_NL__2PRFIN20060414_012030_000000362046_00446_21542_9025.N1	14-APR-2006 01:20:30	Bright	36.000	164	44Eta Peg	2.9480	5400.0	72	21542	No
19	GOM_NL__2PRFIN20060414_012728_000000512046_00446_21542_9026.N1	14-APR-2006 01:27:28	Twilight	51.000	61	8Eps Peg	2.1000	3900.0	102	21542	No
20	GOM_NL__2PRFIN20060414_012956_000000462046_00446_21542_9027.N1	14-APR-2006 01:29:56	Dark	45.500	162	34Alp Aqr	2.9440	5350.0	91	21542	No
21	GOM_NL__2PRFIN20060414_013229_000000472046_00446_21542_9028.N1	14-APR-2006 01:32:29	Dark	47.000	154	22Bet Aqr	2.8990	5700.0	94	21542	No
22	GOM_NL__2PRFIN20060414_013454_000000422046_00446_21542_9029.N1	14-APR-2006 01:34:54	Dark	42.000	142	49Del Cap	2.8500	8900.0	84	21542	No
23	GOM_NL__2PRFIN20060414_014713_000000402046_00447_21543_9008.N1	14-APR-2006 01:47:13	Dark	39.500	45	Alp Pav	1.9400	26000.	79	21543	No
24	GOM_NL__2PRFIN20060414_015438_000000392046_00447_21543_9009.N1	14-APR-2006 01:54:38	Dark	39.000	43	Alp TrA	1.9100	4250.0	78	21543	No
25	GOM_NL__2PRFIN20060414_015642_000000392046_00447_21543_9010.N1	14-APR-2006 01:56:42	Dark	38.500	134	Bet TrA	2.8100	6600.0	77	21543	No
26	GOM_NL__2PRFIN20060414_015908_000000452046_00447_21543_9011.N1	14-APR-2006 01:59:08	Straylight	44.500	4	Alp1Cen	-0.010000	5800.0	89	21543	No
27	GOM_NL__2PRFIN20060414_020216_000000442046_00447_21543_9012.N1	14-APR-2006 02:02:16	Straylight	44.000	78	Alp Lup	2.3040	28000.	88	21543	No
28	GOM_NL__2PRFIN20060414_020352_000000472046_00447_21543_9013.N1	14-APR-2006 02:03:52	Straylight	47.000	81	Eta Cen	2.3560	28000.	94	21543	No
29	GOM_NL__2PRFIN20060414_020616_000000462046_00447_21543_9014.N1	14-APR-2006 02:06:16	Straylight	46.000	54	5The Cen	2.0550	4500.0	92	21543	No
30	GOM_NL__2PRFIN20060414_021129_000000442046_00447_21543_9015.N1	14-APR-2006 02:11:29	Twilight	43.500	106	9Bet Crv	2.6480	5600.0	87	21543	No
31	GOM_NL__2PRFIN20060414_021320_000000402046_00447_21543_9016.N1	14-APR-2006 02:13:20	Bright	40.000	100	4Gam Crv	2.5800	13100.	80	21543	No
32	GOM_NL__2PRFIN20060414_021750_000000392046_00447_21543_9017.N1	14-APR-2006 02:17:50	Bright	38.500	121	29Gam Vir	2.7400	7200.0	77	21543	No
33	GOM_NL__2PRFIN20060414_022233_000000362046_00447_21543_9018.N1	14-APR-2006 02:22:33	Bright	35.500	62	94Bet Leo	2.1360	9700.0	71	21543	No
34	GOM_NL__2PRFIN20060414_022951_000000382046_00447_21543_9019.N1	14-APR-2006 02:29:51	Bright	38.000	152	12Alp2CVn	2.8900	11000.	76	21543	No
35	GOM_NL__2PRFIN20060414_023336_000000352046_00447_21543_9020.N1	14-APR-2006 02:33:36	Bright	34.500	87	64Gam UMa	2.4330	11000.	69	21543	No
36	GOM_NL__2PRFIN20060414_023554_000000342046_00447_21543_9021.N1	14-APR-2006 02:35:54	Bright	33.500	36	50Alp UMa	1.8000	6300.0	67	21543	No
37	GOM_NL__2PRFIN20060414_024115_000000402046_00447_21543_9022.N1	14-APR-2006 02:41:15	Bright	39.500	60	7Bet UMi	2.0810	3950.0	79	21543	No
38	GOM_NL__2PRFIN20060414_024357_000000322046_00447_21543_9023.N1	14-APR-2006 02:43:57	Bright	31.500	49	1Alp UMi	1.9900	6300.0	63	21543	No
39	GOM_NL__2PRFIN20060414_025118_000000392046_00447_21543_9024.N1	14-APR-2006 02:51:18	Bright	39.000	89	5Alp Cep	2.4510	8000.0	78	21543	No
40	GOM_NL__2PRFIN20060414_030106_000000372046_00447_21543_9025.N1	14-APR-2006 03:01:06	Bright	36.500	164	44Eta Peg	2.9480	5400.0	73	21543	No
41	GOM_NL__2PRFIN20060414_030804_000000502046_00447_21543_9026.N1	14-APR-2006 03:08:04	Twilight	50.000	61	8Eps Peg	2.1000	3900.0	100	21543	No
42	GOM_NL__2PRFIN20060414_031032_000000442046_00447_21543_9027.N1	14-APR-2006 03:10:32	Dark	44.000	162	34Alp Aqr	2.9440	5350.0	88	21543	No

43	GOM_NL__2PRFIN20060414_031305_000000492046_00447_21543_9028.N1	14-APR-2006 03:13:05	Dark	49.000	154	22Bet Aqr	2.8990	5700.0	98	21543	No
44	GOM_NL__2PRFIN20060414_031530_000000402046_00447_21543_9029.N1	14-APR-2006 03:15:30	Dark	40.000	142	49Del Cap	2.8500	8900.0	80	21543	No
45	GOM_NL__2PRFIN20060414_032749_000000402046_00448_21544_9008.N1	14-APR-2006 03:27:49	Dark	39.500	45	Alp Pav	1.9400	26000.	79	21544	No
46	GOM_NL__2PRFIN20060414_033514_000000462046_00448_21544_9009.N1	14-APR-2006 03:35:14	Dark	46.000	43	Alp TrA	1.9100	4250.0	92	21544	No
47	GOM_NL__2PRFIN20060414_033718_000000392046_00448_21544_9010.N1	14-APR-2006 03:37:18	Dark	39.000	134	Bet TrA	2.8100	6600.0	78	21544	No
48	GOM_NL__2PRFIN20060414_033944_000000532046_00448_21544_9011.N1	14-APR-2006 03:39:44	Straylight	52.500	4	Alp1Cen	-0.010000	5800.0	105	21544	No
49	GOM_NL__2PRFIN20060414_034252_000000412046_00448_21544_9012.N1	14-APR-2006 03:42:52	Straylight	41.000	78	Alp Lup	2.3040	28000.	82	21544	No
50	GOM_NL__2PRFIN20060414_034428_000000462046_00448_21544_9013.N1	14-APR-2006 03:44:28	Straylight	45.500	81	Eta Cen	2.3560	28000.	91	21544	No
51	GOM_NL__2PRFIN20060414_034653_000000492046_00448_21544_9014.N1	14-APR-2006 03:46:53	Straylight	49.000	54	5The Cen	2.0550	4500.0	98	21544	No
52	GOM_NL__2PRFIN20060414_035206_000000432046_00448_21544_9015.N1	14-APR-2006 03:52:06	Tw_i_and_stray	42.500	106	9Bet Crv	2.6480	5600.0	85	21544	No
53	GOM_NL__2PRFIN20060414_035356_000000462046_00448_21544_9016.N1	14-APR-2006 03:53:56	Bright	46.000	100	4Gam Crv	2.5800	13100.	92	21544	No
54	GOM_NL__2PRFIN20060414_035826_000000382046_00448_21544_9017.N1	14-APR-2006 03:58:26	Bright	38.000	121	29Gam Vir	2.7400	7200.0	76	21544	No
55	GOM_NL__2PRFIN20060414_040309_000000362046_00448_21544_9018.N1	14-APR-2006 04:03:09	Bright	35.500	62	94Bet Leo	2.1360	9700.0	71	21544	No
56	GOM_NL__2PRFIN20060414_041027_000000372046_00448_21544_9019.N1	14-APR-2006 04:10:27	Bright	37.000	152	12Alp2CVn	2.8900	11000.	74	21544	No
57	GOM_NL__2PRFIN20060414_041412_000000362046_00448_21544_9020.N1	14-APR-2006 04:14:12	Bright	35.500	87	64Gam UMa	2.4330	11000.	71	21544	No
58	GOM_NL__2PRFIN20060414_041630_000000372046_00448_21544_9021.N1	14-APR-2006 04:16:30	Bright	37.000	36	50Alp UMa	1.8000	6300.0	74	21544	No
59	GOM_NL__2PRFIN20060414_042151_000000392046_00448_21544_9022.N1	14-APR-2006 04:21:51	Bright	39.000	60	7Bet UMi	2.0810	3950.0	78	21544	No
60	GOM_NL__2PRFIN20060414_042433_000000362046_00448_21544_9023.N1	14-APR-2006 04:24:33	Bright	35.500	49	1Alp UMi	1.9900	6300.0	71	21544	No
61	GOM_NL__2PRFIN20060414_043154_000000392046_00448_21544_9024.N1	14-APR-2006 04:31:54	Bright	38.500	89	5Alp Cep	2.4510	8000.0	77	21544	No
62	GOM_NL__2PRFIN20060414_044142_000000362046_00448_21544_9025.N1	14-APR-2006 04:41:42	Bright	36.000	164	44Eta Peg	2.9480	5400.0	72	21544	No
63	GOM_NL__2PRFIN20060414_044841_000000542046_00448_21544_9026.N1	14-APR-2006 04:48:41	Twilight	53.500	61	8Eps Peg	2.1000	3900.0	107	21544	No
64	GOM_NL__2PRFIN20060414_045109_000000422046_00448_21544_9027.N1	14-APR-2006 04:51:09	Dark	41.500	162	34Alp Aqr	2.9440	5350.0	83	21544	No
65	GOM_NL__2PRFIN20060414_045342_000000472046_00448_21544_9028.N1	14-APR-2006 04:53:42	Dark	47.000	154	22Bet Aqr	2.8990	5700.0	94	21544	No
66	GOM_NL__2PRFIN20060414_045607_000000422046_00448_21544_9029.N1	14-APR-2006 04:56:07	Dark	42.000	142	49Del Cap	2.8500	8900.0	84	21544	No
67	GOM_NL__2PRFIN20060414_050127_000000392046_00448_21544_9030.N1	14-APR-2006 05:01:27	Dark	39.000	172	Gam Gru	3.0030	13100.	78	21544	No
68	GOM_NL__2PRFIN20060414_050826_000000422046_00449_21545_9008.N1	14-APR-2006 05:08:26	Dark	42.000	45	Alp Pav	1.9400	26000.	84	21545	No
69	GOM_NL__2PRFIN20060414_051551_000000432046_00449_21545_9009.N1	14-APR-2006 05:15:51	Dark	42.500	43	Alp TrA	1.9100	4250.0	85	21545	No
70	GOM_NL__2PRFIN20060414_051755_000000392046_00449_21545_9010.N1	14-APR-2006 05:17:55	Dark	39.000	134	Bet TrA	2.8100	6600.0	78	21545	No
71	GOM_NL__2PRFIN20060414_052021_000000512046_00449_21545_9011.N1	14-APR-2006 05:20:21	Straylight	51.000	4	Alp1Cen	-0.010000	5800.0	102	21545	No
72	GOM_NL__2PRFIN20060414_052329_000000442046_00449_21545_9012.N1	14-APR-2006 05:23:29	Straylight	43.500	78	Alp Lup	2.3040	28000.	87	21545	No
73	GOM_NL__2PRFIN20060414_052505_000000412046_00449_21545_9013.N1	14-APR-2006 05:25:05	Straylight	40.500	81	Eta Cen	2.3560	28000.	81	21545	No
74	GOM_NL__2PRFIN20060414_052729_000000492046_00449_21545_9014.N1	14-APR-2006 05:27:29	Straylight	48.500	54	5The Cen	2.0550	4500.0	97	21545	No
75	GOM_NL__2PRFIN20060414_053242_000000422046_00449_21545_9015.N1	14-APR-2006 05:32:42	Tw_i_and_stray	42.000	106	9Bet Crv	2.6480	5600.0	84	21545	No
76	GOM_NL__2PRFIN20060414_053432_000000432046_00449_21545_9016.N1	14-APR-2006 05:34:32	Bright	43.000	100	4Gam Crv	2.5800	13100.	86	21545	No
77	GOM_NL__2PRFIN20060414_053902_000000392046_00449_21545_9017.N1	14-APR-2006 05:39:02	Bright	38.500	121	29Gam Vir	2.7400	7200.0	77	21545	No
78	GOM_NL__2PRFIN20060414_054345_000000362046_00449_21545_9018.N1	14-APR-2006 05:43:45	Bright	35.500	62	94Bet Leo	2.1360	9700.0	71	21545	No
79	GOM_NL__2PRFIN20060414_055103_000000382046_00449_21545_9019.N1	14-APR-2006 05:51:03	Bright	37.500	152	12Alp2CVn	2.8900	11000.	75	21545	No
80	GOM_NL__2PRFIN20060414_055448_000000372046_00449_21545_9020.N1	14-APR-2006 05:54:48	Bright	37.000	87	64Gam UMa	2.4330	11000.	74	21545	No
81	GOM_NL__2PRFIN20060414_055706_000000372046_00449_21545_9021.N1	14-APR-2006 05:57:06	Bright	37.000	36	50Alp UMa	1.8000	6300.0	74	21545	No
82	GOM_NL__2PRFIN20060414_060227_000000402046_00449_21545_9022.N1	14-APR-2006 06:02:27	Bright	40.000	60	7Bet UMi	2.0810	3950.0	80	21545	No
83	GOM_NL__2PRFIN20060414_060509_000000362046_00449_21545_9023.N1	14-APR-2006 06:05:09	Bright	35.500	49	1Alp UMi	1.9900	6300.0	71	21545	No
84	GOM_NL__2PRFIN20060414_061230_000000512046_00449_21545_9024.N1	14-APR-2006 06:12:30	Bright	51.000	89	5Alp Cep	2.4510	8000.0	102	21545	No
85	GOM_NL__2PRFIN20060414_062218_000000382046_00449_21545_9025.N1	14-APR-2006 06:22:18	Bright	37.500	164	44Eta Peg	2.9480	5400.0	75	21545	No
86	GOM_NL__2PRFIN20060414_062917_000000532046_00449_21545_9026.N1	14-APR-2006 06:29:17	Twilight	52.500	61	8Eps Peg	2.1000	3900.0	105	21545	No
87	GOM_NL__2PRFIN20060414_063145_000000432046_00449_21545_9027.N1	14-APR-2006 06:31:45	Dark	43.000	162	34Alp Aqr	2.9440	5350.0	86	21545	No
88	GOM_NL__2PRFIN20060414_063418_000000472046_00449_21545_9028.N1	14-APR-2006 06:34:18	Dark	47.000	154	22Bet Aqr	2.8990	5700.0	94	21545	No
89	GOM_NL__2PRFIN20060414_063643_000000412046_00449_21545_9029.N1	14-APR-2006 06:36:43	Dark	40.500	142	49Del Cap	2.8500	8900.0	81	21545	No
90	GOM_NL__2PRFIN20060414_064203_000000392046_00449_21545_9030.N1	14-APR-2006 06:42:03	Dark	38.500	172	Gam Gru	3.0030	13100.	77	21545	No
91	GOM_NL__2PRFIN20060414_064903_000000402046_00450_21546_9008.N1	14-APR-2006 06:49:03	Dark	39.500	45	Alp Pav	1.9400	26000.	79	21546	No
92	GOM_NL__2PRFIN20060414_065627_000000482046_00450_21546_9009.N1	14-APR-2006 06:56:27	Dark	47.500	43	Alp TrA	1.9100	4250.0	95	21546	No
93	GOM_NL__2PRFIN20060414_065831_000000392046_00450_21546_9010.N1	14-APR-2006 06:58:31	Dark	39.000	134	Bet TrA	2.8100	6600.0	78	21546	No
94	GOM_NL__2PRFIN20060414_070057_000000522046_00450_21546_9011.N1	14-APR-2006 07:00:57	Straylight	51.500	4	Alp1Cen	-0.010000	5800.0	103	21546	No
95	GOM_NL__2PRFIN20060414_070405_000000412046_00450_21546_9012.N1	14-APR-2006 07:04:05	Straylight	41.000	78	Alp Lup	2.3040	28000.	82	21546	No
96	GOM_NL__2PRFIN20060414_070541_000000432046_00450_21546_9013.N1	14-APR-2006 07:05:41	Straylight	43.000	81	Eta Cen	2.3560	28000.	86	21546	No
97	GOM_NL__2PRFIN20060414_070806_000000432046_00450_21546_9014.N1	14-APR-2006 07:08:06	Straylight	43.000	54	5The Cen	2.0550	4500.0	86	21546	No
98	GOM_NL__2PRFIN20060414_071318_000000402046_00450_21546_9015.N1	14-APR-2006 07:13:18	Tw_i_and_stray	40.000	106	9Bet Crv	2.6480	5600.0	80	21546	No
99	GOM_NL__2PRFIN20060414_071508_000000422046_00450_21546_9016.N1	14-APR-2006 07:15:08	Bright	42.000	100	4Gam Crv	2.5800	13100.	84	21546	No
100	GOM_NL__2PRFIN20060414_071938_000000382046_00450_21546_9017.N1	14-APR-2006 07:19:38	Bright	38.000	121	29Gam Vir	2.7400	7200.0	76	21546	No
101	GOM_NL__2PRFIN20060414_072421_000000362046_00450_21546_9018.N1	14-APR-2006 07:24:21	Bright	35.500	62	94Bet Leo	2.1360	9700.0	71	21546	No

102	GOM_NL__2PRFIN20060414_073139_000000372046_00450_21546_9019.N1	14-APR-2006 07:31:39	Bright	37.000	152	12Alp2CVn	2.8900	11000.	74	21546	No
103	GOM_NL__2PRFIN20060414_073524_000000362046_00450_21546_9020.N1	14-APR-2006 07:35:24	Bright	35.500	87	64Gam UMa	2.4330	11000.	71	21546	No
104	GOM_NL__2PRFIN20060414_073742_000000382046_00450_21546_9021.N1	14-APR-2006 07:37:42	Bright	38.000	36	50Alp UMa	1.8000	6300.0	76	21546	No
105	GOM_NL__2PRFIN20060414_074302_000000392046_00450_21546_9022.N1	14-APR-2006 07:43:02	Bright	38.500	60	7Bet UMi	2.0810	3950.0	77	21546	No
106	GOM_NL__2PRFIN20060414_074545_000000332046_00450_21546_9023.N1	14-APR-2006 07:45:45	Bright	33.000	49	1Alp UMi	1.9900	6300.0	66	21546	No
107	GOM_NL__2PRFIN20060414_075305_000000382046_00450_21546_9024.N1	14-APR-2006 07:53:05	Bright	37.500	89	5Alp Cep	2.4510	8000.0	75	21546	No
108	GOM_NL__2PRFIN20060414_080254_000000352046_00450_21546_9025.N1	14-APR-2006 08:02:54	Bright	34.500	164	44Eta Peg	2.9480	5400.0	69	21546	No
109	GOM_NL__2PRFIN20060414_080954_000000502046_00450_21546_9026.N1	14-APR-2006 08:09:54	Twilight	50.000	61	8Eps Peg	2.1000	3900.0	100	21546	No
110	GOM_NL__2PRFIN20060414_081222_000000452046_00450_21546_9027.N1	14-APR-2006 08:12:22	Dark	45.000	162	34Alp Aqr	2.9440	5350.0	90	21546	No
111	GOM_NL__2PRFIN20060414_081455_000000462046_00450_21546_9028.N1	14-APR-2006 08:14:55	Dark	45.500	154	22Bet Aqr	2.8990	5700.0	91	21546	No
112	GOM_NL__2PRFIN20060414_081720_000000412046_00450_21546_9029.N1	14-APR-2006 08:17:20	Dark	41.000	142	49Del Cap	2.8500	8900.0	82	21546	No
113	GOM_NL__2PRFIN20060414_082239_000000402046_00450_21546_9030.N1	14-APR-2006 08:22:39	Dark	39.500	172	Gam Gru	3.0030	13100.	79	21546	No
114	GOM_NL__2PRFIN20060414_082939_000000402046_00451_21547_9008.N1	14-APR-2006 08:29:39	Dark	40.000	45	Alp Pav	1.9400	26000.	80	21547	No
115	GOM_NL__2PRFIN20060414_083703_000000412046_00451_21547_9009.N1	14-APR-2006 08:37:03	Dark	40.500	43	Alp TrA	1.9100	4250.0	81	21547	No
116	GOM_NL__2PRFIN20060414_083908_000000382046_00451_21547_9010.N1	14-APR-2006 08:39:08	Dark	38.000	134	Bet TrA	2.8100	6600.0	76	21547	No
117	GOM_NL__2PRFIN20060414_084134_000000432046_00451_21547_9011.N1	14-APR-2006 08:41:34	Straylight	43.000	4	Alp1Cen	-0.010000	5800.0	86	21547	No
118	GOM_NL__2PRFIN20060414_084442_000000412046_00451_21547_9012.N1	14-APR-2006 08:44:42	Straylight	41.000	78	Alp Lup	2.3040	28000.	82	21547	No
119	GOM_NL__2PRFIN20060414_084618_000000422046_00451_21547_9013.N1	14-APR-2006 08:46:18	Straylight	41.500	81	Eta Cen	2.3560	28000.	83	21547	No
120	GOM_NL__2PRFIN20060414_084842_000000512046_00451_21547_9014.N1	14-APR-2006 08:48:42	Straylight	51.000	54	5The Cen	2.0550	4500.0	102	21547	No
121	GOM_NL__2PRFIN20060414_085354_000000422046_00451_21547_9015.N1	14-APR-2006 08:53:54	Twi_and_stray	42.000	106	9Bet Crv	2.6480	5600.0	84	21547	No
122	GOM_NL__2PRFIN20060414_085544_000000382046_00451_21547_9016.N1	14-APR-2006 08:55:44	Bright	37.500	100	4Gam Crv	2.5800	13100.	75	21547	No
123	GOM_NL__2PRFIN20060414_090014_000000382046_00451_21547_9017.N1	14-APR-2006 09:00:14	Bright	38.000	121	29Gam Vir	2.7400	7200.0	76	21547	No
124	GOM_NL__2PRFIN20060414_090457_000000362046_00451_21547_9018.N1	14-APR-2006 09:04:57	Bright	36.000	62	94Bet Leo	2.1360	9700.0	72	21547	No
125	GOM_NL__2PRFIN20060414_091214_000000382046_00451_21547_9019.N1	14-APR-2006 09:12:14	Bright	38.000	152	12Alp2CVn	2.8900	11000.	76	21547	No
126	GOM_NL__2PRFIN20060414_091600_000000352046_00451_21547_9020.N1	14-APR-2006 09:16:00	Bright	34.500	87	64Gam UMa	2.4330	11000.	69	21547	No
127	GOM_NL__2PRFIN20060414_091818_000000382046_00451_21547_9021.N1	14-APR-2006 09:18:18	Bright	37.500	36	50Alp UMa	1.8000	6300.0	75	21547	No
128	GOM_NL__2PRFIN20060414_092338_000000402046_00451_21547_9022.N1	14-APR-2006 09:23:38	Bright	40.000	60	7Bet UMi	2.0810	3950.0	80	21547	No
129	GOM_NL__2PRFIN20060414_092621_000000362046_00451_21547_9023.N1	14-APR-2006 09:26:21	Bright	35.500	49	1Alp UMi	1.9900	6300.0	71	21547	No
130	GOM_NL__2PRFIN20060414_093341_000000382046_00451_21547_9024.N1	14-APR-2006 09:33:41	Bright	38.000	89	5Alp Cep	2.4510	8000.0	76	21547	No
131	GOM_NL__2PRFIN20060414_094330_000000362046_00451_21547_9025.N1	14-APR-2006 09:43:30	Bright	36.000	164	44Eta Peg	2.9480	5400.0	72	21547	No
132	GOM_NL__2PRFIN20060414_095030_000000492046_00451_21547_9026.N1	14-APR-2006 09:50:30	Twilight	49.000	61	8Eps Peg	2.1000	3900.0	98	21547	No
133	GOM_NL__2PRFIN20060414_095258_000000482046_00451_21547_9027.N1	14-APR-2006 09:52:58	Dark	47.500	162	34Alp Aqr	2.9440	5350.0	95	21547	No
134	GOM_NL__2PRFIN20060414_095532_000000442046_00451_21547_9028.N1	14-APR-2006 09:55:32	Dark	43.500	154	22Bet Aqr	2.8990	5700.0	87	21547	No
135	GOM_NL__2PRFIN20060414_095756_000000432046_00451_21547_9029.N1	14-APR-2006 09:57:56	Dark	42.500	142	49Del Cap	2.8500	8900.0	85	21547	No
136	GOM_NL__2PRFIN20060414_100316_000000372046_00451_21547_9030.N1	14-APR-2006 10:03:16	Dark	37.000	172	Gam Gru	3.0030	13100.	74	21547	No
137	GOM_NL__2PRFIN20060414_101015_000000402046_00452_21548_9008.N1	14-APR-2006 10:10:15	Dark	39.500	45	Alp Pav	1.9400	26000.	79	21548	No
138	GOM_NL__2PRFIN20060414_101740_000000402046_00452_21548_9009.N1	14-APR-2006 10:17:40	Dark	39.500	43	Alp TrA	1.9100	4250.0	79	21548	No
139	GOM_NL__2PRFIN20060414_101944_000000402046_00452_21548_9010.N1	14-APR-2006 10:19:44	Dark	39.500	134	Bet TrA	2.8100	6600.0	79	21548	No
140	GOM_NL__2PRFIN20060414_102210_000000442046_00452_21548_9011.N1	14-APR-2006 10:22:10	Straylight	43.500	4	Alp1Cen	-0.010000	5800.0	87	21548	No
141	GOM_NL__2PRFIN20060414_102518_000000422046_00452_21548_9012.N1	14-APR-2006 10:25:18	Straylight	42.000	78	Alp Lup	2.3040	28000.	84	21548	No
142	GOM_NL__2PRFIN20060414_102654_000000432046_00452_21548_9013.N1	14-APR-2006 10:26:54	Straylight	42.500	81	Eta Cen	2.3560	28000.	85	21548	No
143	GOM_NL__2PRFIN20060414_102918_000000432046_00452_21548_9014.N1	14-APR-2006 10:29:18	Straylight	43.000	54	5The Cen	2.0550	4500.0	86	21548	No
144	GOM_NL__2PRFIN20060414_103430_000000422046_00452_21548_9015.N1	14-APR-2006 10:34:30	Twi_and_stray	42.000	106	9Bet Crv	2.6480	5600.0	84	21548	No
145	GOM_NL__2PRFIN20060414_103620_000000442046_00452_21548_9016.N1	14-APR-2006 10:36:20	Bright	44.000	100	4Gam Crv	2.5800	13100.	88	21548	No
146	GOM_NL__2PRFIN20060414_104050_000000382046_00452_21548_9017.N1	14-APR-2006 10:40:50	Bright	38.000	121	29Gam Vir	2.7400	7200.0	76	21548	No
147	GOM_NL__2PRFIN20060414_104533_000000362046_00452_21548_9018.N1	14-APR-2006 10:45:33	Bright	36.000	62	94Bet Leo	2.1360	9700.0	72	21548	No
148	GOM_NL__2PRFIN20060414_105250_000000382046_00452_21548_9019.N1	14-APR-2006 10:52:50	Bright	38.000	152	12Alp2CVn	2.8900	11000.	76	21548	No
149	GOM_NL__2PRFIN20060414_105636_000000362046_00452_21548_9020.N1	14-APR-2006 10:56:36	Bright	36.000	87	64Gam UMa	2.4330	11000.	72	21548	No
150	GOM_NL__2PRFIN20060414_105854_000000342046_00452_21548_9021.N1	14-APR-2006 10:58:54	Bright	34.000	36	50Alp UMa	1.8000	6300.0	68	21548	No
151	GOM_NL__2PRFIN20060414_110414_000000402046_00452_21548_9022.N1	14-APR-2006 11:04:14	Bright	39.500	60	7Bet UMi	2.0810	3950.0	79	21548	No
152	GOM_NL__2PRFIN20060414_110657_000000422046_00452_21548_9023.N1	14-APR-2006 11:06:57	Bright	42.000	49	1Alp UMi	1.9900	6300.0	84	21548	No
153	GOM_NL__2PRFIN20060414_111417_000000392046_00452_21548_9024.N1	14-APR-2006 11:14:17	Bright	38.500	89	5Alp Cep	2.4510	8000.0	77	21548	No
154	GOM_NL__2PRFIN20060414_112406_000000372046_00452_21548_9025.N1	14-APR-2006 11:24:06	Bright	36.500	164	44Eta Peg	2.9480	5400.0	73	21548	No
155	GOM_NL__2PRFIN20060414_113106_000000472046_00452_21548_9026.N1	14-APR-2006 11:31:06	Twilight	47.000	61	8Eps Peg	2.1000	3900.0	94	21548	No
156	GOM_NL__2PRFIN20060414_113334_000000452046_00452_21548_9027.N1	14-APR-2006 11:33:34	Dark	44.500	162	34Alp Aqr	2.9440	5350.0	89	21548	No
157	GOM_NL__2PRFIN20060414_113608_000000472046_00452_21548_9028.N1	14-APR-2006 11:36:08	Dark	47.000	154	22Bet Aqr	2.8990	5700.0	94	21548	No
158	GOM_NL__2PRFIN20060414_113833_000000422046_00452_21548_9029.N1	14-APR-2006 11:38:33	Dark	41.500	142	49Del Cap	2.8500	8900.0	83	21548	No
159	GOM_NL__2PRFIN20060414_114352_000000392046_00452_21548_9030.N1	14-APR-2006 11:43:52	Dark	39.000	172	Gam Gru	3.0030	13100.	78	21548	No
160	GOM_NL__2PRFIN20060414_115052_000000392046_00453_21549_9028.N1	14-APR-2006 11:50:52	Dark	39.000	45	Alp Pav	1.9400	26000.	78	21549	No

161	GOM_NL__2PRFIN20060414_115816_000000372046_00453_21549_9029.N1	14-APR-2006 11:58:16	Dark	37.000	43	Alp TrA	1.9100	4250.0	74	21549	No
162	GOM_NL__2PRFIN20060414_120021_000000382046_00453_21549_9030.N1	14-APR-2006 12:00:21	Dark	37.500	134	Bet TrA	2.8100	6600.0	75	21549	No
163	GOM_NL__2PRFIN20060414_120246_000000522046_00453_21549_9031.N1	14-APR-2006 12:02:46	Straylight	52.000	4	Alp1Cen	-0.010000	5800.0	104	21549	No
164	GOM_NL__2PRFIN20060414_120555_000000432046_00453_21549_9032.N1	14-APR-2006 12:05:55	Straylight	43.000	78	Alp Lup	2.3040	28000.	86	21549	No
165	GOM_NL__2PRFIN20060414_120731_000000472046_00453_21549_9033.N1	14-APR-2006 12:07:31	Straylight	46.500	81	Eta Cen	2.3560	28000.	93	21549	No
166	GOM_NL__2PRFIN20060414_120955_000000512046_00453_21549_9034.N1	14-APR-2006 12:09:55	Straylight	51.000	54	5The Cen	2.0550	4500.0	102	21549	No
167	GOM_NL__2PRFIN20060414_121506_000000442046_00453_21549_9035.N1	14-APR-2006 12:15:06	Tw_i_and_stray	44.000	106	9Bet Crv	2.6480	5600.0	88	21549	No
168	GOM_NL__2PRFIN20060414_121656_000000472046_00453_21549_9036.N1	14-APR-2006 12:16:56	Bright	46.500	100	4Gam Crv	2.5800	13100.	93	21549	No
169	GOM_NL__2PRFIN20060414_122126_000000372046_00453_21549_9037.N1	14-APR-2006 12:21:26	Bright	37.000	121	29Gam Vir	2.7400	7200.0	74	21549	No
170	GOM_NL__2PRFIN20060414_122609_000000352046_00453_21549_9038.N1	14-APR-2006 12:26:09	Bright	35.000	62	94Bet Leo	2.1360	9700.0	70	21549	No
171	GOM_NL__2PRFIN20060414_123326_000000402046_00453_21549_9039.N1	14-APR-2006 12:33:26	Bright	39.500	152	12Alp2CVn	2.8900	11000.	79	21549	No
172	GOM_NL__2PRFIN20060414_123712_000000372046_00453_21549_9040.N1	14-APR-2006 12:37:12	Bright	37.000	87	64Gam UMa	2.4330	11000.	74	21549	No
173	GOM_NL__2PRFIN20060414_123930_000000402046_00453_21549_9041.N1	14-APR-2006 12:39:30	Bright	39.500	36	50Alp UMa	1.8000	6300.0	79	21549	No
174	GOM_NL__2PRFIN20060414_124449_000000412046_00453_21549_9042.N1	14-APR-2006 12:44:49	Bright	40.500	60	7Bet UMi	2.0810	3950.0	81	21549	No
175	GOM_NL__2PRFIN20060414_124733_000000392046_00453_21549_9043.N1	14-APR-2006 12:47:33	Bright	38.500	49	1Alp UMi	1.9900	6300.0	77	21549	No
176	GOM_NL__2PRFIN20060414_125453_000000372046_00453_21549_9044.N1	14-APR-2006 12:54:53	Bright	36.500	89	5Alp Cep	2.4510	8000.0	73	21549	No
177	GOM_NL__2PRFIN20060414_130442_000000352046_00453_21549_9045.N1	14-APR-2006 13:04:42	Bright	35.000	164	44Eta Peg	2.9480	5400.0	70	21549	No
178	GOM_NL__2PRFIN20060414_131143_000000472046_00453_21549_9046.N1	14-APR-2006 13:11:43	Twilight	47.000	61	8Eps Peg	2.1000	3900.0	94	21549	No
179	GOM_NL__2PRFIN20060414_131410_000000462046_00453_21549_9047.N1	14-APR-2006 13:14:10	Dark	46.000	162	34Alp Aqr	2.9440	5350.0	92	21549	No
180	GOM_NL__2PRFIN20060414_131645_000000482046_00453_21549_9048.N1	14-APR-2006 13:16:45	Dark	48.000	154	22Bet Aqr	2.8990	5700.0	96	21549	No
181	GOM_NL__2PRFIN20060414_131909_000000432046_00453_21549_9049.N1	14-APR-2006 13:19:09	Dark	43.000	142	49Del Cap	2.8500	8900.0	86	21549	No
182	GOM_NL__2PRFIN20060414_132428_000000392046_00453_21549_9050.N1	14-APR-2006 13:24:28	Dark	39.000	172	Gam Gru	3.0030	13100.	78	21549	No
183	GOM_NL__2PRFIN20060414_133128_000000402046_00454_21550_9028.N1	14-APR-2006 13:31:28	Dark	39.500	45	Alp Pav	1.9400	26000.	79	21550	No
184	GOM_NL__2PRFIN20060414_133852_000000382046_00454_21550_9029.N1	14-APR-2006 13:38:52	Dark	38.000	43	Alp TrA	1.9100	4250.0	76	21550	No
185	GOM_NL__2PRFIN20060414_134057_000000382046_00454_21550_9030.N1	14-APR-2006 13:40:57	Dark	38.000	134	Bet TrA	2.8100	6600.0	76	21550	No
186	GOM_NL__2PRFIN20060414_134322_000000482046_00454_21550_9031.N1	14-APR-2006 13:43:22	Straylight	48.000	4	Alp1Cen	-0.010000	5800.0	96	21550	No
187	GOM_NL__2PRFIN20060414_134631_000000422046_00454_21550_9032.N1	14-APR-2006 13:46:31	Straylight	42.000	78	Alp Lup	2.3040	28000.	84	21550	No
188	GOM_NL__2PRFIN20060414_134807_000000412046_00454_21550_9033.N1	14-APR-2006 13:48:07	Straylight	41.000	81	Eta Cen	2.3560	28000.	82	21550	No
189	GOM_NL__2PRFIN20060414_135031_000000492046_00454_21550_9034.N1	14-APR-2006 13:50:31	Straylight	49.000	54	5The Cen	2.0550	4500.0	98	21550	No
190	GOM_NL__2PRFIN20060414_135542_000000452046_00454_21550_9035.N1	14-APR-2006 13:55:42	Tw_i_and_stray	44.500	106	9Bet Crv	2.6480	5600.0	89	21550	No
191	GOM_NL__2PRFIN20060414_135733_000000482046_00454_21550_9036.N1	14-APR-2006 13:57:33	Bright	48.000	100	4Gam Crv	2.5800	13100.	96	21550	No
192	GOM_NL__2PRFIN20060414_140201_000000382046_00454_21550_9037.N1	14-APR-2006 14:02:01	Bright	37.500	121	29Gam Vir	2.7400	7200.0	75	21550	No
193	GOM_NL__2PRFIN20060414_140552_000000342046_00454_21550_9038.N1	14-APR-2006 14:05:52	Bright	34.000	138	47Eps Vir	2.8280	4700.0	68	21550	No
194	GOM_NL__2PRFIN20060414_141401_000000372046_00454_21550_9039.N1	14-APR-2006 14:14:01	Bright	37.000	152	12Alp2CVn	2.8900	11000.	74	21550	No
195	GOM_NL__2PRFIN20060414_141748_000000362046_00454_21550_9040.N1	14-APR-2006 14:17:48	Bright	35.500	87	64Gam UMa	2.4330	11000.	71	21550	No
196	GOM_NL__2PRFIN20060414_142006_000000332046_00454_21550_9041.N1	14-APR-2006 14:20:06	Bright	33.000	36	50Alp UMa	1.8000	6300.0	66	21550	No
197	GOM_NL__2PRFIN20060414_142525_000000382046_00454_21550_9042.N1	14-APR-2006 14:25:25	Bright	37.500	60	7Bet UMi	2.0810	3950.0	75	21550	No
198	GOM_NL__2PRFIN20060414_142809_000000352046_00454_21550_9043.N1	14-APR-2006 14:28:09	Bright	34.500	49	1Alp UMi	1.9900	6300.0	69	21550	No
199	GOM_NL__2PRFIN20060414_143529_000000382046_00454_21550_9044.N1	14-APR-2006 14:35:29	Bright	38.000	89	5Alp Cep	2.4510	8000.0	76	21550	No
200	GOM_NL__2PRFIN20060414_144519_000000372046_00454_21550_9045.N1	14-APR-2006 14:45:19	Bright	36.500	164	44Eta Peg	2.9480	5400.0	73	21550	No
201	GOM_NL__2PRFIN20060414_145219_000000352046_00454_21550_9046.N1	14-APR-2006 14:52:19	Twilight	35.000	61	8Eps Peg	2.1000	3900.0	70	21550	No
202	GOM_NL__2PRFIN20060414_145447_000000412046_00454_21550_9047.N1	14-APR-2006 14:54:47	Dark	40.500	162	34Alp Aqr	2.9440	5350.0	81	21550	No
203	GOM_NL__2PRFIN20060414_145721_000000442046_00454_21550_9048.N1	14-APR-2006 14:57:21	Dark	44.000	154	22Bet Aqr	2.8990	5700.0	88	21550	No
204	GOM_NL__2PRFIN20060414_145945_000000422046_00454_21550_9049.N1	14-APR-2006 14:59:45	Dark	42.000	142	49Del Cap	2.8500	8900.0	84	21550	No
205	GOM_NL__2PRFIN20060414_150505_000000392046_00454_21550_9050.N1	14-APR-2006 15:05:05	Dark	39.000	172	Gam Gru	3.0030	13100.	78	21550	No
206	GOM_NL__2PRFIN20060414_151929_000000372046_00455_21551_9028.N1	14-APR-2006 15:19:29	Dark	37.000	43	Alp TrA	1.9100	4250.0	74	21551	No
207	GOM_NL__2PRFIN20060414_152133_000000392046_00455_21551_9029.N1	14-APR-2006 15:21:33	Dark	38.500	134	Bet TrA	2.8100	6600.0	77	21551	No
208	GOM_NL__2PRFIN20060414_152359_000000402046_00455_21551_9030.N1	14-APR-2006 15:23:59	Straylight	40.000	4	Alp1Cen	-0.010000	5800.0	80	21551	No
209	GOM_NL__2PRFIN20060414_152707_000000422046_00455_21551_9031.N1	14-APR-2006 15:27:07	Straylight	41.500	78	Alp Lup	2.3040	28000.	83	21551	No
210	GOM_NL__2PRFIN20060414_152843_000000432046_00455_21551_9032.N1	14-APR-2006 15:28:43	Straylight	43.000	81	Eta Cen	2.3560	28000.	86	21551	No
211	GOM_NL__2PRFIN20060414_153107_000000542046_00455_21551_9033.N1	14-APR-2006 15:31:07	Straylight	53.500	54	5The Cen	2.0550	4500.0	107	21551	No
212	GOM_NL__2PRFIN20060414_153619_000000422046_00455_21551_9034.N1	14-APR-2006 15:36:19	Tw_i_and_stray	42.000	106	9Bet Crv	2.6480	5600.0	84	21551	No
213	GOM_NL__2PRFIN20060414_153809_000000472046_00455_21551_9035.N1	14-APR-2006 15:38:09	Bright	47.000	100	4Gam Crv	2.5800	13100.	94	21551	No
214	GOM_NL__2PRFIN20060414_154238_000000382046_00455_21551_9036.N1	14-APR-2006 15:42:38	Bright	38.000	121	29Gam Vir	2.7400	7200.0	76	21551	No
215	GOM_NL__2PRFIN20060414_154628_000000342046_00455_21551_9037.N1	14-APR-2006 15:46:28	Bright	34.000	138	47Eps Vir	2.8280	4700.0	68	21551	No
216	GOM_NL__2PRFIN20060414_155437_000000372046_00455_21551_9038.N1	14-APR-2006 15:54:37	Bright	37.000	152	12Alp2CVn	2.8900	11000.	74	21551	No
217	GOM_NL__2PRFIN20060414_155824_000000372046_00455_21551_9039.N1	14-APR-2006 15:58:24	Bright	36.500	87	64Gam UMa	2.4330	11000.	73	21551	No
218	GOM_NL__2PRFIN20060414_160042_000000392046_00455_21551_9040.N1	14-APR-2006 16:00:42	Bright	39.000	36	50Alp UMa	1.8000	6300.0	78	21551	No
219	GOM_NL__2PRFIN20060414_160601_000000402046_00455_21551_9041.N1	14-APR-2006 16:06:01	Bright	39.500	60	7Bet UMi	2.0810	3950.0	79	21551	No



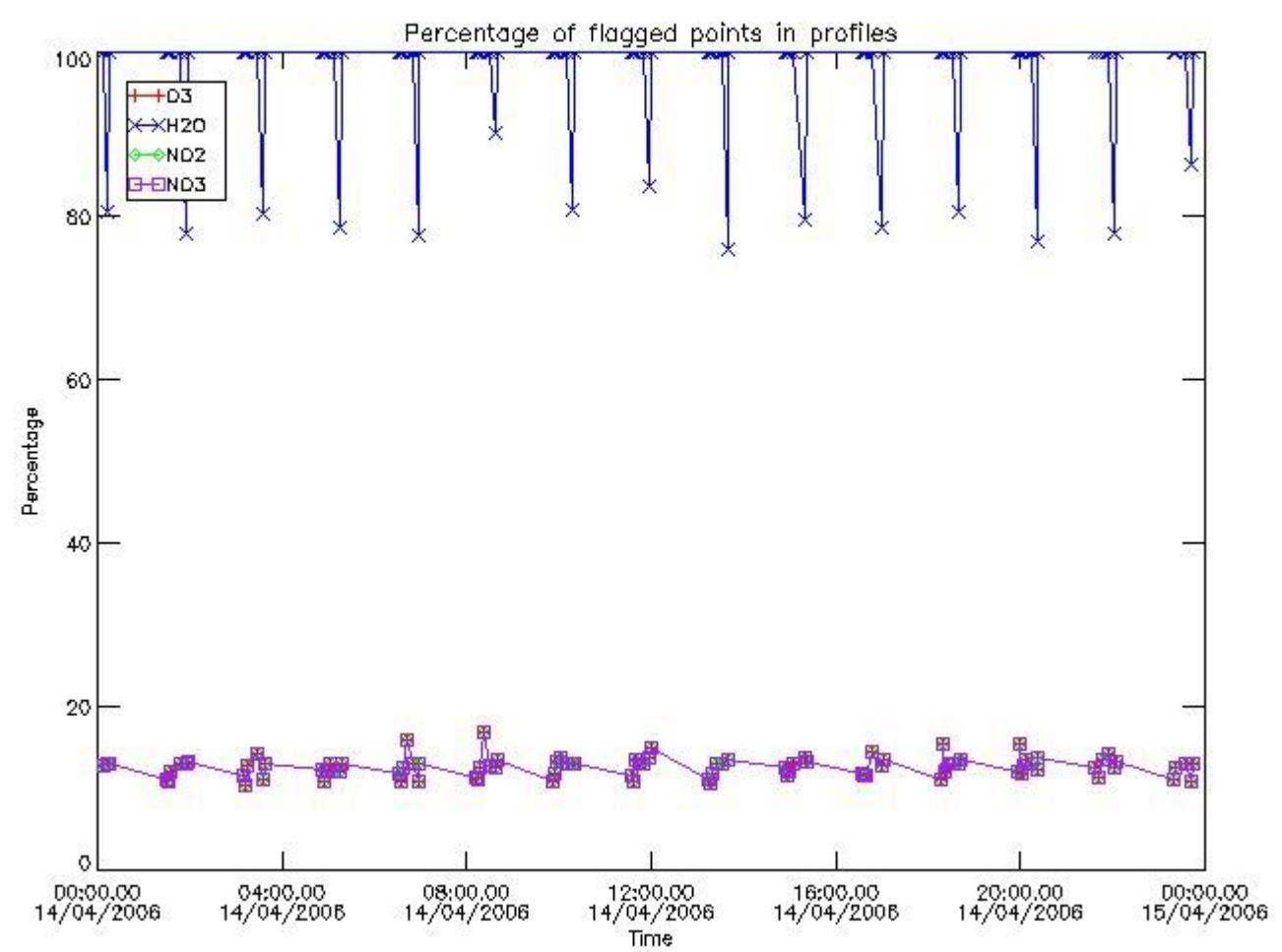
220	GOM_NL__2PRFIN20060414_160845_000000362046_00455_21551_9042.N1	14-APR-2006 16:08:45	Bright	35.500	49	1Alp UMi	1.9900	6300.0	71	21551	No
221	GOM_NL__2PRFIN20060414_161604_000000382046_00455_21551_9043.N1	14-APR-2006 16:16:04	Bright	38.000	89	5Alp Cep	2.4510	8000.0	76	21551	No
222	GOM_NL__2PRFIN20060414_162555_000000362046_00455_21551_9044.N1	14-APR-2006 16:25:55	Bright	36.000	164	44Eta Peg	2.9480	5400.0	72	21551	No
223	GOM_NL__2PRFIN20060414_163255_000000352046_00455_21551_9045.N1	14-APR-2006 16:32:55	Twilight	35.000	61	8Eps Peg	2.1000	3900.0	70	21551	No
224	GOM_NL__2PRFIN20060414_163523_000000442046_00455_21551_9046.N1	14-APR-2006 16:35:23	Dark	43.500	162	34Alp Aqr	2.9440	5350.0	87	21551	No
225	GOM_NL__2PRFIN20060414_163758_000000442046_00455_21551_9047.N1	14-APR-2006 16:37:58	Dark	44.000	154	22Bet Aqr	2.8990	5700.0	88	21551	No
226	GOM_NL__2PRFIN20060414_164022_000000442046_00455_21551_9048.N1	14-APR-2006 16:40:22	Dark	44.000	142	49Del Cap	2.8500	8900.0	88	21551	No
227	GOM_NL__2PRFIN20060414_164541_000000392046_00455_21551_9049.N1	14-APR-2006 16:45:41	Dark	38.500	172	Gam Gru	3.0030	13100.	77	21551	No
228	GOM_NL__2PRFIN20060414_170005_000000402046_00456_21552_9028.N1	14-APR-2006 17:00:05	Dark	40.000	43	Alp TrA	1.9100	4250.0	80	21552	No
229	GOM_NL__2PRFIN20060414_170210_000000382046_00456_21552_9029.N1	14-APR-2006 17:02:10	Dark	38.000	134	Bet TrA	2.8100	6600.0	76	21552	No
230	GOM_NL__2PRFIN20060414_170435_000000442046_00456_21552_9030.N1	14-APR-2006 17:04:35	Straylight	43.500	4	Alp1Cen	-0.010000	5800.0	87	21552	No
231	GOM_NL__2PRFIN20060414_170744_000000452046_00456_21552_9031.N1	14-APR-2006 17:07:44	Straylight	45.000	78	Alp Lup	2.3040	28000.	90	21552	No
232	GOM_NL__2PRFIN20060414_170920_000000432046_00456_21552_9032.N1	14-APR-2006 17:09:20	Straylight	42.500	81	Eta Cen	2.3560	28000.	85	21552	No
233	GOM_NL__2PRFIN20060414_171143_000000492046_00456_21552_9033.N1	14-APR-2006 17:11:43	Straylight	49.000	54	5The Cen	2.0550	4500.0	98	21552	No
234	GOM_NL__2PRFIN20060414_171655_000000432046_00456_21552_9034.N1	14-APR-2006 17:16:55	Twi_and_stray	43.000	106	9Bet Crv	2.6480	5600.0	86	21552	No
235	GOM_NL__2PRFIN20060414_171845_000000472046_00456_21552_9035.N1	14-APR-2006 17:18:45	Bright	47.000	100	4Gam Crv	2.5800	13100.	94	21552	No
236	GOM_NL__2PRFIN20060414_172314_000000382046_00456_21552_9036.N1	14-APR-2006 17:23:14	Bright	38.000	121	29Gam Vir	2.7400	7200.0	76	21552	No
237	GOM_NL__2PRFIN20060414_172703_000000392046_00456_21552_9037.N1	14-APR-2006 17:27:03	Bright	39.000	138	47Eps Vir	2.8280	4700.0	78	21552	No
238	GOM_NL__2PRFIN20060414_173513_000000382046_00456_21552_9038.N1	14-APR-2006 17:35:13	Bright	37.500	152	12Alp2CVn	2.8900	11000.	75	21552	No
239	GOM_NL__2PRFIN20060414_173859_000000352046_00456_21552_9039.N1	14-APR-2006 17:38:59	Bright	34.500	87	64Gam UMa	2.4330	11000.	69	21552	No
240	GOM_NL__2PRFIN20060414_174118_000000372046_00456_21552_9040.N1	14-APR-2006 17:41:18	Bright	37.000	36	50Alp UMa	1.8000	6300.0	74	21552	No
241	GOM_NL__2PRFIN20060414_174636_000000402046_00456_21552_9041.N1	14-APR-2006 17:46:36	Bright	39.500	60	7Bet UMi	2.0810	3950.0	79	21552	No
242	GOM_NL__2PRFIN20060414_174921_000000352046_00456_21552_9042.N1	14-APR-2006 17:49:21	Bright	35.000	49	1Alp UMi	1.9900	6300.0	70	21552	No
243	GOM_NL__2PRFIN20060414_175640_000000482046_00456_21552_9043.N1	14-APR-2006 17:56:40	Bright	48.000	89	5Alp Cep	2.4510	8000.0	96	21552	No
244	GOM_NL__2PRFIN20060414_180631_000000372046_00456_21552_9044.N1	14-APR-2006 18:06:31	Bright	37.000	164	44Eta Peg	2.9480	5400.0	74	21552	No
245	GOM_NL__2PRFIN20060414_181600_000000462046_00456_21552_9045.N1	14-APR-2006 18:16:00	Dark	45.500	162	34Alp Aqr	2.9440	5350.0	91	21552	No
246	GOM_NL__2PRFIN20060414_181834_000000332046_00456_21552_9046.N1	14-APR-2006 18:18:34	Dark	33.000	154	22Bet Aqr	2.8990	5700.0	66	21552	No
247	GOM_NL__2PRFIN20060414_182059_000000432046_00456_21552_9047.N1	14-APR-2006 18:20:59	Dark	42.500	142	49Del Cap	2.8500	8900.0	85	21552	No
248	GOM_NL__2PRFIN20060414_182618_000000402046_00456_21552_9048.N1	14-APR-2006 18:26:18	Dark	39.500	172	Gam Gru	3.0030	13100.	79	21552	No
249	GOM_NL__2PRFIN20060414_183318_000000392046_00457_21553_9028.N1	14-APR-2006 18:33:18	Dark	39.000	45	Alp Pav	1.9400	26000.	78	21553	No
250	GOM_NL__2PRFIN20060414_184042_000000392046_00457_21553_9029.N1	14-APR-2006 18:40:42	Dark	39.000	43	Alp TrA	1.9100	4250.0	78	21553	No
251	GOM_NL__2PRFIN20060414_184246_000000382046_00457_21553_9030.N1	14-APR-2006 18:42:46	Dark	38.000	134	Bet TrA	2.8100	6600.0	76	21553	No
252	GOM_NL__2PRFIN20060414_184511_000000432046_00457_21553_9031.N1	14-APR-2006 18:45:11	Straylight	42.500	4	Alp1Cen	-0.010000	5800.0	85	21553	No
253	GOM_NL__2PRFIN20060414_184820_000000432046_00457_21553_9032.N1	14-APR-2006 18:48:20	Straylight	42.500	78	Alp Lup	2.3040	28000.	85	21553	No
254	GOM_NL__2PRFIN20060414_184956_000000432046_00457_21553_9033.N1	14-APR-2006 18:49:56	Straylight	42.500	81	Eta Cen	2.3560	28000.	85	21553	No
255	GOM_NL__2PRFIN20060414_185220_000000492046_00457_21553_9034.N1	14-APR-2006 18:52:20	Straylight	48.500	54	5The Cen	2.0550	4500.0	97	21553	No
256	GOM_NL__2PRFIN20060414_185731_000000432046_00457_21553_9035.N1	14-APR-2006 18:57:31	Twi_and_stray	43.000	106	9Bet Crv	2.6480	5600.0	86	21553	No
257	GOM_NL__2PRFIN20060414_185921_000000522046_00457_21553_9036.N1	14-APR-2006 18:59:21	Bright	52.000	100	4Gam Crv	2.5800	13100.	104	21553	No
258	GOM_NL__2PRFIN20060414_190350_000000372046_00457_21553_9037.N1	14-APR-2006 19:03:50	Bright	37.000	121	29Gam Vir	2.7400	7200.0	74	21553	No
259	GOM_NL__2PRFIN20060414_190739_000000402046_00457_21553_9038.N1	14-APR-2006 19:07:39	Bright	39.500	138	47Eps Vir	2.8280	4700.0	79	21553	No
260	GOM_NL__2PRFIN20060414_191548_000000382046_00457_21553_9039.N1	14-APR-2006 19:15:48	Bright	38.000	152	12Alp2CVn	2.8900	11000.	76	21553	No
261	GOM_NL__2PRFIN20060414_191935_000000352046_00457_21553_9040.N1	14-APR-2006 19:19:35	Bright	34.500	87	64Gam UMa	2.4330	11000.	69	21553	No
262	GOM_NL__2PRFIN20060414_192154_000000362046_00457_21553_9041.N1	14-APR-2006 19:21:54	Bright	36.000	36	50Alp UMa	1.8000	6300.0	72	21553	No
263	GOM_NL__2PRFIN20060414_192712_000000392046_00457_21553_9042.N1	14-APR-2006 19:27:12	Bright	39.000	60	7Bet UMi	2.0810	3950.0	78	21553	No
264	GOM_NL__2PRFIN20060414_192957_000000352046_00457_21553_9043.N1	14-APR-2006 19:29:57	Bright	35.000	49	1Alp UMi	1.9900	6300.0	70	21553	No
265	GOM_NL__2PRFIN20060414_193716_000000362046_00457_21553_9044.N1	14-APR-2006 19:37:16	Bright	36.000	89	5Alp Cep	2.4510	8000.0	72	21553	No
266	GOM_NL__2PRFIN20060414_194707_000000392046_00457_21553_9045.N1	14-APR-2006 19:47:07	Bright	38.500	164	44Eta Peg	2.9480	5400.0	77	21553	No
267	GOM_NL__2PRFIN20060414_195636_000000432046_00457_21553_9046.N1	14-APR-2006 19:56:36	Dark	42.500	162	34Alp Aqr	2.9440	5350.0	85	21553	No
268	GOM_NL__2PRFIN20060414_195911_000000332046_00457_21553_9047.N1	14-APR-2006 19:59:11	Dark	33.000	154	22Bet Aqr	2.8990	5700.0	66	21553	No
269	GOM_NL__2PRFIN20060414_200135_000000442046_00457_21553_9048.N1	14-APR-2006 20:01:35	Dark	43.500	142	49Del Cap	2.8500	8900.0	87	21553	No
270	GOM_NL__2PRFIN20060414_200654_000000382046_00457_21553_9049.N1	14-APR-2006 20:06:54	Dark	38.000	172	Gam Gru	3.0030	13100.	76	21553	No
271	GOM_NL__2PRFIN20060414_201354_000000392046_00458_21554_9028.N1	14-APR-2006 20:13:54	Dark	39.000	45	Alp Pav	1.9400	26000.	78	21554	No
272	GOM_NL__2PRFIN20060414_202118_000000422046_00458_21554_9029.N1	14-APR-2006 20:21:18	Dark	41.500	43	Alp TrA	1.9100	4250.0	83	21554	No
273	GOM_NL__2PRFIN20060414_202323_000000412046_00458_21554_9030.N1	14-APR-2006 20:23:23	Dark	40.500	134	Bet TrA	2.8100	6600.0	81	21554	No
274	GOM_NL__2PRFIN20060414_202548_000000512046_00458_21554_9031.N1	14-APR-2006 20:25:48	Straylight	51.000	4	Alp1Cen	-0.010000	5800.0	102	21554	No
275	GOM_NL__2PRFIN20060414_202857_000000432046_00458_21554_9032.N1	14-APR-2006 20:28:57	Straylight	43.000	78	Alp Lup	2.3040	28000.	86	21554	No
276	GOM_NL__2PRFIN20060414_203033_000000422046_00458_21554_9033.N1	14-APR-2006 20:30:33	Straylight	42.000	81	Eta Cen	2.3560	28000.	84	21554	No
277	GOM_NL__2PRFIN20060414_203256_000000472046_00458_21554_9034.N1	14-APR-2006 20:32:56	Straylight	47.000	54	5The Cen	2.0550	4500.0	94	21554	No
278	GOM_NL__2PRFIN20060414_203742_000000422046_00458_21554_9035.N1	14-APR-2006 20:37:42	Twi_and_stray	42.000	169	46Gam Hya	2.9910	4700.0	84	21554	No

279	GOM_NL__2PRFIN20060414_203957_000000442046_00458_21554_9036.N1	14-APR-2006 20:39:57	Bright	44.000	100	4Gam Crv	2.5800	13100.	88	21554	No
280	GOM_NL__2PRFIN20060414_204426_000000392046_00458_21554_9037.N1	14-APR-2006 20:44:26	Bright	38.500	121	29Gam Vir	2.7400	7200.0	77	21554	No
281	GOM_NL__2PRFIN20060414_204815_000000402046_00458_21554_9038.N1	14-APR-2006 20:48:15	Bright	40.000	138	47Eps Vir	2.8280	4700.0	80	21554	No
282	GOM_NL__2PRFIN20060414_205624_000000372046_00458_21554_9039.N1	14-APR-2006 20:56:24	Bright	37.000	152	12Alp2CVn	2.8900	11000.	74	21554	No
283	GOM_NL__2PRFIN20060414_210011_000000362046_00458_21554_9040.N1	14-APR-2006 21:00:11	Bright	36.000	87	64Gam UMa	2.4330	11000.	72	21554	No
284	GOM_NL__2PRFIN20060414_210230_000000372046_00458_21554_9041.N1	14-APR-2006 21:02:30	Bright	37.000	36	50Alp UMa	1.8000	6300.0	74	21554	No
285	GOM_NL__2PRFIN20060414_210748_000000412046_00458_21554_9042.N1	14-APR-2006 21:07:48	Bright	40.500	60	7Bet UMi	2.0810	3950.0	81	21554	No
286	GOM_NL__2PRFIN20060414_211033_000000392046_00458_21554_9043.N1	14-APR-2006 21:10:33	Bright	39.000	49	1Alp UMi	1.9900	6300.0	78	21554	No
287	GOM_NL__2PRFIN20060414_211752_000000382046_00458_21554_9044.N1	14-APR-2006 21:17:52	Bright	38.000	89	5Alp Cep	2.4510	8000.0	76	21554	No
288	GOM_NL__2PRFIN20060414_212743_000000352046_00458_21554_9045.N1	14-APR-2006 21:27:43	Bright	34.500	164	44Eta Peg	2.9480	5400.0	69	21554	No
289	GOM_NL__2PRFIN20060414_213712_000000452046_00458_21554_9046.N1	14-APR-2006 21:37:12	Dark	44.500	162	34Alp Aqr	2.9440	5350.0	89	21554	No
290	GOM_NL__2PRFIN20060414_214211_000000452046_00458_21554_9047.N1	14-APR-2006 21:42:11	Dark	45.000	142	49Del Cap	2.8500	8900.0	90	21554	No
291	GOM_NL__2PRFIN20060414_214731_000000382046_00458_21554_9048.N1	14-APR-2006 21:47:31	Dark	38.000	172	Gam Gru	3.0030	13100.	76	21554	No
292	GOM_NL__2PRFIN20060414_215431_000000402046_00459_21555_9028.N1	14-APR-2006 21:54:31	Dark	39.500	45	Alp Pav	1.9400	26000.	79	21555	No
293	GOM_NL__2PRFIN20060414_220154_000000412046_00459_21555_9029.N1	14-APR-2006 22:01:54	Dark	41.000	43	Alp TrA	1.9100	4250.0	82	21555	No
294	GOM_NL__2PRFIN20060414_220359_000000392046_00459_21555_9030.N1	14-APR-2006 22:03:59	Dark	38.500	134	Bet TrA	2.8100	6600.0	77	21555	No
295	GOM_NL__2PRFIN20060414_220624_000000452046_00459_21555_9031.N1	14-APR-2006 22:06:24	Straylight	44.500	4	Alp1Cen	-0.010000	5800.0	89	21555	No
296	GOM_NL__2PRFIN20060414_220933_000000422046_00459_21555_9032.N1	14-APR-2006 22:09:33	Straylight	41.500	78	Alp Lup	2.3040	28000.	83	21555	No
297	GOM_NL__2PRFIN20060414_221109_000000422046_00459_21555_9033.N1	14-APR-2006 22:11:09	Straylight	42.000	81	Eta Cen	2.3560	28000.	84	21555	No
298	GOM_NL__2PRFIN20060414_221332_000000462046_00459_21555_9034.N1	14-APR-2006 22:13:32	Straylight	45.500	54	5The Cen	2.0550	4500.0	91	21555	No
299	GOM_NL__2PRFIN20060414_221818_000000442046_00459_21555_9035.N1	14-APR-2006 22:18:18	Tw_i_and_stray	44.000	169	46Gam Hya	2.9910	4700.0	88	21555	No
300	GOM_NL__2PRFIN20060414_222033_000000372046_00459_21555_9036.N1	14-APR-2006 22:20:33	Bright	36.500	100	4Gam Crv	2.5800	13100.	73	21555	No
301	GOM_NL__2PRFIN20060414_222502_000000382046_00459_21555_9037.N1	14-APR-2006 22:25:02	Bright	38.000	121	29Gam Vir	2.7400	7200.0	76	21555	No
302	GOM_NL__2PRFIN20060414_222851_000000392046_00459_21555_9038.N1	14-APR-2006 22:28:51	Bright	39.000	138	47Eps Vir	2.8280	4700.0	78	21555	No
303	GOM_NL__2PRFIN20060414_223700_000000472046_00459_21555_9039.N1	14-APR-2006 22:37:00	Bright	47.000	152	12Alp2CVn	2.8900	11000.	94	21555	No
304	GOM_NL__2PRFIN20060414_224047_000000362046_00459_21555_9040.N1	14-APR-2006 22:40:47	Bright	36.000	87	64Gam UMa	2.4330	11000.	72	21555	No
305	GOM_NL__2PRFIN20060414_224306_000000342046_00459_21555_9041.N1	14-APR-2006 22:43:06	Bright	33.500	36	50Alp UMa	1.8000	6300.0	67	21555	No
306	GOM_NL__2PRFIN20060414_224823_000000402046_00459_21555_9042.N1	14-APR-2006 22:48:23	Bright	40.000	60	7Bet UMi	2.0810	3950.0	80	21555	No
307	GOM_NL__2PRFIN20060414_225109_000000362046_00459_21555_9043.N1	14-APR-2006 22:51:09	Bright	36.000	49	1Alp UMi	1.9900	6300.0	72	21555	No
308	GOM_NL__2PRFIN20060414_225828_000000382046_00459_21555_9044.N1	14-APR-2006 22:58:28	Bright	37.500	89	5Alp Cep	2.4510	8000.0	75	21555	No
309	GOM_NL__2PRFIN20060414_230819_000000532046_00459_21555_9045.N1	14-APR-2006 23:08:19	Bright	53.000	164	44Eta Peg	2.9480	5400.0	106	21555	No
310	GOM_NL__2PRFIN20060414_231749_000000462046_00459_21555_9046.N1	14-APR-2006 23:17:49	Dark	45.500	162	34Alp Aqr	2.9440	5350.0	91	21555	No
311	GOM_NL__2PRFIN20060414_232248_000000412046_00459_21555_9047.N1	14-APR-2006 23:22:48	Dark	41.000	142	49Del Cap	2.8500	8900.0	82	21555	No
312	GOM_NL__2PRFIN20060414_233507_000000392046_00460_21556_9028.N1	14-APR-2006 23:35:07	Dark	39.000	45	Alp Pav	1.9400	26000.	78	21556	No
313	GOM_NL__2PRFIN20060414_234230_000000482046_00460_21556_9029.N1	14-APR-2006 23:42:30	Dark	47.500	43	Alp TrA	1.9100	4250.0	95	21556	No
314	GOM_NL__2PRFIN20060414_234435_000000402046_00460_21556_9030.N1	14-APR-2006 23:44:35	Dark	39.500	134	Bet TrA	2.8100	6600.0	79	21556	No
315	GOM_NL__2PRFIN20060414_234700_000000472046_00460_21556_9031.N1	14-APR-2006 23:47:00	Straylight	47.000	4	Alp1Cen	-0.010000	5800.0	94	21556	No
316	GOM_NL__2PRFIN20060414_235009_000000452046_00460_21556_9032.N1	14-APR-2006 23:50:09	Straylight	44.500	78	Alp Lup	2.3040	28000.	89	21556	No
317	GOM_NL__2PRFIN20060414_235145_000000472046_00460_21556_9033.N1	14-APR-2006 23:51:45	Straylight	46.500	81	Eta Cen	2.3560	28000.	93	21556	No
318	GOM_NL__2PRFIN20060414_235409_000000492046_00460_21556_9034.N1	14-APR-2006 23:54:09	Straylight	49.000	54	5The Cen	2.0550	4500.0	98	21556	No
319	GOM_NL__2PRFIN20060414_235919_000000432046_00460_21556_9035.N1	14-APR-2006 23:59:19	Tw_i_and_stray	42.500	106	9Bet Crv	2.6480	5600.0	85	21556	No

### 3. Quality information per product

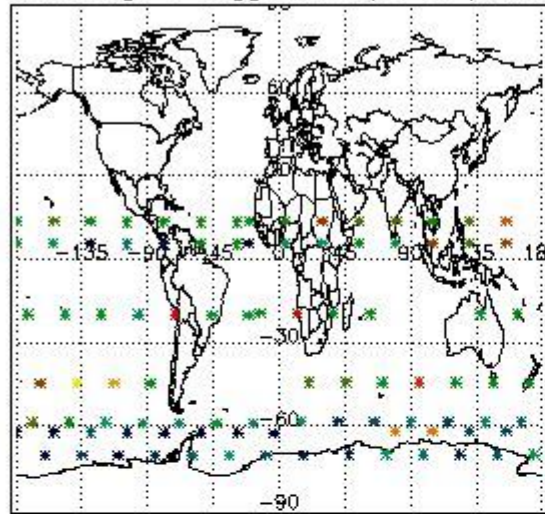
In this section it is plotted some information contained in the Quality Summary data set of the level 2 products. Only products in dark limb conditions and without errors (error flag in the MPH set to "0") are used.

#### 3.1 Plot quality information per product (time dependant)

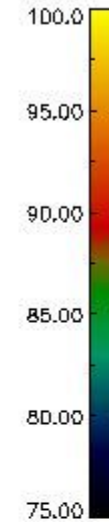
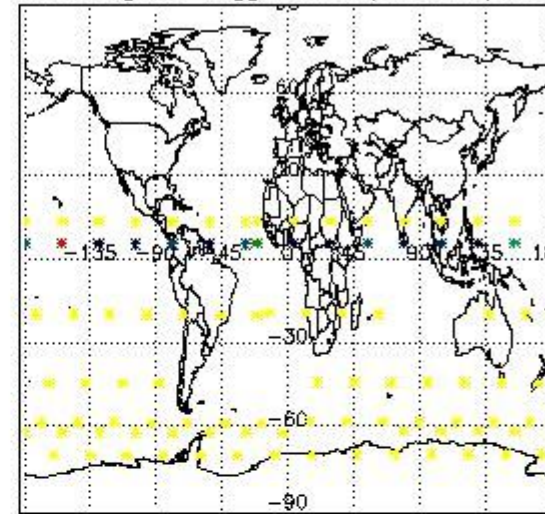


3.2 Plot quality information per product (world map)

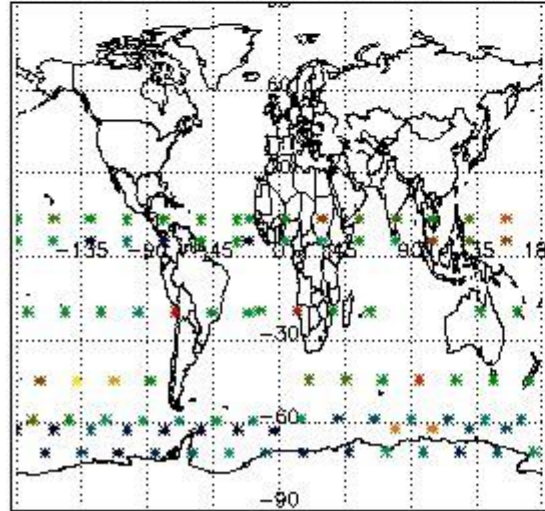
Percentage of flagged data per O3 profile



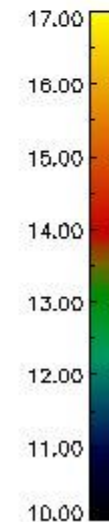
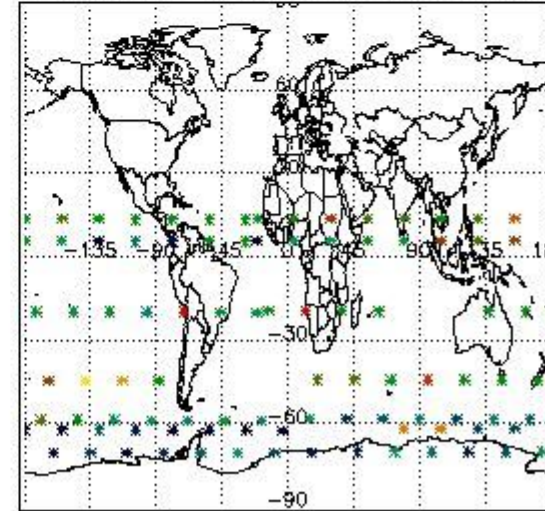
Percentage of flagged data per H2O profile



Percentage of flagged data per NO2 profile



Percentage of flagged data per NO3 profile

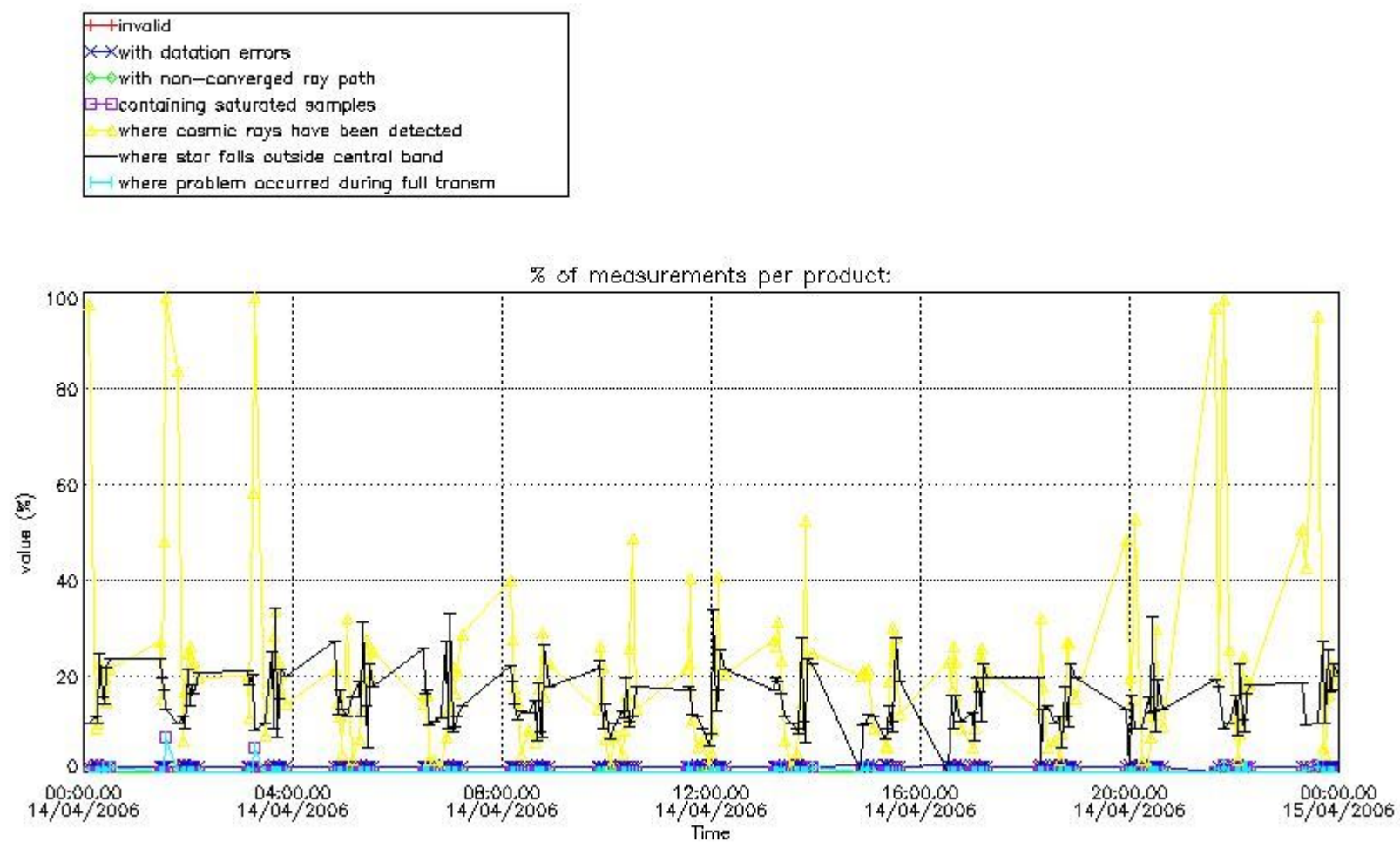


#### 4. Level 1 quality information per product

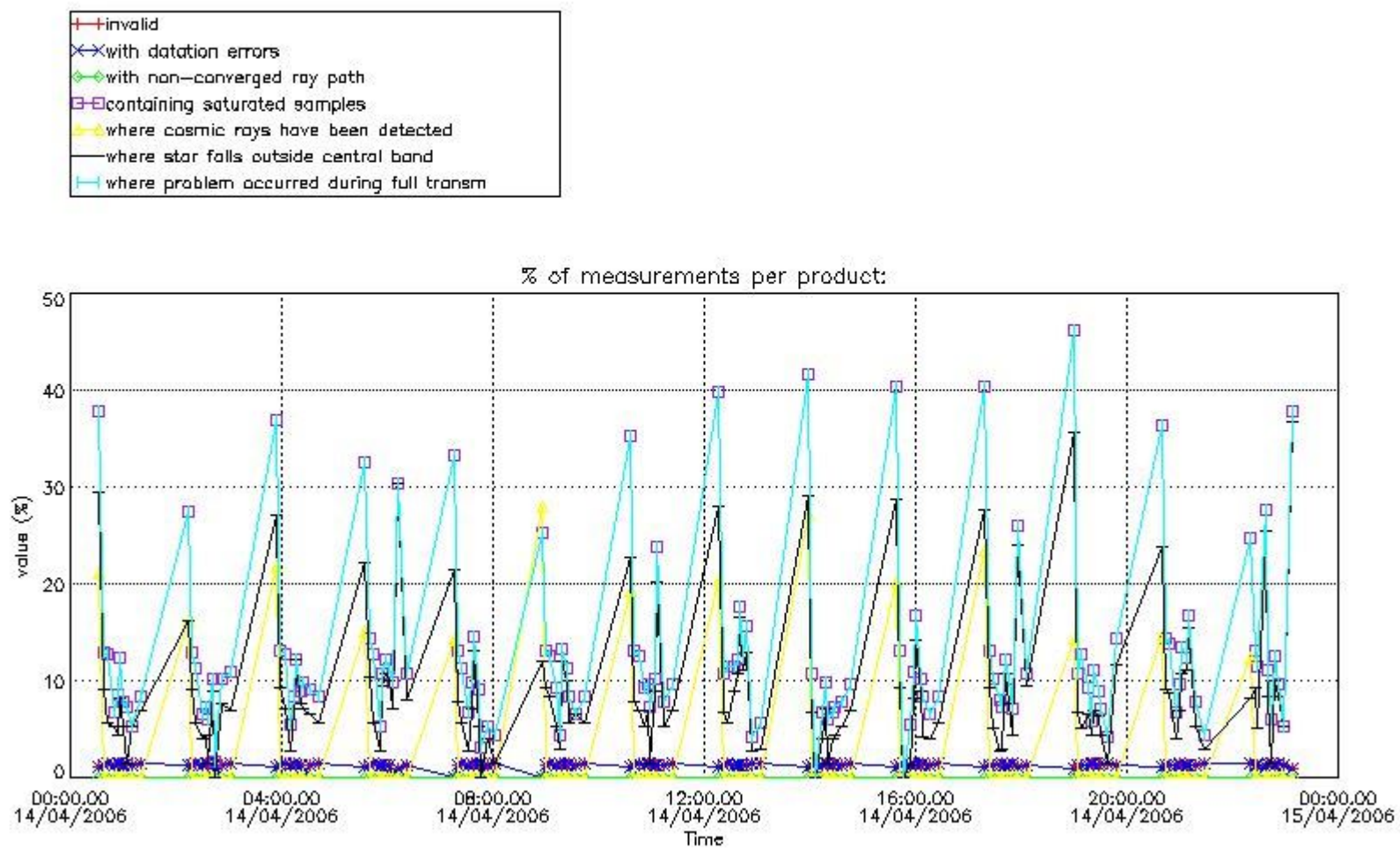
In this section it is plotted some information contained in the Quality Summary data set of the level 2 products that comes from the level 1b processing. Products without errors (error flag in the MPH set to "0") are used.

##### 4.1 Plot quality information per product (time dependant) coming from level 1b processing

###### 4.1.1 Plot level 1 quality information per product (time dependant): ENVISAT ASCENDING passes

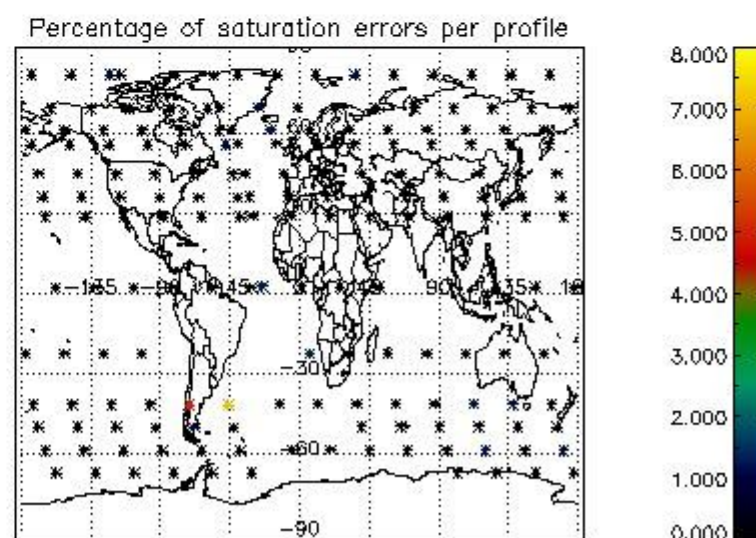
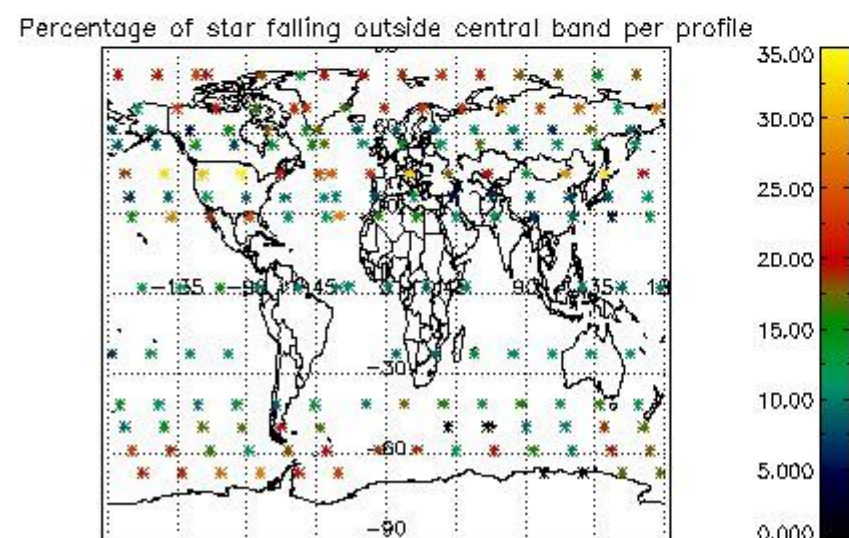
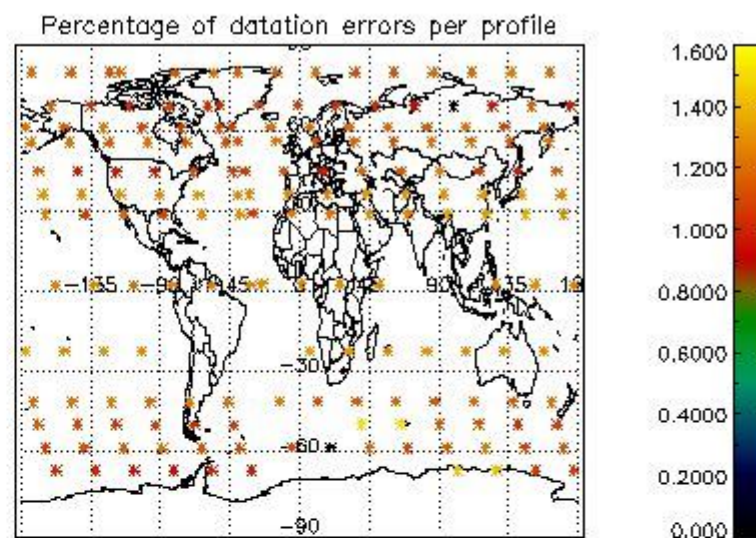
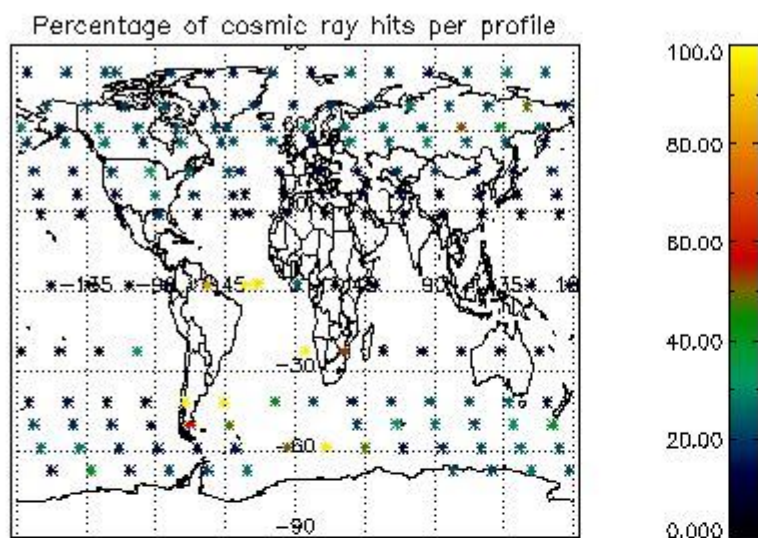


4.1.2 Plot level 1 quality information per product (time dependant): ENVI SAT DESCENDING passes

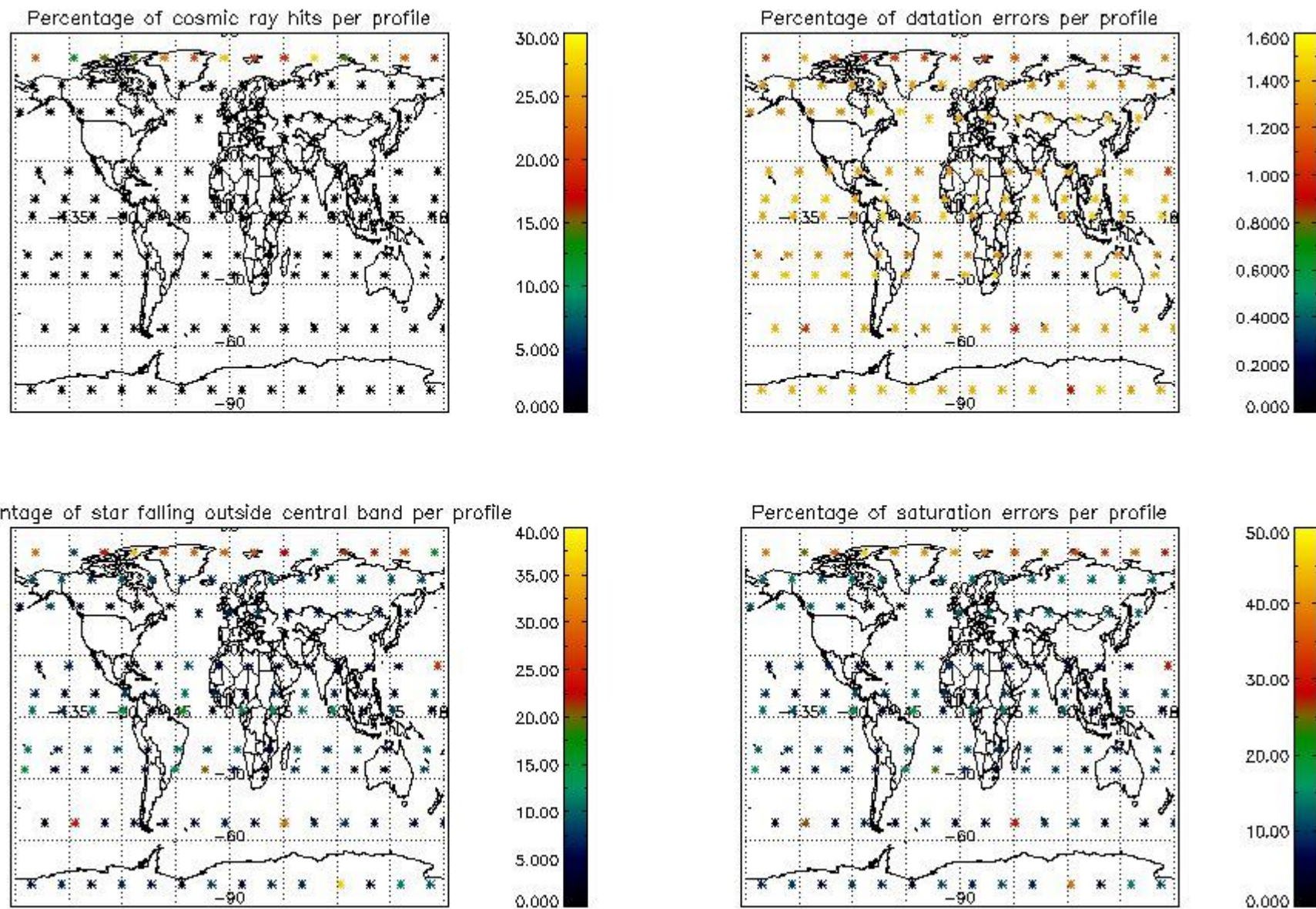


*4.2 Plot quality information per product coming from level 1b processing (world map)*

*4.2.1 Plot level 1 quality information per product (world map): ENVISAT ASCENDING passes*



4.2.2 Plot level 1 quality information per product (world map): ENVISAT DESCENDING passes



## 5. Trace gas profiles

### 5.1 Ozone statistics based on quality of products

The final quality of the products can be "measured" using the STD (Standard Deviation) attached to every point profile. This information is written to the parameter GOM\_NL\_\_2P/NL\_LOCAL\_SPECIES\_DENSITY/o3\_std of the level 2 products. The table below shows the statistics for given STD ranges.

The statistics are given with respect to the overall valid production:

- Products without fatal errors: GOM\_NL\_\_2P/MPH/PRODUCT\_ERR=0
- Valid point profile: GOM\_NL\_\_2P/NL\_LOCAL\_SPECIES\_DENSITY/pcd(0)=0

The 'Criteria' is applied to valid points of dark limb products:

- Products in dark limb illumination condition: GOM\_NL\_\_2P/NL\_SUMMARY\_QUALITY/obs\_ill\_cond=0
- Products without fatal errors: GOM\_NL\_\_2P/MPH/PRODUCT\_ERR=0
- Valid point profile: GOM\_NL\_\_2P/NL\_LOCAL\_SPECIES\_DENSITY/pcd(0)=0

So, the table below shows the percentage of dark limb and valid observations for each criteria with respect to the overall valid daily observations.

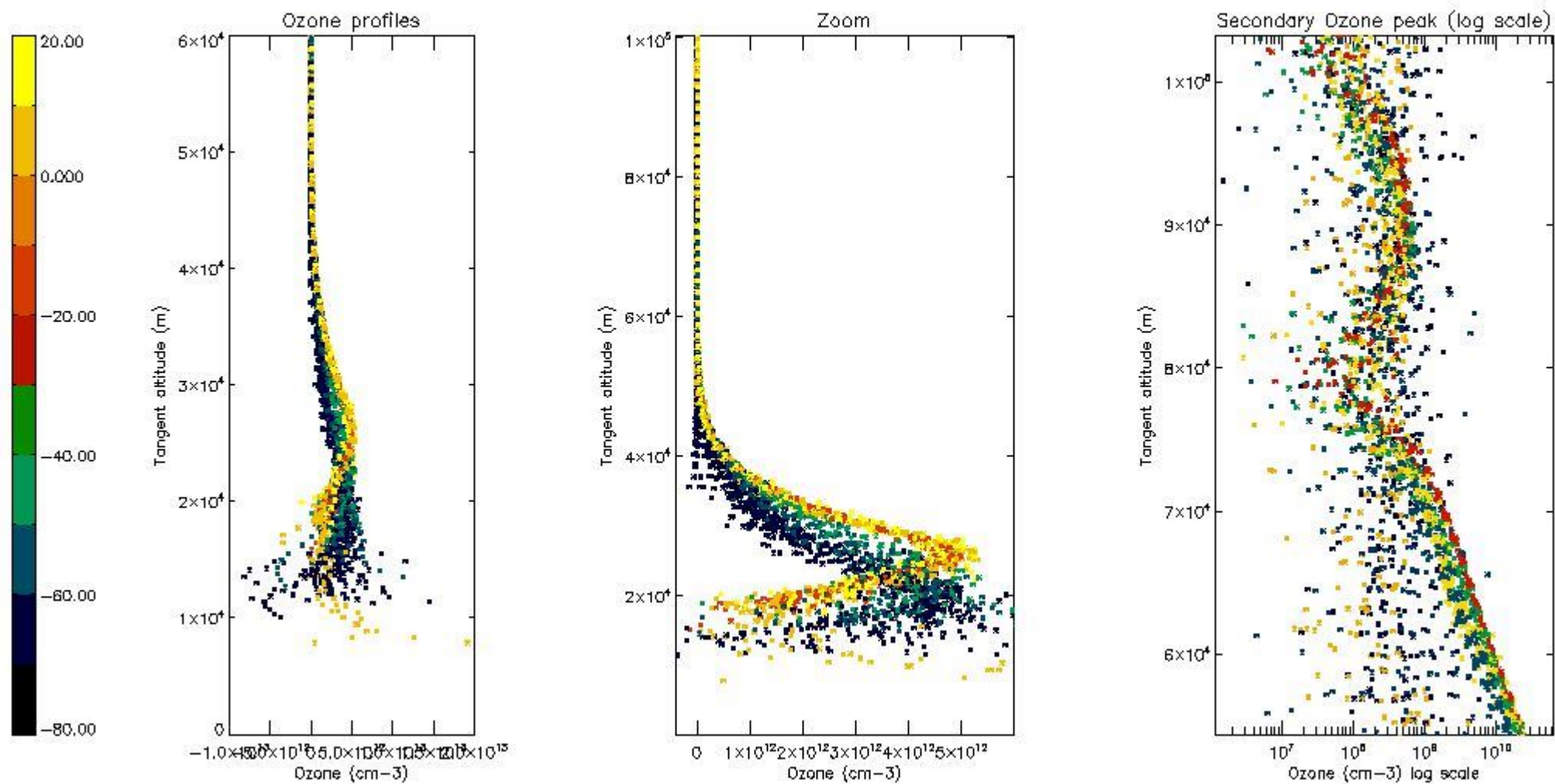
Criteria	% of total production
All STD	30
STD < 20	13



STD < 10	8
STD < 5	3

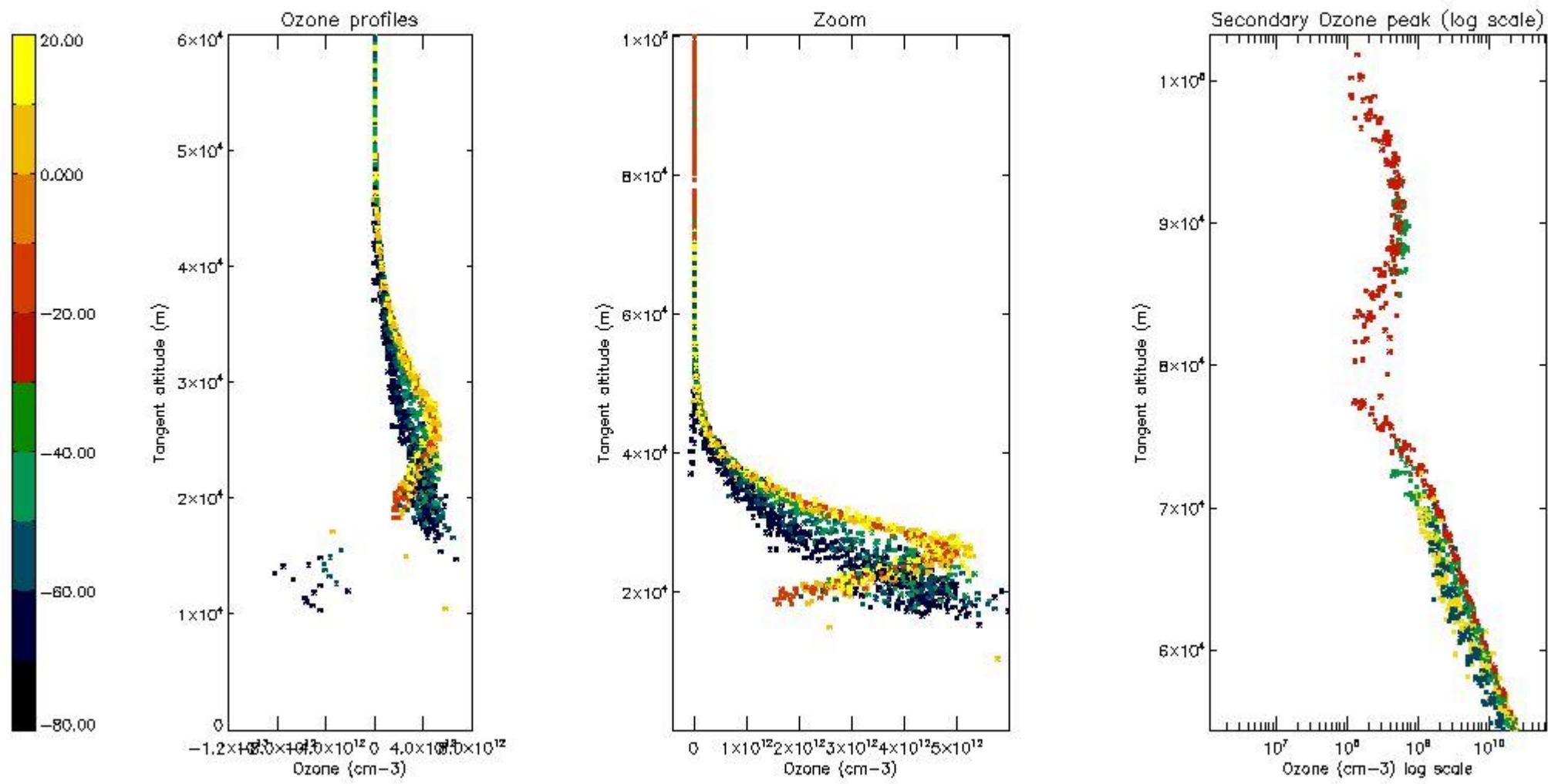
5.2 Plot ozone profiles for all STD (dark without errors)

The colorbar represents the latitude.



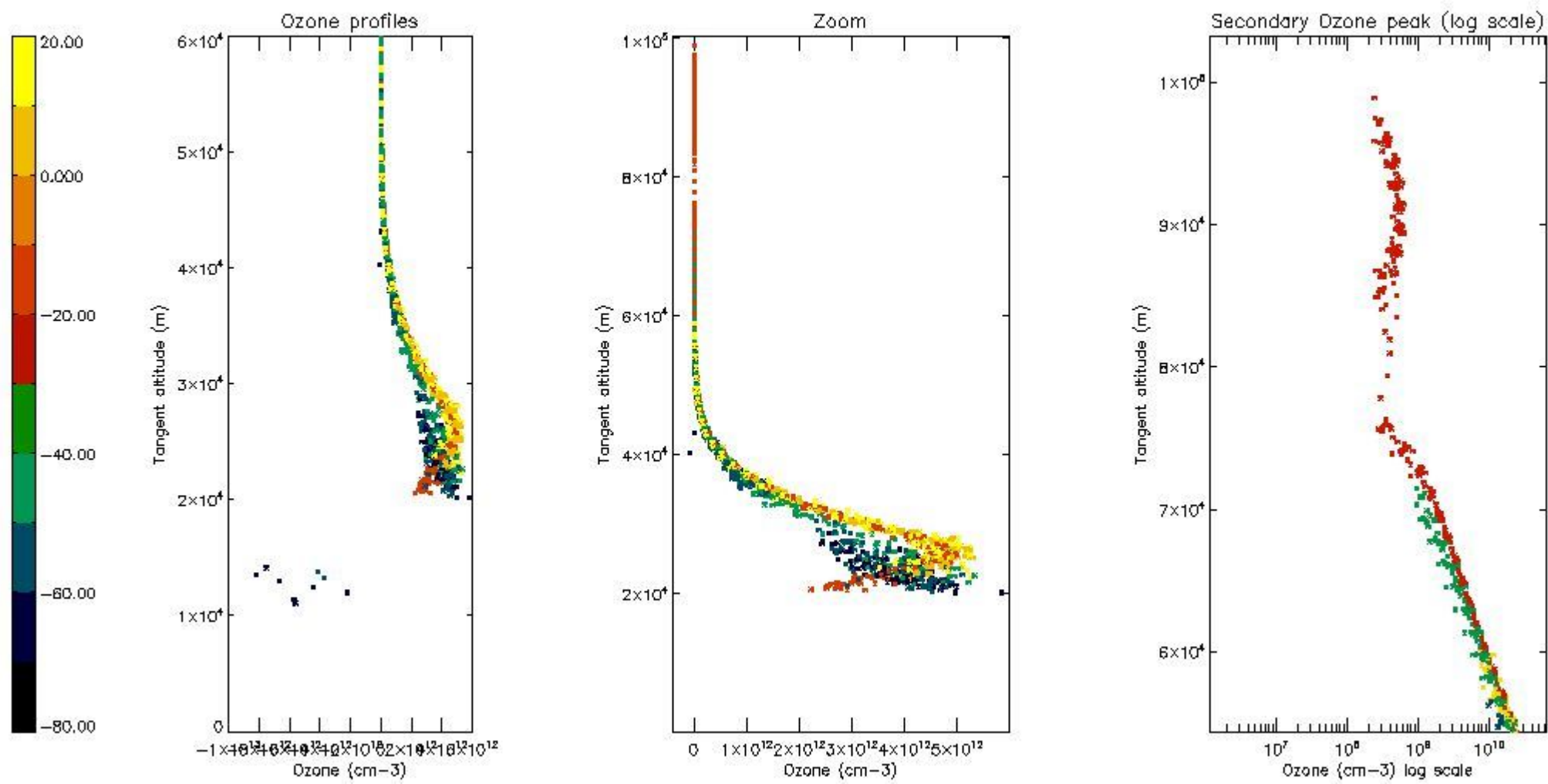
5.3 Plot ozone profiles where STD < 20% (dark without errors)

The colorbar represents the latitude.



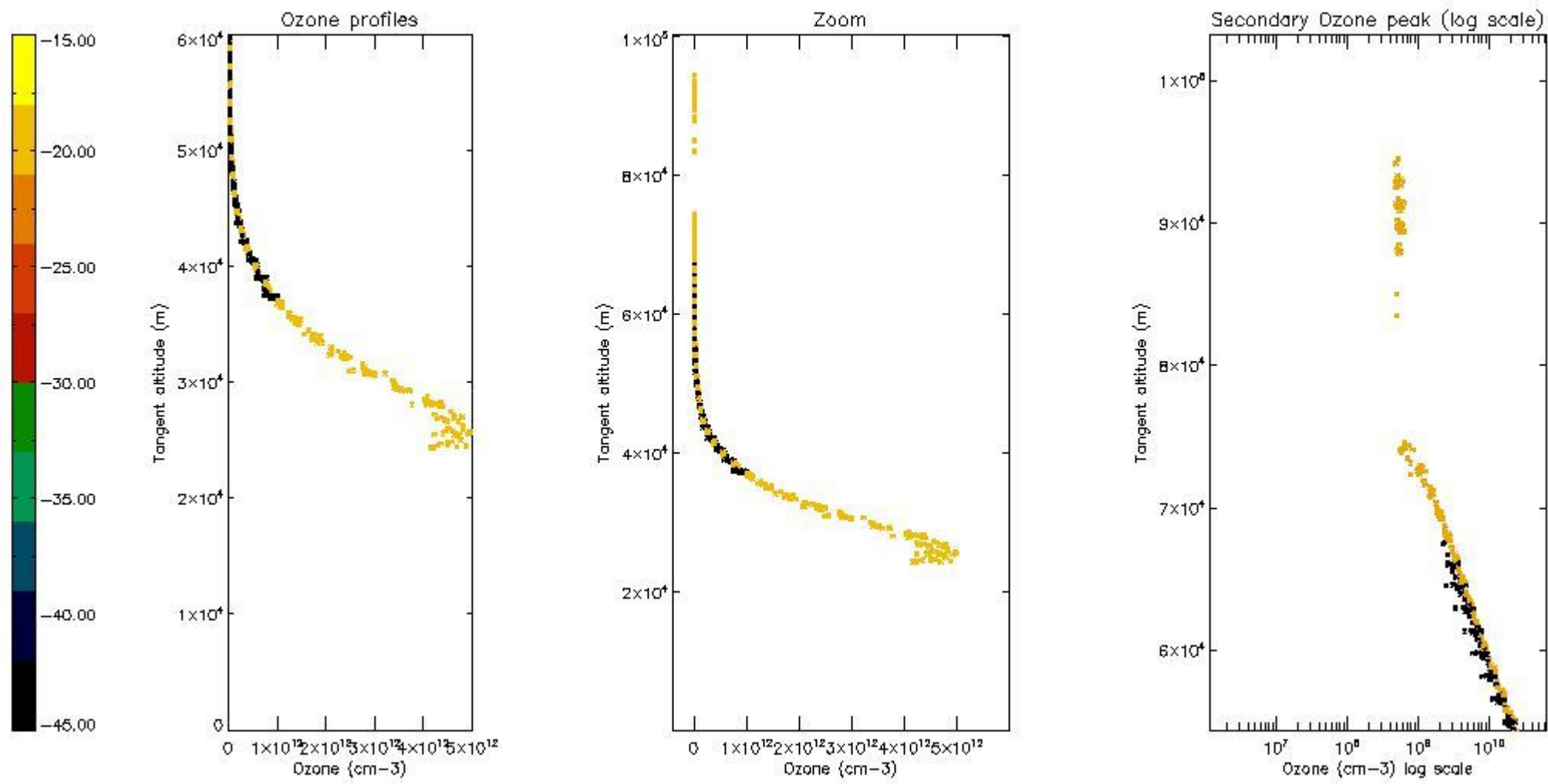
*5.4 Plot ozone profiles where STD < 10% (dark without errors)*

The colorbar represents the latitude.



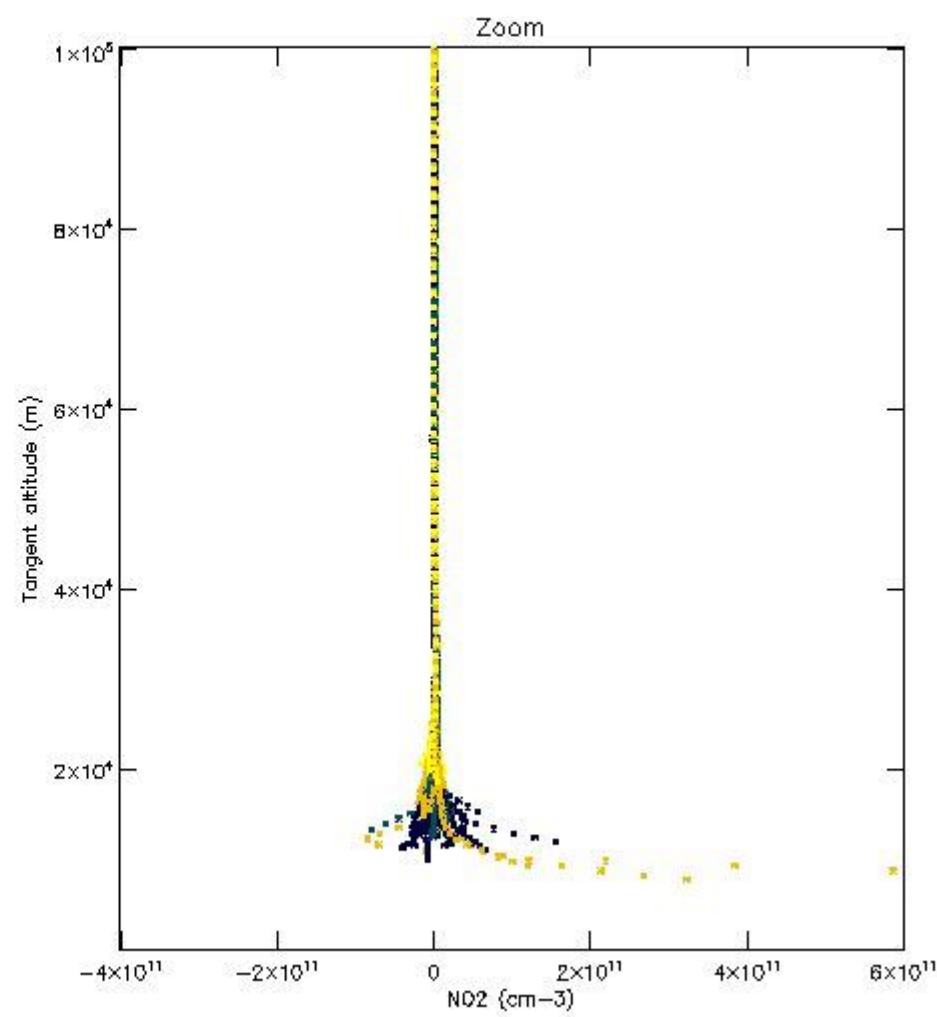
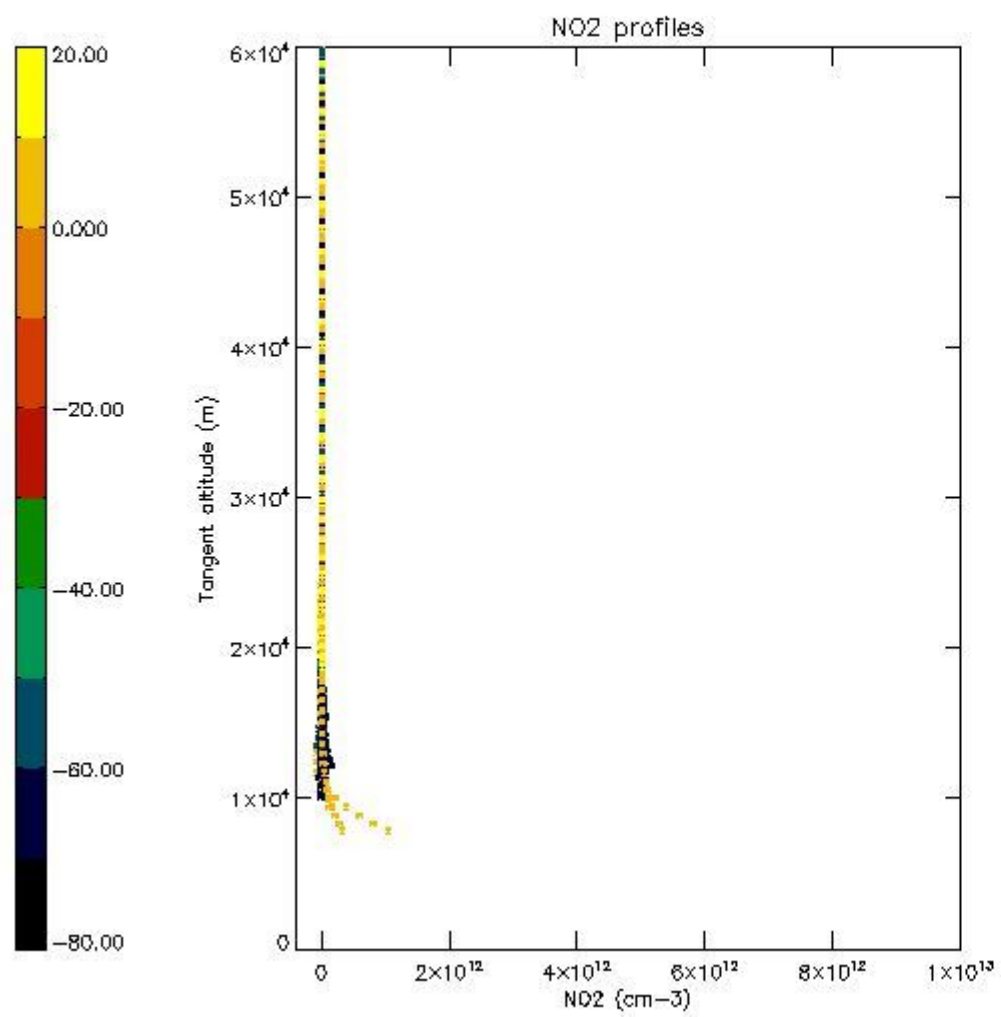
*5.5 Plot ozone profiles where STD < 5% (dark without errors)*

The colorbar represents the latitude.



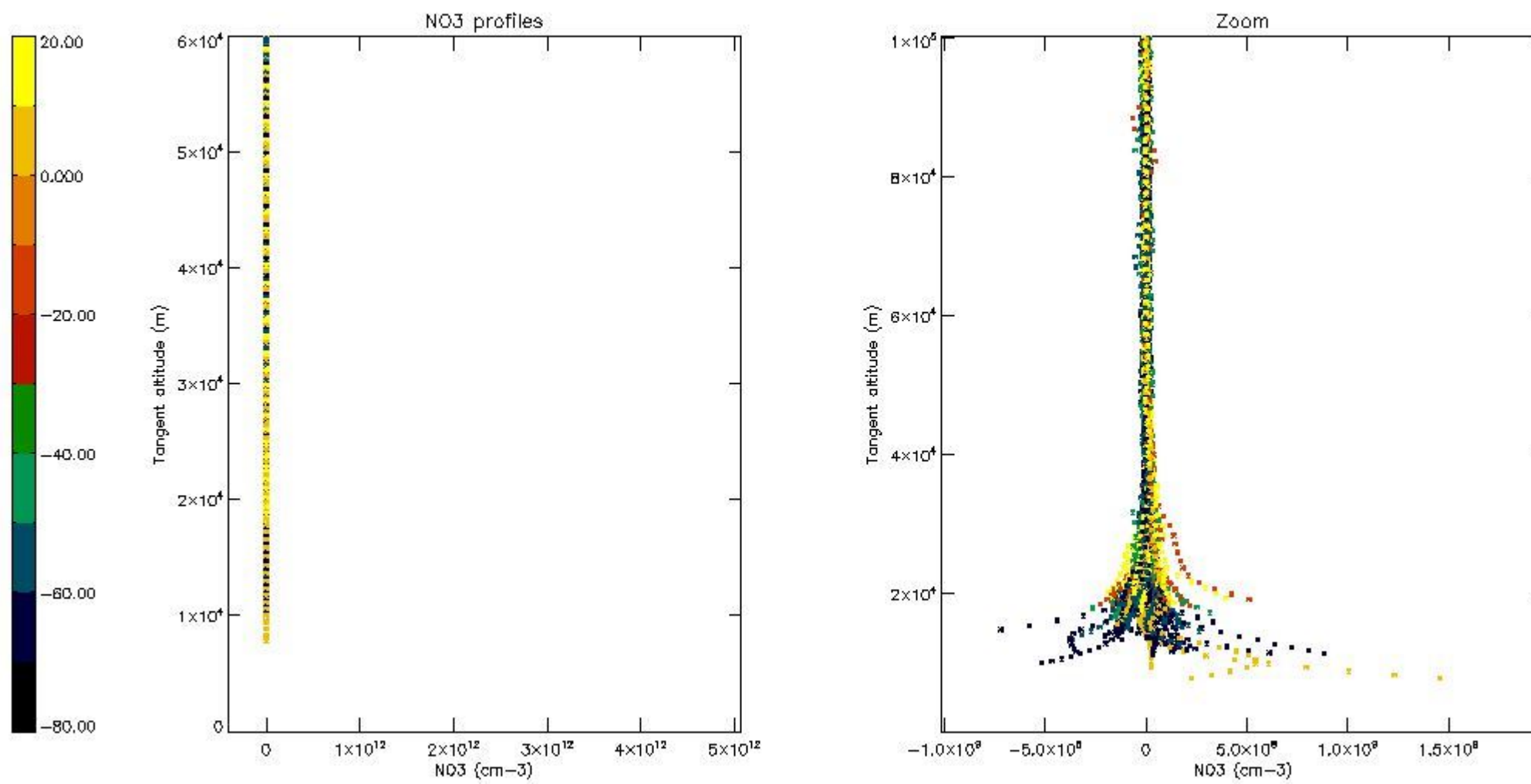
*5.6 Plot NO<sub>2</sub> profiles for all STD (dark without errors)*

The colorbar represents the latitude.



*5.7 Plot NO3 profiles for all STD (dark without errors)*

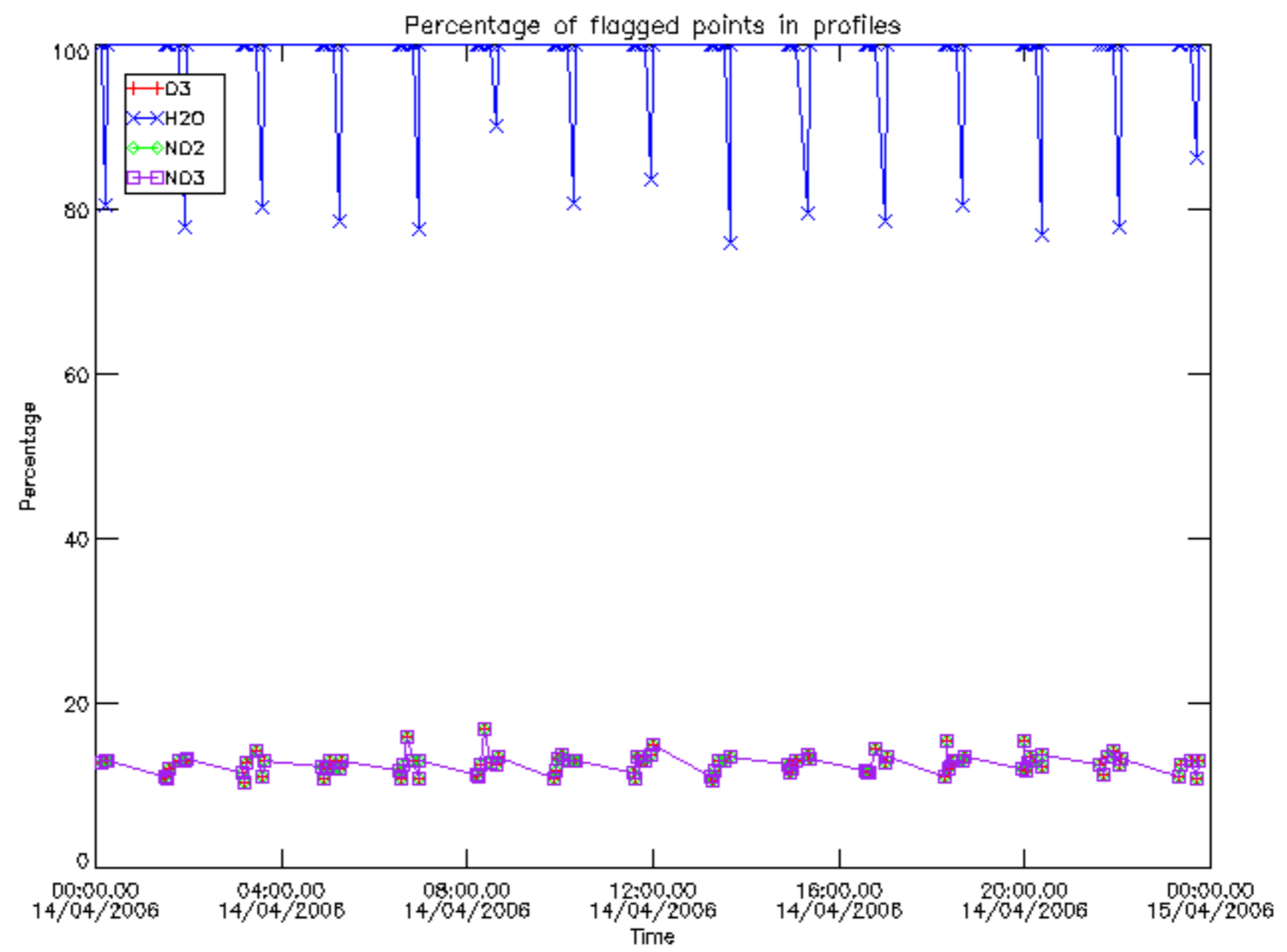
The colorbar represents the latitude.



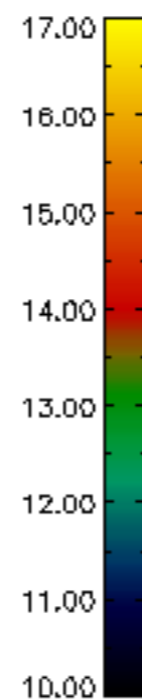
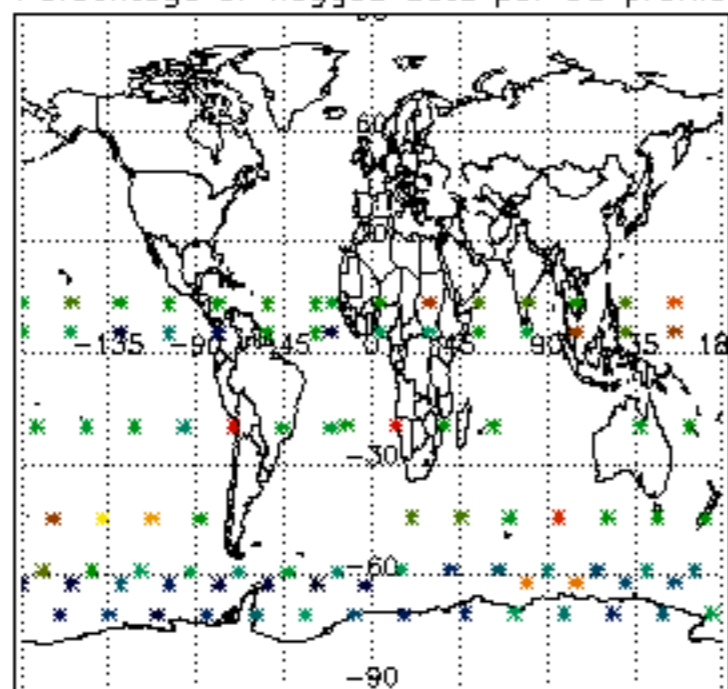
## 6. Auxiliary Data Files used for the production reported in section 2

The number reported in the third column indicates since which file (see list in section 2) the corresponding auxiliary file has been used. The fourth column is the date of those product files.

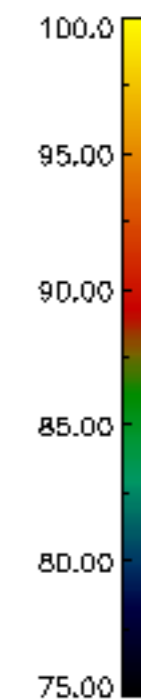
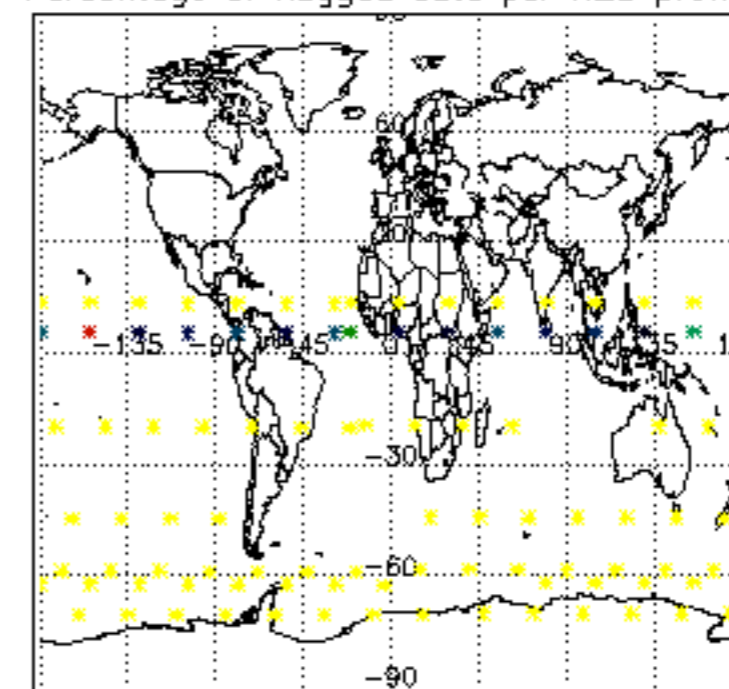
Type	Auxiliary Filename	Used since product	Used since product date
INST_PHYS_CHARACTERISTICS	GOM_INS_AXVIEC20091111_143220_20030716_120000_20500101_000000	1	14-APR-2006 00:06:36
LEVEL-2_PROC_CONFIG	GOM_PR2_AXVIEC20091111_152718_20020301_000000_20500101_000000	1	14-APR-2006 00:06:36
CROSS_SECTIONS_FILE	GOM_CRS_AXVIEC20091111_154832_20020301_000000_20500101_000000	1	14-APR-2006 00:06:36



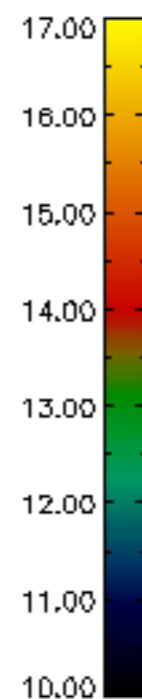
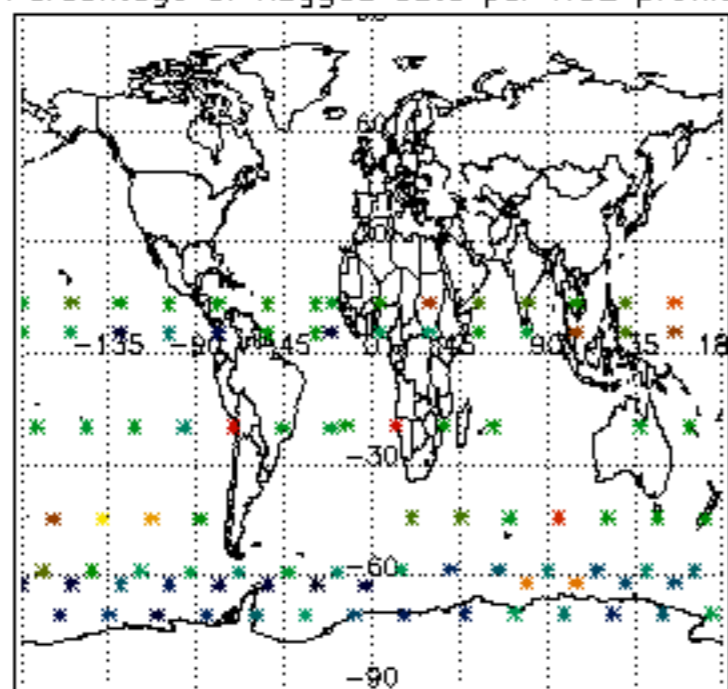
Percentage of flagged data per D3 profile



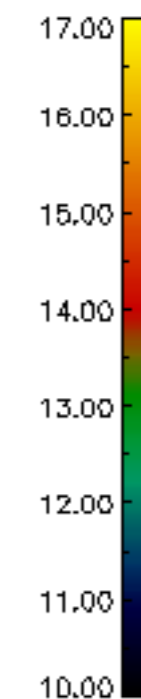
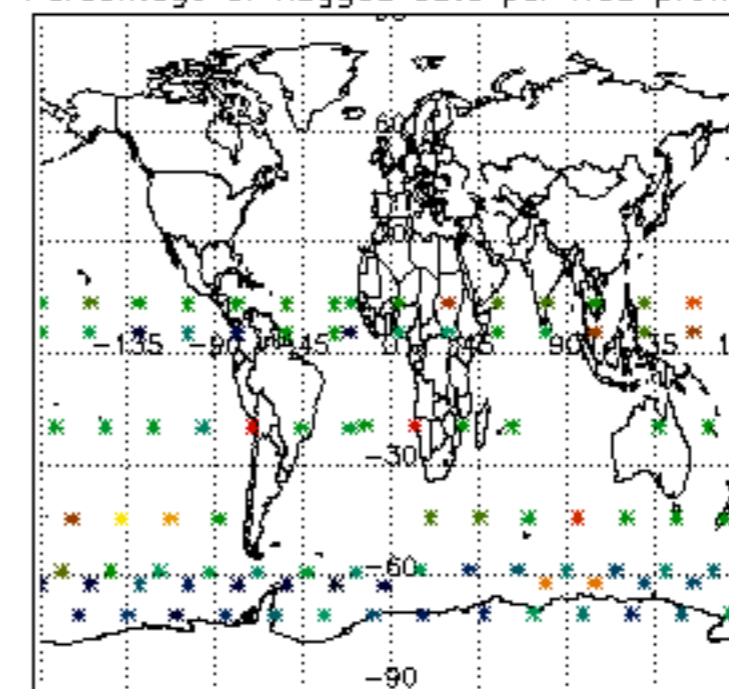
Percentage of flagged data per H2O profile



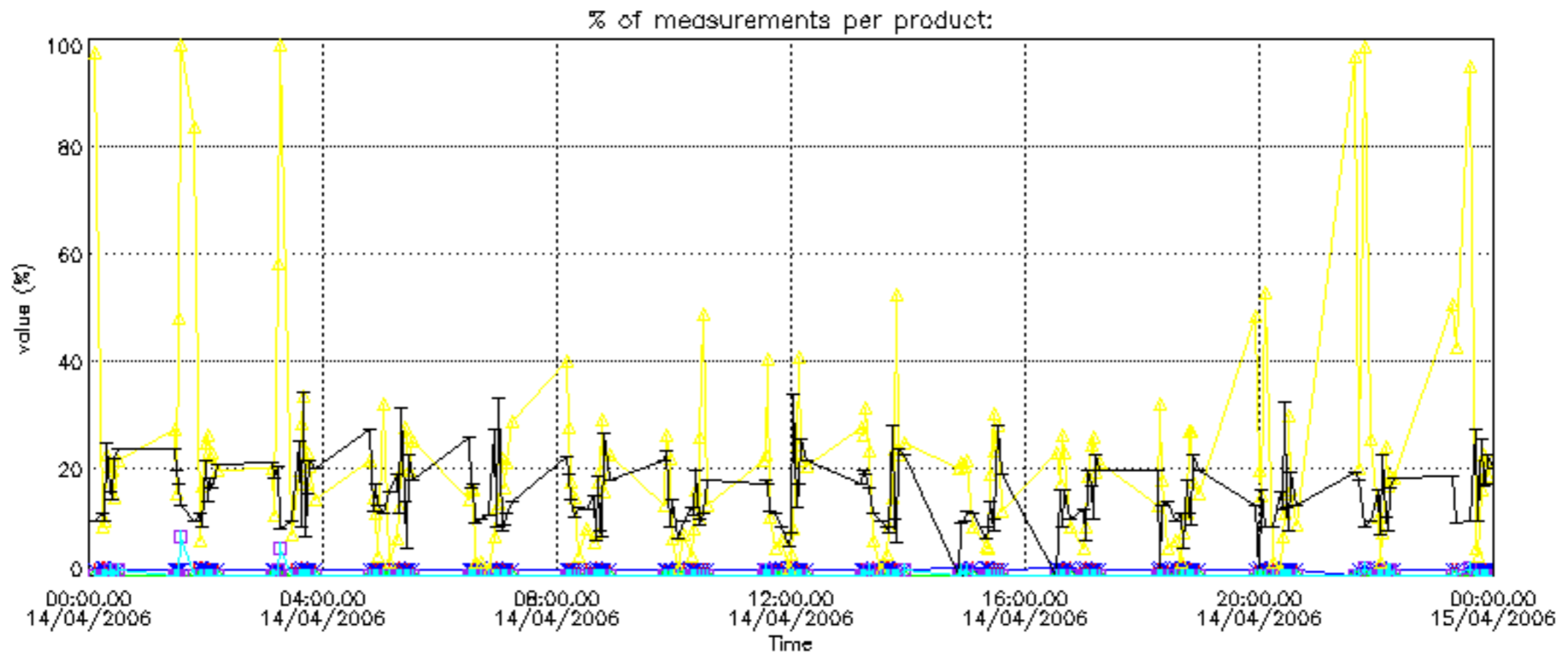
Percentage of flagged data per NO2 profile

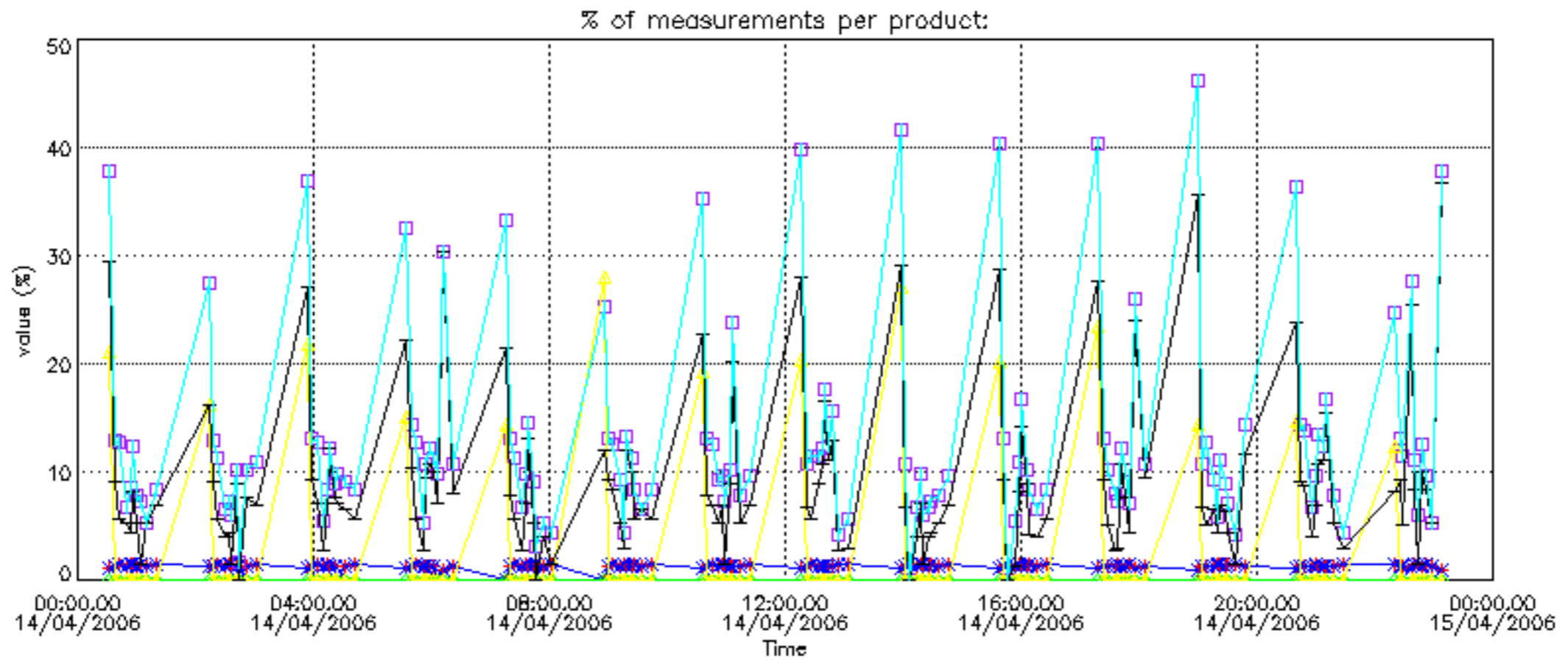


Percentage of flagged data per NO3 profile

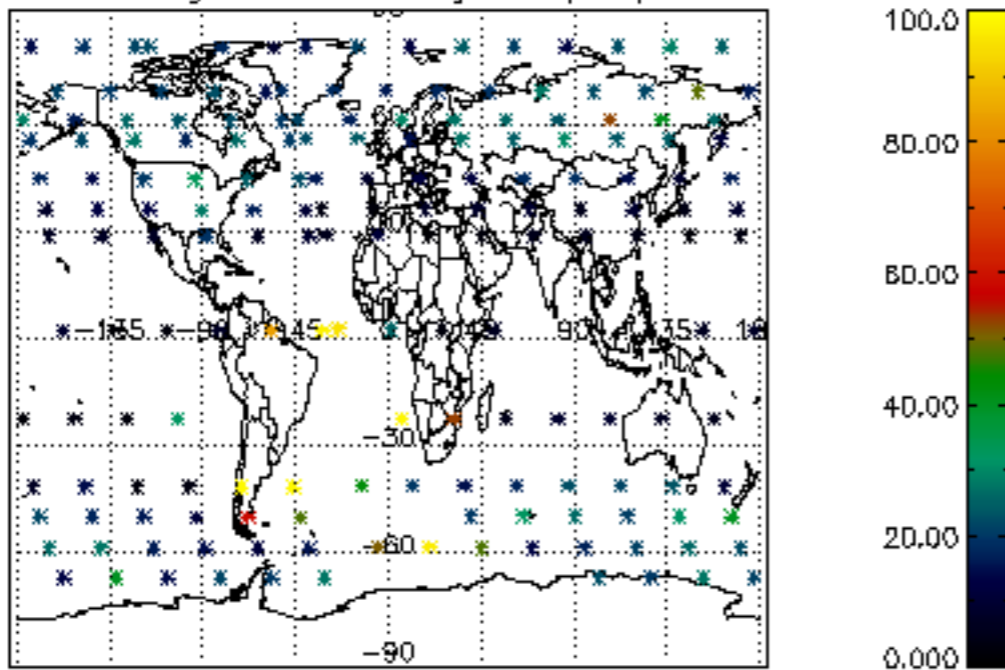




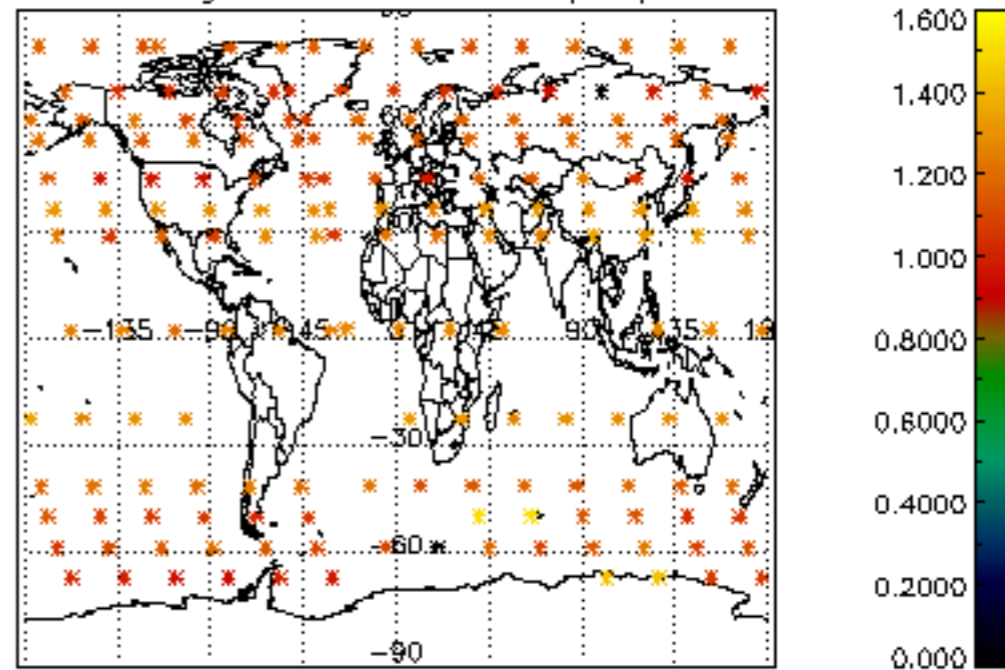




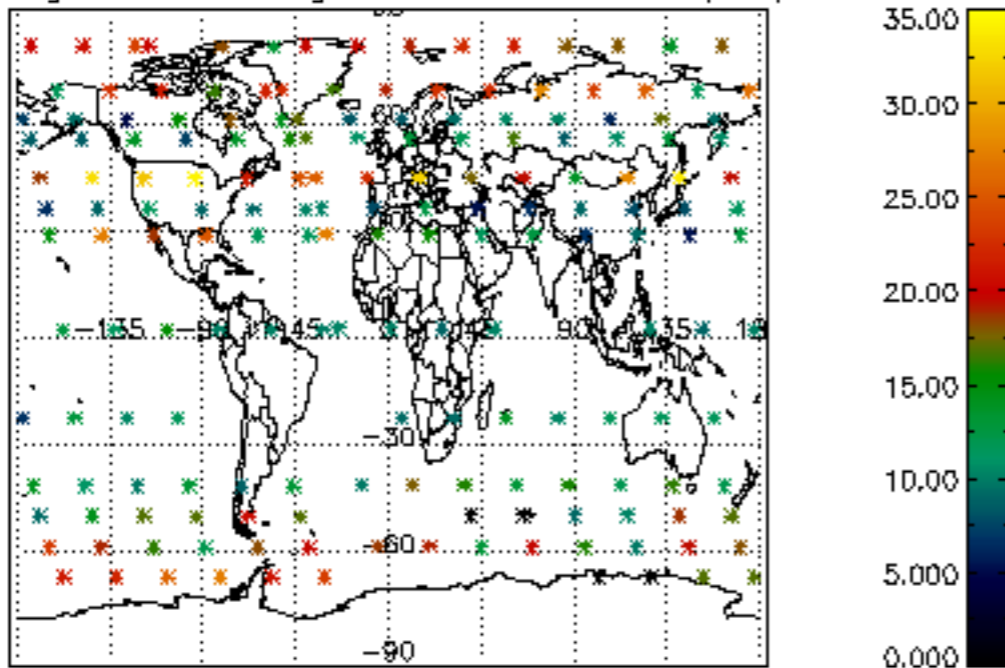
Percentage of cosmic ray hits per profile



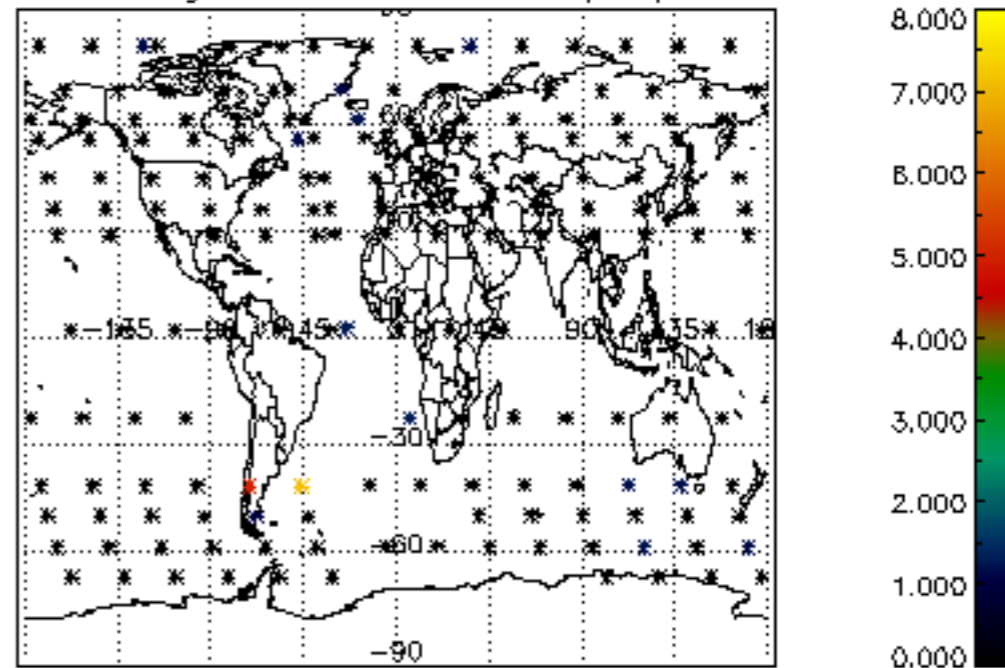
Percentage of datation errors per profile



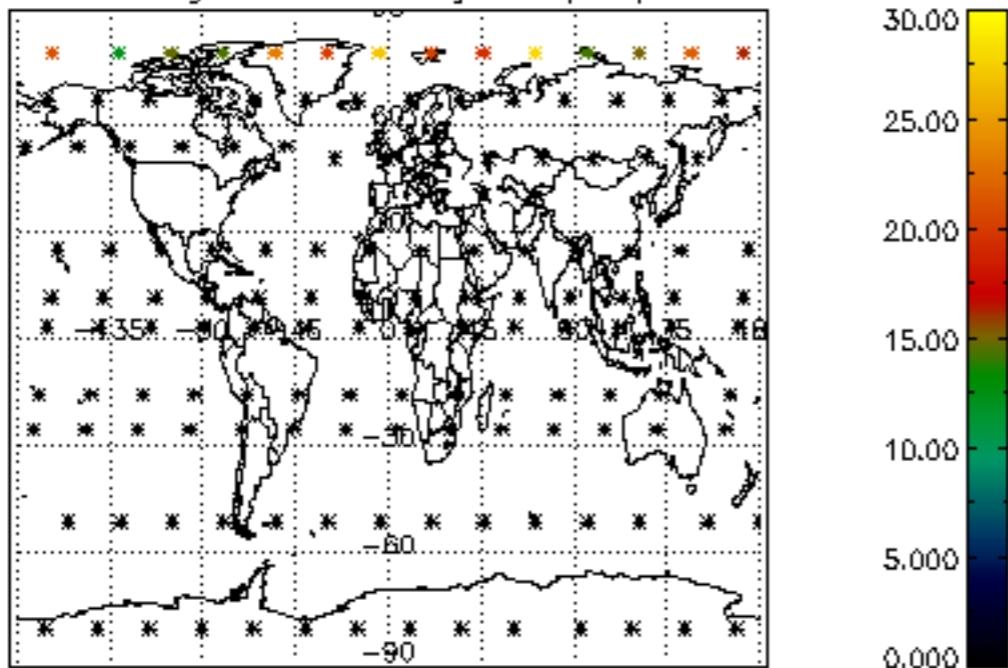
Percentage of star falling outside central band per profile



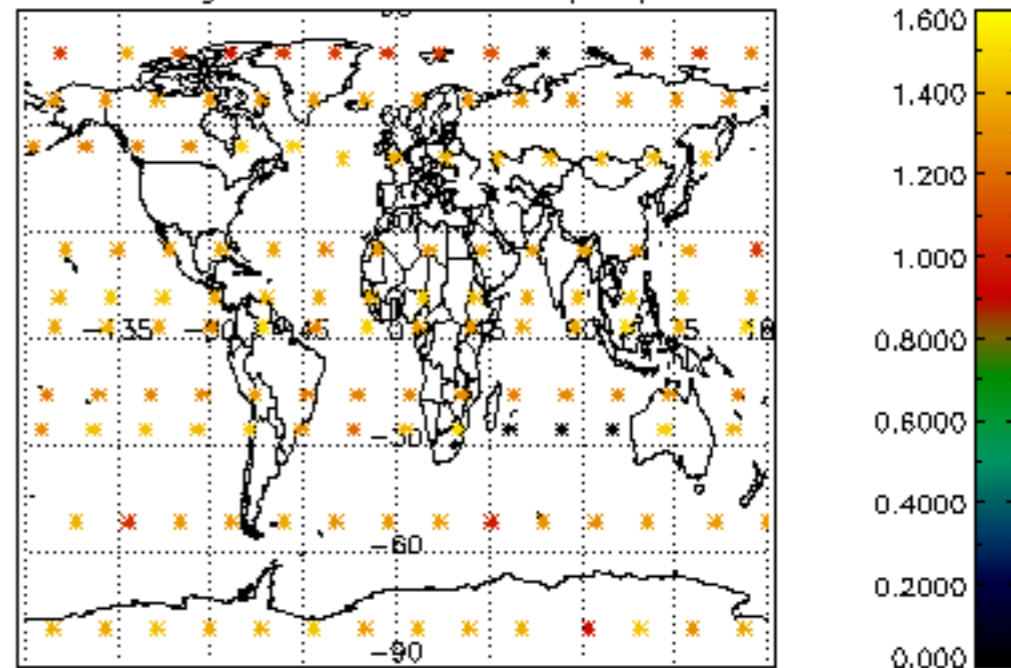
Percentage of saturation errors per profile



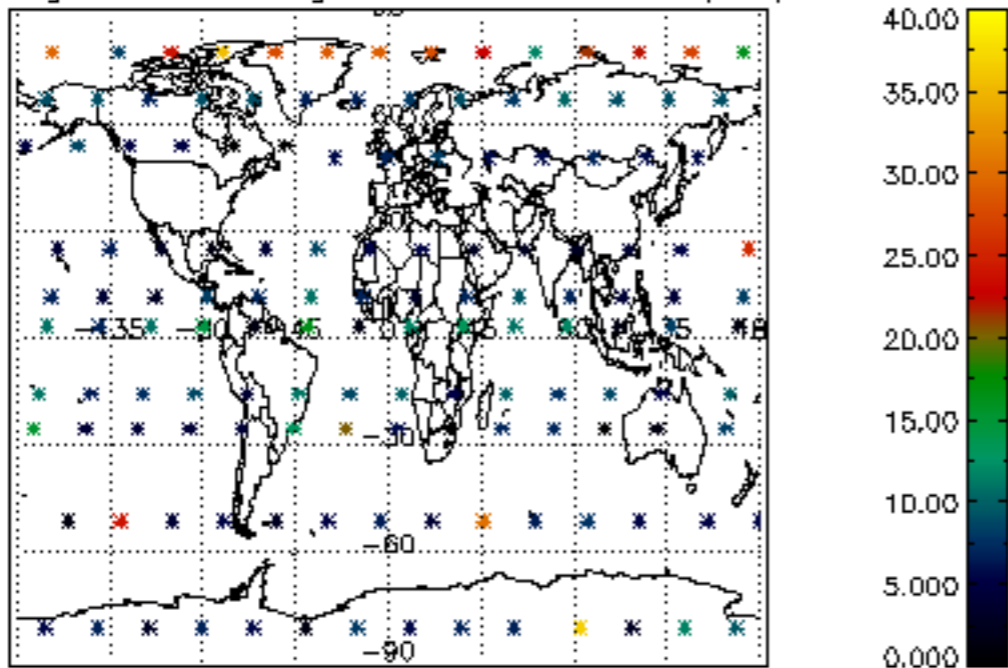
Percentage of cosmic ray hits per profile



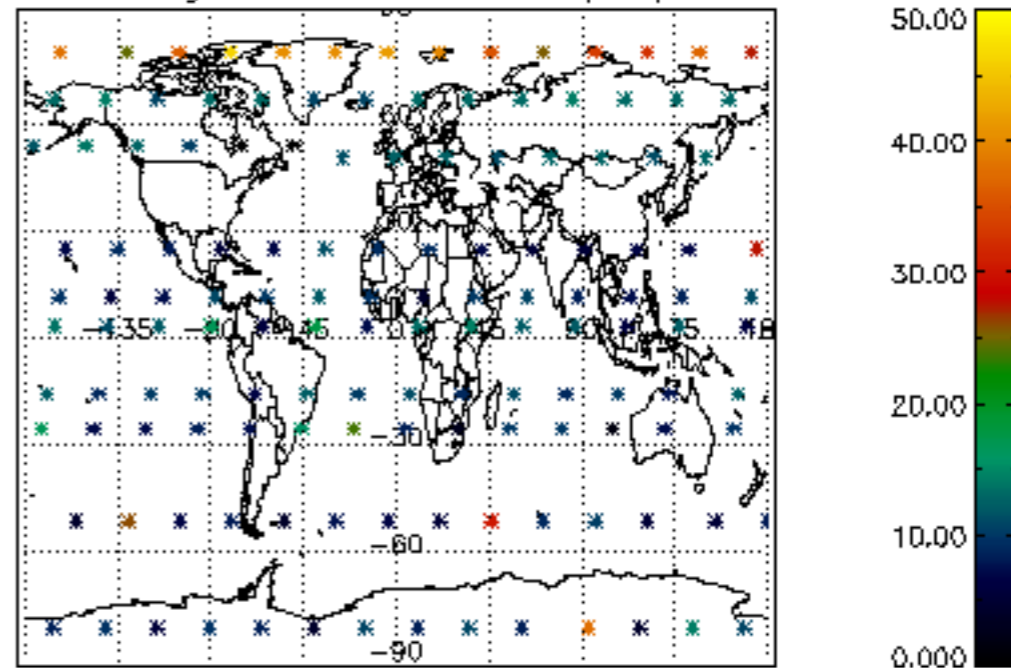
Percentage of datation errors per profile

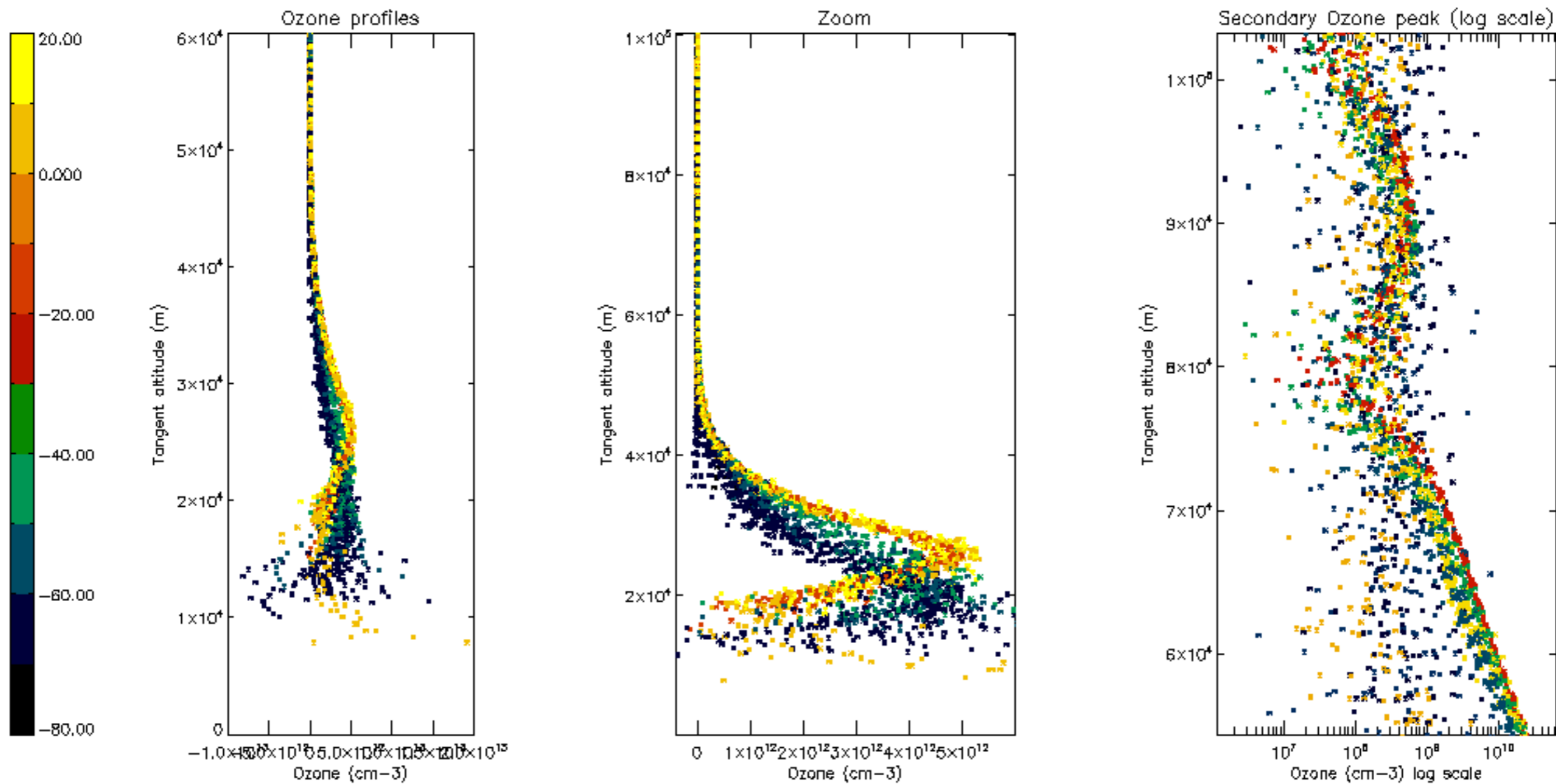


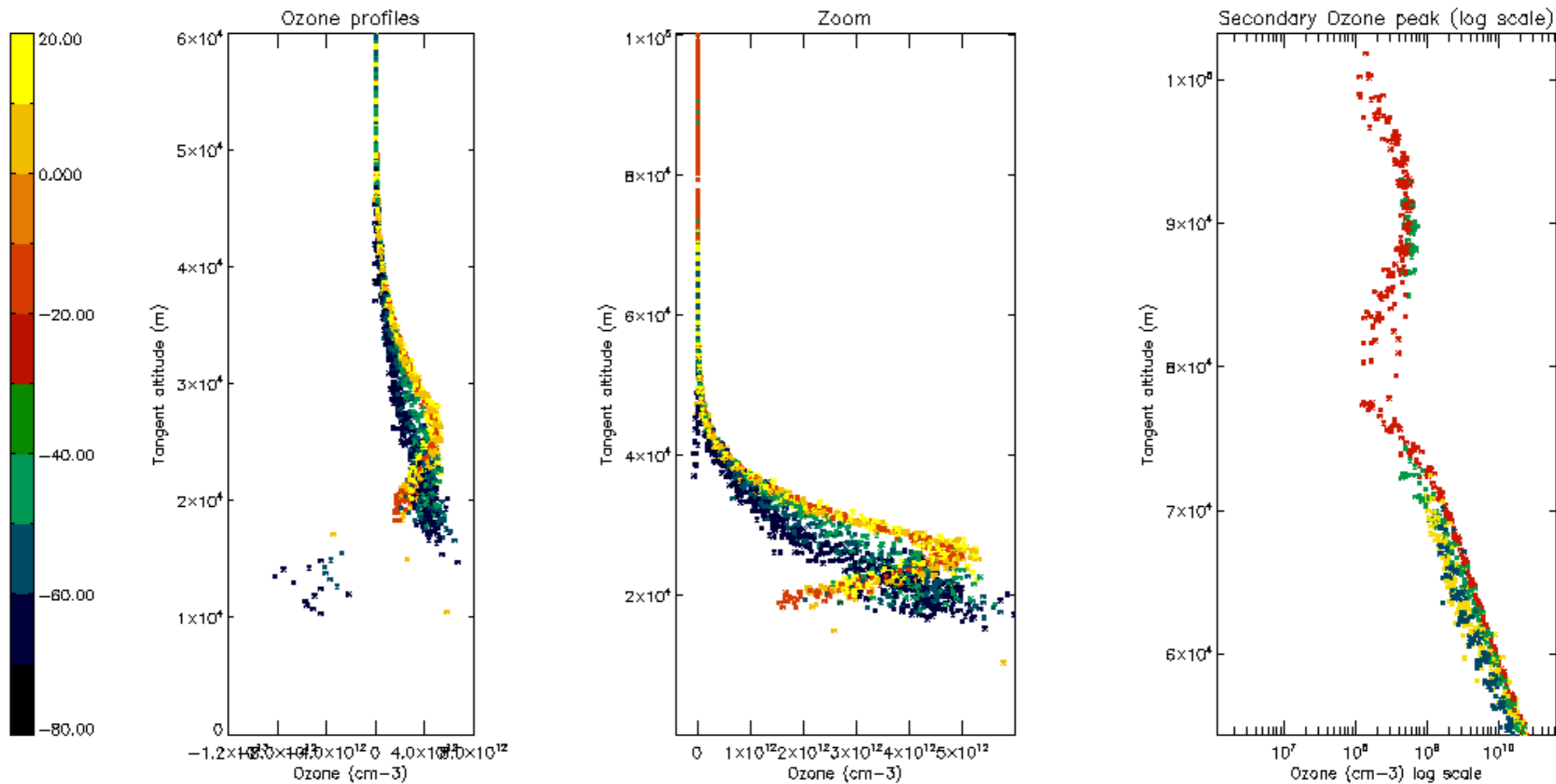
Percentage of star falling outside central band per profile

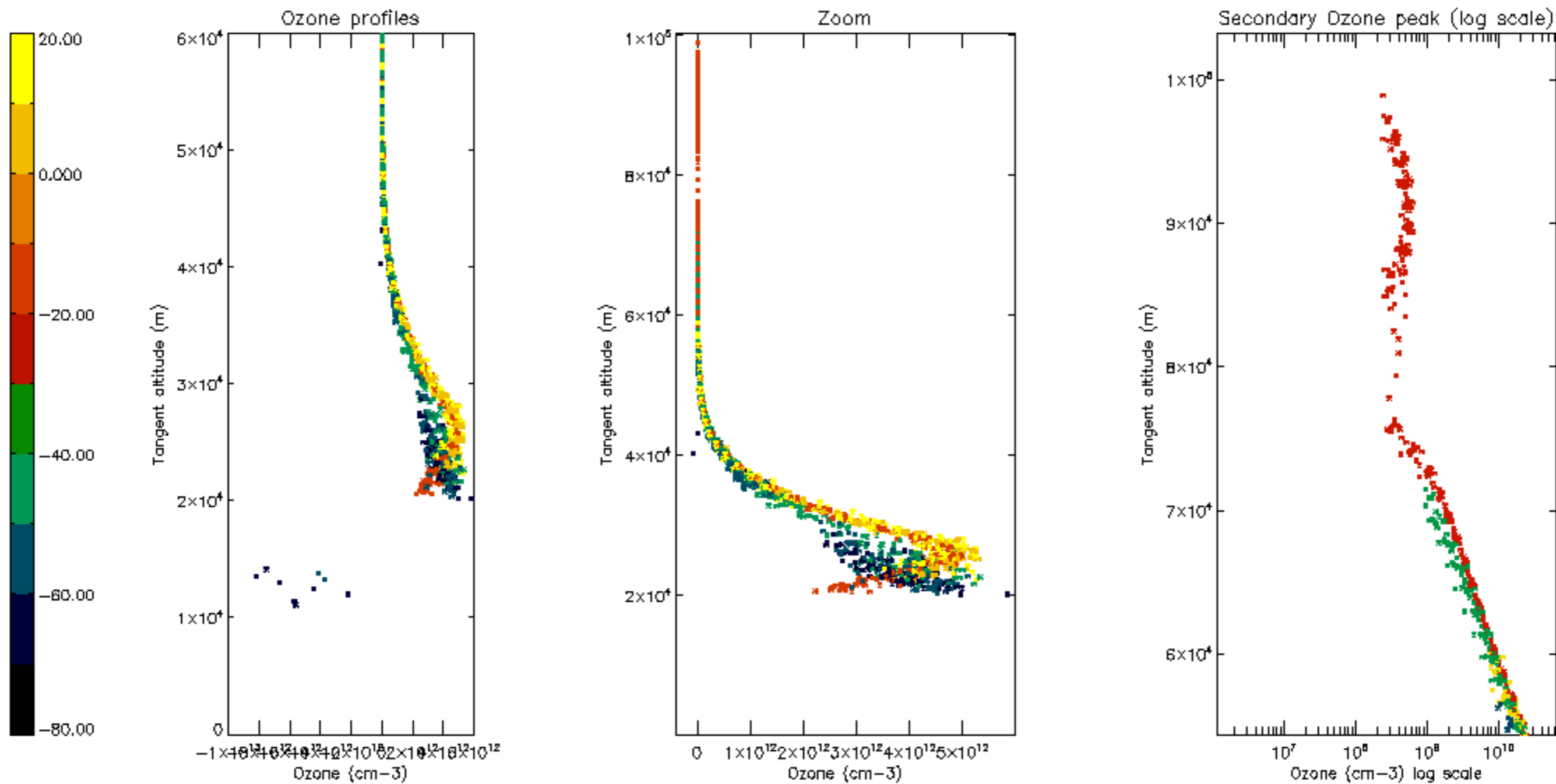


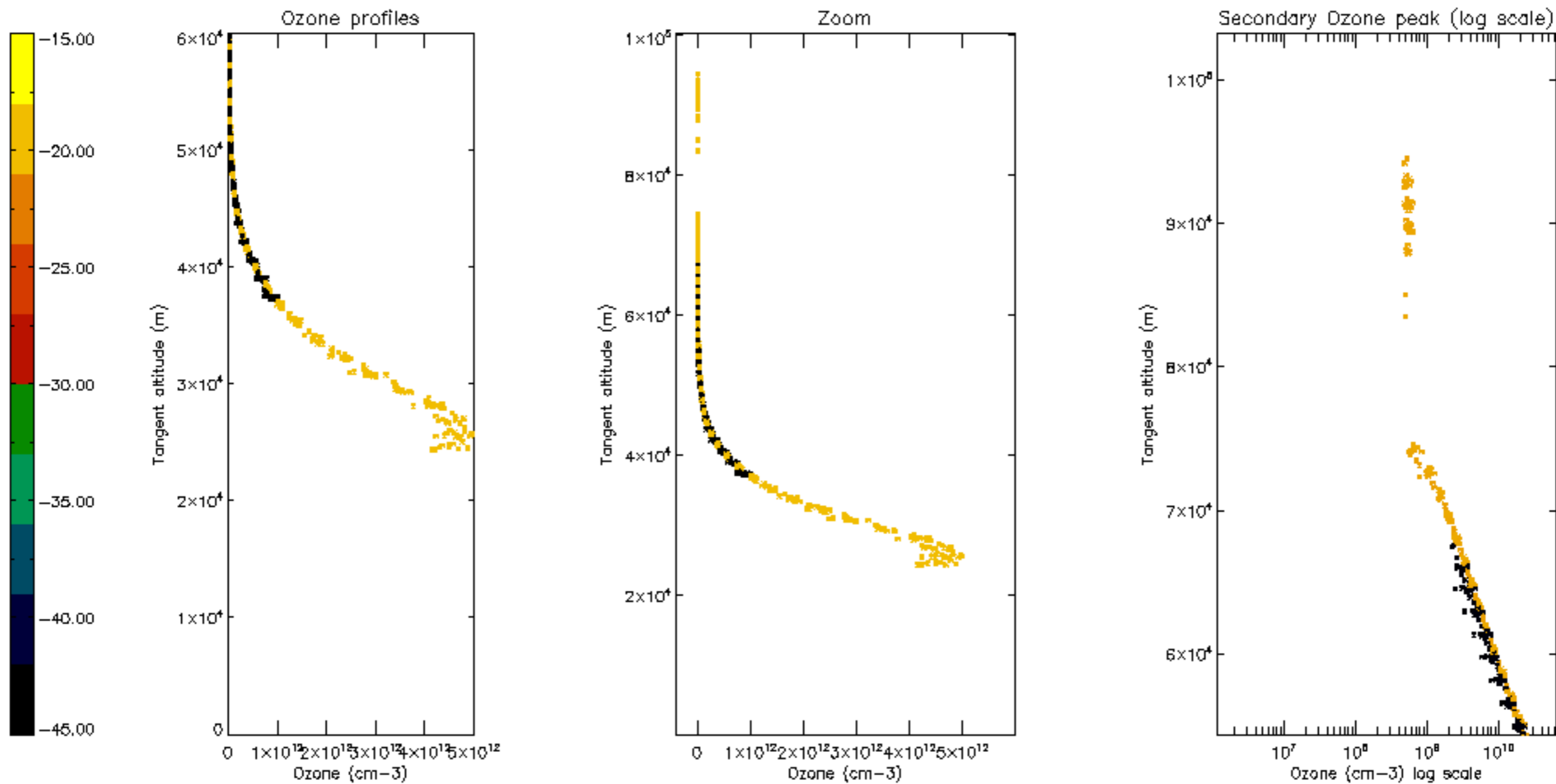
Percentage of saturation errors per profile



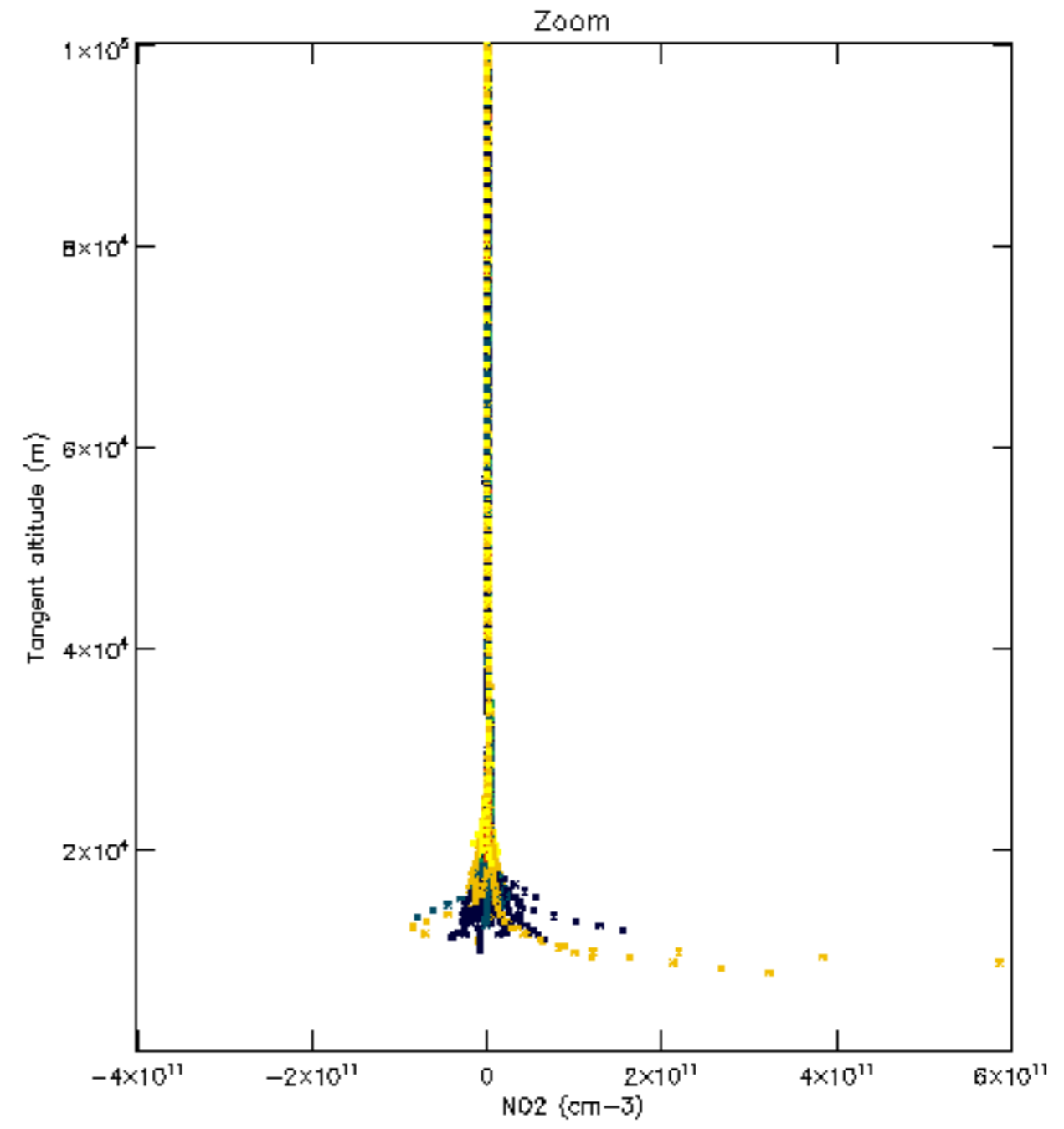
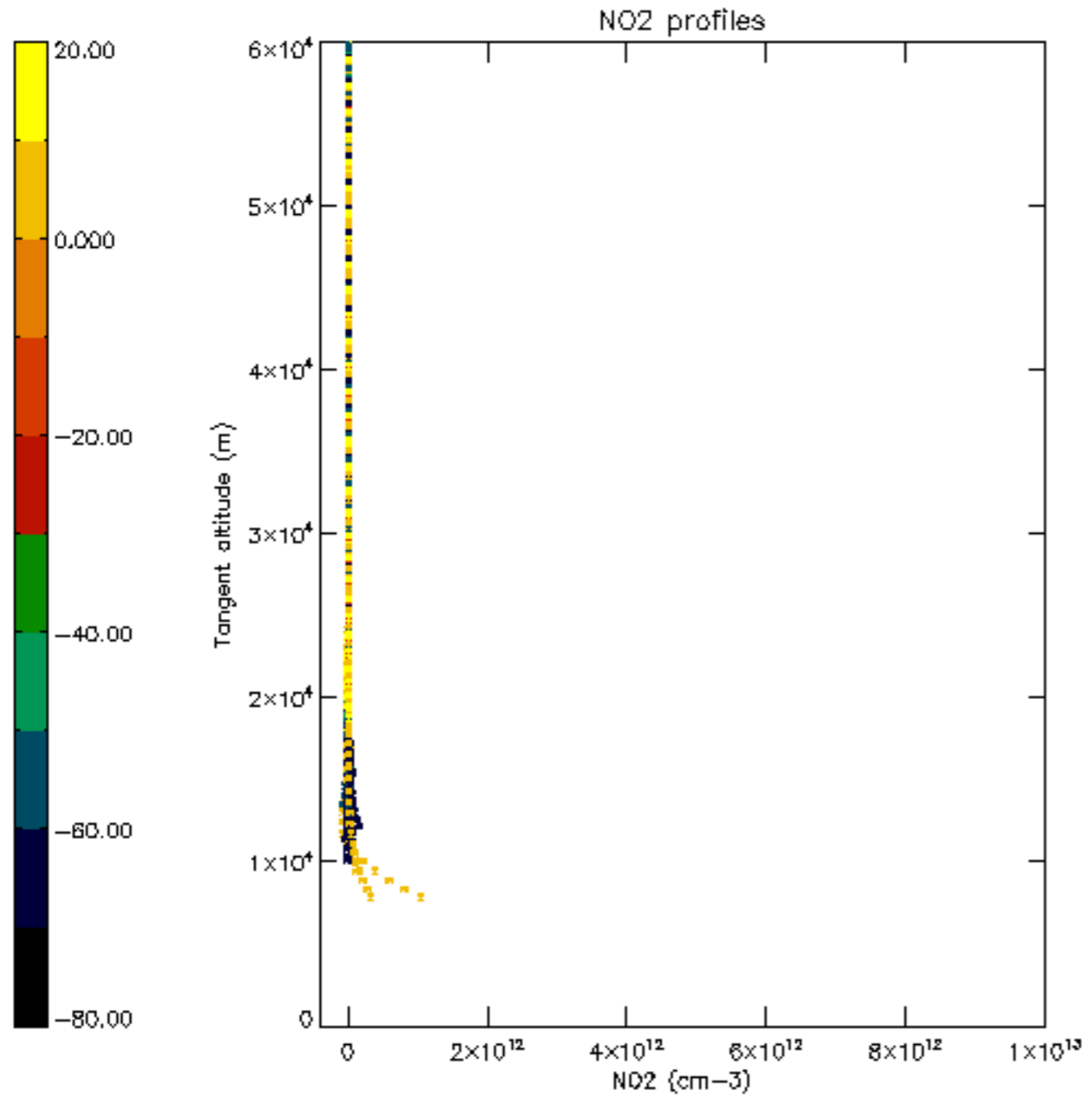


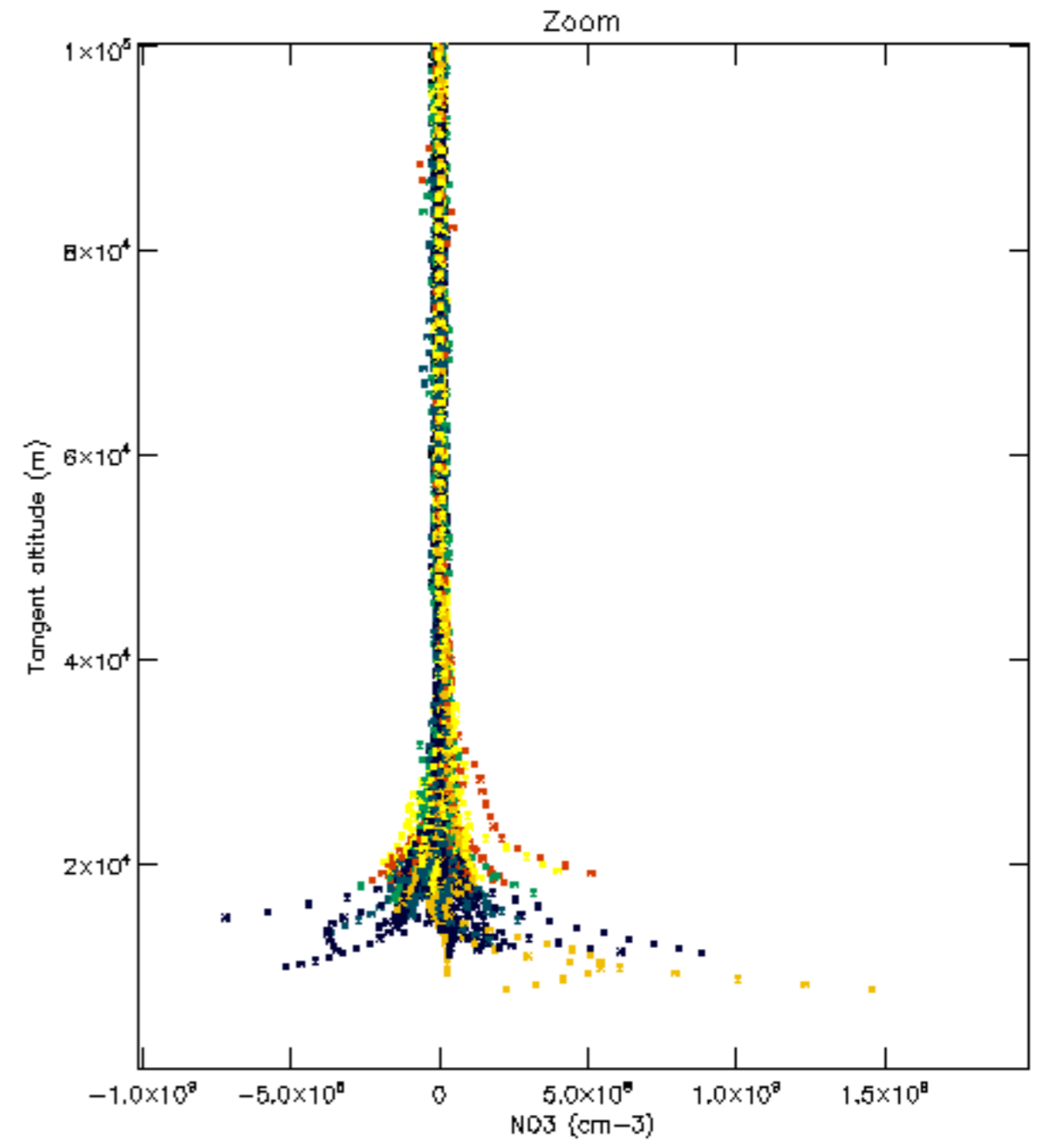
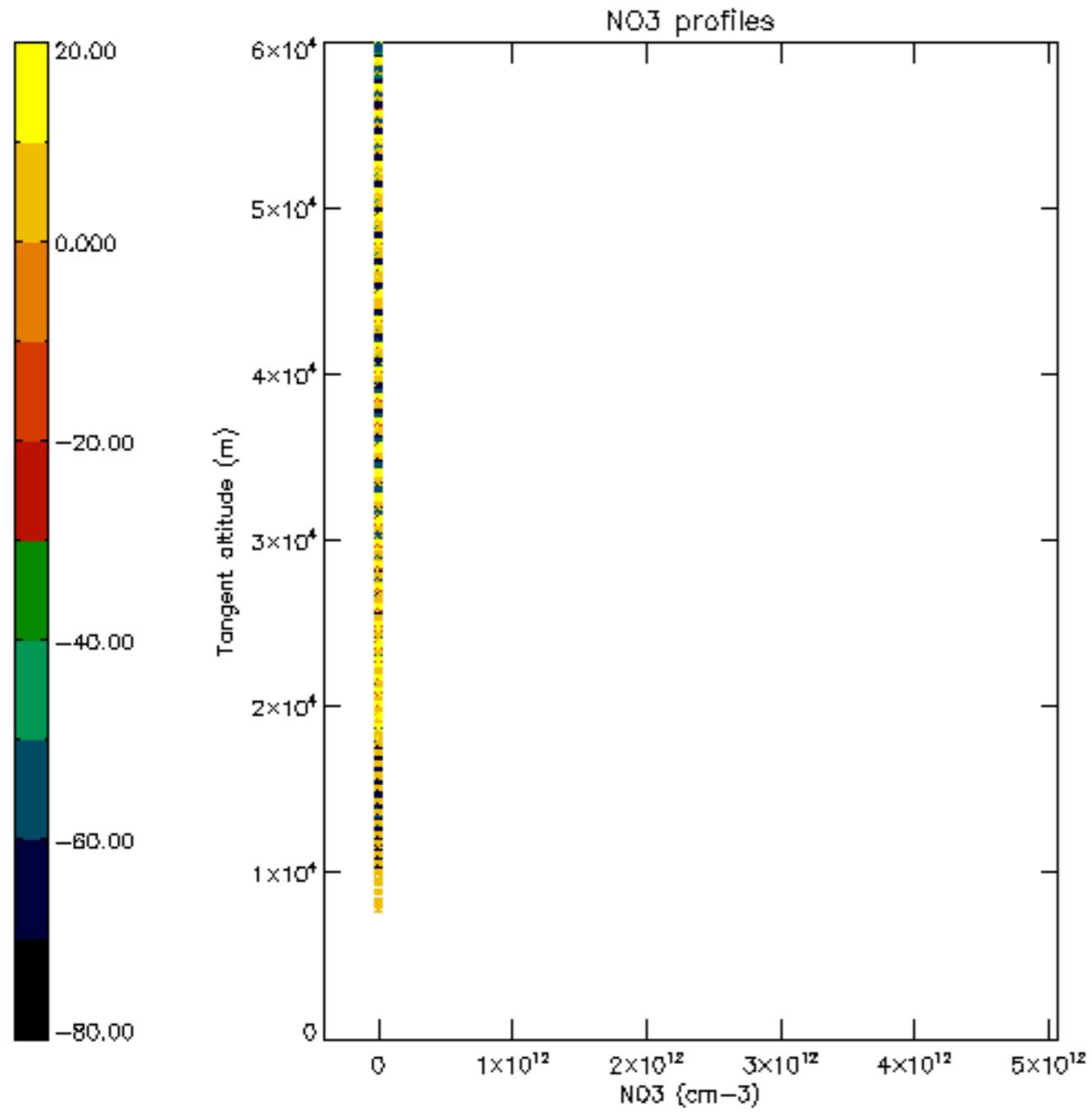


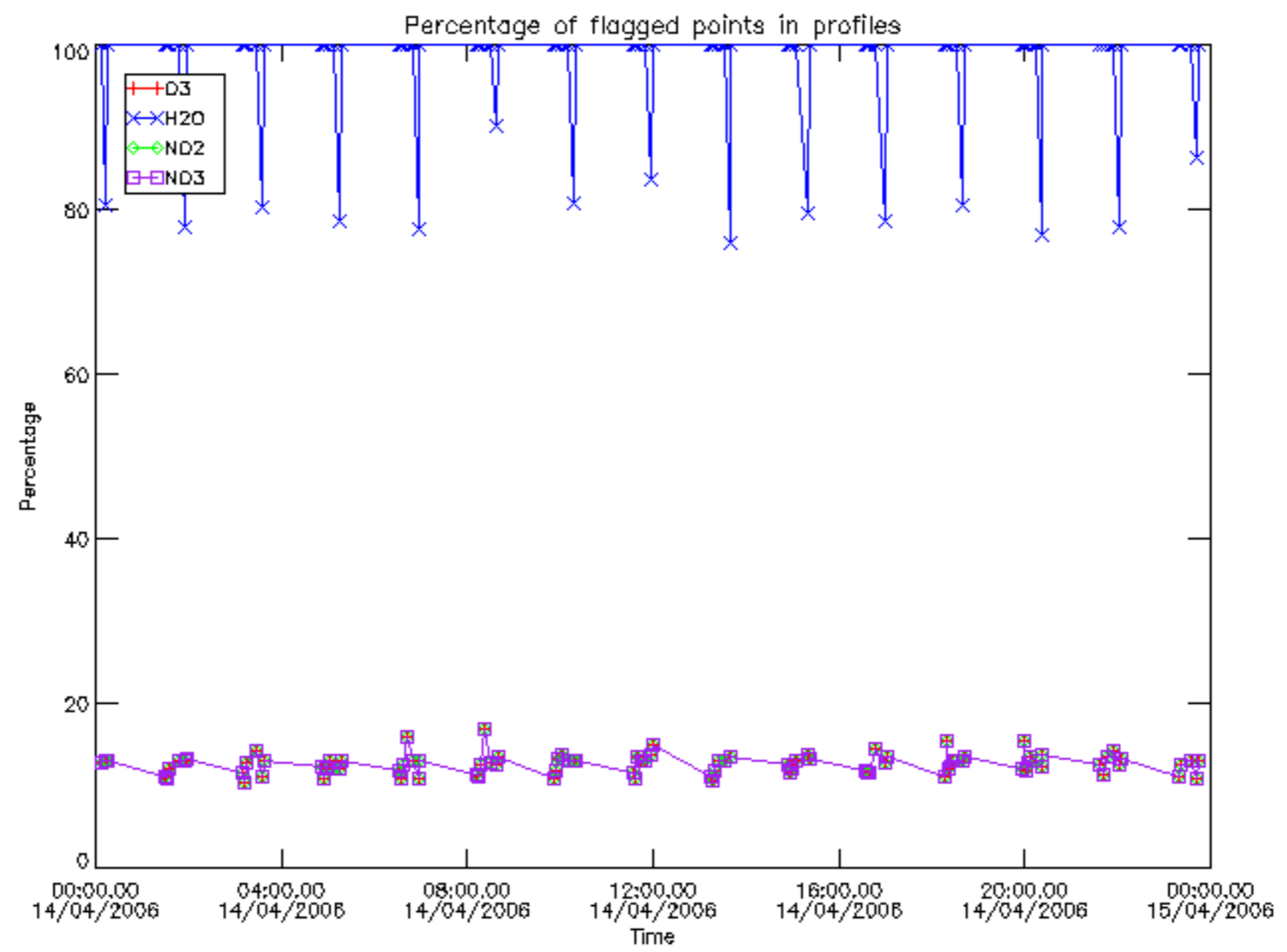




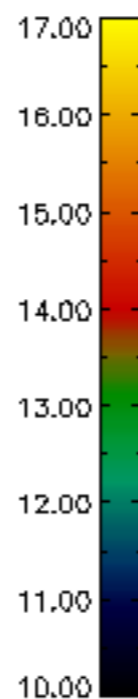
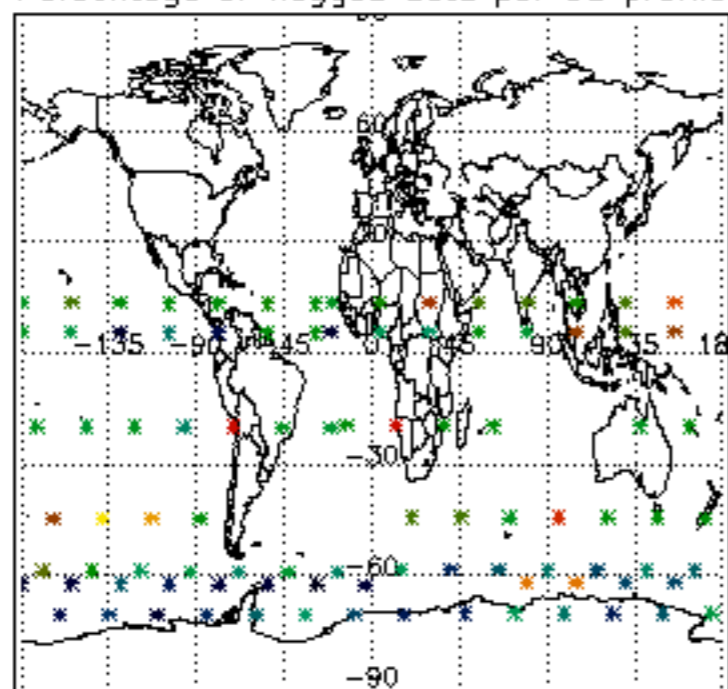




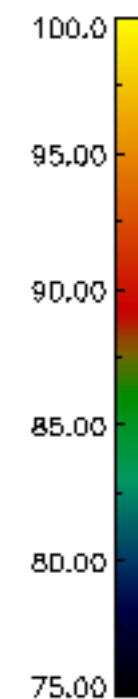
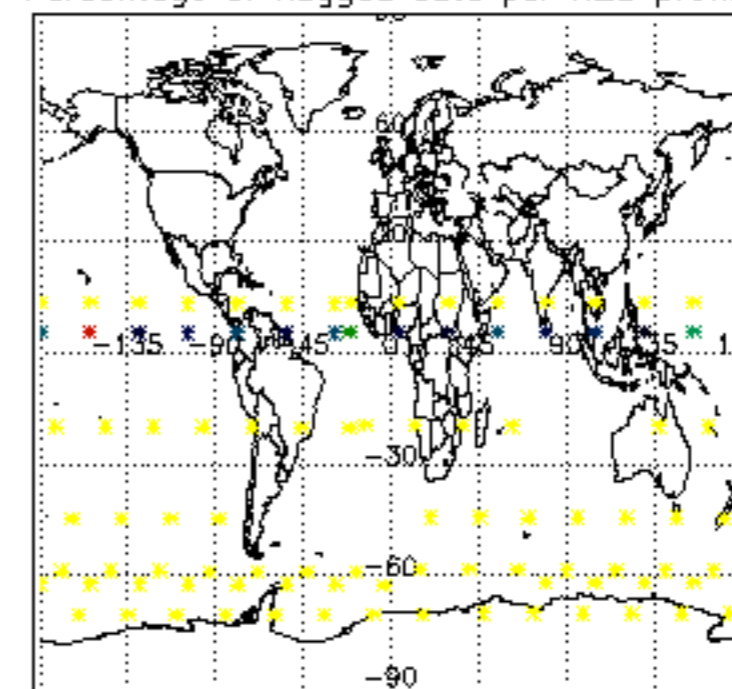




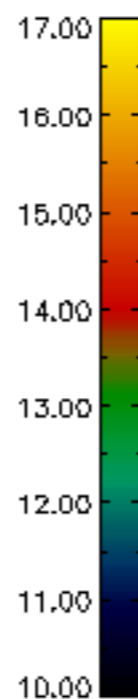
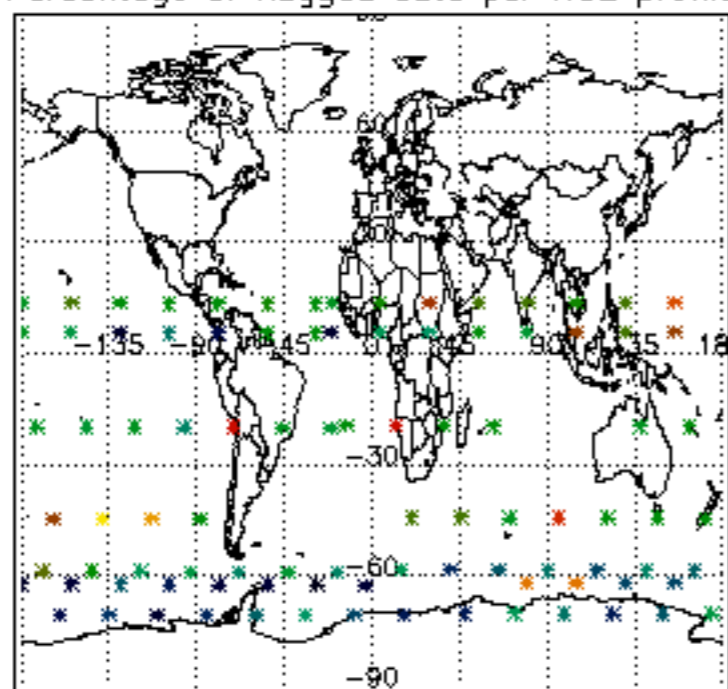
Percentage of flagged data per D3 profile



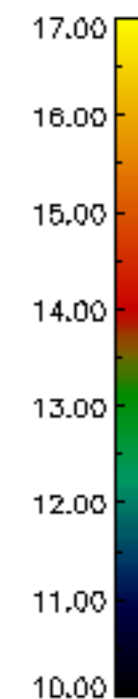
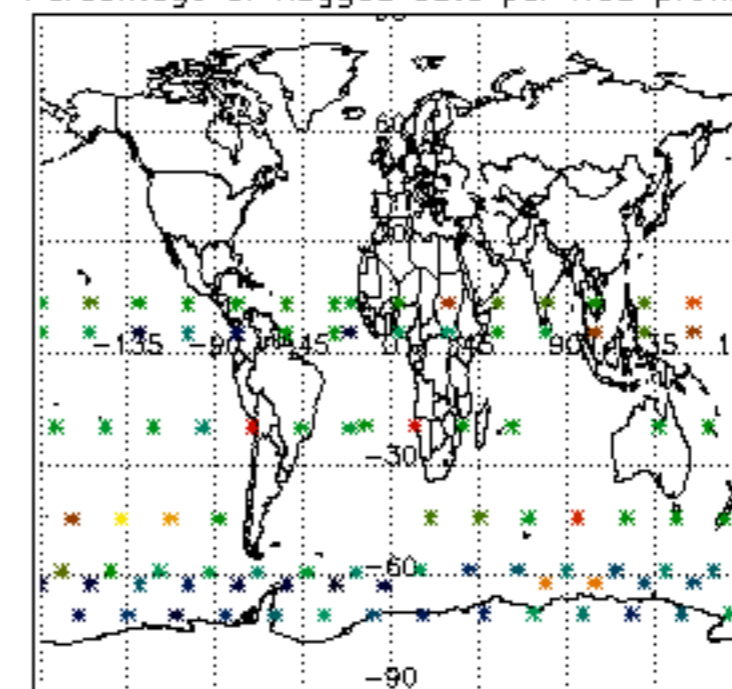
Percentage of flagged data per H2O profile

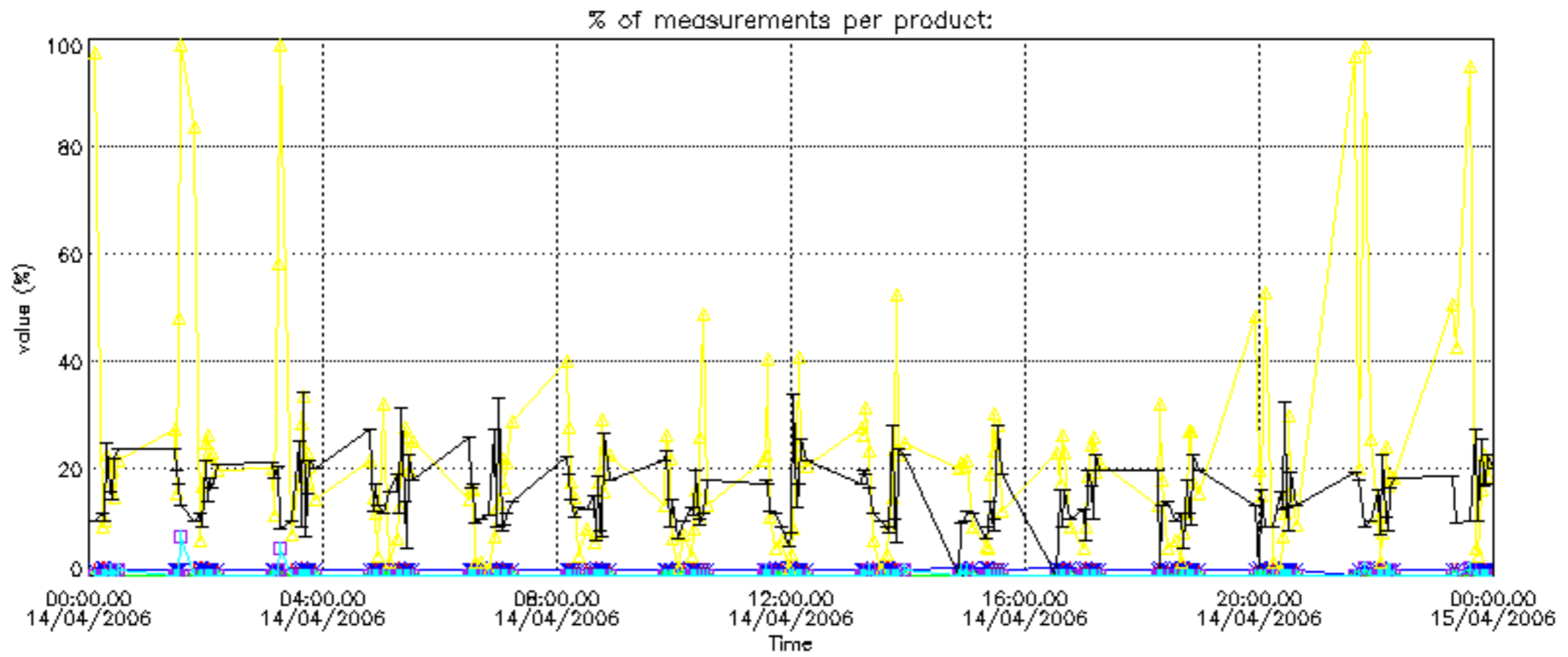


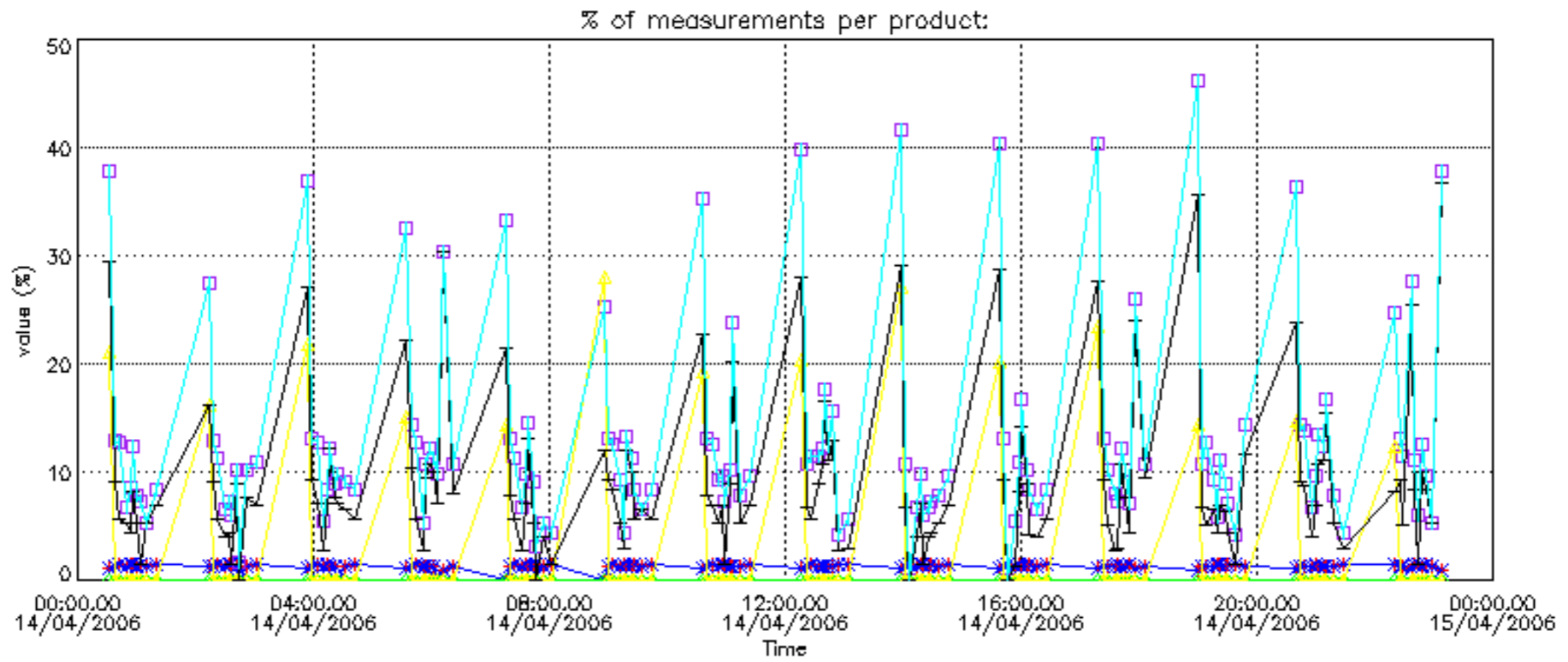
Percentage of flagged data per NO2 profile



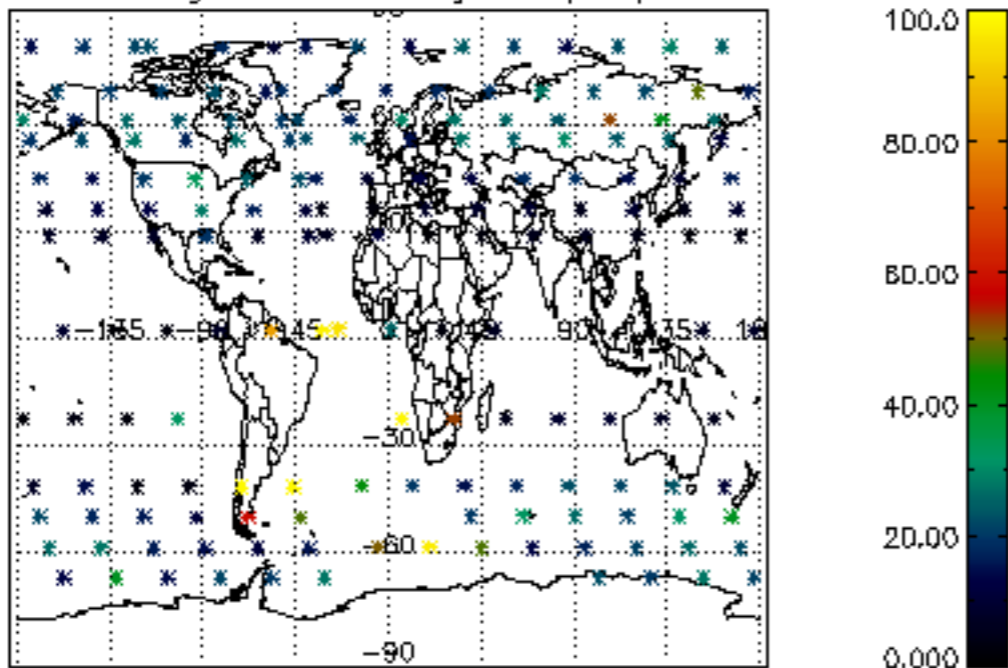
Percentage of flagged data per NO3 profile



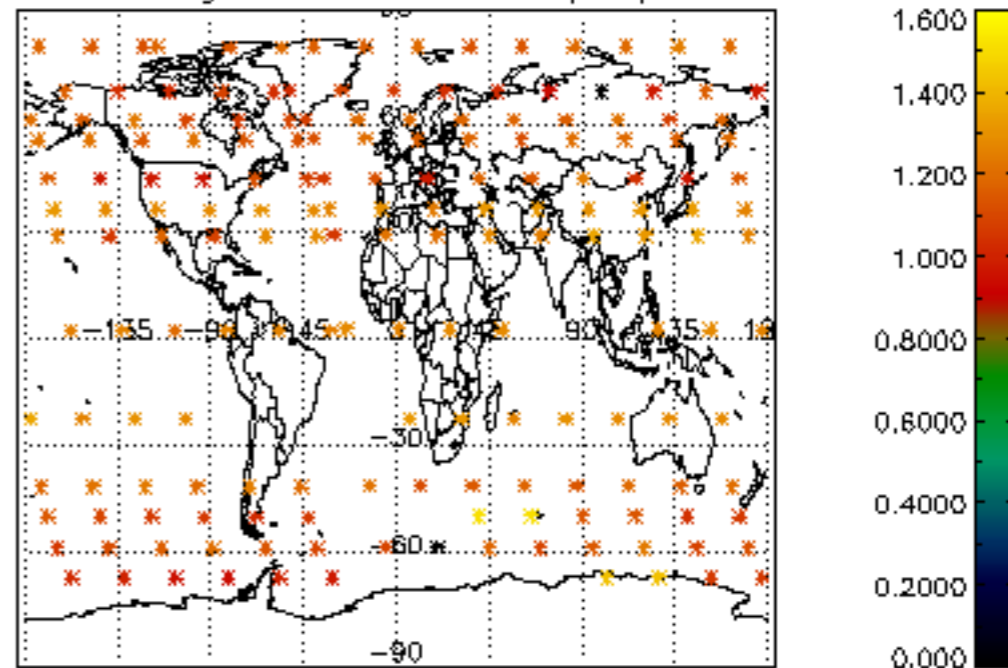




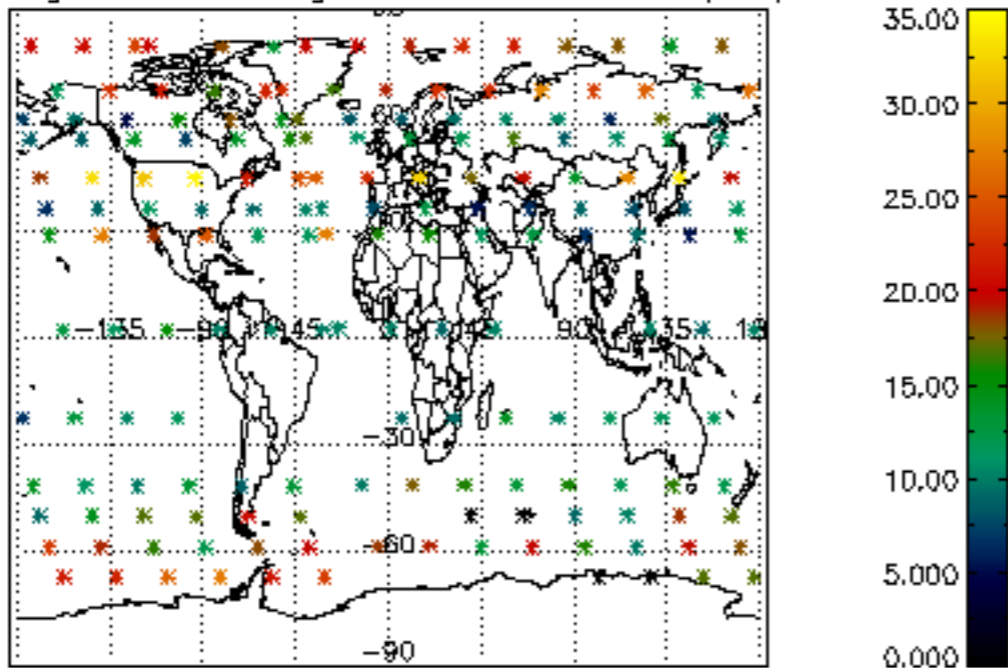
Percentage of cosmic ray hits per profile



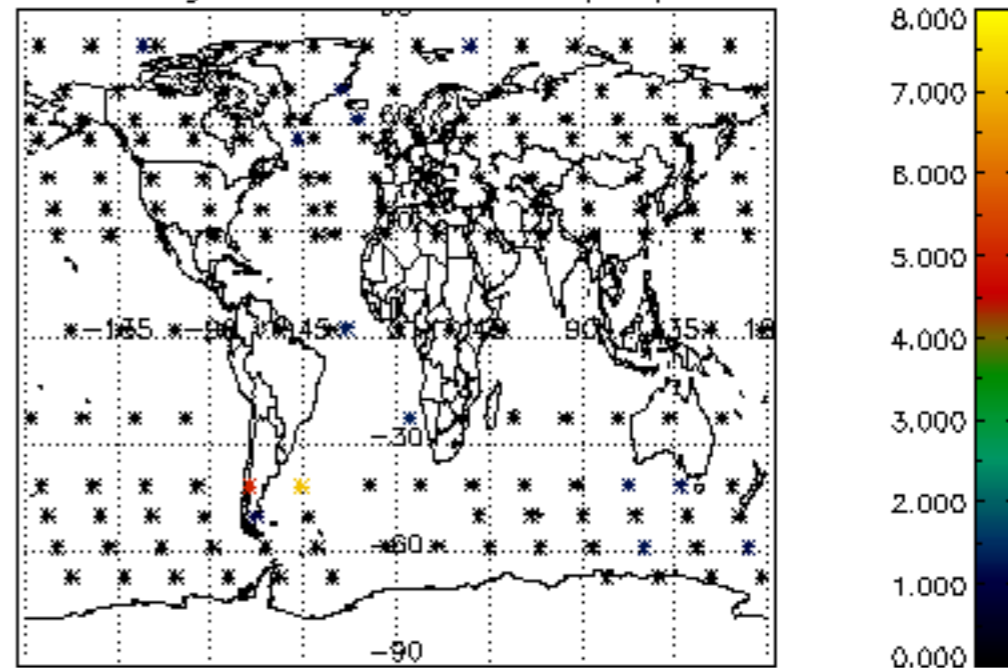
Percentage of datation errors per profile



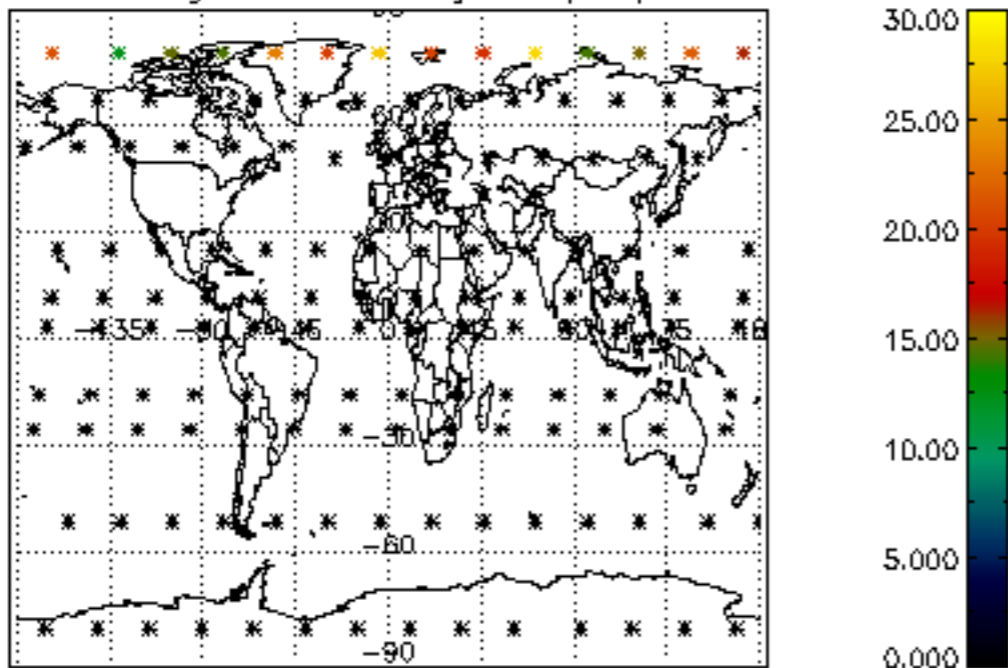
Percentage of star falling outside central band per profile



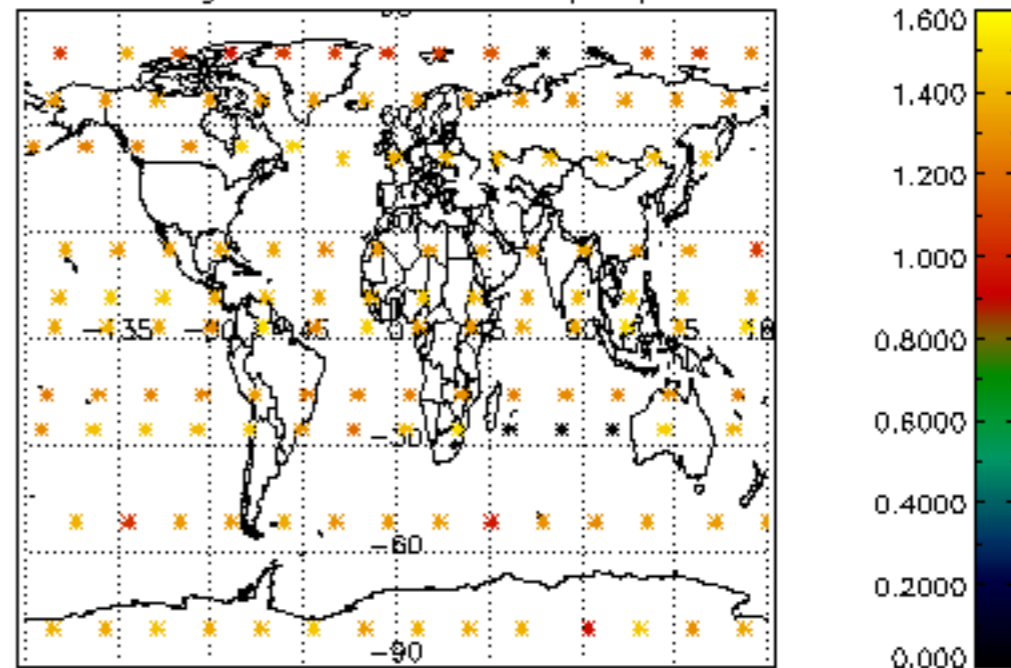
Percentage of saturation errors per profile



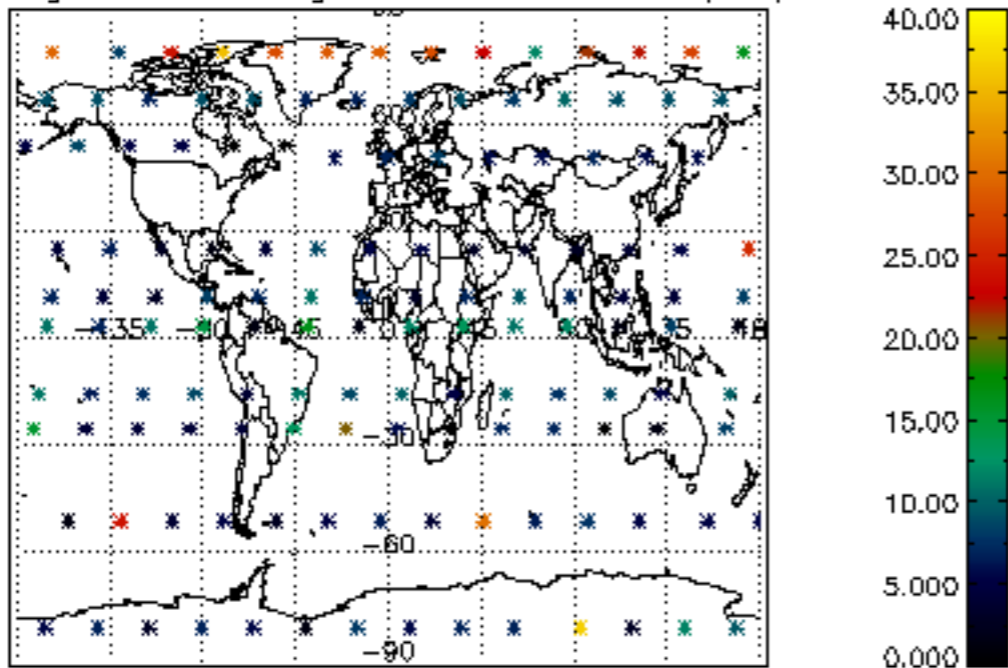
Percentage of cosmic ray hits per profile



Percentage of datation errors per profile



Percentage of star falling outside central band per profile



Percentage of saturation errors per profile

