

GOMOS Level 2 Daily Report

SUMMARY

[1. General Info](#)

[2. Summary of processed GOM_NL_2P products](#)

[3. Level 2 Quality information per product](#)

[3.1 Plot of level 2 quality information per product \(time dependant\)](#)

[3.2 Plot of level 2 quality information per product \(world map\)](#)

[4. Level 1 Quality information per product \(stored on level 2 products\)](#)

[4.1 Plot of level 1 quality information per product \(time dependant\)](#)

[4.1.1 Plot of level 1 quality information per product \(time dependant\): ASCENDING](#)

[4.1.2 Plot of level 1 quality information per product \(time dependant\): DESCENDING](#)

[4.2 Plot of level 1 quality information per product \(world map\)](#)

[4.2.1 Plot of level 1 quality information per product \(world map\): ASCENDING](#)

[4.2.2 Plot of level 1 quality information per product \(world map\): DESCENDING](#)

[5. Ozone profiles based on quality statistics and other trace gas profiles](#)

[5.1 Ozone statistics based on quality of products](#)

[5.2 Plot ozone profiles for all STD \(dark without errors\)](#)

[5.3 Plot ozone profiles where STD < 20% \(dark without errors\)](#)

[5.4. Plot ozone profiles where STD < 10% \(dark without errors\)](#)

[5.5. Plot ozone profiles where STD < 5% \(dark without errors\)](#)

[5.6 Plot NO2 profiles for all STD \(dark without errors\)](#)

[5.7 Plot NO3 profiles for all STD \(dark without errors\)](#)

[5.8 Plot H2O profiles \(only for occultations of stars 1,2,3,4,13,14,16,26,63 dark without errors\) for all STD](#)

[6. Auxiliary Data Files used for the production reported in section 2](#)

This report presents the daily analysis on parameters extracted from GOMOS level 2 data (GOM_NL__2P). It is intended to monitor some important parameters that will impact the quality of these products. A list of level 2 products (and content) that have arrived during the reporting day to the PCF is also given.

Item	Value
Time of report generation	23APR2013 18:07:58
Data source version	GOMOS/6.01
Start time of products	13-04-2006 (13APR2006 00:00:00)
Stop time of products	14-04-2006 (14APR2006 00:00:00)
Store outputs in DB	Yes
Nb of level 2 prods	324
Nb of prods with errors	0

2. Summary of processed GOM_NL__2P products.

Nr	Filename	UTC Start time	Limb	Duration	Star Id	Star Name	Star Mag	Star Temp	Nb Meas	Orbit	Prod. error
1	GOM_NL__2PRFIN20060413_000145_000000392046_00431_21527_8983.N1	13-APR-2006 00:01:45	Bright	38.500	89	5Alp Cep	2.4510	8000.0	77	21527	No
2	GOM_NL__2PRFIN20060413_001128_000000362046_00431_21527_8984.N1	13-APR-2006 00:11:28	Bright	35.500	164	44Eta Peg	2.9480	5400.0	71	21527	No
3	GOM_NL__2PRFIN20060413_001823_000000512046_00431_21527_8985.N1	13-APR-2006 00:18:23	Twilight	50.500	61	8Eps Peg	2.1000	3900.0	101	21527	No
4	GOM_NL__2PRFIN20060413_002051_000000452046_00431_21527_8986.N1	13-APR-2006 00:20:51	Dark	45.000	162	34Alp Aqr	2.9440	5350.0	90	21527	No
5	GOM_NL__2PRFIN20060413_002321_000000482046_00431_21527_8987.N1	13-APR-2006 00:23:21	Dark	48.000	154	22Bet Aqr	2.8990	5700.0	96	21527	No
6	GOM_NL__2PRFIN20060413_002546_000000442046_00431_21527_8988.N1	13-APR-2006 00:25:46	Dark	43.500	142	49Del Cap	2.8500	8900.0	87	21527	No
7	GOM_NL__2PRFIN20060413_004532_000000422046_00432_21528_8968.N1	13-APR-2006 00:45:32	Dark	41.500	43	Alp TrA	1.9100	4250.0	83	21528	No
8	GOM_NL__2PRFIN20060413_004736_000000412046_00432_21528_8969.N1	13-APR-2006 00:47:36	Dark	40.500	134	Bet TrA	2.8100	6600.0	81	21528	No
9	GOM_NL__2PRFIN20060413_005003_000000532046_00432_21528_8970.N1	13-APR-2006 00:50:03	Straylight	53.000	4	Alp1Cen	-0.010000	5800.0	106	21528	No
10	GOM_NL__2PRFIN20060413_005310_000000422046_00432_21528_8971.N1	13-APR-2006 00:53:10	Straylight	41.500	78	Alp Lup	2.3040	28000.	83	21528	No
11	GOM_NL__2PRFIN20060413_005446_000000452046_00432_21528_8972.N1	13-APR-2006 00:54:46	Straylight	44.500	81	Eta Cen	2.3560	28000.	89	21528	No
12	GOM_NL__2PRFIN20060413_005711_000000482046_00432_21528_8973.N1	13-APR-2006 00:57:11	Straylight	48.000	54	5The Cen	2.0550	4500.0	96	21528	No
13	GOM_NL__2PRFIN20060413_010228_000000442046_00432_21528_8974.N1	13-APR-2006 01:02:28	Tw_and_stray	43.500	106	9Bet Crv	2.6480	5600.0	87	21528	No
14	GOM_NL__2PRFIN20060413_010418_000000402046_00432_21528_8975.N1	13-APR-2006 01:04:18	Bright	40.000	100	4Gam Crv	2.5800	13100.	80	21528	No
15	GOM_NL__2PRFIN20060413_010850_000000382046_00432_21528_8976.N1	13-APR-2006 01:08:50	Bright	38.000	121	29Gam Vir	2.7400	7200.0	76	21528	No
16	GOM_NL__2PRFIN20060413_011333_000000362046_00432_21528_8977.N1	13-APR-2006 01:13:33	Bright	35.500	62	94Bet Leo	2.1360	9700.0	71	21528	No
17	GOM_NL__2PRFIN20060413_012205_000000352046_00432_21528_8978.N1	13-APR-2006 01:22:05	Bright	34.500	174	52Psi UMa	3.0040	4400.0	69	21528	No
18	GOM_NL__2PRFIN20060413_012438_000000352046_00432_21528_8979.N1	13-APR-2006 01:24:38	Bright	34.500	87	64Gam UMa	2.4330	11000.	69	21528	No
19	GOM_NL__2PRFIN20060413_012554_000000382046_00432_21528_8980.N1	13-APR-2006 01:25:54	Bright	37.500	32	77Eps UMa	1.7630	11000.	75	21528	No
20	GOM_NL__2PRFIN20060413_013220_000000382046_00432_21528_8981.N1	13-APR-2006 01:32:20	Bright	38.000	60	7Bet UMi	2.0810	3950.0	76	21528	No
21	GOM_NL__2PRFIN20060413_013458_000000362046_00432_21528_8982.N1	13-APR-2006 01:34:58	Bright	35.500	49	1Alp UMi	1.9900	6300.0	71	21528	No
22	GOM_NL__2PRFIN20060413_014221_000000382046_00432_21528_8983.N1	13-APR-2006 01:42:21	Bright	38.000	89	5Alp Cep	2.4510	8000.0	76	21528	No
23	GOM_NL__2PRFIN20060413_015204_000000372046_00432_21528_8984.N1	13-APR-2006 01:52:04	Bright	36.500	164	44Eta Peg	2.9480	5400.0	73	21528	No
24	GOM_NL__2PRFIN20060413_015859_000000512046_00432_21528_8985.N1	13-APR-2006 01:58:59	Twilight	50.500	61	8Eps Peg	2.1000	3900.0	101	21528	No
25	GOM_NL__2PRFIN20060413_020127_000000422046_00432_21528_8986.N1	13-APR-2006 02:01:27	Dark	42.000	162	34Alp Aqr	2.9440	5350.0	84	21528	No
26	GOM_NL__2PRFIN20060413_020357_000000482046_00432_21528_8987.N1	13-APR-2006 02:03:57	Dark	47.500	154	22Bet Aqr	2.8990	5700.0	95	21528	No
27	GOM_NL__2PRFIN20060413_020623_000000442046_00432_21528_8988.N1	13-APR-2006 02:06:23	Dark	44.000	142	49Del Cap	2.8500	8900.0	88	21528	No
28	GOM_NL__2PRFIN20060413_021843_000000392046_00433_21529_8988.N1	13-APR-2006 02:18:43	Dark	39.000	45	Alp Pav	1.9400	26000.	78	21529	No
29	GOM_NL__2PRFIN20060413_022609_000000422046_00433_21529_8989.N1	13-APR-2006 02:26:09	Dark	42.000	43	Alp TrA	1.9100	4250.0	84	21529	No
30	GOM_NL__2PRFIN20060413_022812_000000432046_00433_21529_8990.N1	13-APR-2006 02:28:12	Dark	42.500	134	Bet TrA	2.8100	6600.0	85	21529	No
31	GOM_NL__2PRFIN20060413_023039_000000412046_00433_21529_8991.N1	13-APR-2006 02:30:39	Straylight	41.000	4	Alp1Cen	-0.010000	5800.0	82	21529	No
32	GOM_NL__2PRFIN20060413_023346_000000432046_00433_21529_8992.N1	13-APR-2006 02:33:46	Straylight	42.500	78	Alp Lup	2.3040	28000.	85	21529	No
33	GOM_NL__2PRFIN20060413_023522_000000472046_00433_21529_8993.N1	13-APR-2006 02:35:22	Straylight	46.500	81	Eta Cen	2.3560	28000.	93	21529	No
34	GOM_NL__2PRFIN20060413_023748_000000482046_00433_21529_8994.N1	13-APR-2006 02:37:48	Straylight	48.000	54	5The Cen	2.0550	4500.0	96	21529	No
35	GOM_NL__2PRFIN20060413_024304_000000422046_00433_21529_8995.N1	13-APR-2006 02:43:04	Tw_and_stray	42.000	106	9Bet Crv	2.6480	5600.0	84	21529	No
36	GOM_NL__2PRFIN20060413_024454_000000462046_00433_21529_8996.N1	13-APR-2006 02:44:54	Bright	46.000	100	4Gam Crv	2.5800	13100.	92	21529	No
37	GOM_NL__2PRFIN20060413_024926_000000382046_00433_21529_8997.N1	13-APR-2006 02:49:26	Bright	37.500	121	29Gam Vir	2.7400	7200.0	75	21529	No
38	GOM_NL__2PRFIN20060413_025409_000000362046_00433_21529_8998.N1	13-APR-2006 02:54:09	Bright	36.000	62	94Bet Leo	2.1360	9700.0	72	21529	No
39	GOM_NL__2PRFIN20060413_030241_000000362046_00433_21529_8999.N1	13-APR-2006 03:02:41	Bright	35.500	174	52Psi UMa	3.0040	4400.0	71	21529	No
40	GOM_NL__2PRFIN20060413_030514_000000342046_00433_21529_9000.N1	13-APR-2006 03:05:14	Bright	34.000	87	64Gam UMa	2.4330	11000.	68	21529	No
41	GOM_NL__2PRFIN20060413_030630_000000362046_00433_21529_9001.N1	13-APR-2006 03:06:30	Bright	36.000	32	77Eps UMa	1.7630	11000.	72	21529	No
42	GOM_NL__2PRFIN20060413_031256_000000372046_00433_21529_9002.N1	13-APR-2006 03:12:56	Bright	36.500	60	7Bet UMi	2.0810	3950.0	73	21529	No

43	GOM_NL__2PRFIN20060413_031534_000000352046_00433_21529_9003.N1	13-APR-2006 03:15:34	Bright	35.000	49	1Alp UMi	1.9900	6300.0	70	21529	No
44	GOM_NL__2PRFIN20060413_032257_000000372046_00433_21529_9004.N1	13-APR-2006 03:22:57	Bright	37.000	89	5Alp Cep	2.4510	8000.0	74	21529	No
45	GOM_NL__2PRFIN20060413_033240_000000362046_00433_21529_9005.N1	13-APR-2006 03:32:40	Bright	35.500	164	44Eta Peg	2.9480	5400.0	71	21529	No
46	GOM_NL__2PRFIN20060413_033935_000000482046_00433_21529_9006.N1	13-APR-2006 03:39:35	Twilight	47.500	61	8Eps Peg	2.1000	3900.0	95	21529	No
47	GOM_NL__2PRFIN20060413_034203_000000432046_00433_21529_9007.N1	13-APR-2006 03:42:03	Dark	42.500	162	34Alp Aqr	2.9440	5350.0	85	21529	No
48	GOM_NL__2PRFIN20060413_034434_000000472046_00433_21529_9008.N1	13-APR-2006 03:44:34	Dark	47.000	154	22Bet Aqr	2.8990	5700.0	94	21529	No
49	GOM_NL__2PRFIN20060413_034659_000000422046_00433_21529_9009.N1	13-APR-2006 03:46:59	Dark	41.500	142	49Del Cap	2.8500	8900.0	83	21529	No
50	GOM_NL__2PRFIN20060413_035221_000000402046_00433_21529_9010.N1	13-APR-2006 03:52:21	Dark	40.000	172	Gam Gru	3.0030	13100.	80	21529	No
51	GOM_NL__2PRFIN20060413_035919_000000402046_00434_21530_8988.N1	13-APR-2006 03:59:19	Dark	39.500	45	Alp Pav	1.9400	26000.	79	21530	No
52	GOM_NL__2PRFIN20060413_040645_000000442046_00434_21530_8989.N1	13-APR-2006 04:06:45	Dark	44.000	43	Alp TrA	1.9100	4250.0	88	21530	No
53	GOM_NL__2PRFIN20060413_040849_000000392046_00434_21530_8990.N1	13-APR-2006 04:08:49	Dark	39.000	134	Bet TrA	2.8100	6600.0	78	21530	No
54	GOM_NL__2PRFIN20060413_041116_000000502046_00434_21530_8991.N1	13-APR-2006 04:11:16	Straylight	49.500	4	Alp1Cen	-0.010000	5800.0	99	21530	No
55	GOM_NL__2PRFIN20060413_041422_000000462046_00434_21530_8992.N1	13-APR-2006 04:14:22	Straylight	46.000	78	Alp Lup	2.3040	28000.	92	21530	No
56	GOM_NL__2PRFIN20060413_041559_000000472046_00434_21530_8993.N1	13-APR-2006 04:15:59	Straylight	46.500	81	Eta Cen	2.3560	28000.	93	21530	No
57	GOM_NL__2PRFIN20060413_041824_000000482046_00434_21530_8994.N1	13-APR-2006 04:18:24	Straylight	48.000	54	5The Cen	2.0550	4500.0	96	21530	No
58	GOM_NL__2PRFIN20060413_042340_000000442046_00434_21530_8995.N1	13-APR-2006 04:23:40	Twi_and_stray	43.500	106	9Bet Crv	2.6480	5600.0	87	21530	No
59	GOM_NL__2PRFIN20060413_042531_000000522046_00434_21530_8996.N1	13-APR-2006 04:25:31	Bright	52.000	100	4Gam Crv	2.5800	13100.	104	21530	No
60	GOM_NL__2PRFIN20060413_043002_000000372046_00434_21530_8997.N1	13-APR-2006 04:30:02	Bright	37.000	121	29Gam Vir	2.7400	7200.0	74	21530	No
61	GOM_NL__2PRFIN20060413_043445_000000352046_00434_21530_8998.N1	13-APR-2006 04:34:45	Bright	35.000	62	94Bet Leo	2.1360	9700.0	70	21530	No
62	GOM_NL__2PRFIN20060413_044317_000000372046_00434_21530_8999.N1	13-APR-2006 04:43:17	Bright	36.500	174	52Psi UMa	3.0040	4400.0	73	21530	No
63	GOM_NL__2PRFIN20060413_044550_000000352046_00434_21530_9000.N1	13-APR-2006 04:45:50	Bright	35.000	87	64Gam UMa	2.4330	11000.	70	21530	No
64	GOM_NL__2PRFIN20060413_044706_000000382046_00434_21530_9001.N1	13-APR-2006 04:47:06	Bright	38.000	32	77Eps UMa	1.7630	11000.	76	21530	No
65	GOM_NL__2PRFIN20060413_045332_000000402046_00434_21530_9002.N1	13-APR-2006 04:53:32	Bright	40.000	60	7Bet UMi	2.0810	3950.0	80	21530	No
66	GOM_NL__2PRFIN20060413_045610_000000352046_00434_21530_9003.N1	13-APR-2006 04:56:10	Bright	35.000	49	1Alp UMi	1.9900	6300.0	70	21530	No
67	GOM_NL__2PRFIN20060413_050333_000000392046_00434_21530_9004.N1	13-APR-2006 05:03:33	Bright	39.000	89	5Alp Cep	2.4510	8000.0	78	21530	No
68	GOM_NL__2PRFIN20060413_051317_000000372046_00434_21530_9005.N1	13-APR-2006 05:13:17	Bright	36.500	164	44Eta Peg	2.9480	5400.0	73	21530	No
69	GOM_NL__2PRFIN20060413_052012_000000502046_00434_21530_9006.N1	13-APR-2006 05:20:12	Twilight	50.000	61	8Eps Peg	2.1000	3900.0	100	21530	No
70	GOM_NL__2PRFIN20060413_052240_000000432046_00434_21530_9007.N1	13-APR-2006 05:22:40	Dark	42.500	162	34Alp Aqr	2.9440	5350.0	85	21530	No
71	GOM_NL__2PRFIN20060413_052510_000000482046_00434_21530_9008.N1	13-APR-2006 05:25:10	Dark	47.500	154	22Bet Aqr	2.8990	5700.0	95	21530	No
72	GOM_NL__2PRFIN20060413_052736_000000442046_00434_21530_9009.N1	13-APR-2006 05:27:36	Dark	44.000	142	49Del Cap	2.8500	8900.0	88	21530	No
73	GOM_NL__2PRFIN20060413_053257_000000382046_00434_21530_9010.N1	13-APR-2006 05:32:57	Dark	38.000	172	Gam Gru	3.0030	13100.	76	21530	No
74	GOM_NL__2PRFIN20060413_053956_000000422046_00435_21531_8988.N1	13-APR-2006 05:39:56	Dark	42.000	45	Alp Pav	1.9400	26000.	84	21531	No
75	GOM_NL__2PRFIN20060413_054722_000000392046_00435_21531_8989.N1	13-APR-2006 05:47:22	Dark	38.500	43	Alp TrA	1.9100	4250.0	77	21531	No
76	GOM_NL__2PRFIN20060413_054925_000000422046_00435_21531_8990.N1	13-APR-2006 05:49:25	Dark	41.500	134	Bet TrA	2.8100	6600.0	83	21531	No
77	GOM_NL__2PRFIN20060413_055152_000000432046_00435_21531_8991.N1	13-APR-2006 05:51:52	Straylight	43.000	4	Alp1Cen	-0.010000	5800.0	86	21531	No
78	GOM_NL__2PRFIN20060413_055459_000000442046_00435_21531_8992.N1	13-APR-2006 05:54:59	Straylight	44.000	78	Alp Lup	2.3040	28000.	88	21531	No
79	GOM_NL__2PRFIN20060413_055635_000000432046_00435_21531_8993.N1	13-APR-2006 05:56:35	Straylight	43.000	81	Eta Cen	2.3560	28000.	86	21531	No
80	GOM_NL__2PRFIN20060413_055901_000000472046_00435_21531_8994.N1	13-APR-2006 05:59:01	Straylight	47.000	54	5The Cen	2.0550	4500.0	94	21531	No
81	GOM_NL__2PRFIN20060413_060416_000000432046_00435_21531_8995.N1	13-APR-2006 06:04:16	Twi_and_stray	42.500	106	9Bet Crv	2.6480	5600.0	85	21531	No
82	GOM_NL__2PRFIN20060413_060607_000000522046_00435_21531_8996.N1	13-APR-2006 06:06:07	Bright	52.000	100	4Gam Crv	2.5800	13100.	104	21531	No
83	GOM_NL__2PRFIN20060413_061038_000000392046_00435_21531_8997.N1	13-APR-2006 06:10:38	Bright	38.500	121	29Gam Vir	2.7400	7200.0	77	21531	No
84	GOM_NL__2PRFIN20060413_061521_000000362046_00435_21531_8998.N1	13-APR-2006 06:15:21	Bright	35.500	62	94Bet Leo	2.1360	9700.0	71	21531	No
85	GOM_NL__2PRFIN20060413_062353_000000362046_00435_21531_8999.N1	13-APR-2006 06:23:53	Bright	36.000	174	52Psi UMa	3.0040	4400.0	72	21531	No
86	GOM_NL__2PRFIN20060413_062626_000000352046_00435_21531_9000.N1	13-APR-2006 06:26:26	Bright	34.500	87	64Gam UMa	2.4330	11000.	69	21531	No
87	GOM_NL__2PRFIN20060413_062742_000000382046_00435_21531_9001.N1	13-APR-2006 06:27:42	Bright	37.500	32	77Eps UMa	1.7630	11000.	75	21531	No
88	GOM_NL__2PRFIN20060413_063408_000000402046_00435_21531_9002.N1	13-APR-2006 06:34:08	Bright	40.000	60	7Bet UMi	2.0810	3950.0	80	21531	No
89	GOM_NL__2PRFIN20060413_063646_000000362046_00435_21531_9003.N1	13-APR-2006 06:36:46	Bright	35.500	49	1Alp UMi	1.9900	6300.0	71	21531	No
90	GOM_NL__2PRFIN20060413_064409_000000402046_00435_21531_9004.N1	13-APR-2006 06:44:09	Bright	39.500	89	5Alp Cep	2.4510	8000.0	79	21531	No
91	GOM_NL__2PRFIN20060413_065353_000000372046_00435_21531_9005.N1	13-APR-2006 06:53:53	Bright	36.500	164	44Eta Peg	2.9480	5400.0	73	21531	No
92	GOM_NL__2PRFIN20060413_070048_000000572046_00435_21531_9006.N1	13-APR-2006 07:00:48	Twilight	56.500	61	8Eps Peg	2.1000	3900.0	113	21531	No
93	GOM_NL__2PRFIN20060413_070316_000000422046_00435_21531_9007.N1	13-APR-2006 07:03:16	Dark	41.500	162	34Alp Aqr	2.9440	5350.0	83	21531	No
94	GOM_NL__2PRFIN20060413_070547_000000472046_00435_21531_9008.N1	13-APR-2006 07:05:47	Dark	46.500	154	22Bet Aqr	2.8990	5700.0	93	21531	No
95	GOM_NL__2PRFIN20060413_070812_000000442046_00435_21531_9009.N1	13-APR-2006 07:08:12	Dark	43.500	142	49Del Cap	2.8500	8900.0	87	21531	No
96	GOM_NL__2PRFIN20060413_071334_000000392046_00435_21531_9010.N1	13-APR-2006 07:13:34	Dark	38.500	172	Gam Gru	3.0030	13100.	77	21531	No
97	GOM_NL__2PRFIN20060413_072032_000000392046_00436_21532_8988.N1	13-APR-2006 07:20:32	Dark	38.500	45	Alp Pav	1.9400	26000.	77	21532	No
98	GOM_NL__2PRFIN20060413_072758_000000432046_00436_21532_8989.N1	13-APR-2006 07:27:58	Dark	42.500	43	Alp TrA	1.9100	4250.0	85	21532	No
99	GOM_NL__2PRFIN20060413_073002_000000392046_00436_21532_8990.N1	13-APR-2006 07:30:02	Dark	38.500	134	Bet TrA	2.8100	6600.0	77	21532	No
100	GOM_NL__2PRFIN20060413_073229_000000542046_00436_21532_8991.N1	13-APR-2006 07:32:29	Straylight	53.500	4	Alp1Cen	-0.010000	5800.0	107	21532	No
101	GOM_NL__2PRFIN20060413_073536_000000442046_00436_21532_8992.N1	13-APR-2006 07:35:36	Straylight	44.000	78	Alp Lup	2.3040	28000.	88	21532	No

102	GOM_NL__2PRFIN20060413_073712_000000452046_00436_21532_8993.N1	13-APR-2006 07:37:12	Straylight	44.500	81	Eta Cen	2.3560	28000.	89	21532	No
103	GOM_NL__2PRFIN20060413_073937_000000472046_00436_21532_8994.N1	13-APR-2006 07:39:37	Straylight	47.000	54	5The Cen	2.0550	4500.0	94	21532	No
104	GOM_NL__2PRFIN20060413_074452_000000442046_00436_21532_8995.N1	13-APR-2006 07:44:52	Twilight	43.500	106	9Bet Crv	2.6480	5600.0	87	21532	No
105	GOM_NL__2PRFIN20060413_074643_000000442046_00436_21532_8996.N1	13-APR-2006 07:46:43	Bright	44.000	100	4Gam Crv	2.5800	13100.	88	21532	No
106	GOM_NL__2PRFIN20060413_075114_000000392046_00436_21532_8997.N1	13-APR-2006 07:51:14	Bright	38.500	121	29Gam Vir	2.7400	7200.0	77	21532	No
107	GOM_NL__2PRFIN20060413_075557_000000372046_00436_21532_8998.N1	13-APR-2006 07:55:57	Bright	37.000	62	94Bet Leo	2.1360	9700.0	74	21532	No
108	GOM_NL__2PRFIN20060413_080320_000000322046_00436_21532_8999.N1	13-APR-2006 08:03:20	Bright	32.000	152	12Alp2CVn	2.8900	11000.	64	21532	No
109	GOM_NL__2PRFIN20060413_080429_000000372046_00436_21532_9000.N1	13-APR-2006 08:04:29	Bright	37.000	174	52Psi UMa	3.0040	4400.0	74	21532	No
110	GOM_NL__2PRFIN20060413_080702_000000362046_00436_21532_9001.N1	13-APR-2006 08:07:02	Bright	36.000	87	64Gam UMa	2.4330	11000.	72	21532	No
111	GOM_NL__2PRFIN20060413_080817_000000372046_00436_21532_9002.N1	13-APR-2006 08:08:17	Bright	37.000	32	77Eps UMa	1.7630	11000.	74	21532	No
112	GOM_NL__2PRFIN20060413_081443_000000392046_00436_21532_9003.N1	13-APR-2006 08:14:43	Bright	39.000	60	7Bet UMi	2.0810	3950.0	78	21532	No
113	GOM_NL__2PRFIN20060413_081722_000000332046_00436_21532_9004.N1	13-APR-2006 08:17:22	Bright	32.500	49	1Alp UMi	1.9900	6300.0	65	21532	No
114	GOM_NL__2PRFIN20060413_082444_000000382046_00436_21532_9005.N1	13-APR-2006 08:24:44	Bright	37.500	89	5Alp Cep	2.4510	8000.0	75	21532	No
115	GOM_NL__2PRFIN20060413_083429_000000362046_00436_21532_9006.N1	13-APR-2006 08:34:29	Bright	35.500	164	44Eta Peg	2.9480	5400.0	71	21532	No
116	GOM_NL__2PRFIN20060413_084125_000000512046_00436_21532_9007.N1	13-APR-2006 08:41:25	Twilight	51.000	61	8Eps Peg	2.1000	3900.0	102	21532	No
117	GOM_NL__2PRFIN20060413_084353_000000452046_00436_21532_9008.N1	13-APR-2006 08:43:53	Dark	44.500	162	34Alp Aqr	2.9440	5350.0	89	21532	No
118	GOM_NL__2PRFIN20060413_084623_000000432046_00436_21532_9009.N1	13-APR-2006 08:46:23	Dark	42.500	154	22Bet Aqr	2.8990	5700.0	85	21532	No
119	GOM_NL__2PRFIN20060413_084849_000000432046_00436_21532_9010.N1	13-APR-2006 08:48:49	Dark	43.000	142	49Del Cap	2.8500	8900.0	86	21532	No
120	GOM_NL__2PRFIN20060413_085410_000000392046_00436_21532_9011.N1	13-APR-2006 08:54:10	Dark	39.000	172	Gam Gru	3.0030	13100.	78	21532	No
121	GOM_NL__2PRFIN20060413_090109_000000392046_00437_21533_8988.N1	13-APR-2006 09:01:09	Dark	39.000	45	Alp Pav	1.9400	26000.	78	21533	No
122	GOM_NL__2PRFIN20060413_090834_000000412046_00437_21533_8989.N1	13-APR-2006 09:08:34	Dark	40.500	43	Alp TrA	1.9100	4250.0	81	21533	No
123	GOM_NL__2PRFIN20060413_091038_000000402046_00437_21533_8990.N1	13-APR-2006 09:10:38	Dark	39.500	134	Bet TrA	2.8100	6600.0	79	21533	No
124	GOM_NL__2PRFIN20060413_091305_000000472046_00437_21533_8991.N1	13-APR-2006 09:13:05	Straylight	46.500	4	Alp1Cen	-0.010000	5800.0	93	21533	No
125	GOM_NL__2PRFIN20060413_091612_000000412046_00437_21533_8992.N1	13-APR-2006 09:16:12	Straylight	41.000	78	Alp Lup	2.3040	28000.	82	21533	No
126	GOM_NL__2PRFIN20060413_091748_000000452046_00437_21533_8993.N1	13-APR-2006 09:17:48	Straylight	45.000	81	Eta Cen	2.3560	28000.	90	21533	No
127	GOM_NL__2PRFIN20060413_092013_000000472046_00437_21533_8994.N1	13-APR-2006 09:20:13	Straylight	47.000	54	5The Cen	2.0550	4500.0	94	21533	No
128	GOM_NL__2PRFIN20060413_092529_000000442046_00437_21533_8995.N1	13-APR-2006 09:25:29	Twilight	44.000	106	9Bet Crv	2.6480	5600.0	88	21533	No
129	GOM_NL__2PRFIN20060413_092719_000000372046_00437_21533_8996.N1	13-APR-2006 09:27:19	Bright	37.000	100	4Gam Crv	2.5800	13100.	74	21533	No
130	GOM_NL__2PRFIN20060413_093150_000000372046_00437_21533_8997.N1	13-APR-2006 09:31:50	Bright	37.000	121	29Gam Vir	2.7400	7200.0	74	21533	No
131	GOM_NL__2PRFIN20060413_093633_000000362046_00437_21533_8998.N1	13-APR-2006 09:36:33	Bright	36.000	62	94Bet Leo	2.1360	9700.0	72	21533	No
132	GOM_NL__2PRFIN20060413_094355_000000322046_00437_21533_8999.N1	13-APR-2006 09:43:55	Bright	32.000	152	12Alp2CVn	2.8900	11000.	64	21533	No
133	GOM_NL__2PRFIN20060413_094505_000000362046_00437_21533_9000.N1	13-APR-2006 09:45:05	Bright	35.500	174	52Psi UMa	3.0040	4400.0	71	21533	No
134	GOM_NL__2PRFIN20060413_094737_000000362046_00437_21533_9001.N1	13-APR-2006 09:47:37	Bright	35.500	87	64Gam UMa	2.4330	11000.	71	21533	No
135	GOM_NL__2PRFIN20060413_094853_000000382046_00437_21533_9002.N1	13-APR-2006 09:48:53	Bright	37.500	32	77Eps UMa	1.7630	11000.	75	21533	No
136	GOM_NL__2PRFIN20060413_095519_000000412046_00437_21533_9003.N1	13-APR-2006 09:55:19	Bright	40.500	60	7Bet UMi	2.0810	3950.0	81	21533	No
137	GOM_NL__2PRFIN20060413_095758_000000362046_00437_21533_9004.N1	13-APR-2006 09:57:58	Bright	35.500	49	1Alp UMi	1.9900	6300.0	71	21533	No
138	GOM_NL__2PRFIN20060413_100520_000000392046_00437_21533_9005.N1	13-APR-2006 10:05:20	Bright	39.000	89	5Alp Cep	2.4510	8000.0	78	21533	No
139	GOM_NL__2PRFIN20060413_101505_000000362046_00437_21533_9006.N1	13-APR-2006 10:15:05	Bright	35.500	164	44Eta Peg	2.9480	5400.0	71	21533	No
140	GOM_NL__2PRFIN20060413_102201_000000492046_00437_21533_9007.N1	13-APR-2006 10:22:01	Twilight	48.500	61	8Eps Peg	2.1000	3900.0	97	21533	No
141	GOM_NL__2PRFIN20060413_102429_000000452046_00437_21533_9008.N1	13-APR-2006 10:24:29	Dark	44.500	162	34Alp Aqr	2.9440	5350.0	89	21533	No
142	GOM_NL__2PRFIN20060413_102700_000000462046_00437_21533_9009.N1	13-APR-2006 10:27:00	Dark	46.000	154	22Bet Aqr	2.8990	5700.0	92	21533	No
143	GOM_NL__2PRFIN20060413_102925_000000422046_00437_21533_9010.N1	13-APR-2006 10:29:25	Dark	42.000	142	49Del Cap	2.8500	8900.0	84	21533	No
144	GOM_NL__2PRFIN20060413_103446_000000402046_00437_21533_9011.N1	13-APR-2006 10:34:46	Dark	40.000	172	Gam Gru	3.0030	13100.	80	21533	No
145	GOM_NL__2PRFIN20060413_104145_000000392046_00438_21534_8988.N1	13-APR-2006 10:41:45	Dark	39.000	45	Alp Pav	1.9400	26000.	78	21534	No
146	GOM_NL__2PRFIN20060413_104911_000000392046_00438_21534_8989.N1	13-APR-2006 10:49:11	Dark	38.500	43	Alp TrA	1.9100	4250.0	77	21534	No
147	GOM_NL__2PRFIN20060413_105114_000000402046_00438_21534_8990.N1	13-APR-2006 10:51:14	Dark	40.000	134	Bet TrA	2.8100	6600.0	80	21534	No
148	GOM_NL__2PRFIN20060413_105341_000000482046_00438_21534_8991.N1	13-APR-2006 10:53:41	Straylight	47.500	4	Alp1Cen	-0.010000	5800.0	95	21534	No
149	GOM_NL__2PRFIN20060413_105648_000000442046_00438_21534_8992.N1	13-APR-2006 10:56:48	Straylight	43.500	78	Alp Lup	2.3040	28000.	87	21534	No
150	GOM_NL__2PRFIN20060413_105824_000000442046_00438_21534_8993.N1	13-APR-2006 10:58:24	Straylight	44.000	81	Eta Cen	2.3560	28000.	88	21534	No
151	GOM_NL__2PRFIN20060413_110050_000000482046_00438_21534_8994.N1	13-APR-2006 11:00:50	Straylight	47.500	54	5The Cen	2.0550	4500.0	95	21534	No
152	GOM_NL__2PRFIN20060413_110605_000000432046_00438_21534_8995.N1	13-APR-2006 11:06:05	Twilight	43.000	106	9Bet Crv	2.6480	5600.0	86	21534	No
153	GOM_NL__2PRFIN20060413_110755_000000392046_00438_21534_8996.N1	13-APR-2006 11:07:55	Bright	39.000	100	4Gam Crv	2.5800	13100.	78	21534	No
154	GOM_NL__2PRFIN20060413_111226_000000372046_00438_21534_8997.N1	13-APR-2006 11:12:26	Bright	37.000	121	29Gam Vir	2.7400	7200.0	74	21534	No
155	GOM_NL__2PRFIN20060413_111709_000000372046_00438_21534_8998.N1	13-APR-2006 11:17:09	Bright	36.500	62	94Bet Leo	2.1360	9700.0	73	21534	No
156	GOM_NL__2PRFIN20060413_112431_000000392046_00438_21534_8999.N1	13-APR-2006 11:24:31	Bright	38.500	152	12Alp2CVn	2.8900	11000.	77	21534	No
157	GOM_NL__2PRFIN20060413_112541_000000362046_00438_21534_9000.N1	13-APR-2006 11:25:41	Bright	35.500	174	52Psi UMa	3.0040	4400.0	71	21534	No
158	GOM_NL__2PRFIN20060413_112813_000000352046_00438_21534_9001.N1	13-APR-2006 11:28:13	Bright	35.000	87	64Gam UMa	2.4330	11000.	70	21534	No
159	GOM_NL__2PRFIN20060413_112929_000000392046_00438_21534_9002.N1	13-APR-2006 11:29:29	Bright	39.000	32	77Eps UMa	1.7630	11000.	78	21534	No
160	GOM_NL__2PRFIN20060413_113554_000000402046_00438_21534_9003.N1	13-APR-2006 11:35:54	Bright	40.000	60	7Bet UMi	2.0810	3950.0	80	21534	No

161	GOM_NL__2PRFIN20060413_113834_000000362046_00438_21534_9004.N1	13-APR-2006 11:38:34	Bright	36.000	49	1Alp UMi	1.9900	6300.0	72	21534	No
162	GOM_NL__2PRFIN20060413_114556_000000382046_00438_21534_9005.N1	13-APR-2006 11:45:56	Bright	38.000	89	5Alp Cep	2.4510	8000.0	76	21534	No
163	GOM_NL__2PRFIN20060413_115541_000000352046_00438_21534_9006.N1	13-APR-2006 11:55:41	Bright	35.000	164	44Eta Peg	2.9480	5400.0	70	21534	No
164	GOM_NL__2PRFIN20060413_120237_000000492046_00438_21534_9007.N1	13-APR-2006 12:02:37	Twilight	48.500	61	8Eps Peg	2.1000	3900.0	97	21534	No
165	GOM_NL__2PRFIN20060413_120505_000000422046_00438_21534_9008.N1	13-APR-2006 12:05:05	Dark	41.500	162	34Alp Aqr	2.9440	5350.0	83	21534	No
166	GOM_NL__2PRFIN20060413_120736_000000472046_00438_21534_9009.N1	13-APR-2006 12:07:36	Dark	47.000	154	22Bet Aqr	2.8990	5700.0	94	21534	No
167	GOM_NL__2PRFIN20060413_121002_000000432046_00438_21534_9010.N1	13-APR-2006 12:10:02	Dark	43.000	142	49Del Cap	2.8500	8900.0	86	21534	No
168	GOM_NL__2PRFIN20060413_121523_000000392046_00438_21534_9011.N1	13-APR-2006 12:15:23	Dark	38.500	172	Gam Gru	3.0030	13100.	77	21534	No
169	GOM_NL__2PRFIN20060413_122221_000000392046_00439_21535_8988.N1	13-APR-2006 12:22:21	Dark	38.500	45	Alp Pav	1.9400	26000.	77	21535	No
170	GOM_NL__2PRFIN20060413_122947_000000422046_00439_21535_8989.N1	13-APR-2006 12:29:47	Dark	41.500	43	Alp TrA	1.9100	4250.0	83	21535	No
171	GOM_NL__2PRFIN20060413_123151_000000392046_00439_21535_8990.N1	13-APR-2006 12:31:51	Dark	38.500	134	Bet TrA	2.8100	6600.0	77	21535	No
172	GOM_NL__2PRFIN20060413_123417_000000452046_00439_21535_8991.N1	13-APR-2006 12:34:17	Straylight	44.500	4	Alp1Cen	-0.010000	5800.0	89	21535	No
173	GOM_NL__2PRFIN20060413_123725_000000432046_00439_21535_8992.N1	13-APR-2006 12:37:25	Straylight	42.500	78	Alp Lup	2.3040	28000.	85	21535	No
174	GOM_NL__2PRFIN20060413_123901_000000452046_00439_21535_8993.N1	13-APR-2006 12:39:01	Straylight	45.000	81	Eta Cen	2.3560	28000.	90	21535	No
175	GOM_NL__2PRFIN20060413_124126_000000452046_00439_21535_8994.N1	13-APR-2006 12:41:26	Straylight	45.000	54	5The Cen	2.0550	4500.0	90	21535	No
176	GOM_NL__2PRFIN20060413_124641_000000432046_00439_21535_8995.N1	13-APR-2006 12:46:41	Tw_and_stray	42.500	106	9Bet Crv	2.6480	5600.0	85	21535	No
177	GOM_NL__2PRFIN20060413_124831_000000482046_00439_21535_8996.N1	13-APR-2006 12:48:31	Bright	48.000	100	4Gam Crv	2.5800	13100.	96	21535	No
178	GOM_NL__2PRFIN20060413_125302_000000392046_00439_21535_8997.N1	13-APR-2006 12:53:02	Bright	38.500	121	29Gam Vir	2.7400	7200.0	77	21535	No
179	GOM_NL__2PRFIN20060413_125745_000000362046_00439_21535_8998.N1	13-APR-2006 12:57:45	Bright	35.500	62	94Bet Leo	2.1360	9700.0	71	21535	No
180	GOM_NL__2PRFIN20060413_130507_000000382046_00439_21535_8999.N1	13-APR-2006 13:05:07	Bright	38.000	152	12Alp2CVn	2.8900	11000.	76	21535	No
181	GOM_NL__2PRFIN20060413_130617_000000362046_00439_21535_9000.N1	13-APR-2006 13:06:17	Bright	35.500	174	52Psi UMa	3.0040	4400.0	71	21535	No
182	GOM_NL__2PRFIN20060413_130849_000000342046_00439_21535_9001.N1	13-APR-2006 13:08:49	Bright	34.000	87	64Gam UMa	2.4330	11000.	68	21535	No
183	GOM_NL__2PRFIN20060413_131004_000000392046_00439_21535_9002.N1	13-APR-2006 13:10:04	Bright	38.500	32	77Eps UMa	1.7630	11000.	77	21535	No
184	GOM_NL__2PRFIN20060413_131630_000000382046_00439_21535_9003.N1	13-APR-2006 13:16:30	Bright	38.000	60	7Bet UMi	2.0810	3950.0	76	21535	No
185	GOM_NL__2PRFIN20060413_131910_000000352046_00439_21535_9004.N1	13-APR-2006 13:19:10	Bright	34.500	49	1Alp UMi	1.9900	6300.0	69	21535	No
186	GOM_NL__2PRFIN20060413_132632_000000382046_00439_21535_9005.N1	13-APR-2006 13:26:32	Bright	38.000	89	5Alp Cep	2.4510	8000.0	76	21535	No
187	GOM_NL__2PRFIN20060413_133617_000000532046_00439_21535_9006.N1	13-APR-2006 13:36:17	Bright	53.000	164	44Eta Peg	2.9480	5400.0	106	21535	No
188	GOM_NL__2PRFIN20060413_134314_000000512046_00439_21535_9007.N1	13-APR-2006 13:43:14	Twilight	51.000	61	8Eps Peg	2.1000	3900.0	102	21535	No
189	GOM_NL__2PRFIN20060413_134542_000000442046_00439_21535_9008.N1	13-APR-2006 13:45:42	Dark	43.500	162	34Alp Aqr	2.9440	5350.0	87	21535	No
190	GOM_NL__2PRFIN20060413_134813_000000502046_00439_21535_9009.N1	13-APR-2006 13:48:13	Dark	49.500	154	22Bet Aqr	2.8990	5700.0	99	21535	No
191	GOM_NL__2PRFIN20060413_135038_000000412046_00439_21535_9010.N1	13-APR-2006 13:50:38	Dark	40.500	142	49Del Cap	2.8500	8900.0	81	21535	No
192	GOM_NL__2PRFIN20060413_135559_000000402046_00439_21535_9011.N1	13-APR-2006 13:55:59	Dark	39.500	172	Gam Gru	3.0030	13100.	79	21535	No
193	GOM_NL__2PRFIN20060413_140258_000000472046_00440_21536_8988.N1	13-APR-2006 14:02:58	Dark	46.500	45	Alp Pav	1.9400	26000.	93	21536	No
194	GOM_NL__2PRFIN20060413_141023_000000422046_00440_21536_8989.N1	13-APR-2006 14:10:23	Dark	41.500	43	Alp TrA	1.9100	4250.0	83	21536	No
195	GOM_NL__2PRFIN20060413_141227_000000392046_00440_21536_8990.N1	13-APR-2006 14:12:27	Dark	39.000	134	Bet TrA	2.8100	6600.0	78	21536	No
196	GOM_NL__2PRFIN20060413_141454_000000482046_00440_21536_8991.N1	13-APR-2006 14:14:54	Straylight	47.500	4	Alp1Cen	-0.010000	5800.0	95	21536	No
197	GOM_NL__2PRFIN20060413_141801_000000412046_00440_21536_8992.N1	13-APR-2006 14:18:01	Straylight	40.500	78	Alp Lup	2.3040	28000.	81	21536	No
198	GOM_NL__2PRFIN20060413_141937_000000432046_00440_21536_8993.N1	13-APR-2006 14:19:37	Straylight	43.000	81	Eta Cen	2.3560	28000.	86	21536	No
199	GOM_NL__2PRFIN20060413_142202_000000452046_00440_21536_8994.N1	13-APR-2006 14:22:02	Straylight	45.000	54	5The Cen	2.0550	4500.0	90	21536	No
200	GOM_NL__2PRFIN20060413_142717_000000442046_00440_21536_8995.N1	13-APR-2006 14:27:17	Tw_and_stray	44.000	106	9Bet Crv	2.6480	5600.0	88	21536	No
201	GOM_NL__2PRFIN20060413_142907_000000422046_00440_21536_8996.N1	13-APR-2006 14:29:07	Bright	42.000	100	4Gam Crv	2.5800	13100.	84	21536	No
202	GOM_NL__2PRFIN20060413_143338_000000392046_00440_21536_8997.N1	13-APR-2006 14:33:38	Bright	38.500	121	29Gam Vir	2.7400	7200.0	77	21536	No
203	GOM_NL__2PRFIN20060413_143821_000000352046_00440_21536_8998.N1	13-APR-2006 14:38:21	Bright	35.000	62	94Bet Leo	2.1360	9700.0	70	21536	No
204	GOM_NL__2PRFIN20060413_144542_000000382046_00440_21536_8999.N1	13-APR-2006 14:45:42	Bright	37.500	152	12Alp2CVn	2.8900	11000.	75	21536	No
205	GOM_NL__2PRFIN20060413_145706_000000362046_00440_21536_9000.N1	13-APR-2006 14:57:06	Bright	35.500	60	7Bet UMi	2.0810	3950.0	71	21536	No
206	GOM_NL__2PRFIN20060413_145946_000000342046_00440_21536_9001.N1	13-APR-2006 14:59:46	Bright	34.000	49	1Alp UMi	1.9900	6300.0	68	21536	No
207	GOM_NL__2PRFIN20060413_150707_000000382046_00440_21536_9002.N1	13-APR-2006 15:07:07	Bright	38.000	89	5Alp Cep	2.4510	8000.0	76	21536	No
208	GOM_NL__2PRFIN20060413_151653_000000352046_00440_21536_9003.N1	13-APR-2006 15:16:53	Bright	34.500	164	44Eta Peg	2.9480	5400.0	69	21536	No
209	GOM_NL__2PRFIN20060413_152350_000000542046_00440_21536_9004.N1	13-APR-2006 15:23:50	Twilight	53.500	61	8Eps Peg	2.1000	3900.0	107	21536	No
210	GOM_NL__2PRFIN20060413_152618_000000472046_00440_21536_9005.N1	13-APR-2006 15:26:18	Dark	47.000	162	34Alp Aqr	2.9440	5350.0	94	21536	No
211	GOM_NL__2PRFIN20060413_152849_000000492046_00440_21536_9006.N1	13-APR-2006 15:28:49	Dark	48.500	154	22Bet Aqr	2.8990	5700.0	97	21536	No
212	GOM_NL__2PRFIN20060413_153115_000000452046_00440_21536_9007.N1	13-APR-2006 15:31:15	Dark	44.500	142	49Del Cap	2.8500	8900.0	89	21536	No
213	GOM_NL__2PRFIN20060413_153636_000000382046_00440_21536_9008.N1	13-APR-2006 15:36:36	Dark	38.000	172	Gam Gru	3.0030	13100.	76	21536	No
214	GOM_NL__2PRFIN20060413_154334_000000482046_00441_21537_8988.N1	13-APR-2006 15:43:34	Dark	47.500	45	Alp Pav	1.9400	26000.	95	21537	No
215	GOM_NL__2PRFIN20060413_155100_000000402046_00441_21537_8989.N1	13-APR-2006 15:51:00	Dark	40.000	43	Alp TrA	1.9100	4250.0	80	21537	No
216	GOM_NL__2PRFIN20060413_155304_000000382046_00441_21537_8990.N1	13-APR-2006 15:53:04	Dark	38.000	134	Bet TrA	2.8100	6600.0	76	21537	No
217	GOM_NL__2PRFIN20060413_155530_000000422046_00441_21537_8991.N1	13-APR-2006 15:55:30	Straylight	41.500	4	Alp1Cen	-0.010000	5800.0	83	21537	No
218	GOM_NL__2PRFIN20060413_155837_000000422046_00441_21537_8992.N1	13-APR-2006 15:58:37	Straylight	41.500	78	Alp Lup	2.3040	28000.	83	21537	No
219	GOM_NL__2PRFIN20060413_160014_000000462046_00441_21537_8993.N1	13-APR-2006 16:00:14	Straylight	46.000	81	Eta Cen	2.3560	28000.	92	21537	No

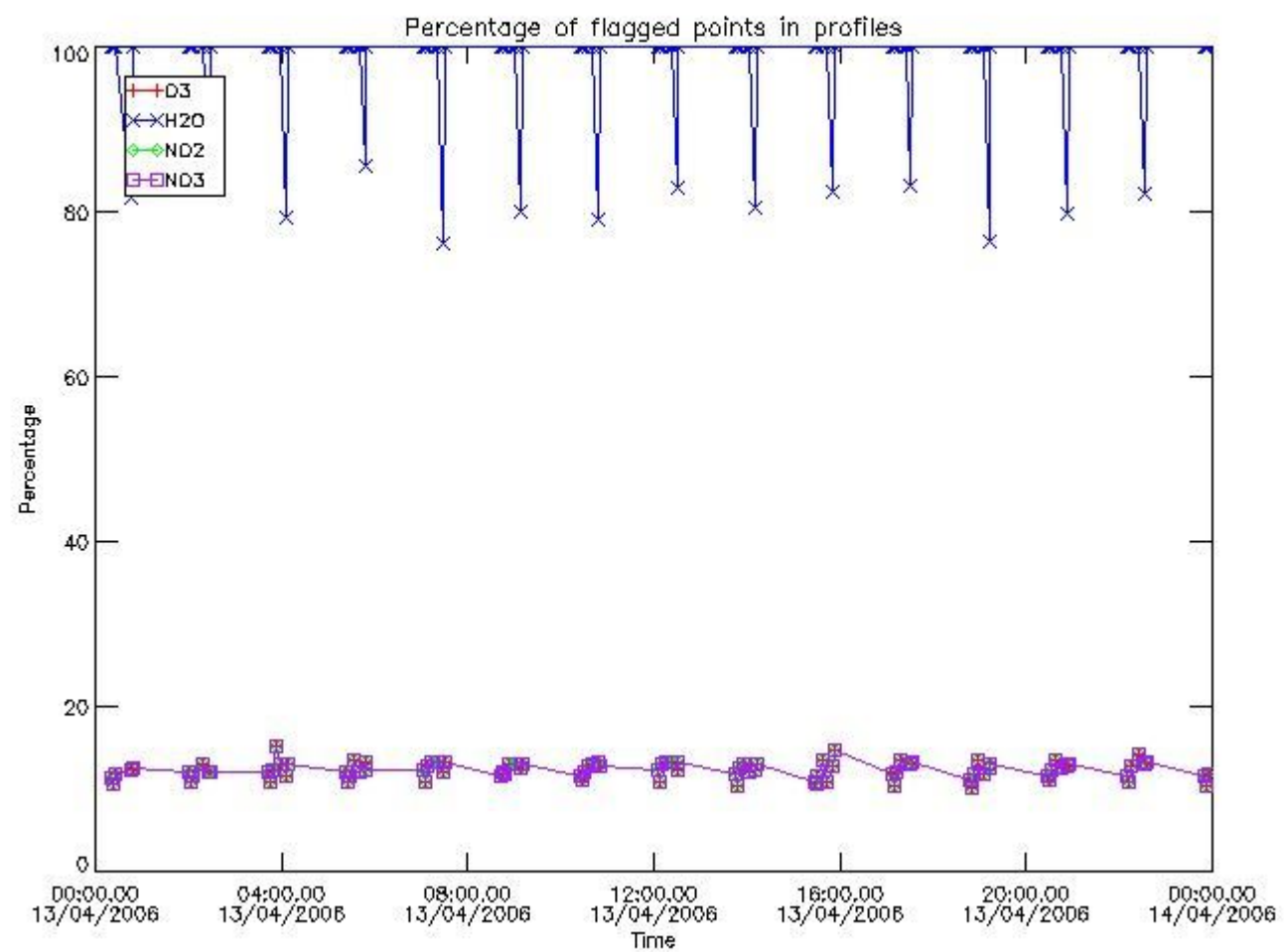
220	GOM_NL__2PRFIN20060413_160239_000000472046_00441_21537_8994.N1	13-APR-2006 16:02:39	Straylight	47.000	54	5The Cen	2.0550	4500.0	94	21537	No
221	GOM_NL__2PRFIN20060413_160753_000000422046_00441_21537_8995.N1	13-APR-2006 16:07:53	Twilight	42.000	106	9Bet Crv	2.6480	5600.0	84	21537	No
222	GOM_NL__2PRFIN20060413_160943_000000522046_00441_21537_8996.N1	13-APR-2006 16:09:43	Bright	52.000	100	4Gam Crv	2.5800	13100.	104	21537	No
223	GOM_NL__2PRFIN20060413_161414_000000382046_00441_21537_8997.N1	13-APR-2006 16:14:14	Bright	38.000	121	29Gam Vir	2.7400	7200.0	76	21537	No
224	GOM_NL__2PRFIN20060413_161857_000000352046_00441_21537_8998.N1	13-APR-2006 16:18:57	Bright	35.000	62	94Bet Leo	2.1360	9700.0	70	21537	No
225	GOM_NL__2PRFIN20060413_162618_000000382046_00441_21537_8999.N1	13-APR-2006 16:26:18	Bright	38.000	152	12Alp2CVn	2.8900	11000.	76	21537	No
226	GOM_NL__2PRFIN20060413_163741_000000422046_00441_21537_9000.N1	13-APR-2006 16:37:41	Bright	41.500	60	7Bet UMi	2.0810	3950.0	83	21537	No
227	GOM_NL__2PRFIN20060413_164022_000000472046_00441_21537_9001.N1	13-APR-2006 16:40:22	Bright	47.000	49	1Alp UMi	1.9900	6300.0	94	21537	No
228	GOM_NL__2PRFIN20060413_164743_000000382046_00441_21537_9002.N1	13-APR-2006 16:47:43	Bright	38.000	89	5Alp Cep	2.4510	8000.0	76	21537	No
229	GOM_NL__2PRFIN20060413_165729_000000362046_00441_21537_9003.N1	13-APR-2006 16:57:29	Bright	35.500	164	44Eta Peg	2.9480	5400.0	71	21537	No
230	GOM_NL__2PRFIN20060413_170426_000000502046_00441_21537_9004.N1	13-APR-2006 17:04:26	Twilight	49.500	61	8Eps Peg	2.1000	3900.0	99	21537	No
231	GOM_NL__2PRFIN20060413_170654_000000432046_00441_21537_9005.N1	13-APR-2006 17:06:54	Dark	43.000	162	34Alp Aqr	2.9440	5350.0	86	21537	No
232	GOM_NL__2PRFIN20060413_170926_000000492046_00441_21537_9006.N1	13-APR-2006 17:09:26	Dark	49.000	154	22Bet Aqr	2.8990	5700.0	98	21537	No
233	GOM_NL__2PRFIN20060413_171151_000000432046_00441_21537_9007.N1	13-APR-2006 17:11:51	Dark	42.500	142	49Del Cap	2.8500	8900.0	85	21537	No
234	GOM_NL__2PRFIN20060413_171712_000000382046_00441_21537_9008.N1	13-APR-2006 17:17:12	Dark	37.500	172	Gam Gru	3.0030	13100.	75	21537	No
235	GOM_NL__2PRFIN20060413_172411_000000392046_00442_21538_8988.N1	13-APR-2006 17:24:11	Dark	39.000	45	Alp Pav	1.9400	26000.	78	21538	No
236	GOM_NL__2PRFIN20060413_173136_000000392046_00442_21538_8989.N1	13-APR-2006 17:31:36	Dark	39.000	43	Alp TrA	1.9100	4250.0	78	21538	No
237	GOM_NL__2PRFIN20060413_173340_000000392046_00442_21538_8990.N1	13-APR-2006 17:33:40	Dark	38.500	134	Bet TrA	2.8100	6600.0	77	21538	No
238	GOM_NL__2PRFIN20060413_173607_000000442046_00442_21538_8991.N1	13-APR-2006 17:36:07	Straylight	43.500	4	Alp1Cen	-0.010000	5800.0	87	21538	No
239	GOM_NL__2PRFIN20060413_173914_000000402046_00442_21538_8992.N1	13-APR-2006 17:39:14	Straylight	40.000	78	Alp Lup	2.3040	28000.	80	21538	No
240	GOM_NL__2PRFIN20060413_174050_000000462046_00442_21538_8993.N1	13-APR-2006 17:40:50	Straylight	46.000	81	Eta Cen	2.3560	28000.	92	21538	No
241	GOM_NL__2PRFIN20060413_174315_000000482046_00442_21538_8994.N1	13-APR-2006 17:43:15	Straylight	48.000	54	5The Cen	2.0550	4500.0	96	21538	No
242	GOM_NL__2PRFIN20060413_174829_000000442046_00442_21538_8995.N1	13-APR-2006 17:48:29	Twilight	43.500	106	9Bet Crv	2.6480	5600.0	87	21538	No
243	GOM_NL__2PRFIN20060413_175019_000000502046_00442_21538_8996.N1	13-APR-2006 17:50:19	Bright	50.000	100	4Gam Crv	2.5800	13100.	100	21538	No
244	GOM_NL__2PRFIN20060413_175450_000000392046_00442_21538_8997.N1	13-APR-2006 17:54:50	Bright	38.500	121	29Gam Vir	2.7400	7200.0	77	21538	No
245	GOM_NL__2PRFIN20060413_175933_000000362046_00442_21538_8998.N1	13-APR-2006 17:59:33	Bright	35.500	62	94Bet Leo	2.1360	9700.0	71	21538	No
246	GOM_NL__2PRFIN20060413_180654_000000382046_00442_21538_8999.N1	13-APR-2006 18:06:54	Bright	37.500	152	12Alp2CVn	2.8900	11000.	75	21538	No
247	GOM_NL__2PRFIN20060413_181037_000000362046_00442_21538_9000.N1	13-APR-2006 18:10:37	Bright	35.500	87	64Gam UMa	2.4330	11000.	71	21538	No
248	GOM_NL__2PRFIN20060413_181254_000000372046_00442_21538_9001.N1	13-APR-2006 18:12:54	Bright	36.500	36	50Alp UMa	1.8000	6300.0	73	21538	No
249	GOM_NL__2PRFIN20060413_181817_000000412046_00442_21538_9002.N1	13-APR-2006 18:18:17	Bright	41.000	60	7Bet UMi	2.0810	3950.0	82	21538	No
250	GOM_NL__2PRFIN20060413_182058_000000342046_00442_21538_9003.N1	13-APR-2006 18:20:58	Bright	34.000	49	1Alp UMi	1.9900	6300.0	68	21538	No
251	GOM_NL__2PRFIN20060413_182819_000000392046_00442_21538_9004.N1	13-APR-2006 18:28:19	Bright	39.000	89	5Alp Cep	2.4510	8000.0	78	21538	No
252	GOM_NL__2PRFIN20060413_183806_000000402046_00442_21538_9005.N1	13-APR-2006 18:38:06	Bright	40.000	164	44Eta Peg	2.9480	5400.0	80	21538	No
253	GOM_NL__2PRFIN20060413_184503_000000492046_00442_21538_9006.N1	13-APR-2006 18:45:03	Twilight	49.000	61	8Eps Peg	2.1000	3900.0	98	21538	No
254	GOM_NL__2PRFIN20060413_184731_000000462046_00442_21538_9007.N1	13-APR-2006 18:47:31	Dark	45.500	162	34Alp Aqr	2.9440	5350.0	91	21538	No
255	GOM_NL__2PRFIN20060413_185003_000000502046_00442_21538_9008.N1	13-APR-2006 18:50:03	Dark	50.000	154	22Bet Aqr	2.8990	5700.0	100	21538	No
256	GOM_NL__2PRFIN20060413_185228_000000442046_00442_21538_9009.N1	13-APR-2006 18:52:28	Dark	43.500	142	49Del Cap	2.8500	8900.0	87	21538	No
257	GOM_NL__2PRFIN20060413_185748_000000382046_00442_21538_9010.N1	13-APR-2006 18:57:48	Dark	37.500	172	Gam Gru	3.0030	13100.	75	21538	No
258	GOM_NL__2PRFIN20060413_190447_000000432046_00443_21539_9008.N1	13-APR-2006 19:04:47	Dark	43.000	45	Alp Pav	1.9400	26000.	86	21539	No
259	GOM_NL__2PRFIN20060413_191213_000000412046_00443_21539_9009.N1	13-APR-2006 19:12:13	Dark	40.500	43	Alp TrA	1.9100	4250.0	81	21539	No
260	GOM_NL__2PRFIN20060413_191417_000000402046_00443_21539_9010.N1	13-APR-2006 19:14:17	Dark	39.500	134	Bet TrA	2.8100	6600.0	79	21539	No
261	GOM_NL__2PRFIN20060413_191643_000000432046_00443_21539_9011.N1	13-APR-2006 19:16:43	Straylight	43.000	4	Alp1Cen	-0.010000	5800.0	86	21539	No
262	GOM_NL__2PRFIN20060413_191950_000000412046_00443_21539_9012.N1	13-APR-2006 19:19:50	Straylight	41.000	78	Alp Lup	2.3040	28000.	82	21539	No
263	GOM_NL__2PRFIN20060413_192127_000000442046_00443_21539_9013.N1	13-APR-2006 19:21:27	Straylight	43.500	81	Eta Cen	2.3560	28000.	87	21539	No
264	GOM_NL__2PRFIN20060413_192351_000000462046_00443_21539_9014.N1	13-APR-2006 19:23:51	Straylight	45.500	54	5The Cen	2.0550	4500.0	91	21539	No
265	GOM_NL__2PRFIN20060413_192905_000000452046_00443_21539_9015.N1	13-APR-2006 19:29:05	Twilight	44.500	106	9Bet Crv	2.6480	5600.0	89	21539	No
266	GOM_NL__2PRFIN20060413_193056_000000432046_00443_21539_9016.N1	13-APR-2006 19:30:56	Bright	43.000	100	4Gam Crv	2.5800	13100.	86	21539	No
267	GOM_NL__2PRFIN20060413_193526_000000392046_00443_21539_9017.N1	13-APR-2006 19:35:26	Bright	38.500	121	29Gam Vir	2.7400	7200.0	77	21539	No
268	GOM_NL__2PRFIN20060413_194009_000000362046_00443_21539_9018.N1	13-APR-2006 19:40:09	Bright	35.500	62	94Bet Leo	2.1360	9700.0	71	21539	No
269	GOM_NL__2PRFIN20060413_194729_000000392046_00443_21539_9019.N1	13-APR-2006 19:47:29	Bright	39.000	152	12Alp2CVn	2.8900	11000.	78	21539	No
270	GOM_NL__2PRFIN20060413_195113_000000372046_00443_21539_9020.N1	13-APR-2006 19:51:13	Bright	37.000	87	64Gam UMa	2.4330	11000.	74	21539	No
271	GOM_NL__2PRFIN20060413_195330_000000372046_00443_21539_9021.N1	13-APR-2006 19:53:30	Bright	37.000	36	50Alp UMa	1.8000	6300.0	74	21539	No
272	GOM_NL__2PRFIN20060413_195853_000000392046_00443_21539_9022.N1	13-APR-2006 19:58:53	Bright	39.000	60	7Bet UMi	2.0810	3950.0	78	21539	No
273	GOM_NL__2PRFIN20060413_200134_000000362046_00443_21539_9023.N1	13-APR-2006 20:01:34	Bright	35.500	49	1Alp UMi	1.9900	6300.0	71	21539	No
274	GOM_NL__2PRFIN20060413_200855_000000372046_00443_21539_9024.N1	13-APR-2006 20:08:55	Bright	36.500	89	5Alp Cep	2.4510	8000.0	73	21539	No
275	GOM_NL__2PRFIN20060413_201842_000000362046_00443_21539_9025.N1	13-APR-2006 20:18:42	Bright	35.500	164	44Eta Peg	2.9480	5400.0	71	21539	No
276	GOM_NL__2PRFIN20060413_202539_000000522046_00443_21539_9026.N1	13-APR-2006 20:25:39	Twilight	51.500	61	8Eps Peg	2.1000	3900.0	103	21539	No
277	GOM_NL__2PRFIN20060413_202807_000000452046_00443_21539_9027.N1	13-APR-2006 20:28:07	Dark	44.500	162	34Alp Aqr	2.9440	5350.0	89	21539	No
278	GOM_NL__2PRFIN20060413_203039_000000462046_00443_21539_9028.N1	13-APR-2006 20:30:39	Dark	46.000	154	22Bet Aqr	2.8990	5700.0	92	21539	No

279	GOM_NL__2PRFIN20060413_203304_000000422046_00443_21539_9029.N1	13-APR-2006 20:33:04	Dark	41.500	142	49Del Cap	2.8500	8900.0	83	21539	No
280	GOM_NL__2PRFIN20060413_203825_000000382046_00443_21539_9030.N1	13-APR-2006 20:38:25	Dark	37.500	172	Gam Gru	3.0030	13100.	75	21539	No
281	GOM_NL__2PRFIN20060413_204524_000000412046_00444_21540_9008.N1	13-APR-2006 20:45:24	Dark	40.500	45	Alp Pav	1.9400	26000.	81	21540	No
282	GOM_NL__2PRFIN20060413_205249_000000402046_00444_21540_9009.N1	13-APR-2006 20:52:49	Dark	40.000	43	Alp TrA	1.9100	4250.0	80	21540	No
283	GOM_NL__2PRFIN20060413_205453_000000402046_00444_21540_9010.N1	13-APR-2006 20:54:53	Dark	39.500	134	Bet TrA	2.8100	6600.0	79	21540	No
284	GOM_NL__2PRFIN20060413_205719_000000452046_00444_21540_9011.N1	13-APR-2006 20:57:19	Straylight	45.000	4	Alp1Cen	-0.010000	5800.0	90	21540	No
285	GOM_NL__2PRFIN20060413_210027_000000412046_00444_21540_9012.N1	13-APR-2006 21:00:27	Straylight	41.000	78	Alp Lup	2.3040	28000.	82	21540	No
286	GOM_NL__2PRFIN20060413_210203_000000462046_00444_21540_9013.N1	13-APR-2006 21:02:03	Straylight	45.500	81	Eta Cen	2.3560	28000.	91	21540	No
287	GOM_NL__2PRFIN20060413_210428_000000492046_00444_21540_9014.N1	13-APR-2006 21:04:28	Straylight	48.500	54	5The Cen	2.0550	4500.0	97	21540	No
288	GOM_NL__2PRFIN20060413_210916_000000422046_00444_21540_9015.N1	13-APR-2006 21:09:16	Twilight	42.000	169	46Gam Hya	2.9910	4700.0	84	21540	No
289	GOM_NL__2PRFIN20060413_211131_000000382046_00444_21540_9016.N1	13-APR-2006 21:11:31	Bright	38.000	100	4Gam Crv	2.5800	13100.	76	21540	No
290	GOM_NL__2PRFIN20060413_211602_000000382046_00444_21540_9017.N1	13-APR-2006 21:16:02	Bright	37.500	121	29Gam Vir	2.7400	7200.0	75	21540	No
291	GOM_NL__2PRFIN20060413_212045_000000362046_00444_21540_9018.N1	13-APR-2006 21:20:45	Bright	35.500	62	94Bet Leo	2.1360	9700.0	71	21540	No
292	GOM_NL__2PRFIN20060413_212805_000000372046_00444_21540_9019.N1	13-APR-2006 21:28:05	Bright	36.500	152	12Alp2CVn	2.8900	11000.	73	21540	No
293	GOM_NL__2PRFIN20060413_213149_000000522046_00444_21540_9020.N1	13-APR-2006 21:31:49	Bright	51.500	87	64Gam UMa	2.4330	11000.	103	21540	No
294	GOM_NL__2PRFIN20060413_213406_000000382046_00444_21540_9021.N1	13-APR-2006 21:34:06	Bright	38.000	36	50Alp UMa	1.8000	6300.0	76	21540	No
295	GOM_NL__2PRFIN20060413_213928_000000412046_00444_21540_9022.N1	13-APR-2006 21:39:28	Bright	40.500	60	7Bet UMi	2.0810	3950.0	81	21540	No
296	GOM_NL__2PRFIN20060413_214210_000000362046_00444_21540_9023.N1	13-APR-2006 21:42:10	Bright	35.500	49	1Alp UMi	1.9900	6300.0	71	21540	No
297	GOM_NL__2PRFIN20060413_214931_000000392046_00444_21540_9024.N1	13-APR-2006 21:49:31	Bright	38.500	89	5Alp Cep	2.4510	8000.0	77	21540	No
298	GOM_NL__2PRFIN20060413_215918_000000532046_00444_21540_9025.N1	13-APR-2006 21:59:18	Bright	53.000	164	44Eta Peg	2.9480	5400.0	106	21540	No
299	GOM_NL__2PRFIN20060413_220615_000000502046_00444_21540_9026.N1	13-APR-2006 22:06:15	Twilight	50.000	61	8Eps Peg	2.1000	3900.0	100	21540	No
300	GOM_NL__2PRFIN20060413_220843_000000442046_00444_21540_9027.N1	13-APR-2006 22:08:43	Dark	44.000	162	34Alp Aqr	2.9440	5350.0	88	21540	No
301	GOM_NL__2PRFIN20060413_221116_000000472046_00444_21540_9028.N1	13-APR-2006 22:11:16	Dark	47.000	154	22Bet Aqr	2.8990	5700.0	94	21540	No
302	GOM_NL__2PRFIN20060413_221341_000000442046_00444_21540_9029.N1	13-APR-2006 22:13:41	Dark	44.000	142	49Del Cap	2.8500	8900.0	88	21540	No
303	GOM_NL__2PRFIN20060413_222600_000000402046_00445_21541_9008.N1	13-APR-2006 22:26:00	Dark	39.500	45	Alp Pav	1.9400	26000.	79	21541	No
304	GOM_NL__2PRFIN20060413_223325_000000402046_00445_21541_9009.N1	13-APR-2006 22:33:25	Dark	39.500	43	Alp TrA	1.9100	4250.0	79	21541	No
305	GOM_NL__2PRFIN20060413_223529_000000392046_00445_21541_9010.N1	13-APR-2006 22:35:29	Dark	38.500	134	Bet TrA	2.8100	6600.0	77	21541	No
306	GOM_NL__2PRFIN20060413_223755_000000472046_00445_21541_9011.N1	13-APR-2006 22:37:55	Straylight	47.000	4	Alp1Cen	-0.010000	5800.0	94	21541	No
307	GOM_NL__2PRFIN20060413_224103_000000432046_00445_21541_9012.N1	13-APR-2006 22:41:03	Straylight	43.000	78	Alp Lup	2.3040	28000.	86	21541	No
308	GOM_NL__2PRFIN20060413_224239_000000462046_00445_21541_9013.N1	13-APR-2006 22:42:39	Straylight	46.000	81	Eta Cen	2.3560	28000.	92	21541	No
309	GOM_NL__2PRFIN20060413_224504_000000472046_00445_21541_9014.N1	13-APR-2006 22:45:04	Straylight	46.500	54	5The Cen	2.0550	4500.0	93	21541	No
310	GOM_NL__2PRFIN20060413_224952_000000462046_00445_21541_9015.N1	13-APR-2006 22:49:52	Twilight	46.000	169	46Gam Hya	2.9910	4700.0	92	21541	No
311	GOM_NL__2PRFIN20060413_225208_000000422046_00445_21541_9016.N1	13-APR-2006 22:52:08	Bright	41.500	100	4Gam Crv	2.5800	13100.	83	21541	No
312	GOM_NL__2PRFIN20060413_225638_000000382046_00445_21541_9017.N1	13-APR-2006 22:56:38	Bright	38.000	121	29Gam Vir	2.7400	7200.0	76	21541	No
313	GOM_NL__2PRFIN20060413_230121_000000352046_00445_21541_9018.N1	13-APR-2006 23:01:21	Bright	35.000	62	94Bet Leo	2.1360	9700.0	70	21541	No
314	GOM_NL__2PRFIN20060413_230840_000000472046_00445_21541_9019.N1	13-APR-2006 23:08:40	Bright	46.500	152	12Alp2CVn	2.8900	11000.	93	21541	No
315	GOM_NL__2PRFIN20060413_231225_000000362046_00445_21541_9020.N1	13-APR-2006 23:12:25	Bright	35.500	87	64Gam UMa	2.4330	11000.	71	21541	No
316	GOM_NL__2PRFIN20060413_231442_000000372046_00445_21541_9021.N1	13-APR-2006 23:14:42	Bright	37.000	36	50Alp UMa	1.8000	6300.0	74	21541	No
317	GOM_NL__2PRFIN20060413_232004_000000412046_00445_21541_9022.N1	13-APR-2006 23:20:04	Bright	41.000	60	7Bet UMi	2.0810	3950.0	82	21541	No
318	GOM_NL__2PRFIN20060413_232246_000000332046_00445_21541_9023.N1	13-APR-2006 23:22:46	Bright	32.500	49	1Alp UMi	1.9900	6300.0	65	21541	No
319	GOM_NL__2PRFIN20060413_233006_000000382046_00445_21541_9024.N1	13-APR-2006 23:30:06	Bright	38.000	89	5Alp Cep	2.4510	8000.0	76	21541	No
320	GOM_NL__2PRFIN20060413_233954_000000362046_00445_21541_9025.N1	13-APR-2006 23:39:54	Bright	36.000	164	44Eta Peg	2.9480	5400.0	72	21541	No
321	GOM_NL__2PRFIN20060413_234651_000000472046_00445_21541_9026.N1	13-APR-2006 23:46:51	Twilight	47.000	61	8Eps Peg	2.1000	3900.0	94	21541	No
322	GOM_NL__2PRFIN20060413_234920_000000442046_00445_21541_9027.N1	13-APR-2006 23:49:20	Dark	44.000	162	34Alp Aqr	2.9440	5350.0	88	21541	No
323	GOM_NL__2PRFIN20060413_235152_000000502046_00445_21541_9028.N1	13-APR-2006 23:51:52	Dark	49.500	154	22Bet Aqr	2.8990	5700.0	99	21541	No
324	GOM_NL__2PRFIN20060413_235417_000000432046_00445_21541_9029.N1	13-APR-2006 23:54:17	Dark	43.000	142	49Del Cap	2.8500	8900.0	86	21541	No

3. Quality information per product

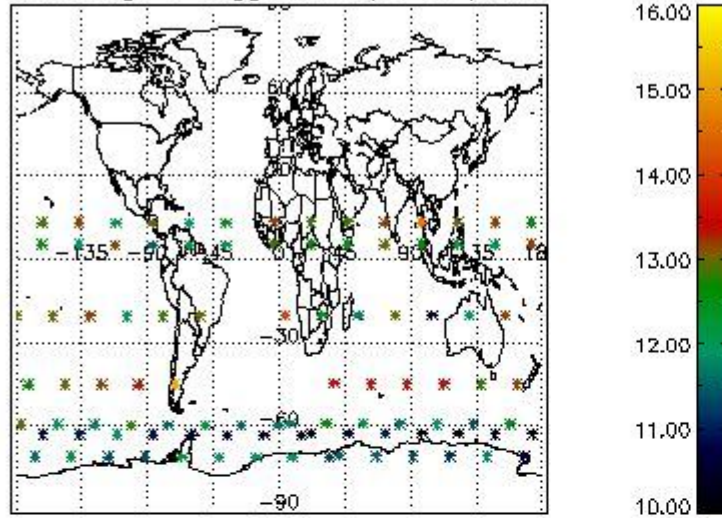
In this section it is plotted some information contained in the Quality Summary data set of the level 2 products. Only products in dark limb conditions and without errors (error flag in the MPH set to "0") are used.

3.1 Plot quality information per product (time dependant)

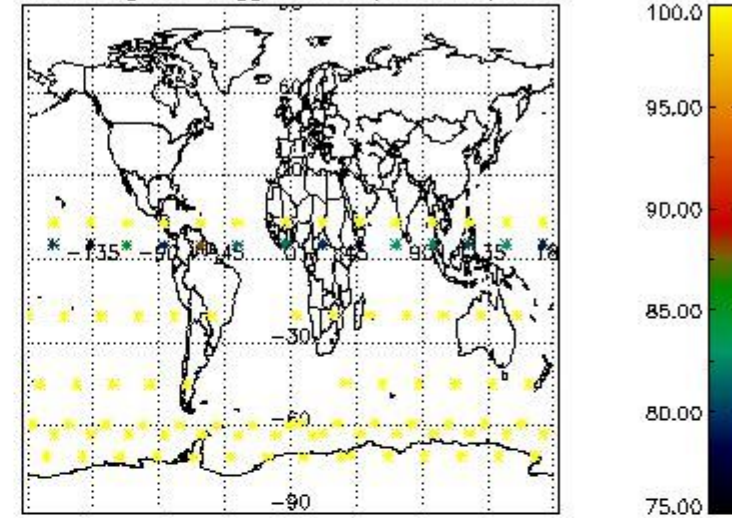


3.2 Plot quality information per product (world map)

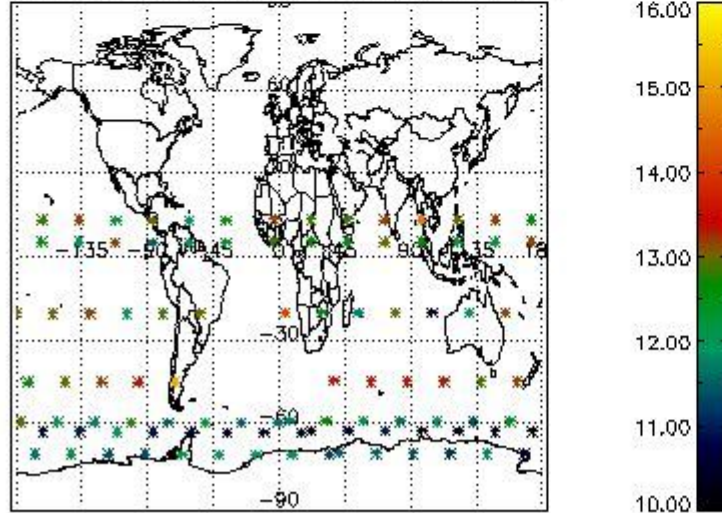
Percentage of flagged data per O3 profile



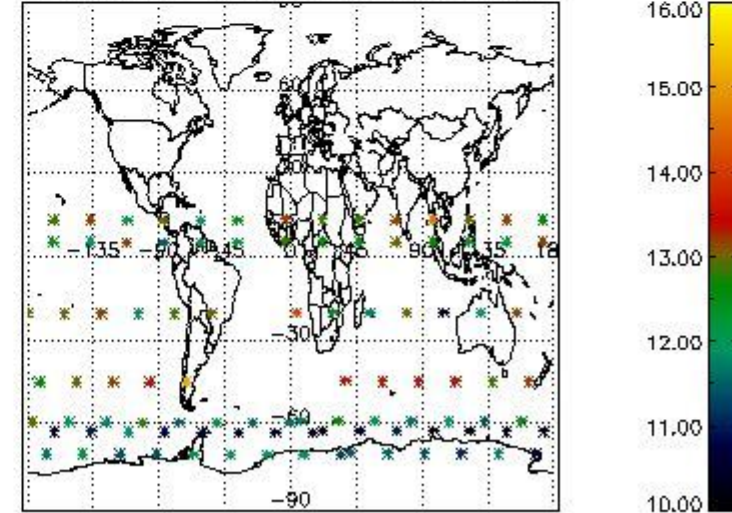
Percentage of flagged data per H2O profile



Percentage of flagged data per NO2 profile



Percentage of flagged data per NO3 profile

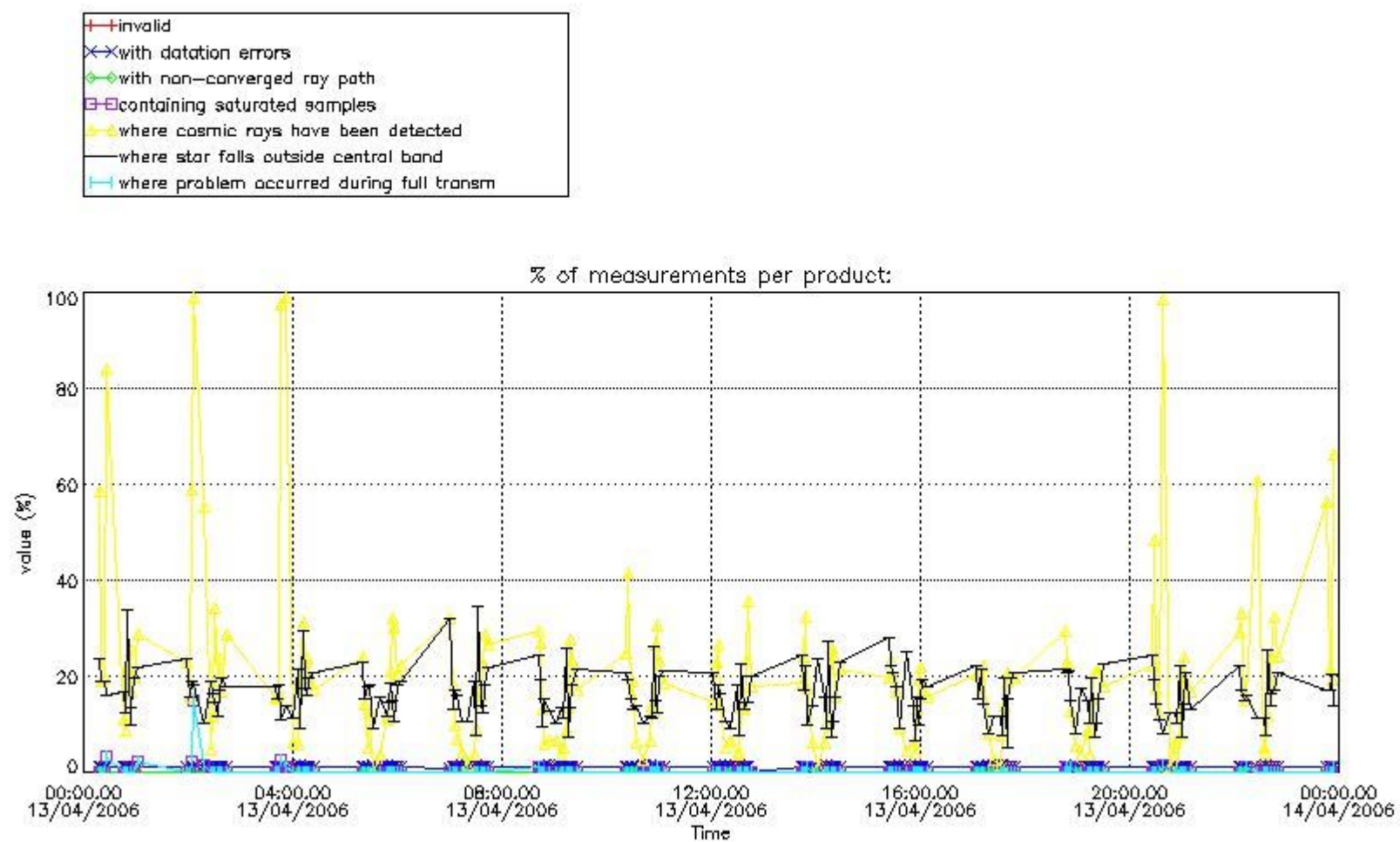


4. Level 1 quality information per product

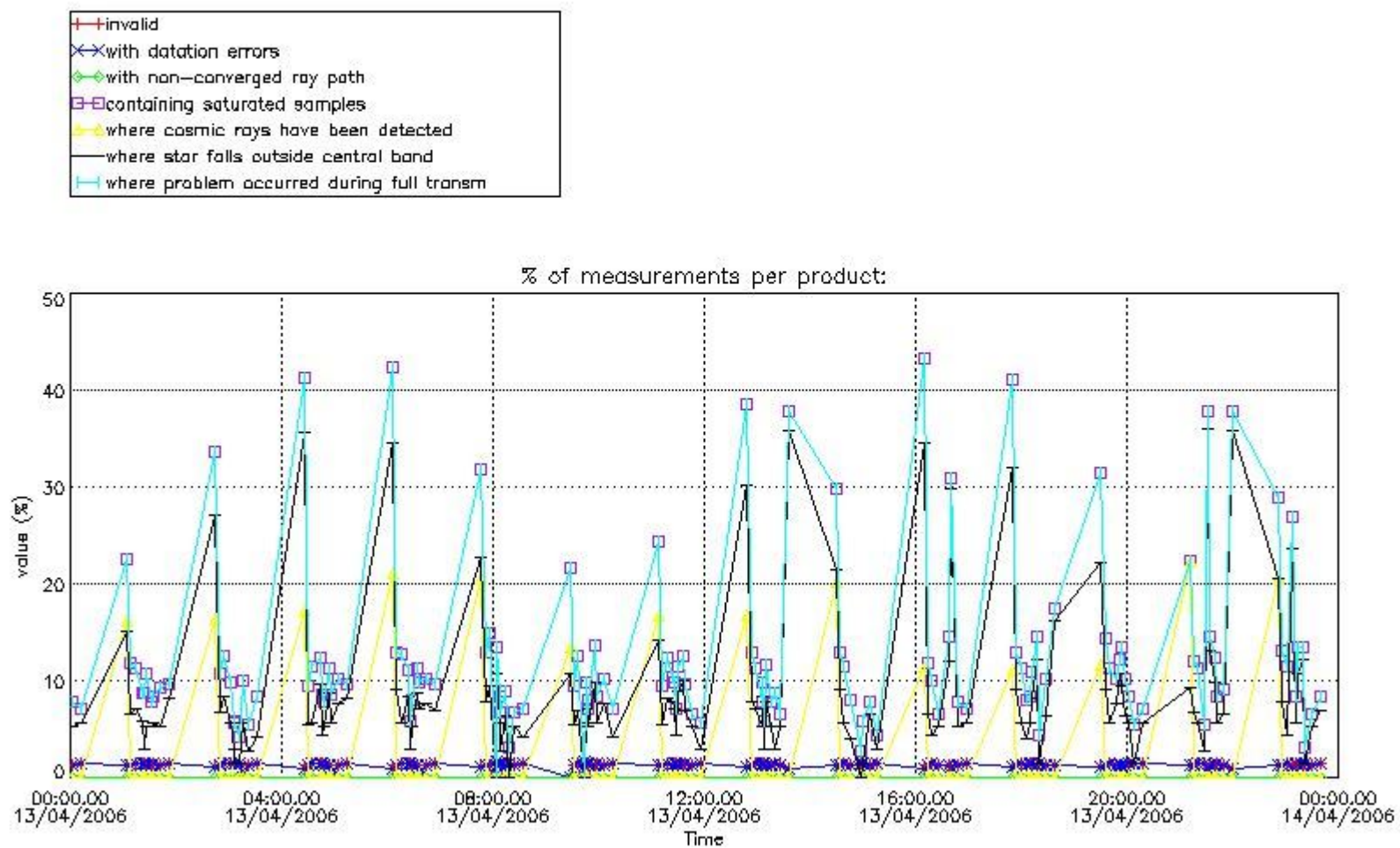
In this section it is plotted some information contained in the Quality Summary data set of the level 2 products that comes from the level 1b processing. Products without errors (error flag in the MPH set to "0") are used.

4.1 Plot quality information per product (time dependant) coming from level 1b processing

4.1.1 Plot level 1 quality information per product (time dependant): ENVISAT ASCENDING passes

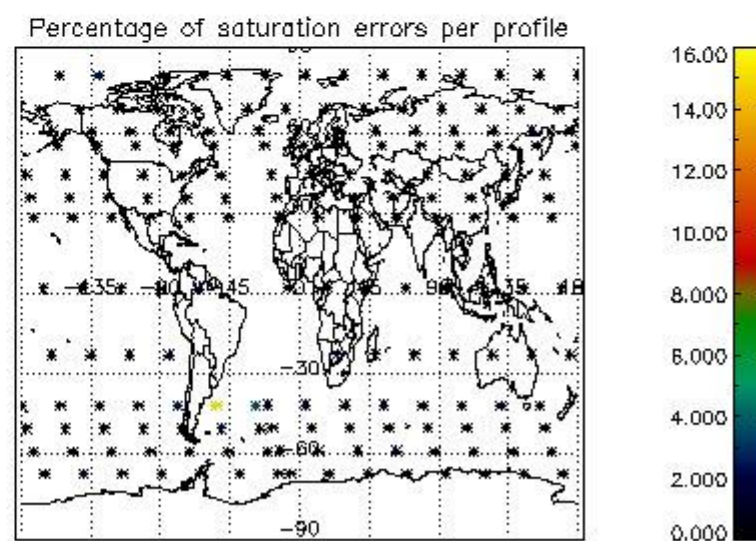
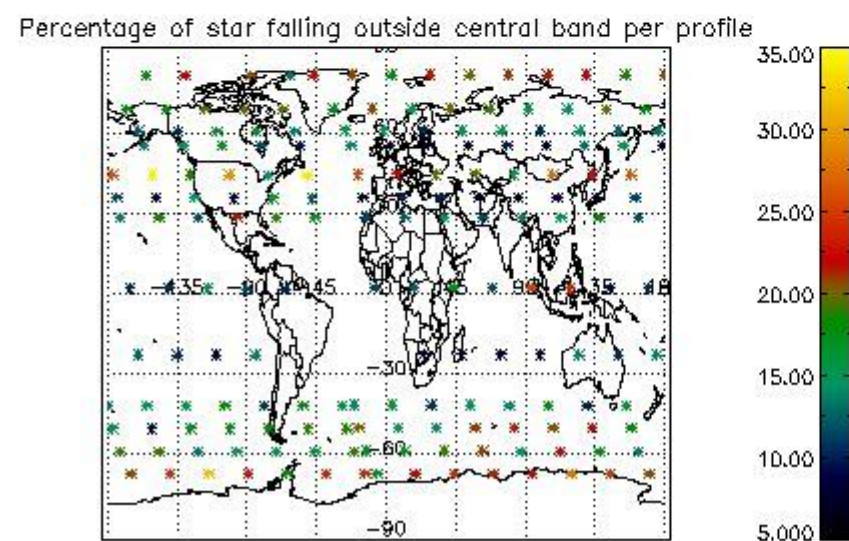
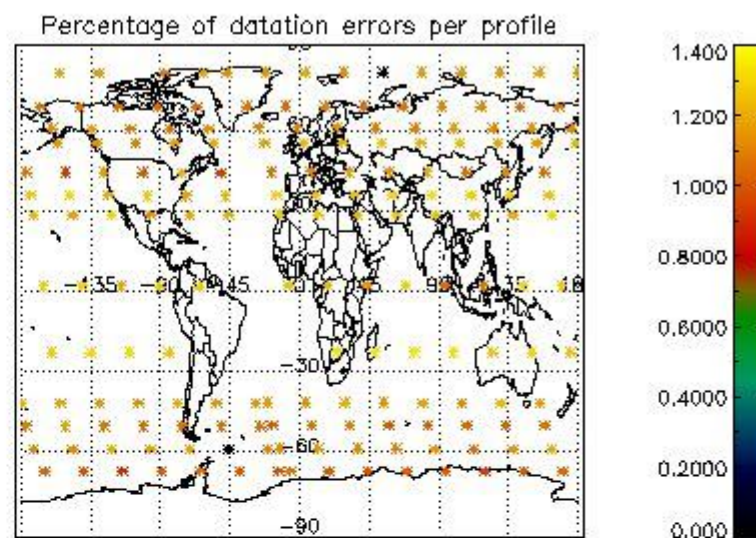
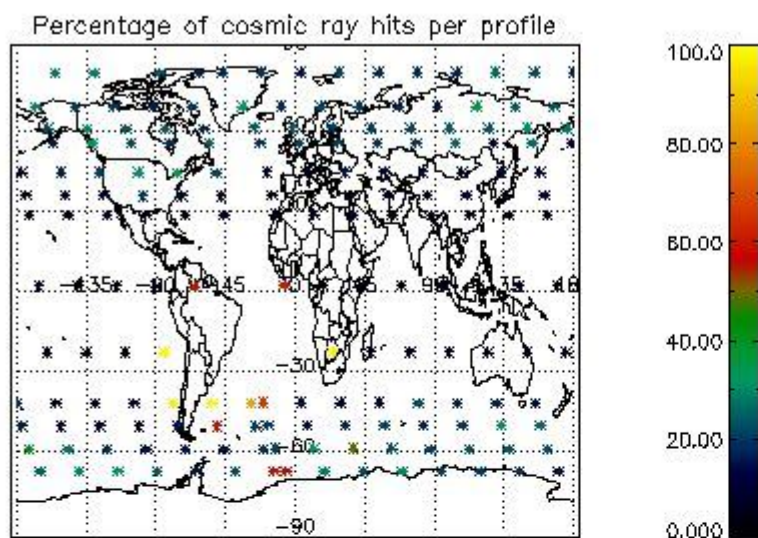


4.1.2 Plot level 1 quality information per product (time dependant): ENVI SAT DESCENDING passes

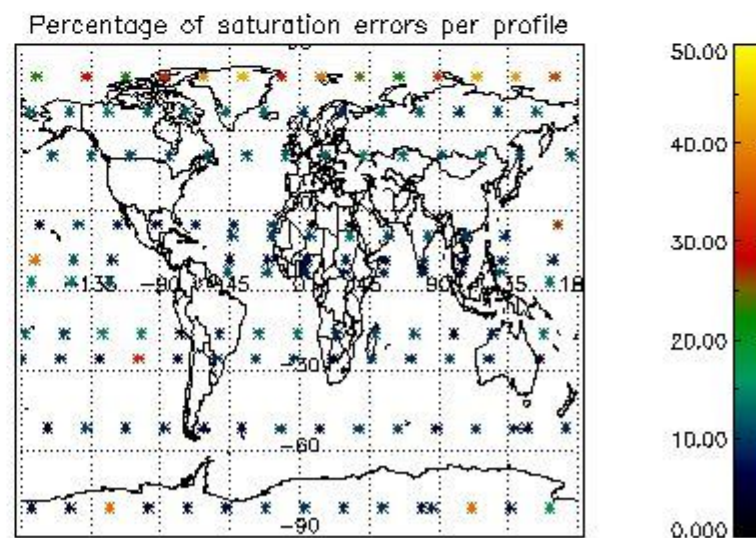
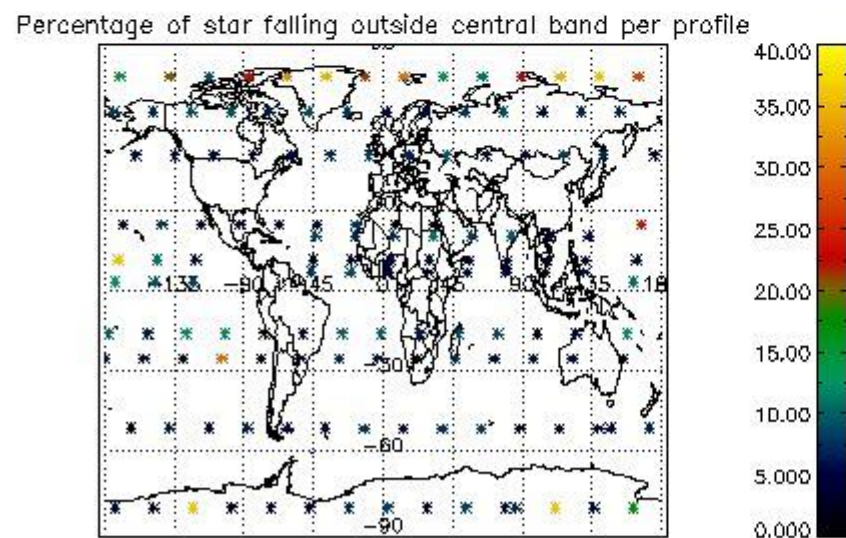
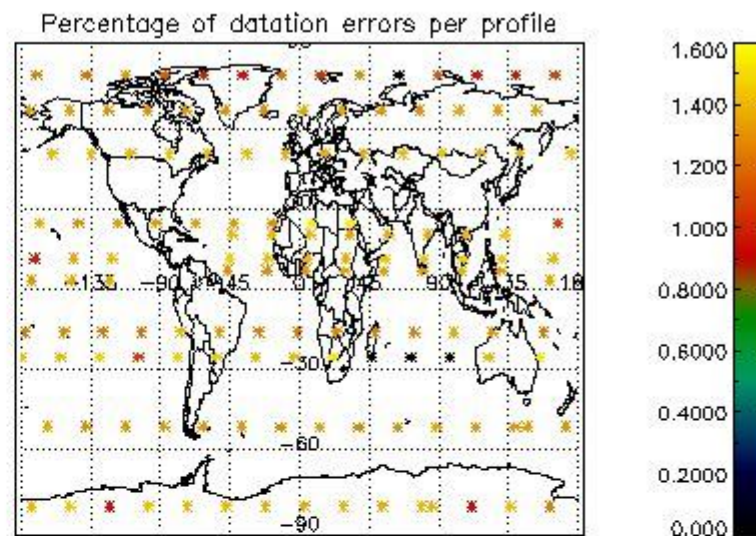
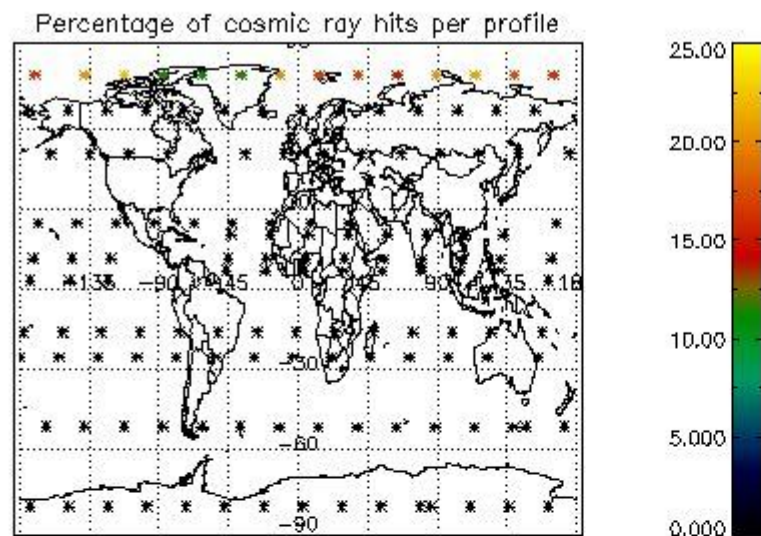


4.2 Plot quality information per product coming from level 1b processing (world map)

4.2.1 Plot level 1 quality information per product (world map): ENVISAT ASCENDING passes



4.2.2 Plot level 1 quality information per product (world map): ENVISAT DESCENDING passes



5. Trace gas profiles

5.1 Ozone statistics based on quality of products

The final quality of the products can be "measured" using the STD (Standard Deviation) attached to every point profile. This information is written to the parameter GOM_NL__2P/NL_LOCAL_SPECIES_DENSITY/o3_std of the level 2 products. The table below shows the statistics for given STD ranges.

The statistics are given with respect to the overall valid production:

- Products without fatal errors: GOM_NL__2P/MPH/PRODUCT_ERR=0
- Valid point profile: GOM_NL__2P/NL_LOCAL_SPECIES_DENSITY/pcd(0)=0

The 'Criteria' is applied to valid points of dark limb products:

- Products in dark limb illumination condition: GOM_NL__2P/NL_SUMMARY_QUALITY/obs_ill_cond=0
- Products without fatal errors: GOM_NL__2P/MPH/PRODUCT_ERR=0
- Valid point profile: GOM_NL__2P/NL_LOCAL_SPECIES_DENSITY/pcd(0)=0

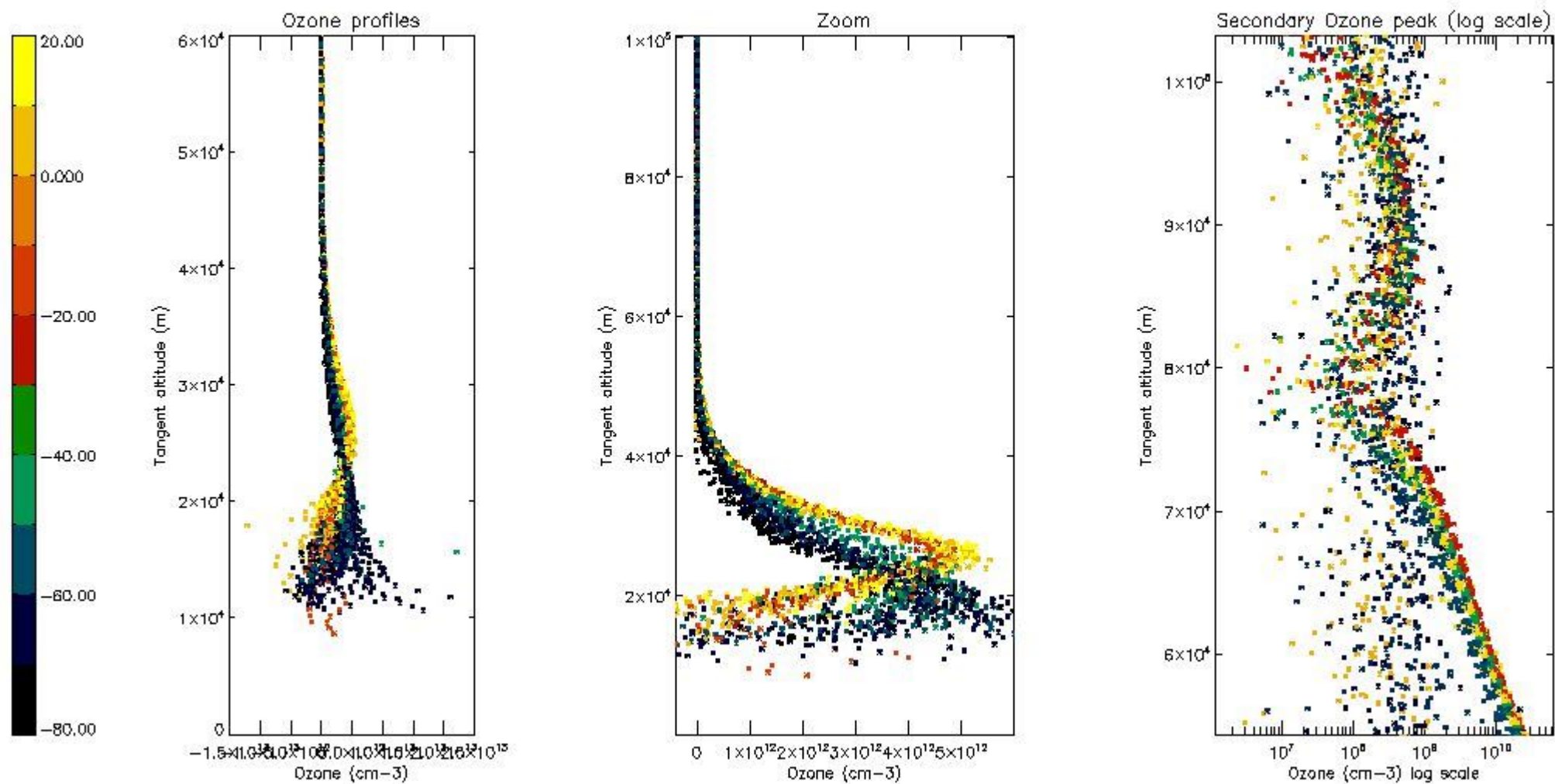
So, the table below shows the percentage of dark limb and valid observations for each criteria with respect to the overall valid daily observations.

Criteria	% of total production
All STD	31
STD < 20	13

STD < 10	8
STD < 5	3

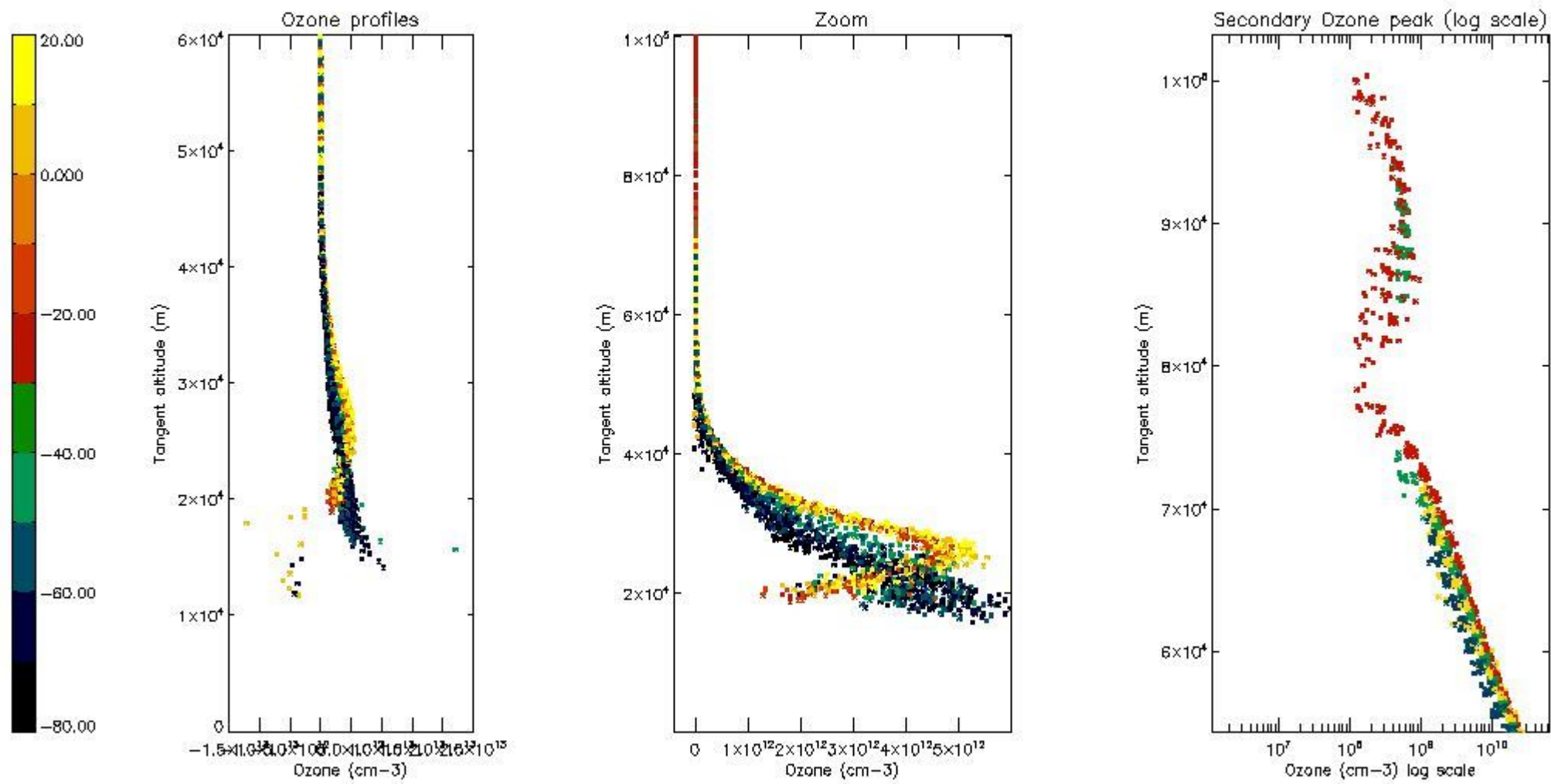
5.2 Plot ozone profiles for all STD (dark without errors)

The colorbar represents the latitude.



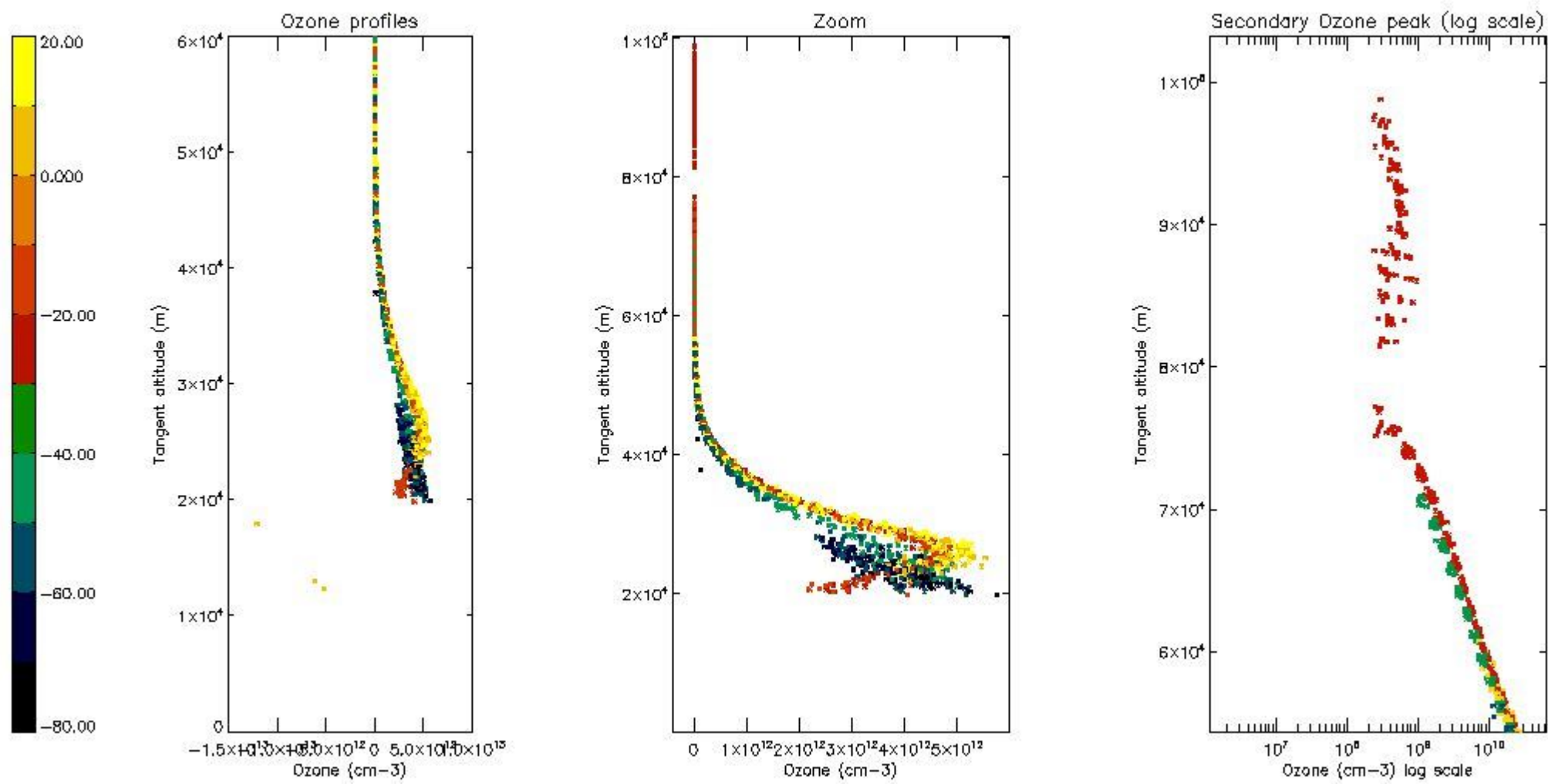
5.3 Plot ozone profiles where STD < 20% (dark without errors)

The colorbar represents the latitude.



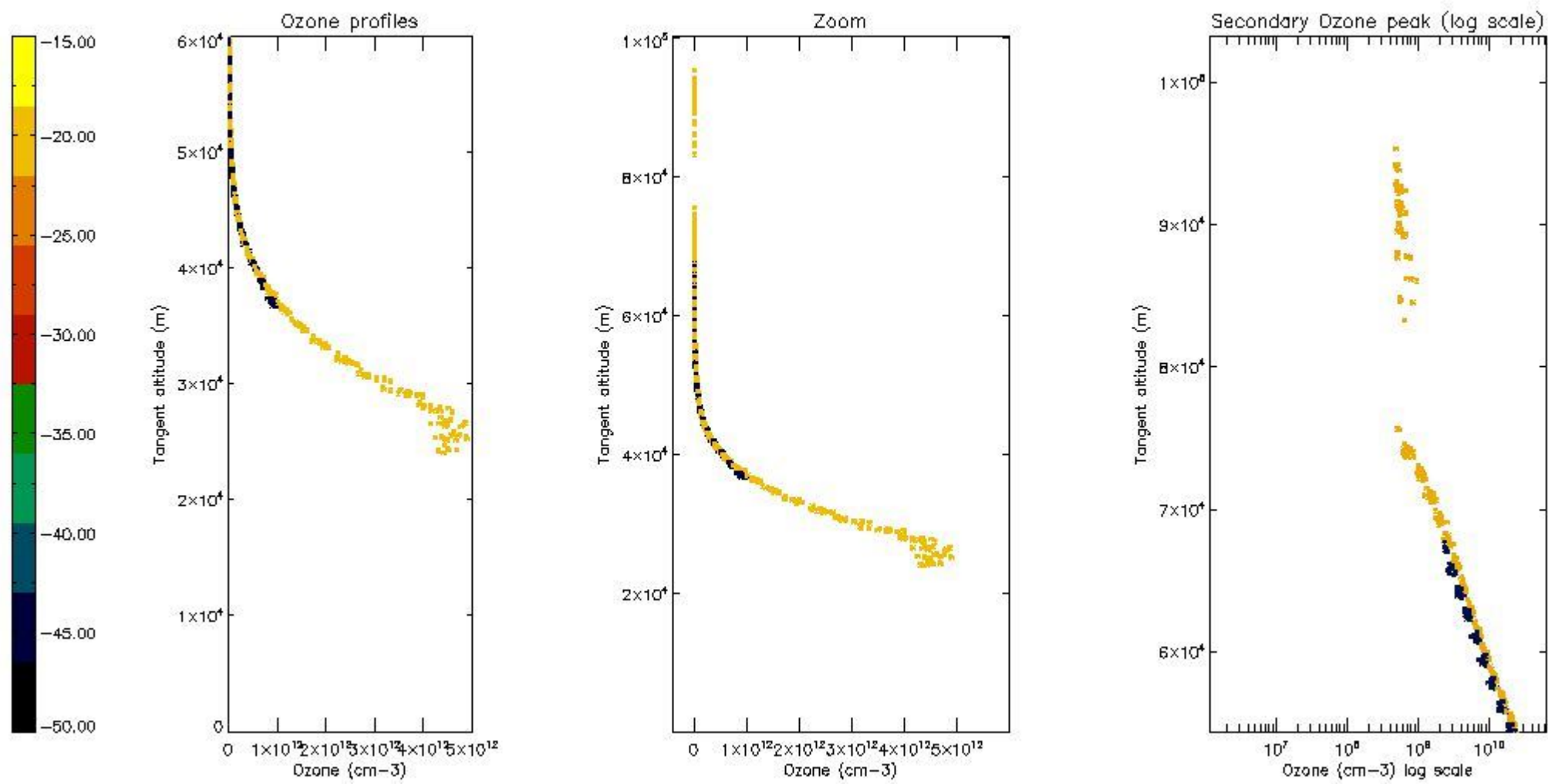
5.4 Plot ozone profiles where STD < 10% (dark without errors)

The colorbar represents the latitude.



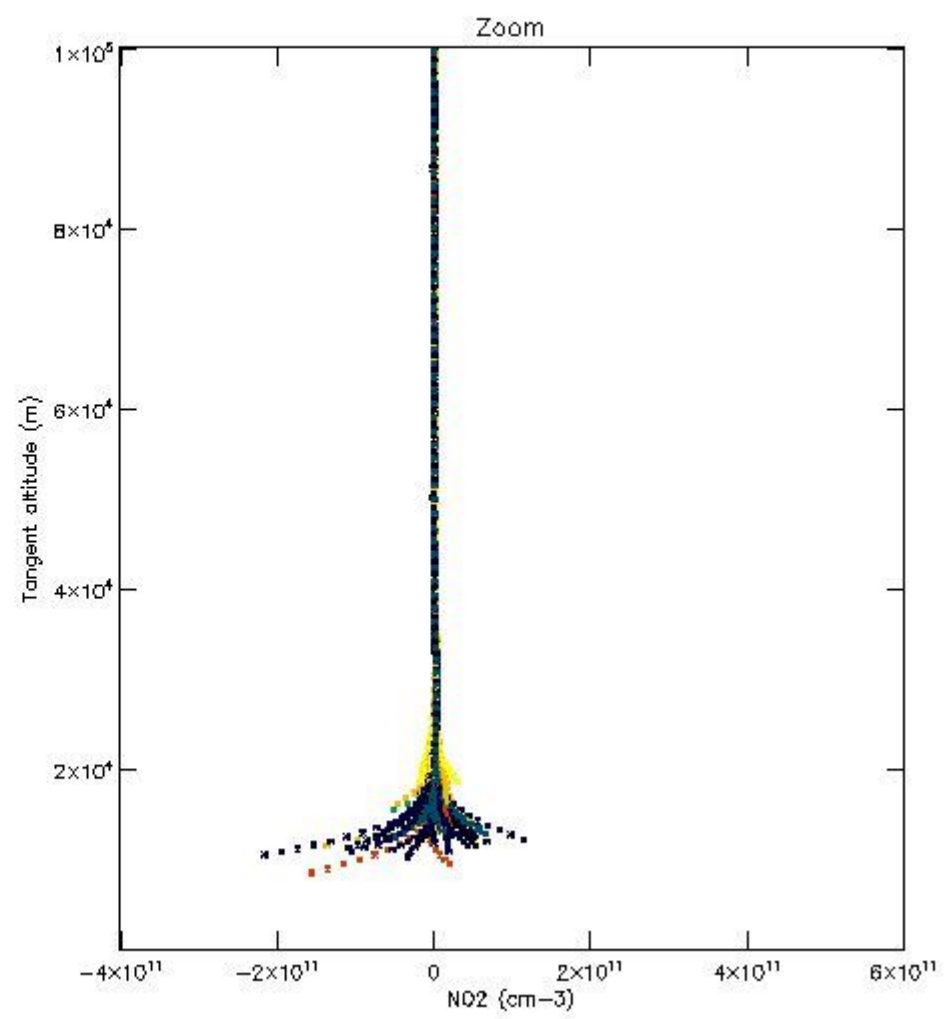
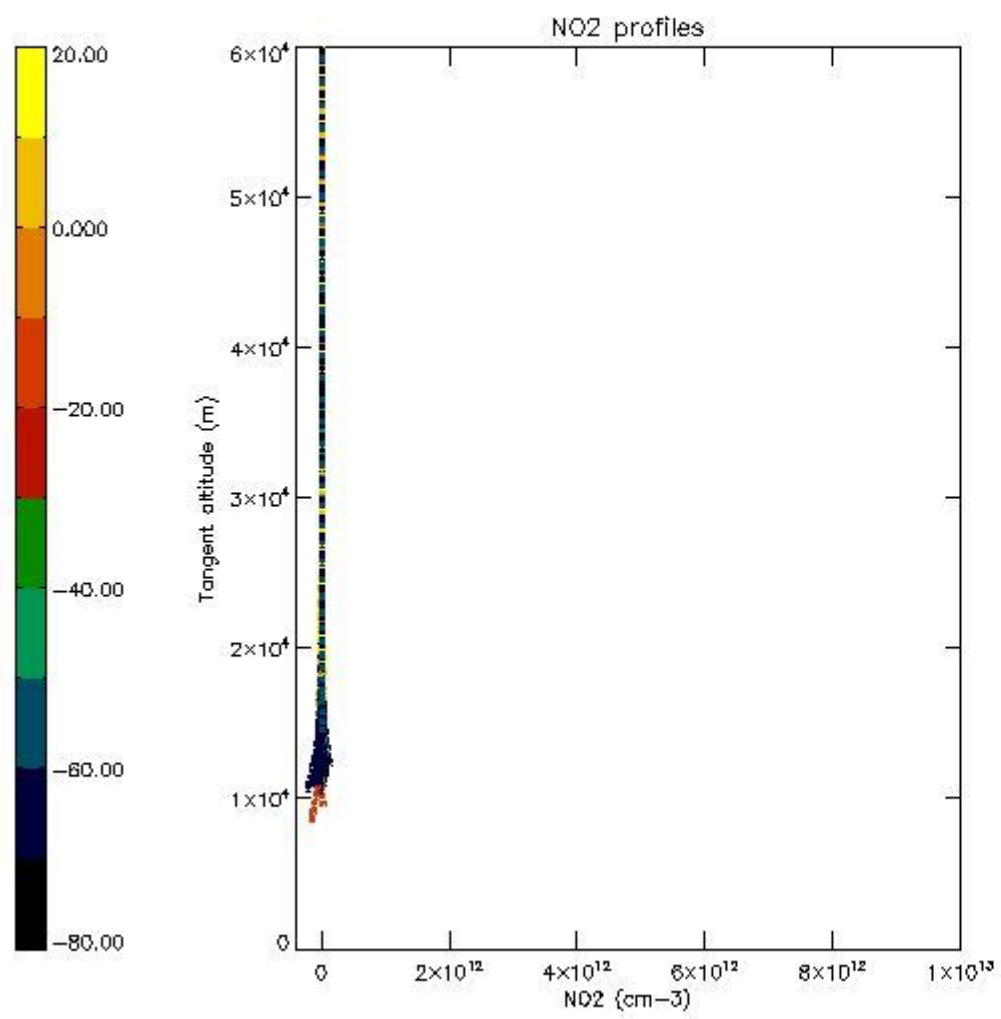
5.5 Plot ozone profiles where STD < 5% (dark without errors)

The colorbar represents the latitude.



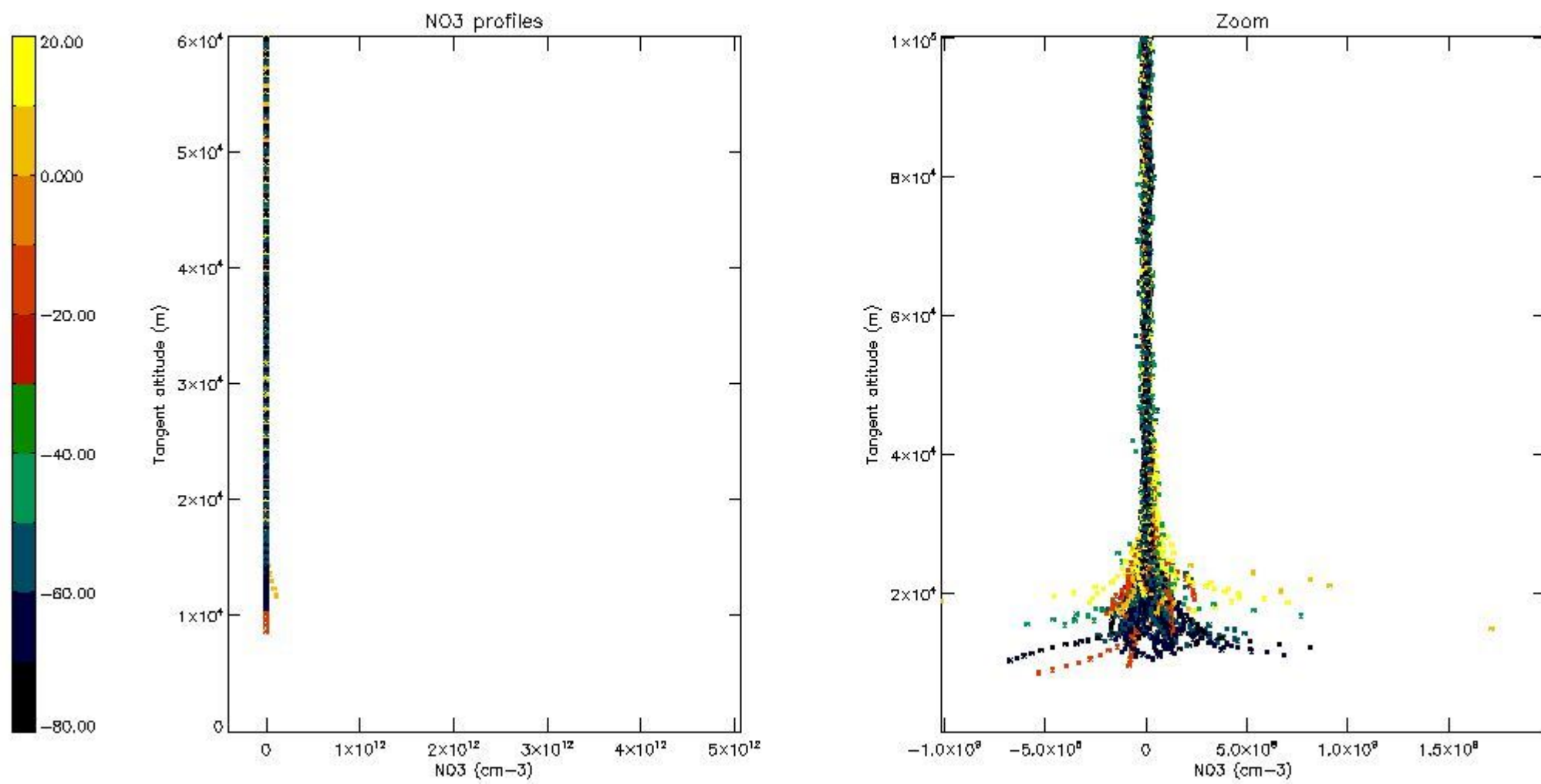
5.6 Plot NO₂ profiles for all STD (dark without errors)

The colorbar represents the latitude.



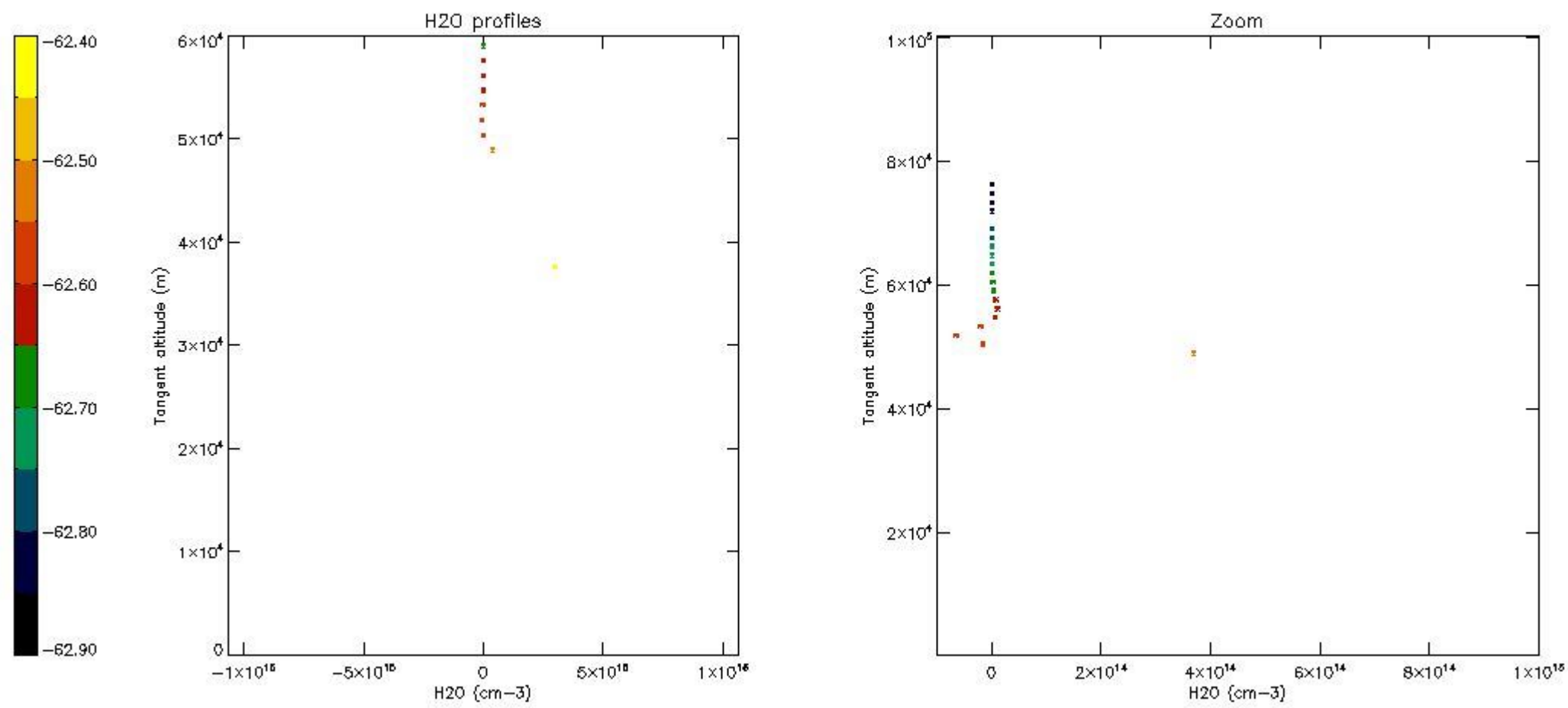
5.7 Plot NO3 profiles for all STD (dark without errors)

The colorbar represents the latitude.



5.8 Plot H₂O profiles for all STD (only for occultations of stars 1,2,3,4,13,14,16,26,63 dark without errors)

The colorbar represents the latitude.



6. Auxiliary Data Files used for the production reported in section 2

The number reported in the third column indicates since which file (see list in section 2) the corresponding auxiliary file has been used. The fourth column is the date of those product files.

Type	Auxiliary Filename	Used since product	Used since product date
INST_PHYS_CHARACTERISTICS	GOM_INS_AXVIEC20091111_143220_20030716_120000_20500101_000000	1	13-APR-2006 00:01:45
LEVEL-2_PROC_CONFIG	GOM_PR2_AXVIEC20091111_152718_20020301_000000_20500101_000000	1	13-APR-2006 00:01:45
CROSS_SECTIONS_FILE	GOM_CRS_AXVIEC20091111_154832_20020301_000000_20500101_000000	1	13-APR-2006 00:01:45

GOMOS Level 2 Daily Report

SUMMARY

[1. General Info](#)

[2. Summary of processed GOM_NL_2P products](#)

[3. Level 2 Quality information per product](#)

[3.1 Plot of level 2 quality information per product \(time dependant\)](#)

[3.2 Plot of level 2 quality information per product \(world map\)](#)

[4. Level 1 Quality information per product \(stored on level 2 products\)](#)

[4.1 Plot of level 1 quality information per product \(time dependant\)](#)

[4.1.1 Plot of level 1 quality information per product \(time dependant\): ASCENDING](#)

[4.1.2 Plot of level 1 quality information per product \(time dependant\): DESCENDING](#)

[4.2 Plot of level 1 quality information per product \(world map\)](#)

[4.2.1 Plot of level 1 quality information per product \(world map\): ASCENDING](#)

[4.2.2 Plot of level 1 quality information per product \(world map\): DESCENDING](#)

[5. Ozone profiles based on quality statistics and other trace gas profiles](#)

[5.1 Ozone statistics based on quality of products](#)

[5.2 Plot ozone profiles for all STD \(dark without errors\)](#)

[5.3 Plot ozone profiles where STD < 20% \(dark without errors\)](#)

[5.4. Plot ozone profiles where STD < 10% \(dark without errors\)](#)

[5.5. Plot ozone profiles where STD < 5% \(dark without errors\)](#)

[5.6 Plot NO2 profiles for all STD \(dark without errors\)](#)

[5.7 Plot NO3 profiles for all STD \(dark without errors\)](#)

[5.8 Plot H2O profiles \(only for occultations of stars 1,2,3,4,13,14,16,26,63 dark without errors\) for all STD](#)

[6. Auxiliary Data Files used for the production reported in section 2](#)

This report presents the daily analysis on parameters extracted from GOMOS level 2 data (GOM_NL__2P). It is intended to monitor some important parameters that will impact the quality of these products. A list of level 2 products (and content) that have arrived during the reporting day to the PCF is also given.

Item	Value
Time of report generation	23APR2013 18:07:58
Data source version	GOMOS/6.01
Start time of products	13-04-2006 (13APR2006 00:00:00)
Stop time of products	14-04-2006 (14APR2006 00:00:00)
Store outputs in DB	Yes
Nb of level 2 prods	324
Nb of prods with errors	0

2. Summary of processed GOM_NL__2P products.

Nr	Filename	UTC Start time	Limb	Duration	Star Id	Star Name	Star Mag	Star Temp	Nb Meas	Orbit	Prod. error
1	GOM_NL__2PRFIN20060413_000145_000000392046_00431_21527_8983.N1	13-APR-2006 00:01:45	Bright	38.500	89	5Alp Cep	2.4510	8000.0	77	21527	No
2	GOM_NL__2PRFIN20060413_001128_000000362046_00431_21527_8984.N1	13-APR-2006 00:11:28	Bright	35.500	164	44Eta Peg	2.9480	5400.0	71	21527	No
3	GOM_NL__2PRFIN20060413_001823_000000512046_00431_21527_8985.N1	13-APR-2006 00:18:23	Twilight	50.500	61	8Eps Peg	2.1000	3900.0	101	21527	No
4	GOM_NL__2PRFIN20060413_002051_000000452046_00431_21527_8986.N1	13-APR-2006 00:20:51	Dark	45.000	162	34Alp Aqr	2.9440	5350.0	90	21527	No
5	GOM_NL__2PRFIN20060413_002321_000000482046_00431_21527_8987.N1	13-APR-2006 00:23:21	Dark	48.000	154	22Bet Aqr	2.8990	5700.0	96	21527	No
6	GOM_NL__2PRFIN20060413_002546_000000442046_00431_21527_8988.N1	13-APR-2006 00:25:46	Dark	43.500	142	49Del Cap	2.8500	8900.0	87	21527	No
7	GOM_NL__2PRFIN20060413_004532_000000422046_00432_21528_8968.N1	13-APR-2006 00:45:32	Dark	41.500	43	Alp TrA	1.9100	4250.0	83	21528	No
8	GOM_NL__2PRFIN20060413_004736_000000412046_00432_21528_8969.N1	13-APR-2006 00:47:36	Dark	40.500	134	Bet TrA	2.8100	6600.0	81	21528	No
9	GOM_NL__2PRFIN20060413_005003_000000532046_00432_21528_8970.N1	13-APR-2006 00:50:03	Straylight	53.000	4	Alp1Cen	-0.010000	5800.0	106	21528	No
10	GOM_NL__2PRFIN20060413_005310_000000422046_00432_21528_8971.N1	13-APR-2006 00:53:10	Straylight	41.500	78	Alp Lup	2.3040	28000.	83	21528	No
11	GOM_NL__2PRFIN20060413_005446_000000452046_00432_21528_8972.N1	13-APR-2006 00:54:46	Straylight	44.500	81	Eta Cen	2.3560	28000.	89	21528	No
12	GOM_NL__2PRFIN20060413_005711_000000482046_00432_21528_8973.N1	13-APR-2006 00:57:11	Straylight	48.000	54	5The Cen	2.0550	4500.0	96	21528	No
13	GOM_NL__2PRFIN20060413_010228_000000442046_00432_21528_8974.N1	13-APR-2006 01:02:28	Tw_and_stray	43.500	106	9Bet Crv	2.6480	5600.0	87	21528	No
14	GOM_NL__2PRFIN20060413_010418_000000402046_00432_21528_8975.N1	13-APR-2006 01:04:18	Bright	40.000	100	4Gam Crv	2.5800	13100.	80	21528	No
15	GOM_NL__2PRFIN20060413_010850_000000382046_00432_21528_8976.N1	13-APR-2006 01:08:50	Bright	38.000	121	29Gam Vir	2.7400	7200.0	76	21528	No
16	GOM_NL__2PRFIN20060413_011333_000000362046_00432_21528_8977.N1	13-APR-2006 01:13:33	Bright	35.500	62	94Bet Leo	2.1360	9700.0	71	21528	No
17	GOM_NL__2PRFIN20060413_012205_000000352046_00432_21528_8978.N1	13-APR-2006 01:22:05	Bright	34.500	174	52Psi UMa	3.0040	4400.0	69	21528	No
18	GOM_NL__2PRFIN20060413_012438_000000352046_00432_21528_8979.N1	13-APR-2006 01:24:38	Bright	34.500	87	64Gam UMa	2.4330	11000.	69	21528	No
19	GOM_NL__2PRFIN20060413_012554_000000382046_00432_21528_8980.N1	13-APR-2006 01:25:54	Bright	37.500	32	77Eps UMa	1.7630	11000.	75	21528	No
20	GOM_NL__2PRFIN20060413_013220_000000382046_00432_21528_8981.N1	13-APR-2006 01:32:20	Bright	38.000	60	7Bet UMi	2.0810	3950.0	76	21528	No
21	GOM_NL__2PRFIN20060413_013458_000000362046_00432_21528_8982.N1	13-APR-2006 01:34:58	Bright	35.500	49	1Alp UMi	1.9900	6300.0	71	21528	No
22	GOM_NL__2PRFIN20060413_014221_000000382046_00432_21528_8983.N1	13-APR-2006 01:42:21	Bright	38.000	89	5Alp Cep	2.4510	8000.0	76	21528	No
23	GOM_NL__2PRFIN20060413_015204_000000372046_00432_21528_8984.N1	13-APR-2006 01:52:04	Bright	36.500	164	44Eta Peg	2.9480	5400.0	73	21528	No
24	GOM_NL__2PRFIN20060413_015859_000000512046_00432_21528_8985.N1	13-APR-2006 01:58:59	Twilight	50.500	61	8Eps Peg	2.1000	3900.0	101	21528	No
25	GOM_NL__2PRFIN20060413_020127_000000422046_00432_21528_8986.N1	13-APR-2006 02:01:27	Dark	42.000	162	34Alp Aqr	2.9440	5350.0	84	21528	No
26	GOM_NL__2PRFIN20060413_020357_000000482046_00432_21528_8987.N1	13-APR-2006 02:03:57	Dark	47.500	154	22Bet Aqr	2.8990	5700.0	95	21528	No
27	GOM_NL__2PRFIN20060413_020623_000000442046_00432_21528_8988.N1	13-APR-2006 02:06:23	Dark	44.000	142	49Del Cap	2.8500	8900.0	88	21528	No
28	GOM_NL__2PRFIN20060413_021843_000000392046_00433_21529_8988.N1	13-APR-2006 02:18:43	Dark	39.000	45	Alp Pav	1.9400	26000.	78	21529	No
29	GOM_NL__2PRFIN20060413_022609_000000422046_00433_21529_8989.N1	13-APR-2006 02:26:09	Dark	42.000	43	Alp TrA	1.9100	4250.0	84	21529	No
30	GOM_NL__2PRFIN20060413_022812_000000432046_00433_21529_8990.N1	13-APR-2006 02:28:12	Dark	42.500	134	Bet TrA	2.8100	6600.0	85	21529	No
31	GOM_NL__2PRFIN20060413_023039_000000412046_00433_21529_8991.N1	13-APR-2006 02:30:39	Straylight	41.000	4	Alp1Cen	-0.010000	5800.0	82	21529	No
32	GOM_NL__2PRFIN20060413_023346_000000432046_00433_21529_8992.N1	13-APR-2006 02:33:46	Straylight	42.500	78	Alp Lup	2.3040	28000.	85	21529	No
33	GOM_NL__2PRFIN20060413_023522_000000472046_00433_21529_8993.N1	13-APR-2006 02:35:22	Straylight	46.500	81	Eta Cen	2.3560	28000.	93	21529	No
34	GOM_NL__2PRFIN20060413_023748_000000482046_00433_21529_8994.N1	13-APR-2006 02:37:48	Straylight	48.000	54	5The Cen	2.0550	4500.0	96	21529	No
35	GOM_NL__2PRFIN20060413_024304_000000422046_00433_21529_8995.N1	13-APR-2006 02:43:04	Tw_and_stray	42.000	106	9Bet Crv	2.6480	5600.0	84	21529	No
36	GOM_NL__2PRFIN20060413_024454_000000462046_00433_21529_8996.N1	13-APR-2006 02:44:54	Bright	46.000	100	4Gam Crv	2.5800	13100.	92	21529	No
37	GOM_NL__2PRFIN20060413_024926_000000382046_00433_21529_8997.N1	13-APR-2006 02:49:26	Bright	37.500	121	29Gam Vir	2.7400	7200.0	75	21529	No
38	GOM_NL__2PRFIN20060413_025409_000000362046_00433_21529_8998.N1	13-APR-2006 02:54:09	Bright	36.000	62	94Bet Leo	2.1360	9700.0	72	21529	No
39	GOM_NL__2PRFIN20060413_030241_000000362046_00433_21529_8999.N1	13-APR-2006 03:02:41	Bright	35.500	174	52Psi UMa	3.0040	4400.0	71	21529	No
40	GOM_NL__2PRFIN20060413_030514_000000342046_00433_21529_9000.N1	13-APR-2006 03:05:14	Bright	34.000	87	64Gam UMa	2.4330	11000.	68	21529	No
41	GOM_NL__2PRFIN20060413_030630_000000362046_00433_21529_9001.N1	13-APR-2006 03:06:30	Bright	36.000	32	77Eps UMa	1.7630	11000.	72	21529	No
42	GOM_NL__2PRFIN20060413_031256_000000372046_00433_21529_9002.N1	13-APR-2006 03:12:56	Bright	36.500	60	7Bet UMi	2.0810	3950.0	73	21529	No

43	GOM_NL__2PRFIN20060413_031534_000000352046_00433_21529_9003.N1	13-APR-2006 03:15:34	Bright	35.000	49	1Alp UMi	1.9900	6300.0	70	21529	No
44	GOM_NL__2PRFIN20060413_032257_000000372046_00433_21529_9004.N1	13-APR-2006 03:22:57	Bright	37.000	89	5Alp Cep	2.4510	8000.0	74	21529	No
45	GOM_NL__2PRFIN20060413_033240_000000362046_00433_21529_9005.N1	13-APR-2006 03:32:40	Bright	35.500	164	44Eta Peg	2.9480	5400.0	71	21529	No
46	GOM_NL__2PRFIN20060413_033935_000000482046_00433_21529_9006.N1	13-APR-2006 03:39:35	Twilight	47.500	61	8Eps Peg	2.1000	3900.0	95	21529	No
47	GOM_NL__2PRFIN20060413_034203_000000432046_00433_21529_9007.N1	13-APR-2006 03:42:03	Dark	42.500	162	34Alp Aqr	2.9440	5350.0	85	21529	No
48	GOM_NL__2PRFIN20060413_034434_000000472046_00433_21529_9008.N1	13-APR-2006 03:44:34	Dark	47.000	154	22Bet Aqr	2.8990	5700.0	94	21529	No
49	GOM_NL__2PRFIN20060413_034659_000000422046_00433_21529_9009.N1	13-APR-2006 03:46:59	Dark	41.500	142	49Del Cap	2.8500	8900.0	83	21529	No
50	GOM_NL__2PRFIN20060413_035221_000000402046_00433_21529_9010.N1	13-APR-2006 03:52:21	Dark	40.000	172	Gam Gru	3.0030	13100.	80	21529	No
51	GOM_NL__2PRFIN20060413_035919_000000402046_00434_21530_8988.N1	13-APR-2006 03:59:19	Dark	39.500	45	Alp Pav	1.9400	26000.	79	21530	No
52	GOM_NL__2PRFIN20060413_040645_000000442046_00434_21530_8989.N1	13-APR-2006 04:06:45	Dark	44.000	43	Alp TrA	1.9100	4250.0	88	21530	No
53	GOM_NL__2PRFIN20060413_040849_000000392046_00434_21530_8990.N1	13-APR-2006 04:08:49	Dark	39.000	134	Bet TrA	2.8100	6600.0	78	21530	No
54	GOM_NL__2PRFIN20060413_041116_000000502046_00434_21530_8991.N1	13-APR-2006 04:11:16	Straylight	49.500	4	Alp1Cen	-0.010000	5800.0	99	21530	No
55	GOM_NL__2PRFIN20060413_041422_000000462046_00434_21530_8992.N1	13-APR-2006 04:14:22	Straylight	46.000	78	Alp Lup	2.3040	28000.	92	21530	No
56	GOM_NL__2PRFIN20060413_041559_000000472046_00434_21530_8993.N1	13-APR-2006 04:15:59	Straylight	46.500	81	Eta Cen	2.3560	28000.	93	21530	No
57	GOM_NL__2PRFIN20060413_041824_000000482046_00434_21530_8994.N1	13-APR-2006 04:18:24	Straylight	48.000	54	5The Cen	2.0550	4500.0	96	21530	No
58	GOM_NL__2PRFIN20060413_042340_000000442046_00434_21530_8995.N1	13-APR-2006 04:23:40	Tw_and_stray	43.500	106	9Bet Crv	2.6480	5600.0	87	21530	No
59	GOM_NL__2PRFIN20060413_042531_000000522046_00434_21530_8996.N1	13-APR-2006 04:25:31	Bright	52.000	100	4Gam Crv	2.5800	13100.	104	21530	No
60	GOM_NL__2PRFIN20060413_043002_000000372046_00434_21530_8997.N1	13-APR-2006 04:30:02	Bright	37.000	121	29Gam Vir	2.7400	7200.0	74	21530	No
61	GOM_NL__2PRFIN20060413_043445_000000352046_00434_21530_8998.N1	13-APR-2006 04:34:45	Bright	35.000	62	94Bet Leo	2.1360	9700.0	70	21530	No
62	GOM_NL__2PRFIN20060413_044317_000000372046_00434_21530_8999.N1	13-APR-2006 04:43:17	Bright	36.500	174	52Psi UMa	3.0040	4400.0	73	21530	No
63	GOM_NL__2PRFIN20060413_044550_000000352046_00434_21530_9000.N1	13-APR-2006 04:45:50	Bright	35.000	87	64Gam UMa	2.4330	11000.	70	21530	No
64	GOM_NL__2PRFIN20060413_044706_000000382046_00434_21530_9001.N1	13-APR-2006 04:47:06	Bright	38.000	32	77Eps UMa	1.7630	11000.	76	21530	No
65	GOM_NL__2PRFIN20060413_045332_000000402046_00434_21530_9002.N1	13-APR-2006 04:53:32	Bright	40.000	60	7Bet UMi	2.0810	3950.0	80	21530	No
66	GOM_NL__2PRFIN20060413_045610_000000352046_00434_21530_9003.N1	13-APR-2006 04:56:10	Bright	35.000	49	1Alp UMi	1.9900	6300.0	70	21530	No
67	GOM_NL__2PRFIN20060413_050333_000000392046_00434_21530_9004.N1	13-APR-2006 05:03:33	Bright	39.000	89	5Alp Cep	2.4510	8000.0	78	21530	No
68	GOM_NL__2PRFIN20060413_051317_000000372046_00434_21530_9005.N1	13-APR-2006 05:13:17	Bright	36.500	164	44Eta Peg	2.9480	5400.0	73	21530	No
69	GOM_NL__2PRFIN20060413_052012_000000502046_00434_21530_9006.N1	13-APR-2006 05:20:12	Twilight	50.000	61	8Eps Peg	2.1000	3900.0	100	21530	No
70	GOM_NL__2PRFIN20060413_052240_000000432046_00434_21530_9007.N1	13-APR-2006 05:22:40	Dark	42.500	162	34Alp Aqr	2.9440	5350.0	85	21530	No
71	GOM_NL__2PRFIN20060413_052510_000000482046_00434_21530_9008.N1	13-APR-2006 05:25:10	Dark	47.500	154	22Bet Aqr	2.8990	5700.0	95	21530	No
72	GOM_NL__2PRFIN20060413_052736_000000442046_00434_21530_9009.N1	13-APR-2006 05:27:36	Dark	44.000	142	49Del Cap	2.8500	8900.0	88	21530	No
73	GOM_NL__2PRFIN20060413_053257_000000382046_00434_21530_9010.N1	13-APR-2006 05:32:57	Dark	38.000	172	Gam Gru	3.0030	13100.	76	21530	No
74	GOM_NL__2PRFIN20060413_053956_000000422046_00435_21531_8988.N1	13-APR-2006 05:39:56	Dark	42.000	45	Alp Pav	1.9400	26000.	84	21531	No
75	GOM_NL__2PRFIN20060413_054722_000000392046_00435_21531_8989.N1	13-APR-2006 05:47:22	Dark	38.500	43	Alp TrA	1.9100	4250.0	77	21531	No
76	GOM_NL__2PRFIN20060413_054925_000000422046_00435_21531_8990.N1	13-APR-2006 05:49:25	Dark	41.500	134	Bet TrA	2.8100	6600.0	83	21531	No
77	GOM_NL__2PRFIN20060413_055152_000000432046_00435_21531_8991.N1	13-APR-2006 05:51:52	Straylight	43.000	4	Alp1Cen	-0.010000	5800.0	86	21531	No
78	GOM_NL__2PRFIN20060413_055459_000000442046_00435_21531_8992.N1	13-APR-2006 05:54:59	Straylight	44.000	78	Alp Lup	2.3040	28000.	88	21531	No
79	GOM_NL__2PRFIN20060413_055635_000000432046_00435_21531_8993.N1	13-APR-2006 05:56:35	Straylight	43.000	81	Eta Cen	2.3560	28000.	86	21531	No
80	GOM_NL__2PRFIN20060413_055901_000000472046_00435_21531_8994.N1	13-APR-2006 05:59:01	Straylight	47.000	54	5The Cen	2.0550	4500.0	94	21531	No
81	GOM_NL__2PRFIN20060413_060416_000000432046_00435_21531_8995.N1	13-APR-2006 06:04:16	Tw_and_stray	42.500	106	9Bet Crv	2.6480	5600.0	85	21531	No
82	GOM_NL__2PRFIN20060413_060607_000000522046_00435_21531_8996.N1	13-APR-2006 06:06:07	Bright	52.000	100	4Gam Crv	2.5800	13100.	104	21531	No
83	GOM_NL__2PRFIN20060413_061038_000000392046_00435_21531_8997.N1	13-APR-2006 06:10:38	Bright	38.500	121	29Gam Vir	2.7400	7200.0	77	21531	No
84	GOM_NL__2PRFIN20060413_061521_000000362046_00435_21531_8998.N1	13-APR-2006 06:15:21	Bright	35.500	62	94Bet Leo	2.1360	9700.0	71	21531	No
85	GOM_NL__2PRFIN20060413_062353_000000362046_00435_21531_8999.N1	13-APR-2006 06:23:53	Bright	36.000	174	52Psi UMa	3.0040	4400.0	72	21531	No
86	GOM_NL__2PRFIN20060413_062626_000000352046_00435_21531_9000.N1	13-APR-2006 06:26:26	Bright	34.500	87	64Gam UMa	2.4330	11000.	69	21531	No
87	GOM_NL__2PRFIN20060413_062742_000000382046_00435_21531_9001.N1	13-APR-2006 06:27:42	Bright	37.500	32	77Eps UMa	1.7630	11000.	75	21531	No
88	GOM_NL__2PRFIN20060413_063408_000000402046_00435_21531_9002.N1	13-APR-2006 06:34:08	Bright	40.000	60	7Bet UMi	2.0810	3950.0	80	21531	No
89	GOM_NL__2PRFIN20060413_063646_000000362046_00435_21531_9003.N1	13-APR-2006 06:36:46	Bright	35.500	49	1Alp UMi	1.9900	6300.0	71	21531	No
90	GOM_NL__2PRFIN20060413_064409_000000402046_00435_21531_9004.N1	13-APR-2006 06:44:09	Bright	39.500	89	5Alp Cep	2.4510	8000.0	79	21531	No
91	GOM_NL__2PRFIN20060413_065353_000000372046_00435_21531_9005.N1	13-APR-2006 06:53:53	Bright	36.500	164	44Eta Peg	2.9480	5400.0	73	21531	No
92	GOM_NL__2PRFIN20060413_070048_000000572046_00435_21531_9006.N1	13-APR-2006 07:00:48	Twilight	56.500	61	8Eps Peg	2.1000	3900.0	113	21531	No
93	GOM_NL__2PRFIN20060413_070316_000000422046_00435_21531_9007.N1	13-APR-2006 07:03:16	Dark	41.500	162	34Alp Aqr	2.9440	5350.0	83	21531	No
94	GOM_NL__2PRFIN20060413_070547_000000472046_00435_21531_9008.N1	13-APR-2006 07:05:47	Dark	46.500	154	22Bet Aqr	2.8990	5700.0	93	21531	No
95	GOM_NL__2PRFIN20060413_070812_000000442046_00435_21531_9009.N1	13-APR-2006 07:08:12	Dark	43.500	142	49Del Cap	2.8500	8900.0	87	21531	No
96	GOM_NL__2PRFIN20060413_071334_000000392046_00435_21531_9010.N1	13-APR-2006 07:13:34	Dark	38.500	172	Gam Gru	3.0030	13100.	77	21531	No
97	GOM_NL__2PRFIN20060413_072032_000000392046_00436_21532_8988.N1	13-APR-2006 07:20:32	Dark	38.500	45	Alp Pav	1.9400	26000.	77	21532	No
98	GOM_NL__2PRFIN20060413_072758_000000432046_00436_21532_8989.N1	13-APR-2006 07:27:58	Dark	42.500	43	Alp TrA	1.9100	4250.0	85	21532	No
99	GOM_NL__2PRFIN20060413_073002_000000392046_00436_21532_8990.N1	13-APR-2006 07:30:02	Dark	38.500	134	Bet TrA	2.8100	6600.0	77	21532	No
100	GOM_NL__2PRFIN20060413_073229_000000542046_00436_21532_8991.N1	13-APR-2006 07:32:29	Straylight	53.500	4	Alp1Cen	-0.010000	5800.0	107	21532	No
101	GOM_NL__2PRFIN20060413_073536_000000442046_00436_21532_8992.N1	13-APR-2006 07:35:36	Straylight	44.000	78	Alp Lup	2.3040	28000.	88	21532	No

102	GOM_NL__2PRFIN20060413_073712_000000452046_00436_21532_8993.N1	13-APR-2006 07:37:12	Straylight	44.500	81	Eta Cen	2.3560	28000.	89	21532	No
103	GOM_NL__2PRFIN20060413_073937_000000472046_00436_21532_8994.N1	13-APR-2006 07:39:37	Straylight	47.000	54	5The Cen	2.0550	4500.0	94	21532	No
104	GOM_NL__2PRFIN20060413_074452_000000442046_00436_21532_8995.N1	13-APR-2006 07:44:52	Twilight	43.500	106	9Bet Crv	2.6480	5600.0	87	21532	No
105	GOM_NL__2PRFIN20060413_074643_000000442046_00436_21532_8996.N1	13-APR-2006 07:46:43	Bright	44.000	100	4Gam Crv	2.5800	13100.	88	21532	No
106	GOM_NL__2PRFIN20060413_075114_000000392046_00436_21532_8997.N1	13-APR-2006 07:51:14	Bright	38.500	121	29Gam Vir	2.7400	7200.0	77	21532	No
107	GOM_NL__2PRFIN20060413_075557_000000372046_00436_21532_8998.N1	13-APR-2006 07:55:57	Bright	37.000	62	94Bet Leo	2.1360	9700.0	74	21532	No
108	GOM_NL__2PRFIN20060413_080320_000000322046_00436_21532_8999.N1	13-APR-2006 08:03:20	Bright	32.000	152	12Alp2CVn	2.8900	11000.	64	21532	No
109	GOM_NL__2PRFIN20060413_080429_000000372046_00436_21532_9000.N1	13-APR-2006 08:04:29	Bright	37.000	174	52Psi UMa	3.0040	4400.0	74	21532	No
110	GOM_NL__2PRFIN20060413_080702_000000362046_00436_21532_9001.N1	13-APR-2006 08:07:02	Bright	36.000	87	64Gam UMa	2.4330	11000.	72	21532	No
111	GOM_NL__2PRFIN20060413_080817_000000372046_00436_21532_9002.N1	13-APR-2006 08:08:17	Bright	37.000	32	77Eps UMa	1.7630	11000.	74	21532	No
112	GOM_NL__2PRFIN20060413_081443_000000392046_00436_21532_9003.N1	13-APR-2006 08:14:43	Bright	39.000	60	7Bet UMi	2.0810	3950.0	78	21532	No
113	GOM_NL__2PRFIN20060413_081722_000000332046_00436_21532_9004.N1	13-APR-2006 08:17:22	Bright	32.500	49	1Alp UMi	1.9900	6300.0	65	21532	No
114	GOM_NL__2PRFIN20060413_082444_000000382046_00436_21532_9005.N1	13-APR-2006 08:24:44	Bright	37.500	89	5Alp Cep	2.4510	8000.0	75	21532	No
115	GOM_NL__2PRFIN20060413_083429_000000362046_00436_21532_9006.N1	13-APR-2006 08:34:29	Bright	35.500	164	44Eta Peg	2.9480	5400.0	71	21532	No
116	GOM_NL__2PRFIN20060413_084125_000000512046_00436_21532_9007.N1	13-APR-2006 08:41:25	Twilight	51.000	61	8Eps Peg	2.1000	3900.0	102	21532	No
117	GOM_NL__2PRFIN20060413_084353_000000452046_00436_21532_9008.N1	13-APR-2006 08:43:53	Dark	44.500	162	34Alp Aqr	2.9440	5350.0	89	21532	No
118	GOM_NL__2PRFIN20060413_084623_000000432046_00436_21532_9009.N1	13-APR-2006 08:46:23	Dark	42.500	154	22Bet Aqr	2.8990	5700.0	85	21532	No
119	GOM_NL__2PRFIN20060413_084849_000000432046_00436_21532_9010.N1	13-APR-2006 08:48:49	Dark	43.000	142	49Del Cap	2.8500	8900.0	86	21532	No
120	GOM_NL__2PRFIN20060413_085410_000000392046_00436_21532_9011.N1	13-APR-2006 08:54:10	Dark	39.000	172	Gam Gru	3.0030	13100.	78	21532	No
121	GOM_NL__2PRFIN20060413_090109_000000392046_00437_21533_8988.N1	13-APR-2006 09:01:09	Dark	39.000	45	Alp Pav	1.9400	26000.	78	21533	No
122	GOM_NL__2PRFIN20060413_090834_000000412046_00437_21533_8989.N1	13-APR-2006 09:08:34	Dark	40.500	43	Alp TrA	1.9100	4250.0	81	21533	No
123	GOM_NL__2PRFIN20060413_091038_000000402046_00437_21533_8990.N1	13-APR-2006 09:10:38	Dark	39.500	134	Bet TrA	2.8100	6600.0	79	21533	No
124	GOM_NL__2PRFIN20060413_091305_000000472046_00437_21533_8991.N1	13-APR-2006 09:13:05	Straylight	46.500	4	Alp1Cen	-0.010000	5800.0	93	21533	No
125	GOM_NL__2PRFIN20060413_091612_000000412046_00437_21533_8992.N1	13-APR-2006 09:16:12	Straylight	41.000	78	Alp Lup	2.3040	28000.	82	21533	No
126	GOM_NL__2PRFIN20060413_091748_000000452046_00437_21533_8993.N1	13-APR-2006 09:17:48	Straylight	45.000	81	Eta Cen	2.3560	28000.	90	21533	No
127	GOM_NL__2PRFIN20060413_092013_000000472046_00437_21533_8994.N1	13-APR-2006 09:20:13	Straylight	47.000	54	5The Cen	2.0550	4500.0	94	21533	No
128	GOM_NL__2PRFIN20060413_092529_000000442046_00437_21533_8995.N1	13-APR-2006 09:25:29	Twilight	44.000	106	9Bet Crv	2.6480	5600.0	88	21533	No
129	GOM_NL__2PRFIN20060413_092719_000000372046_00437_21533_8996.N1	13-APR-2006 09:27:19	Bright	37.000	100	4Gam Crv	2.5800	13100.	74	21533	No
130	GOM_NL__2PRFIN20060413_093150_000000372046_00437_21533_8997.N1	13-APR-2006 09:31:50	Bright	37.000	121	29Gam Vir	2.7400	7200.0	74	21533	No
131	GOM_NL__2PRFIN20060413_093633_000000362046_00437_21533_8998.N1	13-APR-2006 09:36:33	Bright	36.000	62	94Bet Leo	2.1360	9700.0	72	21533	No
132	GOM_NL__2PRFIN20060413_094355_000000322046_00437_21533_8999.N1	13-APR-2006 09:43:55	Bright	32.000	152	12Alp2CVn	2.8900	11000.	64	21533	No
133	GOM_NL__2PRFIN20060413_094505_000000362046_00437_21533_9000.N1	13-APR-2006 09:45:05	Bright	35.500	174	52Psi UMa	3.0040	4400.0	71	21533	No
134	GOM_NL__2PRFIN20060413_094737_000000362046_00437_21533_9001.N1	13-APR-2006 09:47:37	Bright	35.500	87	64Gam UMa	2.4330	11000.	71	21533	No
135	GOM_NL__2PRFIN20060413_094853_000000382046_00437_21533_9002.N1	13-APR-2006 09:48:53	Bright	37.500	32	77Eps UMa	1.7630	11000.	75	21533	No
136	GOM_NL__2PRFIN20060413_095519_000000412046_00437_21533_9003.N1	13-APR-2006 09:55:19	Bright	40.500	60	7Bet UMi	2.0810	3950.0	81	21533	No
137	GOM_NL__2PRFIN20060413_095758_000000362046_00437_21533_9004.N1	13-APR-2006 09:57:58	Bright	35.500	49	1Alp UMi	1.9900	6300.0	71	21533	No
138	GOM_NL__2PRFIN20060413_100520_000000392046_00437_21533_9005.N1	13-APR-2006 10:05:20	Bright	39.000	89	5Alp Cep	2.4510	8000.0	78	21533	No
139	GOM_NL__2PRFIN20060413_101505_000000362046_00437_21533_9006.N1	13-APR-2006 10:15:05	Bright	35.500	164	44Eta Peg	2.9480	5400.0	71	21533	No
140	GOM_NL__2PRFIN20060413_102201_000000492046_00437_21533_9007.N1	13-APR-2006 10:22:01	Twilight	48.500	61	8Eps Peg	2.1000	3900.0	97	21533	No
141	GOM_NL__2PRFIN20060413_102429_000000452046_00437_21533_9008.N1	13-APR-2006 10:24:29	Dark	44.500	162	34Alp Aqr	2.9440	5350.0	89	21533	No
142	GOM_NL__2PRFIN20060413_102700_000000462046_00437_21533_9009.N1	13-APR-2006 10:27:00	Dark	46.000	154	22Bet Aqr	2.8990	5700.0	92	21533	No
143	GOM_NL__2PRFIN20060413_102925_000000422046_00437_21533_9010.N1	13-APR-2006 10:29:25	Dark	42.000	142	49Del Cap	2.8500	8900.0	84	21533	No
144	GOM_NL__2PRFIN20060413_103446_000000402046_00437_21533_9011.N1	13-APR-2006 10:34:46	Dark	40.000	172	Gam Gru	3.0030	13100.	80	21533	No
145	GOM_NL__2PRFIN20060413_104145_000000392046_00438_21534_8988.N1	13-APR-2006 10:41:45	Dark	39.000	45	Alp Pav	1.9400	26000.	78	21534	No
146	GOM_NL__2PRFIN20060413_104911_000000392046_00438_21534_8989.N1	13-APR-2006 10:49:11	Dark	38.500	43	Alp TrA	1.9100	4250.0	77	21534	No
147	GOM_NL__2PRFIN20060413_105114_000000402046_00438_21534_8990.N1	13-APR-2006 10:51:14	Dark	40.000	134	Bet TrA	2.8100	6600.0	80	21534	No
148	GOM_NL__2PRFIN20060413_105341_000000482046_00438_21534_8991.N1	13-APR-2006 10:53:41	Straylight	47.500	4	Alp1Cen	-0.010000	5800.0	95	21534	No
149	GOM_NL__2PRFIN20060413_105648_000000442046_00438_21534_8992.N1	13-APR-2006 10:56:48	Straylight	43.500	78	Alp Lup	2.3040	28000.	87	21534	No
150	GOM_NL__2PRFIN20060413_105824_000000442046_00438_21534_8993.N1	13-APR-2006 10:58:24	Straylight	44.000	81	Eta Cen	2.3560	28000.	88	21534	No
151	GOM_NL__2PRFIN20060413_110050_000000482046_00438_21534_8994.N1	13-APR-2006 11:00:50	Straylight	47.500	54	5The Cen	2.0550	4500.0	95	21534	No
152	GOM_NL__2PRFIN20060413_110605_000000432046_00438_21534_8995.N1	13-APR-2006 11:06:05	Twilight	43.000	106	9Bet Crv	2.6480	5600.0	86	21534	No
153	GOM_NL__2PRFIN20060413_110755_000000392046_00438_21534_8996.N1	13-APR-2006 11:07:55	Bright	39.000	100	4Gam Crv	2.5800	13100.	78	21534	No
154	GOM_NL__2PRFIN20060413_111226_000000372046_00438_21534_8997.N1	13-APR-2006 11:12:26	Bright	37.000	121	29Gam Vir	2.7400	7200.0	74	21534	No
155	GOM_NL__2PRFIN20060413_111709_000000372046_00438_21534_8998.N1	13-APR-2006 11:17:09	Bright	36.500	62	94Bet Leo	2.1360	9700.0	73	21534	No
156	GOM_NL__2PRFIN20060413_112431_000000392046_00438_21534_8999.N1	13-APR-2006 11:24:31	Bright	38.500	152	12Alp2CVn	2.8900	11000.	77	21534	No
157	GOM_NL__2PRFIN20060413_112541_000000362046_00438_21534_9000.N1	13-APR-2006 11:25:41	Bright	35.500	174	52Psi UMa	3.0040	4400.0	71	21534	No
158	GOM_NL__2PRFIN20060413_112813_000000352046_00438_21534_9001.N1	13-APR-2006 11:28:13	Bright	35.000	87	64Gam UMa	2.4330	11000.	70	21534	No
159	GOM_NL__2PRFIN20060413_112929_000000392046_00438_21534_9002.N1	13-APR-2006 11:29:29	Bright	39.000	32	77Eps UMa	1.7630	11000.	78	21534	No
160	GOM_NL__2PRFIN20060413_113554_000000402046_00438_21534_9003.N1	13-APR-2006 11:35:54	Bright	40.000	60	7Bet UMi	2.0810	3950.0	80	21534	No

161	GOM_NL__2PRFIN20060413_113834_000000362046_00438_21534_9004.N1	13-APR-2006 11:38:34	Bright	36.000	49	1Alp UMi	1.9900	6300.0	72	21534	No
162	GOM_NL__2PRFIN20060413_114556_000000382046_00438_21534_9005.N1	13-APR-2006 11:45:56	Bright	38.000	89	5Alp Cep	2.4510	8000.0	76	21534	No
163	GOM_NL__2PRFIN20060413_115541_000000352046_00438_21534_9006.N1	13-APR-2006 11:55:41	Bright	35.000	164	44Eta Peg	2.9480	5400.0	70	21534	No
164	GOM_NL__2PRFIN20060413_120237_000000492046_00438_21534_9007.N1	13-APR-2006 12:02:37	Twilight	48.500	61	8Eps Peg	2.1000	3900.0	97	21534	No
165	GOM_NL__2PRFIN20060413_120505_000000422046_00438_21534_9008.N1	13-APR-2006 12:05:05	Dark	41.500	162	34Alp Aqr	2.9440	5350.0	83	21534	No
166	GOM_NL__2PRFIN20060413_120736_000000472046_00438_21534_9009.N1	13-APR-2006 12:07:36	Dark	47.000	154	22Bet Aqr	2.8990	5700.0	94	21534	No
167	GOM_NL__2PRFIN20060413_121002_000000432046_00438_21534_9010.N1	13-APR-2006 12:10:02	Dark	43.000	142	49Del Cap	2.8500	8900.0	86	21534	No
168	GOM_NL__2PRFIN20060413_121523_000000392046_00438_21534_9011.N1	13-APR-2006 12:15:23	Dark	38.500	172	Gam Gru	3.0030	13100.	77	21534	No
169	GOM_NL__2PRFIN20060413_122221_000000392046_00439_21535_8988.N1	13-APR-2006 12:22:21	Dark	38.500	45	Alp Pav	1.9400	26000.	77	21535	No
170	GOM_NL__2PRFIN20060413_122947_000000422046_00439_21535_8989.N1	13-APR-2006 12:29:47	Dark	41.500	43	Alp TrA	1.9100	4250.0	83	21535	No
171	GOM_NL__2PRFIN20060413_123151_000000392046_00439_21535_8990.N1	13-APR-2006 12:31:51	Dark	38.500	134	Bet TrA	2.8100	6600.0	77	21535	No
172	GOM_NL__2PRFIN20060413_123417_000000452046_00439_21535_8991.N1	13-APR-2006 12:34:17	Straylight	44.500	4	Alp1Cen	-0.010000	5800.0	89	21535	No
173	GOM_NL__2PRFIN20060413_123725_000000432046_00439_21535_8992.N1	13-APR-2006 12:37:25	Straylight	42.500	78	Alp Lup	2.3040	28000.	85	21535	No
174	GOM_NL__2PRFIN20060413_123901_000000452046_00439_21535_8993.N1	13-APR-2006 12:39:01	Straylight	45.000	81	Eta Cen	2.3560	28000.	90	21535	No
175	GOM_NL__2PRFIN20060413_124126_000000452046_00439_21535_8994.N1	13-APR-2006 12:41:26	Straylight	45.000	54	5The Cen	2.0550	4500.0	90	21535	No
176	GOM_NL__2PRFIN20060413_124641_000000432046_00439_21535_8995.N1	13-APR-2006 12:46:41	Tw_and_stray	42.500	106	9Bet Crv	2.6480	5600.0	85	21535	No
177	GOM_NL__2PRFIN20060413_124831_000000482046_00439_21535_8996.N1	13-APR-2006 12:48:31	Bright	48.000	100	4Gam Crv	2.5800	13100.	96	21535	No
178	GOM_NL__2PRFIN20060413_125302_000000392046_00439_21535_8997.N1	13-APR-2006 12:53:02	Bright	38.500	121	29Gam Vir	2.7400	7200.0	77	21535	No
179	GOM_NL__2PRFIN20060413_125745_000000362046_00439_21535_8998.N1	13-APR-2006 12:57:45	Bright	35.500	62	94Bet Leo	2.1360	9700.0	71	21535	No
180	GOM_NL__2PRFIN20060413_130507_000000382046_00439_21535_8999.N1	13-APR-2006 13:05:07	Bright	38.000	152	12Alp2CVn	2.8900	11000.	76	21535	No
181	GOM_NL__2PRFIN20060413_130617_000000362046_00439_21535_9000.N1	13-APR-2006 13:06:17	Bright	35.500	174	52Psi UMa	3.0040	4400.0	71	21535	No
182	GOM_NL__2PRFIN20060413_130849_000000342046_00439_21535_9001.N1	13-APR-2006 13:08:49	Bright	34.000	87	64Gam UMa	2.4330	11000.	68	21535	No
183	GOM_NL__2PRFIN20060413_131004_000000392046_00439_21535_9002.N1	13-APR-2006 13:10:04	Bright	38.500	32	77Eps UMa	1.7630	11000.	77	21535	No
184	GOM_NL__2PRFIN20060413_131630_000000382046_00439_21535_9003.N1	13-APR-2006 13:16:30	Bright	38.000	60	7Bet UMi	2.0810	3950.0	76	21535	No
185	GOM_NL__2PRFIN20060413_131910_000000352046_00439_21535_9004.N1	13-APR-2006 13:19:10	Bright	34.500	49	1Alp UMi	1.9900	6300.0	69	21535	No
186	GOM_NL__2PRFIN20060413_132632_000000382046_00439_21535_9005.N1	13-APR-2006 13:26:32	Bright	38.000	89	5Alp Cep	2.4510	8000.0	76	21535	No
187	GOM_NL__2PRFIN20060413_133617_000000532046_00439_21535_9006.N1	13-APR-2006 13:36:17	Bright	53.000	164	44Eta Peg	2.9480	5400.0	106	21535	No
188	GOM_NL__2PRFIN20060413_134314_000000512046_00439_21535_9007.N1	13-APR-2006 13:43:14	Twilight	51.000	61	8Eps Peg	2.1000	3900.0	102	21535	No
189	GOM_NL__2PRFIN20060413_134542_000000442046_00439_21535_9008.N1	13-APR-2006 13:45:42	Dark	43.500	162	34Alp Aqr	2.9440	5350.0	87	21535	No
190	GOM_NL__2PRFIN20060413_134813_000000502046_00439_21535_9009.N1	13-APR-2006 13:48:13	Dark	49.500	154	22Bet Aqr	2.8990	5700.0	99	21535	No
191	GOM_NL__2PRFIN20060413_135038_000000412046_00439_21535_9010.N1	13-APR-2006 13:50:38	Dark	40.500	142	49Del Cap	2.8500	8900.0	81	21535	No
192	GOM_NL__2PRFIN20060413_135559_000000402046_00439_21535_9011.N1	13-APR-2006 13:55:59	Dark	39.500	172	Gam Gru	3.0030	13100.	79	21535	No
193	GOM_NL__2PRFIN20060413_140258_000000472046_00440_21536_8988.N1	13-APR-2006 14:02:58	Dark	46.500	45	Alp Pav	1.9400	26000.	93	21536	No
194	GOM_NL__2PRFIN20060413_141023_000000422046_00440_21536_8989.N1	13-APR-2006 14:10:23	Dark	41.500	43	Alp TrA	1.9100	4250.0	83	21536	No
195	GOM_NL__2PRFIN20060413_141227_000000392046_00440_21536_8990.N1	13-APR-2006 14:12:27	Dark	39.000	134	Bet TrA	2.8100	6600.0	78	21536	No
196	GOM_NL__2PRFIN20060413_141454_000000482046_00440_21536_8991.N1	13-APR-2006 14:14:54	Straylight	47.500	4	Alp1Cen	-0.010000	5800.0	95	21536	No
197	GOM_NL__2PRFIN20060413_141801_000000412046_00440_21536_8992.N1	13-APR-2006 14:18:01	Straylight	40.500	78	Alp Lup	2.3040	28000.	81	21536	No
198	GOM_NL__2PRFIN20060413_141937_000000432046_00440_21536_8993.N1	13-APR-2006 14:19:37	Straylight	43.000	81	Eta Cen	2.3560	28000.	86	21536	No
199	GOM_NL__2PRFIN20060413_142202_000000452046_00440_21536_8994.N1	13-APR-2006 14:22:02	Straylight	45.000	54	5The Cen	2.0550	4500.0	90	21536	No
200	GOM_NL__2PRFIN20060413_142717_000000442046_00440_21536_8995.N1	13-APR-2006 14:27:17	Tw_and_stray	44.000	106	9Bet Crv	2.6480	5600.0	88	21536	No
201	GOM_NL__2PRFIN20060413_142907_000000422046_00440_21536_8996.N1	13-APR-2006 14:29:07	Bright	42.000	100	4Gam Crv	2.5800	13100.	84	21536	No
202	GOM_NL__2PRFIN20060413_143338_000000392046_00440_21536_8997.N1	13-APR-2006 14:33:38	Bright	38.500	121	29Gam Vir	2.7400	7200.0	77	21536	No
203	GOM_NL__2PRFIN20060413_143821_000000352046_00440_21536_8998.N1	13-APR-2006 14:38:21	Bright	35.000	62	94Bet Leo	2.1360	9700.0	70	21536	No
204	GOM_NL__2PRFIN20060413_144542_000000382046_00440_21536_8999.N1	13-APR-2006 14:45:42	Bright	37.500	152	12Alp2CVn	2.8900	11000.	75	21536	No
205	GOM_NL__2PRFIN20060413_145706_000000362046_00440_21536_9000.N1	13-APR-2006 14:57:06	Bright	35.500	60	7Bet UMi	2.0810	3950.0	71	21536	No
206	GOM_NL__2PRFIN20060413_145946_000000342046_00440_21536_9001.N1	13-APR-2006 14:59:46	Bright	34.000	49	1Alp UMi	1.9900	6300.0	68	21536	No
207	GOM_NL__2PRFIN20060413_150707_000000382046_00440_21536_9002.N1	13-APR-2006 15:07:07	Bright	38.000	89	5Alp Cep	2.4510	8000.0	76	21536	No
208	GOM_NL__2PRFIN20060413_151653_000000352046_00440_21536_9003.N1	13-APR-2006 15:16:53	Bright	34.500	164	44Eta Peg	2.9480	5400.0	69	21536	No
209	GOM_NL__2PRFIN20060413_152350_000000542046_00440_21536_9004.N1	13-APR-2006 15:23:50	Twilight	53.500	61	8Eps Peg	2.1000	3900.0	107	21536	No
210	GOM_NL__2PRFIN20060413_152618_000000472046_00440_21536_9005.N1	13-APR-2006 15:26:18	Dark	47.000	162	34Alp Aqr	2.9440	5350.0	94	21536	No
211	GOM_NL__2PRFIN20060413_152849_000000492046_00440_21536_9006.N1	13-APR-2006 15:28:49	Dark	48.500	154	22Bet Aqr	2.8990	5700.0	97	21536	No
212	GOM_NL__2PRFIN20060413_153115_000000452046_00440_21536_9007.N1	13-APR-2006 15:31:15	Dark	44.500	142	49Del Cap	2.8500	8900.0	89	21536	No
213	GOM_NL__2PRFIN20060413_153636_000000382046_00440_21536_9008.N1	13-APR-2006 15:36:36	Dark	38.000	172	Gam Gru	3.0030	13100.	76	21536	No
214	GOM_NL__2PRFIN20060413_154334_000000482046_00441_21537_8988.N1	13-APR-2006 15:43:34	Dark	47.500	45	Alp Pav	1.9400	26000.	95	21537	No
215	GOM_NL__2PRFIN20060413_155100_000000402046_00441_21537_8989.N1	13-APR-2006 15:51:00	Dark	40.000	43	Alp TrA	1.9100	4250.0	80	21537	No
216	GOM_NL__2PRFIN20060413_155304_000000382046_00441_21537_8990.N1	13-APR-2006 15:53:04	Dark	38.000	134	Bet TrA	2.8100	6600.0	76	21537	No
217	GOM_NL__2PRFIN20060413_155530_000000422046_00441_21537_8991.N1	13-APR-2006 15:55:30	Straylight	41.500	4	Alp1Cen	-0.010000	5800.0	83	21537	No
218	GOM_NL__2PRFIN20060413_155837_000000422046_00441_21537_8992.N1	13-APR-2006 15:58:37	Straylight	41.500	78	Alp Lup	2.3040	28000.	83	21537	No
219	GOM_NL__2PRFIN20060413_160014_000000462046_00441_21537_8993.N1	13-APR-2006 16:00:14	Straylight	46.000	81	Eta Cen	2.3560	28000.	92	21537	No

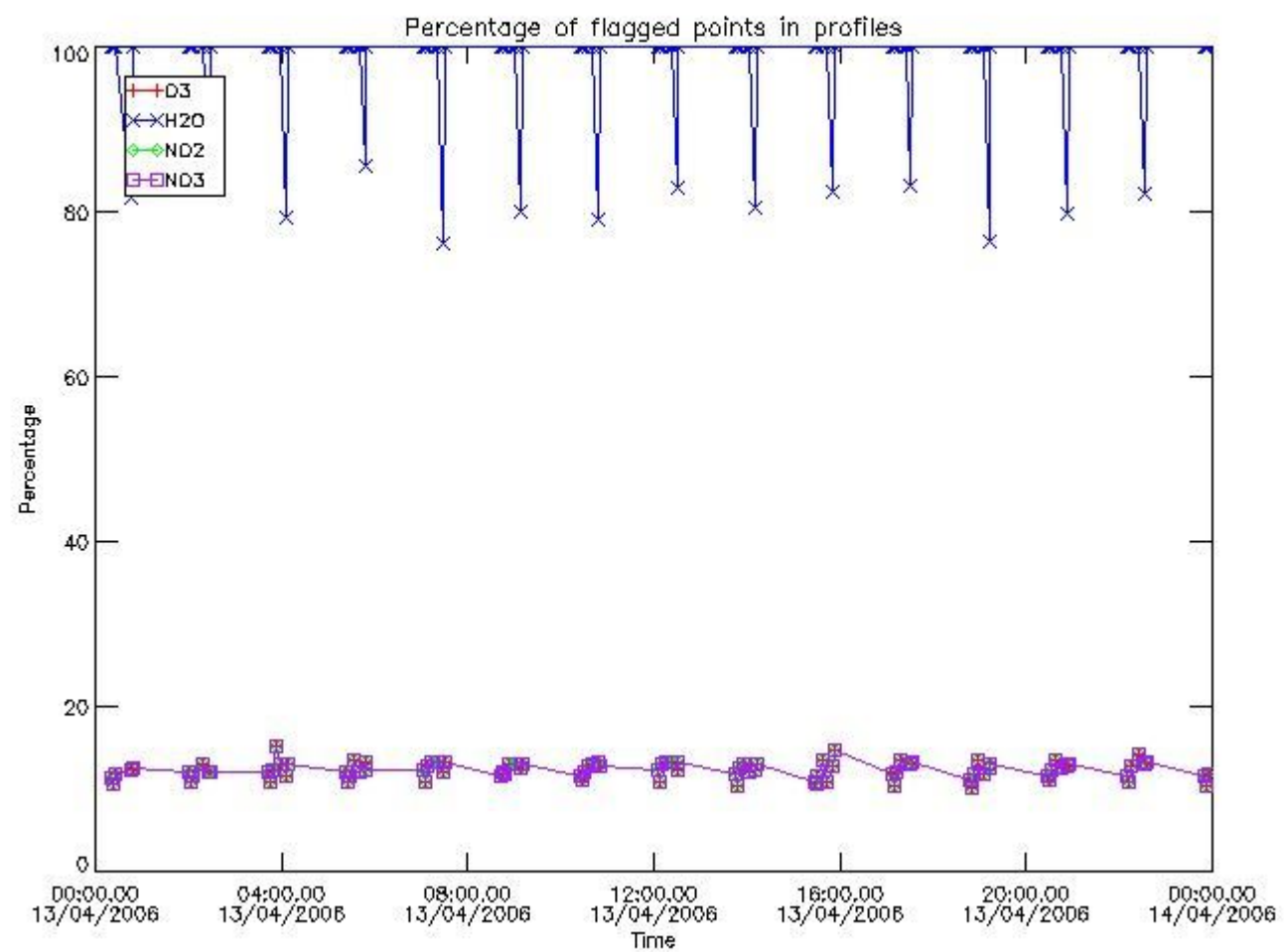
220	GOM_NL__2PRFIN20060413_160239_000000472046_00441_21537_8994.N1	13-APR-2006 16:02:39	Straylight	47.000	54	5The Cen	2.0550	4500.0	94	21537	No
221	GOM_NL__2PRFIN20060413_160753_000000422046_00441_21537_8995.N1	13-APR-2006 16:07:53	Twilight	42.000	106	9Bet Crv	2.6480	5600.0	84	21537	No
222	GOM_NL__2PRFIN20060413_160943_000000522046_00441_21537_8996.N1	13-APR-2006 16:09:43	Bright	52.000	100	4Gam Crv	2.5800	13100.	104	21537	No
223	GOM_NL__2PRFIN20060413_161414_000000382046_00441_21537_8997.N1	13-APR-2006 16:14:14	Bright	38.000	121	29Gam Vir	2.7400	7200.0	76	21537	No
224	GOM_NL__2PRFIN20060413_161857_000000352046_00441_21537_8998.N1	13-APR-2006 16:18:57	Bright	35.000	62	94Bet Leo	2.1360	9700.0	70	21537	No
225	GOM_NL__2PRFIN20060413_162618_000000382046_00441_21537_8999.N1	13-APR-2006 16:26:18	Bright	38.000	152	12Alp2CVn	2.8900	11000.	76	21537	No
226	GOM_NL__2PRFIN20060413_163741_000000422046_00441_21537_9000.N1	13-APR-2006 16:37:41	Bright	41.500	60	7Bet UMi	2.0810	3950.0	83	21537	No
227	GOM_NL__2PRFIN20060413_164022_000000472046_00441_21537_9001.N1	13-APR-2006 16:40:22	Bright	47.000	49	1Alp UMi	1.9900	6300.0	94	21537	No
228	GOM_NL__2PRFIN20060413_164743_000000382046_00441_21537_9002.N1	13-APR-2006 16:47:43	Bright	38.000	89	5Alp Cep	2.4510	8000.0	76	21537	No
229	GOM_NL__2PRFIN20060413_165729_000000362046_00441_21537_9003.N1	13-APR-2006 16:57:29	Bright	35.500	164	44Eta Peg	2.9480	5400.0	71	21537	No
230	GOM_NL__2PRFIN20060413_170426_000000502046_00441_21537_9004.N1	13-APR-2006 17:04:26	Twilight	49.500	61	8Eps Peg	2.1000	3900.0	99	21537	No
231	GOM_NL__2PRFIN20060413_170654_000000432046_00441_21537_9005.N1	13-APR-2006 17:06:54	Dark	43.000	162	34Alp Aqr	2.9440	5350.0	86	21537	No
232	GOM_NL__2PRFIN20060413_170926_000000492046_00441_21537_9006.N1	13-APR-2006 17:09:26	Dark	49.000	154	22Bet Aqr	2.8990	5700.0	98	21537	No
233	GOM_NL__2PRFIN20060413_171151_000000432046_00441_21537_9007.N1	13-APR-2006 17:11:51	Dark	42.500	142	49Del Cap	2.8500	8900.0	85	21537	No
234	GOM_NL__2PRFIN20060413_171712_000000382046_00441_21537_9008.N1	13-APR-2006 17:17:12	Dark	37.500	172	Gam Gru	3.0030	13100.	75	21537	No
235	GOM_NL__2PRFIN20060413_172411_000000392046_00442_21538_8988.N1	13-APR-2006 17:24:11	Dark	39.000	45	Alp Pav	1.9400	26000.	78	21538	No
236	GOM_NL__2PRFIN20060413_173136_000000392046_00442_21538_8989.N1	13-APR-2006 17:31:36	Dark	39.000	43	Alp TrA	1.9100	4250.0	78	21538	No
237	GOM_NL__2PRFIN20060413_173340_000000392046_00442_21538_8990.N1	13-APR-2006 17:33:40	Dark	38.500	134	Bet TrA	2.8100	6600.0	77	21538	No
238	GOM_NL__2PRFIN20060413_173607_000000442046_00442_21538_8991.N1	13-APR-2006 17:36:07	Straylight	43.500	4	Alp1Cen	-0.010000	5800.0	87	21538	No
239	GOM_NL__2PRFIN20060413_173914_000000402046_00442_21538_8992.N1	13-APR-2006 17:39:14	Straylight	40.000	78	Alp Lup	2.3040	28000.	80	21538	No
240	GOM_NL__2PRFIN20060413_174050_000000462046_00442_21538_8993.N1	13-APR-2006 17:40:50	Straylight	46.000	81	Eta Cen	2.3560	28000.	92	21538	No
241	GOM_NL__2PRFIN20060413_174315_000000482046_00442_21538_8994.N1	13-APR-2006 17:43:15	Straylight	48.000	54	5The Cen	2.0550	4500.0	96	21538	No
242	GOM_NL__2PRFIN20060413_174829_000000442046_00442_21538_8995.N1	13-APR-2006 17:48:29	Twilight	43.500	106	9Bet Crv	2.6480	5600.0	87	21538	No
243	GOM_NL__2PRFIN20060413_175019_000000502046_00442_21538_8996.N1	13-APR-2006 17:50:19	Bright	50.000	100	4Gam Crv	2.5800	13100.	100	21538	No
244	GOM_NL__2PRFIN20060413_175450_000000392046_00442_21538_8997.N1	13-APR-2006 17:54:50	Bright	38.500	121	29Gam Vir	2.7400	7200.0	77	21538	No
245	GOM_NL__2PRFIN20060413_175933_000000362046_00442_21538_8998.N1	13-APR-2006 17:59:33	Bright	35.500	62	94Bet Leo	2.1360	9700.0	71	21538	No
246	GOM_NL__2PRFIN20060413_180654_000000382046_00442_21538_8999.N1	13-APR-2006 18:06:54	Bright	37.500	152	12Alp2CVn	2.8900	11000.	75	21538	No
247	GOM_NL__2PRFIN20060413_181037_000000362046_00442_21538_9000.N1	13-APR-2006 18:10:37	Bright	35.500	87	64Gam UMa	2.4330	11000.	71	21538	No
248	GOM_NL__2PRFIN20060413_181254_000000372046_00442_21538_9001.N1	13-APR-2006 18:12:54	Bright	36.500	36	50Alp UMa	1.8000	6300.0	73	21538	No
249	GOM_NL__2PRFIN20060413_181817_000000412046_00442_21538_9002.N1	13-APR-2006 18:18:17	Bright	41.000	60	7Bet UMi	2.0810	3950.0	82	21538	No
250	GOM_NL__2PRFIN20060413_182058_000000342046_00442_21538_9003.N1	13-APR-2006 18:20:58	Bright	34.000	49	1Alp UMi	1.9900	6300.0	68	21538	No
251	GOM_NL__2PRFIN20060413_182819_000000392046_00442_21538_9004.N1	13-APR-2006 18:28:19	Bright	39.000	89	5Alp Cep	2.4510	8000.0	78	21538	No
252	GOM_NL__2PRFIN20060413_183806_000000402046_00442_21538_9005.N1	13-APR-2006 18:38:06	Bright	40.000	164	44Eta Peg	2.9480	5400.0	80	21538	No
253	GOM_NL__2PRFIN20060413_184503_000000492046_00442_21538_9006.N1	13-APR-2006 18:45:03	Twilight	49.000	61	8Eps Peg	2.1000	3900.0	98	21538	No
254	GOM_NL__2PRFIN20060413_184731_000000462046_00442_21538_9007.N1	13-APR-2006 18:47:31	Dark	45.500	162	34Alp Aqr	2.9440	5350.0	91	21538	No
255	GOM_NL__2PRFIN20060413_185003_000000502046_00442_21538_9008.N1	13-APR-2006 18:50:03	Dark	50.000	154	22Bet Aqr	2.8990	5700.0	100	21538	No
256	GOM_NL__2PRFIN20060413_185228_000000442046_00442_21538_9009.N1	13-APR-2006 18:52:28	Dark	43.500	142	49Del Cap	2.8500	8900.0	87	21538	No
257	GOM_NL__2PRFIN20060413_185748_000000382046_00442_21538_9010.N1	13-APR-2006 18:57:48	Dark	37.500	172	Gam Gru	3.0030	13100.	75	21538	No
258	GOM_NL__2PRFIN20060413_190447_000000432046_00443_21539_9008.N1	13-APR-2006 19:04:47	Dark	43.000	45	Alp Pav	1.9400	26000.	86	21539	No
259	GOM_NL__2PRFIN20060413_191213_000000412046_00443_21539_9009.N1	13-APR-2006 19:12:13	Dark	40.500	43	Alp TrA	1.9100	4250.0	81	21539	No
260	GOM_NL__2PRFIN20060413_191417_000000402046_00443_21539_9010.N1	13-APR-2006 19:14:17	Dark	39.500	134	Bet TrA	2.8100	6600.0	79	21539	No
261	GOM_NL__2PRFIN20060413_191643_000000432046_00443_21539_9011.N1	13-APR-2006 19:16:43	Straylight	43.000	4	Alp1Cen	-0.010000	5800.0	86	21539	No
262	GOM_NL__2PRFIN20060413_191950_000000412046_00443_21539_9012.N1	13-APR-2006 19:19:50	Straylight	41.000	78	Alp Lup	2.3040	28000.	82	21539	No
263	GOM_NL__2PRFIN20060413_192127_000000442046_00443_21539_9013.N1	13-APR-2006 19:21:27	Straylight	43.500	81	Eta Cen	2.3560	28000.	87	21539	No
264	GOM_NL__2PRFIN20060413_192351_000000462046_00443_21539_9014.N1	13-APR-2006 19:23:51	Straylight	45.500	54	5The Cen	2.0550	4500.0	91	21539	No
265	GOM_NL__2PRFIN20060413_192905_000000452046_00443_21539_9015.N1	13-APR-2006 19:29:05	Twilight	44.500	106	9Bet Crv	2.6480	5600.0	89	21539	No
266	GOM_NL__2PRFIN20060413_193056_000000432046_00443_21539_9016.N1	13-APR-2006 19:30:56	Bright	43.000	100	4Gam Crv	2.5800	13100.	86	21539	No
267	GOM_NL__2PRFIN20060413_193526_000000392046_00443_21539_9017.N1	13-APR-2006 19:35:26	Bright	38.500	121	29Gam Vir	2.7400	7200.0	77	21539	No
268	GOM_NL__2PRFIN20060413_194009_000000362046_00443_21539_9018.N1	13-APR-2006 19:40:09	Bright	35.500	62	94Bet Leo	2.1360	9700.0	71	21539	No
269	GOM_NL__2PRFIN20060413_194729_000000392046_00443_21539_9019.N1	13-APR-2006 19:47:29	Bright	39.000	152	12Alp2CVn	2.8900	11000.	78	21539	No
270	GOM_NL__2PRFIN20060413_195113_000000372046_00443_21539_9020.N1	13-APR-2006 19:51:13	Bright	37.000	87	64Gam UMa	2.4330	11000.	74	21539	No
271	GOM_NL__2PRFIN20060413_195330_000000372046_00443_21539_9021.N1	13-APR-2006 19:53:30	Bright	37.000	36	50Alp UMa	1.8000	6300.0	74	21539	No
272	GOM_NL__2PRFIN20060413_195853_000000392046_00443_21539_9022.N1	13-APR-2006 19:58:53	Bright	39.000	60	7Bet UMi	2.0810	3950.0	78	21539	No
273	GOM_NL__2PRFIN20060413_200134_000000362046_00443_21539_9023.N1	13-APR-2006 20:01:34	Bright	35.500	49	1Alp UMi	1.9900	6300.0	71	21539	No
274	GOM_NL__2PRFIN20060413_200855_000000372046_00443_21539_9024.N1	13-APR-2006 20:08:55	Bright	36.500	89	5Alp Cep	2.4510	8000.0	73	21539	No
275	GOM_NL__2PRFIN20060413_201842_000000362046_00443_21539_9025.N1	13-APR-2006 20:18:42	Bright	35.500	164	44Eta Peg	2.9480	5400.0	71	21539	No
276	GOM_NL__2PRFIN20060413_202539_000000522046_00443_21539_9026.N1	13-APR-2006 20:25:39	Twilight	51.500	61	8Eps Peg	2.1000	3900.0	103	21539	No
277	GOM_NL__2PRFIN20060413_202807_000000452046_00443_21539_9027.N1	13-APR-2006 20:28:07	Dark	44.500	162	34Alp Aqr	2.9440	5350.0	89	21539	No
278	GOM_NL__2PRFIN20060413_203039_000000462046_00443_21539_9028.N1	13-APR-2006 20:30:39	Dark	46.000	154	22Bet Aqr	2.8990	5700.0	92	21539	No

279	GOM_NL__2PRFIN20060413_203304_000000422046_00443_21539_9029.N1	13-APR-2006 20:33:04	Dark	41.500	142	49Del Cap	2.8500	8900.0	83	21539	No
280	GOM_NL__2PRFIN20060413_203825_000000382046_00443_21539_9030.N1	13-APR-2006 20:38:25	Dark	37.500	172	Gam Gru	3.0030	13100.	75	21539	No
281	GOM_NL__2PRFIN20060413_204524_000000412046_00444_21540_9008.N1	13-APR-2006 20:45:24	Dark	40.500	45	Alp Pav	1.9400	26000.	81	21540	No
282	GOM_NL__2PRFIN20060413_205249_000000402046_00444_21540_9009.N1	13-APR-2006 20:52:49	Dark	40.000	43	Alp TrA	1.9100	4250.0	80	21540	No
283	GOM_NL__2PRFIN20060413_205453_000000402046_00444_21540_9010.N1	13-APR-2006 20:54:53	Dark	39.500	134	Bet TrA	2.8100	6600.0	79	21540	No
284	GOM_NL__2PRFIN20060413_205719_000000452046_00444_21540_9011.N1	13-APR-2006 20:57:19	Straylight	45.000	4	Alp1Cen	-0.010000	5800.0	90	21540	No
285	GOM_NL__2PRFIN20060413_210027_000000412046_00444_21540_9012.N1	13-APR-2006 21:00:27	Straylight	41.000	78	Alp Lup	2.3040	28000.	82	21540	No
286	GOM_NL__2PRFIN20060413_210203_000000462046_00444_21540_9013.N1	13-APR-2006 21:02:03	Straylight	45.500	81	Eta Cen	2.3560	28000.	91	21540	No
287	GOM_NL__2PRFIN20060413_210428_000000492046_00444_21540_9014.N1	13-APR-2006 21:04:28	Straylight	48.500	54	5The Cen	2.0550	4500.0	97	21540	No
288	GOM_NL__2PRFIN20060413_210916_000000422046_00444_21540_9015.N1	13-APR-2006 21:09:16	Twilight	42.000	169	46Gam Hya	2.9910	4700.0	84	21540	No
289	GOM_NL__2PRFIN20060413_211131_000000382046_00444_21540_9016.N1	13-APR-2006 21:11:31	Bright	38.000	100	4Gam Crv	2.5800	13100.	76	21540	No
290	GOM_NL__2PRFIN20060413_211602_000000382046_00444_21540_9017.N1	13-APR-2006 21:16:02	Bright	37.500	121	29Gam Vir	2.7400	7200.0	75	21540	No
291	GOM_NL__2PRFIN20060413_212045_000000362046_00444_21540_9018.N1	13-APR-2006 21:20:45	Bright	35.500	62	94Bet Leo	2.1360	9700.0	71	21540	No
292	GOM_NL__2PRFIN20060413_212805_000000372046_00444_21540_9019.N1	13-APR-2006 21:28:05	Bright	36.500	152	12Alp2CVn	2.8900	11000.	73	21540	No
293	GOM_NL__2PRFIN20060413_213149_000000522046_00444_21540_9020.N1	13-APR-2006 21:31:49	Bright	51.500	87	64Gam UMa	2.4330	11000.	103	21540	No
294	GOM_NL__2PRFIN20060413_213406_000000382046_00444_21540_9021.N1	13-APR-2006 21:34:06	Bright	38.000	36	50Alp UMa	1.8000	6300.0	76	21540	No
295	GOM_NL__2PRFIN20060413_213928_000000412046_00444_21540_9022.N1	13-APR-2006 21:39:28	Bright	40.500	60	7Bet UMi	2.0810	3950.0	81	21540	No
296	GOM_NL__2PRFIN20060413_214210_000000362046_00444_21540_9023.N1	13-APR-2006 21:42:10	Bright	35.500	49	1Alp UMi	1.9900	6300.0	71	21540	No
297	GOM_NL__2PRFIN20060413_214931_000000392046_00444_21540_9024.N1	13-APR-2006 21:49:31	Bright	38.500	89	5Alp Cep	2.4510	8000.0	77	21540	No
298	GOM_NL__2PRFIN20060413_215918_000000532046_00444_21540_9025.N1	13-APR-2006 21:59:18	Bright	53.000	164	44Eta Peg	2.9480	5400.0	106	21540	No
299	GOM_NL__2PRFIN20060413_220615_000000502046_00444_21540_9026.N1	13-APR-2006 22:06:15	Twilight	50.000	61	8Eps Peg	2.1000	3900.0	100	21540	No
300	GOM_NL__2PRFIN20060413_220843_000000442046_00444_21540_9027.N1	13-APR-2006 22:08:43	Dark	44.000	162	34Alp Aqr	2.9440	5350.0	88	21540	No
301	GOM_NL__2PRFIN20060413_221116_000000472046_00444_21540_9028.N1	13-APR-2006 22:11:16	Dark	47.000	154	22Bet Aqr	2.8990	5700.0	94	21540	No
302	GOM_NL__2PRFIN20060413_221341_000000442046_00444_21540_9029.N1	13-APR-2006 22:13:41	Dark	44.000	142	49Del Cap	2.8500	8900.0	88	21540	No
303	GOM_NL__2PRFIN20060413_222600_000000402046_00445_21541_9008.N1	13-APR-2006 22:26:00	Dark	39.500	45	Alp Pav	1.9400	26000.	79	21541	No
304	GOM_NL__2PRFIN20060413_223325_000000402046_00445_21541_9009.N1	13-APR-2006 22:33:25	Dark	39.500	43	Alp TrA	1.9100	4250.0	79	21541	No
305	GOM_NL__2PRFIN20060413_223529_000000392046_00445_21541_9010.N1	13-APR-2006 22:35:29	Dark	38.500	134	Bet TrA	2.8100	6600.0	77	21541	No
306	GOM_NL__2PRFIN20060413_223755_000000472046_00445_21541_9011.N1	13-APR-2006 22:37:55	Straylight	47.000	4	Alp1Cen	-0.010000	5800.0	94	21541	No
307	GOM_NL__2PRFIN20060413_224103_000000432046_00445_21541_9012.N1	13-APR-2006 22:41:03	Straylight	43.000	78	Alp Lup	2.3040	28000.	86	21541	No
308	GOM_NL__2PRFIN20060413_224239_000000462046_00445_21541_9013.N1	13-APR-2006 22:42:39	Straylight	46.000	81	Eta Cen	2.3560	28000.	92	21541	No
309	GOM_NL__2PRFIN20060413_224504_000000472046_00445_21541_9014.N1	13-APR-2006 22:45:04	Straylight	46.500	54	5The Cen	2.0550	4500.0	93	21541	No
310	GOM_NL__2PRFIN20060413_224952_000000462046_00445_21541_9015.N1	13-APR-2006 22:49:52	Twilight	46.000	169	46Gam Hya	2.9910	4700.0	92	21541	No
311	GOM_NL__2PRFIN20060413_225208_000000422046_00445_21541_9016.N1	13-APR-2006 22:52:08	Bright	41.500	100	4Gam Crv	2.5800	13100.	83	21541	No
312	GOM_NL__2PRFIN20060413_225638_000000382046_00445_21541_9017.N1	13-APR-2006 22:56:38	Bright	38.000	121	29Gam Vir	2.7400	7200.0	76	21541	No
313	GOM_NL__2PRFIN20060413_230121_000000352046_00445_21541_9018.N1	13-APR-2006 23:01:21	Bright	35.000	62	94Bet Leo	2.1360	9700.0	70	21541	No
314	GOM_NL__2PRFIN20060413_230840_000000472046_00445_21541_9019.N1	13-APR-2006 23:08:40	Bright	46.500	152	12Alp2CVn	2.8900	11000.	93	21541	No
315	GOM_NL__2PRFIN20060413_231225_000000362046_00445_21541_9020.N1	13-APR-2006 23:12:25	Bright	35.500	87	64Gam UMa	2.4330	11000.	71	21541	No
316	GOM_NL__2PRFIN20060413_231442_000000372046_00445_21541_9021.N1	13-APR-2006 23:14:42	Bright	37.000	36	50Alp UMa	1.8000	6300.0	74	21541	No
317	GOM_NL__2PRFIN20060413_232004_000000412046_00445_21541_9022.N1	13-APR-2006 23:20:04	Bright	41.000	60	7Bet UMi	2.0810	3950.0	82	21541	No
318	GOM_NL__2PRFIN20060413_232246_000000332046_00445_21541_9023.N1	13-APR-2006 23:22:46	Bright	32.500	49	1Alp UMi	1.9900	6300.0	65	21541	No
319	GOM_NL__2PRFIN20060413_233006_000000382046_00445_21541_9024.N1	13-APR-2006 23:30:06	Bright	38.000	89	5Alp Cep	2.4510	8000.0	76	21541	No
320	GOM_NL__2PRFIN20060413_233954_000000362046_00445_21541_9025.N1	13-APR-2006 23:39:54	Bright	36.000	164	44Eta Peg	2.9480	5400.0	72	21541	No
321	GOM_NL__2PRFIN20060413_234651_000000472046_00445_21541_9026.N1	13-APR-2006 23:46:51	Twilight	47.000	61	8Eps Peg	2.1000	3900.0	94	21541	No
322	GOM_NL__2PRFIN20060413_234920_000000442046_00445_21541_9027.N1	13-APR-2006 23:49:20	Dark	44.000	162	34Alp Aqr	2.9440	5350.0	88	21541	No
323	GOM_NL__2PRFIN20060413_235152_000000502046_00445_21541_9028.N1	13-APR-2006 23:51:52	Dark	49.500	154	22Bet Aqr	2.8990	5700.0	99	21541	No
324	GOM_NL__2PRFIN20060413_235417_000000432046_00445_21541_9029.N1	13-APR-2006 23:54:17	Dark	43.000	142	49Del Cap	2.8500	8900.0	86	21541	No

3. Quality information per product

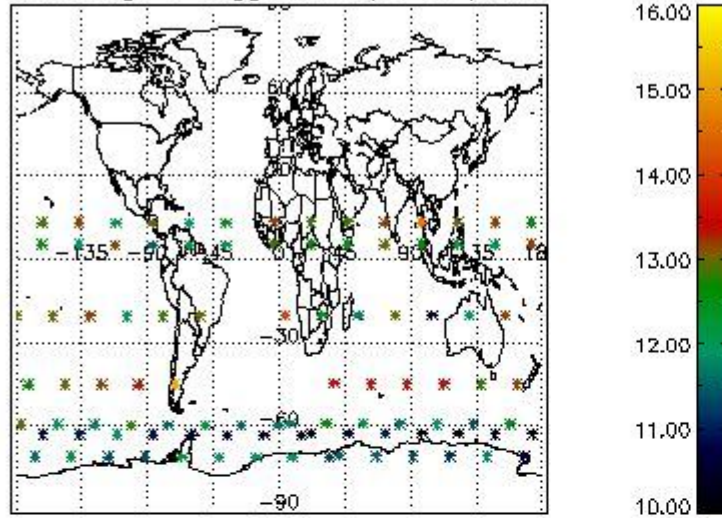
In this section it is plotted some information contained in the Quality Summary data set of the level 2 products. Only products in dark limb conditions and without errors (error flag in the MPH set to "0") are used.

3.1 Plot quality information per product (time dependant)

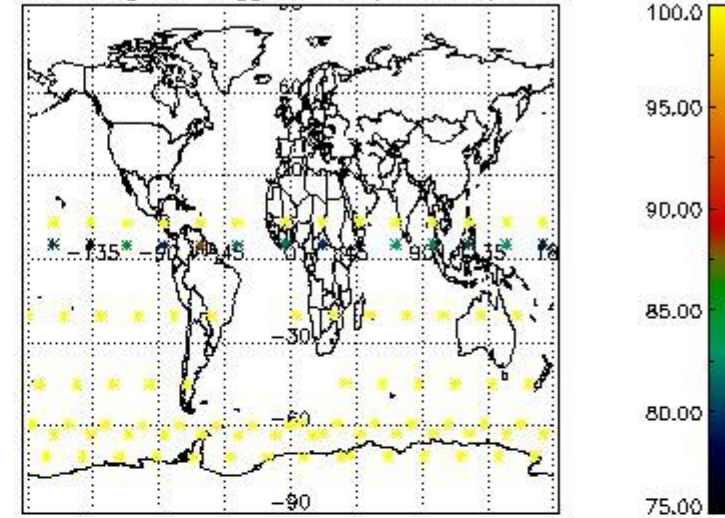


3.2 Plot quality information per product (world map)

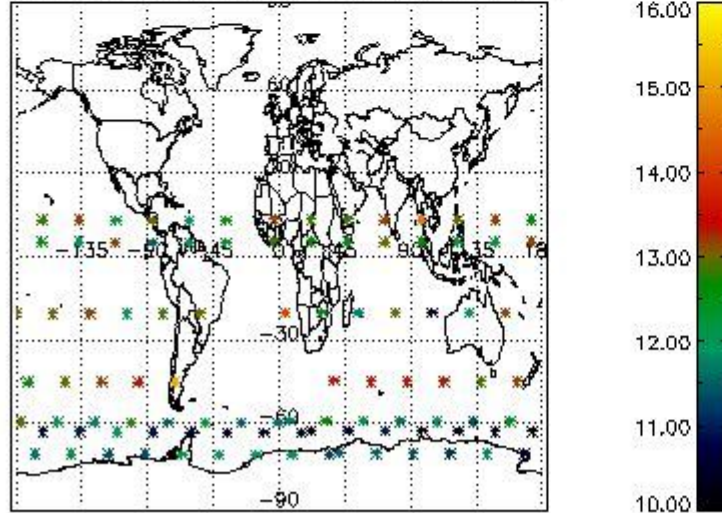
Percentage of flagged data per O3 profile



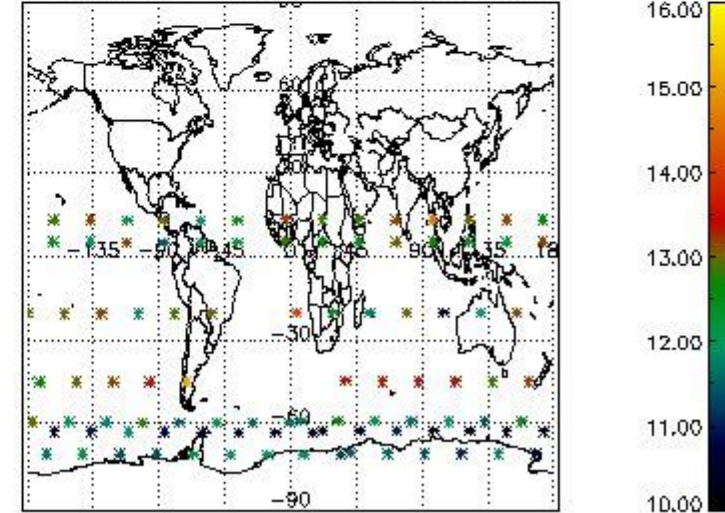
Percentage of flagged data per H2O profile



Percentage of flagged data per NO2 profile



Percentage of flagged data per NO3 profile

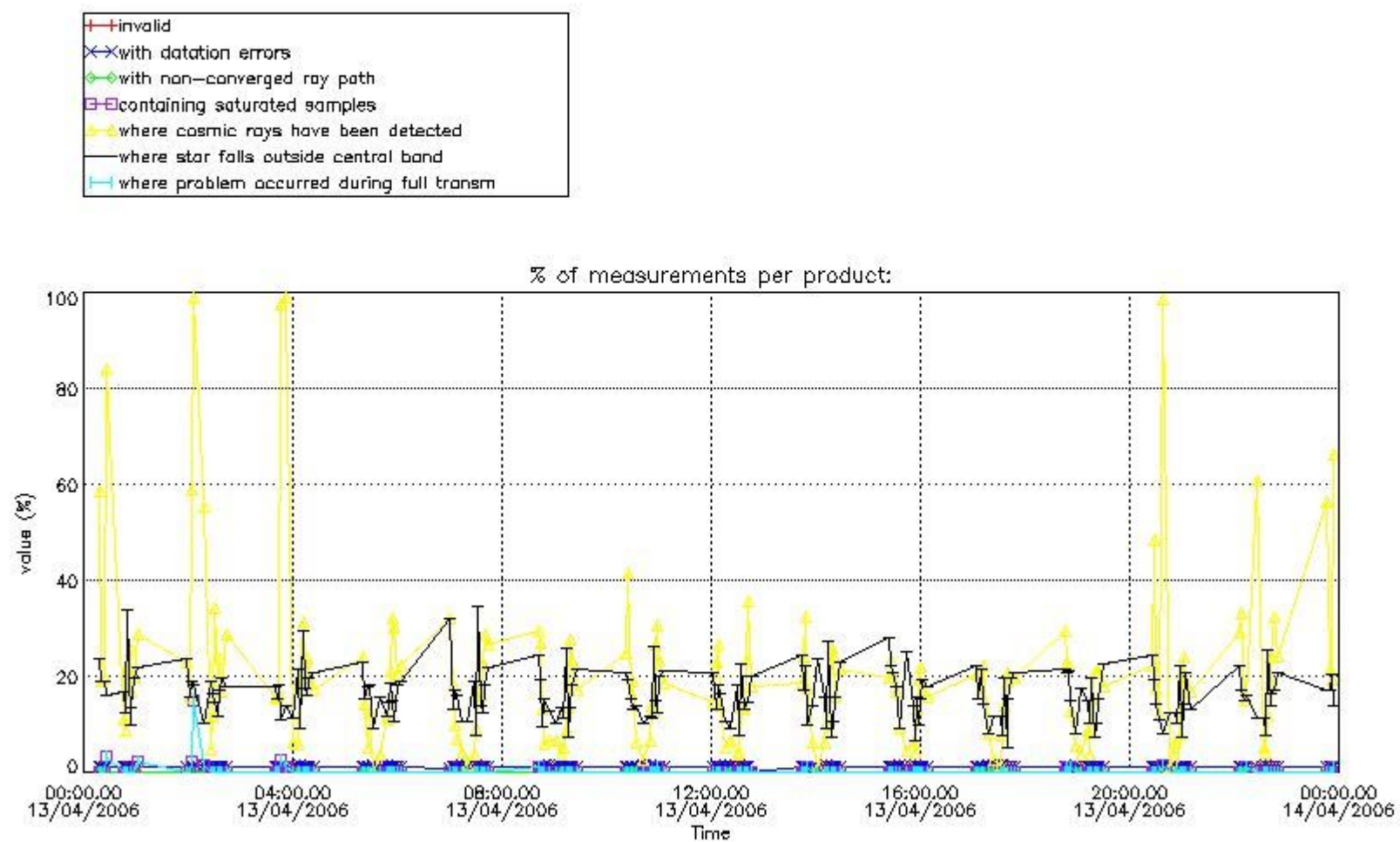


4. Level 1 quality information per product

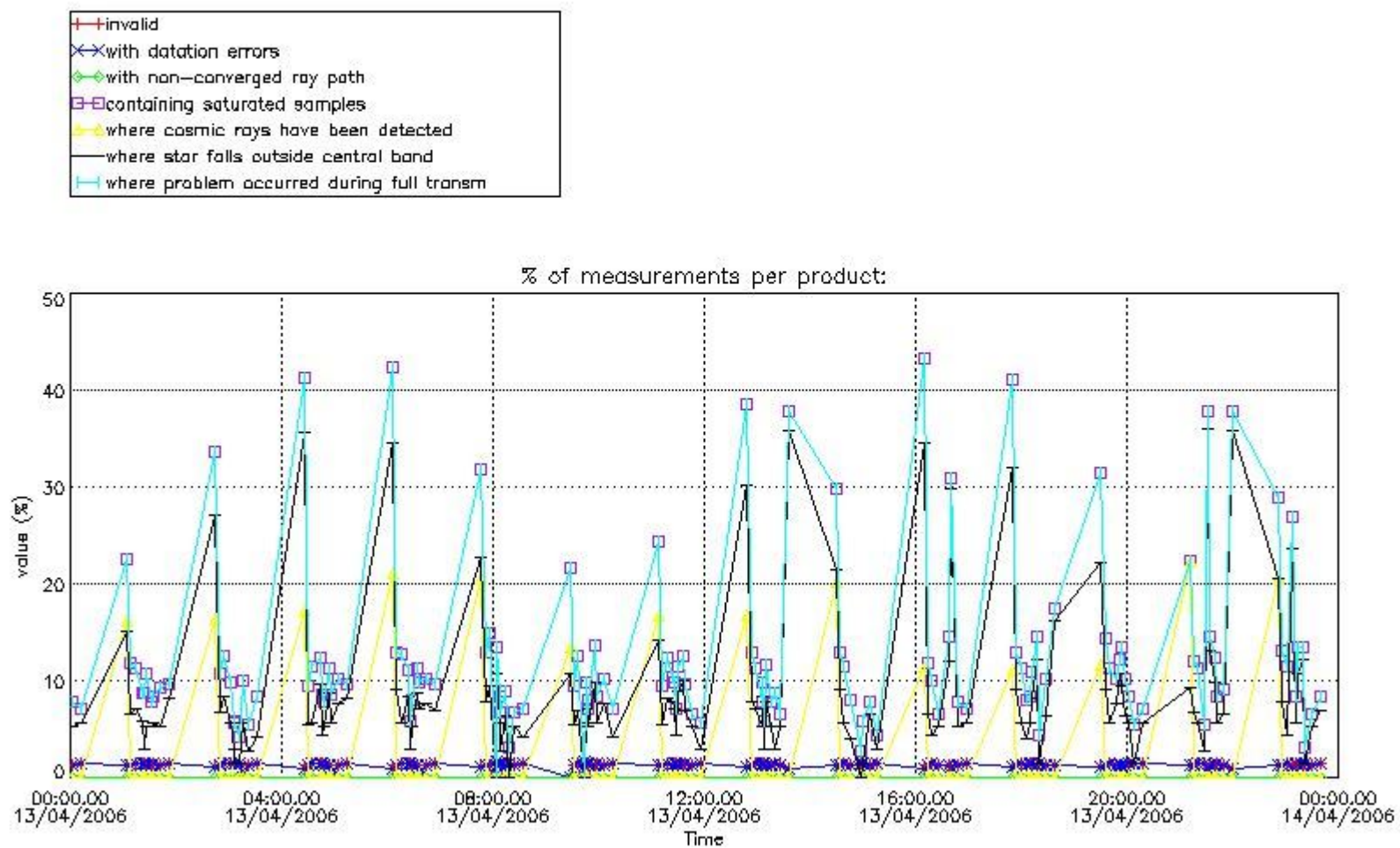
In this section it is plotted some information contained in the Quality Summary data set of the level 2 products that comes from the level 1b processing. Products without errors (error flag in the MPH set to "0") are used.

4.1 Plot quality information per product (time dependant) coming from level 1b processing

4.1.1 Plot level 1 quality information per product (time dependant): ENVISAT ASCENDING passes

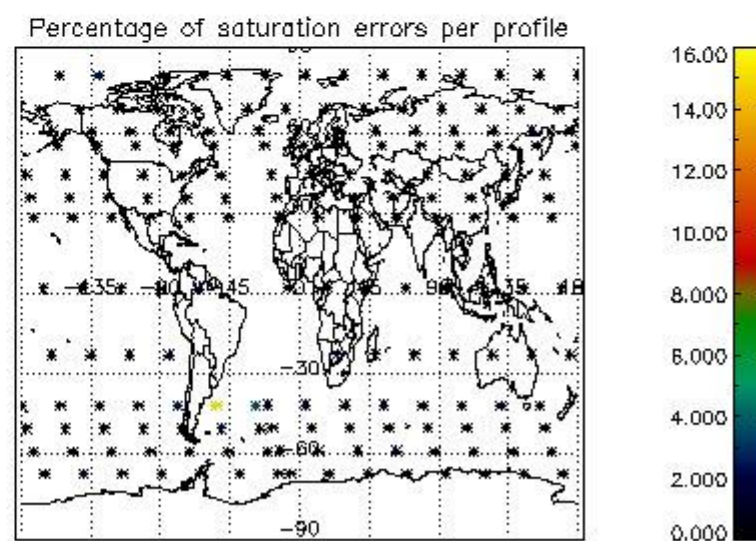
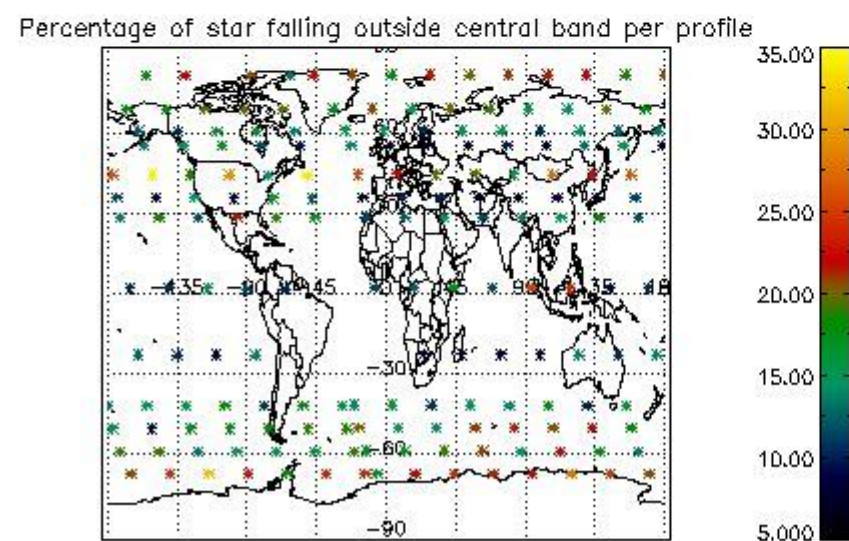
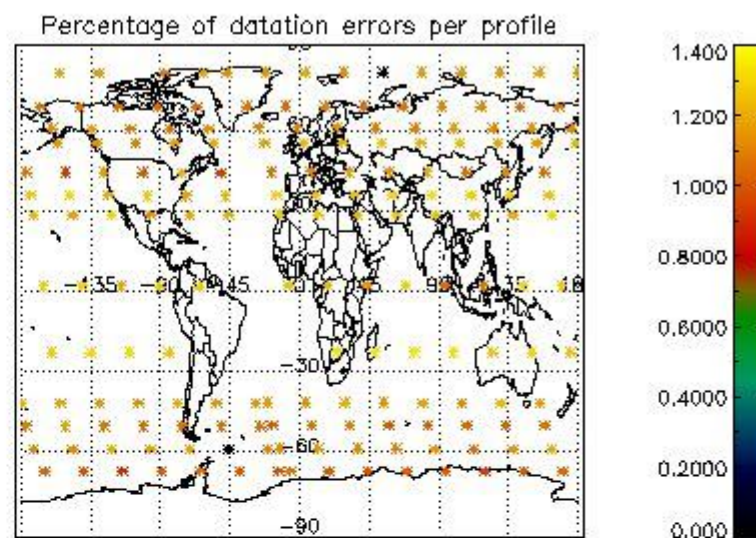
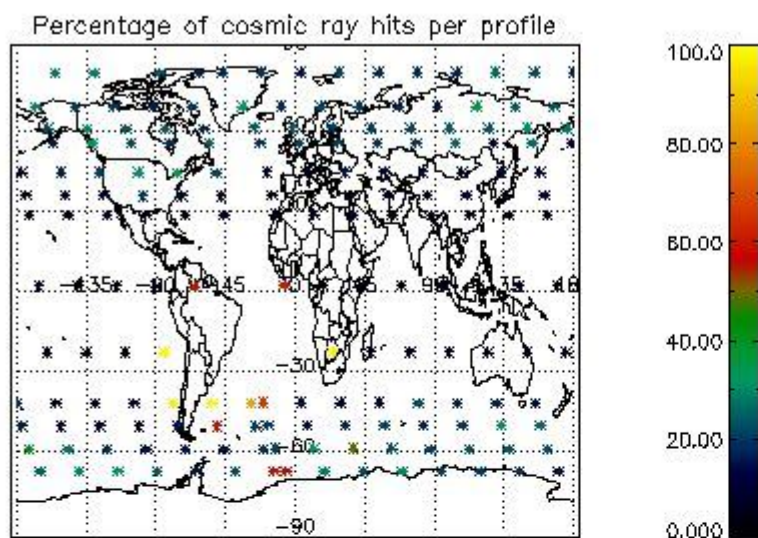


4.1.2 Plot level 1 quality information per product (time dependant): ENVI SAT DESCENDING passes

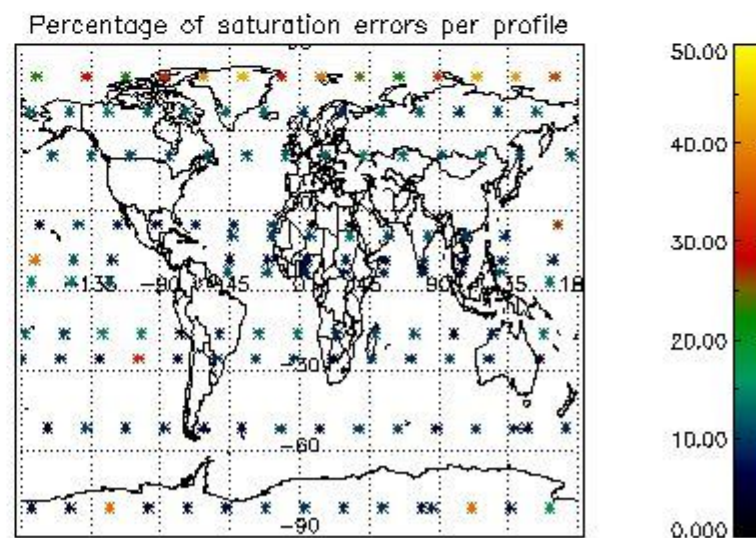
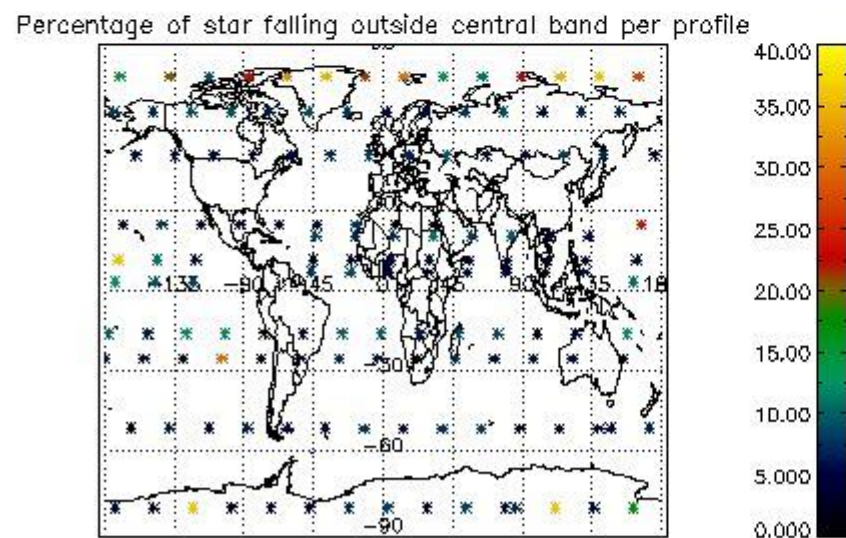
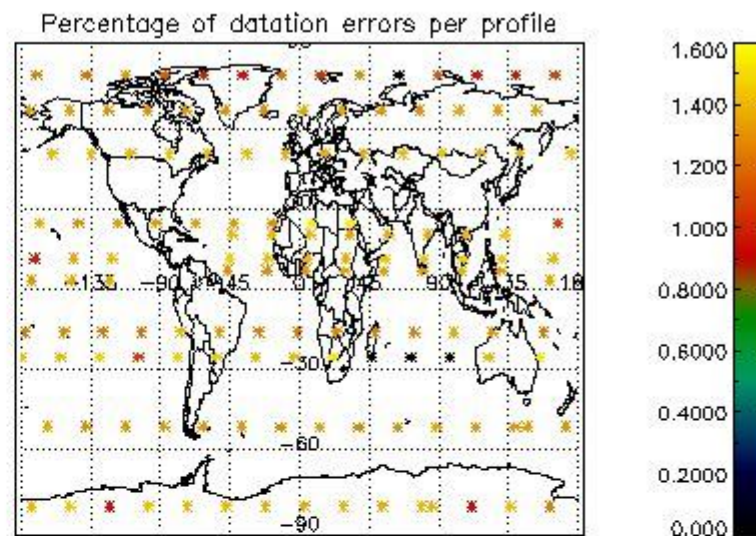
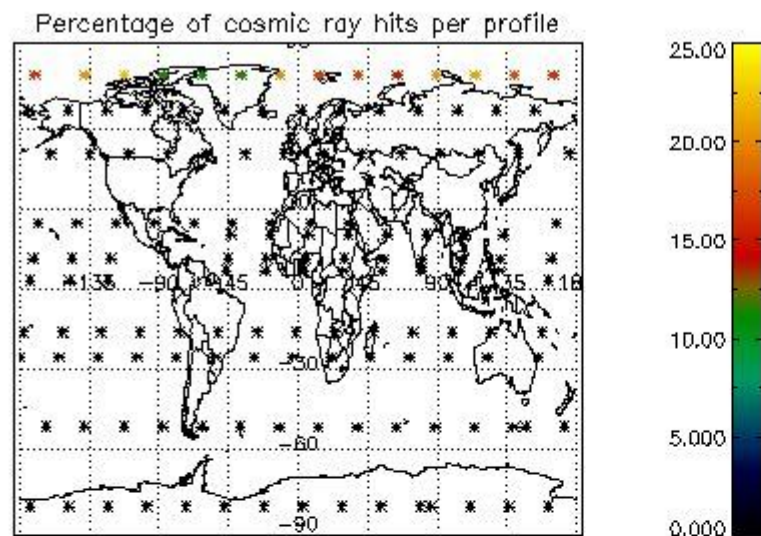


4.2 Plot quality information per product coming from level 1b processing (world map)

4.2.1 Plot level 1 quality information per product (world map): ENVISAT ASCENDING passes



4.2.2 Plot level 1 quality information per product (world map): ENVISAT DESCENDING passes



5. Trace gas profiles

5.1 Ozone statistics based on quality of products

The final quality of the products can be "measured" using the STD (Standard Deviation) attached to every point profile. This information is written to the parameter GOM_NL__2P/NL_LOCAL_SPECIES_DENSITY/o3_std of the level 2 products. The table below shows the statistics for given STD ranges.

The statistics are given with respect to the overall valid production:

- Products without fatal errors: GOM_NL__2P/MPH/PRODUCT_ERR=0
- Valid point profile: GOM_NL__2P/NL_LOCAL_SPECIES_DENSITY/pcd(0)=0

The 'Criteria' is applied to valid points of dark limb products:

- Products in dark limb illumination condition: GOM_NL__2P/NL_SUMMARY_QUALITY/obs_ill_cond=0
- Products without fatal errors: GOM_NL__2P/MPH/PRODUCT_ERR=0
- Valid point profile: GOM_NL__2P/NL_LOCAL_SPECIES_DENSITY/pcd(0)=0

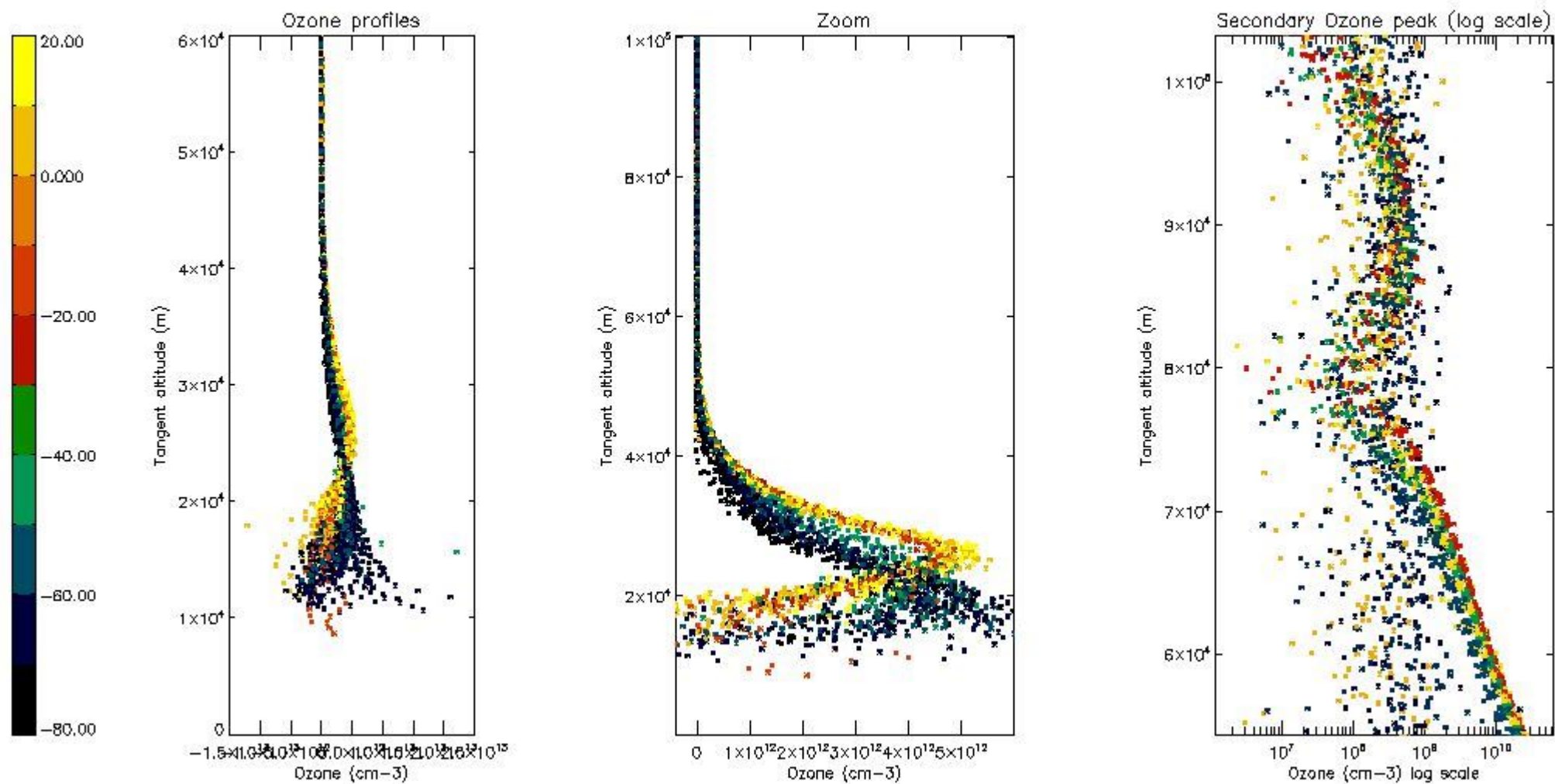
So, the table below shows the percentage of dark limb and valid observations for each criteria with respect to the overall valid daily observations.

Criteria	% of total production
All STD	31
STD < 20	13

STD < 10	8
STD < 5	3

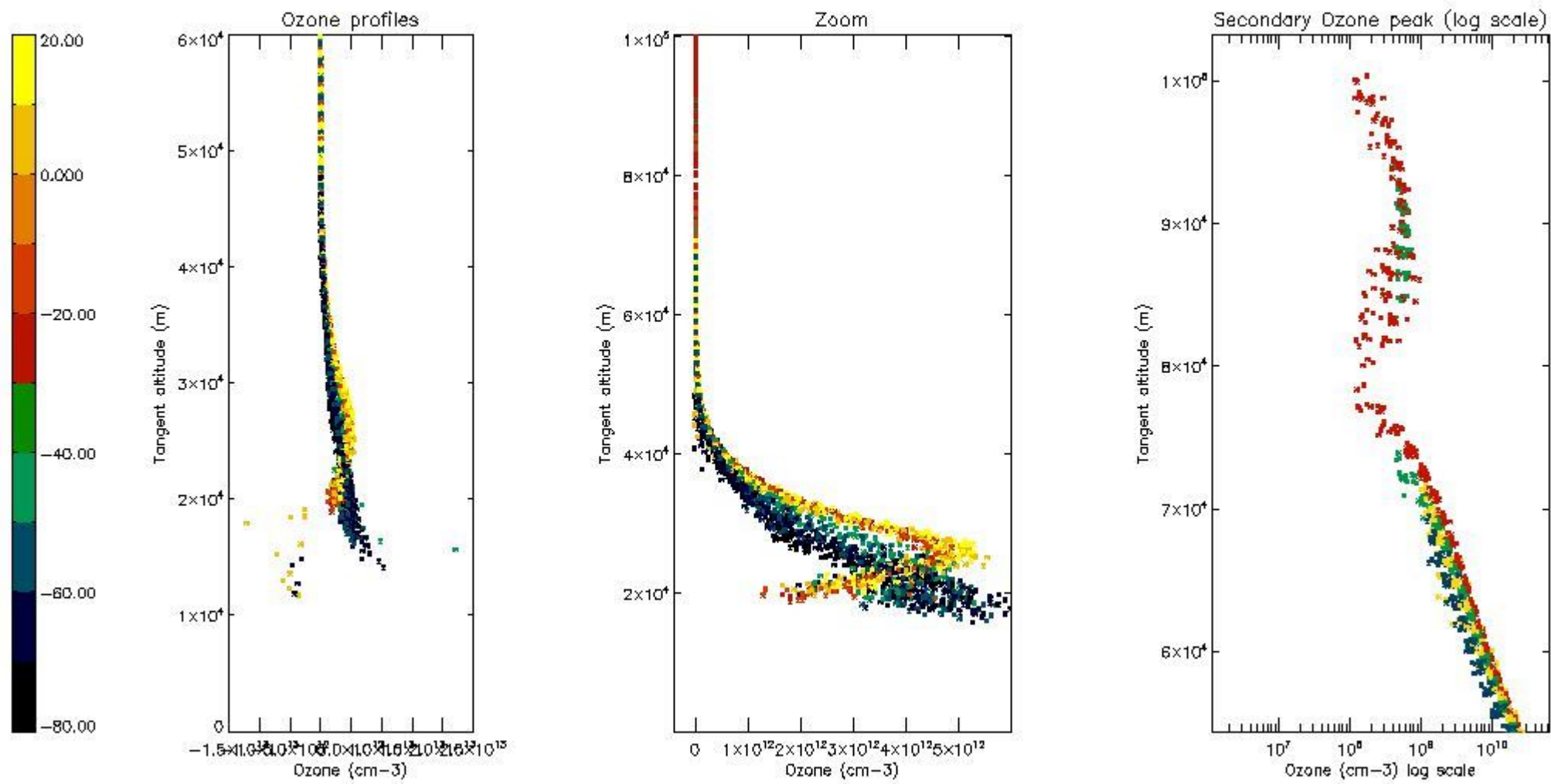
5.2 Plot ozone profiles for all STD (dark without errors)

The colorbar represents the latitude.



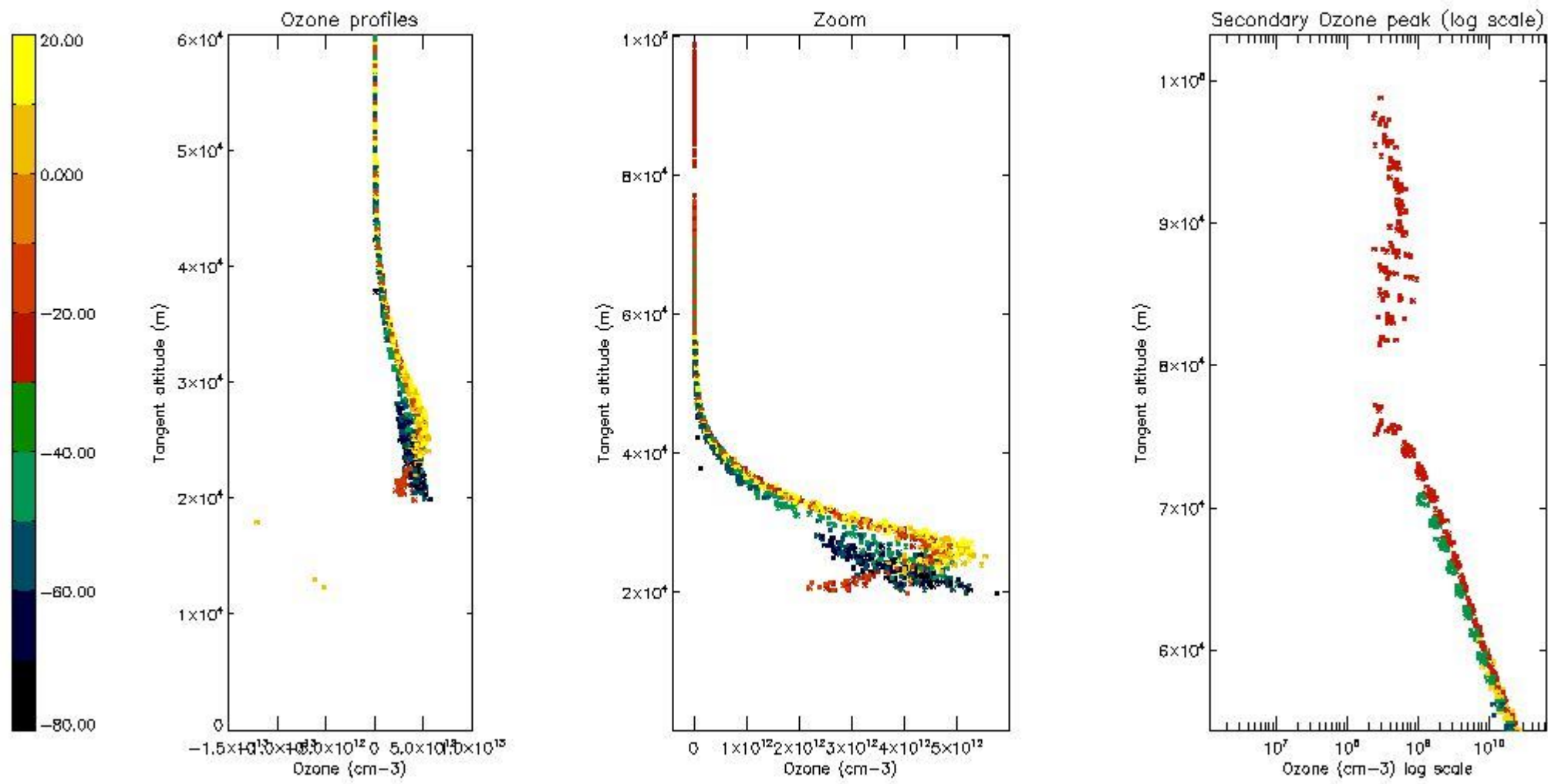
5.3 Plot ozone profiles where STD < 20% (dark without errors)

The colorbar represents the latitude.



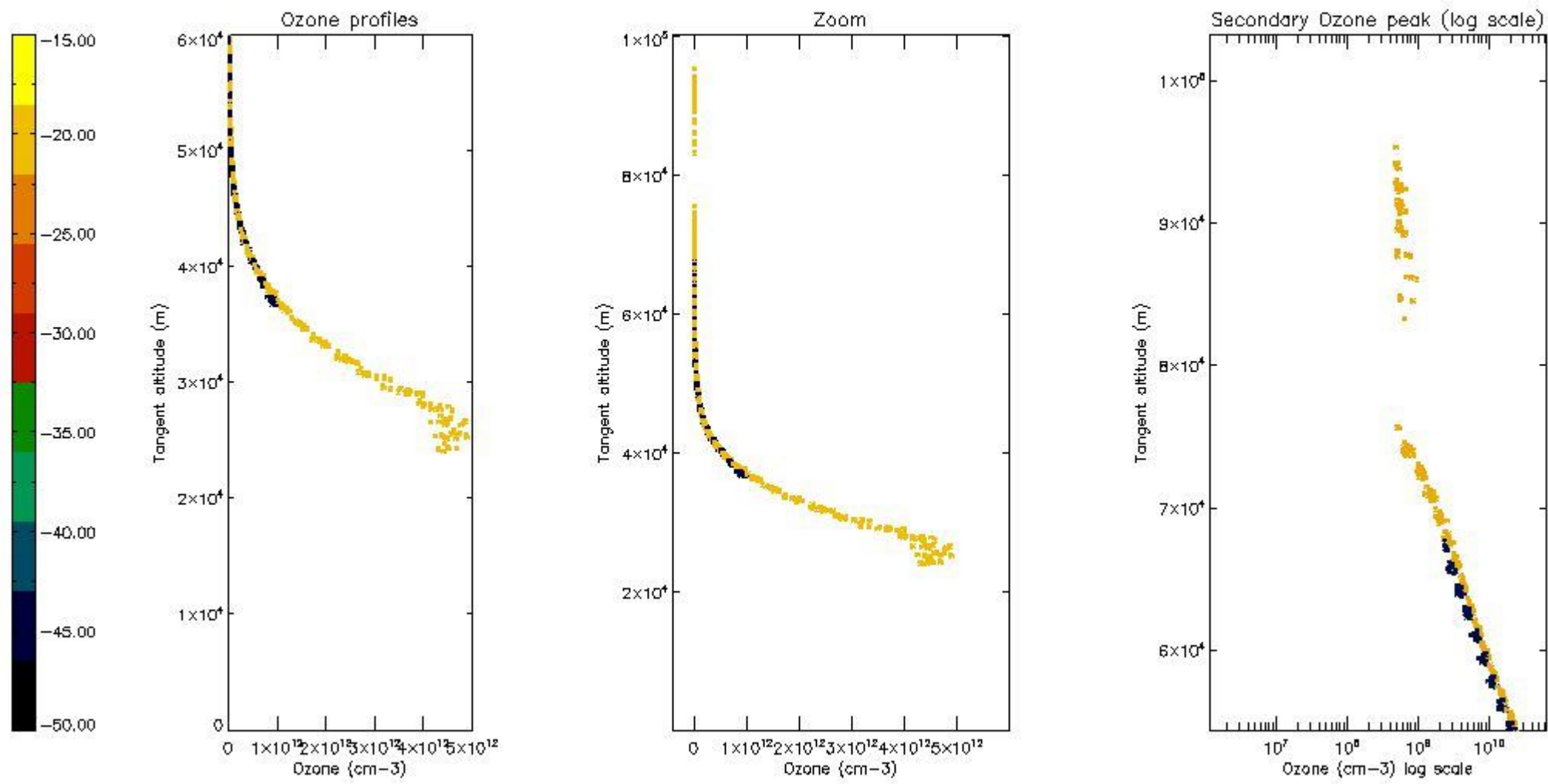
5.4 Plot ozone profiles where STD < 10% (dark without errors)

The colorbar represents the latitude.



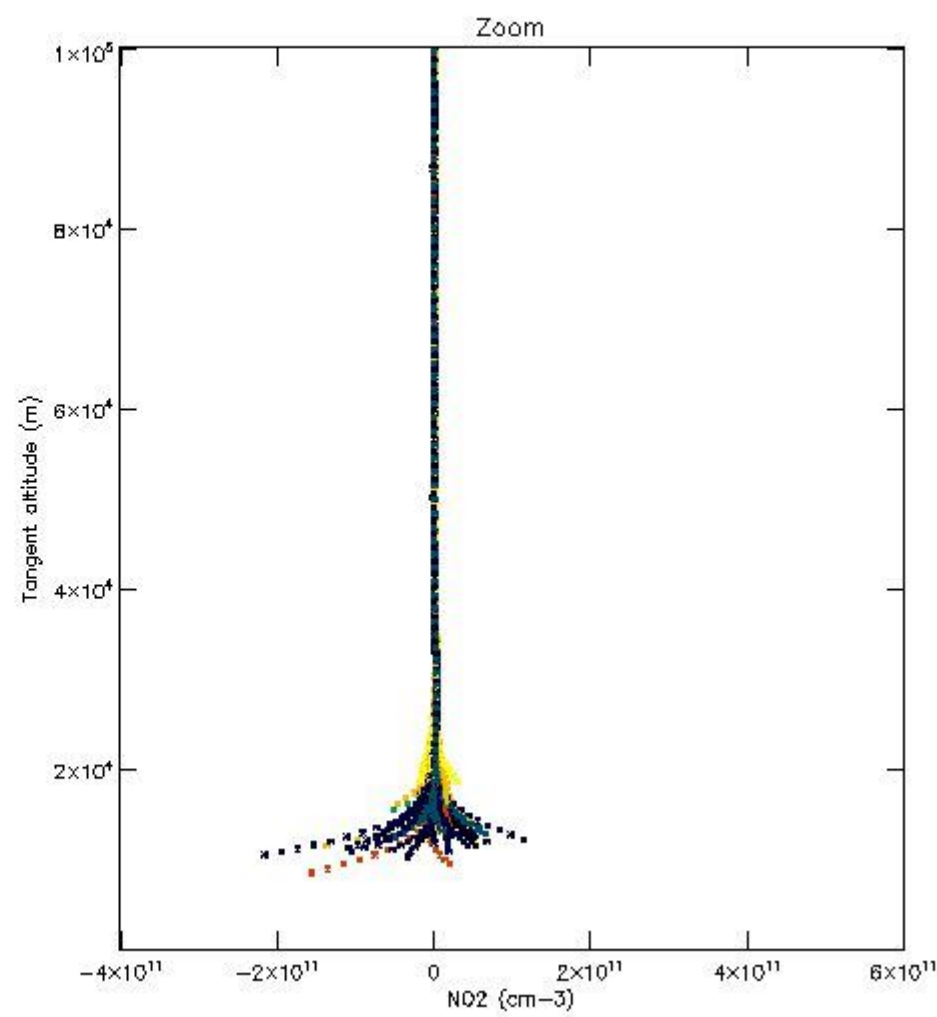
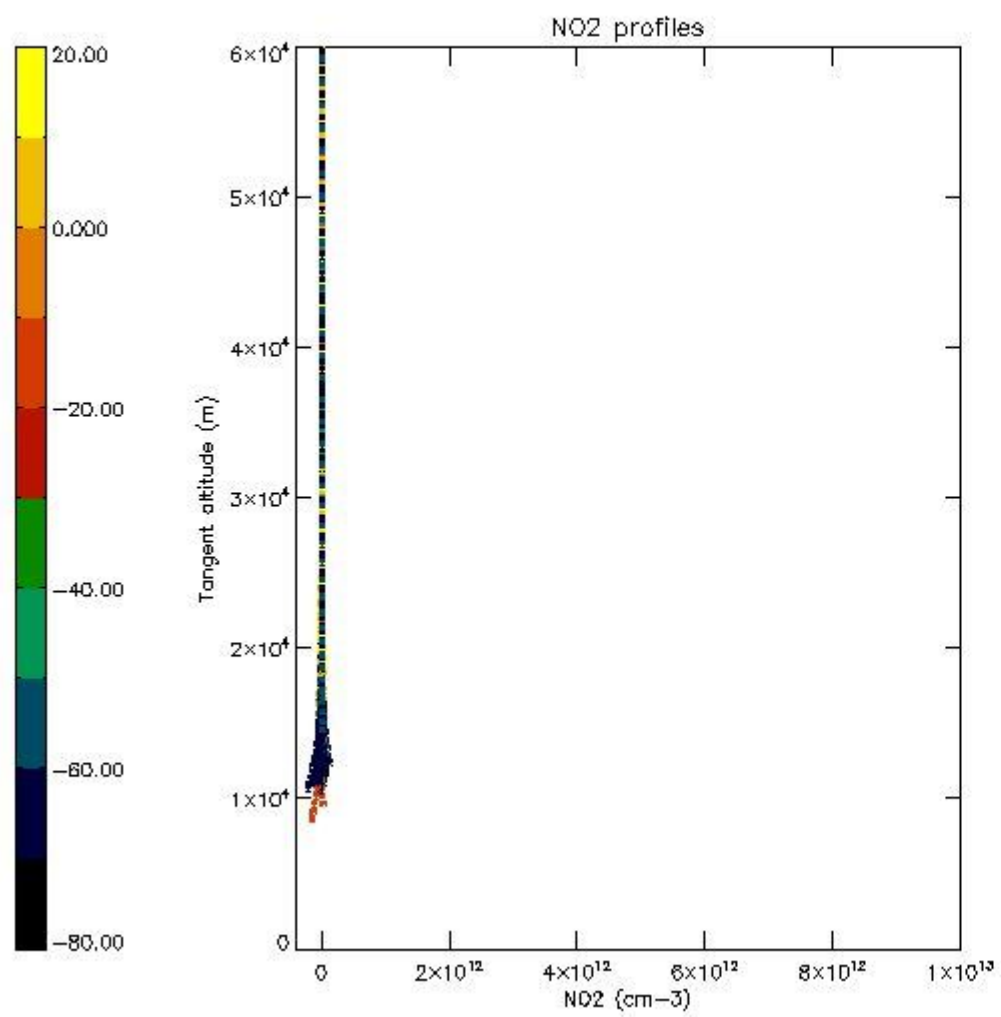
5.5 Plot ozone profiles where STD < 5% (dark without errors)

The colorbar represents the latitude.



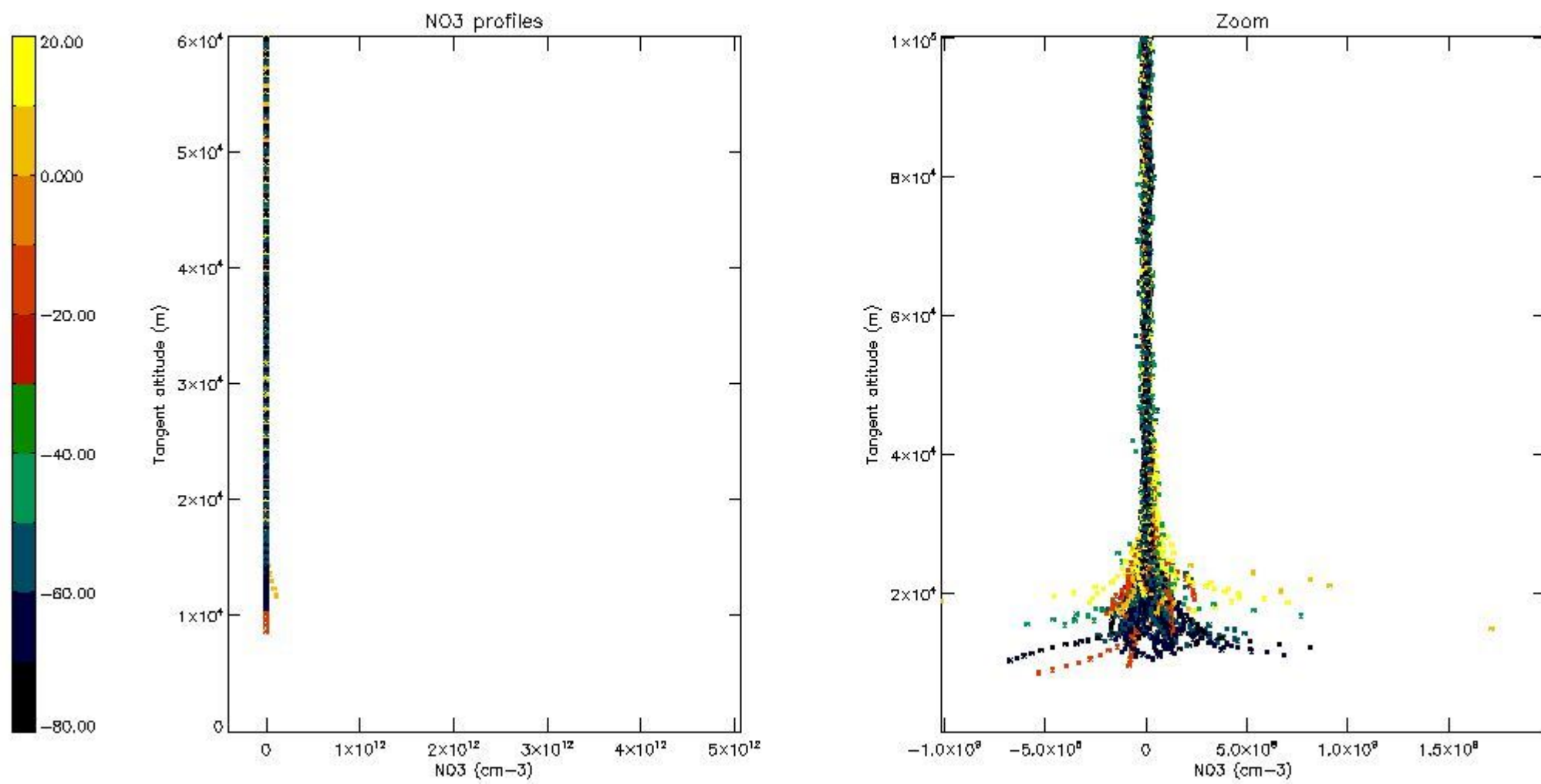
5.6 Plot NO₂ profiles for all STD (dark without errors)

The colorbar represents the latitude.



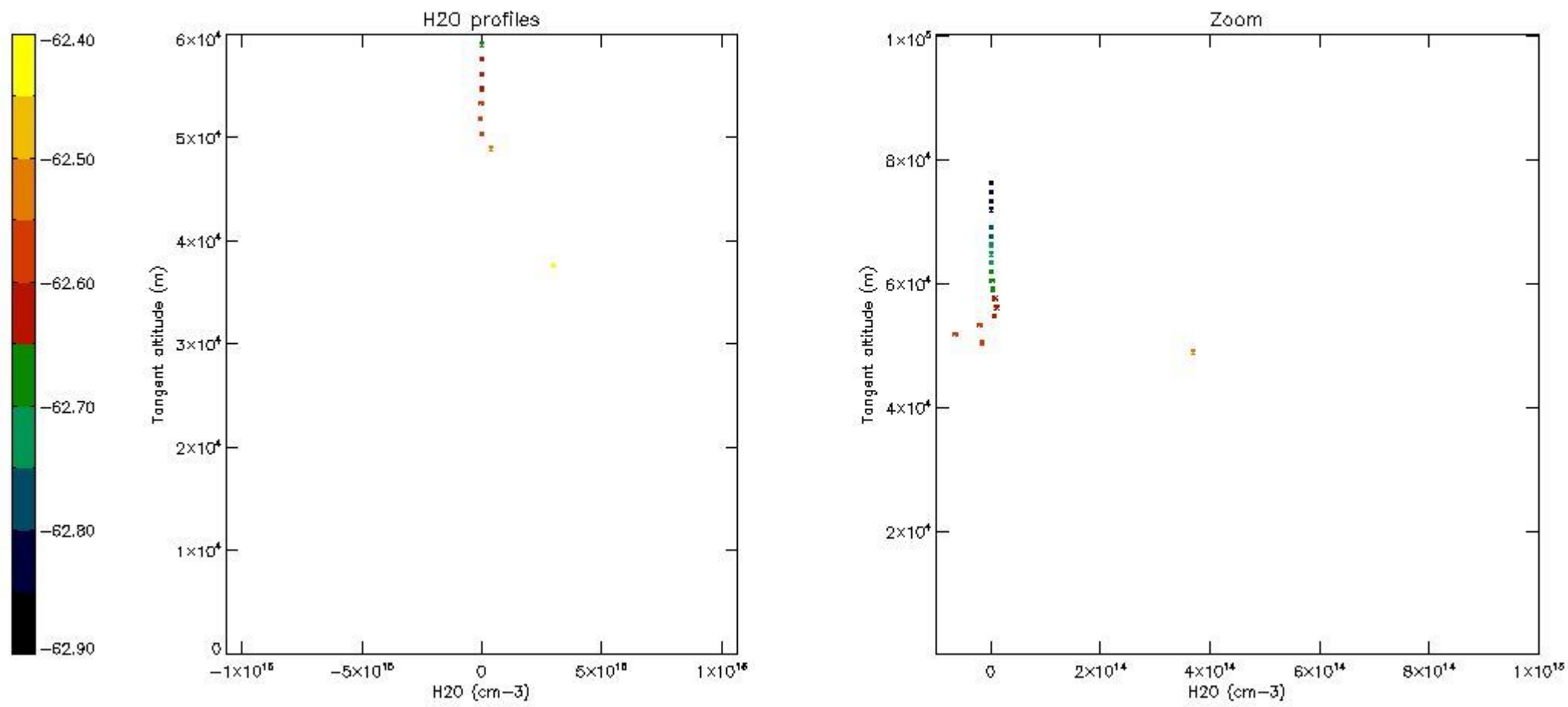
5.7 Plot NO3 profiles for all STD (dark without errors)

The colorbar represents the latitude.



5.8 Plot H₂O profiles for all STD (only for occultations of stars 1,2,3,4,13,14,16,26,63 dark without errors)

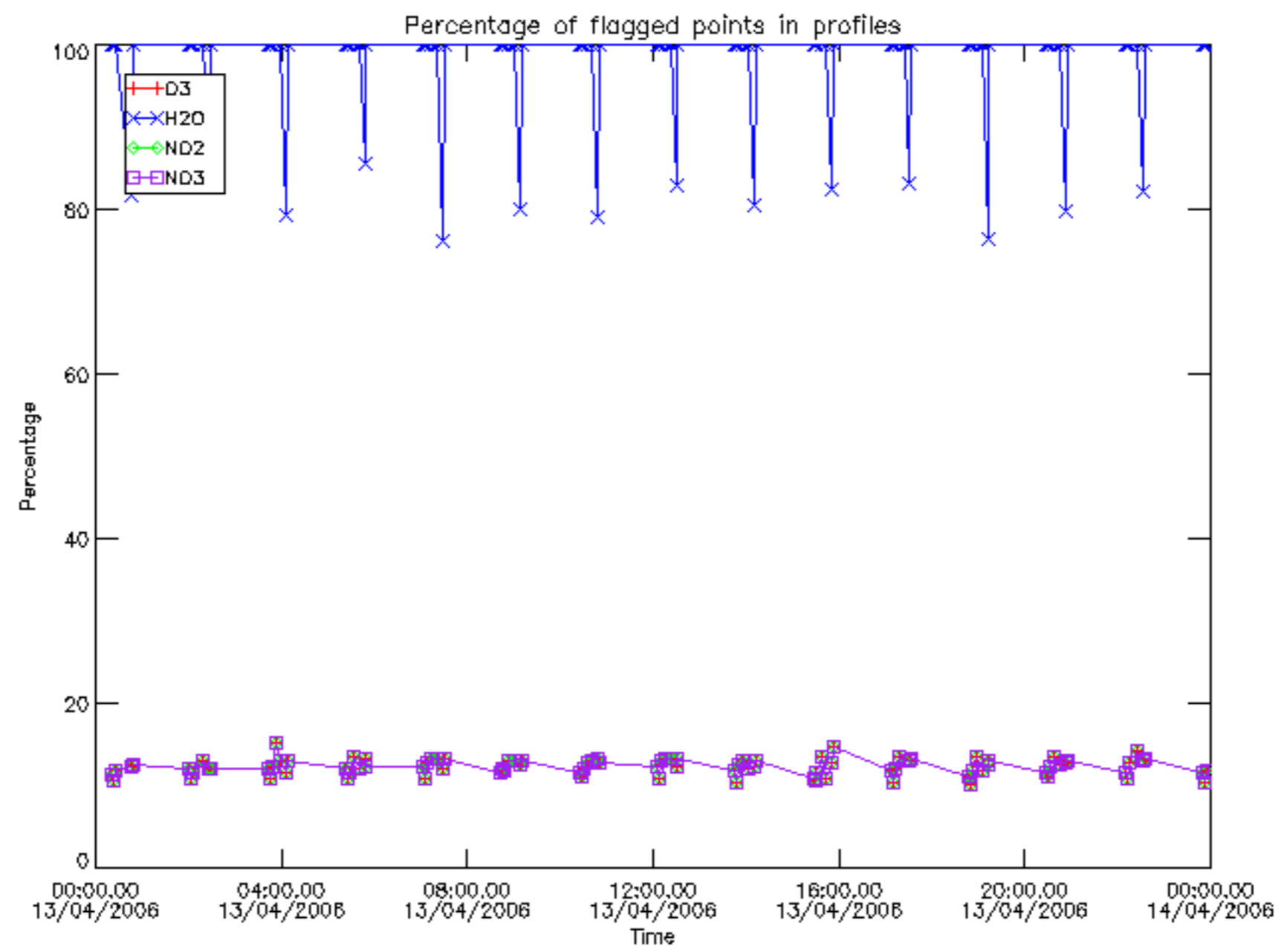
The colorbar represents the latitude.



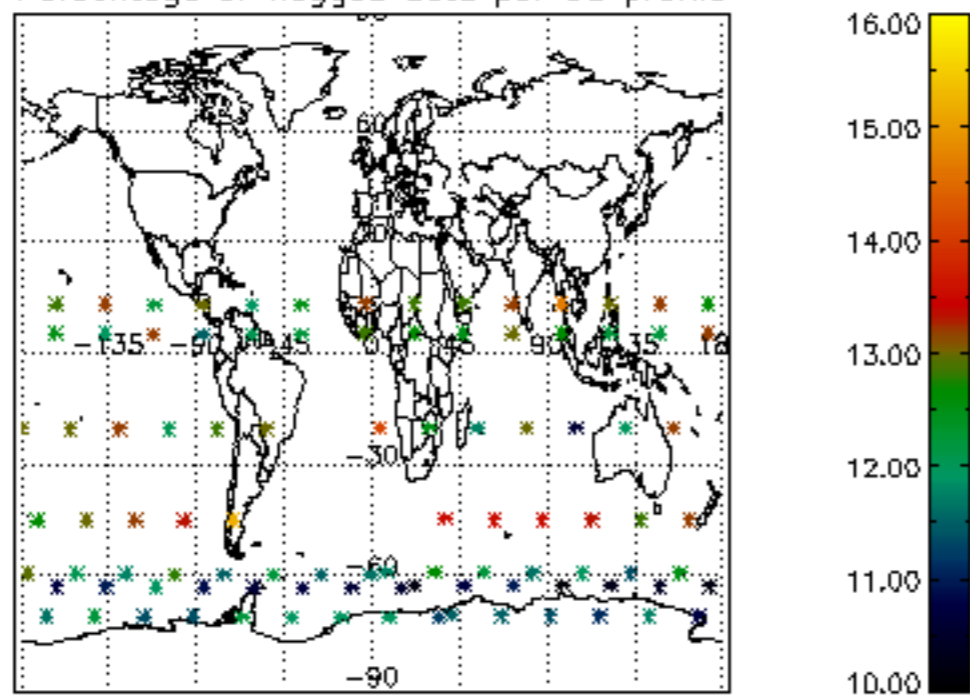
6. Auxiliary Data Files used for the production reported in section 2

The number reported in the third column indicates since which file (see list in section 2) the corresponding auxiliary file has been used. The fourth column is the date of those product files.

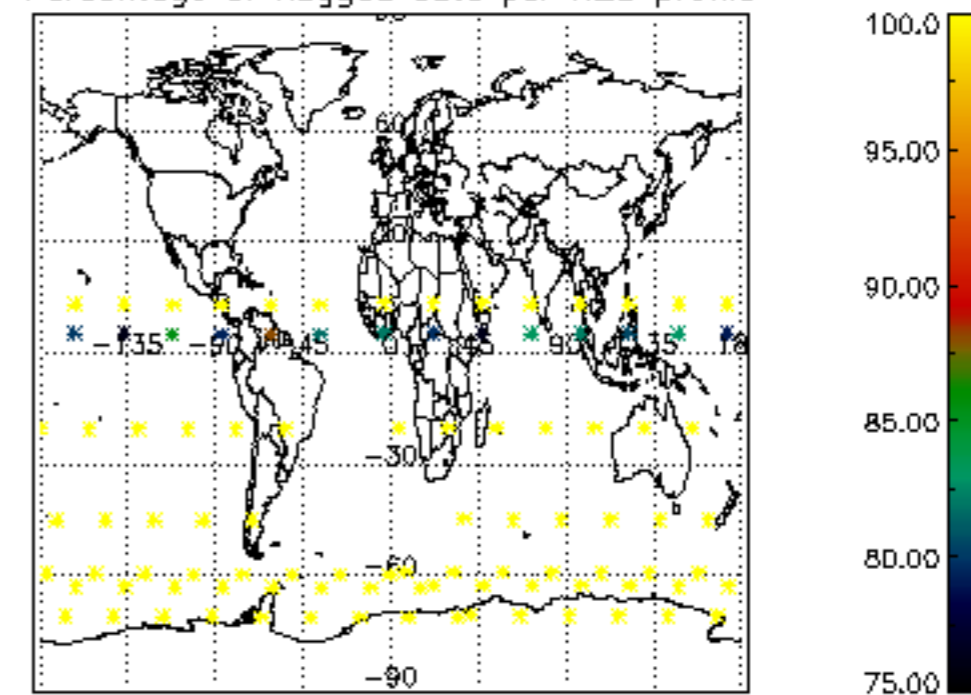
Type	Auxiliary Filename	Used since product	Used since product date
INST_PHYS_CHARACTERISTICS	GOM_INS_AXVIEC20091111_143220_20030716_120000_20500101_000000	1	13-APR-2006 00:01:45
LEVEL-2_PROC_CONFIG	GOM_PR2_AXVIEC20091111_152718_20020301_000000_20500101_000000	1	13-APR-2006 00:01:45
CROSS_SECTIONS_FILE	GOM_CRS_AXVIEC20091111_154832_20020301_000000_20500101_000000	1	13-APR-2006 00:01:45



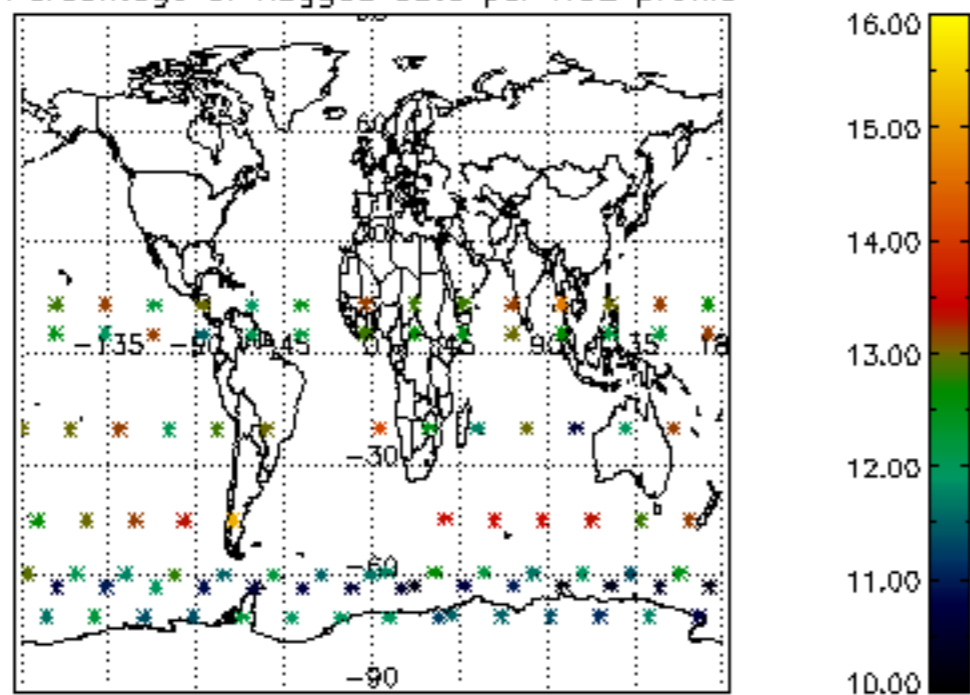
Percentage of flagged data per D3 profile



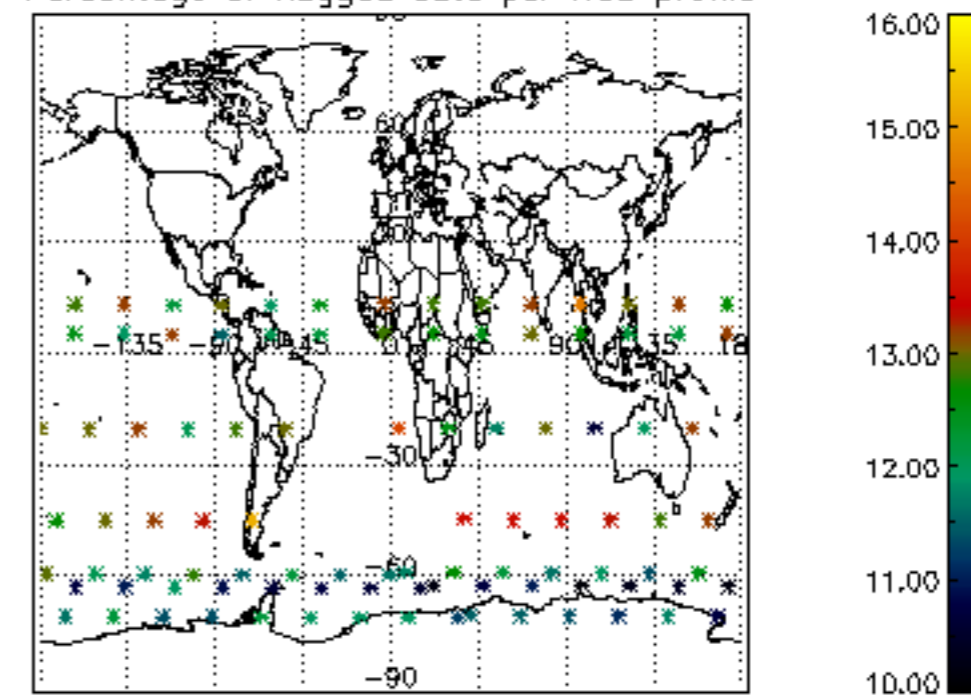
Percentage of flagged data per H2O profile

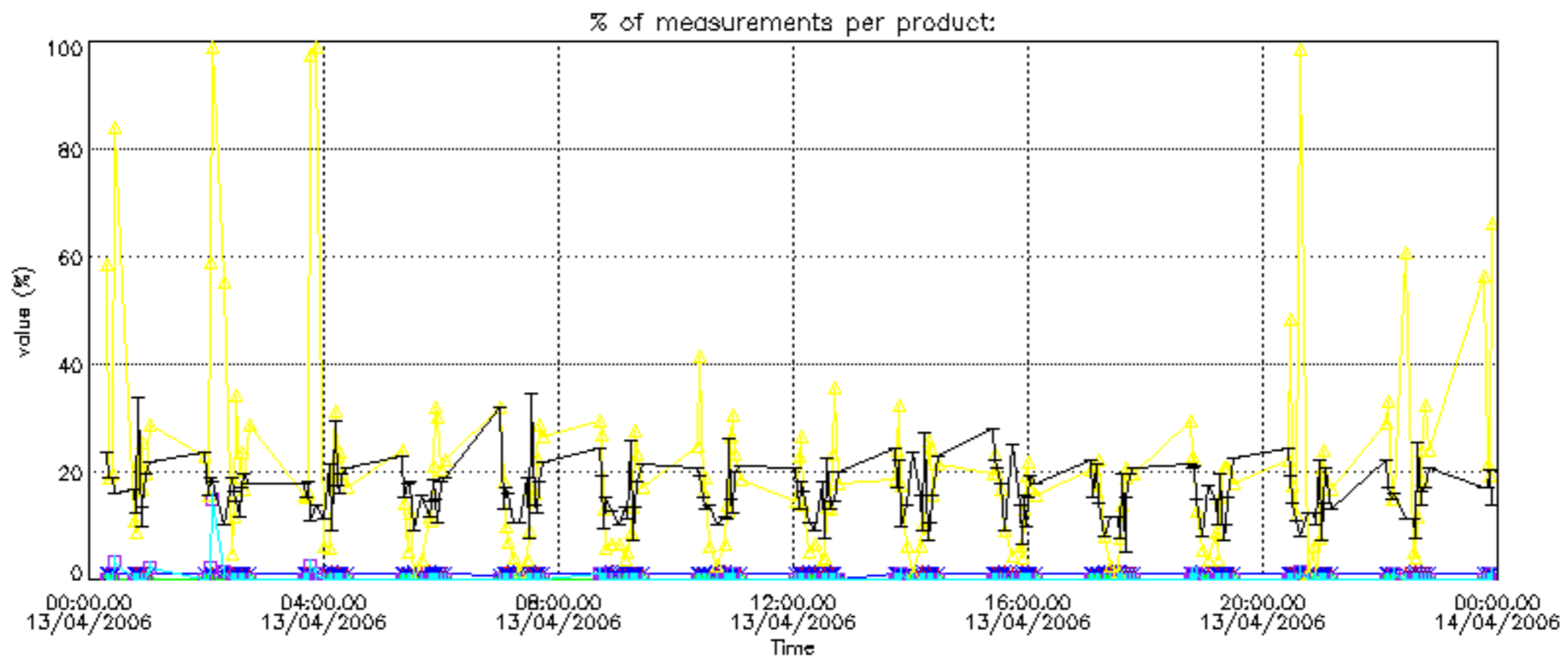


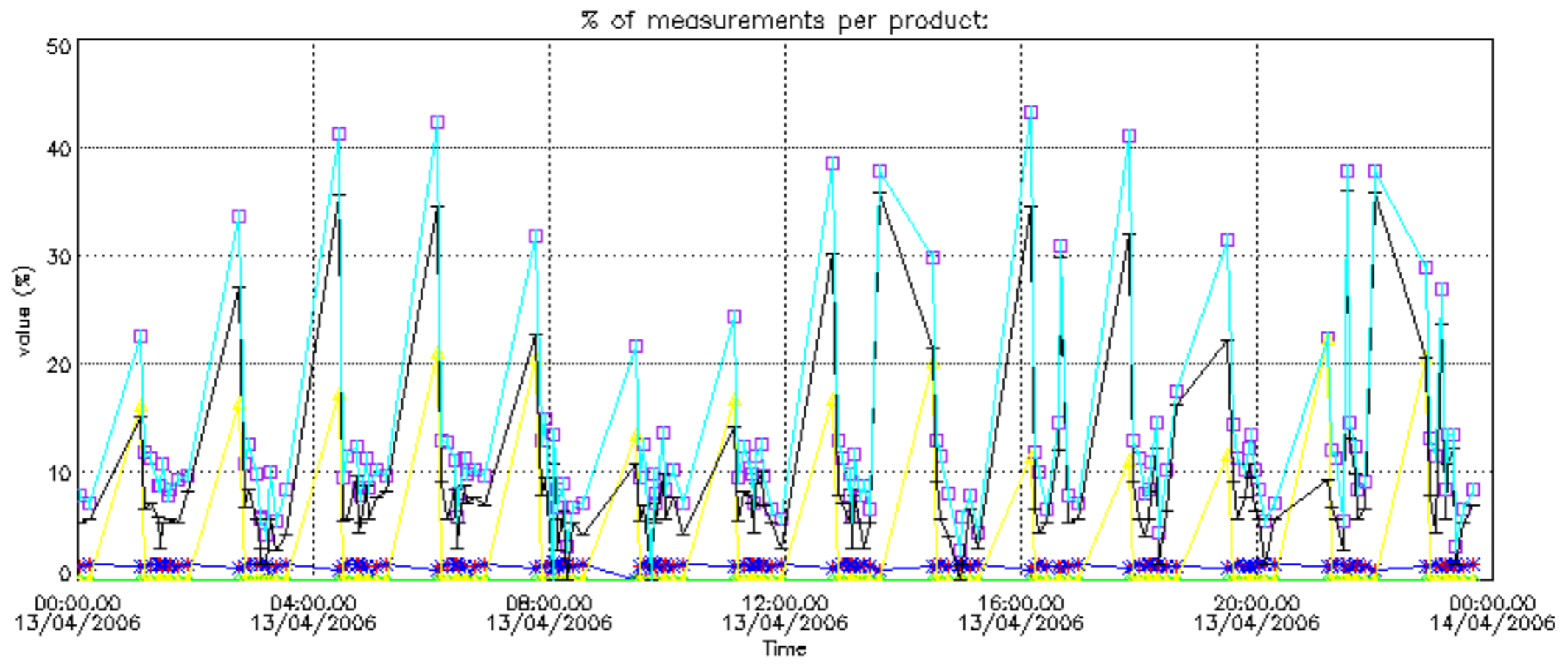
Percentage of flagged data per NO2 profile



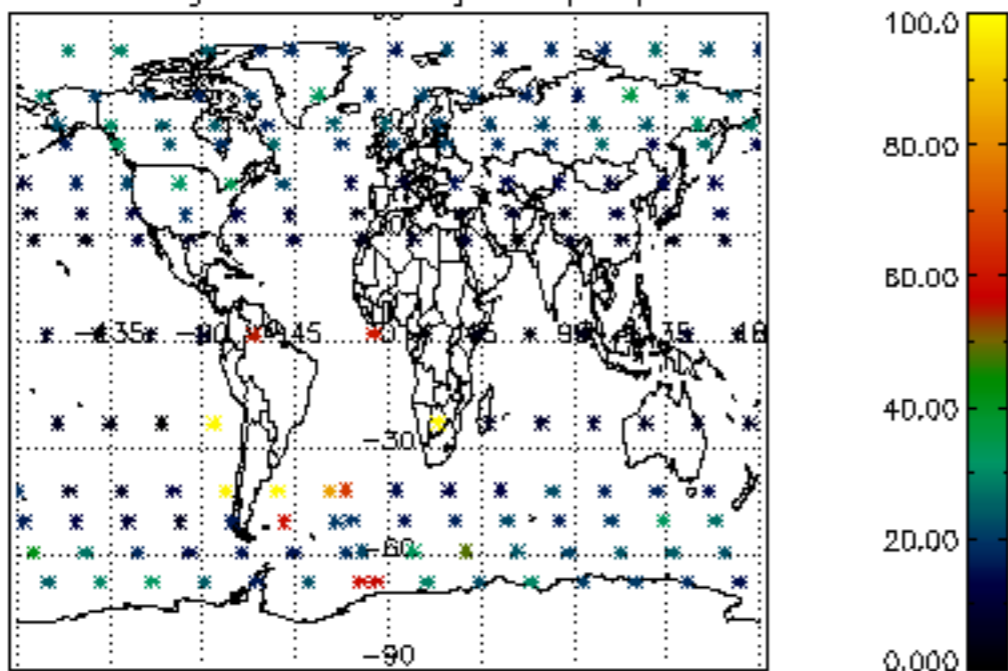
Percentage of flagged data per NO3 profile



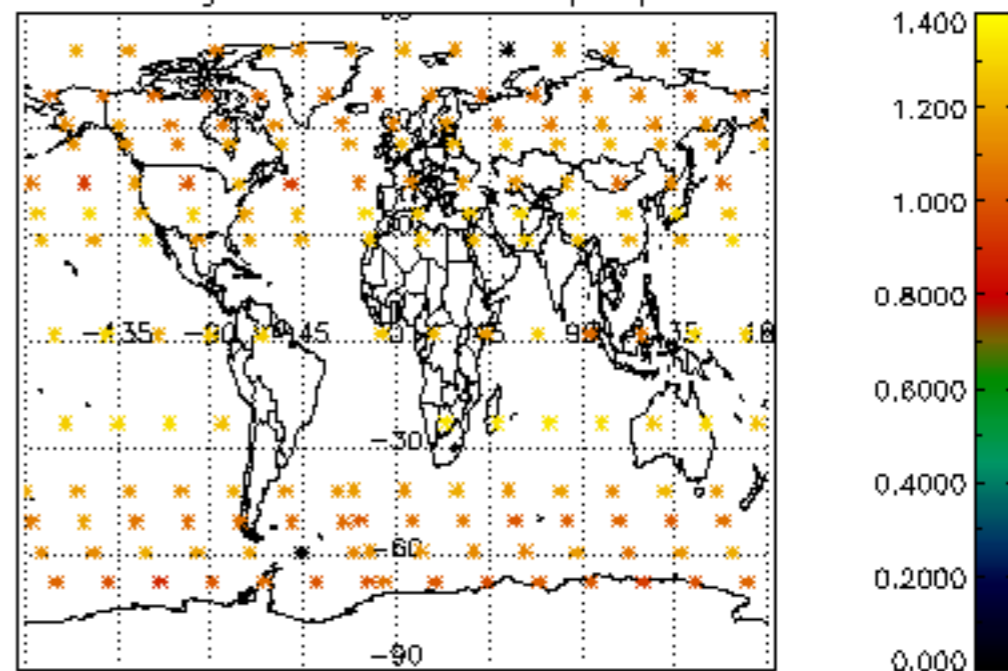




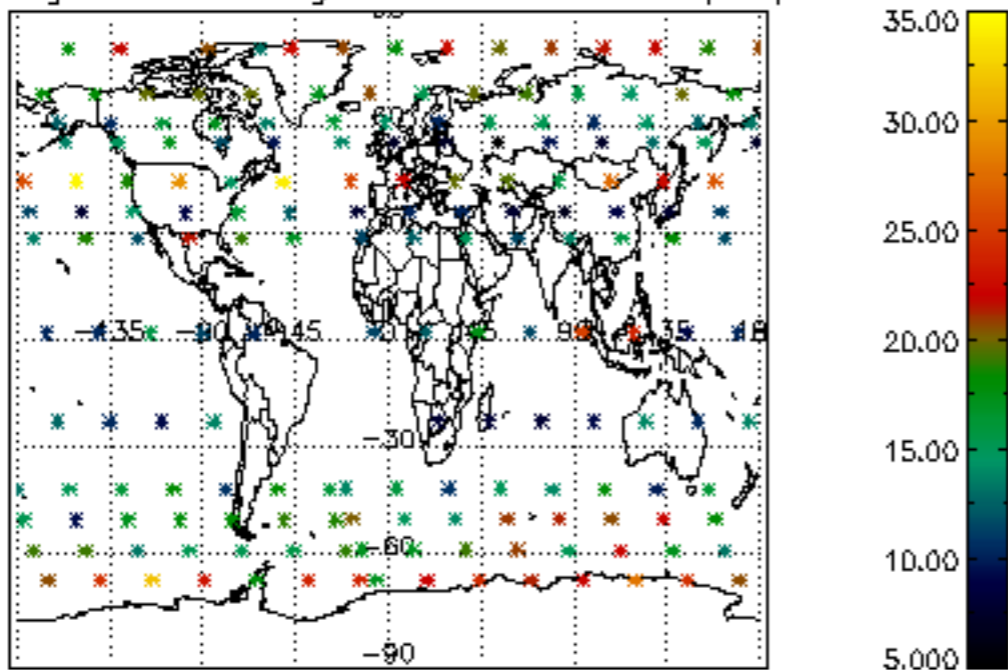
Percentage of cosmic ray hits per profile



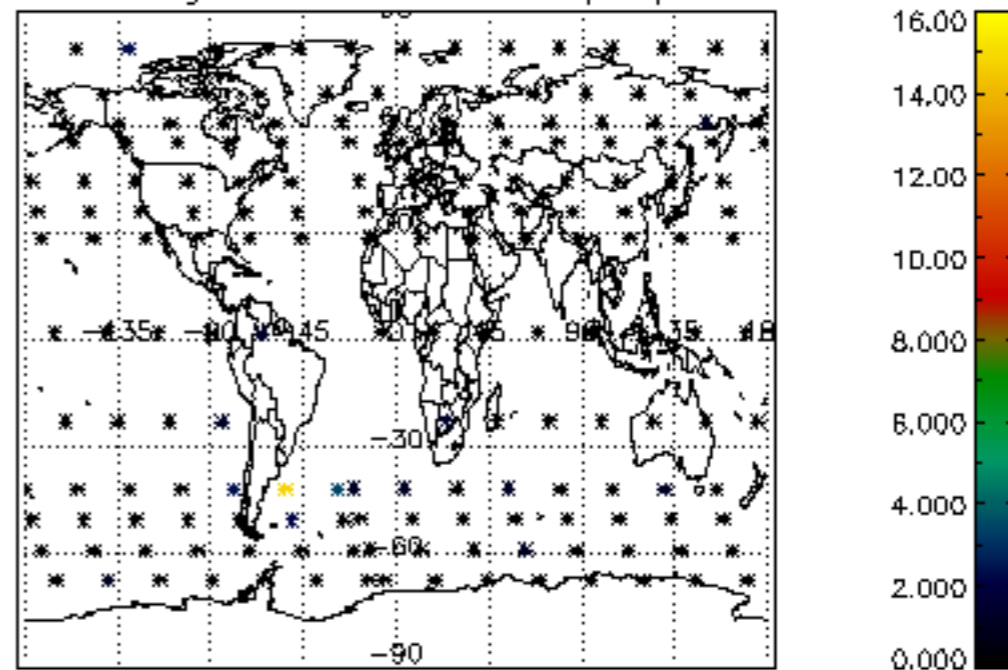
Percentage of datation errors per profile



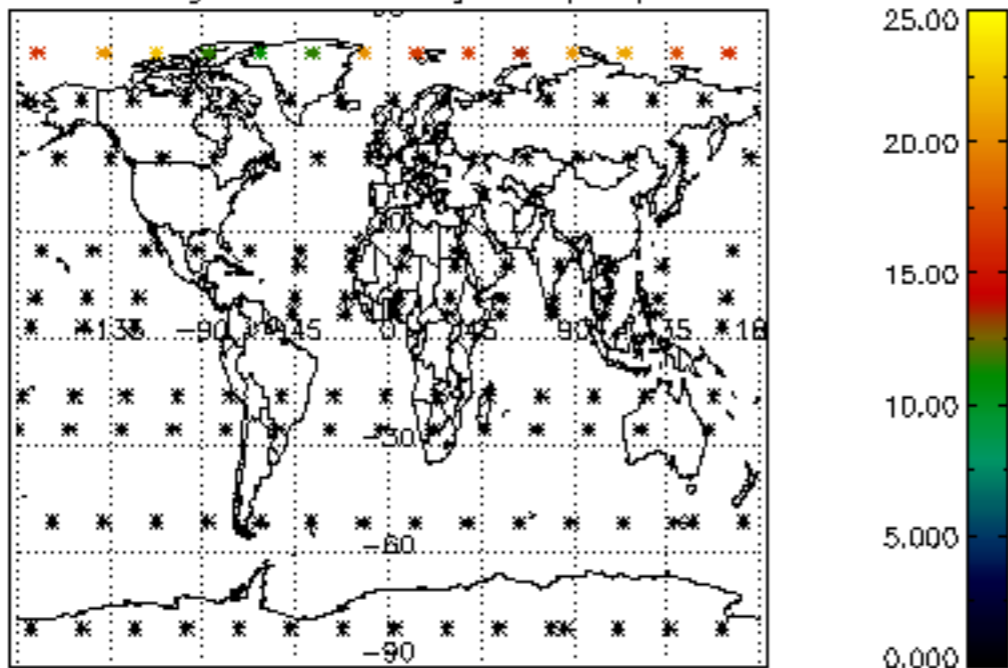
Percentage of star falling outside central band per profile



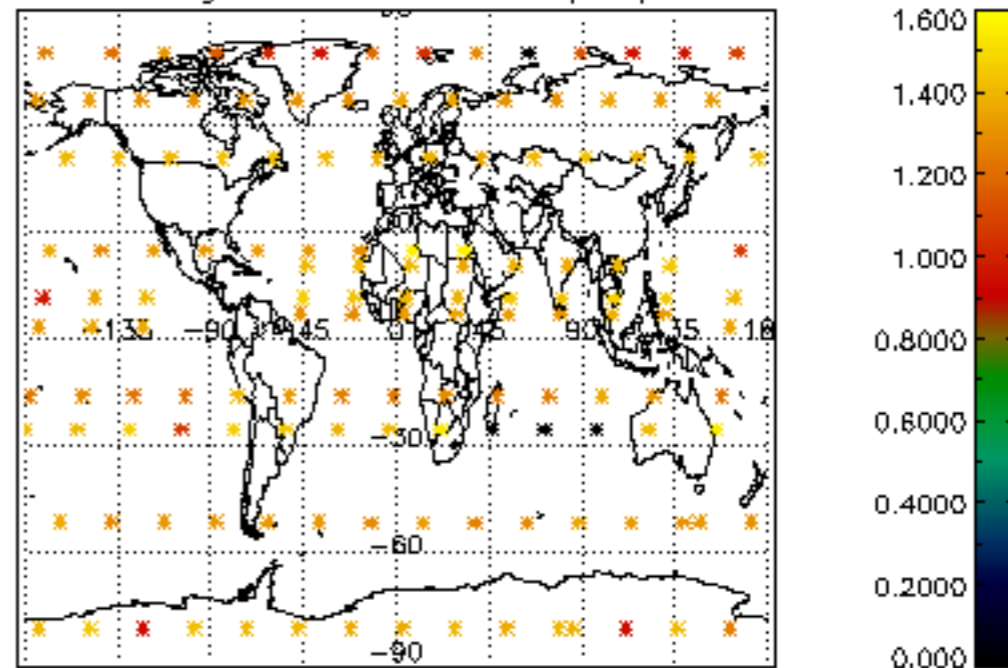
Percentage of saturation errors per profile



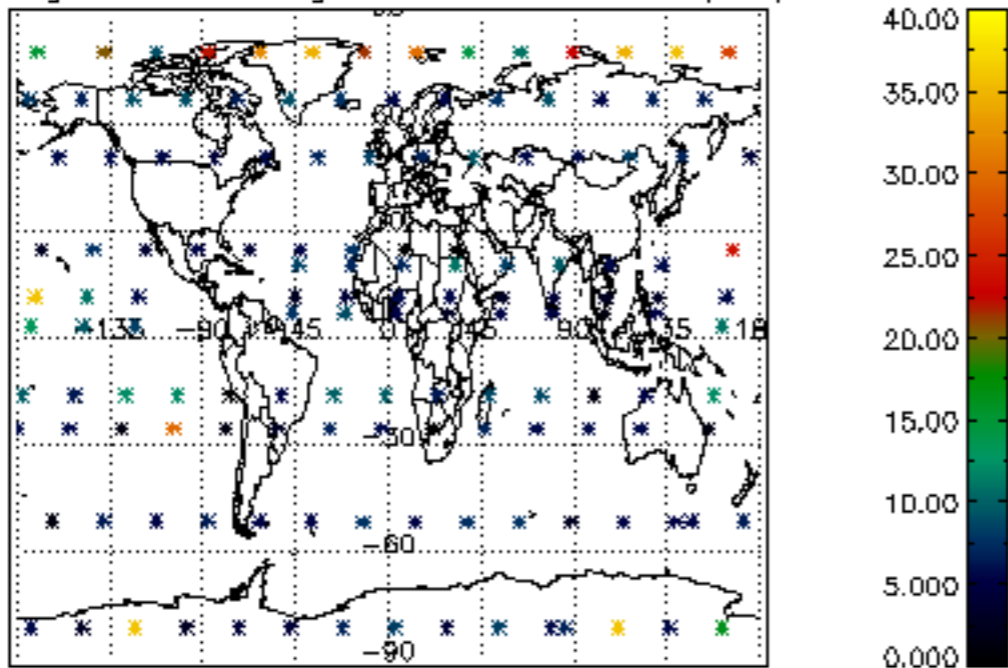
Percentage of cosmic ray hits per profile



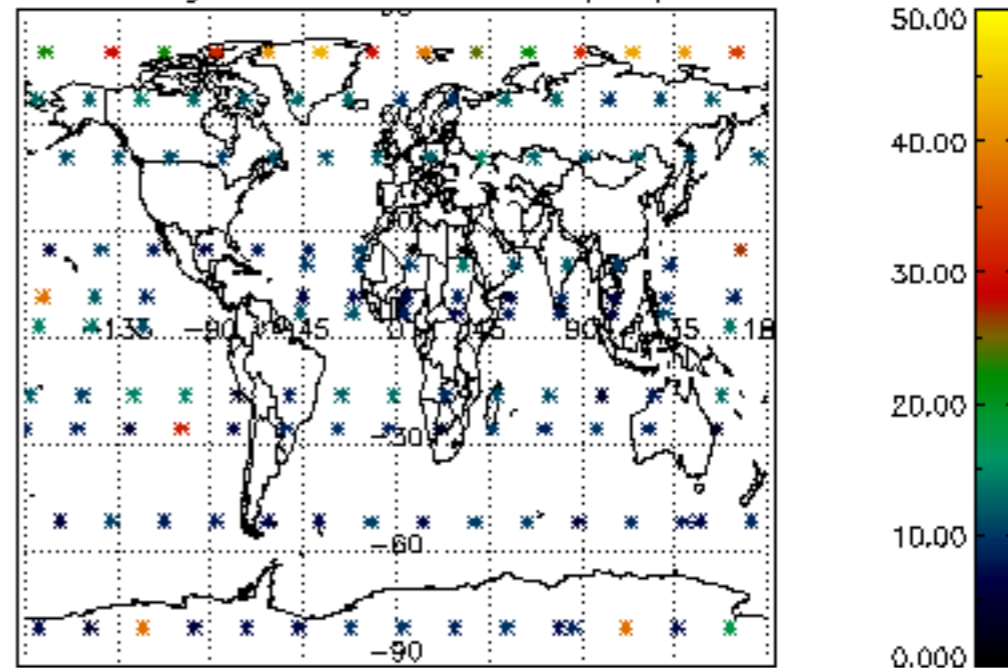
Percentage of datation errors per profile

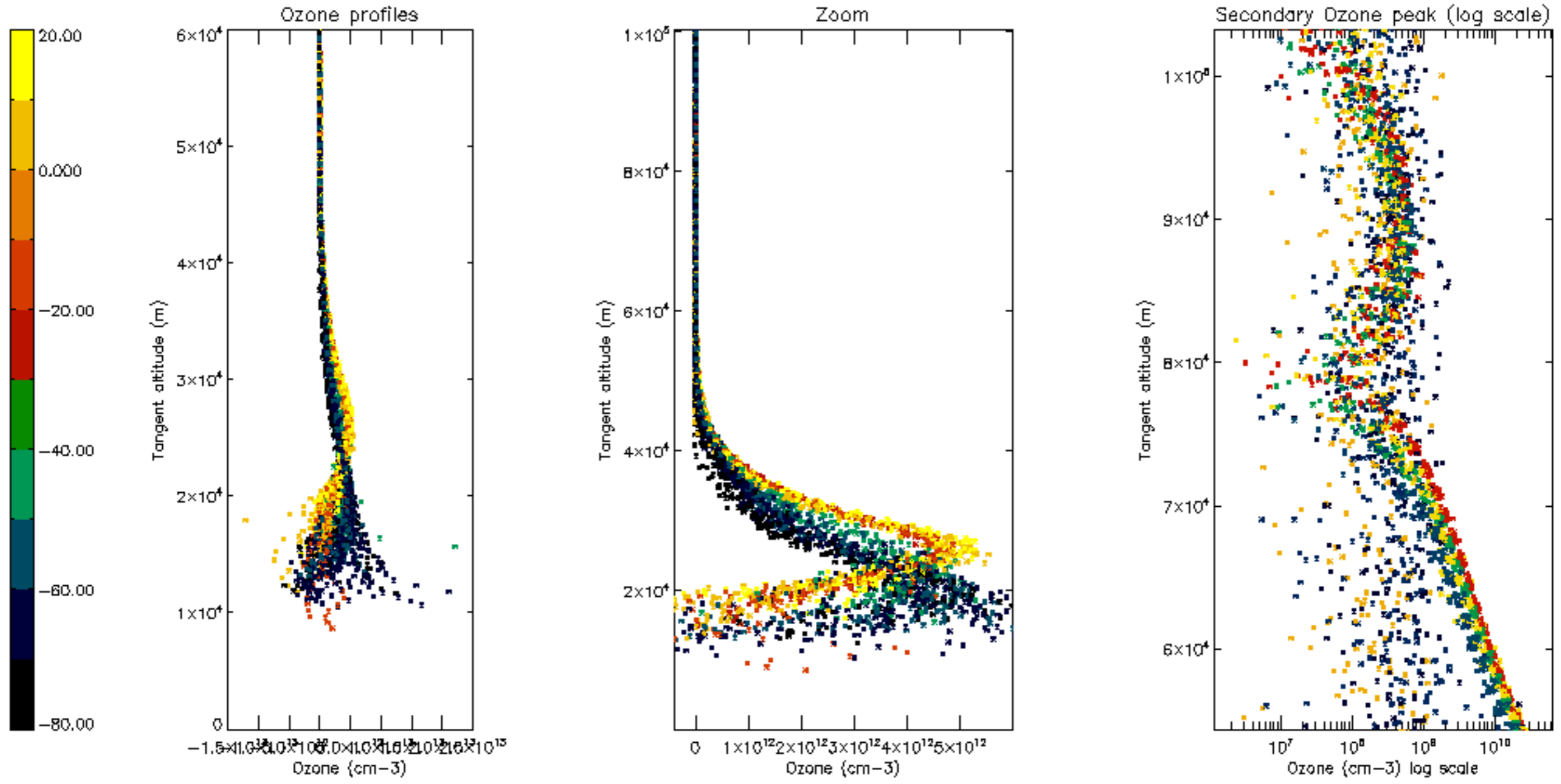


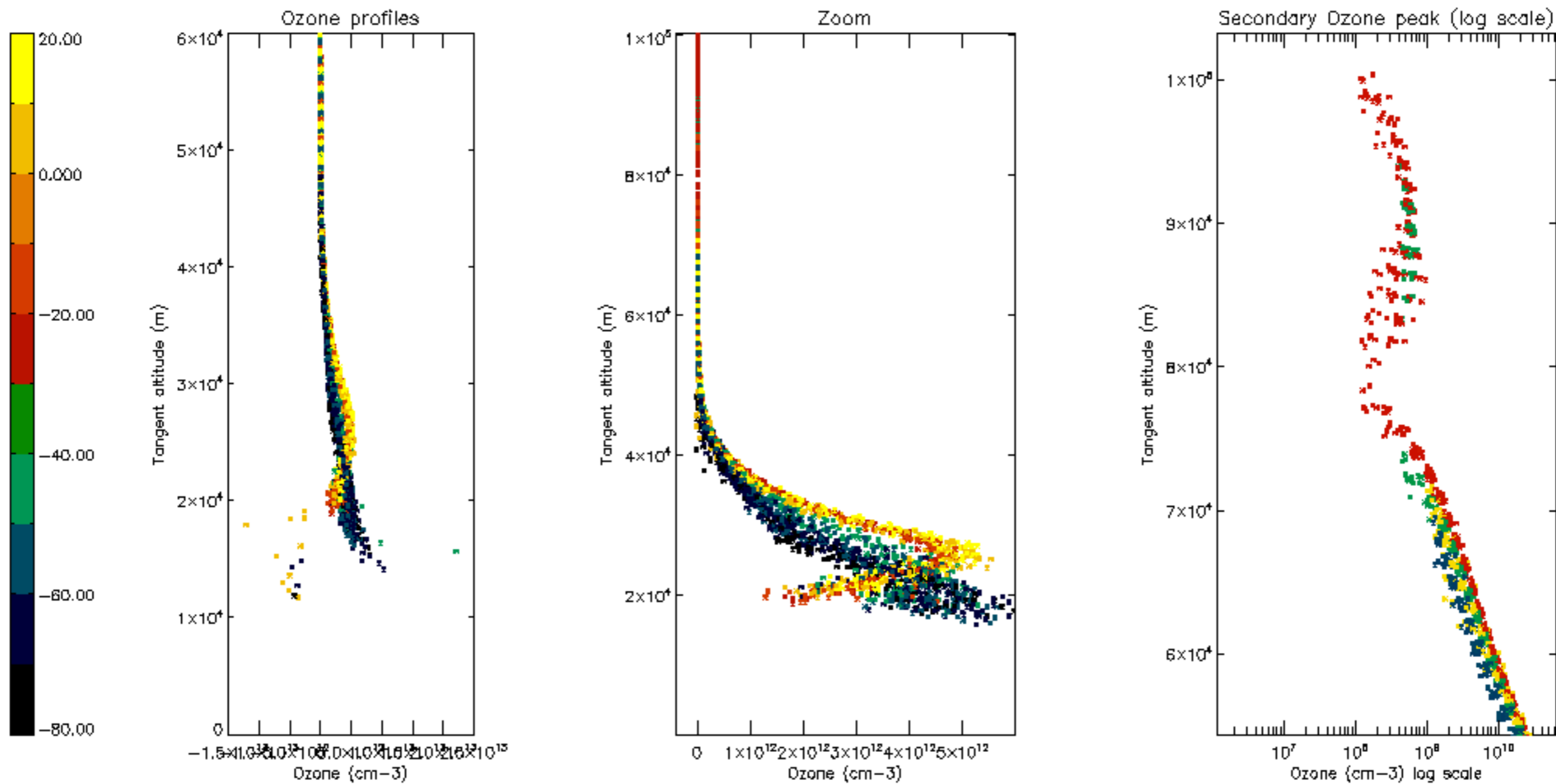
Percentage of star falling outside central band per profile

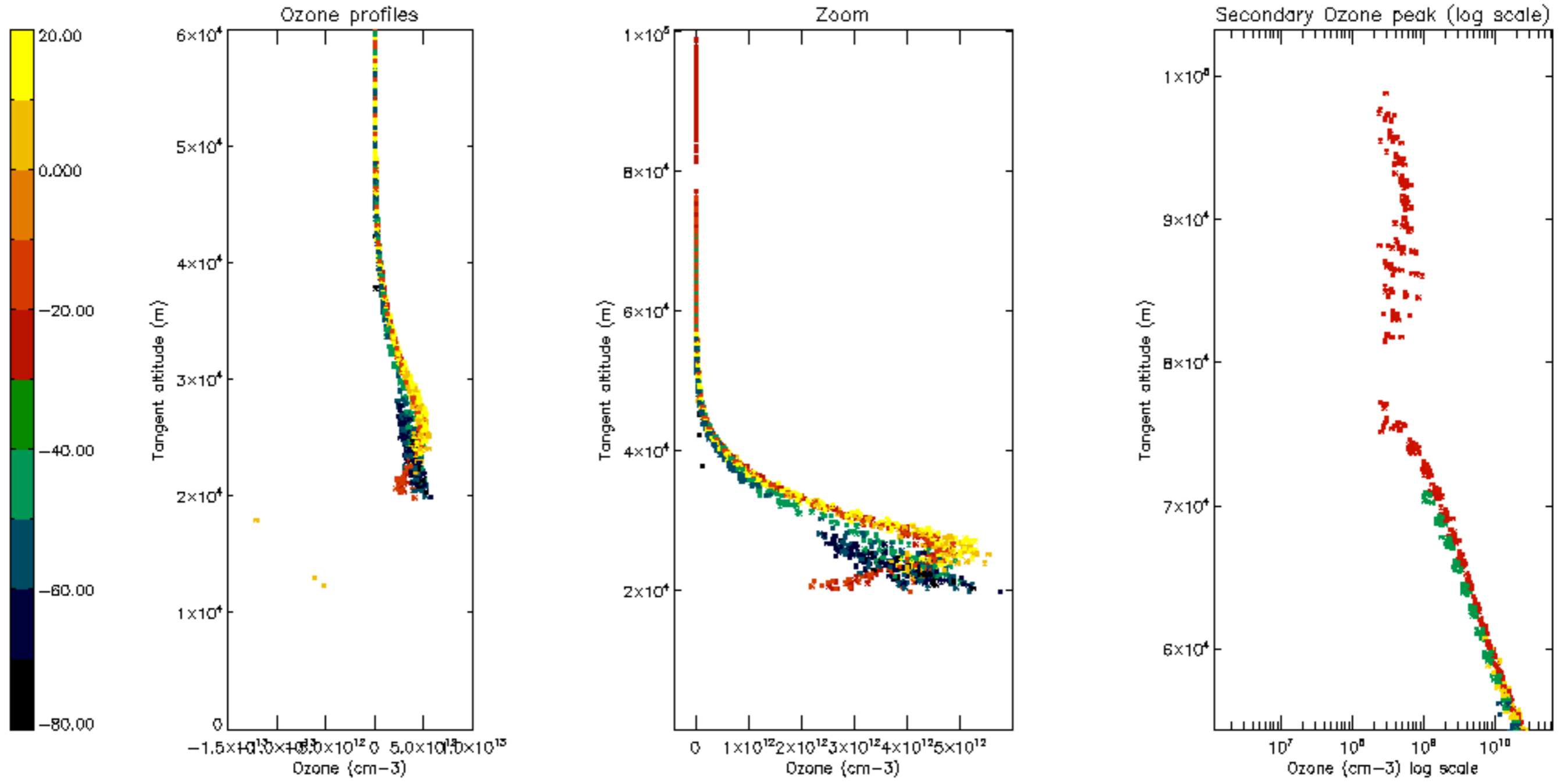


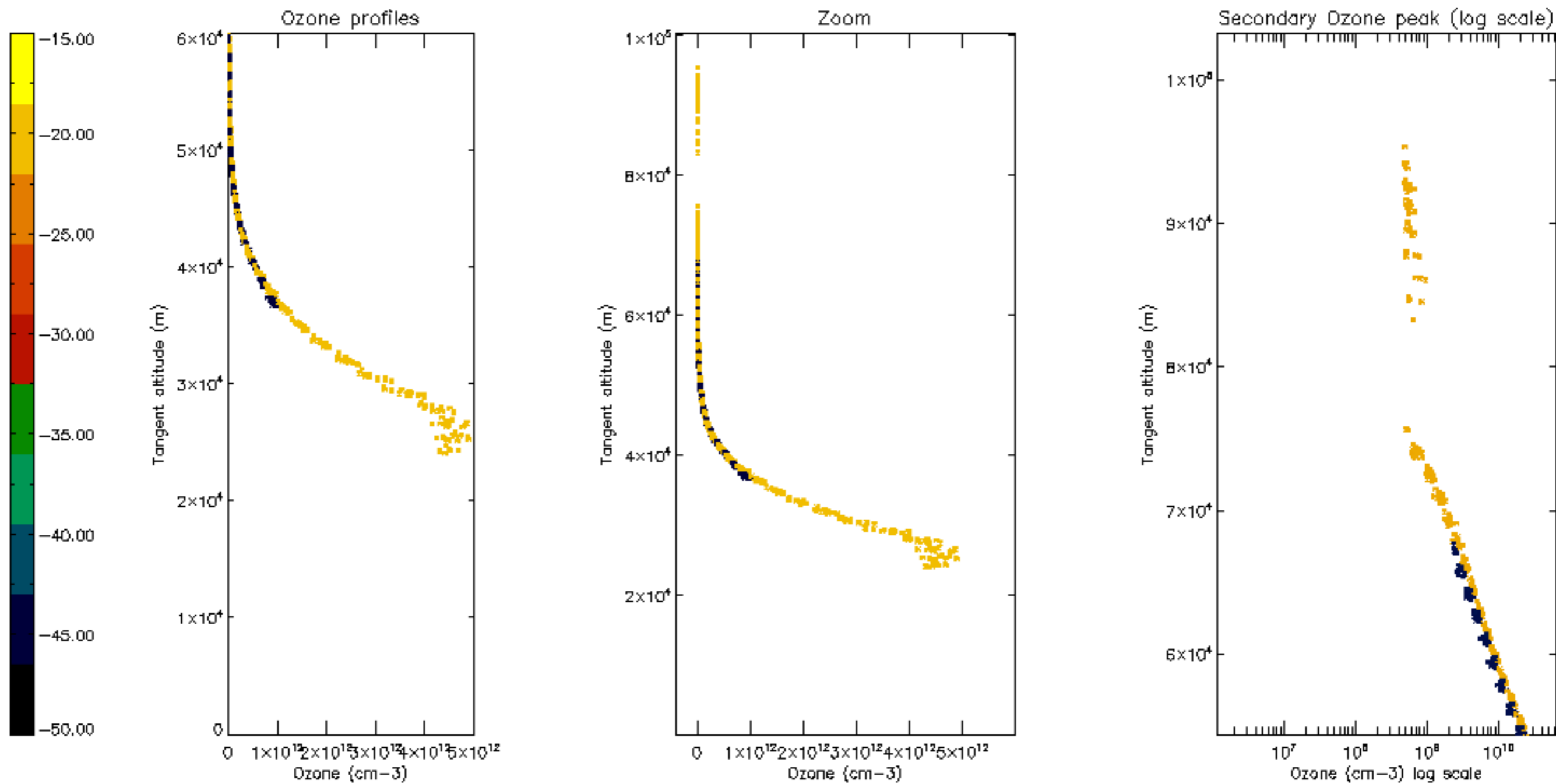
Percentage of saturation errors per profile

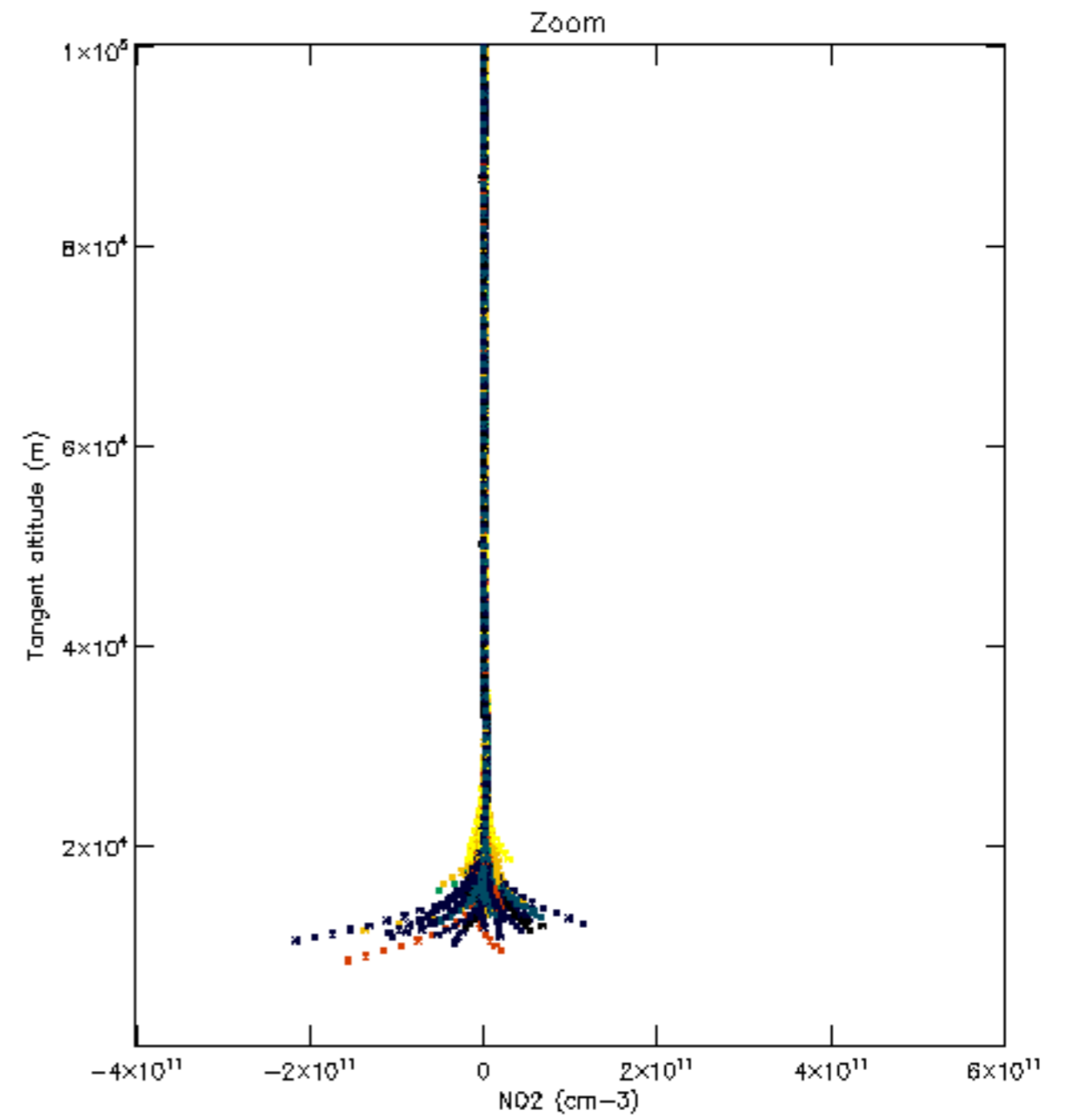
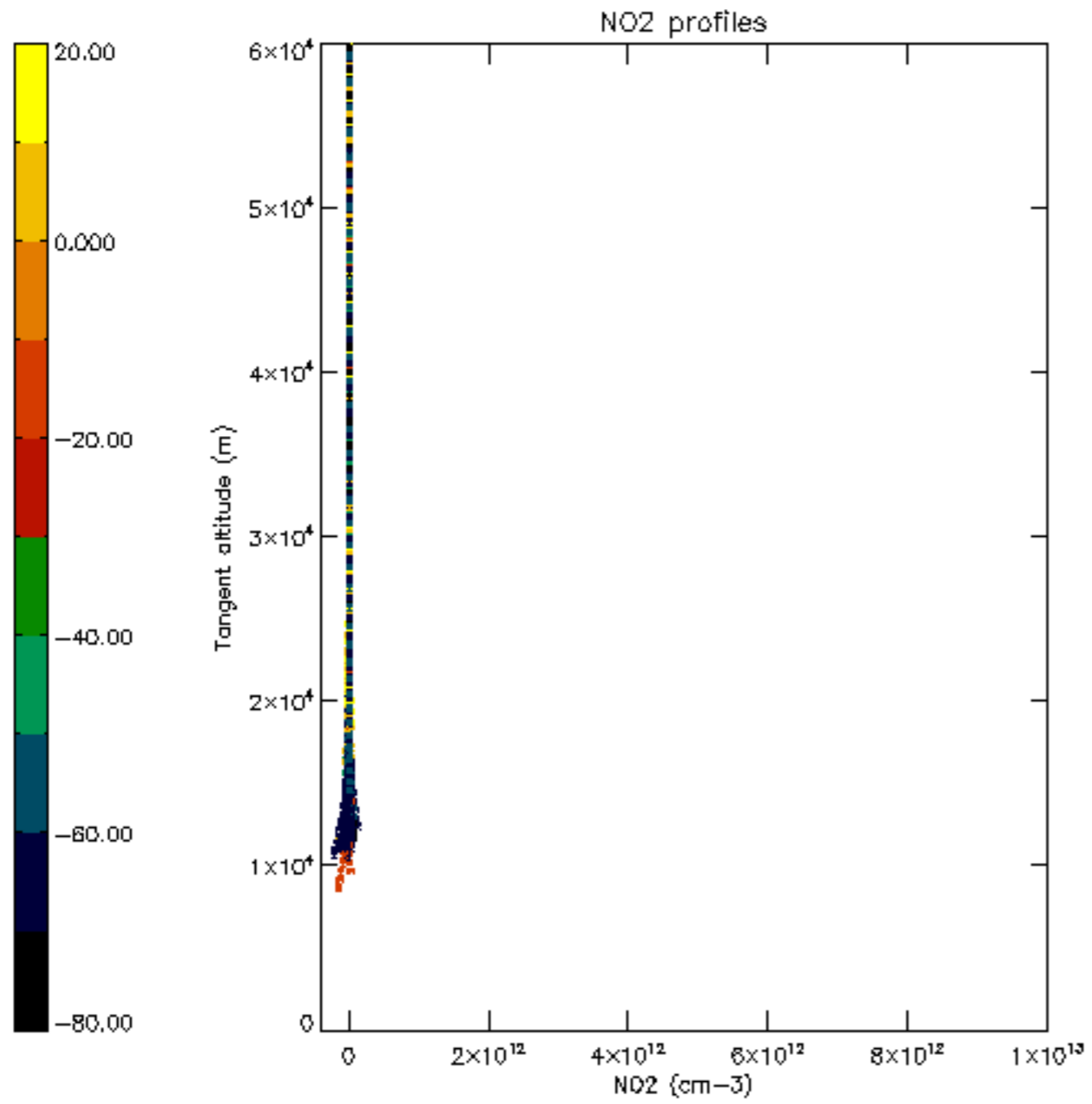


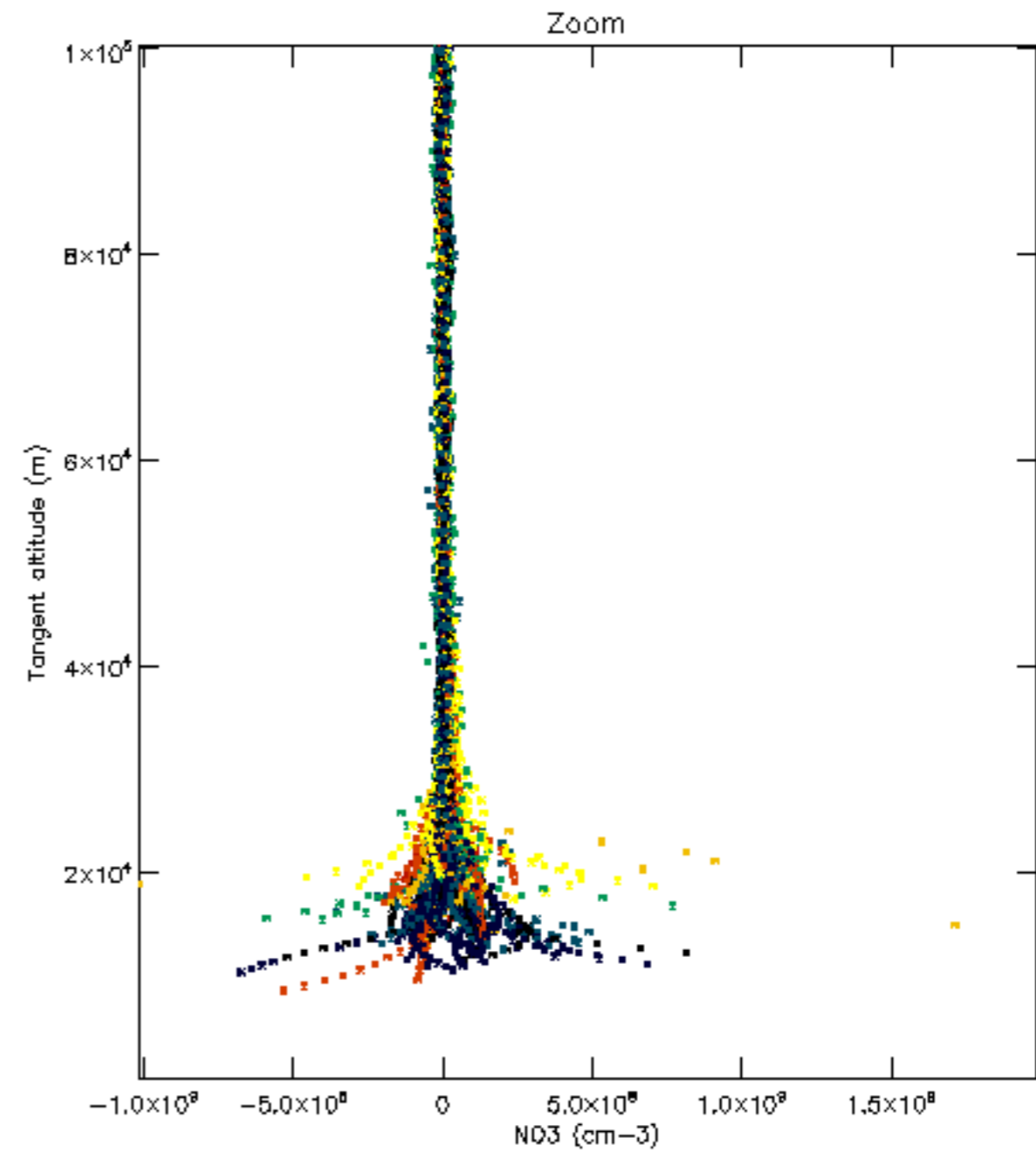
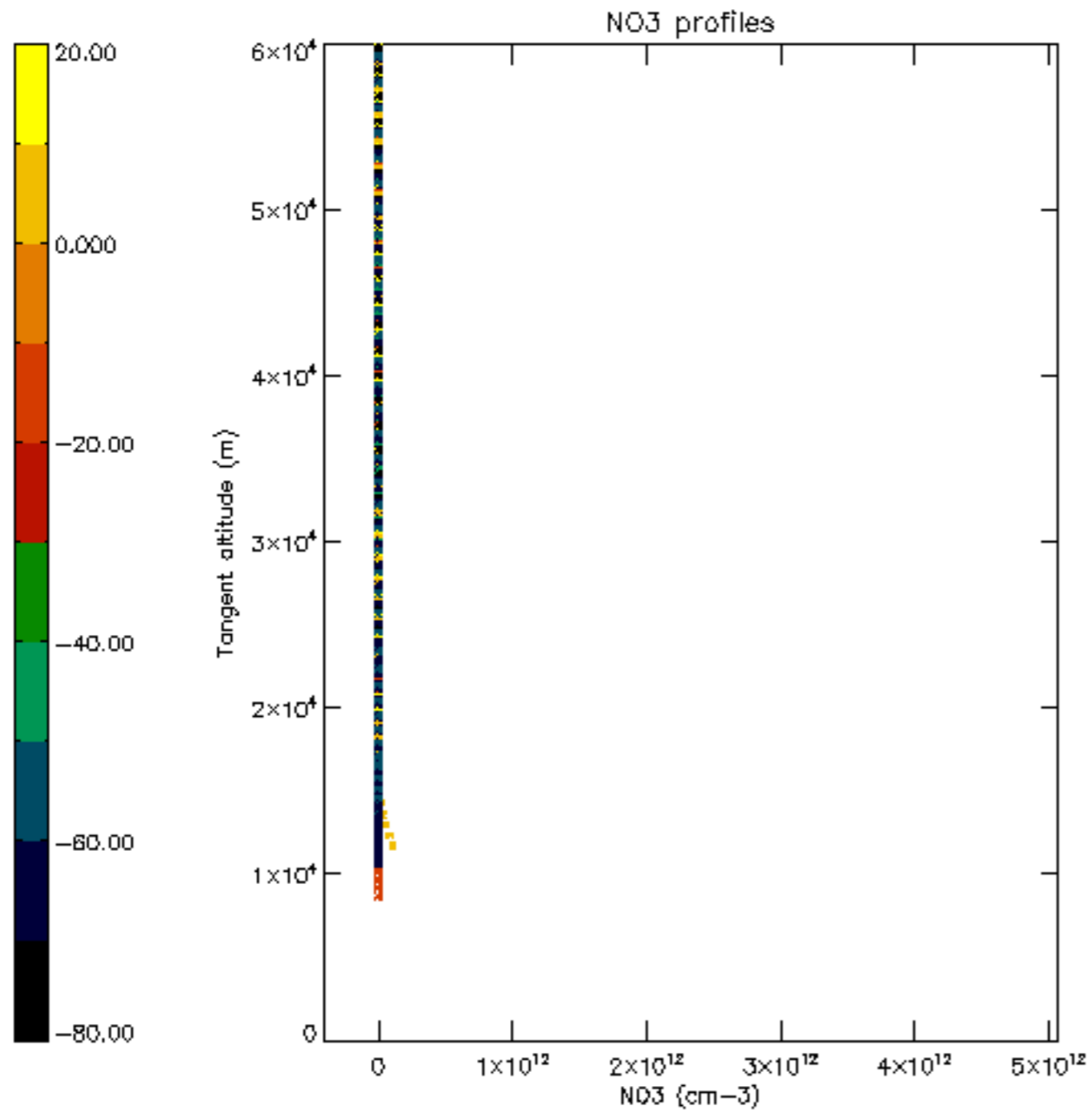


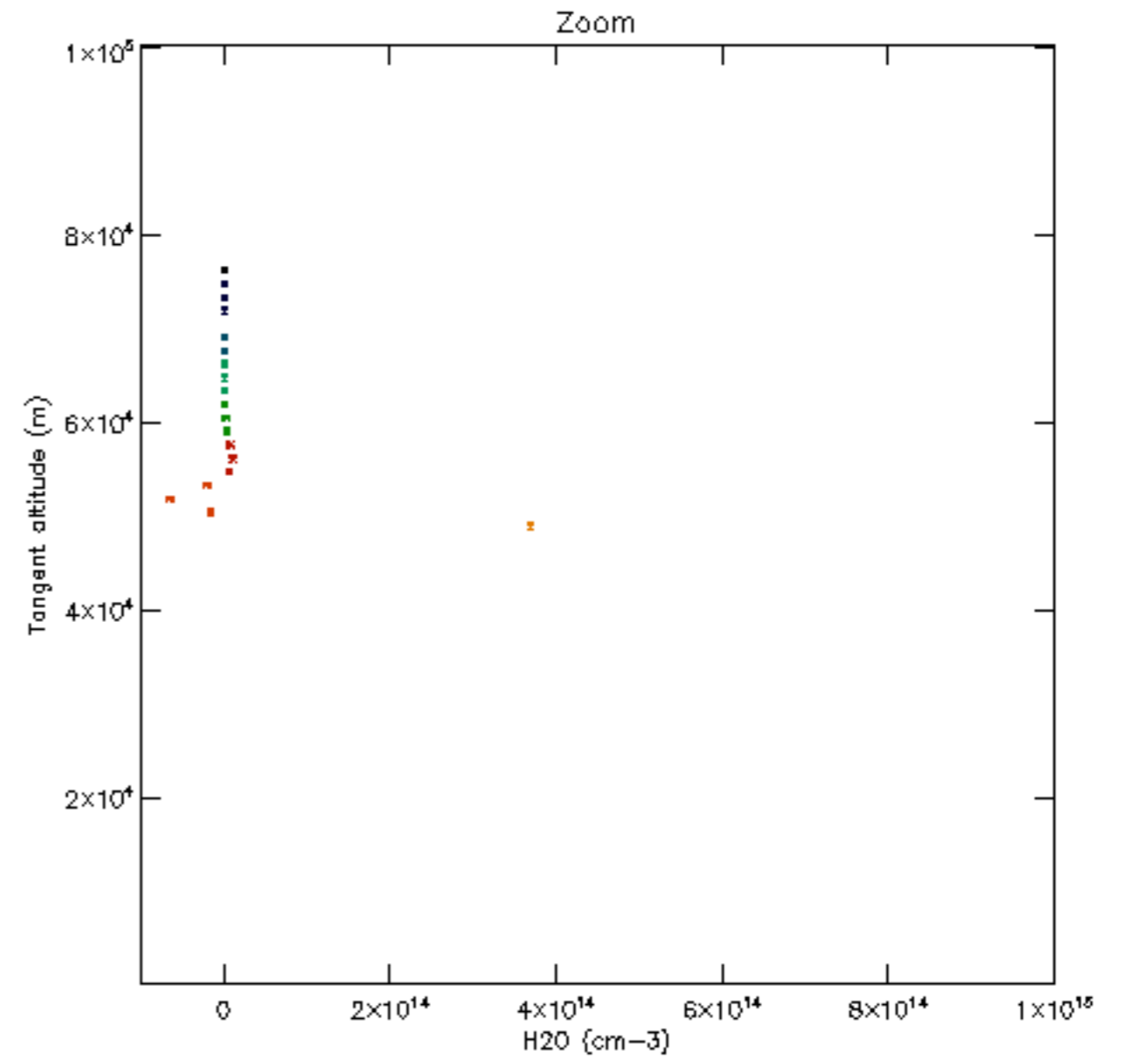
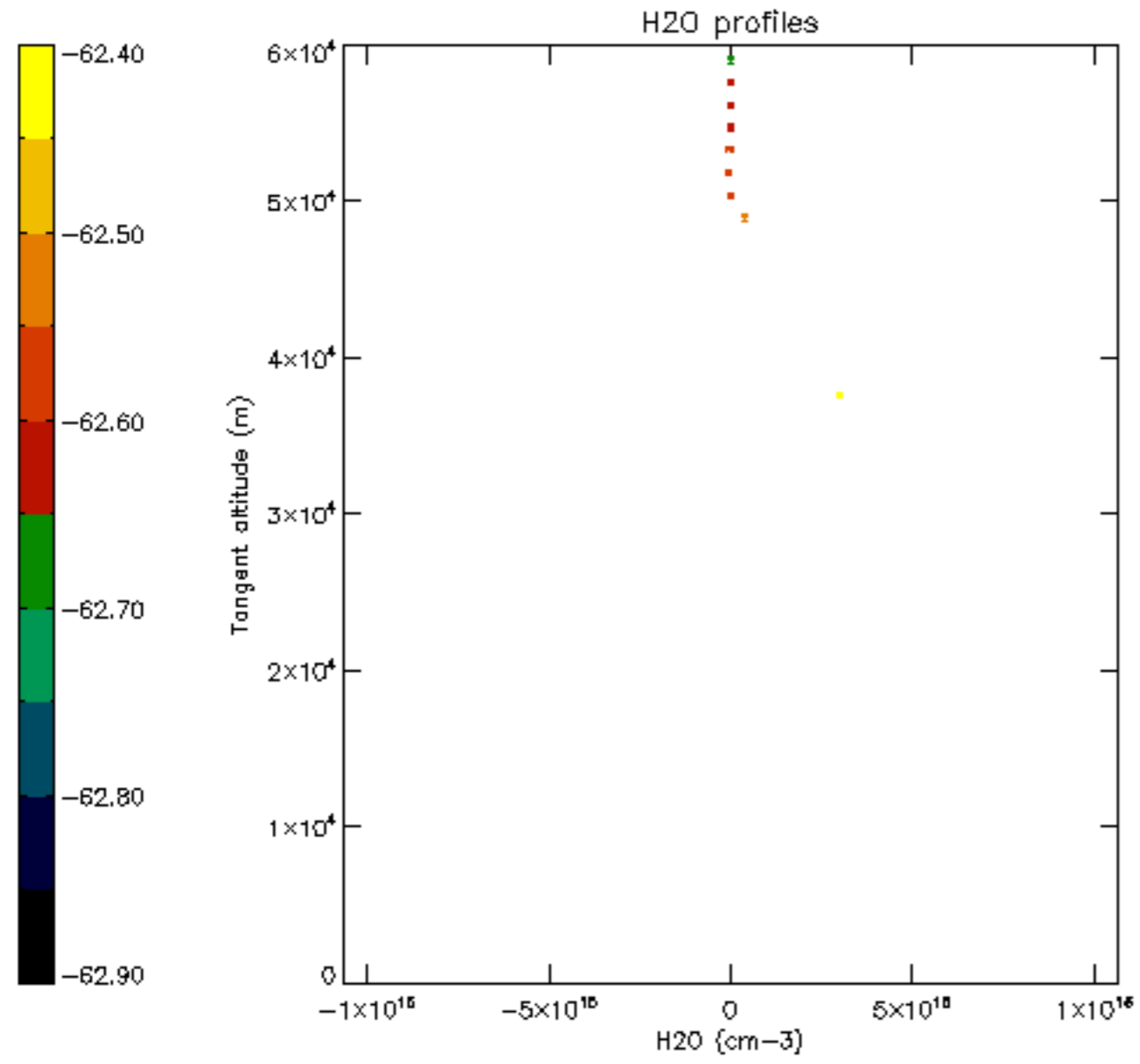


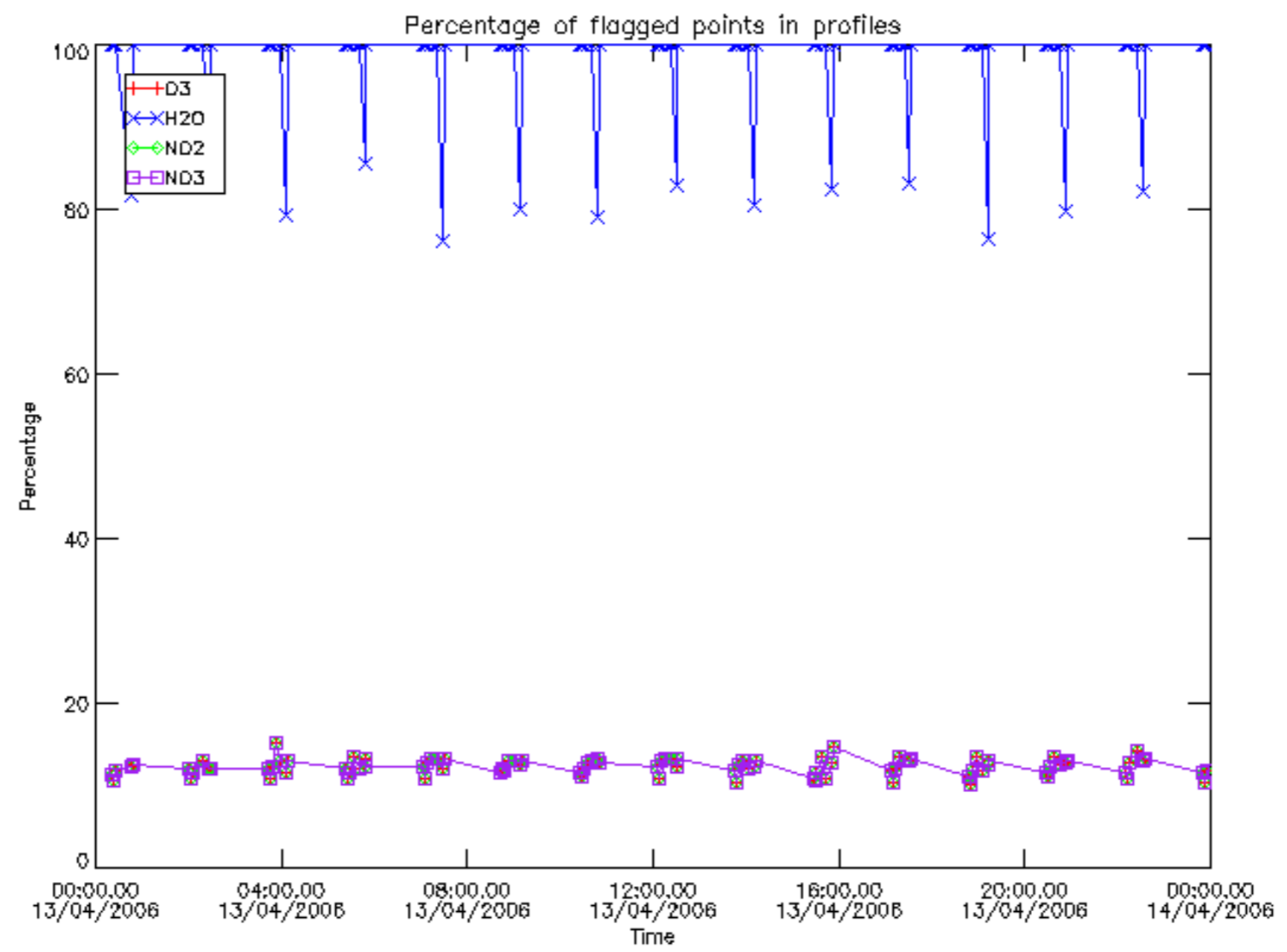




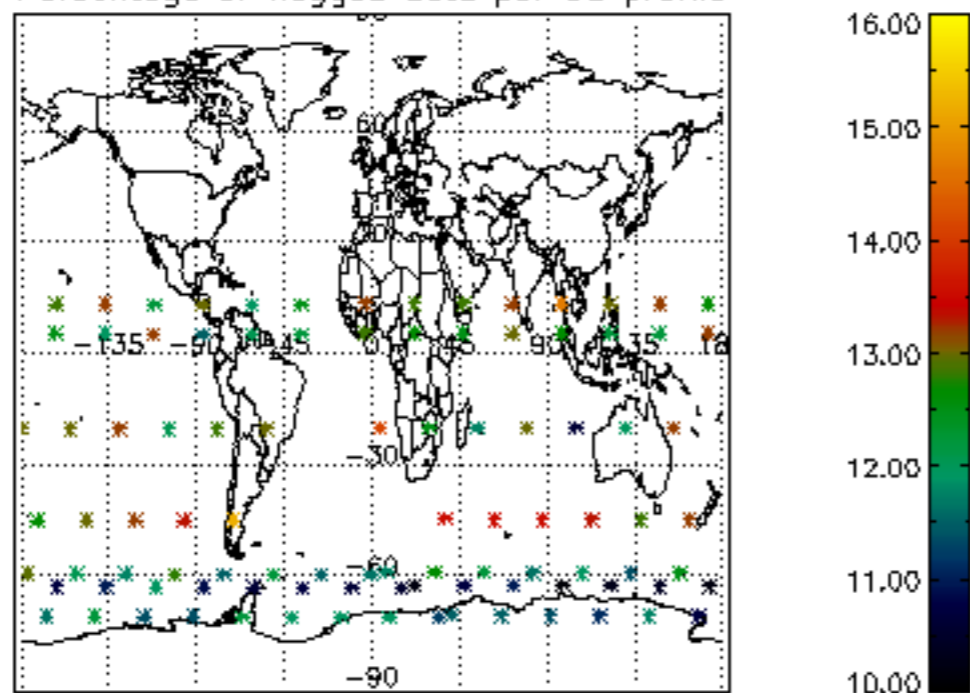




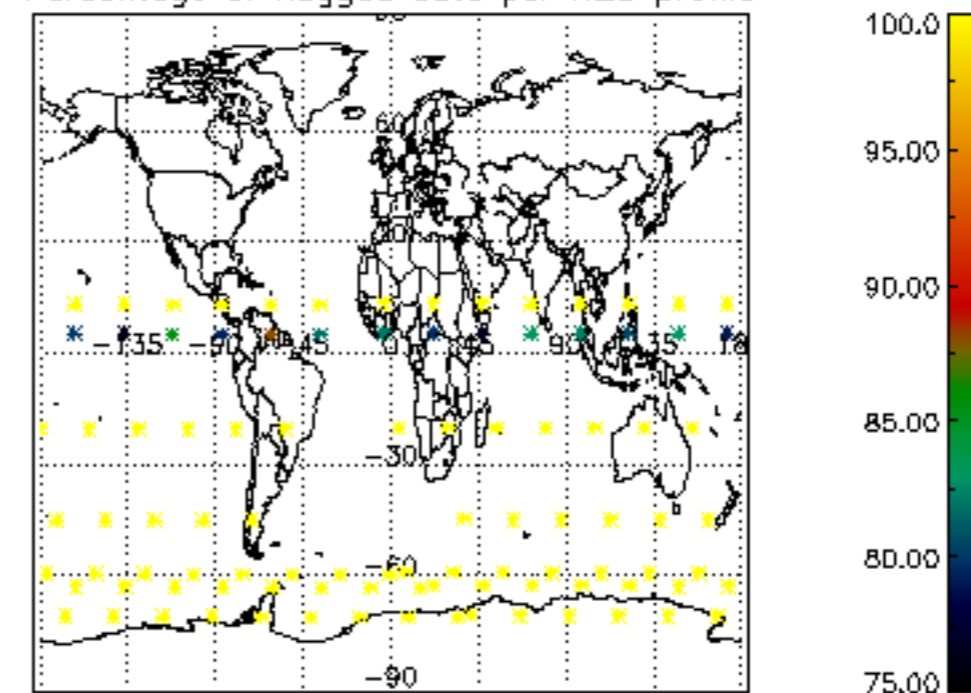




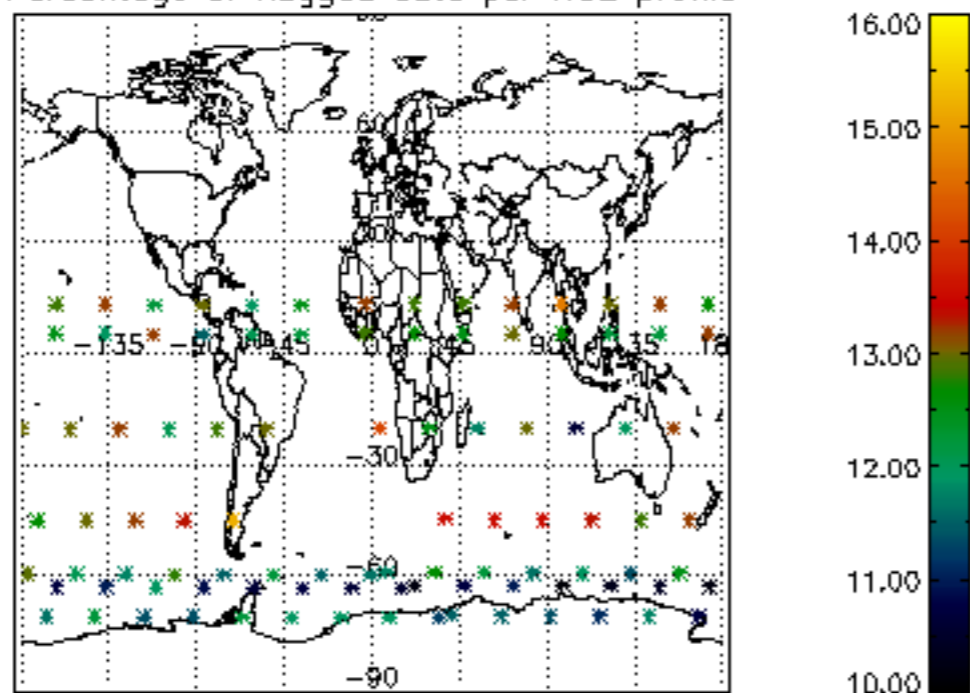
Percentage of flagged data per D3 profile



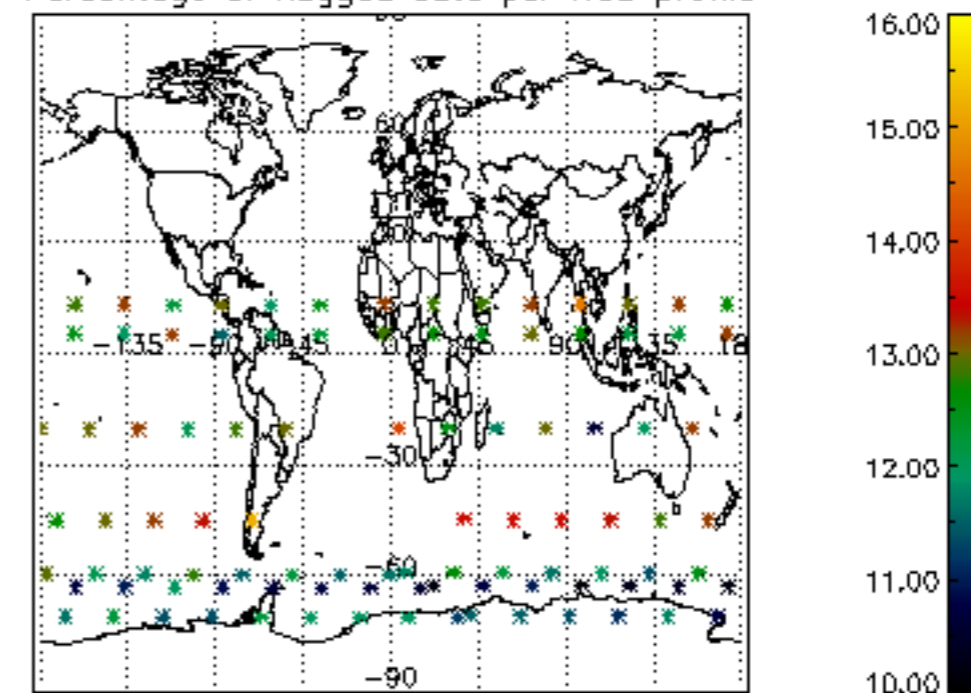
Percentage of flagged data per H2O profile

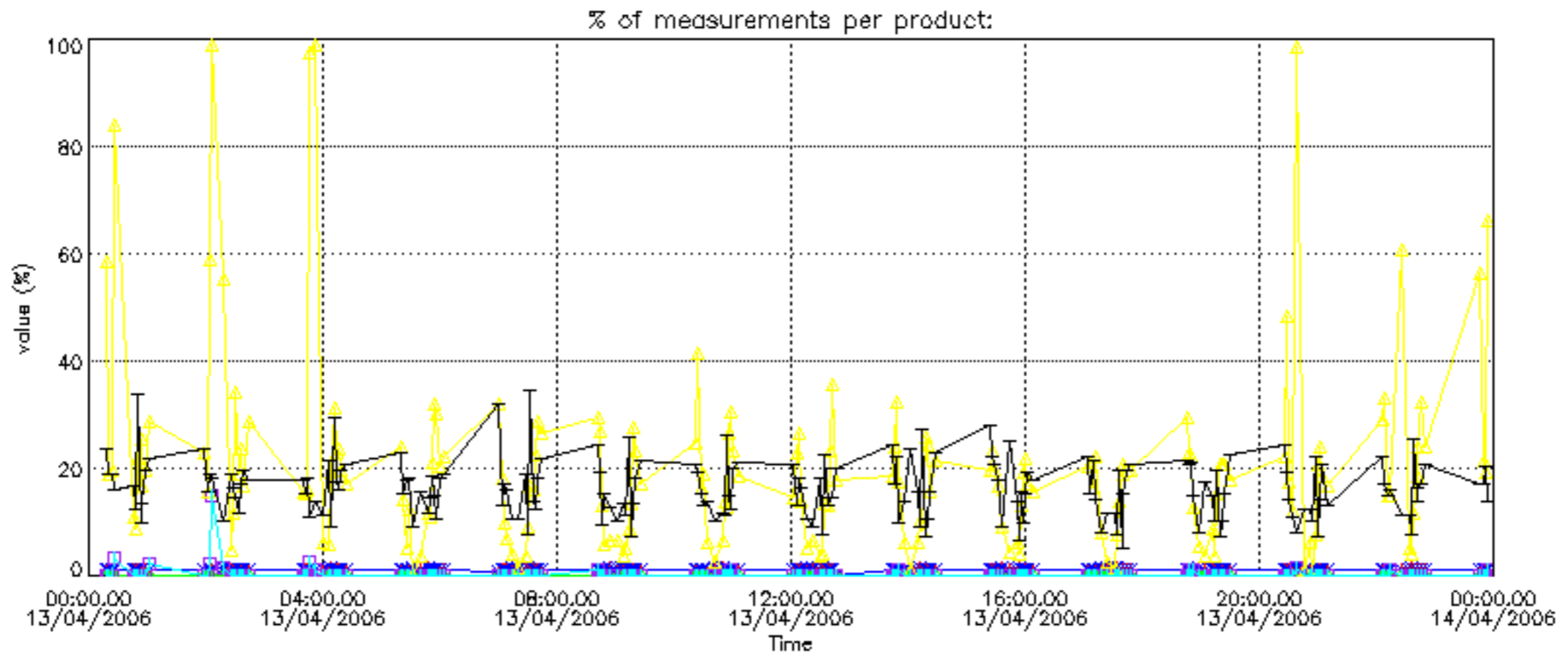


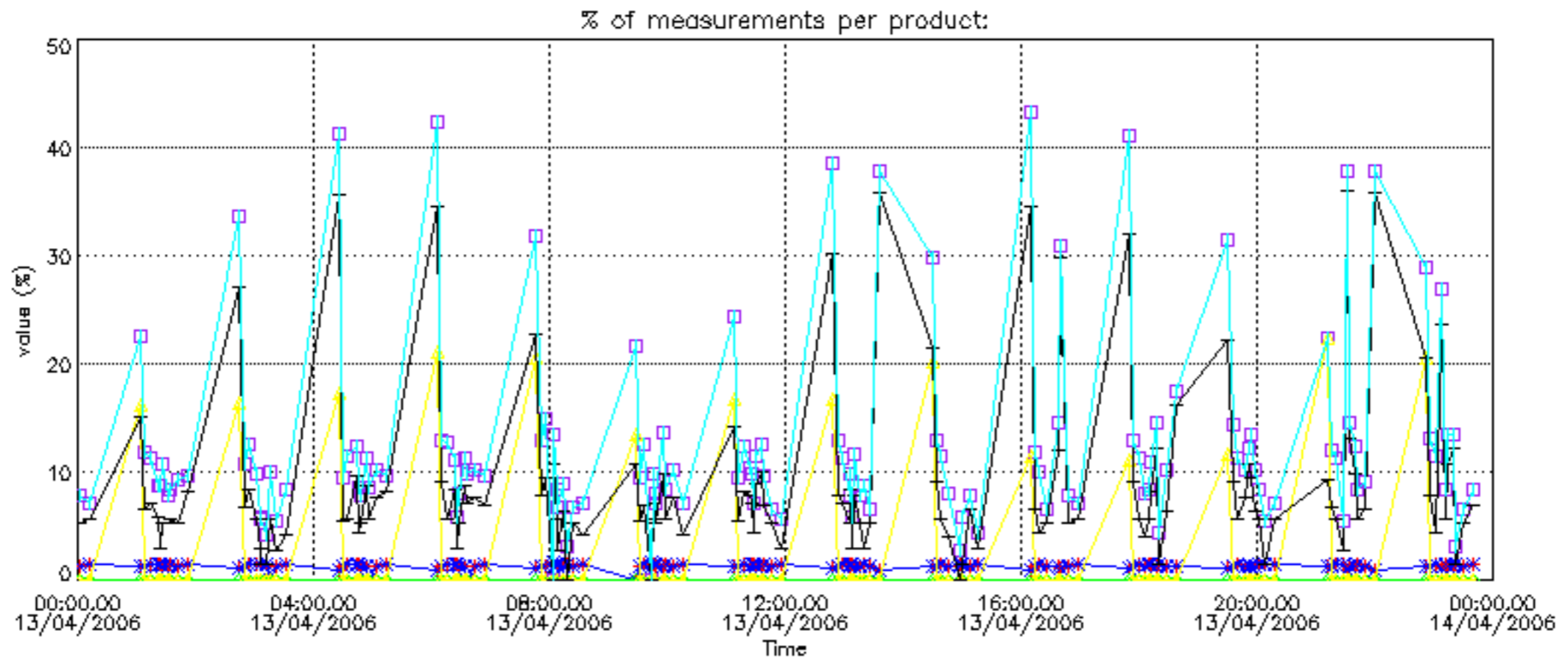
Percentage of flagged data per NO2 profile



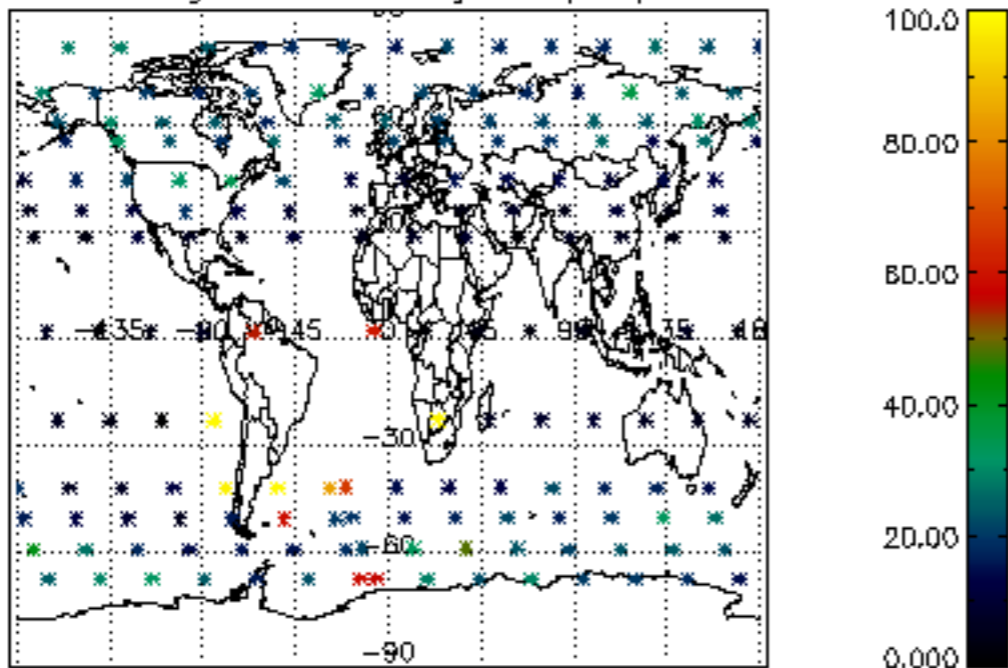
Percentage of flagged data per NO3 profile



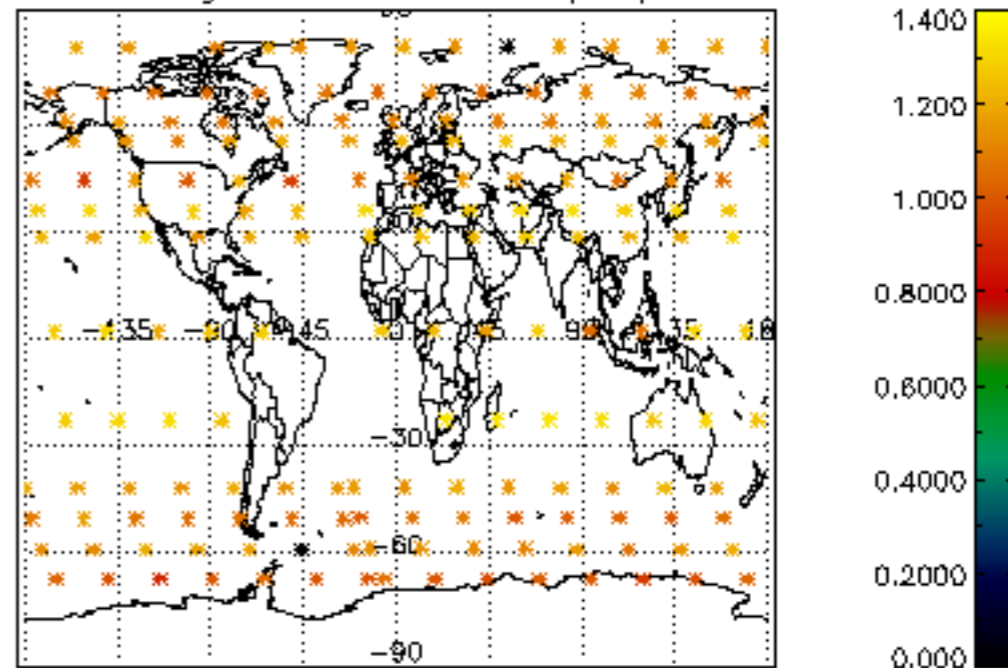




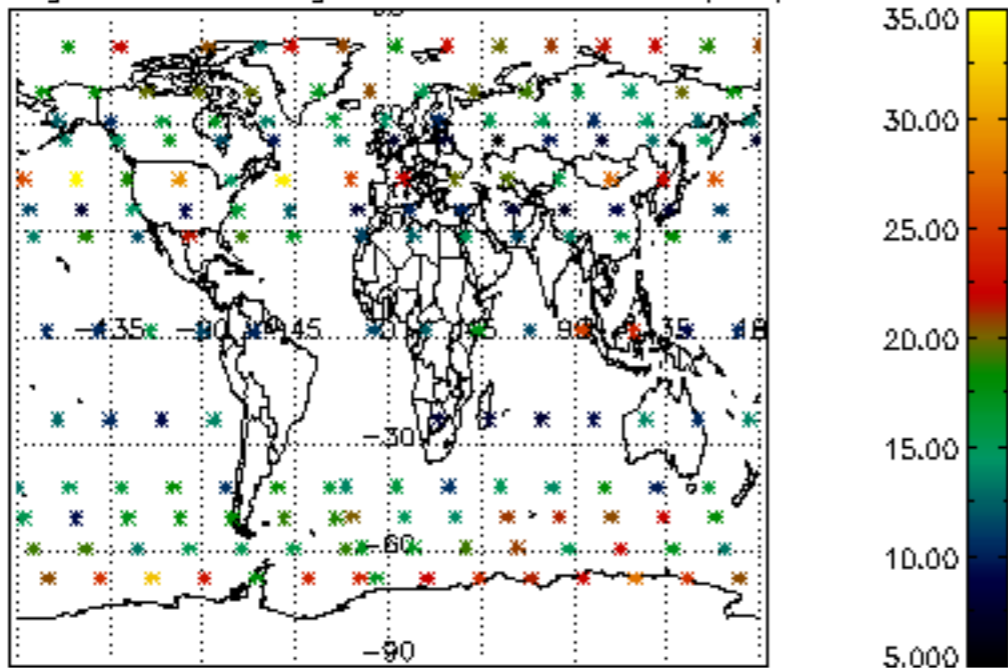
Percentage of cosmic ray hits per profile



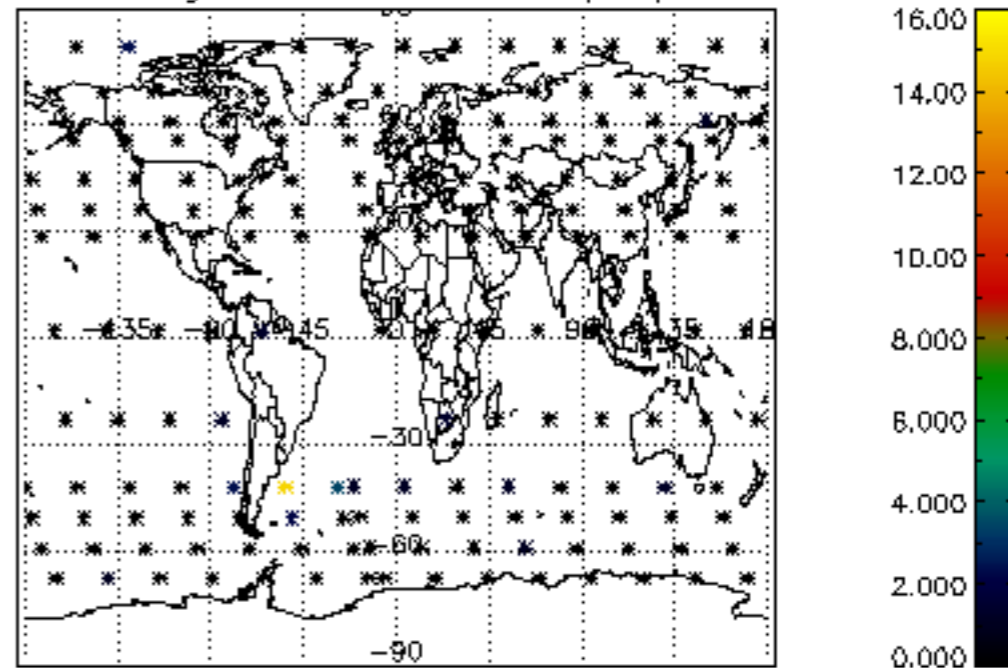
Percentage of datation errors per profile



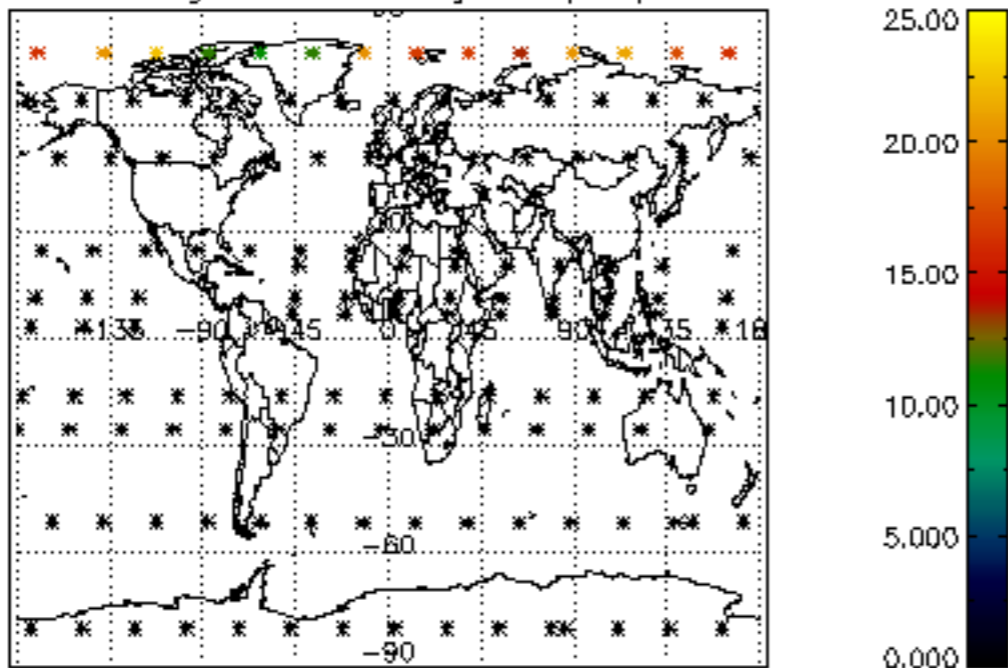
Percentage of star falling outside central band per profile



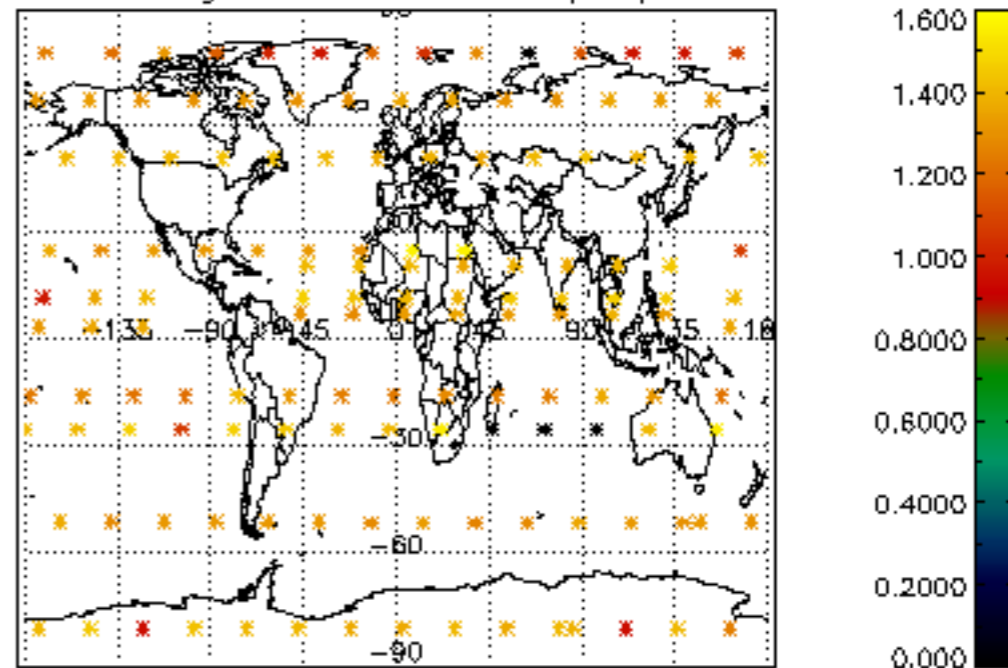
Percentage of saturation errors per profile



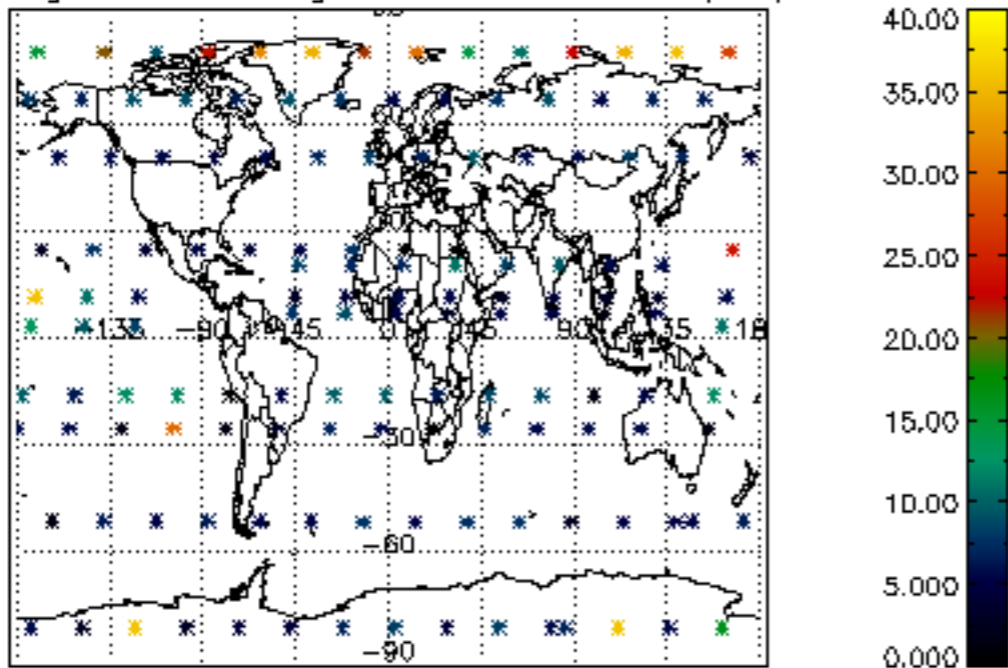
Percentage of cosmic ray hits per profile



Percentage of datation errors per profile



Percentage of star falling outside central band per profile



Percentage of saturation errors per profile

