

# GOMOS Level 2 Daily Report

## SUMMARY

### [1. General Info](#)

### [2. Summary of processed GOM\\_NL\\_2P products](#)

### [3. Level 2 Quality information per product](#)

#### [3.1 Plot of level 2 quality information per product \(time dependant\)](#)

#### [3.2 Plot of level 2 quality information per product \(world map\)](#)

### [4. Level 1 Quality information per product \(stored on level 2 products\)](#)

#### [4.1 Plot of level 1 quality information per product \(time dependant\)](#)

##### [4.1.1 Plot of level 1 quality information per product \(time dependant\): ASCENDING](#)

##### [4.1.2 Plot of level 1 quality information per product \(time dependant\): DESCENDING](#)

#### [4.2 Plot of level 1 quality information per product \(world map\)](#)

##### [4.2.1 Plot of level 1 quality information per product \(world map\): ASCENDING](#)

##### [4.2.2 Plot of level 1 quality information per product \(world map\): DESCENDING](#)

### [5. Ozone profiles based on quality statistics and other trace gas profiles](#)

#### [5.1 Ozone statistics based on quality of products](#)

#### [5.2 Plot ozone profiles for all STD \(dark without errors\)](#)

#### [5.3 Plot ozone profiles where STD < 20% \(dark without errors\)](#)

#### [5.4. Plot ozone profiles where STD < 10% \(dark without errors\)](#)

#### [5.5. Plot ozone profiles where STD < 5% \(dark without errors\)](#)

#### [5.6 Plot NO2 profiles for all STD \(dark without errors\)](#)

#### [5.7 Plot NO3 profiles for all STD \(dark without errors\)](#)

#### [5.8 Plot H2O profiles \(only for occultations of stars 1,2,3,4,13,14,16,26,63 dark without errors\) for all STD](#)

### [6. Auxiliary Data Files used for the production reported in section 2](#)

This report presents the daily analysis on parameters extracted from GOMOS level 2 data (GOM\_NL\_\_2P). It is intended to monitor some important parameters that will impact the quality of these products. A list of level 2 products (and content) that have arrived during the reporting day to the PCF is also given.

Item	Value
Time of report generation	23APR2013 18:01:26
Data source version	GOMOS/6.01
Start time of products	12-04-2006 (12APR2006 00:00:00)
Stop time of products	13-04-2006 (13APR2006 00:00:00)
Store outputs in DB	Yes
Nb of level 2 prods	310
Nb of prods with errors	0

## 2. Summary of processed GOM\_NL\_\_2P products.

Nr	Filename	UTC Start time	Limb	Duration	Star Id	Star Name	Star Mag	Star Temp	Nb Meas	Orbit	Prod. error
1	GOM_NL__2PRFIN20060412_000433_000000362046_00417_21513_8958.N1	12-APR-2006 00:04:33	Bright	35.500	62	94Bet Leo	2.1360	9700.0	71	21513	No
2	GOM_NL__2PRFIN20060412_001304_000000352046_00417_21513_8959.N1	12-APR-2006 00:13:04	Bright	35.000	174	52Psi UMa	3.0040	4400.0	70	21513	No
3	GOM_NL__2PRFIN20060412_001540_000000342046_00417_21513_8960.N1	12-APR-2006 00:15:40	Bright	33.500	87	64Gam UMa	2.4330	11000.	67	21513	No
4	GOM_NL__2PRFIN20060412_001700_000000382046_00417_21513_8961.N1	12-APR-2006 00:17:00	Bright	37.500	32	77Eps UMa	1.7630	11000.	75	21513	No
5	GOM_NL__2PRFIN20060412_002326_000000372046_00417_21513_8962.N1	12-APR-2006 00:23:26	Bright	36.500	60	7Bet UMi	2.0810	3950.0	73	21513	No
6	GOM_NL__2PRFIN20060412_002559_000000332046_00417_21513_8963.N1	12-APR-2006 00:25:59	Bright	32.500	49	1Alp UMi	1.9900	6300.0	65	21513	No
7	GOM_NL__2PRFIN20060412_003324_000000392046_00417_21513_8964.N1	12-APR-2006 00:33:24	Bright	38.500	89	5Alp Cep	2.4510	8000.0	77	21513	No
8	GOM_NL__2PRFIN20060412_004303_000000352046_00417_21513_8965.N1	12-APR-2006 00:43:03	Bright	34.500	164	44Eta Peg	2.9480	5400.0	69	21513	No
9	GOM_NL__2PRFIN20060412_004954_000000492046_00417_21513_8966.N1	12-APR-2006 00:49:54	Twilight	48.500	61	8Eps Peg	2.1000	3900.0	97	21513	No
10	GOM_NL__2PRFIN20060412_005222_000000422046_00417_21513_8967.N1	12-APR-2006 00:52:22	Dark	42.000	162	34Alp Aqr	2.9440	5350.0	84	21513	No
11	GOM_NL__2PRFIN20060412_005450_000000472046_00417_21513_8968.N1	12-APR-2006 00:54:50	Dark	46.500	154	22Bet Aqr	2.8990	5700.0	93	21513	No
12	GOM_NL__2PRFIN20060412_005716_000000442046_00417_21513_8969.N1	12-APR-2006 00:57:16	Dark	44.000	142	49Del Cap	2.8500	8900.0	88	21513	No
13	GOM_NL__2PRFIN20060412_010936_000000392046_00418_21514_8948.N1	12-APR-2006 01:09:36	Dark	38.500	45	Alp Pav	1.9400	26000.	77	21514	No
14	GOM_NL__2PRFIN20060412_011703_000000432046_00418_21514_8949.N1	12-APR-2006 01:17:03	Dark	42.500	43	Alp TrA	1.9100	4250.0	85	21514	No
15	GOM_NL__2PRFIN20060412_011906_000000412046_00418_21514_8950.N1	12-APR-2006 01:19:06	Dark	40.500	134	Bet TrA	2.8100	6600.0	81	21514	No
16	GOM_NL__2PRFIN20060412_012134_000000542046_00418_21514_8951.N1	12-APR-2006 01:21:34	Straylight	54.000	4	Alp1Cen	-0.010000	5800.0	108	21514	No
17	GOM_NL__2PRFIN20060412_012439_000000422046_00418_21514_8952.N1	12-APR-2006 01:24:39	Straylight	41.500	78	Alp Lup	2.3040	28000.	83	21514	No
18	GOM_NL__2PRFIN20060412_012650_000000402046_00418_21514_8953.N1	12-APR-2006 01:26:50	Straylight	39.500	64	Gam Cen	2.2000	10600.	79	21514	No
19	GOM_NL__2PRFIN20060412_012843_000000462046_00418_21514_8954.N1	12-APR-2006 01:28:43	Straylight	46.000	54	5The Cen	2.0550	4500.0	92	21514	No
20	GOM_NL__2PRFIN20060412_013402_000000422046_00418_21514_8955.N1	12-APR-2006 01:34:02	Twilight_and_stray	41.500	106	9Bet Crv	2.6480	5600.0	83	21514	No
21	GOM_NL__2PRFIN20060412_013553_000000402046_00418_21514_8956.N1	12-APR-2006 01:35:53	Bright	39.500	100	4Gam Crv	2.5800	13100.	79	21514	No
22	GOM_NL__2PRFIN20060412_014027_000000392046_00418_21514_8957.N1	12-APR-2006 01:40:27	Bright	38.500	121	29Gam Vir	2.7400	7200.0	77	21514	No
23	GOM_NL__2PRFIN20060412_014509_000000362046_00418_21514_8958.N1	12-APR-2006 01:45:09	Bright	35.500	62	94Bet Leo	2.1360	9700.0	71	21514	No
24	GOM_NL__2PRFIN20060412_015340_000000352046_00418_21514_8959.N1	12-APR-2006 01:53:40	Bright	35.000	174	52Psi UMa	3.0040	4400.0	70	21514	No
25	GOM_NL__2PRFIN20060412_015616_000000342046_00418_21514_8960.N1	12-APR-2006 01:56:16	Bright	34.000	87	64Gam UMa	2.4330	11000.	68	21514	No
26	GOM_NL__2PRFIN20060412_015735_000000362046_00418_21514_8961.N1	12-APR-2006 01:57:35	Bright	36.000	32	77Eps UMa	1.7630	11000.	72	21514	No
27	GOM_NL__2PRFIN20060412_020401_000000392046_00418_21514_8962.N1	12-APR-2006 02:04:01	Bright	38.500	60	7Bet UMi	2.0810	3950.0	77	21514	No
28	GOM_NL__2PRFIN20060412_020634_000000332046_00418_21514_8963.N1	12-APR-2006 02:06:34	Bright	32.500	49	1Alp UMi	1.9900	6300.0	65	21514	No
29	GOM_NL__2PRFIN20060412_021400_000000372046_00418_21514_8964.N1	12-APR-2006 02:14:00	Bright	37.000	89	5Alp Cep	2.4510	8000.0	74	21514	No
30	GOM_NL__2PRFIN20060412_022339_000000372046_00418_21514_8965.N1	12-APR-2006 02:23:39	Bright	37.000	164	44Eta Peg	2.9480	5400.0	74	21514	No
31	GOM_NL__2PRFIN20060412_023030_000000502046_00418_21514_8966.N1	12-APR-2006 02:30:30	Twilight	50.000	61	8Eps Peg	2.1000	3900.0	100	21514	No
32	GOM_NL__2PRFIN20060412_023259_000000422046_00418_21514_8967.N1	12-APR-2006 02:32:59	Dark	41.500	162	34Alp Aqr	2.9440	5350.0	83	21514	No
33	GOM_NL__2PRFIN20060412_023526_000000482046_00418_21514_8968.N1	12-APR-2006 02:35:26	Dark	47.500	154	22Bet Aqr	2.8990	5700.0	95	21514	No
34	GOM_NL__2PRFIN20060412_023752_000000442046_00418_21514_8969.N1	12-APR-2006 02:37:52	Dark	43.500	142	49Del Cap	2.8500	8900.0	87	21514	No
35	GOM_NL__2PRFIN20060412_025013_000000392046_00419_21515_8948.N1	12-APR-2006 02:50:13	Dark	39.000	45	Alp Pav	1.9400	26000.	78	21515	No
36	GOM_NL__2PRFIN20060412_025740_000000392046_00419_21515_8949.N1	12-APR-2006 02:57:40	Dark	39.000	43	Alp TrA	1.9100	4250.0	78	21515	No
37	GOM_NL__2PRFIN20060412_025942_000000392046_00419_21515_8950.N1	12-APR-2006 02:59:42	Dark	39.000	134	Bet TrA	2.8100	6600.0	78	21515	No
38	GOM_NL__2PRFIN20060412_030211_000000452046_00419_21515_8951.N1	12-APR-2006 03:02:11	Straylight	45.000	4	Alp1Cen	-0.010000	5800.0	90	21515	No
39	GOM_NL__2PRFIN20060412_030516_000000452046_00419_21515_8952.N1	12-APR-2006 03:05:16	Straylight	44.500	78	Alp Lup	2.3040	28000.	89	21515	No
40	GOM_NL__2PRFIN20060412_030726_000000402046_00419_21515_8953.N1	12-APR-2006 03:07:26	Straylight	40.000	64	Gam Cen	2.2000	10600.	80	21515	No
41	GOM_NL__2PRFIN20060412_030919_000000492046_00419_21515_8954.N1	12-APR-2006 03:09:19	Straylight	49.000	54	5The Cen	2.0550	4500.0	98	21515	No
42	GOM_NL__2PRFIN20060412_031438_000000432046_00419_21515_8955.N1	12-APR-2006 03:14:38	Twilight_and_stray	43.000	106	9Bet Crv	2.6480	5600.0	86	21515	No

43	GOM_NL__2PRFIN20060412_031629_000000482046_00419_21515_8956.N1	12-APR-2006 03:16:29	Bright	48.000	100	4Gam Crv	2.5800	13100.	96	21515	No
44	GOM_NL__2PRFIN20060412_032103_000000382046_00419_21515_8957.N1	12-APR-2006 03:21:03	Bright	38.000	121	29Gam Vir	2.7400	7200.0	76	21515	No
45	GOM_NL__2PRFIN20060412_032545_000000362046_00419_21515_8958.N1	12-APR-2006 03:25:45	Bright	36.000	62	94Bet Leo	2.1360	9700.0	72	21515	No
46	GOM_NL__2PRFIN20060412_033416_000000362046_00419_21515_8959.N1	12-APR-2006 03:34:16	Bright	35.500	174	52Psi UMa	3.0040	4400.0	71	21515	No
47	GOM_NL__2PRFIN20060412_033652_000000362046_00419_21515_8960.N1	12-APR-2006 03:36:52	Bright	35.500	87	64Gam UMa	2.4330	11000.	71	21515	No
48	GOM_NL__2PRFIN20060412_033811_000000382046_00419_21515_8961.N1	12-APR-2006 03:38:11	Bright	38.000	32	77Eps UMa	1.7630	11000.	76	21515	No
49	GOM_NL__2PRFIN20060412_034437_000000402046_00419_21515_8962.N1	12-APR-2006 03:44:37	Bright	39.500	60	7Bet UMi	2.0810	3950.0	79	21515	No
50	GOM_NL__2PRFIN20060412_034711_000000352046_00419_21515_8963.N1	12-APR-2006 03:47:11	Bright	35.000	49	1Alp UMi	1.9900	6300.0	70	21515	No
51	GOM_NL__2PRFIN20060412_035435_000000562046_00419_21515_8964.N1	12-APR-2006 03:54:35	Bright	56.000	89	5Alp Cep	2.4510	8000.0	112	21515	No
52	GOM_NL__2PRFIN20060412_040415_000000362046_00419_21515_8965.N1	12-APR-2006 04:04:15	Bright	35.500	164	44Eta Peg	2.9480	5400.0	71	21515	No
53	GOM_NL__2PRFIN20060412_041107_000000482046_00419_21515_8966.N1	12-APR-2006 04:11:07	Twilight	47.500	61	8Eps Peg	2.1000	3900.0	95	21515	No
54	GOM_NL__2PRFIN20060412_041335_000000432046_00419_21515_8967.N1	12-APR-2006 04:13:35	Dark	42.500	162	34Alp Aqr	2.9440	5350.0	85	21515	No
55	GOM_NL__2PRFIN20060412_041602_000000432046_00419_21515_8968.N1	12-APR-2006 04:16:02	Dark	43.000	154	22Bet Aqr	2.8990	5700.0	86	21515	No
56	GOM_NL__2PRFIN20060412_041829_000000402046_00419_21515_8969.N1	12-APR-2006 04:18:29	Dark	39.500	142	49Del Cap	2.8500	8900.0	79	21515	No
57	GOM_NL__2PRFIN20060412_042352_000000402046_00419_21515_8970.N1	12-APR-2006 04:23:52	Dark	40.000	172	Gam Gru	3.0030	13100.	80	21515	No
58	GOM_NL__2PRFIN20060412_043049_000000382046_00420_21516_8948.N1	12-APR-2006 04:30:49	Dark	38.000	45	Alp Pav	1.9400	26000.	76	21516	No
59	GOM_NL__2PRFIN20060412_043816_000000422046_00420_21516_8949.N1	12-APR-2006 04:38:16	Dark	42.000	43	Alp TrA	1.9100	4250.0	84	21516	No
60	GOM_NL__2PRFIN20060412_044019_000000372046_00420_21516_8950.N1	12-APR-2006 04:40:19	Dark	37.000	134	Bet TrA	2.8100	6600.0	74	21516	No
61	GOM_NL__2PRFIN20060412_044247_000000492046_00420_21516_8951.N1	12-APR-2006 04:42:47	Straylight	48.500	4	Alp1Cen	-0.010000	5800.0	97	21516	No
62	GOM_NL__2PRFIN20060412_044552_000000412046_00420_21516_8952.N1	12-APR-2006 04:45:52	Straylight	40.500	78	Alp Lup	2.3040	28000.	81	21516	No
63	GOM_NL__2PRFIN20060412_044729_000000452046_00420_21516_8953.N1	12-APR-2006 04:47:29	Straylight	45.000	81	Eta Cen	2.3560	28000.	90	21516	No
64	GOM_NL__2PRFIN20060412_044956_000000492046_00420_21516_8954.N1	12-APR-2006 04:49:56	Straylight	48.500	54	5The Cen	2.0550	4500.0	97	21516	No
65	GOM_NL__2PRFIN20060412_045514_000000452046_00420_21516_8955.N1	12-APR-2006 04:55:14	Twi_and_stray	44.500	106	9Bet Crv	2.6480	5600.0	89	21516	No
66	GOM_NL__2PRFIN20060412_045705_000000422046_00420_21516_8956.N1	12-APR-2006 04:57:05	Bright	41.500	100	4Gam Crv	2.5800	13100.	83	21516	No
67	GOM_NL__2PRFIN20060412_050139_000000382046_00420_21516_8957.N1	12-APR-2006 05:01:39	Bright	38.000	121	29Gam Vir	2.7400	7200.0	76	21516	No
68	GOM_NL__2PRFIN20060412_050621_000000362046_00420_21516_8958.N1	12-APR-2006 05:06:21	Bright	35.500	62	94Bet Leo	2.1360	9700.0	71	21516	No
69	GOM_NL__2PRFIN20060412_051452_000000362046_00420_21516_8959.N1	12-APR-2006 05:14:52	Bright	35.500	174	52Psi UMa	3.0040	4400.0	71	21516	No
70	GOM_NL__2PRFIN20060412_051728_000000362046_00420_21516_8960.N1	12-APR-2006 05:17:28	Bright	36.000	87	64Gam UMa	2.4330	11000.	72	21516	No
71	GOM_NL__2PRFIN20060412_051847_000000392046_00420_21516_8961.N1	12-APR-2006 05:18:47	Bright	38.500	32	77Eps UMa	1.7630	11000.	77	21516	No
72	GOM_NL__2PRFIN20060412_052513_000000572046_00420_21516_8962.N1	12-APR-2006 05:25:13	Bright	57.000	60	7Bet UMi	2.0810	3950.0	114	21516	No
73	GOM_NL__2PRFIN20060412_052747_000000352046_00420_21516_8963.N1	12-APR-2006 05:27:47	Bright	34.500	49	1Alp UMi	1.9900	6300.0	69	21516	No
74	GOM_NL__2PRFIN20060412_053511_000000382046_00420_21516_8964.N1	12-APR-2006 05:35:11	Bright	37.500	89	5Alp Cep	2.4510	8000.0	75	21516	No
75	GOM_NL__2PRFIN20060412_054451_000000342046_00420_21516_8965.N1	12-APR-2006 05:44:51	Bright	34.000	164	44Eta Peg	2.9480	5400.0	68	21516	No
76	GOM_NL__2PRFIN20060412_055143_000000502046_00420_21516_8966.N1	12-APR-2006 05:51:43	Twilight	49.500	61	8Eps Peg	2.1000	3900.0	99	21516	No
77	GOM_NL__2PRFIN20060412_055411_000000432046_00420_21516_8967.N1	12-APR-2006 05:54:11	Dark	42.500	162	34Alp Aqr	2.9440	5350.0	85	21516	No
78	GOM_NL__2PRFIN20060412_055639_000000462046_00420_21516_8968.N1	12-APR-2006 05:56:39	Dark	45.500	154	22Bet Aqr	2.8990	5700.0	91	21516	No
79	GOM_NL__2PRFIN20060412_055906_000000422046_00420_21516_8969.N1	12-APR-2006 05:59:06	Dark	41.500	142	49Del Cap	2.8500	8900.0	83	21516	No
80	GOM_NL__2PRFIN20060412_060428_000000392046_00420_21516_8970.N1	12-APR-2006 06:04:28	Dark	38.500	172	Gam Gru	3.0030	13100.	77	21516	No
81	GOM_NL__2PRFIN20060412_061125_000000392046_00421_21517_8948.N1	12-APR-2006 06:11:25	Dark	39.000	45	Alp Pav	1.9400	26000.	78	21517	No
82	GOM_NL__2PRFIN20060412_061853_000000402046_00421_21517_8949.N1	12-APR-2006 06:18:53	Dark	40.000	43	Alp TrA	1.9100	4250.0	80	21517	No
83	GOM_NL__2PRFIN20060412_062055_000000402046_00421_21517_8950.N1	12-APR-2006 06:20:55	Dark	39.500	134	Bet TrA	2.8100	6600.0	79	21517	No
84	GOM_NL__2PRFIN20060412_062324_000000432046_00421_21517_8951.N1	12-APR-2006 06:23:24	Straylight	42.500	4	Alp1Cen	-0.010000	5800.0	85	21517	No
85	GOM_NL__2PRFIN20060412_062629_000000432046_00421_21517_8952.N1	12-APR-2006 06:26:29	Straylight	42.500	78	Alp Lup	2.3040	28000.	85	21517	No
86	GOM_NL__2PRFIN20060412_062805_000000412046_00421_21517_8953.N1	12-APR-2006 06:28:05	Straylight	41.000	81	Eta Cen	2.3560	28000.	82	21517	No
87	GOM_NL__2PRFIN20060412_063032_000000492046_00421_21517_8954.N1	12-APR-2006 06:30:32	Straylight	48.500	54	5The Cen	2.0550	4500.0	97	21517	No
88	GOM_NL__2PRFIN20060412_063550_000000432046_00421_21517_8955.N1	12-APR-2006 06:35:50	Twi_and_stray	42.500	106	9Bet Crv	2.6480	5600.0	85	21517	No
89	GOM_NL__2PRFIN20060412_063741_000000392046_00421_21517_8956.N1	12-APR-2006 06:37:41	Bright	39.000	100	4Gam Crv	2.5800	13100.	78	21517	No
90	GOM_NL__2PRFIN20060412_064215_000000382046_00421_21517_8957.N1	12-APR-2006 06:42:15	Bright	38.000	121	29Gam Vir	2.7400	7200.0	76	21517	No
91	GOM_NL__2PRFIN20060412_064657_000000362046_00421_21517_8958.N1	12-APR-2006 06:46:57	Bright	36.000	62	94Bet Leo	2.1360	9700.0	72	21517	No
92	GOM_NL__2PRFIN20060412_065528_000000362046_00421_21517_8959.N1	12-APR-2006 06:55:28	Bright	35.500	174	52Psi UMa	3.0040	4400.0	71	21517	No
93	GOM_NL__2PRFIN20060412_065804_000000352046_00421_21517_8960.N1	12-APR-2006 06:58:04	Bright	35.000	87	64Gam UMa	2.4330	11000.	70	21517	No
94	GOM_NL__2PRFIN20060412_065922_000000392046_00421_21517_8961.N1	12-APR-2006 06:59:22	Bright	39.000	32	77Eps UMa	1.7630	11000.	78	21517	No
95	GOM_NL__2PRFIN20060412_070548_000000402046_00421_21517_8962.N1	12-APR-2006 07:05:48	Bright	40.000	60	7Bet UMi	2.0810	3950.0	80	21517	No
96	GOM_NL__2PRFIN20060412_070823_000000352046_00421_21517_8963.N1	12-APR-2006 07:08:23	Bright	34.500	49	1Alp UMi	1.9900	6300.0	69	21517	No
97	GOM_NL__2PRFIN20060412_071547_000000402046_00421_21517_8964.N1	12-APR-2006 07:15:47	Bright	40.000	89	5Alp Cep	2.4510	8000.0	80	21517	No
98	GOM_NL__2PRFIN20060412_072527_000000362046_00421_21517_8965.N1	12-APR-2006 07:25:27	Bright	35.500	164	44Eta Peg	2.9480	5400.0	71	21517	No
99	GOM_NL__2PRFIN20060412_073219_000000502046_00421_21517_8966.N1	12-APR-2006 07:32:19	Twilight	50.000	61	8Eps Peg	2.1000	3900.0	100	21517	No
100	GOM_NL__2PRFIN20060412_073448_000000462046_00421_21517_8967.N1	12-APR-2006 07:34:48	Dark	45.500	162	34Alp Aqr	2.9440	5350.0	91	21517	No
101	GOM_NL__2PRFIN20060412_073715_000000482046_00421_21517_8968.N1	12-APR-2006 07:37:15	Dark	48.000	154	22Bet Aqr	2.8990	5700.0	96	21517	No

102	GOM_NL__2PRFIN20060412_073942_000000432046_00421_21517_8969.N1	12-APR-2006 07:39:42	Dark	42.500	142	49Del Cap	2.8500	8900.0	85	21517	No
103	GOM_NL__2PRFIN20060412_074505_000000382046_00421_21517_8970.N1	12-APR-2006 07:45:05	Dark	38.000	172	Gam Gru	3.0030	13100.	76	21517	No
104	GOM_NL__2PRFIN20060412_075202_000000392046_00422_21518_8948.N1	12-APR-2006 07:52:02	Dark	39.000	45	Alp Pav	1.9400	26000.	78	21518	No
105	GOM_NL__2PRFIN20060412_075929_000000422046_00422_21518_8949.N1	12-APR-2006 07:59:29	Dark	42.000	43	Alp TrA	1.9100	4250.0	84	21518	No
106	GOM_NL__2PRFIN20060412_080132_000000392046_00422_21518_8950.N1	12-APR-2006 08:01:32	Dark	39.000	134	Bet TrA	2.8100	6600.0	78	21518	No
107	GOM_NL__2PRFIN20060412_080400_000000452046_00422_21518_8951.N1	12-APR-2006 08:04:00	Straylight	45.000	4	Alp1Cen	-0.010000	5800.0	90	21518	No
108	GOM_NL__2PRFIN20060412_080705_000000422046_00422_21518_8952.N1	12-APR-2006 08:07:05	Straylight	42.000	78	Alp Lup	2.3040	28000.	84	21518	No
109	GOM_NL__2PRFIN20060412_080842_000000452046_00422_21518_8953.N1	12-APR-2006 08:08:42	Straylight	45.000	81	Eta Cen	2.3560	28000.	90	21518	No
110	GOM_NL__2PRFIN20060412_081109_000000472046_00422_21518_8954.N1	12-APR-2006 08:11:09	Straylight	47.000	54	5The Cen	2.0550	4500.0	94	21518	No
111	GOM_NL__2PRFIN20060412_081627_000000412046_00422_21518_8955.N1	12-APR-2006 08:16:27	Twi_and_stray	40.500	106	9Bet Crv	2.6480	5600.0	81	21518	No
112	GOM_NL__2PRFIN20060412_081818_000000392046_00422_21518_8956.N1	12-APR-2006 08:18:18	Bright	38.500	100	4Gam Crv	2.5800	13100.	77	21518	No
113	GOM_NL__2PRFIN20060412_082251_000000392046_00422_21518_8957.N1	12-APR-2006 08:22:51	Bright	39.000	121	29Gam Vir	2.7400	7200.0	78	21518	No
114	GOM_NL__2PRFIN20060412_082733_000000362046_00422_21518_8958.N1	12-APR-2006 08:27:33	Bright	35.500	62	94Bet Leo	2.1360	9700.0	71	21518	No
115	GOM_NL__2PRFIN20060412_083604_000000342046_00422_21518_8959.N1	12-APR-2006 08:36:04	Bright	33.500	174	52Psi UMa	3.0040	4400.0	67	21518	No
116	GOM_NL__2PRFIN20060412_083840_000000362046_00422_21518_8960.N1	12-APR-2006 08:38:40	Bright	36.000	87	64Gam UMa	2.4330	11000.	72	21518	No
117	GOM_NL__2PRFIN20060412_083958_000000382046_00422_21518_8961.N1	12-APR-2006 08:39:58	Bright	37.500	32	77Eps UMa	1.7630	11000.	75	21518	No
118	GOM_NL__2PRFIN20060412_084624_000000372046_00422_21518_8962.N1	12-APR-2006 08:46:24	Bright	36.500	60	7Bet UMi	2.0810	3950.0	73	21518	No
119	GOM_NL__2PRFIN20060412_084859_000000332046_00422_21518_8963.N1	12-APR-2006 08:48:59	Bright	32.500	49	1Alp UMi	1.9900	6300.0	65	21518	No
120	GOM_NL__2PRFIN20060412_085623_000000512046_00422_21518_8964.N1	12-APR-2006 08:56:23	Bright	51.000	89	5Alp Cep	2.4510	8000.0	102	21518	No
121	GOM_NL__2PRFIN20060412_090603_000000362046_00422_21518_8965.N1	12-APR-2006 09:06:03	Bright	35.500	164	44Eta Peg	2.9480	5400.0	71	21518	No
122	GOM_NL__2PRFIN20060412_091256_000000502046_00422_21518_8966.N1	12-APR-2006 09:12:56	Twilight	50.000	61	8Eps Peg	2.1000	3900.0	100	21518	No
123	GOM_NL__2PRFIN20060412_091524_000000462046_00422_21518_8967.N1	12-APR-2006 09:15:24	Dark	46.000	162	34Alp Aqr	2.9440	5350.0	92	21518	No
124	GOM_NL__2PRFIN20060412_091752_000000442046_00422_21518_8968.N1	12-APR-2006 09:17:52	Dark	43.500	154	22Bet Aqr	2.8990	5700.0	87	21518	No
125	GOM_NL__2PRFIN20060412_092018_000000422046_00422_21518_8969.N1	12-APR-2006 09:20:18	Dark	42.000	142	49Del Cap	2.8500	8900.0	84	21518	No
126	GOM_NL__2PRFIN20060412_092541_000000392046_00422_21518_8970.N1	12-APR-2006 09:25:41	Dark	38.500	172	Gam Gru	3.0030	13100.	77	21518	No
127	GOM_NL__2PRFIN20060412_093238_000000412046_00423_21519_8968.N1	12-APR-2006 09:32:38	Dark	40.500	45	Alp Pav	1.9400	26000.	81	21519	No
128	GOM_NL__2PRFIN20060412_094005_000000372046_00423_21519_8969.N1	12-APR-2006 09:40:05	Dark	37.000	43	Alp TrA	1.9100	4250.0	74	21519	No
129	GOM_NL__2PRFIN20060412_094208_000000392046_00423_21519_8970.N1	12-APR-2006 09:42:08	Dark	39.000	134	Bet TrA	2.8100	6600.0	78	21519	No
130	GOM_NL__2PRFIN20060412_094436_000000532046_00423_21519_8971.N1	12-APR-2006 09:44:36	Straylight	53.000	4	Alp1Cen	-0.010000	5800.0	106	21519	No
131	GOM_NL__2PRFIN20060412_094742_000000432046_00423_21519_8972.N1	12-APR-2006 09:47:42	Straylight	42.500	78	Alp Lup	2.3040	28000.	85	21519	No
132	GOM_NL__2PRFIN20060412_094918_000000472046_00423_21519_8973.N1	12-APR-2006 09:49:18	Straylight	46.500	81	Eta Cen	2.3560	28000.	93	21519	No
133	GOM_NL__2PRFIN20060412_095145_000000482046_00423_21519_8974.N1	12-APR-2006 09:51:45	Straylight	47.500	54	5The Cen	2.0550	4500.0	95	21519	No
134	GOM_NL__2PRFIN20060412_095703_000000422046_00423_21519_8975.N1	12-APR-2006 09:57:03	Twi_and_stray	41.500	106	9Bet Crv	2.6480	5600.0	83	21519	No
135	GOM_NL__2PRFIN20060412_095853_000000392046_00423_21519_8976.N1	12-APR-2006 09:58:53	Bright	38.500	100	4Gam Crv	2.5800	13100.	77	21519	No
136	GOM_NL__2PRFIN20060412_100327_000000392046_00423_21519_8977.N1	12-APR-2006 10:03:27	Bright	38.500	121	29Gam Vir	2.7400	7200.0	77	21519	No
137	GOM_NL__2PRFIN20060412_100809_000000372046_00423_21519_8978.N1	12-APR-2006 10:08:09	Bright	37.000	62	94Bet Leo	2.1360	9700.0	74	21519	No
138	GOM_NL__2PRFIN20060412_101640_000000362046_00423_21519_8979.N1	12-APR-2006 10:16:40	Bright	35.500	174	52Psi UMa	3.0040	4400.0	71	21519	No
139	GOM_NL__2PRFIN20060412_101915_000000352046_00423_21519_8980.N1	12-APR-2006 10:19:15	Bright	35.000	87	64Gam UMa	2.4330	11000.	70	21519	No
140	GOM_NL__2PRFIN20060412_102033_000000392046_00423_21519_8981.N1	12-APR-2006 10:20:33	Bright	39.000	32	77Eps UMa	1.7630	11000.	78	21519	No
141	GOM_NL__2PRFIN20060412_102700_000000412046_00423_21519_8982.N1	12-APR-2006 10:27:00	Bright	40.500	60	7Bet UMi	2.0810	3950.0	81	21519	No
142	GOM_NL__2PRFIN20060412_102934_000000352046_00423_21519_8983.N1	12-APR-2006 10:29:34	Bright	34.500	49	1Alp UMi	1.9900	6300.0	69	21519	No
143	GOM_NL__2PRFIN20060412_103659_000000372046_00423_21519_8984.N1	12-APR-2006 10:36:59	Bright	36.500	89	5Alp Cep	2.4510	8000.0	73	21519	No
144	GOM_NL__2PRFIN20060412_104639_000000362046_00423_21519_8985.N1	12-APR-2006 10:46:39	Bright	36.000	164	44Eta Peg	2.9480	5400.0	72	21519	No
145	GOM_NL__2PRFIN20060412_105332_000000512046_00423_21519_8986.N1	12-APR-2006 10:53:32	Twilight	51.000	61	8Eps Peg	2.1000	3900.0	102	21519	No
146	GOM_NL__2PRFIN20060412_105600_000000412046_00423_21519_8987.N1	12-APR-2006 10:56:00	Dark	41.000	162	34Alp Aqr	2.9440	5350.0	82	21519	No
147	GOM_NL__2PRFIN20060412_105828_000000472046_00423_21519_8988.N1	12-APR-2006 10:58:28	Dark	46.500	154	22Bet Aqr	2.8990	5700.0	93	21519	No
148	GOM_NL__2PRFIN20060412_110055_000000382046_00423_21519_8989.N1	12-APR-2006 11:00:55	Dark	38.000	142	49Del Cap	2.8500	8900.0	76	21519	No
149	GOM_NL__2PRFIN20060412_110617_000000382046_00423_21519_8990.N1	12-APR-2006 11:06:17	Dark	38.000	172	Gam Gru	3.0030	13100.	76	21519	No
150	GOM_NL__2PRFIN20060412_111315_000000392046_00424_21520_8968.N1	12-APR-2006 11:13:15	Dark	38.500	45	Alp Pav	1.9400	26000.	77	21520	No
151	GOM_NL__2PRFIN20060412_112042_000000392046_00424_21520_8969.N1	12-APR-2006 11:20:42	Dark	39.000	43	Alp TrA	1.9100	4250.0	78	21520	No
152	GOM_NL__2PRFIN20060412_112245_000000392046_00424_21520_8970.N1	12-APR-2006 11:22:45	Dark	38.500	134	Bet TrA	2.8100	6600.0	77	21520	No
153	GOM_NL__2PRFIN20060412_112512_000000502046_00424_21520_8971.N1	12-APR-2006 11:25:12	Straylight	50.000	4	Alp1Cen	-0.010000	5800.0	100	21520	No
154	GOM_NL__2PRFIN20060412_112818_000000412046_00424_21520_8972.N1	12-APR-2006 11:28:18	Straylight	40.500	78	Alp Lup	2.3040	28000.	81	21520	No
155	GOM_NL__2PRFIN20060412_112954_000000442046_00424_21520_8973.N1	12-APR-2006 11:29:54	Straylight	43.500	81	Eta Cen	2.3560	28000.	87	21520	No
156	GOM_NL__2PRFIN20060412_113221_000000462046_00424_21520_8974.N1	12-APR-2006 11:32:21	Straylight	45.500	54	5The Cen	2.0550	4500.0	91	21520	No
157	GOM_NL__2PRFIN20060412_113739_000000452046_00424_21520_8975.N1	12-APR-2006 11:37:39	Twi_and_stray	44.500	106	9Bet Crv	2.6480	5600.0	89	21520	No
158	GOM_NL__2PRFIN20060412_113930_000000412046_00424_21520_8976.N1	12-APR-2006 11:39:30	Bright	41.000	100	4Gam Crv	2.5800	13100.	82	21520	No
159	GOM_NL__2PRFIN20060412_114403_000000382046_00424_21520_8977.N1	12-APR-2006 11:44:03	Bright	38.000	121	29Gam Vir	2.7400	7200.0	76	21520	No
160	GOM_NL__2PRFIN20060412_114845_000000372046_00424_21520_8978.N1	12-APR-2006 11:48:45	Bright	36.500	62	94Bet Leo	2.1360	9700.0	73	21520	No



161	GOM_NL__2PRFIN20060412_115716_000000372046_00424_21520_8979.N1	12-APR-2006 11:57:16	Bright	36.500	174	52Psi UMa	3.0040	4400.0	73	21520	No
162	GOM_NL__2PRFIN20060412_115951_000000352046_00424_21520_8980.N1	12-APR-2006 11:59:51	Bright	34.500	87	64Gam UMa	2.4330	11000.	69	21520	No
163	GOM_NL__2PRFIN20060412_120109_000000382046_00424_21520_8981.N1	12-APR-2006 12:01:09	Bright	37.500	32	77Eps UMa	1.7630	11000.	75	21520	No
164	GOM_NL__2PRFIN20060412_120735_000000372046_00424_21520_8982.N1	12-APR-2006 12:07:35	Bright	37.000	60	7Bet UMi	2.0810	3950.0	74	21520	No
165	GOM_NL__2PRFIN20060412_121010_000000332046_00424_21520_8983.N1	12-APR-2006 12:10:10	Bright	32.500	49	1Alp UMi	1.9900	6300.0	65	21520	No
166	GOM_NL__2PRFIN20060412_121734_000000402046_00424_21520_8984.N1	12-APR-2006 12:17:34	Bright	39.500	89	5Alp Cep	2.4510	8000.0	79	21520	No
167	GOM_NL__2PRFIN20060412_122715_000000362046_00424_21520_8985.N1	12-APR-2006 12:27:15	Bright	35.500	164	44Eta Peg	2.9480	5400.0	71	21520	No
168	GOM_NL__2PRFIN20060412_123408_000000522046_00424_21520_8986.N1	12-APR-2006 12:34:08	Twilight	51.500	61	8Eps Peg	2.1000	3900.0	103	21520	No
169	GOM_NL__2PRFIN20060412_123636_000000432046_00424_21520_8987.N1	12-APR-2006 12:36:36	Dark	43.000	162	34Alp Aqr	2.9440	5350.0	86	21520	No
170	GOM_NL__2PRFIN20060412_123905_000000442046_00424_21520_8988.N1	12-APR-2006 12:39:05	Dark	43.500	154	22Bet Aqr	2.8990	5700.0	87	21520	No
171	GOM_NL__2PRFIN20060412_124131_000000412046_00424_21520_8989.N1	12-APR-2006 12:41:31	Dark	41.000	142	49Del Cap	2.8500	8900.0	82	21520	No
172	GOM_NL__2PRFIN20060412_124654_000000382046_00424_21520_8990.N1	12-APR-2006 12:46:54	Dark	37.500	172	Gam Gru	3.0030	13100.	75	21520	No
173	GOM_NL__2PRFIN20060412_125351_000000382046_00425_21521_8968.N1	12-APR-2006 12:53:51	Dark	38.000	45	Alp Pav	1.9400	26000.	76	21521	No
174	GOM_NL__2PRFIN20060412_130118_000000422046_00425_21521_8969.N1	12-APR-2006 13:01:18	Dark	42.000	43	Alp TrA	1.9100	4250.0	84	21521	No
175	GOM_NL__2PRFIN20060412_130321_000000392046_00425_21521_8970.N1	12-APR-2006 13:03:21	Dark	39.000	134	Bet TrA	2.8100	6600.0	78	21521	No
176	GOM_NL__2PRFIN20060412_130549_000000422046_00425_21521_8971.N1	12-APR-2006 13:05:49	Straylight	42.000	4	Alp1Cen	-0.010000	5800.0	84	21521	No
177	GOM_NL__2PRFIN20060412_130854_000000422046_00425_21521_8972.N1	12-APR-2006 13:08:54	Straylight	42.000	78	Alp Lup	2.3040	28000.	84	21521	No
178	GOM_NL__2PRFIN20060412_131031_000000432046_00425_21521_8973.N1	12-APR-2006 13:10:31	Straylight	42.500	81	Eta Cen	2.3560	28000.	85	21521	No
179	GOM_NL__2PRFIN20060412_131257_000000522046_00425_21521_8974.N1	12-APR-2006 13:12:57	Straylight	51.500	54	5The Cen	2.0550	4500.0	103	21521	No
180	GOM_NL__2PRFIN20060412_131815_000000442046_00425_21521_8975.N1	12-APR-2006 13:18:15	Tw_and_stray	43.500	106	9Bet Crv	2.6480	5600.0	87	21521	No
181	GOM_NL__2PRFIN20060412_132006_000000412046_00425_21521_8976.N1	12-APR-2006 13:20:06	Bright	41.000	100	4Gam Crv	2.5800	13100.	82	21521	No
182	GOM_NL__2PRFIN20060412_132439_000000372046_00425_21521_8977.N1	12-APR-2006 13:24:39	Bright	37.000	121	29Gam Vir	2.7400	7200.0	74	21521	No
183	GOM_NL__2PRFIN20060412_132921_000000352046_00425_21521_8978.N1	12-APR-2006 13:29:21	Bright	35.000	62	94Bet Leo	2.1360	9700.0	70	21521	No
184	GOM_NL__2PRFIN20060412_133753_000000362046_00425_21521_8979.N1	12-APR-2006 13:37:53	Bright	36.000	174	52Psi UMa	3.0040	4400.0	72	21521	No
185	GOM_NL__2PRFIN20060412_134027_000000352046_00425_21521_8980.N1	12-APR-2006 13:40:27	Bright	34.500	87	64Gam UMa	2.4330	11000.	69	21521	No
186	GOM_NL__2PRFIN20060412_134145_000000372046_00425_21521_8981.N1	12-APR-2006 13:41:45	Bright	36.500	32	77Eps UMa	1.7630	11000.	73	21521	No
187	GOM_NL__2PRFIN20060412_134811_000000422046_00425_21521_8982.N1	12-APR-2006 13:48:11	Bright	41.500	60	7Bet UMi	2.0810	3950.0	83	21521	No
188	GOM_NL__2PRFIN20060412_135046_000000362046_00425_21521_8983.N1	12-APR-2006 13:50:46	Bright	36.000	49	1Alp UMi	1.9900	6300.0	72	21521	No
189	GOM_NL__2PRFIN20060412_135810_000000392046_00425_21521_8984.N1	12-APR-2006 13:58:10	Bright	39.000	89	5Alp Cep	2.4510	8000.0	78	21521	No
190	GOM_NL__2PRFIN20060412_140752_000000362046_00425_21521_8985.N1	12-APR-2006 14:07:52	Bright	35.500	164	44Eta Peg	2.9480	5400.0	71	21521	No
191	GOM_NL__2PRFIN20060412_141445_000000502046_00425_21521_8986.N1	12-APR-2006 14:14:45	Twilight	49.500	61	8Eps Peg	2.1000	3900.0	99	21521	No
192	GOM_NL__2PRFIN20060412_141713_000000452046_00425_21521_8987.N1	12-APR-2006 14:17:13	Dark	44.500	162	34Alp Aqr	2.9440	5350.0	89	21521	No
193	GOM_NL__2PRFIN20060412_141942_000000482046_00425_21521_8988.N1	12-APR-2006 14:19:42	Dark	47.500	154	22Bet Aqr	2.8990	5700.0	95	21521	No
194	GOM_NL__2PRFIN20060412_142208_000000442046_00425_21521_8989.N1	12-APR-2006 14:22:08	Dark	43.500	142	49Del Cap	2.8500	8900.0	87	21521	No
195	GOM_NL__2PRFIN20060412_142730_000000402046_00425_21521_8990.N1	12-APR-2006 14:27:30	Dark	39.500	172	Gam Gru	3.0030	13100.	79	21521	No
196	GOM_NL__2PRFIN20060412_143428_000000382046_00426_21522_8968.N1	12-APR-2006 14:34:28	Dark	38.000	45	Alp Pav	1.9400	26000.	76	21522	No
197	GOM_NL__2PRFIN20060412_144154_000000392046_00426_21522_8969.N1	12-APR-2006 14:41:54	Dark	38.500	43	Alp TrA	1.9100	4250.0	77	21522	No
198	GOM_NL__2PRFIN20060412_144357_000000392046_00426_21522_8970.N1	12-APR-2006 14:43:57	Dark	39.000	134	Bet TrA	2.8100	6600.0	78	21522	No
199	GOM_NL__2PRFIN20060412_144625_000000422046_00426_21522_8971.N1	12-APR-2006 14:46:25	Straylight	41.500	4	Alp1Cen	-0.010000	5800.0	83	21522	No
200	GOM_NL__2PRFIN20060412_144931_000000442046_00426_21522_8972.N1	12-APR-2006 14:49:31	Straylight	43.500	78	Alp Lup	2.3040	28000.	87	21522	No
201	GOM_NL__2PRFIN20060412_145107_000000412046_00426_21522_8973.N1	12-APR-2006 14:51:07	Straylight	40.500	81	Eta Cen	2.3560	28000.	81	21522	No
202	GOM_NL__2PRFIN20060412_145334_000000462046_00426_21522_8974.N1	12-APR-2006 14:53:34	Straylight	46.000	54	5The Cen	2.0550	4500.0	92	21522	No
203	GOM_NL__2PRFIN20060412_145851_000000422046_00426_21522_8975.N1	12-APR-2006 14:58:51	Tw_and_stray	42.000	106	9Bet Crv	2.6480	5600.0	84	21522	No
204	GOM_NL__2PRFIN20060412_150042_000000532046_00426_21522_8976.N1	12-APR-2006 15:00:42	Bright	53.000	100	4Gam Crv	2.5800	13100.	106	21522	No
205	GOM_NL__2PRFIN20060412_150515_000000392046_00426_21522_8977.N1	12-APR-2006 15:05:15	Bright	38.500	121	29Gam Vir	2.7400	7200.0	77	21522	No
206	GOM_NL__2PRFIN20060412_150957_000000362046_00426_21522_8978.N1	12-APR-2006 15:09:57	Bright	36.000	62	94Bet Leo	2.1360	9700.0	72	21522	No
207	GOM_NL__2PRFIN20060412_151828_000000352046_00426_21522_8979.N1	12-APR-2006 15:18:28	Bright	35.000	174	52Psi UMa	3.0040	4400.0	70	21522	No
208	GOM_NL__2PRFIN20060412_152103_000000362046_00426_21522_8980.N1	12-APR-2006 15:21:03	Bright	36.000	87	64Gam UMa	2.4330	11000.	72	21522	No
209	GOM_NL__2PRFIN20060412_152220_000000382046_00426_21522_8981.N1	12-APR-2006 15:22:20	Bright	37.500	32	77Eps UMa	1.7630	11000.	75	21522	No
210	GOM_NL__2PRFIN20060412_152847_000000402046_00426_21522_8982.N1	12-APR-2006 15:28:47	Bright	39.500	60	7Bet UMi	2.0810	3950.0	79	21522	No
211	GOM_NL__2PRFIN20060412_153122_000000352046_00426_21522_8983.N1	12-APR-2006 15:31:22	Bright	35.000	49	1Alp UMi	1.9900	6300.0	70	21522	No
212	GOM_NL__2PRFIN20060412_153846_000000392046_00426_21522_8984.N1	12-APR-2006 15:38:46	Bright	39.000	89	5Alp Cep	2.4510	8000.0	78	21522	No
213	GOM_NL__2PRFIN20060412_154828_000000442046_00426_21522_8985.N1	12-APR-2006 15:48:28	Bright	44.000	164	44Eta Peg	2.9480	5400.0	88	21522	No
214	GOM_NL__2PRFIN20060412_155521_000000482046_00426_21522_8986.N1	12-APR-2006 15:55:21	Twilight	47.500	61	8Eps Peg	2.1000	3900.0	95	21522	No
215	GOM_NL__2PRFIN20060412_155749_000000432046_00426_21522_8987.N1	12-APR-2006 15:57:49	Dark	42.500	162	34Alp Aqr	2.9440	5350.0	85	21522	No
216	GOM_NL__2PRFIN20060412_160018_000000492046_00426_21522_8988.N1	12-APR-2006 16:00:18	Dark	49.000	154	22Bet Aqr	2.8990	5700.0	98	21522	No
217	GOM_NL__2PRFIN20060412_160244_000000452046_00426_21522_8989.N1	12-APR-2006 16:02:44	Dark	44.500	142	49Del Cap	2.8500	8900.0	89	21522	No
218	GOM_NL__2PRFIN20060412_160806_000000392046_00426_21522_8990.N1	12-APR-2006 16:08:06	Dark	39.000	172	Gam Gru	3.0030	13100.	78	21522	No
219	GOM_NL__2PRFIN20060412_161504_000000402046_00427_21523_8968.N1	12-APR-2006 16:15:04	Dark	40.000	45	Alp Pav	1.9400	26000.	80	21523	No

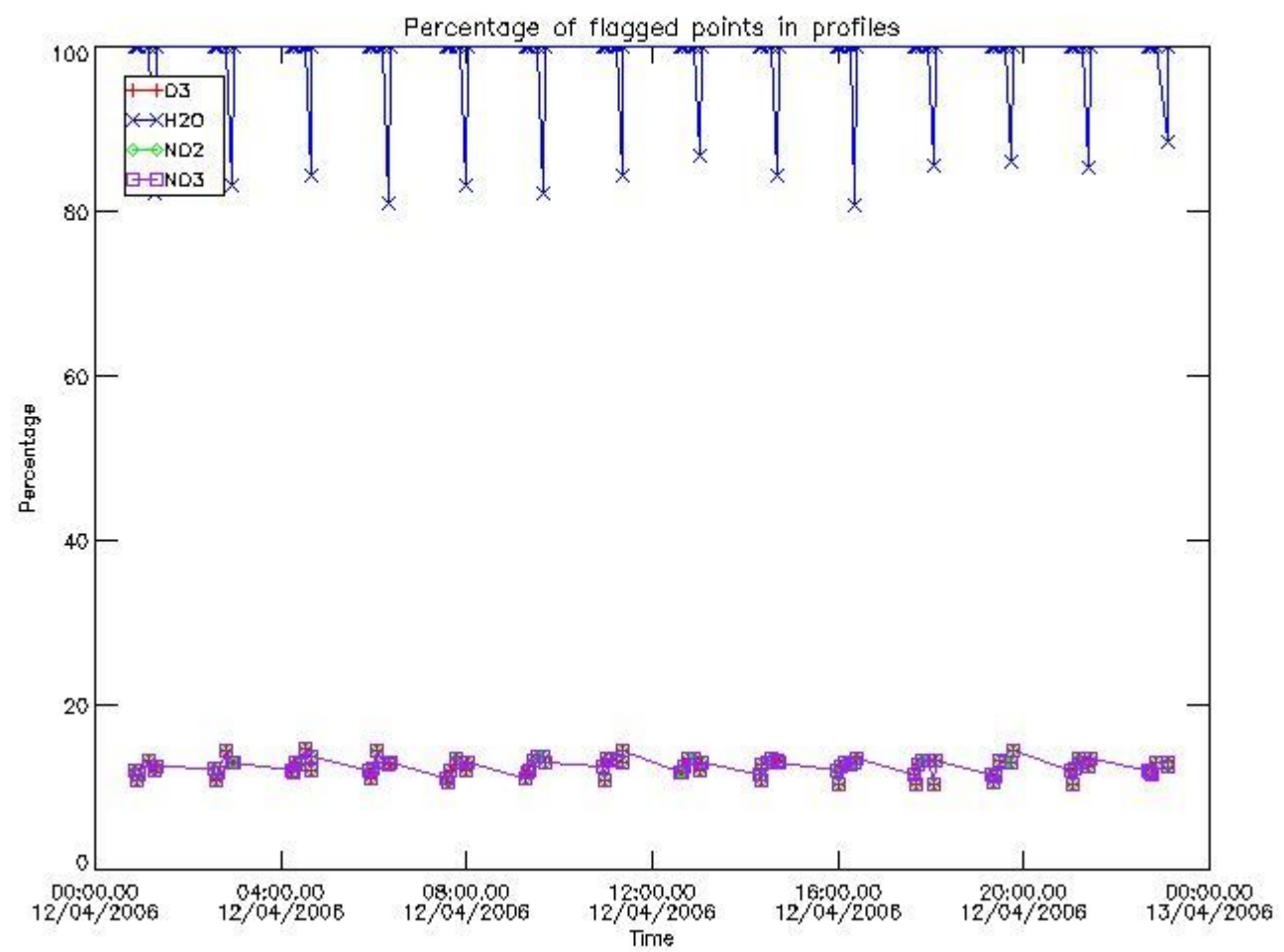
220	GOM_NL__2PRFIN20060412_162231_000000402046_00427_21523_8969.N1	12-APR-2006 16:22:31	Dark	39.500	43	Alp TrA	1.9100	4250.0	79	21523	No
221	GOM_NL__2PRFIN20060412_162434_000000382046_00427_21523_8970.N1	12-APR-2006 16:24:34	Dark	38.000	134	Bet TrA	2.8100	6600.0	76	21523	No
222	GOM_NL__2PRFIN20060412_162701_000000422046_00427_21523_8971.N1	12-APR-2006 16:27:01	Straylight	42.000	4	Alp1Cen	-0.010000	5800.0	84	21523	No
223	GOM_NL__2PRFIN20060412_163008_000000432046_00427_21523_8972.N1	12-APR-2006 16:30:08	Straylight	43.000	78	Alp Lup	2.3040	28000.	86	21523	No
224	GOM_NL__2PRFIN20060412_163144_000000472046_00427_21523_8973.N1	12-APR-2006 16:31:44	Straylight	46.500	81	Eta Cen	2.3560	28000.	93	21523	No
225	GOM_NL__2PRFIN20060412_163410_000000502046_00427_21523_8974.N1	12-APR-2006 16:34:10	Straylight	50.000	54	5The Cen	2.0550	4500.0	100	21523	No
226	GOM_NL__2PRFIN20060412_163927_000000422046_00427_21523_8975.N1	12-APR-2006 16:39:27	Tw_i_and_stray	41.500	106	9Bet Crv	2.6480	5600.0	83	21523	No
227	GOM_NL__2PRFIN20060412_164118_000000392046_00427_21523_8976.N1	12-APR-2006 16:41:18	Bright	38.500	100	4Gam Crv	2.5800	13100.	77	21523	No
228	GOM_NL__2PRFIN20060412_164551_000000372046_00427_21523_8977.N1	12-APR-2006 16:45:51	Bright	37.000	121	29Gam Vir	2.7400	7200.0	74	21523	No
229	GOM_NL__2PRFIN20060412_165033_000000362046_00427_21523_8978.N1	12-APR-2006 16:50:33	Bright	36.000	62	94Bet Leo	2.1360	9700.0	72	21523	No
230	GOM_NL__2PRFIN20060412_165905_000000362046_00427_21523_8979.N1	12-APR-2006 16:59:05	Bright	36.000	174	52Psi UMa	3.0040	4400.0	72	21523	No
231	GOM_NL__2PRFIN20060412_170139_000000372046_00427_21523_8980.N1	12-APR-2006 17:01:39	Bright	37.000	87	64Gam UMa	2.4330	11000.	74	21523	No
232	GOM_NL__2PRFIN20060412_170256_000000402046_00427_21523_8981.N1	12-APR-2006 17:02:56	Bright	39.500	32	77Eps UMa	1.7630	11000.	79	21523	No
233	GOM_NL__2PRFIN20060412_170922_000000392046_00427_21523_8982.N1	12-APR-2006 17:09:22	Bright	39.000	60	7Bet UMi	2.0810	3950.0	78	21523	No
234	GOM_NL__2PRFIN20060412_171158_000000372046_00427_21523_8983.N1	12-APR-2006 17:11:58	Bright	36.500	49	1Alp UMi	1.9900	6300.0	73	21523	No
235	GOM_NL__2PRFIN20060412_171922_000000382046_00427_21523_8984.N1	12-APR-2006 17:19:22	Bright	38.000	89	5Alp Cep	2.4510	8000.0	76	21523	No
236	GOM_NL__2PRFIN20060412_172904_000000382046_00427_21523_8985.N1	12-APR-2006 17:29:04	Bright	38.000	164	44Eta Peg	2.9480	5400.0	76	21523	No
237	GOM_NL__2PRFIN20060412_173557_000000492046_00427_21523_8986.N1	12-APR-2006 17:35:57	Twilight	48.500	61	8Eps Peg	2.1000	3900.0	97	21523	No
238	GOM_NL__2PRFIN20060412_173826_000000452046_00427_21523_8987.N1	12-APR-2006 17:38:26	Dark	44.500	162	34Alp Aqr	2.9440	5350.0	89	21523	No
239	GOM_NL__2PRFIN20060412_174055_000000492046_00427_21523_8988.N1	12-APR-2006 17:40:55	Dark	49.000	154	22Bet Aqr	2.8990	5700.0	98	21523	No
240	GOM_NL__2PRFIN20060412_174321_000000442046_00427_21523_8989.N1	12-APR-2006 17:43:21	Dark	43.500	142	49Del Cap	2.8500	8900.0	87	21523	No
241	GOM_NL__2PRFIN20060412_174843_000000392046_00427_21523_8990.N1	12-APR-2006 17:48:43	Dark	38.500	172	Gam Gru	3.0030	13100.	77	21523	No
242	GOM_NL__2PRFIN20060412_175541_000000392046_00428_21524_8968.N1	12-APR-2006 17:55:41	Dark	38.500	45	Alp Pav	1.9400	26000.	77	21524	No
243	GOM_NL__2PRFIN20060412_180307_000000492046_00428_21524_8969.N1	12-APR-2006 18:03:07	Dark	49.000	43	Alp TrA	1.9100	4250.0	98	21524	No
244	GOM_NL__2PRFIN20060412_180510_000000392046_00428_21524_8970.N1	12-APR-2006 18:05:10	Dark	38.500	134	Bet TrA	2.8100	6600.0	77	21524	No
245	GOM_NL__2PRFIN20060412_180738_000000502046_00428_21524_8971.N1	12-APR-2006 18:07:38	Straylight	49.500	4	Alp1Cen	-0.010000	5800.0	99	21524	No
246	GOM_NL__2PRFIN20060412_181044_000000442046_00428_21524_8972.N1	12-APR-2006 18:10:44	Straylight	44.000	78	Alp Lup	2.3040	28000.	88	21524	No
247	GOM_NL__2PRFIN20060412_181220_000000442046_00428_21524_8973.N1	12-APR-2006 18:12:20	Straylight	44.000	81	Eta Cen	2.3560	28000.	88	21524	No
248	GOM_NL__2PRFIN20060412_181446_000000492046_00428_21524_8974.N1	12-APR-2006 18:14:46	Straylight	49.000	54	5The Cen	2.0550	4500.0	98	21524	No
249	GOM_NL__2PRFIN20060412_182003_000000442046_00428_21524_8975.N1	12-APR-2006 18:20:03	Tw_i_and_stray	43.500	106	9Bet Crv	2.6480	5600.0	87	21524	No
250	GOM_NL__2PRFIN20060412_182154_000000462046_00428_21524_8976.N1	12-APR-2006 18:21:54	Bright	46.000	100	4Gam Crv	2.5800	13100.	92	21524	No
251	GOM_NL__2PRFIN20060412_182627_000000382046_00428_21524_8977.N1	12-APR-2006 18:26:27	Bright	38.000	121	29Gam Vir	2.7400	7200.0	76	21524	No
252	GOM_NL__2PRFIN20060412_183109_000000362046_00428_21524_8978.N1	12-APR-2006 18:31:09	Bright	35.500	62	94Bet Leo	2.1360	9700.0	71	21524	No
253	GOM_NL__2PRFIN20060412_183940_000000372046_00428_21524_8979.N1	12-APR-2006 18:39:40	Bright	36.500	174	52Psi UMa	3.0040	4400.0	73	21524	No
254	GOM_NL__2PRFIN20060412_184215_000000352046_00428_21524_8980.N1	12-APR-2006 18:42:15	Bright	35.000	87	64Gam UMa	2.4330	11000.	70	21524	No
255	GOM_NL__2PRFIN20060412_184332_000000392046_00428_21524_8981.N1	12-APR-2006 18:43:32	Bright	39.000	32	77Eps UMa	1.7630	11000.	78	21524	No
256	GOM_NL__2PRFIN20060412_184958_000000362046_00428_21524_8982.N1	12-APR-2006 18:49:58	Bright	36.000	60	7Bet UMi	2.0810	3950.0	72	21524	No
257	GOM_NL__2PRFIN20060412_185234_000000362046_00428_21524_8983.N1	12-APR-2006 18:52:34	Bright	35.500	49	1Alp UMi	1.9900	6300.0	71	21524	No
258	GOM_NL__2PRFIN20060412_185958_000000392046_00428_21524_8984.N1	12-APR-2006 18:59:58	Bright	38.500	89	5Alp Cep	2.4510	8000.0	77	21524	No
259	GOM_NL__2PRFIN20060412_190940_000000372046_00428_21524_8985.N1	12-APR-2006 19:09:40	Bright	37.000	164	44Eta Peg	2.9480	5400.0	74	21524	No
260	GOM_NL__2PRFIN20060412_191634_000000502046_00428_21524_8986.N1	12-APR-2006 19:16:34	Twilight	50.000	61	8Eps Peg	2.1000	3900.0	100	21524	No
261	GOM_NL__2PRFIN20060412_191902_000000452046_00428_21524_8987.N1	12-APR-2006 19:19:02	Dark	44.500	162	34Alp Aqr	2.9440	5350.0	89	21524	No
262	GOM_NL__2PRFIN20060412_192131_000000492046_00428_21524_8988.N1	12-APR-2006 19:21:31	Dark	48.500	154	22Bet Aqr	2.8990	5700.0	97	21524	No
263	GOM_NL__2PRFIN20060412_192357_000000452046_00428_21524_8989.N1	12-APR-2006 19:23:57	Dark	45.000	142	49Del Cap	2.8500	8900.0	90	21524	No
264	GOM_NL__2PRFIN20060412_192919_000000392046_00428_21524_8990.N1	12-APR-2006 19:29:19	Dark	38.500	172	Gam Gru	3.0030	13100.	77	21524	No
265	GOM_NL__2PRFIN20060412_193617_000000402046_00429_21525_8968.N1	12-APR-2006 19:36:17	Dark	39.500	45	Alp Pav	1.9400	26000.	79	21525	No
266	GOM_NL__2PRFIN20060412_194343_000000402046_00429_21525_8969.N1	12-APR-2006 19:43:43	Dark	39.500	43	Alp TrA	1.9100	4250.0	79	21525	No
267	GOM_NL__2PRFIN20060412_194547_000000392046_00429_21525_8970.N1	12-APR-2006 19:45:47	Dark	39.000	134	Bet TrA	2.8100	6600.0	78	21525	No
268	GOM_NL__2PRFIN20060412_194814_000000422046_00429_21525_8971.N1	12-APR-2006 19:48:14	Straylight	42.000	4	Alp1Cen	-0.010000	5800.0	84	21525	No
269	GOM_NL__2PRFIN20060412_205938_000000432046_00429_21525_8972.N1	12-APR-2006 20:59:38	Dark	42.500	162	34Alp Aqr	2.9440	5350.0	85	21525	No
270	GOM_NL__2PRFIN20060412_210208_000000492046_00429_21525_8973.N1	12-APR-2006 21:02:08	Dark	49.000	154	22Bet Aqr	2.8990	5700.0	98	21525	No
271	GOM_NL__2PRFIN20060412_210434_000000422046_00429_21525_8974.N1	12-APR-2006 21:04:34	Dark	41.500	142	49Del Cap	2.8500	8900.0	83	21525	No
272	GOM_NL__2PRFIN20060412_210955_000000382046_00429_21525_8975.N1	12-APR-2006 21:09:55	Dark	38.000	172	Gam Gru	3.0030	13100.	76	21525	No
273	GOM_NL__2PRFIN20060412_211653_000000392046_00430_21526_8968.N1	12-APR-2006 21:16:53	Dark	39.000	45	Alp Pav	1.9400	26000.	78	21526	No
274	GOM_NL__2PRFIN20060412_212420_000000412046_00430_21526_8969.N1	12-APR-2006 21:24:20	Dark	41.000	43	Alp TrA	1.9100	4250.0	82	21526	No
275	GOM_NL__2PRFIN20060412_212623_000000382046_00430_21526_8970.N1	12-APR-2006 21:26:23	Dark	38.000	134	Bet TrA	2.8100	6600.0	76	21526	No
276	GOM_NL__2PRFIN20060412_212850_000000492046_00430_21526_8971.N1	12-APR-2006 21:28:50	Straylight	48.500	4	Alp1Cen	-0.010000	5800.0	97	21526	No
277	GOM_NL__2PRFIN20060412_213157_000000442046_00430_21526_8972.N1	12-APR-2006 21:31:57	Straylight	44.000	78	Alp Lup	2.3040	28000.	88	21526	No
278	GOM_NL__2PRFIN20060412_213333_000000432046_00430_21526_8973.N1	12-APR-2006 21:33:33	Straylight	42.500	81	Eta Cen	2.3560	28000.	85	21526	No

279	GOM_NL__2PRFIN20060412_213559_000000482046_00430_21526_8974.N1	12-APR-2006 21:35:59	Straylight	48.000	54	5The Cen	2.0550	4500.0	96	21526	No
280	GOM_NL__2PRFIN20060412_214115_000000422046_00430_21526_8975.N1	12-APR-2006 21:41:15	Twilight	42.000	106	9Bet Crv	2.6480	5600.0	84	21526	No
281	GOM_NL__2PRFIN20060412_214306_000000382046_00430_21526_8976.N1	12-APR-2006 21:43:06	Bright	37.500	100	4Gam Crv	2.5800	13100.	75	21526	No
282	GOM_NL__2PRFIN20060412_214739_000000382046_00430_21526_8977.N1	12-APR-2006 21:47:39	Bright	37.500	121	29Gam Vir	2.7400	7200.0	75	21526	No
283	GOM_NL__2PRFIN20060412_215221_000000362046_00430_21526_8978.N1	12-APR-2006 21:52:21	Bright	36.000	62	94Bet Leo	2.1360	9700.0	72	21526	No
284	GOM_NL__2PRFIN20060412_220052_000000352046_00430_21526_8979.N1	12-APR-2006 22:00:52	Bright	35.000	174	52Psi UMa	3.0040	4400.0	70	21526	No
285	GOM_NL__2PRFIN20060412_220326_000000342046_00430_21526_8980.N1	12-APR-2006 22:03:26	Bright	33.500	87	64Gam UMa	2.4330	11000.	67	21526	No
286	GOM_NL__2PRFIN20060412_220443_000000372046_00430_21526_8981.N1	12-APR-2006 22:04:43	Bright	37.000	32	77Eps UMa	1.7630	11000.	74	21526	No
287	GOM_NL__2PRFIN20060412_221109_000000412046_00430_21526_8982.N1	12-APR-2006 22:11:09	Bright	41.000	60	7Bet UMi	2.0810	3950.0	82	21526	No
288	GOM_NL__2PRFIN20060412_221346_000000362046_00430_21526_8983.N1	12-APR-2006 22:13:46	Bright	35.500	49	1Alp UMi	1.9900	6300.0	71	21526	No
289	GOM_NL__2PRFIN20060412_222109_000000382046_00430_21526_8984.N1	12-APR-2006 22:21:09	Bright	38.000	89	5Alp Cep	2.4510	8000.0	76	21526	No
290	GOM_NL__2PRFIN20060412_223052_000000362046_00430_21526_8985.N1	12-APR-2006 22:30:52	Bright	36.000	164	44Eta Peg	2.9480	5400.0	72	21526	No
291	GOM_NL__2PRFIN20060412_223746_000000492046_00430_21526_8986.N1	12-APR-2006 22:37:46	Twilight	49.000	61	8Eps Peg	2.1000	3900.0	98	21526	No
292	GOM_NL__2PRFIN20060412_224014_000000432046_00430_21526_8987.N1	12-APR-2006 22:40:14	Dark	42.500	162	34Alp Aqr	2.9440	5350.0	85	21526	No
293	GOM_NL__2PRFIN20060412_224244_000000442046_00430_21526_8988.N1	12-APR-2006 22:42:44	Dark	43.500	154	22Bet Aqr	2.8990	5700.0	87	21526	No
294	GOM_NL__2PRFIN20060412_224510_000000442046_00430_21526_8989.N1	12-APR-2006 22:45:10	Dark	44.000	142	49Del Cap	2.8500	8900.0	88	21526	No
295	GOM_NL__2PRFIN20060412_225032_000000392046_00430_21526_8990.N1	12-APR-2006 22:50:32	Dark	39.000	172	Gam Gru	3.0030	13100.	78	21526	No
296	GOM_NL__2PRFIN20060412_230456_000000392046_00431_21527_8968.N1	12-APR-2006 23:04:56	Dark	39.000	43	Alp TrA	1.9100	4250.0	78	21527	No
297	GOM_NL__2PRFIN20060412_230659_000000412046_00431_21527_8969.N1	12-APR-2006 23:06:59	Dark	40.500	134	Bet TrA	2.8100	6600.0	81	21527	No
298	GOM_NL__2PRFIN20060412_230927_000000452046_00431_21527_8970.N1	12-APR-2006 23:09:27	Straylight	45.000	4	Alp1Cen	-0.010000	5800.0	90	21527	No
299	GOM_NL__2PRFIN20060412_231233_000000432046_00431_21527_8971.N1	12-APR-2006 23:12:33	Straylight	43.000	78	Alp Lup	2.3040	28000.	86	21527	No
300	GOM_NL__2PRFIN20060412_231409_000000472046_00431_21527_8972.N1	12-APR-2006 23:14:09	Straylight	47.000	81	Eta Cen	2.3560	28000.	94	21527	No
301	GOM_NL__2PRFIN20060412_231635_000000462046_00431_21527_8973.N1	12-APR-2006 23:16:35	Straylight	46.000	54	5The Cen	2.0550	4500.0	92	21527	No
302	GOM_NL__2PRFIN20060412_232151_000000442046_00431_21527_8974.N1	12-APR-2006 23:21:51	Twilight	44.000	106	9Bet Crv	2.6480	5600.0	88	21527	No
303	GOM_NL__2PRFIN20060412_232342_000000482046_00431_21527_8975.N1	12-APR-2006 23:23:42	Bright	48.000	100	4Gam Crv	2.5800	13100.	96	21527	No
304	GOM_NL__2PRFIN20060412_232814_000000392046_00431_21527_8976.N1	12-APR-2006 23:28:14	Bright	38.500	121	29Gam Vir	2.7400	7200.0	77	21527	No
305	GOM_NL__2PRFIN20060412_233257_000000362046_00431_21527_8977.N1	12-APR-2006 23:32:57	Bright	35.500	62	94Bet Leo	2.1360	9700.0	71	21527	No
306	GOM_NL__2PRFIN20060412_234129_000000362046_00431_21527_8978.N1	12-APR-2006 23:41:29	Bright	35.500	174	52Psi UMa	3.0040	4400.0	71	21527	No
307	GOM_NL__2PRFIN20060412_234402_000000362046_00431_21527_8979.N1	12-APR-2006 23:44:02	Bright	35.500	87	64Gam UMa	2.4330	11000.	71	21527	No
308	GOM_NL__2PRFIN20060412_234519_000000362046_00431_21527_8980.N1	12-APR-2006 23:45:19	Bright	36.000	32	77Eps UMa	1.7630	11000.	72	21527	No
309	GOM_NL__2PRFIN20060412_235145_000000372046_00431_21527_8981.N1	12-APR-2006 23:51:45	Bright	36.500	60	7Bet UMi	2.0810	3950.0	73	21527	No
310	GOM_NL__2PRFIN20060412_235422_000000332046_00431_21527_8982.N1	12-APR-2006 23:54:22	Bright	33.000	49	1Alp UMi	1.9900	6300.0	66	21527	No

### 3. Quality information per product

In this section it is plotted some information contained in the Quality Summary data set of the level 2 products. Only products in dark limb conditions and without errors (error flag in the MPH set to "0") are used.

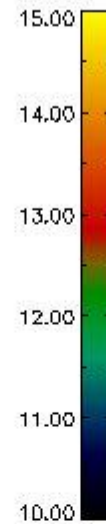
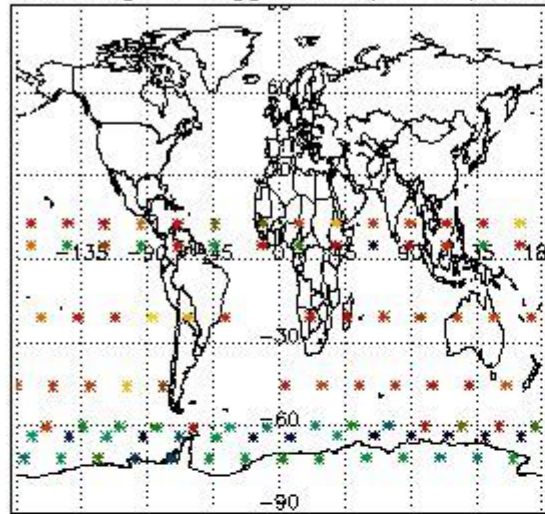
#### 3.1 Plot quality information per product (time dependant)



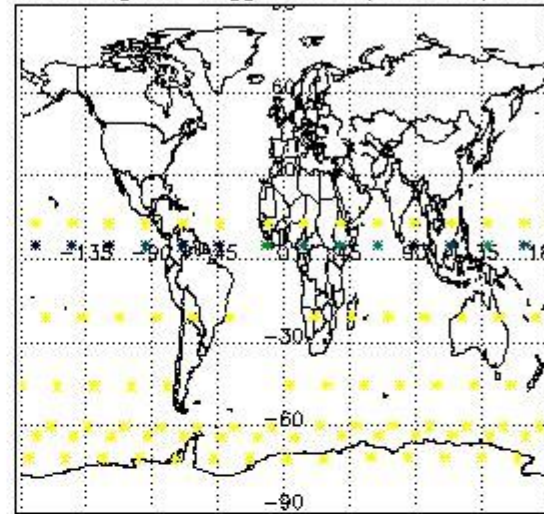
3.2 Plot quality information per product (world map)



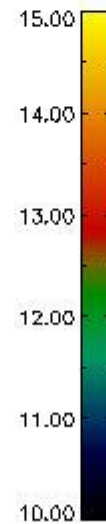
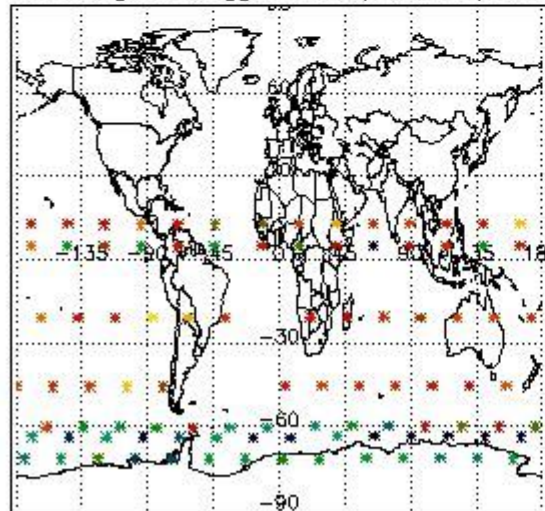
Percentage of flagged data per O3 profile



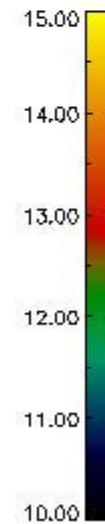
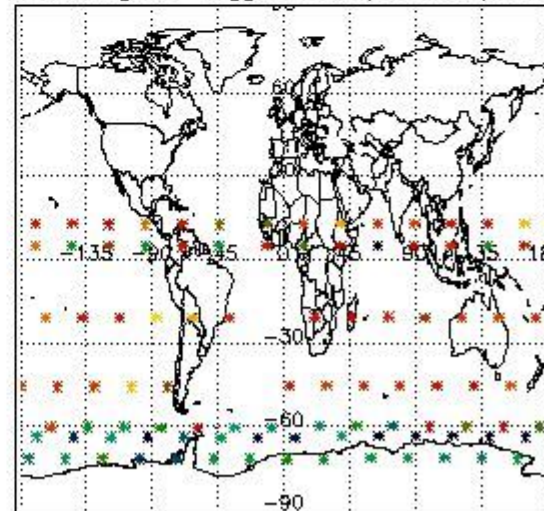
Percentage of flagged data per H2O profile



Percentage of flagged data per NO2 profile



Percentage of flagged data per NO3 profile

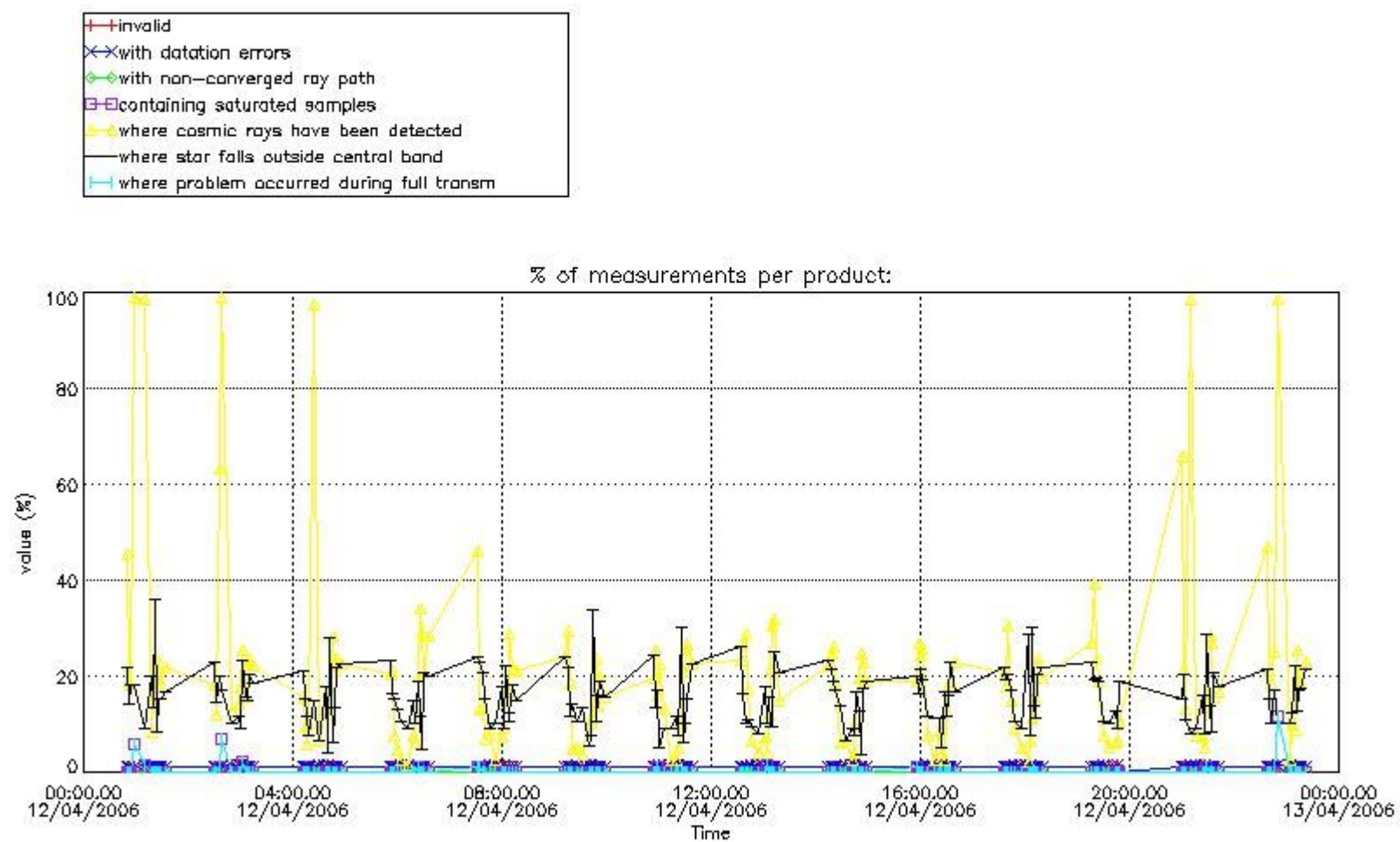


#### 4. Level 1 quality information per product

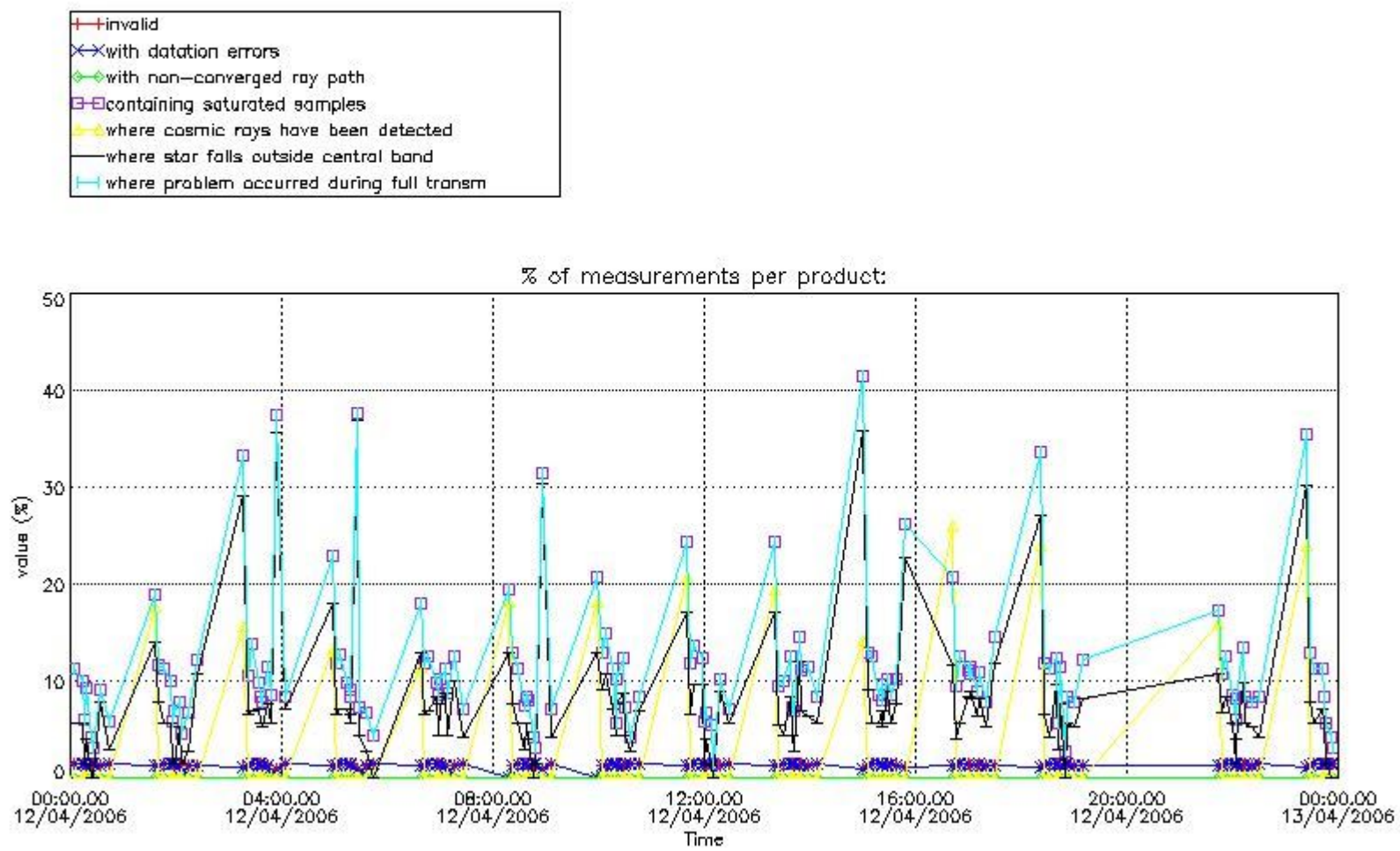
In this section it is plotted some information contained in the Quality Summary data set of the level 2 products that comes from the level 1b processing. Products without errors (error flag in the MPH set to "0") are used.

##### 4.1 Plot quality information per product (time dependant) coming from level 1b processing

###### 4.1.1 Plot level 1 quality information per product (time dependant): ENVISAT ASCENDING passes



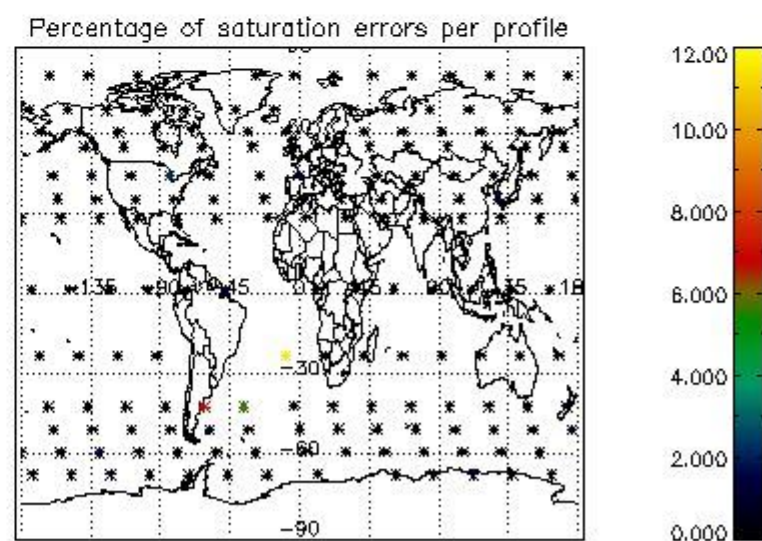
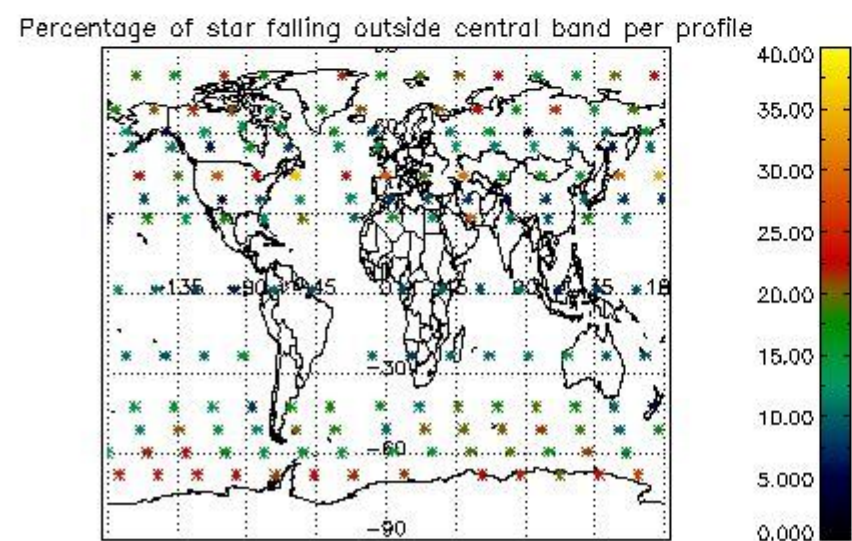
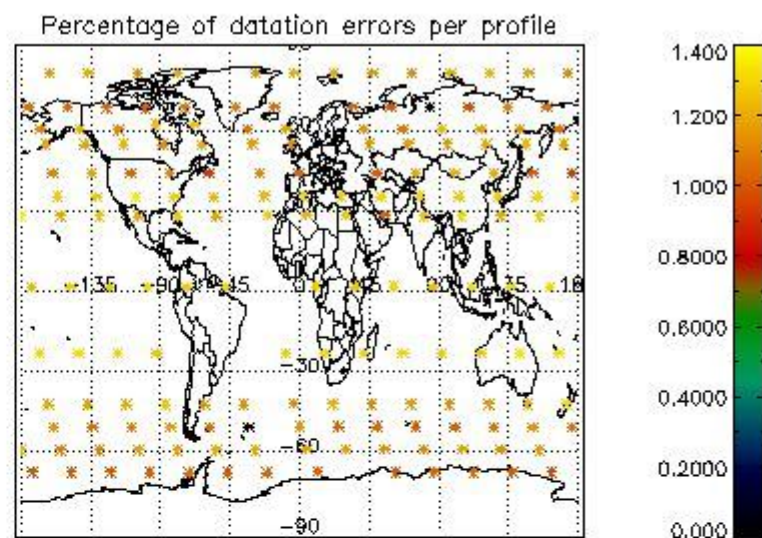
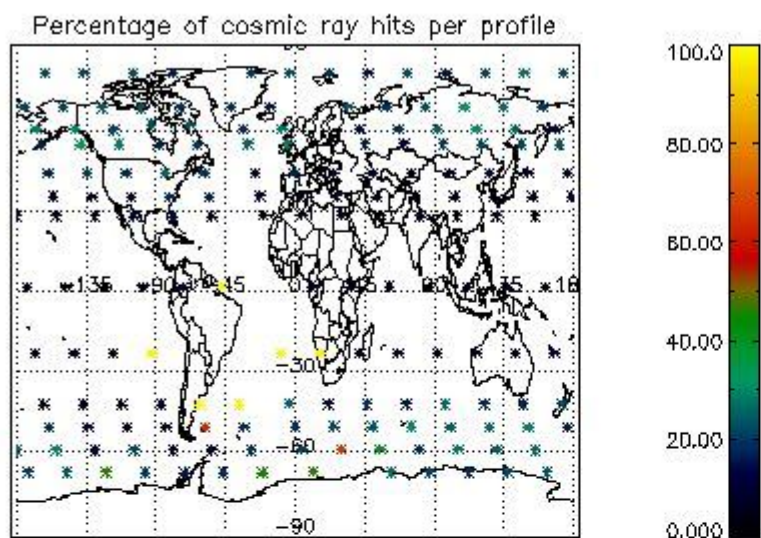
4.1.2 Plot level 1 quality information per product (time dependant): ENVI SAT DESCENDING passes



*4.2 Plot quality information per product coming from level 1b processing (world map)*

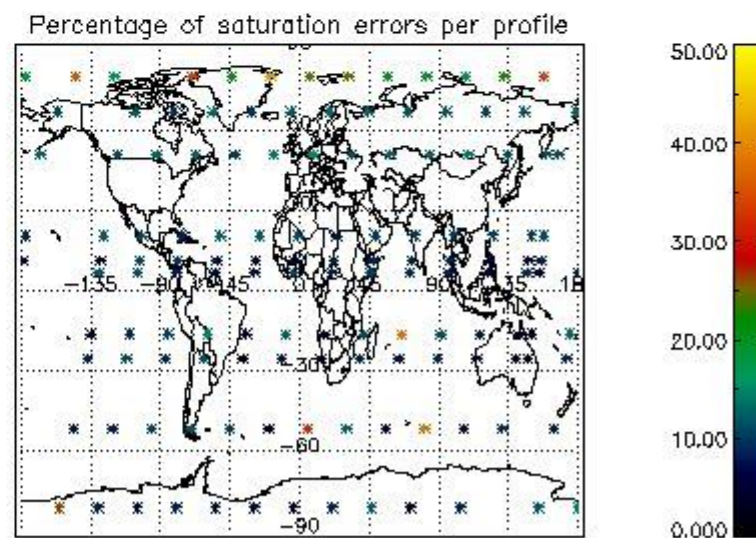
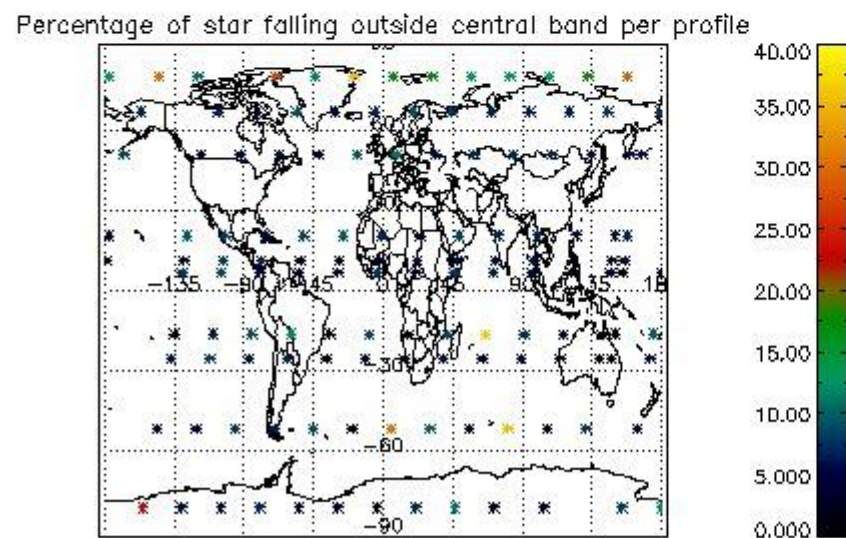
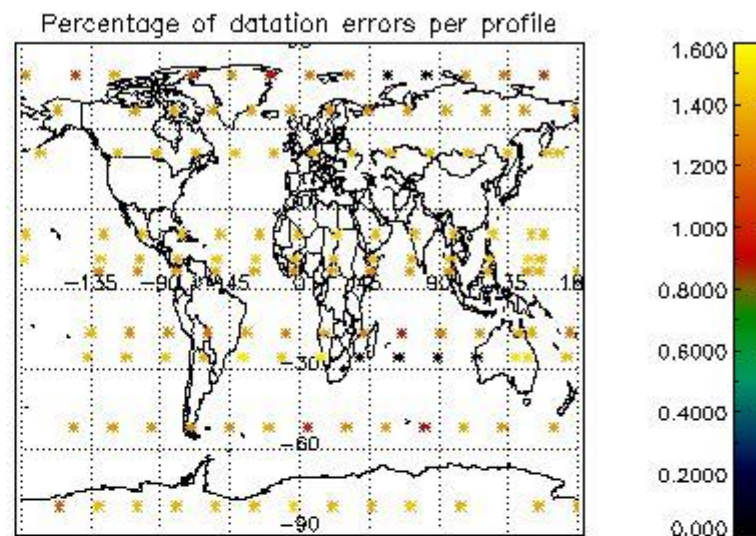
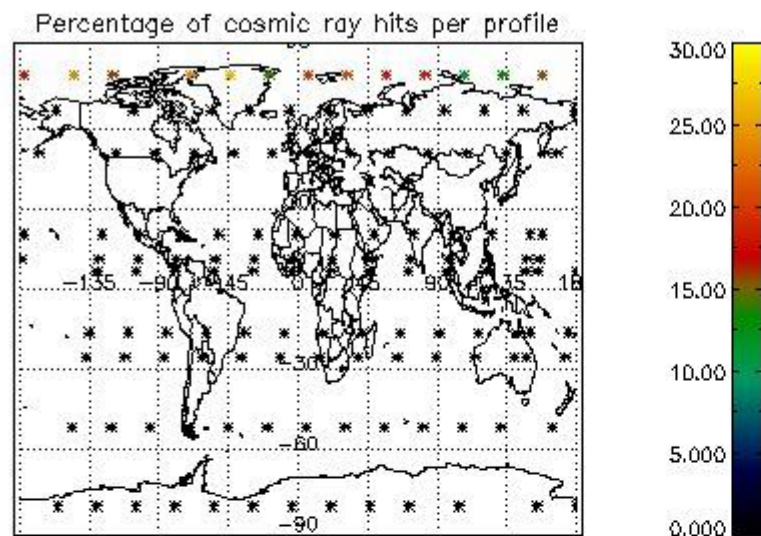
*4.2.1 Plot level 1 quality information per product (world map): ENVISAT ASCENDING passes*





4.2.2 Plot level 1 quality information per product (world map): ENVISAT DESCENDING passes





## 5. Trace gas profiles

### 5.1 Ozone statistics based on quality of products

The final quality of the products can be "measured" using the STD (Standard Deviation) attached to every point profile. This information is written to the parameter GOM\_NL\_\_2P/NL\_LOCAL\_SPECIES\_DENSITY/o3\_std of the level 2 products. The table below shows the statistics for given STD ranges.

The statistics are given with respect to the overall valid production:

- Products without fatal errors: GOM\_NL\_\_2P/MPH/PRODUCT\_ERR=0
- Valid point profile: GOM\_NL\_\_2P/NL\_LOCAL\_SPECIES\_DENSITY/pcd(0)=0

The 'Criteria' is applied to valid points of dark limb products:

- Products in dark limb illumination condition: GOM\_NL\_\_2P/NL\_SUMMARY\_QUALITY/obs\_ill\_cond=0
- Products without fatal errors: GOM\_NL\_\_2P/MPH/PRODUCT\_ERR=0
- Valid point profile: GOM\_NL\_\_2P/NL\_LOCAL\_SPECIES\_DENSITY/pcd(0)=0

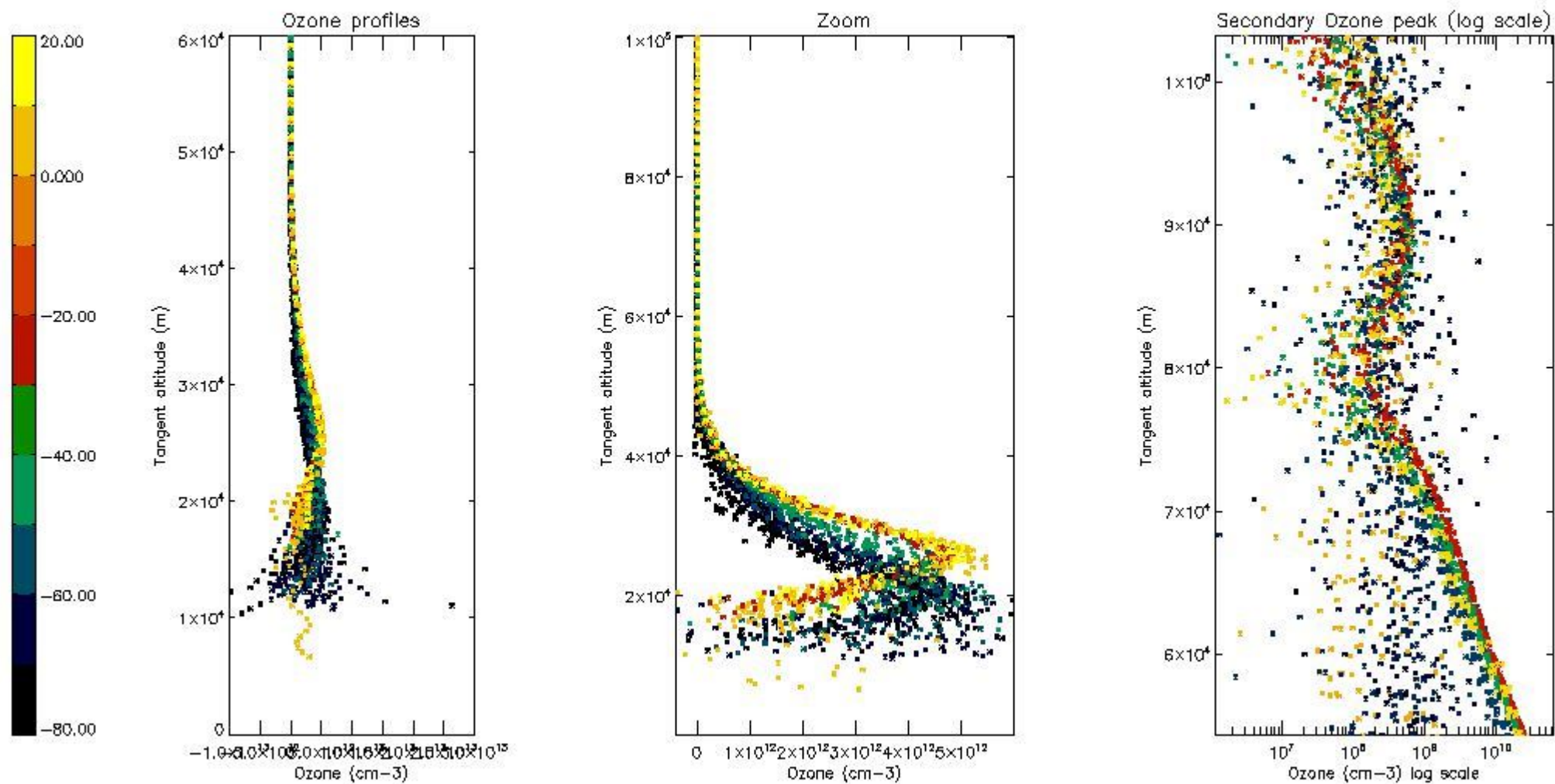
So, the table below shows the percentage of dark limb and valid observations for each criteria with respect to the overall valid daily observations.

Criteria	% of total production
All STD	32
STD < 20	14

STD < 10	9
STD < 5	3

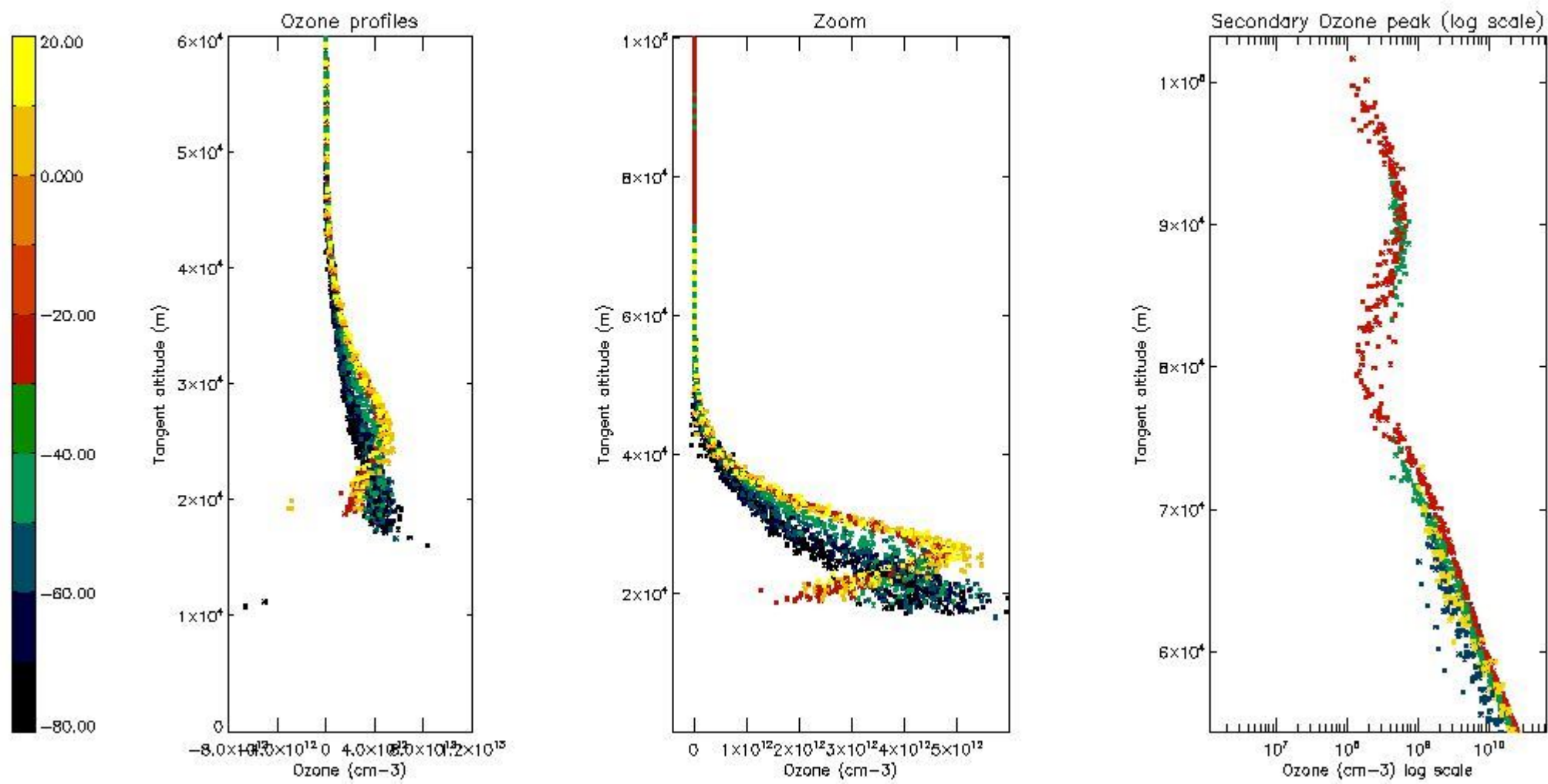
5.2 Plot ozone profiles for all STD (dark without errors)

The colorbar represents the latitude.



5.3 Plot ozone profiles where STD < 20% (dark without errors)

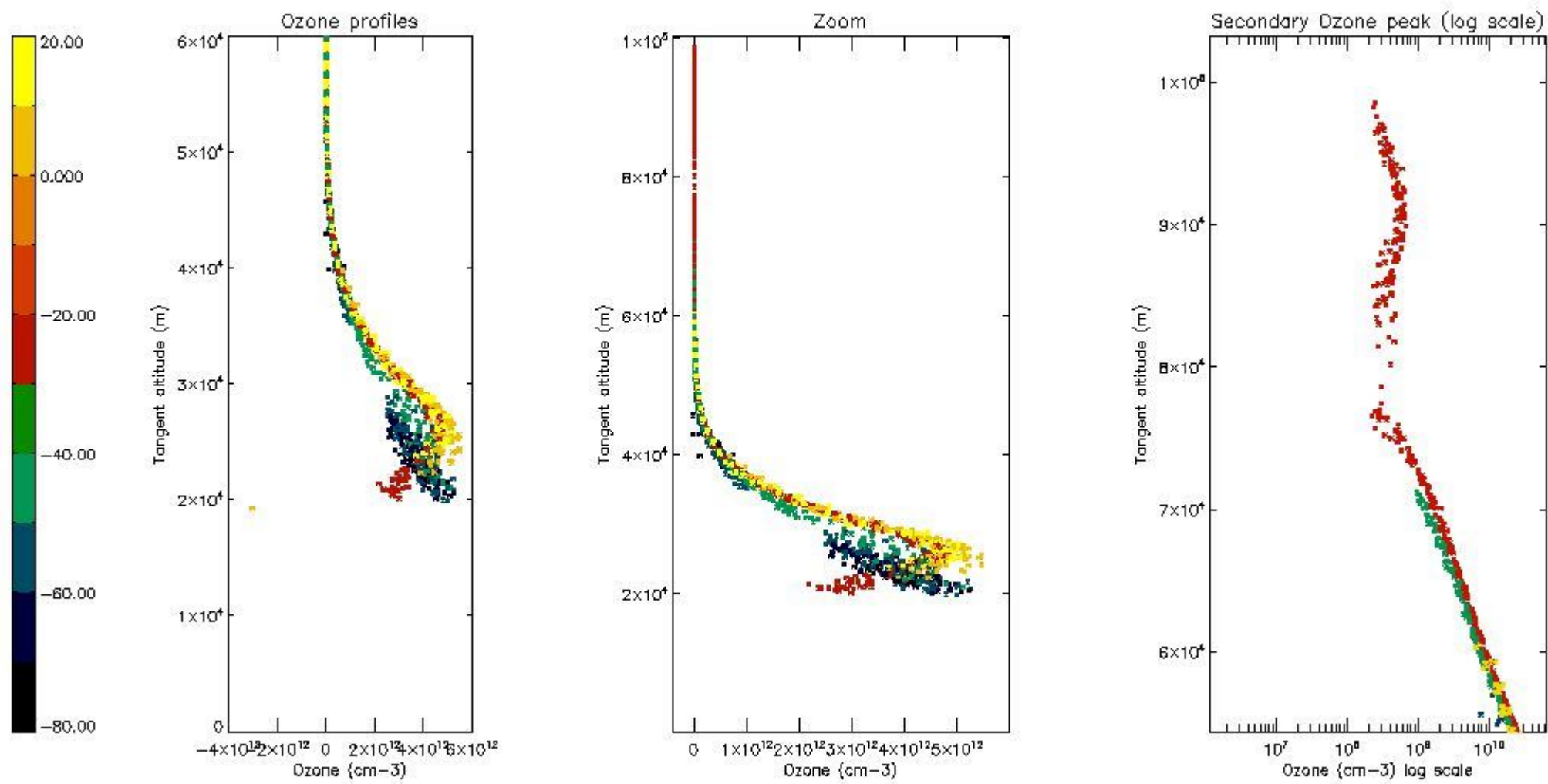
The colorbar represents the latitude.



*5.4 Plot ozone profiles where STD < 10% (dark without errors)*

The colorbar represents the latitude.

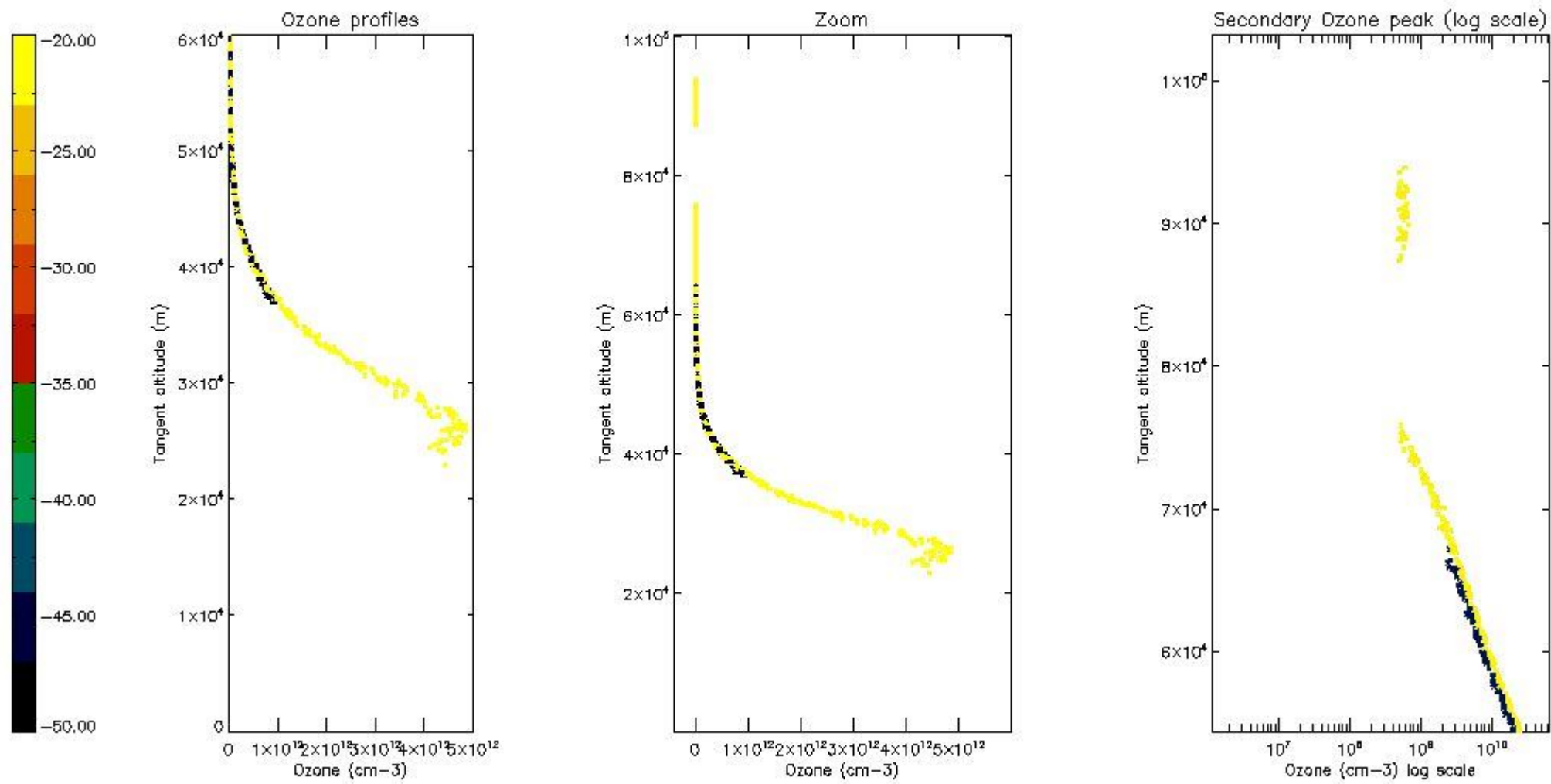




*5.5 Plot ozone profiles where STD < 5% (dark without errors)*

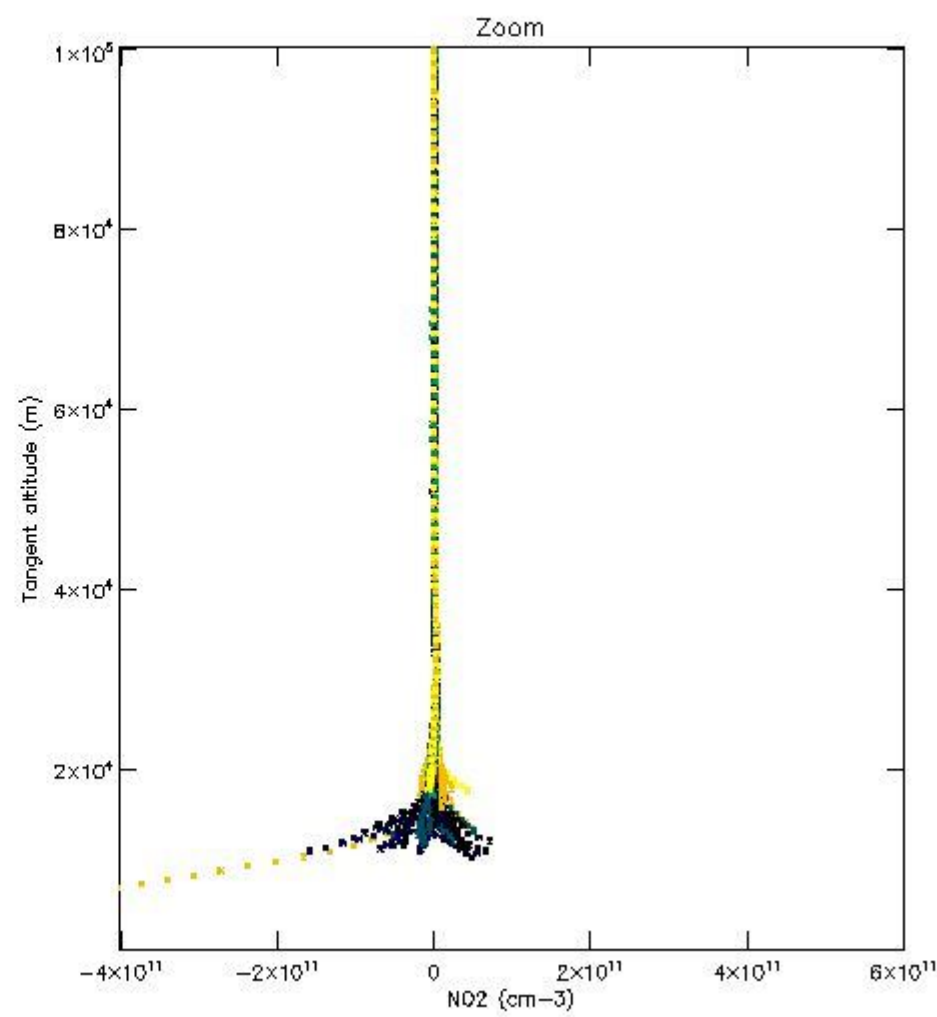
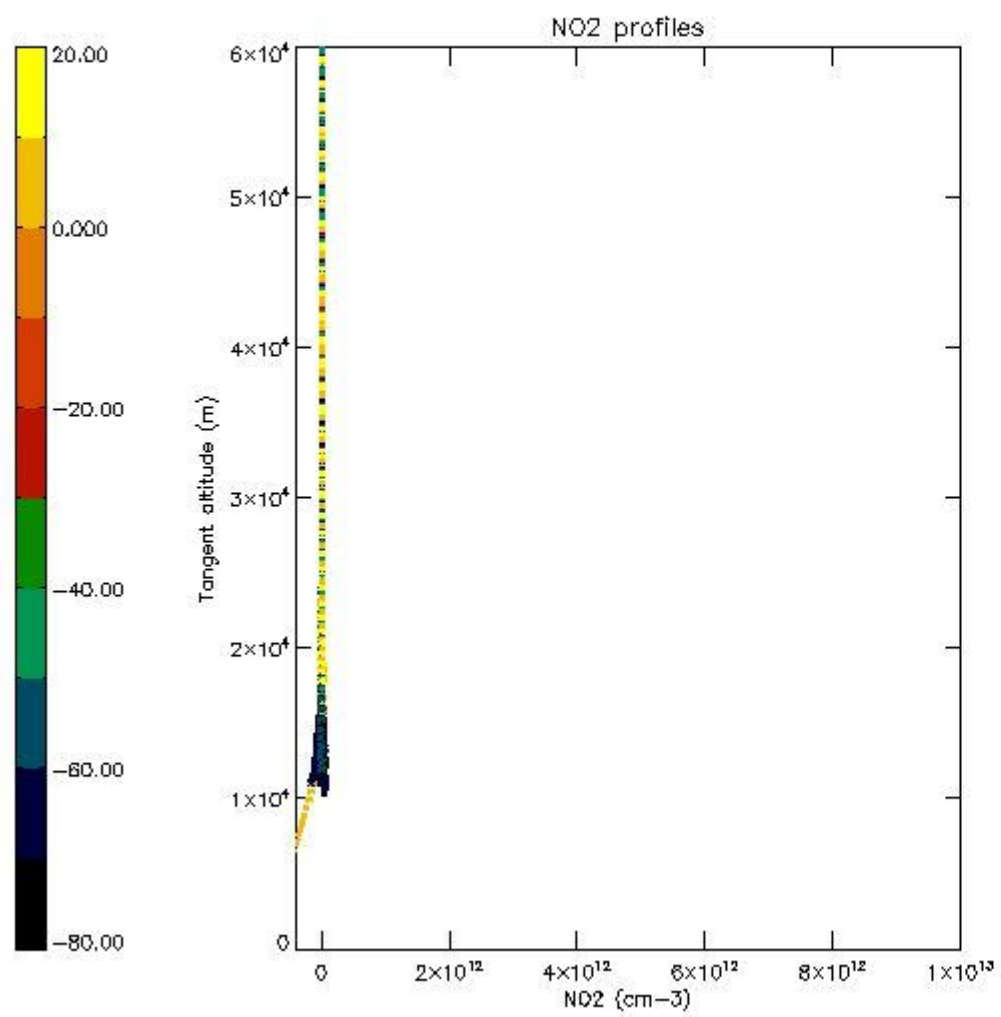
The colorbar represents the latitude.





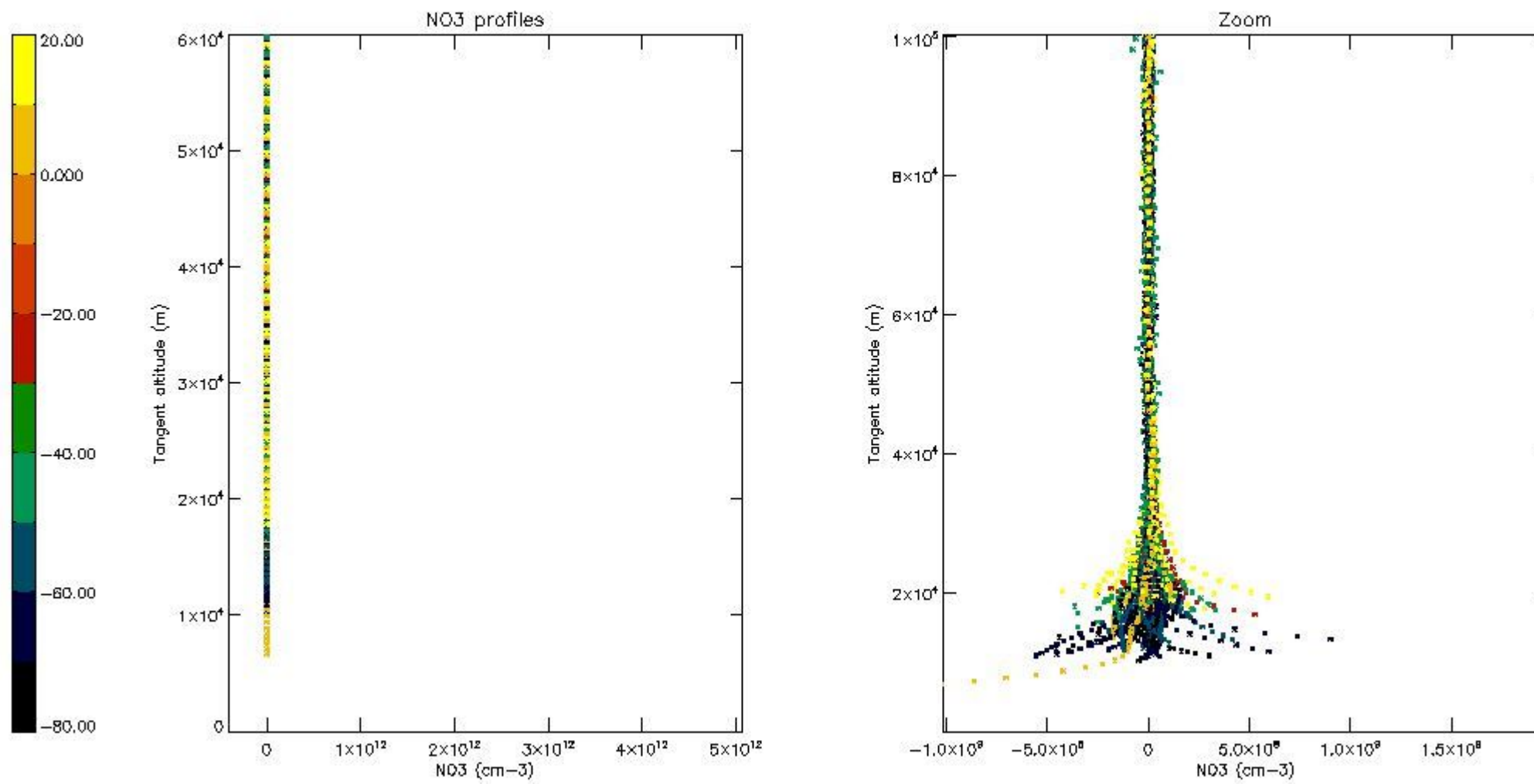
*5.6 Plot NO<sub>2</sub> profiles for all STD (dark without errors)*

The colorbar represents the latitude.



*5.7 Plot NO3 profiles for all STD (dark without errors)*

The colorbar represents the latitude.



## 6. Auxiliary Data Files used for the production reported in section 2

The number reported in the third column indicates since which file (see list in section 2) the corresponding auxiliary file has been used. The fourth column is the date of those product files.

Type	Auxiliary Filename	Used since product	Used since product date
INST_PHYS_CHARACTERISTICS	GOM_INS_AXVIEC20091111_143220_20030716_120000_20500101_000000	1	12-APR-2006 00:04:33
LEVEL-2_PROC_CONFIG	GOM_PR2_AXVIEC20091111_152718_20020301_000000_20500101_000000	1	12-APR-2006 00:04:33
CROSS_SECTIONS_FILE	GOM_CRS_AXVIEC20091111_154832_20020301_000000_20500101_000000	1	12-APR-2006 00:04:33

# GOMOS Level 2 Daily Report

## SUMMARY

### [1. General Info](#)

### [2. Summary of processed GOM\\_NL\\_2P products](#)

### [3. Level 2 Quality information per product](#)

#### [3.1 Plot of level 2 quality information per product \(time dependant\)](#)

#### [3.2 Plot of level 2 quality information per product \(world map\)](#)

### [4. Level 1 Quality information per product \(stored on level 2 products\)](#)

#### [4.1 Plot of level 1 quality information per product \(time dependant\)](#)

##### [4.1.1 Plot of level 1 quality information per product \(time dependant\): ASCENDING](#)

##### [4.1.2 Plot of level 1 quality information per product \(time dependant\): DESCENDING](#)

#### [4.2 Plot of level 1 quality information per product \(world map\)](#)

##### [4.2.1 Plot of level 1 quality information per product \(world map\): ASCENDING](#)

##### [4.2.2 Plot of level 1 quality information per product \(world map\): DESCENDING](#)

### [5. Ozone profiles based on quality statistics and other trace gas profiles](#)

#### [5.1 Ozone statistics based on quality of products](#)

#### [5.2 Plot ozone profiles for all STD \(dark without errors\)](#)

#### [5.3 Plot ozone profiles where STD < 20% \(dark without errors\)](#)

#### [5.4. Plot ozone profiles where STD < 10% \(dark without errors\)](#)

#### [5.5. Plot ozone profiles where STD < 5% \(dark without errors\)](#)

#### [5.6 Plot NO2 profiles for all STD \(dark without errors\)](#)

#### [5.7 Plot NO3 profiles for all STD \(dark without errors\)](#)

#### [5.8 Plot H2O profiles \(only for occultations of stars 1,2,3,4,13,14,16,26,63 dark without errors\) for all STD](#)

### [6. Auxiliary Data Files used for the production reported in section 2](#)



This report presents the daily analysis on parameters extracted from GOMOS level 2 data (GOM\_NL\_\_2P). It is intended to monitor some important parameters that will impact the quality of these products. A list of level 2 products (and content) that have arrived during the reporting day to the PCF is also given.

Item	Value
Time of report generation	23APR2013 18:01:26
Data source version	GOMOS/6.01
Start time of products	12-04-2006 (12APR2006 00:00:00)
Stop time of products	13-04-2006 (13APR2006 00:00:00)
Store outputs in DB	Yes
Nb of level 2 prods	310
Nb of prods with errors	0

## 2. Summary of processed GOM\_NL\_\_2P products.

Nr	Filename	UTC Start time	Limb	Duration	Star Id	Star Name	Star Mag	Star Temp	Nb Meas	Orbit	Prod. error
1	GOM_NL__2PRFIN20060412_000433_000000362046_00417_21513_8958.N1	12-APR-2006 00:04:33	Bright	35.500	62	94Bet Leo	2.1360	9700.0	71	21513	No
2	GOM_NL__2PRFIN20060412_001304_000000352046_00417_21513_8959.N1	12-APR-2006 00:13:04	Bright	35.000	174	52Psi UMa	3.0040	4400.0	70	21513	No
3	GOM_NL__2PRFIN20060412_001540_000000342046_00417_21513_8960.N1	12-APR-2006 00:15:40	Bright	33.500	87	64Gam UMa	2.4330	11000.	67	21513	No
4	GOM_NL__2PRFIN20060412_001700_000000382046_00417_21513_8961.N1	12-APR-2006 00:17:00	Bright	37.500	32	77Eps UMa	1.7630	11000.	75	21513	No
5	GOM_NL__2PRFIN20060412_002326_000000372046_00417_21513_8962.N1	12-APR-2006 00:23:26	Bright	36.500	60	7Bet UMi	2.0810	3950.0	73	21513	No
6	GOM_NL__2PRFIN20060412_002559_000000332046_00417_21513_8963.N1	12-APR-2006 00:25:59	Bright	32.500	49	1Alp UMi	1.9900	6300.0	65	21513	No
7	GOM_NL__2PRFIN20060412_003324_000000392046_00417_21513_8964.N1	12-APR-2006 00:33:24	Bright	38.500	89	5Alp Cep	2.4510	8000.0	77	21513	No
8	GOM_NL__2PRFIN20060412_004303_000000352046_00417_21513_8965.N1	12-APR-2006 00:43:03	Bright	34.500	164	44Eta Peg	2.9480	5400.0	69	21513	No
9	GOM_NL__2PRFIN20060412_004954_000000492046_00417_21513_8966.N1	12-APR-2006 00:49:54	Twilight	48.500	61	8Eps Peg	2.1000	3900.0	97	21513	No
10	GOM_NL__2PRFIN20060412_005222_000000422046_00417_21513_8967.N1	12-APR-2006 00:52:22	Dark	42.000	162	34Alp Aqr	2.9440	5350.0	84	21513	No
11	GOM_NL__2PRFIN20060412_005450_000000472046_00417_21513_8968.N1	12-APR-2006 00:54:50	Dark	46.500	154	22Bet Aqr	2.8990	5700.0	93	21513	No
12	GOM_NL__2PRFIN20060412_005716_000000442046_00417_21513_8969.N1	12-APR-2006 00:57:16	Dark	44.000	142	49Del Cap	2.8500	8900.0	88	21513	No
13	GOM_NL__2PRFIN20060412_010936_000000392046_00418_21514_8948.N1	12-APR-2006 01:09:36	Dark	38.500	45	Alp Pav	1.9400	26000.	77	21514	No
14	GOM_NL__2PRFIN20060412_011703_000000432046_00418_21514_8949.N1	12-APR-2006 01:17:03	Dark	42.500	43	Alp TrA	1.9100	4250.0	85	21514	No
15	GOM_NL__2PRFIN20060412_011906_000000412046_00418_21514_8950.N1	12-APR-2006 01:19:06	Dark	40.500	134	Bet TrA	2.8100	6600.0	81	21514	No
16	GOM_NL__2PRFIN20060412_012134_000000542046_00418_21514_8951.N1	12-APR-2006 01:21:34	Straylight	54.000	4	Alp1Cen	-0.010000	5800.0	108	21514	No
17	GOM_NL__2PRFIN20060412_012439_000000422046_00418_21514_8952.N1	12-APR-2006 01:24:39	Straylight	41.500	78	Alp Lup	2.3040	28000.	83	21514	No
18	GOM_NL__2PRFIN20060412_012650_000000402046_00418_21514_8953.N1	12-APR-2006 01:26:50	Straylight	39.500	64	Gam Cen	2.2000	10600.	79	21514	No
19	GOM_NL__2PRFIN20060412_012843_000000462046_00418_21514_8954.N1	12-APR-2006 01:28:43	Straylight	46.000	54	5The Cen	2.0550	4500.0	92	21514	No
20	GOM_NL__2PRFIN20060412_013402_000000422046_00418_21514_8955.N1	12-APR-2006 01:34:02	Twilight	41.500	106	9Bet Crv	2.6480	5600.0	83	21514	No
21	GOM_NL__2PRFIN20060412_013553_000000402046_00418_21514_8956.N1	12-APR-2006 01:35:53	Bright	39.500	100	4Gam Crv	2.5800	13100.	79	21514	No
22	GOM_NL__2PRFIN20060412_014027_000000392046_00418_21514_8957.N1	12-APR-2006 01:40:27	Bright	38.500	121	29Gam Vir	2.7400	7200.0	77	21514	No
23	GOM_NL__2PRFIN20060412_014509_000000362046_00418_21514_8958.N1	12-APR-2006 01:45:09	Bright	35.500	62	94Bet Leo	2.1360	9700.0	71	21514	No
24	GOM_NL__2PRFIN20060412_015340_000000352046_00418_21514_8959.N1	12-APR-2006 01:53:40	Bright	35.000	174	52Psi UMa	3.0040	4400.0	70	21514	No
25	GOM_NL__2PRFIN20060412_015616_000000342046_00418_21514_8960.N1	12-APR-2006 01:56:16	Bright	34.000	87	64Gam UMa	2.4330	11000.	68	21514	No
26	GOM_NL__2PRFIN20060412_015735_000000362046_00418_21514_8961.N1	12-APR-2006 01:57:35	Bright	36.000	32	77Eps UMa	1.7630	11000.	72	21514	No
27	GOM_NL__2PRFIN20060412_020401_000000392046_00418_21514_8962.N1	12-APR-2006 02:04:01	Bright	38.500	60	7Bet UMi	2.0810	3950.0	77	21514	No
28	GOM_NL__2PRFIN20060412_020634_000000332046_00418_21514_8963.N1	12-APR-2006 02:06:34	Bright	32.500	49	1Alp UMi	1.9900	6300.0	65	21514	No
29	GOM_NL__2PRFIN20060412_021400_000000372046_00418_21514_8964.N1	12-APR-2006 02:14:00	Bright	37.000	89	5Alp Cep	2.4510	8000.0	74	21514	No
30	GOM_NL__2PRFIN20060412_022339_000000372046_00418_21514_8965.N1	12-APR-2006 02:23:39	Bright	37.000	164	44Eta Peg	2.9480	5400.0	74	21514	No
31	GOM_NL__2PRFIN20060412_023030_000000502046_00418_21514_8966.N1	12-APR-2006 02:30:30	Twilight	50.000	61	8Eps Peg	2.1000	3900.0	100	21514	No
32	GOM_NL__2PRFIN20060412_023259_000000422046_00418_21514_8967.N1	12-APR-2006 02:32:59	Dark	41.500	162	34Alp Aqr	2.9440	5350.0	83	21514	No
33	GOM_NL__2PRFIN20060412_023526_000000482046_00418_21514_8968.N1	12-APR-2006 02:35:26	Dark	47.500	154	22Bet Aqr	2.8990	5700.0	95	21514	No
34	GOM_NL__2PRFIN20060412_023752_000000442046_00418_21514_8969.N1	12-APR-2006 02:37:52	Dark	43.500	142	49Del Cap	2.8500	8900.0	87	21514	No
35	GOM_NL__2PRFIN20060412_025013_000000392046_00419_21515_8948.N1	12-APR-2006 02:50:13	Dark	39.000	45	Alp Pav	1.9400	26000.	78	21515	No
36	GOM_NL__2PRFIN20060412_025740_000000392046_00419_21515_8949.N1	12-APR-2006 02:57:40	Dark	39.000	43	Alp TrA	1.9100	4250.0	78	21515	No
37	GOM_NL__2PRFIN20060412_025942_000000392046_00419_21515_8950.N1	12-APR-2006 02:59:42	Dark	39.000	134	Bet TrA	2.8100	6600.0	78	21515	No
38	GOM_NL__2PRFIN20060412_030211_000000452046_00419_21515_8951.N1	12-APR-2006 03:02:11	Straylight	45.000	4	Alp1Cen	-0.010000	5800.0	90	21515	No
39	GOM_NL__2PRFIN20060412_030516_000000452046_00419_21515_8952.N1	12-APR-2006 03:05:16	Straylight	44.500	78	Alp Lup	2.3040	28000.	89	21515	No
40	GOM_NL__2PRFIN20060412_030726_000000402046_00419_21515_8953.N1	12-APR-2006 03:07:26	Straylight	40.000	64	Gam Cen	2.2000	10600.	80	21515	No
41	GOM_NL__2PRFIN20060412_030919_000000492046_00419_21515_8954.N1	12-APR-2006 03:09:19	Straylight	49.000	54	5The Cen	2.0550	4500.0	98	21515	No
42	GOM_NL__2PRFIN20060412_031438_000000432046_00419_21515_8955.N1	12-APR-2006 03:14:38	Twilight	43.000	106	9Bet Crv	2.6480	5600.0	86	21515	No

43	GOM_NL__2PRFIN20060412_031629_000000482046_00419_21515_8956.N1	12-APR-2006 03:16:29	Bright	48.000	100	4Gam Crv	2.5800	13100.	96	21515	No
44	GOM_NL__2PRFIN20060412_032103_000000382046_00419_21515_8957.N1	12-APR-2006 03:21:03	Bright	38.000	121	29Gam Vir	2.7400	7200.0	76	21515	No
45	GOM_NL__2PRFIN20060412_032545_000000362046_00419_21515_8958.N1	12-APR-2006 03:25:45	Bright	36.000	62	94Bet Leo	2.1360	9700.0	72	21515	No
46	GOM_NL__2PRFIN20060412_033416_000000362046_00419_21515_8959.N1	12-APR-2006 03:34:16	Bright	35.500	174	52Psi UMa	3.0040	4400.0	71	21515	No
47	GOM_NL__2PRFIN20060412_033652_000000362046_00419_21515_8960.N1	12-APR-2006 03:36:52	Bright	35.500	87	64Gam UMa	2.4330	11000.	71	21515	No
48	GOM_NL__2PRFIN20060412_033811_000000382046_00419_21515_8961.N1	12-APR-2006 03:38:11	Bright	38.000	32	77Eps UMa	1.7630	11000.	76	21515	No
49	GOM_NL__2PRFIN20060412_034437_000000402046_00419_21515_8962.N1	12-APR-2006 03:44:37	Bright	39.500	60	7Bet UMi	2.0810	3950.0	79	21515	No
50	GOM_NL__2PRFIN20060412_034711_000000352046_00419_21515_8963.N1	12-APR-2006 03:47:11	Bright	35.000	49	1Alp UMi	1.9900	6300.0	70	21515	No
51	GOM_NL__2PRFIN20060412_035435_000000562046_00419_21515_8964.N1	12-APR-2006 03:54:35	Bright	56.000	89	5Alp Cep	2.4510	8000.0	112	21515	No
52	GOM_NL__2PRFIN20060412_040415_000000362046_00419_21515_8965.N1	12-APR-2006 04:04:15	Bright	35.500	164	44Eta Peg	2.9480	5400.0	71	21515	No
53	GOM_NL__2PRFIN20060412_041107_000000482046_00419_21515_8966.N1	12-APR-2006 04:11:07	Twilight	47.500	61	8Eps Peg	2.1000	3900.0	95	21515	No
54	GOM_NL__2PRFIN20060412_041335_000000432046_00419_21515_8967.N1	12-APR-2006 04:13:35	Dark	42.500	162	34Alp Aqr	2.9440	5350.0	85	21515	No
55	GOM_NL__2PRFIN20060412_041602_000000432046_00419_21515_8968.N1	12-APR-2006 04:16:02	Dark	43.000	154	22Bet Aqr	2.8990	5700.0	86	21515	No
56	GOM_NL__2PRFIN20060412_041829_000000402046_00419_21515_8969.N1	12-APR-2006 04:18:29	Dark	39.500	142	49Del Cap	2.8500	8900.0	79	21515	No
57	GOM_NL__2PRFIN20060412_042352_000000402046_00419_21515_8970.N1	12-APR-2006 04:23:52	Dark	40.000	172	Gam Gru	3.0030	13100.	80	21515	No
58	GOM_NL__2PRFIN20060412_043049_000000382046_00420_21516_8948.N1	12-APR-2006 04:30:49	Dark	38.000	45	Alp Pav	1.9400	26000.	76	21516	No
59	GOM_NL__2PRFIN20060412_043816_000000422046_00420_21516_8949.N1	12-APR-2006 04:38:16	Dark	42.000	43	Alp TrA	1.9100	4250.0	84	21516	No
60	GOM_NL__2PRFIN20060412_044019_000000372046_00420_21516_8950.N1	12-APR-2006 04:40:19	Dark	37.000	134	Bet TrA	2.8100	6600.0	74	21516	No
61	GOM_NL__2PRFIN20060412_044247_000000492046_00420_21516_8951.N1	12-APR-2006 04:42:47	Straylight	48.500	4	Alp1Cen	-0.010000	5800.0	97	21516	No
62	GOM_NL__2PRFIN20060412_044552_000000412046_00420_21516_8952.N1	12-APR-2006 04:45:52	Straylight	40.500	78	Alp Lup	2.3040	28000.	81	21516	No
63	GOM_NL__2PRFIN20060412_044729_000000452046_00420_21516_8953.N1	12-APR-2006 04:47:29	Straylight	45.000	81	Eta Cen	2.3560	28000.	90	21516	No
64	GOM_NL__2PRFIN20060412_044956_000000492046_00420_21516_8954.N1	12-APR-2006 04:49:56	Straylight	48.500	54	5The Cen	2.0550	4500.0	97	21516	No
65	GOM_NL__2PRFIN20060412_045514_000000452046_00420_21516_8955.N1	12-APR-2006 04:55:14	Twi_and_stray	44.500	106	9Bet Crv	2.6480	5600.0	89	21516	No
66	GOM_NL__2PRFIN20060412_045705_000000422046_00420_21516_8956.N1	12-APR-2006 04:57:05	Bright	41.500	100	4Gam Crv	2.5800	13100.	83	21516	No
67	GOM_NL__2PRFIN20060412_050139_000000382046_00420_21516_8957.N1	12-APR-2006 05:01:39	Bright	38.000	121	29Gam Vir	2.7400	7200.0	76	21516	No
68	GOM_NL__2PRFIN20060412_050621_000000362046_00420_21516_8958.N1	12-APR-2006 05:06:21	Bright	35.500	62	94Bet Leo	2.1360	9700.0	71	21516	No
69	GOM_NL__2PRFIN20060412_051452_000000362046_00420_21516_8959.N1	12-APR-2006 05:14:52	Bright	35.500	174	52Psi UMa	3.0040	4400.0	71	21516	No
70	GOM_NL__2PRFIN20060412_051728_000000362046_00420_21516_8960.N1	12-APR-2006 05:17:28	Bright	36.000	87	64Gam UMa	2.4330	11000.	72	21516	No
71	GOM_NL__2PRFIN20060412_051847_000000392046_00420_21516_8961.N1	12-APR-2006 05:18:47	Bright	38.500	32	77Eps UMa	1.7630	11000.	77	21516	No
72	GOM_NL__2PRFIN20060412_052513_000000572046_00420_21516_8962.N1	12-APR-2006 05:25:13	Bright	57.000	60	7Bet UMi	2.0810	3950.0	114	21516	No
73	GOM_NL__2PRFIN20060412_052747_000000352046_00420_21516_8963.N1	12-APR-2006 05:27:47	Bright	34.500	49	1Alp UMi	1.9900	6300.0	69	21516	No
74	GOM_NL__2PRFIN20060412_053511_000000382046_00420_21516_8964.N1	12-APR-2006 05:35:11	Bright	37.500	89	5Alp Cep	2.4510	8000.0	75	21516	No
75	GOM_NL__2PRFIN20060412_054451_000000342046_00420_21516_8965.N1	12-APR-2006 05:44:51	Bright	34.000	164	44Eta Peg	2.9480	5400.0	68	21516	No
76	GOM_NL__2PRFIN20060412_055143_000000502046_00420_21516_8966.N1	12-APR-2006 05:51:43	Twilight	49.500	61	8Eps Peg	2.1000	3900.0	99	21516	No
77	GOM_NL__2PRFIN20060412_055411_000000432046_00420_21516_8967.N1	12-APR-2006 05:54:11	Dark	42.500	162	34Alp Aqr	2.9440	5350.0	85	21516	No
78	GOM_NL__2PRFIN20060412_055639_000000462046_00420_21516_8968.N1	12-APR-2006 05:56:39	Dark	45.500	154	22Bet Aqr	2.8990	5700.0	91	21516	No
79	GOM_NL__2PRFIN20060412_055906_000000422046_00420_21516_8969.N1	12-APR-2006 05:59:06	Dark	41.500	142	49Del Cap	2.8500	8900.0	83	21516	No
80	GOM_NL__2PRFIN20060412_060428_000000392046_00420_21516_8970.N1	12-APR-2006 06:04:28	Dark	38.500	172	Gam Gru	3.0030	13100.	77	21516	No
81	GOM_NL__2PRFIN20060412_061125_000000392046_00421_21517_8948.N1	12-APR-2006 06:11:25	Dark	39.000	45	Alp Pav	1.9400	26000.	78	21517	No
82	GOM_NL__2PRFIN20060412_061853_000000402046_00421_21517_8949.N1	12-APR-2006 06:18:53	Dark	40.000	43	Alp TrA	1.9100	4250.0	80	21517	No
83	GOM_NL__2PRFIN20060412_062055_000000402046_00421_21517_8950.N1	12-APR-2006 06:20:55	Dark	39.500	134	Bet TrA	2.8100	6600.0	79	21517	No
84	GOM_NL__2PRFIN20060412_062324_000000432046_00421_21517_8951.N1	12-APR-2006 06:23:24	Straylight	42.500	4	Alp1Cen	-0.010000	5800.0	85	21517	No
85	GOM_NL__2PRFIN20060412_062629_000000432046_00421_21517_8952.N1	12-APR-2006 06:26:29	Straylight	42.500	78	Alp Lup	2.3040	28000.	85	21517	No
86	GOM_NL__2PRFIN20060412_062805_000000412046_00421_21517_8953.N1	12-APR-2006 06:28:05	Straylight	41.000	81	Eta Cen	2.3560	28000.	82	21517	No
87	GOM_NL__2PRFIN20060412_063032_000000492046_00421_21517_8954.N1	12-APR-2006 06:30:32	Straylight	48.500	54	5The Cen	2.0550	4500.0	97	21517	No
88	GOM_NL__2PRFIN20060412_063550_000000432046_00421_21517_8955.N1	12-APR-2006 06:35:50	Twi_and_stray	42.500	106	9Bet Crv	2.6480	5600.0	85	21517	No
89	GOM_NL__2PRFIN20060412_063741_000000392046_00421_21517_8956.N1	12-APR-2006 06:37:41	Bright	39.000	100	4Gam Crv	2.5800	13100.	78	21517	No
90	GOM_NL__2PRFIN20060412_064215_000000382046_00421_21517_8957.N1	12-APR-2006 06:42:15	Bright	38.000	121	29Gam Vir	2.7400	7200.0	76	21517	No
91	GOM_NL__2PRFIN20060412_064657_000000362046_00421_21517_8958.N1	12-APR-2006 06:46:57	Bright	36.000	62	94Bet Leo	2.1360	9700.0	72	21517	No
92	GOM_NL__2PRFIN20060412_065528_000000362046_00421_21517_8959.N1	12-APR-2006 06:55:28	Bright	35.500	174	52Psi UMa	3.0040	4400.0	71	21517	No
93	GOM_NL__2PRFIN20060412_065804_000000352046_00421_21517_8960.N1	12-APR-2006 06:58:04	Bright	35.000	87	64Gam UMa	2.4330	11000.	70	21517	No
94	GOM_NL__2PRFIN20060412_065922_000000392046_00421_21517_8961.N1	12-APR-2006 06:59:22	Bright	39.000	32	77Eps UMa	1.7630	11000.	78	21517	No
95	GOM_NL__2PRFIN20060412_070548_000000402046_00421_21517_8962.N1	12-APR-2006 07:05:48	Bright	40.000	60	7Bet UMi	2.0810	3950.0	80	21517	No
96	GOM_NL__2PRFIN20060412_070823_000000352046_00421_21517_8963.N1	12-APR-2006 07:08:23	Bright	34.500	49	1Alp UMi	1.9900	6300.0	69	21517	No
97	GOM_NL__2PRFIN20060412_071547_000000402046_00421_21517_8964.N1	12-APR-2006 07:15:47	Bright	40.000	89	5Alp Cep	2.4510	8000.0	80	21517	No
98	GOM_NL__2PRFIN20060412_072527_000000362046_00421_21517_8965.N1	12-APR-2006 07:25:27	Bright	35.500	164	44Eta Peg	2.9480	5400.0	71	21517	No
99	GOM_NL__2PRFIN20060412_073219_000000502046_00421_21517_8966.N1	12-APR-2006 07:32:19	Twilight	50.000	61	8Eps Peg	2.1000	3900.0	100	21517	No
100	GOM_NL__2PRFIN20060412_073448_000000462046_00421_21517_8967.N1	12-APR-2006 07:34:48	Dark	45.500	162	34Alp Aqr	2.9440	5350.0	91	21517	No
101	GOM_NL__2PRFIN20060412_073715_000000482046_00421_21517_8968.N1	12-APR-2006 07:37:15	Dark	48.000	154	22Bet Aqr	2.8990	5700.0	96	21517	No

102	GOM_NL__2PRFIN20060412_073942_000000432046_00421_21517_8969.N1	12-APR-2006 07:39:42	Dark	42.500	142	49Del Cap	2.8500	8900.0	85	21517	No
103	GOM_NL__2PRFIN20060412_074505_000000382046_00421_21517_8970.N1	12-APR-2006 07:45:05	Dark	38.000	172	Gam Gru	3.0030	13100.	76	21517	No
104	GOM_NL__2PRFIN20060412_075202_000000392046_00422_21518_8948.N1	12-APR-2006 07:52:02	Dark	39.000	45	Alp Pav	1.9400	26000.	78	21518	No
105	GOM_NL__2PRFIN20060412_075929_000000422046_00422_21518_8949.N1	12-APR-2006 07:59:29	Dark	42.000	43	Alp TrA	1.9100	4250.0	84	21518	No
106	GOM_NL__2PRFIN20060412_080132_000000392046_00422_21518_8950.N1	12-APR-2006 08:01:32	Dark	39.000	134	Bet TrA	2.8100	6600.0	78	21518	No
107	GOM_NL__2PRFIN20060412_080400_000000452046_00422_21518_8951.N1	12-APR-2006 08:04:00	Straylight	45.000	4	Alp1Cen	-0.010000	5800.0	90	21518	No
108	GOM_NL__2PRFIN20060412_080705_000000422046_00422_21518_8952.N1	12-APR-2006 08:07:05	Straylight	42.000	78	Alp Lup	2.3040	28000.	84	21518	No
109	GOM_NL__2PRFIN20060412_080842_000000452046_00422_21518_8953.N1	12-APR-2006 08:08:42	Straylight	45.000	81	Eta Cen	2.3560	28000.	90	21518	No
110	GOM_NL__2PRFIN20060412_081109_000000472046_00422_21518_8954.N1	12-APR-2006 08:11:09	Straylight	47.000	54	5The Cen	2.0550	4500.0	94	21518	No
111	GOM_NL__2PRFIN20060412_081627_000000412046_00422_21518_8955.N1	12-APR-2006 08:16:27	Twi_and_stray	40.500	106	9Bet Crv	2.6480	5600.0	81	21518	No
112	GOM_NL__2PRFIN20060412_081818_000000392046_00422_21518_8956.N1	12-APR-2006 08:18:18	Bright	38.500	100	4Gam Crv	2.5800	13100.	77	21518	No
113	GOM_NL__2PRFIN20060412_082251_000000392046_00422_21518_8957.N1	12-APR-2006 08:22:51	Bright	39.000	121	29Gam Vir	2.7400	7200.0	78	21518	No
114	GOM_NL__2PRFIN20060412_082733_000000362046_00422_21518_8958.N1	12-APR-2006 08:27:33	Bright	35.500	62	94Bet Leo	2.1360	9700.0	71	21518	No
115	GOM_NL__2PRFIN20060412_083604_000000342046_00422_21518_8959.N1	12-APR-2006 08:36:04	Bright	33.500	174	52Psi UMa	3.0040	4400.0	67	21518	No
116	GOM_NL__2PRFIN20060412_083840_000000362046_00422_21518_8960.N1	12-APR-2006 08:38:40	Bright	36.000	87	64Gam UMa	2.4330	11000.	72	21518	No
117	GOM_NL__2PRFIN20060412_083958_000000382046_00422_21518_8961.N1	12-APR-2006 08:39:58	Bright	37.500	32	77Eps UMa	1.7630	11000.	75	21518	No
118	GOM_NL__2PRFIN20060412_084624_000000372046_00422_21518_8962.N1	12-APR-2006 08:46:24	Bright	36.500	60	7Bet UMi	2.0810	3950.0	73	21518	No
119	GOM_NL__2PRFIN20060412_084859_000000332046_00422_21518_8963.N1	12-APR-2006 08:48:59	Bright	32.500	49	1Alp UMi	1.9900	6300.0	65	21518	No
120	GOM_NL__2PRFIN20060412_085623_000000512046_00422_21518_8964.N1	12-APR-2006 08:56:23	Bright	51.000	89	5Alp Cep	2.4510	8000.0	102	21518	No
121	GOM_NL__2PRFIN20060412_090603_000000362046_00422_21518_8965.N1	12-APR-2006 09:06:03	Bright	35.500	164	44Eta Peg	2.9480	5400.0	71	21518	No
122	GOM_NL__2PRFIN20060412_091256_000000502046_00422_21518_8966.N1	12-APR-2006 09:12:56	Twilight	50.000	61	8Eps Peg	2.1000	3900.0	100	21518	No
123	GOM_NL__2PRFIN20060412_091524_000000462046_00422_21518_8967.N1	12-APR-2006 09:15:24	Dark	46.000	162	34Alp Aqr	2.9440	5350.0	92	21518	No
124	GOM_NL__2PRFIN20060412_091752_000000442046_00422_21518_8968.N1	12-APR-2006 09:17:52	Dark	43.500	154	22Bet Aqr	2.8990	5700.0	87	21518	No
125	GOM_NL__2PRFIN20060412_092018_000000422046_00422_21518_8969.N1	12-APR-2006 09:20:18	Dark	42.000	142	49Del Cap	2.8500	8900.0	84	21518	No
126	GOM_NL__2PRFIN20060412_092541_000000392046_00422_21518_8970.N1	12-APR-2006 09:25:41	Dark	38.500	172	Gam Gru	3.0030	13100.	77	21518	No
127	GOM_NL__2PRFIN20060412_093238_000000412046_00423_21519_8968.N1	12-APR-2006 09:32:38	Dark	40.500	45	Alp Pav	1.9400	26000.	81	21519	No
128	GOM_NL__2PRFIN20060412_094005_000000372046_00423_21519_8969.N1	12-APR-2006 09:40:05	Dark	37.000	43	Alp TrA	1.9100	4250.0	74	21519	No
129	GOM_NL__2PRFIN20060412_094208_000000392046_00423_21519_8970.N1	12-APR-2006 09:42:08	Dark	39.000	134	Bet TrA	2.8100	6600.0	78	21519	No
130	GOM_NL__2PRFIN20060412_094436_000000532046_00423_21519_8971.N1	12-APR-2006 09:44:36	Straylight	53.000	4	Alp1Cen	-0.010000	5800.0	106	21519	No
131	GOM_NL__2PRFIN20060412_094742_000000432046_00423_21519_8972.N1	12-APR-2006 09:47:42	Straylight	42.500	78	Alp Lup	2.3040	28000.	85	21519	No
132	GOM_NL__2PRFIN20060412_094918_000000472046_00423_21519_8973.N1	12-APR-2006 09:49:18	Straylight	46.500	81	Eta Cen	2.3560	28000.	93	21519	No
133	GOM_NL__2PRFIN20060412_095145_000000482046_00423_21519_8974.N1	12-APR-2006 09:51:45	Straylight	47.500	54	5The Cen	2.0550	4500.0	95	21519	No
134	GOM_NL__2PRFIN20060412_095703_000000422046_00423_21519_8975.N1	12-APR-2006 09:57:03	Twi_and_stray	41.500	106	9Bet Crv	2.6480	5600.0	83	21519	No
135	GOM_NL__2PRFIN20060412_095853_000000392046_00423_21519_8976.N1	12-APR-2006 09:58:53	Bright	38.500	100	4Gam Crv	2.5800	13100.	77	21519	No
136	GOM_NL__2PRFIN20060412_100327_000000392046_00423_21519_8977.N1	12-APR-2006 10:03:27	Bright	38.500	121	29Gam Vir	2.7400	7200.0	77	21519	No
137	GOM_NL__2PRFIN20060412_100809_000000372046_00423_21519_8978.N1	12-APR-2006 10:08:09	Bright	37.000	62	94Bet Leo	2.1360	9700.0	74	21519	No
138	GOM_NL__2PRFIN20060412_101640_000000362046_00423_21519_8979.N1	12-APR-2006 10:16:40	Bright	35.500	174	52Psi UMa	3.0040	4400.0	71	21519	No
139	GOM_NL__2PRFIN20060412_101915_000000352046_00423_21519_8980.N1	12-APR-2006 10:19:15	Bright	35.000	87	64Gam UMa	2.4330	11000.	70	21519	No
140	GOM_NL__2PRFIN20060412_102033_000000392046_00423_21519_8981.N1	12-APR-2006 10:20:33	Bright	39.000	32	77Eps UMa	1.7630	11000.	78	21519	No
141	GOM_NL__2PRFIN20060412_102700_000000412046_00423_21519_8982.N1	12-APR-2006 10:27:00	Bright	40.500	60	7Bet UMi	2.0810	3950.0	81	21519	No
142	GOM_NL__2PRFIN20060412_102934_000000352046_00423_21519_8983.N1	12-APR-2006 10:29:34	Bright	34.500	49	1Alp UMi	1.9900	6300.0	69	21519	No
143	GOM_NL__2PRFIN20060412_103659_000000372046_00423_21519_8984.N1	12-APR-2006 10:36:59	Bright	36.500	89	5Alp Cep	2.4510	8000.0	73	21519	No
144	GOM_NL__2PRFIN20060412_104639_000000362046_00423_21519_8985.N1	12-APR-2006 10:46:39	Bright	36.000	164	44Eta Peg	2.9480	5400.0	72	21519	No
145	GOM_NL__2PRFIN20060412_105332_000000512046_00423_21519_8986.N1	12-APR-2006 10:53:32	Twilight	51.000	61	8Eps Peg	2.1000	3900.0	102	21519	No
146	GOM_NL__2PRFIN20060412_105600_000000412046_00423_21519_8987.N1	12-APR-2006 10:56:00	Dark	41.000	162	34Alp Aqr	2.9440	5350.0	82	21519	No
147	GOM_NL__2PRFIN20060412_105828_000000472046_00423_21519_8988.N1	12-APR-2006 10:58:28	Dark	46.500	154	22Bet Aqr	2.8990	5700.0	93	21519	No
148	GOM_NL__2PRFIN20060412_110055_000000382046_00423_21519_8989.N1	12-APR-2006 11:00:55	Dark	38.000	142	49Del Cap	2.8500	8900.0	76	21519	No
149	GOM_NL__2PRFIN20060412_110617_000000382046_00423_21519_8990.N1	12-APR-2006 11:06:17	Dark	38.000	172	Gam Gru	3.0030	13100.	76	21519	No
150	GOM_NL__2PRFIN20060412_111315_000000392046_00424_21520_8968.N1	12-APR-2006 11:13:15	Dark	38.500	45	Alp Pav	1.9400	26000.	77	21520	No
151	GOM_NL__2PRFIN20060412_112042_000000392046_00424_21520_8969.N1	12-APR-2006 11:20:42	Dark	39.000	43	Alp TrA	1.9100	4250.0	78	21520	No
152	GOM_NL__2PRFIN20060412_112245_000000392046_00424_21520_8970.N1	12-APR-2006 11:22:45	Dark	38.500	134	Bet TrA	2.8100	6600.0	77	21520	No
153	GOM_NL__2PRFIN20060412_112512_000000502046_00424_21520_8971.N1	12-APR-2006 11:25:12	Straylight	50.000	4	Alp1Cen	-0.010000	5800.0	100	21520	No
154	GOM_NL__2PRFIN20060412_112818_000000412046_00424_21520_8972.N1	12-APR-2006 11:28:18	Straylight	40.500	78	Alp Lup	2.3040	28000.	81	21520	No
155	GOM_NL__2PRFIN20060412_112954_000000442046_00424_21520_8973.N1	12-APR-2006 11:29:54	Straylight	43.500	81	Eta Cen	2.3560	28000.	87	21520	No
156	GOM_NL__2PRFIN20060412_113221_000000462046_00424_21520_8974.N1	12-APR-2006 11:32:21	Straylight	45.500	54	5The Cen	2.0550	4500.0	91	21520	No
157	GOM_NL__2PRFIN20060412_113739_000000452046_00424_21520_8975.N1	12-APR-2006 11:37:39	Twi_and_stray	44.500	106	9Bet Crv	2.6480	5600.0	89	21520	No
158	GOM_NL__2PRFIN20060412_113930_000000412046_00424_21520_8976.N1	12-APR-2006 11:39:30	Bright	41.000	100	4Gam Crv	2.5800	13100.	82	21520	No
159	GOM_NL__2PRFIN20060412_114403_000000382046_00424_21520_8977.N1	12-APR-2006 11:44:03	Bright	38.000	121	29Gam Vir	2.7400	7200.0	76	21520	No
160	GOM_NL__2PRFIN20060412_114845_000000372046_00424_21520_8978.N1	12-APR-2006 11:48:45	Bright	36.500	62	94Bet Leo	2.1360	9700.0	73	21520	No



161	GOM_NL__2PRFIN20060412_115716_000000372046_00424_21520_8979.N1	12-APR-2006 11:57:16	Bright	36.500	174	52Psi UMa	3.0040	4400.0	73	21520	No
162	GOM_NL__2PRFIN20060412_115951_000000352046_00424_21520_8980.N1	12-APR-2006 11:59:51	Bright	34.500	87	64Gam UMa	2.4330	11000.	69	21520	No
163	GOM_NL__2PRFIN20060412_120109_000000382046_00424_21520_8981.N1	12-APR-2006 12:01:09	Bright	37.500	32	77Eps UMa	1.7630	11000.	75	21520	No
164	GOM_NL__2PRFIN20060412_120735_000000372046_00424_21520_8982.N1	12-APR-2006 12:07:35	Bright	37.000	60	7Bet UMi	2.0810	3950.0	74	21520	No
165	GOM_NL__2PRFIN20060412_121010_000000332046_00424_21520_8983.N1	12-APR-2006 12:10:10	Bright	32.500	49	1Alp UMi	1.9900	6300.0	65	21520	No
166	GOM_NL__2PRFIN20060412_121734_000000402046_00424_21520_8984.N1	12-APR-2006 12:17:34	Bright	39.500	89	5Alp Cep	2.4510	8000.0	79	21520	No
167	GOM_NL__2PRFIN20060412_122715_000000362046_00424_21520_8985.N1	12-APR-2006 12:27:15	Bright	35.500	164	44Eta Peg	2.9480	5400.0	71	21520	No
168	GOM_NL__2PRFIN20060412_123408_000000522046_00424_21520_8986.N1	12-APR-2006 12:34:08	Twilight	51.500	61	8Eps Peg	2.1000	3900.0	103	21520	No
169	GOM_NL__2PRFIN20060412_123636_000000432046_00424_21520_8987.N1	12-APR-2006 12:36:36	Dark	43.000	162	34Alp Aqr	2.9440	5350.0	86	21520	No
170	GOM_NL__2PRFIN20060412_123905_000000442046_00424_21520_8988.N1	12-APR-2006 12:39:05	Dark	43.500	154	22Bet Aqr	2.8990	5700.0	87	21520	No
171	GOM_NL__2PRFIN20060412_124131_000000412046_00424_21520_8989.N1	12-APR-2006 12:41:31	Dark	41.000	142	49Del Cap	2.8500	8900.0	82	21520	No
172	GOM_NL__2PRFIN20060412_124654_000000382046_00424_21520_8990.N1	12-APR-2006 12:46:54	Dark	37.500	172	Gam Gru	3.0030	13100.	75	21520	No
173	GOM_NL__2PRFIN20060412_125351_000000382046_00425_21521_8968.N1	12-APR-2006 12:53:51	Dark	38.000	45	Alp Pav	1.9400	26000.	76	21521	No
174	GOM_NL__2PRFIN20060412_130118_000000422046_00425_21521_8969.N1	12-APR-2006 13:01:18	Dark	42.000	43	Alp TrA	1.9100	4250.0	84	21521	No
175	GOM_NL__2PRFIN20060412_130321_000000392046_00425_21521_8970.N1	12-APR-2006 13:03:21	Dark	39.000	134	Bet TrA	2.8100	6600.0	78	21521	No
176	GOM_NL__2PRFIN20060412_130549_000000422046_00425_21521_8971.N1	12-APR-2006 13:05:49	Straylight	42.000	4	Alp1Cen	-0.010000	5800.0	84	21521	No
177	GOM_NL__2PRFIN20060412_130854_000000422046_00425_21521_8972.N1	12-APR-2006 13:08:54	Straylight	42.000	78	Alp Lup	2.3040	28000.	84	21521	No
178	GOM_NL__2PRFIN20060412_131031_000000432046_00425_21521_8973.N1	12-APR-2006 13:10:31	Straylight	42.500	81	Eta Cen	2.3560	28000.	85	21521	No
179	GOM_NL__2PRFIN20060412_131257_000000522046_00425_21521_8974.N1	12-APR-2006 13:12:57	Straylight	51.500	54	5The Cen	2.0550	4500.0	103	21521	No
180	GOM_NL__2PRFIN20060412_131815_000000442046_00425_21521_8975.N1	12-APR-2006 13:18:15	Tw_i_and_stray	43.500	106	9Bet Crv	2.6480	5600.0	87	21521	No
181	GOM_NL__2PRFIN20060412_132006_000000412046_00425_21521_8976.N1	12-APR-2006 13:20:06	Bright	41.000	100	4Gam Crv	2.5800	13100.	82	21521	No
182	GOM_NL__2PRFIN20060412_132439_000000372046_00425_21521_8977.N1	12-APR-2006 13:24:39	Bright	37.000	121	29Gam Vir	2.7400	7200.0	74	21521	No
183	GOM_NL__2PRFIN20060412_132921_000000352046_00425_21521_8978.N1	12-APR-2006 13:29:21	Bright	35.000	62	94Bet Leo	2.1360	9700.0	70	21521	No
184	GOM_NL__2PRFIN20060412_133753_000000362046_00425_21521_8979.N1	12-APR-2006 13:37:53	Bright	36.000	174	52Psi UMa	3.0040	4400.0	72	21521	No
185	GOM_NL__2PRFIN20060412_134027_000000352046_00425_21521_8980.N1	12-APR-2006 13:40:27	Bright	34.500	87	64Gam UMa	2.4330	11000.	69	21521	No
186	GOM_NL__2PRFIN20060412_134145_000000372046_00425_21521_8981.N1	12-APR-2006 13:41:45	Bright	36.500	32	77Eps UMa	1.7630	11000.	73	21521	No
187	GOM_NL__2PRFIN20060412_134811_000000422046_00425_21521_8982.N1	12-APR-2006 13:48:11	Bright	41.500	60	7Bet UMi	2.0810	3950.0	83	21521	No
188	GOM_NL__2PRFIN20060412_135046_000000362046_00425_21521_8983.N1	12-APR-2006 13:50:46	Bright	36.000	49	1Alp UMi	1.9900	6300.0	72	21521	No
189	GOM_NL__2PRFIN20060412_135810_000000392046_00425_21521_8984.N1	12-APR-2006 13:58:10	Bright	39.000	89	5Alp Cep	2.4510	8000.0	78	21521	No
190	GOM_NL__2PRFIN20060412_140752_000000362046_00425_21521_8985.N1	12-APR-2006 14:07:52	Bright	35.500	164	44Eta Peg	2.9480	5400.0	71	21521	No
191	GOM_NL__2PRFIN20060412_141445_000000502046_00425_21521_8986.N1	12-APR-2006 14:14:45	Twilight	49.500	61	8Eps Peg	2.1000	3900.0	99	21521	No
192	GOM_NL__2PRFIN20060412_141713_000000452046_00425_21521_8987.N1	12-APR-2006 14:17:13	Dark	44.500	162	34Alp Aqr	2.9440	5350.0	89	21521	No
193	GOM_NL__2PRFIN20060412_141942_000000482046_00425_21521_8988.N1	12-APR-2006 14:19:42	Dark	47.500	154	22Bet Aqr	2.8990	5700.0	95	21521	No
194	GOM_NL__2PRFIN20060412_142208_000000442046_00425_21521_8989.N1	12-APR-2006 14:22:08	Dark	43.500	142	49Del Cap	2.8500	8900.0	87	21521	No
195	GOM_NL__2PRFIN20060412_142730_000000402046_00425_21521_8990.N1	12-APR-2006 14:27:30	Dark	39.500	172	Gam Gru	3.0030	13100.	79	21521	No
196	GOM_NL__2PRFIN20060412_143428_000000382046_00426_21522_8968.N1	12-APR-2006 14:34:28	Dark	38.000	45	Alp Pav	1.9400	26000.	76	21522	No
197	GOM_NL__2PRFIN20060412_144154_000000392046_00426_21522_8969.N1	12-APR-2006 14:41:54	Dark	38.500	43	Alp TrA	1.9100	4250.0	77	21522	No
198	GOM_NL__2PRFIN20060412_144357_000000392046_00426_21522_8970.N1	12-APR-2006 14:43:57	Dark	39.000	134	Bet TrA	2.8100	6600.0	78	21522	No
199	GOM_NL__2PRFIN20060412_144625_000000422046_00426_21522_8971.N1	12-APR-2006 14:46:25	Straylight	41.500	4	Alp1Cen	-0.010000	5800.0	83	21522	No
200	GOM_NL__2PRFIN20060412_144931_000000442046_00426_21522_8972.N1	12-APR-2006 14:49:31	Straylight	43.500	78	Alp Lup	2.3040	28000.	87	21522	No
201	GOM_NL__2PRFIN20060412_145107_000000412046_00426_21522_8973.N1	12-APR-2006 14:51:07	Straylight	40.500	81	Eta Cen	2.3560	28000.	81	21522	No
202	GOM_NL__2PRFIN20060412_145334_000000462046_00426_21522_8974.N1	12-APR-2006 14:53:34	Straylight	46.000	54	5The Cen	2.0550	4500.0	92	21522	No
203	GOM_NL__2PRFIN20060412_145851_000000422046_00426_21522_8975.N1	12-APR-2006 14:58:51	Tw_i_and_stray	42.000	106	9Bet Crv	2.6480	5600.0	84	21522	No
204	GOM_NL__2PRFIN20060412_150042_000000532046_00426_21522_8976.N1	12-APR-2006 15:00:42	Bright	53.000	100	4Gam Crv	2.5800	13100.	106	21522	No
205	GOM_NL__2PRFIN20060412_150515_000000392046_00426_21522_8977.N1	12-APR-2006 15:05:15	Bright	38.500	121	29Gam Vir	2.7400	7200.0	77	21522	No
206	GOM_NL__2PRFIN20060412_150957_000000362046_00426_21522_8978.N1	12-APR-2006 15:09:57	Bright	36.000	62	94Bet Leo	2.1360	9700.0	72	21522	No
207	GOM_NL__2PRFIN20060412_151828_000000352046_00426_21522_8979.N1	12-APR-2006 15:18:28	Bright	35.000	174	52Psi UMa	3.0040	4400.0	70	21522	No
208	GOM_NL__2PRFIN20060412_152103_000000362046_00426_21522_8980.N1	12-APR-2006 15:21:03	Bright	36.000	87	64Gam UMa	2.4330	11000.	72	21522	No
209	GOM_NL__2PRFIN20060412_152220_000000382046_00426_21522_8981.N1	12-APR-2006 15:22:20	Bright	37.500	32	77Eps UMa	1.7630	11000.	75	21522	No
210	GOM_NL__2PRFIN20060412_152847_000000402046_00426_21522_8982.N1	12-APR-2006 15:28:47	Bright	39.500	60	7Bet UMi	2.0810	3950.0	79	21522	No
211	GOM_NL__2PRFIN20060412_153122_000000352046_00426_21522_8983.N1	12-APR-2006 15:31:22	Bright	35.000	49	1Alp UMi	1.9900	6300.0	70	21522	No
212	GOM_NL__2PRFIN20060412_153846_000000392046_00426_21522_8984.N1	12-APR-2006 15:38:46	Bright	39.000	89	5Alp Cep	2.4510	8000.0	78	21522	No
213	GOM_NL__2PRFIN20060412_154828_000000442046_00426_21522_8985.N1	12-APR-2006 15:48:28	Bright	44.000	164	44Eta Peg	2.9480	5400.0	88	21522	No
214	GOM_NL__2PRFIN20060412_155521_000000482046_00426_21522_8986.N1	12-APR-2006 15:55:21	Twilight	47.500	61	8Eps Peg	2.1000	3900.0	95	21522	No
215	GOM_NL__2PRFIN20060412_155749_000000432046_00426_21522_8987.N1	12-APR-2006 15:57:49	Dark	42.500	162	34Alp Aqr	2.9440	5350.0	85	21522	No
216	GOM_NL__2PRFIN20060412_160018_000000492046_00426_21522_8988.N1	12-APR-2006 16:00:18	Dark	49.000	154	22Bet Aqr	2.8990	5700.0	98	21522	No
217	GOM_NL__2PRFIN20060412_160244_000000452046_00426_21522_8989.N1	12-APR-2006 16:02:44	Dark	44.500	142	49Del Cap	2.8500	8900.0	89	21522	No
218	GOM_NL__2PRFIN20060412_160806_000000392046_00426_21522_8990.N1	12-APR-2006 16:08:06	Dark	39.000	172	Gam Gru	3.0030	13100.	78	21522	No
219	GOM_NL__2PRFIN20060412_161504_000000402046_00427_21523_8968.N1	12-APR-2006 16:15:04	Dark	40.000	45	Alp Pav	1.9400	26000.	80	21523	No



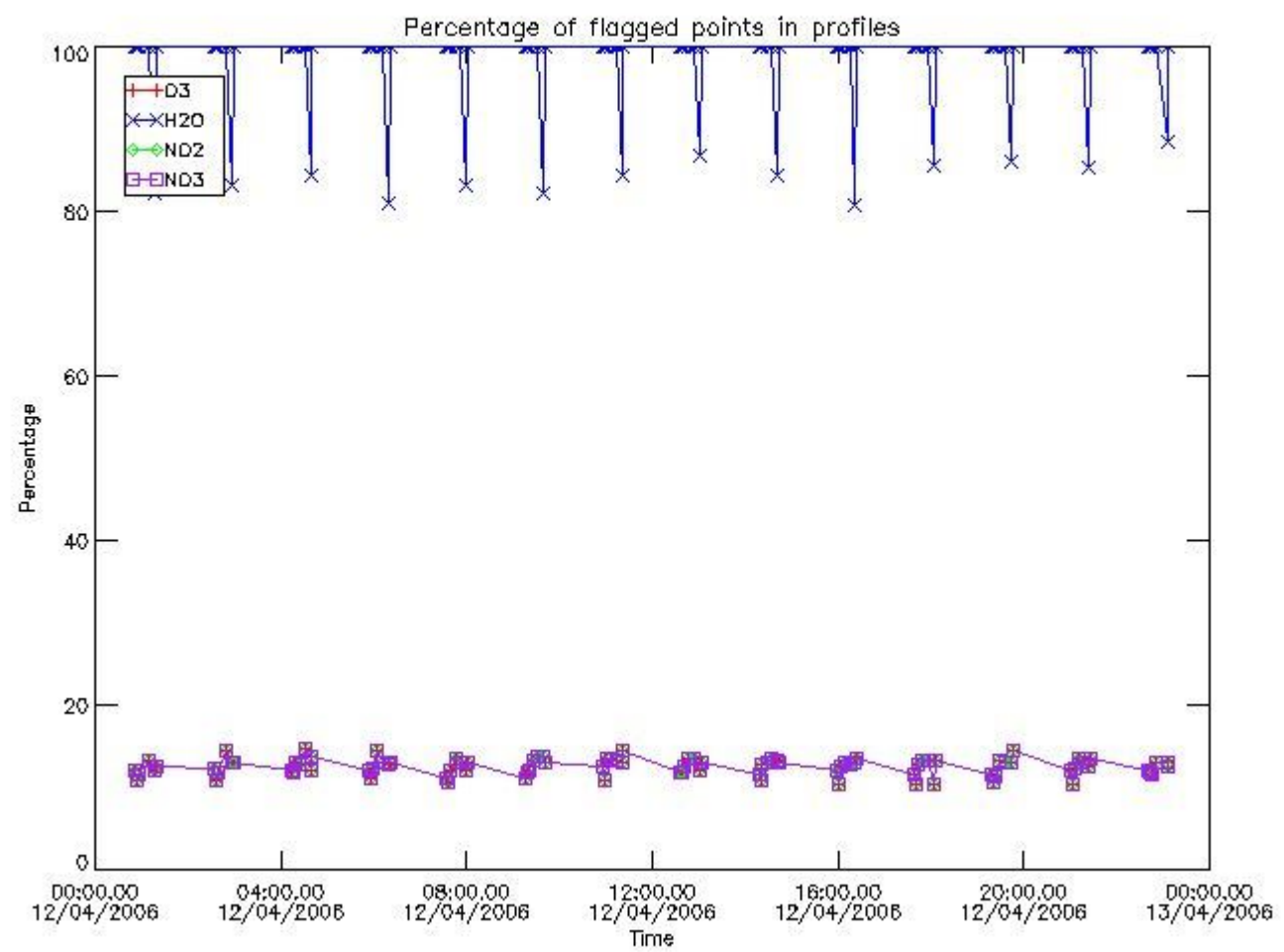
220	GOM_NL__2PRFIN20060412_162231_000000402046_00427_21523_8969.N1	12-APR-2006 16:22:31	Dark	39.500	43	Alp TrA	1.9100	4250.0	79	21523	No
221	GOM_NL__2PRFIN20060412_162434_000000382046_00427_21523_8970.N1	12-APR-2006 16:24:34	Dark	38.000	134	Bet TrA	2.8100	6600.0	76	21523	No
222	GOM_NL__2PRFIN20060412_162701_000000422046_00427_21523_8971.N1	12-APR-2006 16:27:01	Straylight	42.000	4	Alp1Cen	-0.010000	5800.0	84	21523	No
223	GOM_NL__2PRFIN20060412_163008_000000432046_00427_21523_8972.N1	12-APR-2006 16:30:08	Straylight	43.000	78	Alp Lup	2.3040	28000.	86	21523	No
224	GOM_NL__2PRFIN20060412_163144_000000472046_00427_21523_8973.N1	12-APR-2006 16:31:44	Straylight	46.500	81	Eta Cen	2.3560	28000.	93	21523	No
225	GOM_NL__2PRFIN20060412_163410_000000502046_00427_21523_8974.N1	12-APR-2006 16:34:10	Straylight	50.000	54	5The Cen	2.0550	4500.0	100	21523	No
226	GOM_NL__2PRFIN20060412_163927_000000422046_00427_21523_8975.N1	12-APR-2006 16:39:27	Tw_i_and_stray	41.500	106	9Bet Crv	2.6480	5600.0	83	21523	No
227	GOM_NL__2PRFIN20060412_164118_000000392046_00427_21523_8976.N1	12-APR-2006 16:41:18	Bright	38.500	100	4Gam Crv	2.5800	13100.	77	21523	No
228	GOM_NL__2PRFIN20060412_164551_000000372046_00427_21523_8977.N1	12-APR-2006 16:45:51	Bright	37.000	121	29Gam Vir	2.7400	7200.0	74	21523	No
229	GOM_NL__2PRFIN20060412_165033_000000362046_00427_21523_8978.N1	12-APR-2006 16:50:33	Bright	36.000	62	94Bet Leo	2.1360	9700.0	72	21523	No
230	GOM_NL__2PRFIN20060412_165905_000000362046_00427_21523_8979.N1	12-APR-2006 16:59:05	Bright	36.000	174	52Psi UMa	3.0040	4400.0	72	21523	No
231	GOM_NL__2PRFIN20060412_170139_000000372046_00427_21523_8980.N1	12-APR-2006 17:01:39	Bright	37.000	87	64Gam UMa	2.4330	11000.	74	21523	No
232	GOM_NL__2PRFIN20060412_170256_000000402046_00427_21523_8981.N1	12-APR-2006 17:02:56	Bright	39.500	32	77Eps UMa	1.7630	11000.	79	21523	No
233	GOM_NL__2PRFIN20060412_170922_000000392046_00427_21523_8982.N1	12-APR-2006 17:09:22	Bright	39.000	60	7Bet UMi	2.0810	3950.0	78	21523	No
234	GOM_NL__2PRFIN20060412_171158_000000372046_00427_21523_8983.N1	12-APR-2006 17:11:58	Bright	36.500	49	1Alp UMi	1.9900	6300.0	73	21523	No
235	GOM_NL__2PRFIN20060412_171922_000000382046_00427_21523_8984.N1	12-APR-2006 17:19:22	Bright	38.000	89	5Alp Cep	2.4510	8000.0	76	21523	No
236	GOM_NL__2PRFIN20060412_172904_000000382046_00427_21523_8985.N1	12-APR-2006 17:29:04	Bright	38.000	164	44Eta Peg	2.9480	5400.0	76	21523	No
237	GOM_NL__2PRFIN20060412_173557_000000492046_00427_21523_8986.N1	12-APR-2006 17:35:57	Twilight	48.500	61	8Eps Peg	2.1000	3900.0	97	21523	No
238	GOM_NL__2PRFIN20060412_173826_000000452046_00427_21523_8987.N1	12-APR-2006 17:38:26	Dark	44.500	162	34Alp Aqr	2.9440	5350.0	89	21523	No
239	GOM_NL__2PRFIN20060412_174055_000000492046_00427_21523_8988.N1	12-APR-2006 17:40:55	Dark	49.000	154	22Bet Aqr	2.8990	5700.0	98	21523	No
240	GOM_NL__2PRFIN20060412_174321_000000442046_00427_21523_8989.N1	12-APR-2006 17:43:21	Dark	43.500	142	49Del Cap	2.8500	8900.0	87	21523	No
241	GOM_NL__2PRFIN20060412_174843_000000392046_00427_21523_8990.N1	12-APR-2006 17:48:43	Dark	38.500	172	Gam Gru	3.0030	13100.	77	21523	No
242	GOM_NL__2PRFIN20060412_175541_000000392046_00428_21524_8968.N1	12-APR-2006 17:55:41	Dark	38.500	45	Alp Pav	1.9400	26000.	77	21524	No
243	GOM_NL__2PRFIN20060412_180307_000000492046_00428_21524_8969.N1	12-APR-2006 18:03:07	Dark	49.000	43	Alp TrA	1.9100	4250.0	98	21524	No
244	GOM_NL__2PRFIN20060412_180510_000000392046_00428_21524_8970.N1	12-APR-2006 18:05:10	Dark	38.500	134	Bet TrA	2.8100	6600.0	77	21524	No
245	GOM_NL__2PRFIN20060412_180738_000000502046_00428_21524_8971.N1	12-APR-2006 18:07:38	Straylight	49.500	4	Alp1Cen	-0.010000	5800.0	99	21524	No
246	GOM_NL__2PRFIN20060412_181044_000000442046_00428_21524_8972.N1	12-APR-2006 18:10:44	Straylight	44.000	78	Alp Lup	2.3040	28000.	88	21524	No
247	GOM_NL__2PRFIN20060412_181220_000000442046_00428_21524_8973.N1	12-APR-2006 18:12:20	Straylight	44.000	81	Eta Cen	2.3560	28000.	88	21524	No
248	GOM_NL__2PRFIN20060412_181446_000000492046_00428_21524_8974.N1	12-APR-2006 18:14:46	Straylight	49.000	54	5The Cen	2.0550	4500.0	98	21524	No
249	GOM_NL__2PRFIN20060412_182003_000000442046_00428_21524_8975.N1	12-APR-2006 18:20:03	Tw_i_and_stray	43.500	106	9Bet Crv	2.6480	5600.0	87	21524	No
250	GOM_NL__2PRFIN20060412_182154_000000462046_00428_21524_8976.N1	12-APR-2006 18:21:54	Bright	46.000	100	4Gam Crv	2.5800	13100.	92	21524	No
251	GOM_NL__2PRFIN20060412_182627_000000382046_00428_21524_8977.N1	12-APR-2006 18:26:27	Bright	38.000	121	29Gam Vir	2.7400	7200.0	76	21524	No
252	GOM_NL__2PRFIN20060412_183109_000000362046_00428_21524_8978.N1	12-APR-2006 18:31:09	Bright	35.500	62	94Bet Leo	2.1360	9700.0	71	21524	No
253	GOM_NL__2PRFIN20060412_183940_000000372046_00428_21524_8979.N1	12-APR-2006 18:39:40	Bright	36.500	174	52Psi UMa	3.0040	4400.0	73	21524	No
254	GOM_NL__2PRFIN20060412_184215_000000352046_00428_21524_8980.N1	12-APR-2006 18:42:15	Bright	35.000	87	64Gam UMa	2.4330	11000.	70	21524	No
255	GOM_NL__2PRFIN20060412_184332_000000392046_00428_21524_8981.N1	12-APR-2006 18:43:32	Bright	39.000	32	77Eps UMa	1.7630	11000.	78	21524	No
256	GOM_NL__2PRFIN20060412_184958_000000362046_00428_21524_8982.N1	12-APR-2006 18:49:58	Bright	36.000	60	7Bet UMi	2.0810	3950.0	72	21524	No
257	GOM_NL__2PRFIN20060412_185234_000000362046_00428_21524_8983.N1	12-APR-2006 18:52:34	Bright	35.500	49	1Alp UMi	1.9900	6300.0	71	21524	No
258	GOM_NL__2PRFIN20060412_185958_000000392046_00428_21524_8984.N1	12-APR-2006 18:59:58	Bright	38.500	89	5Alp Cep	2.4510	8000.0	77	21524	No
259	GOM_NL__2PRFIN20060412_190940_000000372046_00428_21524_8985.N1	12-APR-2006 19:09:40	Bright	37.000	164	44Eta Peg	2.9480	5400.0	74	21524	No
260	GOM_NL__2PRFIN20060412_191634_000000502046_00428_21524_8986.N1	12-APR-2006 19:16:34	Twilight	50.000	61	8Eps Peg	2.1000	3900.0	100	21524	No
261	GOM_NL__2PRFIN20060412_191902_000000452046_00428_21524_8987.N1	12-APR-2006 19:19:02	Dark	44.500	162	34Alp Aqr	2.9440	5350.0	89	21524	No
262	GOM_NL__2PRFIN20060412_192131_000000492046_00428_21524_8988.N1	12-APR-2006 19:21:31	Dark	48.500	154	22Bet Aqr	2.8990	5700.0	97	21524	No
263	GOM_NL__2PRFIN20060412_192357_000000452046_00428_21524_8989.N1	12-APR-2006 19:23:57	Dark	45.000	142	49Del Cap	2.8500	8900.0	90	21524	No
264	GOM_NL__2PRFIN20060412_192919_000000392046_00428_21524_8990.N1	12-APR-2006 19:29:19	Dark	38.500	172	Gam Gru	3.0030	13100.	77	21524	No
265	GOM_NL__2PRFIN20060412_193617_000000402046_00429_21525_8968.N1	12-APR-2006 19:36:17	Dark	39.500	45	Alp Pav	1.9400	26000.	79	21525	No
266	GOM_NL__2PRFIN20060412_194343_000000402046_00429_21525_8969.N1	12-APR-2006 19:43:43	Dark	39.500	43	Alp TrA	1.9100	4250.0	79	21525	No
267	GOM_NL__2PRFIN20060412_194547_000000392046_00429_21525_8970.N1	12-APR-2006 19:45:47	Dark	39.000	134	Bet TrA	2.8100	6600.0	78	21525	No
268	GOM_NL__2PRFIN20060412_194814_000000422046_00429_21525_8971.N1	12-APR-2006 19:48:14	Straylight	42.000	4	Alp1Cen	-0.010000	5800.0	84	21525	No
269	GOM_NL__2PRFIN20060412_205938_000000432046_00429_21525_8972.N1	12-APR-2006 20:59:38	Dark	42.500	162	34Alp Aqr	2.9440	5350.0	85	21525	No
270	GOM_NL__2PRFIN20060412_210208_000000492046_00429_21525_8973.N1	12-APR-2006 21:02:08	Dark	49.000	154	22Bet Aqr	2.8990	5700.0	98	21525	No
271	GOM_NL__2PRFIN20060412_210434_000000422046_00429_21525_8974.N1	12-APR-2006 21:04:34	Dark	41.500	142	49Del Cap	2.8500	8900.0	83	21525	No
272	GOM_NL__2PRFIN20060412_210955_000000382046_00429_21525_8975.N1	12-APR-2006 21:09:55	Dark	38.000	172	Gam Gru	3.0030	13100.	76	21525	No
273	GOM_NL__2PRFIN20060412_211653_000000392046_00430_21526_8968.N1	12-APR-2006 21:16:53	Dark	39.000	45	Alp Pav	1.9400	26000.	78	21526	No
274	GOM_NL__2PRFIN20060412_212420_000000412046_00430_21526_8969.N1	12-APR-2006 21:24:20	Dark	41.000	43	Alp TrA	1.9100	4250.0	82	21526	No
275	GOM_NL__2PRFIN20060412_212623_000000382046_00430_21526_8970.N1	12-APR-2006 21:26:23	Dark	38.000	134	Bet TrA	2.8100	6600.0	76	21526	No
276	GOM_NL__2PRFIN20060412_212850_000000492046_00430_21526_8971.N1	12-APR-2006 21:28:50	Straylight	48.500	4	Alp1Cen	-0.010000	5800.0	97	21526	No
277	GOM_NL__2PRFIN20060412_213157_000000442046_00430_21526_8972.N1	12-APR-2006 21:31:57	Straylight	44.000	78	Alp Lup	2.3040	28000.	88	21526	No
278	GOM_NL__2PRFIN20060412_213333_000000432046_00430_21526_8973.N1	12-APR-2006 21:33:33	Straylight	42.500	81	Eta Cen	2.3560	28000.	85	21526	No

279	GOM_NL__2PRFIN20060412_213559_000000482046_00430_21526_8974.N1	12-APR-2006 21:35:59	Straylight	48.000	54	5The Cen	2.0550	4500.0	96	21526	No
280	GOM_NL__2PRFIN20060412_214115_000000422046_00430_21526_8975.N1	12-APR-2006 21:41:15	Twilight	42.000	106	9Bet Crv	2.6480	5600.0	84	21526	No
281	GOM_NL__2PRFIN20060412_214306_000000382046_00430_21526_8976.N1	12-APR-2006 21:43:06	Bright	37.500	100	4Gam Crv	2.5800	13100.	75	21526	No
282	GOM_NL__2PRFIN20060412_214739_000000382046_00430_21526_8977.N1	12-APR-2006 21:47:39	Bright	37.500	121	29Gam Vir	2.7400	7200.0	75	21526	No
283	GOM_NL__2PRFIN20060412_215221_000000362046_00430_21526_8978.N1	12-APR-2006 21:52:21	Bright	36.000	62	94Bet Leo	2.1360	9700.0	72	21526	No
284	GOM_NL__2PRFIN20060412_220052_000000352046_00430_21526_8979.N1	12-APR-2006 22:00:52	Bright	35.000	174	52Psi UMa	3.0040	4400.0	70	21526	No
285	GOM_NL__2PRFIN20060412_220326_000000342046_00430_21526_8980.N1	12-APR-2006 22:03:26	Bright	33.500	87	64Gam UMa	2.4330	11000.	67	21526	No
286	GOM_NL__2PRFIN20060412_220443_000000372046_00430_21526_8981.N1	12-APR-2006 22:04:43	Bright	37.000	32	77Eps UMa	1.7630	11000.	74	21526	No
287	GOM_NL__2PRFIN20060412_221109_000000412046_00430_21526_8982.N1	12-APR-2006 22:11:09	Bright	41.000	60	7Bet UMi	2.0810	3950.0	82	21526	No
288	GOM_NL__2PRFIN20060412_221346_000000362046_00430_21526_8983.N1	12-APR-2006 22:13:46	Bright	35.500	49	1Alp UMi	1.9900	6300.0	71	21526	No
289	GOM_NL__2PRFIN20060412_222109_000000382046_00430_21526_8984.N1	12-APR-2006 22:21:09	Bright	38.000	89	5Alp Cep	2.4510	8000.0	76	21526	No
290	GOM_NL__2PRFIN20060412_223052_000000362046_00430_21526_8985.N1	12-APR-2006 22:30:52	Bright	36.000	164	44Eta Peg	2.9480	5400.0	72	21526	No
291	GOM_NL__2PRFIN20060412_223746_000000492046_00430_21526_8986.N1	12-APR-2006 22:37:46	Twilight	49.000	61	8Eps Peg	2.1000	3900.0	98	21526	No
292	GOM_NL__2PRFIN20060412_224014_000000432046_00430_21526_8987.N1	12-APR-2006 22:40:14	Dark	42.500	162	34Alp Aqr	2.9440	5350.0	85	21526	No
293	GOM_NL__2PRFIN20060412_224244_000000442046_00430_21526_8988.N1	12-APR-2006 22:42:44	Dark	43.500	154	22Bet Aqr	2.8990	5700.0	87	21526	No
294	GOM_NL__2PRFIN20060412_224510_000000442046_00430_21526_8989.N1	12-APR-2006 22:45:10	Dark	44.000	142	49Del Cap	2.8500	8900.0	88	21526	No
295	GOM_NL__2PRFIN20060412_225032_000000392046_00430_21526_8990.N1	12-APR-2006 22:50:32	Dark	39.000	172	Gam Gru	3.0030	13100.	78	21526	No
296	GOM_NL__2PRFIN20060412_230456_000000392046_00431_21527_8968.N1	12-APR-2006 23:04:56	Dark	39.000	43	Alp TrA	1.9100	4250.0	78	21527	No
297	GOM_NL__2PRFIN20060412_230659_000000412046_00431_21527_8969.N1	12-APR-2006 23:06:59	Dark	40.500	134	Bet TrA	2.8100	6600.0	81	21527	No
298	GOM_NL__2PRFIN20060412_230927_000000452046_00431_21527_8970.N1	12-APR-2006 23:09:27	Straylight	45.000	4	Alp1Cen	-0.010000	5800.0	90	21527	No
299	GOM_NL__2PRFIN20060412_231233_000000432046_00431_21527_8971.N1	12-APR-2006 23:12:33	Straylight	43.000	78	Alp Lup	2.3040	28000.	86	21527	No
300	GOM_NL__2PRFIN20060412_231409_000000472046_00431_21527_8972.N1	12-APR-2006 23:14:09	Straylight	47.000	81	Eta Cen	2.3560	28000.	94	21527	No
301	GOM_NL__2PRFIN20060412_231635_000000462046_00431_21527_8973.N1	12-APR-2006 23:16:35	Straylight	46.000	54	5The Cen	2.0550	4500.0	92	21527	No
302	GOM_NL__2PRFIN20060412_232151_000000442046_00431_21527_8974.N1	12-APR-2006 23:21:51	Twilight	44.000	106	9Bet Crv	2.6480	5600.0	88	21527	No
303	GOM_NL__2PRFIN20060412_232342_000000482046_00431_21527_8975.N1	12-APR-2006 23:23:42	Bright	48.000	100	4Gam Crv	2.5800	13100.	96	21527	No
304	GOM_NL__2PRFIN20060412_232814_000000392046_00431_21527_8976.N1	12-APR-2006 23:28:14	Bright	38.500	121	29Gam Vir	2.7400	7200.0	77	21527	No
305	GOM_NL__2PRFIN20060412_233257_000000362046_00431_21527_8977.N1	12-APR-2006 23:32:57	Bright	35.500	62	94Bet Leo	2.1360	9700.0	71	21527	No
306	GOM_NL__2PRFIN20060412_234129_000000362046_00431_21527_8978.N1	12-APR-2006 23:41:29	Bright	35.500	174	52Psi UMa	3.0040	4400.0	71	21527	No
307	GOM_NL__2PRFIN20060412_234402_000000362046_00431_21527_8979.N1	12-APR-2006 23:44:02	Bright	35.500	87	64Gam UMa	2.4330	11000.	71	21527	No
308	GOM_NL__2PRFIN20060412_234519_000000362046_00431_21527_8980.N1	12-APR-2006 23:45:19	Bright	36.000	32	77Eps UMa	1.7630	11000.	72	21527	No
309	GOM_NL__2PRFIN20060412_235145_000000372046_00431_21527_8981.N1	12-APR-2006 23:51:45	Bright	36.500	60	7Bet UMi	2.0810	3950.0	73	21527	No
310	GOM_NL__2PRFIN20060412_235422_000000332046_00431_21527_8982.N1	12-APR-2006 23:54:22	Bright	33.000	49	1Alp UMi	1.9900	6300.0	66	21527	No

### 3. Quality information per product

In this section it is plotted some information contained in the Quality Summary data set of the level 2 products. Only products in dark limb conditions and without errors (error flag in the MPH set to "0") are used.

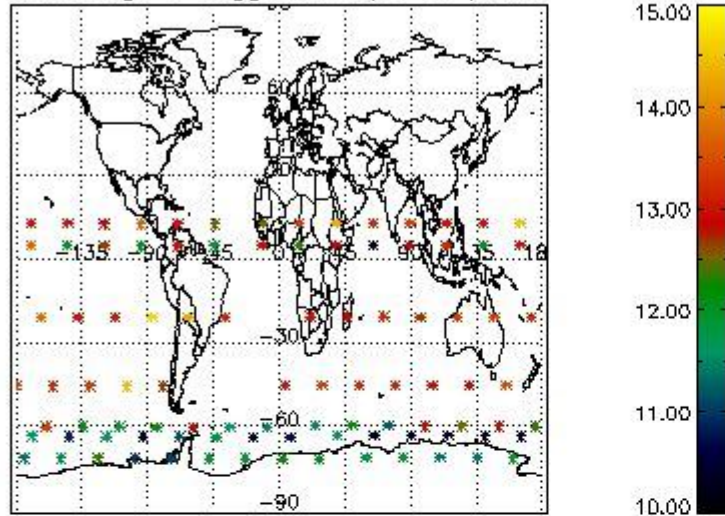
#### 3.1 Plot quality information per product (time dependant)



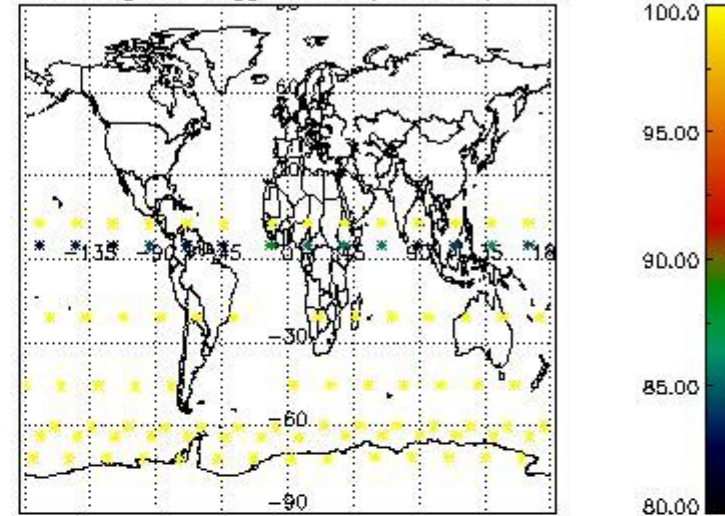
3.2 Plot quality information per product (world map)



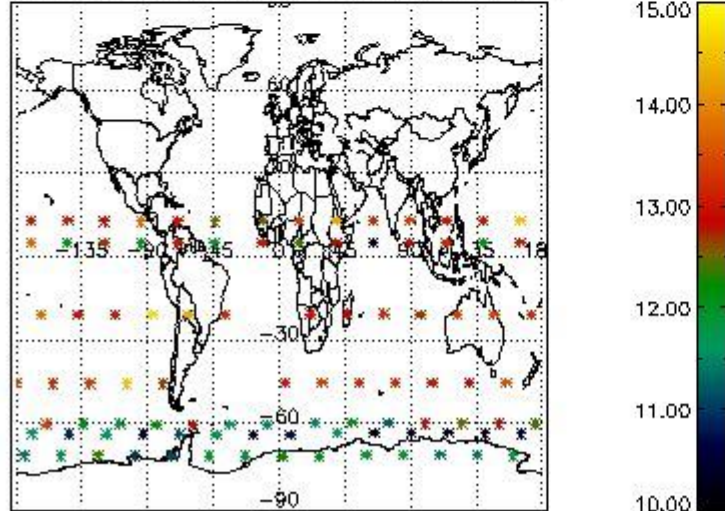
Percentage of flagged data per O3 profile



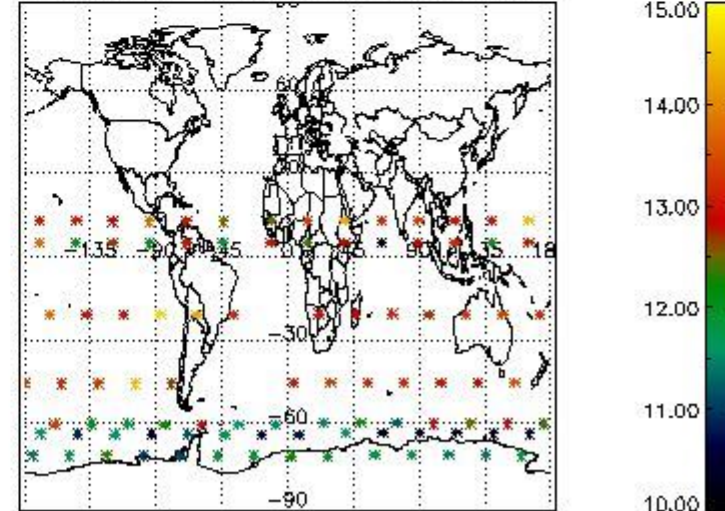
Percentage of flagged data per H2O profile



Percentage of flagged data per NO2 profile



Percentage of flagged data per NO3 profile



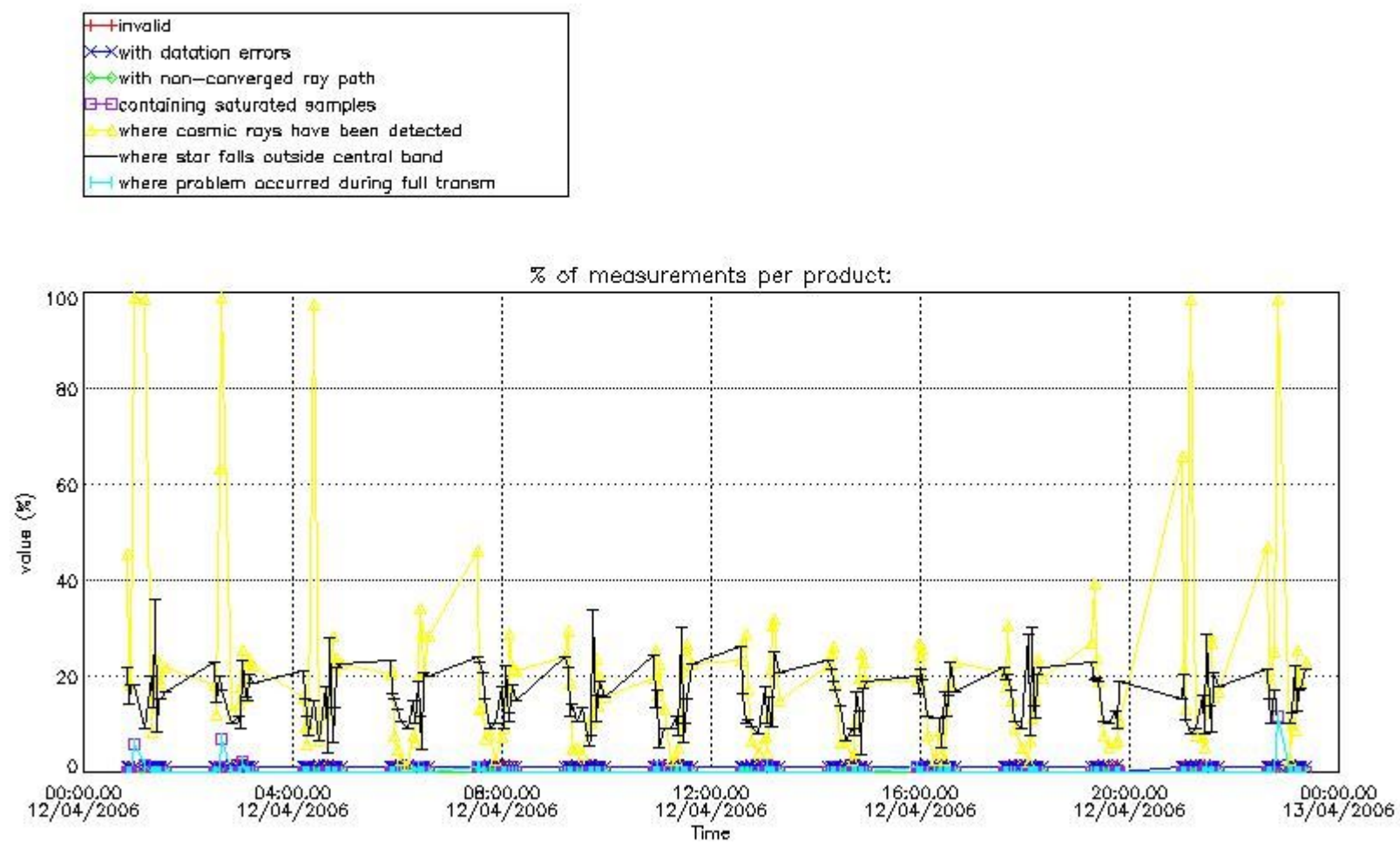
#### 4. Level 1 quality information per product

In this section it is plotted some information contained in the Quality Summary data set of the level 2 products that comes from the level 1b processing. Products without errors (error flag in the MPH set to "0") are used.

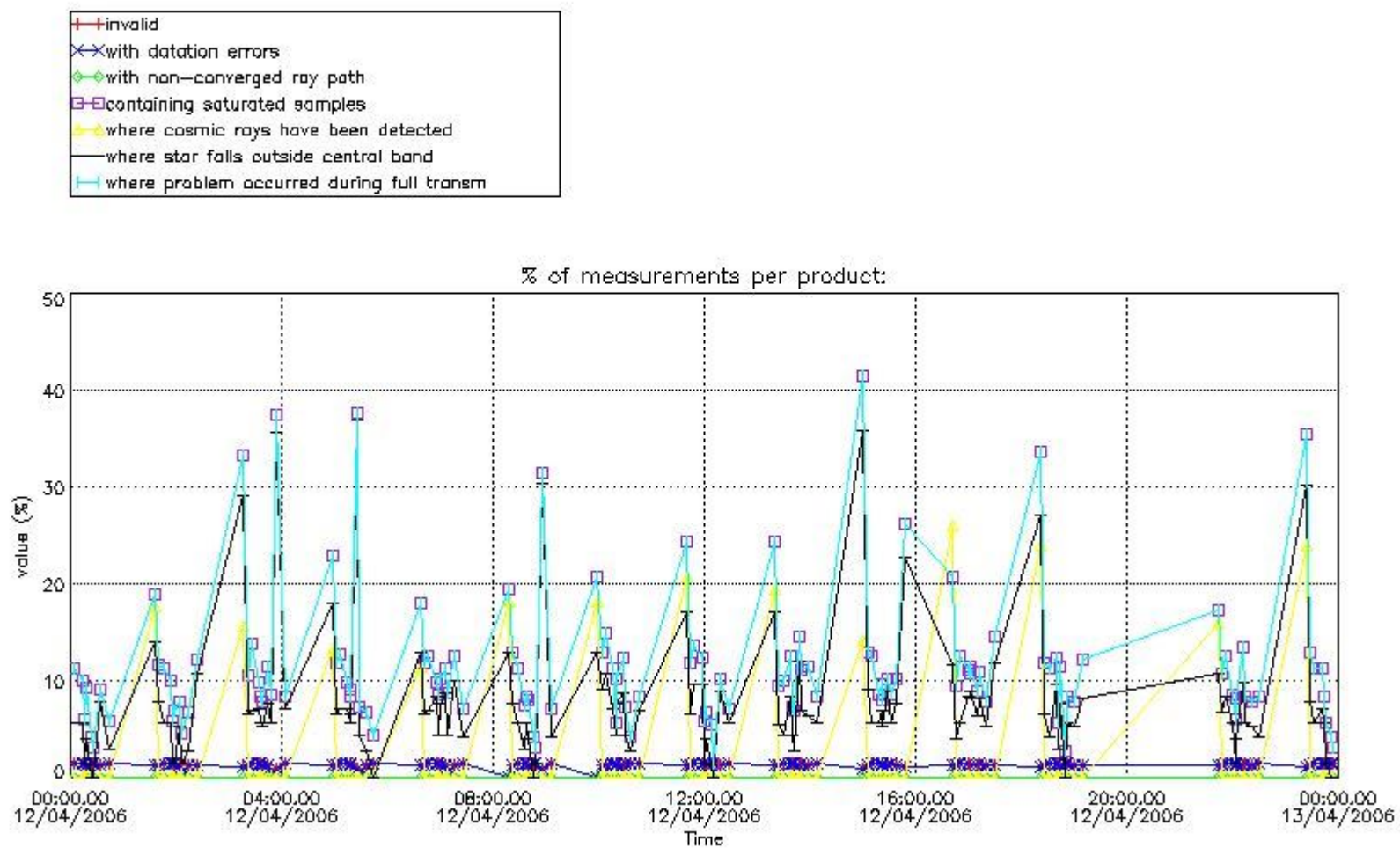
##### 4.1 Plot quality information per product (time dependant) coming from level 1b processing

###### 4.1.1 Plot level 1 quality information per product (time dependant): ENVISAT ASCENDING passes



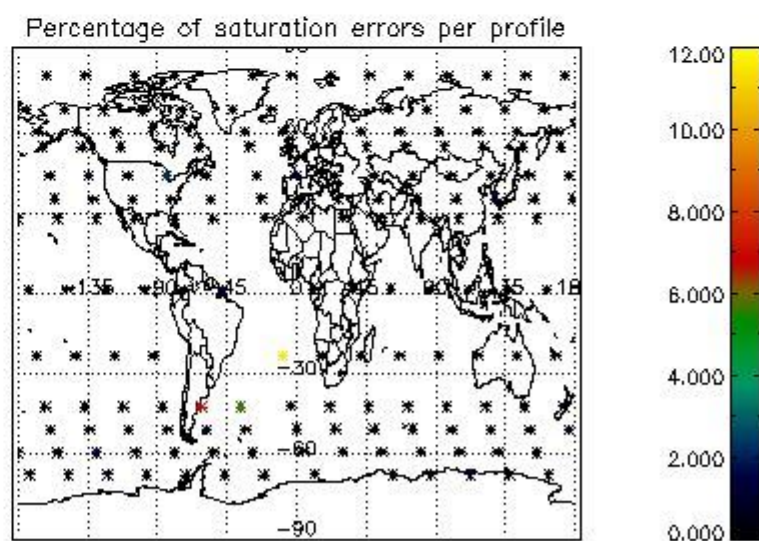
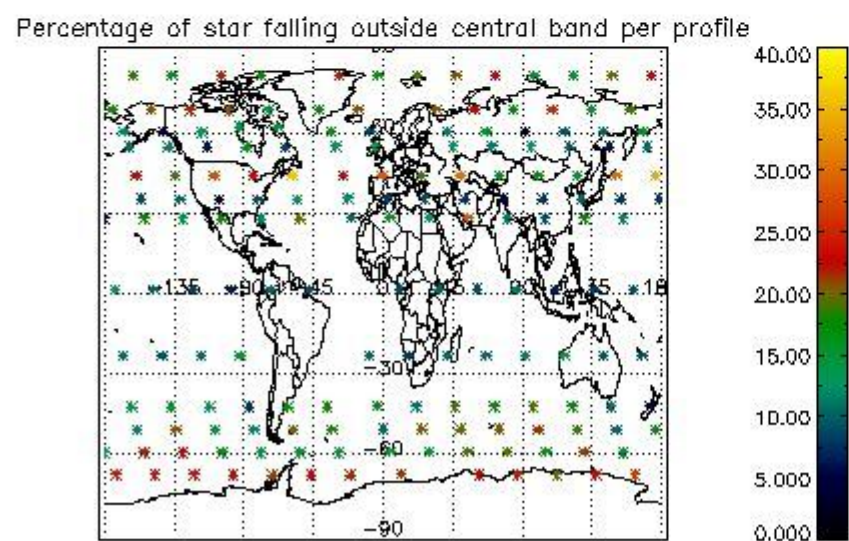
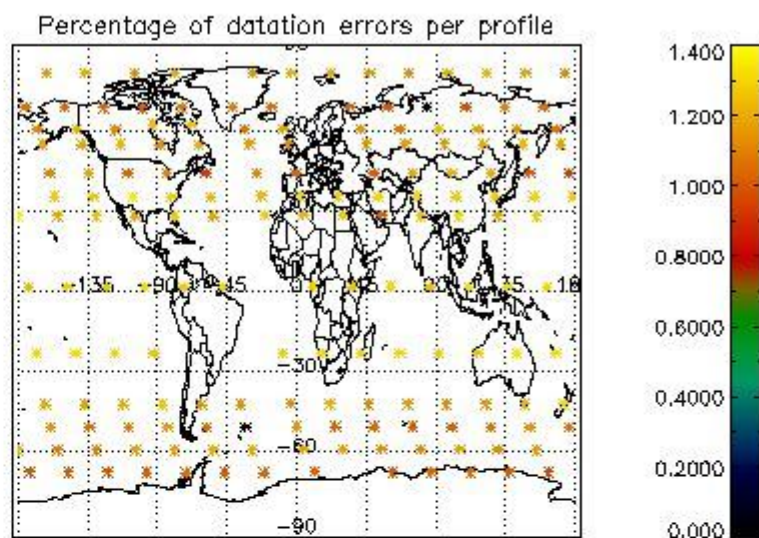
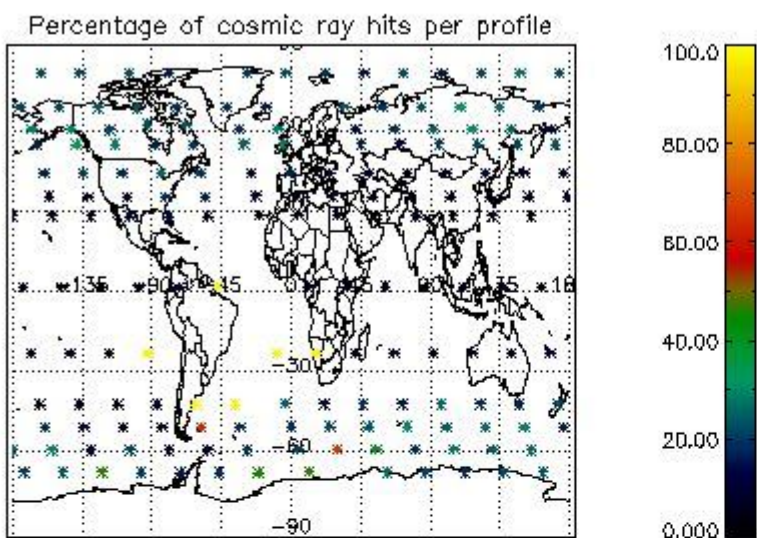


4.1.2 Plot level 1 quality information per product (time dependant): ENVI SAT DESCENDING passes



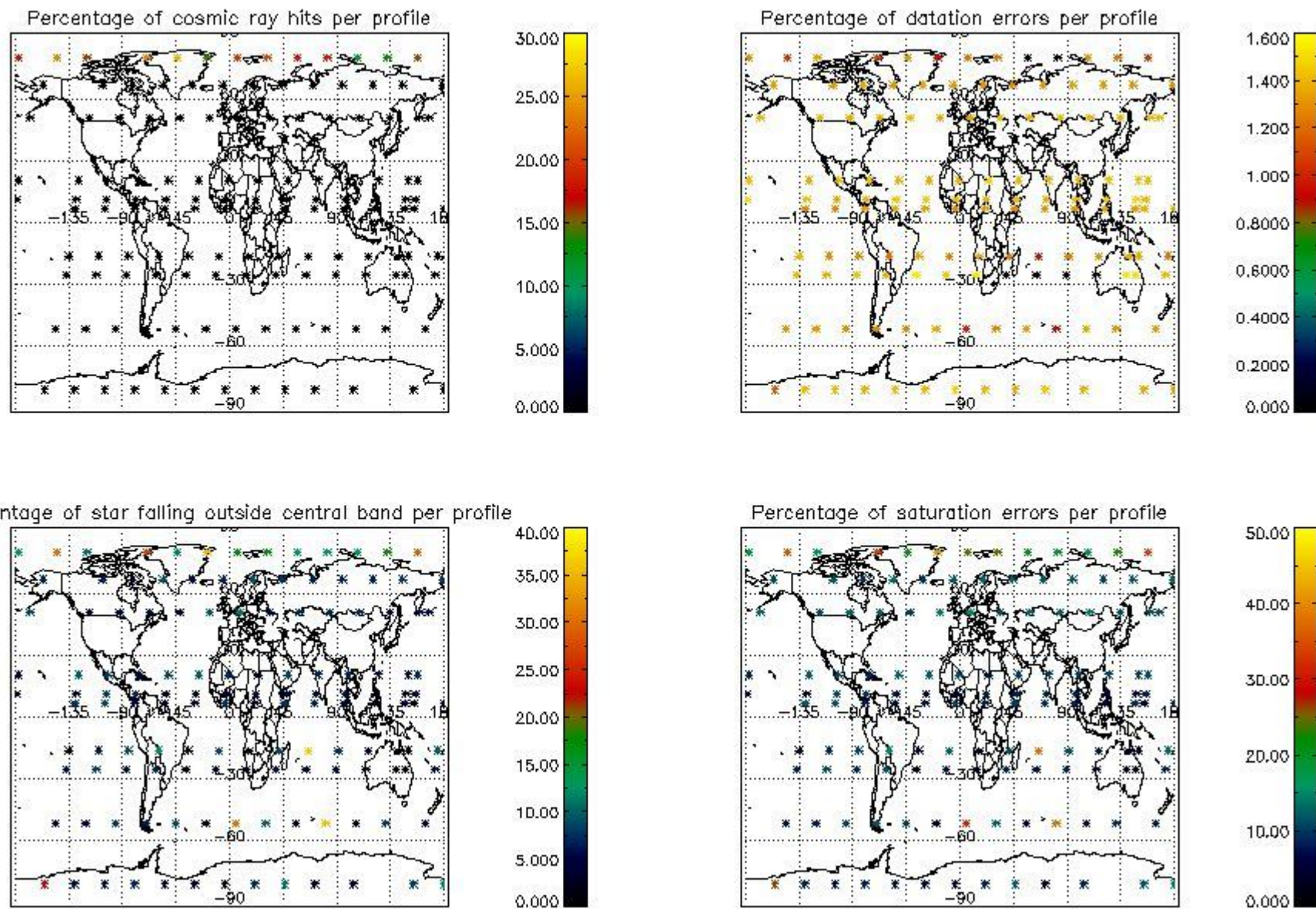
4.2 Plot quality information per product coming from level 1b processing (world map)

4.2.1 Plot level 1 quality information per product (world map): ENVISAT ASCENDING passes



4.2.2 Plot level 1 quality information per product (world map): ENVISAT DESCENDING passes





## 5. Trace gas profiles

### 5.1 Ozone statistics based on quality of products

The final quality of the products can be "measured" using the STD (Standard Deviation) attached to every point profile. This information is written to the parameter GOM\_NL\_\_2P/NL\_LOCAL\_SPECIES\_DENSITY/o3\_std of the level 2 products. The table below shows the statistics for given STD ranges.

The statistics are given with respect to the overall valid production:

- Products without fatal errors: GOM\_NL\_\_2P/MPH/PRODUCT\_ERR=0
- Valid point profile: GOM\_NL\_\_2P/NL\_LOCAL\_SPECIES\_DENSITY/pcd(0)=0

The 'Criteria' is applied to valid points of dark limb products:

- Products in dark limb illumination condition: GOM\_NL\_\_2P/NL\_SUMMARY\_QUALITY/obs\_ill\_cond=0
- Products without fatal errors: GOM\_NL\_\_2P/MPH/PRODUCT\_ERR=0
- Valid point profile: GOM\_NL\_\_2P/NL\_LOCAL\_SPECIES\_DENSITY/pcd(0)=0

So, the table below shows the percentage of dark limb and valid observations for each criteria with respect to the overall valid daily observations.

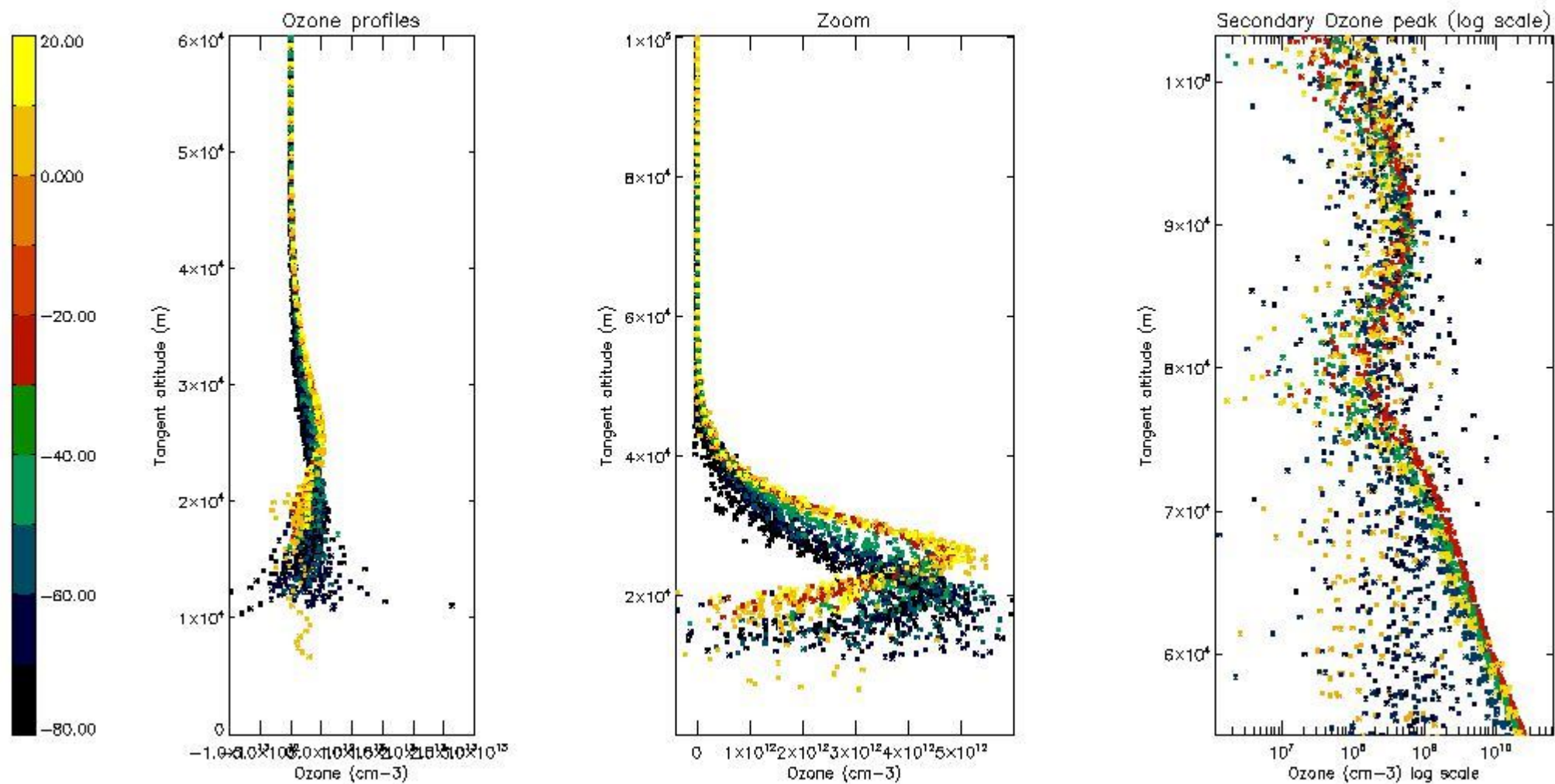
Criteria	% of total production
All STD	32
STD < 20	14



STD < 10	9
STD < 5	3

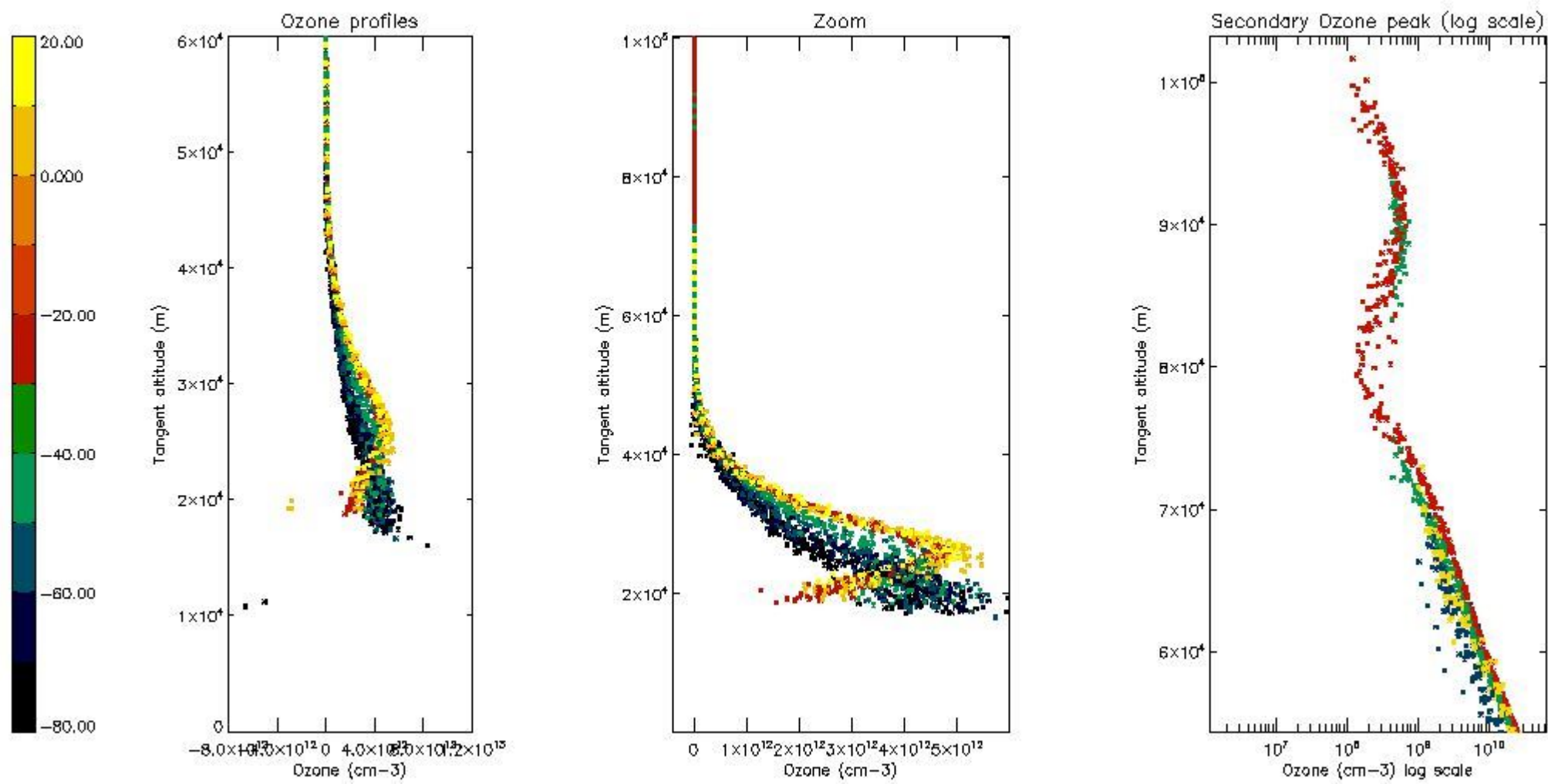
5.2 Plot ozone profiles for all STD (dark without errors)

The colorbar represents the latitude.



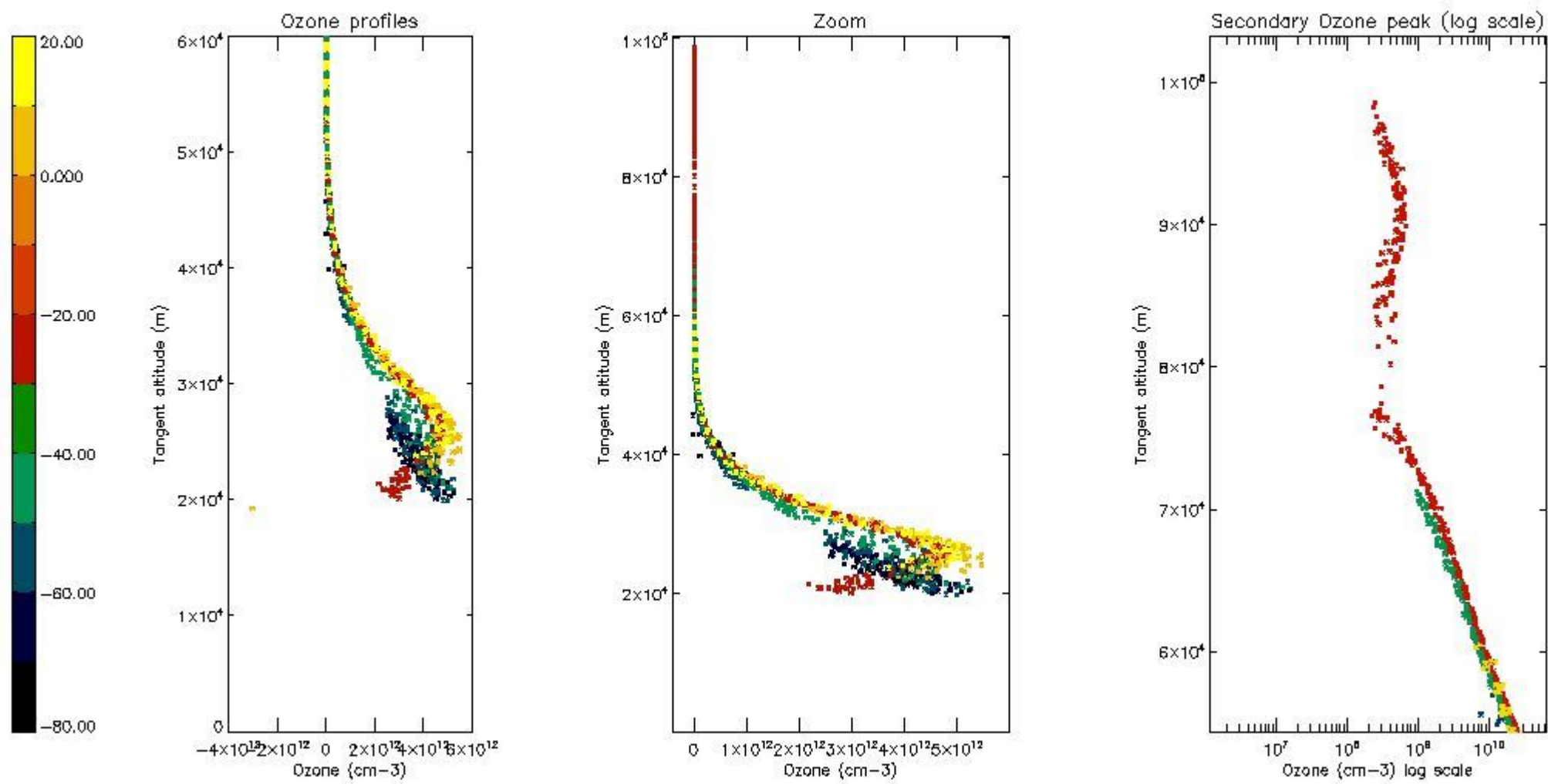
5.3 Plot ozone profiles where STD < 20% (dark without errors)

The colorbar represents the latitude.



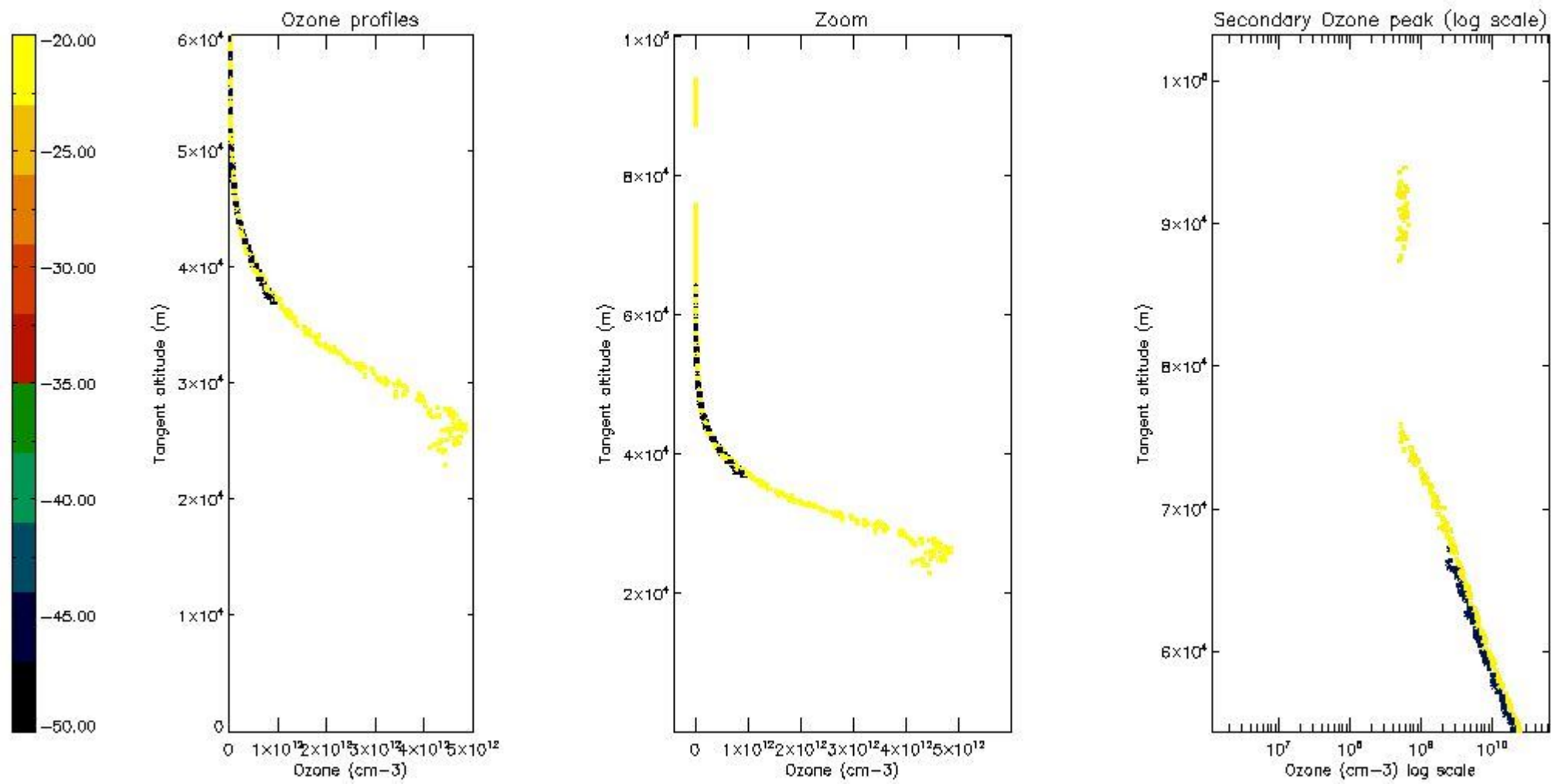
*5.4 Plot ozone profiles where STD < 10% (dark without errors)*

The colorbar represents the latitude.



*5.5 Plot ozone profiles where STD < 5% (dark without errors)*

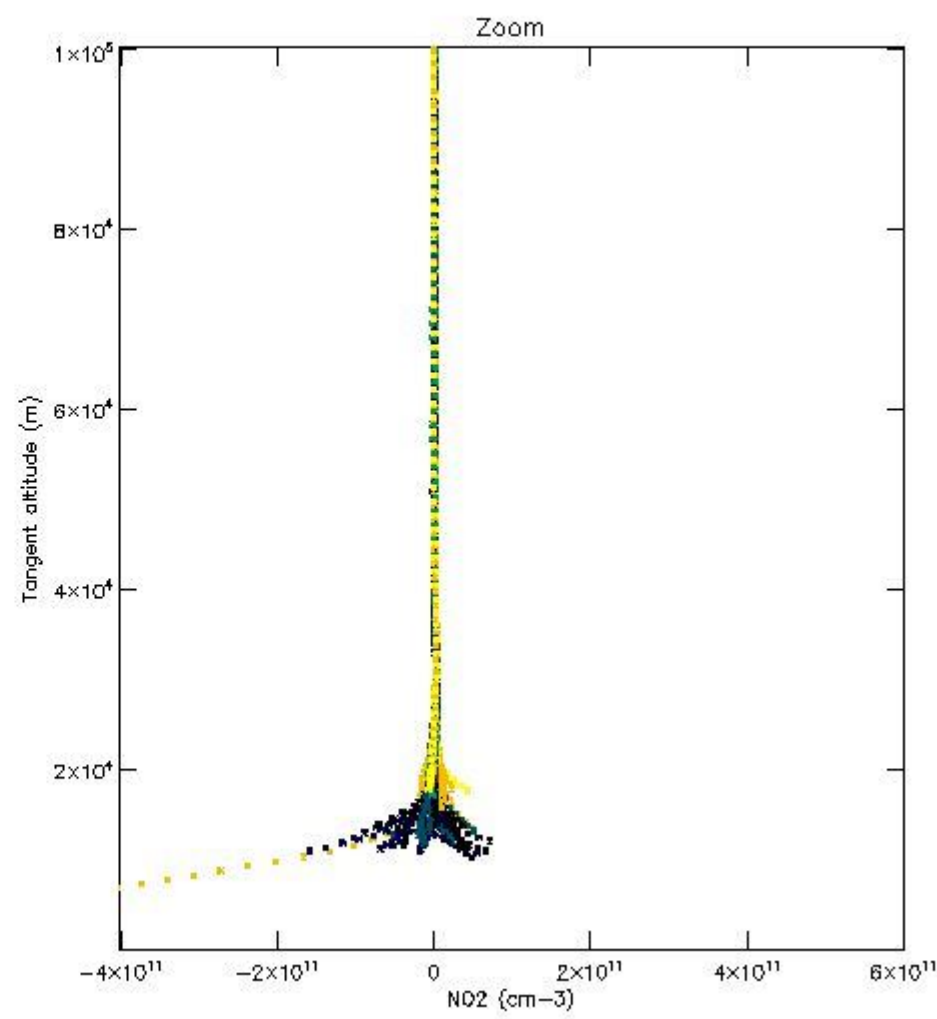
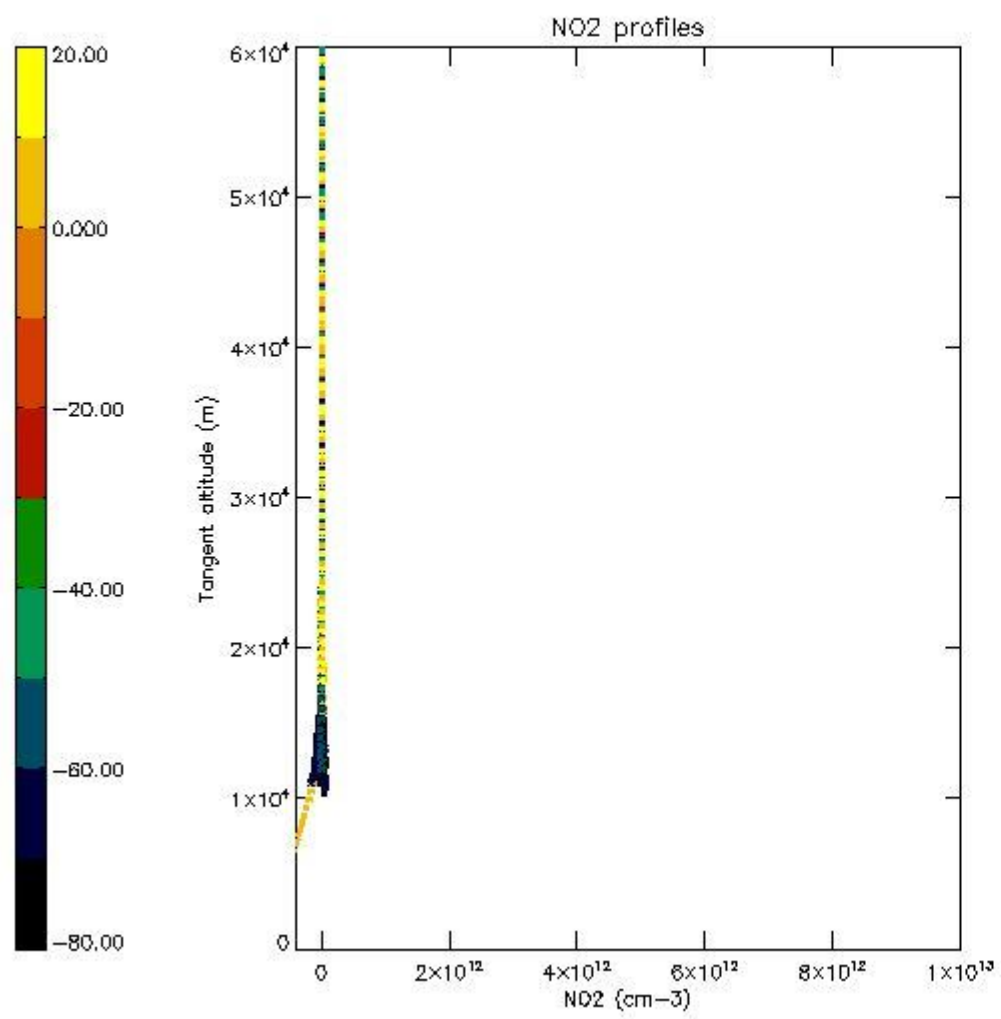
The colorbar represents the latitude.



*5.6 Plot NO<sub>2</sub> profiles for all STD (dark without errors)*

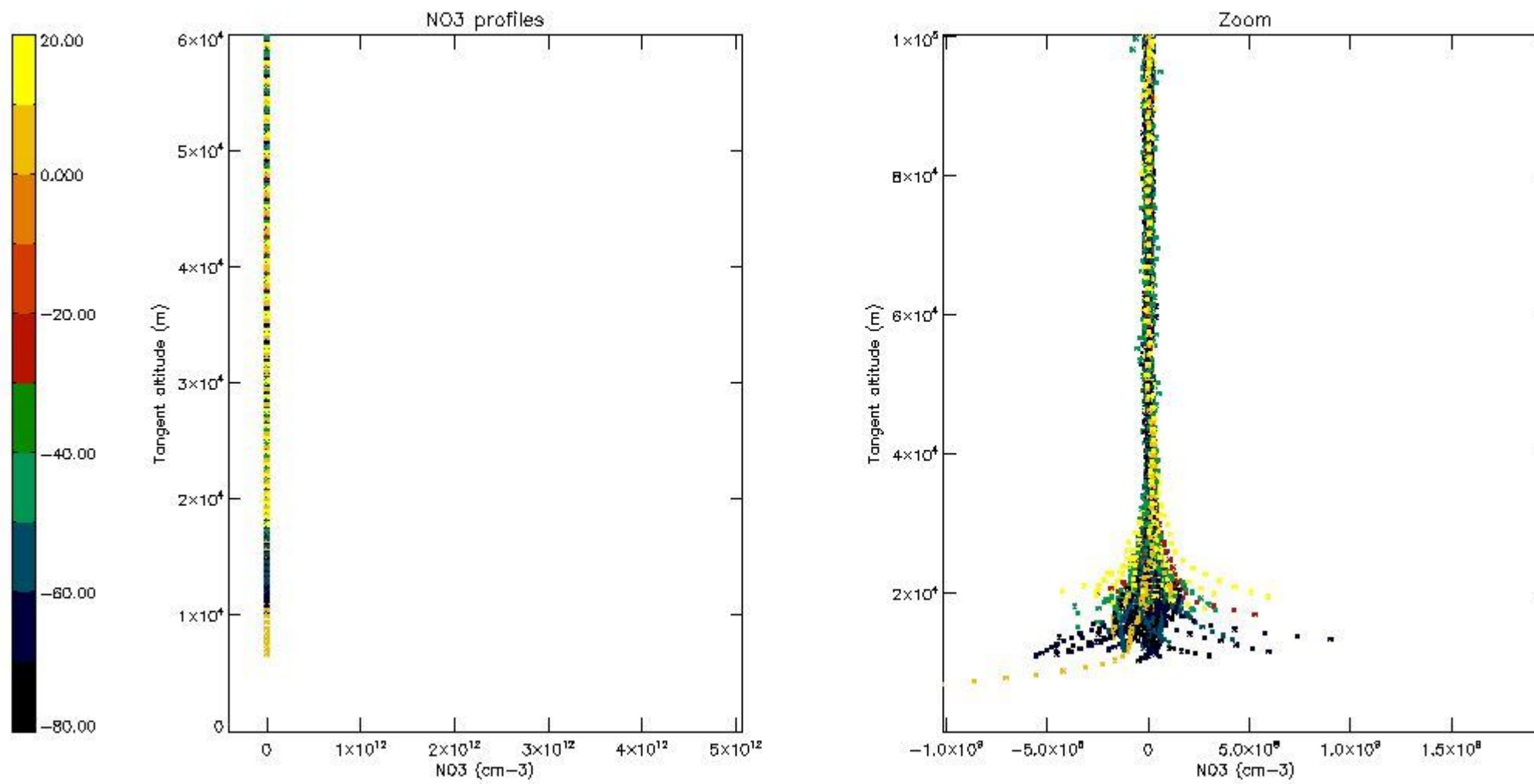
The colorbar represents the latitude.





*5.7 Plot NO3 profiles for all STD (dark without errors)*

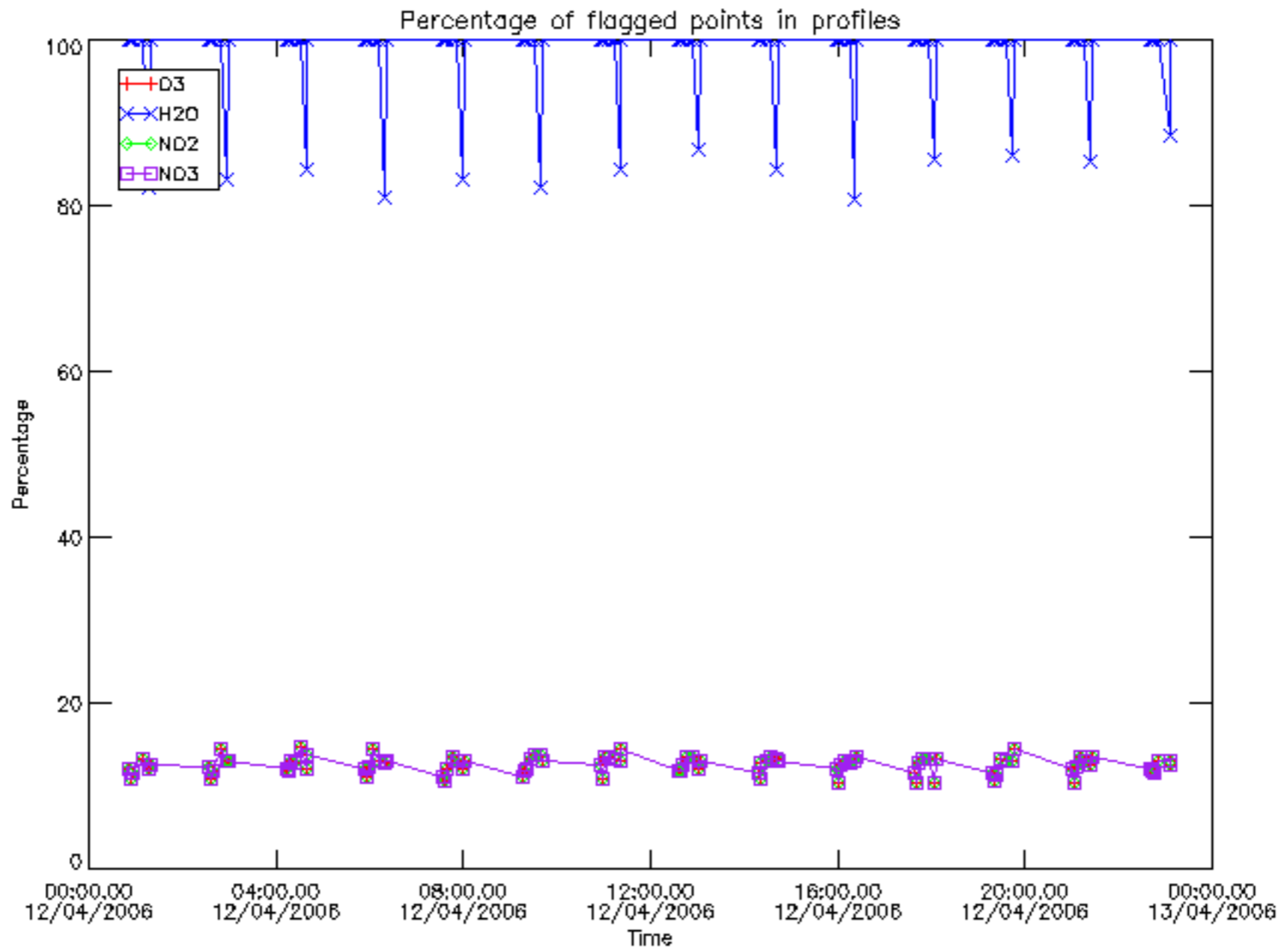
The colorbar represents the latitude.



## 6. Auxiliary Data Files used for the production reported in section 2

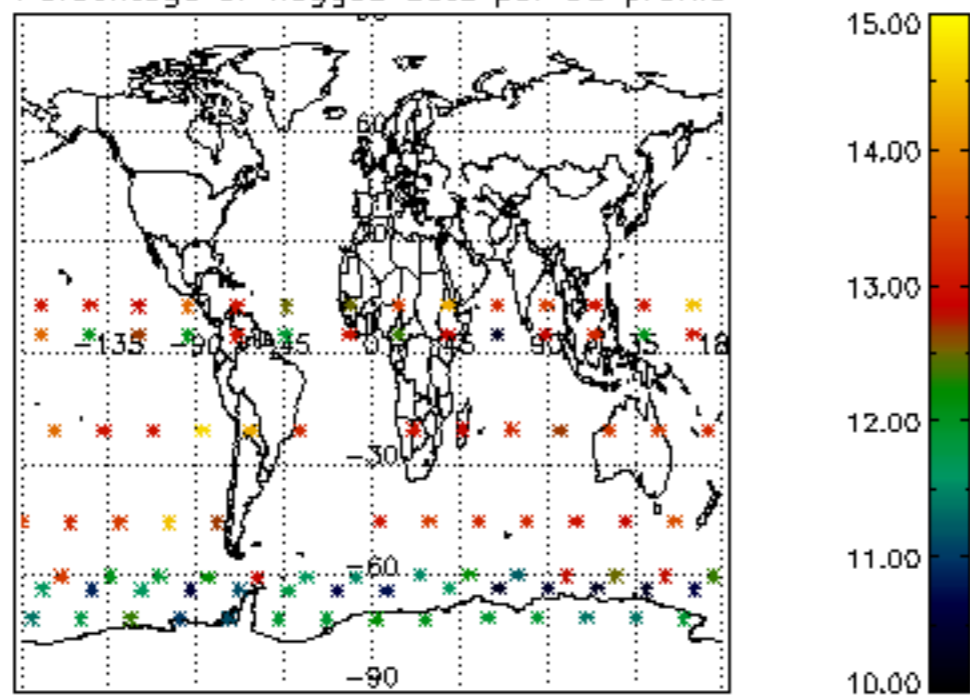
The number reported in the third column indicates since which file (see list in section 2) the corresponding auxiliary file has been used. The fourth column is the date of those product files.

Type	Auxiliary Filename	Used since product	Used since product date
INST_PHYS_CHARACTERISTICS	GOM_INS_AXVIEC20091111_143220_20030716_120000_20500101_000000	1	12-APR-2006 00:04:33
LEVEL-2_PROC_CONFIG	GOM_PR2_AXVIEC20091111_152718_20020301_000000_20500101_000000	1	12-APR-2006 00:04:33
CROSS_SECTIONS_FILE	GOM_CRS_AXVIEC20091111_154832_20020301_000000_20500101_000000	1	12-APR-2006 00:04:33

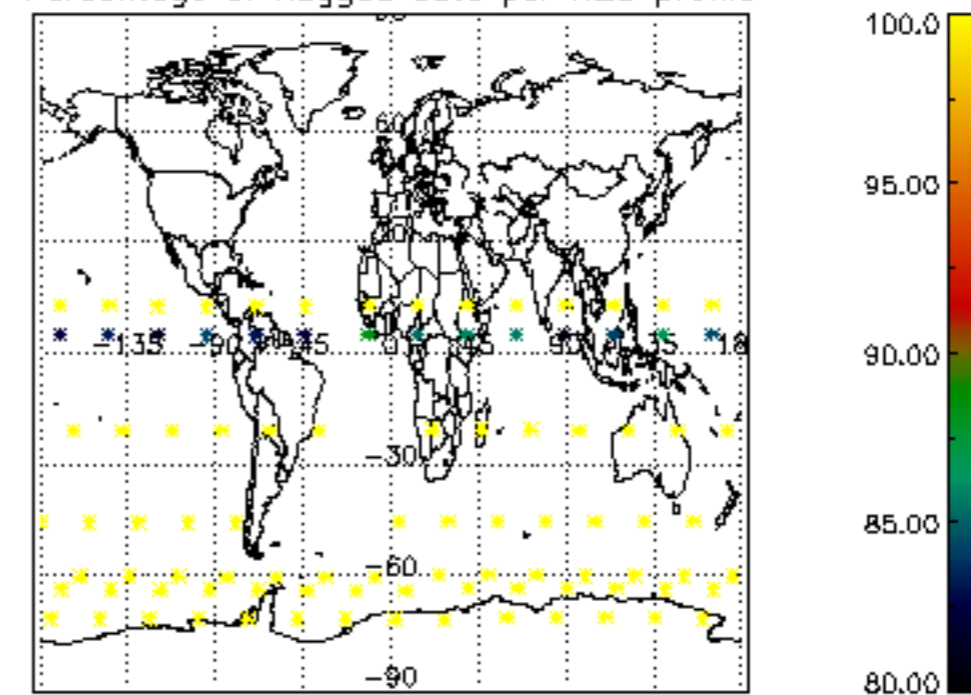




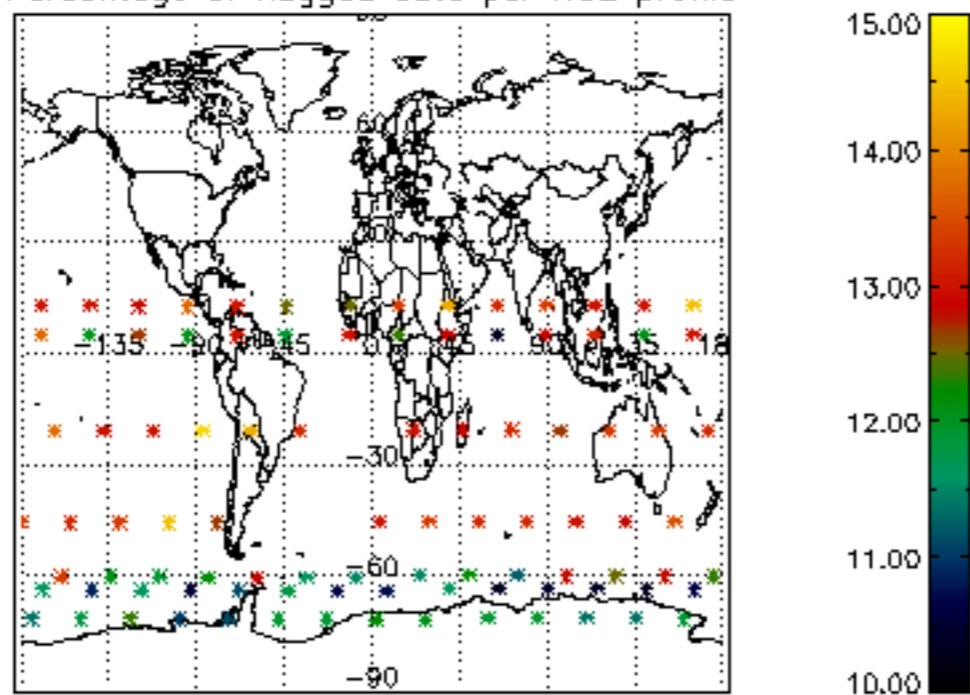
Percentage of flagged data per D3 profile



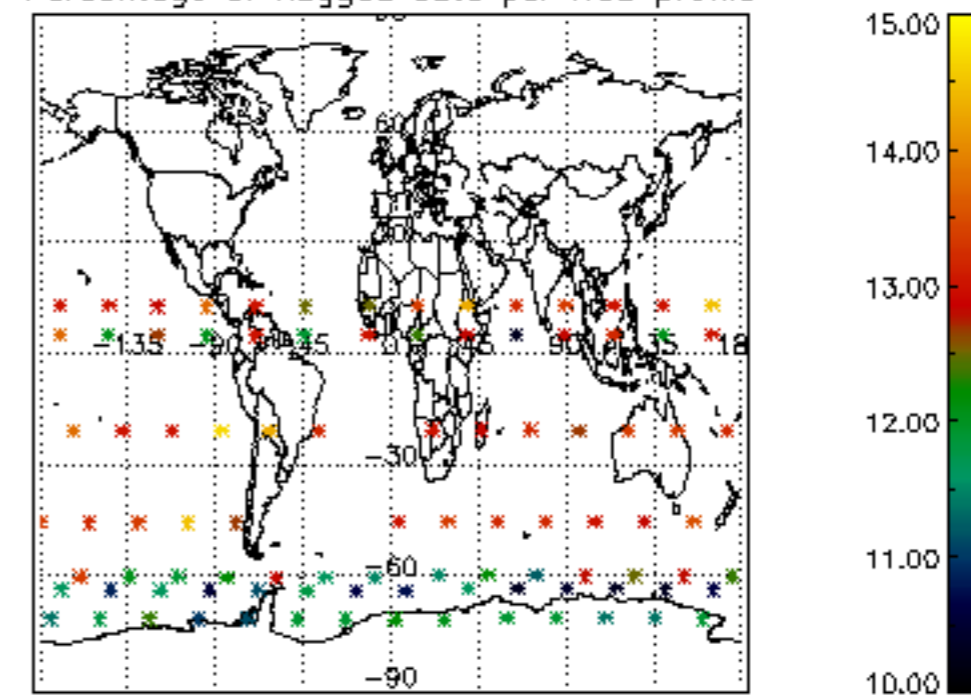
Percentage of flagged data per H2O profile

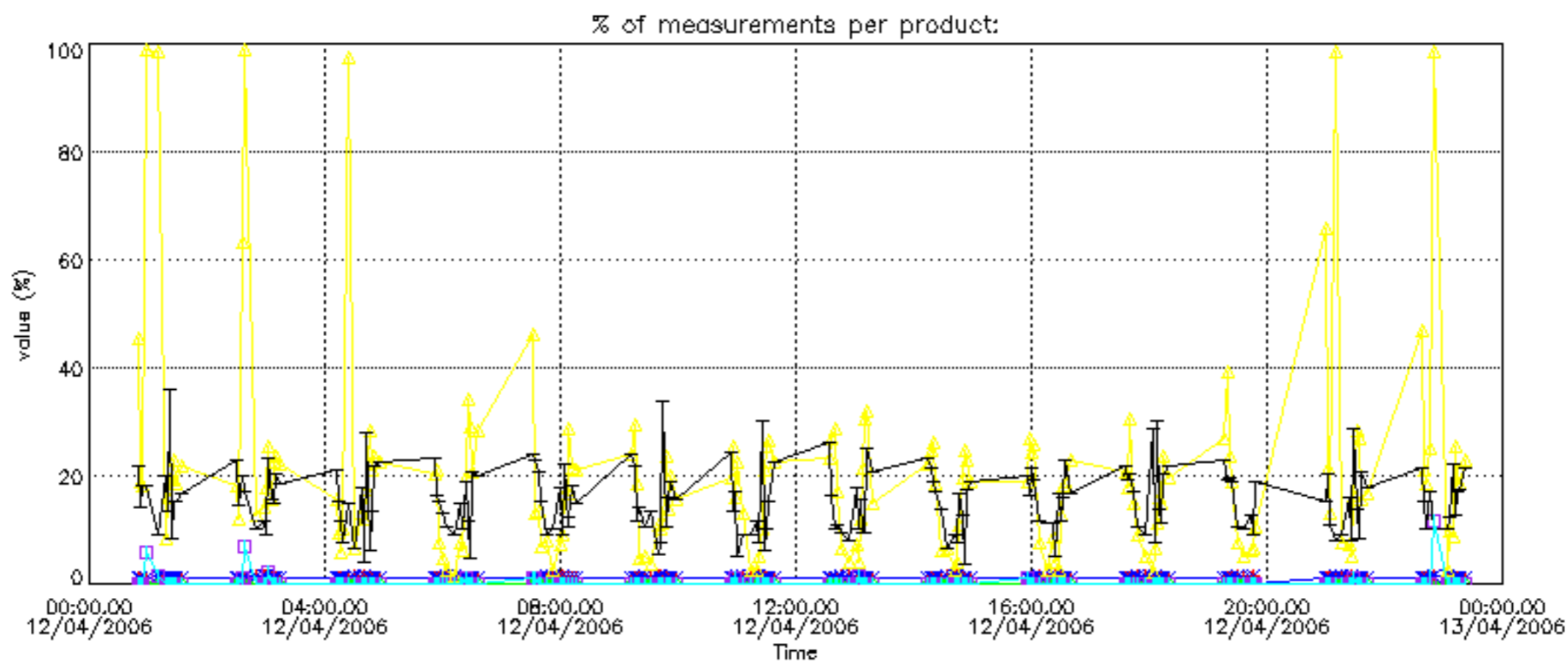


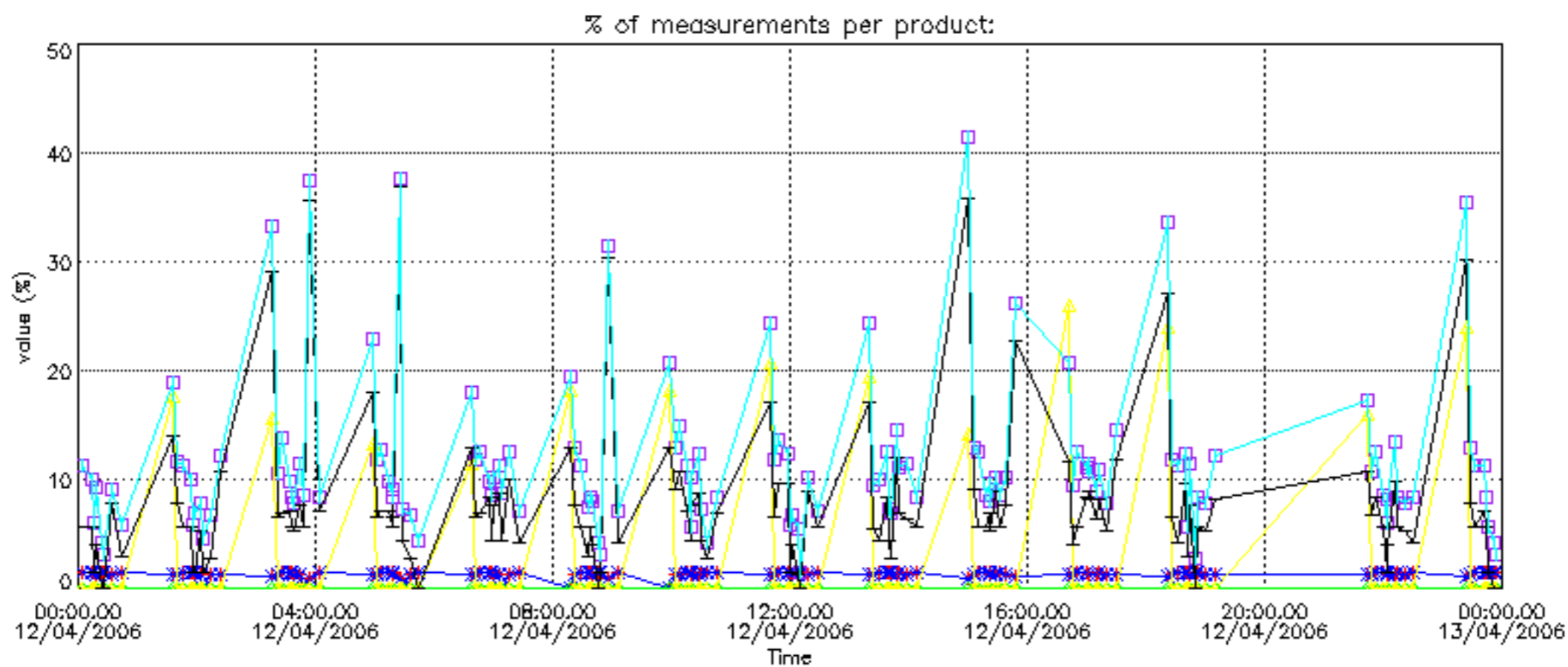
Percentage of flagged data per NO2 profile



Percentage of flagged data per NO3 profile

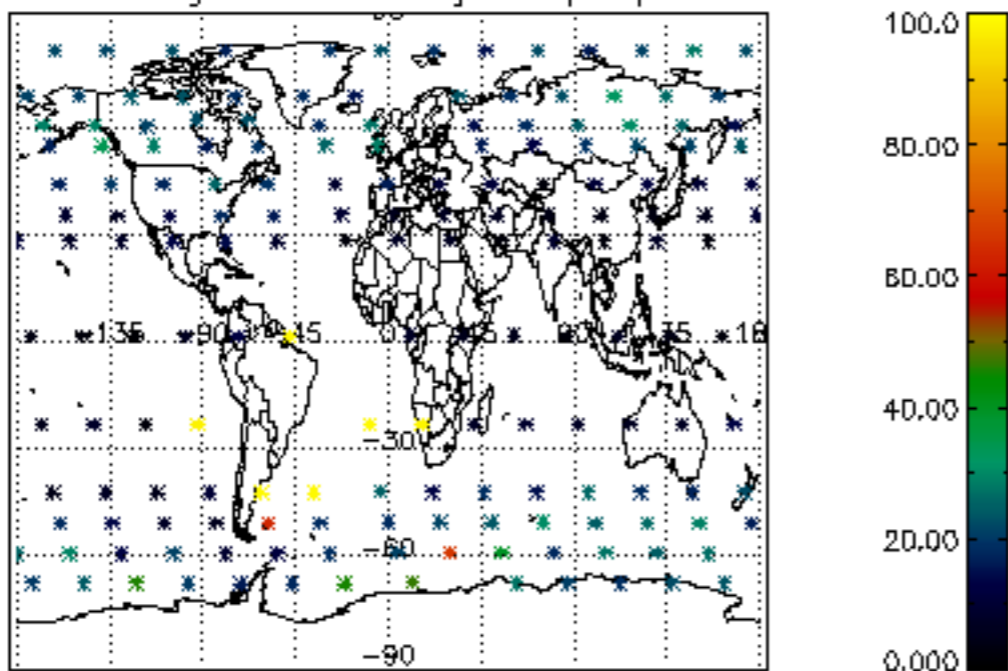




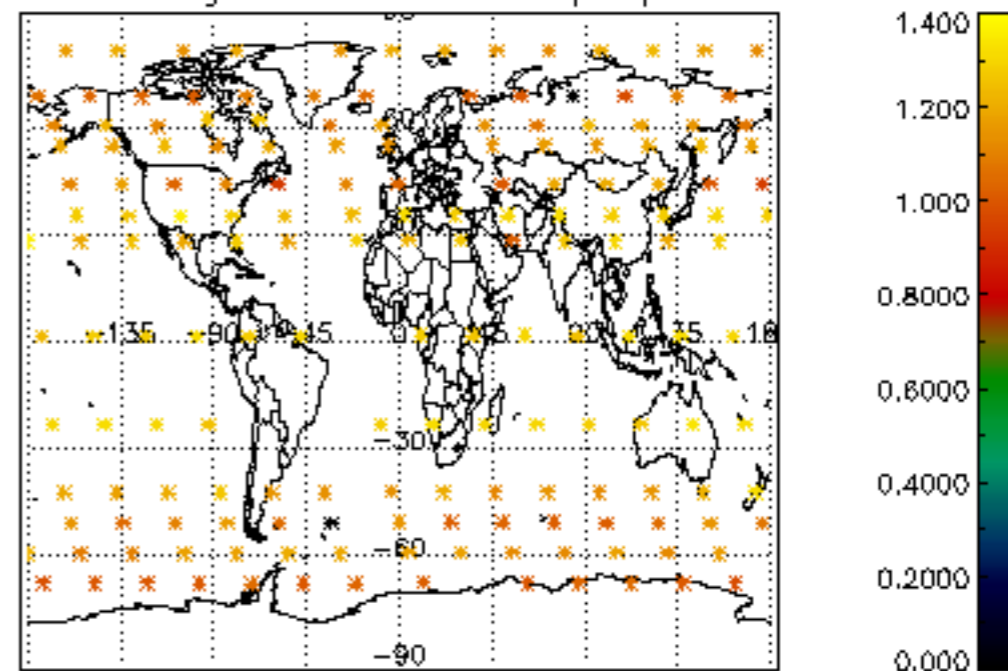




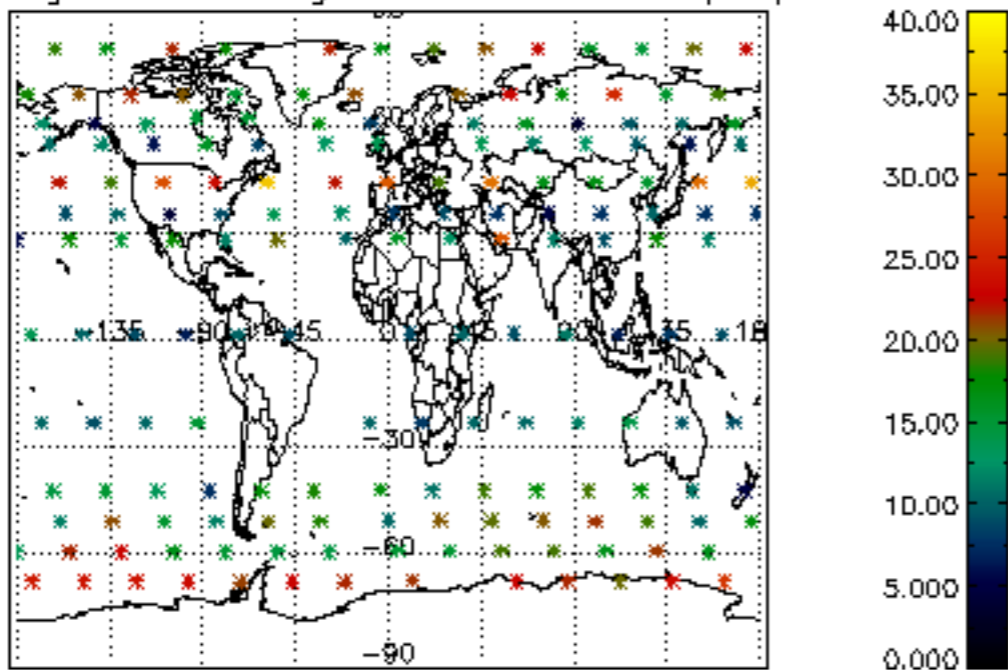
Percentage of cosmic ray hits per profile



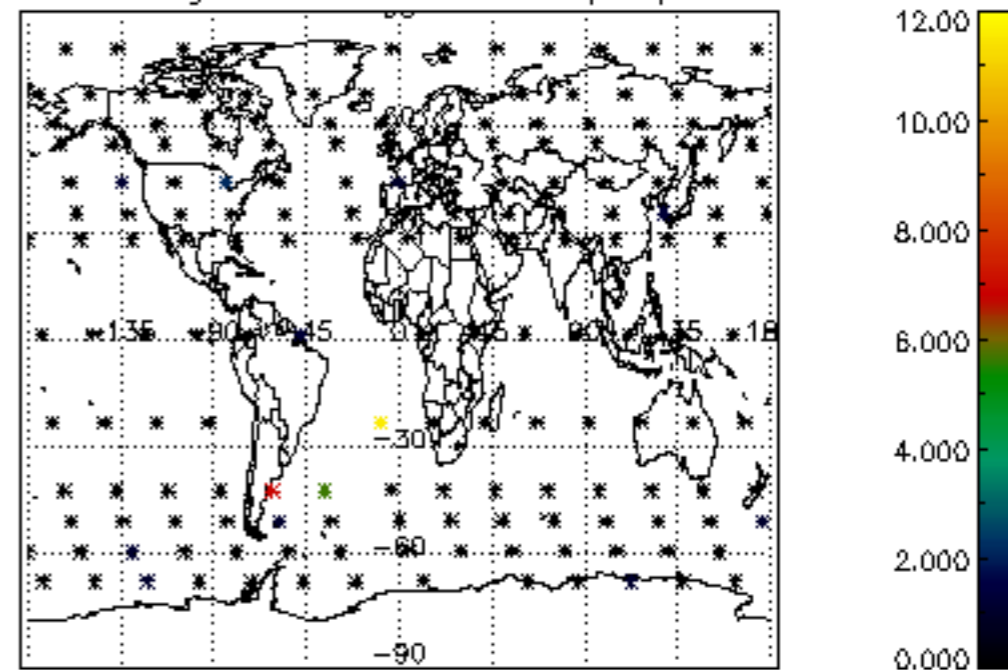
Percentage of datation errors per profile



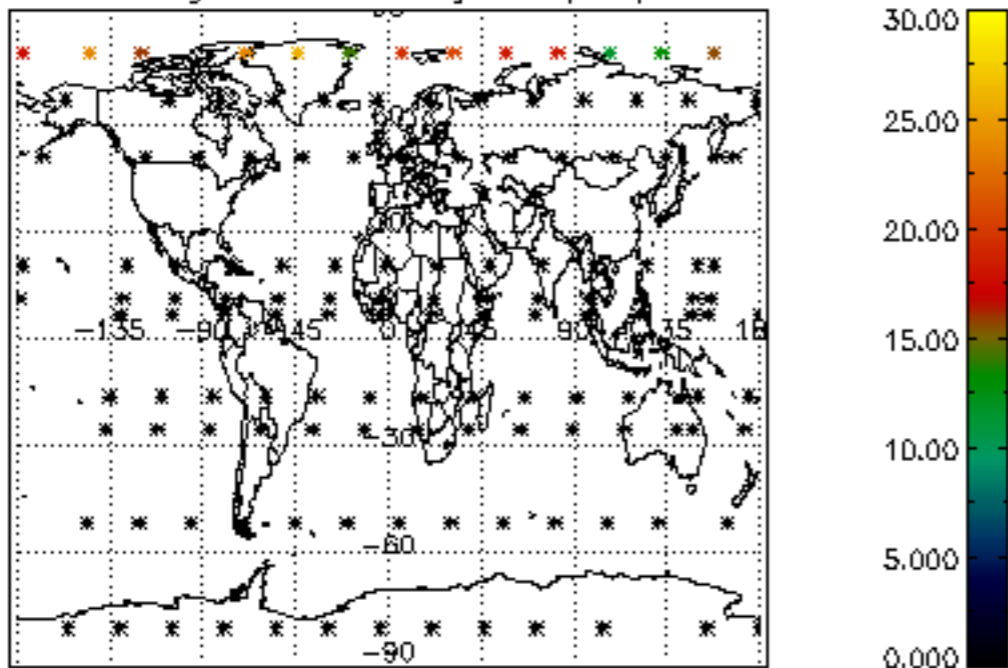
Percentage of star falling outside central band per profile



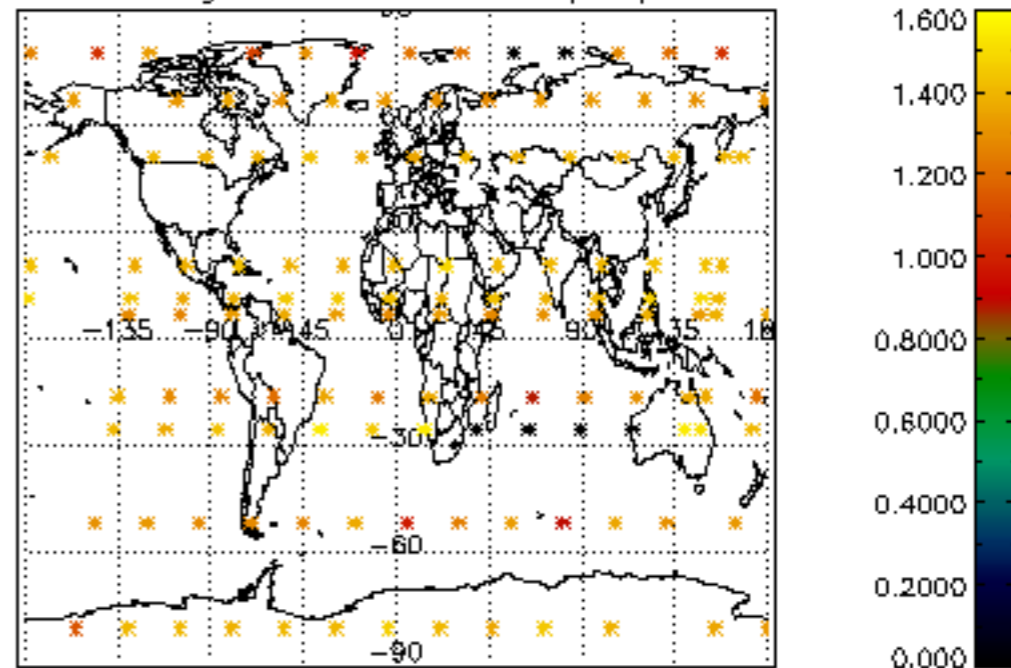
Percentage of saturation errors per profile



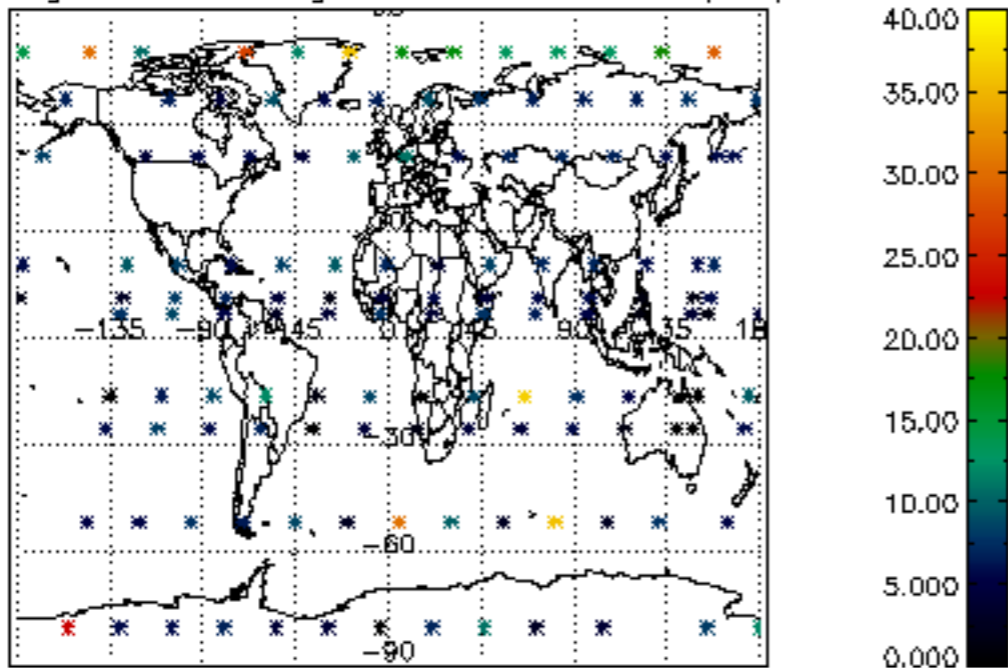
Percentage of cosmic ray hits per profile



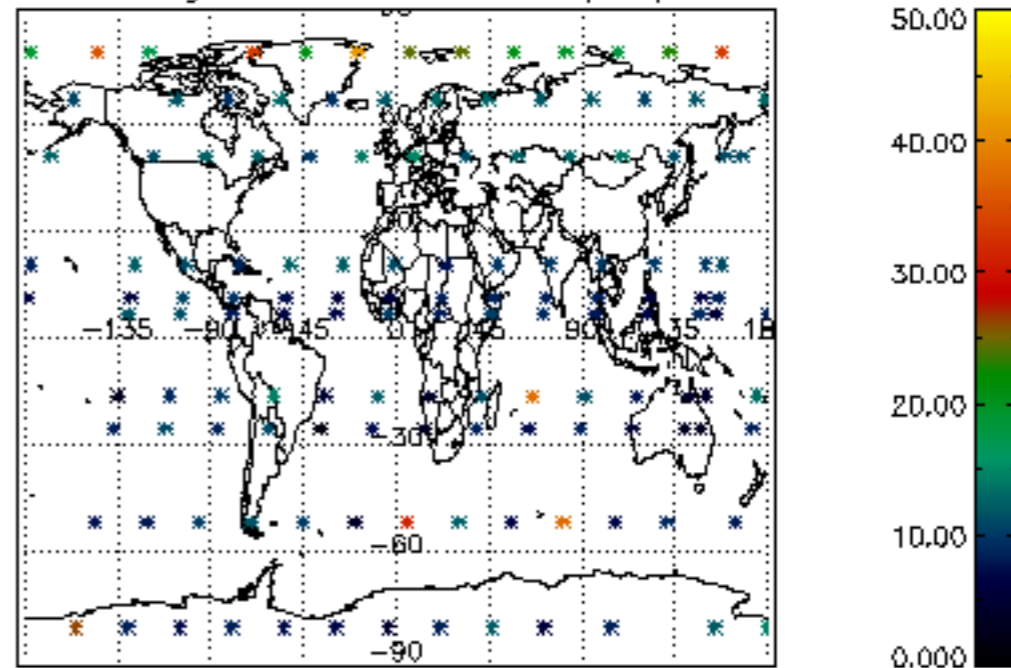
Percentage of datation errors per profile

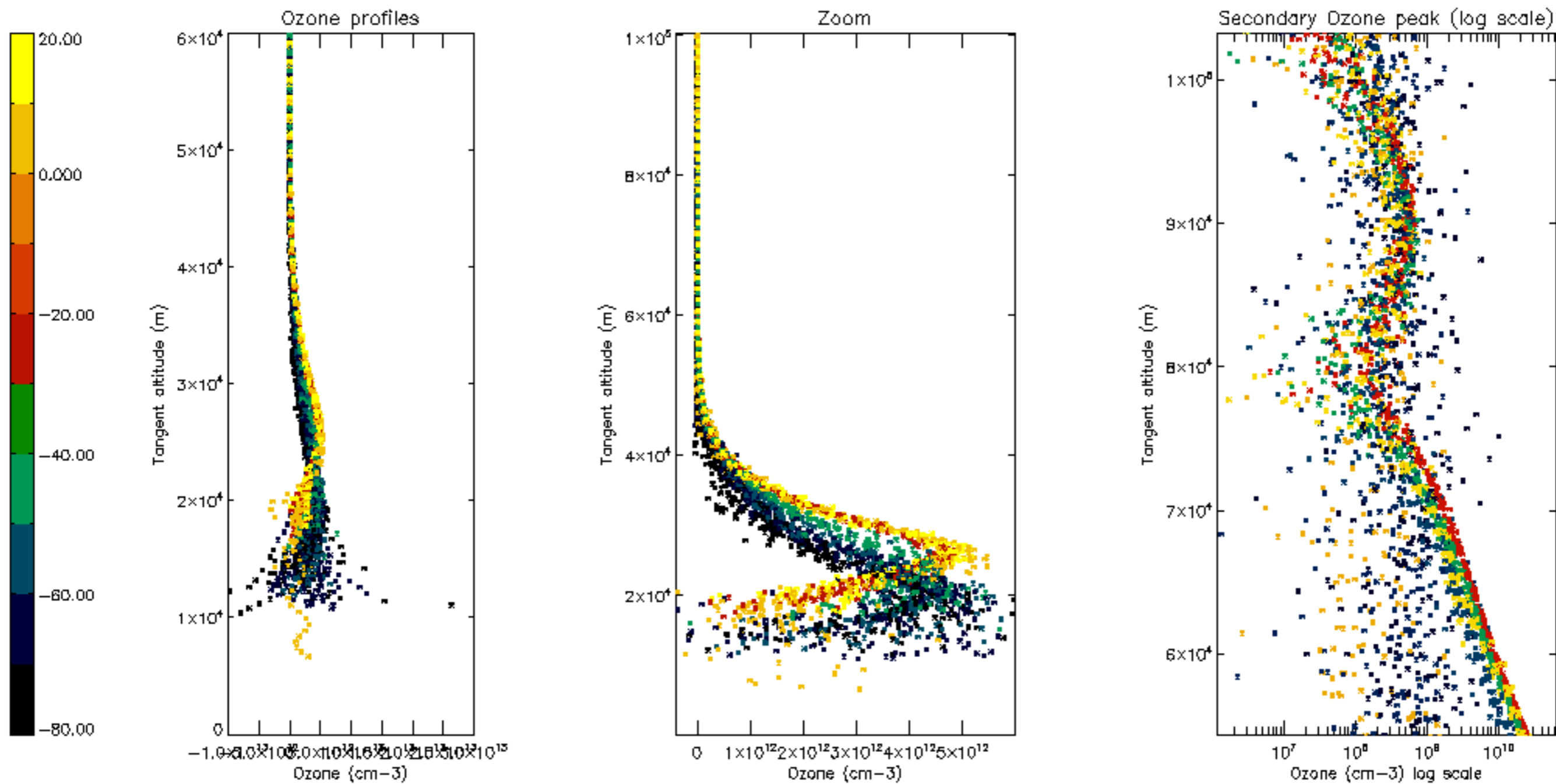


Percentage of star falling outside central band per profile

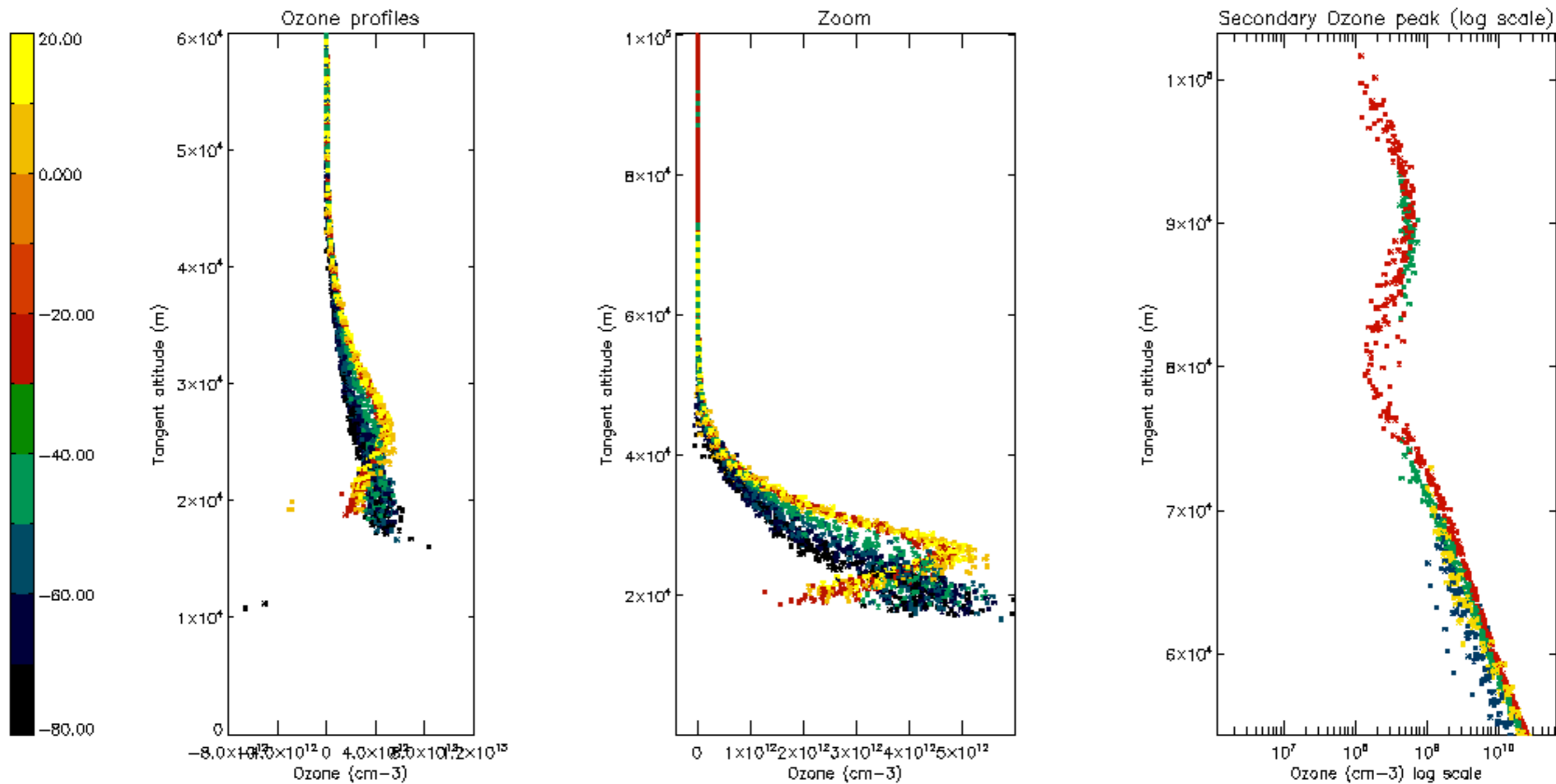


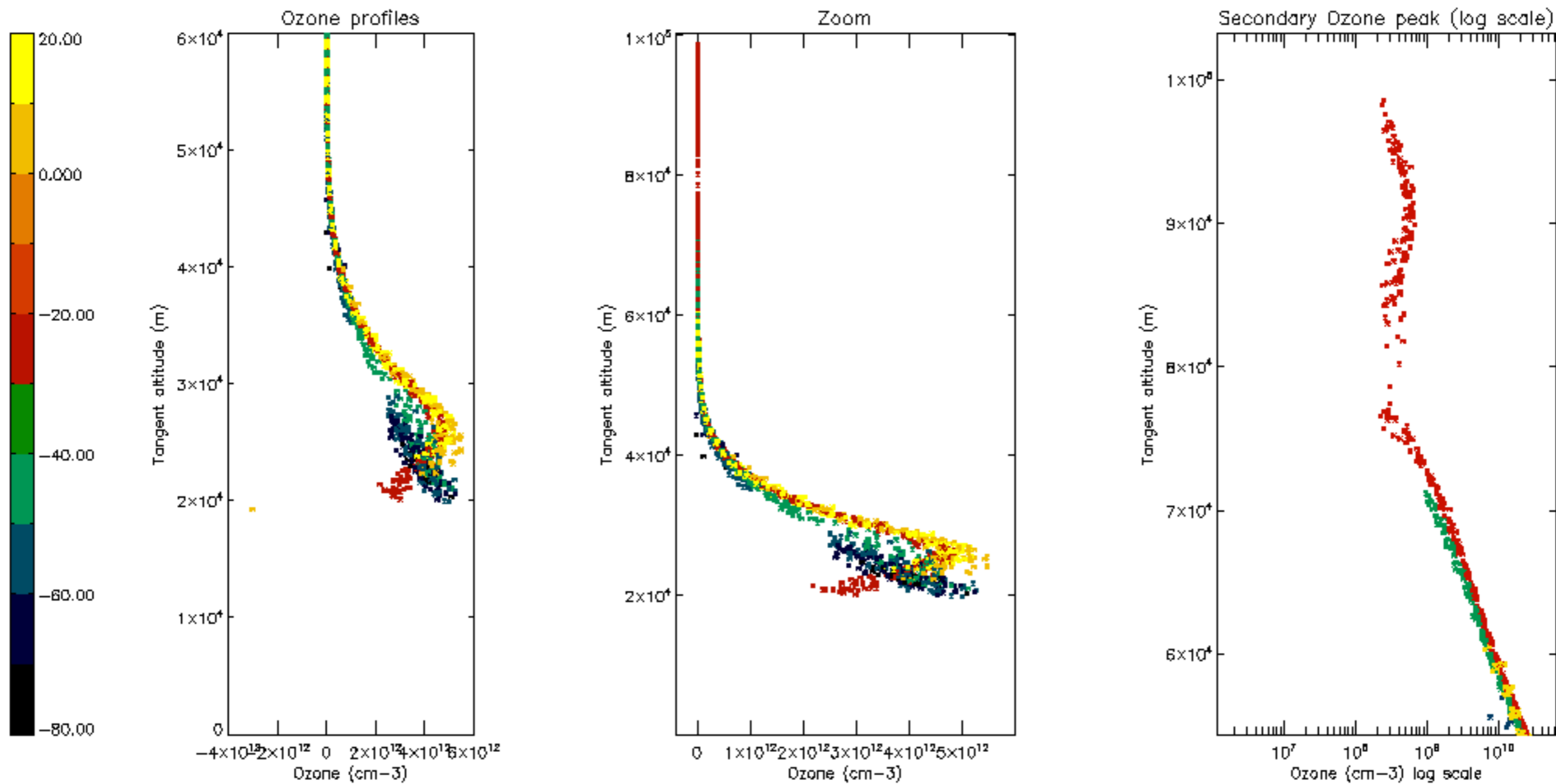
Percentage of saturation errors per profile

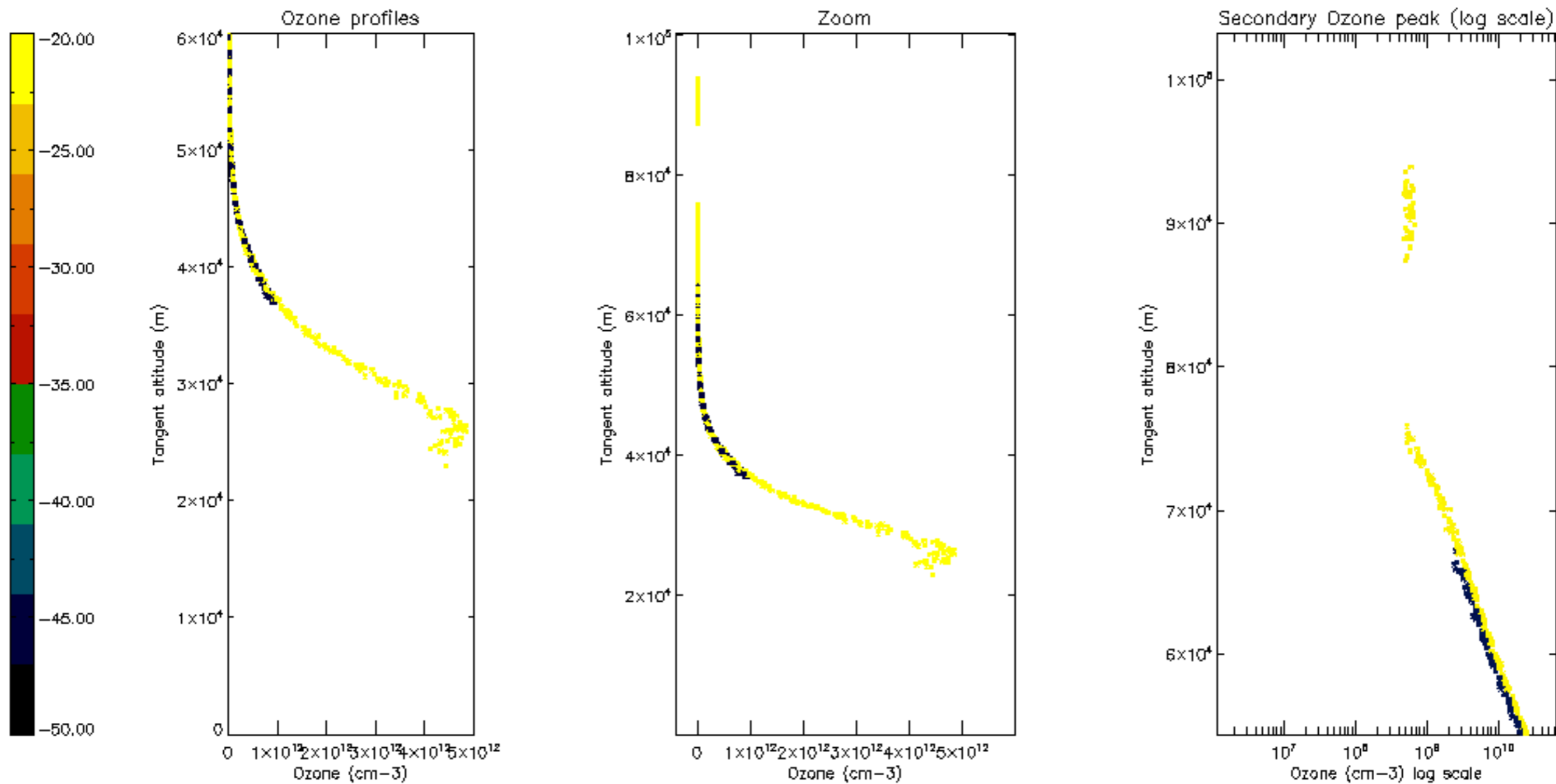




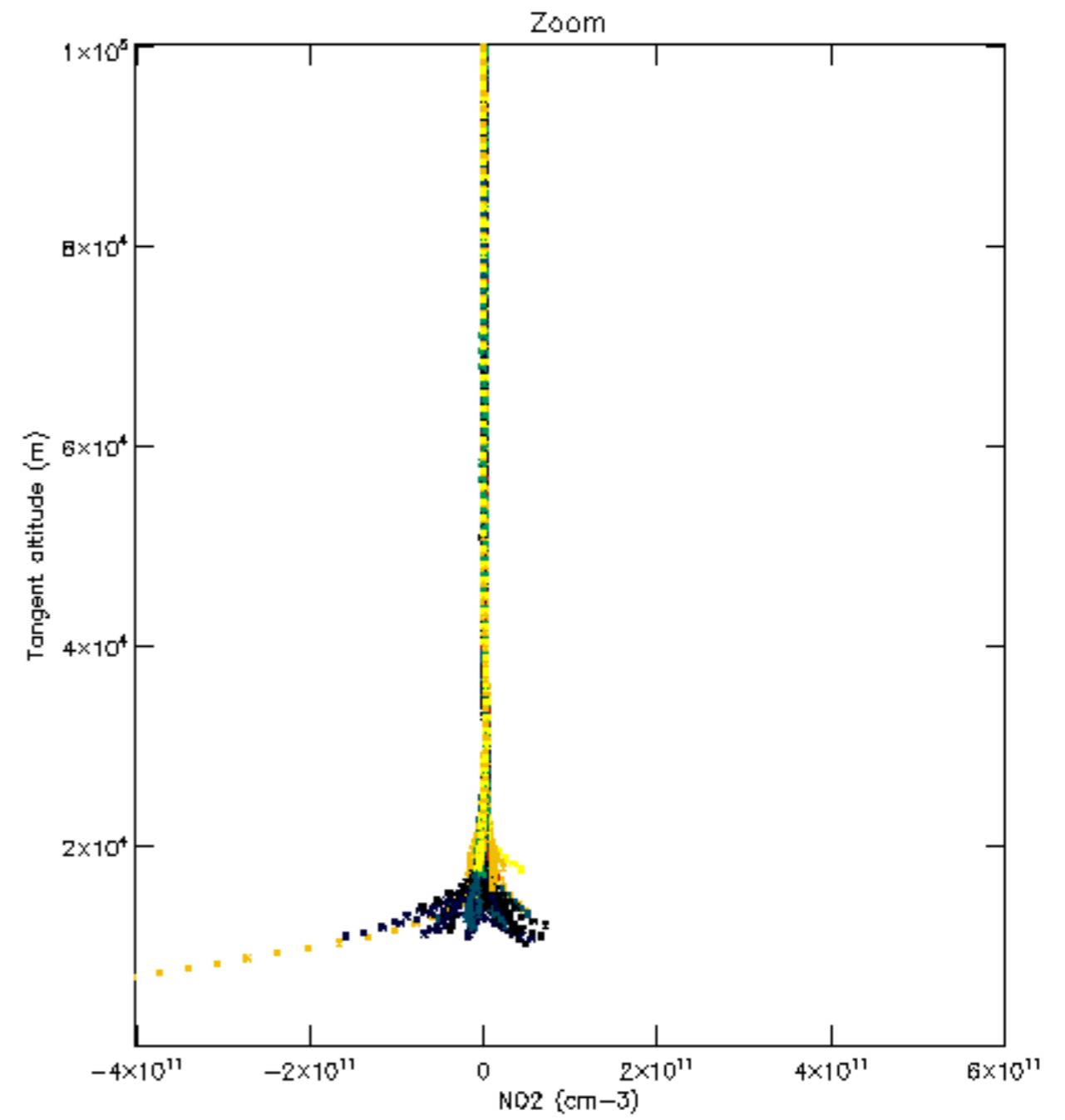
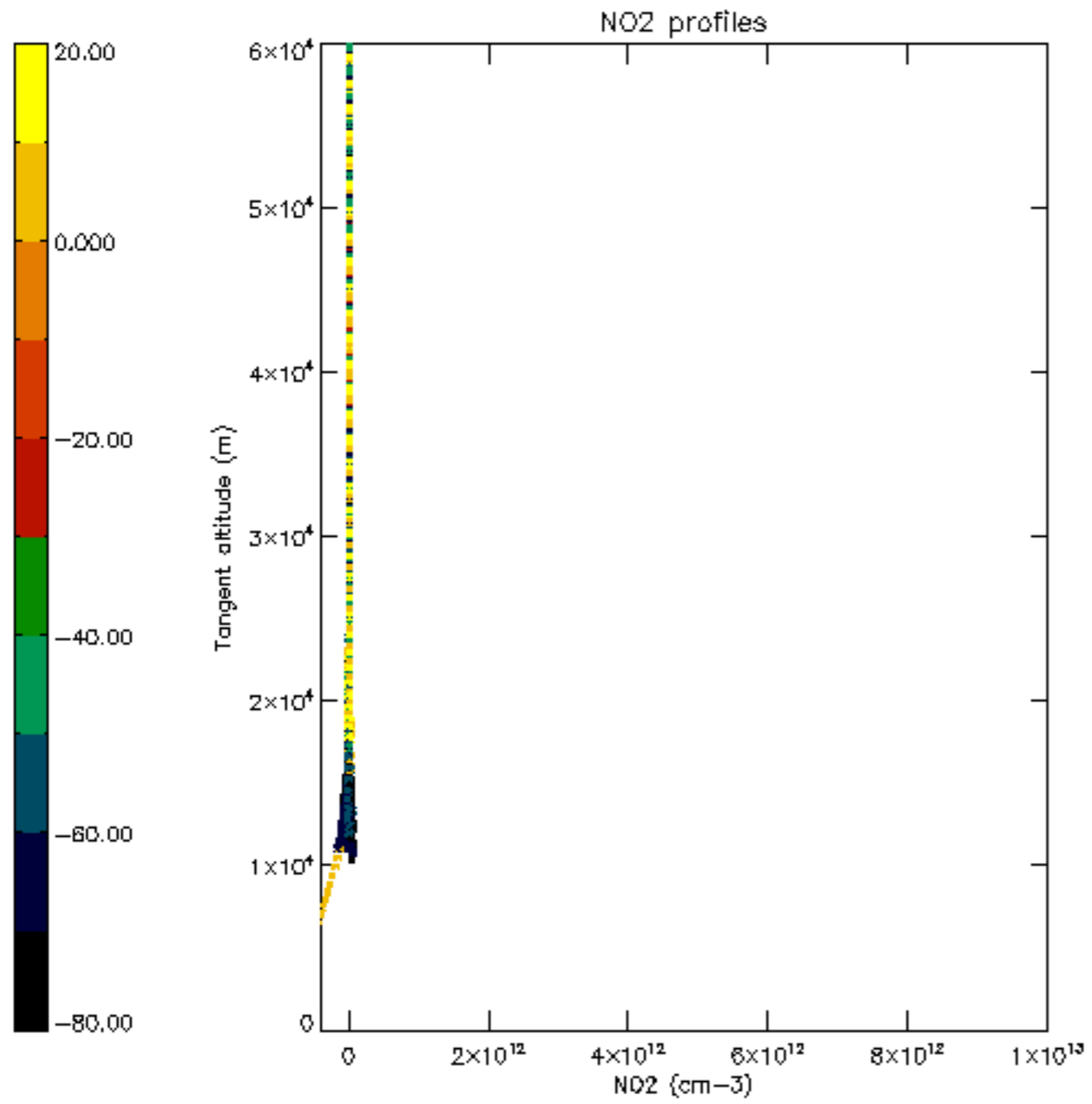


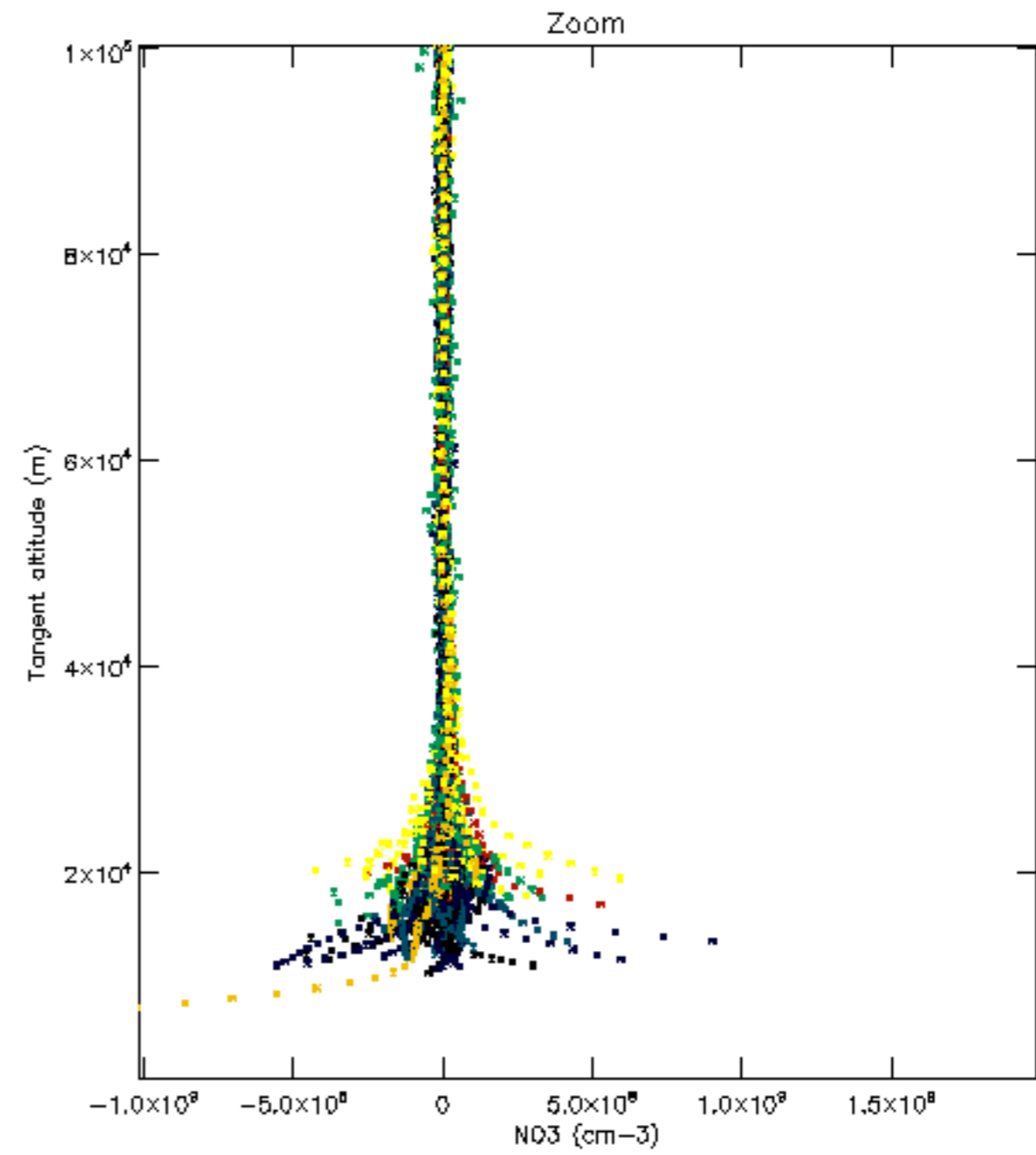
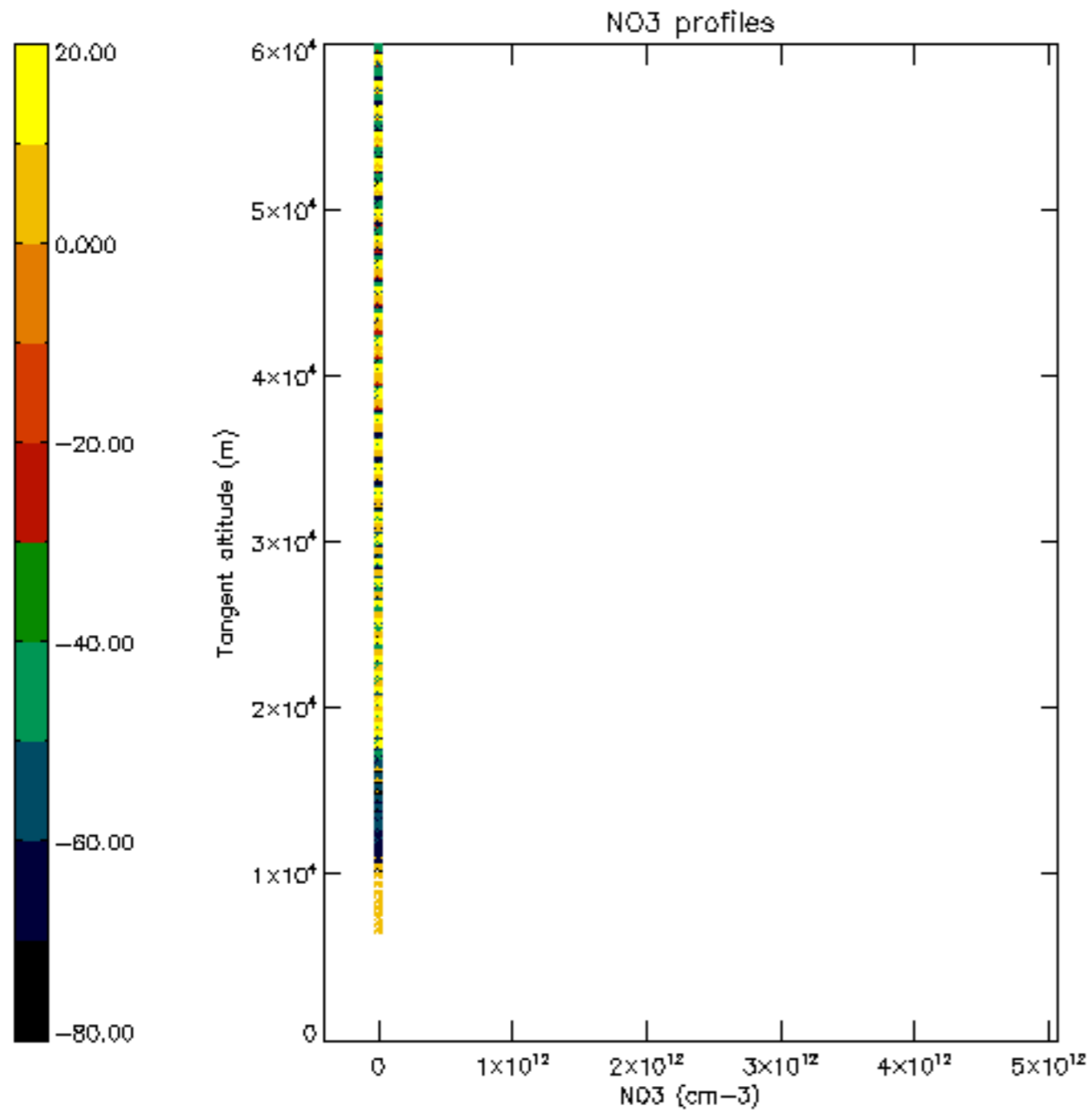


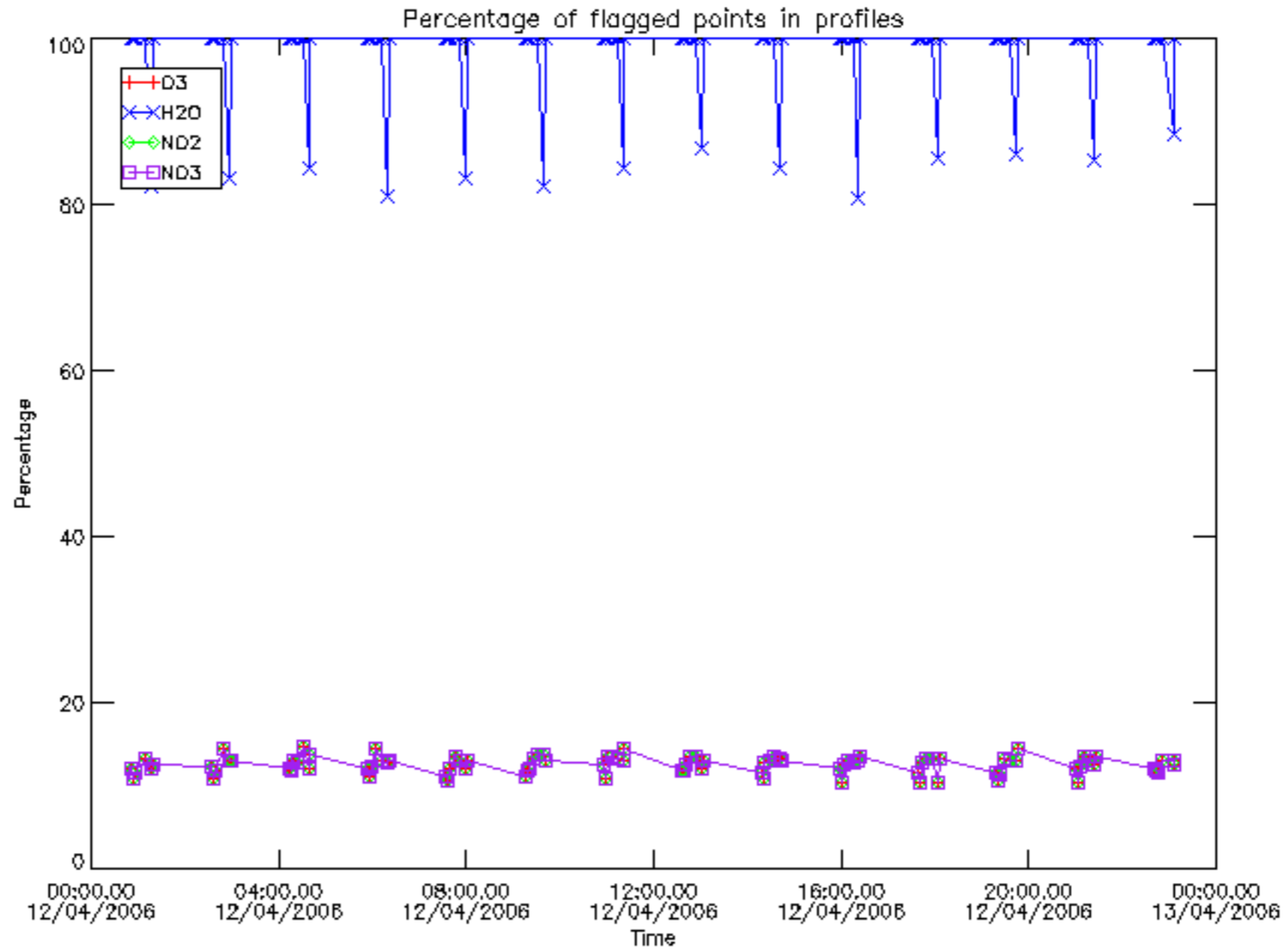




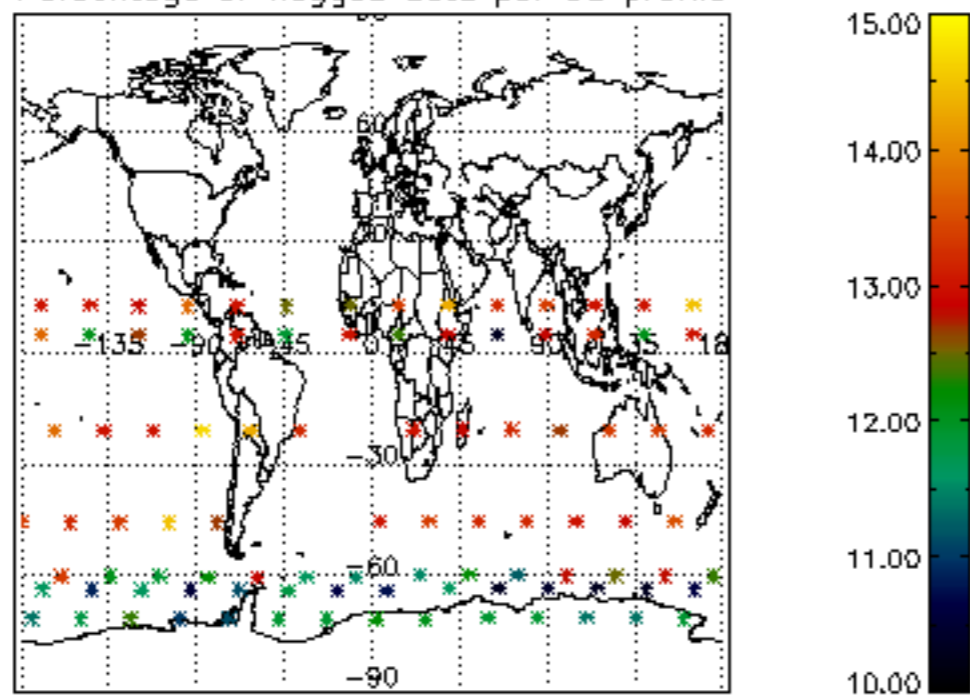




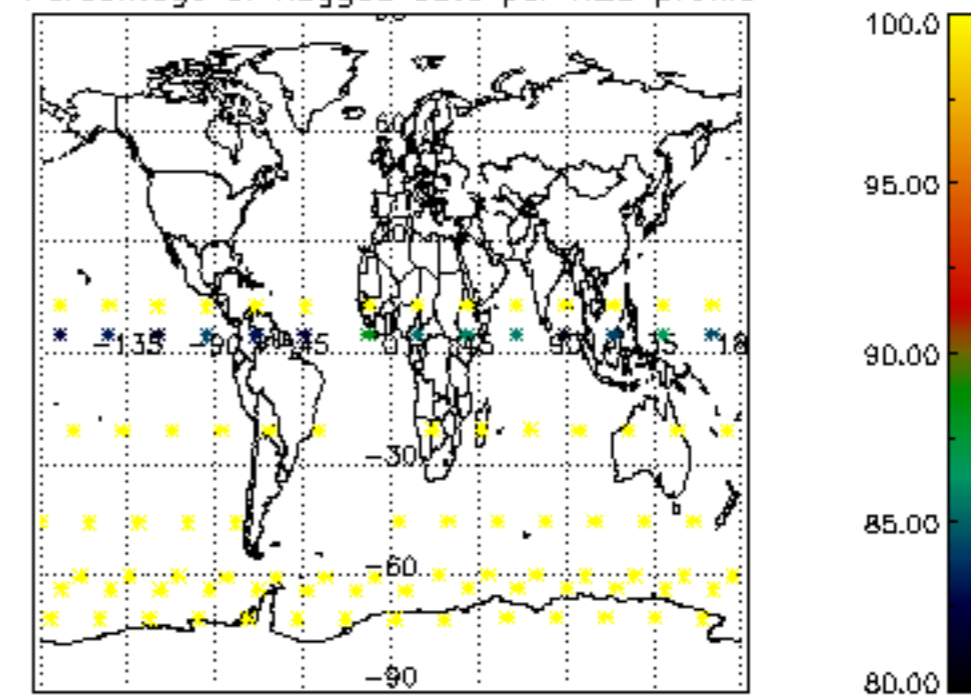




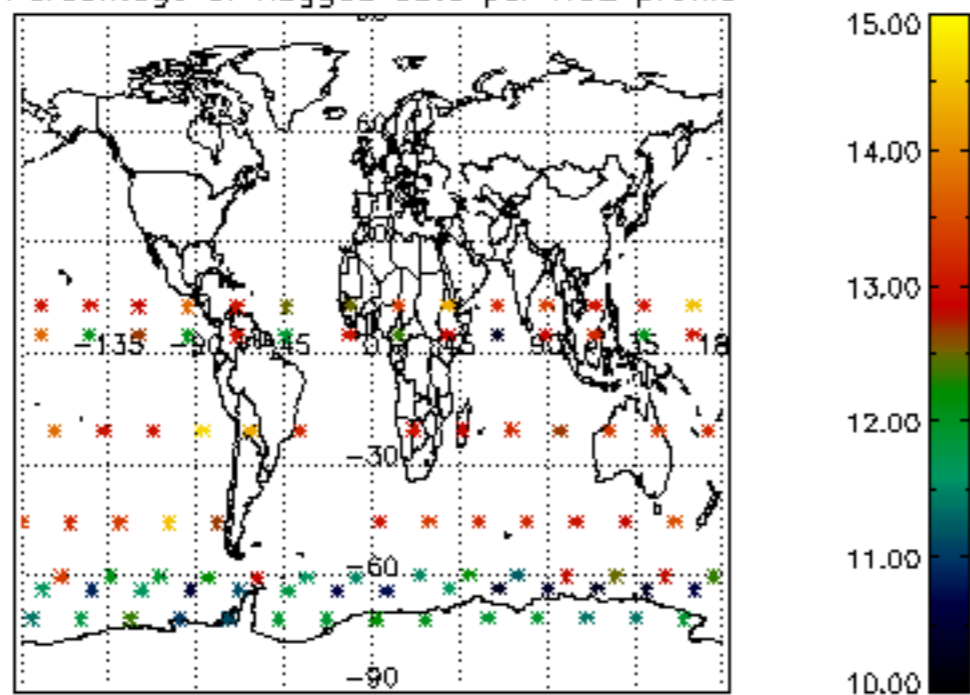
Percentage of flagged data per D3 profile



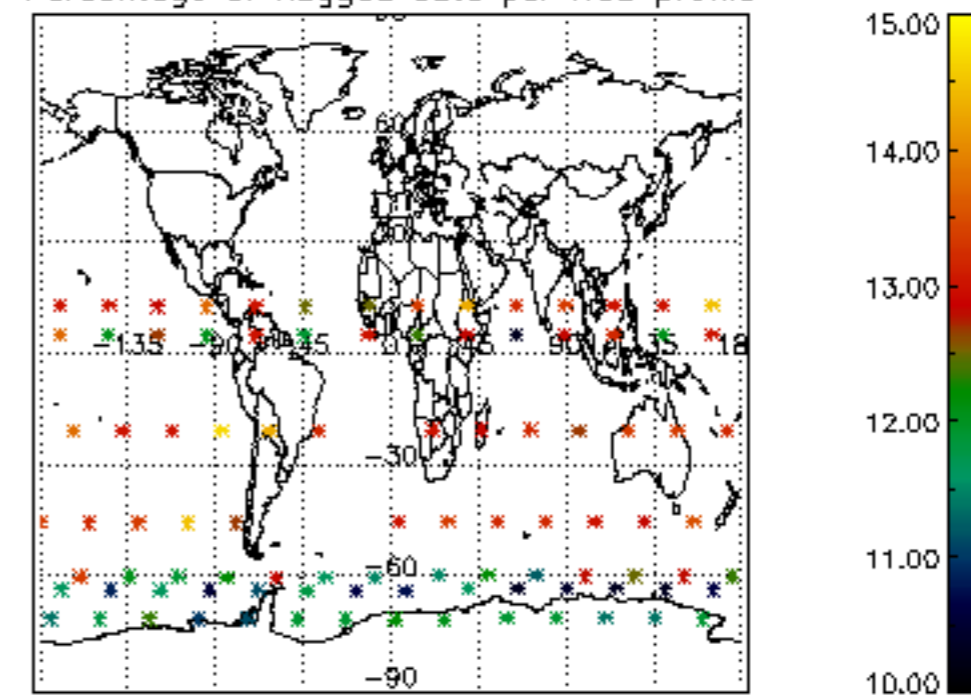
Percentage of flagged data per H2O profile



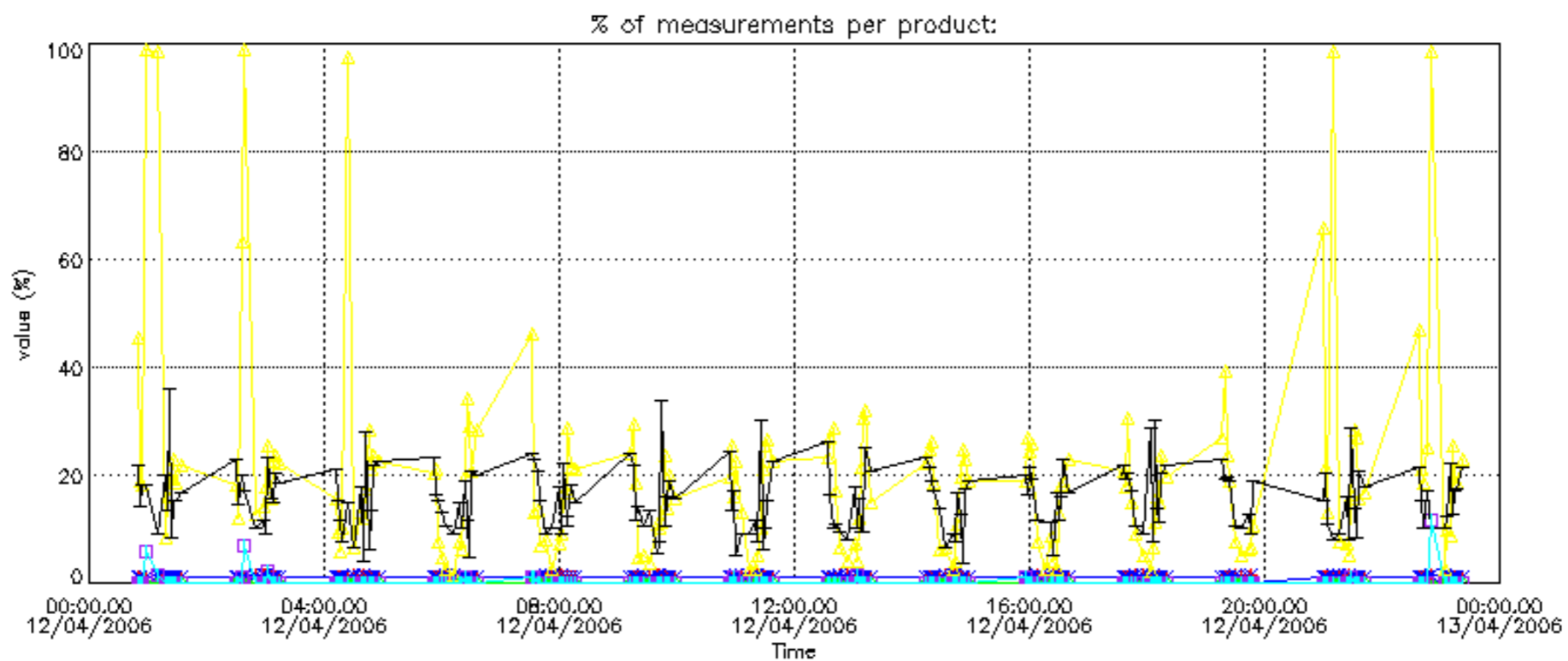
Percentage of flagged data per NO2 profile

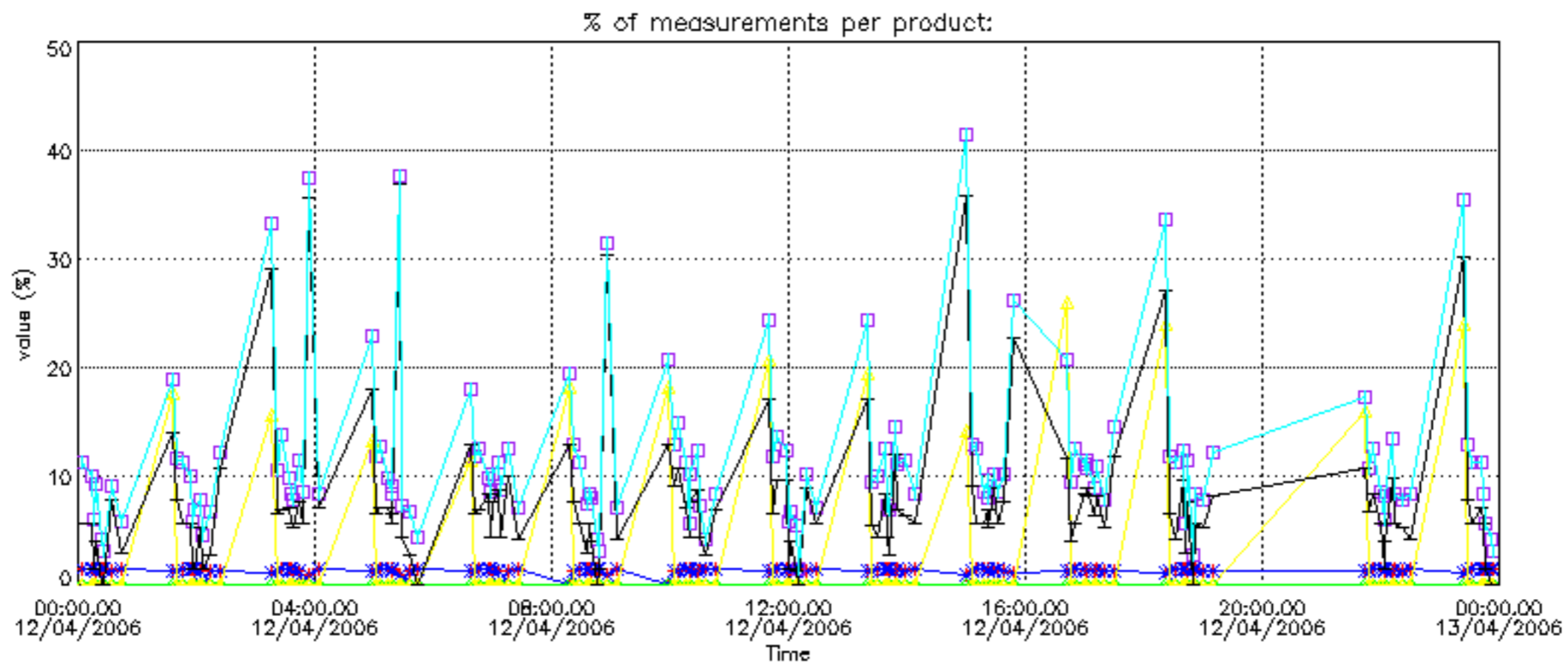


Percentage of flagged data per NO3 profile

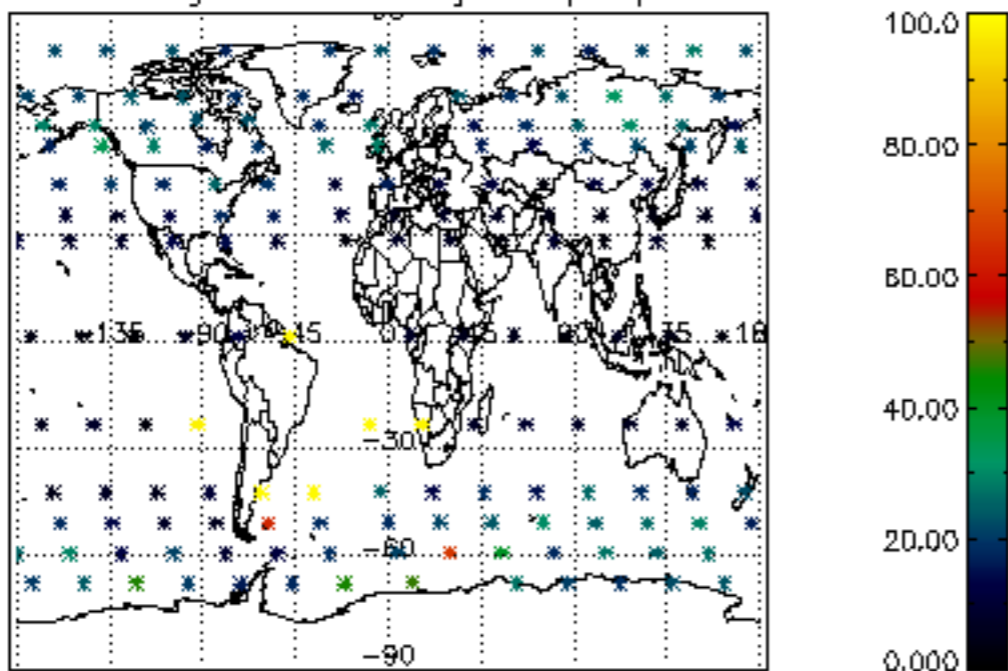




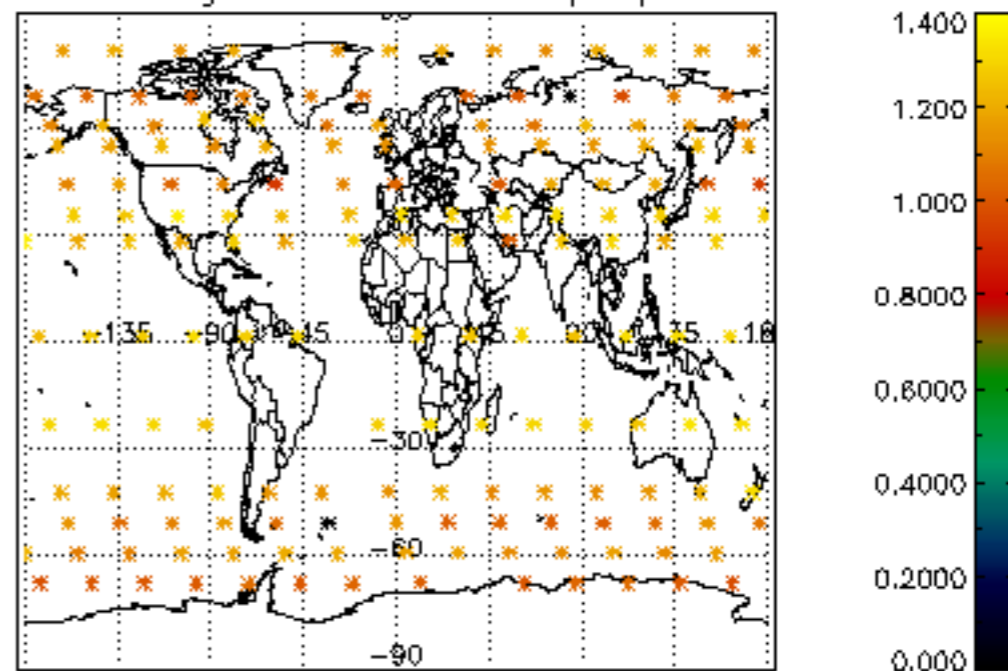




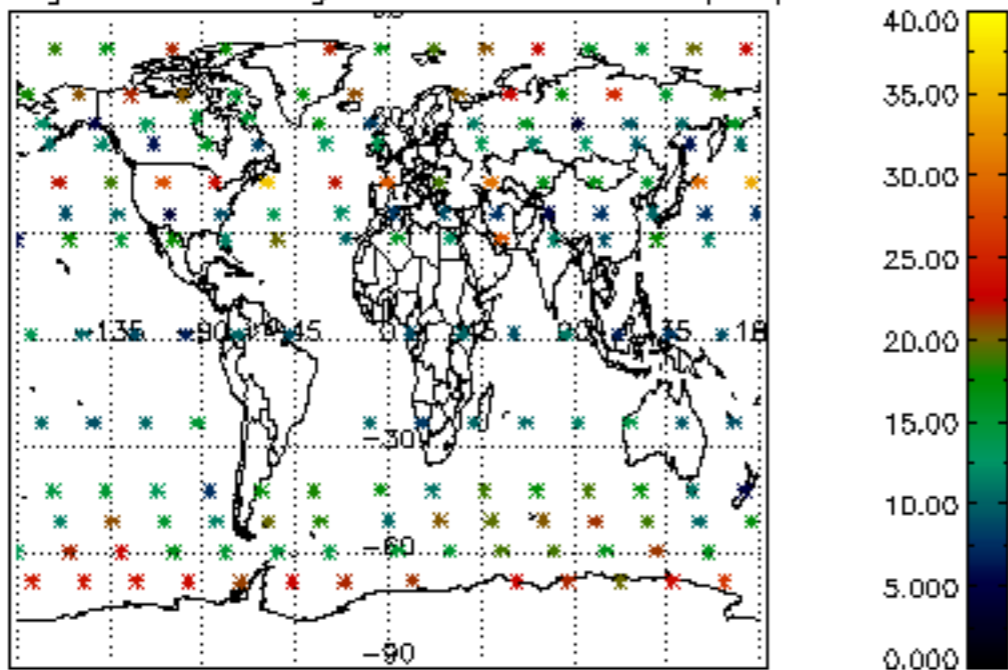
Percentage of cosmic ray hits per profile



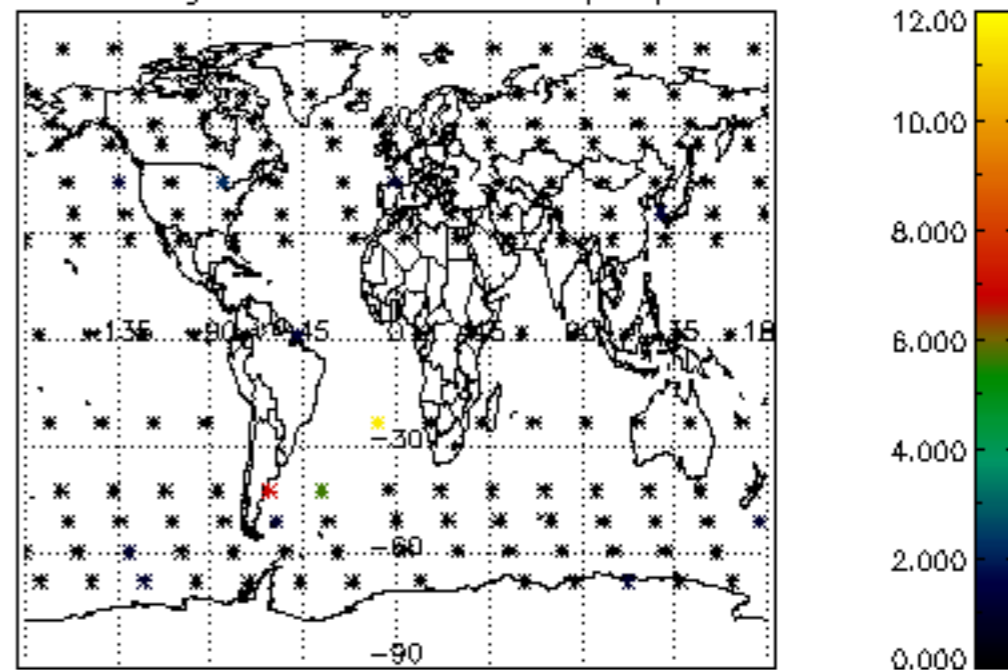
Percentage of datation errors per profile



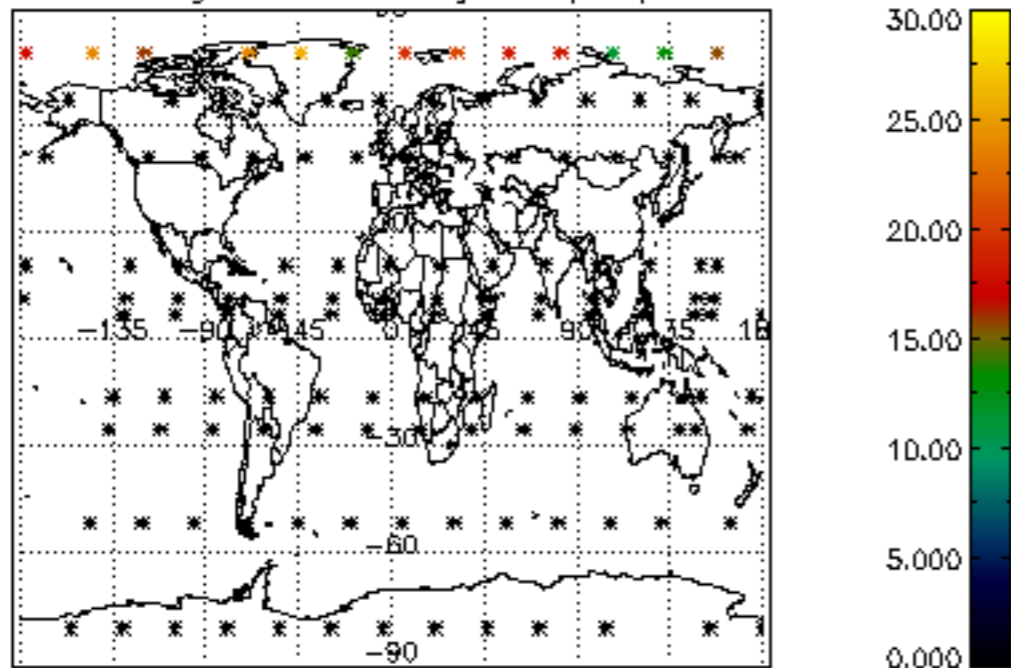
Percentage of star falling outside central band per profile



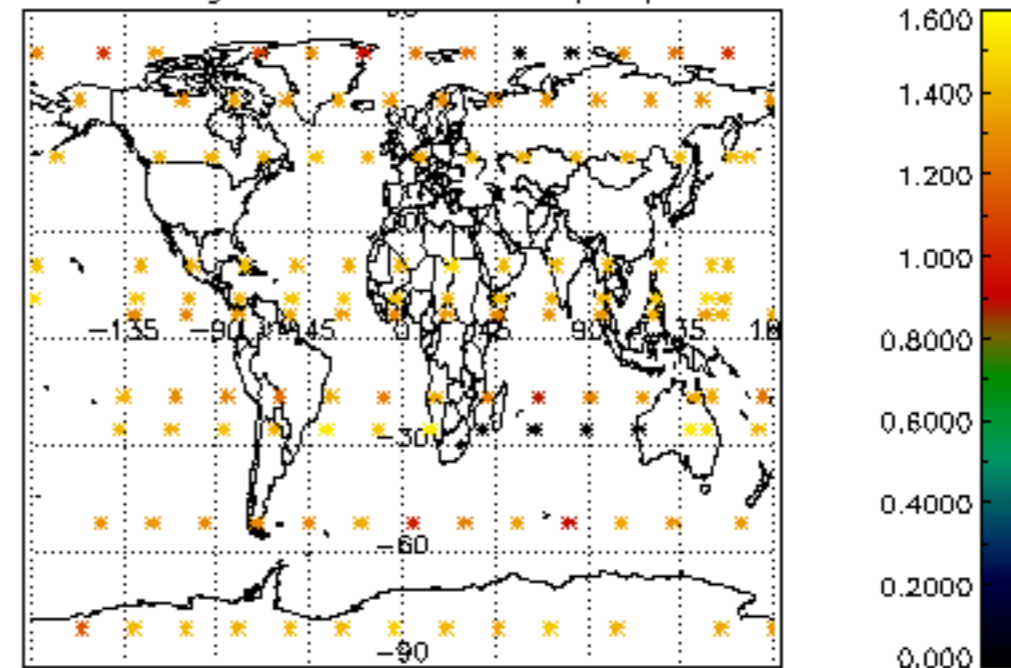
Percentage of saturation errors per profile



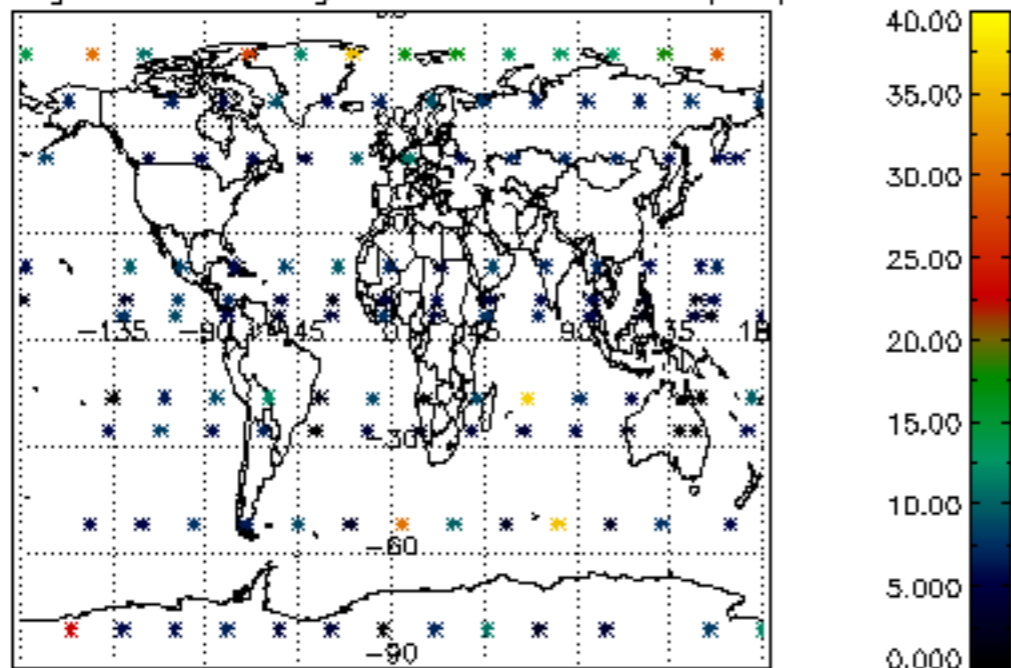
Percentage of cosmic ray hits per profile



Percentage of datation errors per profile



Percentage of star falling outside central band per profile



Percentage of saturation errors per profile

