

GOMOS Level 2 Daily Report

SUMMARY

[1. General Info](#)

[2. Summary of processed GOM_NL_2P products](#)

[3. Level 2 Quality information per product](#)

[3.1 Plot of level 2 quality information per product \(time dependant\)](#)

[3.2 Plot of level 2 quality information per product \(world map\)](#)

[4. Level 1 Quality information per product \(stored on level 2 products\)](#)

[4.1 Plot of level 1 quality information per product \(time dependant\)](#)

[4.1.1 Plot of level 1 quality information per product \(time dependant\): ASCENDING](#)

[4.1.2 Plot of level 1 quality information per product \(time dependant\): DESCENDING](#)

[4.2 Plot of level 1 quality information per product \(world map\)](#)

[4.2.1 Plot of level 1 quality information per product \(world map\): ASCENDING](#)

[4.2.2 Plot of level 1 quality information per product \(world map\): DESCENDING](#)

[5. Ozone profiles based on quality statistics and other trace gas profiles](#)

[5.1 Ozone statistics based on quality of products](#)

[5.2 Plot ozone profiles for all STD \(dark without errors\)](#)

[5.3 Plot ozone profiles where STD < 20% \(dark without errors\)](#)

[5.4. Plot ozone profiles where STD < 10% \(dark without errors\)](#)

[5.5. Plot ozone profiles where STD < 5% \(dark without errors\)](#)

[5.6 Plot NO2 profiles for all STD \(dark without errors\)](#)

[5.7 Plot NO3 profiles for all STD \(dark without errors\)](#)

[5.8 Plot H2O profiles \(only for occultations of stars 1,2,3,4,13,14,16,26,63 dark without errors\) for all STD](#)

[6. Auxiliary Data Files used for the production reported in section 2](#)

This report presents the daily analysis on parameters extracted from GOMOS level 2 data (GOM_NL__2P). It is intended to monitor some important parameters that will impact the quality of these products. A list of level 2 products (and content) that have arrived during the reporting day to the PCF is also given.

| Item | Value |
|---------------------------|---------------------------------|
| Time of report generation | 23APR2013 17:47:48 |
| Data source version | GOMOS/6.01 |
| Start time of products | 10-04-2006 (10APR2006 00:00:00) |
| Stop time of products | 11-04-2006 (11APR2006 00:00:00) |
| Store outputs in DB | Yes |
| Nb of level 2 prods | 341 |
| Nb of prods with errors | 0 |

2. Summary of processed GOM_NL__2P products.

| Nr | Filename | UTC Start time | Limb | Duration | Star Id | Star Name | Star Mag | Star Temp | Nb Meas | Orbit | Prod. error |
|----|--|----------------------|------------|----------|---------|-----------|-----------|-----------|---------|-------|-------------|
| 1 | GOM_NL__2PRFIN20060410_000536_000000342046_00388_21484_8906.N1 | 10-APR-2006 00:05:36 | Bright | 34.000 | 164 | 44Eta Peg | 2.9480 | 5400.0 | 68 | 21484 | No |
| 2 | GOM_NL__2PRFIN20060410_001221_000000572046_00388_21484_8907.N1 | 10-APR-2006 00:12:21 | Twilight | 57.000 | 61 | 8Eps Peg | 2.1000 | 3900.0 | 114 | 21484 | No |
| 3 | GOM_NL__2PRFIN20060410_001449_000000452046_00388_21484_8908.N1 | 10-APR-2006 00:14:49 | Dark | 44.500 | 162 | 34Alp Aqr | 2.9440 | 5350.0 | 89 | 21484 | No |
| 4 | GOM_NL__2PRFIN20060410_001712_000000482046_00388_21484_8909.N1 | 10-APR-2006 00:17:12 | Dark | 47.500 | 154 | 22Bet Aqr | 2.8990 | 5700.0 | 95 | 21484 | No |
| 5 | GOM_NL__2PRFIN20060410_001940_000000422046_00388_21484_8910.N1 | 10-APR-2006 00:19:40 | Dark | 42.000 | 142 | 49Del Cap | 2.8500 | 8900.0 | 84 | 21484 | No |
| 6 | GOM_NL__2PRFIN20060410_003200_000000382046_00389_21485_8888.N1 | 10-APR-2006 00:32:00 | Dark | 38.000 | 45 | Alp Pav | 1.9400 | 26000.0 | 76 | 21485 | No |
| 7 | GOM_NL__2PRFIN20060410_003929_000000382046_00389_21485_8889.N1 | 10-APR-2006 00:39:29 | Dark | 38.000 | 43 | Alp TrA | 1.9100 | 4250.0 | 76 | 21485 | No |
| 8 | GOM_NL__2PRFIN20060410_004130_000000402046_00389_21485_8890.N1 | 10-APR-2006 00:41:30 | Dark | 40.000 | 134 | Bet TrA | 2.8100 | 6600.0 | 80 | 21485 | No |
| 9 | GOM_NL__2PRFIN20060410_004400_000000442046_00389_21485_8891.N1 | 10-APR-2006 00:44:00 | Straylight | 43.500 | 4 | Alp1Cen | -0.010000 | 5800.0 | 87 | 21485 | No |
| 10 | GOM_NL__2PRFIN20060410_004702_000000422046_00389_21485_8892.N1 | 10-APR-2006 00:47:02 | Straylight | 41.500 | 78 | Alp Lup | 2.3040 | 28000.0 | 83 | 21485 | No |
| 11 | GOM_NL__2PRFIN20060410_004921_000000412046_00389_21485_8893.N1 | 10-APR-2006 00:49:21 | Straylight | 41.000 | 64 | Gam Cen | 2.2000 | 10600.0 | 82 | 21485 | No |
| 12 | GOM_NL__2PRFIN20060410_005203_000000402046_00389_21485_8894.N1 | 10-APR-2006 00:52:03 | Straylight | 40.000 | 123 | lot Cen | 2.7500 | 10200.0 | 80 | 21485 | No |
| 13 | GOM_NL__2PRFIN20060410_005634_000000442046_00389_21485_8895.N1 | 10-APR-2006 00:56:34 | Twilight | 44.000 | 106 | 9Bet Crv | 2.6480 | 5600.0 | 88 | 21485 | No |
| 14 | GOM_NL__2PRFIN20060410_005826_000000412046_00389_21485_8896.N1 | 10-APR-2006 00:58:26 | Twilight | 41.000 | 100 | 4Gam Crv | 2.5800 | 13100.0 | 82 | 21485 | No |
| 15 | GOM_NL__2PRFIN20060410_010305_000000392046_00389_21485_8897.N1 | 10-APR-2006 01:03:05 | Bright | 39.000 | 121 | 29Gam Vir | 2.7400 | 7200.0 | 78 | 21485 | No |
| 16 | GOM_NL__2PRFIN20060410_010745_000000352046_00389_21485_8898.N1 | 10-APR-2006 01:07:45 | Bright | 34.500 | 62 | 94Bet Leo | 2.1360 | 9700.0 | 69 | 21485 | No |
| 17 | GOM_NL__2PRFIN20060410_010934_000000362046_00389_21485_8899.N1 | 10-APR-2006 01:09:34 | Bright | 35.500 | 96 | 68Del Leo | 2.5600 | 9300.0 | 71 | 21485 | No |
| 18 | GOM_NL__2PRFIN20060410_011616_000000352046_00389_21485_8900.N1 | 10-APR-2006 01:16:16 | Bright | 34.500 | 174 | 52Psi UMa | 3.0040 | 4400.0 | 69 | 21485 | No |
| 19 | GOM_NL__2PRFIN20060410_011856_000000342046_00389_21485_8901.N1 | 10-APR-2006 01:18:56 | Bright | 33.500 | 87 | 64Gam UMa | 2.4330 | 11000.0 | 67 | 21485 | No |
| 20 | GOM_NL__2PRFIN20060410_012021_000000362046_00389_21485_8902.N1 | 10-APR-2006 01:20:21 | Bright | 36.000 | 32 | 77Eps UMa | 1.7630 | 11000.0 | 72 | 21485 | No |
| 21 | GOM_NL__2PRFIN20060410_012648_000000392046_00389_21485_8903.N1 | 10-APR-2006 01:26:48 | Bright | 38.500 | 60 | 7Bet UMi | 2.0810 | 3950.0 | 77 | 21485 | No |
| 22 | GOM_NL__2PRFIN20060410_012912_000000332046_00389_21485_8904.N1 | 10-APR-2006 01:29:12 | Bright | 32.500 | 49 | 1Alp UMi | 1.9900 | 6300.0 | 65 | 21485 | No |
| 23 | GOM_NL__2PRFIN20060410_013641_000000562046_00389_21485_8905.N1 | 10-APR-2006 01:36:41 | Bright | 56.000 | 89 | 5Alp Cep | 2.4510 | 8000.0 | 112 | 21485 | No |
| 24 | GOM_NL__2PRFIN20060410_014612_000000352046_00389_21485_8906.N1 | 10-APR-2006 01:46:12 | Bright | 35.000 | 164 | 44Eta Peg | 2.9480 | 5400.0 | 70 | 21485 | No |
| 25 | GOM_NL__2PRFIN20060410_015257_000000482046_00389_21485_8907.N1 | 10-APR-2006 01:52:57 | Twilight | 47.500 | 61 | 8Eps Peg | 2.1000 | 3900.0 | 95 | 21485 | No |
| 26 | GOM_NL__2PRFIN20060410_015525_000000442046_00389_21485_8908.N1 | 10-APR-2006 01:55:25 | Dark | 44.000 | 162 | 34Alp Aqr | 2.9440 | 5350.0 | 88 | 21485 | No |
| 27 | GOM_NL__2PRFIN20060410_015748_000000452046_00389_21485_8909.N1 | 10-APR-2006 01:57:48 | Dark | 45.000 | 154 | 22Bet Aqr | 2.8990 | 5700.0 | 90 | 21485 | No |
| 28 | GOM_NL__2PRFIN20060410_020016_000000422046_00389_21485_8910.N1 | 10-APR-2006 02:00:16 | Dark | 42.000 | 142 | 49Del Cap | 2.8500 | 8900.0 | 84 | 21485 | No |
| 29 | GOM_NL__2PRFIN20060410_021236_000000392046_00390_21486_8888.N1 | 10-APR-2006 02:12:36 | Dark | 39.000 | 45 | Alp Pav | 1.9400 | 26000.0 | 78 | 21486 | No |
| 30 | GOM_NL__2PRFIN20060410_022005_000000452046_00390_21486_8889.N1 | 10-APR-2006 02:20:05 | Dark | 45.000 | 43 | Alp TrA | 1.9100 | 4250.0 | 90 | 21486 | No |
| 31 | GOM_NL__2PRFIN20060410_022206_000000392046_00390_21486_8890.N1 | 10-APR-2006 02:22:06 | Dark | 38.500 | 134 | Bet TrA | 2.8100 | 6600.0 | 77 | 21486 | No |
| 32 | GOM_NL__2PRFIN20060410_022437_000000522046_00390_21486_8891.N1 | 10-APR-2006 02:24:37 | Straylight | 52.000 | 4 | Alp1Cen | -0.010000 | 5800.0 | 104 | 21486 | No |
| 33 | GOM_NL__2PRFIN20060410_022739_000000452046_00390_21486_8892.N1 | 10-APR-2006 02:27:39 | Straylight | 45.000 | 78 | Alp Lup | 2.3040 | 28000.0 | 90 | 21486 | No |
| 34 | GOM_NL__2PRFIN20060410_022957_000000402046_00390_21486_8893.N1 | 10-APR-2006 02:29:57 | Straylight | 39.500 | 64 | Gam Cen | 2.2000 | 10600.0 | 79 | 21486 | No |
| 35 | GOM_NL__2PRFIN20060410_023239_000000412046_00390_21486_8894.N1 | 10-APR-2006 02:32:39 | Straylight | 41.000 | 123 | lot Cen | 2.7500 | 10200.0 | 82 | 21486 | No |
| 36 | GOM_NL__2PRFIN20060410_023710_000000432046_00390_21486_8895.N1 | 10-APR-2006 02:37:10 | Twilight | 42.500 | 106 | 9Bet Crv | 2.6480 | 5600.0 | 85 | 21486 | No |
| 37 | GOM_NL__2PRFIN20060410_023902_000000412046_00390_21486_8896.N1 | 10-APR-2006 02:39:02 | Twilight | 41.000 | 100 | 4Gam Crv | 2.5800 | 13100.0 | 82 | 21486 | No |
| 38 | GOM_NL__2PRFIN20060410_024341_000000402046_00390_21486_8897.N1 | 10-APR-2006 02:43:41 | Bright | 39.500 | 121 | 29Gam Vir | 2.7400 | 7200.0 | 79 | 21486 | No |
| 39 | GOM_NL__2PRFIN20060410_024821_000000362046_00390_21486_8898.N1 | 10-APR-2006 02:48:21 | Bright | 36.000 | 62 | 94Bet Leo | 2.1360 | 9700.0 | 72 | 21486 | No |
| 40 | GOM_NL__2PRFIN20060410_025010_000000362046_00390_21486_8899.N1 | 10-APR-2006 02:50:10 | Bright | 36.000 | 96 | 68Del Leo | 2.5600 | 9300.0 | 72 | 21486 | No |
| 41 | GOM_NL__2PRFIN20060410_025652_000000352046_00390_21486_8900.N1 | 10-APR-2006 02:56:52 | Bright | 34.500 | 174 | 52Psi UMa | 3.0040 | 4400.0 | 69 | 21486 | No |
| 42 | GOM_NL__2PRFIN20060410_025932_000000362046_00390_21486_8901.N1 | 10-APR-2006 02:59:32 | Bright | 36.000 | 87 | 64Gam UMa | 2.4330 | 11000.0 | 72 | 21486 | No |

| | | | | | | | | | | | |
|-----|--|----------------------|---------------|--------|-----|-----------|-----------|--------|-----|-------|----|
| 43 | GOM_NL__2PRFIN20060410_030057_000000382046_00390_21486_8902.N1 | 10-APR-2006 03:00:57 | Bright | 37.500 | 32 | 77Eps UMa | 1.7630 | 11000. | 75 | 21486 | No |
| 44 | GOM_NL__2PRFIN20060410_030723_000000392046_00390_21486_8903.N1 | 10-APR-2006 03:07:23 | Bright | 38.500 | 60 | 7Bet UMi | 2.0810 | 3950.0 | 77 | 21486 | No |
| 45 | GOM_NL__2PRFIN20060410_030948_000000352046_00390_21486_8904.N1 | 10-APR-2006 03:09:48 | Bright | 34.500 | 49 | 1Alp UMi | 1.9900 | 6300.0 | 69 | 21486 | No |
| 46 | GOM_NL__2PRFIN20060410_031717_000000372046_00390_21486_8905.N1 | 10-APR-2006 03:17:17 | Bright | 37.000 | 89 | 5Alp Cep | 2.4510 | 8000.0 | 74 | 21486 | No |
| 47 | GOM_NL__2PRFIN20060410_032648_000000522046_00390_21486_8906.N1 | 10-APR-2006 03:26:48 | Bright | 52.000 | 164 | 44Eta Peg | 2.9480 | 5400.0 | 104 | 21486 | No |
| 48 | GOM_NL__2PRFIN20060410_033333_000000492046_00390_21486_8907.N1 | 10-APR-2006 03:33:33 | Twi_and_stray | 48.500 | 61 | 8Eps Peg | 2.1000 | 3900.0 | 97 | 21486 | No |
| 49 | GOM_NL__2PRFIN20060410_033602_000000442046_00390_21486_8908.N1 | 10-APR-2006 03:36:02 | Dark | 43.500 | 162 | 34Alp Aqr | 2.9440 | 5350.0 | 87 | 21486 | No |
| 50 | GOM_NL__2PRFIN20060410_033824_000000462046_00390_21486_8909.N1 | 10-APR-2006 03:38:24 | Dark | 45.500 | 154 | 22Bet Aqr | 2.8990 | 5700.0 | 91 | 21486 | No |
| 51 | GOM_NL__2PRFIN20060410_034053_000000442046_00390_21486_8910.N1 | 10-APR-2006 03:40:53 | Dark | 43.500 | 142 | 49Del Cap | 2.8500 | 8900.0 | 87 | 21486 | No |
| 52 | GOM_NL__2PRFIN20060410_034618_000000402046_00390_21486_8911.N1 | 10-APR-2006 03:46:18 | Dark | 39.500 | 172 | Gam Gru | 3.0030 | 13100. | 79 | 21486 | No |
| 53 | GOM_NL__2PRFIN20060410_035313_000000382046_00391_21487_8888.N1 | 10-APR-2006 03:53:13 | Dark | 37.500 | 45 | Alp Pav | 1.9400 | 26000. | 75 | 21487 | No |
| 54 | GOM_NL__2PRFIN20060410_040042_000000412046_00391_21487_8889.N1 | 10-APR-2006 04:00:42 | Dark | 41.000 | 43 | Alp TrA | 1.9100 | 4250.0 | 82 | 21487 | No |
| 55 | GOM_NL__2PRFIN20060410_040243_000000422046_00391_21487_8890.N1 | 10-APR-2006 04:02:43 | Dark | 42.000 | 134 | Bet TrA | 2.8100 | 6600.0 | 84 | 21487 | No |
| 56 | GOM_NL__2PRFIN20060410_040513_000000442046_00391_21487_8891.N1 | 10-APR-2006 04:05:13 | Straylight | 43.500 | 4 | Alp1Cen | -0.010000 | 5800.0 | 87 | 21487 | No |
| 57 | GOM_NL__2PRFIN20060410_040815_000000442046_00391_21487_8892.N1 | 10-APR-2006 04:08:15 | Straylight | 44.000 | 78 | Alp Lup | 2.3040 | 28000. | 88 | 21487 | No |
| 58 | GOM_NL__2PRFIN20060410_041033_000000392046_00391_21487_8893.N1 | 10-APR-2006 04:10:33 | Straylight | 38.500 | 64 | Gam Cen | 2.2000 | 10600. | 77 | 21487 | No |
| 59 | GOM_NL__2PRFIN20060410_041315_000000432046_00391_21487_8894.N1 | 10-APR-2006 04:13:15 | Straylight | 43.000 | 123 | lot Cen | 2.7500 | 10200. | 86 | 21487 | No |
| 60 | GOM_NL__2PRFIN20060410_041747_000000442046_00391_21487_8895.N1 | 10-APR-2006 04:17:47 | Twi_and_stray | 43.500 | 106 | 9Bet Crv | 2.6480 | 5600.0 | 87 | 21487 | No |
| 61 | GOM_NL__2PRFIN20060410_041939_000000402046_00391_21487_8896.N1 | 10-APR-2006 04:19:39 | Twi_and_stray | 39.500 | 100 | 4Gam Crv | 2.5800 | 13100. | 79 | 21487 | No |
| 62 | GOM_NL__2PRFIN20060410_042417_000000382046_00391_21487_8897.N1 | 10-APR-2006 04:24:17 | Bright | 38.000 | 121 | 29Gam Vir | 2.7400 | 7200.0 | 76 | 21487 | No |
| 63 | GOM_NL__2PRFIN20060410_042858_000000362046_00391_21487_8898.N1 | 10-APR-2006 04:28:58 | Bright | 35.500 | 62 | 94Bet Leo | 2.1360 | 9700.0 | 71 | 21487 | No |
| 64 | GOM_NL__2PRFIN20060410_043046_000000352046_00391_21487_8899.N1 | 10-APR-2006 04:30:46 | Bright | 35.000 | 96 | 68Del Leo | 2.5600 | 9300.0 | 70 | 21487 | No |
| 65 | GOM_NL__2PRFIN20060410_043728_000000352046_00391_21487_8900.N1 | 10-APR-2006 04:37:28 | Bright | 34.500 | 174 | 52Psi UMa | 3.0040 | 4400.0 | 69 | 21487 | No |
| 66 | GOM_NL__2PRFIN20060410_044008_000000352046_00391_21487_8901.N1 | 10-APR-2006 04:40:08 | Bright | 34.500 | 87 | 64Gam UMa | 2.4330 | 11000. | 69 | 21487 | No |
| 67 | GOM_NL__2PRFIN20060410_044133_000000402046_00391_21487_8902.N1 | 10-APR-2006 04:41:33 | Bright | 39.500 | 32 | 77Eps UMa | 1.7630 | 11000. | 79 | 21487 | No |
| 68 | GOM_NL__2PRFIN20060410_044759_000000402046_00391_21487_8903.N1 | 10-APR-2006 04:47:59 | Bright | 40.000 | 60 | 7Bet UMi | 2.0810 | 3950.0 | 80 | 21487 | No |
| 69 | GOM_NL__2PRFIN20060410_045024_000000352046_00391_21487_8904.N1 | 10-APR-2006 04:50:24 | Bright | 34.500 | 49 | 1Alp UMi | 1.9900 | 6300.0 | 69 | 21487 | No |
| 70 | GOM_NL__2PRFIN20060410_045753_000000382046_00391_21487_8905.N1 | 10-APR-2006 04:57:53 | Bright | 38.000 | 89 | 5Alp Cep | 2.4510 | 8000.0 | 76 | 21487 | No |
| 71 | GOM_NL__2PRFIN20060410_050724_000000402046_00391_21487_8906.N1 | 10-APR-2006 05:07:24 | Bright | 39.500 | 164 | 44Eta Peg | 2.9480 | 5400.0 | 79 | 21487 | No |
| 72 | GOM_NL__2PRFIN20060410_051410_000000462046_00391_21487_8907.N1 | 10-APR-2006 05:14:10 | Twi_and_stray | 46.000 | 61 | 8Eps Peg | 2.1000 | 3900.0 | 92 | 21487 | No |
| 73 | GOM_NL__2PRFIN20060410_051638_000000442046_00391_21487_8908.N1 | 10-APR-2006 05:16:38 | Dark | 44.000 | 162 | 34Alp Aqr | 2.9440 | 5350.0 | 88 | 21487 | No |
| 74 | GOM_NL__2PRFIN20060410_051901_000000472046_00391_21487_8909.N1 | 10-APR-2006 05:19:01 | Dark | 47.000 | 154 | 22Bet Aqr | 2.8990 | 5700.0 | 94 | 21487 | No |
| 75 | GOM_NL__2PRFIN20060410_052129_000000452046_00391_21487_8910.N1 | 10-APR-2006 05:21:29 | Dark | 44.500 | 142 | 49Del Cap | 2.8500 | 8900.0 | 89 | 21487 | No |
| 76 | GOM_NL__2PRFIN20060410_052655_000000382046_00391_21487_8911.N1 | 10-APR-2006 05:26:55 | Dark | 38.000 | 172 | Gam Gru | 3.0030 | 13100. | 76 | 21487 | No |
| 77 | GOM_NL__2PRFIN20060410_053349_000000402046_00392_21488_8888.N1 | 10-APR-2006 05:33:49 | Dark | 40.000 | 45 | Alp Pav | 1.9400 | 26000. | 80 | 21488 | No |
| 78 | GOM_NL__2PRFIN20060410_054118_000000422046_00392_21488_8889.N1 | 10-APR-2006 05:41:18 | Dark | 41.500 | 43 | Alp TrA | 1.9100 | 4250.0 | 83 | 21488 | No |
| 79 | GOM_NL__2PRFIN20060410_054319_000000392046_00392_21488_8890.N1 | 10-APR-2006 05:43:19 | Dark | 39.000 | 134 | Bet TrA | 2.8100 | 6600.0 | 78 | 21488 | No |
| 80 | GOM_NL__2PRFIN20060410_054550_000000512046_00392_21488_8891.N1 | 10-APR-2006 05:45:50 | Straylight | 50.500 | 4 | Alp1Cen | -0.010000 | 5800.0 | 101 | 21488 | No |
| 81 | GOM_NL__2PRFIN20060410_054852_000000462046_00392_21488_8892.N1 | 10-APR-2006 05:48:52 | Straylight | 45.500 | 78 | Alp Lup | 2.3040 | 28000. | 91 | 21488 | No |
| 82 | GOM_NL__2PRFIN20060410_055109_000000392046_00392_21488_8893.N1 | 10-APR-2006 05:51:09 | Straylight | 39.000 | 64 | Gam Cen | 2.2000 | 10600. | 78 | 21488 | No |
| 83 | GOM_NL__2PRFIN20060410_055258_000000292046_00392_21488_8894.N1 | 10-APR-2006 05:52:58 | Straylight | 29.000 | 54 | 5The Cen | 2.0550 | 4500.0 | 58 | 21488 | No |
| 84 | GOM_NL__2PRFIN20060410_055352_000000422046_00392_21488_8895.N1 | 10-APR-2006 05:53:52 | Straylight | 41.500 | 123 | lot Cen | 2.7500 | 10200. | 83 | 21488 | No |
| 85 | GOM_NL__2PRFIN20060410_055823_000000422046_00392_21488_8896.N1 | 10-APR-2006 05:58:23 | Twi_and_stray | 41.500 | 106 | 9Bet Crv | 2.6480 | 5600.0 | 83 | 21488 | No |
| 86 | GOM_NL__2PRFIN20060410_060015_000000412046_00392_21488_8897.N1 | 10-APR-2006 06:00:15 | Twi_and_stray | 41.000 | 100 | 4Gam Crv | 2.5800 | 13100. | 82 | 21488 | No |
| 87 | GOM_NL__2PRFIN20060410_060453_000000402046_00392_21488_8898.N1 | 10-APR-2006 06:04:53 | Bright | 40.000 | 121 | 29Gam Vir | 2.7400 | 7200.0 | 80 | 21488 | No |
| 88 | GOM_NL__2PRFIN20060410_060934_000000362046_00392_21488_8899.N1 | 10-APR-2006 06:09:34 | Bright | 36.000 | 62 | 94Bet Leo | 2.1360 | 9700.0 | 72 | 21488 | No |
| 89 | GOM_NL__2PRFIN20060410_061122_000000352046_00392_21488_8900.N1 | 10-APR-2006 06:11:22 | Bright | 35.000 | 96 | 68Del Leo | 2.5600 | 9300.0 | 70 | 21488 | No |
| 90 | GOM_NL__2PRFIN20060410_061804_000000522046_00392_21488_8901.N1 | 10-APR-2006 06:18:04 | Bright | 52.000 | 174 | 52Psi UMa | 3.0040 | 4400.0 | 104 | 21488 | No |
| 91 | GOM_NL__2PRFIN20060410_062044_000000372046_00392_21488_8902.N1 | 10-APR-2006 06:20:44 | Bright | 36.500 | 87 | 64Gam UMa | 2.4330 | 11000. | 73 | 21488 | No |
| 92 | GOM_NL__2PRFIN20060410_062209_000000382046_00392_21488_8903.N1 | 10-APR-2006 06:22:09 | Bright | 38.000 | 32 | 77Eps UMa | 1.7630 | 11000. | 76 | 21488 | No |
| 93 | GOM_NL__2PRFIN20060410_062835_000000402046_00392_21488_8904.N1 | 10-APR-2006 06:28:35 | Bright | 40.000 | 60 | 7Bet UMi | 2.0810 | 3950.0 | 80 | 21488 | No |
| 94 | GOM_NL__2PRFIN20060410_063100_000000352046_00392_21488_8905.N1 | 10-APR-2006 06:31:00 | Bright | 35.000 | 49 | 1Alp UMi | 1.9900 | 6300.0 | 70 | 21488 | No |
| 95 | GOM_NL__2PRFIN20060410_063828_000000392046_00392_21488_8906.N1 | 10-APR-2006 06:38:28 | Bright | 38.500 | 89 | 5Alp Cep | 2.4510 | 8000.0 | 77 | 21488 | No |
| 96 | GOM_NL__2PRFIN20060410_064800_000000522046_00392_21488_8907.N1 | 10-APR-2006 06:48:00 | Bright | 52.000 | 164 | 44Eta Peg | 2.9480 | 5400.0 | 104 | 21488 | No |
| 97 | GOM_NL__2PRFIN20060410_065446_000000502046_00392_21488_8908.N1 | 10-APR-2006 06:54:46 | Twi_and_stray | 49.500 | 61 | 8Eps Peg | 2.1000 | 3900.0 | 99 | 21488 | No |
| 98 | GOM_NL__2PRFIN20060410_065714_000000452046_00392_21488_8909.N1 | 10-APR-2006 06:57:14 | Dark | 44.500 | 162 | 34Alp Aqr | 2.9440 | 5350.0 | 89 | 21488 | No |
| 99 | GOM_NL__2PRFIN20060410_065937_000000462046_00392_21488_8910.N1 | 10-APR-2006 06:59:37 | Dark | 46.000 | 154 | 22Bet Aqr | 2.8990 | 5700.0 | 92 | 21488 | No |
| 100 | GOM_NL__2PRFIN20060410_070205_000000432046_00392_21488_8911.N1 | 10-APR-2006 07:02:05 | Dark | 42.500 | 142 | 49Del Cap | 2.8500 | 8900.0 | 85 | 21488 | No |
| 101 | GOM_NL__2PRFIN20060410_070731_000000402046_00392_21488_8912.N1 | 10-APR-2006 07:07:31 | Dark | 39.500 | 172 | Gam Gru | 3.0030 | 13100. | 79 | 21488 | No |

| | | | | | | | | | | | |
|-----|--|----------------------|---------------|--------|-----|-----------|-----------|--------|-----|-------|----|
| 102 | GOM_NL__2PRFIN20060410_071426_000000422046_00393_21489_8908.N1 | 10-APR-2006 07:14:26 | Dark | 41.500 | 45 | Alp Pav | 1.9400 | 26000. | 83 | 21489 | No |
| 103 | GOM_NL__2PRFIN20060410_072155_000000362046_00393_21489_8909.N1 | 10-APR-2006 07:21:55 | Dark | 36.000 | 43 | Alp TrA | 1.9100 | 4250.0 | 72 | 21489 | No |
| 104 | GOM_NL__2PRFIN20060410_072356_000000382046_00393_21489_8910.N1 | 10-APR-2006 07:23:56 | Dark | 38.000 | 134 | Bet TrA | 2.8100 | 6600.0 | 76 | 21489 | No |
| 105 | GOM_NL__2PRFIN20060410_072626_000000502046_00393_21489_8911.N1 | 10-APR-2006 07:26:26 | Straylight | 50.000 | 4 | Alp1Cen | -0.010000 | 5800.0 | 100 | 21489 | No |
| 106 | GOM_NL__2PRFIN20060410_072928_000000442046_00393_21489_8912.N1 | 10-APR-2006 07:29:28 | Straylight | 44.000 | 78 | Alp Lup | 2.3040 | 28000. | 88 | 21489 | No |
| 107 | GOM_NL__2PRFIN20060410_073146_000000392046_00393_21489_8913.N1 | 10-APR-2006 07:31:46 | Straylight | 39.000 | 64 | Gam Cen | 2.2000 | 10600. | 78 | 21489 | No |
| 108 | GOM_NL__2PRFIN20060410_073335_000000292046_00393_21489_8914.N1 | 10-APR-2006 07:33:35 | Straylight | 29.000 | 54 | 5The Cen | 2.0550 | 4500.0 | 58 | 21489 | No |
| 109 | GOM_NL__2PRFIN20060410_073428_000000402046_00393_21489_8915.N1 | 10-APR-2006 07:34:28 | Straylight | 40.000 | 123 | lot Cen | 2.7500 | 10200. | 80 | 21489 | No |
| 110 | GOM_NL__2PRFIN20060410_073859_000000422046_00393_21489_8916.N1 | 10-APR-2006 07:38:59 | Twi_and_stray | 42.000 | 106 | 9Bet Crv | 2.6480 | 5600.0 | 84 | 21489 | No |
| 111 | GOM_NL__2PRFIN20060410_074051_000000412046_00393_21489_8917.N1 | 10-APR-2006 07:40:51 | Twi_and_stray | 40.500 | 100 | 4Gam Crv | 2.5800 | 13100. | 81 | 21489 | No |
| 112 | GOM_NL__2PRFIN20060410_074529_000000392046_00393_21489_8918.N1 | 10-APR-2006 07:45:29 | Bright | 39.000 | 121 | 29Gam Vir | 2.7400 | 7200.0 | 78 | 21489 | No |
| 113 | GOM_NL__2PRFIN20060410_075009_000000372046_00393_21489_8919.N1 | 10-APR-2006 07:50:09 | Bright | 37.000 | 62 | 94Bet Leo | 2.1360 | 9700.0 | 74 | 21489 | No |
| 114 | GOM_NL__2PRFIN20060410_075159_000000362046_00393_21489_8920.N1 | 10-APR-2006 07:51:59 | Bright | 35.500 | 96 | 68Del Leo | 2.5600 | 9300.0 | 71 | 21489 | No |
| 115 | GOM_NL__2PRFIN20060410_075840_000000522046_00393_21489_8921.N1 | 10-APR-2006 07:58:40 | Bright | 52.000 | 174 | 52Psi UMa | 3.0040 | 4400.0 | 104 | 21489 | No |
| 116 | GOM_NL__2PRFIN20060410_080120_000000362046_00393_21489_8922.N1 | 10-APR-2006 08:01:20 | Bright | 36.000 | 87 | 64Gam UMa | 2.4330 | 11000. | 72 | 21489 | No |
| 117 | GOM_NL__2PRFIN20060410_080244_000000392046_00393_21489_8923.N1 | 10-APR-2006 08:02:44 | Bright | 38.500 | 32 | 77Eps UMa | 1.7630 | 11000. | 77 | 21489 | No |
| 118 | GOM_NL__2PRFIN20060410_080910_000000412046_00393_21489_8924.N1 | 10-APR-2006 08:09:10 | Bright | 40.500 | 60 | 7Bet UMi | 2.0810 | 3950.0 | 81 | 21489 | No |
| 119 | GOM_NL__2PRFIN20060410_081136_000000352046_00393_21489_8925.N1 | 10-APR-2006 08:11:36 | Bright | 34.500 | 49 | 1Alp UMi | 1.9900 | 6300.0 | 69 | 21489 | No |
| 120 | GOM_NL__2PRFIN20060410_081904_000000382046_00393_21489_8926.N1 | 10-APR-2006 08:19:04 | Bright | 38.000 | 89 | 5Alp Cep | 2.4510 | 8000.0 | 76 | 21489 | No |
| 121 | GOM_NL__2PRFIN20060410_082836_000000522046_00393_21489_8927.N1 | 10-APR-2006 08:28:36 | Bright | 52.000 | 164 | 44Eta Peg | 2.9480 | 5400.0 | 104 | 21489 | No |
| 122 | GOM_NL__2PRFIN20060410_083522_000000502046_00393_21489_8928.N1 | 10-APR-2006 08:35:22 | Twi_and_stray | 49.500 | 61 | 8Eps Peg | 2.1000 | 3900.0 | 99 | 21489 | No |
| 123 | GOM_NL__2PRFIN20060410_083751_000000462046_00393_21489_8929.N1 | 10-APR-2006 08:37:51 | Dark | 45.500 | 162 | 34Alp Aqr | 2.9440 | 5350.0 | 91 | 21489 | No |
| 124 | GOM_NL__2PRFIN20060410_084014_000000472046_00393_21489_8930.N1 | 10-APR-2006 08:40:14 | Dark | 46.500 | 154 | 22Bet Aqr | 2.8990 | 5700.0 | 93 | 21489 | No |
| 125 | GOM_NL__2PRFIN20060410_084242_000000432046_00393_21489_8931.N1 | 10-APR-2006 08:42:42 | Dark | 43.000 | 142 | 49Del Cap | 2.8500 | 8900.0 | 86 | 21489 | No |
| 126 | GOM_NL__2PRFIN20060410_084807_000000382046_00393_21489_8932.N1 | 10-APR-2006 08:48:07 | Dark | 37.500 | 172 | Gam Gru | 3.0030 | 13100. | 75 | 21489 | No |
| 127 | GOM_NL__2PRFIN20060410_085502_000000392046_00394_21490_8908.N1 | 10-APR-2006 08:55:02 | Dark | 38.500 | 45 | Alp Pav | 1.9400 | 26000. | 77 | 21490 | No |
| 128 | GOM_NL__2PRFIN20060410_090231_000000402046_00394_21490_8909.N1 | 10-APR-2006 09:02:31 | Dark | 39.500 | 43 | Alp TrA | 1.9100 | 4250.0 | 79 | 21490 | No |
| 129 | GOM_NL__2PRFIN20060410_090432_000000392046_00394_21490_8910.N1 | 10-APR-2006 09:04:32 | Dark | 38.500 | 134 | Bet TrA | 2.8100 | 6600.0 | 77 | 21490 | No |
| 130 | GOM_NL__2PRFIN20060410_090702_000000452046_00394_21490_8911.N1 | 10-APR-2006 09:07:02 | Straylight | 44.500 | 4 | Alp1Cen | -0.010000 | 5800.0 | 89 | 21490 | No |
| 131 | GOM_NL__2PRFIN20060410_091005_000000442046_00394_21490_8912.N1 | 10-APR-2006 09:10:05 | Straylight | 44.000 | 78 | Alp Lup | 2.3040 | 28000. | 88 | 21490 | No |
| 132 | GOM_NL__2PRFIN20060410_091222_000000392046_00394_21490_8913.N1 | 10-APR-2006 09:12:22 | Straylight | 39.000 | 64 | Gam Cen | 2.2000 | 10600. | 78 | 21490 | No |
| 133 | GOM_NL__2PRFIN20060410_091411_000000352046_00394_21490_8914.N1 | 10-APR-2006 09:14:11 | Straylight | 35.000 | 54 | 5The Cen | 2.0550 | 4500.0 | 70 | 21490 | No |
| 134 | GOM_NL__2PRFIN20060410_091935_000000442046_00394_21490_8915.N1 | 10-APR-2006 09:19:35 | Twi_and_stray | 43.500 | 106 | 9Bet Crv | 2.6480 | 5600.0 | 87 | 21490 | No |
| 135 | GOM_NL__2PRFIN20060410_092127_000000392046_00394_21490_8916.N1 | 10-APR-2006 09:21:27 | Twi_and_stray | 39.000 | 100 | 4Gam Crv | 2.5800 | 13100. | 78 | 21490 | No |
| 136 | GOM_NL__2PRFIN20060410_092605_000000402046_00394_21490_8917.N1 | 10-APR-2006 09:26:05 | Bright | 39.500 | 121 | 29Gam Vir | 2.7400 | 7200.0 | 79 | 21490 | No |
| 137 | GOM_NL__2PRFIN20060410_093045_000000362046_00394_21490_8918.N1 | 10-APR-2006 09:30:45 | Bright | 36.000 | 62 | 94Bet Leo | 2.1360 | 9700.0 | 72 | 21490 | No |
| 138 | GOM_NL__2PRFIN20060410_093235_000000352046_00394_21490_8919.N1 | 10-APR-2006 09:32:35 | Bright | 34.500 | 96 | 68Del Leo | 2.5600 | 9300.0 | 69 | 21490 | No |
| 139 | GOM_NL__2PRFIN20060410_093916_000000342046_00394_21490_8920.N1 | 10-APR-2006 09:39:16 | Bright | 33.500 | 174 | 52Psi UMa | 3.0040 | 4400.0 | 67 | 21490 | No |
| 140 | GOM_NL__2PRFIN20060410_094156_000000362046_00394_21490_8921.N1 | 10-APR-2006 09:41:56 | Bright | 35.500 | 87 | 64Gam UMa | 2.4330 | 11000. | 71 | 21490 | No |
| 141 | GOM_NL__2PRFIN20060410_094320_000000372046_00394_21490_8922.N1 | 10-APR-2006 09:43:20 | Bright | 37.000 | 32 | 77Eps UMa | 1.7630 | 11000. | 74 | 21490 | No |
| 142 | GOM_NL__2PRFIN20060410_094946_000000402046_00394_21490_8923.N1 | 10-APR-2006 09:49:46 | Bright | 40.000 | 60 | 7Bet UMi | 2.0810 | 3950.0 | 80 | 21490 | No |
| 143 | GOM_NL__2PRFIN20060410_095212_000000352046_00394_21490_8924.N1 | 10-APR-2006 09:52:12 | Bright | 35.000 | 49 | 1Alp UMi | 1.9900 | 6300.0 | 70 | 21490 | No |
| 144 | GOM_NL__2PRFIN20060410_095940_000000382046_00394_21490_8925.N1 | 10-APR-2006 09:59:40 | Bright | 38.000 | 89 | 5Alp Cep | 2.4510 | 8000.0 | 76 | 21490 | No |
| 145 | GOM_NL__2PRFIN20060410_100913_000000352046_00394_21490_8926.N1 | 10-APR-2006 10:09:13 | Bright | 35.000 | 164 | 44Eta Peg | 2.9480 | 5400.0 | 70 | 21490 | No |
| 146 | GOM_NL__2PRFIN20060410_101559_000000502046_00394_21490_8927.N1 | 10-APR-2006 10:15:59 | Twi_and_stray | 49.500 | 61 | 8Eps Peg | 2.1000 | 3900.0 | 99 | 21490 | No |
| 147 | GOM_NL__2PRFIN20060410_101827_000000422046_00394_21490_8928.N1 | 10-APR-2006 10:18:27 | Dark | 42.000 | 162 | 34Alp Aqr | 2.9440 | 5350.0 | 84 | 21490 | No |
| 148 | GOM_NL__2PRFIN20060410_102050_000000472046_00394_21490_8929.N1 | 10-APR-2006 10:20:50 | Dark | 47.000 | 154 | 22Bet Aqr | 2.8990 | 5700.0 | 94 | 21490 | No |
| 149 | GOM_NL__2PRFIN20060410_102318_000000422046_00394_21490_8930.N1 | 10-APR-2006 10:23:18 | Dark | 41.500 | 142 | 49Del Cap | 2.8500 | 8900.0 | 83 | 21490 | No |
| 150 | GOM_NL__2PRFIN20060410_102844_000000382046_00394_21490_8931.N1 | 10-APR-2006 10:28:44 | Dark | 38.000 | 172 | Gam Gru | 3.0030 | 13100. | 76 | 21490 | No |
| 151 | GOM_NL__2PRFIN20060410_103538_000000382046_00395_21491_8908.N1 | 10-APR-2006 10:35:38 | Dark | 37.500 | 45 | Alp Pav | 1.9400 | 26000. | 75 | 21491 | No |
| 152 | GOM_NL__2PRFIN20060410_104307_000000382046_00395_21491_8909.N1 | 10-APR-2006 10:43:07 | Dark | 37.500 | 43 | Alp TrA | 1.9100 | 4250.0 | 75 | 21491 | No |
| 153 | GOM_NL__2PRFIN20060410_104508_000000382046_00395_21491_8910.N1 | 10-APR-2006 10:45:08 | Dark | 38.000 | 134 | Bet TrA | 2.8100 | 6600.0 | 76 | 21491 | No |
| 154 | GOM_NL__2PRFIN20060410_104739_000000452046_00395_21491_8911.N1 | 10-APR-2006 10:47:39 | Straylight | 45.000 | 4 | Alp1Cen | -0.010000 | 5800.0 | 90 | 21491 | No |
| 155 | GOM_NL__2PRFIN20060410_105041_000000422046_00395_21491_8912.N1 | 10-APR-2006 10:50:41 | Straylight | 41.500 | 78 | Alp Lup | 2.3040 | 28000. | 83 | 21491 | No |
| 156 | GOM_NL__2PRFIN20060410_105258_000000372046_00395_21491_8913.N1 | 10-APR-2006 10:52:58 | Straylight | 36.500 | 64 | Gam Cen | 2.2000 | 10600. | 73 | 21491 | No |
| 157 | GOM_NL__2PRFIN20060410_105447_000000352046_00395_21491_8914.N1 | 10-APR-2006 10:54:47 | Straylight | 35.000 | 54 | 5The Cen | 2.0550 | 4500.0 | 70 | 21491 | No |
| 158 | GOM_NL__2PRFIN20060410_110011_000000432046_00395_21491_8915.N1 | 10-APR-2006 11:00:11 | Twi_and_stray | 42.500 | 106 | 9Bet Crv | 2.6480 | 5600.0 | 85 | 21491 | No |
| 159 | GOM_NL__2PRFIN20060410_110203_000000402046_00395_21491_8916.N1 | 10-APR-2006 11:02:03 | Twi_and_stray | 40.000 | 100 | 4Gam Crv | 2.5800 | 13100. | 80 | 21491 | No |
| 160 | GOM_NL__2PRFIN20060410_110641_000000402046_00395_21491_8917.N1 | 10-APR-2006 11:06:41 | Bright | 39.500 | 121 | 29Gam Vir | 2.7400 | 7200.0 | 79 | 21491 | No |

| | | | | | | | | | | | |
|-----|--|----------------------|---------------|--------|-----|-----------|-----------|--------|-----|-------|----|
| 161 | GOM_NL__2PRFIN20060410_111121_000000372046_00395_21491_8918.N1 | 10-APR-2006 11:11:21 | Bright | 37.000 | 62 | 94Bet Leo | 2.1360 | 9700.0 | 74 | 21491 | No |
| 162 | GOM_NL__2PRFIN20060410_111311_000000352046_00395_21491_8919.N1 | 10-APR-2006 11:13:11 | Bright | 34.500 | 96 | 68Del Leo | 2.5600 | 9300.0 | 69 | 21491 | No |
| 163 | GOM_NL__2PRFIN20060410_111952_000000352046_00395_21491_8920.N1 | 10-APR-2006 11:19:52 | Bright | 35.000 | 174 | 52Psi UMa | 3.0040 | 4400.0 | 70 | 21491 | No |
| 164 | GOM_NL__2PRFIN20060410_112232_000000362046_00395_21491_8921.N1 | 10-APR-2006 11:22:32 | Bright | 35.500 | 87 | 64Gam UMa | 2.4330 | 11000. | 71 | 21491 | No |
| 165 | GOM_NL__2PRFIN20060410_112355_000000392046_00395_21491_8922.N1 | 10-APR-2006 11:23:55 | Bright | 38.500 | 32 | 77Eps UMa | 1.7630 | 11000. | 77 | 21491 | No |
| 166 | GOM_NL__2PRFIN20060410_113022_000000392046_00395_21491_8923.N1 | 10-APR-2006 11:30:22 | Bright | 39.000 | 60 | 7Bet UMi | 2.0810 | 3950.0 | 78 | 21491 | No |
| 167 | GOM_NL__2PRFIN20060410_113247_000000522046_00395_21491_8924.N1 | 10-APR-2006 11:32:47 | Bright | 52.000 | 49 | 1Alp UMi | 1.9900 | 6300.0 | 104 | 21491 | No |
| 168 | GOM_NL__2PRFIN20060410_114016_000000372046_00395_21491_8925.N1 | 10-APR-2006 11:40:16 | Bright | 36.500 | 89 | 5Alp Cep | 2.4510 | 8000.0 | 73 | 21491 | No |
| 169 | GOM_NL__2PRFIN20060410_114949_000000352046_00395_21491_8926.N1 | 10-APR-2006 11:49:49 | Bright | 35.000 | 164 | 44Eta Peg | 2.9480 | 5400.0 | 70 | 21491 | No |
| 170 | GOM_NL__2PRFIN20060410_115635_000000462046_00395_21491_8927.N1 | 10-APR-2006 11:56:35 | Twi_and_stray | 45.500 | 61 | 8Eps Peg | 2.1000 | 3900.0 | 91 | 21491 | No |
| 171 | GOM_NL__2PRFIN20060410_115903_000000422046_00395_21491_8928.N1 | 10-APR-2006 11:59:03 | Dark | 41.500 | 162 | 34Alp Aqr | 2.9440 | 5350.0 | 83 | 21491 | No |
| 172 | GOM_NL__2PRFIN20060410_120127_000000452046_00395_21491_8929.N1 | 10-APR-2006 12:01:27 | Dark | 45.000 | 154 | 22Bet Aqr | 2.8990 | 5700.0 | 90 | 21491 | No |
| 173 | GOM_NL__2PRFIN20060410_120355_000000422046_00395_21491_8930.N1 | 10-APR-2006 12:03:55 | Dark | 42.000 | 142 | 49Del Cap | 2.8500 | 8900.0 | 84 | 21491 | No |
| 174 | GOM_NL__2PRFIN20060410_120920_000000392046_00395_21491_8931.N1 | 10-APR-2006 12:09:20 | Dark | 39.000 | 172 | Gam Gru | 3.0030 | 13100. | 78 | 21491 | No |
| 175 | GOM_NL__2PRFIN20060410_121615_000000452046_00396_21492_8908.N1 | 10-APR-2006 12:16:15 | Dark | 44.500 | 45 | Alp Pav | 1.9400 | 26000. | 89 | 21492 | No |
| 176 | GOM_NL__2PRFIN20060410_122344_000000412046_00396_21492_8909.N1 | 10-APR-2006 12:23:44 | Dark | 41.000 | 43 | Alp TrA | 1.9100 | 4250.0 | 82 | 21492 | No |
| 177 | GOM_NL__2PRFIN20060410_122545_000000402046_00396_21492_8910.N1 | 10-APR-2006 12:25:45 | Dark | 40.000 | 134 | Bet TrA | 2.8100 | 6600.0 | 80 | 21492 | No |
| 178 | GOM_NL__2PRFIN20060410_122815_000000462046_00396_21492_8911.N1 | 10-APR-2006 12:28:15 | Straylight | 46.000 | 4 | Alp1Cen | -0.010000 | 5800.0 | 92 | 21492 | No |
| 179 | GOM_NL__2PRFIN20060410_123117_000000412046_00396_21492_8912.N1 | 10-APR-2006 12:31:17 | Straylight | 41.000 | 78 | Alp Lup | 2.3040 | 28000. | 82 | 21492 | No |
| 180 | GOM_NL__2PRFIN20060410_123334_000000402046_00396_21492_8913.N1 | 10-APR-2006 12:33:34 | Straylight | 40.000 | 64 | Gam Cen | 2.2000 | 10600. | 80 | 21492 | No |
| 181 | GOM_NL__2PRFIN20060410_123523_000000402046_00396_21492_8914.N1 | 10-APR-2006 12:35:23 | Straylight | 40.000 | 54 | 5The Cen | 2.0550 | 4500.0 | 80 | 21492 | No |
| 182 | GOM_NL__2PRFIN20060410_124047_000000442046_00396_21492_8915.N1 | 10-APR-2006 12:40:47 | Twi_and_stray | 43.500 | 106 | 9Bet Crv | 2.6480 | 5600.0 | 87 | 21492 | No |
| 183 | GOM_NL__2PRFIN20060410_124239_000000412046_00396_21492_8916.N1 | 10-APR-2006 12:42:39 | Twi_and_stray | 41.000 | 100 | 4Gam Crv | 2.5800 | 13100. | 82 | 21492 | No |
| 184 | GOM_NL__2PRFIN20060410_124717_000000392046_00396_21492_8917.N1 | 10-APR-2006 12:47:17 | Bright | 39.000 | 121 | 29Gam Vir | 2.7400 | 7200.0 | 78 | 21492 | No |
| 185 | GOM_NL__2PRFIN20060410_125157_000000352046_00396_21492_8918.N1 | 10-APR-2006 12:51:57 | Bright | 35.000 | 62 | 94Bet Leo | 2.1360 | 9700.0 | 70 | 21492 | No |
| 186 | GOM_NL__2PRFIN20060410_125347_000000352046_00396_21492_8919.N1 | 10-APR-2006 12:53:47 | Bright | 34.500 | 96 | 68Del Leo | 2.5600 | 9300.0 | 69 | 21492 | No |
| 187 | GOM_NL__2PRFIN20060410_130028_000000352046_00396_21492_8920.N1 | 10-APR-2006 13:00:28 | Bright | 34.500 | 174 | 52Psi UMa | 3.0040 | 4400.0 | 69 | 21492 | No |
| 188 | GOM_NL__2PRFIN20060410_130307_000000362046_00396_21492_8921.N1 | 10-APR-2006 13:03:07 | Bright | 36.000 | 87 | 64Gam UMa | 2.4330 | 11000. | 72 | 21492 | No |
| 189 | GOM_NL__2PRFIN20060410_130431_000000392046_00396_21492_8922.N1 | 10-APR-2006 13:04:31 | Bright | 38.500 | 32 | 77Eps UMa | 1.7630 | 11000. | 77 | 21492 | No |
| 190 | GOM_NL__2PRFIN20060410_131057_000000402046_00396_21492_8923.N1 | 10-APR-2006 13:10:57 | Bright | 40.000 | 60 | 7Bet UMi | 2.0810 | 3950.0 | 80 | 21492 | No |
| 191 | GOM_NL__2PRFIN20060410_131323_000000332046_00396_21492_8924.N1 | 10-APR-2006 13:13:23 | Bright | 32.500 | 49 | 1Alp UMi | 1.9900 | 6300.0 | 65 | 21492 | No |
| 192 | GOM_NL__2PRFIN20060410_132052_000000392046_00396_21492_8925.N1 | 10-APR-2006 13:20:52 | Bright | 38.500 | 89 | 5Alp Cep | 2.4510 | 8000.0 | 77 | 21492 | No |
| 193 | GOM_NL__2PRFIN20060410_133025_000000352046_00396_21492_8926.N1 | 10-APR-2006 13:30:25 | Bright | 35.000 | 164 | 44Eta Peg | 2.9480 | 5400.0 | 70 | 21492 | No |
| 194 | GOM_NL__2PRFIN20060410_133711_000000492046_00396_21492_8927.N1 | 10-APR-2006 13:37:11 | Twi_and_stray | 49.000 | 61 | 8Eps Peg | 2.1000 | 3900.0 | 98 | 21492 | No |
| 195 | GOM_NL__2PRFIN20060410_133940_000000442046_00396_21492_8928.N1 | 10-APR-2006 13:39:40 | Dark | 44.000 | 162 | 34Alp Aqr | 2.9440 | 5350.0 | 88 | 21492 | No |
| 196 | GOM_NL__2PRFIN20060410_134203_000000452046_00396_21492_8929.N1 | 10-APR-2006 13:42:03 | Dark | 45.000 | 154 | 22Bet Aqr | 2.8990 | 5700.0 | 90 | 21492 | No |
| 197 | GOM_NL__2PRFIN20060410_134431_000000422046_00396_21492_8930.N1 | 10-APR-2006 13:44:31 | Dark | 41.500 | 142 | 49Del Cap | 2.8500 | 8900.0 | 83 | 21492 | No |
| 198 | GOM_NL__2PRFIN20060410_134956_000000392046_00396_21492_8931.N1 | 10-APR-2006 13:49:56 | Dark | 39.000 | 172 | Gam Gru | 3.0030 | 13100. | 78 | 21492 | No |
| 199 | GOM_NL__2PRFIN20060410_135651_000000382046_00397_21493_8908.N1 | 10-APR-2006 13:56:51 | Dark | 37.500 | 45 | Alp Pav | 1.9400 | 26000. | 75 | 21493 | No |
| 200 | GOM_NL__2PRFIN20060410_140420_000000442046_00397_21493_8909.N1 | 10-APR-2006 14:04:20 | Dark | 43.500 | 43 | Alp TrA | 1.9100 | 4250.0 | 87 | 21493 | No |
| 201 | GOM_NL__2PRFIN20060410_140621_000000392046_00397_21493_8910.N1 | 10-APR-2006 14:06:21 | Dark | 39.000 | 134 | Bet TrA | 2.8100 | 6600.0 | 78 | 21493 | No |
| 202 | GOM_NL__2PRFIN20060410_140851_000000402046_00397_21493_8911.N1 | 10-APR-2006 14:08:51 | Straylight | 40.000 | 4 | Alp1Cen | -0.010000 | 5800.0 | 80 | 21493 | No |
| 203 | GOM_NL__2PRFIN20060410_141154_000000452046_00397_21493_8912.N1 | 10-APR-2006 14:11:54 | Straylight | 44.500 | 78 | Alp Lup | 2.3040 | 28000. | 89 | 21493 | No |
| 204 | GOM_NL__2PRFIN20060410_141410_000000412046_00397_21493_8913.N1 | 10-APR-2006 14:14:10 | Straylight | 41.000 | 64 | Gam Cen | 2.2000 | 10600. | 82 | 21493 | No |
| 205 | GOM_NL__2PRFIN20060410_141600_000000402046_00397_21493_8914.N1 | 10-APR-2006 14:16:00 | Straylight | 39.500 | 54 | 5The Cen | 2.0550 | 4500.0 | 79 | 21493 | No |
| 206 | GOM_NL__2PRFIN20060410_142123_000000422046_00397_21493_8915.N1 | 10-APR-2006 14:21:23 | Twi_and_stray | 42.000 | 106 | 9Bet Crv | 2.6480 | 5600.0 | 84 | 21493 | No |
| 207 | GOM_NL__2PRFIN20060410_142315_000000412046_00397_21493_8916.N1 | 10-APR-2006 14:23:15 | Twi_and_stray | 41.000 | 100 | 4Gam Crv | 2.5800 | 13100. | 82 | 21493 | No |
| 208 | GOM_NL__2PRFIN20060410_142752_000000402046_00397_21493_8917.N1 | 10-APR-2006 14:27:52 | Bright | 39.500 | 121 | 29Gam Vir | 2.7400 | 7200.0 | 79 | 21493 | No |
| 209 | GOM_NL__2PRFIN20060410_143233_000000362046_00397_21493_8918.N1 | 10-APR-2006 14:32:33 | Bright | 35.500 | 62 | 94Bet Leo | 2.1360 | 9700.0 | 71 | 21493 | No |
| 210 | GOM_NL__2PRFIN20060410_143423_000000352046_00397_21493_8919.N1 | 10-APR-2006 14:34:23 | Bright | 35.000 | 96 | 68Del Leo | 2.5600 | 9300.0 | 70 | 21493 | No |
| 211 | GOM_NL__2PRFIN20060410_144104_000000362046_00397_21493_8920.N1 | 10-APR-2006 14:41:04 | Bright | 36.000 | 174 | 52Psi UMa | 3.0040 | 4400.0 | 72 | 21493 | No |
| 212 | GOM_NL__2PRFIN20060410_144343_000000372046_00397_21493_8921.N1 | 10-APR-2006 14:43:43 | Bright | 36.500 | 87 | 64Gam UMa | 2.4330 | 11000. | 73 | 21493 | No |
| 213 | GOM_NL__2PRFIN20060410_144507_000000382046_00397_21493_8922.N1 | 10-APR-2006 14:45:07 | Bright | 37.500 | 32 | 77Eps UMa | 1.7630 | 11000. | 75 | 21493 | No |
| 214 | GOM_NL__2PRFIN20060410_145133_000000362046_00397_21493_8923.N1 | 10-APR-2006 14:51:33 | Bright | 35.500 | 60 | 7Bet UMi | 2.0810 | 3950.0 | 71 | 21493 | No |
| 215 | GOM_NL__2PRFIN20060410_145359_000000332046_00397_21493_8924.N1 | 10-APR-2006 14:53:59 | Bright | 32.500 | 49 | 1Alp UMi | 1.9900 | 6300.0 | 65 | 21493 | No |
| 216 | GOM_NL__2PRFIN20060410_150128_000000392046_00397_21493_8925.N1 | 10-APR-2006 15:01:28 | Bright | 39.000 | 89 | 5Alp Cep | 2.4510 | 8000.0 | 78 | 21493 | No |
| 217 | GOM_NL__2PRFIN20060410_151101_000000352046_00397_21493_8926.N1 | 10-APR-2006 15:11:01 | Bright | 34.500 | 164 | 44Eta Peg | 2.9480 | 5400.0 | 69 | 21493 | No |
| 218 | GOM_NL__2PRFIN20060410_151748_000000482046_00397_21493_8927.N1 | 10-APR-2006 15:17:48 | Twi_and_stray | 47.500 | 61 | 8Eps Peg | 2.1000 | 3900.0 | 95 | 21493 | No |
| 219 | GOM_NL__2PRFIN20060410_152016_000000432046_00397_21493_8928.N1 | 10-APR-2006 15:20:16 | Dark | 42.500 | 162 | 34Alp Aqr | 2.9440 | 5350.0 | 85 | 21493 | No |

| | | | | | | | | | | | |
|-----|--|----------------------|----------------|--------|-----|-----------|-----------|--------|-----|-------|----|
| 220 | GOM_NL__2PRFIN20060410_152240_000000462046_00397_21493_8929.N1 | 10-APR-2006 15:22:40 | Dark | 45.500 | 154 | 22Bet Aqr | 2.8990 | 5700.0 | 91 | 21493 | No |
| 221 | GOM_NL__2PRFIN20060410_152507_000000432046_00397_21493_8930.N1 | 10-APR-2006 15:25:07 | Dark | 42.500 | 142 | 49Del Cap | 2.8500 | 8900.0 | 85 | 21493 | No |
| 222 | GOM_NL__2PRFIN20060410_153033_000000382046_00397_21493_8931.N1 | 10-APR-2006 15:30:33 | Dark | 37.500 | 172 | Gam Gru | 3.0030 | 13100. | 75 | 21493 | No |
| 223 | GOM_NL__2PRFIN20060410_153727_000000392046_00398_21494_8908.N1 | 10-APR-2006 15:37:27 | Dark | 39.000 | 45 | Alp Pav | 1.9400 | 26000. | 78 | 21494 | No |
| 224 | GOM_NL__2PRFIN20060410_154456_000000412046_00398_21494_8909.N1 | 10-APR-2006 15:44:56 | Dark | 40.500 | 43 | Alp TrA | 1.9100 | 4250.0 | 81 | 21494 | No |
| 225 | GOM_NL__2PRFIN20060410_154658_000000382046_00398_21494_8910.N1 | 10-APR-2006 15:46:58 | Dark | 38.000 | 134 | Bet TrA | 2.8100 | 6600.0 | 76 | 21494 | No |
| 226 | GOM_NL__2PRFIN20060410_154928_000000532046_00398_21494_8911.N1 | 10-APR-2006 15:49:28 | Straylight | 53.000 | 4 | Alp1Cen | -0.010000 | 5800.0 | 106 | 21494 | No |
| 227 | GOM_NL__2PRFIN20060410_155230_000000432046_00398_21494_8912.N1 | 10-APR-2006 15:52:30 | Straylight | 42.500 | 78 | Alp Lup | 2.3040 | 28000. | 85 | 21494 | No |
| 228 | GOM_NL__2PRFIN20060410_155446_000000412046_00398_21494_8913.N1 | 10-APR-2006 15:54:46 | Straylight | 41.000 | 64 | Gam Cen | 2.2000 | 10600. | 82 | 21494 | No |
| 229 | GOM_NL__2PRFIN20060410_155636_000000452046_00398_21494_8914.N1 | 10-APR-2006 15:56:36 | Straylight | 45.000 | 54 | 5The Cen | 2.0550 | 4500.0 | 90 | 21494 | No |
| 230 | GOM_NL__2PRFIN20060410_160159_000000442046_00398_21494_8915.N1 | 10-APR-2006 16:01:59 | Tw_i_and_stray | 43.500 | 106 | 9Bet Crv | 2.6480 | 5600.0 | 87 | 21494 | No |
| 231 | GOM_NL__2PRFIN20060410_160351_000000382046_00398_21494_8916.N1 | 10-APR-2006 16:03:51 | Tw_i_and_stray | 37.500 | 100 | 4Gam Crv | 2.5800 | 13100. | 75 | 21494 | No |
| 232 | GOM_NL__2PRFIN20060410_160828_000000382046_00398_21494_8917.N1 | 10-APR-2006 16:08:28 | Bright | 38.000 | 121 | 29Gam Vir | 2.7400 | 7200.0 | 76 | 21494 | No |
| 233 | GOM_NL__2PRFIN20060410_161309_000000362046_00398_21494_8918.N1 | 10-APR-2006 16:13:09 | Bright | 36.000 | 62 | 94Bet Leo | 2.1360 | 9700.0 | 72 | 21494 | No |
| 234 | GOM_NL__2PRFIN20060410_161459_000000352046_00398_21494_8919.N1 | 10-APR-2006 16:14:59 | Bright | 35.000 | 96 | 68Del Leo | 2.5600 | 9300.0 | 70 | 21494 | No |
| 235 | GOM_NL__2PRFIN20060410_162140_000000362046_00398_21494_8920.N1 | 10-APR-2006 16:21:40 | Bright | 36.000 | 174 | 52Psi UMa | 3.0040 | 4400.0 | 72 | 21494 | No |
| 236 | GOM_NL__2PRFIN20060410_162419_000000362046_00398_21494_8921.N1 | 10-APR-2006 16:24:19 | Bright | 35.500 | 87 | 64Gam UMa | 2.4330 | 11000. | 71 | 21494 | No |
| 237 | GOM_NL__2PRFIN20060410_162542_000000382046_00398_21494_8922.N1 | 10-APR-2006 16:25:42 | Bright | 37.500 | 32 | 77Eps UMa | 1.7630 | 11000. | 75 | 21494 | No |
| 238 | GOM_NL__2PRFIN20060410_163209_000000412046_00398_21494_8923.N1 | 10-APR-2006 16:32:09 | Bright | 40.500 | 60 | 7Bet UMi | 2.0810 | 3950.0 | 81 | 21494 | No |
| 239 | GOM_NL__2PRFIN20060410_163435_000000362046_00398_21494_8924.N1 | 10-APR-2006 16:34:35 | Bright | 36.000 | 49 | 1Alp UMi | 1.9900 | 6300.0 | 72 | 21494 | No |
| 240 | GOM_NL__2PRFIN20060410_164203_000000382046_00398_21494_8925.N1 | 10-APR-2006 16:42:03 | Bright | 38.000 | 89 | 5Alp Cep | 2.4510 | 8000.0 | 76 | 21494 | No |
| 241 | GOM_NL__2PRFIN20060410_165137_000000342046_00398_21494_8926.N1 | 10-APR-2006 16:51:37 | Bright | 34.000 | 164 | 44Eta Peg | 2.9480 | 5400.0 | 68 | 21494 | No |
| 242 | GOM_NL__2PRFIN20060410_165824_000000492046_00398_21494_8927.N1 | 10-APR-2006 16:58:24 | Tw_i_and_stray | 49.000 | 61 | 8Eps Peg | 2.1000 | 3900.0 | 98 | 21494 | No |
| 243 | GOM_NL__2PRFIN20060410_170052_000000422046_00398_21494_8928.N1 | 10-APR-2006 17:00:52 | Dark | 42.000 | 162 | 34Alp Aqr | 2.9440 | 5350.0 | 84 | 21494 | No |
| 244 | GOM_NL__2PRFIN20060410_170316_000000482046_00398_21494_8929.N1 | 10-APR-2006 17:03:16 | Dark | 47.500 | 154 | 22Bet Aqr | 2.8990 | 5700.0 | 95 | 21494 | No |
| 245 | GOM_NL__2PRFIN20060410_170544_000000442046_00398_21494_8930.N1 | 10-APR-2006 17:05:44 | Dark | 44.000 | 142 | 49Del Cap | 2.8500 | 8900.0 | 88 | 21494 | No |
| 246 | GOM_NL__2PRFIN20060410_171109_000000372046_00398_21494_8931.N1 | 10-APR-2006 17:11:09 | Dark | 36.500 | 172 | Gam Gru | 3.0030 | 13100. | 73 | 21494 | No |
| 247 | GOM_NL__2PRFIN20060410_171804_000000382046_00399_21495_8908.N1 | 10-APR-2006 17:18:04 | Dark | 38.000 | 45 | Alp Pav | 1.9400 | 26000. | 76 | 21495 | No |
| 248 | GOM_NL__2PRFIN20060410_172533_000000482046_00399_21495_8909.N1 | 10-APR-2006 17:25:33 | Dark | 47.500 | 43 | Alp TrA | 1.9100 | 4250.0 | 95 | 21495 | No |
| 249 | GOM_NL__2PRFIN20060410_172734_000000402046_00399_21495_8910.N1 | 10-APR-2006 17:27:34 | Dark | 40.000 | 134 | Bet TrA | 2.8100 | 6600.0 | 80 | 21495 | No |
| 250 | GOM_NL__2PRFIN20060410_173004_000000452046_00399_21495_8911.N1 | 10-APR-2006 17:30:04 | Straylight | 44.500 | 4 | Alp1Cen | -0.010000 | 5800.0 | 89 | 21495 | No |
| 251 | GOM_NL__2PRFIN20060410_173307_000000452046_00399_21495_8912.N1 | 10-APR-2006 17:33:07 | Straylight | 44.500 | 78 | Alp Lup | 2.3040 | 28000. | 89 | 21495 | No |
| 252 | GOM_NL__2PRFIN20060410_173523_000000412046_00399_21495_8913.N1 | 10-APR-2006 17:35:23 | Straylight | 40.500 | 64 | Gam Cen | 2.2000 | 10600. | 81 | 21495 | No |
| 253 | GOM_NL__2PRFIN20060410_173713_000000452046_00399_21495_8914.N1 | 10-APR-2006 17:37:13 | Straylight | 45.000 | 54 | 5The Cen | 2.0550 | 4500.0 | 90 | 21495 | No |
| 254 | GOM_NL__2PRFIN20060410_174236_000000402046_00399_21495_8915.N1 | 10-APR-2006 17:42:36 | Tw_i_and_stray | 40.000 | 106 | 9Bet Crv | 2.6480 | 5600.0 | 80 | 21495 | No |
| 255 | GOM_NL__2PRFIN20060410_174427_000000402046_00399_21495_8916.N1 | 10-APR-2006 17:44:27 | Tw_i_and_stray | 40.000 | 100 | 4Gam Crv | 2.5800 | 13100. | 80 | 21495 | No |
| 256 | GOM_NL__2PRFIN20060410_174904_000000392046_00399_21495_8917.N1 | 10-APR-2006 17:49:04 | Bright | 39.000 | 121 | 29Gam Vir | 2.7400 | 7200.0 | 78 | 21495 | No |
| 257 | GOM_NL__2PRFIN20060410_175345_000000362046_00399_21495_8918.N1 | 10-APR-2006 17:53:45 | Bright | 36.000 | 62 | 94Bet Leo | 2.1360 | 9700.0 | 72 | 21495 | No |
| 258 | GOM_NL__2PRFIN20060410_175535_000000352046_00399_21495_8919.N1 | 10-APR-2006 17:55:35 | Bright | 34.500 | 96 | 68Del Leo | 2.5600 | 9300.0 | 69 | 21495 | No |
| 259 | GOM_NL__2PRFIN20060410_180216_000000352046_00399_21495_8920.N1 | 10-APR-2006 18:02:16 | Bright | 35.000 | 174 | 52Psi UMa | 3.0040 | 4400.0 | 70 | 21495 | No |
| 260 | GOM_NL__2PRFIN20060410_180455_000000362046_00399_21495_8921.N1 | 10-APR-2006 18:04:55 | Bright | 35.500 | 87 | 64Gam UMa | 2.4330 | 11000. | 71 | 21495 | No |
| 261 | GOM_NL__2PRFIN20060410_180618_000000402046_00399_21495_8922.N1 | 10-APR-2006 18:06:18 | Bright | 39.500 | 32 | 77Eps UMa | 1.7630 | 11000. | 79 | 21495 | No |
| 262 | GOM_NL__2PRFIN20060410_181244_000000382046_00399_21495_8923.N1 | 10-APR-2006 18:12:44 | Bright | 37.500 | 60 | 7Bet UMi | 2.0810 | 3950.0 | 75 | 21495 | No |
| 263 | GOM_NL__2PRFIN20060410_181511_000000352046_00399_21495_8924.N1 | 10-APR-2006 18:15:11 | Bright | 35.000 | 49 | 1Alp UMi | 1.9900 | 6300.0 | 70 | 21495 | No |
| 264 | GOM_NL__2PRFIN20060410_182239_000000392046_00399_21495_8925.N1 | 10-APR-2006 18:22:39 | Bright | 38.500 | 89 | 5Alp Cep | 2.4510 | 8000.0 | 77 | 21495 | No |
| 265 | GOM_NL__2PRFIN20060410_183213_000000342046_00399_21495_8926.N1 | 10-APR-2006 18:32:13 | Bright | 33.500 | 164 | 44Eta Peg | 2.9480 | 5400.0 | 67 | 21495 | No |
| 266 | GOM_NL__2PRFIN20060410_183900_000000502046_00399_21495_8927.N1 | 10-APR-2006 18:39:00 | Twilight | 50.000 | 61 | 8Eps Peg | 2.1000 | 3900.0 | 100 | 21495 | No |
| 267 | GOM_NL__2PRFIN20060410_184129_000000452046_00399_21495_8928.N1 | 10-APR-2006 18:41:29 | Dark | 44.500 | 162 | 34Alp Aqr | 2.9440 | 5350.0 | 89 | 21495 | No |
| 268 | GOM_NL__2PRFIN20060410_184353_000000442046_00399_21495_8929.N1 | 10-APR-2006 18:43:53 | Dark | 44.000 | 154 | 22Bet Aqr | 2.8990 | 5700.0 | 88 | 21495 | No |
| 269 | GOM_NL__2PRFIN20060410_184621_000000432046_00399_21495_8930.N1 | 10-APR-2006 18:46:21 | Dark | 42.500 | 142 | 49Del Cap | 2.8500 | 8900.0 | 85 | 21495 | No |
| 270 | GOM_NL__2PRFIN20060410_185146_000000382046_00399_21495_8931.N1 | 10-APR-2006 18:51:46 | Dark | 37.500 | 172 | Gam Gru | 3.0030 | 13100. | 75 | 21495 | No |
| 271 | GOM_NL__2PRFIN20060410_185840_000000402046_00400_21496_8908.N1 | 10-APR-2006 18:58:40 | Dark | 39.500 | 45 | Alp Pav | 1.9400 | 26000. | 79 | 21496 | No |
| 272 | GOM_NL__2PRFIN20060410_190609_000000402046_00400_21496_8909.N1 | 10-APR-2006 19:06:09 | Dark | 40.000 | 43 | Alp TrA | 1.9100 | 4250.0 | 80 | 21496 | No |
| 273 | GOM_NL__2PRFIN20060410_190811_000000392046_00400_21496_8910.N1 | 10-APR-2006 19:08:11 | Dark | 38.500 | 134 | Bet TrA | 2.8100 | 6600.0 | 77 | 21496 | No |
| 274 | GOM_NL__2PRFIN20060410_191040_000000512046_00400_21496_8911.N1 | 10-APR-2006 19:10:40 | Straylight | 50.500 | 4 | Alp1Cen | -0.010000 | 5800.0 | 101 | 21496 | No |
| 275 | GOM_NL__2PRFIN20060410_191343_000000412046_00400_21496_8912.N1 | 10-APR-2006 19:13:43 | Straylight | 40.500 | 78 | Alp Lup | 2.3040 | 28000. | 81 | 21496 | No |
| 276 | GOM_NL__2PRFIN20060410_191559_000000372046_00400_21496_8913.N1 | 10-APR-2006 19:15:59 | Straylight | 36.500 | 64 | Gam Cen | 2.2000 | 10600. | 73 | 21496 | No |
| 277 | GOM_NL__2PRFIN20060410_191749_000000502046_00400_21496_8914.N1 | 10-APR-2006 19:17:49 | Straylight | 50.000 | 54 | 5The Cen | 2.0550 | 4500.0 | 100 | 21496 | No |
| 278 | GOM_NL__2PRFIN20060410_192246_000000462046_00400_21496_8915.N1 | 10-APR-2006 19:22:46 | Tw_i_and_stray | 45.500 | 169 | 46Gam Hya | 2.9910 | 4700.0 | 91 | 21496 | No |

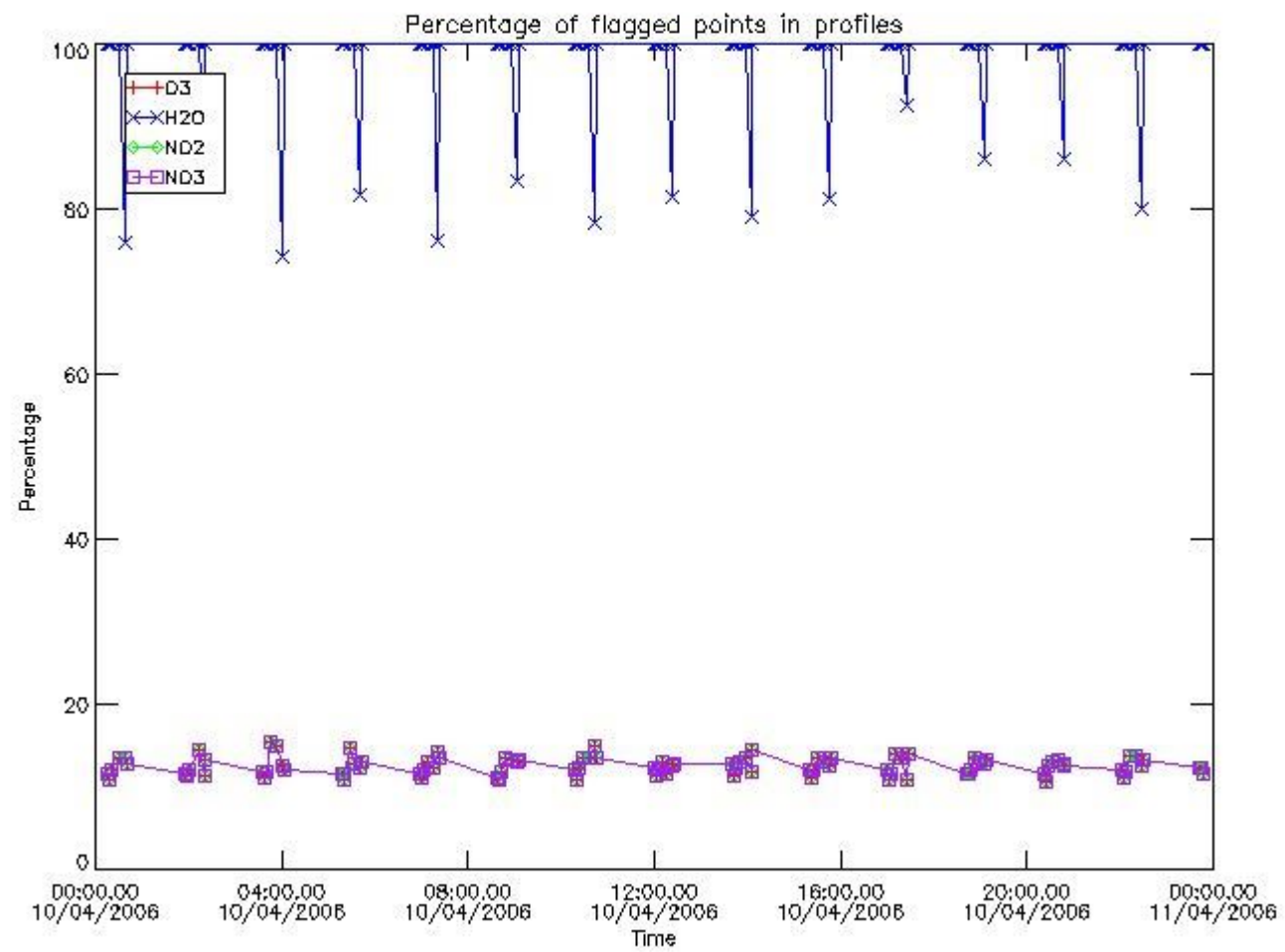
| | | | | | | | | | | | |
|-----|--|----------------------|------------|--------|-----|-----------|-----------|--------|-----|-------|----|
| 279 | GOM_NL__2PRFIN20060410_192503_000000392046_00400_21496_8916.N1 | 10-APR-2006 19:25:03 | Twilight | 38.500 | 100 | 4Gam Crv | 2.5800 | 13100. | 77 | 21496 | No |
| 280 | GOM_NL__2PRFIN20060410_192940_000000402046_00400_21496_8917.N1 | 10-APR-2006 19:29:40 | Bright | 39.500 | 121 | 29Gam Vir | 2.7400 | 7200.0 | 79 | 21496 | No |
| 281 | GOM_NL__2PRFIN20060410_193421_000000362046_00400_21496_8918.N1 | 10-APR-2006 19:34:21 | Bright | 35.500 | 62 | 94Bet Leo | 2.1360 | 9700.0 | 71 | 21496 | No |
| 282 | GOM_NL__2PRFIN20060410_193611_000000362046_00400_21496_8919.N1 | 10-APR-2006 19:36:11 | Bright | 35.500 | 96 | 68Del Leo | 2.5600 | 9300.0 | 71 | 21496 | No |
| 283 | GOM_NL__2PRFIN20060410_194252_000000342046_00400_21496_8920.N1 | 10-APR-2006 19:42:52 | Bright | 34.000 | 174 | 52Psi UMa | 3.0040 | 4400.0 | 68 | 21496 | No |
| 284 | GOM_NL__2PRFIN20060410_194531_000000352046_00400_21496_8921.N1 | 10-APR-2006 19:45:31 | Bright | 35.000 | 87 | 64Gam UMa | 2.4330 | 11000. | 70 | 21496 | No |
| 285 | GOM_NL__2PRFIN20060410_194654_000000402046_00400_21496_8922.N1 | 10-APR-2006 19:46:54 | Bright | 40.000 | 32 | 77Eps UMa | 1.7630 | 11000. | 80 | 21496 | No |
| 286 | GOM_NL__2PRFIN20060410_195320_000000412046_00400_21496_8923.N1 | 10-APR-2006 19:53:20 | Bright | 41.000 | 60 | 7Bet UMi | 2.0810 | 3950.0 | 82 | 21496 | No |
| 287 | GOM_NL__2PRFIN20060410_195548_000000362046_00400_21496_8924.N1 | 10-APR-2006 19:55:48 | Bright | 35.500 | 49 | 1Alp UMi | 1.9900 | 6300.0 | 71 | 21496 | No |
| 288 | GOM_NL__2PRFIN20060410_200315_000000382046_00400_21496_8925.N1 | 10-APR-2006 20:03:15 | Bright | 38.000 | 89 | 5Alp Cep | 2.4510 | 8000.0 | 76 | 21496 | No |
| 289 | GOM_NL__2PRFIN20060410_201249_000000352046_00400_21496_8926.N1 | 10-APR-2006 20:12:49 | Bright | 35.000 | 164 | 44Eta Peg | 2.9480 | 5400.0 | 70 | 21496 | No |
| 290 | GOM_NL__2PRFIN20060410_201937_000000462046_00400_21496_8927.N1 | 10-APR-2006 20:19:37 | Twilight | 46.000 | 61 | 8Eps Peg | 2.1000 | 3900.0 | 92 | 21496 | No |
| 291 | GOM_NL__2PRFIN20060410_202205_000000442046_00400_21496_8928.N1 | 10-APR-2006 20:22:05 | Dark | 44.000 | 162 | 34Alp Aqr | 2.9440 | 5350.0 | 88 | 21496 | No |
| 292 | GOM_NL__2PRFIN20060410_202429_000000492046_00400_21496_8929.N1 | 10-APR-2006 20:24:29 | Dark | 48.500 | 154 | 22Bet Aqr | 2.8990 | 5700.0 | 97 | 21496 | No |
| 293 | GOM_NL__2PRFIN20060410_202657_000000412046_00400_21496_8930.N1 | 10-APR-2006 20:26:57 | Dark | 41.000 | 142 | 49Del Cap | 2.8500 | 8900.0 | 82 | 21496 | No |
| 294 | GOM_NL__2PRFIN20060410_203222_000000392046_00400_21496_8931.N1 | 10-APR-2006 20:32:22 | Dark | 39.000 | 172 | Gam Gru | 3.0030 | 13100. | 78 | 21496 | No |
| 295 | GOM_NL__2PRFIN20060410_203917_000000392046_00401_21497_8908.N1 | 10-APR-2006 20:39:17 | Dark | 38.500 | 45 | Alp Pav | 1.9400 | 26000. | 77 | 21497 | No |
| 296 | GOM_NL__2PRFIN20060410_204645_000000402046_00401_21497_8909.N1 | 10-APR-2006 20:46:45 | Dark | 40.000 | 43 | Alp TrA | 1.9100 | 4250.0 | 80 | 21497 | No |
| 297 | GOM_NL__2PRFIN20060410_204847_000000412046_00401_21497_8910.N1 | 10-APR-2006 20:48:47 | Dark | 41.000 | 134 | Bet TrA | 2.8100 | 6600.0 | 82 | 21497 | No |
| 298 | GOM_NL__2PRFIN20060410_205117_000000502046_00401_21497_8911.N1 | 10-APR-2006 20:51:17 | Straylight | 49.500 | 4 | Alp1Cen | -0.010000 | 5800.0 | 99 | 21497 | No |
| 299 | GOM_NL__2PRFIN20060410_205420_000000412046_00401_21497_8912.N1 | 10-APR-2006 20:54:20 | Straylight | 41.000 | 78 | Alp Lup | 2.3040 | 28000. | 82 | 21497 | No |
| 300 | GOM_NL__2PRFIN20060410_205635_000000402046_00401_21497_8913.N1 | 10-APR-2006 20:56:35 | Straylight | 40.000 | 64 | Gam Cen | 2.2000 | 10600. | 80 | 21497 | No |
| 301 | GOM_NL__2PRFIN20060410_205825_000000472046_00401_21497_8914.N1 | 10-APR-2006 20:58:25 | Straylight | 47.000 | 54 | 5The Cen | 2.0550 | 4500.0 | 94 | 21497 | No |
| 302 | GOM_NL__2PRFIN20060410_210322_000000462046_00401_21497_8915.N1 | 10-APR-2006 21:03:22 | Twilight | 45.500 | 169 | 46Gam Hya | 2.9910 | 4700.0 | 91 | 21497 | No |
| 303 | GOM_NL__2PRFIN20060410_210539_000000392046_00401_21497_8916.N1 | 10-APR-2006 21:05:39 | Bright | 39.000 | 100 | 4Gam Crv | 2.5800 | 13100. | 78 | 21497 | No |
| 304 | GOM_NL__2PRFIN20060410_211016_000000392046_00401_21497_8917.N1 | 10-APR-2006 21:10:16 | Bright | 39.000 | 121 | 29Gam Vir | 2.7400 | 7200.0 | 78 | 21497 | No |
| 305 | GOM_NL__2PRFIN20060410_211457_000000362046_00401_21497_8918.N1 | 10-APR-2006 21:14:57 | Bright | 35.500 | 62 | 94Bet Leo | 2.1360 | 9700.0 | 71 | 21497 | No |
| 306 | GOM_NL__2PRFIN20060410_211647_000000342046_00401_21497_8919.N1 | 10-APR-2006 21:16:47 | Bright | 34.000 | 96 | 68Del Leo | 2.5600 | 9300.0 | 68 | 21497 | No |
| 307 | GOM_NL__2PRFIN20060410_212328_000000342046_00401_21497_8920.N1 | 10-APR-2006 21:23:28 | Bright | 33.500 | 174 | 52Psi UMa | 3.0040 | 4400.0 | 67 | 21497 | No |
| 308 | GOM_NL__2PRFIN20060410_212607_000000362046_00401_21497_8921.N1 | 10-APR-2006 21:26:07 | Bright | 36.000 | 87 | 64Gam UMa | 2.4330 | 11000. | 72 | 21497 | No |
| 309 | GOM_NL__2PRFIN20060410_212729_000000392046_00401_21497_8922.N1 | 10-APR-2006 21:27:29 | Bright | 39.000 | 32 | 77Eps UMa | 1.7630 | 11000. | 78 | 21497 | No |
| 310 | GOM_NL__2PRFIN20060410_213355_000000412046_00401_21497_8923.N1 | 10-APR-2006 21:33:55 | Bright | 40.500 | 60 | 7Bet UMi | 2.0810 | 3950.0 | 81 | 21497 | No |
| 311 | GOM_NL__2PRFIN20060410_213623_000000362046_00401_21497_8924.N1 | 10-APR-2006 21:36:23 | Bright | 35.500 | 49 | 1Alp UMi | 1.9900 | 6300.0 | 71 | 21497 | No |
| 312 | GOM_NL__2PRFIN20060410_214351_000000382046_00401_21497_8925.N1 | 10-APR-2006 21:43:51 | Bright | 37.500 | 89 | 5Alp Cep | 2.4510 | 8000.0 | 75 | 21497 | No |
| 313 | GOM_NL__2PRFIN20060410_215325_000000342046_00401_21497_8926.N1 | 10-APR-2006 21:53:25 | Bright | 34.000 | 164 | 44Eta Peg | 2.9480 | 5400.0 | 68 | 21497 | No |
| 314 | GOM_NL__2PRFIN20060410_220013_000000492046_00401_21497_8927.N1 | 10-APR-2006 22:00:13 | Twilight | 49.000 | 61 | 8Eps Peg | 2.1000 | 3900.0 | 98 | 21497 | No |
| 315 | GOM_NL__2PRFIN20060410_220241_000000432046_00401_21497_8928.N1 | 10-APR-2006 22:02:41 | Dark | 42.500 | 162 | 34Alp Aqr | 2.9440 | 5350.0 | 85 | 21497 | No |
| 316 | GOM_NL__2PRFIN20060410_220506_000000462046_00401_21497_8929.N1 | 10-APR-2006 22:05:06 | Dark | 46.000 | 154 | 22Bet Aqr | 2.8990 | 5700.0 | 92 | 21497 | No |
| 317 | GOM_NL__2PRFIN20060410_220733_000000442046_00401_21497_8930.N1 | 10-APR-2006 22:07:33 | Dark | 43.500 | 142 | 49Del Cap | 2.8500 | 8900.0 | 87 | 21497 | No |
| 318 | GOM_NL__2PRFIN20060410_221258_000000372046_00401_21497_8931.N1 | 10-APR-2006 22:12:58 | Dark | 37.000 | 172 | Gam Gru | 3.0030 | 13100. | 74 | 21497 | No |
| 319 | GOM_NL__2PRFIN20060410_221953_000000372046_00402_21498_8908.N1 | 10-APR-2006 22:19:53 | Dark | 37.000 | 45 | Alp Pav | 1.9400 | 26000. | 74 | 21498 | No |
| 320 | GOM_NL__2PRFIN20060410_222722_000000412046_00402_21498_8909.N1 | 10-APR-2006 22:27:22 | Dark | 40.500 | 43 | Alp TrA | 1.9100 | 4250.0 | 81 | 21498 | No |
| 321 | GOM_NL__2PRFIN20060410_222923_000000392046_00402_21498_8910.N1 | 10-APR-2006 22:29:23 | Dark | 38.500 | 134 | Bet TrA | 2.8100 | 6600.0 | 77 | 21498 | No |
| 322 | GOM_NL__2PRFIN20060410_223153_000000412046_00402_21498_8911.N1 | 10-APR-2006 22:31:53 | Straylight | 40.500 | 4 | Alp1Cen | -0.010000 | 5800.0 | 81 | 21498 | No |
| 323 | GOM_NL__2PRFIN20060410_223456_000000422046_00402_21498_8912.N1 | 10-APR-2006 22:34:56 | Straylight | 41.500 | 78 | Alp Lup | 2.3040 | 28000. | 83 | 21498 | No |
| 324 | GOM_NL__2PRFIN20060410_223711_000000422046_00402_21498_8913.N1 | 10-APR-2006 22:37:11 | Straylight | 42.000 | 64 | Gam Cen | 2.2000 | 10600. | 84 | 21498 | No |
| 325 | GOM_NL__2PRFIN20060410_223902_000000502046_00402_21498_8914.N1 | 10-APR-2006 22:39:02 | Straylight | 50.000 | 54 | 5The Cen | 2.0550 | 4500.0 | 100 | 21498 | No |
| 326 | GOM_NL__2PRFIN20060410_224424_000000422046_00402_21498_8915.N1 | 10-APR-2006 22:44:24 | Twilight | 41.500 | 106 | 9Bet Crv | 2.6480 | 5600.0 | 83 | 21498 | No |
| 327 | GOM_NL__2PRFIN20060410_224616_000000402046_00402_21498_8916.N1 | 10-APR-2006 22:46:16 | Bright | 39.500 | 100 | 4Gam Crv | 2.5800 | 13100. | 79 | 21498 | No |
| 328 | GOM_NL__2PRFIN20060410_225052_000000402046_00402_21498_8917.N1 | 10-APR-2006 22:50:52 | Bright | 39.500 | 121 | 29Gam Vir | 2.7400 | 7200.0 | 79 | 21498 | No |
| 329 | GOM_NL__2PRFIN20060410_225533_000000362046_00402_21498_8918.N1 | 10-APR-2006 22:55:33 | Bright | 35.500 | 62 | 94Bet Leo | 2.1360 | 9700.0 | 71 | 21498 | No |
| 330 | GOM_NL__2PRFIN20060410_225723_000000342046_00402_21498_8919.N1 | 10-APR-2006 22:57:23 | Bright | 34.000 | 96 | 68Del Leo | 2.5600 | 9300.0 | 68 | 21498 | No |
| 331 | GOM_NL__2PRFIN20060410_230404_000000352046_00402_21498_8920.N1 | 10-APR-2006 23:04:04 | Bright | 34.500 | 174 | 52Psi UMa | 3.0040 | 4400.0 | 69 | 21498 | No |
| 332 | GOM_NL__2PRFIN20060410_230642_000000362046_00402_21498_8921.N1 | 10-APR-2006 23:06:42 | Bright | 35.500 | 87 | 64Gam UMa | 2.4330 | 11000. | 71 | 21498 | No |
| 333 | GOM_NL__2PRFIN20060410_230805_000000382046_00402_21498_8922.N1 | 10-APR-2006 23:08:05 | Bright | 38.000 | 32 | 77Eps UMa | 1.7630 | 11000. | 76 | 21498 | No |
| 334 | GOM_NL__2PRFIN20060410_231431_000000392046_00402_21498_8923.N1 | 10-APR-2006 23:14:31 | Bright | 39.000 | 60 | 7Bet UMi | 2.0810 | 3950.0 | 78 | 21498 | No |
| 335 | GOM_NL__2PRFIN20060410_231659_000000352046_00402_21498_8924.N1 | 10-APR-2006 23:16:59 | Bright | 34.500 | 49 | 1Alp UMi | 1.9900 | 6300.0 | 69 | 21498 | No |
| 336 | GOM_NL__2PRFIN20060410_232427_000000382046_00402_21498_8925.N1 | 10-APR-2006 23:24:27 | Bright | 37.500 | 89 | 5Alp Cep | 2.4510 | 8000.0 | 75 | 21498 | No |
| 337 | GOM_NL__2PRFIN20060410_233401_000000352046_00402_21498_8926.N1 | 10-APR-2006 23:34:01 | Bright | 35.000 | 164 | 44Eta Peg | 2.9480 | 5400.0 | 70 | 21498 | No |

| | | | | | | | | | | | |
|-----|--|----------------------|----------|--------|-----|-----------|--------|--------|----|-------|----|
| 338 | GOM_NL__2PRFIN20060410_234049_000000442046_00402_21498_8927.N1 | 10-APR-2006 23:40:49 | Twilight | 44.000 | 61 | 8Eps Peg | 2.1000 | 3900.0 | 88 | 21498 | No |
| 339 | GOM_NL__2PRFIN20060410_234317_000000422046_00402_21498_8928.N1 | 10-APR-2006 23:43:17 | Dark | 41.500 | 162 | 34Alp Aqr | 2.9440 | 5350.0 | 83 | 21498 | No |
| 340 | GOM_NL__2PRFIN20060410_234542_000000462046_00402_21498_8929.N1 | 10-APR-2006 23:45:42 | Dark | 46.000 | 154 | 22Bet Aqr | 2.8990 | 5700.0 | 92 | 21498 | No |
| 341 | GOM_NL__2PRFIN20060410_234810_000000442046_00402_21498_8930.N1 | 10-APR-2006 23:48:10 | Dark | 44.000 | 142 | 49Del Cap | 2.8500 | 8900.0 | 88 | 21498 | No |

3. Quality information per product

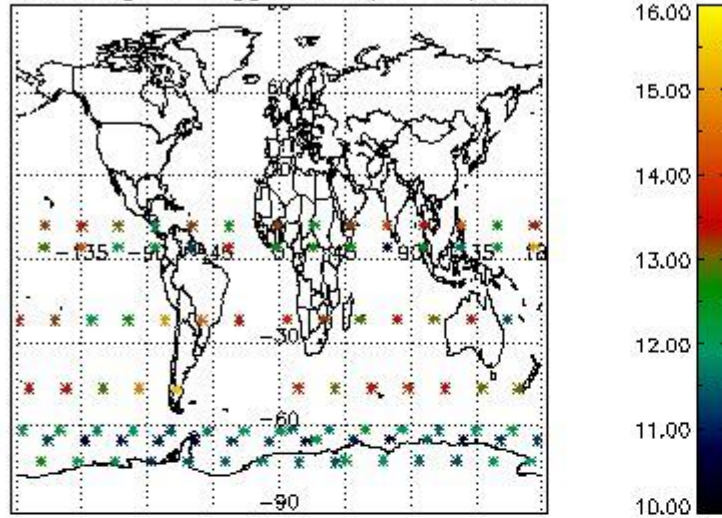
In this section it is plotted some information contained in the Quality Summary data set of the level 2 products. Only products in dark limb conditions and without errors (error flag in the MPH set to "0") are used.

3.1 Plot quality information per product (time dependant)

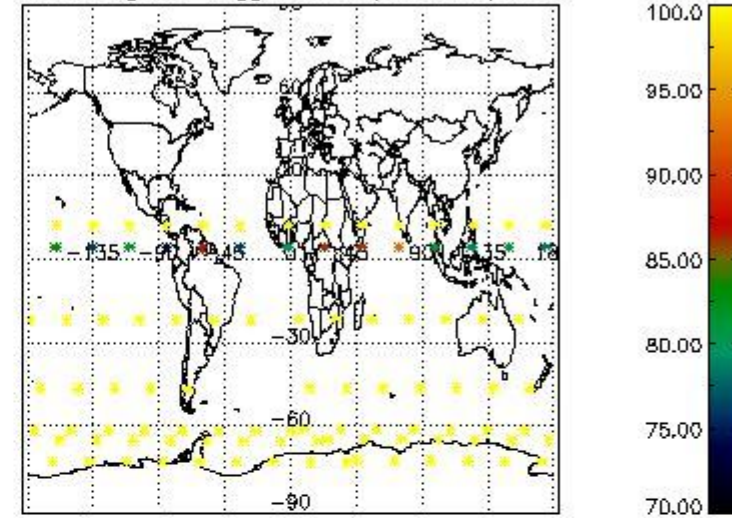


3.2 Plot quality information per product (world map)

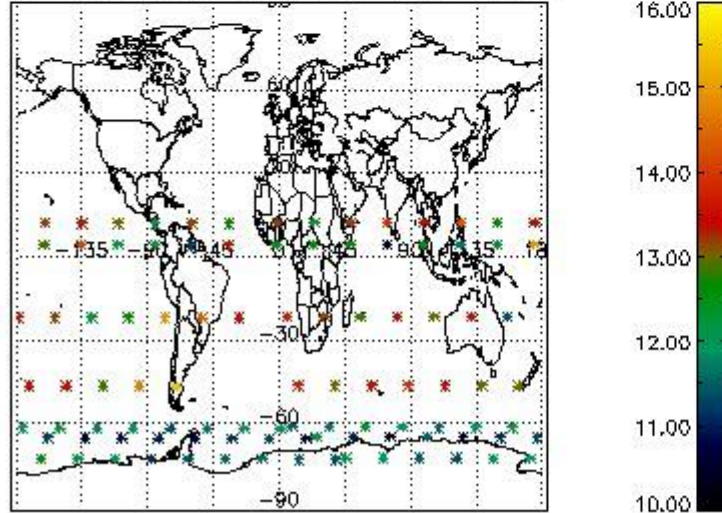
Percentage of flagged data per O3 profile



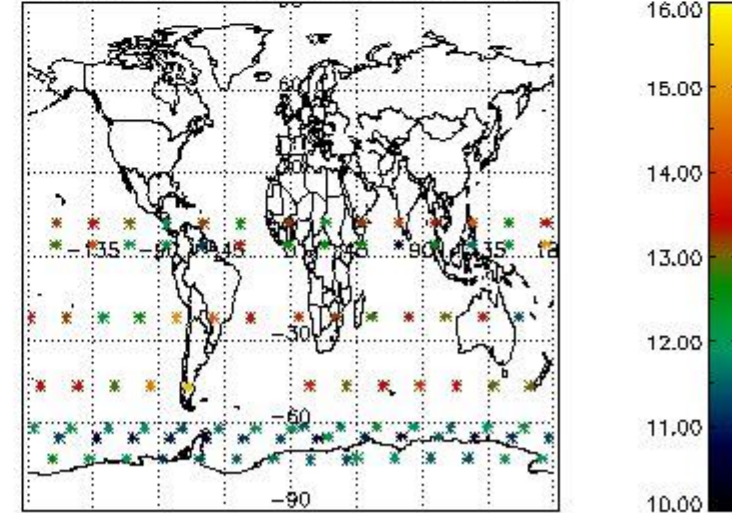
Percentage of flagged data per H2O profile



Percentage of flagged data per NO2 profile



Percentage of flagged data per NO3 profile

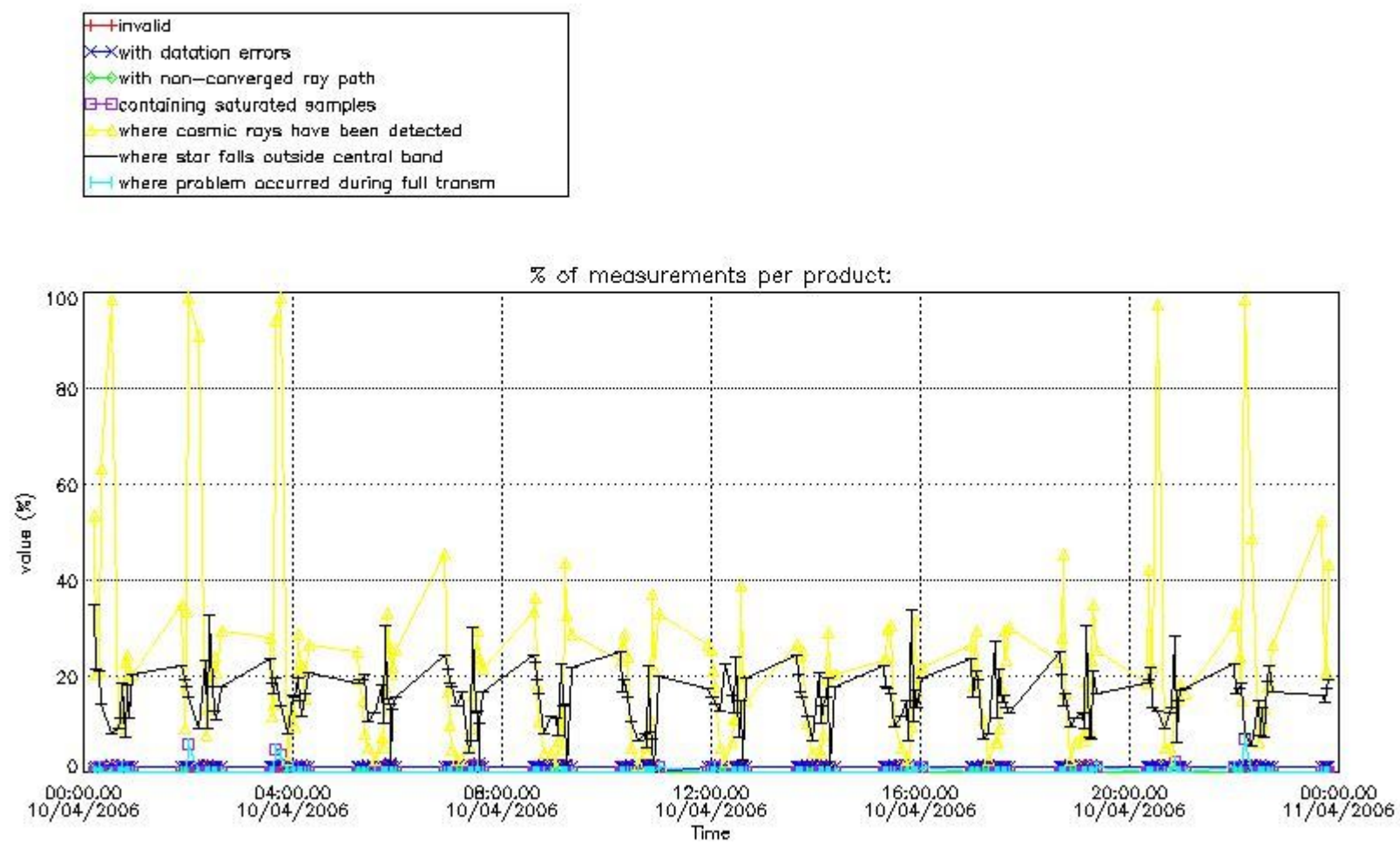


4. Level 1 quality information per product

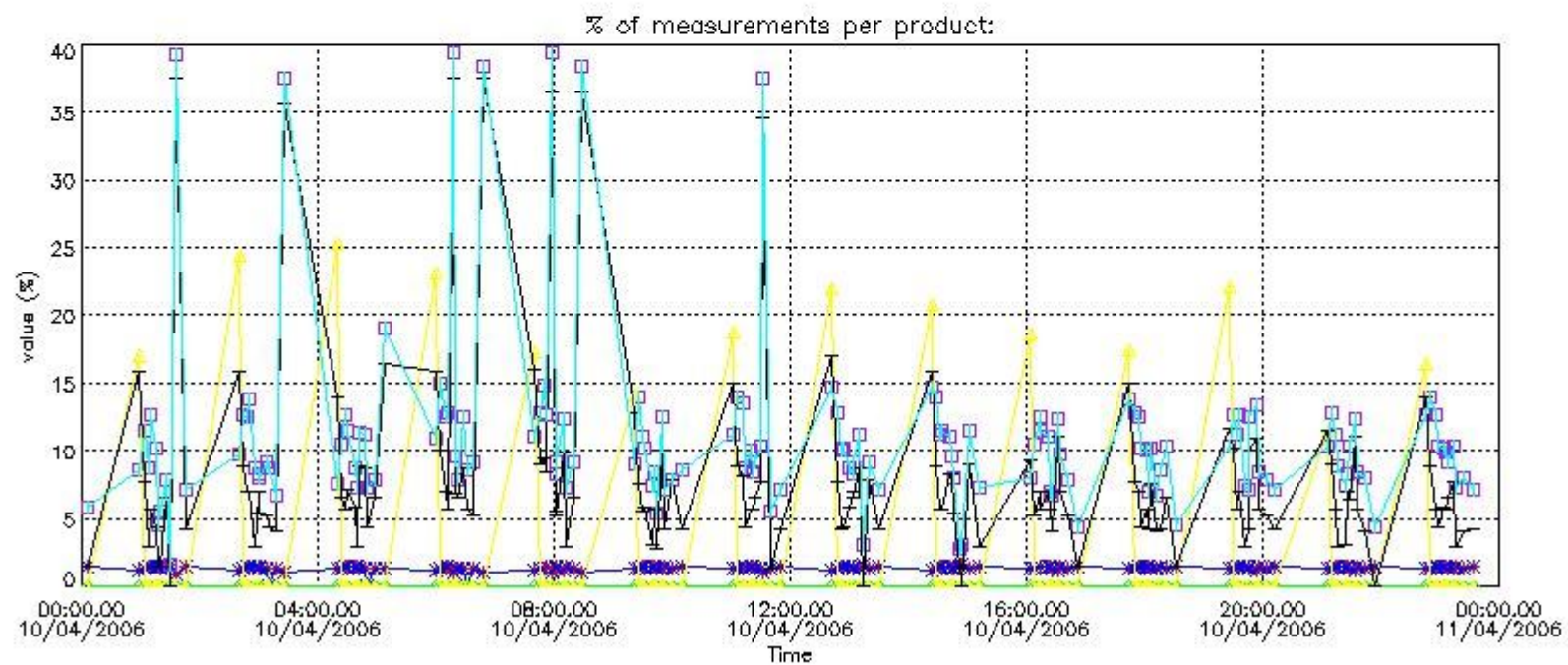
In this section it is plotted some information contained in the Quality Summary data set of the level 2 products that comes from the level 1b processing. Products without errors (error flag in the MPH set to "0") are used.

4.1 Plot quality information per product (time dependant) coming from level 1b processing

4.1.1 Plot level 1 quality information per product (time dependant): ENVISAT ASCENDING passes

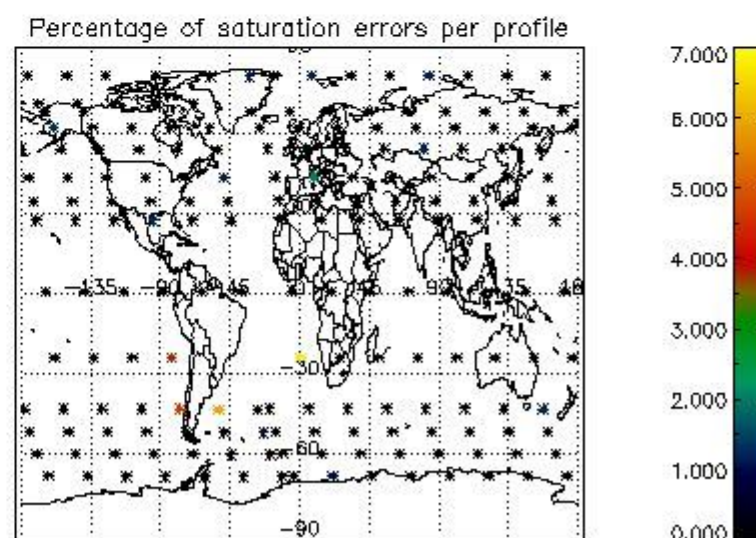
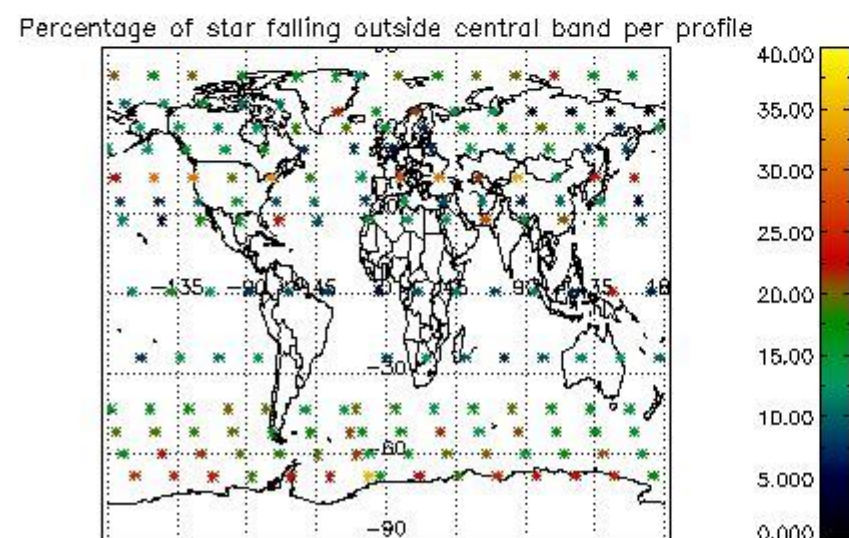
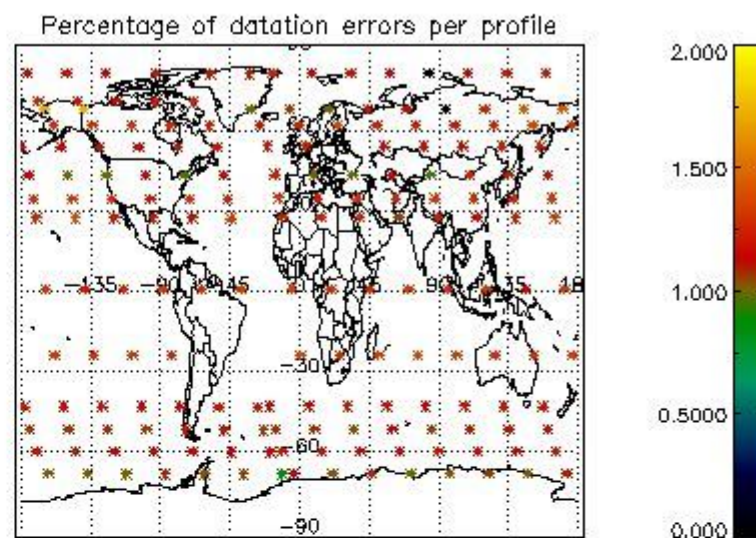
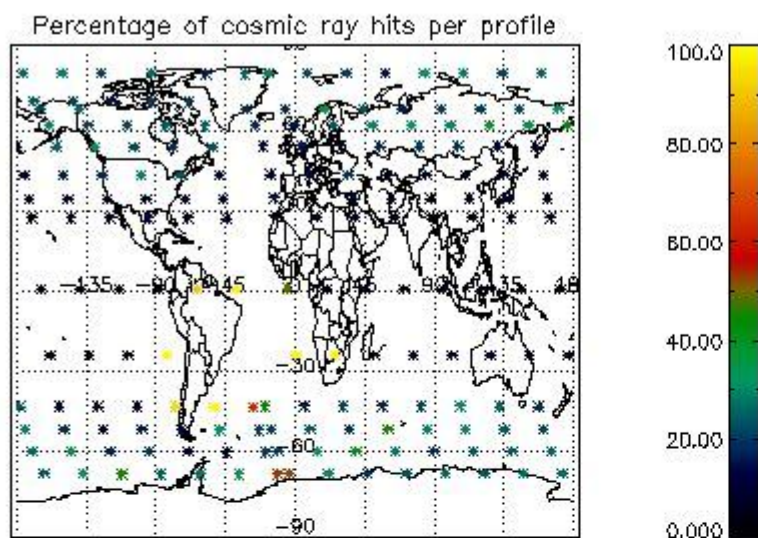


4.1.2 Plot level 1 quality information per product (time dependant): ENVI SAT DESCENDING passes

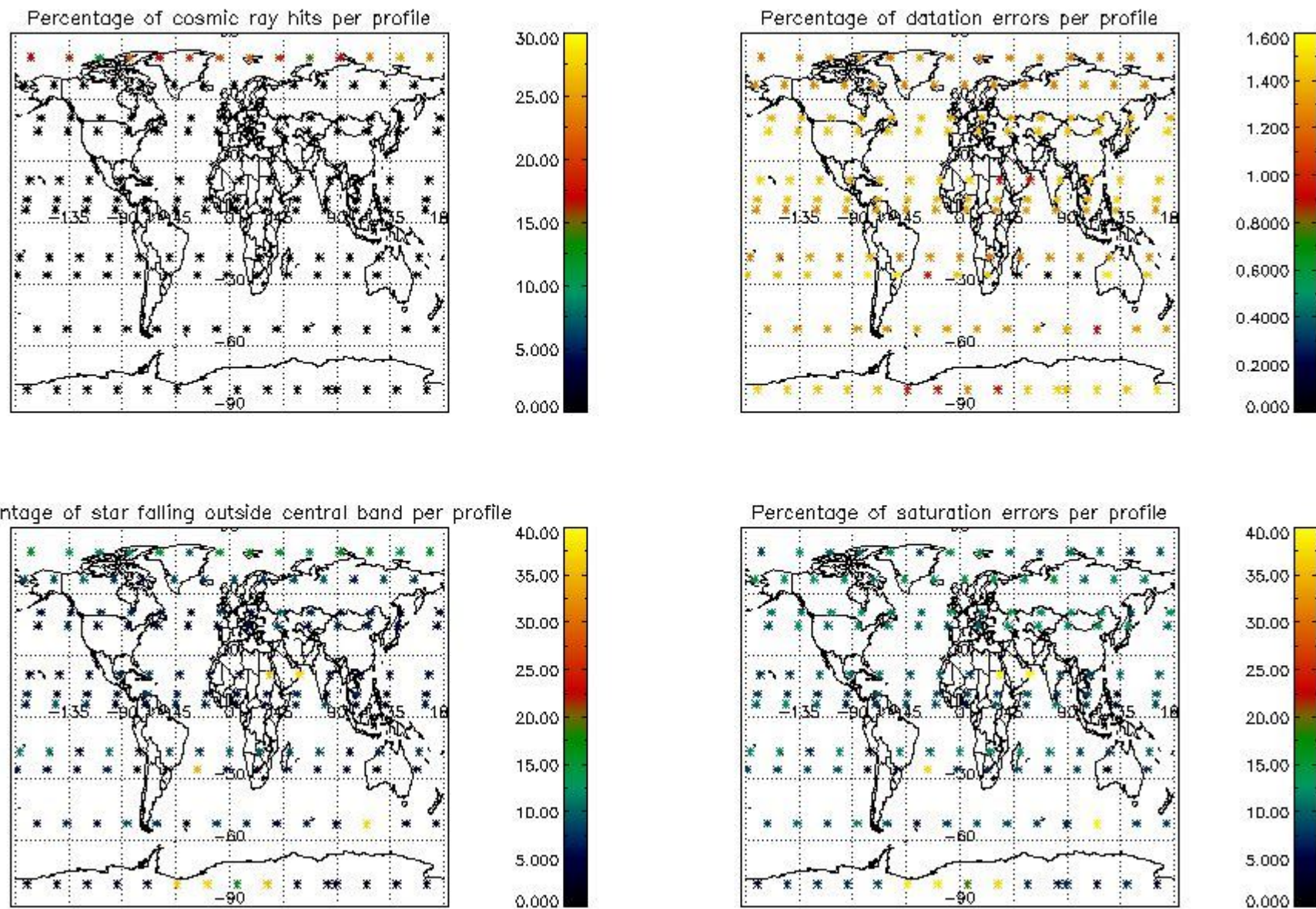


4.2 Plot quality information per product coming from level 1b processing (world map)

4.2.1 Plot level 1 quality information per product (world map): ENVISAT ASCENDING passes



4.2.2 Plot level 1 quality information per product (world map): ENVISAT DESCENDING passes



5. Trace gas profiles

5.1 Ozone statistics based on quality of products

The final quality of the products can be "measured" using the STD (Standard Deviation) attached to every point profile. This information is written to the parameter GOM_NL__2P/NL_LOCAL_SPECIES_DENSITY/o3_std of the level 2 products. The table below shows the statistics for given STD ranges.

The statistics are given with respect to the overall valid production:

- Products without fatal errors: GOM_NL__2P/MPH/PRODUCT_ERR=0
- Valid point profile: GOM_NL__2P/NL_LOCAL_SPECIES_DENSITY/pcd(0)=0

The 'Criteria' is applied to valid points of dark limb products:

- Products in dark limb illumination condition: GOM_NL__2P/NL_SUMMARY_QUALITY/obs_ill_cond=0
- Products without fatal errors: GOM_NL__2P/MPH/PRODUCT_ERR=0
- Valid point profile: GOM_NL__2P/NL_LOCAL_SPECIES_DENSITY/pcd(0)=0

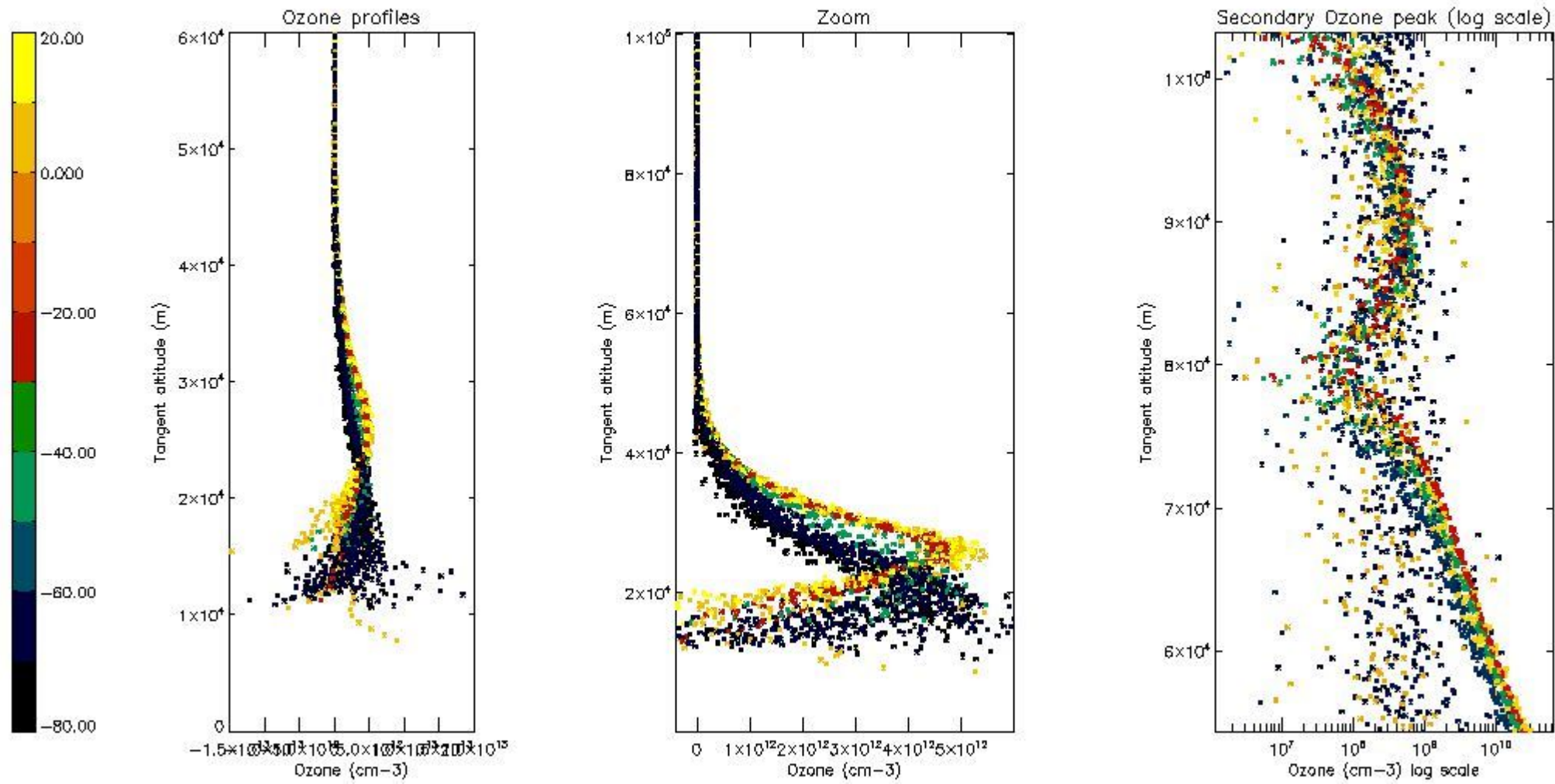
So, the table below shows the percentage of dark limb and valid observations for each criteria with respect to the overall valid daily observations.

| Criteria | % of total production |
|----------|-----------------------|
| All STD | 31 |
| STD < 20 | 13 |

| | |
|----------|---|
| STD < 10 | 8 |
| STD < 5 | 3 |

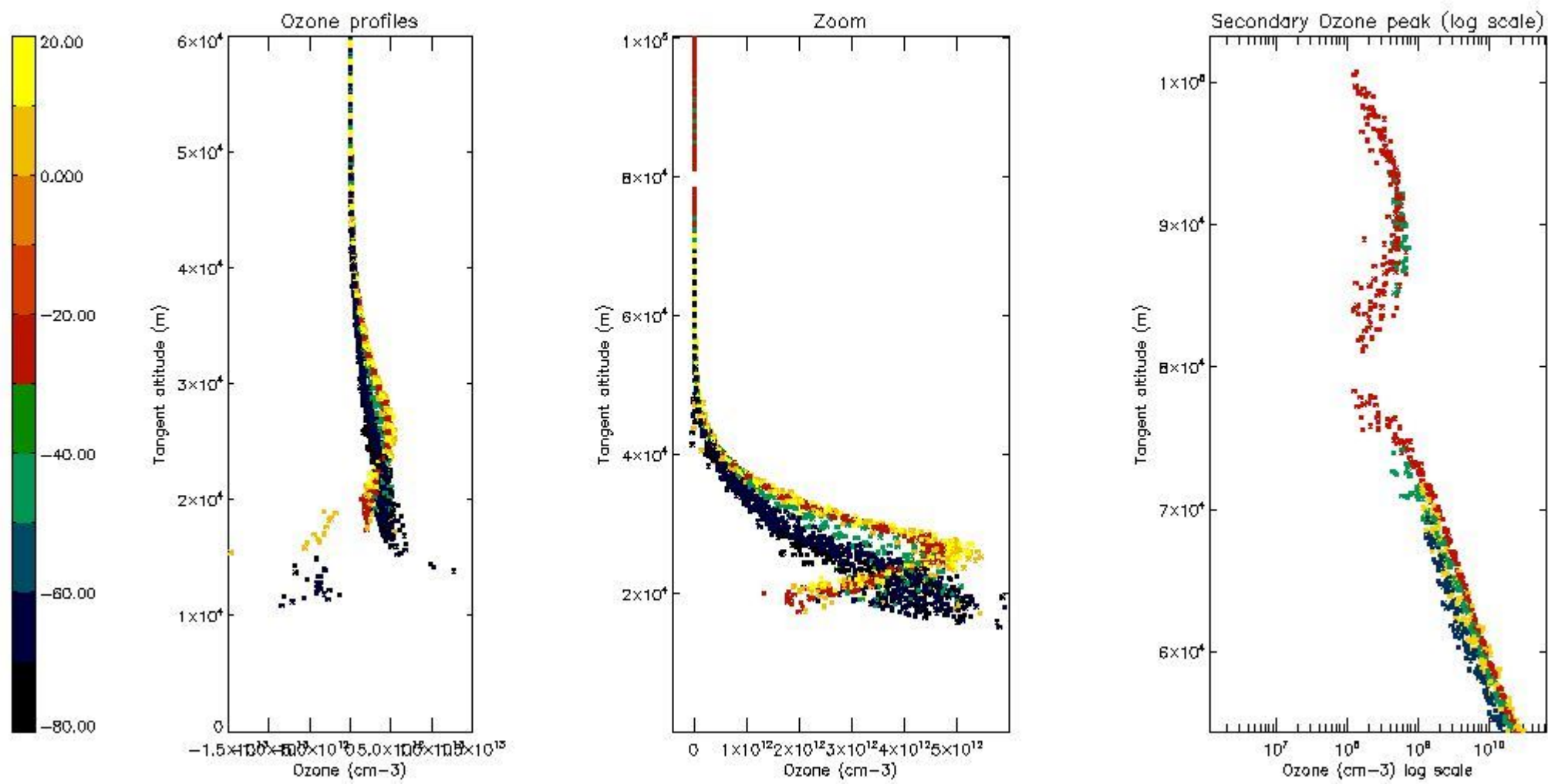
5.2 Plot ozone profiles for all STD (dark without errors)

The colorbar represents the latitude.



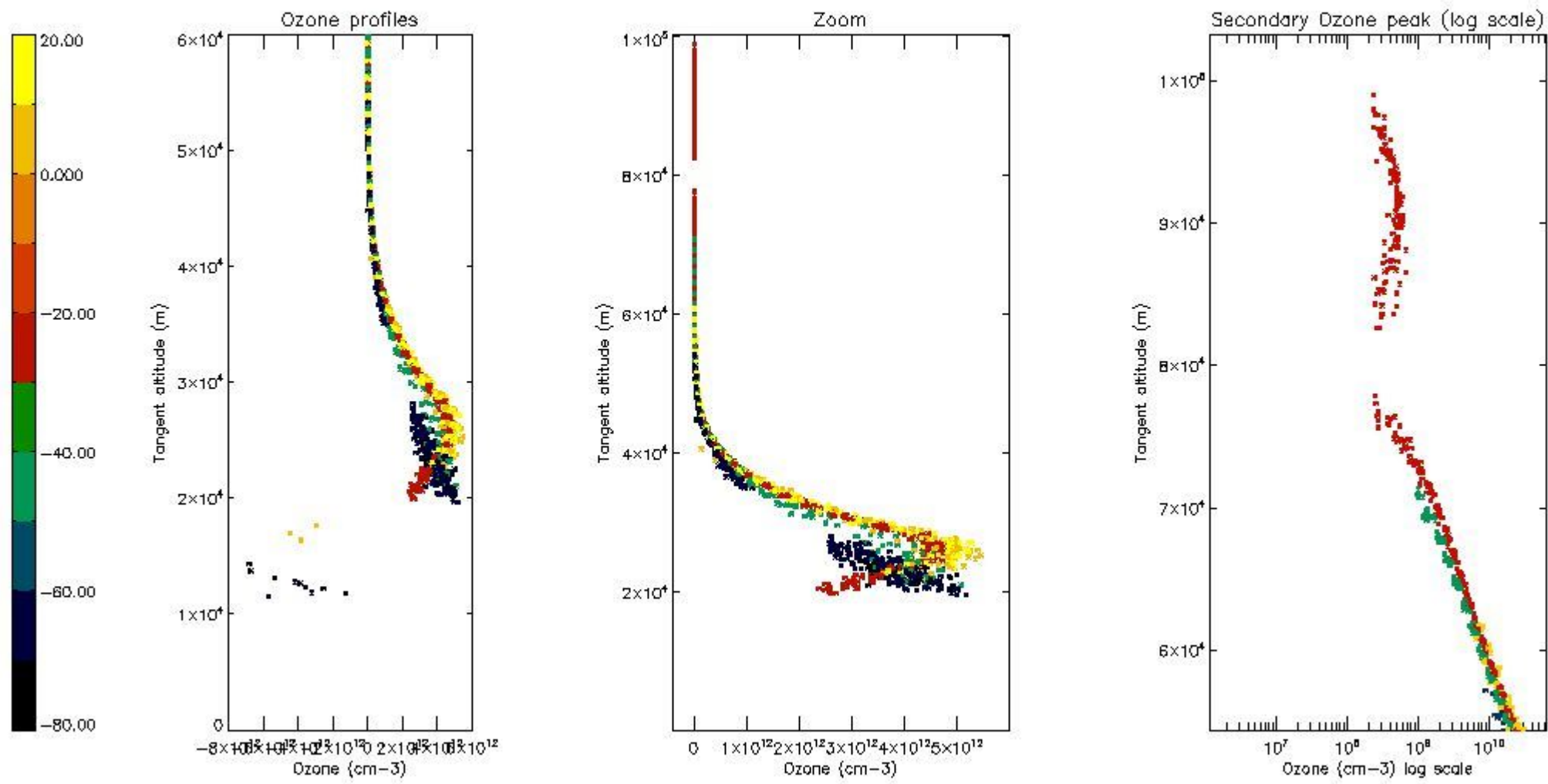
5.3 Plot ozone profiles where STD < 20% (dark without errors)

The colorbar represents the latitude.



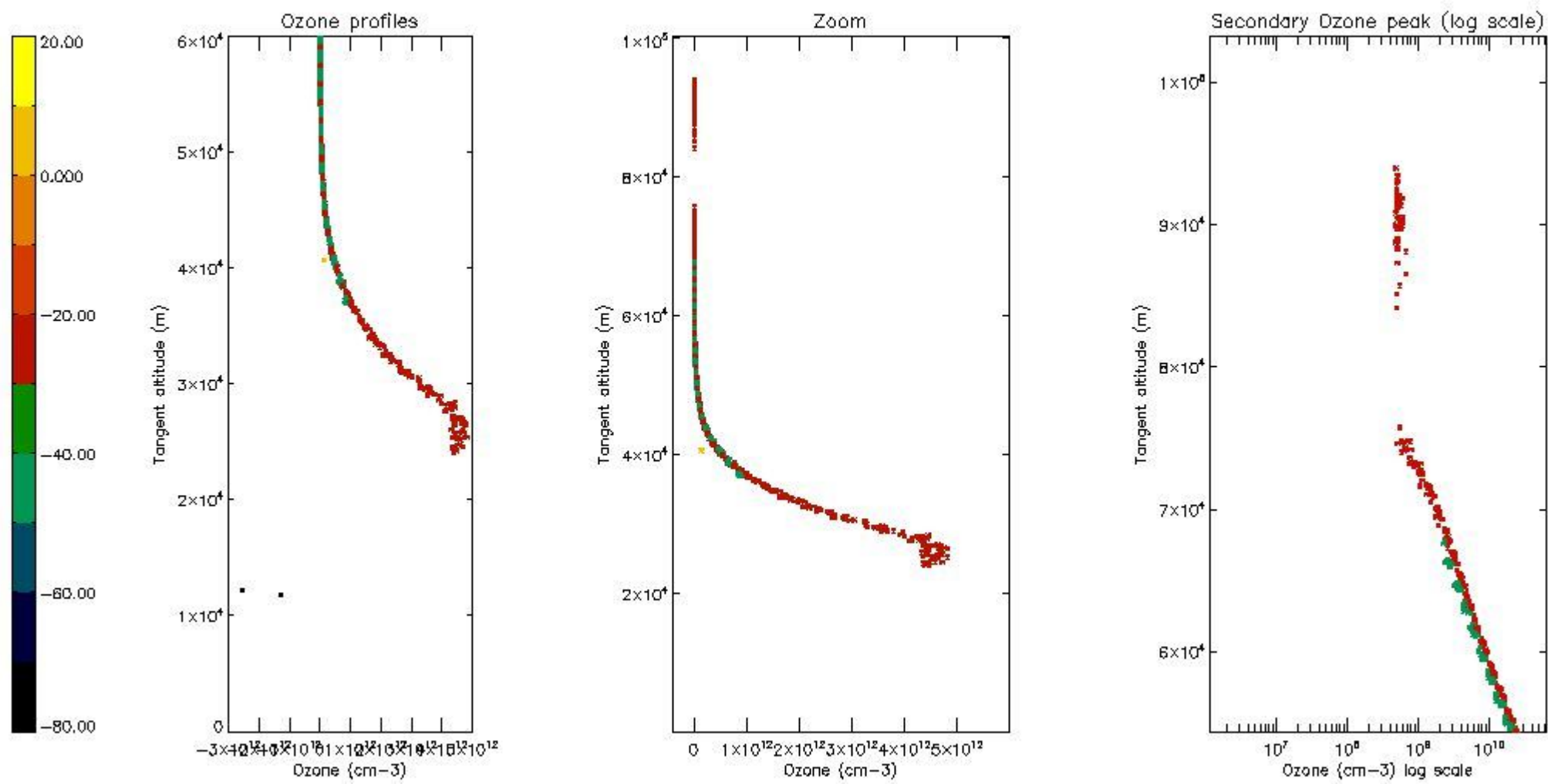
5.4 Plot ozone profiles where STD < 10% (dark without errors)

The colorbar represents the latitude.



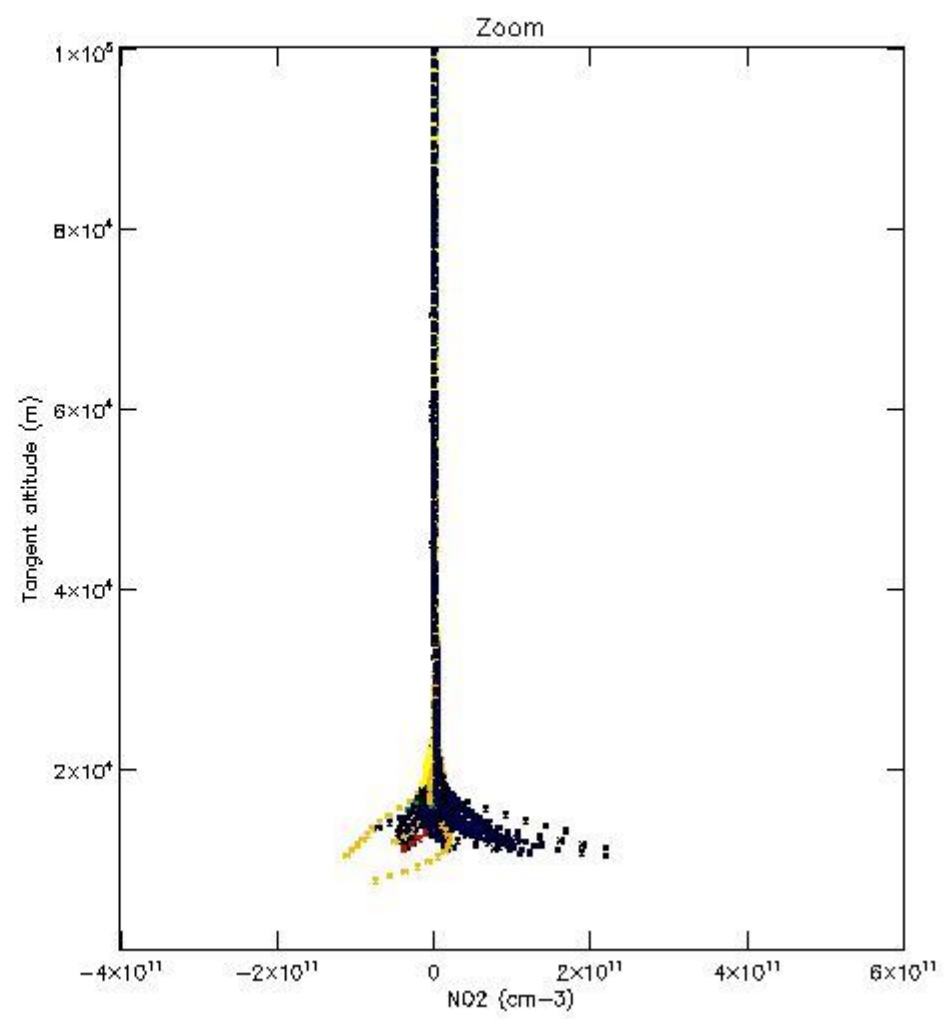
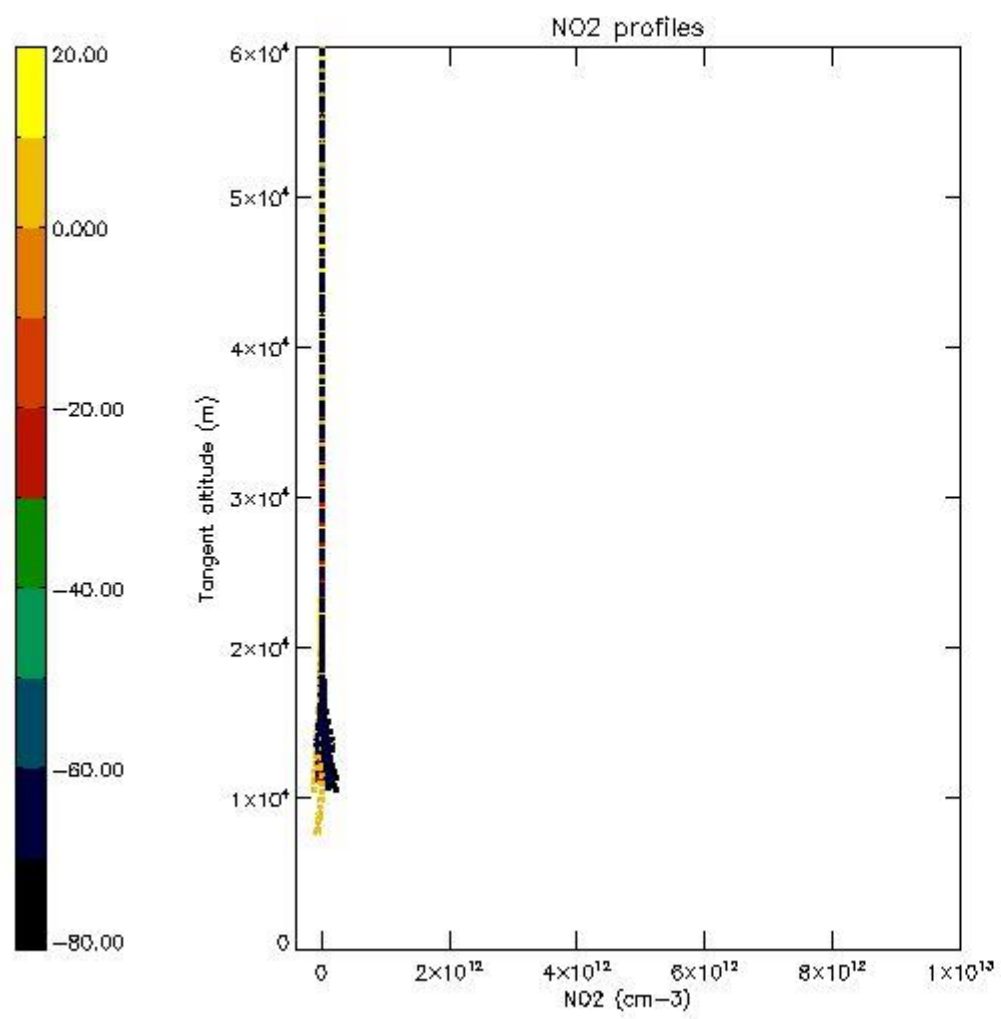
5.5 Plot ozone profiles where STD < 5% (dark without errors)

The colorbar represents the latitude.



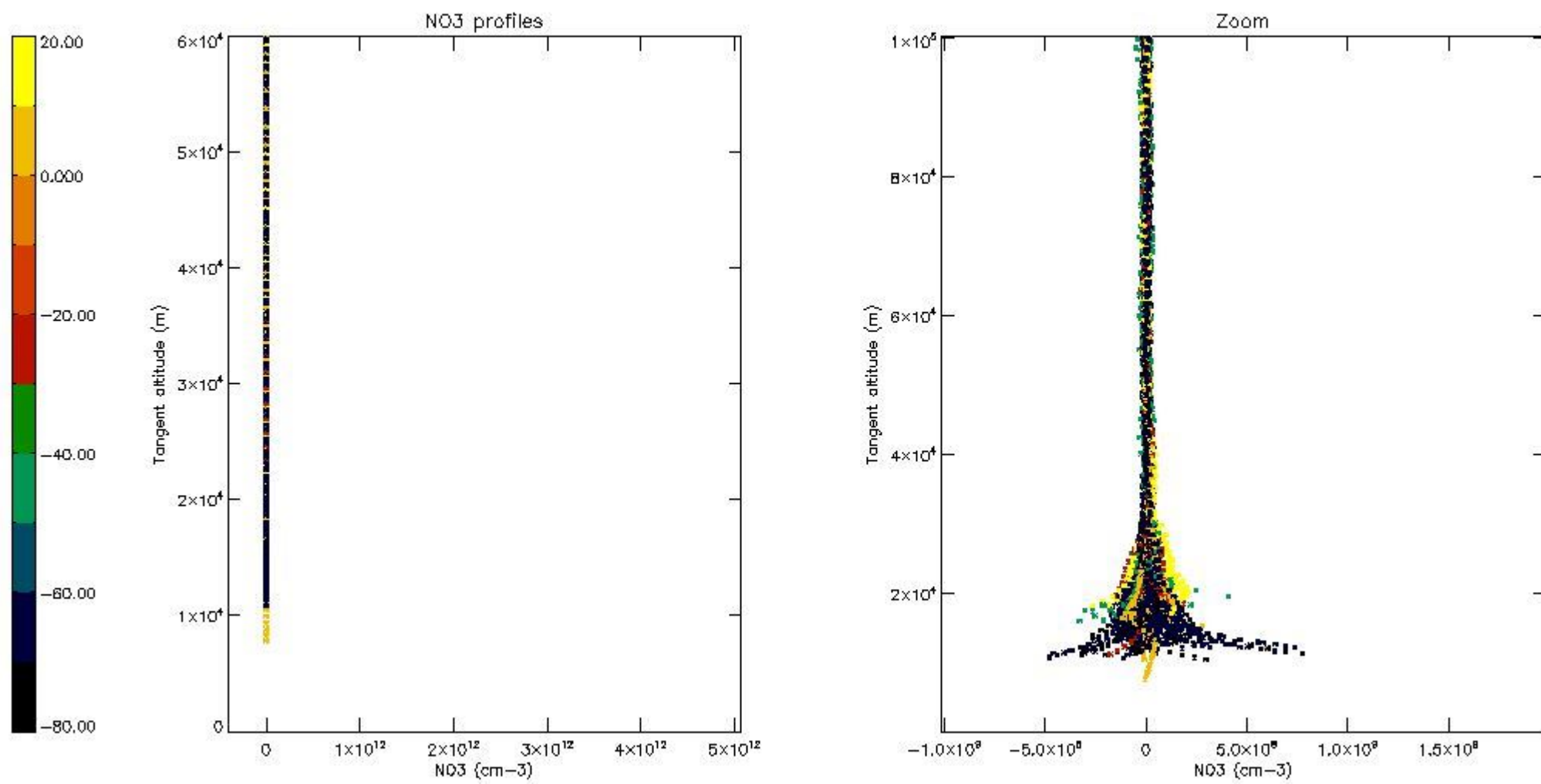
5.6 Plot NO₂ profiles for all STD (dark without errors)

The colorbar represents the latitude.



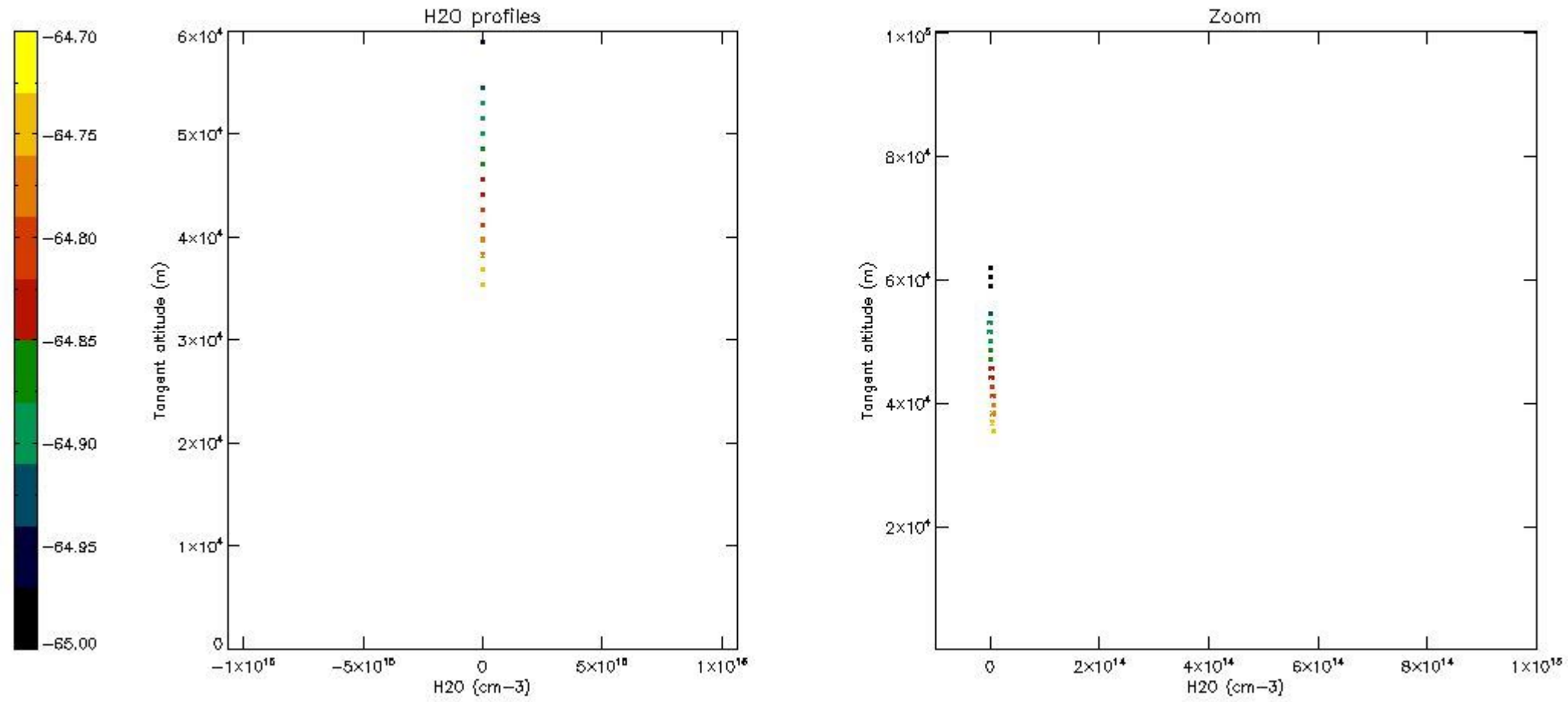
5.7 Plot NO3 profiles for all STD (dark without errors)

The colorbar represents the latitude.



5.8 Plot H₂O profiles for all STD (only for occultations of stars 1,2,3,4,13,14,16,26,63 dark without errors)

The colorbar represents the latitude.



6. Auxiliary Data Files used for the production reported in section 2

The number reported in the third column indicates since which file (see list in section 2) the corresponding auxiliary file has been used. The fourth column is the date of those product files.

| Type | Auxiliary Filename | Used since product | Used since product date |
|---------------------------|---|--------------------|-------------------------|
| INST_PHYS_CHARACTERISTICS | GOM_INS_AXVIEC20091111_143220_20030716_120000_20500101_000000 | 1 | 10-APR-2006 00:05:36 |
| LEVEL-2_PROC_CONFIG | GOM_PR2_AXVIEC20091111_152718_20020301_000000_20500101_000000 | 1 | 10-APR-2006 00:05:36 |
| CROSS_SECTIONS_FILE | GOM_CRS_AXVIEC20091111_154832_20020301_000000_20500101_000000 | 1 | 10-APR-2006 00:05:36 |

GOMOS Level 2 Daily Report

SUMMARY

[1. General Info](#)

[2. Summary of processed GOM_NL_2P products](#)

[3. Level 2 Quality information per product](#)

[3.1 Plot of level 2 quality information per product \(time dependant\)](#)

[3.2 Plot of level 2 quality information per product \(world map\)](#)

[4. Level 1 Quality information per product \(stored on level 2 products\)](#)

[4.1 Plot of level 1 quality information per product \(time dependant\)](#)

[4.1.1 Plot of level 1 quality information per product \(time dependant\): ASCENDING](#)

[4.1.2 Plot of level 1 quality information per product \(time dependant\): DESCENDING](#)

[4.2 Plot of level 1 quality information per product \(world map\)](#)

[4.2.1 Plot of level 1 quality information per product \(world map\): ASCENDING](#)

[4.2.2 Plot of level 1 quality information per product \(world map\): DESCENDING](#)

[5. Ozone profiles based on quality statistics and other trace gas profiles](#)

[5.1 Ozone statistics based on quality of products](#)

[5.2 Plot ozone profiles for all STD \(dark without errors\)](#)

[5.3 Plot ozone profiles where STD < 20% \(dark without errors\)](#)

[5.4. Plot ozone profiles where STD < 10% \(dark without errors\)](#)

[5.5. Plot ozone profiles where STD < 5% \(dark without errors\)](#)

[5.6 Plot NO2 profiles for all STD \(dark without errors\)](#)

[5.7 Plot NO3 profiles for all STD \(dark without errors\)](#)

[5.8 Plot H2O profiles \(only for occultations of stars 1,2,3,4,13,14,16,26,63 dark without errors\) for all STD](#)

[6. Auxiliary Data Files used for the production reported in section 2](#)

This report presents the daily analysis on parameters extracted from GOMOS level 2 data (GOM_NL__2P). It is intended to monitor some important parameters that will impact the quality of these products. A list of level 2 products (and content) that have arrived during the reporting day to the PCF is also given.

| Item | Value |
|---------------------------|---------------------------------|
| Time of report generation | 23APR2013 17:47:48 |
| Data source version | GOMOS/6.01 |
| Start time of products | 10-04-2006 (10APR2006 00:00:00) |
| Stop time of products | 11-04-2006 (11APR2006 00:00:00) |
| Store outputs in DB | Yes |
| Nb of level 2 prods | 341 |
| Nb of prods with errors | 0 |

2. Summary of processed GOM_NL__2P products.

| Nr | Filename | UTC Start time | Limb | Duration | Star Id | Star Name | Star Mag | Star Temp | Nb Meas | Orbit | Prod. error |
|----|--|----------------------|------------|----------|---------|-----------|-----------|-----------|---------|-------|-------------|
| 1 | GOM_NL__2PRFIN20060410_000536_000000342046_00388_21484_8906.N1 | 10-APR-2006 00:05:36 | Bright | 34.000 | 164 | 44Eta Peg | 2.9480 | 5400.0 | 68 | 21484 | No |
| 2 | GOM_NL__2PRFIN20060410_001221_000000572046_00388_21484_8907.N1 | 10-APR-2006 00:12:21 | Twilight | 57.000 | 61 | 8Eps Peg | 2.1000 | 3900.0 | 114 | 21484 | No |
| 3 | GOM_NL__2PRFIN20060410_001449_000000452046_00388_21484_8908.N1 | 10-APR-2006 00:14:49 | Dark | 44.500 | 162 | 34Alp Aqr | 2.9440 | 5350.0 | 89 | 21484 | No |
| 4 | GOM_NL__2PRFIN20060410_001712_000000482046_00388_21484_8909.N1 | 10-APR-2006 00:17:12 | Dark | 47.500 | 154 | 22Bet Aqr | 2.8990 | 5700.0 | 95 | 21484 | No |
| 5 | GOM_NL__2PRFIN20060410_001940_000000422046_00388_21484_8910.N1 | 10-APR-2006 00:19:40 | Dark | 42.000 | 142 | 49Del Cap | 2.8500 | 8900.0 | 84 | 21484 | No |
| 6 | GOM_NL__2PRFIN20060410_003200_000000382046_00389_21485_8888.N1 | 10-APR-2006 00:32:00 | Dark | 38.000 | 45 | Alp Pav | 1.9400 | 26000.0 | 76 | 21485 | No |
| 7 | GOM_NL__2PRFIN20060410_003929_000000382046_00389_21485_8889.N1 | 10-APR-2006 00:39:29 | Dark | 38.000 | 43 | Alp TrA | 1.9100 | 4250.0 | 76 | 21485 | No |
| 8 | GOM_NL__2PRFIN20060410_004130_000000402046_00389_21485_8890.N1 | 10-APR-2006 00:41:30 | Dark | 40.000 | 134 | Bet TrA | 2.8100 | 6600.0 | 80 | 21485 | No |
| 9 | GOM_NL__2PRFIN20060410_004400_000000442046_00389_21485_8891.N1 | 10-APR-2006 00:44:00 | Straylight | 43.500 | 4 | Alp1Cen | -0.010000 | 5800.0 | 87 | 21485 | No |
| 10 | GOM_NL__2PRFIN20060410_004702_000000422046_00389_21485_8892.N1 | 10-APR-2006 00:47:02 | Straylight | 41.500 | 78 | Alp Lup | 2.3040 | 28000.0 | 83 | 21485 | No |
| 11 | GOM_NL__2PRFIN20060410_004921_000000412046_00389_21485_8893.N1 | 10-APR-2006 00:49:21 | Straylight | 41.000 | 64 | Gam Cen | 2.2000 | 10600.0 | 82 | 21485 | No |
| 12 | GOM_NL__2PRFIN20060410_005203_000000402046_00389_21485_8894.N1 | 10-APR-2006 00:52:03 | Straylight | 40.000 | 123 | lot Cen | 2.7500 | 10200.0 | 80 | 21485 | No |
| 13 | GOM_NL__2PRFIN20060410_005634_000000442046_00389_21485_8895.N1 | 10-APR-2006 00:56:34 | Twilight | 44.000 | 106 | 9Bet Crv | 2.6480 | 5600.0 | 88 | 21485 | No |
| 14 | GOM_NL__2PRFIN20060410_005826_000000412046_00389_21485_8896.N1 | 10-APR-2006 00:58:26 | Twilight | 41.000 | 100 | 4Gam Crv | 2.5800 | 13100.0 | 82 | 21485 | No |
| 15 | GOM_NL__2PRFIN20060410_010305_000000392046_00389_21485_8897.N1 | 10-APR-2006 01:03:05 | Bright | 39.000 | 121 | 29Gam Vir | 2.7400 | 7200.0 | 78 | 21485 | No |
| 16 | GOM_NL__2PRFIN20060410_010745_000000352046_00389_21485_8898.N1 | 10-APR-2006 01:07:45 | Bright | 34.500 | 62 | 94Bet Leo | 2.1360 | 9700.0 | 69 | 21485 | No |
| 17 | GOM_NL__2PRFIN20060410_010934_000000362046_00389_21485_8899.N1 | 10-APR-2006 01:09:34 | Bright | 35.500 | 96 | 68Del Leo | 2.5600 | 9300.0 | 71 | 21485 | No |
| 18 | GOM_NL__2PRFIN20060410_011616_000000352046_00389_21485_8900.N1 | 10-APR-2006 01:16:16 | Bright | 34.500 | 174 | 52Psi UMa | 3.0040 | 4400.0 | 69 | 21485 | No |
| 19 | GOM_NL__2PRFIN20060410_011856_000000342046_00389_21485_8901.N1 | 10-APR-2006 01:18:56 | Bright | 33.500 | 87 | 64Gam UMa | 2.4330 | 11000.0 | 67 | 21485 | No |
| 20 | GOM_NL__2PRFIN20060410_012021_000000362046_00389_21485_8902.N1 | 10-APR-2006 01:20:21 | Bright | 36.000 | 32 | 77Eps UMa | 1.7630 | 11000.0 | 72 | 21485 | No |
| 21 | GOM_NL__2PRFIN20060410_012648_000000392046_00389_21485_8903.N1 | 10-APR-2006 01:26:48 | Bright | 38.500 | 60 | 7Bet UMi | 2.0810 | 3950.0 | 77 | 21485 | No |
| 22 | GOM_NL__2PRFIN20060410_012912_000000332046_00389_21485_8904.N1 | 10-APR-2006 01:29:12 | Bright | 32.500 | 49 | 1Alp UMi | 1.9900 | 6300.0 | 65 | 21485 | No |
| 23 | GOM_NL__2PRFIN20060410_013641_000000562046_00389_21485_8905.N1 | 10-APR-2006 01:36:41 | Bright | 56.000 | 89 | 5Alp Cep | 2.4510 | 8000.0 | 112 | 21485 | No |
| 24 | GOM_NL__2PRFIN20060410_014612_000000352046_00389_21485_8906.N1 | 10-APR-2006 01:46:12 | Bright | 35.000 | 164 | 44Eta Peg | 2.9480 | 5400.0 | 70 | 21485 | No |
| 25 | GOM_NL__2PRFIN20060410_015257_000000482046_00389_21485_8907.N1 | 10-APR-2006 01:52:57 | Twilight | 47.500 | 61 | 8Eps Peg | 2.1000 | 3900.0 | 95 | 21485 | No |
| 26 | GOM_NL__2PRFIN20060410_015525_000000442046_00389_21485_8908.N1 | 10-APR-2006 01:55:25 | Dark | 44.000 | 162 | 34Alp Aqr | 2.9440 | 5350.0 | 88 | 21485 | No |
| 27 | GOM_NL__2PRFIN20060410_015748_000000452046_00389_21485_8909.N1 | 10-APR-2006 01:57:48 | Dark | 45.000 | 154 | 22Bet Aqr | 2.8990 | 5700.0 | 90 | 21485 | No |
| 28 | GOM_NL__2PRFIN20060410_020016_000000422046_00389_21485_8910.N1 | 10-APR-2006 02:00:16 | Dark | 42.000 | 142 | 49Del Cap | 2.8500 | 8900.0 | 84 | 21485 | No |
| 29 | GOM_NL__2PRFIN20060410_021236_000000392046_00390_21486_8888.N1 | 10-APR-2006 02:12:36 | Dark | 39.000 | 45 | Alp Pav | 1.9400 | 26000.0 | 78 | 21486 | No |
| 30 | GOM_NL__2PRFIN20060410_022005_000000452046_00390_21486_8889.N1 | 10-APR-2006 02:20:05 | Dark | 45.000 | 43 | Alp TrA | 1.9100 | 4250.0 | 90 | 21486 | No |
| 31 | GOM_NL__2PRFIN20060410_022206_000000392046_00390_21486_8890.N1 | 10-APR-2006 02:22:06 | Dark | 38.500 | 134 | Bet TrA | 2.8100 | 6600.0 | 77 | 21486 | No |
| 32 | GOM_NL__2PRFIN20060410_022437_000000522046_00390_21486_8891.N1 | 10-APR-2006 02:24:37 | Straylight | 52.000 | 4 | Alp1Cen | -0.010000 | 5800.0 | 104 | 21486 | No |
| 33 | GOM_NL__2PRFIN20060410_022739_000000452046_00390_21486_8892.N1 | 10-APR-2006 02:27:39 | Straylight | 45.000 | 78 | Alp Lup | 2.3040 | 28000.0 | 90 | 21486 | No |
| 34 | GOM_NL__2PRFIN20060410_022957_000000402046_00390_21486_8893.N1 | 10-APR-2006 02:29:57 | Straylight | 39.500 | 64 | Gam Cen | 2.2000 | 10600.0 | 79 | 21486 | No |
| 35 | GOM_NL__2PRFIN20060410_023239_000000412046_00390_21486_8894.N1 | 10-APR-2006 02:32:39 | Straylight | 41.000 | 123 | lot Cen | 2.7500 | 10200.0 | 82 | 21486 | No |
| 36 | GOM_NL__2PRFIN20060410_023710_000000432046_00390_21486_8895.N1 | 10-APR-2006 02:37:10 | Twilight | 42.500 | 106 | 9Bet Crv | 2.6480 | 5600.0 | 85 | 21486 | No |
| 37 | GOM_NL__2PRFIN20060410_023902_000000412046_00390_21486_8896.N1 | 10-APR-2006 02:39:02 | Twilight | 41.000 | 100 | 4Gam Crv | 2.5800 | 13100.0 | 82 | 21486 | No |
| 38 | GOM_NL__2PRFIN20060410_024341_000000402046_00390_21486_8897.N1 | 10-APR-2006 02:43:41 | Bright | 39.500 | 121 | 29Gam Vir | 2.7400 | 7200.0 | 79 | 21486 | No |
| 39 | GOM_NL__2PRFIN20060410_024821_000000362046_00390_21486_8898.N1 | 10-APR-2006 02:48:21 | Bright | 36.000 | 62 | 94Bet Leo | 2.1360 | 9700.0 | 72 | 21486 | No |
| 40 | GOM_NL__2PRFIN20060410_025010_000000362046_00390_21486_8899.N1 | 10-APR-2006 02:50:10 | Bright | 36.000 | 96 | 68Del Leo | 2.5600 | 9300.0 | 72 | 21486 | No |
| 41 | GOM_NL__2PRFIN20060410_025652_000000352046_00390_21486_8900.N1 | 10-APR-2006 02:56:52 | Bright | 34.500 | 174 | 52Psi UMa | 3.0040 | 4400.0 | 69 | 21486 | No |
| 42 | GOM_NL__2PRFIN20060410_025932_000000362046_00390_21486_8901.N1 | 10-APR-2006 02:59:32 | Bright | 36.000 | 87 | 64Gam UMa | 2.4330 | 11000.0 | 72 | 21486 | No |

| | | | | | | | | | | | |
|-----|--|----------------------|---------------|--------|-----|-----------|-----------|--------|-----|-------|----|
| 43 | GOM_NL__2PRFIN20060410_030057_000000382046_00390_21486_8902.N1 | 10-APR-2006 03:00:57 | Bright | 37.500 | 32 | 77Eps UMa | 1.7630 | 11000. | 75 | 21486 | No |
| 44 | GOM_NL__2PRFIN20060410_030723_000000392046_00390_21486_8903.N1 | 10-APR-2006 03:07:23 | Bright | 38.500 | 60 | 7Bet UMi | 2.0810 | 3950.0 | 77 | 21486 | No |
| 45 | GOM_NL__2PRFIN20060410_030948_000000352046_00390_21486_8904.N1 | 10-APR-2006 03:09:48 | Bright | 34.500 | 49 | 1Alp UMi | 1.9900 | 6300.0 | 69 | 21486 | No |
| 46 | GOM_NL__2PRFIN20060410_031717_000000372046_00390_21486_8905.N1 | 10-APR-2006 03:17:17 | Bright | 37.000 | 89 | 5Alp Cep | 2.4510 | 8000.0 | 74 | 21486 | No |
| 47 | GOM_NL__2PRFIN20060410_032648_000000522046_00390_21486_8906.N1 | 10-APR-2006 03:26:48 | Bright | 52.000 | 164 | 44Eta Peg | 2.9480 | 5400.0 | 104 | 21486 | No |
| 48 | GOM_NL__2PRFIN20060410_033333_000000492046_00390_21486_8907.N1 | 10-APR-2006 03:33:33 | Twi_and_stray | 48.500 | 61 | 8Eps Peg | 2.1000 | 3900.0 | 97 | 21486 | No |
| 49 | GOM_NL__2PRFIN20060410_033602_000000442046_00390_21486_8908.N1 | 10-APR-2006 03:36:02 | Dark | 43.500 | 162 | 34Alp Aqr | 2.9440 | 5350.0 | 87 | 21486 | No |
| 50 | GOM_NL__2PRFIN20060410_033824_000000462046_00390_21486_8909.N1 | 10-APR-2006 03:38:24 | Dark | 45.500 | 154 | 22Bet Aqr | 2.8990 | 5700.0 | 91 | 21486 | No |
| 51 | GOM_NL__2PRFIN20060410_034053_000000442046_00390_21486_8910.N1 | 10-APR-2006 03:40:53 | Dark | 43.500 | 142 | 49Del Cap | 2.8500 | 8900.0 | 87 | 21486 | No |
| 52 | GOM_NL__2PRFIN20060410_034618_000000402046_00390_21486_8911.N1 | 10-APR-2006 03:46:18 | Dark | 39.500 | 172 | Gam Gru | 3.0030 | 13100. | 79 | 21486 | No |
| 53 | GOM_NL__2PRFIN20060410_035313_000000382046_00391_21487_8888.N1 | 10-APR-2006 03:53:13 | Dark | 37.500 | 45 | Alp Pav | 1.9400 | 26000. | 75 | 21487 | No |
| 54 | GOM_NL__2PRFIN20060410_040042_000000412046_00391_21487_8889.N1 | 10-APR-2006 04:00:42 | Dark | 41.000 | 43 | Alp TrA | 1.9100 | 4250.0 | 82 | 21487 | No |
| 55 | GOM_NL__2PRFIN20060410_040243_000000422046_00391_21487_8890.N1 | 10-APR-2006 04:02:43 | Dark | 42.000 | 134 | Bet TrA | 2.8100 | 6600.0 | 84 | 21487 | No |
| 56 | GOM_NL__2PRFIN20060410_040513_000000442046_00391_21487_8891.N1 | 10-APR-2006 04:05:13 | Straylight | 43.500 | 4 | Alp1Cen | -0.010000 | 5800.0 | 87 | 21487 | No |
| 57 | GOM_NL__2PRFIN20060410_040815_000000442046_00391_21487_8892.N1 | 10-APR-2006 04:08:15 | Straylight | 44.000 | 78 | Alp Lup | 2.3040 | 28000. | 88 | 21487 | No |
| 58 | GOM_NL__2PRFIN20060410_041033_000000392046_00391_21487_8893.N1 | 10-APR-2006 04:10:33 | Straylight | 38.500 | 64 | Gam Cen | 2.2000 | 10600. | 77 | 21487 | No |
| 59 | GOM_NL__2PRFIN20060410_041315_000000432046_00391_21487_8894.N1 | 10-APR-2006 04:13:15 | Straylight | 43.000 | 123 | lot Cen | 2.7500 | 10200. | 86 | 21487 | No |
| 60 | GOM_NL__2PRFIN20060410_041747_000000442046_00391_21487_8895.N1 | 10-APR-2006 04:17:47 | Twi_and_stray | 43.500 | 106 | 9Bet Crv | 2.6480 | 5600.0 | 87 | 21487 | No |
| 61 | GOM_NL__2PRFIN20060410_041939_000000402046_00391_21487_8896.N1 | 10-APR-2006 04:19:39 | Twi_and_stray | 39.500 | 100 | 4Gam Crv | 2.5800 | 13100. | 79 | 21487 | No |
| 62 | GOM_NL__2PRFIN20060410_042417_000000382046_00391_21487_8897.N1 | 10-APR-2006 04:24:17 | Bright | 38.000 | 121 | 29Gam Vir | 2.7400 | 7200.0 | 76 | 21487 | No |
| 63 | GOM_NL__2PRFIN20060410_042858_000000362046_00391_21487_8898.N1 | 10-APR-2006 04:28:58 | Bright | 35.500 | 62 | 94Bet Leo | 2.1360 | 9700.0 | 71 | 21487 | No |
| 64 | GOM_NL__2PRFIN20060410_043046_000000352046_00391_21487_8899.N1 | 10-APR-2006 04:30:46 | Bright | 35.000 | 96 | 68Del Leo | 2.5600 | 9300.0 | 70 | 21487 | No |
| 65 | GOM_NL__2PRFIN20060410_043728_000000352046_00391_21487_8900.N1 | 10-APR-2006 04:37:28 | Bright | 34.500 | 174 | 52Psi UMa | 3.0040 | 4400.0 | 69 | 21487 | No |
| 66 | GOM_NL__2PRFIN20060410_044008_000000352046_00391_21487_8901.N1 | 10-APR-2006 04:40:08 | Bright | 34.500 | 87 | 64Gam UMa | 2.4330 | 11000. | 69 | 21487 | No |
| 67 | GOM_NL__2PRFIN20060410_044133_000000402046_00391_21487_8902.N1 | 10-APR-2006 04:41:33 | Bright | 39.500 | 32 | 77Eps UMa | 1.7630 | 11000. | 79 | 21487 | No |
| 68 | GOM_NL__2PRFIN20060410_044759_000000402046_00391_21487_8903.N1 | 10-APR-2006 04:47:59 | Bright | 40.000 | 60 | 7Bet UMi | 2.0810 | 3950.0 | 80 | 21487 | No |
| 69 | GOM_NL__2PRFIN20060410_045024_000000352046_00391_21487_8904.N1 | 10-APR-2006 04:50:24 | Bright | 34.500 | 49 | 1Alp UMi | 1.9900 | 6300.0 | 69 | 21487 | No |
| 70 | GOM_NL__2PRFIN20060410_045753_000000382046_00391_21487_8905.N1 | 10-APR-2006 04:57:53 | Bright | 38.000 | 89 | 5Alp Cep | 2.4510 | 8000.0 | 76 | 21487 | No |
| 71 | GOM_NL__2PRFIN20060410_050724_000000402046_00391_21487_8906.N1 | 10-APR-2006 05:07:24 | Bright | 39.500 | 164 | 44Eta Peg | 2.9480 | 5400.0 | 79 | 21487 | No |
| 72 | GOM_NL__2PRFIN20060410_051410_000000462046_00391_21487_8907.N1 | 10-APR-2006 05:14:10 | Twi_and_stray | 46.000 | 61 | 8Eps Peg | 2.1000 | 3900.0 | 92 | 21487 | No |
| 73 | GOM_NL__2PRFIN20060410_051638_000000442046_00391_21487_8908.N1 | 10-APR-2006 05:16:38 | Dark | 44.000 | 162 | 34Alp Aqr | 2.9440 | 5350.0 | 88 | 21487 | No |
| 74 | GOM_NL__2PRFIN20060410_051901_000000472046_00391_21487_8909.N1 | 10-APR-2006 05:19:01 | Dark | 47.000 | 154 | 22Bet Aqr | 2.8990 | 5700.0 | 94 | 21487 | No |
| 75 | GOM_NL__2PRFIN20060410_052129_000000452046_00391_21487_8910.N1 | 10-APR-2006 05:21:29 | Dark | 44.500 | 142 | 49Del Cap | 2.8500 | 8900.0 | 89 | 21487 | No |
| 76 | GOM_NL__2PRFIN20060410_052655_000000382046_00391_21487_8911.N1 | 10-APR-2006 05:26:55 | Dark | 38.000 | 172 | Gam Gru | 3.0030 | 13100. | 76 | 21487 | No |
| 77 | GOM_NL__2PRFIN20060410_053349_000000402046_00392_21488_8888.N1 | 10-APR-2006 05:33:49 | Dark | 40.000 | 45 | Alp Pav | 1.9400 | 26000. | 80 | 21488 | No |
| 78 | GOM_NL__2PRFIN20060410_054118_000000422046_00392_21488_8889.N1 | 10-APR-2006 05:41:18 | Dark | 41.500 | 43 | Alp TrA | 1.9100 | 4250.0 | 83 | 21488 | No |
| 79 | GOM_NL__2PRFIN20060410_054319_000000392046_00392_21488_8890.N1 | 10-APR-2006 05:43:19 | Dark | 39.000 | 134 | Bet TrA | 2.8100 | 6600.0 | 78 | 21488 | No |
| 80 | GOM_NL__2PRFIN20060410_054550_000000512046_00392_21488_8891.N1 | 10-APR-2006 05:45:50 | Straylight | 50.500 | 4 | Alp1Cen | -0.010000 | 5800.0 | 101 | 21488 | No |
| 81 | GOM_NL__2PRFIN20060410_054852_000000462046_00392_21488_8892.N1 | 10-APR-2006 05:48:52 | Straylight | 45.500 | 78 | Alp Lup | 2.3040 | 28000. | 91 | 21488 | No |
| 82 | GOM_NL__2PRFIN20060410_055109_000000392046_00392_21488_8893.N1 | 10-APR-2006 05:51:09 | Straylight | 39.000 | 64 | Gam Cen | 2.2000 | 10600. | 78 | 21488 | No |
| 83 | GOM_NL__2PRFIN20060410_055258_000000292046_00392_21488_8894.N1 | 10-APR-2006 05:52:58 | Straylight | 29.000 | 54 | 5The Cen | 2.0550 | 4500.0 | 58 | 21488 | No |
| 84 | GOM_NL__2PRFIN20060410_055352_000000422046_00392_21488_8895.N1 | 10-APR-2006 05:53:52 | Straylight | 41.500 | 123 | lot Cen | 2.7500 | 10200. | 83 | 21488 | No |
| 85 | GOM_NL__2PRFIN20060410_055823_000000422046_00392_21488_8896.N1 | 10-APR-2006 05:58:23 | Twi_and_stray | 41.500 | 106 | 9Bet Crv | 2.6480 | 5600.0 | 83 | 21488 | No |
| 86 | GOM_NL__2PRFIN20060410_060015_000000412046_00392_21488_8897.N1 | 10-APR-2006 06:00:15 | Twi_and_stray | 41.000 | 100 | 4Gam Crv | 2.5800 | 13100. | 82 | 21488 | No |
| 87 | GOM_NL__2PRFIN20060410_060453_000000402046_00392_21488_8898.N1 | 10-APR-2006 06:04:53 | Bright | 40.000 | 121 | 29Gam Vir | 2.7400 | 7200.0 | 80 | 21488 | No |
| 88 | GOM_NL__2PRFIN20060410_060934_000000362046_00392_21488_8899.N1 | 10-APR-2006 06:09:34 | Bright | 36.000 | 62 | 94Bet Leo | 2.1360 | 9700.0 | 72 | 21488 | No |
| 89 | GOM_NL__2PRFIN20060410_061122_000000352046_00392_21488_8900.N1 | 10-APR-2006 06:11:22 | Bright | 35.000 | 96 | 68Del Leo | 2.5600 | 9300.0 | 70 | 21488 | No |
| 90 | GOM_NL__2PRFIN20060410_061804_000000522046_00392_21488_8901.N1 | 10-APR-2006 06:18:04 | Bright | 52.000 | 174 | 52Psi UMa | 3.0040 | 4400.0 | 104 | 21488 | No |
| 91 | GOM_NL__2PRFIN20060410_062044_000000372046_00392_21488_8902.N1 | 10-APR-2006 06:20:44 | Bright | 36.500 | 87 | 64Gam UMa | 2.4330 | 11000. | 73 | 21488 | No |
| 92 | GOM_NL__2PRFIN20060410_062209_000000382046_00392_21488_8903.N1 | 10-APR-2006 06:22:09 | Bright | 38.000 | 32 | 77Eps UMa | 1.7630 | 11000. | 76 | 21488 | No |
| 93 | GOM_NL__2PRFIN20060410_062835_000000402046_00392_21488_8904.N1 | 10-APR-2006 06:28:35 | Bright | 40.000 | 60 | 7Bet UMi | 2.0810 | 3950.0 | 80 | 21488 | No |
| 94 | GOM_NL__2PRFIN20060410_063100_000000352046_00392_21488_8905.N1 | 10-APR-2006 06:31:00 | Bright | 35.000 | 49 | 1Alp UMi | 1.9900 | 6300.0 | 70 | 21488 | No |
| 95 | GOM_NL__2PRFIN20060410_063828_000000392046_00392_21488_8906.N1 | 10-APR-2006 06:38:28 | Bright | 38.500 | 89 | 5Alp Cep | 2.4510 | 8000.0 | 77 | 21488 | No |
| 96 | GOM_NL__2PRFIN20060410_064800_000000522046_00392_21488_8907.N1 | 10-APR-2006 06:48:00 | Bright | 52.000 | 164 | 44Eta Peg | 2.9480 | 5400.0 | 104 | 21488 | No |
| 97 | GOM_NL__2PRFIN20060410_065446_000000502046_00392_21488_8908.N1 | 10-APR-2006 06:54:46 | Twi_and_stray | 49.500 | 61 | 8Eps Peg | 2.1000 | 3900.0 | 99 | 21488 | No |
| 98 | GOM_NL__2PRFIN20060410_065714_000000452046_00392_21488_8909.N1 | 10-APR-2006 06:57:14 | Dark | 44.500 | 162 | 34Alp Aqr | 2.9440 | 5350.0 | 89 | 21488 | No |
| 99 | GOM_NL__2PRFIN20060410_065937_000000462046_00392_21488_8910.N1 | 10-APR-2006 06:59:37 | Dark | 46.000 | 154 | 22Bet Aqr | 2.8990 | 5700.0 | 92 | 21488 | No |
| 100 | GOM_NL__2PRFIN20060410_070205_000000432046_00392_21488_8911.N1 | 10-APR-2006 07:02:05 | Dark | 42.500 | 142 | 49Del Cap | 2.8500 | 8900.0 | 85 | 21488 | No |
| 101 | GOM_NL__2PRFIN20060410_070731_000000402046_00392_21488_8912.N1 | 10-APR-2006 07:07:31 | Dark | 39.500 | 172 | Gam Gru | 3.0030 | 13100. | 79 | 21488 | No |

| | | | | | | | | | | | |
|-----|--|----------------------|---------------|--------|-----|-----------|-----------|--------|-----|-------|----|
| 102 | GOM_NL__2PRFIN20060410_071426_000000422046_00393_21489_8908.N1 | 10-APR-2006 07:14:26 | Dark | 41.500 | 45 | Alp Pav | 1.9400 | 26000. | 83 | 21489 | No |
| 103 | GOM_NL__2PRFIN20060410_072155_000000362046_00393_21489_8909.N1 | 10-APR-2006 07:21:55 | Dark | 36.000 | 43 | Alp TrA | 1.9100 | 4250.0 | 72 | 21489 | No |
| 104 | GOM_NL__2PRFIN20060410_072356_000000382046_00393_21489_8910.N1 | 10-APR-2006 07:23:56 | Dark | 38.000 | 134 | Bet TrA | 2.8100 | 6600.0 | 76 | 21489 | No |
| 105 | GOM_NL__2PRFIN20060410_072626_000000502046_00393_21489_8911.N1 | 10-APR-2006 07:26:26 | Straylight | 50.000 | 4 | Alp1Cen | -0.010000 | 5800.0 | 100 | 21489 | No |
| 106 | GOM_NL__2PRFIN20060410_072928_000000442046_00393_21489_8912.N1 | 10-APR-2006 07:29:28 | Straylight | 44.000 | 78 | Alp Lup | 2.3040 | 28000. | 88 | 21489 | No |
| 107 | GOM_NL__2PRFIN20060410_073146_000000392046_00393_21489_8913.N1 | 10-APR-2006 07:31:46 | Straylight | 39.000 | 64 | Gam Cen | 2.2000 | 10600. | 78 | 21489 | No |
| 108 | GOM_NL__2PRFIN20060410_073335_000000292046_00393_21489_8914.N1 | 10-APR-2006 07:33:35 | Straylight | 29.000 | 54 | 5The Cen | 2.0550 | 4500.0 | 58 | 21489 | No |
| 109 | GOM_NL__2PRFIN20060410_073428_000000402046_00393_21489_8915.N1 | 10-APR-2006 07:34:28 | Straylight | 40.000 | 123 | lot Cen | 2.7500 | 10200. | 80 | 21489 | No |
| 110 | GOM_NL__2PRFIN20060410_073859_000000422046_00393_21489_8916.N1 | 10-APR-2006 07:38:59 | Twi_and_stray | 42.000 | 106 | 9Bet Crv | 2.6480 | 5600.0 | 84 | 21489 | No |
| 111 | GOM_NL__2PRFIN20060410_074051_000000412046_00393_21489_8917.N1 | 10-APR-2006 07:40:51 | Twi_and_stray | 40.500 | 100 | 4Gam Crv | 2.5800 | 13100. | 81 | 21489 | No |
| 112 | GOM_NL__2PRFIN20060410_074529_000000392046_00393_21489_8918.N1 | 10-APR-2006 07:45:29 | Bright | 39.000 | 121 | 29Gam Vir | 2.7400 | 7200.0 | 78 | 21489 | No |
| 113 | GOM_NL__2PRFIN20060410_075009_000000372046_00393_21489_8919.N1 | 10-APR-2006 07:50:09 | Bright | 37.000 | 62 | 94Bet Leo | 2.1360 | 9700.0 | 74 | 21489 | No |
| 114 | GOM_NL__2PRFIN20060410_075159_000000362046_00393_21489_8920.N1 | 10-APR-2006 07:51:59 | Bright | 35.500 | 96 | 68Del Leo | 2.5600 | 9300.0 | 71 | 21489 | No |
| 115 | GOM_NL__2PRFIN20060410_075840_000000522046_00393_21489_8921.N1 | 10-APR-2006 07:58:40 | Bright | 52.000 | 174 | 52Psi UMa | 3.0040 | 4400.0 | 104 | 21489 | No |
| 116 | GOM_NL__2PRFIN20060410_080120_000000362046_00393_21489_8922.N1 | 10-APR-2006 08:01:20 | Bright | 36.000 | 87 | 64Gam UMa | 2.4330 | 11000. | 72 | 21489 | No |
| 117 | GOM_NL__2PRFIN20060410_080244_000000392046_00393_21489_8923.N1 | 10-APR-2006 08:02:44 | Bright | 38.500 | 32 | 77Eps UMa | 1.7630 | 11000. | 77 | 21489 | No |
| 118 | GOM_NL__2PRFIN20060410_080910_000000412046_00393_21489_8924.N1 | 10-APR-2006 08:09:10 | Bright | 40.500 | 60 | 7Bet UMi | 2.0810 | 3950.0 | 81 | 21489 | No |
| 119 | GOM_NL__2PRFIN20060410_081136_000000352046_00393_21489_8925.N1 | 10-APR-2006 08:11:36 | Bright | 34.500 | 49 | 1Alp UMi | 1.9900 | 6300.0 | 69 | 21489 | No |
| 120 | GOM_NL__2PRFIN20060410_081904_000000382046_00393_21489_8926.N1 | 10-APR-2006 08:19:04 | Bright | 38.000 | 89 | 5Alp Cep | 2.4510 | 8000.0 | 76 | 21489 | No |
| 121 | GOM_NL__2PRFIN20060410_082836_000000522046_00393_21489_8927.N1 | 10-APR-2006 08:28:36 | Bright | 52.000 | 164 | 44Eta Peg | 2.9480 | 5400.0 | 104 | 21489 | No |
| 122 | GOM_NL__2PRFIN20060410_083522_000000502046_00393_21489_8928.N1 | 10-APR-2006 08:35:22 | Twi_and_stray | 49.500 | 61 | 8Eps Peg | 2.1000 | 3900.0 | 99 | 21489 | No |
| 123 | GOM_NL__2PRFIN20060410_083751_000000462046_00393_21489_8929.N1 | 10-APR-2006 08:37:51 | Dark | 45.500 | 162 | 34Alp Aqr | 2.9440 | 5350.0 | 91 | 21489 | No |
| 124 | GOM_NL__2PRFIN20060410_084014_000000472046_00393_21489_8930.N1 | 10-APR-2006 08:40:14 | Dark | 46.500 | 154 | 22Bet Aqr | 2.8990 | 5700.0 | 93 | 21489 | No |
| 125 | GOM_NL__2PRFIN20060410_084242_000000432046_00393_21489_8931.N1 | 10-APR-2006 08:42:42 | Dark | 43.000 | 142 | 49Del Cap | 2.8500 | 8900.0 | 86 | 21489 | No |
| 126 | GOM_NL__2PRFIN20060410_084807_000000382046_00393_21489_8932.N1 | 10-APR-2006 08:48:07 | Dark | 37.500 | 172 | Gam Gru | 3.0030 | 13100. | 75 | 21489 | No |
| 127 | GOM_NL__2PRFIN20060410_085502_000000392046_00394_21490_8908.N1 | 10-APR-2006 08:55:02 | Dark | 38.500 | 45 | Alp Pav | 1.9400 | 26000. | 77 | 21490 | No |
| 128 | GOM_NL__2PRFIN20060410_090231_000000402046_00394_21490_8909.N1 | 10-APR-2006 09:02:31 | Dark | 39.500 | 43 | Alp TrA | 1.9100 | 4250.0 | 79 | 21490 | No |
| 129 | GOM_NL__2PRFIN20060410_090432_000000392046_00394_21490_8910.N1 | 10-APR-2006 09:04:32 | Dark | 38.500 | 134 | Bet TrA | 2.8100 | 6600.0 | 77 | 21490 | No |
| 130 | GOM_NL__2PRFIN20060410_090702_000000452046_00394_21490_8911.N1 | 10-APR-2006 09:07:02 | Straylight | 44.500 | 4 | Alp1Cen | -0.010000 | 5800.0 | 89 | 21490 | No |
| 131 | GOM_NL__2PRFIN20060410_091005_000000442046_00394_21490_8912.N1 | 10-APR-2006 09:10:05 | Straylight | 44.000 | 78 | Alp Lup | 2.3040 | 28000. | 88 | 21490 | No |
| 132 | GOM_NL__2PRFIN20060410_091222_000000392046_00394_21490_8913.N1 | 10-APR-2006 09:12:22 | Straylight | 39.000 | 64 | Gam Cen | 2.2000 | 10600. | 78 | 21490 | No |
| 133 | GOM_NL__2PRFIN20060410_091411_000000352046_00394_21490_8914.N1 | 10-APR-2006 09:14:11 | Straylight | 35.000 | 54 | 5The Cen | 2.0550 | 4500.0 | 70 | 21490 | No |
| 134 | GOM_NL__2PRFIN20060410_091935_000000442046_00394_21490_8915.N1 | 10-APR-2006 09:19:35 | Twi_and_stray | 43.500 | 106 | 9Bet Crv | 2.6480 | 5600.0 | 87 | 21490 | No |
| 135 | GOM_NL__2PRFIN20060410_092127_000000392046_00394_21490_8916.N1 | 10-APR-2006 09:21:27 | Twi_and_stray | 39.000 | 100 | 4Gam Crv | 2.5800 | 13100. | 78 | 21490 | No |
| 136 | GOM_NL__2PRFIN20060410_092605_000000402046_00394_21490_8917.N1 | 10-APR-2006 09:26:05 | Bright | 39.500 | 121 | 29Gam Vir | 2.7400 | 7200.0 | 79 | 21490 | No |
| 137 | GOM_NL__2PRFIN20060410_093045_000000362046_00394_21490_8918.N1 | 10-APR-2006 09:30:45 | Bright | 36.000 | 62 | 94Bet Leo | 2.1360 | 9700.0 | 72 | 21490 | No |
| 138 | GOM_NL__2PRFIN20060410_093235_000000352046_00394_21490_8919.N1 | 10-APR-2006 09:32:35 | Bright | 34.500 | 96 | 68Del Leo | 2.5600 | 9300.0 | 69 | 21490 | No |
| 139 | GOM_NL__2PRFIN20060410_093916_000000342046_00394_21490_8920.N1 | 10-APR-2006 09:39:16 | Bright | 33.500 | 174 | 52Psi UMa | 3.0040 | 4400.0 | 67 | 21490 | No |
| 140 | GOM_NL__2PRFIN20060410_094156_000000362046_00394_21490_8921.N1 | 10-APR-2006 09:41:56 | Bright | 35.500 | 87 | 64Gam UMa | 2.4330 | 11000. | 71 | 21490 | No |
| 141 | GOM_NL__2PRFIN20060410_094320_000000372046_00394_21490_8922.N1 | 10-APR-2006 09:43:20 | Bright | 37.000 | 32 | 77Eps UMa | 1.7630 | 11000. | 74 | 21490 | No |
| 142 | GOM_NL__2PRFIN20060410_094946_000000402046_00394_21490_8923.N1 | 10-APR-2006 09:49:46 | Bright | 40.000 | 60 | 7Bet UMi | 2.0810 | 3950.0 | 80 | 21490 | No |
| 143 | GOM_NL__2PRFIN20060410_095212_000000352046_00394_21490_8924.N1 | 10-APR-2006 09:52:12 | Bright | 35.000 | 49 | 1Alp UMi | 1.9900 | 6300.0 | 70 | 21490 | No |
| 144 | GOM_NL__2PRFIN20060410_095940_000000382046_00394_21490_8925.N1 | 10-APR-2006 09:59:40 | Bright | 38.000 | 89 | 5Alp Cep | 2.4510 | 8000.0 | 76 | 21490 | No |
| 145 | GOM_NL__2PRFIN20060410_100913_000000352046_00394_21490_8926.N1 | 10-APR-2006 10:09:13 | Bright | 35.000 | 164 | 44Eta Peg | 2.9480 | 5400.0 | 70 | 21490 | No |
| 146 | GOM_NL__2PRFIN20060410_101559_000000502046_00394_21490_8927.N1 | 10-APR-2006 10:15:59 | Twi_and_stray | 49.500 | 61 | 8Eps Peg | 2.1000 | 3900.0 | 99 | 21490 | No |
| 147 | GOM_NL__2PRFIN20060410_101827_000000422046_00394_21490_8928.N1 | 10-APR-2006 10:18:27 | Dark | 42.000 | 162 | 34Alp Aqr | 2.9440 | 5350.0 | 84 | 21490 | No |
| 148 | GOM_NL__2PRFIN20060410_102050_000000472046_00394_21490_8929.N1 | 10-APR-2006 10:20:50 | Dark | 47.000 | 154 | 22Bet Aqr | 2.8990 | 5700.0 | 94 | 21490 | No |
| 149 | GOM_NL__2PRFIN20060410_102318_000000422046_00394_21490_8930.N1 | 10-APR-2006 10:23:18 | Dark | 41.500 | 142 | 49Del Cap | 2.8500 | 8900.0 | 83 | 21490 | No |
| 150 | GOM_NL__2PRFIN20060410_102844_000000382046_00394_21490_8931.N1 | 10-APR-2006 10:28:44 | Dark | 38.000 | 172 | Gam Gru | 3.0030 | 13100. | 76 | 21490 | No |
| 151 | GOM_NL__2PRFIN20060410_103538_000000382046_00395_21491_8908.N1 | 10-APR-2006 10:35:38 | Dark | 37.500 | 45 | Alp Pav | 1.9400 | 26000. | 75 | 21491 | No |
| 152 | GOM_NL__2PRFIN20060410_104307_000000382046_00395_21491_8909.N1 | 10-APR-2006 10:43:07 | Dark | 37.500 | 43 | Alp TrA | 1.9100 | 4250.0 | 75 | 21491 | No |
| 153 | GOM_NL__2PRFIN20060410_104508_000000382046_00395_21491_8910.N1 | 10-APR-2006 10:45:08 | Dark | 38.000 | 134 | Bet TrA | 2.8100 | 6600.0 | 76 | 21491 | No |
| 154 | GOM_NL__2PRFIN20060410_104739_000000452046_00395_21491_8911.N1 | 10-APR-2006 10:47:39 | Straylight | 45.000 | 4 | Alp1Cen | -0.010000 | 5800.0 | 90 | 21491 | No |
| 155 | GOM_NL__2PRFIN20060410_105041_000000422046_00395_21491_8912.N1 | 10-APR-2006 10:50:41 | Straylight | 41.500 | 78 | Alp Lup | 2.3040 | 28000. | 83 | 21491 | No |
| 156 | GOM_NL__2PRFIN20060410_105258_000000372046_00395_21491_8913.N1 | 10-APR-2006 10:52:58 | Straylight | 36.500 | 64 | Gam Cen | 2.2000 | 10600. | 73 | 21491 | No |
| 157 | GOM_NL__2PRFIN20060410_105447_000000352046_00395_21491_8914.N1 | 10-APR-2006 10:54:47 | Straylight | 35.000 | 54 | 5The Cen | 2.0550 | 4500.0 | 70 | 21491 | No |
| 158 | GOM_NL__2PRFIN20060410_110011_000000432046_00395_21491_8915.N1 | 10-APR-2006 11:00:11 | Twi_and_stray | 42.500 | 106 | 9Bet Crv | 2.6480 | 5600.0 | 85 | 21491 | No |
| 159 | GOM_NL__2PRFIN20060410_110203_000000402046_00395_21491_8916.N1 | 10-APR-2006 11:02:03 | Twi_and_stray | 40.000 | 100 | 4Gam Crv | 2.5800 | 13100. | 80 | 21491 | No |
| 160 | GOM_NL__2PRFIN20060410_110641_000000402046_00395_21491_8917.N1 | 10-APR-2006 11:06:41 | Bright | 39.500 | 121 | 29Gam Vir | 2.7400 | 7200.0 | 79 | 21491 | No |

| | | | | | | | | | | | |
|-----|--|----------------------|---------------|--------|-----|-----------|-----------|--------|-----|-------|----|
| 161 | GOM_NL__2PRFIN20060410_111121_000000372046_00395_21491_8918.N1 | 10-APR-2006 11:11:21 | Bright | 37.000 | 62 | 94Bet Leo | 2.1360 | 9700.0 | 74 | 21491 | No |
| 162 | GOM_NL__2PRFIN20060410_111311_000000352046_00395_21491_8919.N1 | 10-APR-2006 11:13:11 | Bright | 34.500 | 96 | 68Del Leo | 2.5600 | 9300.0 | 69 | 21491 | No |
| 163 | GOM_NL__2PRFIN20060410_111952_000000352046_00395_21491_8920.N1 | 10-APR-2006 11:19:52 | Bright | 35.000 | 174 | 52Psi UMa | 3.0040 | 4400.0 | 70 | 21491 | No |
| 164 | GOM_NL__2PRFIN20060410_112232_000000362046_00395_21491_8921.N1 | 10-APR-2006 11:22:32 | Bright | 35.500 | 87 | 64Gam UMa | 2.4330 | 11000. | 71 | 21491 | No |
| 165 | GOM_NL__2PRFIN20060410_112355_000000392046_00395_21491_8922.N1 | 10-APR-2006 11:23:55 | Bright | 38.500 | 32 | 77Eps UMa | 1.7630 | 11000. | 77 | 21491 | No |
| 166 | GOM_NL__2PRFIN20060410_113022_000000392046_00395_21491_8923.N1 | 10-APR-2006 11:30:22 | Bright | 39.000 | 60 | 7Bet UMi | 2.0810 | 3950.0 | 78 | 21491 | No |
| 167 | GOM_NL__2PRFIN20060410_113247_000000522046_00395_21491_8924.N1 | 10-APR-2006 11:32:47 | Bright | 52.000 | 49 | 1Alp UMi | 1.9900 | 6300.0 | 104 | 21491 | No |
| 168 | GOM_NL__2PRFIN20060410_114016_000000372046_00395_21491_8925.N1 | 10-APR-2006 11:40:16 | Bright | 36.500 | 89 | 5Alp Cep | 2.4510 | 8000.0 | 73 | 21491 | No |
| 169 | GOM_NL__2PRFIN20060410_114949_000000352046_00395_21491_8926.N1 | 10-APR-2006 11:49:49 | Bright | 35.000 | 164 | 44Eta Peg | 2.9480 | 5400.0 | 70 | 21491 | No |
| 170 | GOM_NL__2PRFIN20060410_115635_000000462046_00395_21491_8927.N1 | 10-APR-2006 11:56:35 | Twi_and_stray | 45.500 | 61 | 8Eps Peg | 2.1000 | 3900.0 | 91 | 21491 | No |
| 171 | GOM_NL__2PRFIN20060410_115903_000000422046_00395_21491_8928.N1 | 10-APR-2006 11:59:03 | Dark | 41.500 | 162 | 34Alp Aqr | 2.9440 | 5350.0 | 83 | 21491 | No |
| 172 | GOM_NL__2PRFIN20060410_120127_000000452046_00395_21491_8929.N1 | 10-APR-2006 12:01:27 | Dark | 45.000 | 154 | 22Bet Aqr | 2.8990 | 5700.0 | 90 | 21491 | No |
| 173 | GOM_NL__2PRFIN20060410_120355_000000422046_00395_21491_8930.N1 | 10-APR-2006 12:03:55 | Dark | 42.000 | 142 | 49Del Cap | 2.8500 | 8900.0 | 84 | 21491 | No |
| 174 | GOM_NL__2PRFIN20060410_120920_000000392046_00395_21491_8931.N1 | 10-APR-2006 12:09:20 | Dark | 39.000 | 172 | Gam Gru | 3.0030 | 13100. | 78 | 21491 | No |
| 175 | GOM_NL__2PRFIN20060410_121615_000000452046_00396_21492_8908.N1 | 10-APR-2006 12:16:15 | Dark | 44.500 | 45 | Alp Pav | 1.9400 | 26000. | 89 | 21492 | No |
| 176 | GOM_NL__2PRFIN20060410_122344_000000412046_00396_21492_8909.N1 | 10-APR-2006 12:23:44 | Dark | 41.000 | 43 | Alp TrA | 1.9100 | 4250.0 | 82 | 21492 | No |
| 177 | GOM_NL__2PRFIN20060410_122545_000000402046_00396_21492_8910.N1 | 10-APR-2006 12:25:45 | Dark | 40.000 | 134 | Bet TrA | 2.8100 | 6600.0 | 80 | 21492 | No |
| 178 | GOM_NL__2PRFIN20060410_122815_000000462046_00396_21492_8911.N1 | 10-APR-2006 12:28:15 | Straylight | 46.000 | 4 | Alp1Cen | -0.010000 | 5800.0 | 92 | 21492 | No |
| 179 | GOM_NL__2PRFIN20060410_123117_000000412046_00396_21492_8912.N1 | 10-APR-2006 12:31:17 | Straylight | 41.000 | 78 | Alp Lup | 2.3040 | 28000. | 82 | 21492 | No |
| 180 | GOM_NL__2PRFIN20060410_123334_000000402046_00396_21492_8913.N1 | 10-APR-2006 12:33:34 | Straylight | 40.000 | 64 | Gam Cen | 2.2000 | 10600. | 80 | 21492 | No |
| 181 | GOM_NL__2PRFIN20060410_123523_000000402046_00396_21492_8914.N1 | 10-APR-2006 12:35:23 | Straylight | 40.000 | 54 | 5The Cen | 2.0550 | 4500.0 | 80 | 21492 | No |
| 182 | GOM_NL__2PRFIN20060410_124047_000000442046_00396_21492_8915.N1 | 10-APR-2006 12:40:47 | Twi_and_stray | 43.500 | 106 | 9Bet Crv | 2.6480 | 5600.0 | 87 | 21492 | No |
| 183 | GOM_NL__2PRFIN20060410_124239_000000412046_00396_21492_8916.N1 | 10-APR-2006 12:42:39 | Twi_and_stray | 41.000 | 100 | 4Gam Crv | 2.5800 | 13100. | 82 | 21492 | No |
| 184 | GOM_NL__2PRFIN20060410_124717_000000392046_00396_21492_8917.N1 | 10-APR-2006 12:47:17 | Bright | 39.000 | 121 | 29Gam Vir | 2.7400 | 7200.0 | 78 | 21492 | No |
| 185 | GOM_NL__2PRFIN20060410_125157_000000352046_00396_21492_8918.N1 | 10-APR-2006 12:51:57 | Bright | 35.000 | 62 | 94Bet Leo | 2.1360 | 9700.0 | 70 | 21492 | No |
| 186 | GOM_NL__2PRFIN20060410_125347_000000352046_00396_21492_8919.N1 | 10-APR-2006 12:53:47 | Bright | 34.500 | 96 | 68Del Leo | 2.5600 | 9300.0 | 69 | 21492 | No |
| 187 | GOM_NL__2PRFIN20060410_130028_000000352046_00396_21492_8920.N1 | 10-APR-2006 13:00:28 | Bright | 34.500 | 174 | 52Psi UMa | 3.0040 | 4400.0 | 69 | 21492 | No |
| 188 | GOM_NL__2PRFIN20060410_130307_000000362046_00396_21492_8921.N1 | 10-APR-2006 13:03:07 | Bright | 36.000 | 87 | 64Gam UMa | 2.4330 | 11000. | 72 | 21492 | No |
| 189 | GOM_NL__2PRFIN20060410_130431_000000392046_00396_21492_8922.N1 | 10-APR-2006 13:04:31 | Bright | 38.500 | 32 | 77Eps UMa | 1.7630 | 11000. | 77 | 21492 | No |
| 190 | GOM_NL__2PRFIN20060410_131057_000000402046_00396_21492_8923.N1 | 10-APR-2006 13:10:57 | Bright | 40.000 | 60 | 7Bet UMi | 2.0810 | 3950.0 | 80 | 21492 | No |
| 191 | GOM_NL__2PRFIN20060410_131323_000000332046_00396_21492_8924.N1 | 10-APR-2006 13:13:23 | Bright | 32.500 | 49 | 1Alp UMi | 1.9900 | 6300.0 | 65 | 21492 | No |
| 192 | GOM_NL__2PRFIN20060410_132052_000000392046_00396_21492_8925.N1 | 10-APR-2006 13:20:52 | Bright | 38.500 | 89 | 5Alp Cep | 2.4510 | 8000.0 | 77 | 21492 | No |
| 193 | GOM_NL__2PRFIN20060410_133025_000000352046_00396_21492_8926.N1 | 10-APR-2006 13:30:25 | Bright | 35.000 | 164 | 44Eta Peg | 2.9480 | 5400.0 | 70 | 21492 | No |
| 194 | GOM_NL__2PRFIN20060410_133711_000000492046_00396_21492_8927.N1 | 10-APR-2006 13:37:11 | Twi_and_stray | 49.000 | 61 | 8Eps Peg | 2.1000 | 3900.0 | 98 | 21492 | No |
| 195 | GOM_NL__2PRFIN20060410_133940_000000442046_00396_21492_8928.N1 | 10-APR-2006 13:39:40 | Dark | 44.000 | 162 | 34Alp Aqr | 2.9440 | 5350.0 | 88 | 21492 | No |
| 196 | GOM_NL__2PRFIN20060410_134203_000000452046_00396_21492_8929.N1 | 10-APR-2006 13:42:03 | Dark | 45.000 | 154 | 22Bet Aqr | 2.8990 | 5700.0 | 90 | 21492 | No |
| 197 | GOM_NL__2PRFIN20060410_134431_000000422046_00396_21492_8930.N1 | 10-APR-2006 13:44:31 | Dark | 41.500 | 142 | 49Del Cap | 2.8500 | 8900.0 | 83 | 21492 | No |
| 198 | GOM_NL__2PRFIN20060410_134956_000000392046_00396_21492_8931.N1 | 10-APR-2006 13:49:56 | Dark | 39.000 | 172 | Gam Gru | 3.0030 | 13100. | 78 | 21492 | No |
| 199 | GOM_NL__2PRFIN20060410_135651_000000382046_00397_21493_8908.N1 | 10-APR-2006 13:56:51 | Dark | 37.500 | 45 | Alp Pav | 1.9400 | 26000. | 75 | 21493 | No |
| 200 | GOM_NL__2PRFIN20060410_140420_000000442046_00397_21493_8909.N1 | 10-APR-2006 14:04:20 | Dark | 43.500 | 43 | Alp TrA | 1.9100 | 4250.0 | 87 | 21493 | No |
| 201 | GOM_NL__2PRFIN20060410_140621_000000392046_00397_21493_8910.N1 | 10-APR-2006 14:06:21 | Dark | 39.000 | 134 | Bet TrA | 2.8100 | 6600.0 | 78 | 21493 | No |
| 202 | GOM_NL__2PRFIN20060410_140851_000000402046_00397_21493_8911.N1 | 10-APR-2006 14:08:51 | Straylight | 40.000 | 4 | Alp1Cen | -0.010000 | 5800.0 | 80 | 21493 | No |
| 203 | GOM_NL__2PRFIN20060410_141154_000000452046_00397_21493_8912.N1 | 10-APR-2006 14:11:54 | Straylight | 44.500 | 78 | Alp Lup | 2.3040 | 28000. | 89 | 21493 | No |
| 204 | GOM_NL__2PRFIN20060410_141410_000000412046_00397_21493_8913.N1 | 10-APR-2006 14:14:10 | Straylight | 41.000 | 64 | Gam Cen | 2.2000 | 10600. | 82 | 21493 | No |
| 205 | GOM_NL__2PRFIN20060410_141600_000000402046_00397_21493_8914.N1 | 10-APR-2006 14:16:00 | Straylight | 39.500 | 54 | 5The Cen | 2.0550 | 4500.0 | 79 | 21493 | No |
| 206 | GOM_NL__2PRFIN20060410_142123_000000422046_00397_21493_8915.N1 | 10-APR-2006 14:21:23 | Twi_and_stray | 42.000 | 106 | 9Bet Crv | 2.6480 | 5600.0 | 84 | 21493 | No |
| 207 | GOM_NL__2PRFIN20060410_142315_000000412046_00397_21493_8916.N1 | 10-APR-2006 14:23:15 | Twi_and_stray | 41.000 | 100 | 4Gam Crv | 2.5800 | 13100. | 82 | 21493 | No |
| 208 | GOM_NL__2PRFIN20060410_142752_000000402046_00397_21493_8917.N1 | 10-APR-2006 14:27:52 | Bright | 39.500 | 121 | 29Gam Vir | 2.7400 | 7200.0 | 79 | 21493 | No |
| 209 | GOM_NL__2PRFIN20060410_143233_000000362046_00397_21493_8918.N1 | 10-APR-2006 14:32:33 | Bright | 35.500 | 62 | 94Bet Leo | 2.1360 | 9700.0 | 71 | 21493 | No |
| 210 | GOM_NL__2PRFIN20060410_143423_000000352046_00397_21493_8919.N1 | 10-APR-2006 14:34:23 | Bright | 35.000 | 96 | 68Del Leo | 2.5600 | 9300.0 | 70 | 21493 | No |
| 211 | GOM_NL__2PRFIN20060410_144104_000000362046_00397_21493_8920.N1 | 10-APR-2006 14:41:04 | Bright | 36.000 | 174 | 52Psi UMa | 3.0040 | 4400.0 | 72 | 21493 | No |
| 212 | GOM_NL__2PRFIN20060410_144343_000000372046_00397_21493_8921.N1 | 10-APR-2006 14:43:43 | Bright | 36.500 | 87 | 64Gam UMa | 2.4330 | 11000. | 73 | 21493 | No |
| 213 | GOM_NL__2PRFIN20060410_144507_000000382046_00397_21493_8922.N1 | 10-APR-2006 14:45:07 | Bright | 37.500 | 32 | 77Eps UMa | 1.7630 | 11000. | 75 | 21493 | No |
| 214 | GOM_NL__2PRFIN20060410_145133_000000362046_00397_21493_8923.N1 | 10-APR-2006 14:51:33 | Bright | 35.500 | 60 | 7Bet UMi | 2.0810 | 3950.0 | 71 | 21493 | No |
| 215 | GOM_NL__2PRFIN20060410_145359_000000332046_00397_21493_8924.N1 | 10-APR-2006 14:53:59 | Bright | 32.500 | 49 | 1Alp UMi | 1.9900 | 6300.0 | 65 | 21493 | No |
| 216 | GOM_NL__2PRFIN20060410_150128_000000392046_00397_21493_8925.N1 | 10-APR-2006 15:01:28 | Bright | 39.000 | 89 | 5Alp Cep | 2.4510 | 8000.0 | 78 | 21493 | No |
| 217 | GOM_NL__2PRFIN20060410_151101_000000352046_00397_21493_8926.N1 | 10-APR-2006 15:11:01 | Bright | 34.500 | 164 | 44Eta Peg | 2.9480 | 5400.0 | 69 | 21493 | No |
| 218 | GOM_NL__2PRFIN20060410_151748_000000482046_00397_21493_8927.N1 | 10-APR-2006 15:17:48 | Twi_and_stray | 47.500 | 61 | 8Eps Peg | 2.1000 | 3900.0 | 95 | 21493 | No |
| 219 | GOM_NL__2PRFIN20060410_152016_000000432046_00397_21493_8928.N1 | 10-APR-2006 15:20:16 | Dark | 42.500 | 162 | 34Alp Aqr | 2.9440 | 5350.0 | 85 | 21493 | No |

| | | | | | | | | | | | |
|-----|--|----------------------|----------------|--------|-----|-----------|-----------|--------|-----|-------|----|
| 220 | GOM_NL__2PRFIN20060410_152240_000000462046_00397_21493_8929.N1 | 10-APR-2006 15:22:40 | Dark | 45.500 | 154 | 22Bet Aqr | 2.8990 | 5700.0 | 91 | 21493 | No |
| 221 | GOM_NL__2PRFIN20060410_152507_000000432046_00397_21493_8930.N1 | 10-APR-2006 15:25:07 | Dark | 42.500 | 142 | 49Del Cap | 2.8500 | 8900.0 | 85 | 21493 | No |
| 222 | GOM_NL__2PRFIN20060410_153033_000000382046_00397_21493_8931.N1 | 10-APR-2006 15:30:33 | Dark | 37.500 | 172 | Gam Gru | 3.0030 | 13100. | 75 | 21493 | No |
| 223 | GOM_NL__2PRFIN20060410_153727_000000392046_00398_21494_8908.N1 | 10-APR-2006 15:37:27 | Dark | 39.000 | 45 | Alp Pav | 1.9400 | 26000. | 78 | 21494 | No |
| 224 | GOM_NL__2PRFIN20060410_154456_000000412046_00398_21494_8909.N1 | 10-APR-2006 15:44:56 | Dark | 40.500 | 43 | Alp TrA | 1.9100 | 4250.0 | 81 | 21494 | No |
| 225 | GOM_NL__2PRFIN20060410_154658_000000382046_00398_21494_8910.N1 | 10-APR-2006 15:46:58 | Dark | 38.000 | 134 | Bet TrA | 2.8100 | 6600.0 | 76 | 21494 | No |
| 226 | GOM_NL__2PRFIN20060410_154928_000000532046_00398_21494_8911.N1 | 10-APR-2006 15:49:28 | Straylight | 53.000 | 4 | Alp1Cen | -0.010000 | 5800.0 | 106 | 21494 | No |
| 227 | GOM_NL__2PRFIN20060410_155230_000000432046_00398_21494_8912.N1 | 10-APR-2006 15:52:30 | Straylight | 42.500 | 78 | Alp Lup | 2.3040 | 28000. | 85 | 21494 | No |
| 228 | GOM_NL__2PRFIN20060410_155446_000000412046_00398_21494_8913.N1 | 10-APR-2006 15:54:46 | Straylight | 41.000 | 64 | Gam Cen | 2.2000 | 10600. | 82 | 21494 | No |
| 229 | GOM_NL__2PRFIN20060410_155636_000000452046_00398_21494_8914.N1 | 10-APR-2006 15:56:36 | Straylight | 45.000 | 54 | 5The Cen | 2.0550 | 4500.0 | 90 | 21494 | No |
| 230 | GOM_NL__2PRFIN20060410_160159_000000442046_00398_21494_8915.N1 | 10-APR-2006 16:01:59 | Tw_i_and_stray | 43.500 | 106 | 9Bet Crv | 2.6480 | 5600.0 | 87 | 21494 | No |
| 231 | GOM_NL__2PRFIN20060410_160351_000000382046_00398_21494_8916.N1 | 10-APR-2006 16:03:51 | Tw_i_and_stray | 37.500 | 100 | 4Gam Crv | 2.5800 | 13100. | 75 | 21494 | No |
| 232 | GOM_NL__2PRFIN20060410_160828_000000382046_00398_21494_8917.N1 | 10-APR-2006 16:08:28 | Bright | 38.000 | 121 | 29Gam Vir | 2.7400 | 7200.0 | 76 | 21494 | No |
| 233 | GOM_NL__2PRFIN20060410_161309_000000362046_00398_21494_8918.N1 | 10-APR-2006 16:13:09 | Bright | 36.000 | 62 | 94Bet Leo | 2.1360 | 9700.0 | 72 | 21494 | No |
| 234 | GOM_NL__2PRFIN20060410_161459_000000352046_00398_21494_8919.N1 | 10-APR-2006 16:14:59 | Bright | 35.000 | 96 | 68Del Leo | 2.5600 | 9300.0 | 70 | 21494 | No |
| 235 | GOM_NL__2PRFIN20060410_162140_000000362046_00398_21494_8920.N1 | 10-APR-2006 16:21:40 | Bright | 36.000 | 174 | 52Psi UMa | 3.0040 | 4400.0 | 72 | 21494 | No |
| 236 | GOM_NL__2PRFIN20060410_162419_000000362046_00398_21494_8921.N1 | 10-APR-2006 16:24:19 | Bright | 35.500 | 87 | 64Gam UMa | 2.4330 | 11000. | 71 | 21494 | No |
| 237 | GOM_NL__2PRFIN20060410_162542_000000382046_00398_21494_8922.N1 | 10-APR-2006 16:25:42 | Bright | 37.500 | 32 | 77Eps UMa | 1.7630 | 11000. | 75 | 21494 | No |
| 238 | GOM_NL__2PRFIN20060410_163209_000000412046_00398_21494_8923.N1 | 10-APR-2006 16:32:09 | Bright | 40.500 | 60 | 7Bet UMi | 2.0810 | 3950.0 | 81 | 21494 | No |
| 239 | GOM_NL__2PRFIN20060410_163435_000000362046_00398_21494_8924.N1 | 10-APR-2006 16:34:35 | Bright | 36.000 | 49 | 1Alp UMi | 1.9900 | 6300.0 | 72 | 21494 | No |
| 240 | GOM_NL__2PRFIN20060410_164203_000000382046_00398_21494_8925.N1 | 10-APR-2006 16:42:03 | Bright | 38.000 | 89 | 5Alp Cep | 2.4510 | 8000.0 | 76 | 21494 | No |
| 241 | GOM_NL__2PRFIN20060410_165137_000000342046_00398_21494_8926.N1 | 10-APR-2006 16:51:37 | Bright | 34.000 | 164 | 44Eta Peg | 2.9480 | 5400.0 | 68 | 21494 | No |
| 242 | GOM_NL__2PRFIN20060410_165824_000000492046_00398_21494_8927.N1 | 10-APR-2006 16:58:24 | Tw_i_and_stray | 49.000 | 61 | 8Eps Peg | 2.1000 | 3900.0 | 98 | 21494 | No |
| 243 | GOM_NL__2PRFIN20060410_170052_000000422046_00398_21494_8928.N1 | 10-APR-2006 17:00:52 | Dark | 42.000 | 162 | 34Alp Aqr | 2.9440 | 5350.0 | 84 | 21494 | No |
| 244 | GOM_NL__2PRFIN20060410_170316_000000482046_00398_21494_8929.N1 | 10-APR-2006 17:03:16 | Dark | 47.500 | 154 | 22Bet Aqr | 2.8990 | 5700.0 | 95 | 21494 | No |
| 245 | GOM_NL__2PRFIN20060410_170544_000000442046_00398_21494_8930.N1 | 10-APR-2006 17:05:44 | Dark | 44.000 | 142 | 49Del Cap | 2.8500 | 8900.0 | 88 | 21494 | No |
| 246 | GOM_NL__2PRFIN20060410_171109_000000372046_00398_21494_8931.N1 | 10-APR-2006 17:11:09 | Dark | 36.500 | 172 | Gam Gru | 3.0030 | 13100. | 73 | 21494 | No |
| 247 | GOM_NL__2PRFIN20060410_171804_000000382046_00399_21495_8908.N1 | 10-APR-2006 17:18:04 | Dark | 38.000 | 45 | Alp Pav | 1.9400 | 26000. | 76 | 21495 | No |
| 248 | GOM_NL__2PRFIN20060410_172533_000000482046_00399_21495_8909.N1 | 10-APR-2006 17:25:33 | Dark | 47.500 | 43 | Alp TrA | 1.9100 | 4250.0 | 95 | 21495 | No |
| 249 | GOM_NL__2PRFIN20060410_172734_000000402046_00399_21495_8910.N1 | 10-APR-2006 17:27:34 | Dark | 40.000 | 134 | Bet TrA | 2.8100 | 6600.0 | 80 | 21495 | No |
| 250 | GOM_NL__2PRFIN20060410_173004_000000452046_00399_21495_8911.N1 | 10-APR-2006 17:30:04 | Straylight | 44.500 | 4 | Alp1Cen | -0.010000 | 5800.0 | 89 | 21495 | No |
| 251 | GOM_NL__2PRFIN20060410_173307_000000452046_00399_21495_8912.N1 | 10-APR-2006 17:33:07 | Straylight | 44.500 | 78 | Alp Lup | 2.3040 | 28000. | 89 | 21495 | No |
| 252 | GOM_NL__2PRFIN20060410_173523_000000412046_00399_21495_8913.N1 | 10-APR-2006 17:35:23 | Straylight | 40.500 | 64 | Gam Cen | 2.2000 | 10600. | 81 | 21495 | No |
| 253 | GOM_NL__2PRFIN20060410_173713_000000452046_00399_21495_8914.N1 | 10-APR-2006 17:37:13 | Straylight | 45.000 | 54 | 5The Cen | 2.0550 | 4500.0 | 90 | 21495 | No |
| 254 | GOM_NL__2PRFIN20060410_174236_000000402046_00399_21495_8915.N1 | 10-APR-2006 17:42:36 | Tw_i_and_stray | 40.000 | 106 | 9Bet Crv | 2.6480 | 5600.0 | 80 | 21495 | No |
| 255 | GOM_NL__2PRFIN20060410_174427_000000402046_00399_21495_8916.N1 | 10-APR-2006 17:44:27 | Tw_i_and_stray | 40.000 | 100 | 4Gam Crv | 2.5800 | 13100. | 80 | 21495 | No |
| 256 | GOM_NL__2PRFIN20060410_174904_000000392046_00399_21495_8917.N1 | 10-APR-2006 17:49:04 | Bright | 39.000 | 121 | 29Gam Vir | 2.7400 | 7200.0 | 78 | 21495 | No |
| 257 | GOM_NL__2PRFIN20060410_175345_000000362046_00399_21495_8918.N1 | 10-APR-2006 17:53:45 | Bright | 36.000 | 62 | 94Bet Leo | 2.1360 | 9700.0 | 72 | 21495 | No |
| 258 | GOM_NL__2PRFIN20060410_175535_000000352046_00399_21495_8919.N1 | 10-APR-2006 17:55:35 | Bright | 34.500 | 96 | 68Del Leo | 2.5600 | 9300.0 | 69 | 21495 | No |
| 259 | GOM_NL__2PRFIN20060410_180216_000000352046_00399_21495_8920.N1 | 10-APR-2006 18:02:16 | Bright | 35.000 | 174 | 52Psi UMa | 3.0040 | 4400.0 | 70 | 21495 | No |
| 260 | GOM_NL__2PRFIN20060410_180455_000000362046_00399_21495_8921.N1 | 10-APR-2006 18:04:55 | Bright | 35.500 | 87 | 64Gam UMa | 2.4330 | 11000. | 71 | 21495 | No |
| 261 | GOM_NL__2PRFIN20060410_180618_000000402046_00399_21495_8922.N1 | 10-APR-2006 18:06:18 | Bright | 39.500 | 32 | 77Eps UMa | 1.7630 | 11000. | 79 | 21495 | No |
| 262 | GOM_NL__2PRFIN20060410_181244_000000382046_00399_21495_8923.N1 | 10-APR-2006 18:12:44 | Bright | 37.500 | 60 | 7Bet UMi | 2.0810 | 3950.0 | 75 | 21495 | No |
| 263 | GOM_NL__2PRFIN20060410_181511_000000352046_00399_21495_8924.N1 | 10-APR-2006 18:15:11 | Bright | 35.000 | 49 | 1Alp UMi | 1.9900 | 6300.0 | 70 | 21495 | No |
| 264 | GOM_NL__2PRFIN20060410_182239_000000392046_00399_21495_8925.N1 | 10-APR-2006 18:22:39 | Bright | 38.500 | 89 | 5Alp Cep | 2.4510 | 8000.0 | 77 | 21495 | No |
| 265 | GOM_NL__2PRFIN20060410_183213_000000342046_00399_21495_8926.N1 | 10-APR-2006 18:32:13 | Bright | 33.500 | 164 | 44Eta Peg | 2.9480 | 5400.0 | 67 | 21495 | No |
| 266 | GOM_NL__2PRFIN20060410_183900_000000502046_00399_21495_8927.N1 | 10-APR-2006 18:39:00 | Twilight | 50.000 | 61 | 8Eps Peg | 2.1000 | 3900.0 | 100 | 21495 | No |
| 267 | GOM_NL__2PRFIN20060410_184129_000000452046_00399_21495_8928.N1 | 10-APR-2006 18:41:29 | Dark | 44.500 | 162 | 34Alp Aqr | 2.9440 | 5350.0 | 89 | 21495 | No |
| 268 | GOM_NL__2PRFIN20060410_184353_000000442046_00399_21495_8929.N1 | 10-APR-2006 18:43:53 | Dark | 44.000 | 154 | 22Bet Aqr | 2.8990 | 5700.0 | 88 | 21495 | No |
| 269 | GOM_NL__2PRFIN20060410_184621_000000432046_00399_21495_8930.N1 | 10-APR-2006 18:46:21 | Dark | 42.500 | 142 | 49Del Cap | 2.8500 | 8900.0 | 85 | 21495 | No |
| 270 | GOM_NL__2PRFIN20060410_185146_000000382046_00399_21495_8931.N1 | 10-APR-2006 18:51:46 | Dark | 37.500 | 172 | Gam Gru | 3.0030 | 13100. | 75 | 21495 | No |
| 271 | GOM_NL__2PRFIN20060410_185840_000000402046_00400_21496_8908.N1 | 10-APR-2006 18:58:40 | Dark | 39.500 | 45 | Alp Pav | 1.9400 | 26000. | 79 | 21496 | No |
| 272 | GOM_NL__2PRFIN20060410_190609_000000402046_00400_21496_8909.N1 | 10-APR-2006 19:06:09 | Dark | 40.000 | 43 | Alp TrA | 1.9100 | 4250.0 | 80 | 21496 | No |
| 273 | GOM_NL__2PRFIN20060410_190811_000000392046_00400_21496_8910.N1 | 10-APR-2006 19:08:11 | Dark | 38.500 | 134 | Bet TrA | 2.8100 | 6600.0 | 77 | 21496 | No |
| 274 | GOM_NL__2PRFIN20060410_191040_000000512046_00400_21496_8911.N1 | 10-APR-2006 19:10:40 | Straylight | 50.500 | 4 | Alp1Cen | -0.010000 | 5800.0 | 101 | 21496 | No |
| 275 | GOM_NL__2PRFIN20060410_191343_000000412046_00400_21496_8912.N1 | 10-APR-2006 19:13:43 | Straylight | 40.500 | 78 | Alp Lup | 2.3040 | 28000. | 81 | 21496 | No |
| 276 | GOM_NL__2PRFIN20060410_191559_000000372046_00400_21496_8913.N1 | 10-APR-2006 19:15:59 | Straylight | 36.500 | 64 | Gam Cen | 2.2000 | 10600. | 73 | 21496 | No |
| 277 | GOM_NL__2PRFIN20060410_191749_000000502046_00400_21496_8914.N1 | 10-APR-2006 19:17:49 | Straylight | 50.000 | 54 | 5The Cen | 2.0550 | 4500.0 | 100 | 21496 | No |
| 278 | GOM_NL__2PRFIN20060410_192246_000000462046_00400_21496_8915.N1 | 10-APR-2006 19:22:46 | Tw_i_and_stray | 45.500 | 169 | 46Gam Hya | 2.9910 | 4700.0 | 91 | 21496 | No |

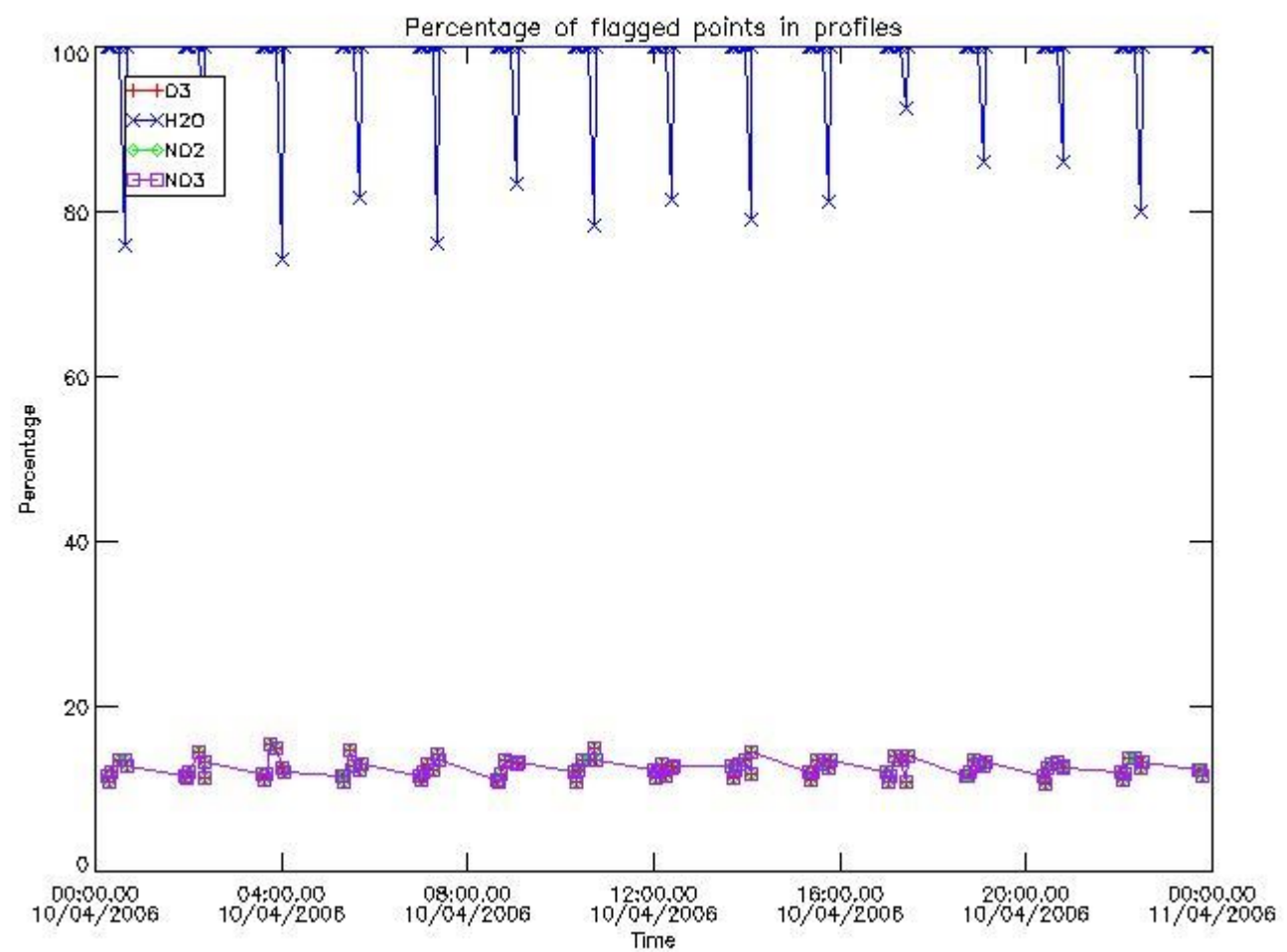
| | | | | | | | | | | | |
|-----|--|----------------------|------------|--------|-----|-----------|-----------|--------|-----|-------|----|
| 279 | GOM_NL__2PRFIN20060410_192503_000000392046_00400_21496_8916.N1 | 10-APR-2006 19:25:03 | Twilight | 38.500 | 100 | 4Gam Crv | 2.5800 | 13100. | 77 | 21496 | No |
| 280 | GOM_NL__2PRFIN20060410_192940_000000402046_00400_21496_8917.N1 | 10-APR-2006 19:29:40 | Bright | 39.500 | 121 | 29Gam Vir | 2.7400 | 7200.0 | 79 | 21496 | No |
| 281 | GOM_NL__2PRFIN20060410_193421_000000362046_00400_21496_8918.N1 | 10-APR-2006 19:34:21 | Bright | 35.500 | 62 | 94Bet Leo | 2.1360 | 9700.0 | 71 | 21496 | No |
| 282 | GOM_NL__2PRFIN20060410_193611_000000362046_00400_21496_8919.N1 | 10-APR-2006 19:36:11 | Bright | 35.500 | 96 | 68Del Leo | 2.5600 | 9300.0 | 71 | 21496 | No |
| 283 | GOM_NL__2PRFIN20060410_194252_000000342046_00400_21496_8920.N1 | 10-APR-2006 19:42:52 | Bright | 34.000 | 174 | 52Psi UMa | 3.0040 | 4400.0 | 68 | 21496 | No |
| 284 | GOM_NL__2PRFIN20060410_194531_000000352046_00400_21496_8921.N1 | 10-APR-2006 19:45:31 | Bright | 35.000 | 87 | 64Gam UMa | 2.4330 | 11000. | 70 | 21496 | No |
| 285 | GOM_NL__2PRFIN20060410_194654_000000402046_00400_21496_8922.N1 | 10-APR-2006 19:46:54 | Bright | 40.000 | 32 | 77Eps UMa | 1.7630 | 11000. | 80 | 21496 | No |
| 286 | GOM_NL__2PRFIN20060410_195320_000000412046_00400_21496_8923.N1 | 10-APR-2006 19:53:20 | Bright | 41.000 | 60 | 7Bet UMi | 2.0810 | 3950.0 | 82 | 21496 | No |
| 287 | GOM_NL__2PRFIN20060410_195548_000000362046_00400_21496_8924.N1 | 10-APR-2006 19:55:48 | Bright | 35.500 | 49 | 1Alp UMi | 1.9900 | 6300.0 | 71 | 21496 | No |
| 288 | GOM_NL__2PRFIN20060410_200315_000000382046_00400_21496_8925.N1 | 10-APR-2006 20:03:15 | Bright | 38.000 | 89 | 5Alp Cep | 2.4510 | 8000.0 | 76 | 21496 | No |
| 289 | GOM_NL__2PRFIN20060410_201249_000000352046_00400_21496_8926.N1 | 10-APR-2006 20:12:49 | Bright | 35.000 | 164 | 44Eta Peg | 2.9480 | 5400.0 | 70 | 21496 | No |
| 290 | GOM_NL__2PRFIN20060410_201937_000000462046_00400_21496_8927.N1 | 10-APR-2006 20:19:37 | Twilight | 46.000 | 61 | 8Eps Peg | 2.1000 | 3900.0 | 92 | 21496 | No |
| 291 | GOM_NL__2PRFIN20060410_202205_000000442046_00400_21496_8928.N1 | 10-APR-2006 20:22:05 | Dark | 44.000 | 162 | 34Alp Aqr | 2.9440 | 5350.0 | 88 | 21496 | No |
| 292 | GOM_NL__2PRFIN20060410_202429_000000492046_00400_21496_8929.N1 | 10-APR-2006 20:24:29 | Dark | 48.500 | 154 | 22Bet Aqr | 2.8990 | 5700.0 | 97 | 21496 | No |
| 293 | GOM_NL__2PRFIN20060410_202657_000000412046_00400_21496_8930.N1 | 10-APR-2006 20:26:57 | Dark | 41.000 | 142 | 49Del Cap | 2.8500 | 8900.0 | 82 | 21496 | No |
| 294 | GOM_NL__2PRFIN20060410_203222_000000392046_00400_21496_8931.N1 | 10-APR-2006 20:32:22 | Dark | 39.000 | 172 | Gam Gru | 3.0030 | 13100. | 78 | 21496 | No |
| 295 | GOM_NL__2PRFIN20060410_203917_000000392046_00401_21497_8908.N1 | 10-APR-2006 20:39:17 | Dark | 38.500 | 45 | Alp Pav | 1.9400 | 26000. | 77 | 21497 | No |
| 296 | GOM_NL__2PRFIN20060410_204645_000000402046_00401_21497_8909.N1 | 10-APR-2006 20:46:45 | Dark | 40.000 | 43 | Alp TrA | 1.9100 | 4250.0 | 80 | 21497 | No |
| 297 | GOM_NL__2PRFIN20060410_204847_000000412046_00401_21497_8910.N1 | 10-APR-2006 20:48:47 | Dark | 41.000 | 134 | Bet TrA | 2.8100 | 6600.0 | 82 | 21497 | No |
| 298 | GOM_NL__2PRFIN20060410_205117_000000502046_00401_21497_8911.N1 | 10-APR-2006 20:51:17 | Straylight | 49.500 | 4 | Alp1Cen | -0.010000 | 5800.0 | 99 | 21497 | No |
| 299 | GOM_NL__2PRFIN20060410_205420_000000412046_00401_21497_8912.N1 | 10-APR-2006 20:54:20 | Straylight | 41.000 | 78 | Alp Lup | 2.3040 | 28000. | 82 | 21497 | No |
| 300 | GOM_NL__2PRFIN20060410_205635_000000402046_00401_21497_8913.N1 | 10-APR-2006 20:56:35 | Straylight | 40.000 | 64 | Gam Cen | 2.2000 | 10600. | 80 | 21497 | No |
| 301 | GOM_NL__2PRFIN20060410_205825_000000472046_00401_21497_8914.N1 | 10-APR-2006 20:58:25 | Straylight | 47.000 | 54 | 5The Cen | 2.0550 | 4500.0 | 94 | 21497 | No |
| 302 | GOM_NL__2PRFIN20060410_210322_000000462046_00401_21497_8915.N1 | 10-APR-2006 21:03:22 | Twilight | 45.500 | 169 | 46Gam Hya | 2.9910 | 4700.0 | 91 | 21497 | No |
| 303 | GOM_NL__2PRFIN20060410_210539_000000392046_00401_21497_8916.N1 | 10-APR-2006 21:05:39 | Bright | 39.000 | 100 | 4Gam Crv | 2.5800 | 13100. | 78 | 21497 | No |
| 304 | GOM_NL__2PRFIN20060410_211016_000000392046_00401_21497_8917.N1 | 10-APR-2006 21:10:16 | Bright | 39.000 | 121 | 29Gam Vir | 2.7400 | 7200.0 | 78 | 21497 | No |
| 305 | GOM_NL__2PRFIN20060410_211457_000000362046_00401_21497_8918.N1 | 10-APR-2006 21:14:57 | Bright | 35.500 | 62 | 94Bet Leo | 2.1360 | 9700.0 | 71 | 21497 | No |
| 306 | GOM_NL__2PRFIN20060410_211647_000000342046_00401_21497_8919.N1 | 10-APR-2006 21:16:47 | Bright | 34.000 | 96 | 68Del Leo | 2.5600 | 9300.0 | 68 | 21497 | No |
| 307 | GOM_NL__2PRFIN20060410_212328_000000342046_00401_21497_8920.N1 | 10-APR-2006 21:23:28 | Bright | 33.500 | 174 | 52Psi UMa | 3.0040 | 4400.0 | 67 | 21497 | No |
| 308 | GOM_NL__2PRFIN20060410_212607_000000362046_00401_21497_8921.N1 | 10-APR-2006 21:26:07 | Bright | 36.000 | 87 | 64Gam UMa | 2.4330 | 11000. | 72 | 21497 | No |
| 309 | GOM_NL__2PRFIN20060410_212729_000000392046_00401_21497_8922.N1 | 10-APR-2006 21:27:29 | Bright | 39.000 | 32 | 77Eps UMa | 1.7630 | 11000. | 78 | 21497 | No |
| 310 | GOM_NL__2PRFIN20060410_213355_000000412046_00401_21497_8923.N1 | 10-APR-2006 21:33:55 | Bright | 40.500 | 60 | 7Bet UMi | 2.0810 | 3950.0 | 81 | 21497 | No |
| 311 | GOM_NL__2PRFIN20060410_213623_000000362046_00401_21497_8924.N1 | 10-APR-2006 21:36:23 | Bright | 35.500 | 49 | 1Alp UMi | 1.9900 | 6300.0 | 71 | 21497 | No |
| 312 | GOM_NL__2PRFIN20060410_214351_000000382046_00401_21497_8925.N1 | 10-APR-2006 21:43:51 | Bright | 37.500 | 89 | 5Alp Cep | 2.4510 | 8000.0 | 75 | 21497 | No |
| 313 | GOM_NL__2PRFIN20060410_215325_000000342046_00401_21497_8926.N1 | 10-APR-2006 21:53:25 | Bright | 34.000 | 164 | 44Eta Peg | 2.9480 | 5400.0 | 68 | 21497 | No |
| 314 | GOM_NL__2PRFIN20060410_220013_000000492046_00401_21497_8927.N1 | 10-APR-2006 22:00:13 | Twilight | 49.000 | 61 | 8Eps Peg | 2.1000 | 3900.0 | 98 | 21497 | No |
| 315 | GOM_NL__2PRFIN20060410_220241_000000432046_00401_21497_8928.N1 | 10-APR-2006 22:02:41 | Dark | 42.500 | 162 | 34Alp Aqr | 2.9440 | 5350.0 | 85 | 21497 | No |
| 316 | GOM_NL__2PRFIN20060410_220506_000000462046_00401_21497_8929.N1 | 10-APR-2006 22:05:06 | Dark | 46.000 | 154 | 22Bet Aqr | 2.8990 | 5700.0 | 92 | 21497 | No |
| 317 | GOM_NL__2PRFIN20060410_220733_000000442046_00401_21497_8930.N1 | 10-APR-2006 22:07:33 | Dark | 43.500 | 142 | 49Del Cap | 2.8500 | 8900.0 | 87 | 21497 | No |
| 318 | GOM_NL__2PRFIN20060410_221258_000000372046_00401_21497_8931.N1 | 10-APR-2006 22:12:58 | Dark | 37.000 | 172 | Gam Gru | 3.0030 | 13100. | 74 | 21497 | No |
| 319 | GOM_NL__2PRFIN20060410_221953_000000372046_00402_21498_8908.N1 | 10-APR-2006 22:19:53 | Dark | 37.000 | 45 | Alp Pav | 1.9400 | 26000. | 74 | 21498 | No |
| 320 | GOM_NL__2PRFIN20060410_222722_000000412046_00402_21498_8909.N1 | 10-APR-2006 22:27:22 | Dark | 40.500 | 43 | Alp TrA | 1.9100 | 4250.0 | 81 | 21498 | No |
| 321 | GOM_NL__2PRFIN20060410_222923_000000392046_00402_21498_8910.N1 | 10-APR-2006 22:29:23 | Dark | 38.500 | 134 | Bet TrA | 2.8100 | 6600.0 | 77 | 21498 | No |
| 322 | GOM_NL__2PRFIN20060410_223153_000000412046_00402_21498_8911.N1 | 10-APR-2006 22:31:53 | Straylight | 40.500 | 4 | Alp1Cen | -0.010000 | 5800.0 | 81 | 21498 | No |
| 323 | GOM_NL__2PRFIN20060410_223456_000000422046_00402_21498_8912.N1 | 10-APR-2006 22:34:56 | Straylight | 41.500 | 78 | Alp Lup | 2.3040 | 28000. | 83 | 21498 | No |
| 324 | GOM_NL__2PRFIN20060410_223711_000000422046_00402_21498_8913.N1 | 10-APR-2006 22:37:11 | Straylight | 42.000 | 64 | Gam Cen | 2.2000 | 10600. | 84 | 21498 | No |
| 325 | GOM_NL__2PRFIN20060410_223902_000000502046_00402_21498_8914.N1 | 10-APR-2006 22:39:02 | Straylight | 50.000 | 54 | 5The Cen | 2.0550 | 4500.0 | 100 | 21498 | No |
| 326 | GOM_NL__2PRFIN20060410_224424_000000422046_00402_21498_8915.N1 | 10-APR-2006 22:44:24 | Twilight | 41.500 | 106 | 9Bet Crv | 2.6480 | 5600.0 | 83 | 21498 | No |
| 327 | GOM_NL__2PRFIN20060410_224616_000000402046_00402_21498_8916.N1 | 10-APR-2006 22:46:16 | Bright | 39.500 | 100 | 4Gam Crv | 2.5800 | 13100. | 79 | 21498 | No |
| 328 | GOM_NL__2PRFIN20060410_225052_000000402046_00402_21498_8917.N1 | 10-APR-2006 22:50:52 | Bright | 39.500 | 121 | 29Gam Vir | 2.7400 | 7200.0 | 79 | 21498 | No |
| 329 | GOM_NL__2PRFIN20060410_225533_000000362046_00402_21498_8918.N1 | 10-APR-2006 22:55:33 | Bright | 35.500 | 62 | 94Bet Leo | 2.1360 | 9700.0 | 71 | 21498 | No |
| 330 | GOM_NL__2PRFIN20060410_225723_000000342046_00402_21498_8919.N1 | 10-APR-2006 22:57:23 | Bright | 34.000 | 96 | 68Del Leo | 2.5600 | 9300.0 | 68 | 21498 | No |
| 331 | GOM_NL__2PRFIN20060410_230404_000000352046_00402_21498_8920.N1 | 10-APR-2006 23:04:04 | Bright | 34.500 | 174 | 52Psi UMa | 3.0040 | 4400.0 | 69 | 21498 | No |
| 332 | GOM_NL__2PRFIN20060410_230642_000000362046_00402_21498_8921.N1 | 10-APR-2006 23:06:42 | Bright | 35.500 | 87 | 64Gam UMa | 2.4330 | 11000. | 71 | 21498 | No |
| 333 | GOM_NL__2PRFIN20060410_230805_000000382046_00402_21498_8922.N1 | 10-APR-2006 23:08:05 | Bright | 38.000 | 32 | 77Eps UMa | 1.7630 | 11000. | 76 | 21498 | No |
| 334 | GOM_NL__2PRFIN20060410_231431_000000392046_00402_21498_8923.N1 | 10-APR-2006 23:14:31 | Bright | 39.000 | 60 | 7Bet UMi | 2.0810 | 3950.0 | 78 | 21498 | No |
| 335 | GOM_NL__2PRFIN20060410_231659_000000352046_00402_21498_8924.N1 | 10-APR-2006 23:16:59 | Bright | 34.500 | 49 | 1Alp UMi | 1.9900 | 6300.0 | 69 | 21498 | No |
| 336 | GOM_NL__2PRFIN20060410_232427_000000382046_00402_21498_8925.N1 | 10-APR-2006 23:24:27 | Bright | 37.500 | 89 | 5Alp Cep | 2.4510 | 8000.0 | 75 | 21498 | No |
| 337 | GOM_NL__2PRFIN20060410_233401_000000352046_00402_21498_8926.N1 | 10-APR-2006 23:34:01 | Bright | 35.000 | 164 | 44Eta Peg | 2.9480 | 5400.0 | 70 | 21498 | No |

| | | | | | | | | | | | |
|-----|--|----------------------|----------|--------|-----|-----------|--------|--------|----|-------|----|
| 338 | GOM_NL__2PRFIN20060410_234049_000000442046_00402_21498_8927.N1 | 10-APR-2006 23:40:49 | Twilight | 44.000 | 61 | 8Eps Peg | 2.1000 | 3900.0 | 88 | 21498 | No |
| 339 | GOM_NL__2PRFIN20060410_234317_000000422046_00402_21498_8928.N1 | 10-APR-2006 23:43:17 | Dark | 41.500 | 162 | 34Alp Aqr | 2.9440 | 5350.0 | 83 | 21498 | No |
| 340 | GOM_NL__2PRFIN20060410_234542_000000462046_00402_21498_8929.N1 | 10-APR-2006 23:45:42 | Dark | 46.000 | 154 | 22Bet Aqr | 2.8990 | 5700.0 | 92 | 21498 | No |
| 341 | GOM_NL__2PRFIN20060410_234810_000000442046_00402_21498_8930.N1 | 10-APR-2006 23:48:10 | Dark | 44.000 | 142 | 49Del Cap | 2.8500 | 8900.0 | 88 | 21498 | No |

3. Quality information per product

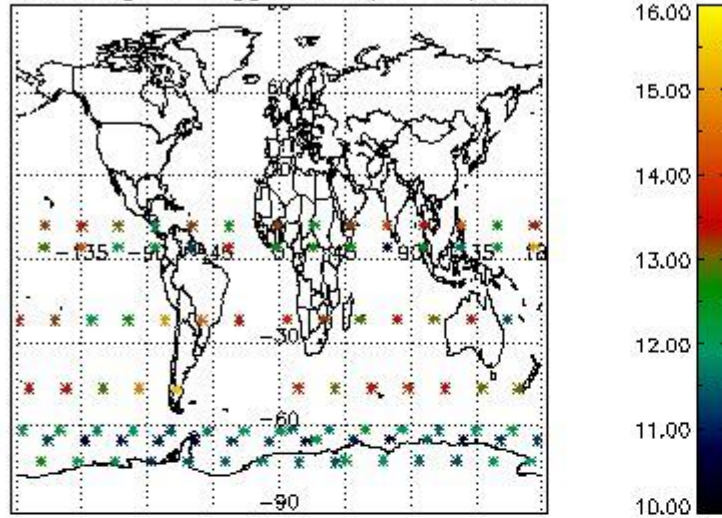
In this section it is plotted some information contained in the Quality Summary data set of the level 2 products. Only products in dark limb conditions and without errors (error flag in the MPH set to "0") are used.

3.1 Plot quality information per product (time dependant)

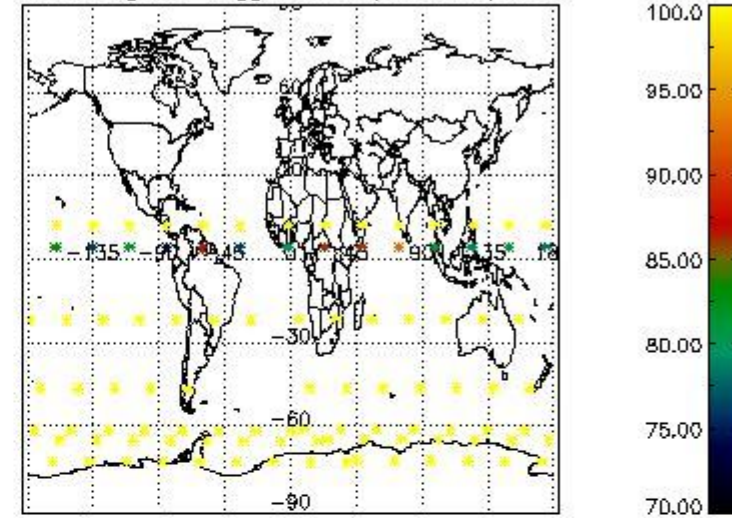


3.2 Plot quality information per product (world map)

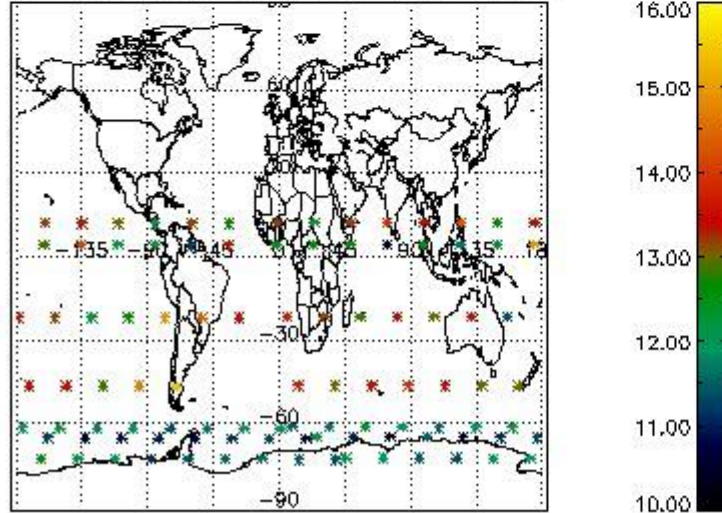
Percentage of flagged data per O3 profile



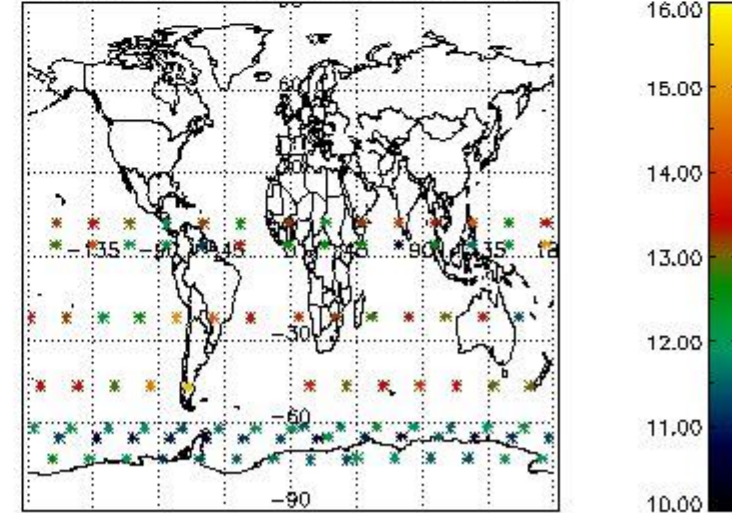
Percentage of flagged data per H2O profile



Percentage of flagged data per NO2 profile



Percentage of flagged data per NO3 profile

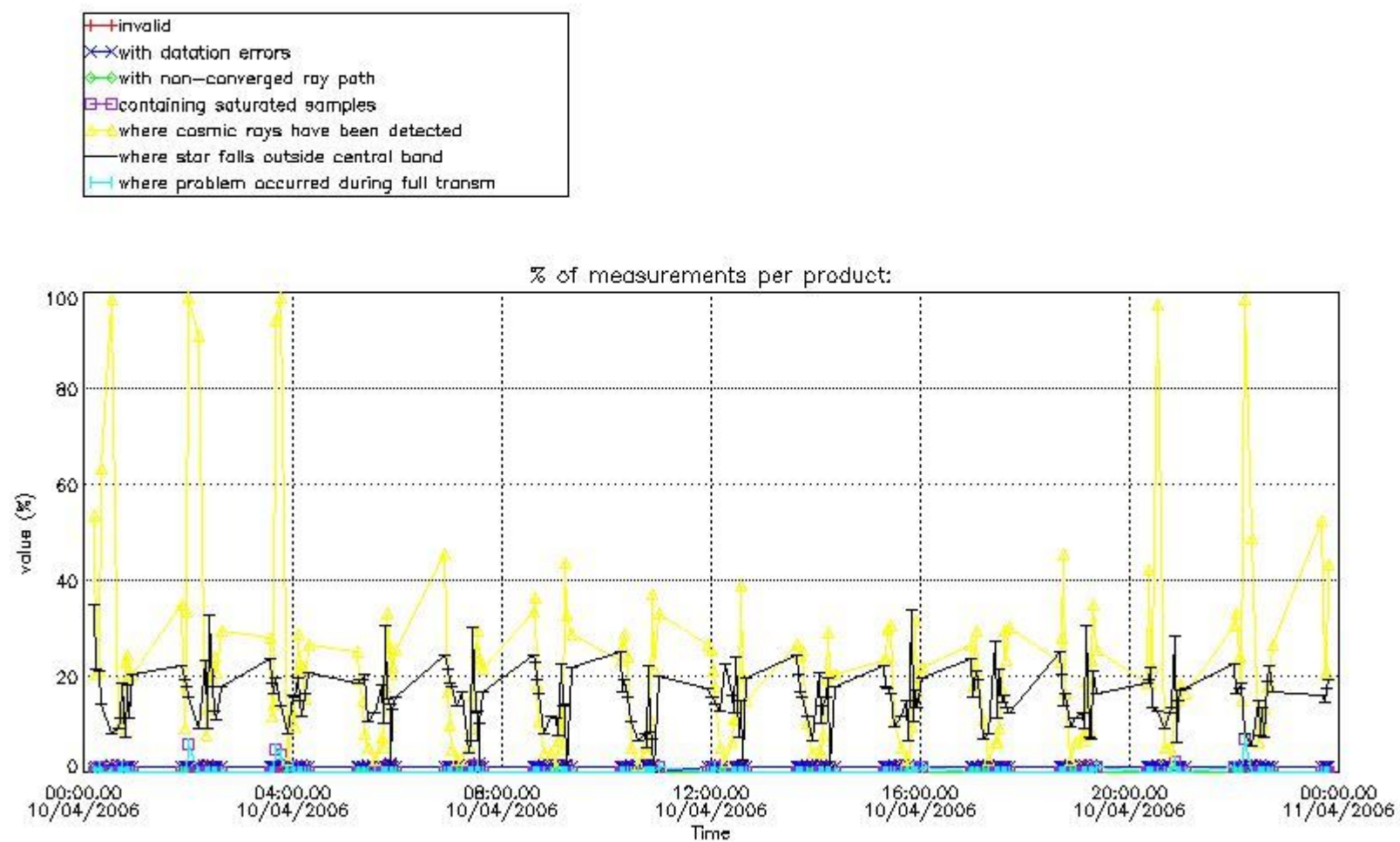


4. Level 1 quality information per product

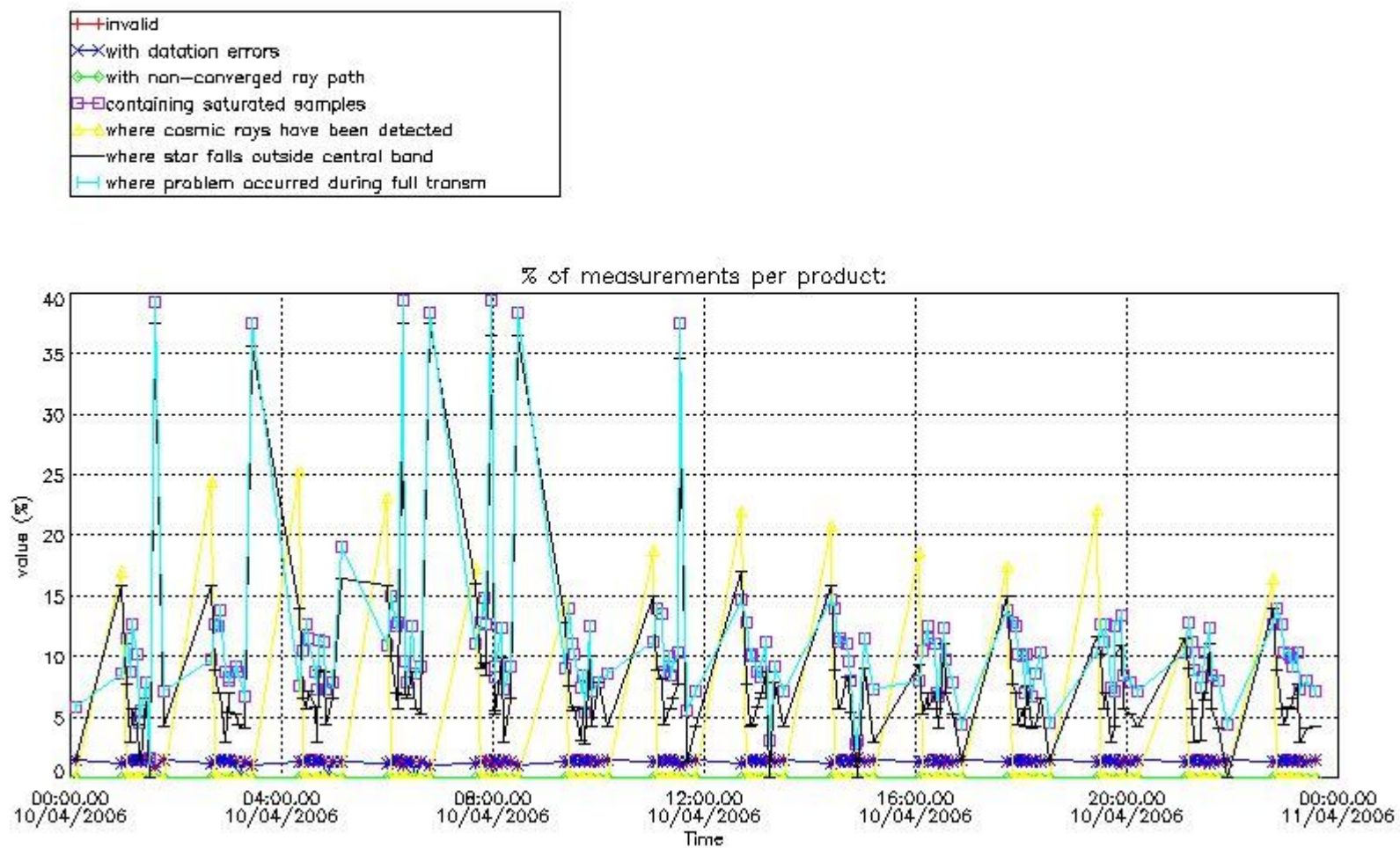
In this section it is plotted some information contained in the Quality Summary data set of the level 2 products that comes from the level 1b processing. Products without errors (error flag in the MPH set to "0") are used.

4.1 Plot quality information per product (time dependant) coming from level 1b processing

4.1.1 Plot level 1 quality information per product (time dependant): ENVISAT ASCENDING passes

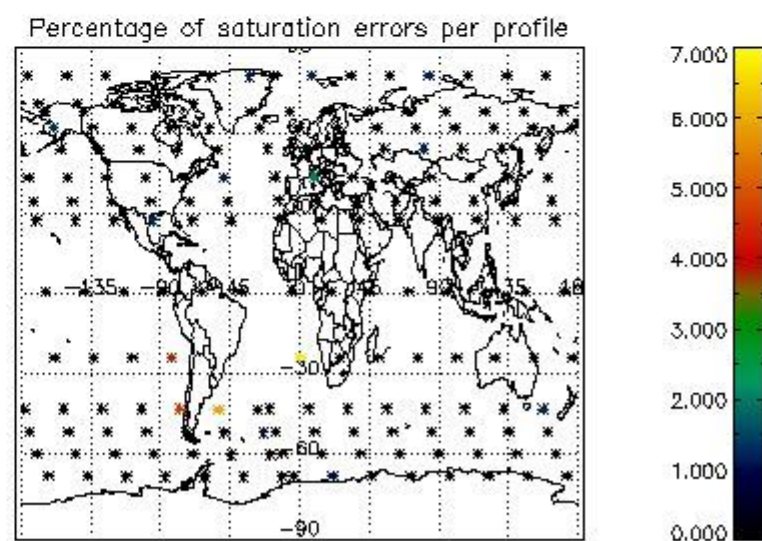
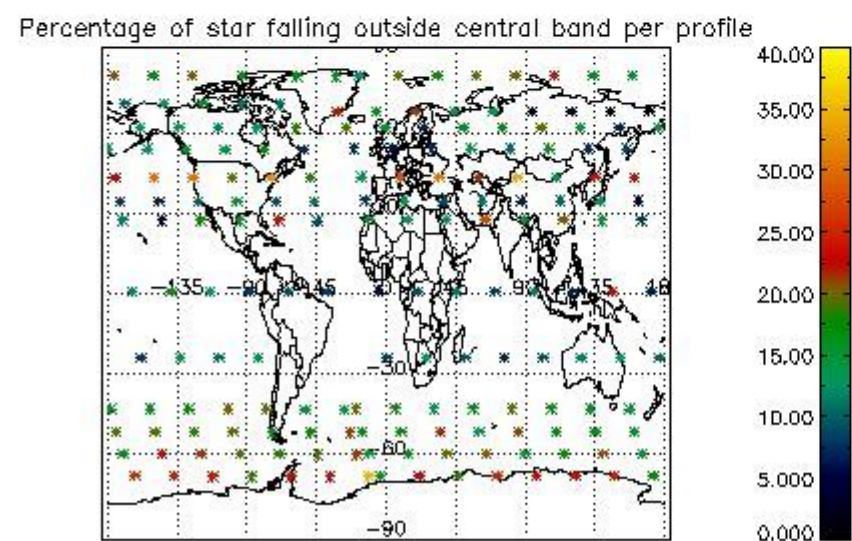
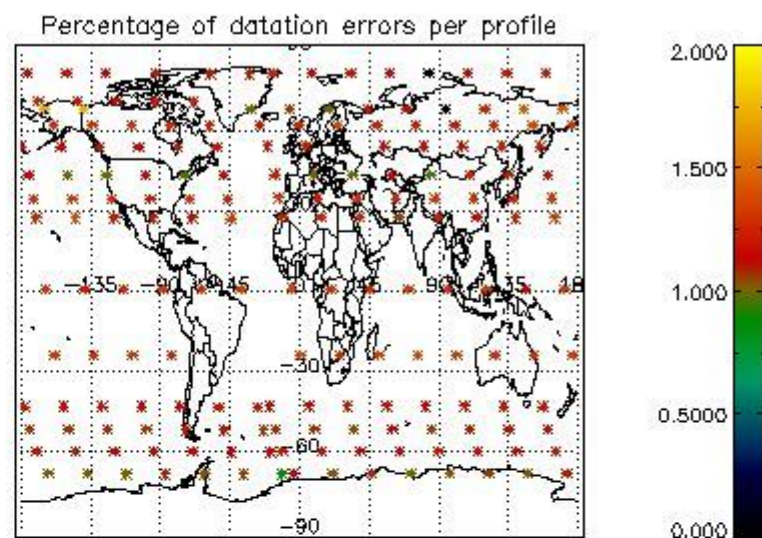
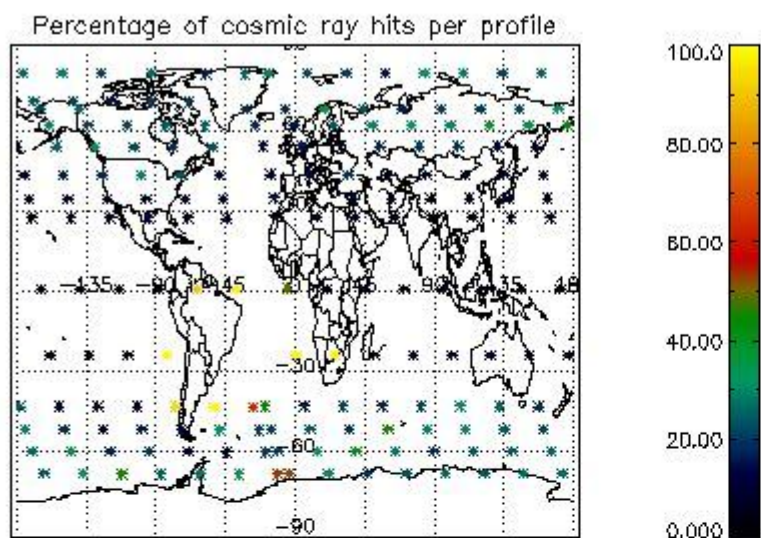


4.1.2 Plot level 1 quality information per product (time dependant): ENVI SAT DESCENDING passes

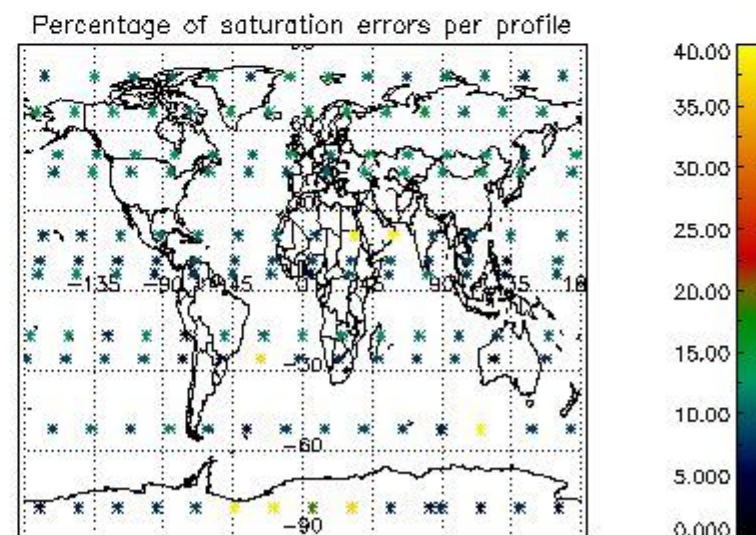
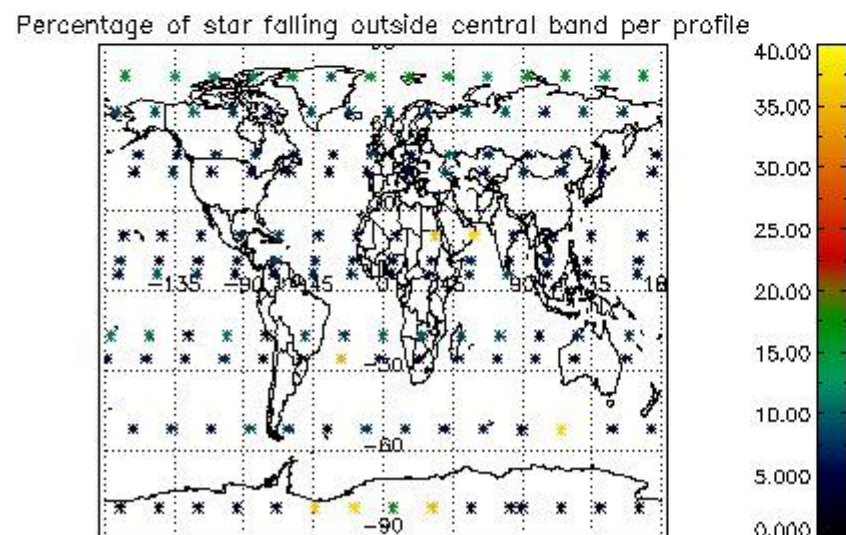
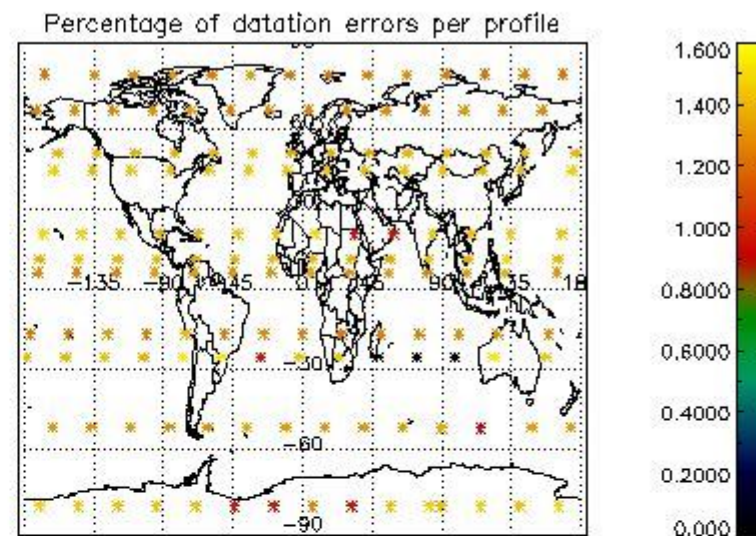
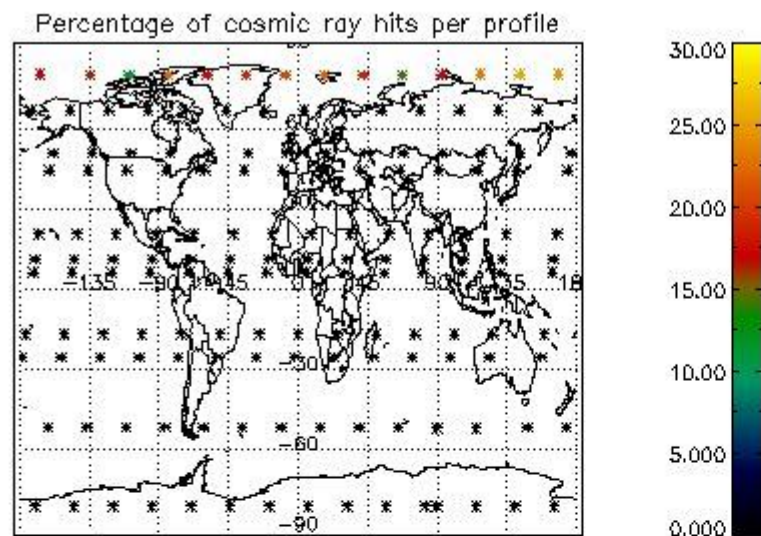


4.2 Plot quality information per product coming from level 1b processing (world map)

4.2.1 Plot level 1 quality information per product (world map): ENVISAT ASCENDING passes



4.2.2 Plot level 1 quality information per product (world map): ENVISAT DESCENDING passes



5. Trace gas profiles

5.1 Ozone statistics based on quality of products

The final quality of the products can be "measured" using the STD (Standard Deviation) attached to every point profile. This information is written to the parameter GOM_NL__2P/NL_LOCAL_SPECIES_DENSITY/o3_std of the level 2 products. The table below shows the statistics for given STD ranges.

The statistics are given with respect to the overall valid production:

- Products without fatal errors: GOM_NL__2P/MPH/PRODUCT_ERR=0
- Valid point profile: GOM_NL__2P/NL_LOCAL_SPECIES_DENSITY/pcd(0)=0

The 'Criteria' is applied to valid points of dark limb products:

- Products in dark limb illumination condition: GOM_NL__2P/NL_SUMMARY_QUALITY/obs_ill_cond=0
- Products without fatal errors: GOM_NL__2P/MPH/PRODUCT_ERR=0
- Valid point profile: GOM_NL__2P/NL_LOCAL_SPECIES_DENSITY/pcd(0)=0

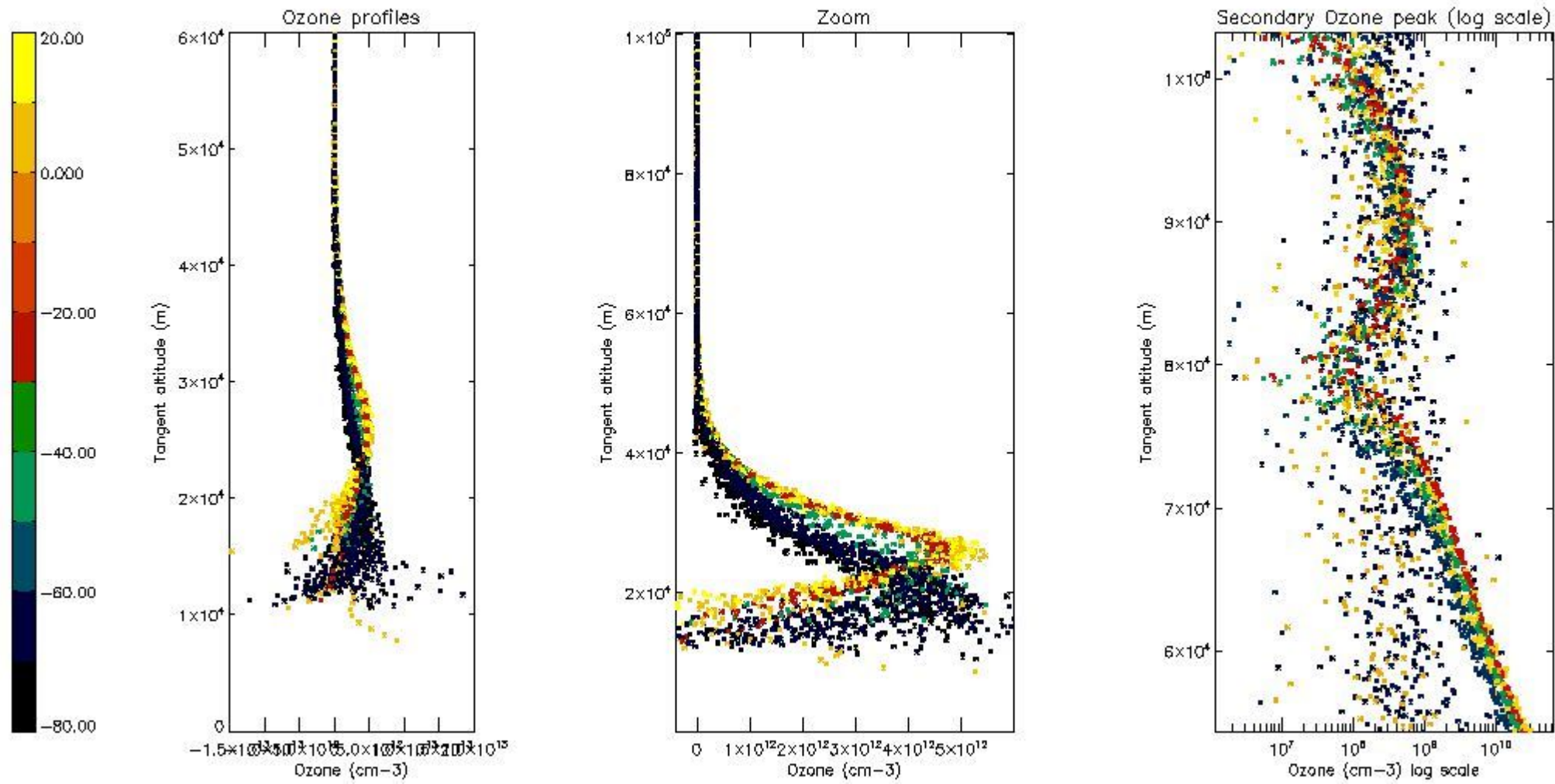
So, the table below shows the percentage of dark limb and valid observations for each criteria with respect to the overall valid daily observations.

| Criteria | % of total production |
|----------|-----------------------|
| All STD | 31 |
| STD < 20 | 13 |

| | |
|----------|---|
| STD < 10 | 8 |
| STD < 5 | 3 |

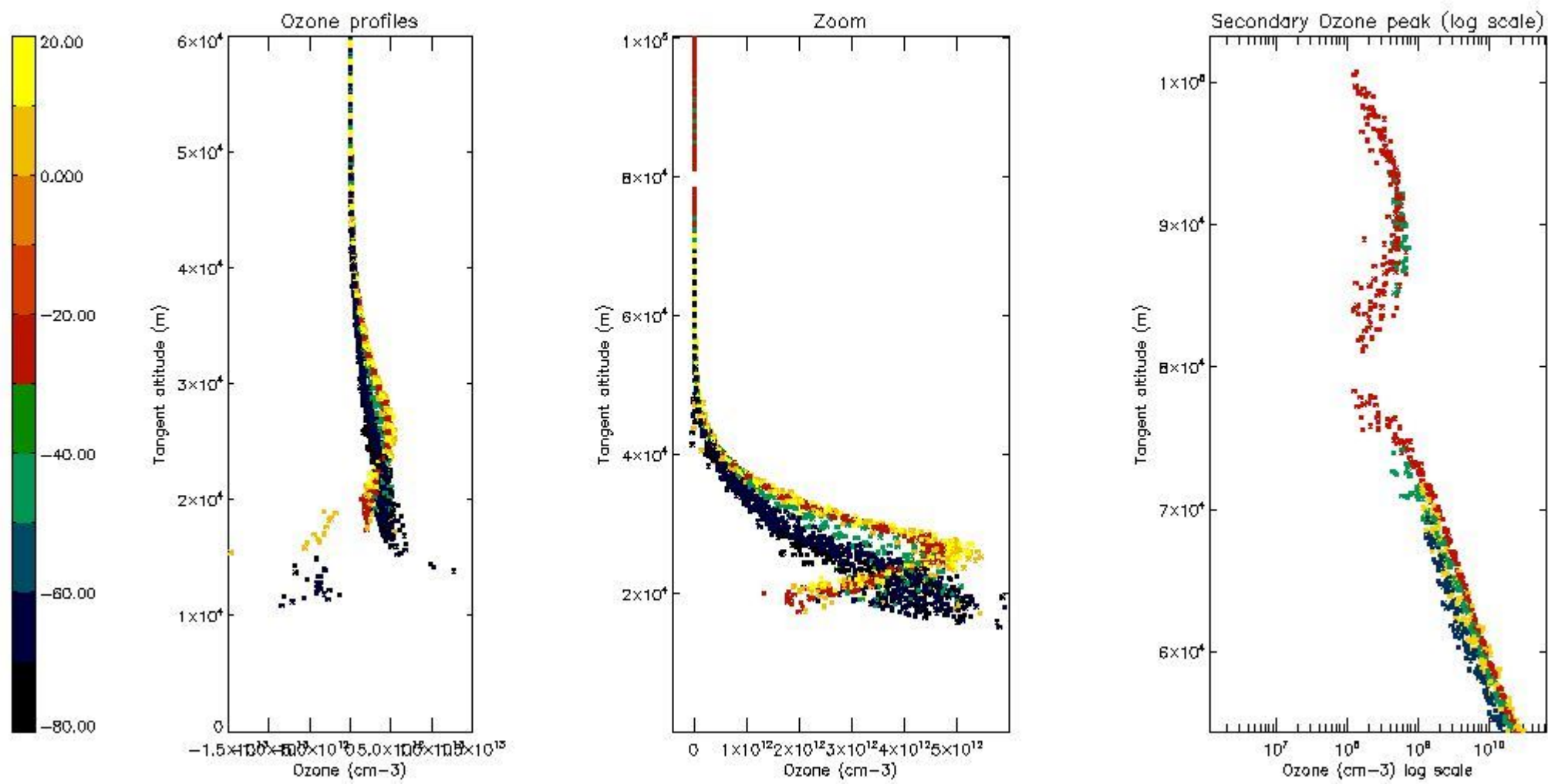
5.2 Plot ozone profiles for all STD (dark without errors)

The colorbar represents the latitude.



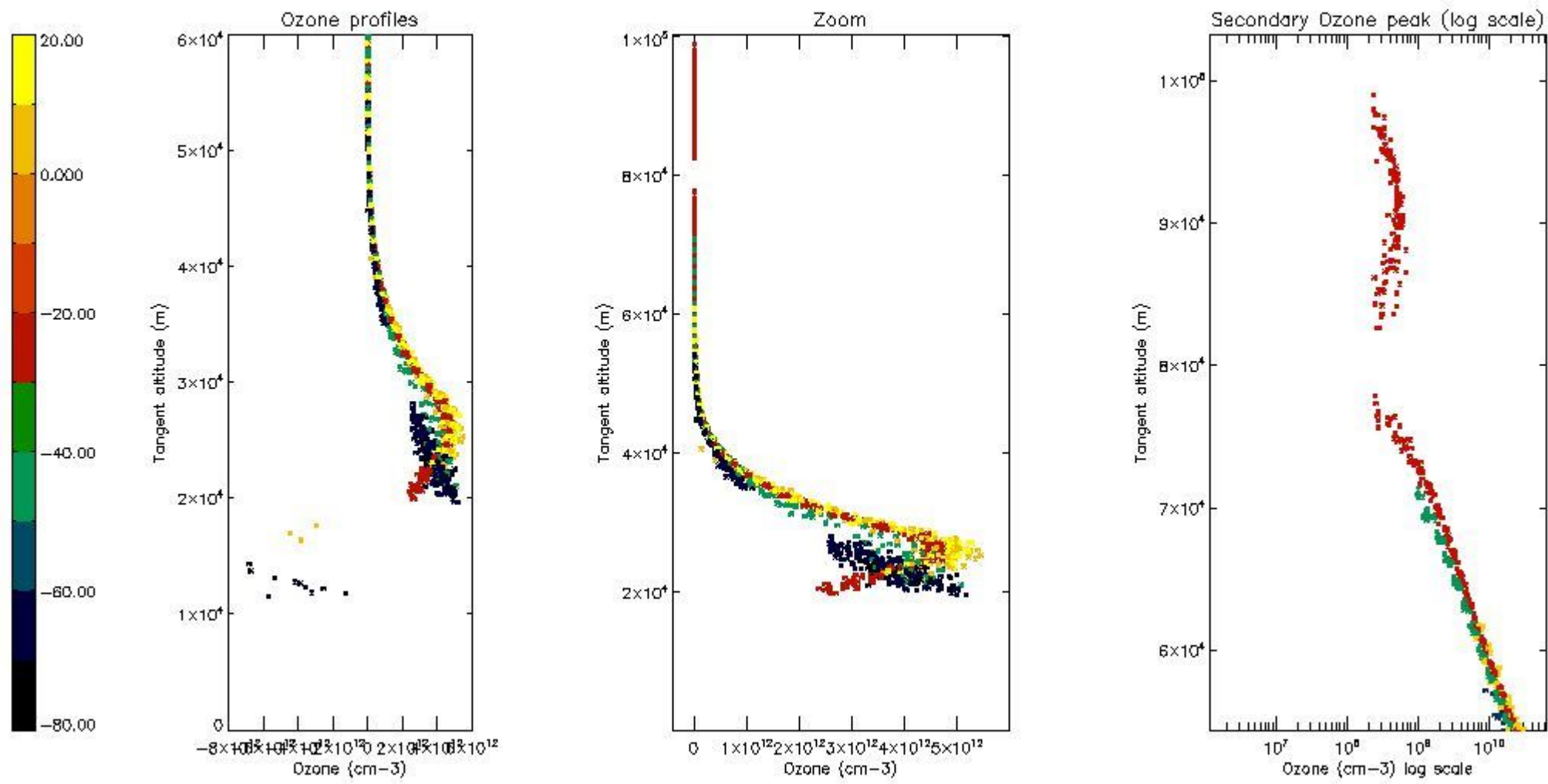
5.3 Plot ozone profiles where STD < 20% (dark without errors)

The colorbar represents the latitude.



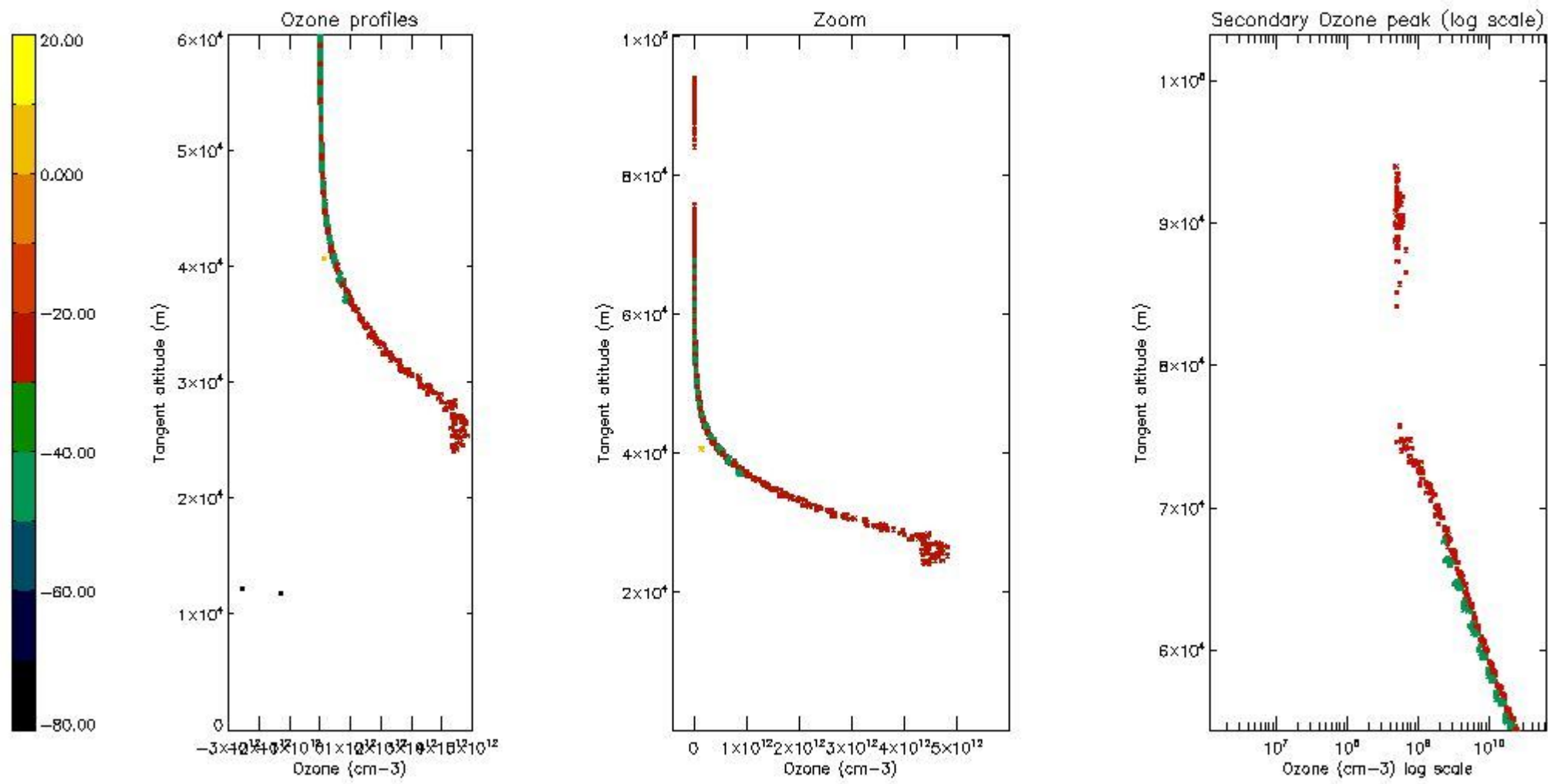
5.4 Plot ozone profiles where STD < 10% (dark without errors)

The colorbar represents the latitude.



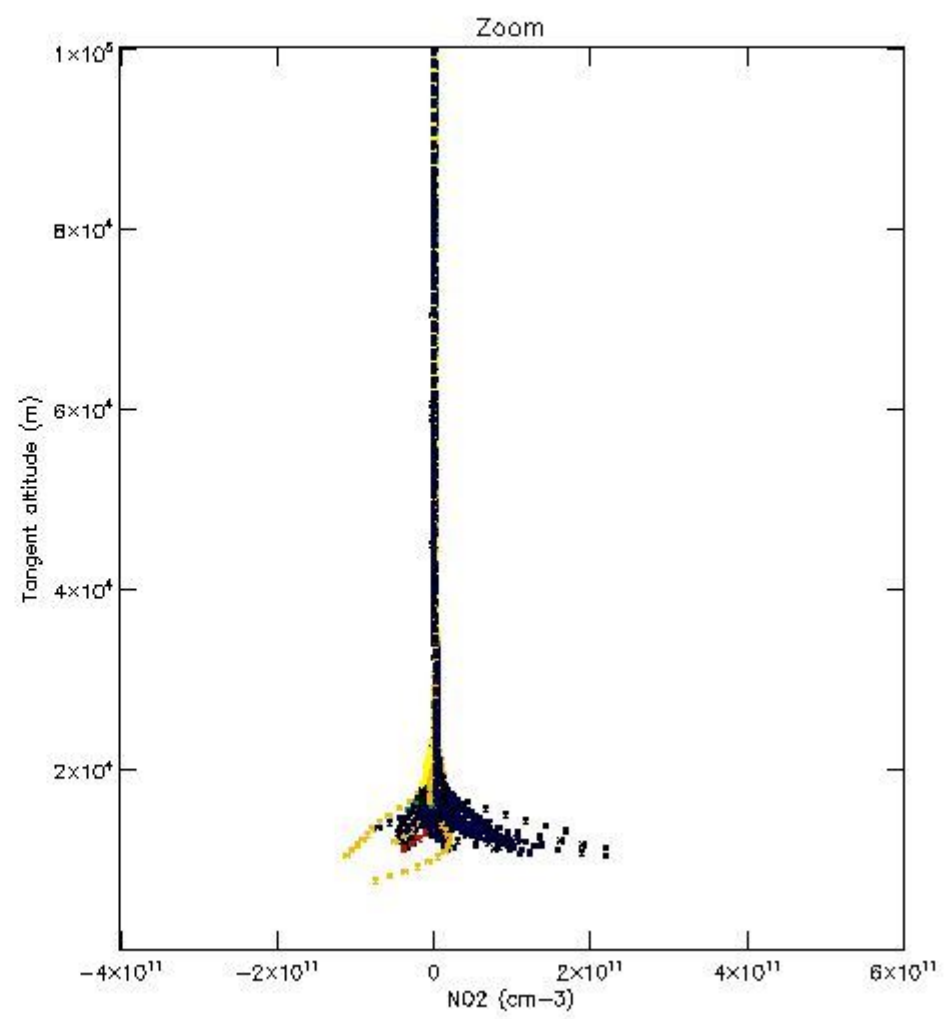
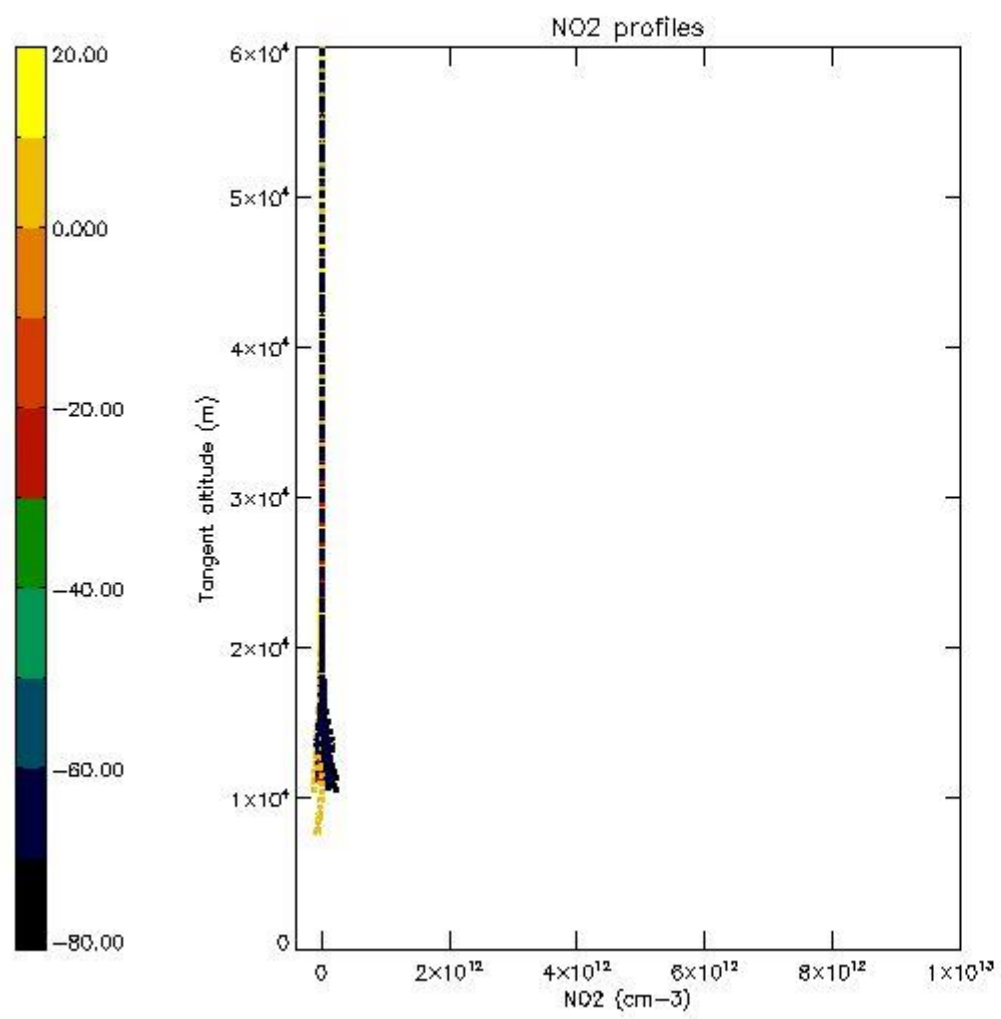
5.5 Plot ozone profiles where STD < 5% (dark without errors)

The colorbar represents the latitude.



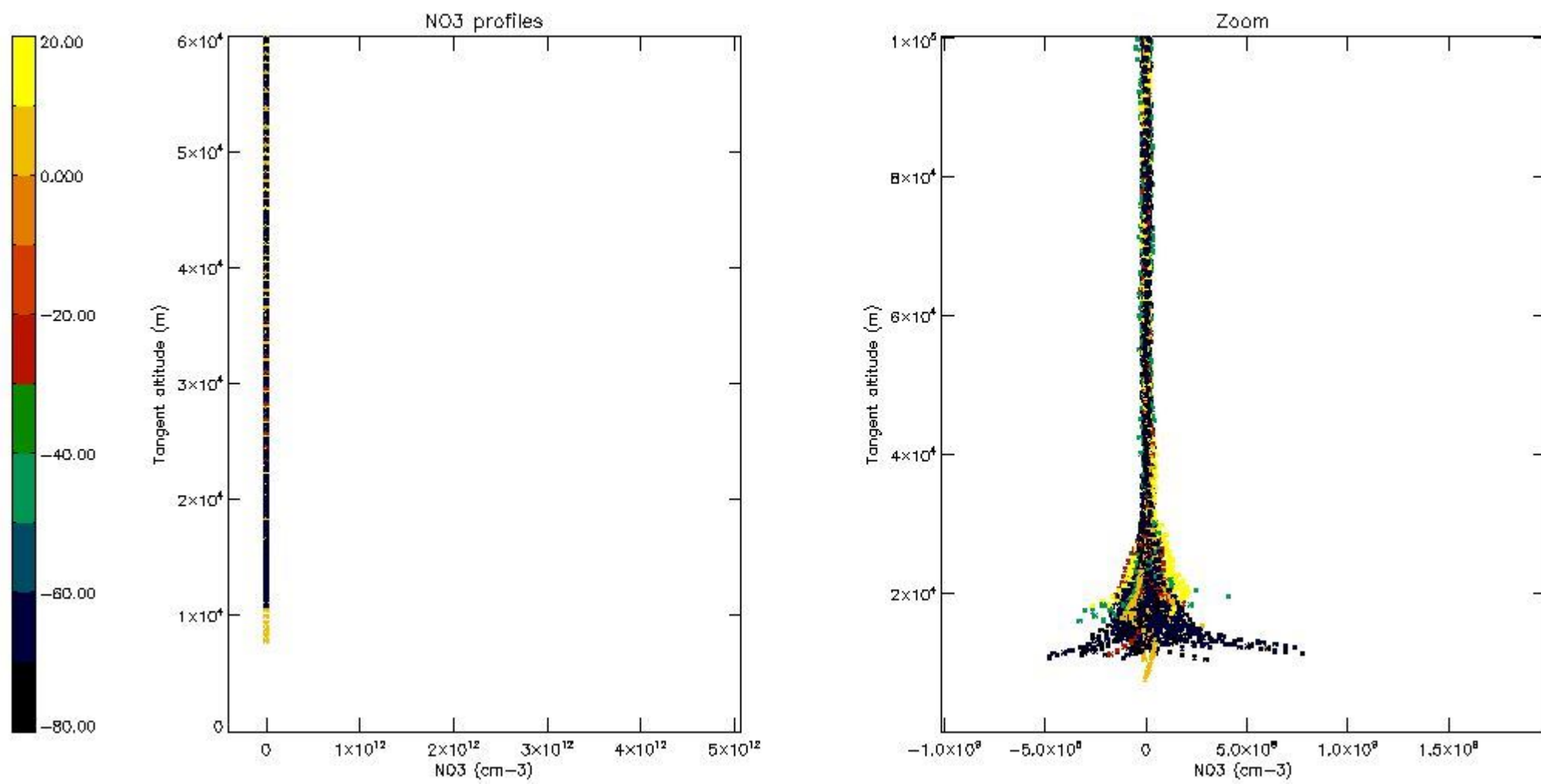
5.6 Plot NO₂ profiles for all STD (dark without errors)

The colorbar represents the latitude.



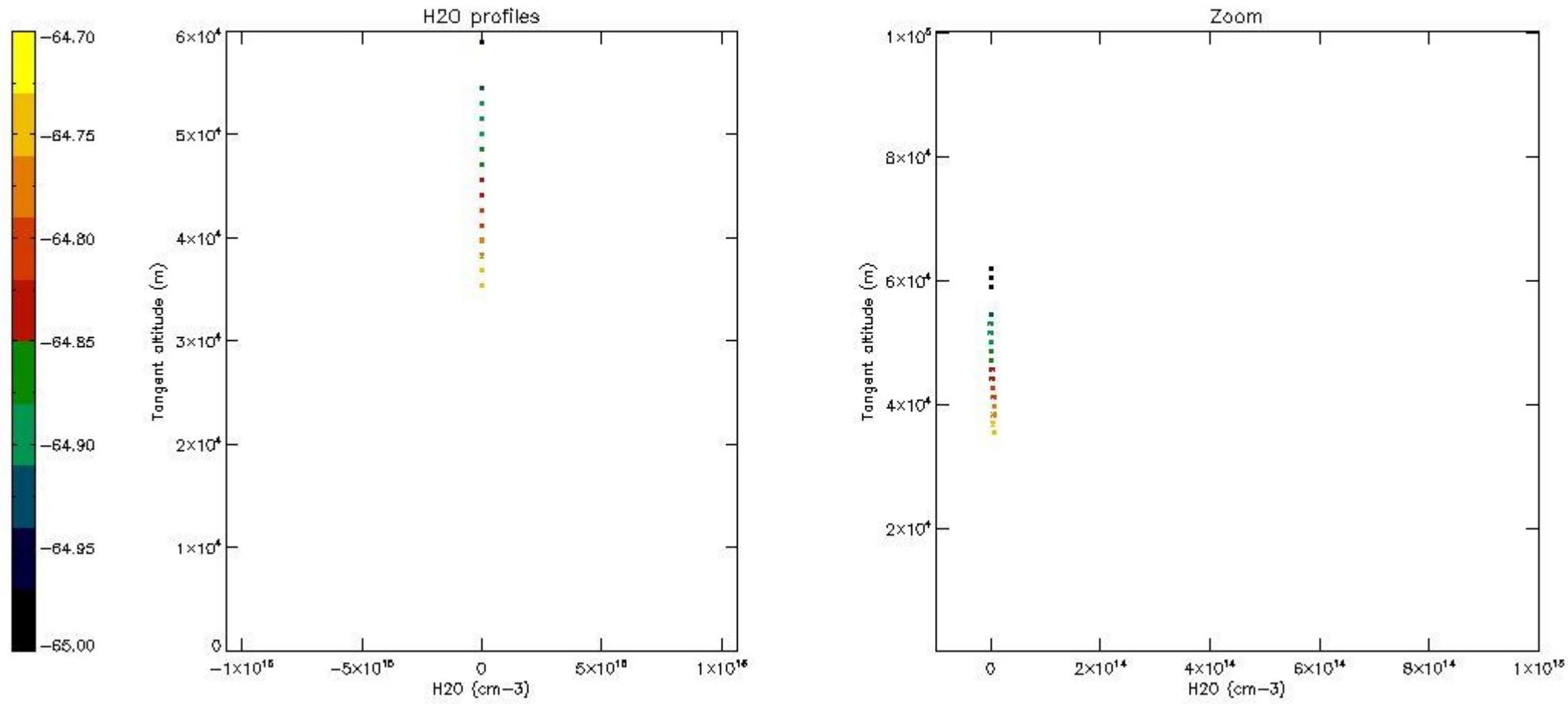
5.7 Plot NO3 profiles for all STD (dark without errors)

The colorbar represents the latitude.



5.8 Plot H2O profiles for all STD (only for occultations of stars 1,2,3,4,13,14,16,26,63 dark without errors)

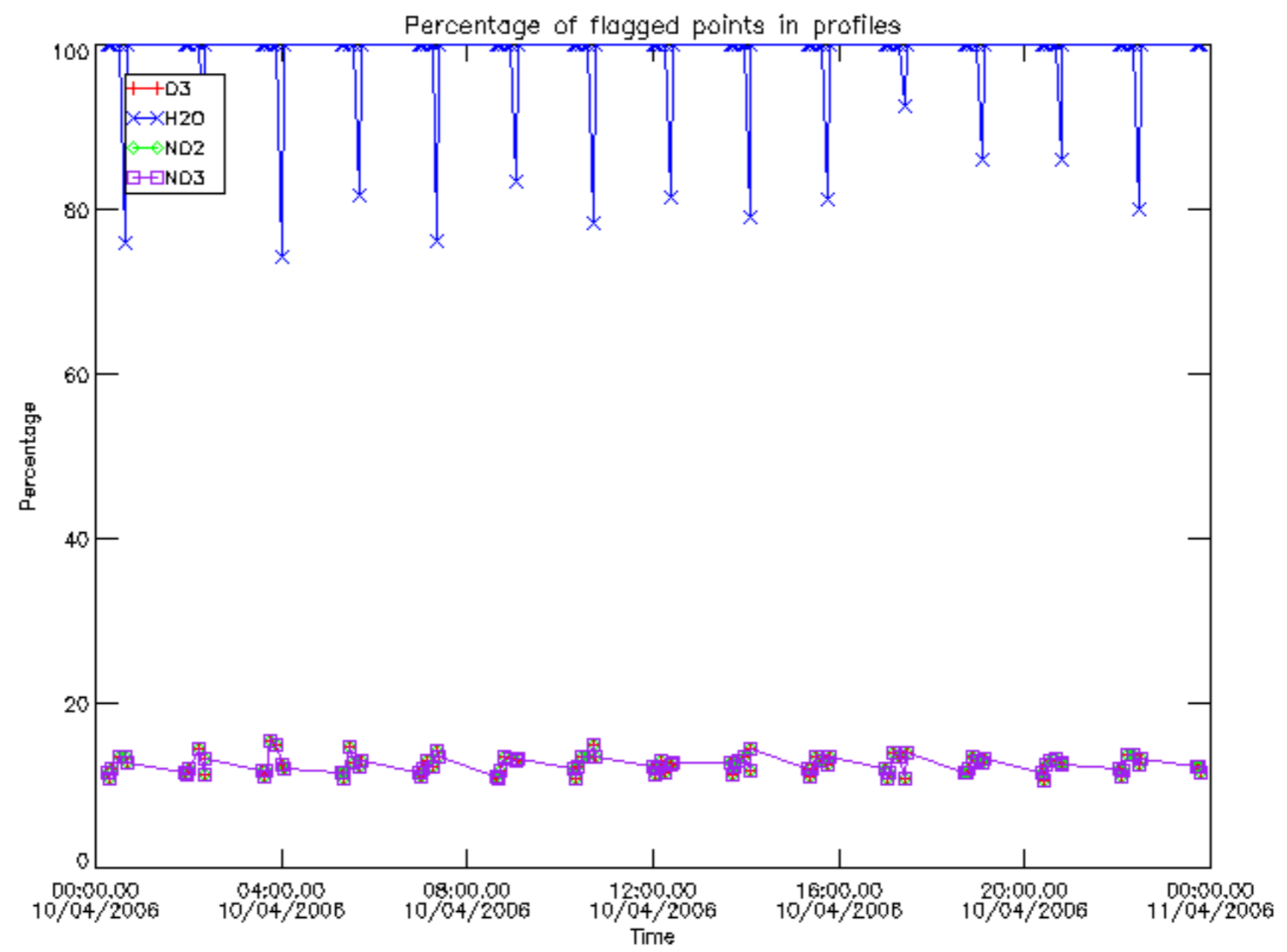
The colorbar represents the latitude.



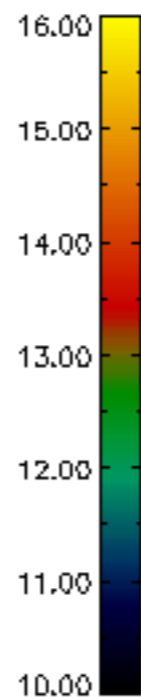
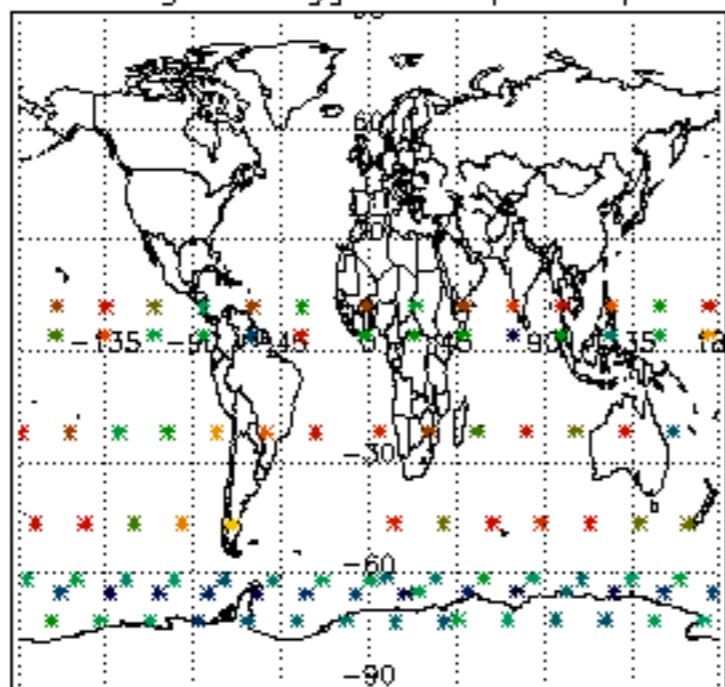
6. Auxiliary Data Files used for the production reported in section 2

The number reported in the third column indicates since which file (see list in section 2) the corresponding auxiliary file has been used. The fourth column is the date of those product files.

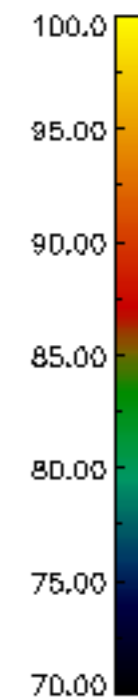
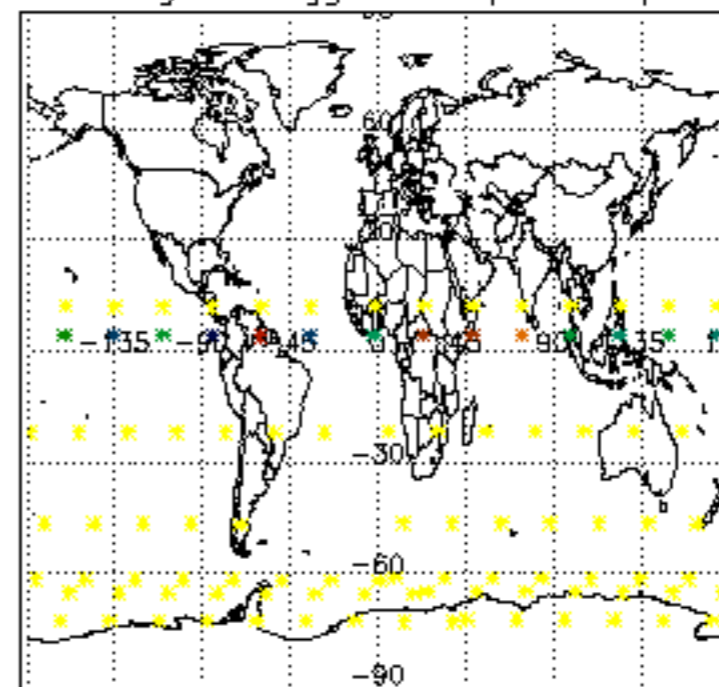
| Type | Auxiliary Filename | Used since product | Used since product date |
|---------------------------|---|--------------------|-------------------------|
| INST_PHYS_CHARACTERISTICS | GOM_INS_AXVIEC20091111_143220_20030716_120000_20500101_000000 | 1 | 10-APR-2006 00:05:36 |
| LEVEL-2_PROC_CONFIG | GOM_PR2_AXVIEC20091111_152718_20020301_000000_20500101_000000 | 1 | 10-APR-2006 00:05:36 |
| CROSS_SECTIONS_FILE | GOM_CRS_AXVIEC20091111_154832_20020301_000000_20500101_000000 | 1 | 10-APR-2006 00:05:36 |



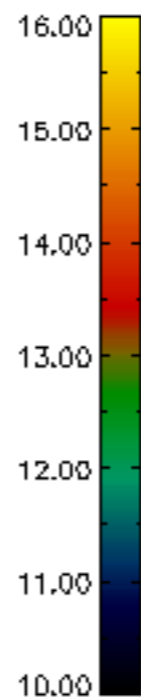
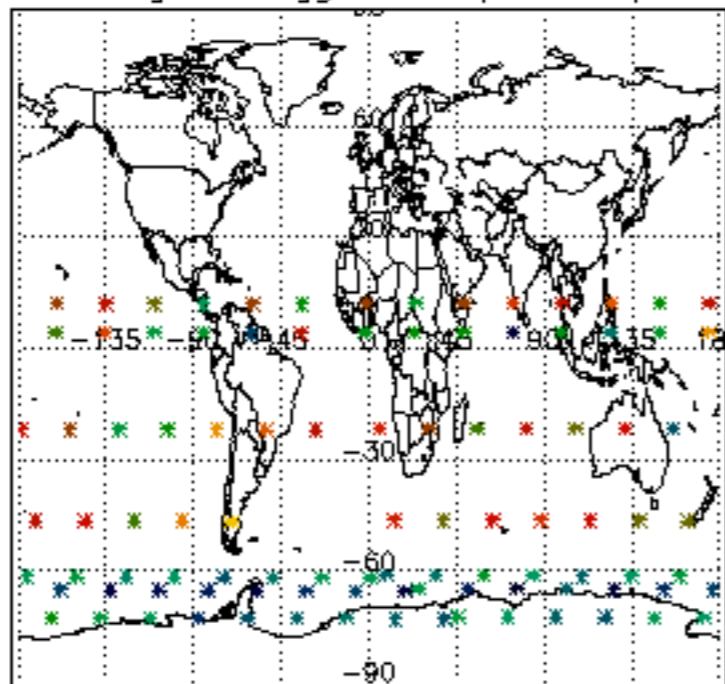
Percentage of flagged data per D3 profile



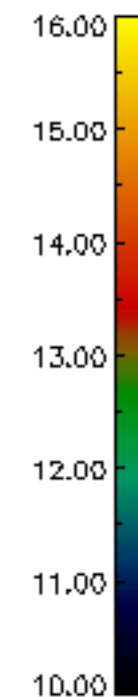
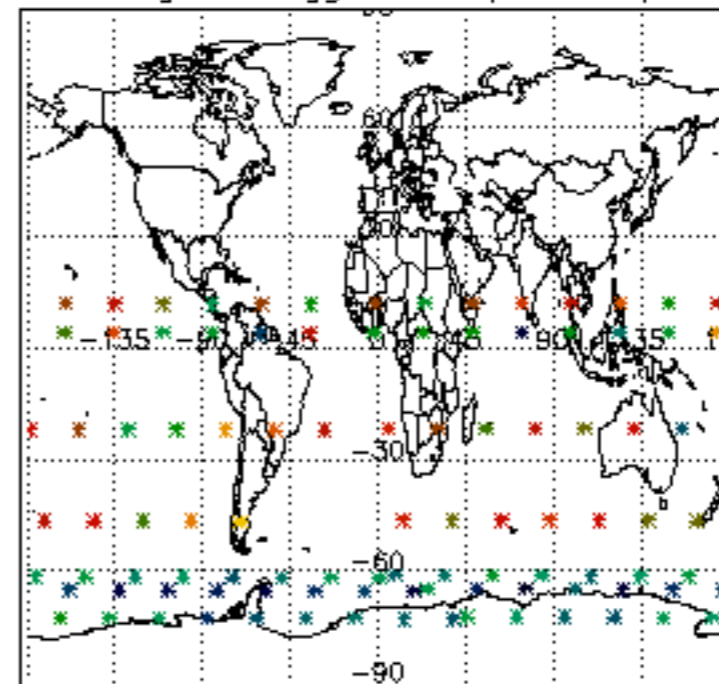
Percentage of flagged data per H2O profile

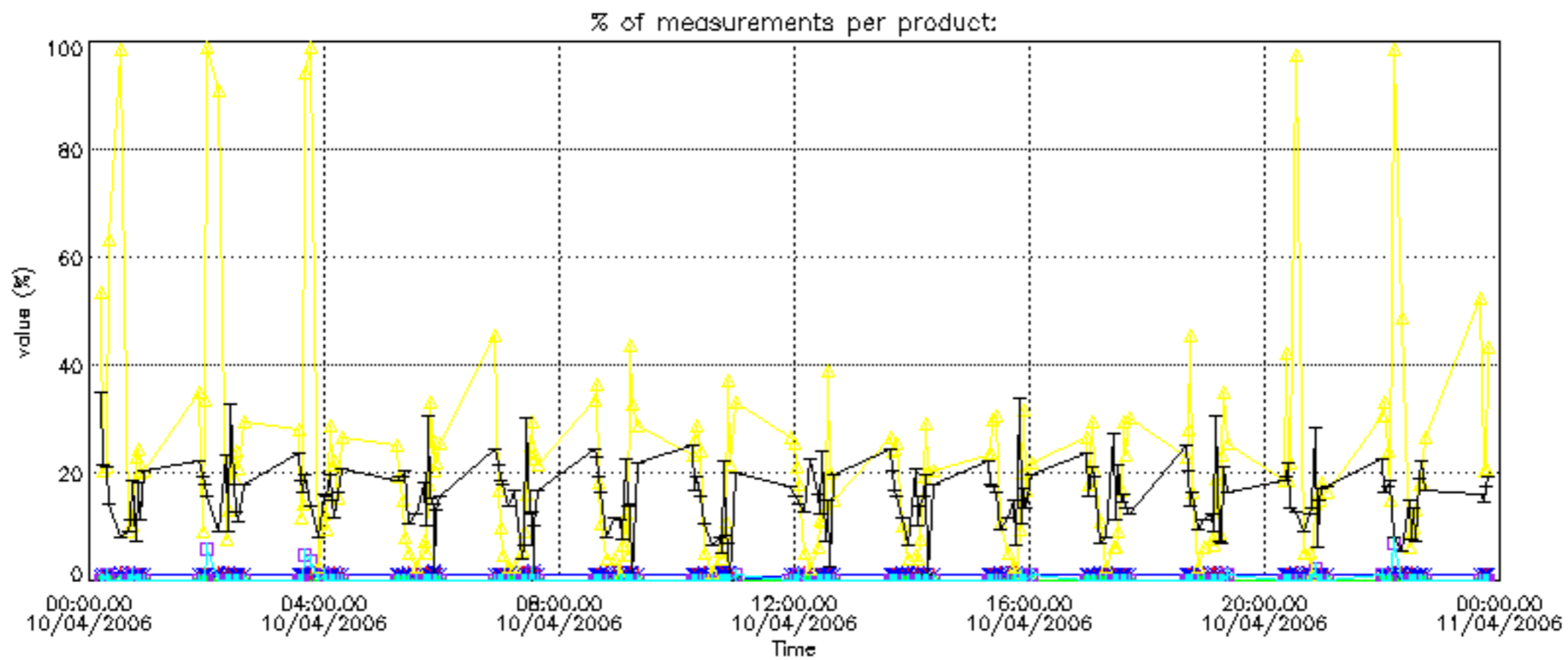


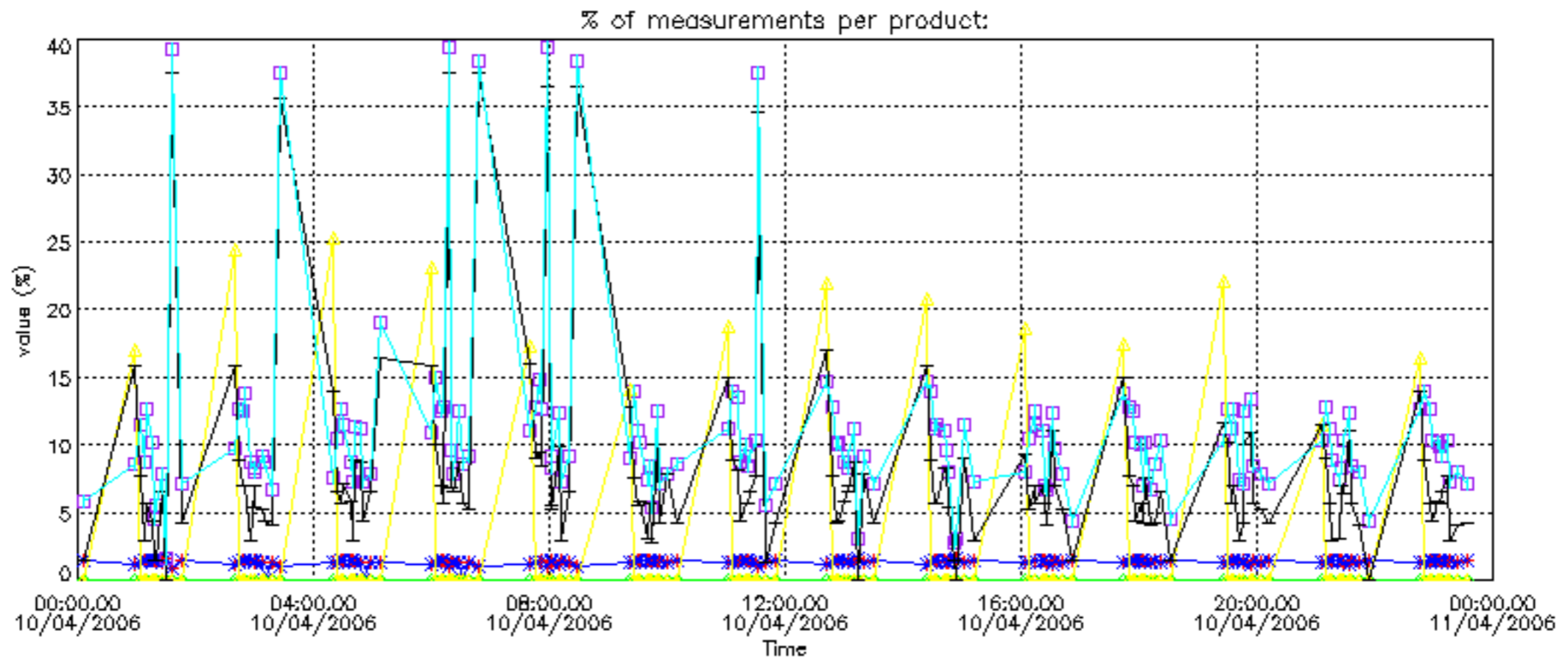
Percentage of flagged data per NO2 profile



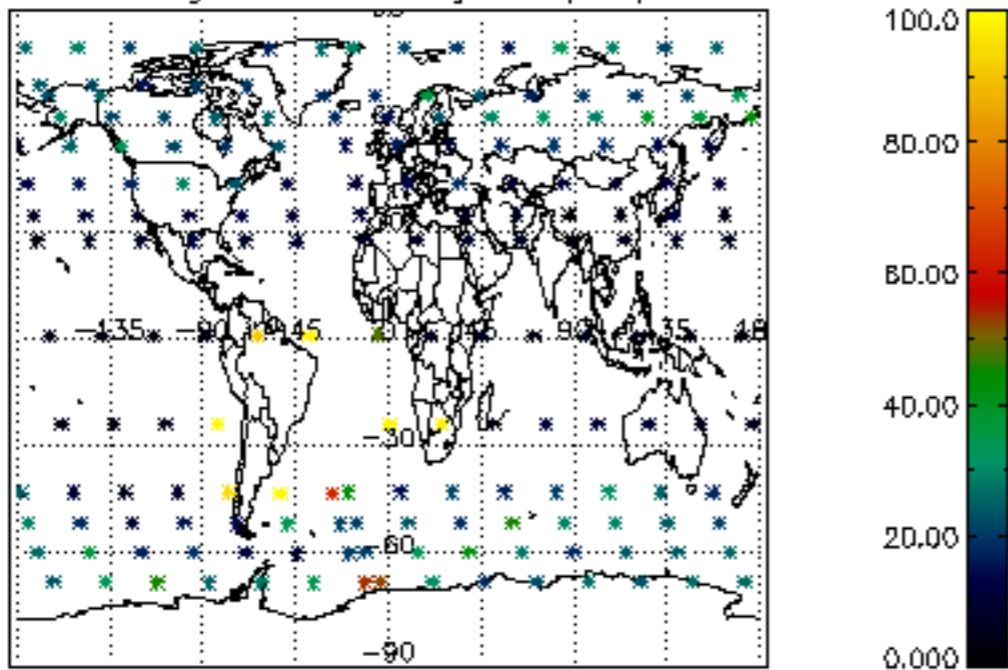
Percentage of flagged data per NO3 profile



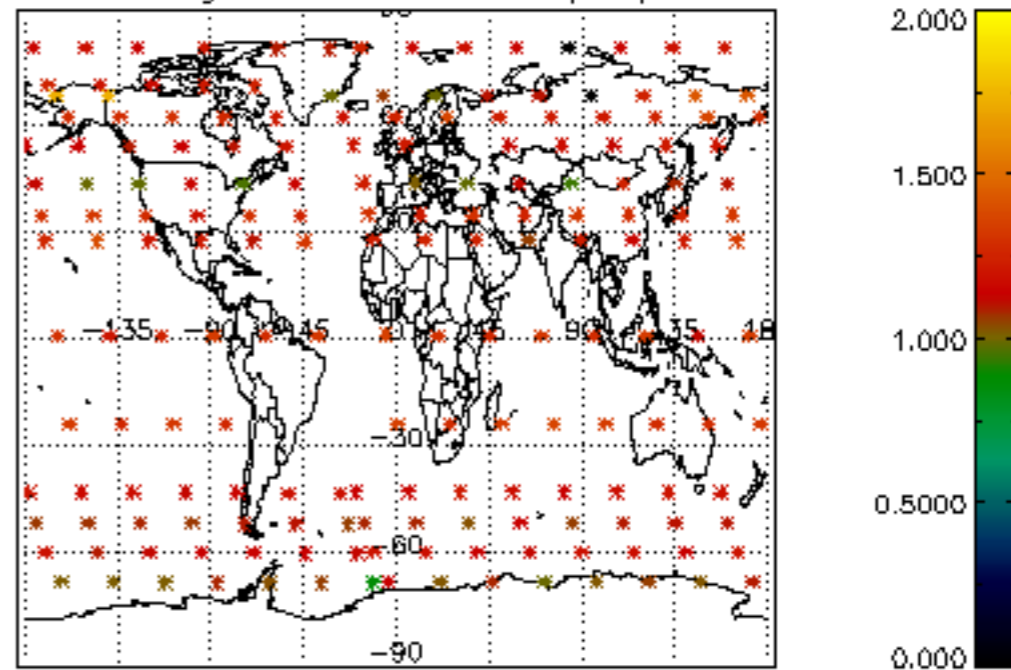




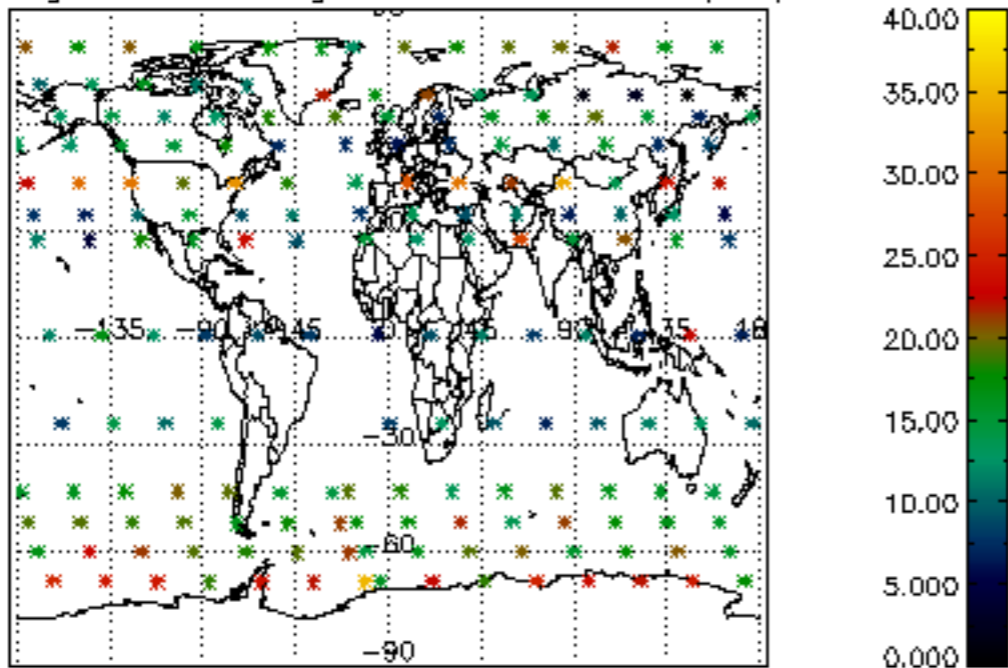
Percentage of cosmic ray hits per profile



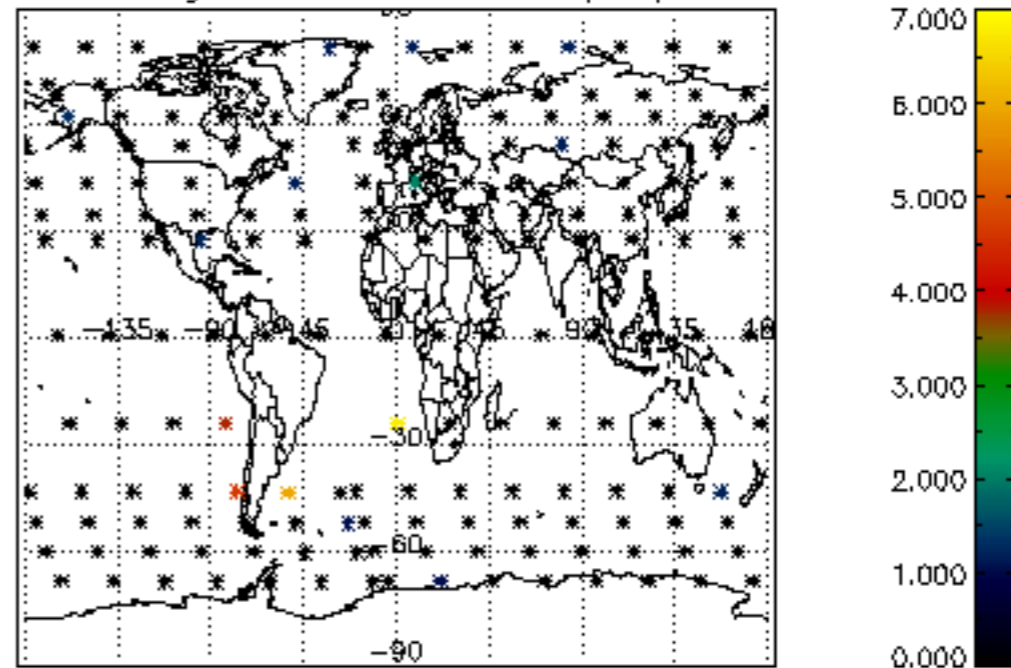
Percentage of datation errors per profile



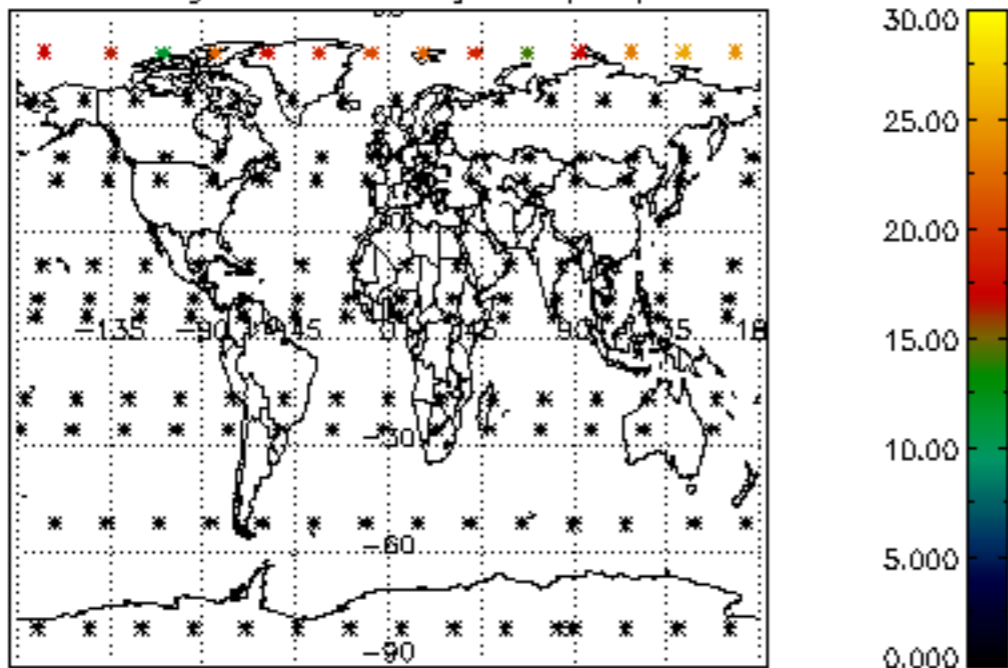
Percentage of star falling outside central band per profile



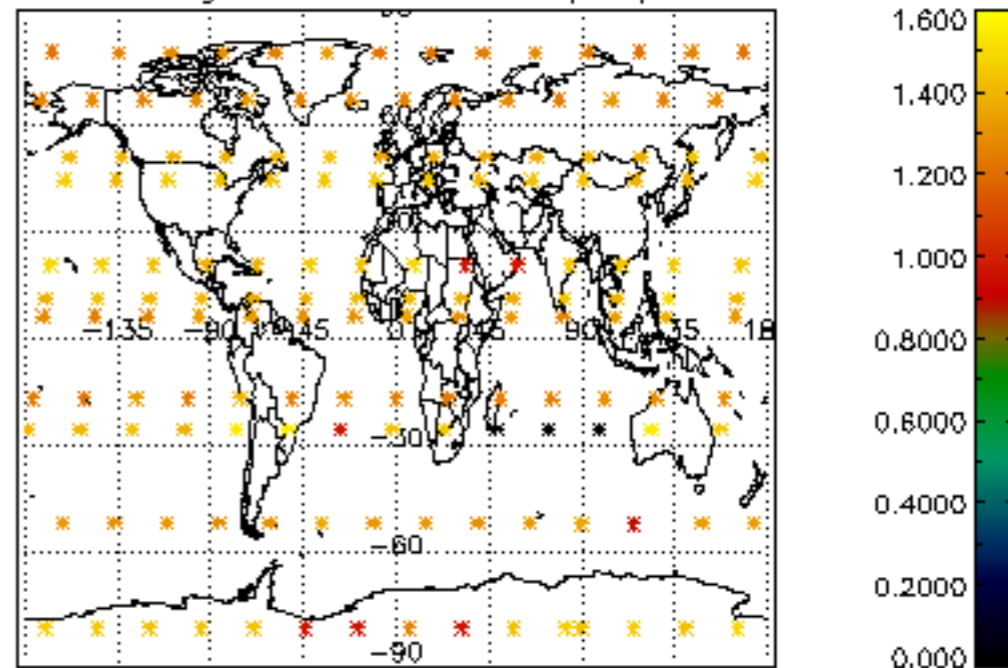
Percentage of saturation errors per profile



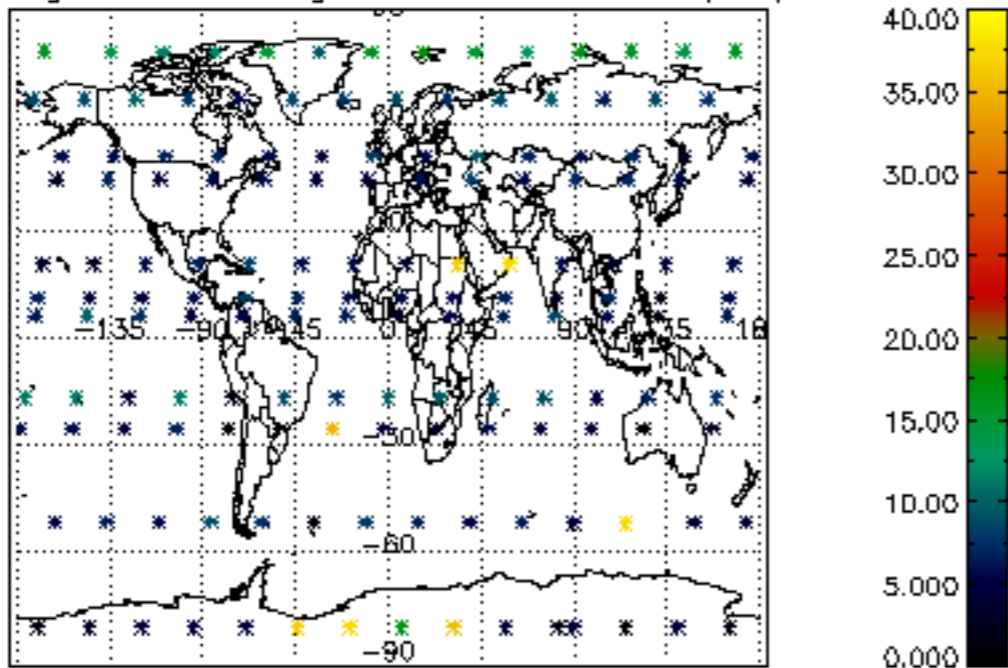
Percentage of cosmic ray hits per profile



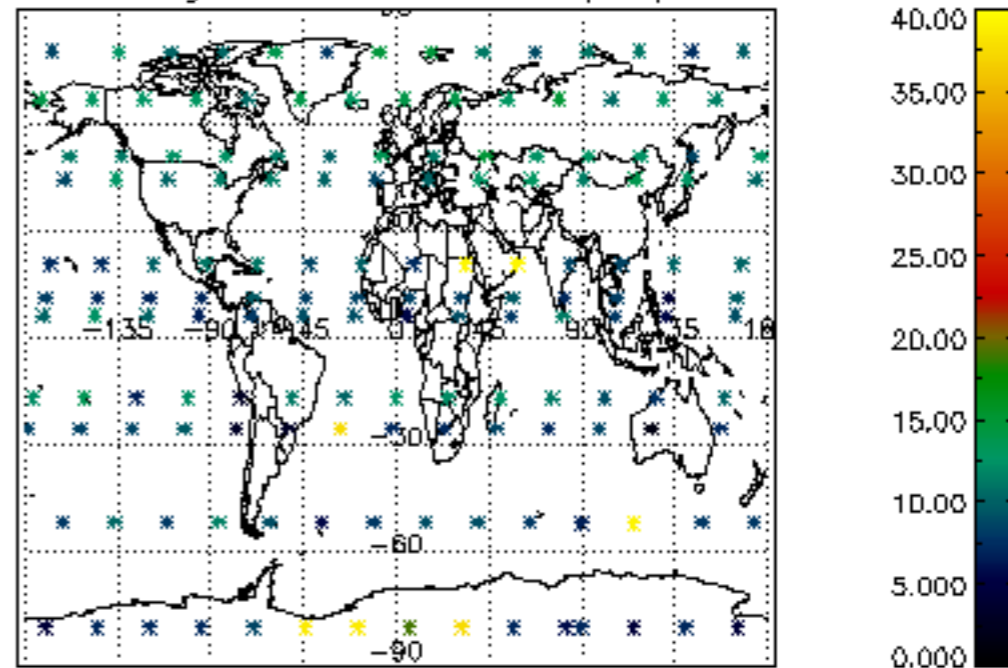
Percentage of datation errors per profile

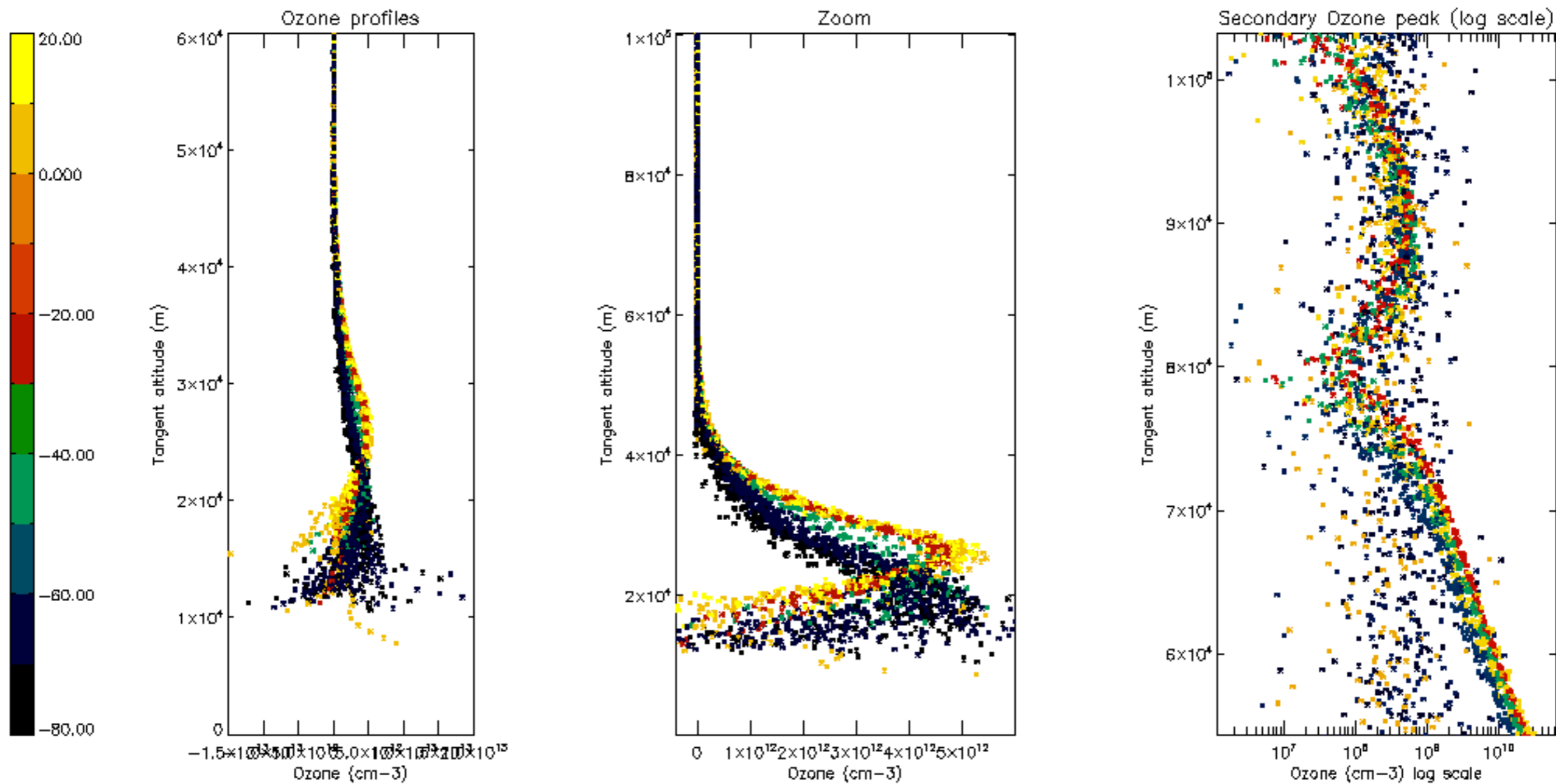


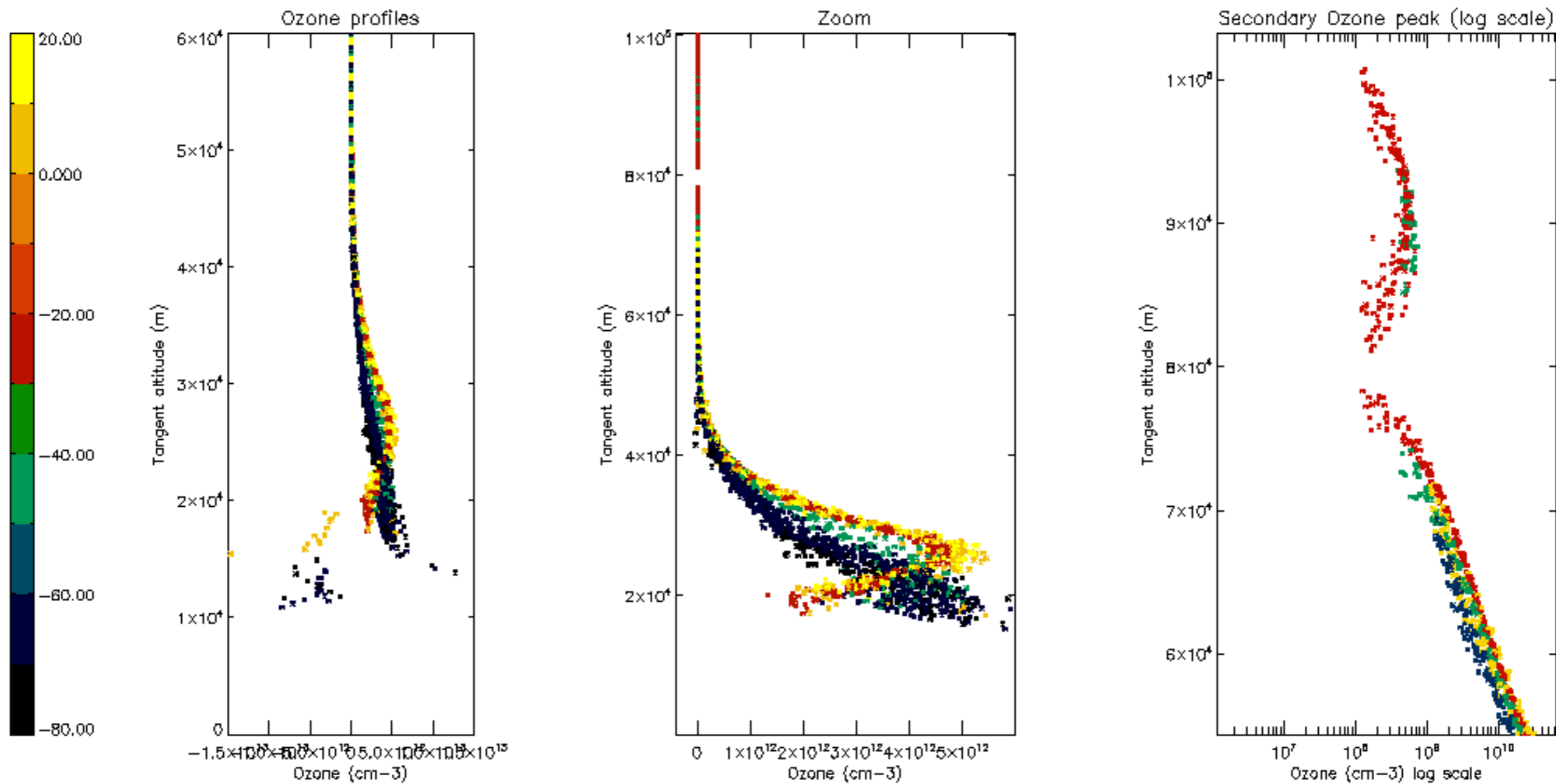
Percentage of star falling outside central band per profile

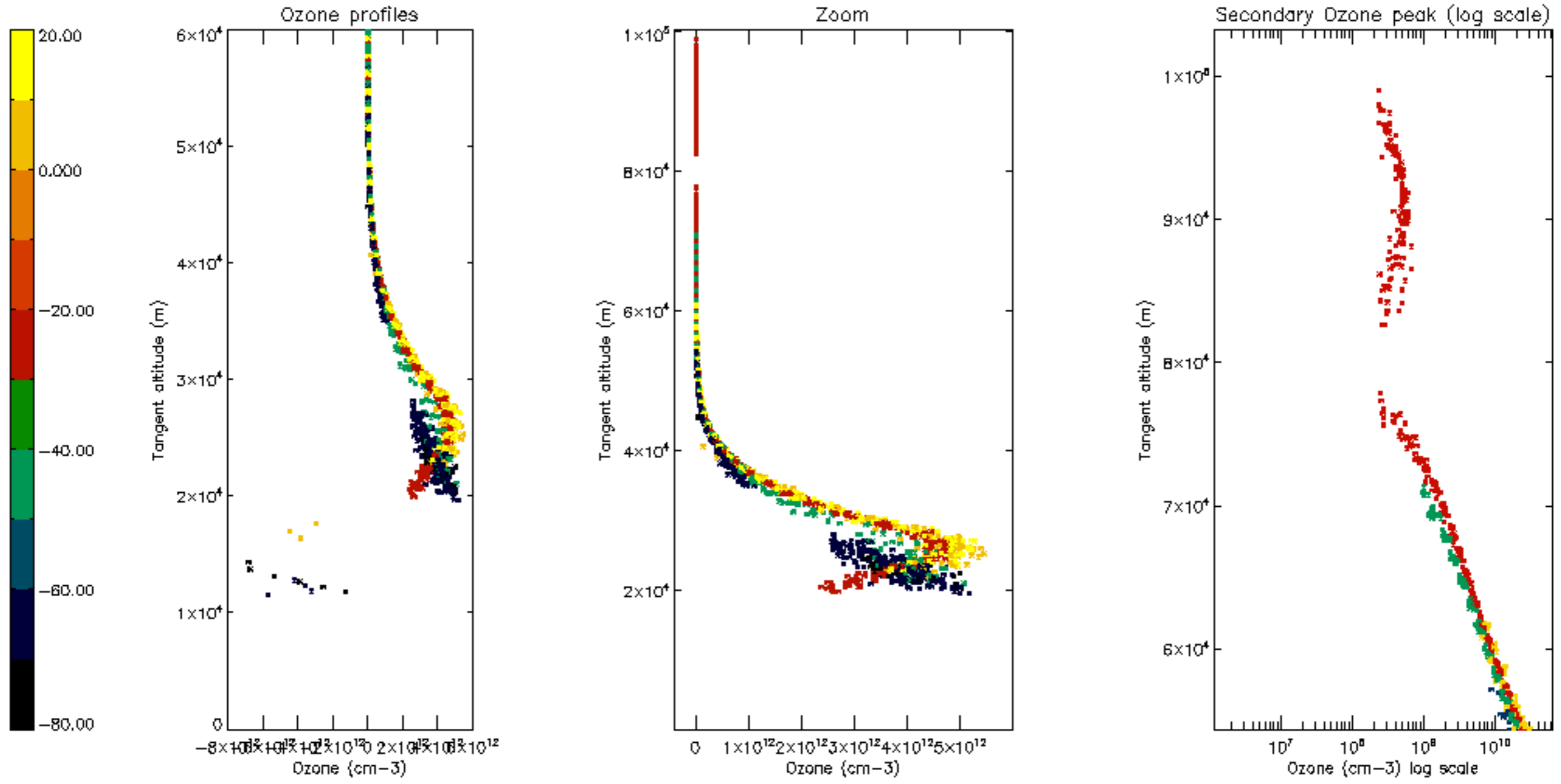


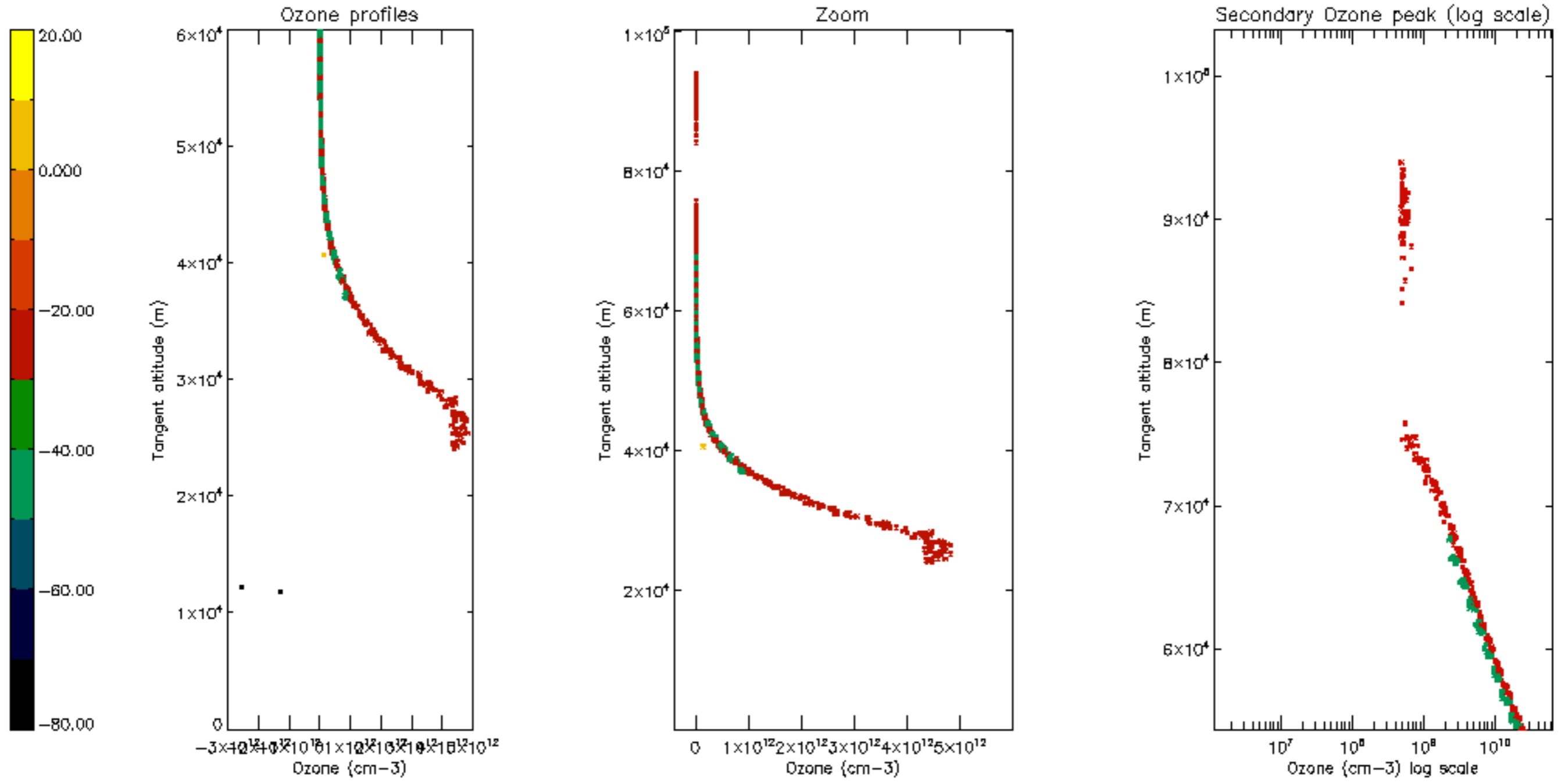
Percentage of saturation errors per profile

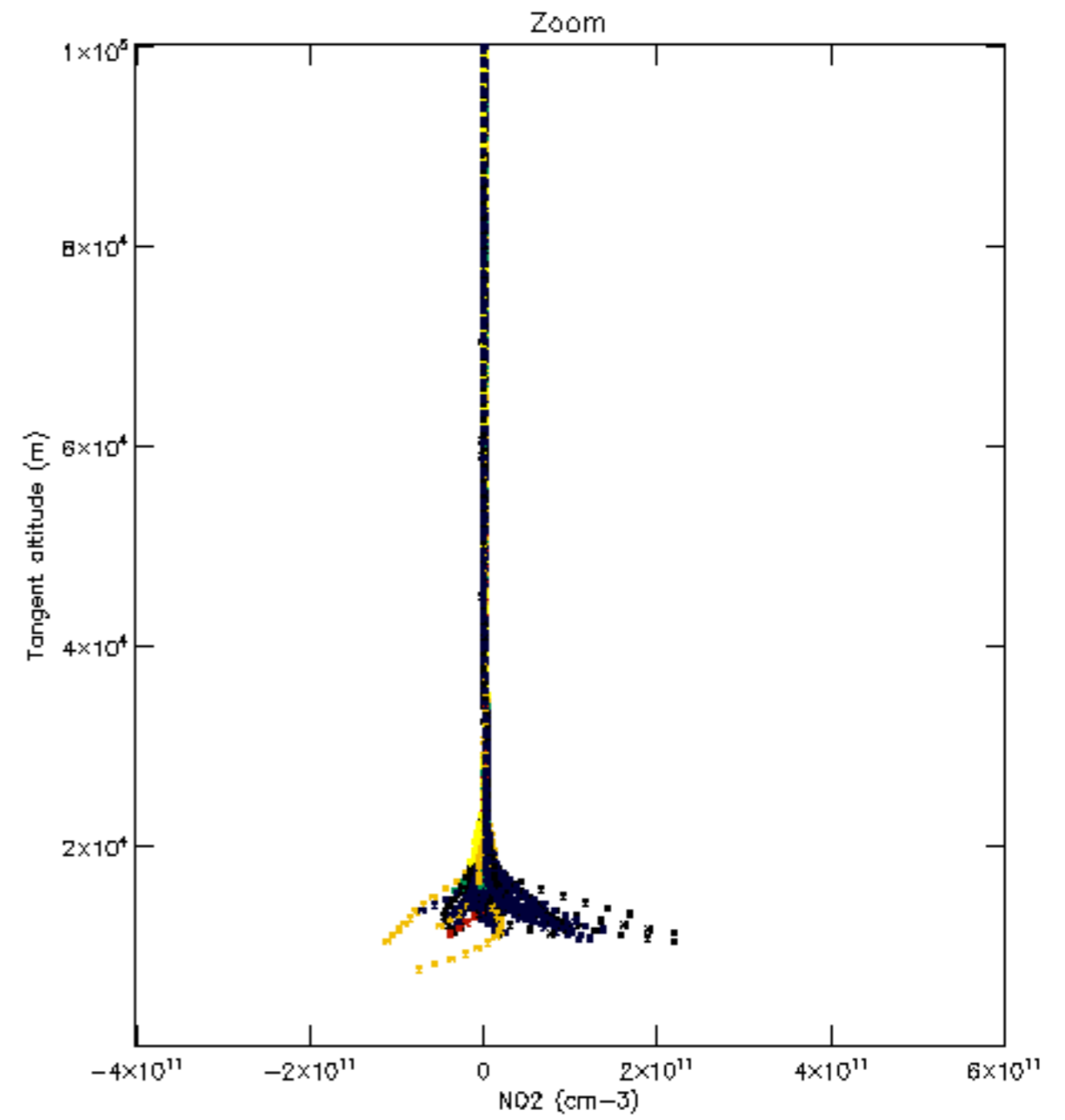
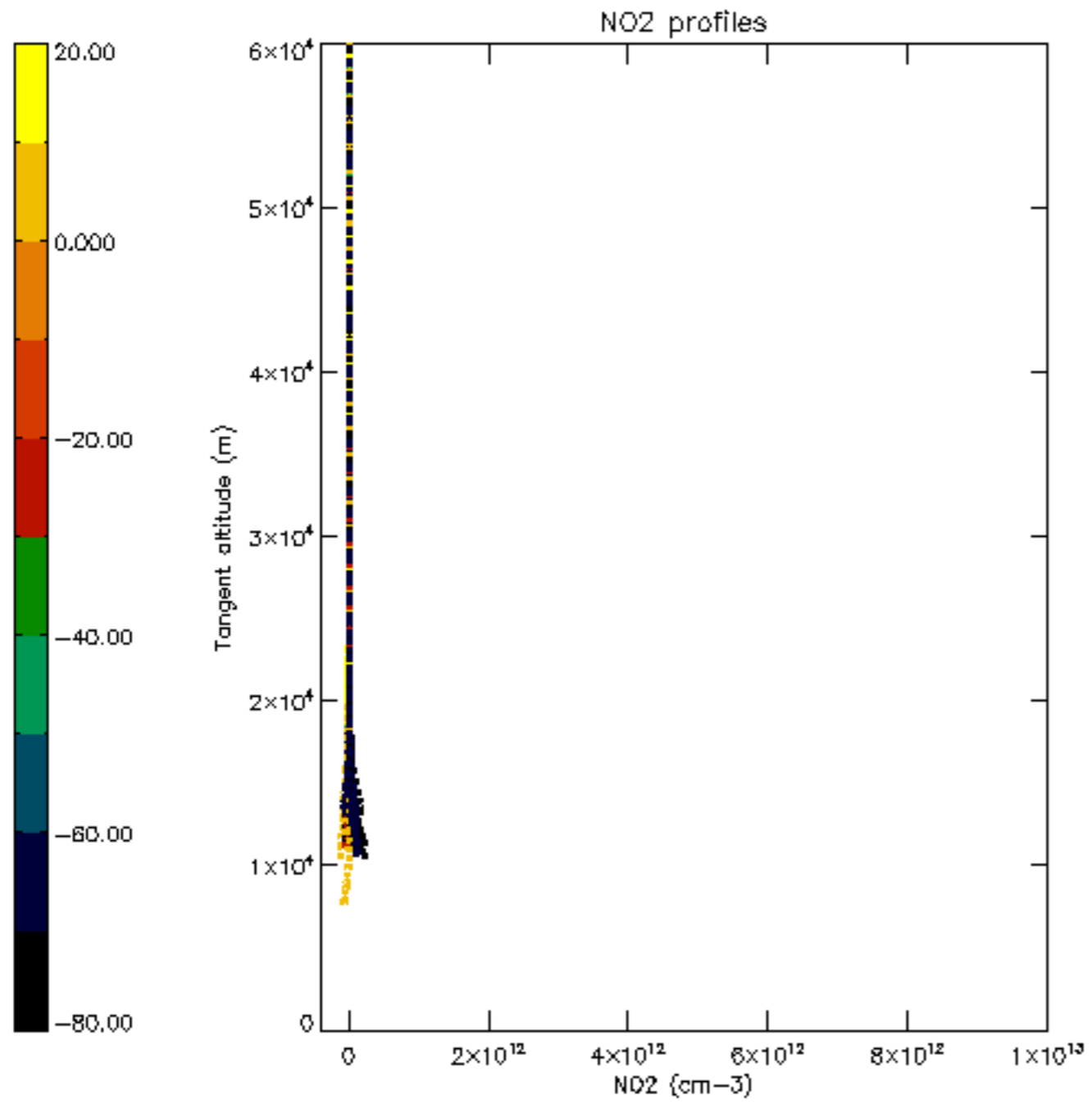


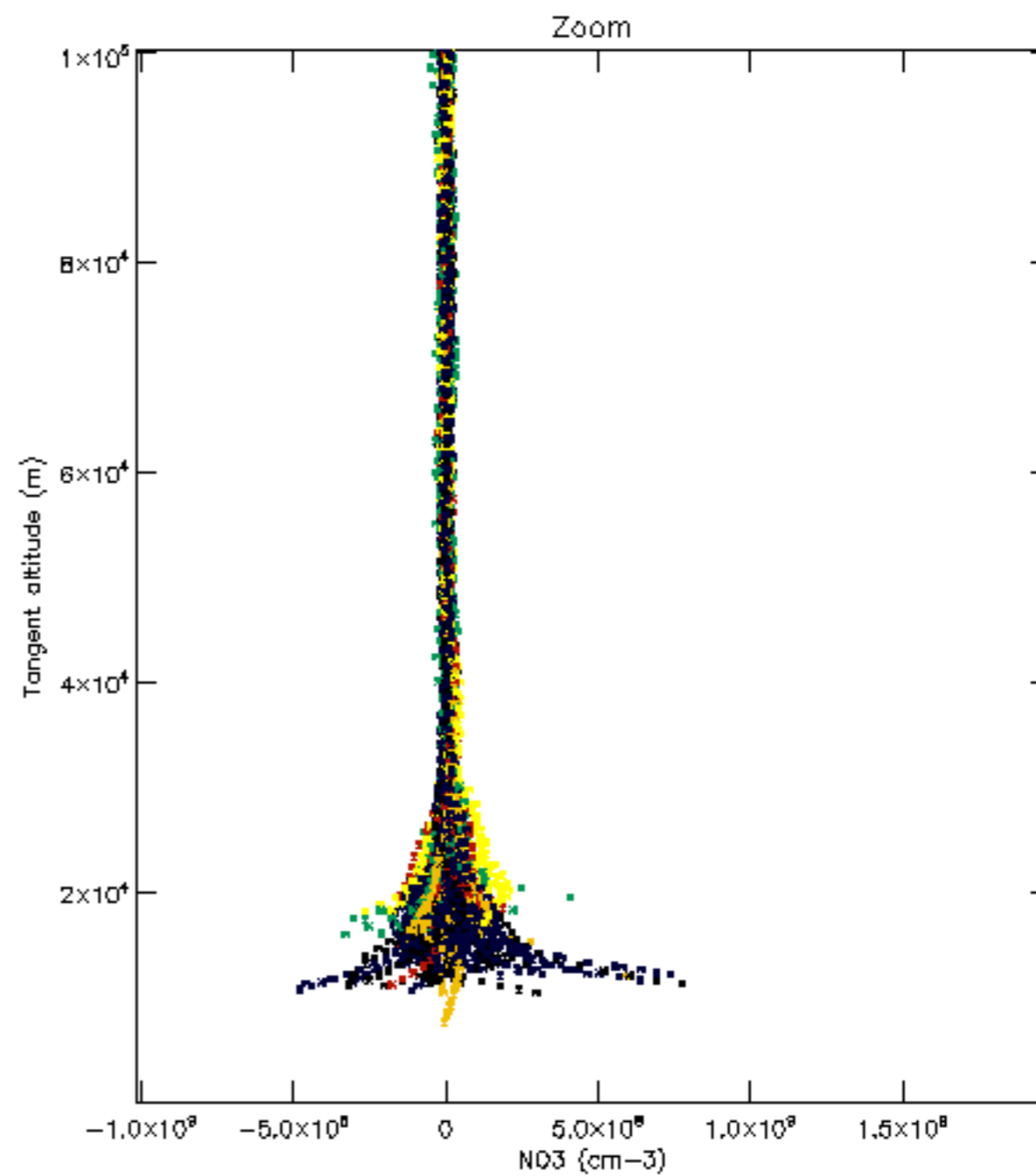
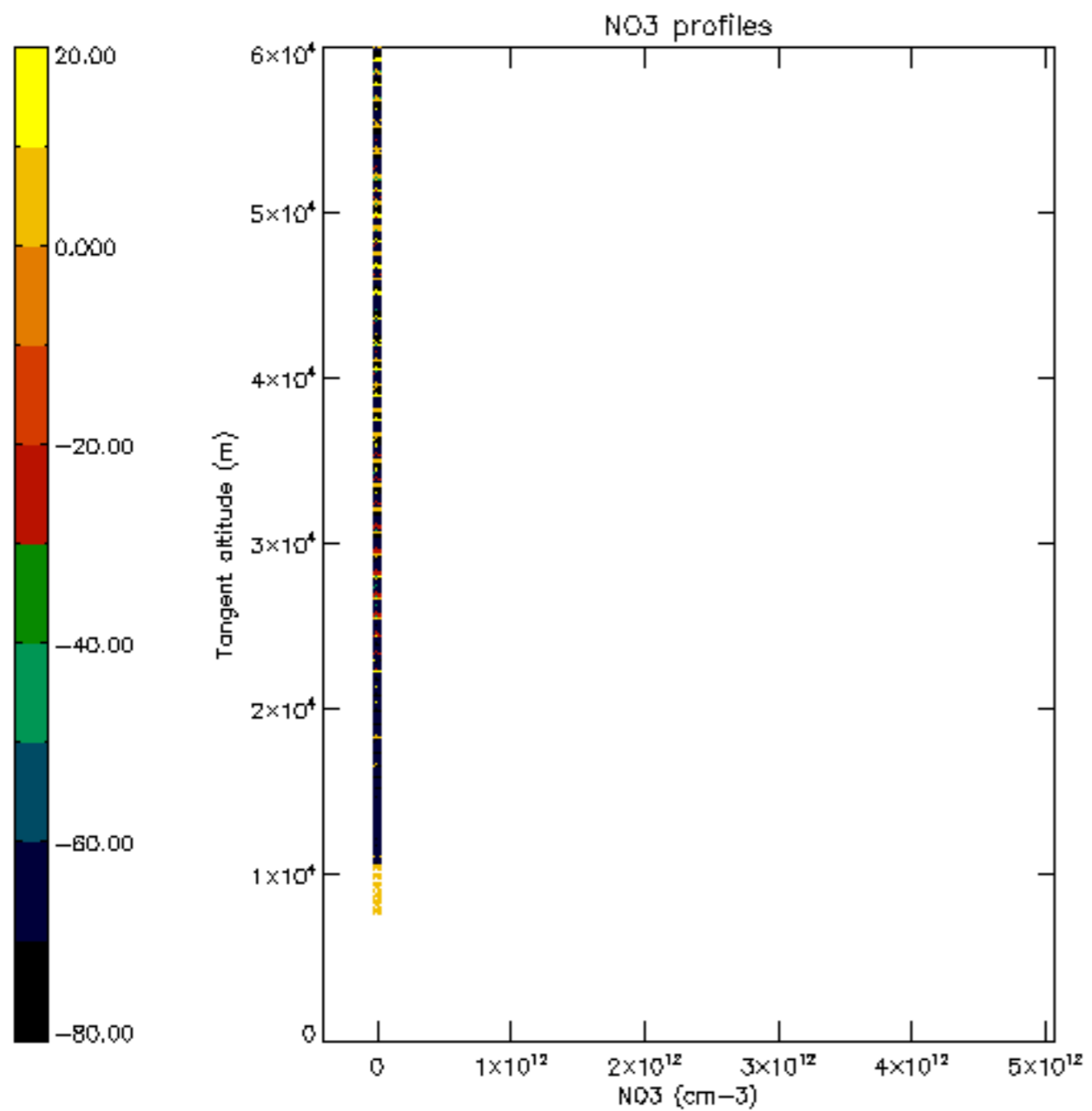


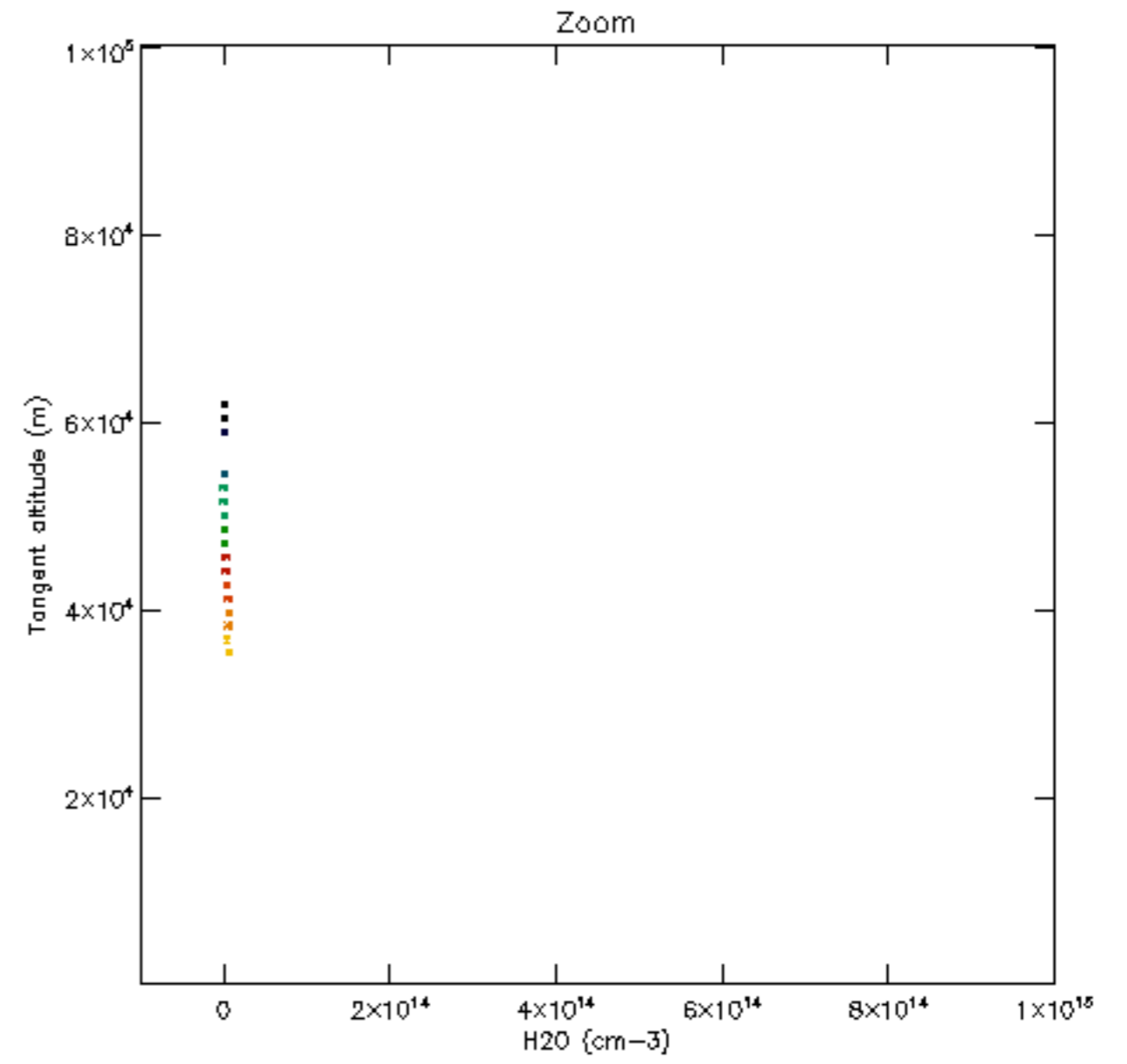
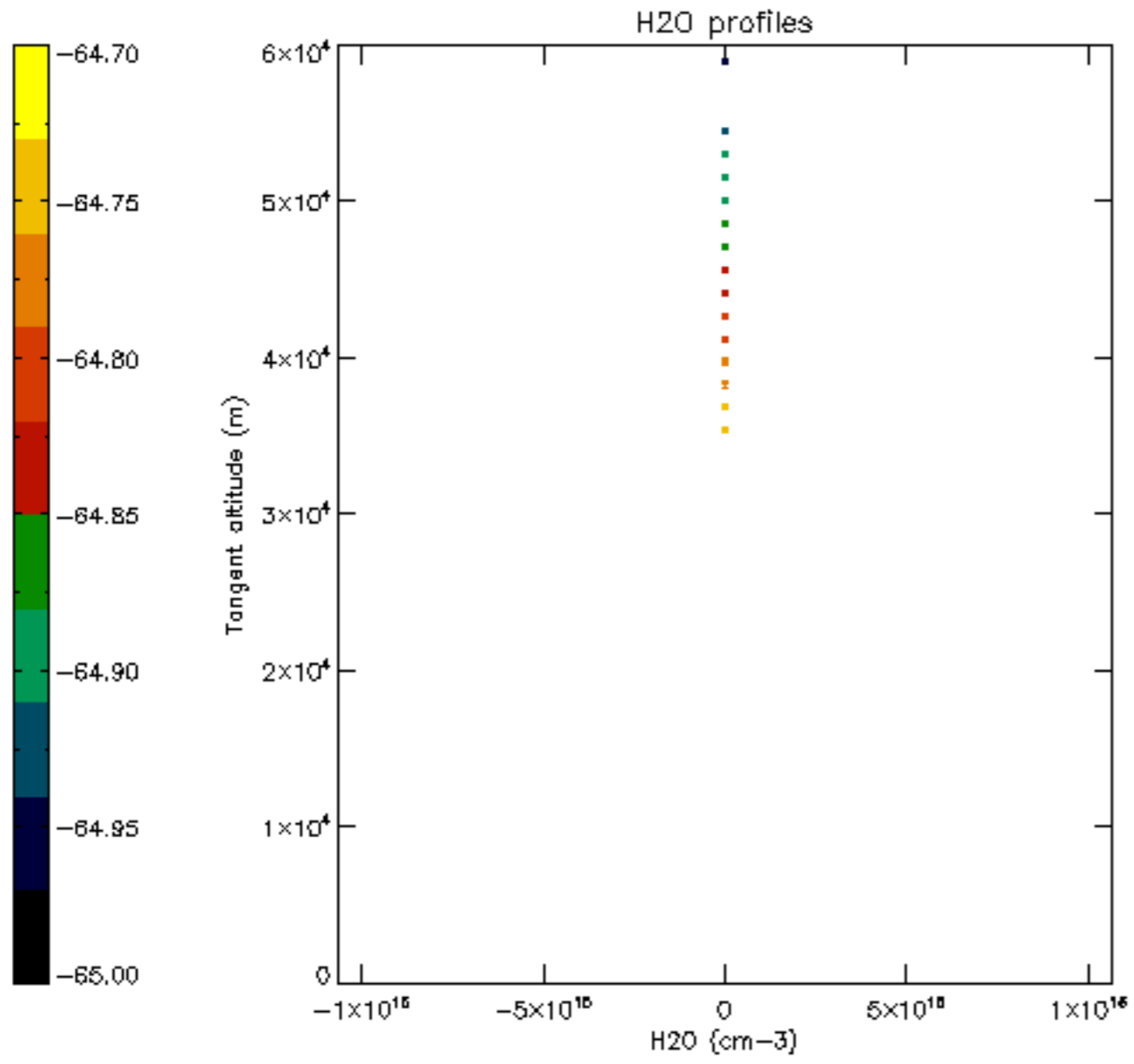


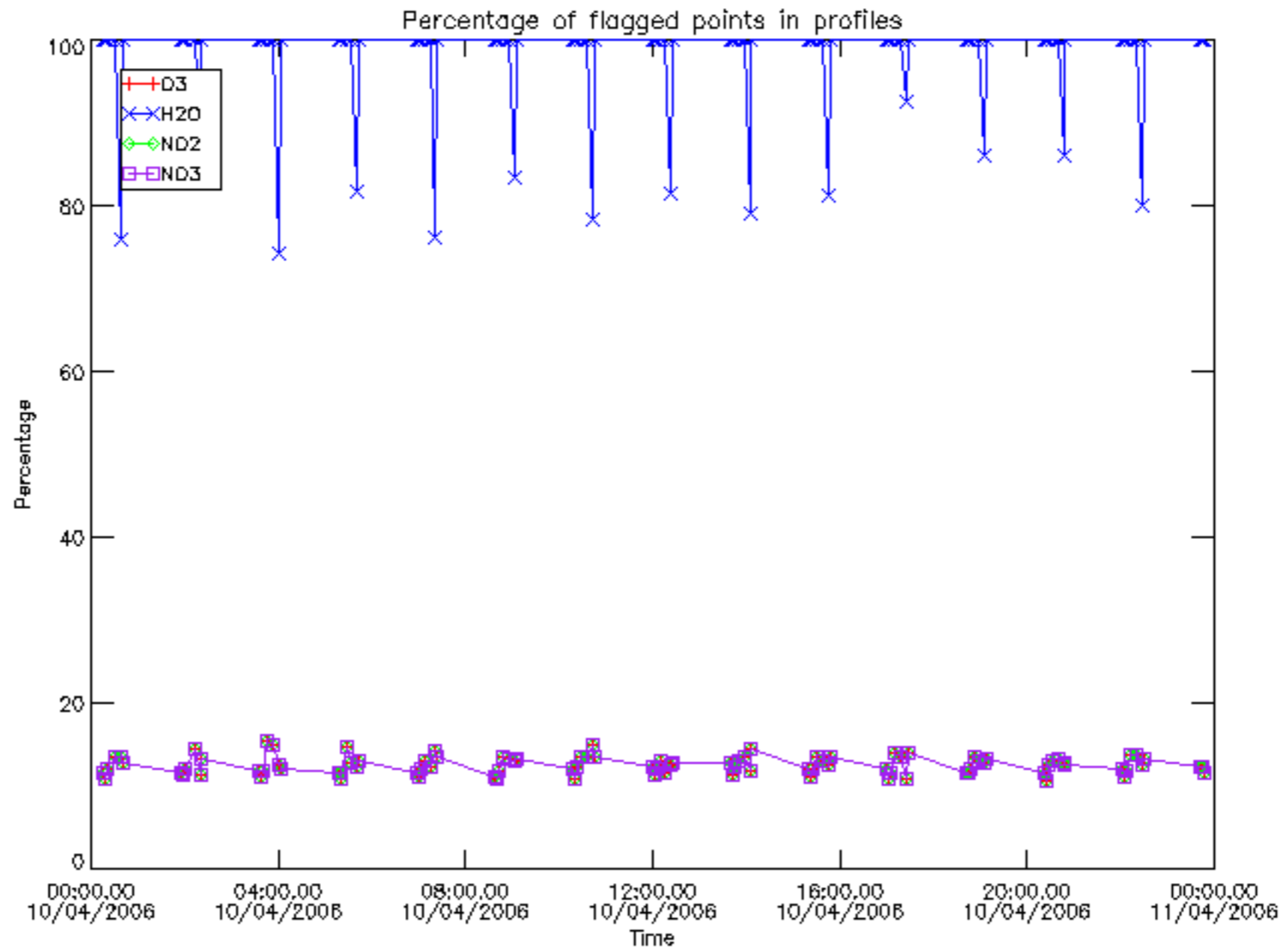




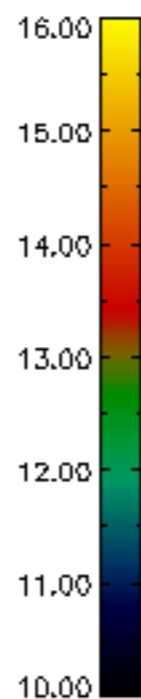
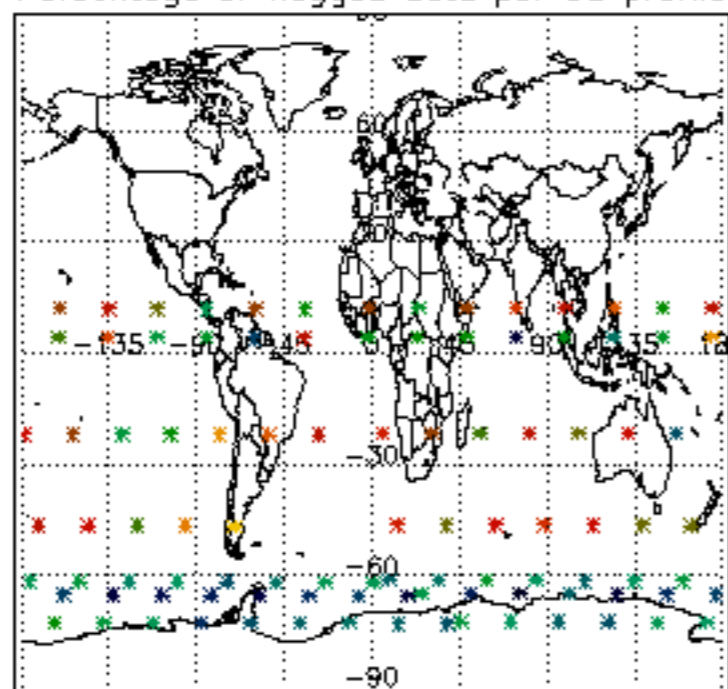




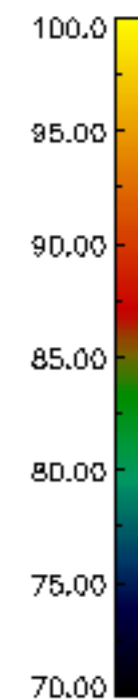
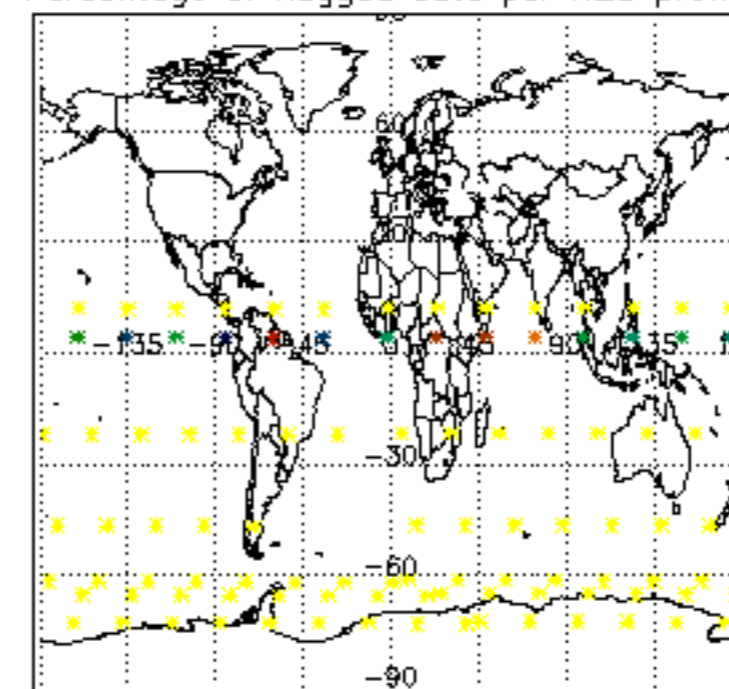




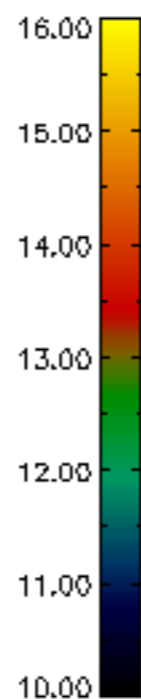
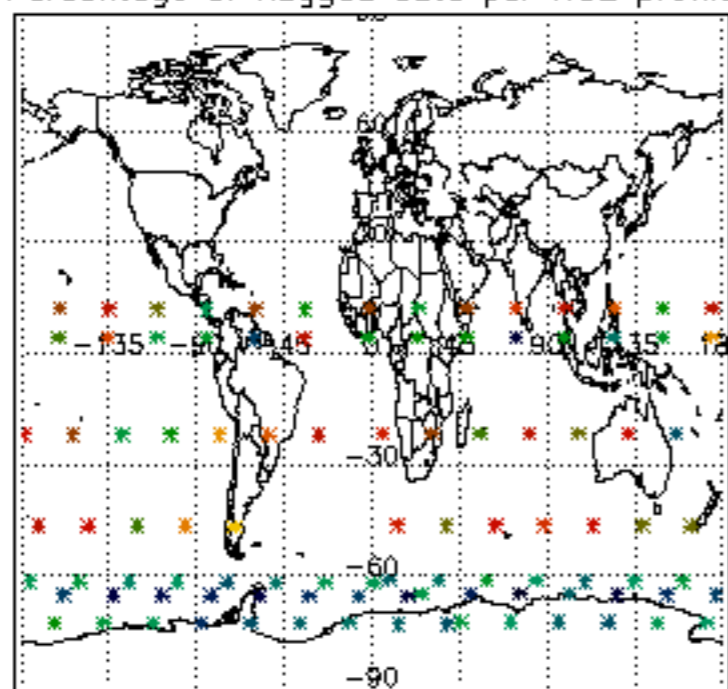
Percentage of flagged data per D3 profile



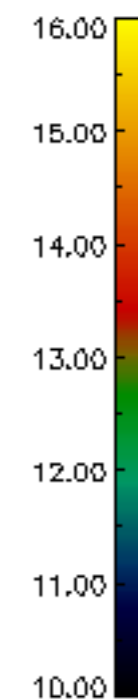
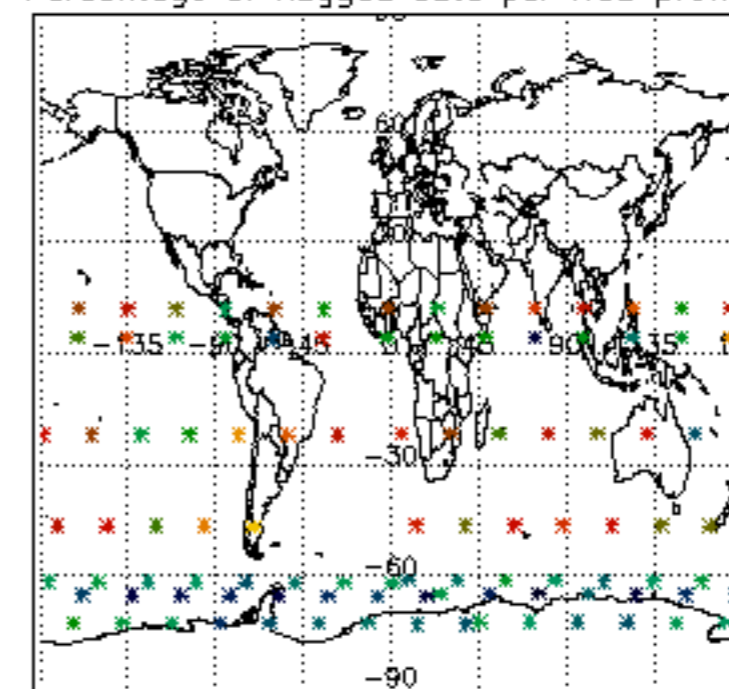
Percentage of flagged data per H2O profile

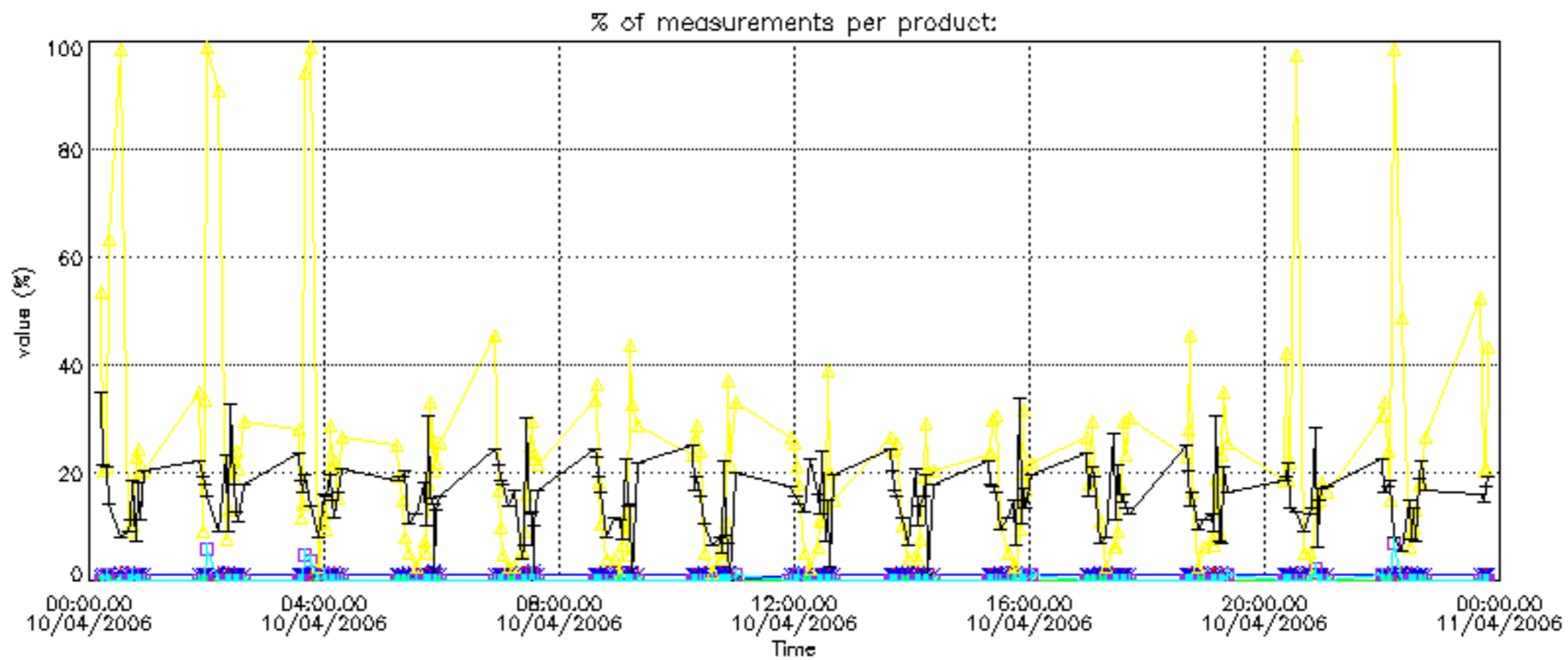


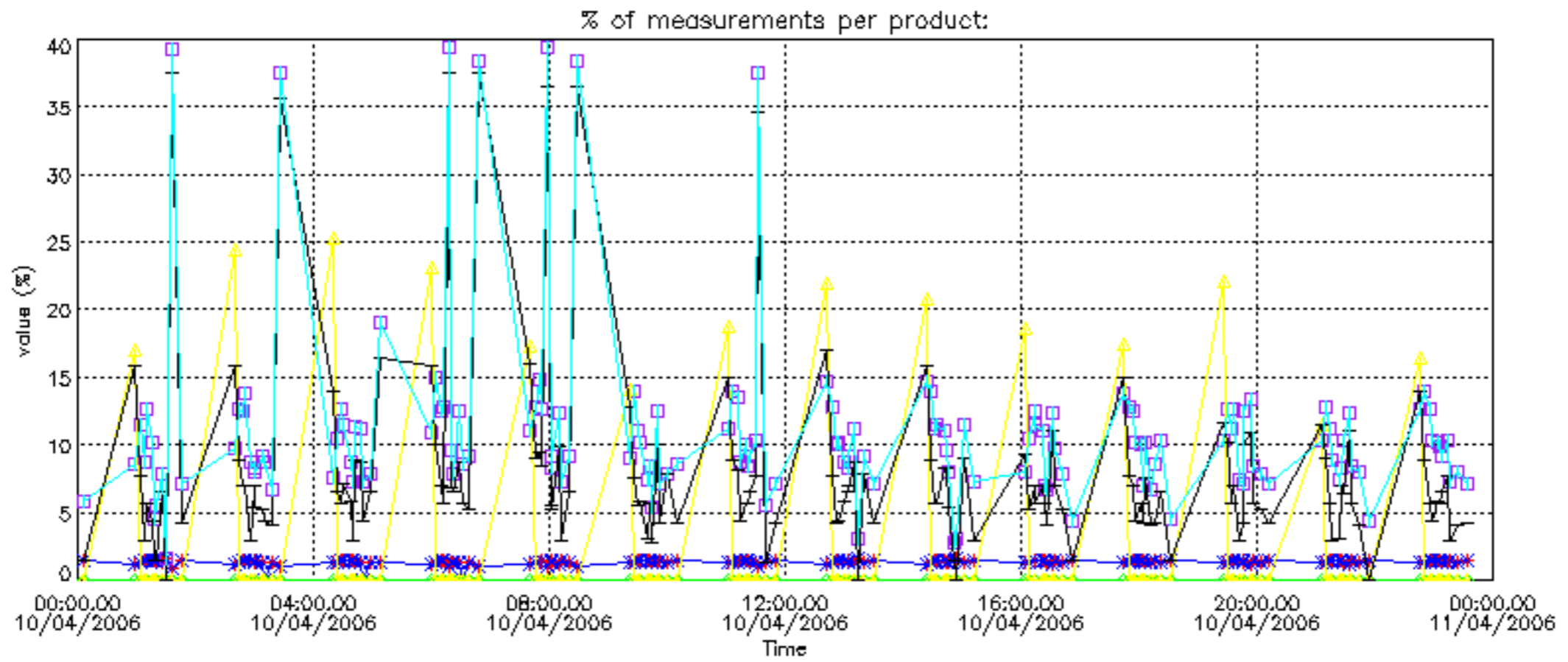
Percentage of flagged data per NO2 profile



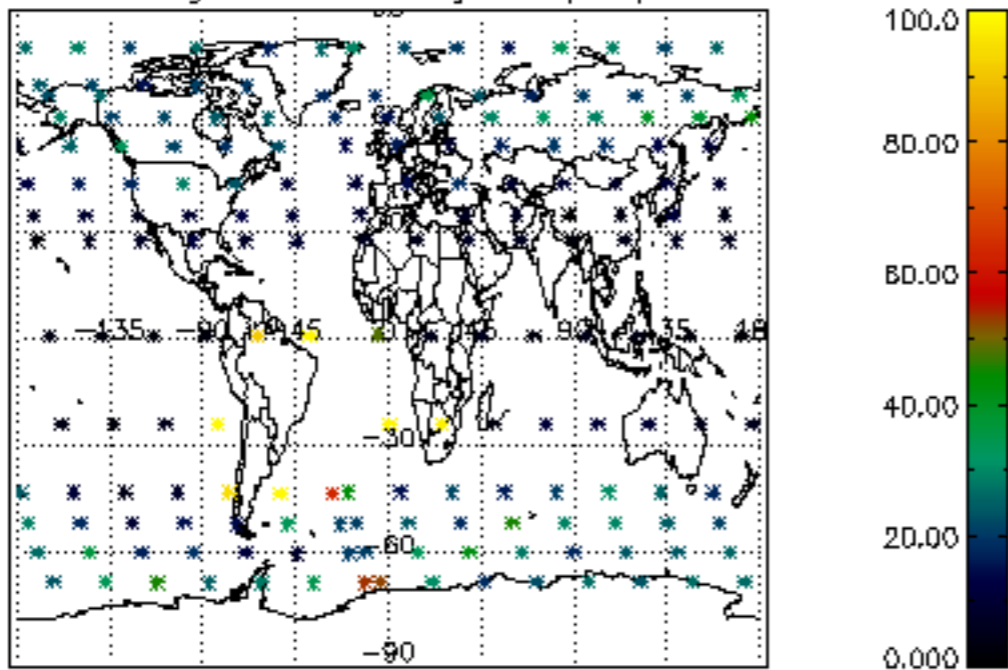
Percentage of flagged data per NO3 profile



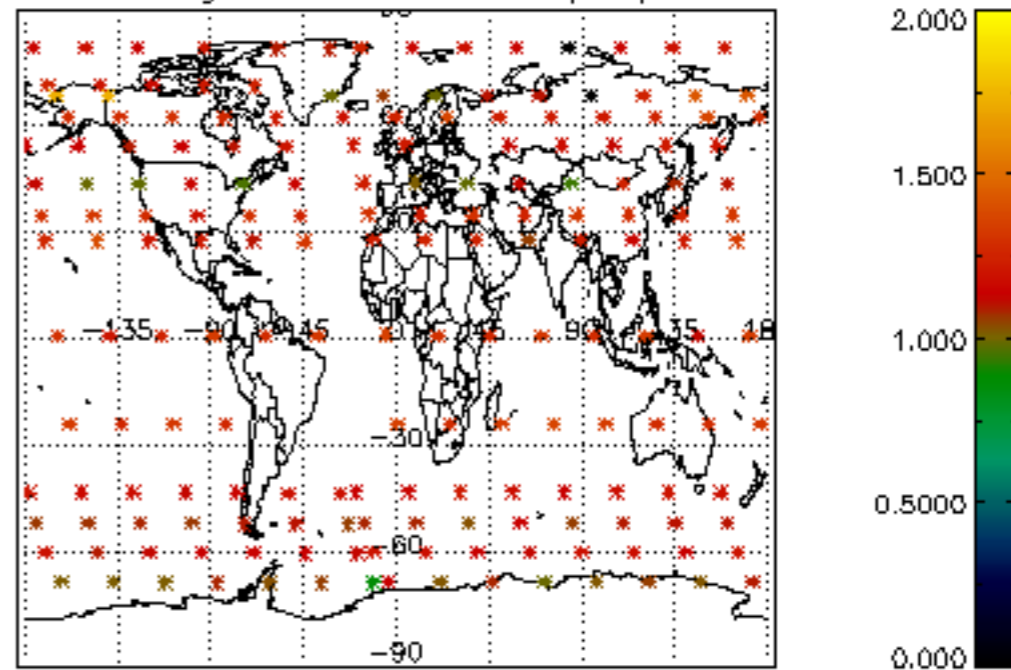




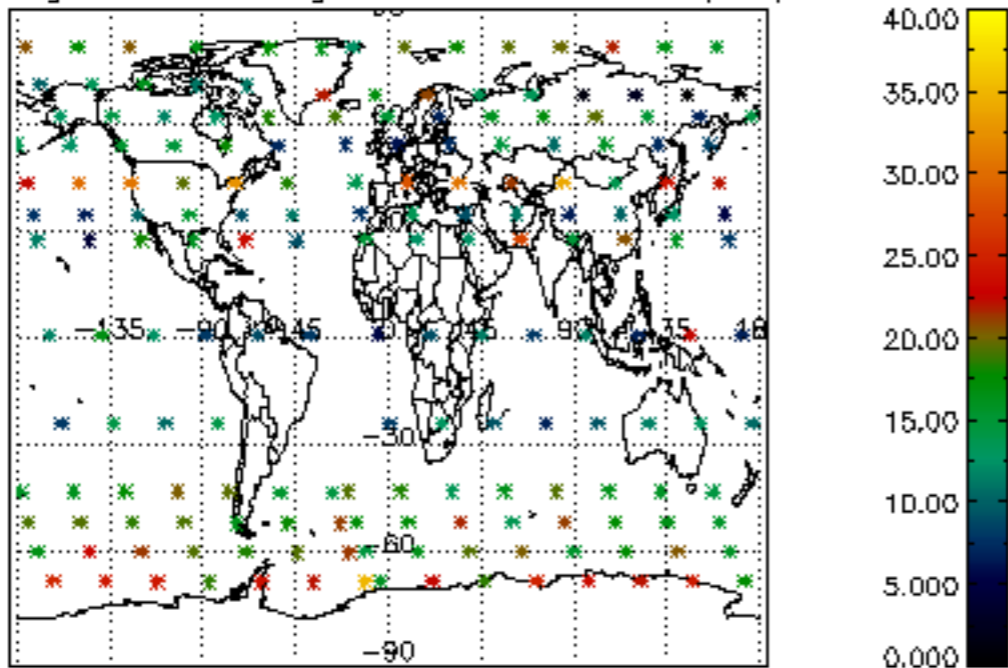
Percentage of cosmic ray hits per profile



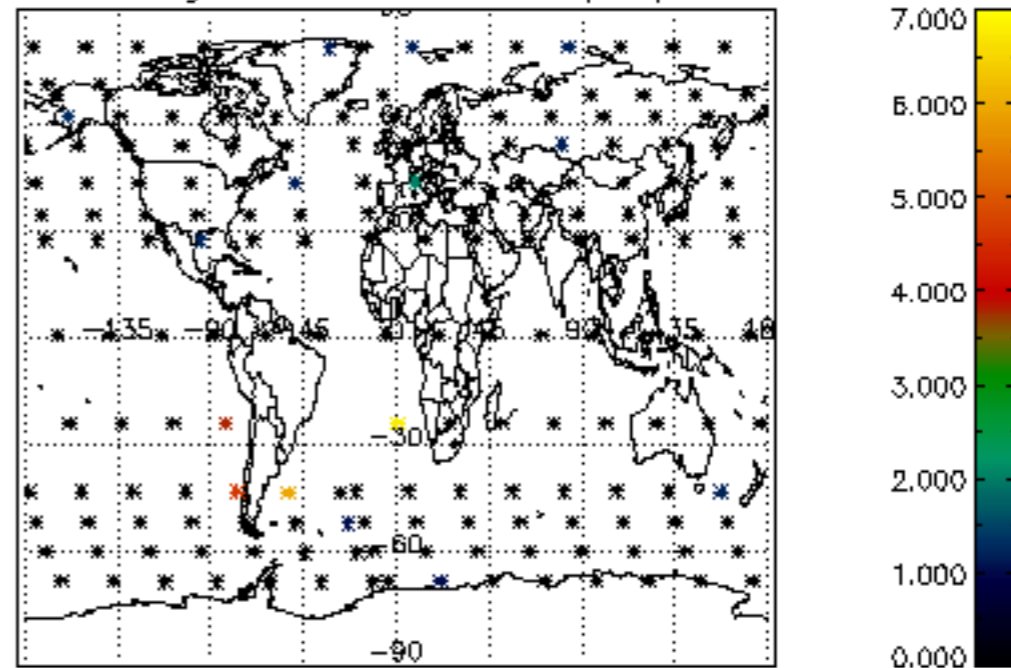
Percentage of datation errors per profile



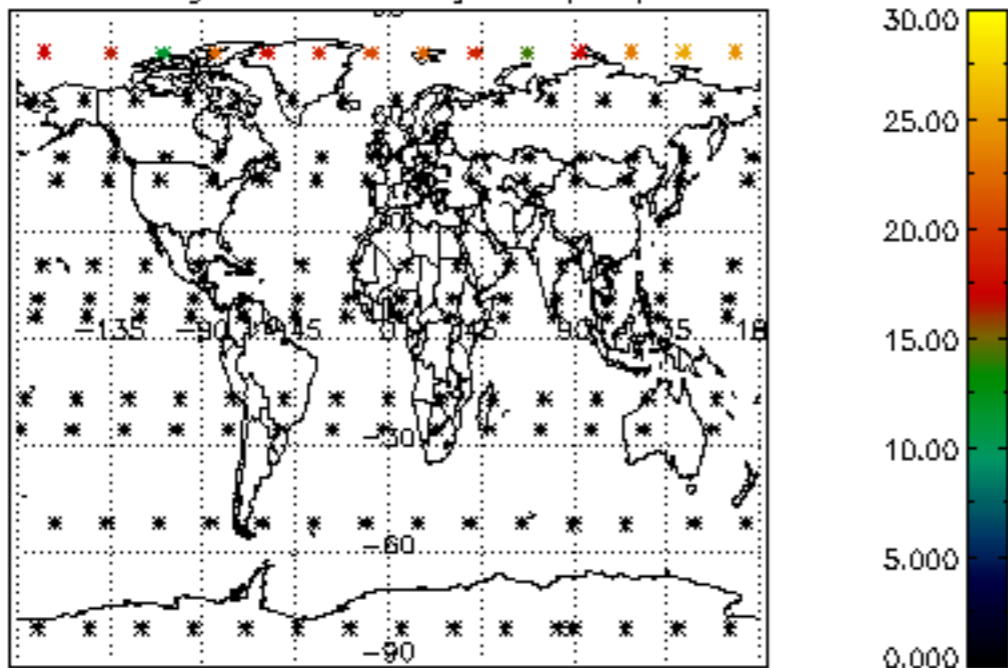
Percentage of star falling outside central band per profile



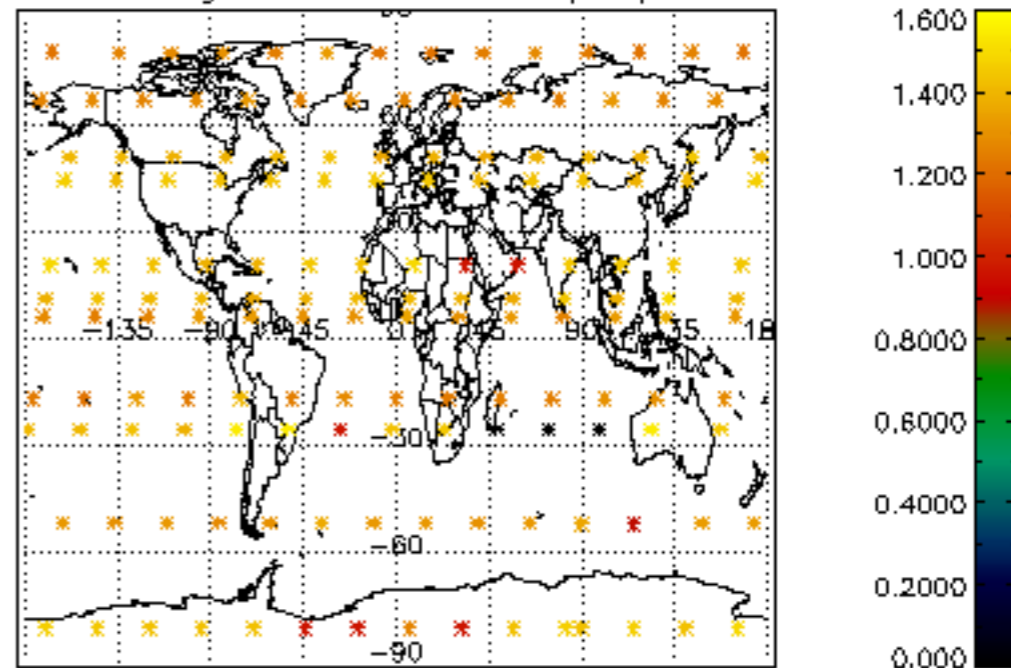
Percentage of saturation errors per profile



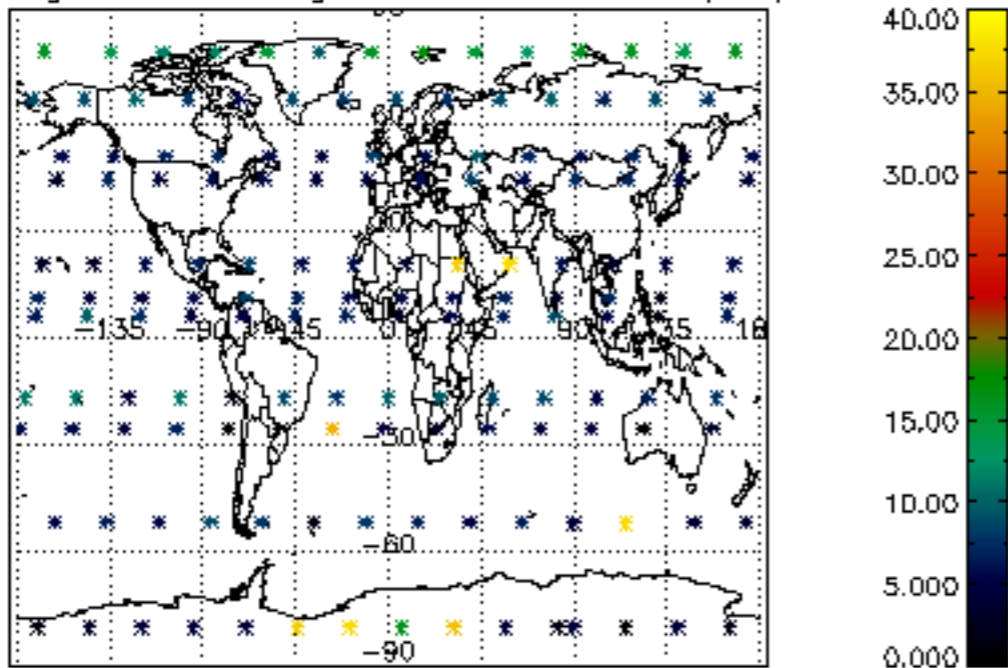
Percentage of cosmic ray hits per profile



Percentage of datation errors per profile



Percentage of star falling outside central band per profile



Percentage of saturation errors per profile

