

# GOMOS Level 2 Daily Report

## SUMMARY

### [1. General Info](#)

### [2. Summary of processed GOM\\_NL\\_2P products](#)

### [3. Level 2 Quality information per product](#)

#### [3.1 Plot of level 2 quality information per product \(time dependant\)](#)

#### [3.2 Plot of level 2 quality information per product \(world map\)](#)

### [4. Level 1 Quality information per product \(stored on level 2 products\)](#)

#### [4.1 Plot of level 1 quality information per product \(time dependant\)](#)

##### [4.1.1 Plot of level 1 quality information per product \(time dependant\): ASCENDING](#)

##### [4.1.2 Plot of level 1 quality information per product \(time dependant\): DESCENDING](#)

#### [4.2 Plot of level 1 quality information per product \(world map\)](#)

##### [4.2.1 Plot of level 1 quality information per product \(world map\): ASCENDING](#)

##### [4.2.2 Plot of level 1 quality information per product \(world map\): DESCENDING](#)

### [5. Ozone profiles based on quality statistics and other trace gas profiles](#)

#### [5.1 Ozone statistics based on quality of products](#)

#### [5.2 Plot ozone profiles for all STD \(dark without errors\)](#)

#### [5.3 Plot ozone profiles where STD < 20% \(dark without errors\)](#)

#### [5.4. Plot ozone profiles where STD < 10% \(dark without errors\)](#)

#### [5.5. Plot ozone profiles where STD < 5% \(dark without errors\)](#)

#### [5.6 Plot NO2 profiles for all STD \(dark without errors\)](#)

#### [5.7 Plot NO3 profiles for all STD \(dark without errors\)](#)

#### [5.8 Plot H2O profiles \(only for occultations of stars 1,2,3,4,13,14,16,26,63 dark without errors\) for all STD](#)

### [6. Auxiliary Data Files used for the production reported in section 2](#)

This report presents the daily analysis on parameters extracted from GOMOS level 2 data (GOM\_NL\_\_2P). It is intended to monitor some important parameters that will impact the quality of these products. A list of level 2 products (and content) that have arrived during the reporting day to the PCF is also given.

Item	Value
Time of report generation	23APR2013 17:37:04
Data source version	GOMOS/6.01
Start time of products	05-04-2006 (05APR2006 00:00:00)
Stop time of products	06-04-2006 (06APR2006 00:00:00)
Store outputs in DB	Yes
Nb of level 2 prods	316
Nb of prods with errors	0

## 2. Summary of processed GOM\_NL\_\_2P products.

Nr	Filename	UTC Start time	Limb	Duration	Star Id	Star Name	Star Mag	Star Temp	Nb Meas	Orbit	Prod. error
1	GOM_NL__2PRFIN20060405_000021_000000462046_00317_21413_8842.N1	05-APR-2006 00:00:21	Straylight	45.500	4	Alp1Cen	-0.010000	5800.0	91	21413	No
2	GOM_NL__2PRFIN20060405_000314_000000442046_00317_21413_8843.N1	05-APR-2006 00:03:14	Straylight	44.000	78	Alp Lup	2.3040	28000.	88	21413	No
3	GOM_NL__2PRFIN20060405_000451_000000492046_00317_21413_8844.N1	05-APR-2006 00:04:51	Straylight	48.500	81	Eta Cen	2.3560	28000.	97	21413	No
4	GOM_NL__2PRFIN20060405_000729_000000542046_00317_21413_8845.N1	05-APR-2006 00:07:29	Straylight	53.500	54	5The Cen	2.0550	4500.0	107	21413	No
5	GOM_NL__2PRFIN20060405_001313_000000452046_00317_21413_8846.N1	05-APR-2006 00:13:13	Twilight	44.500	106	9Bet Crv	2.6480	5600.0	89	21413	No
6	GOM_NL__2PRFIN20060405_001508_000000402046_00317_21413_8847.N1	05-APR-2006 00:15:08	Twilight	39.500	100	4Gam Crv	2.5800	13100.	79	21413	No
7	GOM_NL__2PRFIN20060405_002000_000000412046_00317_21413_8848.N1	05-APR-2006 00:20:00	Bright	40.500	121	29Gam Vir	2.7400	7200.0	81	21413	No
8	GOM_NL__2PRFIN20060405_002438_000000372046_00317_21413_8849.N1	05-APR-2006 00:24:38	Bright	37.000	62	94Bet Leo	2.1360	9700.0	74	21413	No
9	GOM_NL__2PRFIN20060405_002620_000000352046_00317_21413_8850.N1	05-APR-2006 00:26:20	Bright	35.000	96	68Del Leo	2.5600	9300.0	70	21413	No
10	GOM_NL__2PRFIN20060405_003306_000000362046_00317_21413_8851.N1	05-APR-2006 00:33:06	Bright	36.000	174	52Psi UMa	3.0040	4400.0	72	21413	No
11	GOM_NL__2PRFIN20060405_003559_000000352046_00317_21413_8852.N1	05-APR-2006 00:35:59	Bright	35.000	87	64Gam UMa	2.4330	11000.	70	21413	No
12	GOM_NL__2PRFIN20060405_003757_000000362046_00317_21413_8853.N1	05-APR-2006 00:37:57	Bright	36.000	36	50Alp UMa	1.8000	6300.0	72	21413	No
13	GOM_NL__2PRFIN20060405_004402_000000382046_00317_21413_8854.N1	05-APR-2006 00:44:02	Bright	38.000	60	7Bet UMi	2.0810	3950.0	76	21413	No
14	GOM_NL__2PRFIN20060405_004602_000000352046_00317_21413_8855.N1	05-APR-2006 00:46:02	Bright	34.500	49	1Alp UMi	1.9900	6300.0	69	21413	No
15	GOM_NL__2PRFIN20060405_005340_000000372046_00317_21413_8856.N1	05-APR-2006 00:53:40	Bright	37.000	89	5Alp Cep	2.4510	8000.0	74	21413	No
16	GOM_NL__2PRFIN20060405_005853_000000432046_00317_21413_8857.N1	05-APR-2006 00:58:53	Bright	43.000	19	50Alp Cyg	1.2460	10500.	86	21413	No
17	GOM_NL__2PRFIN20060405_010925_000000472046_00317_21413_8858.N1	05-APR-2006 01:09:25	Twilight	46.500	61	8Eps Peg	2.1000	3900.0	93	21413	No
18	GOM_NL__2PRFIN20060405_011154_000000432046_00317_21413_8859.N1	05-APR-2006 01:11:54	Twilight	42.500	162	34Alp Aqr	2.9440	5350.0	85	21413	No
19	GOM_NL__2PRFIN20060405_011406_000000422046_00317_21413_8860.N1	05-APR-2006 01:14:06	Dark	41.500	154	22Bet Aqr	2.8990	5700.0	83	21413	No
20	GOM_NL__2PRFIN20060405_011638_000000412046_00317_21413_8861.N1	05-APR-2006 01:16:38	Dark	41.000	142	49Del Cap	2.8500	8900.0	82	21413	No
21	GOM_NL__2PRFIN20060405_013533_000000442046_00318_21414_8840.N1	05-APR-2006 01:35:33	Dark	43.500	141	Bet Ara	2.8400	4600.0	87	21414	No
22	GOM_NL__2PRFIN20060405_013822_000000382046_00318_21414_8841.N1	05-APR-2006 01:38:22	Dark	38.000	134	Bet TrA	2.8100	6600.0	76	21414	No
23	GOM_NL__2PRFIN20060405_014058_000000452046_00318_21414_8842.N1	05-APR-2006 01:40:58	Straylight	44.500	4	Alp1Cen	-0.010000	5800.0	89	21414	No
24	GOM_NL__2PRFIN20060405_014351_000000442046_00318_21414_8843.N1	05-APR-2006 01:43:51	Straylight	43.500	78	Alp Lup	2.3040	28000.	87	21414	No
25	GOM_NL__2PRFIN20060405_014527_000000502046_00318_21414_8844.N1	05-APR-2006 01:45:27	Straylight	49.500	81	Eta Cen	2.3560	28000.	99	21414	No
26	GOM_NL__2PRFIN20060405_014805_000000522046_00318_21414_8845.N1	05-APR-2006 01:48:05	Straylight	52.000	54	5The Cen	2.0550	4500.0	104	21414	No
27	GOM_NL__2PRFIN20060405_015349_000000442046_00318_21414_8846.N1	05-APR-2006 01:53:49	Twilight	43.500	106	9Bet Crv	2.6480	5600.0	87	21414	No
28	GOM_NL__2PRFIN20060405_015544_000000432046_00318_21414_8847.N1	05-APR-2006 01:55:44	Twilight	43.000	100	4Gam Crv	2.5800	13100.	86	21414	No
29	GOM_NL__2PRFIN20060405_020036_000000402046_00318_21414_8848.N1	05-APR-2006 02:00:36	Bright	40.000	121	29Gam Vir	2.7400	7200.0	80	21414	No
30	GOM_NL__2PRFIN20060405_020514_000000372046_00318_21414_8849.N1	05-APR-2006 02:05:14	Bright	37.000	62	94Bet Leo	2.1360	9700.0	74	21414	No
31	GOM_NL__2PRFIN20060405_020656_000000362046_00318_21414_8850.N1	05-APR-2006 02:06:56	Bright	35.500	96	68Del Leo	2.5600	9300.0	71	21414	No
32	GOM_NL__2PRFIN20060405_021342_000000372046_00318_21414_8851.N1	05-APR-2006 02:13:42	Bright	36.500	174	52Psi UMa	3.0040	4400.0	73	21414	No
33	GOM_NL__2PRFIN20060405_021634_000000362046_00318_21414_8852.N1	05-APR-2006 02:16:34	Bright	35.500	87	64Gam UMa	2.4330	11000.	71	21414	No
34	GOM_NL__2PRFIN20060405_021833_000000342046_00318_21414_8853.N1	05-APR-2006 02:18:33	Bright	34.000	36	50Alp UMa	1.8000	6300.0	68	21414	No
35	GOM_NL__2PRFIN20060405_022437_000000402046_00318_21414_8854.N1	05-APR-2006 02:24:37	Bright	39.500	60	7Bet UMi	2.0810	3950.0	79	21414	No
36	GOM_NL__2PRFIN20060405_022638_000000332046_00318_21414_8855.N1	05-APR-2006 02:26:38	Bright	32.500	49	1Alp UMi	1.9900	6300.0	65	21414	No
37	GOM_NL__2PRFIN20060405_023416_000000392046_00318_21414_8856.N1	05-APR-2006 02:34:16	Bright	38.500	89	5Alp Cep	2.4510	8000.0	77	21414	No
38	GOM_NL__2PRFIN20060405_023929_000000432046_00318_21414_8857.N1	05-APR-2006 02:39:29	Bright	42.500	19	50Alp Cyg	1.2460	10500.	85	21414	No
39	GOM_NL__2PRFIN20060405_025001_000000462046_00318_21414_8858.N1	05-APR-2006 02:50:01	Twilight	45.500	61	8Eps Peg	2.1000	3900.0	91	21414	No
40	GOM_NL__2PRFIN20060405_025230_000000422046_00318_21414_8859.N1	05-APR-2006 02:52:30	Twilight	41.500	162	34Alp Aqr	2.9440	5350.0	83	21414	No
41	GOM_NL__2PRFIN20060405_025442_000000462046_00318_21414_8860.N1	05-APR-2006 02:54:42	Dark	45.500	154	22Bet Aqr	2.8990	5700.0	91	21414	No
42	GOM_NL__2PRFIN20060405_025714_000000392046_00318_21414_8861.N1	05-APR-2006 02:57:14	Dark	39.000	142	49Del Cap	2.8500	8900.0	78	21414	No

43	GOM_NL__2PRFIN20060405_031609_000000442046_00319_21415_8840.N1	05-APR-2006 03:16:09	Dark	43.500	141	Bet Ara	2.8400	4600.0	87	21415	No
44	GOM_NL__2PRFIN20060405_031859_000000392046_00319_21415_8841.N1	05-APR-2006 03:18:59	Dark	38.500	134	Bet TrA	2.8100	6600.0	77	21415	No
45	GOM_NL__2PRFIN20060405_032134_000000472046_00319_21415_8842.N1	05-APR-2006 03:21:34	Straylight	46.500	4	Alp1Cen	-0.010000	5800.0	93	21415	No
46	GOM_NL__2PRFIN20060405_032427_000000442046_00319_21415_8843.N1	05-APR-2006 03:24:27	Straylight	43.500	78	Alp Lup	2.3040	28000.	87	21415	No
47	GOM_NL__2PRFIN20060405_032604_000000482046_00319_21415_8844.N1	05-APR-2006 03:26:04	Straylight	48.000	81	Eta Cen	2.3560	28000.	96	21415	No
48	GOM_NL__2PRFIN20060405_032842_000000512046_00319_21415_8845.N1	05-APR-2006 03:28:42	Straylight	51.000	54	5The Cen	2.0550	4500.0	102	21415	No
49	GOM_NL__2PRFIN20060405_033425_000000432046_00319_21415_8846.N1	05-APR-2006 03:34:25	Tw_i_and_stray	42.500	106	9Bet Crv	2.6480	5600.0	85	21415	No
50	GOM_NL__2PRFIN20060405_033620_000000412046_00319_21415_8847.N1	05-APR-2006 03:36:20	Tw_i_and_stray	40.500	100	4Gam Crv	2.5800	13100.	81	21415	No
51	GOM_NL__2PRFIN20060405_034112_000000412046_00319_21415_8848.N1	05-APR-2006 03:41:12	Bright	40.500	121	29Gam Vir	2.7400	7200.0	81	21415	No
52	GOM_NL__2PRFIN20060405_034550_000000372046_00319_21415_8849.N1	05-APR-2006 03:45:50	Bright	37.000	62	94Bet Leo	2.1360	9700.0	74	21415	No
53	GOM_NL__2PRFIN20060405_034732_000000352046_00319_21415_8850.N1	05-APR-2006 03:47:32	Bright	35.000	96	68Del Leo	2.5600	9300.0	70	21415	No
54	GOM_NL__2PRFIN20060405_035418_000000352046_00319_21415_8851.N1	05-APR-2006 03:54:18	Bright	35.000	174	52Psi UMa	3.0040	4400.0	70	21415	No
55	GOM_NL__2PRFIN20060405_035710_000000362046_00319_21415_8852.N1	05-APR-2006 03:57:10	Bright	36.000	87	64Gam UMa	2.4330	11000.	72	21415	No
56	GOM_NL__2PRFIN20060405_035909_000000362046_00319_21415_8853.N1	05-APR-2006 03:59:09	Bright	35.500	36	50Alp UMa	1.8000	6300.0	71	21415	No
57	GOM_NL__2PRFIN20060405_040513_000000402046_00319_21415_8854.N1	05-APR-2006 04:05:13	Bright	39.500	60	7Bet UMi	2.0810	3950.0	79	21415	No
58	GOM_NL__2PRFIN20060405_040714_000000362046_00319_21415_8855.N1	05-APR-2006 04:07:14	Bright	35.500	49	1Alp UMi	1.9900	6300.0	71	21415	No
59	GOM_NL__2PRFIN20060405_041452_000000392046_00319_21415_8856.N1	05-APR-2006 04:14:52	Bright	38.500	89	5Alp Cep	2.4510	8000.0	77	21415	No
60	GOM_NL__2PRFIN20060405_042005_000000442046_00319_21415_8857.N1	05-APR-2006 04:20:05	Bright	44.000	19	50Alp Cyg	1.2460	10500.	88	21415	No
61	GOM_NL__2PRFIN20060405_043037_000000432046_00319_21415_8858.N1	05-APR-2006 04:30:37	Tw_i_and_stray	43.000	61	8Eps Peg	2.1000	3900.0	86	21415	No
62	GOM_NL__2PRFIN20060405_043306_000000442046_00319_21415_8859.N1	05-APR-2006 04:33:06	Twilight	43.500	162	34Alp Aqr	2.9440	5350.0	87	21415	No
63	GOM_NL__2PRFIN20060405_043519_000000442046_00319_21415_8860.N1	05-APR-2006 04:35:19	Dark	44.000	154	22Bet Aqr	2.8990	5700.0	88	21415	No
64	GOM_NL__2PRFIN20060405_043750_000000422046_00319_21415_8861.N1	05-APR-2006 04:37:50	Dark	42.000	142	49Del Cap	2.8500	8900.0	84	21415	No
65	GOM_NL__2PRFIN20060405_045646_000000472046_00320_21416_8840.N1	05-APR-2006 04:56:46	Dark	46.500	141	Bet Ara	2.8400	4600.0	93	21416	No
66	GOM_NL__2PRFIN20060405_045935_000000402046_00320_21416_8841.N1	05-APR-2006 04:59:35	Dark	39.500	134	Bet TrA	2.8100	6600.0	79	21416	No
67	GOM_NL__2PRFIN20060405_050211_000000462046_00320_21416_8842.N1	05-APR-2006 05:02:11	Straylight	46.000	4	Alp1Cen	-0.010000	5800.0	92	21416	No
68	GOM_NL__2PRFIN20060405_050504_000000442046_00320_21416_8843.N1	05-APR-2006 05:05:04	Straylight	43.500	78	Alp Lup	2.3040	28000.	87	21416	No
69	GOM_NL__2PRFIN20060405_050640_000000462046_00320_21416_8844.N1	05-APR-2006 05:06:40	Straylight	45.500	81	Eta Cen	2.3560	28000.	91	21416	No
70	GOM_NL__2PRFIN20060405_050918_000000492046_00320_21416_8845.N1	05-APR-2006 05:09:18	Straylight	48.500	54	5The Cen	2.0550	4500.0	97	21416	No
71	GOM_NL__2PRFIN20060405_051501_000000462046_00320_21416_8846.N1	05-APR-2006 05:15:01	Tw_i_and_stray	46.000	106	9Bet Crv	2.6480	5600.0	92	21416	No
72	GOM_NL__2PRFIN20060405_051656_000000432046_00320_21416_8847.N1	05-APR-2006 05:16:56	Tw_i_and_stray	43.000	100	4Gam Crv	2.5800	13100.	86	21416	No
73	GOM_NL__2PRFIN20060405_052147_000000412046_00320_21416_8848.N1	05-APR-2006 05:21:47	Bright	40.500	121	29Gam Vir	2.7400	7200.0	81	21416	No
74	GOM_NL__2PRFIN20060405_052626_000000382046_00320_21416_8849.N1	05-APR-2006 05:26:26	Bright	37.500	62	94Bet Leo	2.1360	9700.0	75	21416	No
75	GOM_NL__2PRFIN20060405_052808_000000352046_00320_21416_8850.N1	05-APR-2006 05:28:08	Bright	35.000	96	68Del Leo	2.5600	9300.0	70	21416	No
76	GOM_NL__2PRFIN20060405_053454_000000352046_00320_21416_8851.N1	05-APR-2006 05:34:54	Bright	34.500	174	52Psi UMa	3.0040	4400.0	69	21416	No
77	GOM_NL__2PRFIN20060405_053746_000000372046_00320_21416_8852.N1	05-APR-2006 05:37:46	Bright	37.000	87	64Gam UMa	2.4330	11000.	74	21416	No
78	GOM_NL__2PRFIN20060405_053945_000000372046_00320_21416_8853.N1	05-APR-2006 05:39:45	Bright	37.000	36	50Alp UMa	1.8000	6300.0	74	21416	No
79	GOM_NL__2PRFIN20060405_054549_000000412046_00320_21416_8854.N1	05-APR-2006 05:45:49	Bright	40.500	60	7Bet UMi	2.0810	3950.0	81	21416	No
80	GOM_NL__2PRFIN20060405_054750_000000342046_00320_21416_8855.N1	05-APR-2006 05:47:50	Bright	34.000	49	1Alp UMi	1.9900	6300.0	68	21416	No
81	GOM_NL__2PRFIN20060405_055528_000000382046_00320_21416_8856.N1	05-APR-2006 05:55:28	Bright	37.500	89	5Alp Cep	2.4510	8000.0	75	21416	No
82	GOM_NL__2PRFIN20060405_060041_000000442046_00320_21416_8857.N1	05-APR-2006 06:00:41	Bright	43.500	19	50Alp Cyg	1.2460	10500.	87	21416	No
83	GOM_NL__2PRFIN20060405_061114_000000462046_00320_21416_8858.N1	05-APR-2006 06:11:14	Tw_i_and_stray	46.000	61	8Eps Peg	2.1000	3900.0	92	21416	No
84	GOM_NL__2PRFIN20060405_061343_000000432046_00320_21416_8859.N1	05-APR-2006 06:13:43	Twilight	42.500	162	34Alp Aqr	2.9440	5350.0	85	21416	No
85	GOM_NL__2PRFIN20060405_061555_000000442046_00320_21416_8860.N1	05-APR-2006 06:15:55	Dark	43.500	154	22Bet Aqr	2.8990	5700.0	87	21416	No
86	GOM_NL__2PRFIN20060405_061827_000000432046_00320_21416_8861.N1	05-APR-2006 06:18:27	Dark	43.000	142	49Del Cap	2.8500	8900.0	86	21416	No
87	GOM_NL__2PRFIN20060405_063723_000000432046_00321_21417_8840.N1	05-APR-2006 06:37:23	Dark	43.000	141	Bet Ara	2.8400	4600.0	86	21417	No
88	GOM_NL__2PRFIN20060405_064012_000000392046_00321_21417_8841.N1	05-APR-2006 06:40:12	Dark	39.000	134	Bet TrA	2.8100	6600.0	78	21417	No
89	GOM_NL__2PRFIN20060405_064247_000000452046_00321_21417_8842.N1	05-APR-2006 06:42:47	Straylight	44.500	4	Alp1Cen	-0.010000	5800.0	89	21417	No
90	GOM_NL__2PRFIN20060405_064541_000000482046_00321_21417_8843.N1	05-APR-2006 06:45:41	Straylight	47.500	78	Alp Lup	2.3040	28000.	95	21417	No
91	GOM_NL__2PRFIN20060405_064717_000000472046_00321_21417_8844.N1	05-APR-2006 06:47:17	Straylight	46.500	81	Eta Cen	2.3560	28000.	93	21417	No
92	GOM_NL__2PRFIN20060405_064955_000000512046_00321_21417_8845.N1	05-APR-2006 06:49:55	Straylight	50.500	54	5The Cen	2.0550	4500.0	101	21417	No
93	GOM_NL__2PRFIN20060405_065537_000000432046_00321_21417_8846.N1	05-APR-2006 06:55:37	Tw_i_and_stray	42.500	106	9Bet Crv	2.6480	5600.0	85	21417	No
94	GOM_NL__2PRFIN20060405_065732_000000422046_00321_21417_8847.N1	05-APR-2006 06:57:32	Tw_i_and_stray	41.500	100	4Gam Crv	2.5800	13100.	83	21417	No
95	GOM_NL__2PRFIN20060405_070223_000000412046_00321_21417_8848.N1	05-APR-2006 07:02:23	Bright	41.000	121	29Gam Vir	2.7400	7200.0	82	21417	No
96	GOM_NL__2PRFIN20060405_070702_000000372046_00321_21417_8849.N1	05-APR-2006 07:07:02	Bright	37.000	62	94Bet Leo	2.1360	9700.0	74	21417	No
97	GOM_NL__2PRFIN20060405_070844_000000362046_00321_21417_8850.N1	05-APR-2006 07:08:44	Bright	35.500	96	68Del Leo	2.5600	9300.0	71	21417	No
98	GOM_NL__2PRFIN20060405_071530_000000352046_00321_21417_8851.N1	05-APR-2006 07:15:30	Bright	35.000	174	52Psi UMa	3.0040	4400.0	70	21417	No
99	GOM_NL__2PRFIN20060405_071822_000000362046_00321_21417_8852.N1	05-APR-2006 07:18:22	Bright	35.500	87	64Gam UMa	2.4330	11000.	71	21417	No
100	GOM_NL__2PRFIN20060405_072021_000000352046_00321_21417_8853.N1	05-APR-2006 07:20:21	Bright	34.500	36	50Alp UMa	1.8000	6300.0	69	21417	No
101	GOM_NL__2PRFIN20060405_072624_000000402046_00321_21417_8854.N1	05-APR-2006 07:26:24	Bright	39.500	60	7Bet UMi	2.0810	3950.0	79	21417	No

102	GOM_NL__2PRFIN20060405_072826_000000322046_00321_21417_8855.N1	05-APR-2006 07:28:26	Bright	31.500	49	1Alp UMi	1.9900	6300.0	63	21417	No
103	GOM_NL__2PRFIN20060405_073603_000000382046_00321_21417_8856.N1	05-APR-2006 07:36:03	Bright	38.000	89	5Alp Cep	2.4510	8000.0	76	21417	No
104	GOM_NL__2PRFIN20060405_074117_000000432046_00321_21417_8857.N1	05-APR-2006 07:41:17	Bright	43.000	19	50Alp Cyg	1.2460	10500.	86	21417	No
105	GOM_NL__2PRFIN20060405_075150_000000472046_00321_21417_8858.N1	05-APR-2006 07:51:50	Twi_and_stray	46.500	61	8Eps Peg	2.1000	3900.0	93	21417	No
106	GOM_NL__2PRFIN20060405_075419_000000422046_00321_21417_8859.N1	05-APR-2006 07:54:19	Twilight	41.500	162	34Alp Aqr	2.9440	5350.0	83	21417	No
107	GOM_NL__2PRFIN20060405_075631_000000462046_00321_21417_8860.N1	05-APR-2006 07:56:31	Dark	45.500	154	22Bet Aqr	2.8990	5700.0	91	21417	No
108	GOM_NL__2PRFIN20060405_075903_000000422046_00321_21417_8861.N1	05-APR-2006 07:59:03	Dark	42.000	142	49Del Cap	2.8500	8900.0	84	21417	No
109	GOM_NL__2PRFIN20060405_081800_000000432046_00322_21418_8840.N1	05-APR-2006 08:18:00	Dark	42.500	141	Bet Ara	2.8400	4600.0	85	21418	No
110	GOM_NL__2PRFIN20060405_082048_000000382046_00322_21418_8841.N1	05-APR-2006 08:20:48	Dark	38.000	134	Bet TrA	2.8100	6600.0	76	21418	No
111	GOM_NL__2PRFIN20060405_082323_000000532046_00322_21418_8842.N1	05-APR-2006 08:23:23	Straylight	52.500	4	Alp1Cen	-0.010000	5800.0	105	21418	No
112	GOM_NL__2PRFIN20060405_082617_000000462046_00322_21418_8843.N1	05-APR-2006 08:26:17	Straylight	45.500	78	Alp Lup	2.3040	28000.	91	21418	No
113	GOM_NL__2PRFIN20060405_082754_000000482046_00322_21418_8844.N1	05-APR-2006 08:27:54	Straylight	47.500	81	Eta Cen	2.3560	28000.	95	21418	No
114	GOM_NL__2PRFIN20060405_083031_000000542046_00322_21418_8845.N1	05-APR-2006 08:30:31	Straylight	54.000	54	5The Cen	2.0550	4500.0	108	21418	No
115	GOM_NL__2PRFIN20060405_083613_000000432046_00322_21418_8846.N1	05-APR-2006 08:36:13	Twi_and_stray	42.500	106	9Bet Crv	2.6480	5600.0	85	21418	No
116	GOM_NL__2PRFIN20060405_083808_000000412046_00322_21418_8847.N1	05-APR-2006 08:38:08	Twi_and_stray	40.500	100	4Gam Crv	2.5800	13100.	81	21418	No
117	GOM_NL__2PRFIN20060405_084259_000000412046_00322_21418_8848.N1	05-APR-2006 08:42:59	Bright	41.000	121	29Gam Vir	2.7400	7200.0	82	21418	No
118	GOM_NL__2PRFIN20060405_084738_000000382046_00322_21418_8849.N1	05-APR-2006 08:47:38	Bright	37.500	62	94Bet Leo	2.1360	9700.0	75	21418	No
119	GOM_NL__2PRFIN20060405_084920_000000362046_00322_21418_8850.N1	05-APR-2006 08:49:20	Bright	36.000	96	68Del Leo	2.5600	9300.0	72	21418	No
120	GOM_NL__2PRFIN20060405_085606_000000362046_00322_21418_8851.N1	05-APR-2006 08:56:06	Bright	35.500	174	52Psi UMa	3.0040	4400.0	71	21418	No
121	GOM_NL__2PRFIN20060405_085858_000000372046_00322_21418_8852.N1	05-APR-2006 08:58:58	Bright	37.000	87	64Gam UMa	2.4330	11000.	74	21418	No
122	GOM_NL__2PRFIN20060405_090057_000000372046_00322_21418_8853.N1	05-APR-2006 09:00:57	Bright	36.500	36	50Alp UMa	1.8000	6300.0	73	21418	No
123	GOM_NL__2PRFIN20060405_090700_000000412046_00322_21418_8854.N1	05-APR-2006 09:07:00	Bright	40.500	60	7Bet UMi	2.0810	3950.0	81	21418	No
124	GOM_NL__2PRFIN20060405_090902_000000352046_00322_21418_8855.N1	05-APR-2006 09:09:02	Bright	35.000	49	1Alp UMi	1.9900	6300.0	70	21418	No
125	GOM_NL__2PRFIN20060405_091639_000000382046_00322_21418_8856.N1	05-APR-2006 09:16:39	Bright	37.500	89	5Alp Cep	2.4510	8000.0	75	21418	No
126	GOM_NL__2PRFIN20060405_092153_000000442046_00322_21418_8857.N1	05-APR-2006 09:21:53	Bright	43.500	19	50Alp Cyg	1.2460	10500.	87	21418	No
127	GOM_NL__2PRFIN20060405_093226_000000462046_00322_21418_8858.N1	05-APR-2006 09:32:26	Twi_and_stray	46.000	61	8Eps Peg	2.1000	3900.0	92	21418	No
128	GOM_NL__2PRFIN20060405_093455_000000402046_00322_21418_8859.N1	05-APR-2006 09:34:55	Twilight	40.000	162	34Alp Aqr	2.9440	5350.0	80	21418	No
129	GOM_NL__2PRFIN20060405_093708_000000472046_00322_21418_8860.N1	05-APR-2006 09:37:08	Dark	46.500	154	22Bet Aqr	2.8990	5700.0	93	21418	No
130	GOM_NL__2PRFIN20060405_093939_000000402046_00322_21418_8861.N1	05-APR-2006 09:39:39	Dark	40.000	142	49Del Cap	2.8500	8900.0	80	21418	No
131	GOM_NL__2PRFIN20060405_095836_000000432046_00323_21419_8860.N1	05-APR-2006 09:58:36	Dark	42.500	141	Bet Ara	2.8400	4600.0	85	21419	No
132	GOM_NL__2PRFIN20060405_100125_000000392046_00323_21419_8861.N1	05-APR-2006 10:01:25	Dark	38.500	134	Bet TrA	2.8100	6600.0	77	21419	No
133	GOM_NL__2PRFIN20060405_100400_000000492046_00323_21419_8862.N1	05-APR-2006 10:04:00	Straylight	49.000	4	Alp1Cen	-0.010000	5800.0	98	21419	No
134	GOM_NL__2PRFIN20060405_100654_000000442046_00323_21419_8863.N1	05-APR-2006 10:06:54	Straylight	44.000	78	Alp Lup	2.3040	28000.	88	21419	No
135	GOM_NL__2PRFIN20060405_100830_000000462046_00323_21419_8864.N1	05-APR-2006 10:08:30	Straylight	46.000	81	Eta Cen	2.3560	28000.	92	21419	No
136	GOM_NL__2PRFIN20060405_101107_000000482046_00323_21419_8865.N1	05-APR-2006 10:11:07	Straylight	48.000	54	5The Cen	2.0550	4500.0	96	21419	No
137	GOM_NL__2PRFIN20060405_101650_000000452046_00323_21419_8866.N1	05-APR-2006 10:16:50	Twi_and_stray	44.500	106	9Bet Crv	2.6480	5600.0	89	21419	No
138	GOM_NL__2PRFIN20060405_101844_000000402046_00323_21419_8867.N1	05-APR-2006 10:18:44	Twi_and_stray	40.000	100	4Gam Crv	2.5800	13100.	80	21419	No
139	GOM_NL__2PRFIN20060405_102335_000000422046_00323_21419_8868.N1	05-APR-2006 10:23:35	Bright	41.500	121	29Gam Vir	2.7400	7200.0	83	21419	No
140	GOM_NL__2PRFIN20060405_102814_000000382046_00323_21419_8869.N1	05-APR-2006 10:28:14	Bright	37.500	62	94Bet Leo	2.1360	9700.0	75	21419	No
141	GOM_NL__2PRFIN20060405_102956_000000372046_00323_21419_8870.N1	05-APR-2006 10:29:56	Bright	37.000	96	68Del Leo	2.5600	9300.0	74	21419	No
142	GOM_NL__2PRFIN20060405_103641_000000352046_00323_21419_8871.N1	05-APR-2006 10:36:41	Bright	35.000	174	52Psi UMa	3.0040	4400.0	70	21419	No
143	GOM_NL__2PRFIN20060405_103933_000000372046_00323_21419_8872.N1	05-APR-2006 10:39:33	Bright	37.000	87	64Gam UMa	2.4330	11000.	74	21419	No
144	GOM_NL__2PRFIN20060405_104133_000000372046_00323_21419_8873.N1	05-APR-2006 10:41:33	Bright	36.500	36	50Alp UMa	1.8000	6300.0	73	21419	No
145	GOM_NL__2PRFIN20060405_104736_000000392046_00323_21419_8874.N1	05-APR-2006 10:47:36	Bright	38.500	60	7Bet UMi	2.0810	3950.0	77	21419	No
146	GOM_NL__2PRFIN20060405_104938_000000342046_00323_21419_8875.N1	05-APR-2006 10:49:38	Bright	34.000	49	1Alp UMi	1.9900	6300.0	68	21419	No
147	GOM_NL__2PRFIN20060405_105715_000000372046_00323_21419_8876.N1	05-APR-2006 10:57:15	Bright	36.500	89	5Alp Cep	2.4510	8000.0	73	21419	No
148	GOM_NL__2PRFIN20060405_110228_000000412046_00323_21419_8877.N1	05-APR-2006 11:02:28	Bright	40.500	19	50Alp Cyg	1.2460	10500.	81	21419	No
149	GOM_NL__2PRFIN20060405_111302_000000472046_00323_21419_8878.N1	05-APR-2006 11:13:02	Twi_and_stray	47.000	61	8Eps Peg	2.1000	3900.0	94	21419	No
150	GOM_NL__2PRFIN20060405_111531_000000422046_00323_21419_8879.N1	05-APR-2006 11:15:31	Twilight	41.500	162	34Alp Aqr	2.9440	5350.0	83	21419	No
151	GOM_NL__2PRFIN20060405_111744_000000412046_00323_21419_8880.N1	05-APR-2006 11:17:44	Dark	40.500	154	22Bet Aqr	2.8990	5700.0	81	21419	No
152	GOM_NL__2PRFIN20060405_112016_000000402046_00323_21419_8881.N1	05-APR-2006 11:20:16	Dark	39.500	142	49Del Cap	2.8500	8900.0	79	21419	No
153	GOM_NL__2PRFIN20060405_113913_000000432046_00324_21420_8860.N1	05-APR-2006 11:39:13	Dark	43.000	141	Bet Ara	2.8400	4600.0	86	21420	No
154	GOM_NL__2PRFIN20060405_114201_000000392046_00324_21420_8861.N1	05-APR-2006 11:42:01	Dark	38.500	134	Bet TrA	2.8100	6600.0	77	21420	No
155	GOM_NL__2PRFIN20060405_114436_000000502046_00324_21420_8862.N1	05-APR-2006 11:44:36	Straylight	49.500	4	Alp1Cen	-0.010000	5800.0	99	21420	No
156	GOM_NL__2PRFIN20060405_114730_000000432046_00324_21420_8863.N1	05-APR-2006 11:47:30	Straylight	42.500	78	Alp Lup	2.3040	28000.	85	21420	No
157	GOM_NL__2PRFIN20060405_114907_000000452046_00324_21420_8864.N1	05-APR-2006 11:49:07	Straylight	45.000	81	Eta Cen	2.3560	28000.	90	21420	No
158	GOM_NL__2PRFIN20060405_115144_000000522046_00324_21420_8865.N1	05-APR-2006 11:51:44	Straylight	51.500	54	5The Cen	2.0550	4500.0	103	21420	No
159	GOM_NL__2PRFIN20060405_115726_000000462046_00324_21420_8866.N1	05-APR-2006 11:57:26	Twi_and_stray	45.500	106	9Bet Crv	2.6480	5600.0	91	21420	No
160	GOM_NL__2PRFIN20060405_115920_000000422046_00324_21420_8867.N1	05-APR-2006 11:59:20	Twi_and_stray	42.000	100	4Gam Crv	2.5800	13100.	84	21420	No

161	GOM_NL__2PRFIN20060405_120411_000000422046_00324_21420_8868.N1	05-APR-2006 12:04:11	Bright	41.500	121	29Gam Vir	2.7400	7200.0	83	21420	No
162	GOM_NL__2PRFIN20060405_120849_000000372046_00324_21420_8869.N1	05-APR-2006 12:08:49	Bright	36.500	62	94Bet Leo	2.1360	9700.0	73	21420	No
163	GOM_NL__2PRFIN20060405_121032_000000352046_00324_21420_8870.N1	05-APR-2006 12:10:32	Bright	35.000	96	68Del Leo	2.5600	9300.0	70	21420	No
164	GOM_NL__2PRFIN20060405_121717_000000352046_00324_21420_8871.N1	05-APR-2006 12:17:17	Bright	34.500	174	52Psi UMa	3.0040	4400.0	69	21420	No
165	GOM_NL__2PRFIN20060405_122009_000000382046_00324_21420_8872.N1	05-APR-2006 12:20:09	Bright	37.500	87	64Gam UMa	2.4330	11000.	75	21420	No
166	GOM_NL__2PRFIN20060405_122209_000000372046_00324_21420_8873.N1	05-APR-2006 12:22:09	Bright	37.000	36	50Alp UMa	1.8000	6300.0	74	21420	No
167	GOM_NL__2PRFIN20060405_122811_000000412046_00324_21420_8874.N1	05-APR-2006 12:28:11	Bright	40.500	60	7Bet UMi	2.0810	3950.0	81	21420	No
168	GOM_NL__2PRFIN20060405_123751_000000462046_00324_21420_8875.N1	05-APR-2006 12:37:51	Bright	46.000	89	5Alp Cep	2.4510	8000.0	92	21420	No
169	GOM_NL__2PRFIN20060405_124304_000000432046_00324_21420_8876.N1	05-APR-2006 12:43:04	Bright	42.500	19	50Alp Cyg	1.2460	10500.	85	21420	No
170	GOM_NL__2PRFIN20060405_125339_000000452046_00324_21420_8877.N1	05-APR-2006 12:53:39	Twi_and_stray	45.000	61	8Eps Peg	2.1000	3900.0	90	21420	No
171	GOM_NL__2PRFIN20060405_125608_000000422046_00324_21420_8878.N1	05-APR-2006 12:56:08	Twilight	42.000	162	34Alp Aqr	2.9440	5350.0	84	21420	No
172	GOM_NL__2PRFIN20060405_125821_000000452046_00324_21420_8879.N1	05-APR-2006 12:58:21	Dark	44.500	154	22Bet Aqr	2.8990	5700.0	89	21420	No
173	GOM_NL__2PRFIN20060405_130052_000000412046_00324_21420_8880.N1	05-APR-2006 13:00:52	Dark	41.000	142	49Del Cap	2.8500	8900.0	82	21420	No
174	GOM_NL__2PRFIN20060405_131950_000000432046_00325_21421_8860.N1	05-APR-2006 13:19:50	Dark	43.000	141	Bet Ara	2.8400	4600.0	86	21421	No
175	GOM_NL__2PRFIN20060405_132238_000000382046_00325_21421_8861.N1	05-APR-2006 13:22:38	Dark	38.000	134	Bet TrA	2.8100	6600.0	76	21421	No
176	GOM_NL__2PRFIN20060405_132512_000000552046_00325_21421_8862.N1	05-APR-2006 13:25:12	Straylight	54.500	4	Alp1Cen	-0.010000	5800.0	109	21421	No
177	GOM_NL__2PRFIN20060405_132806_000000432046_00325_21421_8863.N1	05-APR-2006 13:28:06	Straylight	42.500	78	Alp Lup	2.3040	28000.	85	21421	No
178	GOM_NL__2PRFIN20060405_132943_000000492046_00325_21421_8864.N1	05-APR-2006 13:29:43	Straylight	49.000	81	Eta Cen	2.3560	28000.	98	21421	No
179	GOM_NL__2PRFIN20060405_133220_000000542046_00325_21421_8865.N1	05-APR-2006 13:32:20	Straylight	54.000	54	5The Cen	2.0550	4500.0	108	21421	No
180	GOM_NL__2PRFIN20060405_133802_000000402046_00325_21421_8866.N1	05-APR-2006 13:38:02	Twi_and_stray	40.000	106	9Bet Crv	2.6480	5600.0	80	21421	No
181	GOM_NL__2PRFIN20060405_133956_000000422046_00325_21421_8867.N1	05-APR-2006 13:39:56	Twi_and_stray	41.500	100	4Gam Crv	2.5800	13100.	83	21421	No
182	GOM_NL__2PRFIN20060405_134447_000000422046_00325_21421_8868.N1	05-APR-2006 13:44:47	Bright	41.500	121	29Gam Vir	2.7400	7200.0	83	21421	No
183	GOM_NL__2PRFIN20060405_134925_000000372046_00325_21421_8869.N1	05-APR-2006 13:49:25	Bright	37.000	62	94Bet Leo	2.1360	9700.0	74	21421	No
184	GOM_NL__2PRFIN20060405_135108_000000352046_00325_21421_8870.N1	05-APR-2006 13:51:08	Bright	35.000	96	68Del Leo	2.5600	9300.0	70	21421	No
185	GOM_NL__2PRFIN20060405_135753_000000342046_00325_21421_8871.N1	05-APR-2006 13:57:53	Bright	33.500	174	52Psi UMa	3.0040	4400.0	67	21421	No
186	GOM_NL__2PRFIN20060405_140045_000000352046_00325_21421_8872.N1	05-APR-2006 14:00:45	Bright	34.500	87	64Gam UMa	2.4330	11000.	69	21421	No
187	GOM_NL__2PRFIN20060405_140245_000000372046_00325_21421_8873.N1	05-APR-2006 14:02:45	Bright	36.500	36	50Alp UMa	1.8000	6300.0	73	21421	No
188	GOM_NL__2PRFIN20060405_140847_000000362046_00325_21421_8874.N1	05-APR-2006 14:08:47	Bright	36.000	60	7Bet UMi	2.0810	3950.0	72	21421	No
189	GOM_NL__2PRFIN20060405_141050_000000332046_00325_21421_8875.N1	05-APR-2006 14:10:50	Bright	32.500	49	1Alp UMi	1.9900	6300.0	65	21421	No
190	GOM_NL__2PRFIN20060405_141827_000000382046_00325_21421_8876.N1	05-APR-2006 14:18:27	Bright	37.500	89	5Alp Cep	2.4510	8000.0	75	21421	No
191	GOM_NL__2PRFIN20060405_142340_000000422046_00325_21421_8877.N1	05-APR-2006 14:23:40	Bright	41.500	19	50Alp Cyg	1.2460	10500.	83	21421	No
192	GOM_NL__2PRFIN20060405_143415_000000482046_00325_21421_8878.N1	05-APR-2006 14:34:15	Twi_and_stray	48.000	61	8Eps Peg	2.1000	3900.0	96	21421	No
193	GOM_NL__2PRFIN20060405_143644_000000422046_00325_21421_8879.N1	05-APR-2006 14:36:44	Twilight	42.000	162	34Alp Aqr	2.9440	5350.0	84	21421	No
194	GOM_NL__2PRFIN20060405_143857_000000462046_00325_21421_8880.N1	05-APR-2006 14:38:57	Dark	45.500	154	22Bet Aqr	2.8990	5700.0	91	21421	No
195	GOM_NL__2PRFIN20060405_144128_000000392046_00325_21421_8881.N1	05-APR-2006 14:41:28	Dark	39.000	142	49Del Cap	2.8500	8900.0	78	21421	No
196	GOM_NL__2PRFIN20060405_150026_000000412046_00326_21422_8860.N1	05-APR-2006 15:00:26	Dark	40.500	141	Bet Ara	2.8400	4600.0	81	21422	No
197	GOM_NL__2PRFIN20060405_150314_000000372046_00326_21422_8861.N1	05-APR-2006 15:03:14	Dark	37.000	134	Bet TrA	2.8100	6600.0	74	21422	No
198	GOM_NL__2PRFIN20060405_150549_000000432046_00326_21422_8862.N1	05-APR-2006 15:05:49	Straylight	43.000	4	Alp1Cen	-0.010000	5800.0	86	21422	No
199	GOM_NL__2PRFIN20060405_150843_000000432046_00326_21422_8863.N1	05-APR-2006 15:08:43	Straylight	42.500	78	Alp Lup	2.3040	28000.	85	21422	No
200	GOM_NL__2PRFIN20060405_151019_000000452046_00326_21422_8864.N1	05-APR-2006 15:10:19	Straylight	44.500	81	Eta Cen	2.3560	28000.	89	21422	No
201	GOM_NL__2PRFIN20060405_151256_000000492046_00326_21422_8865.N1	05-APR-2006 15:12:56	Straylight	49.000	54	5The Cen	2.0550	4500.0	98	21422	No
202	GOM_NL__2PRFIN20060405_151838_000000462046_00326_21422_8866.N1	05-APR-2006 15:18:38	Twi_and_stray	45.500	106	9Bet Crv	2.6480	5600.0	91	21422	No
203	GOM_NL__2PRFIN20060405_152032_000000422046_00326_21422_8867.N1	05-APR-2006 15:20:32	Twi_and_stray	41.500	100	4Gam Crv	2.5800	13100.	83	21422	No
204	GOM_NL__2PRFIN20060405_152523_000000412046_00326_21422_8868.N1	05-APR-2006 15:25:23	Bright	41.000	121	29Gam Vir	2.7400	7200.0	82	21422	No
205	GOM_NL__2PRFIN20060405_153001_000000372046_00326_21422_8869.N1	05-APR-2006 15:30:01	Bright	37.000	62	94Bet Leo	2.1360	9700.0	74	21422	No
206	GOM_NL__2PRFIN20060405_153144_000000362046_00326_21422_8870.N1	05-APR-2006 15:31:44	Bright	35.500	96	68Del Leo	2.5600	9300.0	71	21422	No
207	GOM_NL__2PRFIN20060405_153829_000000352046_00326_21422_8871.N1	05-APR-2006 15:38:29	Bright	35.000	174	52Psi UMa	3.0040	4400.0	70	21422	No
208	GOM_NL__2PRFIN20060405_154121_000000372046_00326_21422_8872.N1	05-APR-2006 15:41:21	Bright	36.500	87	64Gam UMa	2.4330	11000.	73	21422	No
209	GOM_NL__2PRFIN20060405_154321_000000382046_00326_21422_8873.N1	05-APR-2006 15:43:21	Bright	38.000	36	50Alp UMa	1.8000	6300.0	76	21422	No
210	GOM_NL__2PRFIN20060405_154922_000000382046_00326_21422_8874.N1	05-APR-2006 15:49:22	Bright	37.500	60	7Bet UMi	2.0810	3950.0	75	21422	No
211	GOM_NL__2PRFIN20060405_155126_000000352046_00326_21422_8875.N1	05-APR-2006 15:51:26	Bright	34.500	49	1Alp UMi	1.9900	6300.0	69	21422	No
212	GOM_NL__2PRFIN20060405_155903_000000372046_00326_21422_8876.N1	05-APR-2006 15:59:03	Bright	36.500	89	5Alp Cep	2.4510	8000.0	73	21422	No
213	GOM_NL__2PRFIN20060405_160416_000000452046_00326_21422_8877.N1	05-APR-2006 16:04:16	Bright	44.500	19	50Alp Cyg	1.2460	10500.	89	21422	No
214	GOM_NL__2PRFIN20060405_161451_000000472046_00326_21422_8878.N1	05-APR-2006 16:14:51	Twi_and_stray	47.000	61	8Eps Peg	2.1000	3900.0	94	21422	No
215	GOM_NL__2PRFIN20060405_161720_000000442046_00326_21422_8879.N1	05-APR-2006 16:17:20	Twilight	44.000	162	34Alp Aqr	2.9440	5350.0	88	21422	No
216	GOM_NL__2PRFIN20060405_161933_000000442046_00326_21422_8880.N1	05-APR-2006 16:19:33	Dark	43.500	154	22Bet Aqr	2.8990	5700.0	87	21422	No
217	GOM_NL__2PRFIN20060405_162205_000000412046_00326_21422_8881.N1	05-APR-2006 16:22:05	Dark	40.500	142	49Del Cap	2.8500	8900.0	81	21422	No
218	GOM_NL__2PRFIN20060405_164103_000000432046_00327_21423_8860.N1	05-APR-2006 16:41:03	Dark	43.000	141	Bet Ara	2.8400	4600.0	86	21423	No
219	GOM_NL__2PRFIN20060405_164351_000000382046_00327_21423_8861.N1	05-APR-2006 16:43:51	Dark	37.500	134	Bet TrA	2.8100	6600.0	75	21423	No

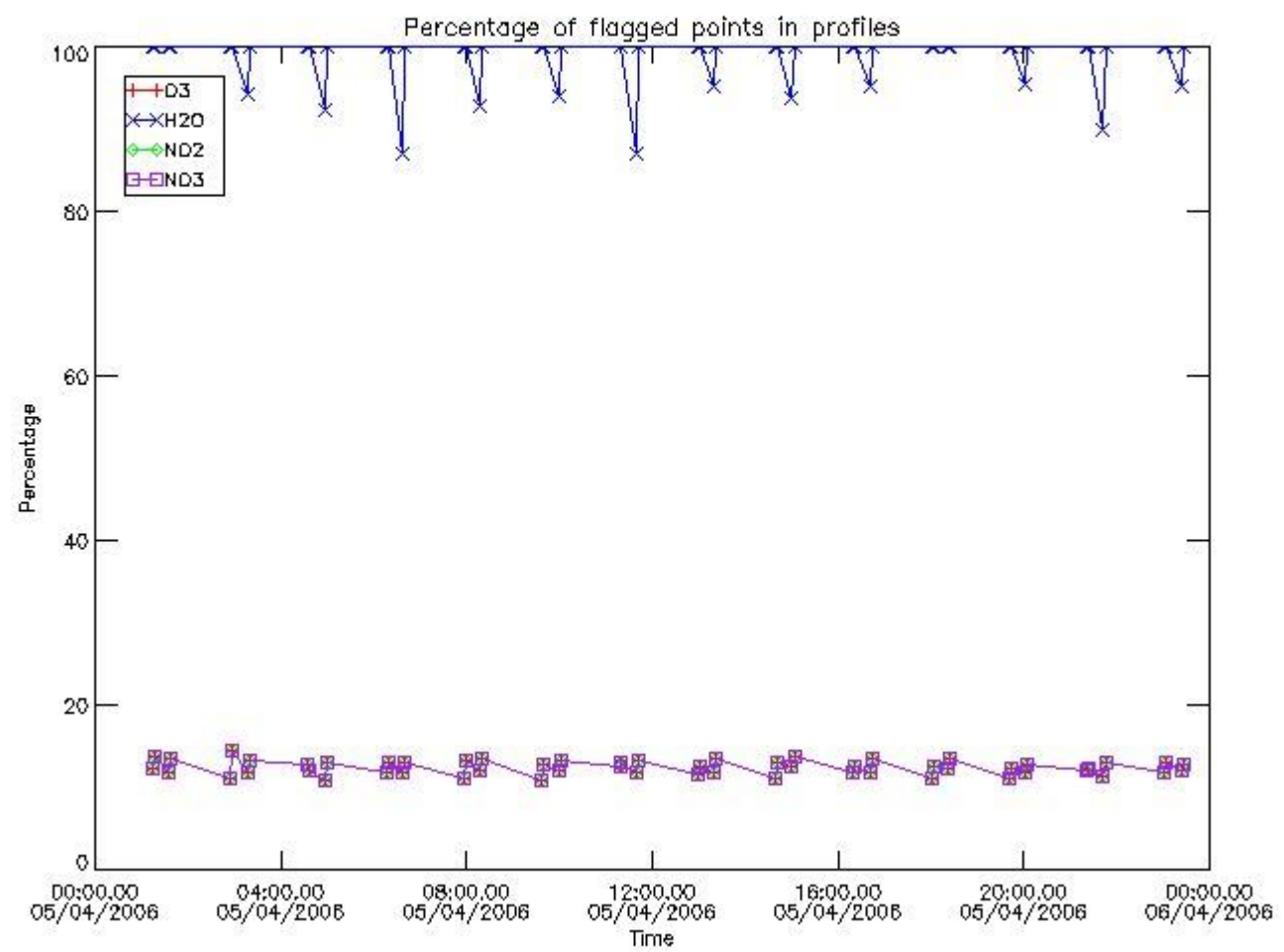
220	GOM_NL__2PRFIN20060405_164625_000000532046_00327_21423_8862.N1	05-APR-2006 16:46:25	Straylight	53.000	4	Alp1Cen	-0.010000	5800.0	106	21423	No
221	GOM_NL__2PRFIN20060405_164920_000000442046_00327_21423_8863.N1	05-APR-2006 16:49:20	Straylight	43.500	78	Alp Lup	2.3040	28000.	87	21423	No
222	GOM_NL__2PRFIN20060405_165056_000000492046_00327_21423_8864.N1	05-APR-2006 16:50:56	Straylight	49.000	81	Eta Cen	2.3560	28000.	98	21423	No
223	GOM_NL__2PRFIN20060405_165333_000000512046_00327_21423_8865.N1	05-APR-2006 16:53:33	Straylight	51.000	54	5The Cen	2.0550	4500.0	102	21423	No
224	GOM_NL__2PRFIN20060405_165914_000000442046_00327_21423_8866.N1	05-APR-2006 16:59:14	Twi_and_stray	44.000	106	9Bet Crv	2.6480	5600.0	88	21423	No
225	GOM_NL__2PRFIN20060405_170109_000000422046_00327_21423_8867.N1	05-APR-2006 17:01:09	Twi_and_stray	41.500	100	4Gam Crv	2.5800	13100.	83	21423	No
226	GOM_NL__2PRFIN20060405_170559_000000412046_00327_21423_8868.N1	05-APR-2006 17:05:59	Bright	40.500	121	29Gam Vir	2.7400	7200.0	81	21423	No
227	GOM_NL__2PRFIN20060405_171037_000000372046_00327_21423_8869.N1	05-APR-2006 17:10:37	Bright	36.500	62	94Bet Leo	2.1360	9700.0	73	21423	No
228	GOM_NL__2PRFIN20060405_171220_000000362046_00327_21423_8870.N1	05-APR-2006 17:12:20	Bright	35.500	96	68Del Leo	2.5600	9300.0	71	21423	No
229	GOM_NL__2PRFIN20060405_171905_000000362046_00327_21423_8871.N1	05-APR-2006 17:19:05	Bright	36.000	174	52Psi UMa	3.0040	4400.0	72	21423	No
230	GOM_NL__2PRFIN20060405_172156_000000352046_00327_21423_8872.N1	05-APR-2006 17:21:56	Bright	35.000	87	64Gam UMa	2.4330	11000.	70	21423	No
231	GOM_NL__2PRFIN20060405_172357_000000342046_00327_21423_8873.N1	05-APR-2006 17:23:57	Bright	34.000	36	50Alp UMa	1.8000	6300.0	68	21423	No
232	GOM_NL__2PRFIN20060405_172958_000000402046_00327_21423_8874.N1	05-APR-2006 17:29:58	Bright	40.000	60	7Bet UMi	2.0810	3950.0	80	21423	No
233	GOM_NL__2PRFIN20060405_173202_000000352046_00327_21423_8875.N1	05-APR-2006 17:32:02	Bright	35.000	49	1Alp UMi	1.9900	6300.0	70	21423	No
234	GOM_NL__2PRFIN20060405_173939_000000352046_00327_21423_8876.N1	05-APR-2006 17:39:39	Bright	35.000	89	5Alp Cep	2.4510	8000.0	70	21423	No
235	GOM_NL__2PRFIN20060405_174452_000000442046_00327_21423_8877.N1	05-APR-2006 17:44:52	Bright	43.500	19	50Alp Cyg	1.2460	10500.	87	21423	No
236	GOM_NL__2PRFIN20060405_175527_000000502046_00327_21423_8878.N1	05-APR-2006 17:55:27	Twi_and_stray	49.500	61	8Eps Peg	2.1000	3900.0	99	21423	No
237	GOM_NL__2PRFIN20060405_175757_000000452046_00327_21423_8879.N1	05-APR-2006 17:57:57	Twilight	44.500	162	34Alp Aqr	2.9440	5350.0	89	21423	No
238	GOM_NL__2PRFIN20060405_180010_000000462046_00327_21423_8880.N1	05-APR-2006 18:00:10	Dark	45.500	154	22Bet Aqr	2.8990	5700.0	91	21423	No
239	GOM_NL__2PRFIN20060405_180241_000000412046_00327_21423_8881.N1	05-APR-2006 18:02:41	Dark	41.000	142	49Del Cap	2.8500	8900.0	82	21423	No
240	GOM_NL__2PRFIN20060405_182140_000000422046_00328_21424_8860.N1	05-APR-2006 18:21:40	Dark	41.500	141	Bet Ara	2.8400	4600.0	83	21424	No
241	GOM_NL__2PRFIN20060405_182427_000000382046_00328_21424_8861.N1	05-APR-2006 18:24:27	Dark	38.000	134	Bet TrA	2.8100	6600.0	76	21424	No
242	GOM_NL__2PRFIN20060405_182702_000000462046_00328_21424_8862.N1	05-APR-2006 18:27:02	Straylight	45.500	4	Alp1Cen	-0.010000	5800.0	91	21424	No
243	GOM_NL__2PRFIN20060405_182956_000000442046_00328_21424_8863.N1	05-APR-2006 18:29:56	Straylight	43.500	78	Alp Lup	2.3040	28000.	87	21424	No
244	GOM_NL__2PRFIN20060405_183133_000000472046_00328_21424_8864.N1	05-APR-2006 18:31:33	Straylight	47.000	81	Eta Cen	2.3560	28000.	94	21424	No
245	GOM_NL__2PRFIN20060405_183410_000000512046_00328_21424_8865.N1	05-APR-2006 18:34:10	Straylight	51.000	54	5The Cen	2.0550	4500.0	102	21424	No
246	GOM_NL__2PRFIN20060405_183950_000000422046_00328_21424_8866.N1	05-APR-2006 18:39:50	Twi_and_stray	42.000	106	9Bet Crv	2.6480	5600.0	84	21424	No
247	GOM_NL__2PRFIN20060405_184145_000000402046_00328_21424_8867.N1	05-APR-2006 18:41:45	Twi_and_stray	39.500	100	4Gam Crv	2.5800	13100.	79	21424	No
248	GOM_NL__2PRFIN20060405_184635_000000412046_00328_21424_8868.N1	05-APR-2006 18:46:35	Bright	41.000	121	29Gam Vir	2.7400	7200.0	82	21424	No
249	GOM_NL__2PRFIN20060405_185113_000000372046_00328_21424_8869.N1	05-APR-2006 18:51:13	Bright	37.000	62	94Bet Leo	2.1360	9700.0	74	21424	No
250	GOM_NL__2PRFIN20060405_185256_000000352046_00328_21424_8870.N1	05-APR-2006 18:52:56	Bright	35.000	96	68Del Leo	2.5600	9300.0	70	21424	No
251	GOM_NL__2PRFIN20060405_185941_000000352046_00328_21424_8871.N1	05-APR-2006 18:59:41	Bright	35.000	174	52Psi UMa	3.0040	4400.0	70	21424	No
252	GOM_NL__2PRFIN20060405_190232_000000412046_00328_21424_8872.N1	05-APR-2006 19:02:32	Bright	40.500	87	64Gam UMa	2.4330	11000.	81	21424	No
253	GOM_NL__2PRFIN20060405_190433_000000382046_00328_21424_8873.N1	05-APR-2006 19:04:33	Bright	37.500	36	50Alp UMa	1.8000	6300.0	75	21424	No
254	GOM_NL__2PRFIN20060405_191034_000000362046_00328_21424_8874.N1	05-APR-2006 19:10:34	Bright	36.000	60	7Bet UMi	2.0810	3950.0	72	21424	No
255	GOM_NL__2PRFIN20060405_191238_000000372046_00328_21424_8875.N1	05-APR-2006 19:12:38	Bright	37.000	49	1Alp UMi	1.9900	6300.0	74	21424	No
256	GOM_NL__2PRFIN20060405_192015_000000372046_00328_21424_8876.N1	05-APR-2006 19:20:15	Bright	36.500	89	5Alp Cep	2.4510	8000.0	73	21424	No
257	GOM_NL__2PRFIN20060405_192528_000000422046_00328_21424_8877.N1	05-APR-2006 19:25:28	Bright	42.000	19	50Alp Cyg	1.2460	10500.	84	21424	No
258	GOM_NL__2PRFIN20060405_193604_000000492046_00328_21424_8878.N1	05-APR-2006 19:36:04	Twi_and_stray	49.000	61	8Eps Peg	2.1000	3900.0	98	21424	No
259	GOM_NL__2PRFIN20060405_193833_000000432046_00328_21424_8879.N1	05-APR-2006 19:38:33	Twilight	42.500	162	34Alp Aqr	2.9440	5350.0	85	21424	No
260	GOM_NL__2PRFIN20060405_194046_000000462046_00328_21424_8880.N1	05-APR-2006 19:40:46	Dark	46.000	154	22Bet Aqr	2.8990	5700.0	92	21424	No
261	GOM_NL__2PRFIN20060405_194317_000000422046_00328_21424_8881.N1	05-APR-2006 19:43:17	Dark	41.500	142	49Del Cap	2.8500	8900.0	83	21424	No
262	GOM_NL__2PRFIN20060405_200216_000000442046_00329_21425_8860.N1	05-APR-2006 20:02:16	Dark	43.500	141	Bet Ara	2.8400	4600.0	87	21425	No
263	GOM_NL__2PRFIN20060405_200504_000000402046_00329_21425_4363.N1	05-APR-2006 20:05:04	Dark	40.000	134	Bet TrA	2.8100	6600.0	80	21425	No
264	GOM_NL__2PRFIN20060405_200738_000000472046_00329_21425_8862.N1	05-APR-2006 20:07:38	Straylight	46.500	4	Alp1Cen	-0.010000	5800.0	93	21425	No
265	GOM_NL__2PRFIN20060405_201033_000000422046_00329_21425_8863.N1	05-APR-2006 20:10:33	Straylight	42.000	78	Alp Lup	2.3040	28000.	84	21425	No
266	GOM_NL__2PRFIN20060405_201209_000000462046_00329_21425_8864.N1	05-APR-2006 20:12:09	Straylight	45.500	81	Eta Cen	2.3560	28000.	91	21425	No
267	GOM_NL__2PRFIN20060405_201446_000000542046_00329_21425_8865.N1	05-APR-2006 20:14:46	Straylight	54.000	54	5The Cen	2.0550	4500.0	108	21425	No
268	GOM_NL__2PRFIN20060405_202027_000000432046_00329_21425_8866.N1	05-APR-2006 20:20:27	Twi_and_stray	42.500	106	9Bet Crv	2.6480	5600.0	85	21425	No
269	GOM_NL__2PRFIN20060405_202221_000000392046_00329_21425_8867.N1	05-APR-2006 20:22:21	Twi_and_stray	39.000	100	4Gam Crv	2.5800	13100.	78	21425	No
270	GOM_NL__2PRFIN20060405_202710_000000402046_00329_21425_8868.N1	05-APR-2006 20:27:10	Bright	40.000	121	29Gam Vir	2.7400	7200.0	80	21425	No
271	GOM_NL__2PRFIN20060405_203149_000000372046_00329_21425_8869.N1	05-APR-2006 20:31:49	Bright	36.500	62	94Bet Leo	2.1360	9700.0	73	21425	No
272	GOM_NL__2PRFIN20060405_203332_000000352046_00329_21425_8870.N1	05-APR-2006 20:33:32	Bright	35.000	96	68Del Leo	2.5600	9300.0	70	21425	No
273	GOM_NL__2PRFIN20060405_204017_000000352046_00329_21425_8871.N1	05-APR-2006 20:40:17	Bright	34.500	174	52Psi UMa	3.0040	4400.0	69	21425	No
274	GOM_NL__2PRFIN20060405_204308_000000542046_00329_21425_8872.N1	05-APR-2006 20:43:08	Bright	54.000	87	64Gam UMa	2.4330	11000.	108	21425	No
275	GOM_NL__2PRFIN20060405_204509_000000372046_00329_21425_8873.N1	05-APR-2006 20:45:09	Bright	37.000	36	50Alp UMa	1.8000	6300.0	74	21425	No
276	GOM_NL__2PRFIN20060405_205110_000000362046_00329_21425_8874.N1	05-APR-2006 20:51:10	Bright	36.000	60	7Bet UMi	2.0810	3950.0	72	21425	No
277	GOM_NL__2PRFIN20060405_205314_000000352046_00329_21425_8875.N1	05-APR-2006 20:53:14	Bright	34.500	49	1Alp UMi	1.9900	6300.0	69	21425	No
278	GOM_NL__2PRFIN20060405_210050_000000382046_00329_21425_8876.N1	05-APR-2006 21:00:50	Bright	37.500	89	5Alp Cep	2.4510	8000.0	75	21425	No

279	GOM_NL__2PRFIN20060405_210604_000000422046_00329_21425_8877.N1	05-APR-2006 21:06:04	Bright	42.000	19	50Alp Cyg	1.2460	10500.	84	21425	No
280	GOM_NL__2PRFIN20060405_211640_000000452046_00329_21425_8878.N1	05-APR-2006 21:16:40	Twilight	45.000	61	8Eps Peg	2.1000	3900.0	90	21425	No
281	GOM_NL__2PRFIN20060405_211909_000000422046_00329_21425_8879.N1	05-APR-2006 21:19:09	Twilight	42.000	162	34Alp Aqr	2.9440	5350.0	84	21425	No
282	GOM_NL__2PRFIN20060405_212123_000000422046_00329_21425_8880.N1	05-APR-2006 21:21:23	Dark	42.000	154	22Bet Aqr	2.8990	5700.0	84	21425	No
283	GOM_NL__2PRFIN20060405_212354_000000422046_00329_21425_8881.N1	05-APR-2006 21:23:54	Dark	41.500	142	49Del Cap	2.8500	8900.0	83	21425	No
284	GOM_NL__2PRFIN20060405_214253_000000452046_00330_21426_8860.N1	05-APR-2006 21:42:53	Dark	45.000	141	Bet Ara	2.8400	4600.0	90	21426	No
285	GOM_NL__2PRFIN20060405_214540_000000392046_00330_21426_8861.N1	05-APR-2006 21:45:40	Dark	39.000	134	Bet TrA	2.8100	6600.0	78	21426	No
286	GOM_NL__2PRFIN20060405_214815_000000532046_00330_21426_8862.N1	05-APR-2006 21:48:15	Straylight	52.500	4	Alp1Cen	-0.010000	5800.0	105	21426	No
287	GOM_NL__2PRFIN20060405_215109_000000442046_00330_21426_8863.N1	05-APR-2006 21:51:09	Straylight	44.000	78	Alp Lup	2.3040	28000.	88	21426	No
288	GOM_NL__2PRFIN20060405_215246_000000472046_00330_21426_8864.N1	05-APR-2006 21:52:46	Straylight	46.500	81	Eta Cen	2.3560	28000.	93	21426	No
289	GOM_NL__2PRFIN20060405_215522_000000512046_00330_21426_8865.N1	05-APR-2006 21:55:22	Straylight	50.500	54	5The Cen	2.0550	4500.0	101	21426	No
290	GOM_NL__2PRFIN20060405_220034_000000472046_00330_21426_8866.N1	05-APR-2006 22:00:34	Twilight	47.000	169	46Gam Hya	2.9910	4700.0	94	21426	No
291	GOM_NL__2PRFIN20060405_220257_000000402046_00330_21426_8867.N1	05-APR-2006 22:02:57	Twilight	40.000	100	4Gam Crv	2.5800	13100.	80	21426	No
292	GOM_NL__2PRFIN20060405_220746_000000412046_00330_21426_8868.N1	05-APR-2006 22:07:46	Bright	41.000	121	29Gam Vir	2.7400	7200.0	82	21426	No
293	GOM_NL__2PRFIN20060405_221225_000000372046_00330_21426_8869.N1	05-APR-2006 22:12:25	Bright	37.000	62	94Bet Leo	2.1360	9700.0	74	21426	No
294	GOM_NL__2PRFIN20060405_221408_000000352046_00330_21426_8870.N1	05-APR-2006 22:14:08	Bright	35.000	96	68Del Leo	2.5600	9300.0	70	21426	No
295	GOM_NL__2PRFIN20060405_222053_000000362046_00330_21426_8871.N1	05-APR-2006 22:20:53	Bright	36.000	174	52Psi UMa	3.0040	4400.0	72	21426	No
296	GOM_NL__2PRFIN20060405_222344_000000372046_00330_21426_8872.N1	05-APR-2006 22:23:44	Bright	36.500	87	64Gam UMa	2.4330	11000.	73	21426	No
297	GOM_NL__2PRFIN20060405_222545_000000372046_00330_21426_8873.N1	05-APR-2006 22:25:45	Bright	36.500	36	50Alp UMa	1.8000	6300.0	73	21426	No
298	GOM_NL__2PRFIN20060405_223145_000000362046_00330_21426_8874.N1	05-APR-2006 22:31:45	Bright	35.500	60	7Bet UMi	2.0810	3950.0	71	21426	No
299	GOM_NL__2PRFIN20060405_223350_000000352046_00330_21426_8875.N1	05-APR-2006 22:33:50	Bright	34.500	49	1Alp UMi	1.9900	6300.0	69	21426	No
300	GOM_NL__2PRFIN20060405_224126_000000352046_00330_21426_8876.N1	05-APR-2006 22:41:26	Bright	34.500	89	5Alp Cep	2.4510	8000.0	69	21426	No
301	GOM_NL__2PRFIN20060405_224640_000000332046_00330_21426_8877.N1	05-APR-2006 22:46:40	Bright	33.000	19	50Alp Cyg	1.2460	10500.	66	21426	No
302	GOM_NL__2PRFIN20060405_225716_000000462046_00330_21426_8878.N1	05-APR-2006 22:57:16	Twilight	45.500	61	8Eps Peg	2.1000	3900.0	91	21426	No
303	GOM_NL__2PRFIN20060405_225945_000000402046_00330_21426_8879.N1	05-APR-2006 22:59:45	Twilight	40.000	162	34Alp Aqr	2.9440	5350.0	80	21426	No
304	GOM_NL__2PRFIN20060405_230159_000000442046_00330_21426_8880.N1	05-APR-2006 23:01:59	Dark	43.500	154	22Bet Aqr	2.8990	5700.0	87	21426	No
305	GOM_NL__2PRFIN20060405_230430_000000392046_00330_21426_8881.N1	05-APR-2006 23:04:30	Dark	39.000	142	49Del Cap	2.8500	8900.0	78	21426	No
306	GOM_NL__2PRFIN20060405_232330_000000432046_00331_21427_8860.N1	05-APR-2006 23:23:30	Dark	42.500	141	Bet Ara	2.8400	4600.0	85	21427	No
307	GOM_NL__2PRFIN20060405_232616_000000402046_00331_21427_8861.N1	05-APR-2006 23:26:16	Dark	40.000	134	Bet TrA	2.8100	6600.0	80	21427	No
308	GOM_NL__2PRFIN20060405_232851_000000462046_00331_21427_8862.N1	05-APR-2006 23:28:51	Straylight	45.500	4	Alp1Cen	-0.010000	5800.0	91	21427	No
309	GOM_NL__2PRFIN20060405_233146_000000432046_00331_21427_8863.N1	05-APR-2006 23:31:46	Straylight	42.500	78	Alp Lup	2.3040	28000.	85	21427	No
310	GOM_NL__2PRFIN20060405_233322_000000502046_00331_21427_8864.N1	05-APR-2006 23:33:22	Straylight	50.000	81	Eta Cen	2.3560	28000.	100	21427	No
311	GOM_NL__2PRFIN20060405_233559_000000512046_00331_21427_8865.N1	05-APR-2006 23:35:59	Straylight	50.500	54	5The Cen	2.0550	4500.0	101	21427	No
312	GOM_NL__2PRFIN20060405_234111_000000432046_00331_21427_8866.N1	05-APR-2006 23:41:11	Twilight	43.000	169	46Gam Hya	2.9910	4700.0	86	21427	No
313	GOM_NL__2PRFIN20060405_234333_000000422046_00331_21427_8867.N1	05-APR-2006 23:43:33	Twilight	41.500	100	4Gam Crv	2.5800	13100.	83	21427	No
314	GOM_NL__2PRFIN20060405_234822_000000412046_00331_21427_8868.N1	05-APR-2006 23:48:22	Bright	40.500	121	29Gam Vir	2.7400	7200.0	81	21427	No
315	GOM_NL__2PRFIN20060405_235301_000000372046_00331_21427_8869.N1	05-APR-2006 23:53:01	Bright	36.500	62	94Bet Leo	2.1360	9700.0	73	21427	No
316	GOM_NL__2PRFIN20060405_235444_000000342046_00331_21427_8870.N1	05-APR-2006 23:54:44	Bright	34.000	96	68Del Leo	2.5600	9300.0	68	21427	No

### 3. Quality information per product

In this section it is plotted some information contained in the Quality Summary data set of the level 2 products. Only products in dark limb conditions and without errors (error flag in the MPH set to "0") are used.

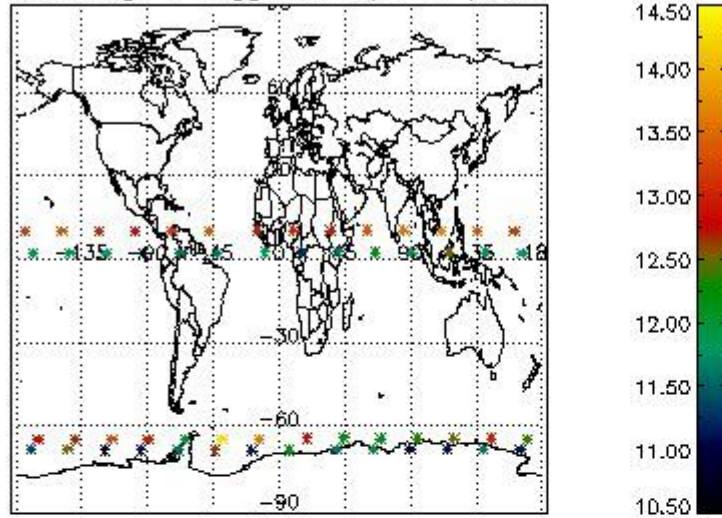
#### 3.1 Plot quality information per product (time dependant)



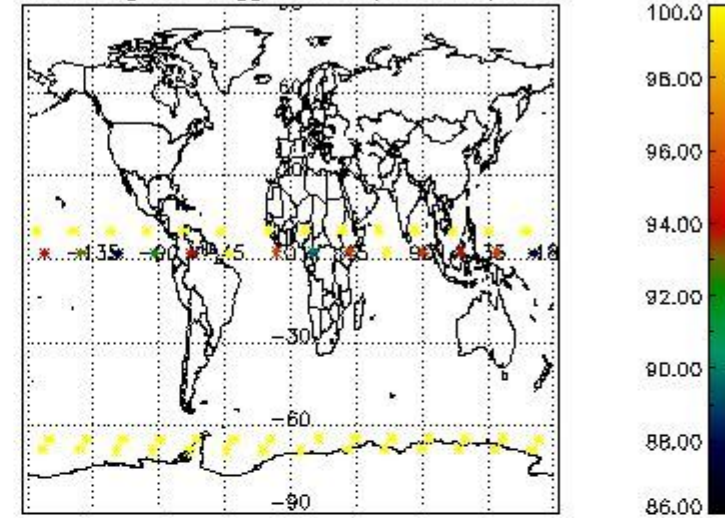
*3.2 Plot quality information per product (world map)*



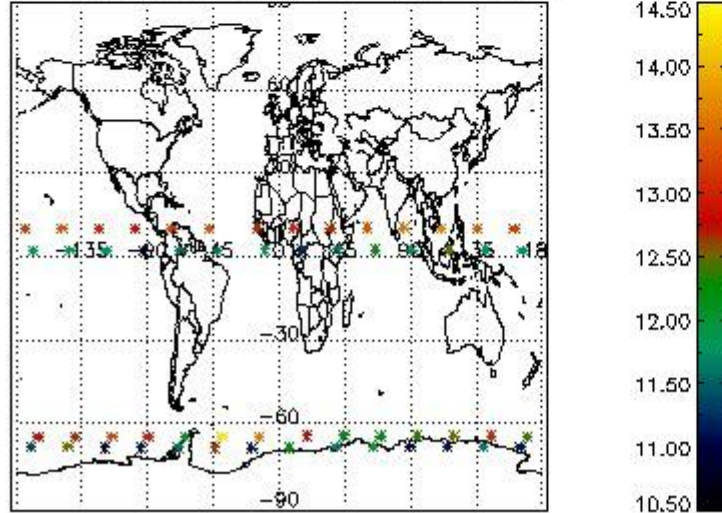
Percentage of flagged data per O3 profile



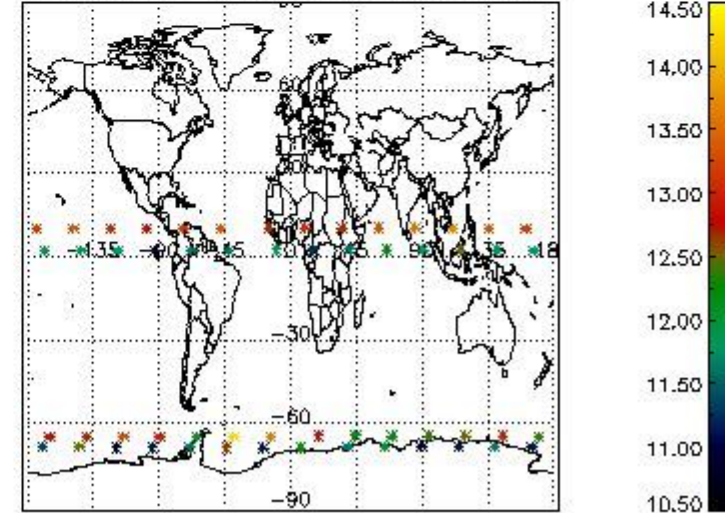
Percentage of flagged data per H2O profile



Percentage of flagged data per NO2 profile



Percentage of flagged data per NO3 profile

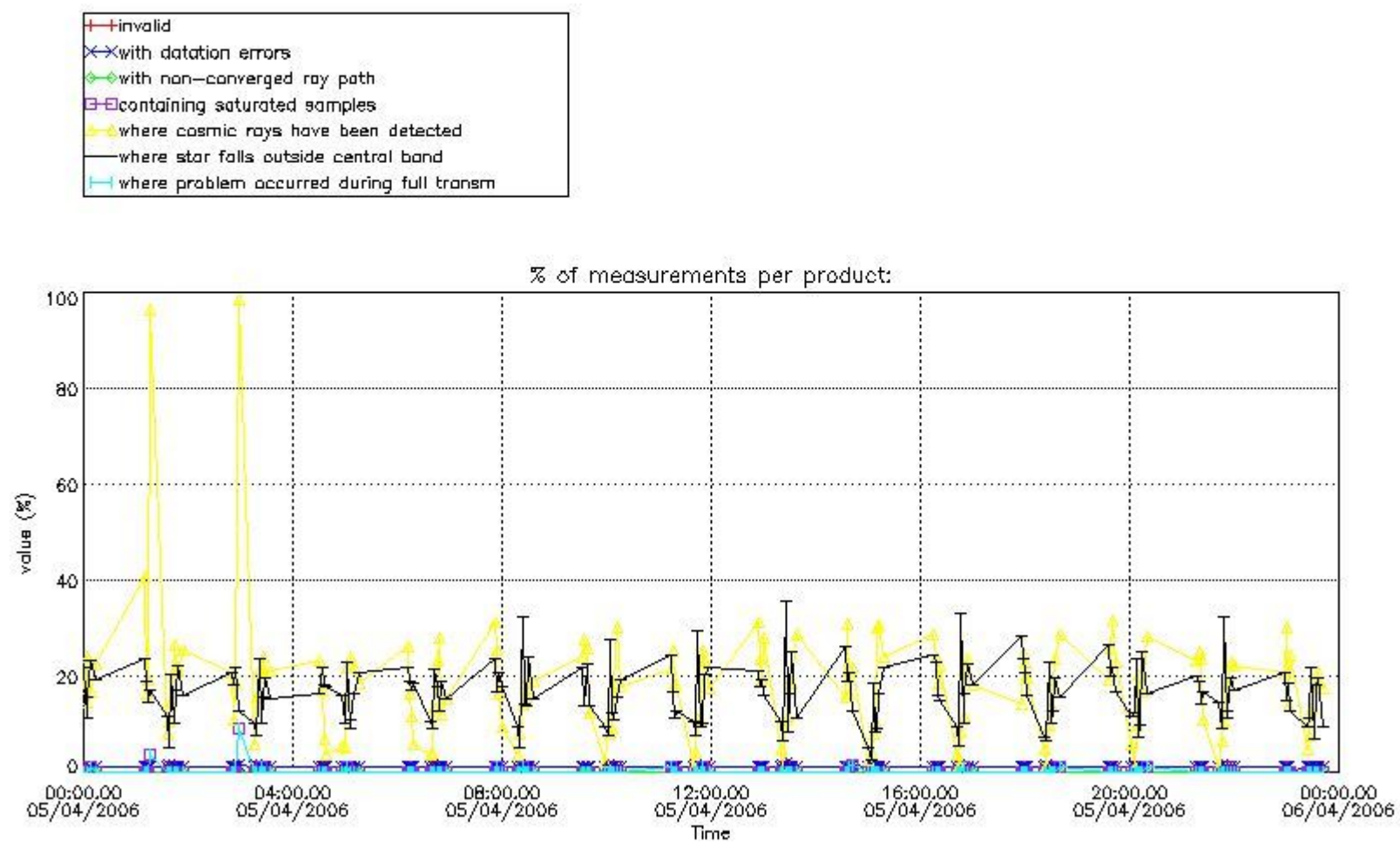


#### 4. Level 1 quality information per product

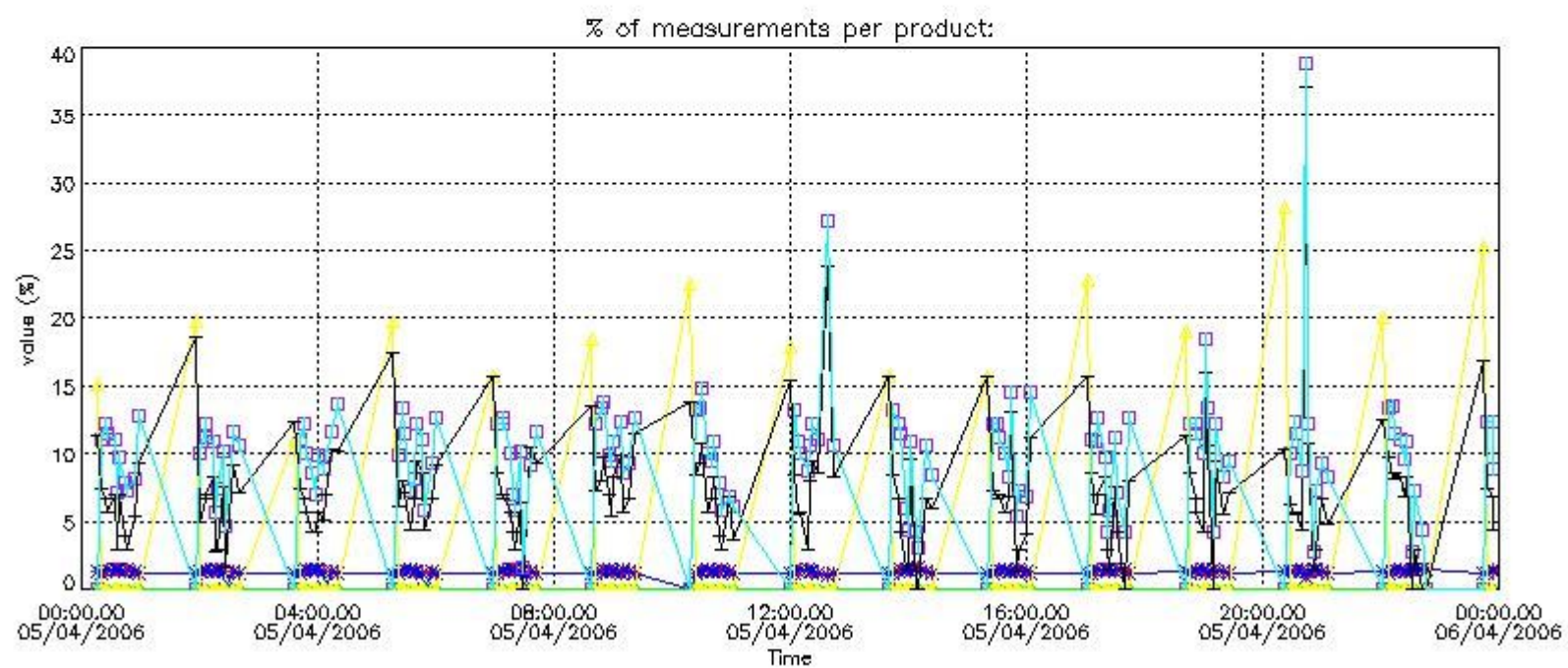
In this section it is plotted some information contained in the Quality Summary data set of the level 2 products that comes from the level 1b processing. Products without errors (error flag in the MPH set to "0") are used.

##### 4.1 Plot quality information per product (time dependant) coming from level 1b processing

###### 4.1.1 Plot level 1 quality information per product (time dependant): ENVISAT ASCENDING passes

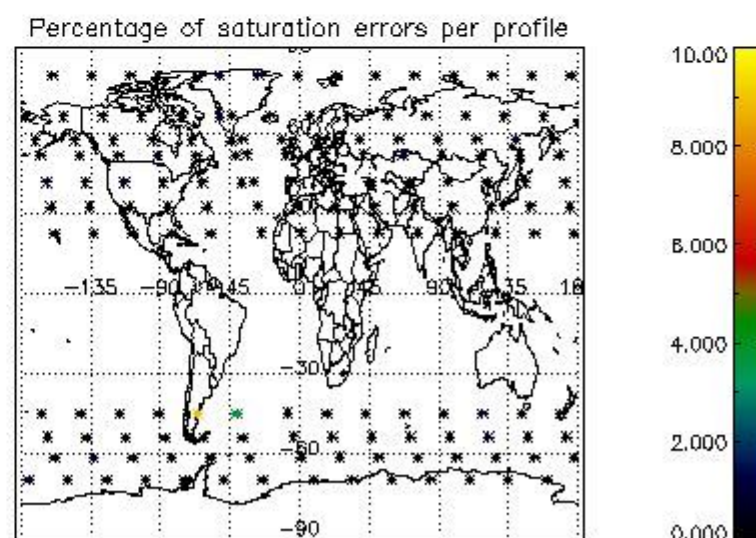
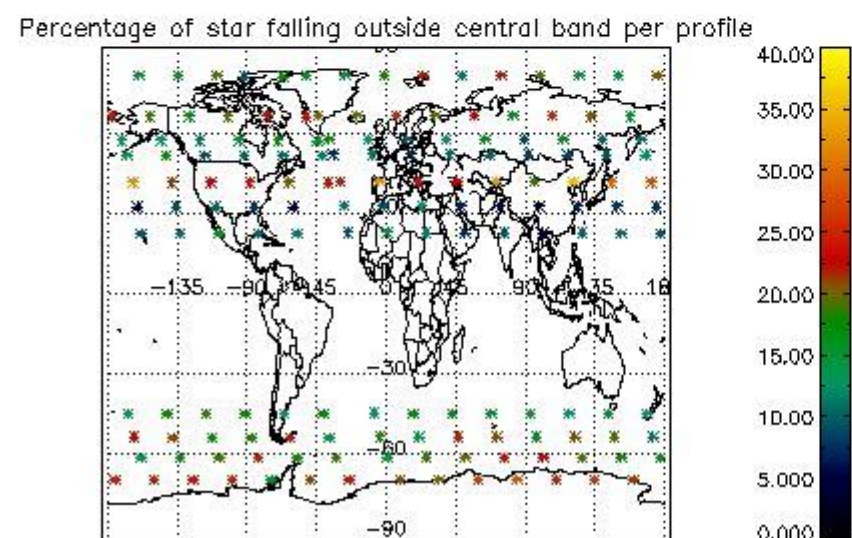
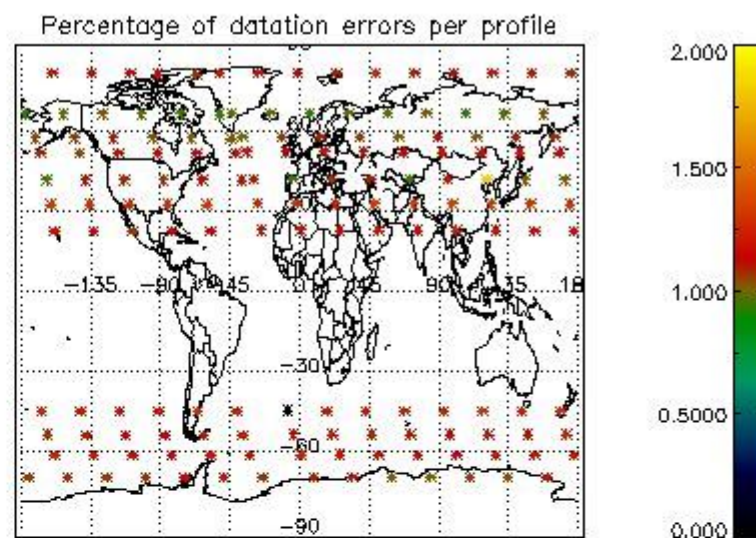
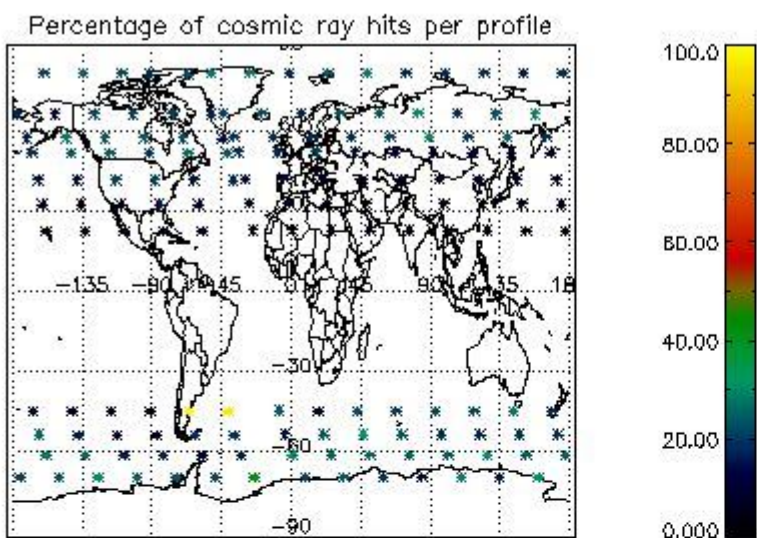


4.1.2 Plot level 1 quality information per product (time dependant): ENVI SAT DESCENDING passes

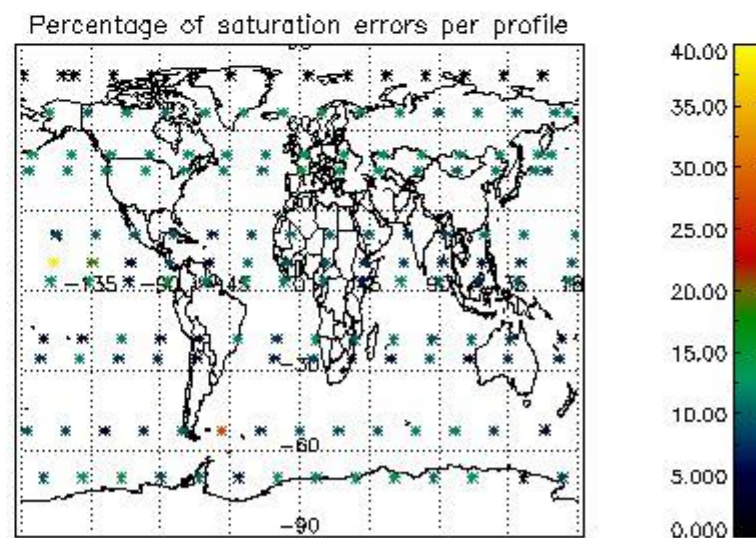
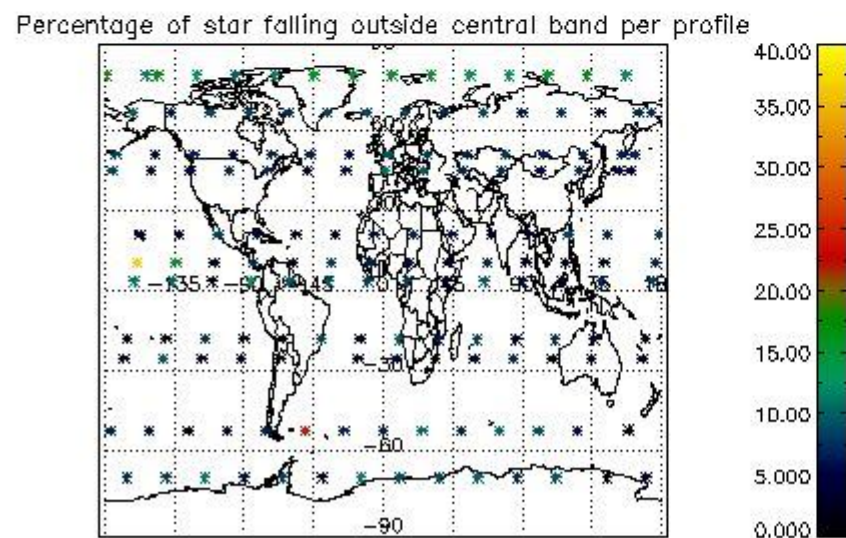
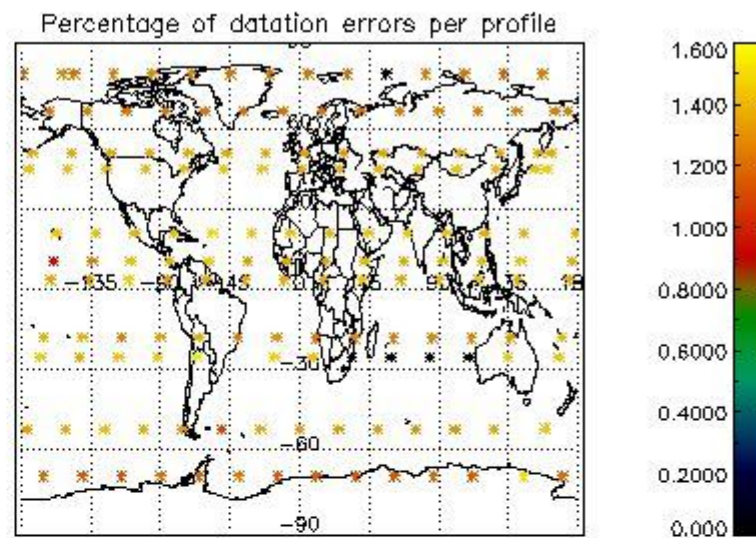
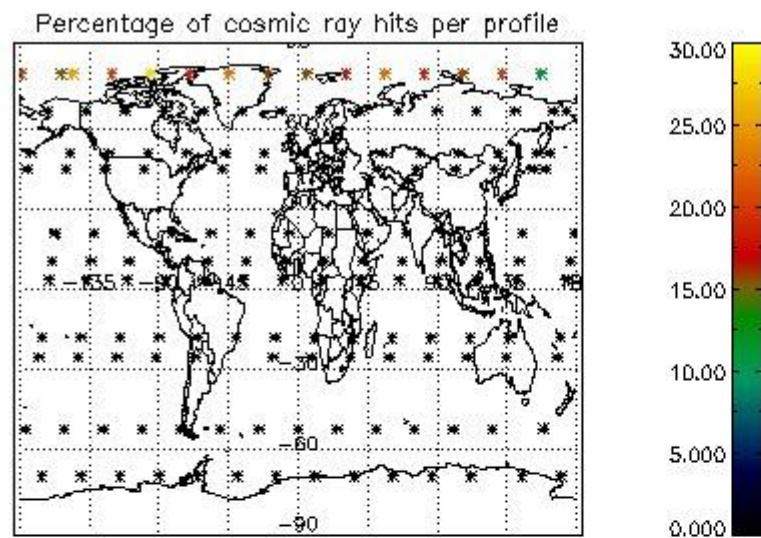


*4.2 Plot quality information per product coming from level 1b processing (world map)*

*4.2.1 Plot level 1 quality information per product (world map): ENVISAT ASCENDING passes*



4.2.2 Plot level 1 quality information per product (world map): ENVISAT DESCENDING passes



## 5. Trace gas profiles

### 5.1 Ozone statistics based on quality of products

The final quality of the products can be "measured" using the STD (Standard Deviation) attached to every point profile. This information is written to the parameter GOM\_NL\_\_2P/NL\_LOCAL\_SPECIES\_DENSITY/o3\_std of the level 2 products. The table below shows the statistics for given STD ranges.

The statistics are given with respect to the overall valid production:

- Products without fatal errors: GOM\_NL\_\_2P/MPH/PRODUCT\_ERR=0
- Valid point profile: GOM\_NL\_\_2P/NL\_LOCAL\_SPECIES\_DENSITY/pcd(0)=0

The 'Criteria' is applied to valid points of dark limb products:

- Products in dark limb illumination condition: GOM\_NL\_\_2P/NL\_SUMMARY\_QUALITY/obs\_ill\_cond=0
- Products without fatal errors: GOM\_NL\_\_2P/MPH/PRODUCT\_ERR=0
- Valid point profile: GOM\_NL\_\_2P/NL\_LOCAL\_SPECIES\_DENSITY/pcd(0)=0

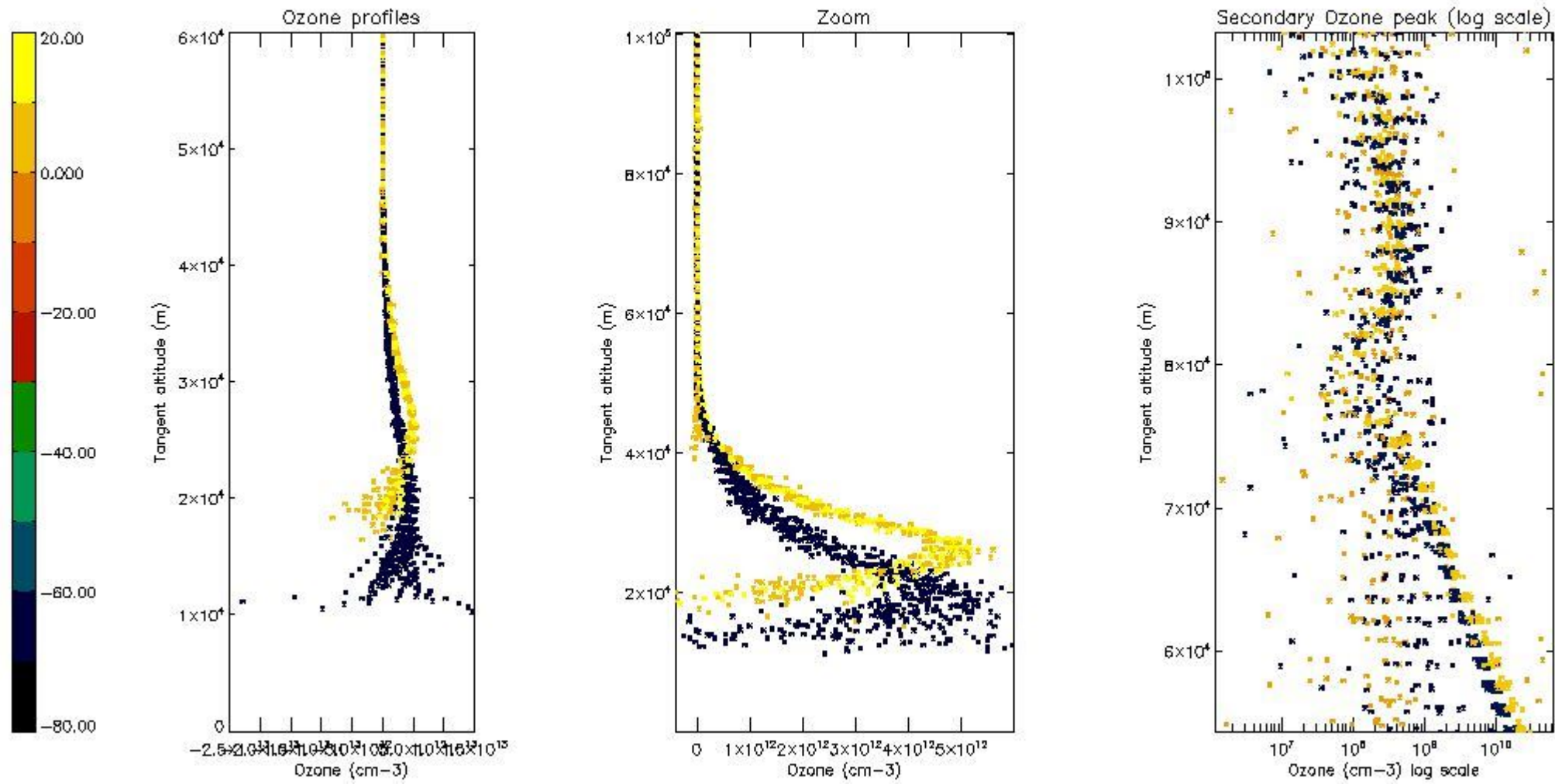
So, the table below shows the percentage of dark limb and valid observations for each criteria with respect to the overall valid daily observations.

Criteria	% of total production
All STD	18.000
STD < 20	7.0000

STD < 10	3.0000
STD < 5	NaN

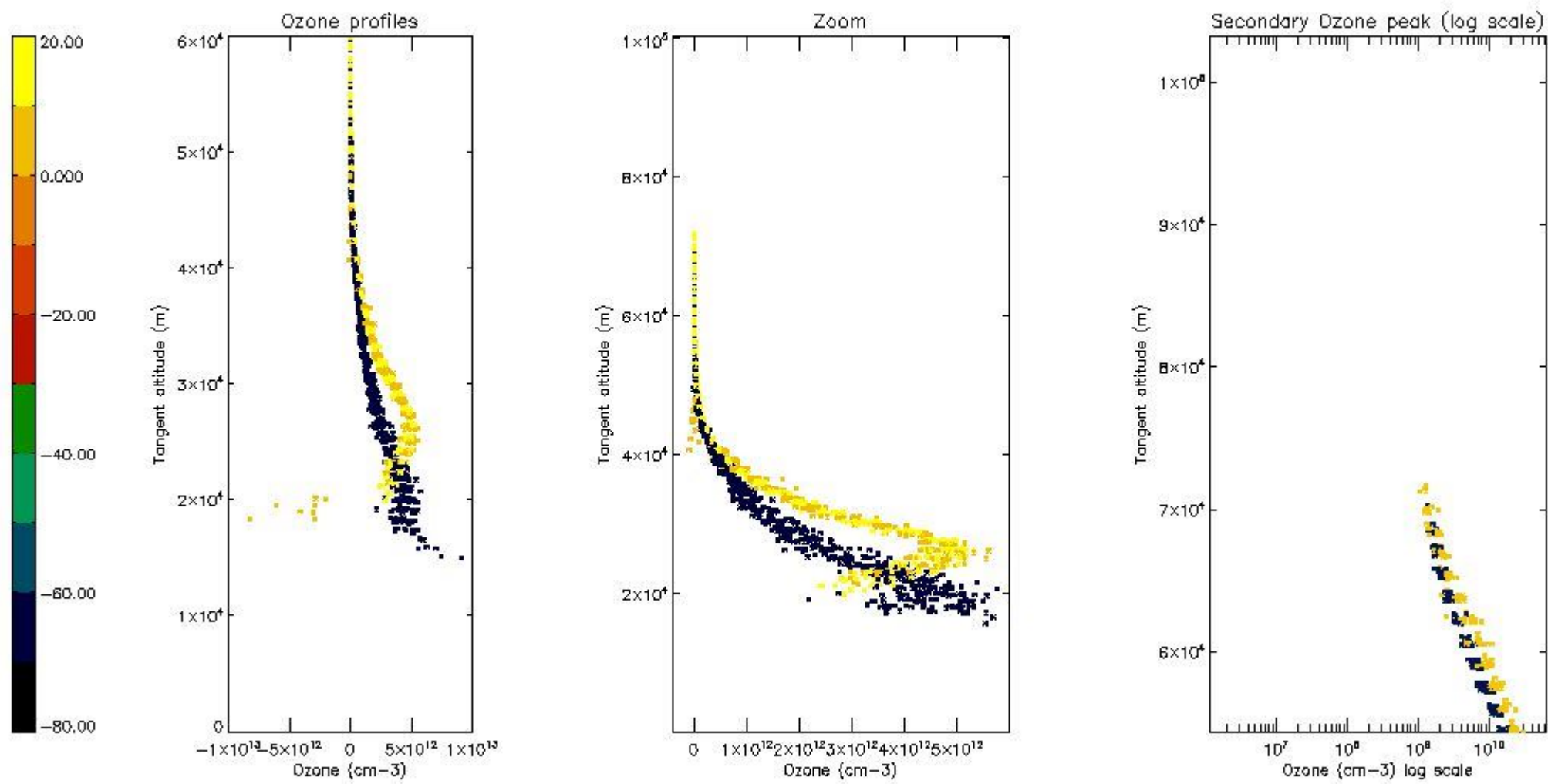
5.2 Plot ozone profiles for all STD (dark without errors)

The colorbar represents the latitude.



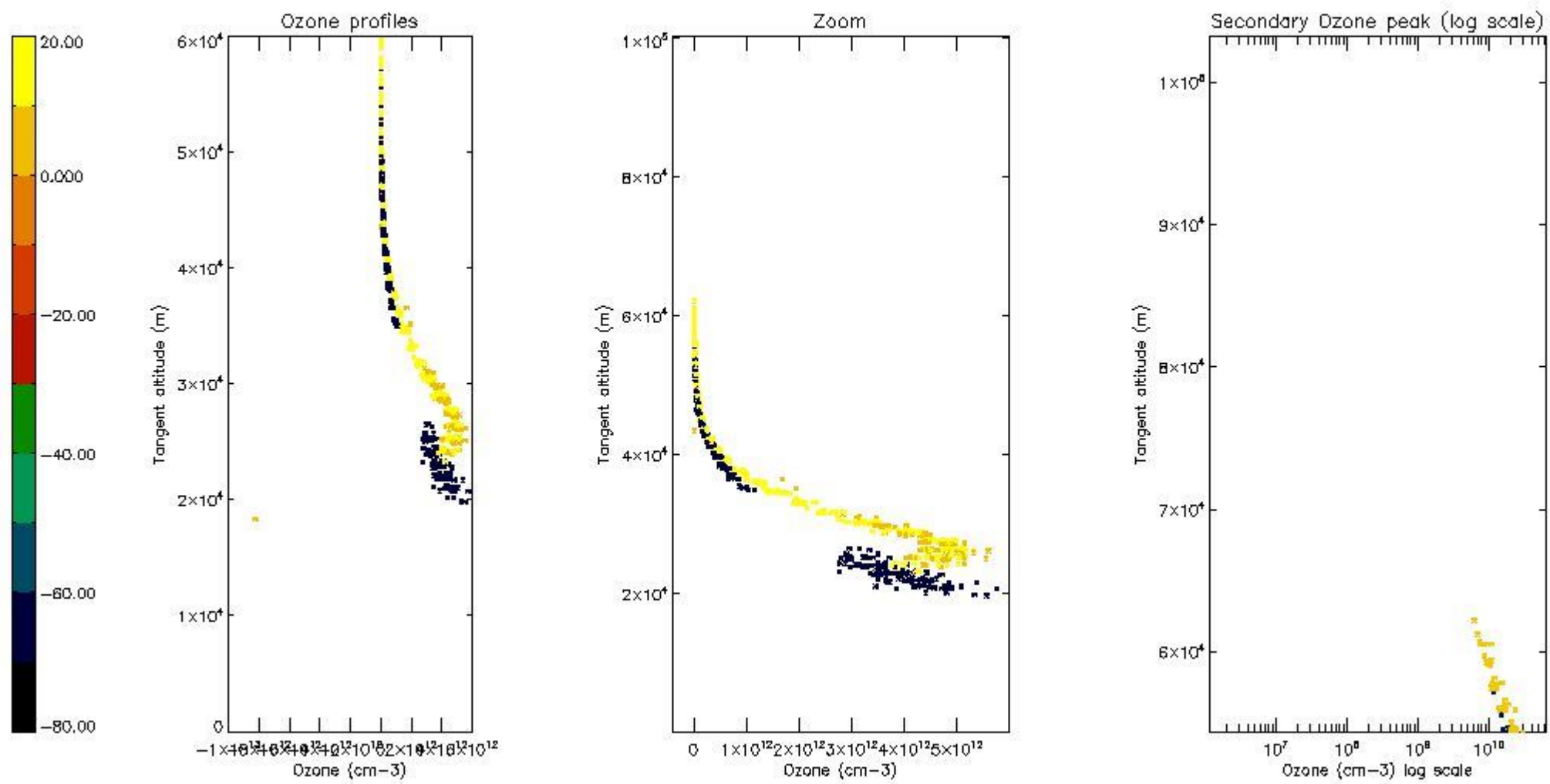
5.3 Plot ozone profiles where STD < 20% (dark without errors)

The colorbar represents the latitude.



*5.4 Plot ozone profiles where STD < 10% (dark without errors)*

The colorbar represents the latitude.



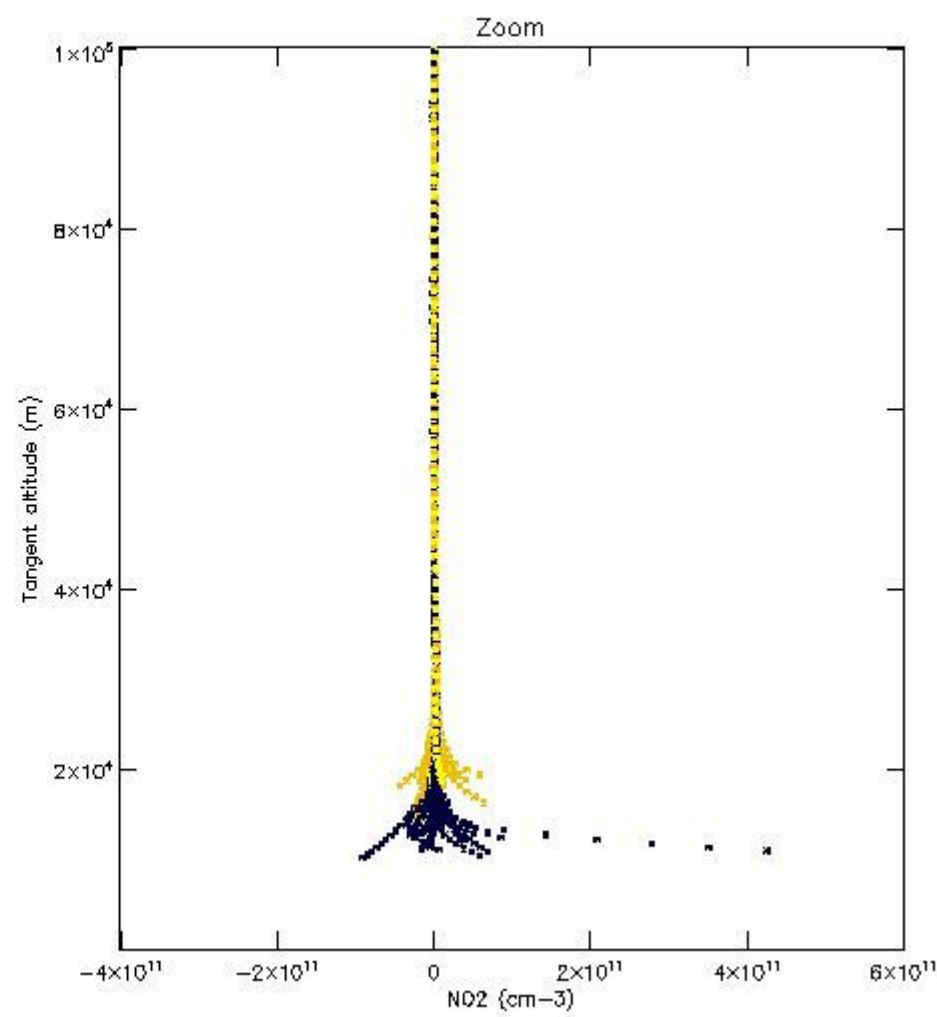
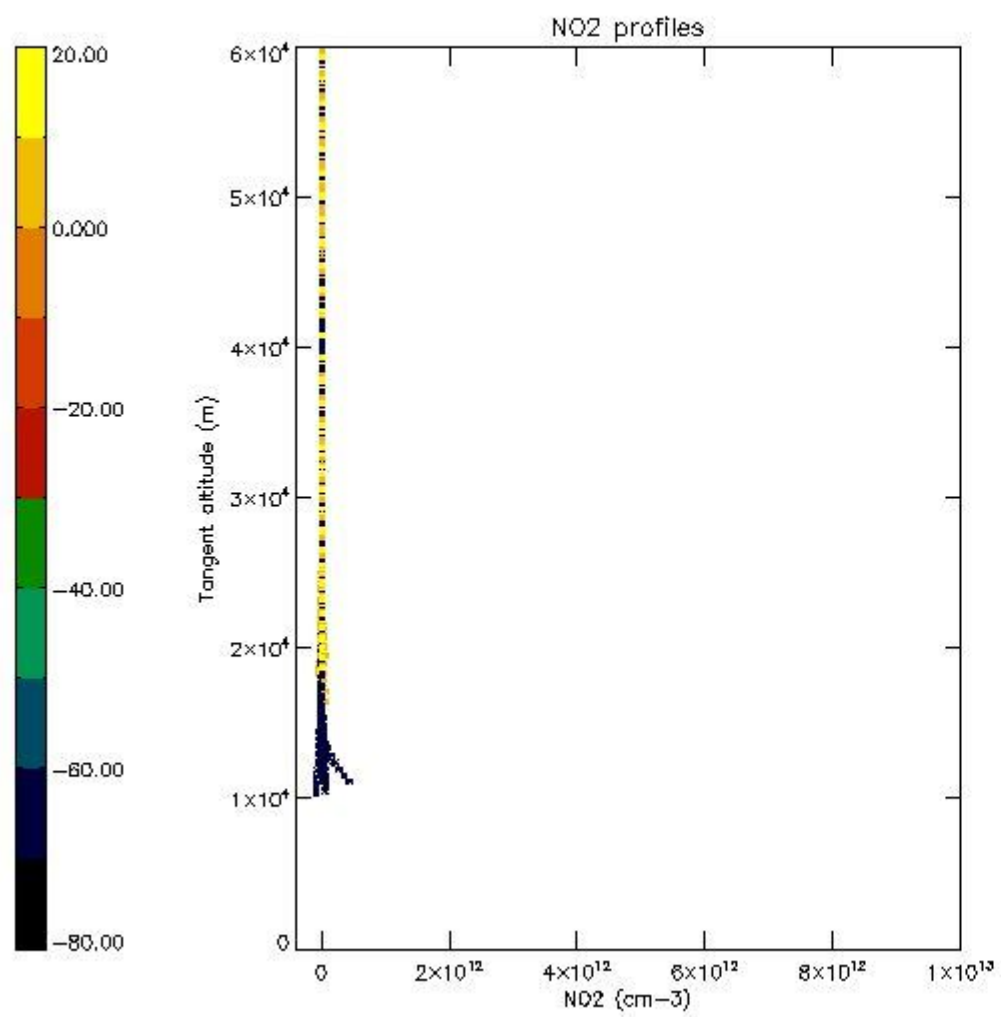
*5.5 Plot ozone profiles where STD < 5% (dark without errors)*

The colorbar represents the latitude.

*5.6 Plot NO2 profiles for all STD (dark without errors)*

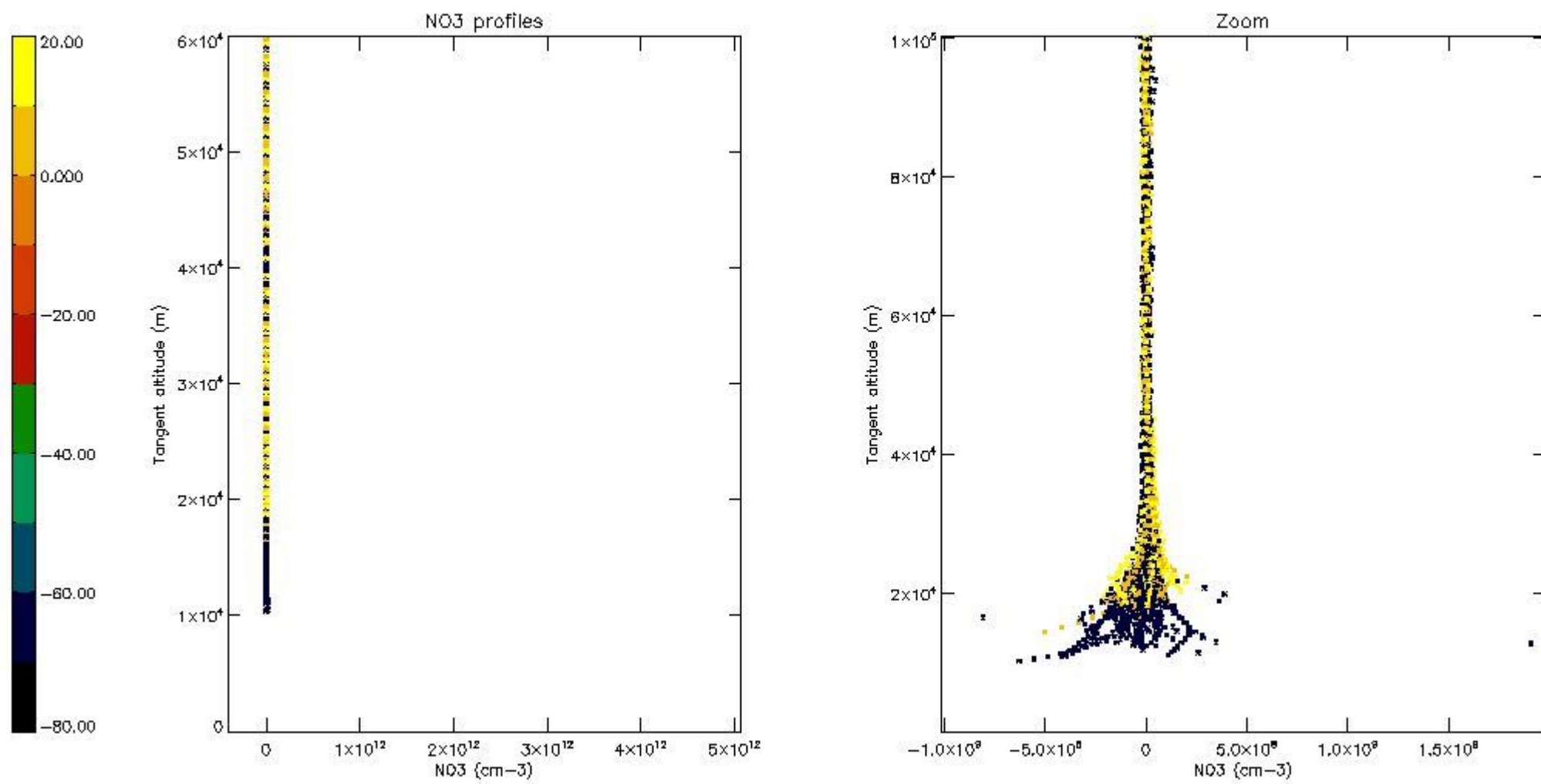
The colorbar represents the latitude.





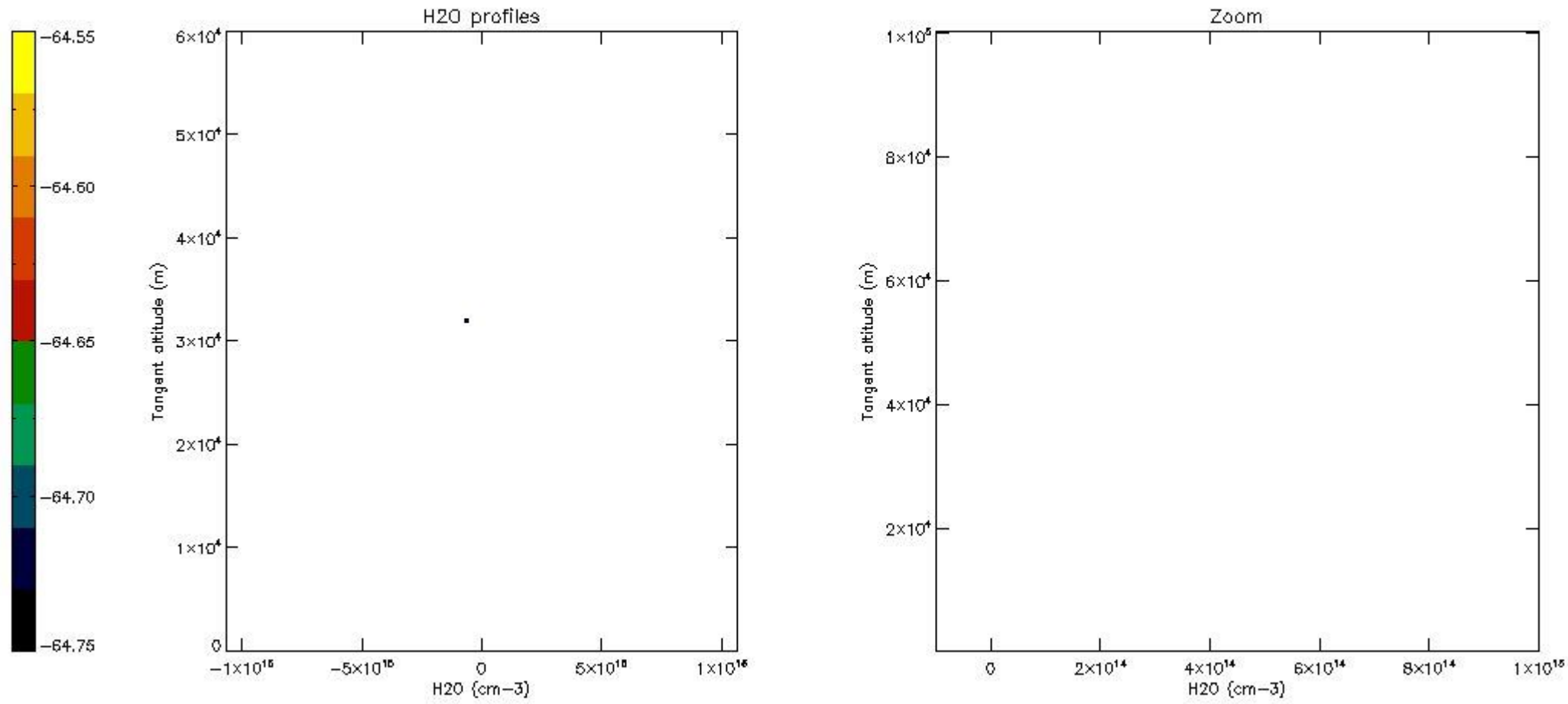
*5.7 Plot NO3 profiles for all STD (dark without errors)*

The colorbar represents the latitude.



5.8 Plot H<sub>2</sub>O profiles for all STD (only for occultations of stars 1,2,3,4,13,14,16,26,63 dark without errors)

The colorbar represents the latitude.



## 6. Auxiliary Data Files used for the production reported in section 2

The number reported in the third column indicates since which file (see list in section 2) the corresponding auxiliary file has been used. The fourth column is the date of those product files.

Type	Auxiliary Filename	Used since product	Used since product date
INST_PHYS_CHARACTERISTICS	GOM_INS_AXVIEC20091111_143220_20030716_120000_20500101_000000	1	05-APR-2006 00:00:21
LEVEL-2_PROC_CONFIG	GOM_PR2_AXVIEC20091111_152718_20020301_000000_20500101_000000	1	05-APR-2006 00:00:21
CROSS_SECTIONS_FILE	GOM_CRS_AXVIEC20091111_154832_20020301_000000_20500101_000000	1	05-APR-2006 00:00:21

# GOMOS Level 2 Daily Report

## SUMMARY

### [1. General Info](#)

### [2. Summary of processed GOM\\_NL\\_2P products](#)

### [3. Level 2 Quality information per product](#)

#### [3.1 Plot of level 2 quality information per product \(time dependant\)](#)

#### [3.2 Plot of level 2 quality information per product \(world map\)](#)

### [4. Level 1 Quality information per product \(stored on level 2 products\)](#)

#### [4.1 Plot of level 1 quality information per product \(time dependant\)](#)

##### [4.1.1 Plot of level 1 quality information per product \(time dependant\): ASCENDING](#)

##### [4.1.2 Plot of level 1 quality information per product \(time dependant\): DESCENDING](#)

#### [4.2 Plot of level 1 quality information per product \(world map\)](#)

##### [4.2.1 Plot of level 1 quality information per product \(world map\): ASCENDING](#)

##### [4.2.2 Plot of level 1 quality information per product \(world map\): DESCENDING](#)

### [5. Ozone profiles based on quality statistics and other trace gas profiles](#)

#### [5.1 Ozone statistics based on quality of products](#)

#### [5.2 Plot ozone profiles for all STD \(dark without errors\)](#)

#### [5.3 Plot ozone profiles where STD < 20% \(dark without errors\)](#)

#### [5.4. Plot ozone profiles where STD < 10% \(dark without errors\)](#)

#### [5.5. Plot ozone profiles where STD < 5% \(dark without errors\)](#)

#### [5.6 Plot NO2 profiles for all STD \(dark without errors\)](#)

#### [5.7 Plot NO3 profiles for all STD \(dark without errors\)](#)

#### [5.8 Plot H2O profiles \(only for occultations of stars 1,2,3,4,13,14,16,26,63 dark without errors\) for all STD](#)

### [6. Auxiliary Data Files used for the production reported in section 2](#)

This report presents the daily analysis on parameters extracted from GOMOS level 2 data (GOM\_NL\_\_2P). It is intended to monitor some important parameters that will impact the quality of these products. A list of level 2 products (and content) that have arrived during the reporting day to the PCF is also given.

Item	Value
Time of report generation	23APR2013 17:37:04
Data source version	GOMOS/6.01
Start time of products	05-04-2006 (05APR2006 00:00:00)
Stop time of products	06-04-2006 (06APR2006 00:00:00)
Store outputs in DB	Yes
Nb of level 2 prods	316
Nb of prods with errors	0

## 2. Summary of processed GOM\_NL\_\_2P products.

Nr	Filename	UTC Start time	Limb	Duration	Star Id	Star Name	Star Mag	Star Temp	Nb Meas	Orbit	Prod. error
1	GOM_NL__2PRFIN20060405_000021_000000462046_00317_21413_8842.N1	05-APR-2006 00:00:21	Straylight	45.500	4	Alp1Cen	-0.010000	5800.0	91	21413	No
2	GOM_NL__2PRFIN20060405_000314_000000442046_00317_21413_8843.N1	05-APR-2006 00:03:14	Straylight	44.000	78	Alp Lup	2.3040	28000.	88	21413	No
3	GOM_NL__2PRFIN20060405_000451_000000492046_00317_21413_8844.N1	05-APR-2006 00:04:51	Straylight	48.500	81	Eta Cen	2.3560	28000.	97	21413	No
4	GOM_NL__2PRFIN20060405_000729_000000542046_00317_21413_8845.N1	05-APR-2006 00:07:29	Straylight	53.500	54	5The Cen	2.0550	4500.0	107	21413	No
5	GOM_NL__2PRFIN20060405_001313_000000452046_00317_21413_8846.N1	05-APR-2006 00:13:13	Twi_and_stray	44.500	106	9Bet Crv	2.6480	5600.0	89	21413	No
6	GOM_NL__2PRFIN20060405_001508_000000402046_00317_21413_8847.N1	05-APR-2006 00:15:08	Twi_and_stray	39.500	100	4Gam Crv	2.5800	13100.	79	21413	No
7	GOM_NL__2PRFIN20060405_002000_000000412046_00317_21413_8848.N1	05-APR-2006 00:20:00	Bright	40.500	121	29Gam Vir	2.7400	7200.0	81	21413	No
8	GOM_NL__2PRFIN20060405_002438_000000372046_00317_21413_8849.N1	05-APR-2006 00:24:38	Bright	37.000	62	94Bet Leo	2.1360	9700.0	74	21413	No
9	GOM_NL__2PRFIN20060405_002620_000000352046_00317_21413_8850.N1	05-APR-2006 00:26:20	Bright	35.000	96	68Del Leo	2.5600	9300.0	70	21413	No
10	GOM_NL__2PRFIN20060405_003306_000000362046_00317_21413_8851.N1	05-APR-2006 00:33:06	Bright	36.000	174	52Psi UMa	3.0040	4400.0	72	21413	No
11	GOM_NL__2PRFIN20060405_003559_000000352046_00317_21413_8852.N1	05-APR-2006 00:35:59	Bright	35.000	87	64Gam UMa	2.4330	11000.	70	21413	No
12	GOM_NL__2PRFIN20060405_003757_000000362046_00317_21413_8853.N1	05-APR-2006 00:37:57	Bright	36.000	36	50Alp UMa	1.8000	6300.0	72	21413	No
13	GOM_NL__2PRFIN20060405_004402_000000382046_00317_21413_8854.N1	05-APR-2006 00:44:02	Bright	38.000	60	7Bet UMi	2.0810	3950.0	76	21413	No
14	GOM_NL__2PRFIN20060405_004602_000000352046_00317_21413_8855.N1	05-APR-2006 00:46:02	Bright	34.500	49	1Alp UMi	1.9900	6300.0	69	21413	No
15	GOM_NL__2PRFIN20060405_005340_000000372046_00317_21413_8856.N1	05-APR-2006 00:53:40	Bright	37.000	89	5Alp Cep	2.4510	8000.0	74	21413	No
16	GOM_NL__2PRFIN20060405_005853_000000432046_00317_21413_8857.N1	05-APR-2006 00:58:53	Bright	43.000	19	50Alp Cyg	1.2460	10500.	86	21413	No
17	GOM_NL__2PRFIN20060405_010925_000000472046_00317_21413_8858.N1	05-APR-2006 01:09:25	Twi_and_stray	46.500	61	8Eps Peg	2.1000	3900.0	93	21413	No
18	GOM_NL__2PRFIN20060405_011154_000000432046_00317_21413_8859.N1	05-APR-2006 01:11:54	Twilight	42.500	162	34Alp Aqr	2.9440	5350.0	85	21413	No
19	GOM_NL__2PRFIN20060405_011406_000000422046_00317_21413_8860.N1	05-APR-2006 01:14:06	Dark	41.500	154	22Bet Aqr	2.8990	5700.0	83	21413	No
20	GOM_NL__2PRFIN20060405_011638_000000412046_00317_21413_8861.N1	05-APR-2006 01:16:38	Dark	41.000	142	49Del Cap	2.8500	8900.0	82	21413	No
21	GOM_NL__2PRFIN20060405_013533_000000442046_00318_21414_8840.N1	05-APR-2006 01:35:33	Dark	43.500	141	Bet Ara	2.8400	4600.0	87	21414	No
22	GOM_NL__2PRFIN20060405_013822_000000382046_00318_21414_8841.N1	05-APR-2006 01:38:22	Dark	38.000	134	Bet TrA	2.8100	6600.0	76	21414	No
23	GOM_NL__2PRFIN20060405_014058_000000452046_00318_21414_8842.N1	05-APR-2006 01:40:58	Straylight	44.500	4	Alp1Cen	-0.010000	5800.0	89	21414	No
24	GOM_NL__2PRFIN20060405_014351_000000442046_00318_21414_8843.N1	05-APR-2006 01:43:51	Straylight	43.500	78	Alp Lup	2.3040	28000.	87	21414	No
25	GOM_NL__2PRFIN20060405_014527_000000502046_00318_21414_8844.N1	05-APR-2006 01:45:27	Straylight	49.500	81	Eta Cen	2.3560	28000.	99	21414	No
26	GOM_NL__2PRFIN20060405_014805_000000522046_00318_21414_8845.N1	05-APR-2006 01:48:05	Straylight	52.000	54	5The Cen	2.0550	4500.0	104	21414	No
27	GOM_NL__2PRFIN20060405_015349_000000442046_00318_21414_8846.N1	05-APR-2006 01:53:49	Twi_and_stray	43.500	106	9Bet Crv	2.6480	5600.0	87	21414	No
28	GOM_NL__2PRFIN20060405_015544_000000432046_00318_21414_8847.N1	05-APR-2006 01:55:44	Twi_and_stray	43.000	100	4Gam Crv	2.5800	13100.	86	21414	No
29	GOM_NL__2PRFIN20060405_020036_000000402046_00318_21414_8848.N1	05-APR-2006 02:00:36	Bright	40.000	121	29Gam Vir	2.7400	7200.0	80	21414	No
30	GOM_NL__2PRFIN20060405_020514_000000372046_00318_21414_8849.N1	05-APR-2006 02:05:14	Bright	37.000	62	94Bet Leo	2.1360	9700.0	74	21414	No
31	GOM_NL__2PRFIN20060405_020656_000000362046_00318_21414_8850.N1	05-APR-2006 02:06:56	Bright	35.500	96	68Del Leo	2.5600	9300.0	71	21414	No
32	GOM_NL__2PRFIN20060405_021342_000000372046_00318_21414_8851.N1	05-APR-2006 02:13:42	Bright	36.500	174	52Psi UMa	3.0040	4400.0	73	21414	No
33	GOM_NL__2PRFIN20060405_021634_000000362046_00318_21414_8852.N1	05-APR-2006 02:16:34	Bright	35.500	87	64Gam UMa	2.4330	11000.	71	21414	No
34	GOM_NL__2PRFIN20060405_021833_000000342046_00318_21414_8853.N1	05-APR-2006 02:18:33	Bright	34.000	36	50Alp UMa	1.8000	6300.0	68	21414	No
35	GOM_NL__2PRFIN20060405_022437_000000402046_00318_21414_8854.N1	05-APR-2006 02:24:37	Bright	39.500	60	7Bet UMi	2.0810	3950.0	79	21414	No
36	GOM_NL__2PRFIN20060405_022638_000000332046_00318_21414_8855.N1	05-APR-2006 02:26:38	Bright	32.500	49	1Alp UMi	1.9900	6300.0	65	21414	No
37	GOM_NL__2PRFIN20060405_023416_000000392046_00318_21414_8856.N1	05-APR-2006 02:34:16	Bright	38.500	89	5Alp Cep	2.4510	8000.0	77	21414	No
38	GOM_NL__2PRFIN20060405_023929_000000432046_00318_21414_8857.N1	05-APR-2006 02:39:29	Bright	42.500	19	50Alp Cyg	1.2460	10500.	85	21414	No
39	GOM_NL__2PRFIN20060405_025001_000000462046_00318_21414_8858.N1	05-APR-2006 02:50:01	Twi_and_stray	45.500	61	8Eps Peg	2.1000	3900.0	91	21414	No
40	GOM_NL__2PRFIN20060405_025230_000000422046_00318_21414_8859.N1	05-APR-2006 02:52:30	Twilight	41.500	162	34Alp Aqr	2.9440	5350.0	83	21414	No
41	GOM_NL__2PRFIN20060405_025442_000000462046_00318_21414_8860.N1	05-APR-2006 02:54:42	Dark	45.500	154	22Bet Aqr	2.8990	5700.0	91	21414	No
42	GOM_NL__2PRFIN20060405_025714_000000392046_00318_21414_8861.N1	05-APR-2006 02:57:14	Dark	39.000	142	49Del Cap	2.8500	8900.0	78	21414	No

43	GOM_NL__2PRFIN20060405_031609_000000442046_00319_21415_8840.N1	05-APR-2006 03:16:09	Dark	43.500	141	Bet Ara	2.8400	4600.0	87	21415	No
44	GOM_NL__2PRFIN20060405_031859_000000392046_00319_21415_8841.N1	05-APR-2006 03:18:59	Dark	38.500	134	Bet TrA	2.8100	6600.0	77	21415	No
45	GOM_NL__2PRFIN20060405_032134_000000472046_00319_21415_8842.N1	05-APR-2006 03:21:34	Straylight	46.500	4	Alp1Cen	-0.010000	5800.0	93	21415	No
46	GOM_NL__2PRFIN20060405_032427_000000442046_00319_21415_8843.N1	05-APR-2006 03:24:27	Straylight	43.500	78	Alp Lup	2.3040	28000.	87	21415	No
47	GOM_NL__2PRFIN20060405_032604_000000482046_00319_21415_8844.N1	05-APR-2006 03:26:04	Straylight	48.000	81	Eta Cen	2.3560	28000.	96	21415	No
48	GOM_NL__2PRFIN20060405_032842_000000512046_00319_21415_8845.N1	05-APR-2006 03:28:42	Straylight	51.000	54	5The Cen	2.0550	4500.0	102	21415	No
49	GOM_NL__2PRFIN20060405_033425_000000432046_00319_21415_8846.N1	05-APR-2006 03:34:25	Tw_i_and_stray	42.500	106	9Bet Crv	2.6480	5600.0	85	21415	No
50	GOM_NL__2PRFIN20060405_033620_000000412046_00319_21415_8847.N1	05-APR-2006 03:36:20	Tw_i_and_stray	40.500	100	4Gam Crv	2.5800	13100.	81	21415	No
51	GOM_NL__2PRFIN20060405_034112_000000412046_00319_21415_8848.N1	05-APR-2006 03:41:12	Bright	40.500	121	29Gam Vir	2.7400	7200.0	81	21415	No
52	GOM_NL__2PRFIN20060405_034550_000000372046_00319_21415_8849.N1	05-APR-2006 03:45:50	Bright	37.000	62	94Bet Leo	2.1360	9700.0	74	21415	No
53	GOM_NL__2PRFIN20060405_034732_000000352046_00319_21415_8850.N1	05-APR-2006 03:47:32	Bright	35.000	96	68Del Leo	2.5600	9300.0	70	21415	No
54	GOM_NL__2PRFIN20060405_035418_000000352046_00319_21415_8851.N1	05-APR-2006 03:54:18	Bright	35.000	174	52Psi UMa	3.0040	4400.0	70	21415	No
55	GOM_NL__2PRFIN20060405_035710_000000362046_00319_21415_8852.N1	05-APR-2006 03:57:10	Bright	36.000	87	64Gam UMa	2.4330	11000.	72	21415	No
56	GOM_NL__2PRFIN20060405_035909_000000362046_00319_21415_8853.N1	05-APR-2006 03:59:09	Bright	35.500	36	50Alp UMa	1.8000	6300.0	71	21415	No
57	GOM_NL__2PRFIN20060405_040513_000000402046_00319_21415_8854.N1	05-APR-2006 04:05:13	Bright	39.500	60	7Bet UMi	2.0810	3950.0	79	21415	No
58	GOM_NL__2PRFIN20060405_040714_000000362046_00319_21415_8855.N1	05-APR-2006 04:07:14	Bright	35.500	49	1Alp UMi	1.9900	6300.0	71	21415	No
59	GOM_NL__2PRFIN20060405_041452_000000392046_00319_21415_8856.N1	05-APR-2006 04:14:52	Bright	38.500	89	5Alp Cep	2.4510	8000.0	77	21415	No
60	GOM_NL__2PRFIN20060405_042005_000000442046_00319_21415_8857.N1	05-APR-2006 04:20:05	Bright	44.000	19	50Alp Cyg	1.2460	10500.	88	21415	No
61	GOM_NL__2PRFIN20060405_043037_000000432046_00319_21415_8858.N1	05-APR-2006 04:30:37	Tw_i_and_stray	43.000	61	8Eps Peg	2.1000	3900.0	86	21415	No
62	GOM_NL__2PRFIN20060405_043306_000000442046_00319_21415_8859.N1	05-APR-2006 04:33:06	Twilight	43.500	162	34Alp Aqr	2.9440	5350.0	87	21415	No
63	GOM_NL__2PRFIN20060405_043519_000000442046_00319_21415_8860.N1	05-APR-2006 04:35:19	Dark	44.000	154	22Bet Aqr	2.8990	5700.0	88	21415	No
64	GOM_NL__2PRFIN20060405_043750_000000422046_00319_21415_8861.N1	05-APR-2006 04:37:50	Dark	42.000	142	49Del Cap	2.8500	8900.0	84	21415	No
65	GOM_NL__2PRFIN20060405_045646_000000472046_00320_21416_8840.N1	05-APR-2006 04:56:46	Dark	46.500	141	Bet Ara	2.8400	4600.0	93	21416	No
66	GOM_NL__2PRFIN20060405_045935_000000402046_00320_21416_8841.N1	05-APR-2006 04:59:35	Dark	39.500	134	Bet TrA	2.8100	6600.0	79	21416	No
67	GOM_NL__2PRFIN20060405_050211_000000462046_00320_21416_8842.N1	05-APR-2006 05:02:11	Straylight	46.000	4	Alp1Cen	-0.010000	5800.0	92	21416	No
68	GOM_NL__2PRFIN20060405_050504_000000442046_00320_21416_8843.N1	05-APR-2006 05:05:04	Straylight	43.500	78	Alp Lup	2.3040	28000.	87	21416	No
69	GOM_NL__2PRFIN20060405_050640_000000462046_00320_21416_8844.N1	05-APR-2006 05:06:40	Straylight	45.500	81	Eta Cen	2.3560	28000.	91	21416	No
70	GOM_NL__2PRFIN20060405_050918_000000492046_00320_21416_8845.N1	05-APR-2006 05:09:18	Straylight	48.500	54	5The Cen	2.0550	4500.0	97	21416	No
71	GOM_NL__2PRFIN20060405_051501_000000462046_00320_21416_8846.N1	05-APR-2006 05:15:01	Tw_i_and_stray	46.000	106	9Bet Crv	2.6480	5600.0	92	21416	No
72	GOM_NL__2PRFIN20060405_051656_000000432046_00320_21416_8847.N1	05-APR-2006 05:16:56	Tw_i_and_stray	43.000	100	4Gam Crv	2.5800	13100.	86	21416	No
73	GOM_NL__2PRFIN20060405_052147_000000412046_00320_21416_8848.N1	05-APR-2006 05:21:47	Bright	40.500	121	29Gam Vir	2.7400	7200.0	81	21416	No
74	GOM_NL__2PRFIN20060405_052626_000000382046_00320_21416_8849.N1	05-APR-2006 05:26:26	Bright	37.500	62	94Bet Leo	2.1360	9700.0	75	21416	No
75	GOM_NL__2PRFIN20060405_052808_000000352046_00320_21416_8850.N1	05-APR-2006 05:28:08	Bright	35.000	96	68Del Leo	2.5600	9300.0	70	21416	No
76	GOM_NL__2PRFIN20060405_053454_000000352046_00320_21416_8851.N1	05-APR-2006 05:34:54	Bright	34.500	174	52Psi UMa	3.0040	4400.0	69	21416	No
77	GOM_NL__2PRFIN20060405_053746_000000372046_00320_21416_8852.N1	05-APR-2006 05:37:46	Bright	37.000	87	64Gam UMa	2.4330	11000.	74	21416	No
78	GOM_NL__2PRFIN20060405_053945_000000372046_00320_21416_8853.N1	05-APR-2006 05:39:45	Bright	37.000	36	50Alp UMa	1.8000	6300.0	74	21416	No
79	GOM_NL__2PRFIN20060405_054549_000000412046_00320_21416_8854.N1	05-APR-2006 05:45:49	Bright	40.500	60	7Bet UMi	2.0810	3950.0	81	21416	No
80	GOM_NL__2PRFIN20060405_054750_000000342046_00320_21416_8855.N1	05-APR-2006 05:47:50	Bright	34.000	49	1Alp UMi	1.9900	6300.0	68	21416	No
81	GOM_NL__2PRFIN20060405_055528_000000382046_00320_21416_8856.N1	05-APR-2006 05:55:28	Bright	37.500	89	5Alp Cep	2.4510	8000.0	75	21416	No
82	GOM_NL__2PRFIN20060405_060041_000000442046_00320_21416_8857.N1	05-APR-2006 06:00:41	Bright	43.500	19	50Alp Cyg	1.2460	10500.	87	21416	No
83	GOM_NL__2PRFIN20060405_061114_000000462046_00320_21416_8858.N1	05-APR-2006 06:11:14	Tw_i_and_stray	46.000	61	8Eps Peg	2.1000	3900.0	92	21416	No
84	GOM_NL__2PRFIN20060405_061343_000000432046_00320_21416_8859.N1	05-APR-2006 06:13:43	Twilight	42.500	162	34Alp Aqr	2.9440	5350.0	85	21416	No
85	GOM_NL__2PRFIN20060405_061555_000000442046_00320_21416_8860.N1	05-APR-2006 06:15:55	Dark	43.500	154	22Bet Aqr	2.8990	5700.0	87	21416	No
86	GOM_NL__2PRFIN20060405_061827_000000432046_00320_21416_8861.N1	05-APR-2006 06:18:27	Dark	43.000	142	49Del Cap	2.8500	8900.0	86	21416	No
87	GOM_NL__2PRFIN20060405_063723_000000432046_00321_21417_8840.N1	05-APR-2006 06:37:23	Dark	43.000	141	Bet Ara	2.8400	4600.0	86	21417	No
88	GOM_NL__2PRFIN20060405_064012_000000392046_00321_21417_8841.N1	05-APR-2006 06:40:12	Dark	39.000	134	Bet TrA	2.8100	6600.0	78	21417	No
89	GOM_NL__2PRFIN20060405_064247_000000452046_00321_21417_8842.N1	05-APR-2006 06:42:47	Straylight	44.500	4	Alp1Cen	-0.010000	5800.0	89	21417	No
90	GOM_NL__2PRFIN20060405_064541_000000482046_00321_21417_8843.N1	05-APR-2006 06:45:41	Straylight	47.500	78	Alp Lup	2.3040	28000.	95	21417	No
91	GOM_NL__2PRFIN20060405_064717_000000472046_00321_21417_8844.N1	05-APR-2006 06:47:17	Straylight	46.500	81	Eta Cen	2.3560	28000.	93	21417	No
92	GOM_NL__2PRFIN20060405_064955_000000512046_00321_21417_8845.N1	05-APR-2006 06:49:55	Straylight	50.500	54	5The Cen	2.0550	4500.0	101	21417	No
93	GOM_NL__2PRFIN20060405_065537_000000432046_00321_21417_8846.N1	05-APR-2006 06:55:37	Tw_i_and_stray	42.500	106	9Bet Crv	2.6480	5600.0	85	21417	No
94	GOM_NL__2PRFIN20060405_065732_000000422046_00321_21417_8847.N1	05-APR-2006 06:57:32	Tw_i_and_stray	41.500	100	4Gam Crv	2.5800	13100.	83	21417	No
95	GOM_NL__2PRFIN20060405_070223_000000412046_00321_21417_8848.N1	05-APR-2006 07:02:23	Bright	41.000	121	29Gam Vir	2.7400	7200.0	82	21417	No
96	GOM_NL__2PRFIN20060405_070702_000000372046_00321_21417_8849.N1	05-APR-2006 07:07:02	Bright	37.000	62	94Bet Leo	2.1360	9700.0	74	21417	No
97	GOM_NL__2PRFIN20060405_070844_000000362046_00321_21417_8850.N1	05-APR-2006 07:08:44	Bright	35.500	96	68Del Leo	2.5600	9300.0	71	21417	No
98	GOM_NL__2PRFIN20060405_071530_000000352046_00321_21417_8851.N1	05-APR-2006 07:15:30	Bright	35.000	174	52Psi UMa	3.0040	4400.0	70	21417	No
99	GOM_NL__2PRFIN20060405_071822_000000362046_00321_21417_8852.N1	05-APR-2006 07:18:22	Bright	35.500	87	64Gam UMa	2.4330	11000.	71	21417	No
100	GOM_NL__2PRFIN20060405_072021_000000352046_00321_21417_8853.N1	05-APR-2006 07:20:21	Bright	34.500	36	50Alp UMa	1.8000	6300.0	69	21417	No
101	GOM_NL__2PRFIN20060405_072624_000000402046_00321_21417_8854.N1	05-APR-2006 07:26:24	Bright	39.500	60	7Bet UMi	2.0810	3950.0	79	21417	No

102	GOM_NL__2PRFIN20060405_072826_000000322046_00321_21417_8855.N1	05-APR-2006 07:28:26	Bright	31.500	49	1Alp UMi	1.9900	6300.0	63	21417	No
103	GOM_NL__2PRFIN20060405_073603_000000382046_00321_21417_8856.N1	05-APR-2006 07:36:03	Bright	38.000	89	5Alp Cep	2.4510	8000.0	76	21417	No
104	GOM_NL__2PRFIN20060405_074117_000000432046_00321_21417_8857.N1	05-APR-2006 07:41:17	Bright	43.000	19	50Alp Cyg	1.2460	10500.	86	21417	No
105	GOM_NL__2PRFIN20060405_075150_000000472046_00321_21417_8858.N1	05-APR-2006 07:51:50	Twi_and_stray	46.500	61	8Eps Peg	2.1000	3900.0	93	21417	No
106	GOM_NL__2PRFIN20060405_075419_000000422046_00321_21417_8859.N1	05-APR-2006 07:54:19	Twilight	41.500	162	34Alp Aqr	2.9440	5350.0	83	21417	No
107	GOM_NL__2PRFIN20060405_075631_000000462046_00321_21417_8860.N1	05-APR-2006 07:56:31	Dark	45.500	154	22Bet Aqr	2.8990	5700.0	91	21417	No
108	GOM_NL__2PRFIN20060405_075903_000000422046_00321_21417_8861.N1	05-APR-2006 07:59:03	Dark	42.000	142	49Del Cap	2.8500	8900.0	84	21417	No
109	GOM_NL__2PRFIN20060405_081800_000000432046_00322_21418_8840.N1	05-APR-2006 08:18:00	Dark	42.500	141	Bet Ara	2.8400	4600.0	85	21418	No
110	GOM_NL__2PRFIN20060405_082048_000000382046_00322_21418_8841.N1	05-APR-2006 08:20:48	Dark	38.000	134	Bet TrA	2.8100	6600.0	76	21418	No
111	GOM_NL__2PRFIN20060405_082323_000000532046_00322_21418_8842.N1	05-APR-2006 08:23:23	Straylight	52.500	4	Alp1Cen	-0.010000	5800.0	105	21418	No
112	GOM_NL__2PRFIN20060405_082617_000000462046_00322_21418_8843.N1	05-APR-2006 08:26:17	Straylight	45.500	78	Alp Lup	2.3040	28000.	91	21418	No
113	GOM_NL__2PRFIN20060405_082754_000000482046_00322_21418_8844.N1	05-APR-2006 08:27:54	Straylight	47.500	81	Eta Cen	2.3560	28000.	95	21418	No
114	GOM_NL__2PRFIN20060405_083031_000000542046_00322_21418_8845.N1	05-APR-2006 08:30:31	Straylight	54.000	54	5The Cen	2.0550	4500.0	108	21418	No
115	GOM_NL__2PRFIN20060405_083613_000000432046_00322_21418_8846.N1	05-APR-2006 08:36:13	Twi_and_stray	42.500	106	9Bet Crv	2.6480	5600.0	85	21418	No
116	GOM_NL__2PRFIN20060405_083808_000000412046_00322_21418_8847.N1	05-APR-2006 08:38:08	Twi_and_stray	40.500	100	4Gam Crv	2.5800	13100.	81	21418	No
117	GOM_NL__2PRFIN20060405_084259_000000412046_00322_21418_8848.N1	05-APR-2006 08:42:59	Bright	41.000	121	29Gam Vir	2.7400	7200.0	82	21418	No
118	GOM_NL__2PRFIN20060405_084738_000000382046_00322_21418_8849.N1	05-APR-2006 08:47:38	Bright	37.500	62	94Bet Leo	2.1360	9700.0	75	21418	No
119	GOM_NL__2PRFIN20060405_084920_000000362046_00322_21418_8850.N1	05-APR-2006 08:49:20	Bright	36.000	96	68Del Leo	2.5600	9300.0	72	21418	No
120	GOM_NL__2PRFIN20060405_085606_000000362046_00322_21418_8851.N1	05-APR-2006 08:56:06	Bright	35.500	174	52Psi UMa	3.0040	4400.0	71	21418	No
121	GOM_NL__2PRFIN20060405_085858_000000372046_00322_21418_8852.N1	05-APR-2006 08:58:58	Bright	37.000	87	64Gam UMa	2.4330	11000.	74	21418	No
122	GOM_NL__2PRFIN20060405_090057_000000372046_00322_21418_8853.N1	05-APR-2006 09:00:57	Bright	36.500	36	50Alp UMa	1.8000	6300.0	73	21418	No
123	GOM_NL__2PRFIN20060405_090700_000000412046_00322_21418_8854.N1	05-APR-2006 09:07:00	Bright	40.500	60	7Bet UMi	2.0810	3950.0	81	21418	No
124	GOM_NL__2PRFIN20060405_090902_000000352046_00322_21418_8855.N1	05-APR-2006 09:09:02	Bright	35.000	49	1Alp UMi	1.9900	6300.0	70	21418	No
125	GOM_NL__2PRFIN20060405_091639_000000382046_00322_21418_8856.N1	05-APR-2006 09:16:39	Bright	37.500	89	5Alp Cep	2.4510	8000.0	75	21418	No
126	GOM_NL__2PRFIN20060405_092153_000000442046_00322_21418_8857.N1	05-APR-2006 09:21:53	Bright	43.500	19	50Alp Cyg	1.2460	10500.	87	21418	No
127	GOM_NL__2PRFIN20060405_093226_000000462046_00322_21418_8858.N1	05-APR-2006 09:32:26	Twi_and_stray	46.000	61	8Eps Peg	2.1000	3900.0	92	21418	No
128	GOM_NL__2PRFIN20060405_093455_000000402046_00322_21418_8859.N1	05-APR-2006 09:34:55	Twilight	40.000	162	34Alp Aqr	2.9440	5350.0	80	21418	No
129	GOM_NL__2PRFIN20060405_093708_000000472046_00322_21418_8860.N1	05-APR-2006 09:37:08	Dark	46.500	154	22Bet Aqr	2.8990	5700.0	93	21418	No
130	GOM_NL__2PRFIN20060405_093939_000000402046_00322_21418_8861.N1	05-APR-2006 09:39:39	Dark	40.000	142	49Del Cap	2.8500	8900.0	80	21418	No
131	GOM_NL__2PRFIN20060405_095836_000000432046_00323_21419_8860.N1	05-APR-2006 09:58:36	Dark	42.500	141	Bet Ara	2.8400	4600.0	85	21419	No
132	GOM_NL__2PRFIN20060405_100125_000000392046_00323_21419_8861.N1	05-APR-2006 10:01:25	Dark	38.500	134	Bet TrA	2.8100	6600.0	77	21419	No
133	GOM_NL__2PRFIN20060405_100400_000000492046_00323_21419_8862.N1	05-APR-2006 10:04:00	Straylight	49.000	4	Alp1Cen	-0.010000	5800.0	98	21419	No
134	GOM_NL__2PRFIN20060405_100654_000000442046_00323_21419_8863.N1	05-APR-2006 10:06:54	Straylight	44.000	78	Alp Lup	2.3040	28000.	88	21419	No
135	GOM_NL__2PRFIN20060405_100830_000000462046_00323_21419_8864.N1	05-APR-2006 10:08:30	Straylight	46.000	81	Eta Cen	2.3560	28000.	92	21419	No
136	GOM_NL__2PRFIN20060405_101107_000000482046_00323_21419_8865.N1	05-APR-2006 10:11:07	Straylight	48.000	54	5The Cen	2.0550	4500.0	96	21419	No
137	GOM_NL__2PRFIN20060405_101650_000000452046_00323_21419_8866.N1	05-APR-2006 10:16:50	Twi_and_stray	44.500	106	9Bet Crv	2.6480	5600.0	89	21419	No
138	GOM_NL__2PRFIN20060405_101844_000000402046_00323_21419_8867.N1	05-APR-2006 10:18:44	Twi_and_stray	40.000	100	4Gam Crv	2.5800	13100.	80	21419	No
139	GOM_NL__2PRFIN20060405_102335_000000422046_00323_21419_8868.N1	05-APR-2006 10:23:35	Bright	41.500	121	29Gam Vir	2.7400	7200.0	83	21419	No
140	GOM_NL__2PRFIN20060405_102814_000000382046_00323_21419_8869.N1	05-APR-2006 10:28:14	Bright	37.500	62	94Bet Leo	2.1360	9700.0	75	21419	No
141	GOM_NL__2PRFIN20060405_102956_000000372046_00323_21419_8870.N1	05-APR-2006 10:29:56	Bright	37.000	96	68Del Leo	2.5600	9300.0	74	21419	No
142	GOM_NL__2PRFIN20060405_103641_000000352046_00323_21419_8871.N1	05-APR-2006 10:36:41	Bright	35.000	174	52Psi UMa	3.0040	4400.0	70	21419	No
143	GOM_NL__2PRFIN20060405_103933_000000372046_00323_21419_8872.N1	05-APR-2006 10:39:33	Bright	37.000	87	64Gam UMa	2.4330	11000.	74	21419	No
144	GOM_NL__2PRFIN20060405_104133_000000372046_00323_21419_8873.N1	05-APR-2006 10:41:33	Bright	36.500	36	50Alp UMa	1.8000	6300.0	73	21419	No
145	GOM_NL__2PRFIN20060405_104736_000000392046_00323_21419_8874.N1	05-APR-2006 10:47:36	Bright	38.500	60	7Bet UMi	2.0810	3950.0	77	21419	No
146	GOM_NL__2PRFIN20060405_104938_000000342046_00323_21419_8875.N1	05-APR-2006 10:49:38	Bright	34.000	49	1Alp UMi	1.9900	6300.0	68	21419	No
147	GOM_NL__2PRFIN20060405_105715_000000372046_00323_21419_8876.N1	05-APR-2006 10:57:15	Bright	36.500	89	5Alp Cep	2.4510	8000.0	73	21419	No
148	GOM_NL__2PRFIN20060405_110228_000000412046_00323_21419_8877.N1	05-APR-2006 11:02:28	Bright	40.500	19	50Alp Cyg	1.2460	10500.	81	21419	No
149	GOM_NL__2PRFIN20060405_111302_000000472046_00323_21419_8878.N1	05-APR-2006 11:13:02	Twi_and_stray	47.000	61	8Eps Peg	2.1000	3900.0	94	21419	No
150	GOM_NL__2PRFIN20060405_111531_000000422046_00323_21419_8879.N1	05-APR-2006 11:15:31	Twilight	41.500	162	34Alp Aqr	2.9440	5350.0	83	21419	No
151	GOM_NL__2PRFIN20060405_111744_000000412046_00323_21419_8880.N1	05-APR-2006 11:17:44	Dark	40.500	154	22Bet Aqr	2.8990	5700.0	81	21419	No
152	GOM_NL__2PRFIN20060405_112016_000000402046_00323_21419_8881.N1	05-APR-2006 11:20:16	Dark	39.500	142	49Del Cap	2.8500	8900.0	79	21419	No
153	GOM_NL__2PRFIN20060405_113913_000000432046_00324_21420_8860.N1	05-APR-2006 11:39:13	Dark	43.000	141	Bet Ara	2.8400	4600.0	86	21420	No
154	GOM_NL__2PRFIN20060405_114201_000000392046_00324_21420_8861.N1	05-APR-2006 11:42:01	Dark	38.500	134	Bet TrA	2.8100	6600.0	77	21420	No
155	GOM_NL__2PRFIN20060405_114436_000000502046_00324_21420_8862.N1	05-APR-2006 11:44:36	Straylight	49.500	4	Alp1Cen	-0.010000	5800.0	99	21420	No
156	GOM_NL__2PRFIN20060405_114730_000000432046_00324_21420_8863.N1	05-APR-2006 11:47:30	Straylight	42.500	78	Alp Lup	2.3040	28000.	85	21420	No
157	GOM_NL__2PRFIN20060405_114907_000000452046_00324_21420_8864.N1	05-APR-2006 11:49:07	Straylight	45.000	81	Eta Cen	2.3560	28000.	90	21420	No
158	GOM_NL__2PRFIN20060405_115144_000000522046_00324_21420_8865.N1	05-APR-2006 11:51:44	Straylight	51.500	54	5The Cen	2.0550	4500.0	103	21420	No
159	GOM_NL__2PRFIN20060405_115726_000000462046_00324_21420_8866.N1	05-APR-2006 11:57:26	Twi_and_stray	45.500	106	9Bet Crv	2.6480	5600.0	91	21420	No
160	GOM_NL__2PRFIN20060405_115920_000000422046_00324_21420_8867.N1	05-APR-2006 11:59:20	Twi_and_stray	42.000	100	4Gam Crv	2.5800	13100.	84	21420	No

161	GOM_NL__2PRFIN20060405_120411_000000422046_00324_21420_8868.N1	05-APR-2006 12:04:11	Bright	41.500	121	29Gam Vir	2.7400	7200.0	83	21420	No
162	GOM_NL__2PRFIN20060405_120849_000000372046_00324_21420_8869.N1	05-APR-2006 12:08:49	Bright	36.500	62	94Bet Leo	2.1360	9700.0	73	21420	No
163	GOM_NL__2PRFIN20060405_121032_000000352046_00324_21420_8870.N1	05-APR-2006 12:10:32	Bright	35.000	96	68Del Leo	2.5600	9300.0	70	21420	No
164	GOM_NL__2PRFIN20060405_121717_000000352046_00324_21420_8871.N1	05-APR-2006 12:17:17	Bright	34.500	174	52Psi UMa	3.0040	4400.0	69	21420	No
165	GOM_NL__2PRFIN20060405_122009_000000382046_00324_21420_8872.N1	05-APR-2006 12:20:09	Bright	37.500	87	64Gam UMa	2.4330	11000.	75	21420	No
166	GOM_NL__2PRFIN20060405_122209_000000372046_00324_21420_8873.N1	05-APR-2006 12:22:09	Bright	37.000	36	50Alp UMa	1.8000	6300.0	74	21420	No
167	GOM_NL__2PRFIN20060405_122811_000000412046_00324_21420_8874.N1	05-APR-2006 12:28:11	Bright	40.500	60	7Bet UMi	2.0810	3950.0	81	21420	No
168	GOM_NL__2PRFIN20060405_123751_000000462046_00324_21420_8875.N1	05-APR-2006 12:37:51	Bright	46.000	89	5Alp Cep	2.4510	8000.0	92	21420	No
169	GOM_NL__2PRFIN20060405_124304_000000432046_00324_21420_8876.N1	05-APR-2006 12:43:04	Bright	42.500	19	50Alp Cyg	1.2460	10500.	85	21420	No
170	GOM_NL__2PRFIN20060405_125339_000000452046_00324_21420_8877.N1	05-APR-2006 12:53:39	Twi_and_stray	45.000	61	8Eps Peg	2.1000	3900.0	90	21420	No
171	GOM_NL__2PRFIN20060405_125608_000000422046_00324_21420_8878.N1	05-APR-2006 12:56:08	Twilight	42.000	162	34Alp Aqr	2.9440	5350.0	84	21420	No
172	GOM_NL__2PRFIN20060405_125821_000000452046_00324_21420_8879.N1	05-APR-2006 12:58:21	Dark	44.500	154	22Bet Aqr	2.8990	5700.0	89	21420	No
173	GOM_NL__2PRFIN20060405_130052_000000412046_00324_21420_8880.N1	05-APR-2006 13:00:52	Dark	41.000	142	49Del Cap	2.8500	8900.0	82	21420	No
174	GOM_NL__2PRFIN20060405_131950_000000432046_00325_21421_8860.N1	05-APR-2006 13:19:50	Dark	43.000	141	Bet Ara	2.8400	4600.0	86	21421	No
175	GOM_NL__2PRFIN20060405_132238_000000382046_00325_21421_8861.N1	05-APR-2006 13:22:38	Dark	38.000	134	Bet TrA	2.8100	6600.0	76	21421	No
176	GOM_NL__2PRFIN20060405_132512_000000552046_00325_21421_8862.N1	05-APR-2006 13:25:12	Straylight	54.500	4	Alp1Cen	-0.010000	5800.0	109	21421	No
177	GOM_NL__2PRFIN20060405_132806_000000432046_00325_21421_8863.N1	05-APR-2006 13:28:06	Straylight	42.500	78	Alp Lup	2.3040	28000.	85	21421	No
178	GOM_NL__2PRFIN20060405_132943_000000492046_00325_21421_8864.N1	05-APR-2006 13:29:43	Straylight	49.000	81	Eta Cen	2.3560	28000.	98	21421	No
179	GOM_NL__2PRFIN20060405_133220_000000542046_00325_21421_8865.N1	05-APR-2006 13:32:20	Straylight	54.000	54	5The Cen	2.0550	4500.0	108	21421	No
180	GOM_NL__2PRFIN20060405_133802_000000402046_00325_21421_8866.N1	05-APR-2006 13:38:02	Twi_and_stray	40.000	106	9Bet Crv	2.6480	5600.0	80	21421	No
181	GOM_NL__2PRFIN20060405_133956_000000422046_00325_21421_8867.N1	05-APR-2006 13:39:56	Twi_and_stray	41.500	100	4Gam Crv	2.5800	13100.	83	21421	No
182	GOM_NL__2PRFIN20060405_134447_000000422046_00325_21421_8868.N1	05-APR-2006 13:44:47	Bright	41.500	121	29Gam Vir	2.7400	7200.0	83	21421	No
183	GOM_NL__2PRFIN20060405_134925_000000372046_00325_21421_8869.N1	05-APR-2006 13:49:25	Bright	37.000	62	94Bet Leo	2.1360	9700.0	74	21421	No
184	GOM_NL__2PRFIN20060405_135108_000000352046_00325_21421_8870.N1	05-APR-2006 13:51:08	Bright	35.000	96	68Del Leo	2.5600	9300.0	70	21421	No
185	GOM_NL__2PRFIN20060405_135753_000000342046_00325_21421_8871.N1	05-APR-2006 13:57:53	Bright	33.500	174	52Psi UMa	3.0040	4400.0	67	21421	No
186	GOM_NL__2PRFIN20060405_140045_000000352046_00325_21421_8872.N1	05-APR-2006 14:00:45	Bright	34.500	87	64Gam UMa	2.4330	11000.	69	21421	No
187	GOM_NL__2PRFIN20060405_140245_000000372046_00325_21421_8873.N1	05-APR-2006 14:02:45	Bright	36.500	36	50Alp UMa	1.8000	6300.0	73	21421	No
188	GOM_NL__2PRFIN20060405_140847_000000362046_00325_21421_8874.N1	05-APR-2006 14:08:47	Bright	36.000	60	7Bet UMi	2.0810	3950.0	72	21421	No
189	GOM_NL__2PRFIN20060405_141050_000000332046_00325_21421_8875.N1	05-APR-2006 14:10:50	Bright	32.500	49	1Alp UMi	1.9900	6300.0	65	21421	No
190	GOM_NL__2PRFIN20060405_141827_000000382046_00325_21421_8876.N1	05-APR-2006 14:18:27	Bright	37.500	89	5Alp Cep	2.4510	8000.0	75	21421	No
191	GOM_NL__2PRFIN20060405_142340_000000422046_00325_21421_8877.N1	05-APR-2006 14:23:40	Bright	41.500	19	50Alp Cyg	1.2460	10500.	83	21421	No
192	GOM_NL__2PRFIN20060405_143415_000000482046_00325_21421_8878.N1	05-APR-2006 14:34:15	Twi_and_stray	48.000	61	8Eps Peg	2.1000	3900.0	96	21421	No
193	GOM_NL__2PRFIN20060405_143644_000000422046_00325_21421_8879.N1	05-APR-2006 14:36:44	Twilight	42.000	162	34Alp Aqr	2.9440	5350.0	84	21421	No
194	GOM_NL__2PRFIN20060405_143857_000000462046_00325_21421_8880.N1	05-APR-2006 14:38:57	Dark	45.500	154	22Bet Aqr	2.8990	5700.0	91	21421	No
195	GOM_NL__2PRFIN20060405_144128_000000392046_00325_21421_8881.N1	05-APR-2006 14:41:28	Dark	39.000	142	49Del Cap	2.8500	8900.0	78	21421	No
196	GOM_NL__2PRFIN20060405_150026_000000412046_00326_21422_8860.N1	05-APR-2006 15:00:26	Dark	40.500	141	Bet Ara	2.8400	4600.0	81	21422	No
197	GOM_NL__2PRFIN20060405_150314_000000372046_00326_21422_8861.N1	05-APR-2006 15:03:14	Dark	37.000	134	Bet TrA	2.8100	6600.0	74	21422	No
198	GOM_NL__2PRFIN20060405_150549_000000432046_00326_21422_8862.N1	05-APR-2006 15:05:49	Straylight	43.000	4	Alp1Cen	-0.010000	5800.0	86	21422	No
199	GOM_NL__2PRFIN20060405_150843_000000432046_00326_21422_8863.N1	05-APR-2006 15:08:43	Straylight	42.500	78	Alp Lup	2.3040	28000.	85	21422	No
200	GOM_NL__2PRFIN20060405_151019_000000452046_00326_21422_8864.N1	05-APR-2006 15:10:19	Straylight	44.500	81	Eta Cen	2.3560	28000.	89	21422	No
201	GOM_NL__2PRFIN20060405_151256_000000492046_00326_21422_8865.N1	05-APR-2006 15:12:56	Straylight	49.000	54	5The Cen	2.0550	4500.0	98	21422	No
202	GOM_NL__2PRFIN20060405_151838_000000462046_00326_21422_8866.N1	05-APR-2006 15:18:38	Twi_and_stray	45.500	106	9Bet Crv	2.6480	5600.0	91	21422	No
203	GOM_NL__2PRFIN20060405_152032_000000422046_00326_21422_8867.N1	05-APR-2006 15:20:32	Twi_and_stray	41.500	100	4Gam Crv	2.5800	13100.	83	21422	No
204	GOM_NL__2PRFIN20060405_152523_000000412046_00326_21422_8868.N1	05-APR-2006 15:25:23	Bright	41.000	121	29Gam Vir	2.7400	7200.0	82	21422	No
205	GOM_NL__2PRFIN20060405_153001_000000372046_00326_21422_8869.N1	05-APR-2006 15:30:01	Bright	37.000	62	94Bet Leo	2.1360	9700.0	74	21422	No
206	GOM_NL__2PRFIN20060405_153144_000000362046_00326_21422_8870.N1	05-APR-2006 15:31:44	Bright	35.500	96	68Del Leo	2.5600	9300.0	71	21422	No
207	GOM_NL__2PRFIN20060405_153829_000000352046_00326_21422_8871.N1	05-APR-2006 15:38:29	Bright	35.000	174	52Psi UMa	3.0040	4400.0	70	21422	No
208	GOM_NL__2PRFIN20060405_154121_000000372046_00326_21422_8872.N1	05-APR-2006 15:41:21	Bright	36.500	87	64Gam UMa	2.4330	11000.	73	21422	No
209	GOM_NL__2PRFIN20060405_154321_000000382046_00326_21422_8873.N1	05-APR-2006 15:43:21	Bright	38.000	36	50Alp UMa	1.8000	6300.0	76	21422	No
210	GOM_NL__2PRFIN20060405_154922_000000382046_00326_21422_8874.N1	05-APR-2006 15:49:22	Bright	37.500	60	7Bet UMi	2.0810	3950.0	75	21422	No
211	GOM_NL__2PRFIN20060405_155126_000000352046_00326_21422_8875.N1	05-APR-2006 15:51:26	Bright	34.500	49	1Alp UMi	1.9900	6300.0	69	21422	No
212	GOM_NL__2PRFIN20060405_155903_000000372046_00326_21422_8876.N1	05-APR-2006 15:59:03	Bright	36.500	89	5Alp Cep	2.4510	8000.0	73	21422	No
213	GOM_NL__2PRFIN20060405_160416_000000452046_00326_21422_8877.N1	05-APR-2006 16:04:16	Bright	44.500	19	50Alp Cyg	1.2460	10500.	89	21422	No
214	GOM_NL__2PRFIN20060405_161451_000000472046_00326_21422_8878.N1	05-APR-2006 16:14:51	Twi_and_stray	47.000	61	8Eps Peg	2.1000	3900.0	94	21422	No
215	GOM_NL__2PRFIN20060405_161720_000000442046_00326_21422_8879.N1	05-APR-2006 16:17:20	Twilight	44.000	162	34Alp Aqr	2.9440	5350.0	88	21422	No
216	GOM_NL__2PRFIN20060405_161933_000000442046_00326_21422_8880.N1	05-APR-2006 16:19:33	Dark	43.500	154	22Bet Aqr	2.8990	5700.0	87	21422	No
217	GOM_NL__2PRFIN20060405_162205_000000412046_00326_21422_8881.N1	05-APR-2006 16:22:05	Dark	40.500	142	49Del Cap	2.8500	8900.0	81	21422	No
218	GOM_NL__2PRFIN20060405_164103_000000432046_00327_21423_8860.N1	05-APR-2006 16:41:03	Dark	43.000	141	Bet Ara	2.8400	4600.0	86	21423	No
219	GOM_NL__2PRFIN20060405_164351_000000382046_00327_21423_8861.N1	05-APR-2006 16:43:51	Dark	37.500	134	Bet TrA	2.8100	6600.0	75	21423	No



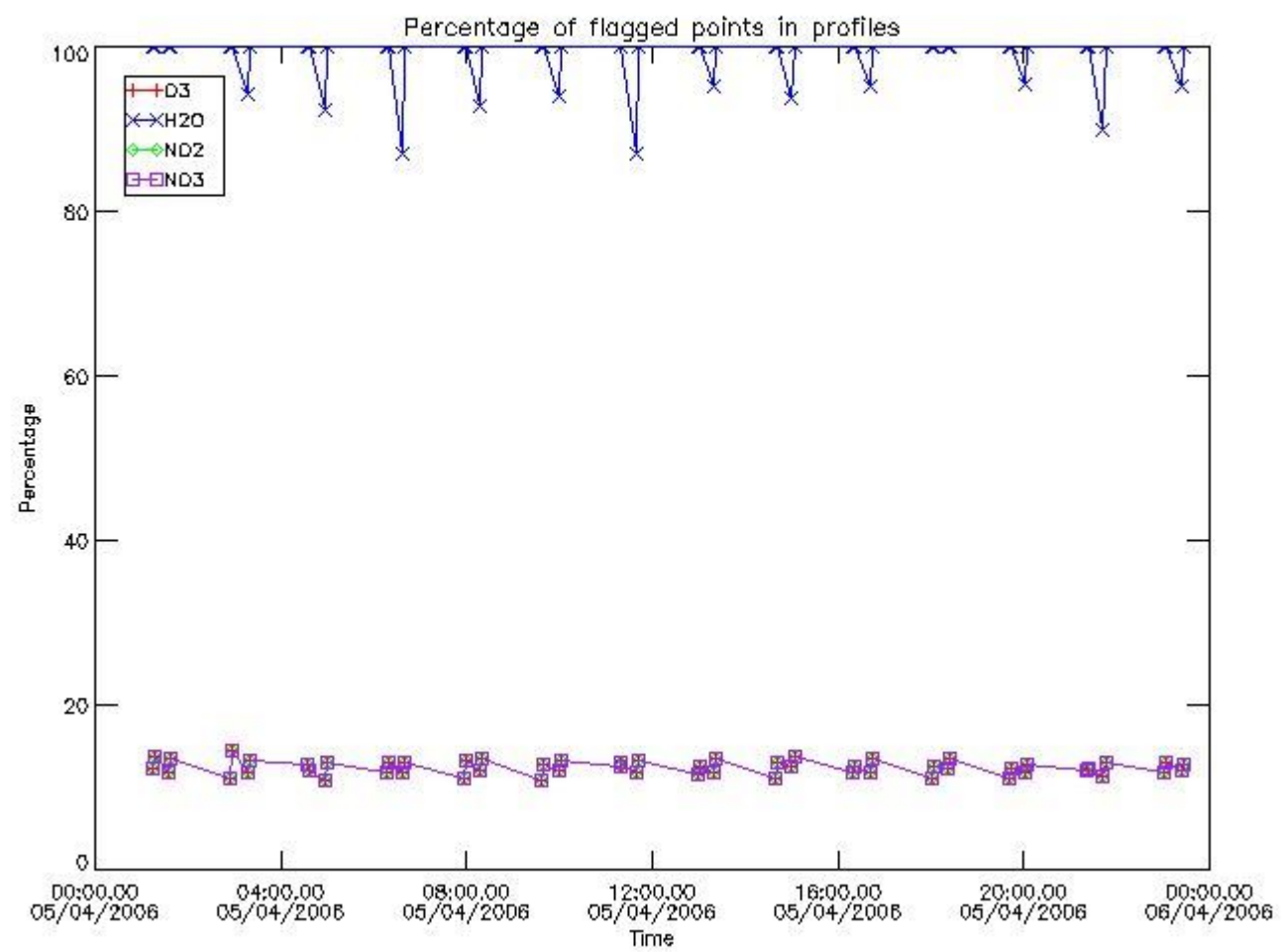
220	GOM_NL__2PRFIN20060405_164625_000000532046_00327_21423_8862.N1	05-APR-2006 16:46:25	Straylight	53.000	4	Alp1Cen	-0.010000	5800.0	106	21423	No
221	GOM_NL__2PRFIN20060405_164920_000000442046_00327_21423_8863.N1	05-APR-2006 16:49:20	Straylight	43.500	78	Alp Lup	2.3040	28000.	87	21423	No
222	GOM_NL__2PRFIN20060405_165056_000000492046_00327_21423_8864.N1	05-APR-2006 16:50:56	Straylight	49.000	81	Eta Cen	2.3560	28000.	98	21423	No
223	GOM_NL__2PRFIN20060405_165333_000000512046_00327_21423_8865.N1	05-APR-2006 16:53:33	Straylight	51.000	54	5The Cen	2.0550	4500.0	102	21423	No
224	GOM_NL__2PRFIN20060405_165914_000000442046_00327_21423_8866.N1	05-APR-2006 16:59:14	Twi_and_stray	44.000	106	9Bet Crv	2.6480	5600.0	88	21423	No
225	GOM_NL__2PRFIN20060405_170109_000000422046_00327_21423_8867.N1	05-APR-2006 17:01:09	Twi_and_stray	41.500	100	4Gam Crv	2.5800	13100.	83	21423	No
226	GOM_NL__2PRFIN20060405_170559_000000412046_00327_21423_8868.N1	05-APR-2006 17:05:59	Bright	40.500	121	29Gam Vir	2.7400	7200.0	81	21423	No
227	GOM_NL__2PRFIN20060405_171037_000000372046_00327_21423_8869.N1	05-APR-2006 17:10:37	Bright	36.500	62	94Bet Leo	2.1360	9700.0	73	21423	No
228	GOM_NL__2PRFIN20060405_171220_000000362046_00327_21423_8870.N1	05-APR-2006 17:12:20	Bright	35.500	96	68Del Leo	2.5600	9300.0	71	21423	No
229	GOM_NL__2PRFIN20060405_171905_000000362046_00327_21423_8871.N1	05-APR-2006 17:19:05	Bright	36.000	174	52Psi UMa	3.0040	4400.0	72	21423	No
230	GOM_NL__2PRFIN20060405_172156_000000352046_00327_21423_8872.N1	05-APR-2006 17:21:56	Bright	35.000	87	64Gam UMa	2.4330	11000.	70	21423	No
231	GOM_NL__2PRFIN20060405_172357_000000342046_00327_21423_8873.N1	05-APR-2006 17:23:57	Bright	34.000	36	50Alp UMa	1.8000	6300.0	68	21423	No
232	GOM_NL__2PRFIN20060405_172958_000000402046_00327_21423_8874.N1	05-APR-2006 17:29:58	Bright	40.000	60	7Bet UMi	2.0810	3950.0	80	21423	No
233	GOM_NL__2PRFIN20060405_173202_000000352046_00327_21423_8875.N1	05-APR-2006 17:32:02	Bright	35.000	49	1Alp UMi	1.9900	6300.0	70	21423	No
234	GOM_NL__2PRFIN20060405_173939_000000352046_00327_21423_8876.N1	05-APR-2006 17:39:39	Bright	35.000	89	5Alp Cep	2.4510	8000.0	70	21423	No
235	GOM_NL__2PRFIN20060405_174452_000000442046_00327_21423_8877.N1	05-APR-2006 17:44:52	Bright	43.500	19	50Alp Cyg	1.2460	10500.	87	21423	No
236	GOM_NL__2PRFIN20060405_175527_000000502046_00327_21423_8878.N1	05-APR-2006 17:55:27	Twi_and_stray	49.500	61	8Eps Peg	2.1000	3900.0	99	21423	No
237	GOM_NL__2PRFIN20060405_175757_000000452046_00327_21423_8879.N1	05-APR-2006 17:57:57	Twilight	44.500	162	34Alp Aqr	2.9440	5350.0	89	21423	No
238	GOM_NL__2PRFIN20060405_180010_000000462046_00327_21423_8880.N1	05-APR-2006 18:00:10	Dark	45.500	154	22Bet Aqr	2.8990	5700.0	91	21423	No
239	GOM_NL__2PRFIN20060405_180241_000000412046_00327_21423_8881.N1	05-APR-2006 18:02:41	Dark	41.000	142	49Del Cap	2.8500	8900.0	82	21423	No
240	GOM_NL__2PRFIN20060405_182140_000000422046_00328_21424_8860.N1	05-APR-2006 18:21:40	Dark	41.500	141	Bet Ara	2.8400	4600.0	83	21424	No
241	GOM_NL__2PRFIN20060405_182427_000000382046_00328_21424_8861.N1	05-APR-2006 18:24:27	Dark	38.000	134	Bet TrA	2.8100	6600.0	76	21424	No
242	GOM_NL__2PRFIN20060405_182702_000000462046_00328_21424_8862.N1	05-APR-2006 18:27:02	Straylight	45.500	4	Alp1Cen	-0.010000	5800.0	91	21424	No
243	GOM_NL__2PRFIN20060405_182956_000000442046_00328_21424_8863.N1	05-APR-2006 18:29:56	Straylight	43.500	78	Alp Lup	2.3040	28000.	87	21424	No
244	GOM_NL__2PRFIN20060405_183133_000000472046_00328_21424_8864.N1	05-APR-2006 18:31:33	Straylight	47.000	81	Eta Cen	2.3560	28000.	94	21424	No
245	GOM_NL__2PRFIN20060405_183410_000000512046_00328_21424_8865.N1	05-APR-2006 18:34:10	Straylight	51.000	54	5The Cen	2.0550	4500.0	102	21424	No
246	GOM_NL__2PRFIN20060405_183950_000000422046_00328_21424_8866.N1	05-APR-2006 18:39:50	Twi_and_stray	42.000	106	9Bet Crv	2.6480	5600.0	84	21424	No
247	GOM_NL__2PRFIN20060405_184145_000000402046_00328_21424_8867.N1	05-APR-2006 18:41:45	Twi_and_stray	39.500	100	4Gam Crv	2.5800	13100.	79	21424	No
248	GOM_NL__2PRFIN20060405_184635_000000412046_00328_21424_8868.N1	05-APR-2006 18:46:35	Bright	41.000	121	29Gam Vir	2.7400	7200.0	82	21424	No
249	GOM_NL__2PRFIN20060405_185113_000000372046_00328_21424_8869.N1	05-APR-2006 18:51:13	Bright	37.000	62	94Bet Leo	2.1360	9700.0	74	21424	No
250	GOM_NL__2PRFIN20060405_185256_000000352046_00328_21424_8870.N1	05-APR-2006 18:52:56	Bright	35.000	96	68Del Leo	2.5600	9300.0	70	21424	No
251	GOM_NL__2PRFIN20060405_185941_000000352046_00328_21424_8871.N1	05-APR-2006 18:59:41	Bright	35.000	174	52Psi UMa	3.0040	4400.0	70	21424	No
252	GOM_NL__2PRFIN20060405_190232_000000412046_00328_21424_8872.N1	05-APR-2006 19:02:32	Bright	40.500	87	64Gam UMa	2.4330	11000.	81	21424	No
253	GOM_NL__2PRFIN20060405_190433_000000382046_00328_21424_8873.N1	05-APR-2006 19:04:33	Bright	37.500	36	50Alp UMa	1.8000	6300.0	75	21424	No
254	GOM_NL__2PRFIN20060405_191034_000000362046_00328_21424_8874.N1	05-APR-2006 19:10:34	Bright	36.000	60	7Bet UMi	2.0810	3950.0	72	21424	No
255	GOM_NL__2PRFIN20060405_191238_000000372046_00328_21424_8875.N1	05-APR-2006 19:12:38	Bright	37.000	49	1Alp UMi	1.9900	6300.0	74	21424	No
256	GOM_NL__2PRFIN20060405_192015_000000372046_00328_21424_8876.N1	05-APR-2006 19:20:15	Bright	36.500	89	5Alp Cep	2.4510	8000.0	73	21424	No
257	GOM_NL__2PRFIN20060405_192528_000000422046_00328_21424_8877.N1	05-APR-2006 19:25:28	Bright	42.000	19	50Alp Cyg	1.2460	10500.	84	21424	No
258	GOM_NL__2PRFIN20060405_193604_000000492046_00328_21424_8878.N1	05-APR-2006 19:36:04	Twi_and_stray	49.000	61	8Eps Peg	2.1000	3900.0	98	21424	No
259	GOM_NL__2PRFIN20060405_193833_000000432046_00328_21424_8879.N1	05-APR-2006 19:38:33	Twilight	42.500	162	34Alp Aqr	2.9440	5350.0	85	21424	No
260	GOM_NL__2PRFIN20060405_194046_000000462046_00328_21424_8880.N1	05-APR-2006 19:40:46	Dark	46.000	154	22Bet Aqr	2.8990	5700.0	92	21424	No
261	GOM_NL__2PRFIN20060405_194317_000000422046_00328_21424_8881.N1	05-APR-2006 19:43:17	Dark	41.500	142	49Del Cap	2.8500	8900.0	83	21424	No
262	GOM_NL__2PRFIN20060405_200216_000000442046_00329_21425_8860.N1	05-APR-2006 20:02:16	Dark	43.500	141	Bet Ara	2.8400	4600.0	87	21425	No
263	GOM_NL__2PRFIN20060405_200504_000000402046_00329_21425_4363.N1	05-APR-2006 20:05:04	Dark	40.000	134	Bet TrA	2.8100	6600.0	80	21425	No
264	GOM_NL__2PRFIN20060405_200738_000000472046_00329_21425_8862.N1	05-APR-2006 20:07:38	Straylight	46.500	4	Alp1Cen	-0.010000	5800.0	93	21425	No
265	GOM_NL__2PRFIN20060405_201033_000000422046_00329_21425_8863.N1	05-APR-2006 20:10:33	Straylight	42.000	78	Alp Lup	2.3040	28000.	84	21425	No
266	GOM_NL__2PRFIN20060405_201209_000000462046_00329_21425_8864.N1	05-APR-2006 20:12:09	Straylight	45.500	81	Eta Cen	2.3560	28000.	91	21425	No
267	GOM_NL__2PRFIN20060405_201446_000000542046_00329_21425_8865.N1	05-APR-2006 20:14:46	Straylight	54.000	54	5The Cen	2.0550	4500.0	108	21425	No
268	GOM_NL__2PRFIN20060405_202027_000000432046_00329_21425_8866.N1	05-APR-2006 20:20:27	Twi_and_stray	42.500	106	9Bet Crv	2.6480	5600.0	85	21425	No
269	GOM_NL__2PRFIN20060405_202221_000000392046_00329_21425_8867.N1	05-APR-2006 20:22:21	Twi_and_stray	39.000	100	4Gam Crv	2.5800	13100.	78	21425	No
270	GOM_NL__2PRFIN20060405_202710_000000402046_00329_21425_8868.N1	05-APR-2006 20:27:10	Bright	40.000	121	29Gam Vir	2.7400	7200.0	80	21425	No
271	GOM_NL__2PRFIN20060405_203149_000000372046_00329_21425_8869.N1	05-APR-2006 20:31:49	Bright	36.500	62	94Bet Leo	2.1360	9700.0	73	21425	No
272	GOM_NL__2PRFIN20060405_203332_000000352046_00329_21425_8870.N1	05-APR-2006 20:33:32	Bright	35.000	96	68Del Leo	2.5600	9300.0	70	21425	No
273	GOM_NL__2PRFIN20060405_204017_000000352046_00329_21425_8871.N1	05-APR-2006 20:40:17	Bright	34.500	174	52Psi UMa	3.0040	4400.0	69	21425	No
274	GOM_NL__2PRFIN20060405_204308_000000542046_00329_21425_8872.N1	05-APR-2006 20:43:08	Bright	54.000	87	64Gam UMa	2.4330	11000.	108	21425	No
275	GOM_NL__2PRFIN20060405_204509_000000372046_00329_21425_8873.N1	05-APR-2006 20:45:09	Bright	37.000	36	50Alp UMa	1.8000	6300.0	74	21425	No
276	GOM_NL__2PRFIN20060405_205110_000000362046_00329_21425_8874.N1	05-APR-2006 20:51:10	Bright	36.000	60	7Bet UMi	2.0810	3950.0	72	21425	No
277	GOM_NL__2PRFIN20060405_205314_000000352046_00329_21425_8875.N1	05-APR-2006 20:53:14	Bright	34.500	49	1Alp UMi	1.9900	6300.0	69	21425	No
278	GOM_NL__2PRFIN20060405_210050_000000382046_00329_21425_8876.N1	05-APR-2006 21:00:50	Bright	37.500	89	5Alp Cep	2.4510	8000.0	75	21425	No

279	GOM_NL__2PRFIN20060405_210604_000000422046_00329_21425_8877.N1	05-APR-2006 21:06:04	Bright	42.000	19	50Alp Cyg	1.2460	10500.	84	21425	No
280	GOM_NL__2PRFIN20060405_211640_000000452046_00329_21425_8878.N1	05-APR-2006 21:16:40	Twilight	45.000	61	8Eps Peg	2.1000	3900.0	90	21425	No
281	GOM_NL__2PRFIN20060405_211909_000000422046_00329_21425_8879.N1	05-APR-2006 21:19:09	Twilight	42.000	162	34Alp Aqr	2.9440	5350.0	84	21425	No
282	GOM_NL__2PRFIN20060405_212123_000000422046_00329_21425_8880.N1	05-APR-2006 21:21:23	Dark	42.000	154	22Bet Aqr	2.8990	5700.0	84	21425	No
283	GOM_NL__2PRFIN20060405_212354_000000422046_00329_21425_8881.N1	05-APR-2006 21:23:54	Dark	41.500	142	49Del Cap	2.8500	8900.0	83	21425	No
284	GOM_NL__2PRFIN20060405_214253_000000452046_00330_21426_8860.N1	05-APR-2006 21:42:53	Dark	45.000	141	Bet Ara	2.8400	4600.0	90	21426	No
285	GOM_NL__2PRFIN20060405_214540_000000392046_00330_21426_8861.N1	05-APR-2006 21:45:40	Dark	39.000	134	Bet TrA	2.8100	6600.0	78	21426	No
286	GOM_NL__2PRFIN20060405_214815_000000532046_00330_21426_8862.N1	05-APR-2006 21:48:15	Straylight	52.500	4	Alp1Cen	-0.010000	5800.0	105	21426	No
287	GOM_NL__2PRFIN20060405_215109_000000442046_00330_21426_8863.N1	05-APR-2006 21:51:09	Straylight	44.000	78	Alp Lup	2.3040	28000.	88	21426	No
288	GOM_NL__2PRFIN20060405_215246_000000472046_00330_21426_8864.N1	05-APR-2006 21:52:46	Straylight	46.500	81	Eta Cen	2.3560	28000.	93	21426	No
289	GOM_NL__2PRFIN20060405_215522_000000512046_00330_21426_8865.N1	05-APR-2006 21:55:22	Straylight	50.500	54	5The Cen	2.0550	4500.0	101	21426	No
290	GOM_NL__2PRFIN20060405_220034_000000472046_00330_21426_8866.N1	05-APR-2006 22:00:34	Twilight	47.000	169	46Gam Hya	2.9910	4700.0	94	21426	No
291	GOM_NL__2PRFIN20060405_220257_000000402046_00330_21426_8867.N1	05-APR-2006 22:02:57	Twilight	40.000	100	4Gam Crv	2.5800	13100.	80	21426	No
292	GOM_NL__2PRFIN20060405_220746_000000412046_00330_21426_8868.N1	05-APR-2006 22:07:46	Bright	41.000	121	29Gam Vir	2.7400	7200.0	82	21426	No
293	GOM_NL__2PRFIN20060405_221225_000000372046_00330_21426_8869.N1	05-APR-2006 22:12:25	Bright	37.000	62	94Bet Leo	2.1360	9700.0	74	21426	No
294	GOM_NL__2PRFIN20060405_221408_000000352046_00330_21426_8870.N1	05-APR-2006 22:14:08	Bright	35.000	96	68Del Leo	2.5600	9300.0	70	21426	No
295	GOM_NL__2PRFIN20060405_222053_000000362046_00330_21426_8871.N1	05-APR-2006 22:20:53	Bright	36.000	174	52Psi UMa	3.0040	4400.0	72	21426	No
296	GOM_NL__2PRFIN20060405_222344_000000372046_00330_21426_8872.N1	05-APR-2006 22:23:44	Bright	36.500	87	64Gam UMa	2.4330	11000.	73	21426	No
297	GOM_NL__2PRFIN20060405_222545_000000372046_00330_21426_8873.N1	05-APR-2006 22:25:45	Bright	36.500	36	50Alp UMa	1.8000	6300.0	73	21426	No
298	GOM_NL__2PRFIN20060405_223145_000000362046_00330_21426_8874.N1	05-APR-2006 22:31:45	Bright	35.500	60	7Bet UMi	2.0810	3950.0	71	21426	No
299	GOM_NL__2PRFIN20060405_223350_000000352046_00330_21426_8875.N1	05-APR-2006 22:33:50	Bright	34.500	49	1Alp UMi	1.9900	6300.0	69	21426	No
300	GOM_NL__2PRFIN20060405_224126_000000352046_00330_21426_8876.N1	05-APR-2006 22:41:26	Bright	34.500	89	5Alp Cep	2.4510	8000.0	69	21426	No
301	GOM_NL__2PRFIN20060405_224640_000000332046_00330_21426_8877.N1	05-APR-2006 22:46:40	Bright	33.000	19	50Alp Cyg	1.2460	10500.	66	21426	No
302	GOM_NL__2PRFIN20060405_225716_000000462046_00330_21426_8878.N1	05-APR-2006 22:57:16	Twilight	45.500	61	8Eps Peg	2.1000	3900.0	91	21426	No
303	GOM_NL__2PRFIN20060405_225945_000000402046_00330_21426_8879.N1	05-APR-2006 22:59:45	Twilight	40.000	162	34Alp Aqr	2.9440	5350.0	80	21426	No
304	GOM_NL__2PRFIN20060405_230159_000000442046_00330_21426_8880.N1	05-APR-2006 23:01:59	Dark	43.500	154	22Bet Aqr	2.8990	5700.0	87	21426	No
305	GOM_NL__2PRFIN20060405_230430_000000392046_00330_21426_8881.N1	05-APR-2006 23:04:30	Dark	39.000	142	49Del Cap	2.8500	8900.0	78	21426	No
306	GOM_NL__2PRFIN20060405_232330_000000432046_00331_21427_8860.N1	05-APR-2006 23:23:30	Dark	42.500	141	Bet Ara	2.8400	4600.0	85	21427	No
307	GOM_NL__2PRFIN20060405_232616_000000402046_00331_21427_8861.N1	05-APR-2006 23:26:16	Dark	40.000	134	Bet TrA	2.8100	6600.0	80	21427	No
308	GOM_NL__2PRFIN20060405_232851_000000462046_00331_21427_8862.N1	05-APR-2006 23:28:51	Straylight	45.500	4	Alp1Cen	-0.010000	5800.0	91	21427	No
309	GOM_NL__2PRFIN20060405_233146_000000432046_00331_21427_8863.N1	05-APR-2006 23:31:46	Straylight	42.500	78	Alp Lup	2.3040	28000.	85	21427	No
310	GOM_NL__2PRFIN20060405_233322_000000502046_00331_21427_8864.N1	05-APR-2006 23:33:22	Straylight	50.000	81	Eta Cen	2.3560	28000.	100	21427	No
311	GOM_NL__2PRFIN20060405_233559_000000512046_00331_21427_8865.N1	05-APR-2006 23:35:59	Straylight	50.500	54	5The Cen	2.0550	4500.0	101	21427	No
312	GOM_NL__2PRFIN20060405_234111_000000432046_00331_21427_8866.N1	05-APR-2006 23:41:11	Twilight	43.000	169	46Gam Hya	2.9910	4700.0	86	21427	No
313	GOM_NL__2PRFIN20060405_234333_000000422046_00331_21427_8867.N1	05-APR-2006 23:43:33	Twilight	41.500	100	4Gam Crv	2.5800	13100.	83	21427	No
314	GOM_NL__2PRFIN20060405_234822_000000412046_00331_21427_8868.N1	05-APR-2006 23:48:22	Bright	40.500	121	29Gam Vir	2.7400	7200.0	81	21427	No
315	GOM_NL__2PRFIN20060405_235301_000000372046_00331_21427_8869.N1	05-APR-2006 23:53:01	Bright	36.500	62	94Bet Leo	2.1360	9700.0	73	21427	No
316	GOM_NL__2PRFIN20060405_235444_000000342046_00331_21427_8870.N1	05-APR-2006 23:54:44	Bright	34.000	96	68Del Leo	2.5600	9300.0	68	21427	No

### 3. Quality information per product

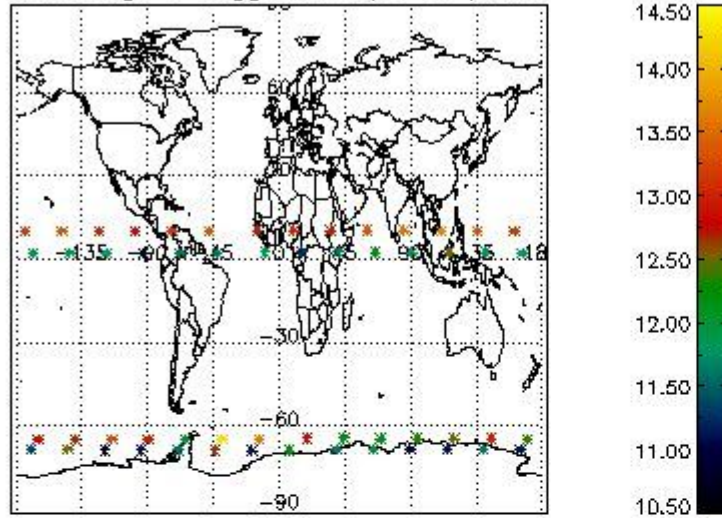
In this section it is plotted some information contained in the Quality Summary data set of the level 2 products. Only products in dark limb conditions and without errors (error flag in the MPH set to "0") are used.

#### 3.1 Plot quality information per product (time dependant)

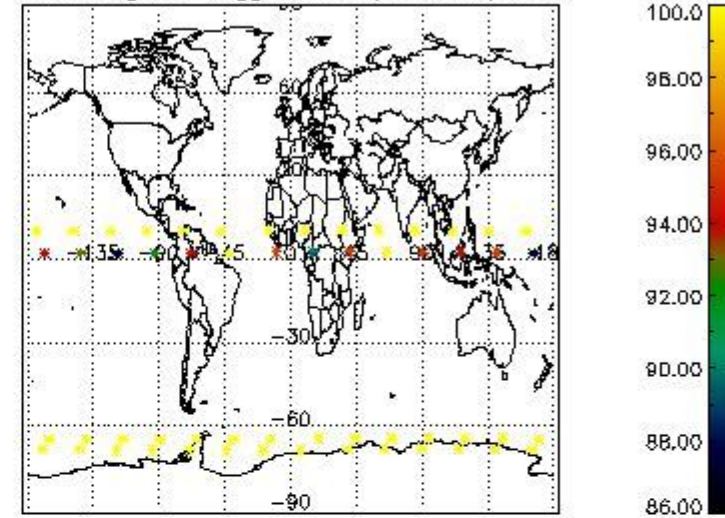


*3.2 Plot quality information per product (world map)*

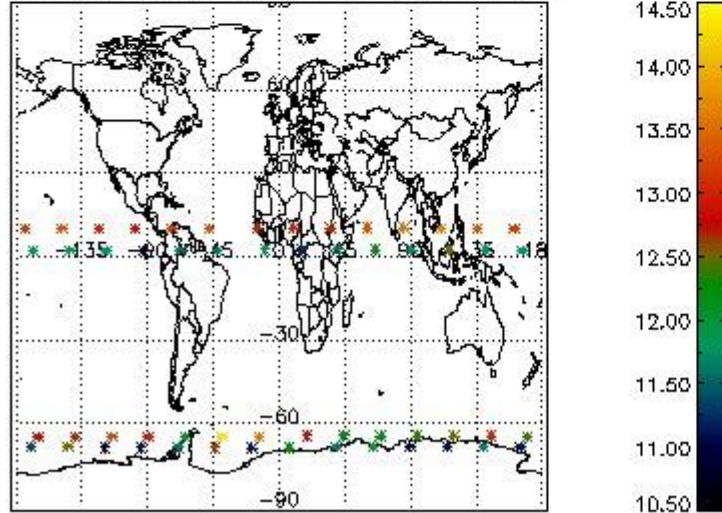
Percentage of flagged data per O3 profile



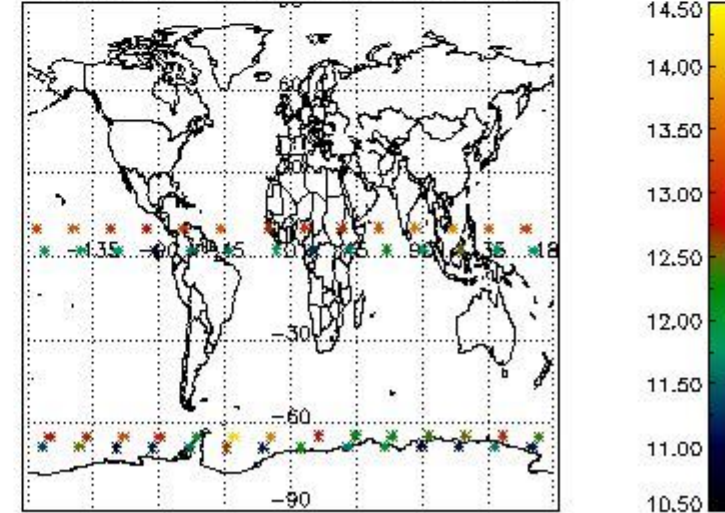
Percentage of flagged data per H2O profile



Percentage of flagged data per NO2 profile



Percentage of flagged data per NO3 profile

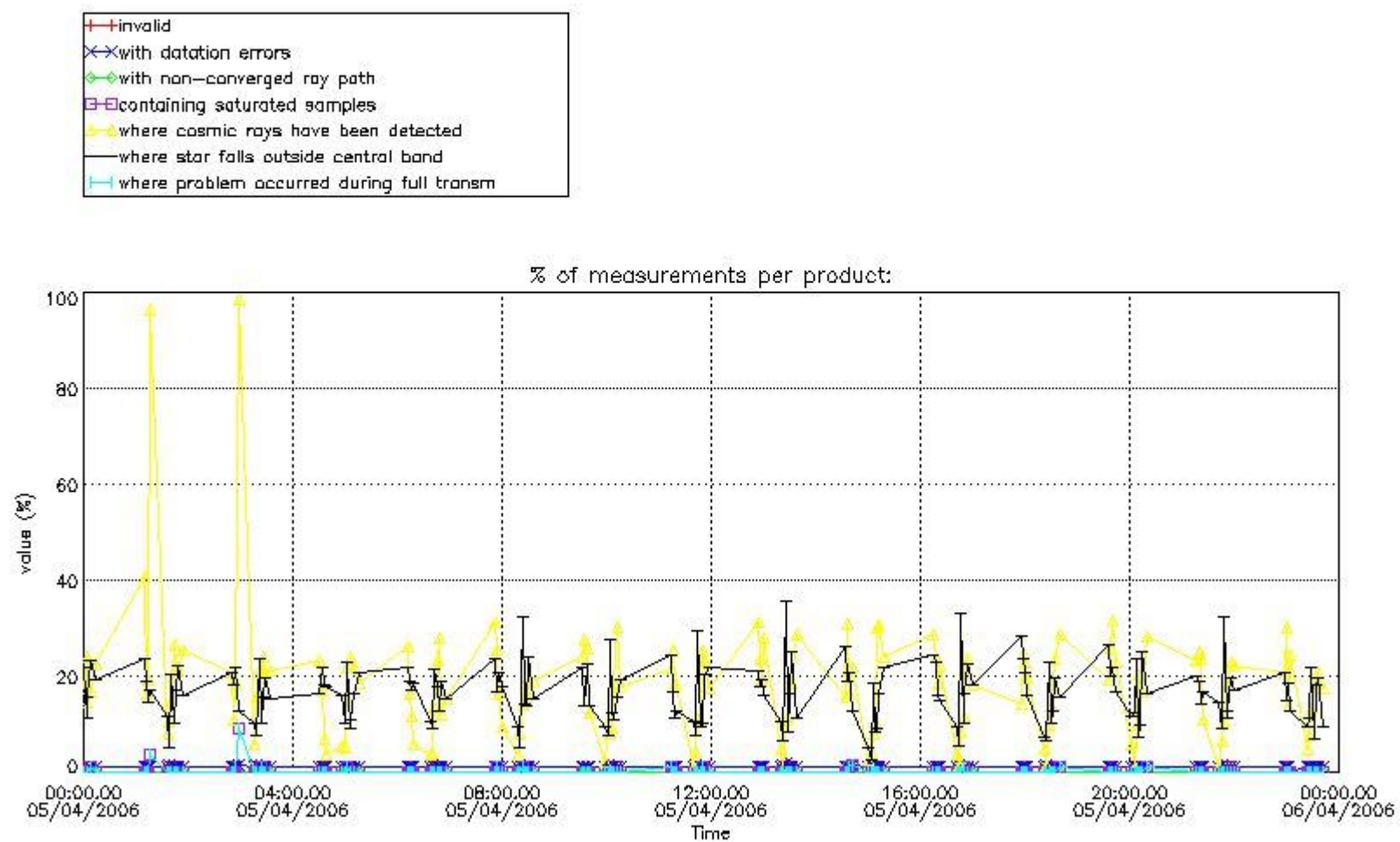


#### 4. Level 1 quality information per product

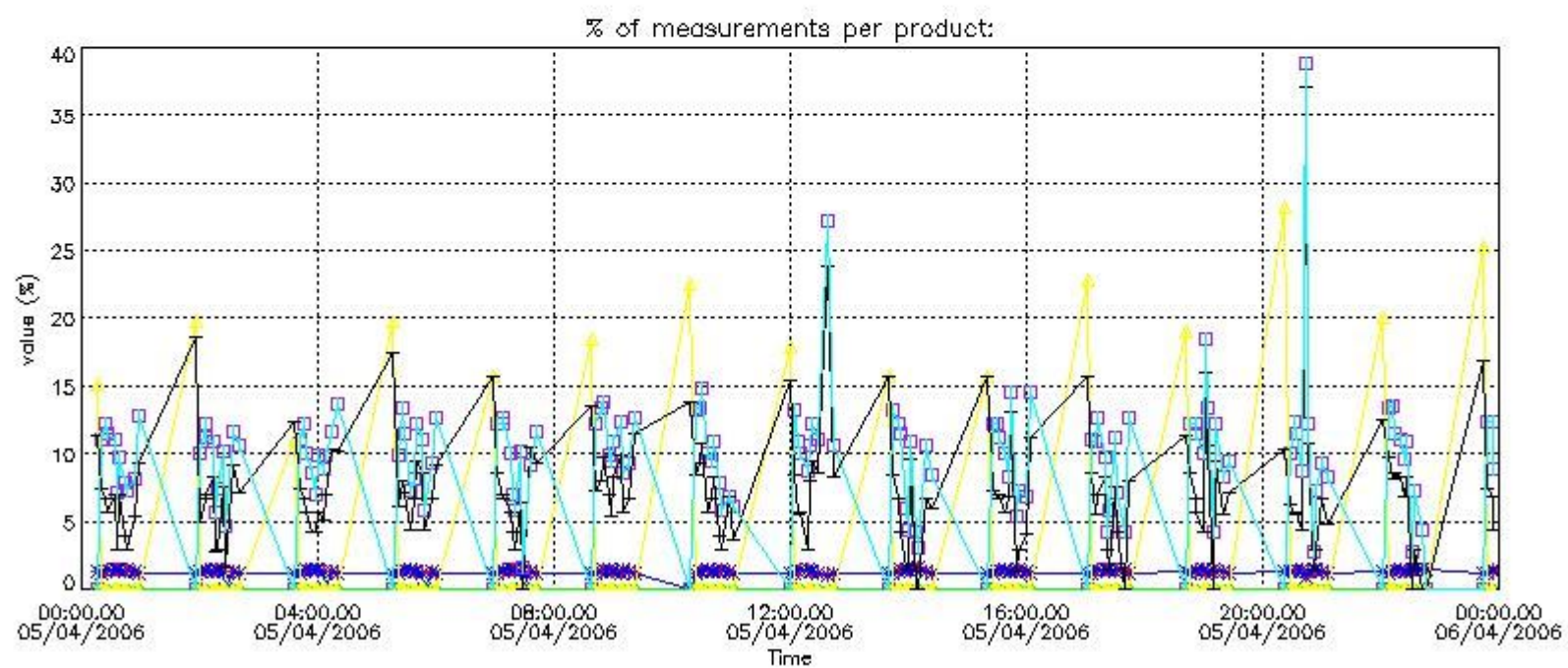
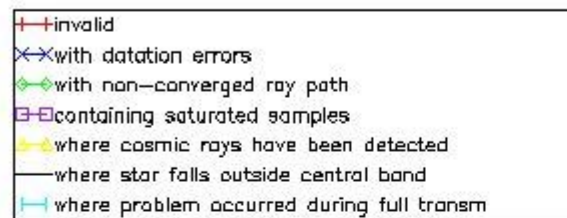
In this section it is plotted some information contained in the Quality Summary data set of the level 2 products that comes from the level 1b processing. Products without errors (error flag in the MPH set to "0") are used.

##### 4.1 Plot quality information per product (time dependant) coming from level 1b processing

###### 4.1.1 Plot level 1 quality information per product (time dependant): ENVISAT ASCENDING passes

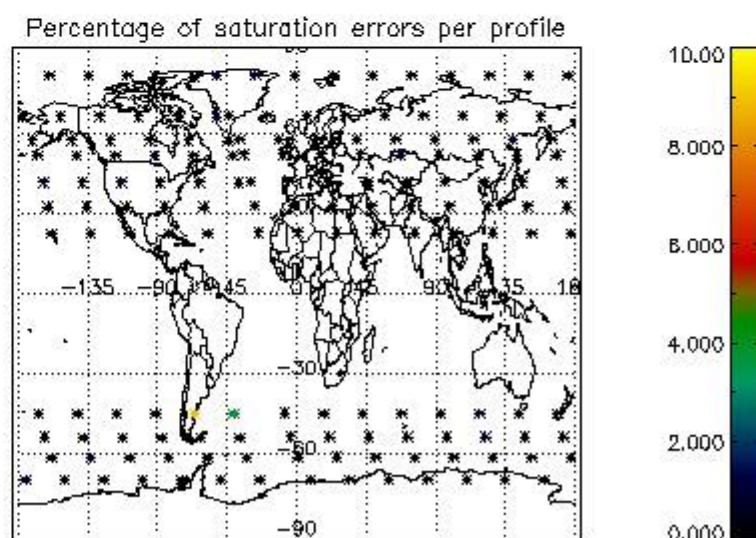
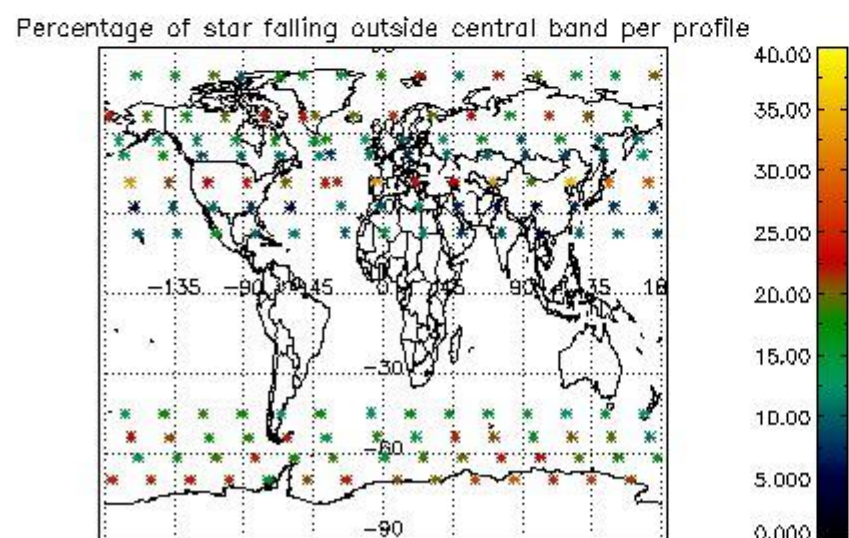
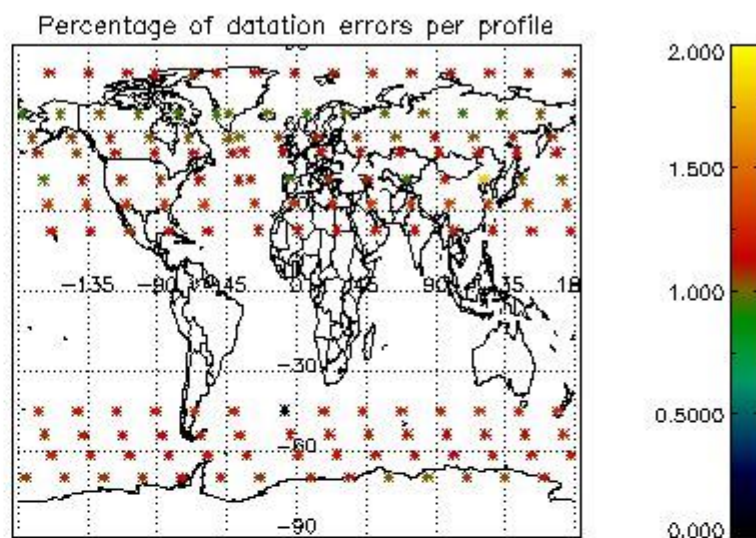
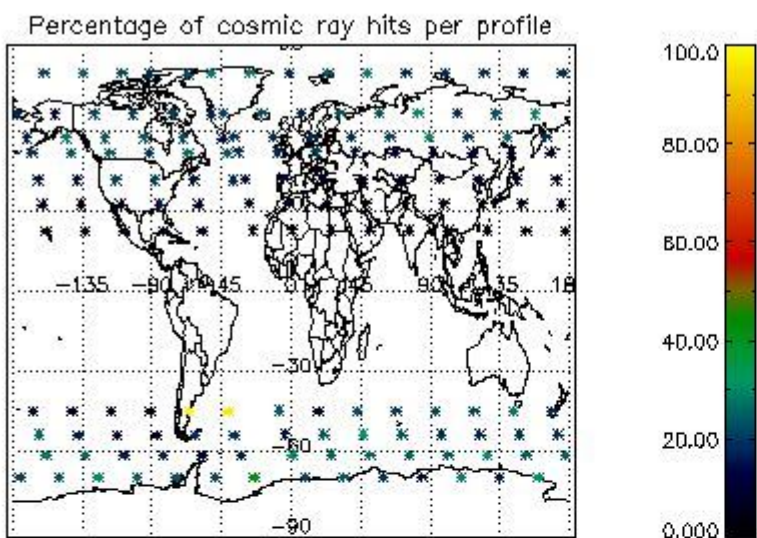


4.1.2 Plot level 1 quality information per product (time dependant): ENVI SAT DESCENDING passes

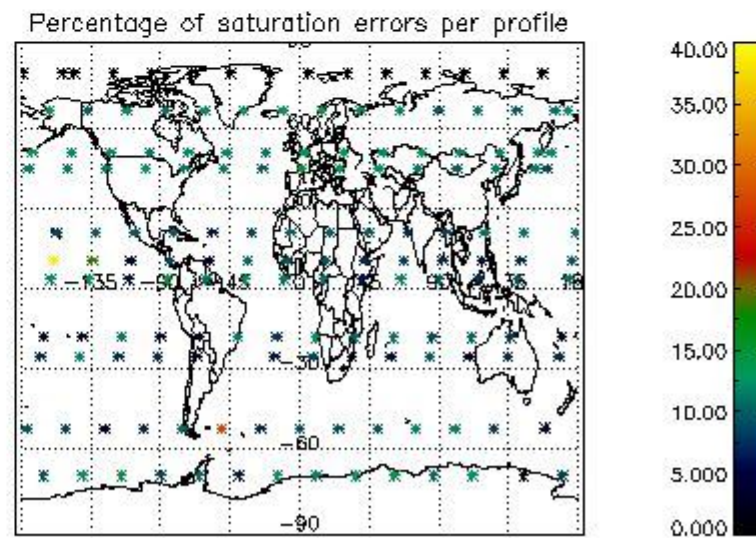
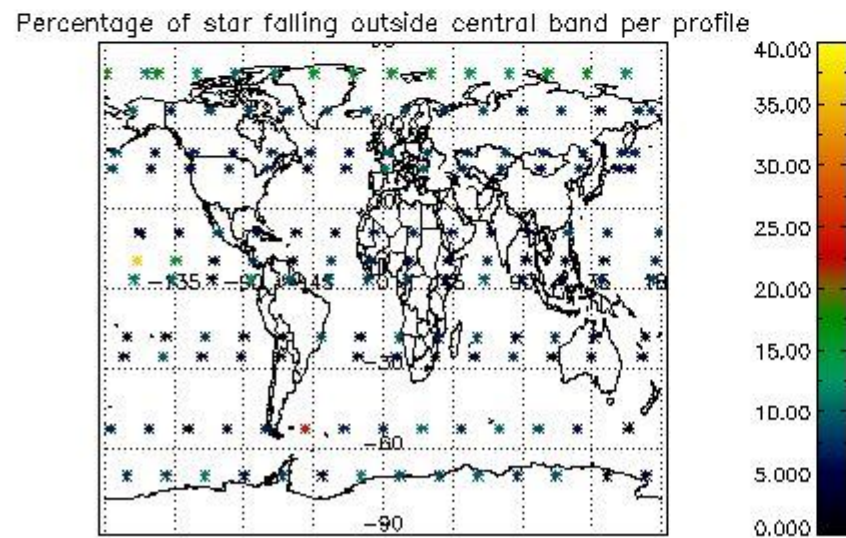
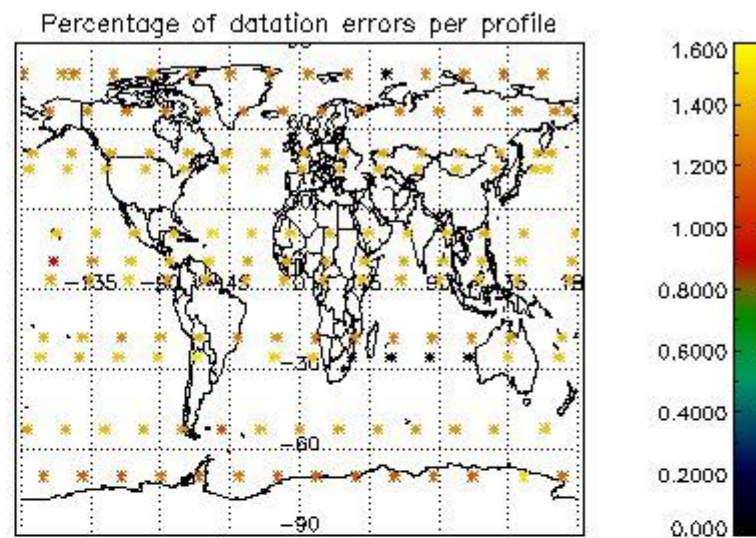
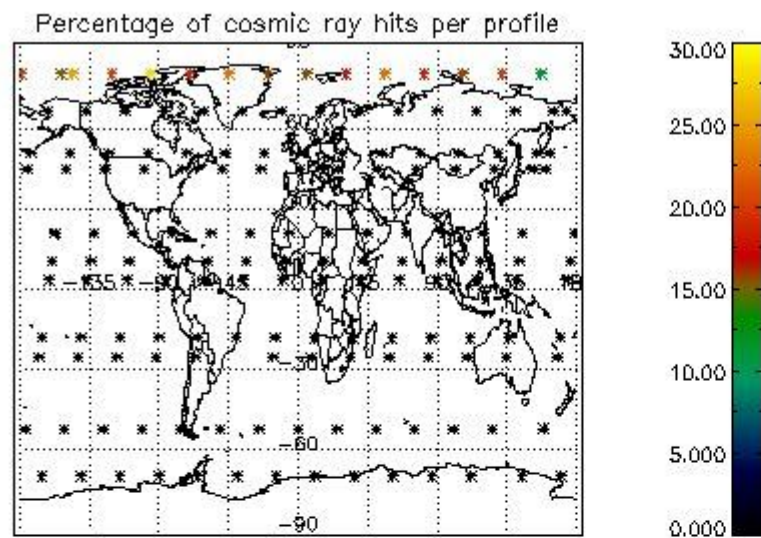


*4.2 Plot quality information per product coming from level 1b processing (world map)*

*4.2.1 Plot level 1 quality information per product (world map): ENVISAT ASCENDING passes*



4.2.2 Plot level 1 quality information per product (world map): ENVISAT DESCENDING passes



## 5. Trace gas profiles

### 5.1 Ozone statistics based on quality of products

The final quality of the products can be "measured" using the STD (Standard Deviation) attached to every point profile. This information is written to the parameter GOM\_NL\_\_2P/NL\_LOCAL\_SPECIES\_DENSITY/o3\_std of the level 2 products. The table below shows the statistics for given STD ranges.

The statistics are given with respect to the overall valid production:

- Products without fatal errors: GOM\_NL\_\_2P/MPH/PRODUCT\_ERR=0
- Valid point profile: GOM\_NL\_\_2P/NL\_LOCAL\_SPECIES\_DENSITY/pcd(0)=0

The 'Criteria' is applied to valid points of dark limb products:

- Products in dark limb illumination condition: GOM\_NL\_\_2P/NL\_SUMMARY\_QUALITY/obs\_ill\_cond=0
- Products without fatal errors: GOM\_NL\_\_2P/MPH/PRODUCT\_ERR=0
- Valid point profile: GOM\_NL\_\_2P/NL\_LOCAL\_SPECIES\_DENSITY/pcd(0)=0

So, the table below shows the percentage of dark limb and valid observations for each criteria with respect to the overall valid daily observations.

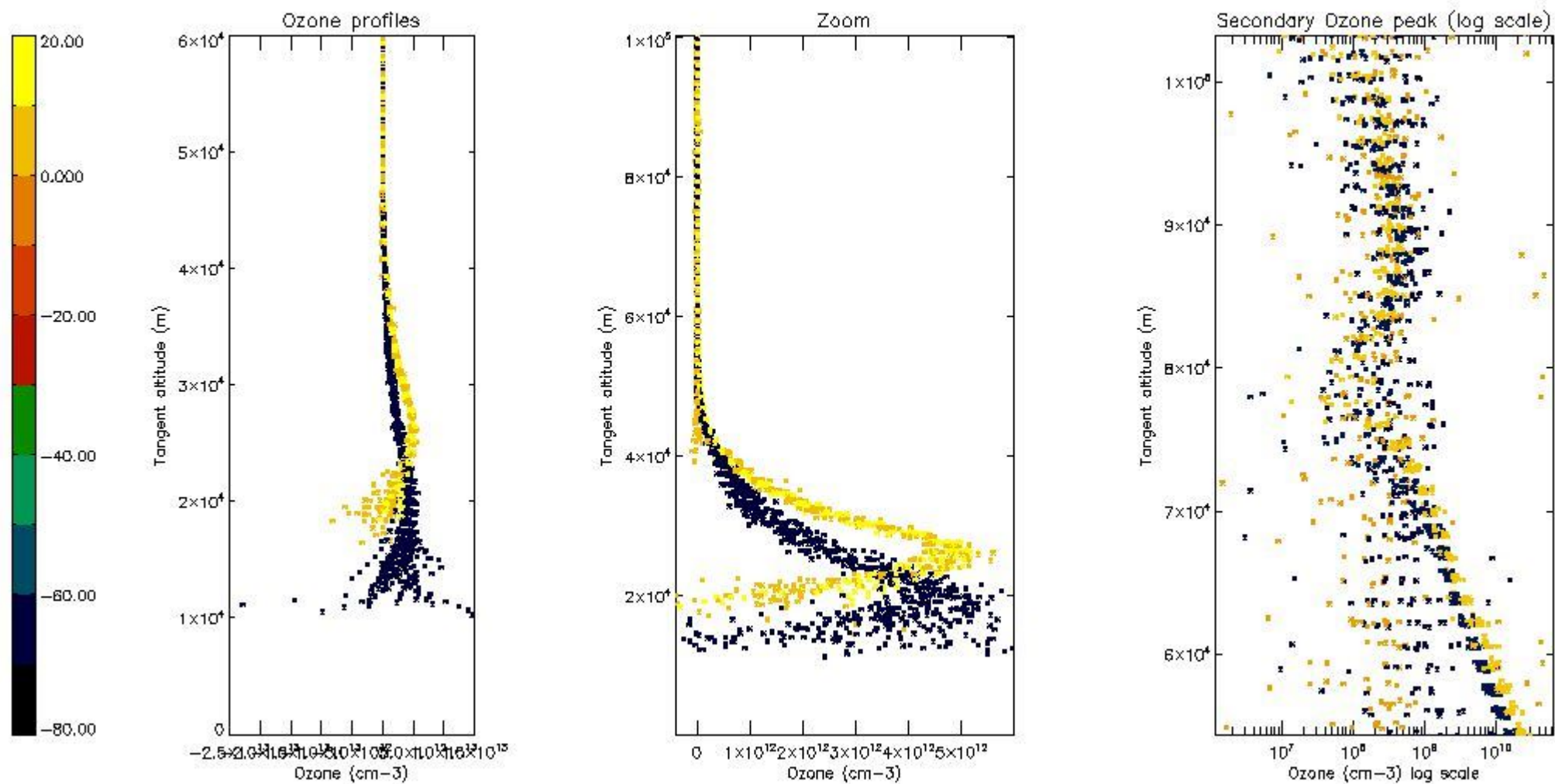
Criteria	% of total production
All STD	18.000
STD < 20	7.0000



STD < 10	3.0000
STD < 5	NaN

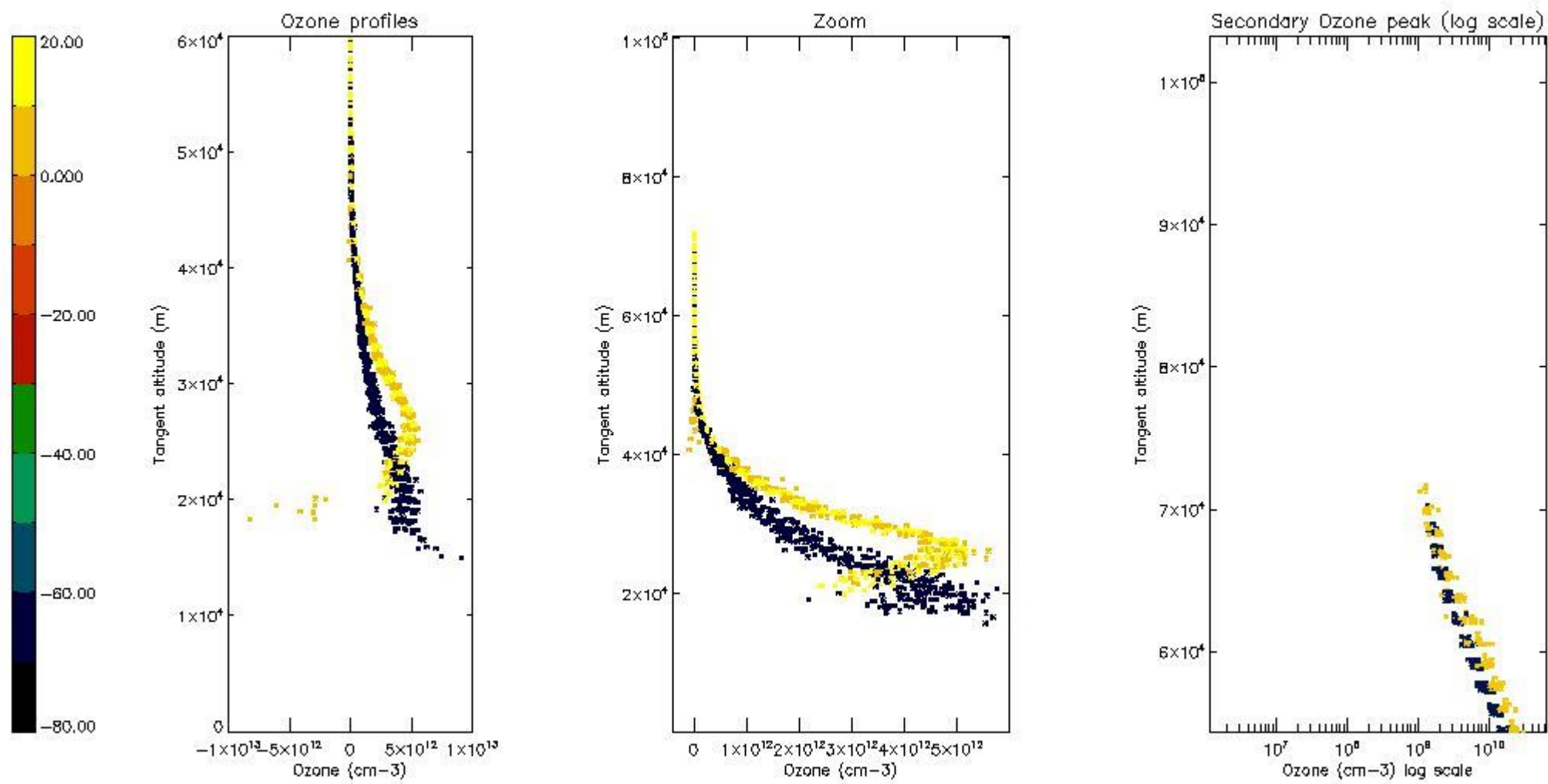
5.2 Plot ozone profiles for all STD (dark without errors)

The colorbar represents the latitude.



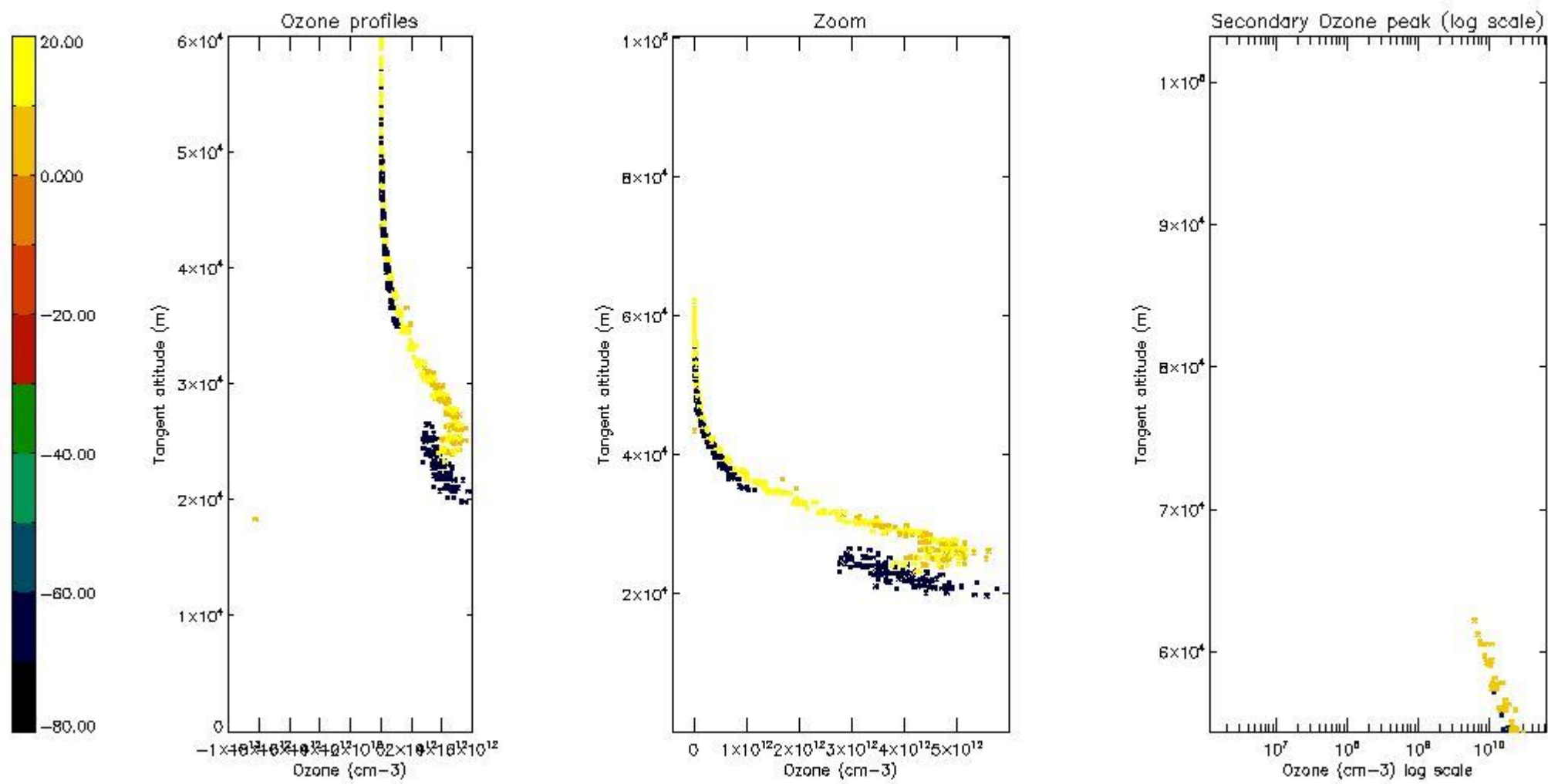
5.3 Plot ozone profiles where STD < 20% (dark without errors)

The colorbar represents the latitude.



*5.4 Plot ozone profiles where STD < 10% (dark without errors)*

The colorbar represents the latitude.

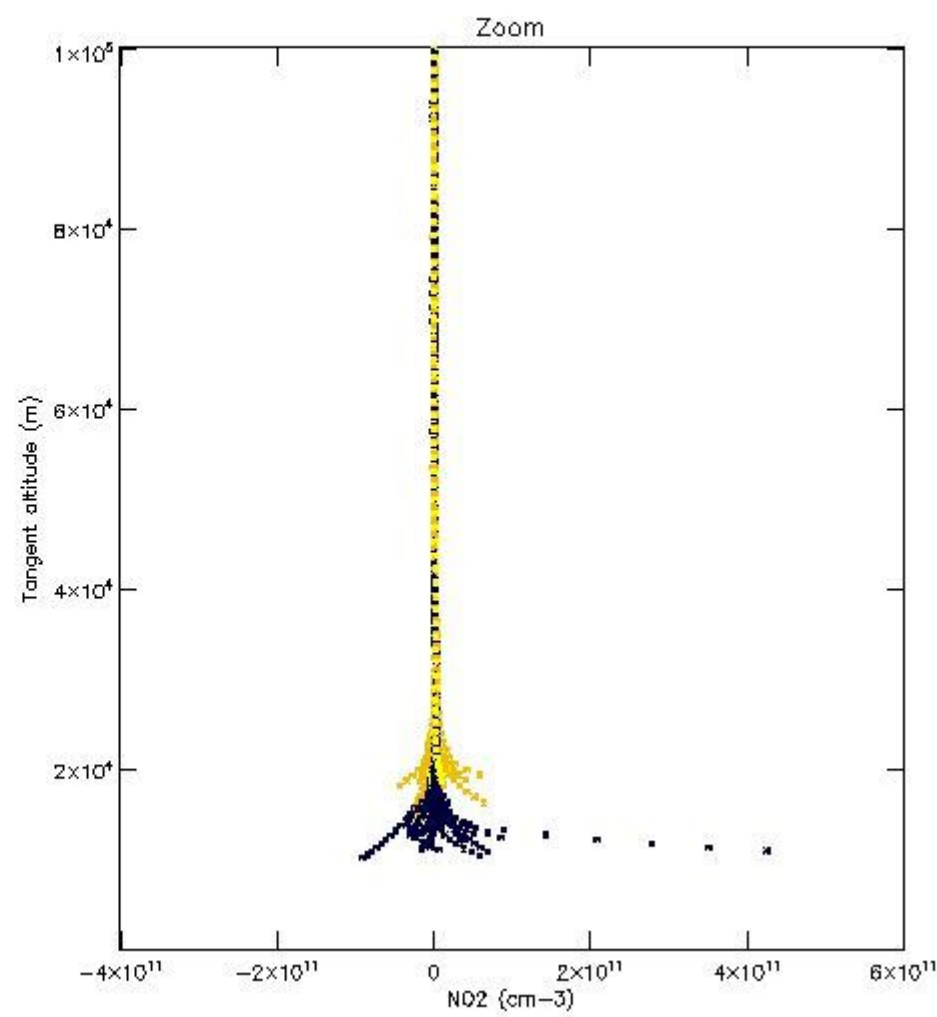
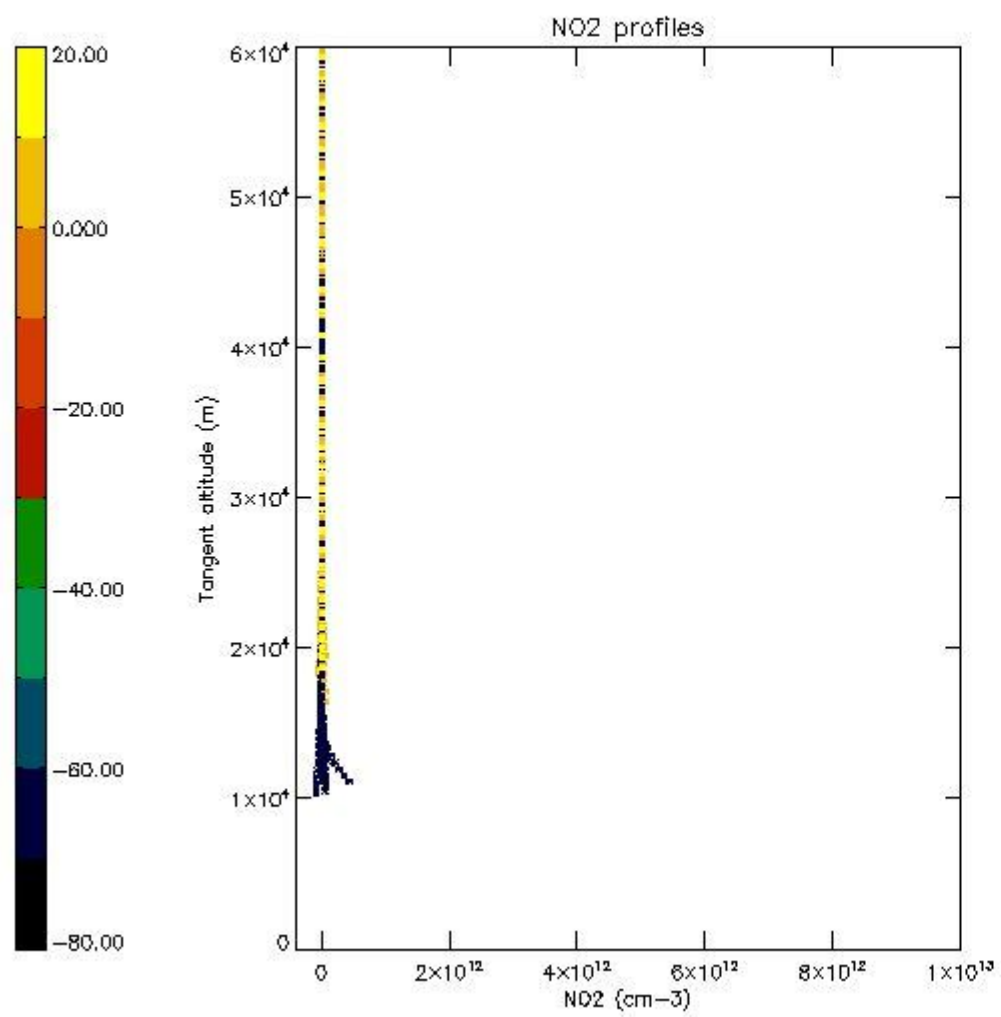


*5.5 Plot ozone profiles where STD < 5% (dark without errors)*

The colorbar represents the latitude.

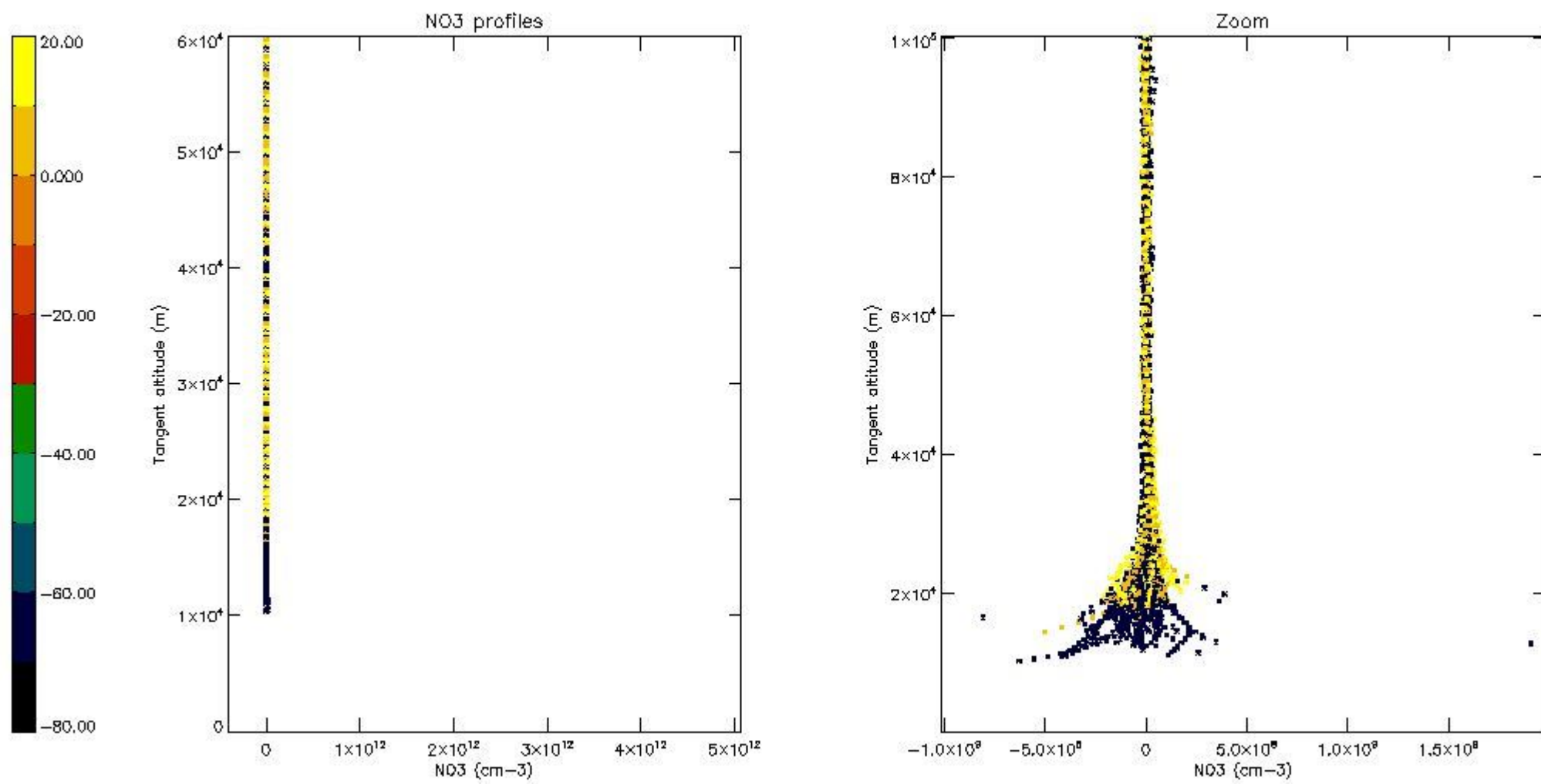
*5.6 Plot NO2 profiles for all STD (dark without errors)*

The colorbar represents the latitude.



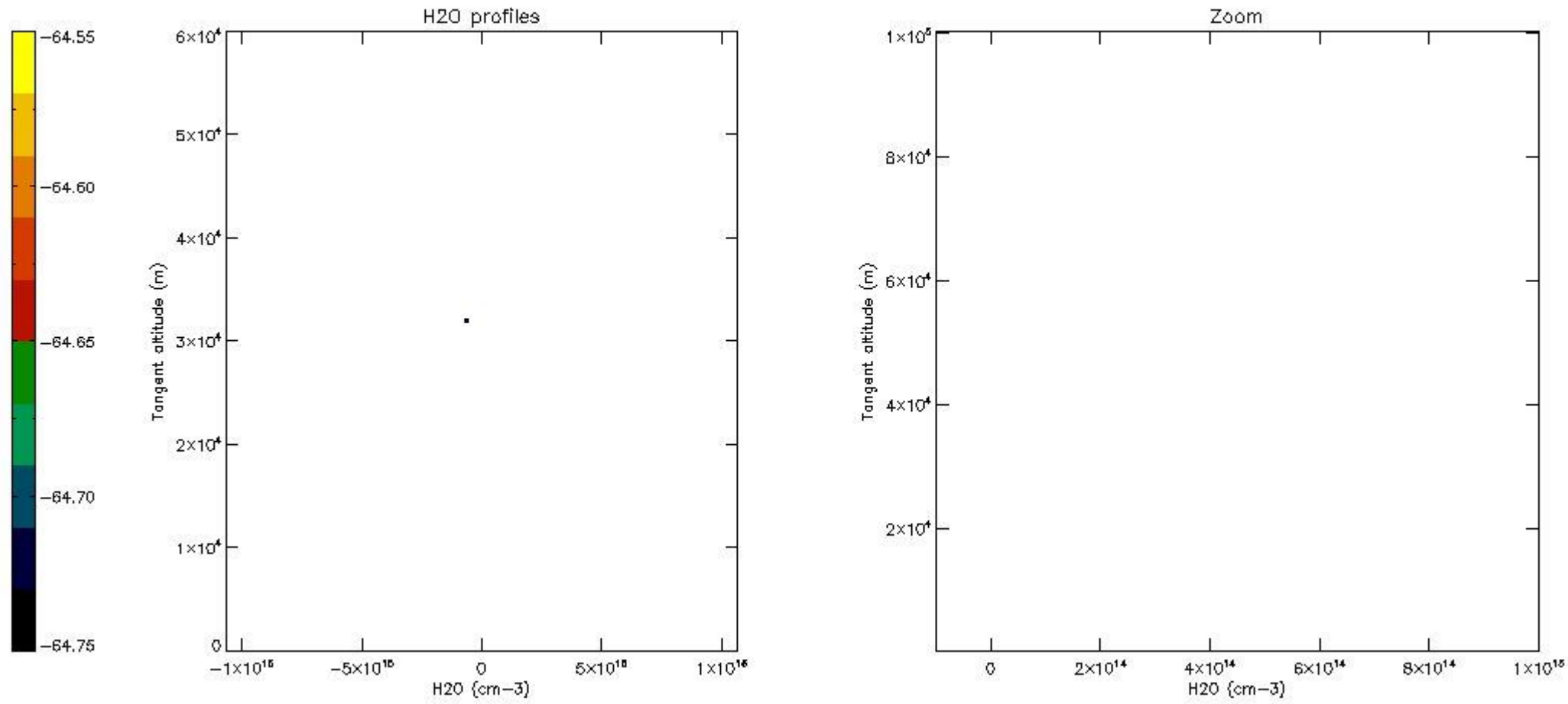
5.7 Plot NO3 profiles for all STD (dark without errors)

The colorbar represents the latitude.



5.8 Plot H<sub>2</sub>O profiles for all STD (only for occultations of stars 1,2,3,4,13,14,16,26,63 dark without errors)

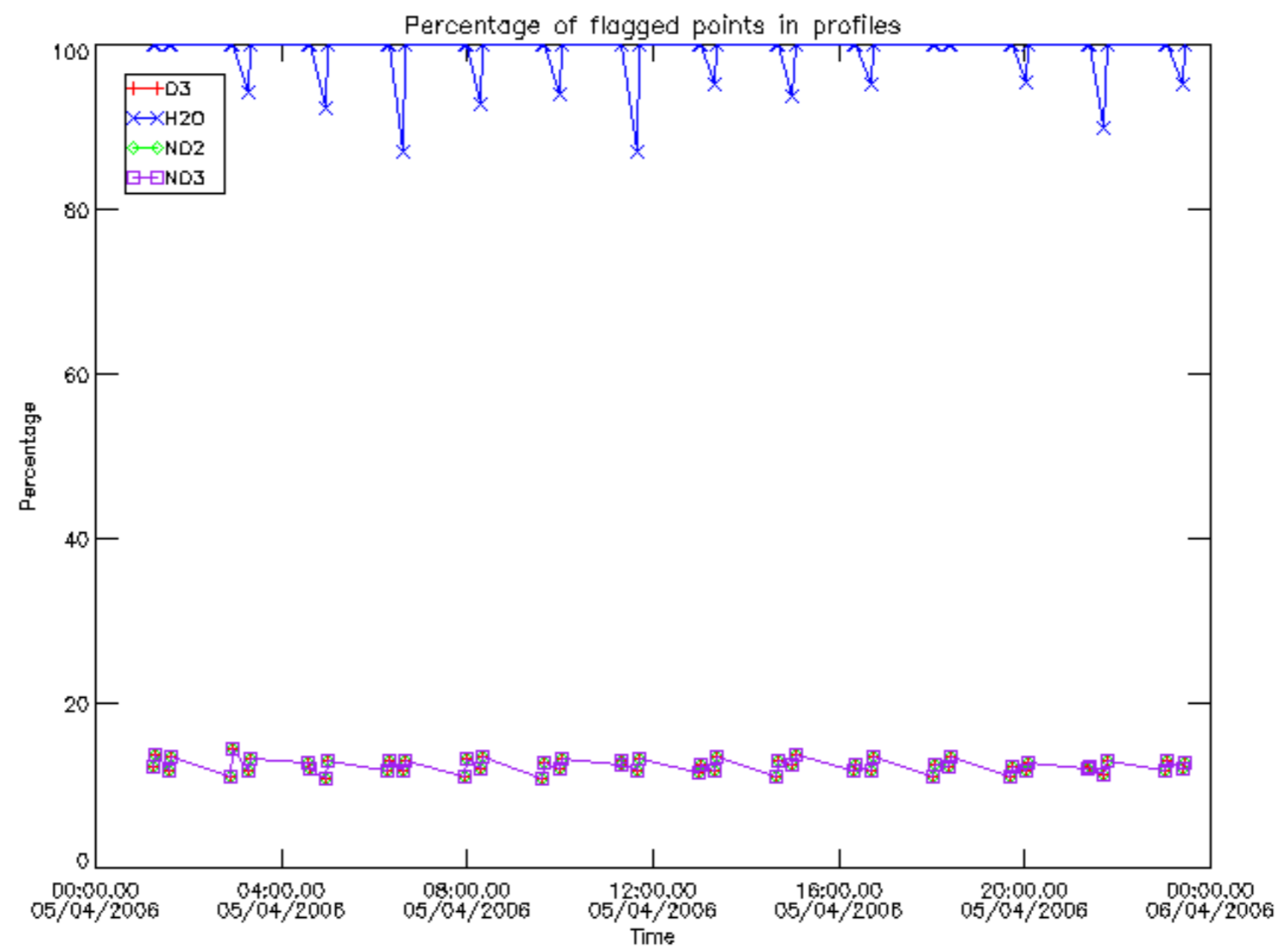
The colorbar represents the latitude.



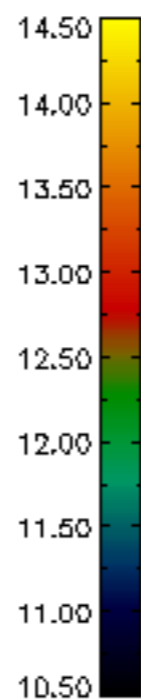
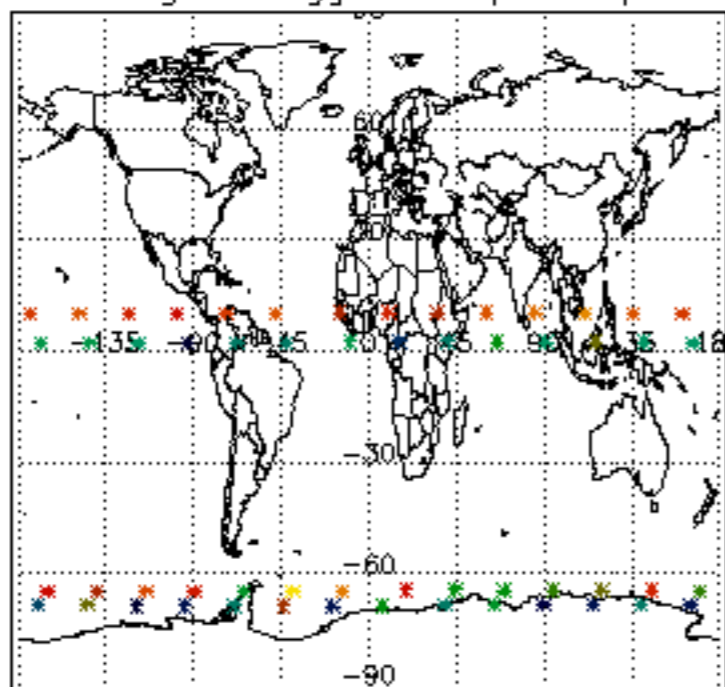
## 6. Auxiliary Data Files used for the production reported in section 2

The number reported in the third column indicates since which file (see list in section 2) the corresponding auxiliary file has been used. The fourth column is the date of those product files.

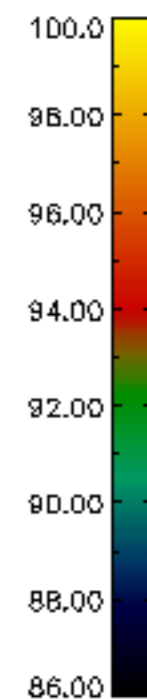
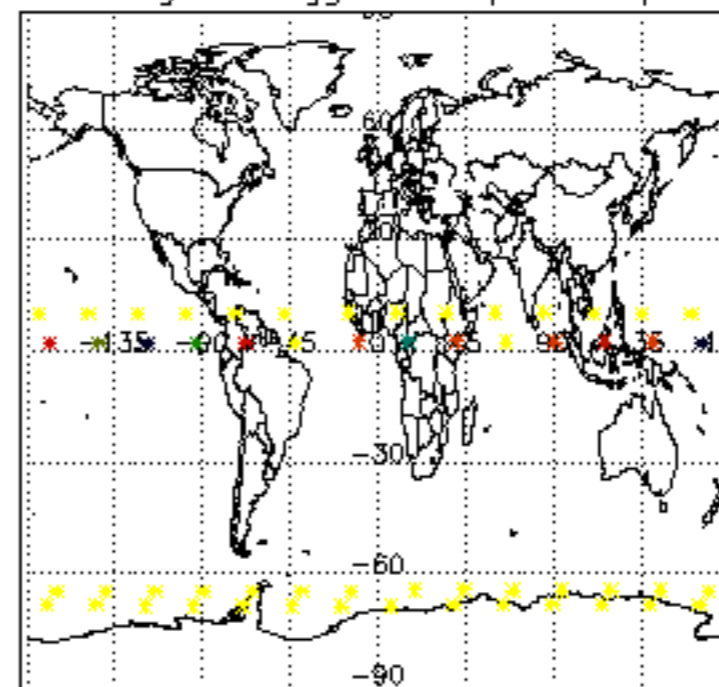
Type	Auxiliary Filename	Used since product	Used since product date
INST_PHYS_CHARACTERISTICS	GOM_INS_AXVIEC20091111_143220_20030716_120000_20500101_000000	1	05-APR-2006 00:00:21
LEVEL-2_PROC_CONFIG	GOM_PR2_AXVIEC20091111_152718_20020301_000000_20500101_000000	1	05-APR-2006 00:00:21
CROSS_SECTIONS_FILE	GOM_CRS_AXVIEC20091111_154832_20020301_000000_20500101_000000	1	05-APR-2006 00:00:21



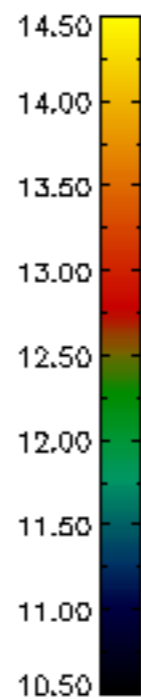
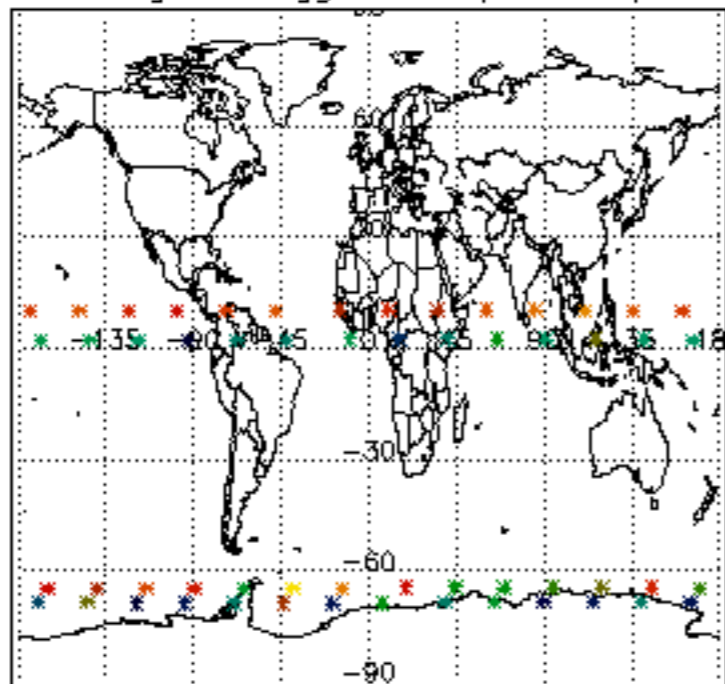
Percentage of flagged data per D3 profile



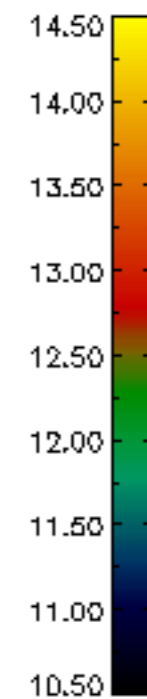
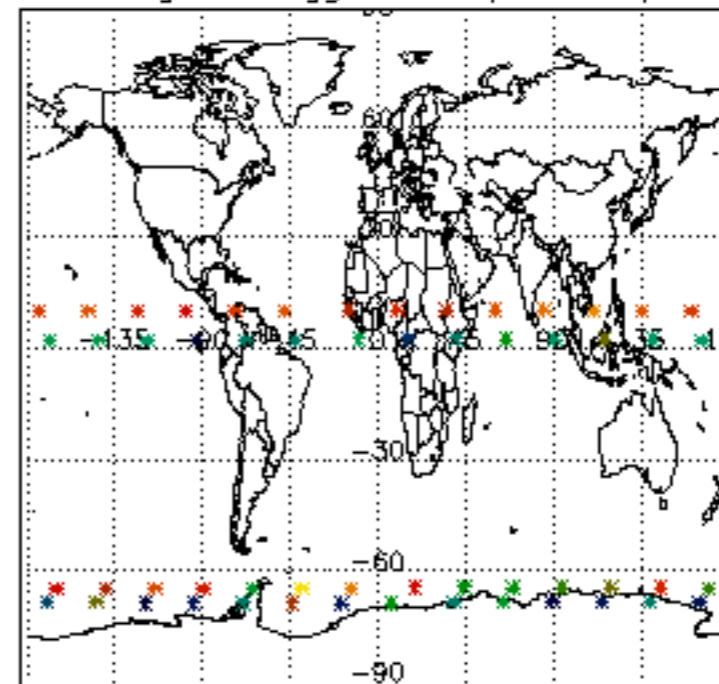
Percentage of flagged data per H2O profile



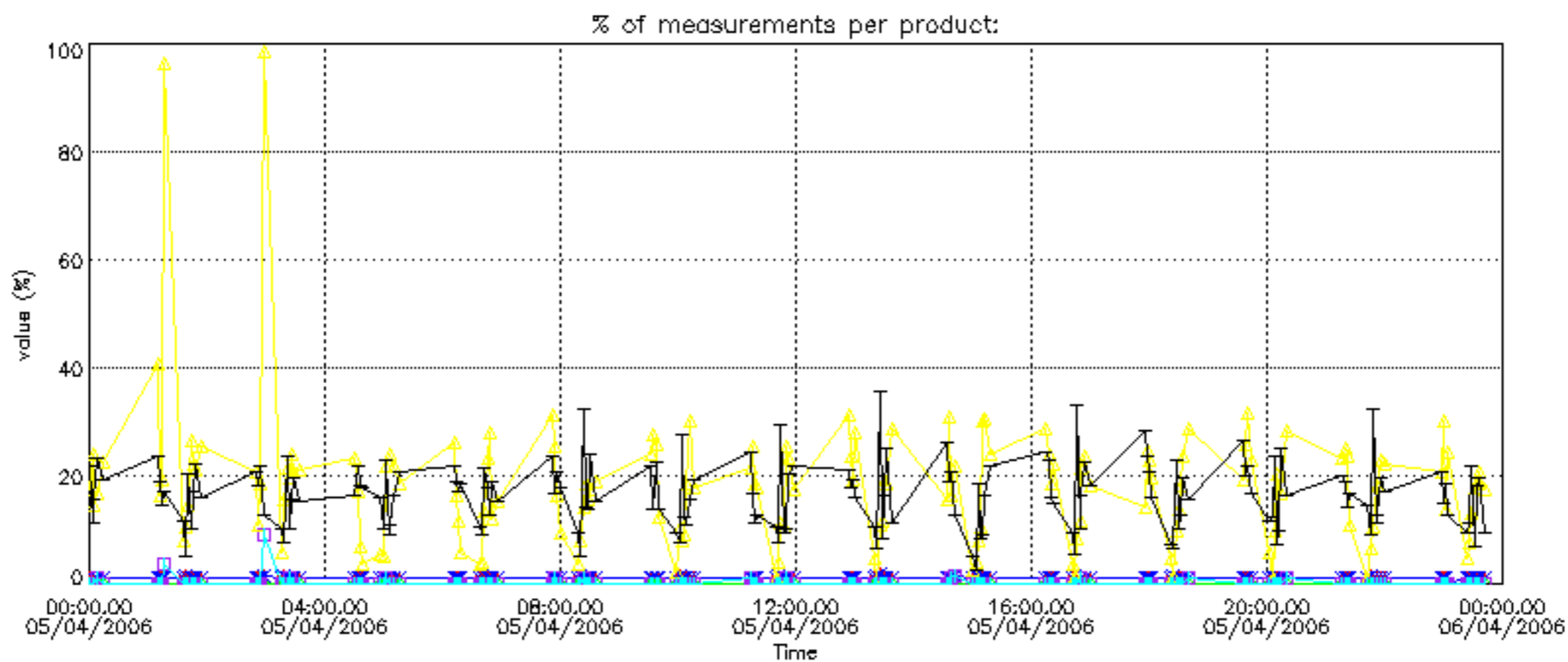
Percentage of flagged data per NO2 profile

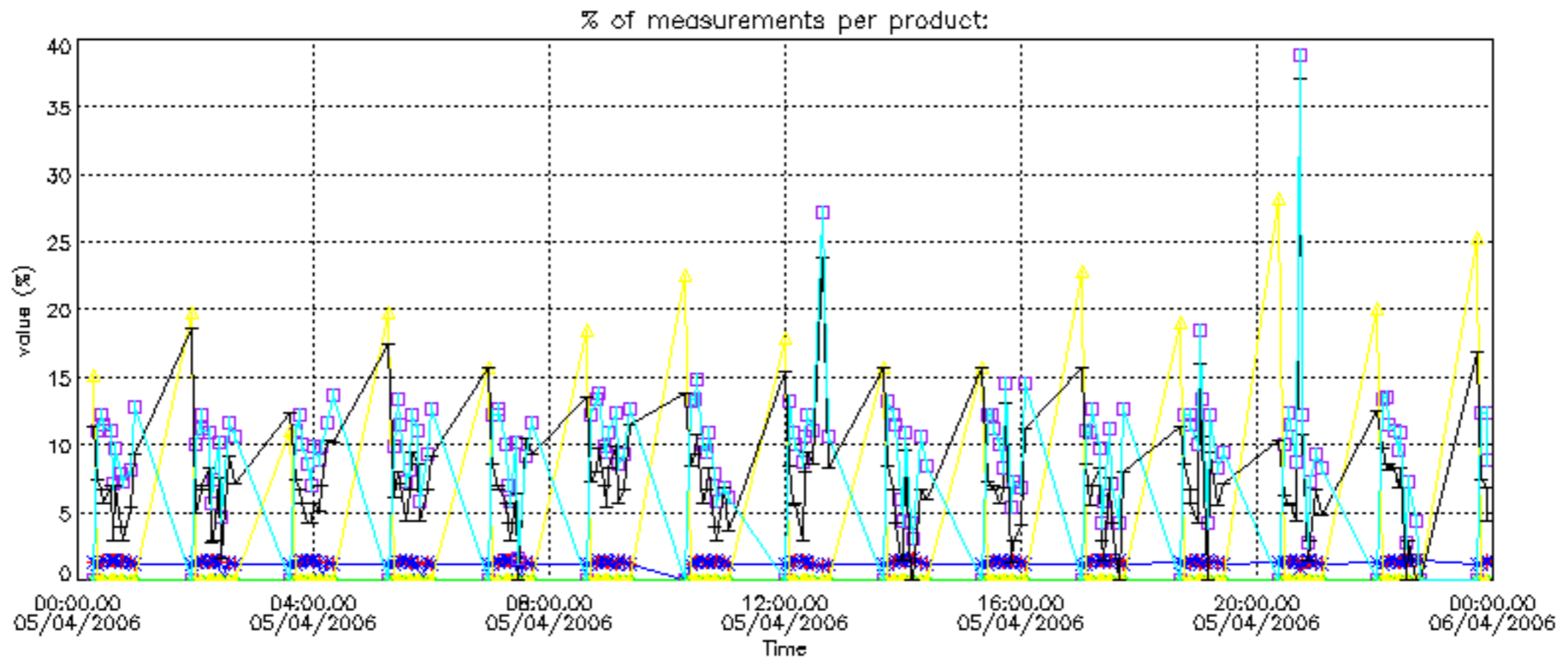


Percentage of flagged data per NO3 profile

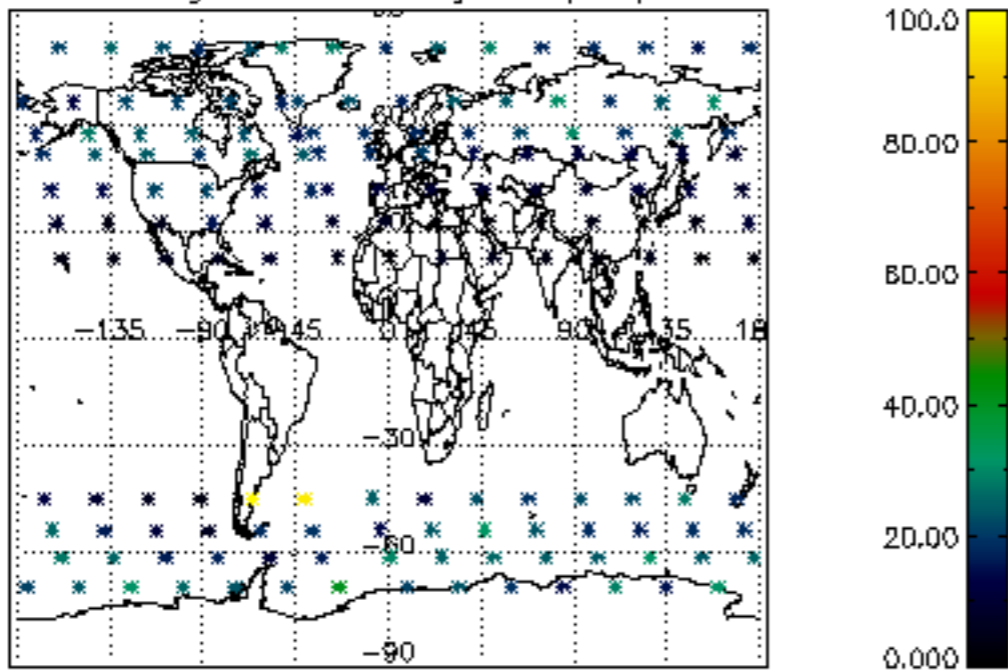




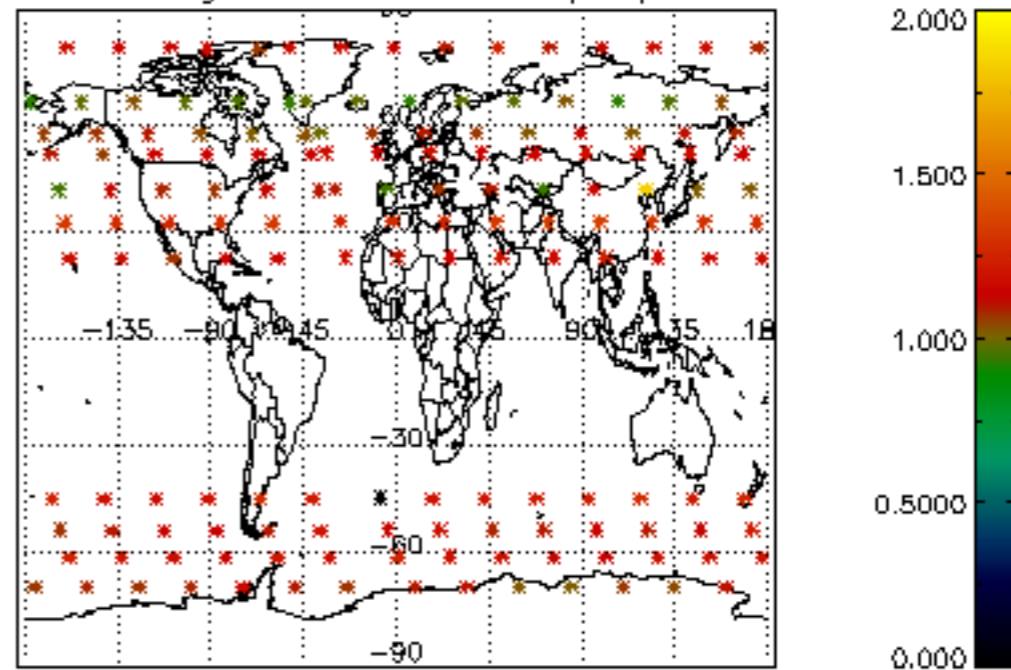




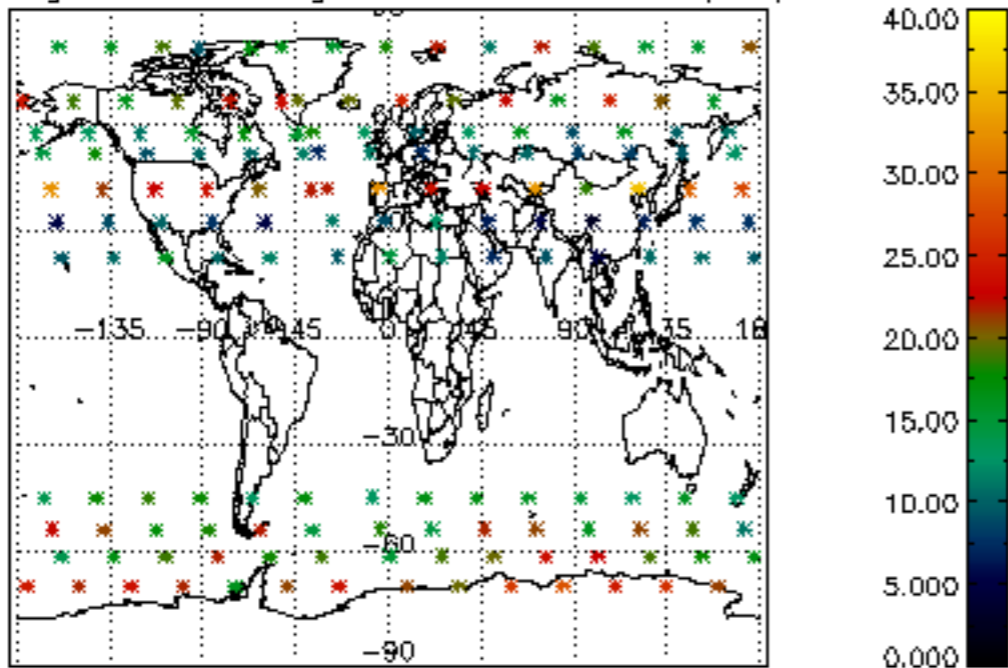
Percentage of cosmic ray hits per profile



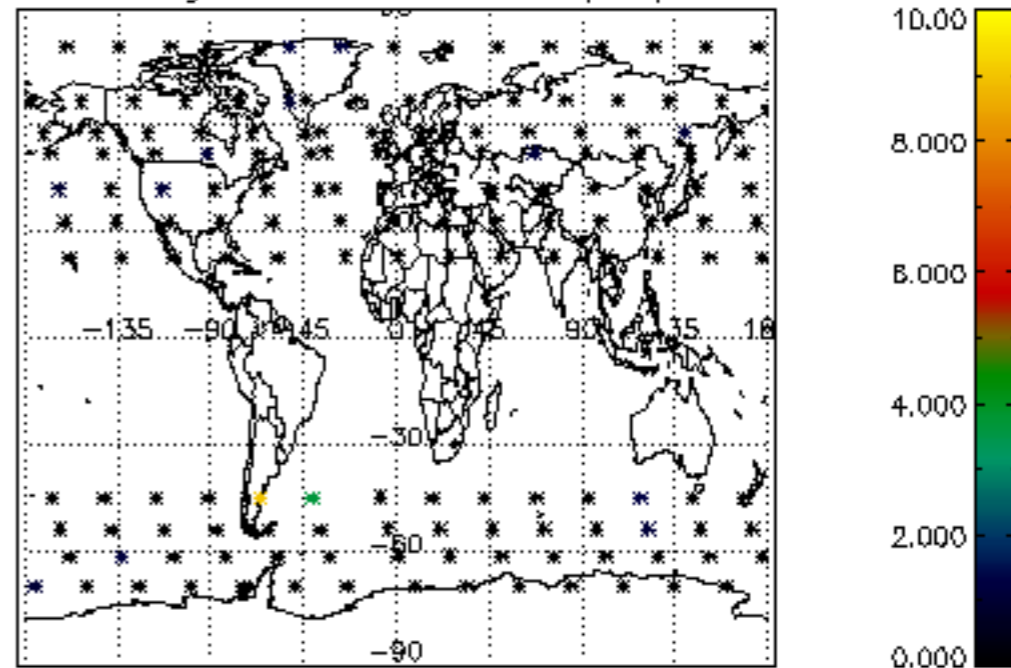
Percentage of datation errors per profile



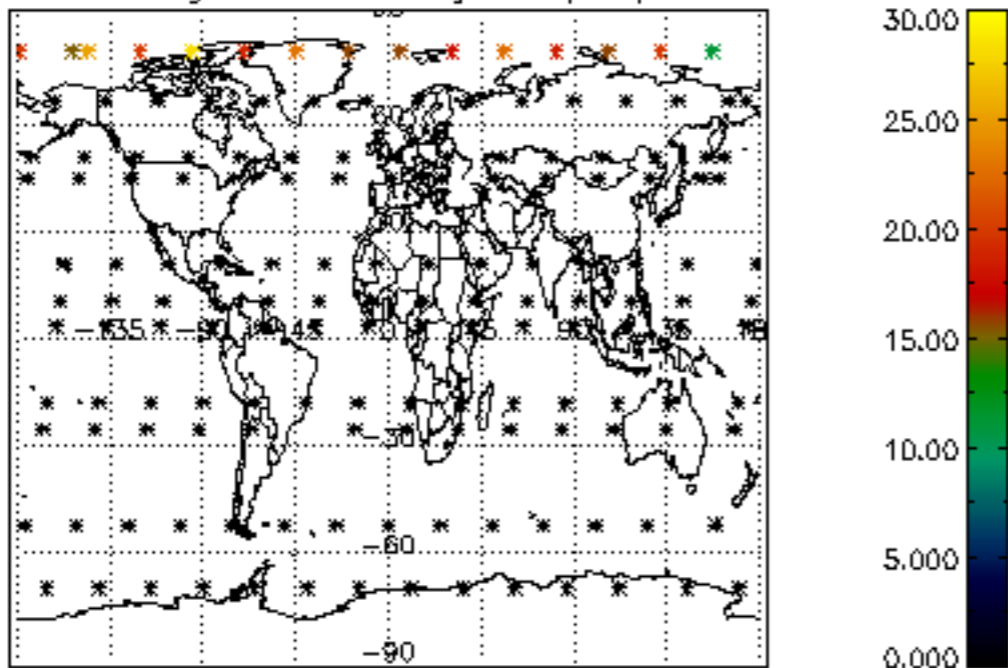
Percentage of star falling outside central band per profile



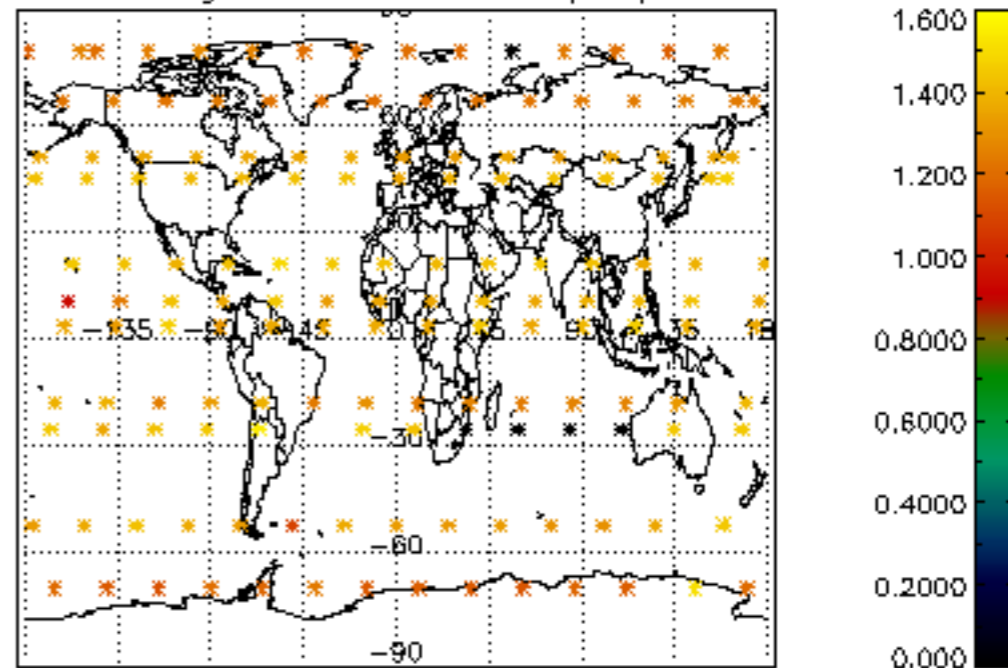
Percentage of saturation errors per profile



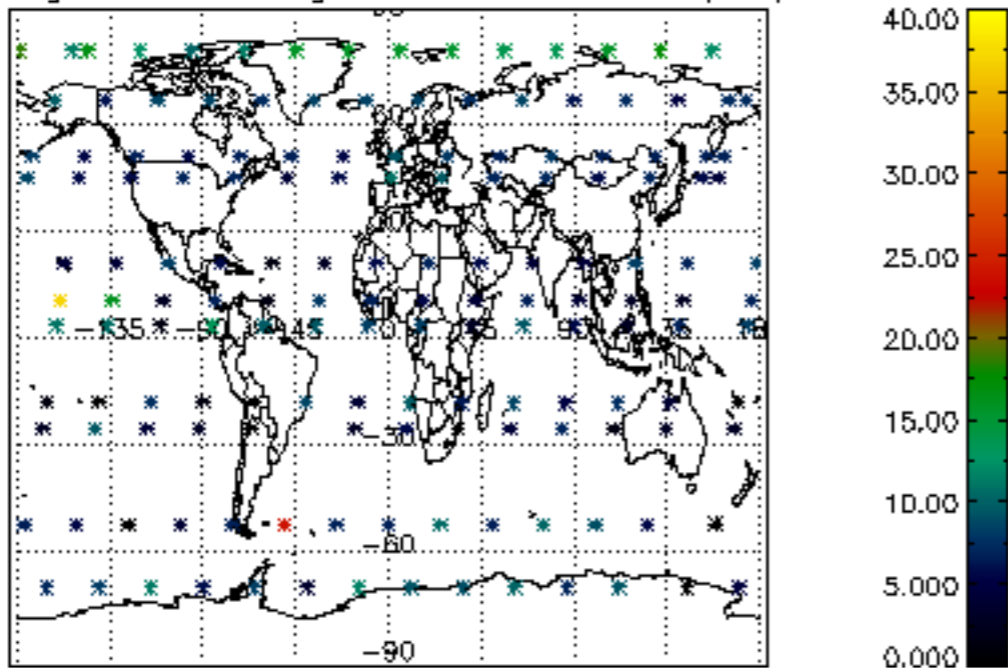
Percentage of cosmic ray hits per profile



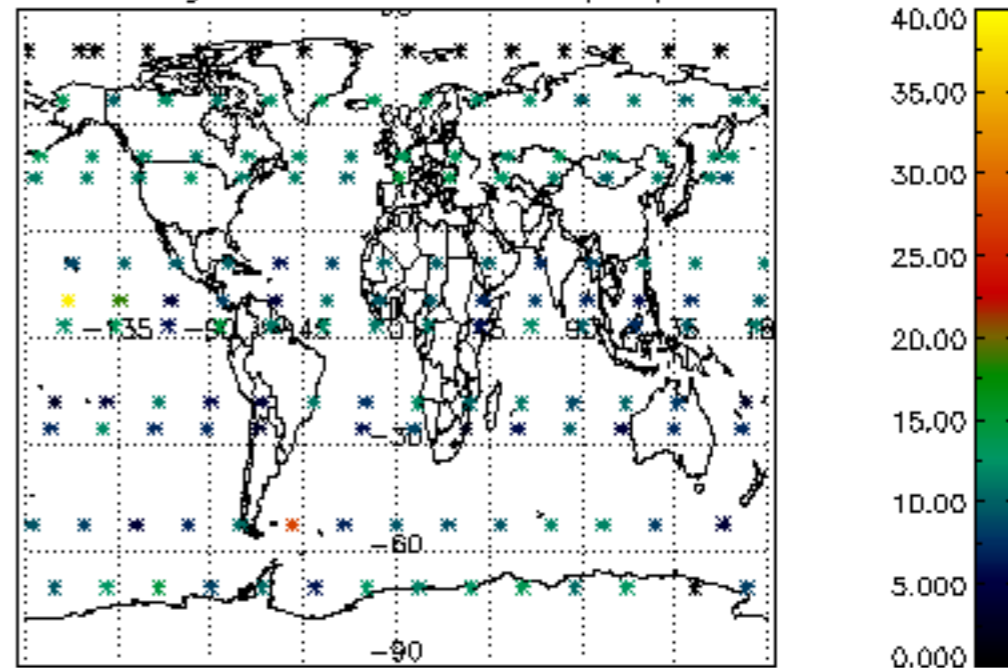
Percentage of datation errors per profile

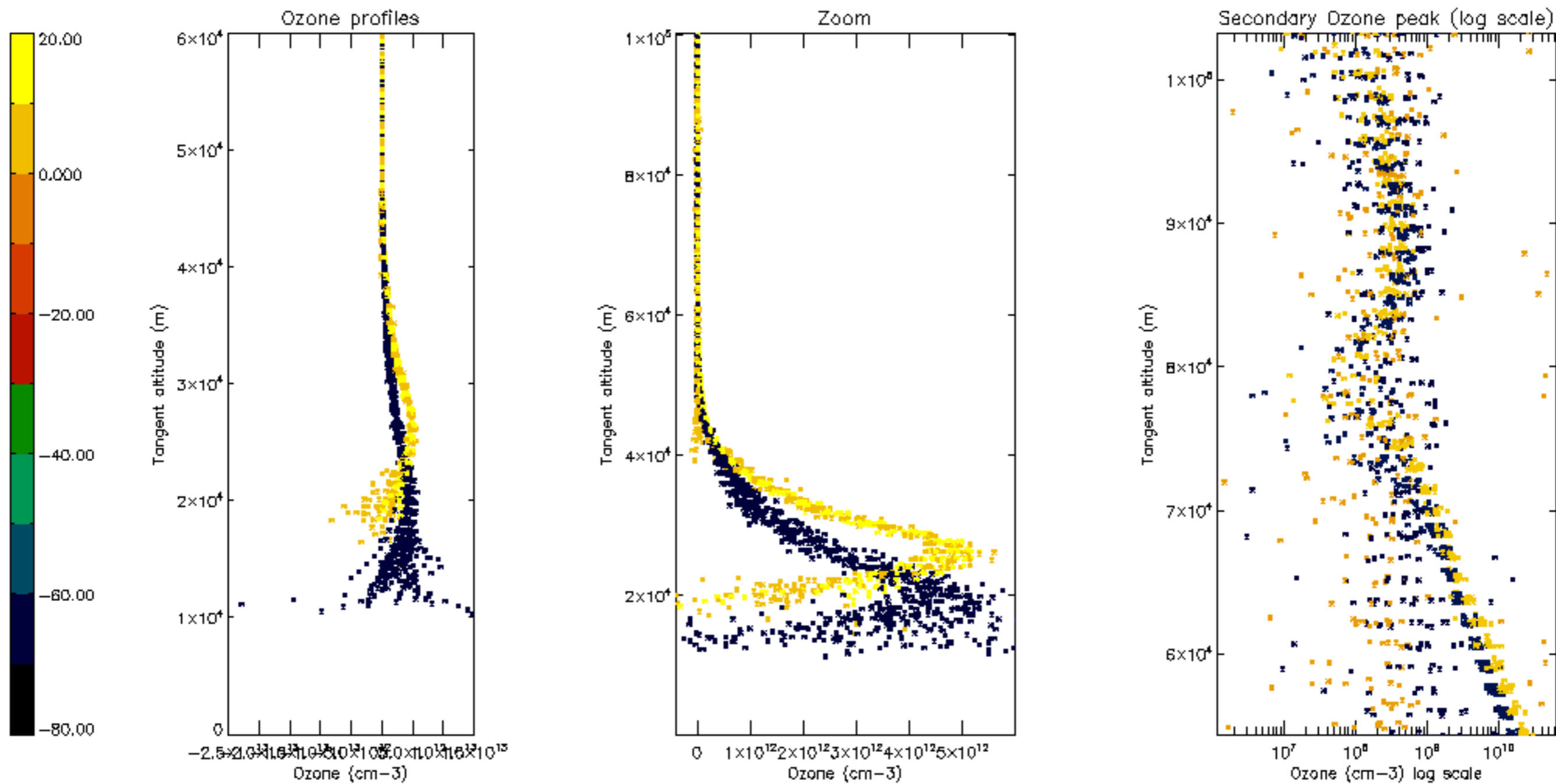


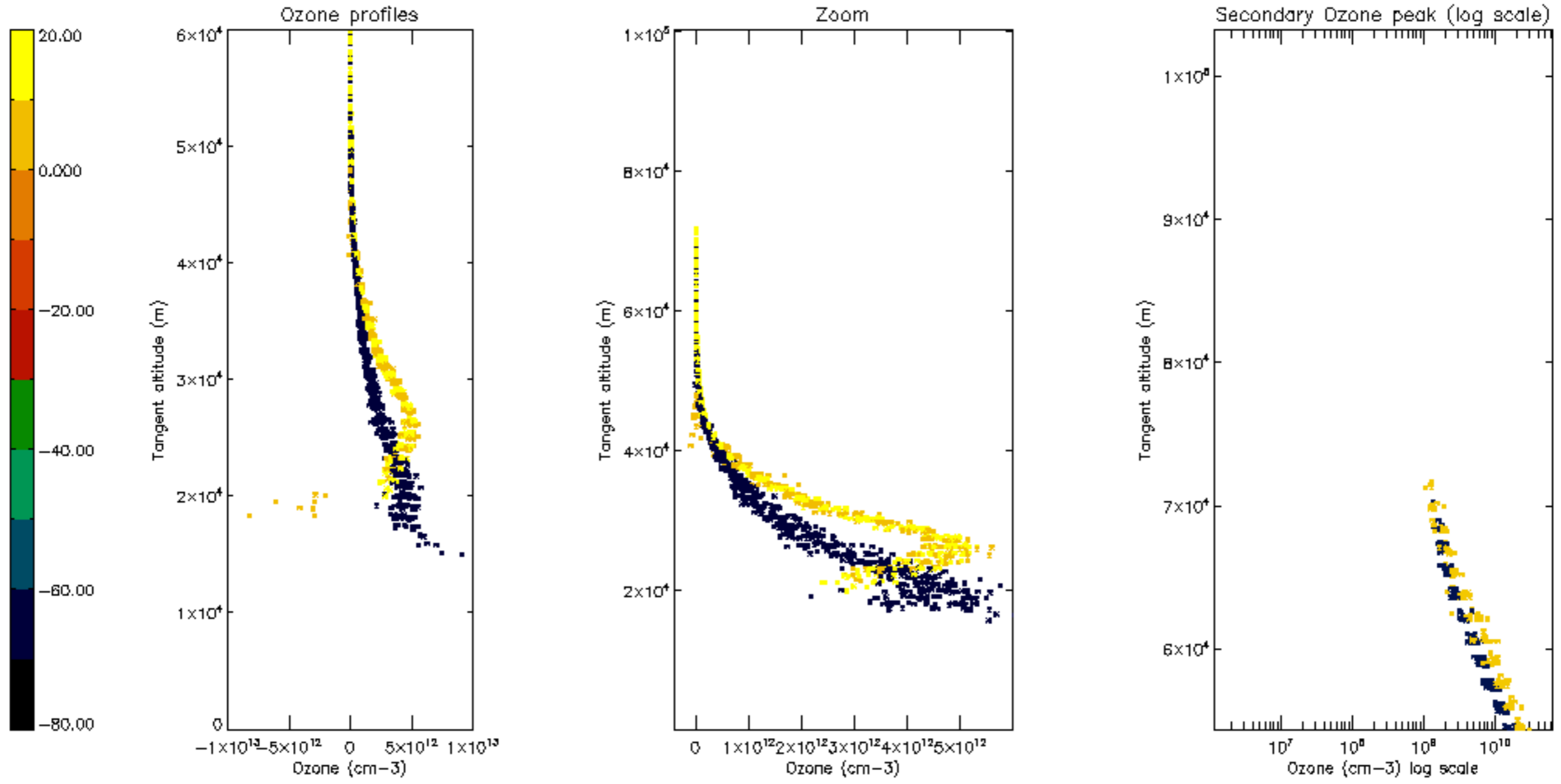
Percentage of star falling outside central band per profile

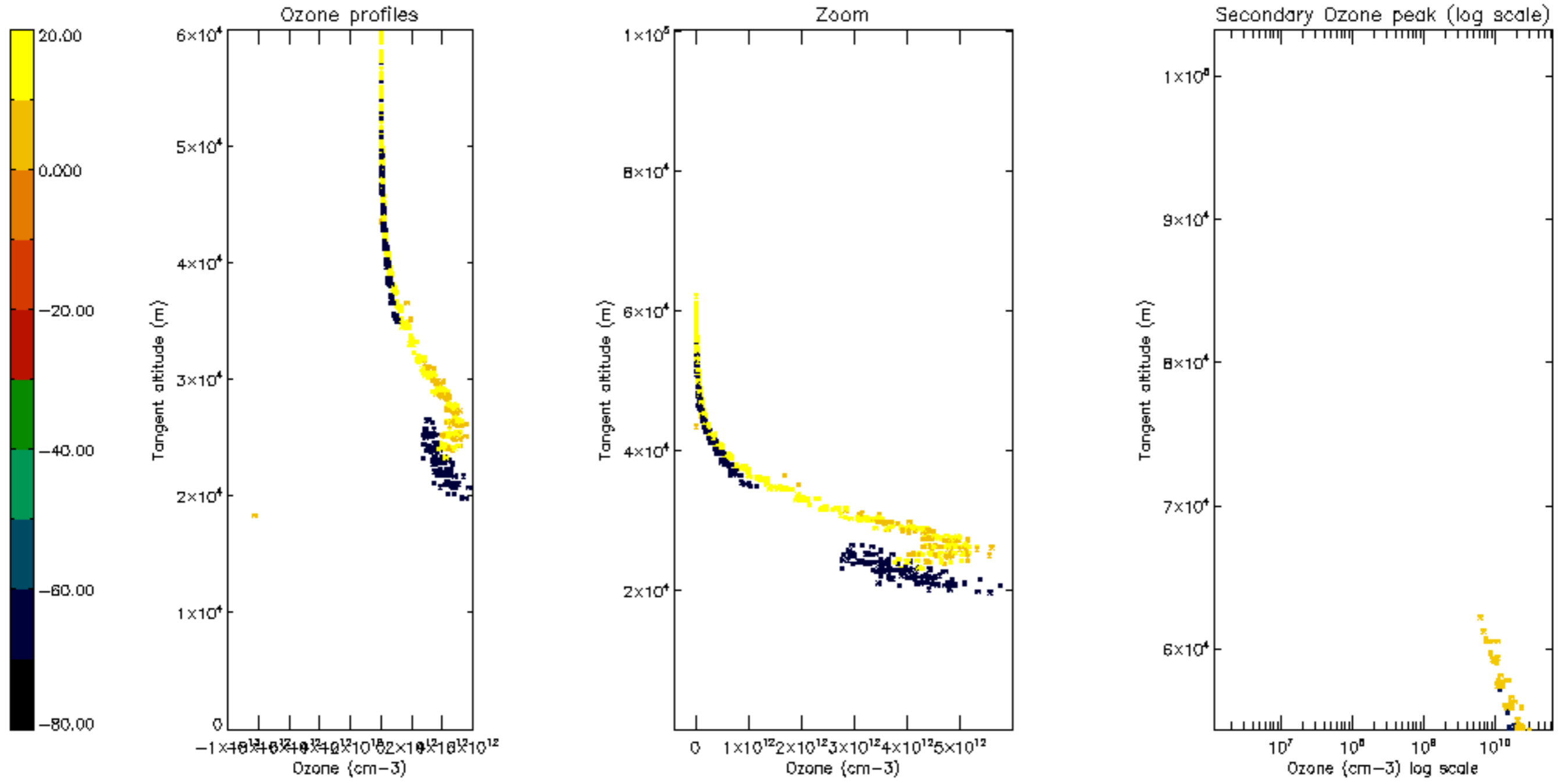


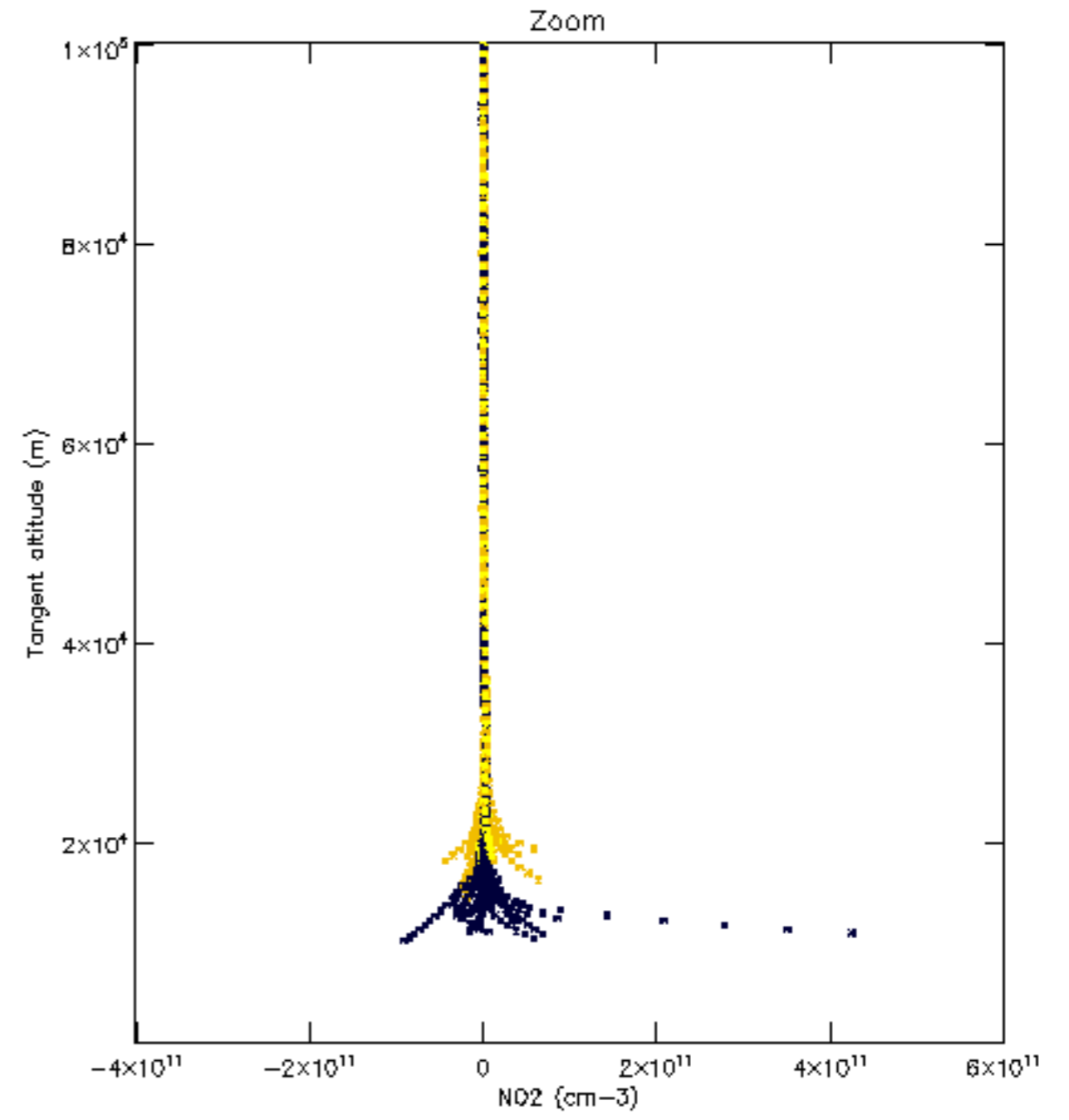
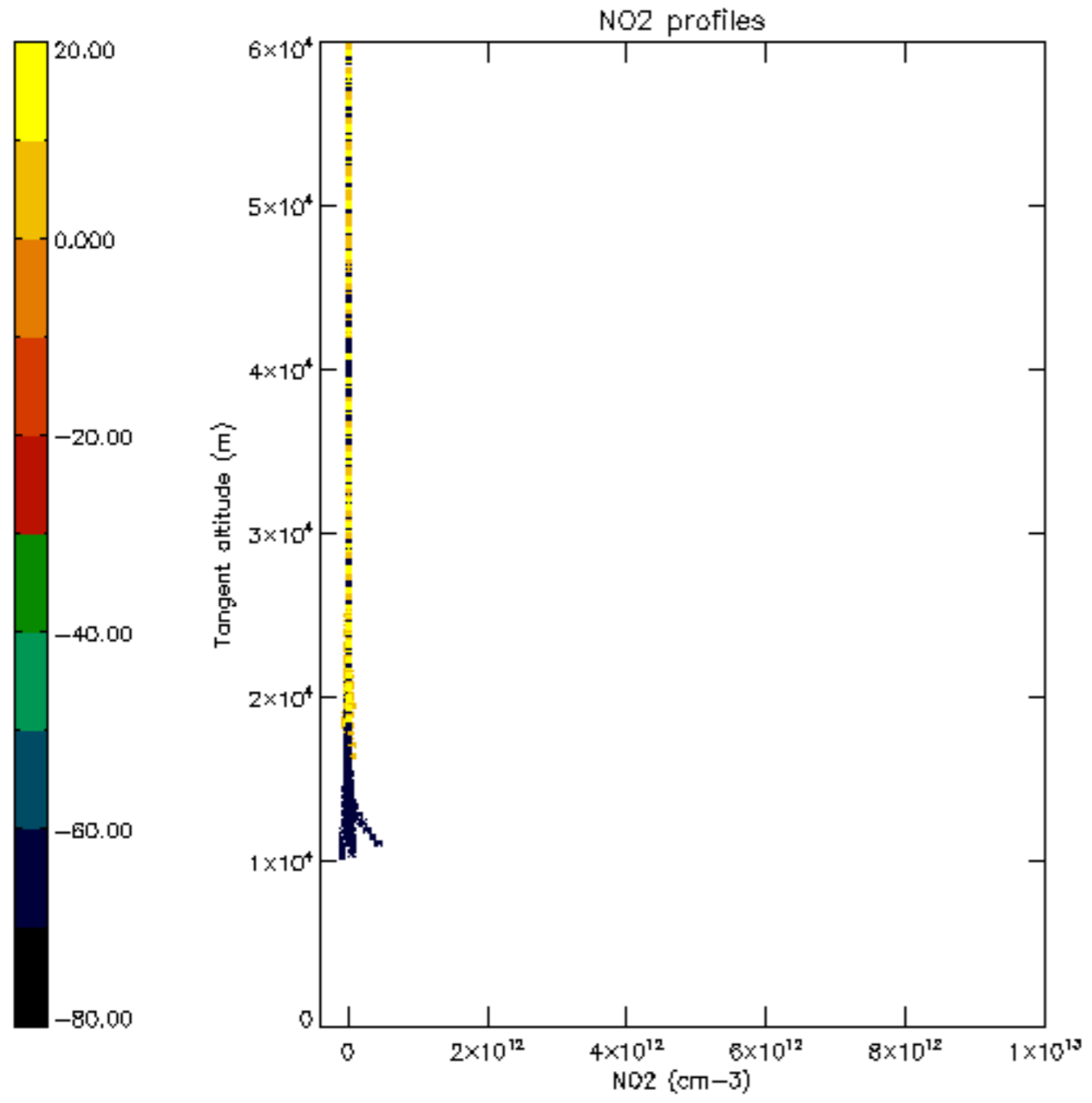
Percentage of saturation errors per profile



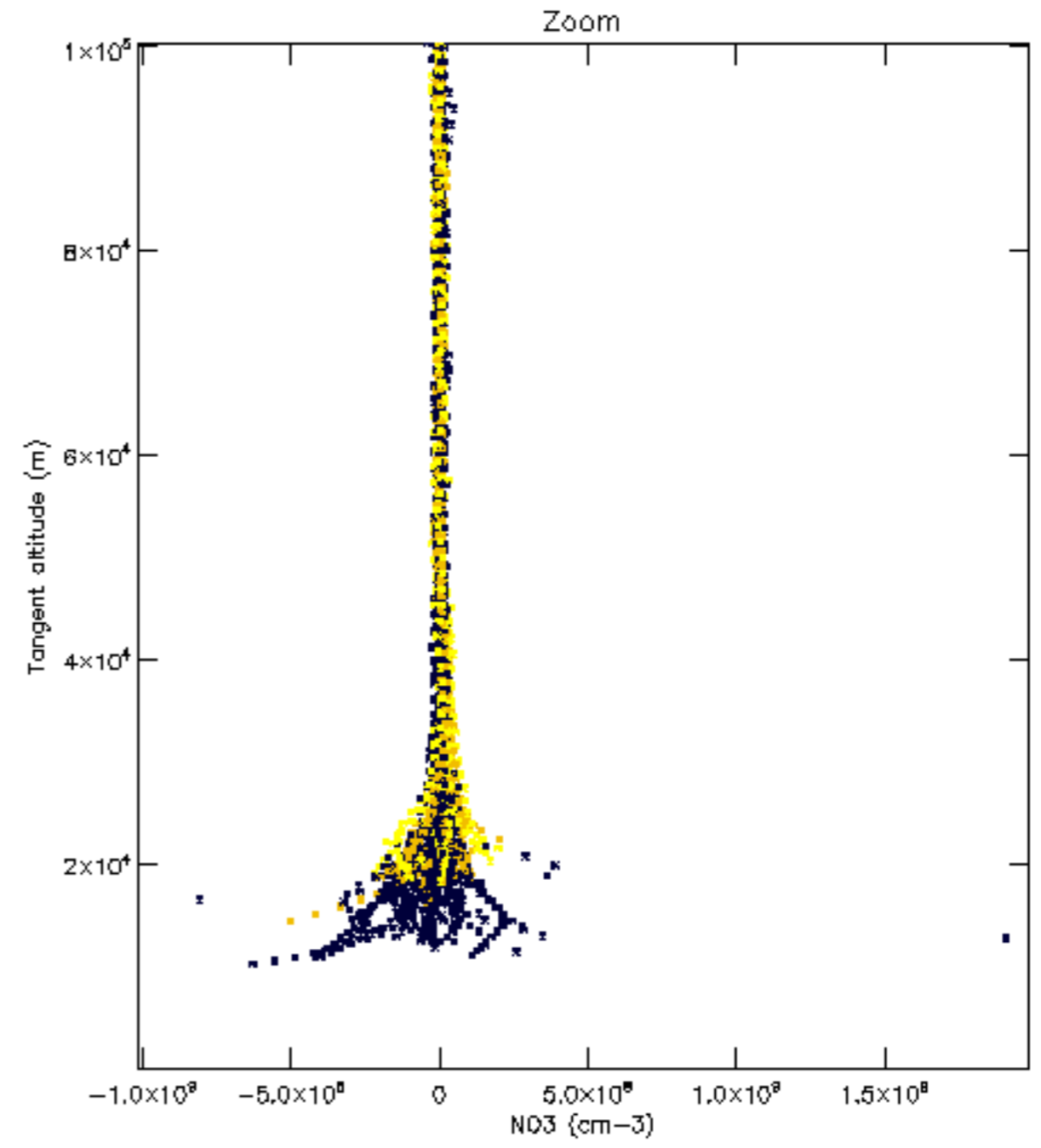
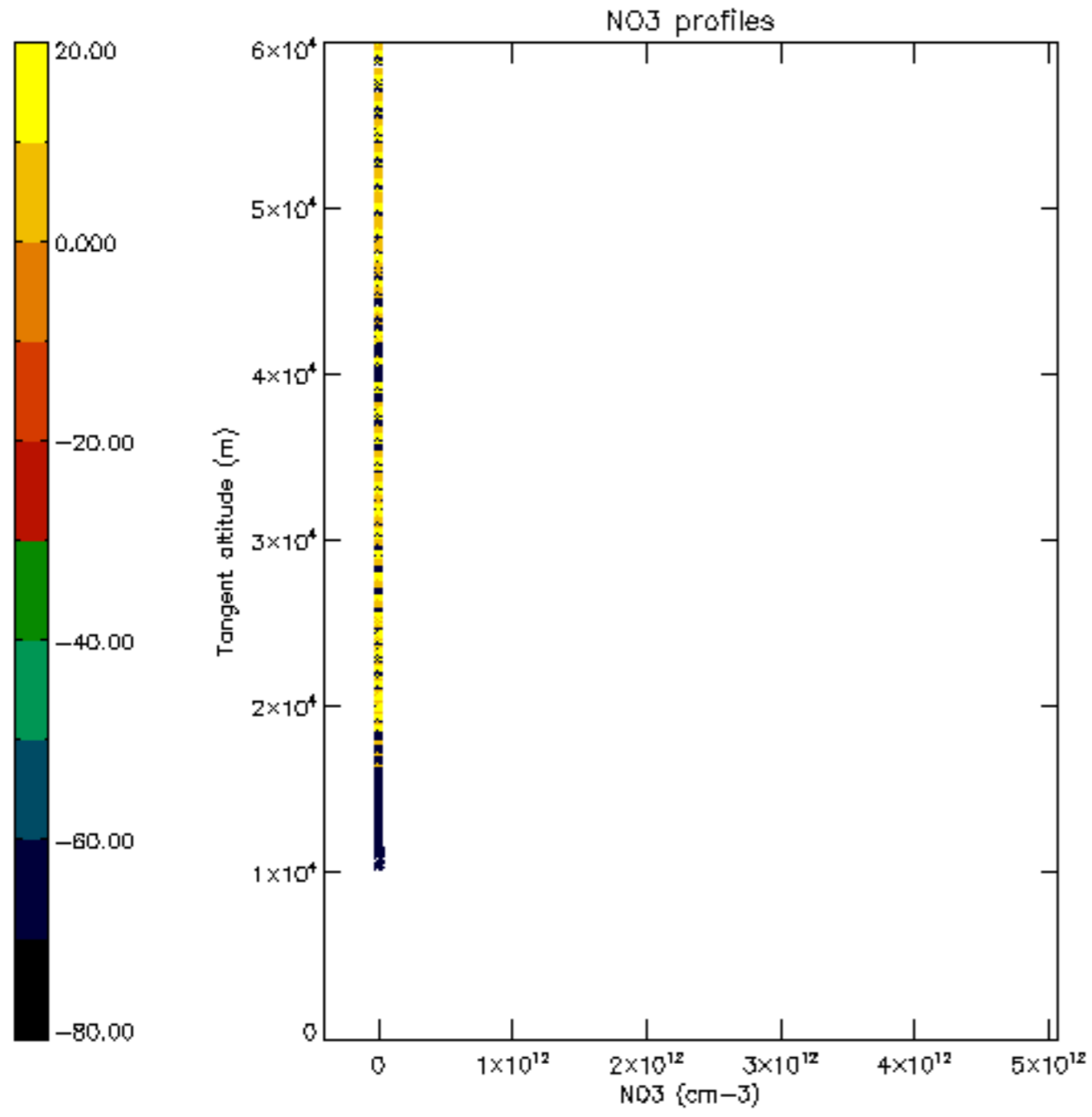


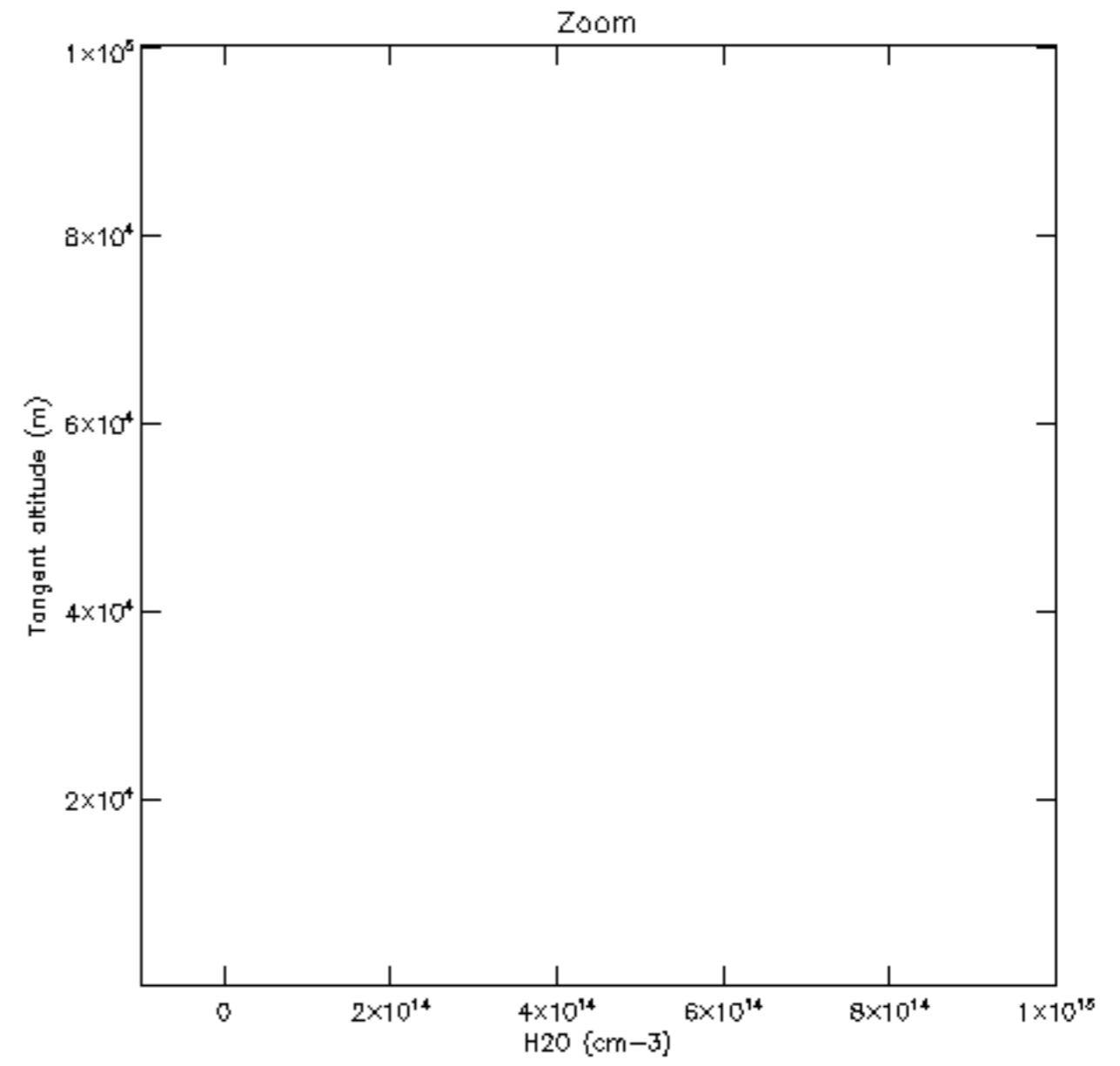
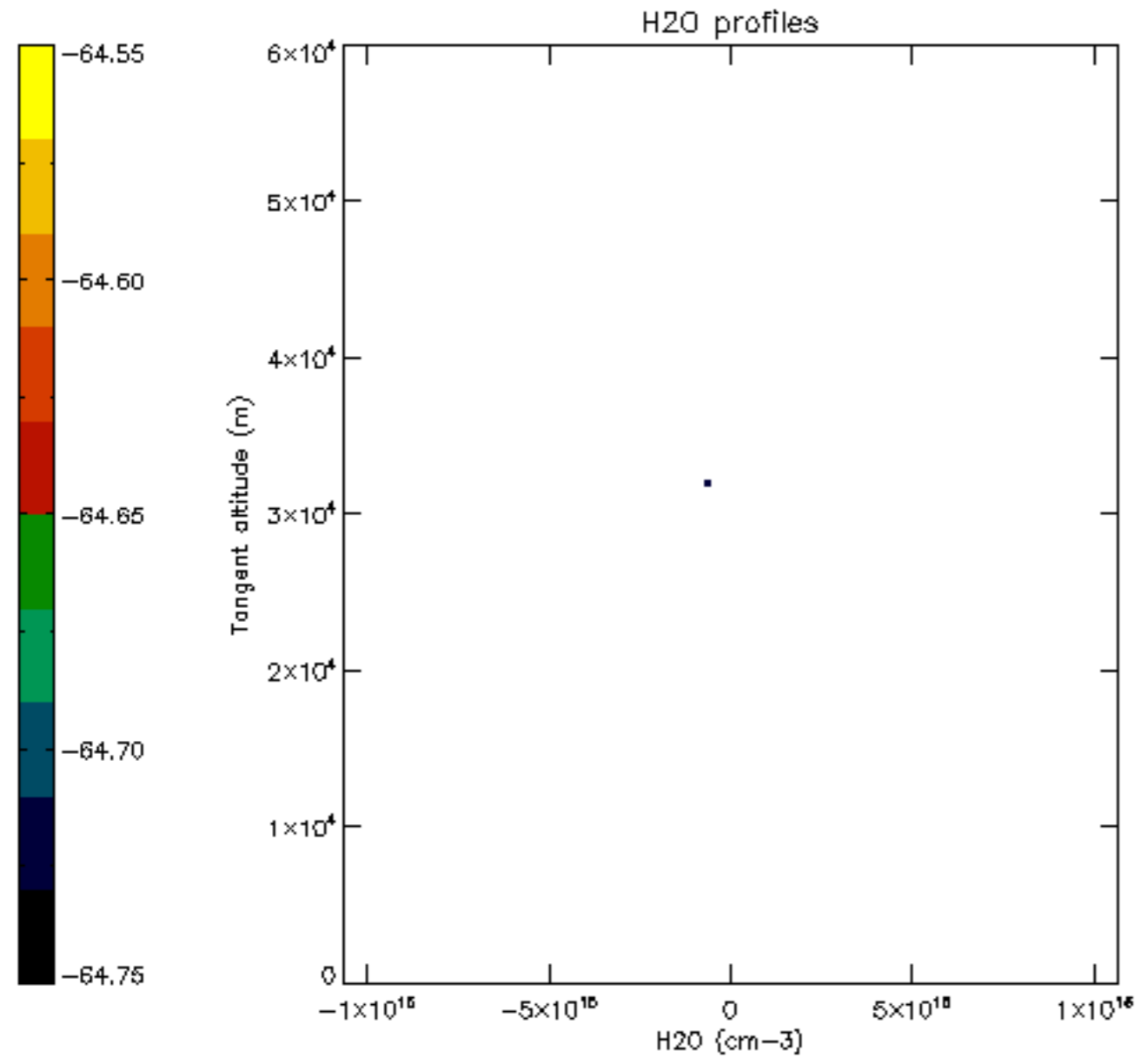


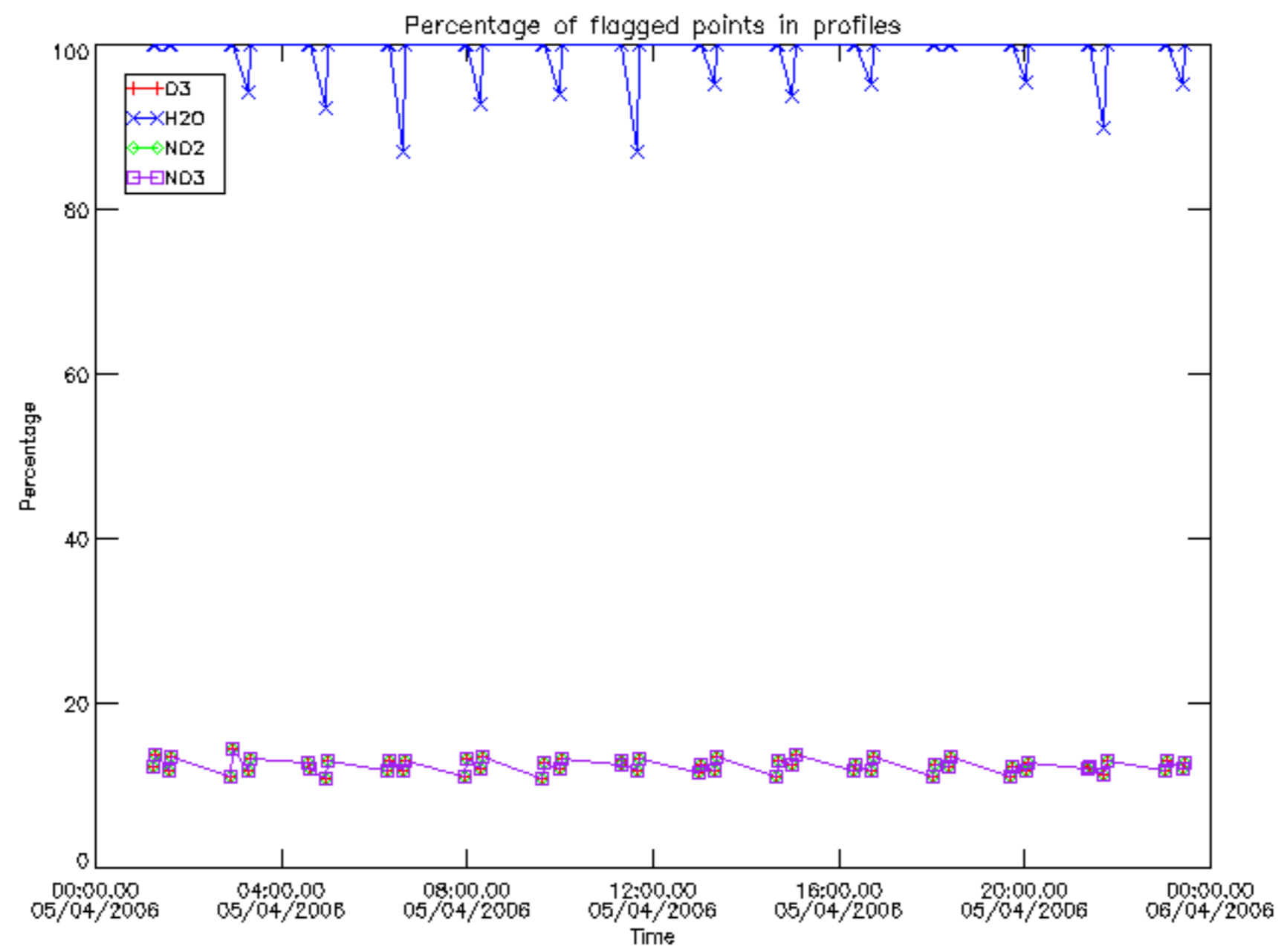




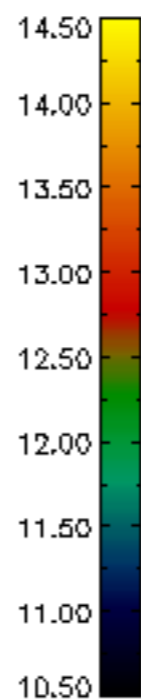
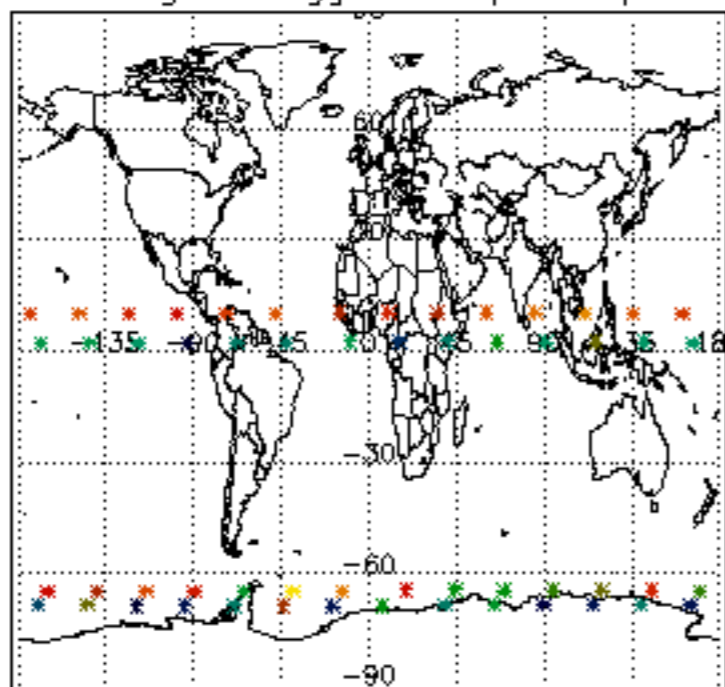




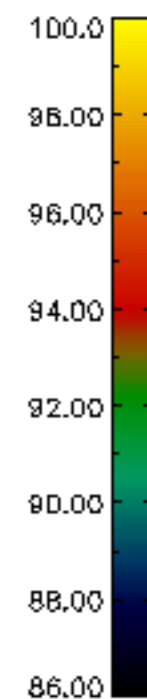
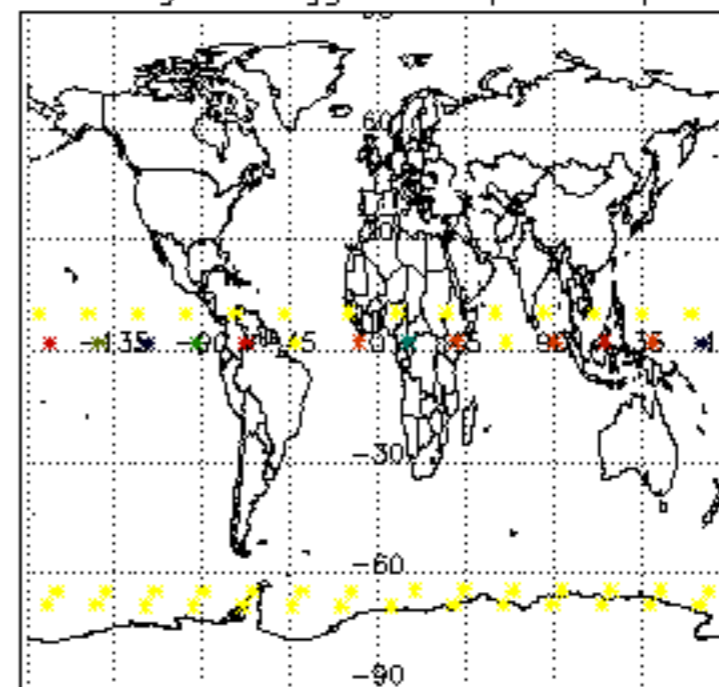




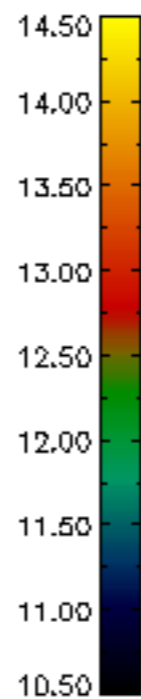
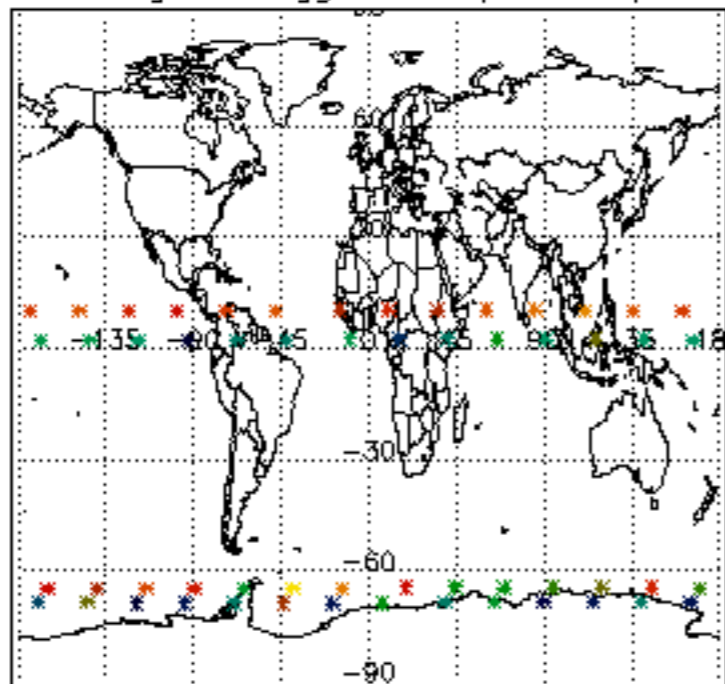
Percentage of flagged data per D3 profile



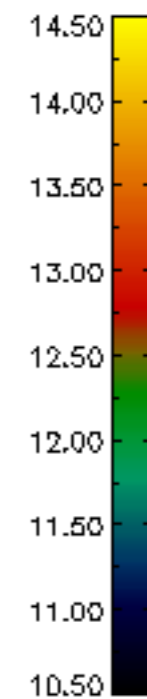
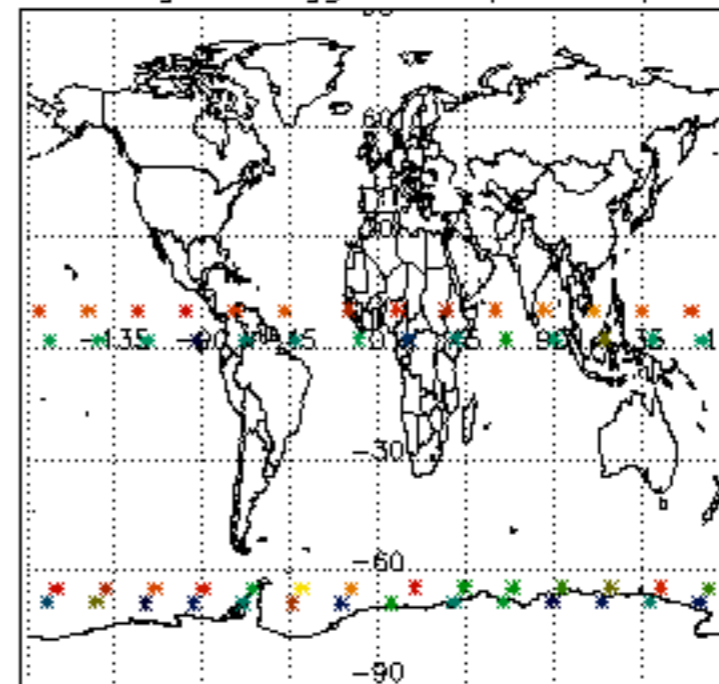
Percentage of flagged data per H2O profile

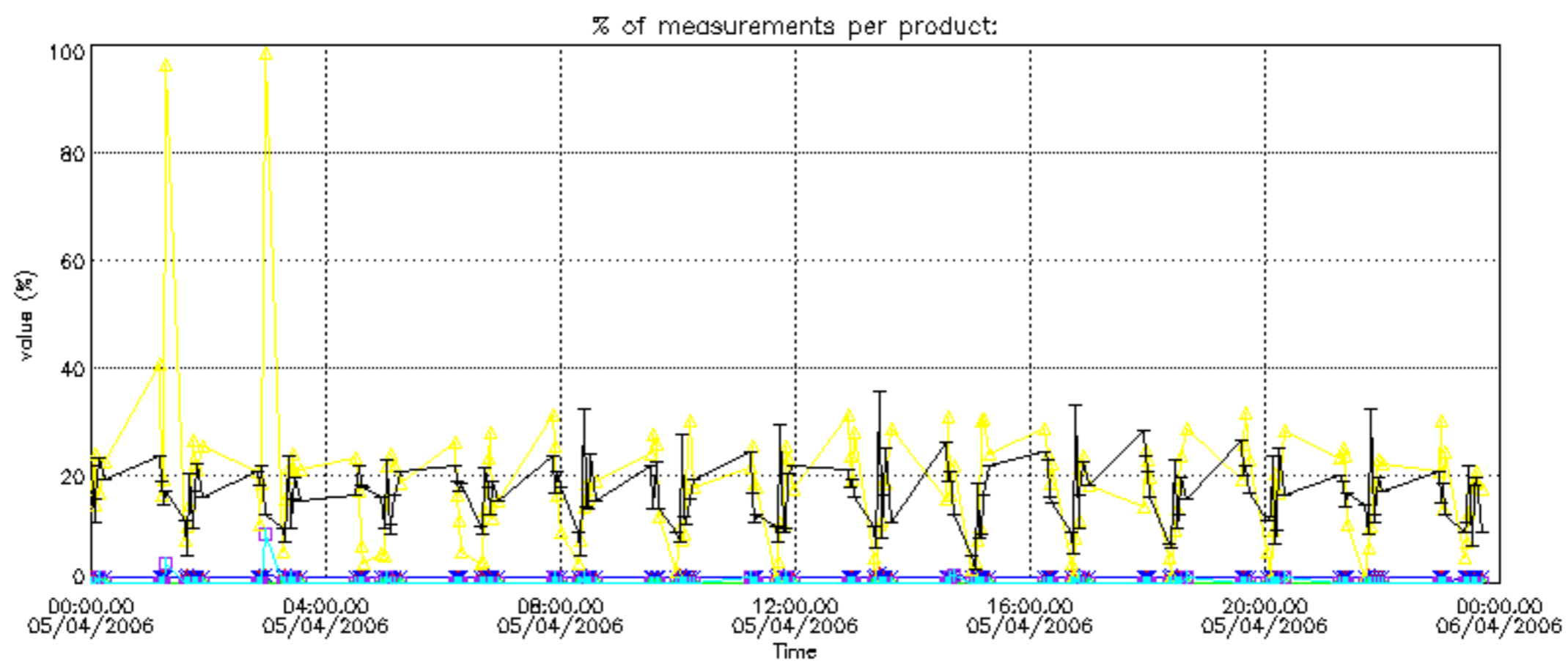
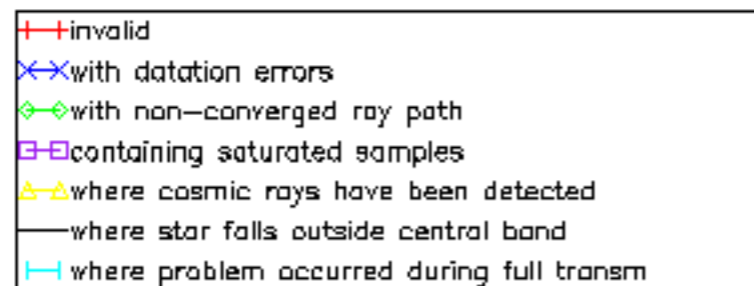


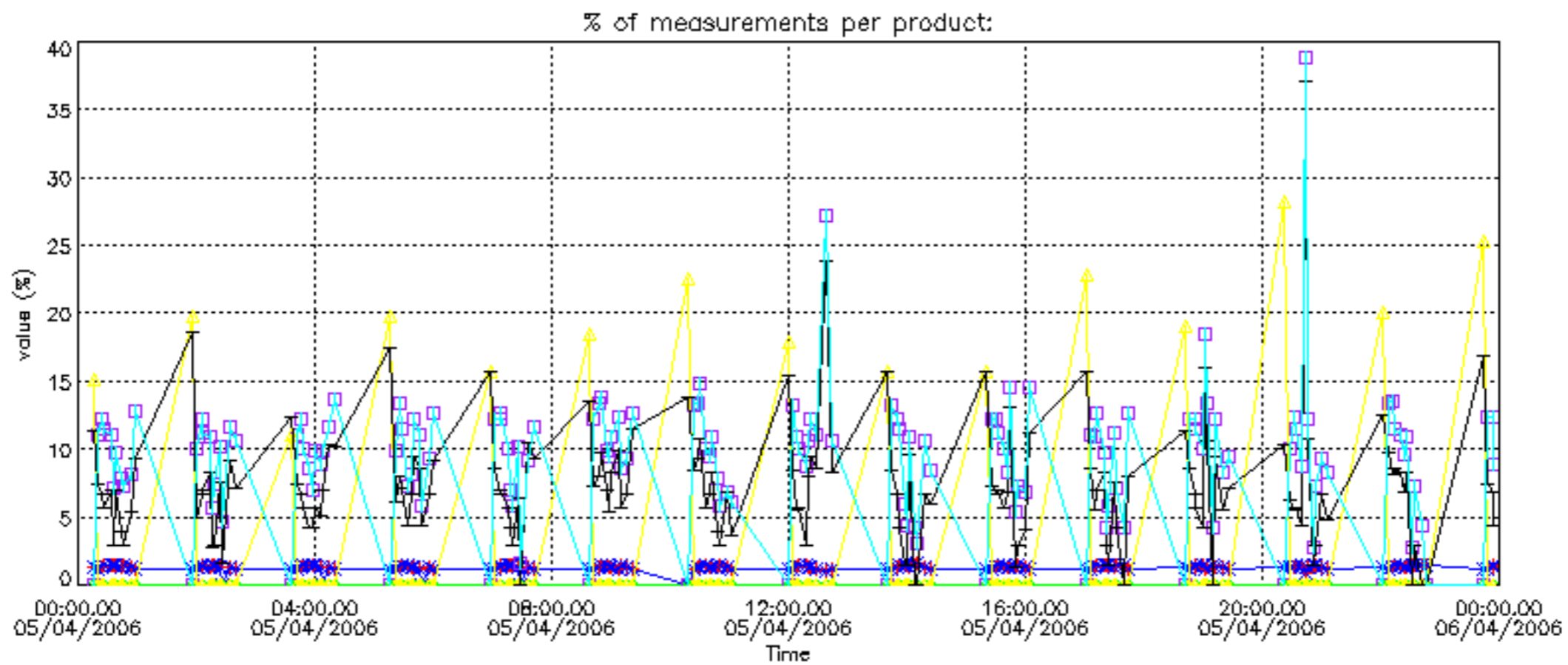
Percentage of flagged data per NO2 profile



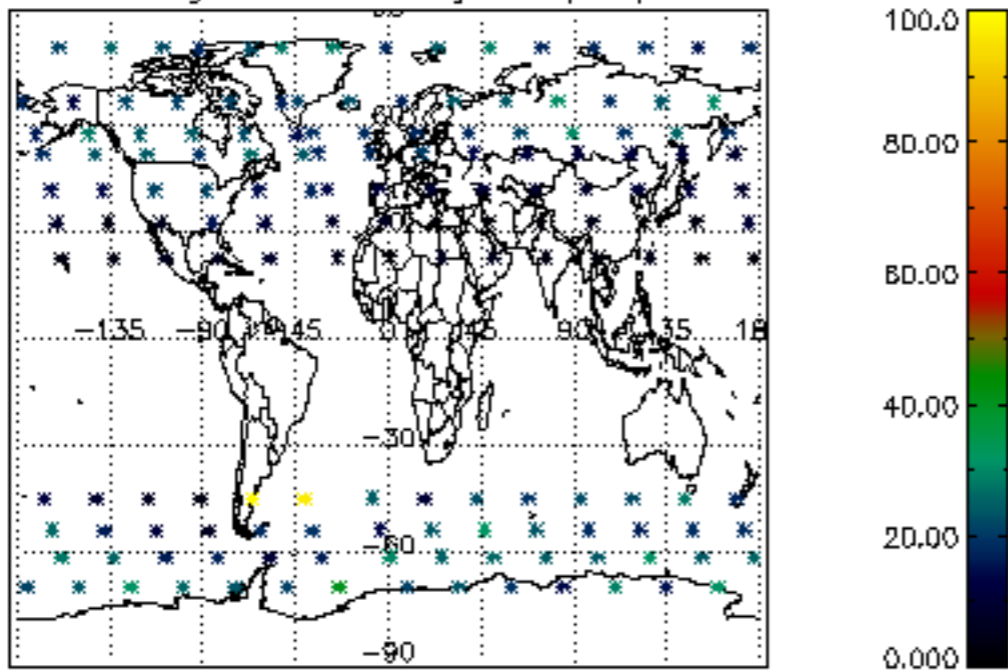
Percentage of flagged data per NO3 profile



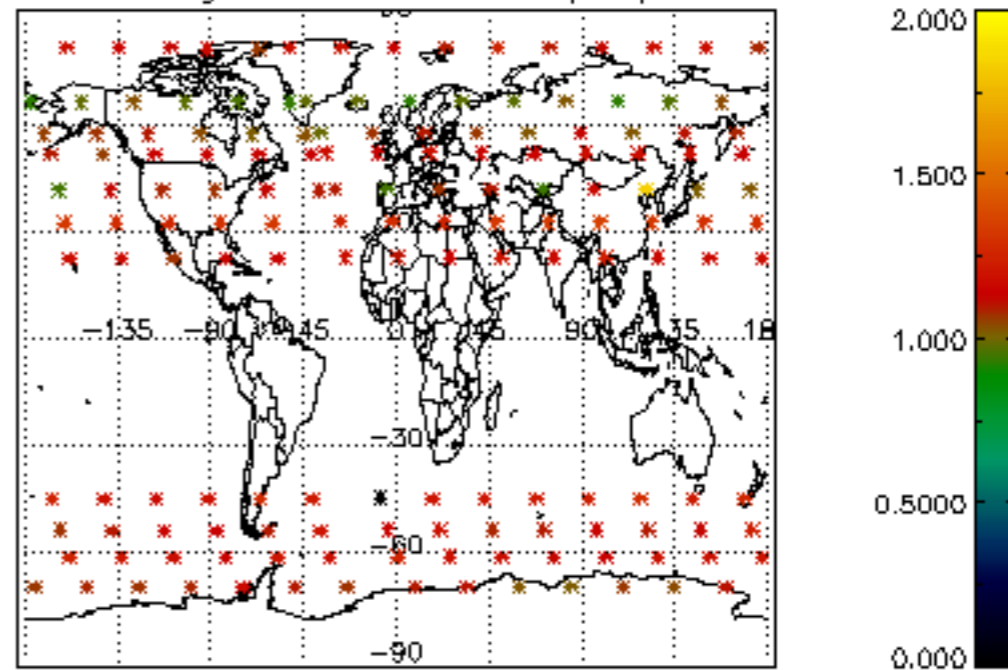




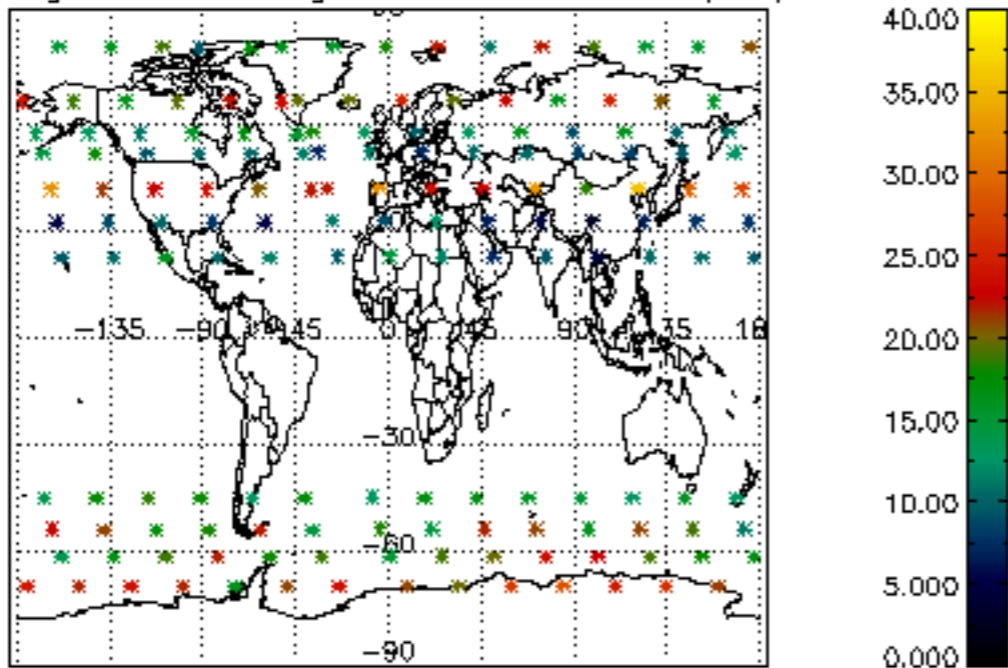
Percentage of cosmic ray hits per profile



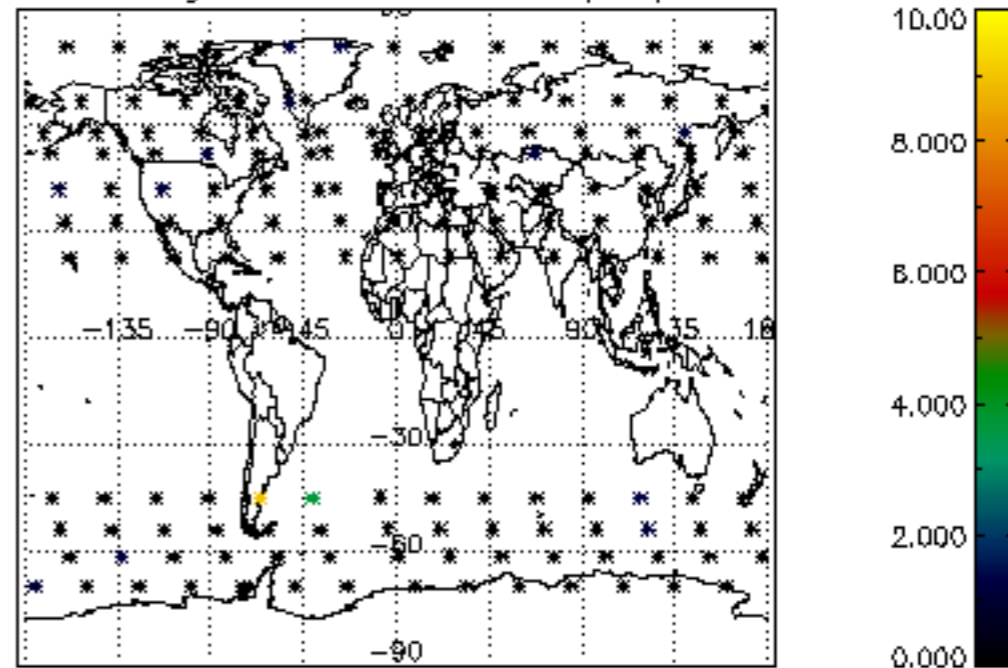
Percentage of datation errors per profile



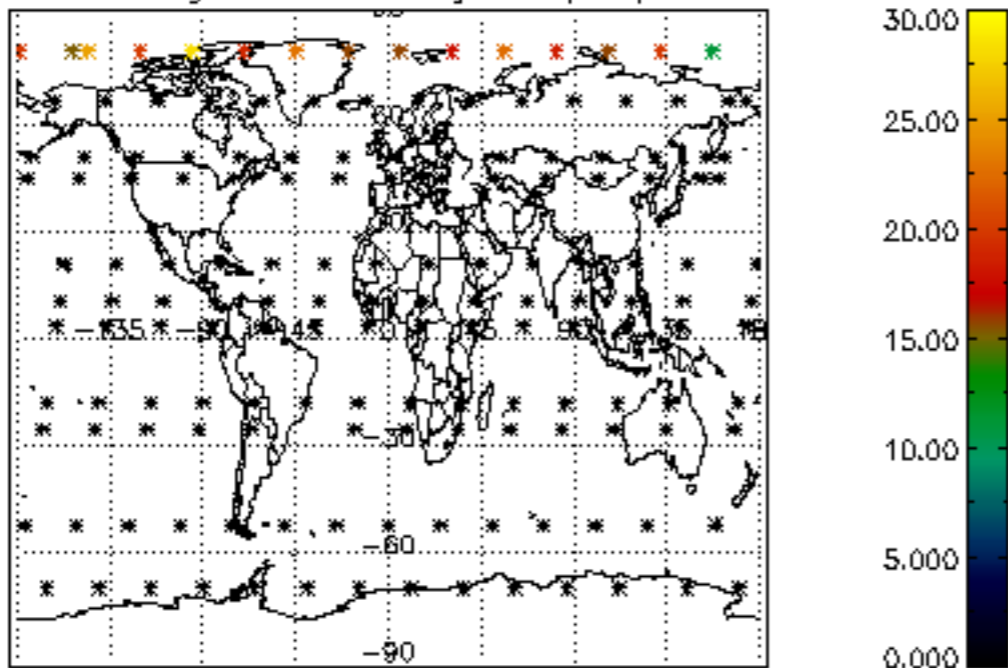
Percentage of star falling outside central band per profile



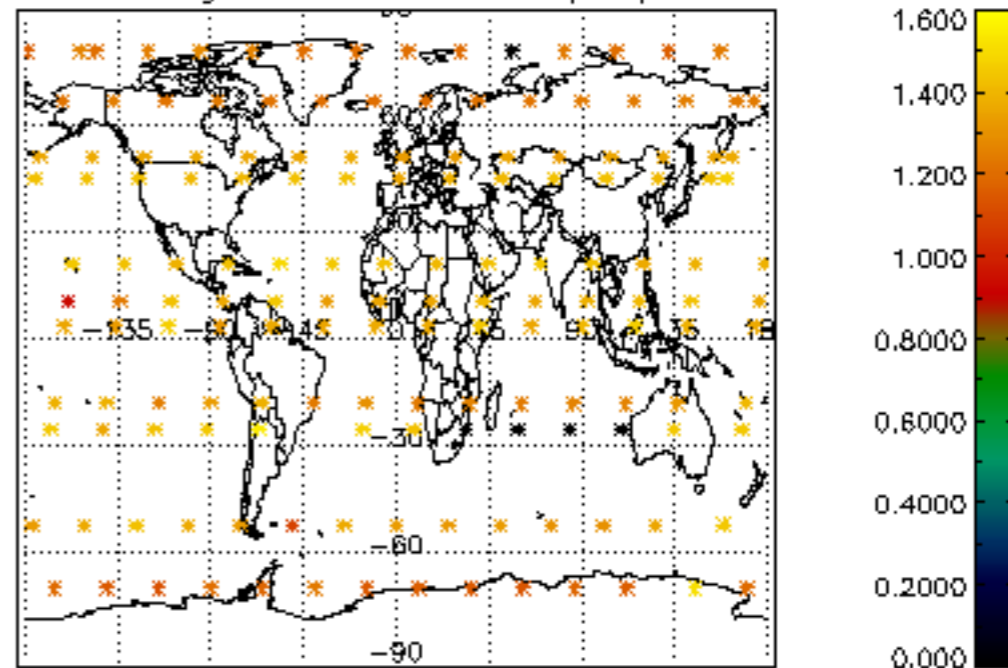
Percentage of saturation errors per profile



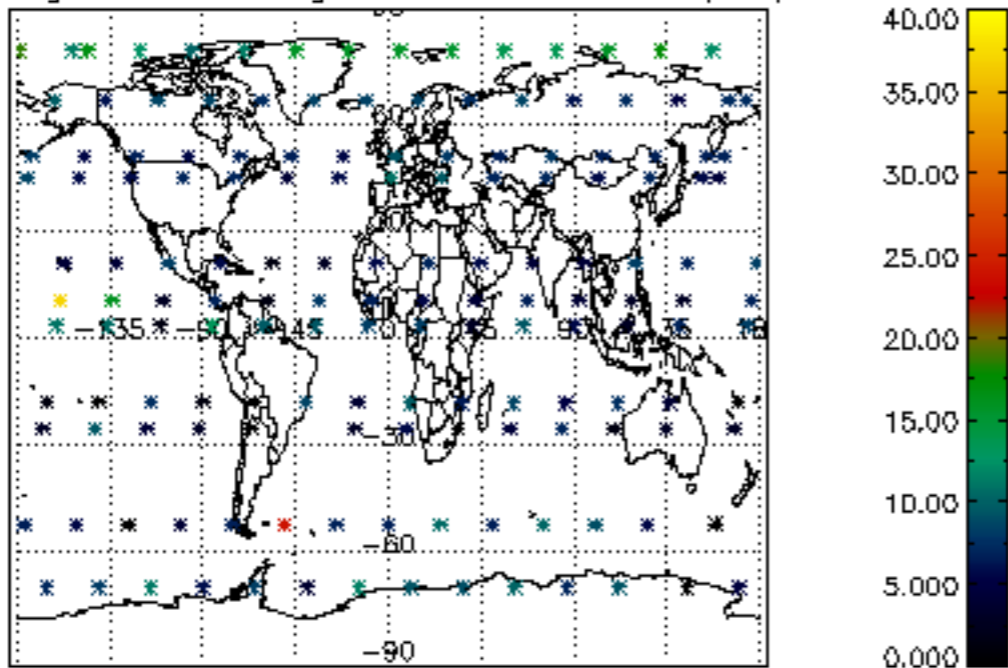
Percentage of cosmic ray hits per profile



Percentage of datation errors per profile



Percentage of star falling outside central band per profile



Percentage of saturation errors per profile

