

GOMOS Level 2 Daily Report

SUMMARY

[1. General Info](#)

[2. Summary of processed GOM_NL_2P products](#)

[3. Level 2 Quality information per product](#)

[3.1 Plot of level 2 quality information per product \(time dependant\)](#)

[3.2 Plot of level 2 quality information per product \(world map\)](#)

[4. Level 1 Quality information per product \(stored on level 2 products\)](#)

[4.1 Plot of level 1 quality information per product \(time dependant\)](#)

[4.1.1 Plot of level 1 quality information per product \(time dependant\): ASCENDING](#)

[4.1.2 Plot of level 1 quality information per product \(time dependant\): DESCENDING](#)

[4.2 Plot of level 1 quality information per product \(world map\)](#)

[4.2.1 Plot of level 1 quality information per product \(world map\): ASCENDING](#)

[4.2.2 Plot of level 1 quality information per product \(world map\): DESCENDING](#)

[5. Ozone profiles based on quality statistics and other trace gas profiles](#)

[5.1 Ozone statistics based on quality of products](#)

[5.2 Plot ozone profiles for all STD \(dark without errors\)](#)

[5.3 Plot ozone profiles where STD < 20% \(dark without errors\)](#)

[5.4. Plot ozone profiles where STD < 10% \(dark without errors\)](#)

[5.5. Plot ozone profiles where STD < 5% \(dark without errors\)](#)

[5.6 Plot NO2 profiles for all STD \(dark without errors\)](#)

[5.7 Plot NO3 profiles for all STD \(dark without errors\)](#)

[5.8 Plot H2O profiles \(only for occultations of stars 1,2,3,4,13,14,16,26,63 dark without errors\) for all STD](#)

[6. Auxiliary Data Files used for the production reported in section 2](#)

This report presents the daily analysis on parameters extracted from GOMOS level 2 data (GOM_NL__2P). It is intended to monitor some important parameters that will impact the quality of these products. A list of level 2 products (and content) that have arrived during the reporting day to the PCF is also given.

Item	Value
Time of report generation	23APR2013 17:20:25
Data source version	GOMOS/6.01
Start time of products	02-04-2006 (02APR2006 00:00:00)
Stop time of products	03-04-2006 (03APR2006 00:00:00)
Store outputs in DB	Yes
Nb of level 2 prods	275
Nb of prods with errors	0

2. Summary of processed GOM_NL__2P products.

Nr	Filename	UTC Start time	Limb	Duration	Star Id	Star Name	Star Mag	Star Temp	Nb Meas	Orbit	Prod. error
1	GOM_NL__2PRFIN20060402_000229_000000442046_00274_21370_8765.N1	02-APR-2006 00:02:29	Straylight	43.500	123	Iot Cen	2.7500	10200.	87	21370	No
2	GOM_NL__2PRFIN20060402_000718_000000432046_00274_21370_8766.N1	02-APR-2006 00:07:18	Twi_and_stray	42.500	106	9Bet Crv	2.6480	5600.0	85	21370	No
3	GOM_NL__2PRFIN20060402_000916_000000422046_00274_21370_8767.N1	02-APR-2006 00:09:16	Twi_and_stray	42.000	100	4Gam Crv	2.5800	13100.	84	21370	No
4	GOM_NL__2PRFIN20060402_001856_000000372046_00274_21370_8768.N1	02-APR-2006 00:18:56	Bright	37.000	62	94Bet Leo	2.1360	9700.0	74	21370	No
5	GOM_NL__2PRFIN20060402_002033_000000362046_00274_21370_8769.N1	02-APR-2006 00:20:33	Bright	36.000	96	68Del Leo	2.5600	9300.0	72	21370	No
6	GOM_NL__2PRFIN20060402_002721_000000362046_00274_21370_8770.N1	02-APR-2006 00:27:21	Bright	35.500	174	52Psi UMa	3.0040	4400.0	71	21370	No
7	GOM_NL__2PRFIN20060402_003021_000000352046_00274_21370_8771.N1	02-APR-2006 00:30:21	Bright	35.000	87	64Gam UMa	2.4330	11000.	70	21370	No
8	GOM_NL__2PRFIN20060402_003213_000000372046_00274_21370_8772.N1	02-APR-2006 00:32:13	Bright	36.500	36	50Alp UMa	1.8000	6300.0	73	21370	No
9	GOM_NL__2PRFIN20060402_003830_000000402046_00274_21370_8773.N1	02-APR-2006 00:38:30	Bright	40.000	60	7Bet UMi	2.0810	3950.0	80	21370	No
10	GOM_NL__2PRFIN20060402_004016_000000322046_00274_21370_8774.N1	02-APR-2006 00:40:16	Bright	32.000	49	1Alp UMi	1.9900	6300.0	64	21370	No
11	GOM_NL__2PRFIN20060402_004757_000000542046_00274_21370_8775.N1	02-APR-2006 00:47:57	Bright	54.000	89	5Alp Cep	2.4510	8000.0	108	21370	No
12	GOM_NL__2PRFIN20060402_005309_000000412046_00274_21370_8776.N1	02-APR-2006 00:53:09	Bright	40.500	19	50Alp Cyg	1.2460	10500.	81	21370	No
13	GOM_NL__2PRFIN20060402_005651_000000442046_00274_21370_8777.N1	02-APR-2006 00:56:51	Bright	44.000	92	53Eps Cyg	2.5000	4500.0	88	21370	No
14	GOM_NL__2PRFIN20060402_010326_000000452046_00274_21370_8778.N1	02-APR-2006 01:03:26	Twi_and_stray	45.000	61	8Eps Peg	2.1000	3900.0	90	21370	No
15	GOM_NL__2PRFIN20060402_010803_000000412046_00274_21370_8779.N1	02-APR-2006 01:08:03	Dark	41.000	154	22Bet Aqr	2.8990	5700.0	82	21370	No
16	GOM_NL__2PRFIN20060402_012915_000000432046_00275_21371_8760.N1	02-APR-2006 01:29:15	Dark	42.500	141	Bet Ara	2.8400	4600.0	85	21371	No
17	GOM_NL__2PRFIN20060402_013215_000000392046_00275_21371_8761.N1	02-APR-2006 01:32:15	Dark	39.000	134	Bet TrA	2.8100	6600.0	78	21371	No
18	GOM_NL__2PRFIN20060402_013452_000000482046_00275_21371_8762.N1	02-APR-2006 01:34:52	Dark	48.000	4	Alp1Cen	-0.010000	5800.0	96	21371	No
19	GOM_NL__2PRFIN20060402_013739_000000432046_00275_21371_8763.N1	02-APR-2006 01:37:39	Straylight	43.000	78	Alp Lup	2.3040	28000.	86	21371	No
20	GOM_NL__2PRFIN20060402_014031_000000412046_00275_21371_8764.N1	02-APR-2006 01:40:31	Straylight	40.500	64	Gam Cen	2.2000	10600.	81	21371	No
21	GOM_NL__2PRFIN20060402_014305_000000422046_00275_21371_8765.N1	02-APR-2006 01:43:05	Straylight	42.000	123	Iot Cen	2.7500	10200.	84	21371	No
22	GOM_NL__2PRFIN20060402_014755_000000432046_00275_21371_8766.N1	02-APR-2006 01:47:55	Twi_and_stray	43.000	106	9Bet Crv	2.6480	5600.0	86	21371	No
23	GOM_NL__2PRFIN20060402_014952_000000412046_00275_21371_8767.N1	02-APR-2006 01:49:52	Twi_and_stray	40.500	100	4Gam Crv	2.5800	13100.	81	21371	No
24	GOM_NL__2PRFIN20060402_015931_000000382046_00275_21371_8768.N1	02-APR-2006 01:59:31	Bright	37.500	62	94Bet Leo	2.1360	9700.0	75	21371	No
25	GOM_NL__2PRFIN20060402_020109_000000362046_00275_21371_8769.N1	02-APR-2006 02:01:09	Bright	36.000	96	68Del Leo	2.5600	9300.0	72	21371	No
26	GOM_NL__2PRFIN20060402_020757_000000362046_00275_21371_8770.N1	02-APR-2006 02:07:57	Bright	36.000	174	52Psi UMa	3.0040	4400.0	72	21371	No
27	GOM_NL__2PRFIN20060402_021057_000000392046_00275_21371_8771.N1	02-APR-2006 02:10:57	Bright	38.500	87	64Gam UMa	2.4330	11000.	77	21371	No
28	GOM_NL__2PRFIN20060402_021249_000000352046_00275_21371_8772.N1	02-APR-2006 02:12:49	Bright	35.000	36	50Alp UMa	1.8000	6300.0	70	21371	No
29	GOM_NL__2PRFIN20060402_021905_000000412046_00275_21371_8773.N1	02-APR-2006 02:19:05	Bright	41.000	60	7Bet UMi	2.0810	3950.0	82	21371	No
30	GOM_NL__2PRFIN20060402_022052_000000332046_00275_21371_8774.N1	02-APR-2006 02:20:52	Bright	33.000	49	1Alp UMi	1.9900	6300.0	66	21371	No
31	GOM_NL__2PRFIN20060402_022833_000000372046_00275_21371_8775.N1	02-APR-2006 02:28:33	Bright	36.500	89	5Alp Cep	2.4510	8000.0	73	21371	No
32	GOM_NL__2PRFIN20060402_023345_000000392046_00275_21371_8776.N1	02-APR-2006 02:33:45	Bright	39.000	19	50Alp Cyg	1.2460	10500.	78	21371	No
33	GOM_NL__2PRFIN20060402_023727_000000432046_00275_21371_8777.N1	02-APR-2006 02:37:27	Bright	43.000	92	53Eps Cyg	2.5000	4500.0	86	21371	No
34	GOM_NL__2PRFIN20060402_024403_000000482046_00275_21371_8778.N1	02-APR-2006 02:44:03	Twi_and_stray	48.000	61	8Eps Peg	2.1000	3900.0	96	21371	No
35	GOM_NL__2PRFIN20060402_024839_000000442046_00275_21371_8779.N1	02-APR-2006 02:48:39	Dark	43.500	154	22Bet Aqr	2.8990	5700.0	87	21371	No
36	GOM_NL__2PRFIN20060402_030952_000000432046_00276_21372_8760.N1	02-APR-2006 03:09:52	Dark	42.500	141	Bet Ara	2.8400	4600.0	85	21372	No
37	GOM_NL__2PRFIN20060402_031251_000000392046_00276_21372_8761.N1	02-APR-2006 03:12:51	Dark	39.000	134	Bet TrA	2.8100	6600.0	78	21372	No
38	GOM_NL__2PRFIN20060402_031529_000000442046_00276_21372_8762.N1	02-APR-2006 03:15:29	Dark	44.000	4	Alp1Cen	-0.010000	5800.0	88	21372	No
39	GOM_NL__2PRFIN20060402_031816_000000462046_00276_21372_8763.N1	02-APR-2006 03:18:16	Straylight	46.000	78	Alp Lup	2.3040	28000.	92	21372	No
40	GOM_NL__2PRFIN20060402_032107_000000422046_00276_21372_8764.N1	02-APR-2006 03:21:07	Straylight	41.500	64	Gam Cen	2.2000	10600.	83	21372	No
41	GOM_NL__2PRFIN20060402_032342_000000462046_00276_21372_8765.N1	02-APR-2006 03:23:42	Straylight	46.000	123	Iot Cen	2.7500	10200.	92	21372	No
42	GOM_NL__2PRFIN20060402_032831_000000452046_00276_21372_8766.N1	02-APR-2006 03:28:31	Twi_and_stray	45.000	106	9Bet Crv	2.6480	5600.0	90	21372	No

43	GOM_NL__2PRFIN20060402_033028_000000432046_00276_21372_8767.N1	02-APR-2006 03:30:28	Twilight	43.000	100	4Gam Crv	2.5800	13100.	86	21372	No
44	GOM_NL__2PRFIN20060402_034007_000000382046_00276_21372_8768.N1	02-APR-2006 03:40:07	Bright	38.000	62	94Bet Leo	2.1360	9700.0	76	21372	No
45	GOM_NL__2PRFIN20060402_034145_000000362046_00276_21372_8769.N1	02-APR-2006 03:41:45	Bright	35.500	96	68Del Leo	2.5600	9300.0	71	21372	No
46	GOM_NL__2PRFIN20060402_034833_000000362046_00276_21372_8770.N1	02-APR-2006 03:48:33	Bright	35.500	174	52Psi UMa	3.0040	4400.0	71	21372	No
47	GOM_NL__2PRFIN20060402_035133_000000362046_00276_21372_8771.N1	02-APR-2006 03:51:33	Bright	36.000	87	64Gam UMa	2.4330	11000.	72	21372	No
48	GOM_NL__2PRFIN20060402_035325_000000342046_00276_21372_8772.N1	02-APR-2006 03:53:25	Bright	34.000	36	50Alp UMa	1.8000	6300.0	68	21372	No
49	GOM_NL__2PRFIN20060402_035941_000000392046_00276_21372_8773.N1	02-APR-2006 03:59:41	Bright	38.500	60	7Bet UMi	2.0810	3950.0	77	21372	No
50	GOM_NL__2PRFIN20060402_040128_000000352046_00276_21372_8774.N1	02-APR-2006 04:01:28	Bright	34.500	49	1Alp UMi	1.9900	6300.0	69	21372	No
51	GOM_NL__2PRFIN20060402_040909_000000372046_00276_21372_8775.N1	02-APR-2006 04:09:09	Bright	37.000	89	5Alp Cep	2.4510	8000.0	74	21372	No
52	GOM_NL__2PRFIN20060402_041421_000000392046_00276_21372_8776.N1	02-APR-2006 04:14:21	Bright	39.000	19	50Alp Cyg	1.2460	10500.	78	21372	No
53	GOM_NL__2PRFIN20060402_041804_000000442046_00276_21372_8777.N1	02-APR-2006 04:18:04	Bright	43.500	92	53Eps Cyg	2.5000	4500.0	87	21372	No
54	GOM_NL__2PRFIN20060402_042439_000000442046_00276_21372_8778.N1	02-APR-2006 04:24:39	Twilight	43.500	61	8Eps Peg	2.1000	3900.0	87	21372	No
55	GOM_NL__2PRFIN20060402_042915_000000432046_00276_21372_8779.N1	02-APR-2006 04:29:15	Dark	42.500	154	22Bet Aqr	2.8990	5700.0	85	21372	No
56	GOM_NL__2PRFIN20060402_045028_000000422046_00277_21373_8760.N1	02-APR-2006 04:50:28	Dark	41.500	141	Bet Ara	2.8400	4600.0	83	21373	No
57	GOM_NL__2PRFIN20060402_045328_000000392046_00277_21373_8761.N1	02-APR-2006 04:53:28	Dark	38.500	134	Bet TrA	2.8100	6600.0	77	21373	No
58	GOM_NL__2PRFIN20060402_045605_000000512046_00277_21373_8762.N1	02-APR-2006 04:56:05	Dark	51.000	4	Alp1Cen	-0.010000	5800.0	102	21373	No
59	GOM_NL__2PRFIN20060402_045852_000000452046_00277_21373_8763.N1	02-APR-2006 04:58:52	Straylight	45.000	78	Alp Lup	2.3040	28000.	90	21373	No
60	GOM_NL__2PRFIN20060402_050143_000000402046_00277_21373_8764.N1	02-APR-2006 05:01:43	Straylight	40.000	64	Gam Cen	2.2000	10600.	80	21373	No
61	GOM_NL__2PRFIN20060402_050418_000000422046_00277_21373_8765.N1	02-APR-2006 05:04:18	Straylight	42.000	123	lot Cen	2.7500	10200.	84	21373	No
62	GOM_NL__2PRFIN20060402_050907_000000462046_00277_21373_8766.N1	02-APR-2006 05:09:07	Twilight	45.500	106	9Bet Crv	2.6480	5600.0	91	21373	No
63	GOM_NL__2PRFIN20060402_051104_000000442046_00277_21373_8767.N1	02-APR-2006 05:11:04	Twilight	43.500	100	4Gam Crv	2.5800	13100.	87	21373	No
64	GOM_NL__2PRFIN20060402_052043_000000392046_00277_21373_8768.N1	02-APR-2006 05:20:43	Bright	38.500	62	94Bet Leo	2.1360	9700.0	77	21373	No
65	GOM_NL__2PRFIN20060402_052221_000000362046_00277_21373_8769.N1	02-APR-2006 05:22:21	Bright	35.500	96	68Del Leo	2.5600	9300.0	71	21373	No
66	GOM_NL__2PRFIN20060402_052909_000000372046_00277_21373_8770.N1	02-APR-2006 05:29:09	Bright	37.000	174	52Psi UMa	3.0040	4400.0	74	21373	No
67	GOM_NL__2PRFIN20060402_053209_000000372046_00277_21373_8771.N1	02-APR-2006 05:32:09	Bright	36.500	87	64Gam UMa	2.4330	11000.	73	21373	No
68	GOM_NL__2PRFIN20060402_053401_000000372046_00277_21373_8772.N1	02-APR-2006 05:34:01	Bright	36.500	36	50Alp UMa	1.8000	6300.0	73	21373	No
69	GOM_NL__2PRFIN20060402_054017_000000402046_00277_21373_8773.N1	02-APR-2006 05:40:17	Bright	39.500	60	7Bet UMi	2.0810	3950.0	79	21373	No
70	GOM_NL__2PRFIN20060402_054204_000000362046_00277_21373_8774.N1	02-APR-2006 05:42:04	Bright	35.500	49	1Alp UMi	1.9900	6300.0	71	21373	No
71	GOM_NL__2PRFIN20060402_054945_000000542046_00277_21373_8775.N1	02-APR-2006 05:49:45	Bright	54.000	89	5Alp Cep	2.4510	8000.0	108	21373	No
72	GOM_NL__2PRFIN20060402_055457_000000422046_00277_21373_8776.N1	02-APR-2006 05:54:57	Bright	42.000	19	50Alp Cyg	1.2460	10500.	84	21373	No
73	GOM_NL__2PRFIN20060402_055840_000000422046_00277_21373_8777.N1	02-APR-2006 05:58:40	Bright	41.500	92	53Eps Cyg	2.5000	4500.0	83	21373	No
74	GOM_NL__2PRFIN20060402_060515_000000462046_00277_21373_8778.N1	02-APR-2006 06:05:15	Twilight	45.500	61	8Eps Peg	2.1000	3900.0	91	21373	No
75	GOM_NL__2PRFIN20060402_060952_000000432046_00277_21373_8779.N1	02-APR-2006 06:09:52	Dark	43.000	154	22Bet Aqr	2.8990	5700.0	86	21373	No
76	GOM_NL__2PRFIN20060402_063105_000000502046_00278_21374_8760.N1	02-APR-2006 06:31:05	Dark	50.000	141	Bet Ara	2.8400	4600.0	100	21374	No
77	GOM_NL__2PRFIN20060402_063404_000000402046_00278_21374_8761.N1	02-APR-2006 06:34:04	Dark	39.500	134	Bet TrA	2.8100	6600.0	79	21374	No
78	GOM_NL__2PRFIN20060402_063642_000000472046_00278_21374_8762.N1	02-APR-2006 06:36:42	Dark	47.000	4	Alp1Cen	-0.010000	5800.0	94	21374	No
79	GOM_NL__2PRFIN20060402_063929_000000432046_00278_21374_8763.N1	02-APR-2006 06:39:29	Straylight	43.000	78	Alp Lup	2.3040	28000.	86	21374	No
80	GOM_NL__2PRFIN20060402_064219_000000412046_00278_21374_8764.N1	02-APR-2006 06:42:19	Straylight	41.000	64	Gam Cen	2.2000	10600.	82	21374	No
81	GOM_NL__2PRFIN20060402_064455_000000452046_00278_21374_8765.N1	02-APR-2006 06:44:55	Straylight	44.500	123	lot Cen	2.7500	10200.	89	21374	No
82	GOM_NL__2PRFIN20060402_064943_000000452046_00278_21374_8766.N1	02-APR-2006 06:49:43	Twilight	44.500	106	9Bet Crv	2.6480	5600.0	89	21374	No
83	GOM_NL__2PRFIN20060402_065140_000000432046_00278_21374_8767.N1	02-APR-2006 06:51:40	Twilight	42.500	100	4Gam Crv	2.5800	13100.	85	21374	No
84	GOM_NL__2PRFIN20060402_070119_000000382046_00278_21374_8768.N1	02-APR-2006 07:01:19	Bright	37.500	62	94Bet Leo	2.1360	9700.0	75	21374	No
85	GOM_NL__2PRFIN20060402_070257_000000362046_00278_21374_8769.N1	02-APR-2006 07:02:57	Bright	36.000	96	68Del Leo	2.5600	9300.0	72	21374	No
86	GOM_NL__2PRFIN20060402_070945_000000352046_00278_21374_8770.N1	02-APR-2006 07:09:45	Bright	35.000	174	52Psi UMa	3.0040	4400.0	70	21374	No
87	GOM_NL__2PRFIN20060402_071244_000000372046_00278_21374_8771.N1	02-APR-2006 07:12:44	Bright	36.500	87	64Gam UMa	2.4330	11000.	73	21374	No
88	GOM_NL__2PRFIN20060402_071437_000000362046_00278_21374_8772.N1	02-APR-2006 07:14:37	Bright	35.500	36	50Alp UMa	1.8000	6300.0	71	21374	No
89	GOM_NL__2PRFIN20060402_072052_000000402046_00278_21374_8773.N1	02-APR-2006 07:20:52	Bright	39.500	60	7Bet UMi	2.0810	3950.0	79	21374	No
90	GOM_NL__2PRFIN20060402_072240_000000342046_00278_21374_8774.N1	02-APR-2006 07:22:40	Bright	33.500	49	1Alp UMi	1.9900	6300.0	67	21374	No
91	GOM_NL__2PRFIN20060402_073021_000000372046_00278_21374_8775.N1	02-APR-2006 07:30:21	Bright	36.500	89	5Alp Cep	2.4510	8000.0	73	21374	No
92	GOM_NL__2PRFIN20060402_073533_000000422046_00278_21374_8776.N1	02-APR-2006 07:35:33	Bright	42.000	19	50Alp Cyg	1.2460	10500.	84	21374	No
93	GOM_NL__2PRFIN20060402_073916_000000432046_00278_21374_8777.N1	02-APR-2006 07:39:16	Bright	43.000	92	53Eps Cyg	2.5000	4500.0	86	21374	No
94	GOM_NL__2PRFIN20060402_074551_000000412046_00278_21374_8778.N1	02-APR-2006 07:45:51	Twilight	41.000	61	8Eps Peg	2.1000	3900.0	82	21374	No
95	GOM_NL__2PRFIN20060402_075028_000000432046_00278_21374_8779.N1	02-APR-2006 07:50:28	Dark	43.000	154	22Bet Aqr	2.8990	5700.0	86	21374	No
96	GOM_NL__2PRFIN20060402_081142_000000422046_00279_21375_8760.N1	02-APR-2006 08:11:42	Dark	41.500	141	Bet Ara	2.8400	4600.0	83	21375	No
97	GOM_NL__2PRFIN20060402_081441_000000392046_00279_21375_8761.N1	02-APR-2006 08:14:41	Dark	39.000	134	Bet TrA	2.8100	6600.0	78	21375	No
98	GOM_NL__2PRFIN20060402_081718_000000442046_00279_21375_8762.N1	02-APR-2006 08:17:18	Dark	43.500	4	Alp1Cen	-0.010000	5800.0	87	21375	No
99	GOM_NL__2PRFIN20060402_082006_000000432046_00279_21375_8763.N1	02-APR-2006 08:20:06	Straylight	42.500	78	Alp Lup	2.3040	28000.	85	21375	No
100	GOM_NL__2PRFIN20060402_082256_000000392046_00279_21375_8764.N1	02-APR-2006 08:22:56	Straylight	39.000	64	Gam Cen	2.2000	10600.	78	21375	No
101	GOM_NL__2PRFIN20060402_082531_000000442046_00279_21375_8765.N1	02-APR-2006 08:25:31	Straylight	43.500	123	lot Cen	2.7500	10200.	87	21375	No

102	GOM_NL__2PRFIN20060402_083019_000000432046_00279_21375_8766.N1	02-APR-2006 08:30:19	Twilight	42.500	106	9Bet Crv	2.6480	5600.0	85	21375	No
103	GOM_NL__2PRFIN20060402_083216_000000412046_00279_21375_8767.N1	02-APR-2006 08:32:16	Twilight	41.000	100	4Gam Crv	2.5800	13100.	82	21375	No
104	GOM_NL__2PRFIN20060402_084155_000000392046_00279_21375_8768.N1	02-APR-2006 08:41:55	Bright	39.000	62	94Bet Leo	2.1360	9700.0	78	21375	No
105	GOM_NL__2PRFIN20060402_084333_000000352046_00279_21375_8769.N1	02-APR-2006 08:43:33	Bright	35.000	96	68Del Leo	2.5600	9300.0	70	21375	No
106	GOM_NL__2PRFIN20060402_085021_000000362046_00279_21375_8770.N1	02-APR-2006 08:50:21	Bright	36.000	174	52Psi UMa	3.0040	4400.0	72	21375	No
107	GOM_NL__2PRFIN20060402_085320_000000372046_00279_21375_8771.N1	02-APR-2006 08:53:20	Bright	36.500	87	64Gam UMa	2.4330	11000.	73	21375	No
108	GOM_NL__2PRFIN20060402_085513_000000362046_00279_21375_8772.N1	02-APR-2006 08:55:13	Bright	36.000	36	50Alp UMa	1.8000	6300.0	72	21375	No
109	GOM_NL__2PRFIN20060402_090128_000000412046_00279_21375_8773.N1	02-APR-2006 09:01:28	Bright	41.000	60	7Bet UMi	2.0810	3950.0	82	21375	No
110	GOM_NL__2PRFIN20060402_090316_000000332046_00279_21375_8774.N1	02-APR-2006 09:03:16	Bright	33.000	49	1Alp UMi	1.9900	6300.0	66	21375	No
111	GOM_NL__2PRFIN20060402_091057_000000372046_00279_21375_8775.N1	02-APR-2006 09:10:57	Bright	37.000	89	5Alp Cep	2.4510	8000.0	74	21375	No
112	GOM_NL__2PRFIN20060402_091609_000000422046_00279_21375_8776.N1	02-APR-2006 09:16:09	Bright	42.000	19	50Alp Cyg	1.2460	10500.	84	21375	No
113	GOM_NL__2PRFIN20060402_091952_000000432046_00279_21375_8777.N1	02-APR-2006 09:19:52	Bright	43.000	92	53Eps Cyg	2.5000	4500.0	86	21375	No
114	GOM_NL__2PRFIN20060402_092628_000000452046_00279_21375_8778.N1	02-APR-2006 09:26:28	Twilight	45.000	61	8Eps Peg	2.1000	3900.0	90	21375	No
115	GOM_NL__2PRFIN20060402_093105_000000442046_00279_21375_8779.N1	02-APR-2006 09:31:05	Dark	43.500	154	22Bet Aqr	2.8990	5700.0	87	21375	No
116	GOM_NL__2PRFIN20060402_095219_000000412046_00280_21376_8760.N1	02-APR-2006 09:52:19	Dark	40.500	141	Bet Ara	2.8400	4600.0	81	21376	No
117	GOM_NL__2PRFIN20060402_095517_000000392046_00280_21376_8761.N1	02-APR-2006 09:55:17	Dark	38.500	134	Bet TrA	2.8100	6600.0	77	21376	No
118	GOM_NL__2PRFIN20060402_095755_000000532046_00280_21376_8762.N1	02-APR-2006 09:57:55	Dark	53.000	4	Alp1Cen	-0.010000	5800.0	106	21376	No
119	GOM_NL__2PRFIN20060402_100042_000000432046_00280_21376_8763.N1	02-APR-2006 10:00:42	Straylight	42.500	78	Alp Lup	2.3040	28000.	85	21376	No
120	GOM_NL__2PRFIN20060402_100332_000000392046_00280_21376_8764.N1	02-APR-2006 10:03:32	Straylight	39.000	64	Gam Cen	2.2000	10600.	78	21376	No
121	GOM_NL__2PRFIN20060402_100607_000000432046_00280_21376_8765.N1	02-APR-2006 10:06:07	Straylight	42.500	123	lot Cen	2.7500	10200.	85	21376	No
122	GOM_NL__2PRFIN20060402_101055_000000442046_00280_21376_8766.N1	02-APR-2006 10:10:55	Twilight	44.000	106	9Bet Crv	2.6480	5600.0	88	21376	No
123	GOM_NL__2PRFIN20060402_101252_000000422046_00280_21376_8767.N1	02-APR-2006 10:12:52	Twilight	42.000	100	4Gam Crv	2.5800	13100.	84	21376	No
124	GOM_NL__2PRFIN20060402_102231_000000392046_00280_21376_8768.N1	02-APR-2006 10:22:31	Bright	39.000	62	94Bet Leo	2.1360	9700.0	78	21376	No
125	GOM_NL__2PRFIN20060402_102409_000000372046_00280_21376_8769.N1	02-APR-2006 10:24:09	Bright	37.000	96	68Del Leo	2.5600	9300.0	74	21376	No
126	GOM_NL__2PRFIN20060402_103057_000000372046_00280_21376_8770.N1	02-APR-2006 10:30:57	Bright	36.500	174	52Psi UMa	3.0040	4400.0	73	21376	No
127	GOM_NL__2PRFIN20060402_103356_000000362046_00280_21376_8771.N1	02-APR-2006 10:33:56	Bright	36.000	87	64Gam UMa	2.4330	11000.	72	21376	No
128	GOM_NL__2PRFIN20060402_103549_000000362046_00280_21376_8772.N1	02-APR-2006 10:35:49	Bright	36.000	36	50Alp UMa	1.8000	6300.0	72	21376	No
129	GOM_NL__2PRFIN20060402_104204_000000412046_00280_21376_8773.N1	02-APR-2006 10:42:04	Bright	40.500	60	7Bet UMi	2.0810	3950.0	81	21376	No
130	GOM_NL__2PRFIN20060402_104352_000000352046_00280_21376_8774.N1	02-APR-2006 10:43:52	Bright	34.500	49	1Alp UMi	1.9900	6300.0	69	21376	No
131	GOM_NL__2PRFIN20060402_105133_000000352046_00280_21376_8775.N1	02-APR-2006 10:51:33	Bright	34.500	89	5Alp Cep	2.4510	8000.0	69	21376	No
132	GOM_NL__2PRFIN20060402_105645_000000442046_00280_21376_8776.N1	02-APR-2006 10:56:45	Bright	43.500	19	50Alp Cyg	1.2460	10500.	87	21376	No
133	GOM_NL__2PRFIN20060402_110028_000000432046_00280_21376_8777.N1	02-APR-2006 11:00:28	Bright	43.000	92	53Eps Cyg	2.5000	4500.0	86	21376	No
134	GOM_NL__2PRFIN20060402_110704_000000462046_00280_21376_8778.N1	02-APR-2006 11:07:04	Twilight	46.000	61	8Eps Peg	2.1000	3900.0	92	21376	No
135	GOM_NL__2PRFIN20060402_111141_000000442046_00280_21376_8779.N1	02-APR-2006 11:11:41	Dark	43.500	154	22Bet Aqr	2.8990	5700.0	87	21376	No
136	GOM_NL__2PRFIN20060402_113255_000000422046_00281_21377_8760.N1	02-APR-2006 11:32:55	Dark	42.000	141	Bet Ara	2.8400	4600.0	84	21377	No
137	GOM_NL__2PRFIN20060402_113553_000000392046_00281_21377_8761.N1	02-APR-2006 11:35:53	Dark	39.000	134	Bet TrA	2.8100	6600.0	78	21377	No
138	GOM_NL__2PRFIN20060402_113831_000000542046_00281_21377_8762.N1	02-APR-2006 11:38:31	Dark	53.500	4	Alp1Cen	-0.010000	5800.0	107	21377	No
139	GOM_NL__2PRFIN20060402_114119_000000462046_00281_21377_8763.N1	02-APR-2006 11:41:19	Straylight	46.000	78	Alp Lup	2.3040	28000.	92	21377	No
140	GOM_NL__2PRFIN20060402_114408_000000402046_00281_21377_8764.N1	02-APR-2006 11:44:08	Straylight	39.500	64	Gam Cen	2.2000	10600.	79	21377	No
141	GOM_NL__2PRFIN20060402_114643_000000452046_00281_21377_8765.N1	02-APR-2006 11:46:43	Straylight	44.500	123	lot Cen	2.7500	10200.	89	21377	No
142	GOM_NL__2PRFIN20060402_115132_000000452046_00281_21377_8766.N1	02-APR-2006 11:51:32	Twilight	44.500	106	9Bet Crv	2.6480	5600.0	89	21377	No
143	GOM_NL__2PRFIN20060402_115328_000000422046_00281_21377_8767.N1	02-APR-2006 11:53:28	Twilight	41.500	100	4Gam Crv	2.5800	13100.	83	21377	No
144	GOM_NL__2PRFIN20060402_120306_000000382046_00281_21377_8768.N1	02-APR-2006 12:03:06	Bright	37.500	62	94Bet Leo	2.1360	9700.0	75	21377	No
145	GOM_NL__2PRFIN20060402_120445_000000362046_00281_21377_8769.N1	02-APR-2006 12:04:45	Bright	36.000	96	68Del Leo	2.5600	9300.0	72	21377	No
146	GOM_NL__2PRFIN20060402_121133_000000362046_00281_21377_8770.N1	02-APR-2006 12:11:33	Bright	35.500	174	52Psi UMa	3.0040	4400.0	71	21377	No
147	GOM_NL__2PRFIN20060402_121432_000000532046_00281_21377_8771.N1	02-APR-2006 12:14:32	Bright	53.000	87	64Gam UMa	2.4330	11000.	106	21377	No
148	GOM_NL__2PRFIN20060402_121624_000000372046_00281_21377_8772.N1	02-APR-2006 12:16:24	Bright	37.000	36	50Alp UMa	1.8000	6300.0	74	21377	No
149	GOM_NL__2PRFIN20060402_122239_000000402046_00281_21377_8773.N1	02-APR-2006 12:22:39	Bright	39.500	60	7Bet UMi	2.0810	3950.0	79	21377	No
150	GOM_NL__2PRFIN20060402_122428_000000372046_00281_21377_8774.N1	02-APR-2006 12:24:28	Bright	36.500	49	1Alp UMi	1.9900	6300.0	73	21377	No
151	GOM_NL__2PRFIN20060402_123208_000000372046_00281_21377_8775.N1	02-APR-2006 12:32:08	Bright	37.000	89	5Alp Cep	2.4510	8000.0	74	21377	No
152	GOM_NL__2PRFIN20060402_123721_000000412046_00281_21377_8776.N1	02-APR-2006 12:37:21	Bright	41.000	19	50Alp Cyg	1.2460	10500.	82	21377	No
153	GOM_NL__2PRFIN20060402_124104_000000442046_00281_21377_8777.N1	02-APR-2006 12:41:04	Bright	44.000	92	53Eps Cyg	2.5000	4500.0	88	21377	No
154	GOM_NL__2PRFIN20060402_124740_000000452046_00281_21377_8778.N1	02-APR-2006 12:47:40	Twilight	44.500	61	8Eps Peg	2.1000	3900.0	89	21377	No
155	GOM_NL__2PRFIN20060402_125217_000000432046_00281_21377_8779.N1	02-APR-2006 12:52:17	Dark	43.000	154	22Bet Aqr	2.8990	5700.0	86	21377	No
156	GOM_NL__2PRFIN20060402_131332_000000412046_00282_21378_8780.N1	02-APR-2006 13:13:32	Dark	40.500	141	Bet Ara	2.8400	4600.0	81	21378	No
157	GOM_NL__2PRFIN20060402_131630_000000402046_00282_21378_8781.N1	02-APR-2006 13:16:30	Dark	39.500	134	Bet TrA	2.8100	6600.0	79	21378	No
158	GOM_NL__2PRFIN20060402_131907_000000422046_00282_21378_8782.N1	02-APR-2006 13:19:07	Dark	42.000	4	Alp1Cen	-0.010000	5800.0	84	21378	No
159	GOM_NL__2PRFIN20060402_132155_000000442046_00282_21378_8783.N1	02-APR-2006 13:21:55	Straylight	43.500	78	Alp Lup	2.3040	28000.	87	21378	No
160	GOM_NL__2PRFIN20060402_132444_000000422046_00282_21378_8784.N1	02-APR-2006 13:24:44	Straylight	41.500	64	Gam Cen	2.2000	10600.	83	21378	No

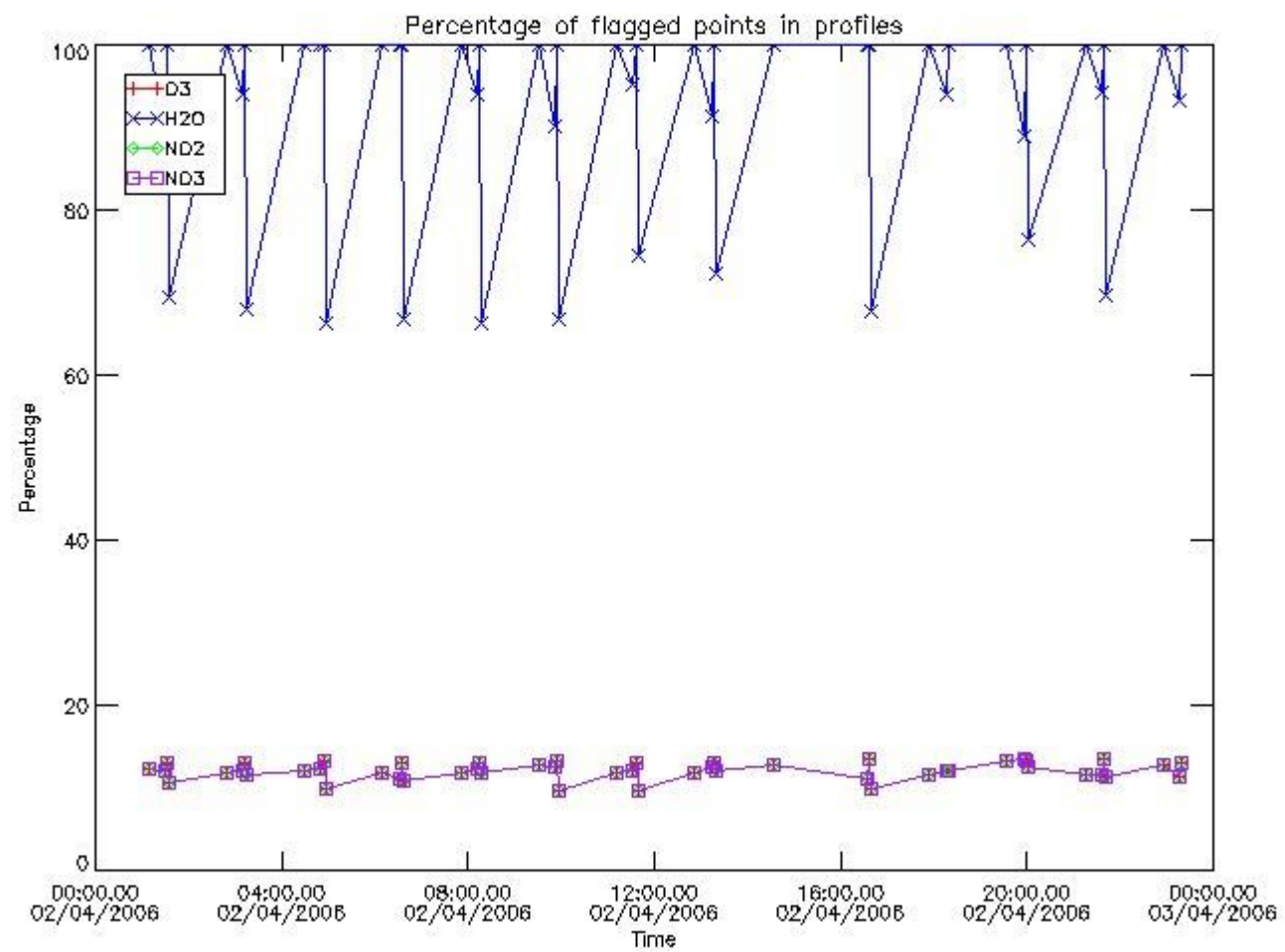
161	GOM_NL__2PRFIN20060402_132720_000000412046_00282_21378_8785.N1	02-APR-2006 13:27:20	Straylight	41.000	123	lot Cen	2.7500	10200.	82	21378	No
162	GOM_NL__2PRFIN20060402_133208_000000452046_00282_21378_8786.N1	02-APR-2006 13:32:08	Twi_and_stray	44.500	106	9Bet Crv	2.6480	5600.0	89	21378	No
163	GOM_NL__2PRFIN20060402_133404_000000422046_00282_21378_8787.N1	02-APR-2006 13:34:04	Twi_and_stray	42.000	100	4Gam Crv	2.5800	13100.	84	21378	No
164	GOM_NL__2PRFIN20060402_133904_000000322046_00282_21378_8788.N1	02-APR-2006 13:39:04	Bright	32.000	121	29Gam Vir	2.7400	7200.0	64	21378	No
165	GOM_NL__2PRFIN20060402_134342_000000382046_00282_21378_8789.N1	02-APR-2006 13:43:42	Bright	38.000	62	94Bet Leo	2.1360	9700.0	76	21378	No
166	GOM_NL__2PRFIN20060402_134521_000000352046_00282_21378_8790.N1	02-APR-2006 13:45:21	Bright	35.000	96	68Del Leo	2.5600	9300.0	70	21378	No
167	GOM_NL__2PRFIN20060402_135209_000000352046_00282_21378_8791.N1	02-APR-2006 13:52:09	Bright	35.000	174	52Psi UMa	3.0040	4400.0	70	21378	No
168	GOM_NL__2PRFIN20060402_135507_000000382046_00282_21378_8792.N1	02-APR-2006 13:55:07	Bright	37.500	87	64Gam UMa	2.4330	11000.	75	21378	No
169	GOM_NL__2PRFIN20060402_135700_000000382046_00282_21378_8793.N1	02-APR-2006 13:57:00	Bright	38.000	36	50Alp UMa	1.8000	6300.0	76	21378	No
170	GOM_NL__2PRFIN20060402_140315_000000382046_00282_21378_8794.N1	02-APR-2006 14:03:15	Bright	37.500	60	7Bet UMi	2.0810	3950.0	75	21378	No
171	GOM_NL__2PRFIN20060402_141244_000000372046_00282_21378_8795.N1	02-APR-2006 14:12:44	Bright	36.500	89	5Alp Cep	2.4510	8000.0	73	21378	No
172	GOM_NL__2PRFIN20060402_141757_000000412046_00282_21378_8796.N1	02-APR-2006 14:17:57	Bright	41.000	19	50Alp Cyg	1.2460	10500.	82	21378	No
173	GOM_NL__2PRFIN20060402_142140_000000442046_00282_21378_8797.N1	02-APR-2006 14:21:40	Bright	44.000	92	53Eps Cyg	2.5000	4500.0	88	21378	No
174	GOM_NL__2PRFIN20060402_142816_000000432046_00282_21378_8798.N1	02-APR-2006 14:28:16	Twi_and_stray	43.000	61	8Eps Peg	2.1000	3900.0	86	21378	No
175	GOM_NL__2PRFIN20060402_143253_000000402046_00282_21378_8799.N1	02-APR-2006 14:32:53	Dark	40.000	154	22Bet Aqr	2.8990	5700.0	80	21378	No
176	GOM_NL__2PRFIN20060402_163445_000000462046_00284_21380_8780.N1	02-APR-2006 16:34:45	Dark	45.500	141	Bet Ara	2.8400	4600.0	91	21380	No
177	GOM_NL__2PRFIN20060402_163743_000000382046_00284_21380_8781.N1	02-APR-2006 16:37:43	Dark	38.000	134	Bet TrA	2.8100	6600.0	76	21380	No
178	GOM_NL__2PRFIN20060402_164020_000000522046_00284_21380_8782.N1	02-APR-2006 16:40:20	Dark	51.500	4	Alp1Cen	-0.010000	5800.0	103	21380	No
179	GOM_NL__2PRFIN20060402_164308_000000442046_00284_21380_8783.N1	02-APR-2006 16:43:08	Straylight	43.500	78	Alp Lup	2.3040	28000.	87	21380	No
180	GOM_NL__2PRFIN20060402_164557_000000402046_00284_21380_8784.N1	02-APR-2006 16:45:57	Straylight	40.000	64	Gam Cen	2.2000	10600.	80	21380	No
181	GOM_NL__2PRFIN20060402_164833_000000432046_00284_21380_8785.N1	02-APR-2006 16:48:33	Straylight	42.500	123	lot Cen	2.7500	10200.	85	21380	No
182	GOM_NL__2PRFIN20060402_165320_000000472046_00284_21380_8786.N1	02-APR-2006 16:53:20	Twi_and_stray	46.500	106	9Bet Crv	2.6480	5600.0	93	21380	No
183	GOM_NL__2PRFIN20060402_165517_000000412046_00284_21380_8787.N1	02-APR-2006 16:55:17	Twi_and_stray	40.500	100	4Gam Crv	2.5800	13100.	81	21380	No
184	GOM_NL__2PRFIN20060402_170016_000000402046_00284_21380_8788.N1	02-APR-2006 17:00:16	Bright	40.000	121	29Gam Vir	2.7400	7200.0	80	21380	No
185	GOM_NL__2PRFIN20060402_170454_000000382046_00284_21380_8789.N1	02-APR-2006 17:04:54	Bright	38.000	62	94Bet Leo	2.1360	9700.0	76	21380	No
186	GOM_NL__2PRFIN20060402_170633_000000362046_00284_21380_8790.N1	02-APR-2006 17:06:33	Bright	35.500	96	68Del Leo	2.5600	9300.0	71	21380	No
187	GOM_NL__2PRFIN20060402_171321_000000362046_00284_21380_8791.N1	02-APR-2006 17:13:21	Bright	35.500	174	52Psi UMa	3.0040	4400.0	71	21380	No
188	GOM_NL__2PRFIN20060402_171619_000000382046_00284_21380_8792.N1	02-APR-2006 17:16:19	Bright	37.500	87	64Gam UMa	2.4330	11000.	75	21380	No
189	GOM_NL__2PRFIN20060402_171812_000000372046_00284_21380_8793.N1	02-APR-2006 17:18:12	Bright	37.000	36	50Alp UMa	1.8000	6300.0	74	21380	No
190	GOM_NL__2PRFIN20060402_172426_000000382046_00284_21380_8794.N1	02-APR-2006 17:24:26	Bright	37.500	60	7Bet UMi	2.0810	3950.0	75	21380	No
191	GOM_NL__2PRFIN20060402_172616_000000352046_00284_21380_8795.N1	02-APR-2006 17:26:16	Bright	35.000	49	1Alp UMi	1.9900	6300.0	70	21380	No
192	GOM_NL__2PRFIN20060402_173356_000000372046_00284_21380_8796.N1	02-APR-2006 17:33:56	Bright	36.500	89	5Alp Cep	2.4510	8000.0	73	21380	No
193	GOM_NL__2PRFIN20060402_173908_000000412046_00284_21380_8797.N1	02-APR-2006 17:39:08	Bright	40.500	19	50Alp Cyg	1.2460	10500.	81	21380	No
194	GOM_NL__2PRFIN20060402_174252_000000462046_00284_21380_8798.N1	02-APR-2006 17:42:52	Bright	46.000	92	53Eps Cyg	2.5000	4500.0	92	21380	No
195	GOM_NL__2PRFIN20060402_174929_000000462046_00284_21380_8799.N1	02-APR-2006 17:49:29	Twi_and_stray	46.000	61	8Eps Peg	2.1000	3900.0	92	21380	No
196	GOM_NL__2PRFIN20060402_175406_000000452046_00284_21380_8800.N1	02-APR-2006 17:54:06	Dark	44.500	154	22Bet Aqr	2.8990	5700.0	89	21380	No
197	GOM_NL__2PRFIN20060402_181522_000000422046_00285_21381_8780.N1	02-APR-2006 18:15:22	Dark	42.000	141	Bet Ara	2.8400	4600.0	84	21381	No
198	GOM_NL__2PRFIN20060402_181819_000000422046_00285_21381_8781.N1	02-APR-2006 18:18:19	Dark	42.000	134	Bet TrA	2.8100	6600.0	84	21381	No
199	GOM_NL__2PRFIN20060402_182057_000000542046_00285_21381_8782.N1	02-APR-2006 18:20:57	Straylight	54.000	4	Alp1Cen	-0.010000	5800.0	108	21381	No
200	GOM_NL__2PRFIN20060402_182345_000000422046_00285_21381_8783.N1	02-APR-2006 18:23:45	Straylight	42.000	78	Alp Lup	2.3040	28000.	84	21381	No
201	GOM_NL__2PRFIN20060402_182633_000000402046_00285_21381_8784.N1	02-APR-2006 18:26:33	Straylight	39.500	64	Gam Cen	2.2000	10600.	79	21381	No
202	GOM_NL__2PRFIN20060402_182909_000000422046_00285_21381_8785.N1	02-APR-2006 18:29:09	Straylight	41.500	123	lot Cen	2.7500	10200.	83	21381	No
203	GOM_NL__2PRFIN20060402_183356_000000462046_00285_21381_8786.N1	02-APR-2006 18:33:56	Twi_and_stray	46.000	106	9Bet Crv	2.6480	5600.0	92	21381	No
204	GOM_NL__2PRFIN20060402_183553_000000422046_00285_21381_8787.N1	02-APR-2006 18:35:53	Twi_and_stray	42.000	100	4Gam Crv	2.5800	13100.	84	21381	No
205	GOM_NL__2PRFIN20060402_184052_000000402046_00285_21381_8788.N1	02-APR-2006 18:40:52	Bright	40.000	121	29Gam Vir	2.7400	7200.0	80	21381	No
206	GOM_NL__2PRFIN20060402_184530_000000382046_00285_21381_8789.N1	02-APR-2006 18:45:30	Bright	38.000	62	94Bet Leo	2.1360	9700.0	76	21381	No
207	GOM_NL__2PRFIN20060402_184709_000000362046_00285_21381_8790.N1	02-APR-2006 18:47:09	Bright	35.500	96	68Del Leo	2.5600	9300.0	71	21381	No
208	GOM_NL__2PRFIN20060402_185356_000000382046_00285_21381_8791.N1	02-APR-2006 18:53:56	Bright	38.000	174	52Psi UMa	3.0040	4400.0	76	21381	No
209	GOM_NL__2PRFIN20060402_185655_000000372046_00285_21381_8792.N1	02-APR-2006 18:56:55	Bright	37.000	87	64Gam UMa	2.4330	11000.	74	21381	No
210	GOM_NL__2PRFIN20060402_185848_000000352046_00285_21381_8793.N1	02-APR-2006 18:58:48	Bright	34.500	36	50Alp UMa	1.8000	6300.0	69	21381	No
211	GOM_NL__2PRFIN20060402_190502_000000372046_00285_21381_8794.N1	02-APR-2006 19:05:02	Bright	36.500	60	7Bet UMi	2.0810	3950.0	73	21381	No
212	GOM_NL__2PRFIN20060402_190652_000000352046_00285_21381_8795.N1	02-APR-2006 19:06:52	Bright	35.000	49	1Alp UMi	1.9900	6300.0	70	21381	No
213	GOM_NL__2PRFIN20060402_191432_000000352046_00285_21381_8796.N1	02-APR-2006 19:14:32	Bright	34.500	89	5Alp Cep	2.4510	8000.0	69	21381	No
214	GOM_NL__2PRFIN20060402_191944_000000432046_00285_21381_8797.N1	02-APR-2006 19:19:44	Bright	42.500	19	50Alp Cyg	1.2460	10500.	85	21381	No
215	GOM_NL__2PRFIN20060402_192328_000000442046_00285_21381_8798.N1	02-APR-2006 19:23:28	Bright	43.500	92	53Eps Cyg	2.5000	4500.0	87	21381	No
216	GOM_NL__2PRFIN20060402_193005_000000452046_00285_21381_8799.N1	02-APR-2006 19:30:05	Twi_and_stray	44.500	61	8Eps Peg	2.1000	3900.0	89	21381	No
217	GOM_NL__2PRFIN20060402_193443_000000432046_00285_21381_8800.N1	02-APR-2006 19:34:43	Dark	42.500	154	22Bet Aqr	2.8990	5700.0	85	21381	No
218	GOM_NL__2PRFIN20060402_195559_000000422046_00286_21382_8780.N1	02-APR-2006 19:55:59	Dark	41.500	141	Bet Ara	2.8400	4600.0	83	21382	No
219	GOM_NL__2PRFIN20060402_195856_000000392046_00286_21382_8781.N1	02-APR-2006 19:58:56	Dark	38.500	134	Bet TrA	2.8100	6600.0	77	21382	No

220	GOM_NL__2PRFIN20060402_200133_000000412046_00286_21382_8782.N1	02-APR-2006 20:01:33	Dark	40.500	4	Alp1Cen	-0.010000	5800.0	81	21382	No
221	GOM_NL__2PRFIN20060402_200422_000000442046_00286_21382_8783.N1	02-APR-2006 20:04:22	Straylight	44.000	78	Alp Lup	2.3040	28000.	88	21382	No
222	GOM_NL__2PRFIN20060402_200709_000000422046_00286_21382_8784.N1	02-APR-2006 20:07:09	Straylight	42.000	64	Gam Cen	2.2000	10600.	84	21382	No
223	GOM_NL__2PRFIN20060402_200839_000000262046_00286_21382_8785.N1	02-APR-2006 20:08:39	Straylight	26.000	54	5The Cen	2.0550	4500.0	52	21382	No
224	GOM_NL__2PRFIN20060402_200945_000000432046_00286_21382_8786.N1	02-APR-2006 20:09:45	Straylight	43.000	123	lot Cen	2.7500	10200.	86	21382	No
225	GOM_NL__2PRFIN20060402_201403_000000272046_00286_21382_8787.N1	02-APR-2006 20:14:03	Twi_and_stray	27.000	169	46Gam Hya	2.9910	4700.0	54	21382	No
226	GOM_NL__2PRFIN20060402_201503_000000442046_00286_21382_8788.N1	02-APR-2006 20:15:03	Twi_and_stray	44.000	171	2Eps Crv	3.0010	4250.0	88	21382	No
227	GOM_NL__2PRFIN20060402_201629_000000422046_00286_21382_8789.N1	02-APR-2006 20:16:29	Twi_and_stray	41.500	100	4Gam Crv	2.5800	13100.	83	21382	No
228	GOM_NL__2PRFIN20060402_202128_000000422046_00286_21382_8790.N1	02-APR-2006 20:21:28	Bright	42.000	121	29Gam Vir	2.7400	7200.0	84	21382	No
229	GOM_NL__2PRFIN20060402_202606_000000382046_00286_21382_8791.N1	02-APR-2006 20:26:06	Bright	38.000	62	94Bet Leo	2.1360	9700.0	76	21382	No
230	GOM_NL__2PRFIN20060402_202745_000000502046_00286_21382_8792.N1	02-APR-2006 20:27:45	Bright	50.000	96	68Del Leo	2.5600	9300.0	100	21382	No
231	GOM_NL__2PRFIN20060402_203432_000000362046_00286_21382_8793.N1	02-APR-2006 20:34:32	Bright	36.000	174	52Psi UMa	3.0040	4400.0	72	21382	No
232	GOM_NL__2PRFIN20060402_203730_000000362046_00286_21382_8794.N1	02-APR-2006 20:37:30	Bright	36.000	87	64Gam UMa	2.4330	11000.	72	21382	No
233	GOM_NL__2PRFIN20060402_203924_000000382046_00286_21382_8795.N1	02-APR-2006 20:39:24	Bright	37.500	36	50Alp UMa	1.8000	6300.0	75	21382	No
234	GOM_NL__2PRFIN20060402_204537_000000412046_00286_21382_8796.N1	02-APR-2006 20:45:37	Bright	40.500	60	7Bet UMi	2.0810	3950.0	81	21382	No
235	GOM_NL__2PRFIN20060402_204728_000000352046_00286_21382_8797.N1	02-APR-2006 20:47:28	Bright	35.000	49	1Alp UMi	1.9900	6300.0	70	21382	No
236	GOM_NL__2PRFIN20060402_205508_000000372046_00286_21382_8798.N1	02-APR-2006 20:55:08	Bright	37.000	89	5Alp Cep	2.4510	8000.0	74	21382	No
237	GOM_NL__2PRFIN20060402_210020_000000402046_00286_21382_8799.N1	02-APR-2006 21:00:20	Bright	40.000	19	50Alp Cyg	1.2460	10500.	80	21382	No
238	GOM_NL__2PRFIN20060402_211041_000000452046_00286_21382_8800.N1	02-APR-2006 21:10:41	Twi_and_stray	45.000	61	8Eps Peg	2.1000	3900.0	90	21382	No
239	GOM_NL__2PRFIN20060402_211519_000000442046_00286_21382_8801.N1	02-APR-2006 21:15:19	Dark	43.500	154	22Bet Aqr	2.8990	5700.0	87	21382	No
240	GOM_NL__2PRFIN20060402_213635_000000442046_00287_21383_8780.N1	02-APR-2006 21:36:35	Dark	44.000	141	Bet Ara	2.8400	4600.0	88	21383	No
241	GOM_NL__2PRFIN20060402_213932_000000382046_00287_21383_8781.N1	02-APR-2006 21:39:32	Dark	38.000	134	Bet TrA	2.8100	6600.0	76	21383	No
242	GOM_NL__2PRFIN20060402_214209_000000452046_00287_21383_8782.N1	02-APR-2006 21:42:09	Dark	45.000	4	Alp1Cen	-0.010000	5800.0	90	21383	No
243	GOM_NL__2PRFIN20060402_214458_000000432046_00287_21383_8783.N1	02-APR-2006 21:44:58	Straylight	43.000	78	Alp Lup	2.3040	28000.	86	21383	No
244	GOM_NL__2PRFIN20060402_214746_000000392046_00287_21383_8784.N1	02-APR-2006 21:47:46	Straylight	38.500	64	Gam Cen	2.2000	10600.	77	21383	No
245	GOM_NL__2PRFIN20060402_214916_000000262046_00287_21383_8785.N1	02-APR-2006 21:49:16	Straylight	26.000	54	5The Cen	2.0550	4500.0	52	21383	No
246	GOM_NL__2PRFIN20060402_215021_000000432046_00287_21383_8786.N1	02-APR-2006 21:50:21	Straylight	43.000	123	lot Cen	2.7500	10200.	86	21383	No
247	GOM_NL__2PRFIN20060402_215439_000000272046_00287_21383_8787.N1	02-APR-2006 21:54:39	Twi_and_stray	27.000	169	46Gam Hya	2.9910	4700.0	54	21383	No
248	GOM_NL__2PRFIN20060402_215539_000000432046_00287_21383_8788.N1	02-APR-2006 21:55:39	Twi_and_stray	42.500	171	2Eps Crv	3.0010	4250.0	85	21383	No
249	GOM_NL__2PRFIN20060402_215705_000000432046_00287_21383_8789.N1	02-APR-2006 21:57:05	Twi_and_stray	42.500	100	4Gam Crv	2.5800	13100.	85	21383	No
250	GOM_NL__2PRFIN20060402_220204_000000422046_00287_21383_8790.N1	02-APR-2006 22:02:04	Bright	41.500	121	29Gam Vir	2.7400	7200.0	83	21383	No
251	GOM_NL__2PRFIN20060402_220642_000000382046_00287_21383_8791.N1	02-APR-2006 22:06:42	Bright	37.500	62	94Bet Leo	2.1360	9700.0	75	21383	No
252	GOM_NL__2PRFIN20060402_220821_000000362046_00287_21383_8792.N1	02-APR-2006 22:08:21	Bright	36.000	96	68Del Leo	2.5600	9300.0	72	21383	No
253	GOM_NL__2PRFIN20060402_221508_000000372046_00287_21383_8793.N1	02-APR-2006 22:15:08	Bright	36.500	174	52Psi UMa	3.0040	4400.0	73	21383	No
254	GOM_NL__2PRFIN20060402_221806_000000392046_00287_21383_8794.N1	02-APR-2006 22:18:06	Bright	38.500	87	64Gam UMa	2.4330	11000.	77	21383	No
255	GOM_NL__2PRFIN20060402_222000_000000382046_00287_21383_8795.N1	02-APR-2006 22:20:00	Bright	37.500	36	50Alp UMa	1.8000	6300.0	75	21383	No
256	GOM_NL__2PRFIN20060402_222613_000000402046_00287_21383_8796.N1	02-APR-2006 22:26:13	Bright	40.000	60	7Bet UMi	2.0810	3950.0	80	21383	No
257	GOM_NL__2PRFIN20060402_222804_000000352046_00287_21383_8797.N1	02-APR-2006 22:28:04	Bright	35.000	49	1Alp UMi	1.9900	6300.0	70	21383	No
258	GOM_NL__2PRFIN20060402_223544_000000372046_00287_21383_8798.N1	02-APR-2006 22:35:44	Bright	36.500	89	5Alp Cep	2.4510	8000.0	73	21383	No
259	GOM_NL__2PRFIN20060402_224056_000000402046_00287_21383_8799.N1	02-APR-2006 22:40:56	Bright	40.000	19	50Alp Cyg	1.2460	10500.	80	21383	No
260	GOM_NL__2PRFIN20060402_225117_000000442046_00287_21383_8800.N1	02-APR-2006 22:51:17	Twi_and_stray	44.000	61	8Eps Peg	2.1000	3900.0	88	21383	No
261	GOM_NL__2PRFIN20060402_225555_000000402046_00287_21383_8801.N1	02-APR-2006 22:55:55	Dark	39.500	154	22Bet Aqr	2.8990	5700.0	79	21383	No
262	GOM_NL__2PRFIN20060402_231712_000000452046_00288_21384_8780.N1	02-APR-2006 23:17:12	Dark	45.000	141	Bet Ara	2.8400	4600.0	90	21384	No
263	GOM_NL__2PRFIN20060402_232009_000000392046_00288_21384_8781.N1	02-APR-2006 23:20:09	Dark	39.000	134	Bet TrA	2.8100	6600.0	78	21384	No
264	GOM_NL__2PRFIN20060402_232246_000000522046_00288_21384_8782.N1	02-APR-2006 23:22:46	Straylight	52.000	4	Alp1Cen	-0.010000	5800.0	104	21384	No
265	GOM_NL__2PRFIN20060402_232535_000000432046_00288_21384_8783.N1	02-APR-2006 23:25:35	Straylight	42.500	78	Alp Lup	2.3040	28000.	85	21384	No
266	GOM_NL__2PRFIN20060402_232822_000000392046_00288_21384_8784.N1	02-APR-2006 23:28:22	Straylight	39.000	64	Gam Cen	2.2000	10600.	78	21384	No
267	GOM_NL__2PRFIN20060402_232952_000000302046_00288_21384_8785.N1	02-APR-2006 23:29:52	Straylight	30.000	54	5The Cen	2.0550	4500.0	60	21384	No
268	GOM_NL__2PRFIN20060402_233058_000000422046_00288_21384_8786.N1	02-APR-2006 23:30:58	Straylight	42.000	123	lot Cen	2.7500	10200.	84	21384	No
269	GOM_NL__2PRFIN20060402_233545_000000452046_00288_21384_8787.N1	02-APR-2006 23:35:45	Twi_and_stray	44.500	106	9Bet Crv	2.6480	5600.0	89	21384	No
270	GOM_NL__2PRFIN20060402_233741_000000412046_00288_21384_8788.N1	02-APR-2006 23:37:41	Twi_and_stray	41.000	100	4Gam Crv	2.5800	13100.	82	21384	No
271	GOM_NL__2PRFIN20060402_234240_000000432046_00288_21384_8789.N1	02-APR-2006 23:42:40	Bright	42.500	121	29Gam Vir	2.7400	7200.0	85	21384	No
272	GOM_NL__2PRFIN20060402_234718_000000382046_00288_21384_8790.N1	02-APR-2006 23:47:18	Bright	37.500	62	94Bet Leo	2.1360	9700.0	75	21384	No
273	GOM_NL__2PRFIN20060402_234857_000000352046_00288_21384_8791.N1	02-APR-2006 23:48:57	Bright	35.000	96	68Del Leo	2.5600	9300.0	70	21384	No
274	GOM_NL__2PRFIN20060402_235544_000000342046_00288_21384_8792.N1	02-APR-2006 23:55:44	Bright	34.000	174	52Psi UMa	3.0040	4400.0	68	21384	No
275	GOM_NL__2PRFIN20060402_235842_000000362046_00288_21384_8793.N1	02-APR-2006 23:58:42	Bright	36.000	87	64Gam UMa	2.4330	11000.	72	21384	No

3. Quality information per product

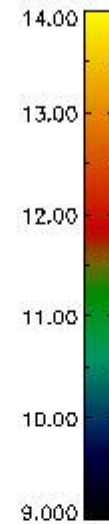
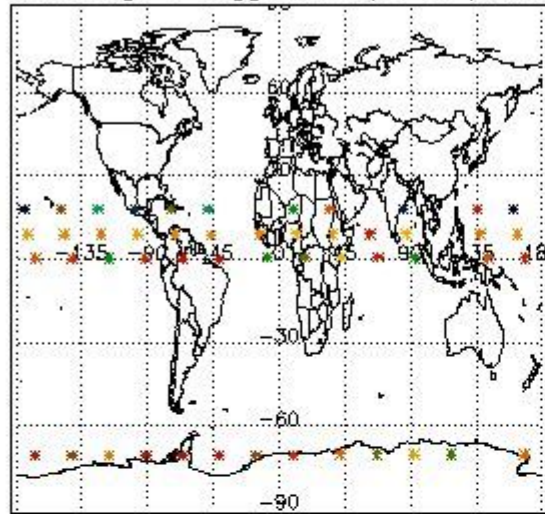
In this section it is plotted some information contained in the Quality Summary data set of the level 2 products. Only products in dark limb conditions and without errors (error flag in the MPH set to "0") are used.

3.1 Plot quality information per product (time dependant)

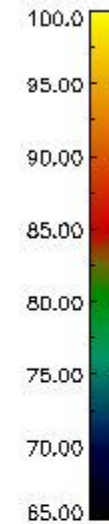
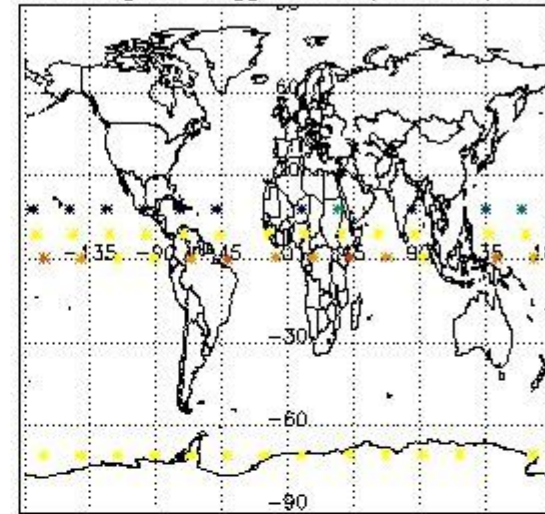


3.2 Plot quality information per product (world map)


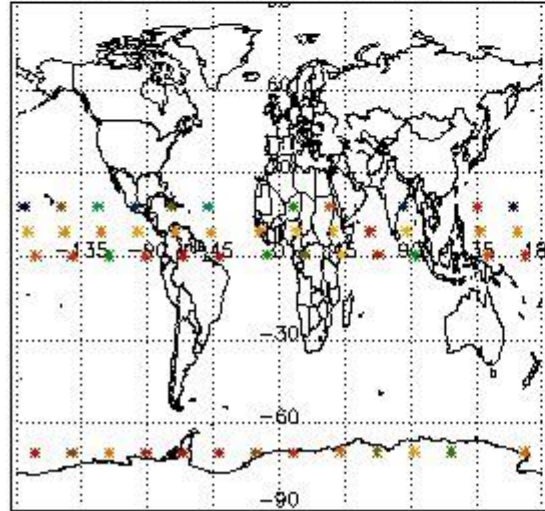
Percentage of flagged data per O3 profile



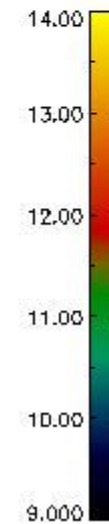
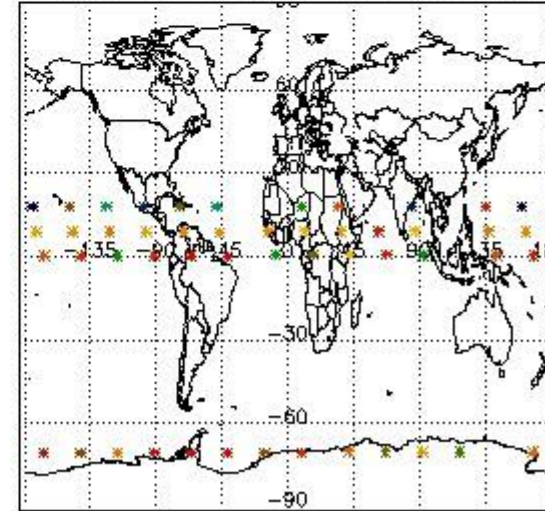
Percentage of flagged data per H2O profile



Percentage of flagged data per NO2 profile



Percentage of flagged data per NO3 profile

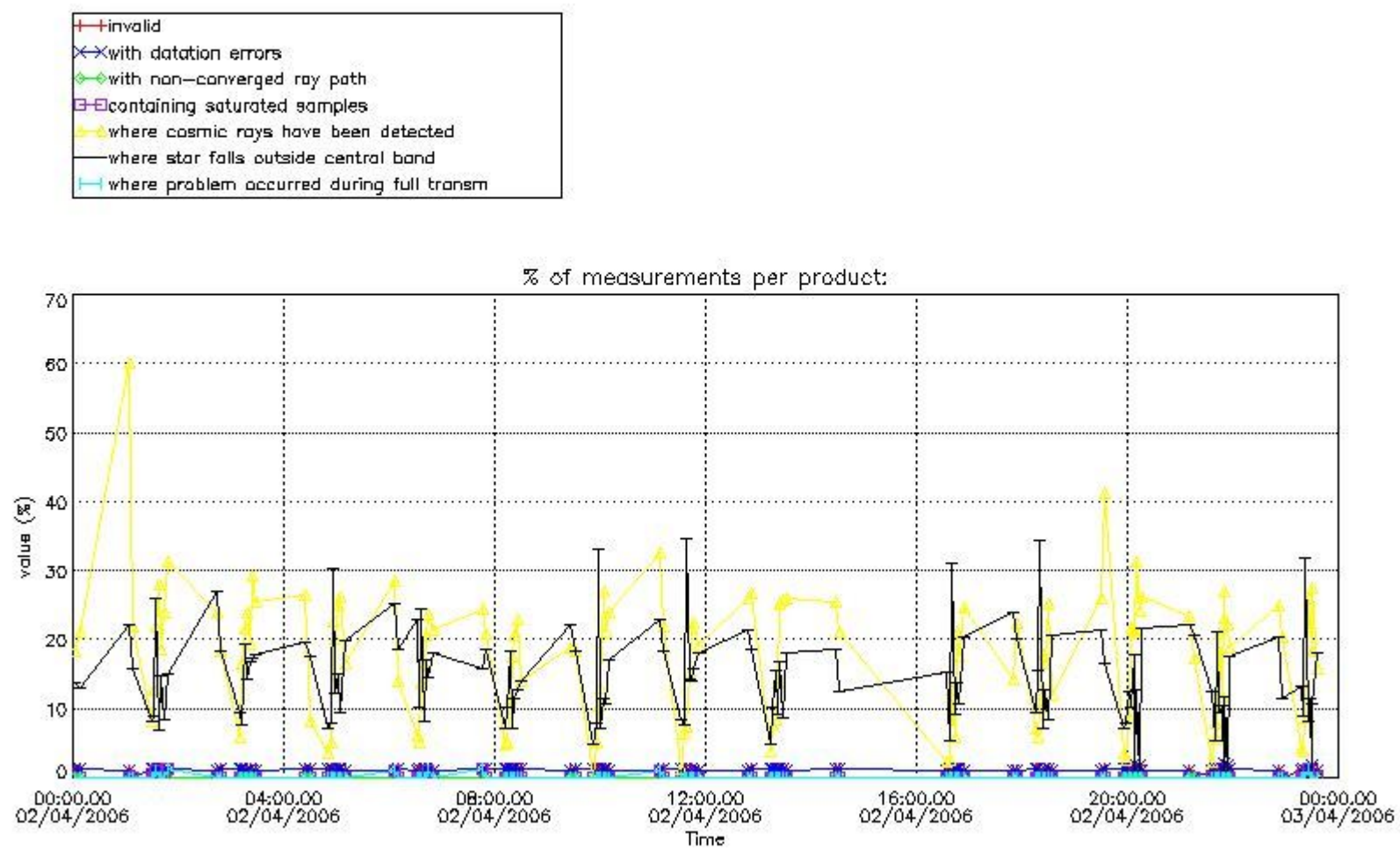


4. Level 1 quality information per product

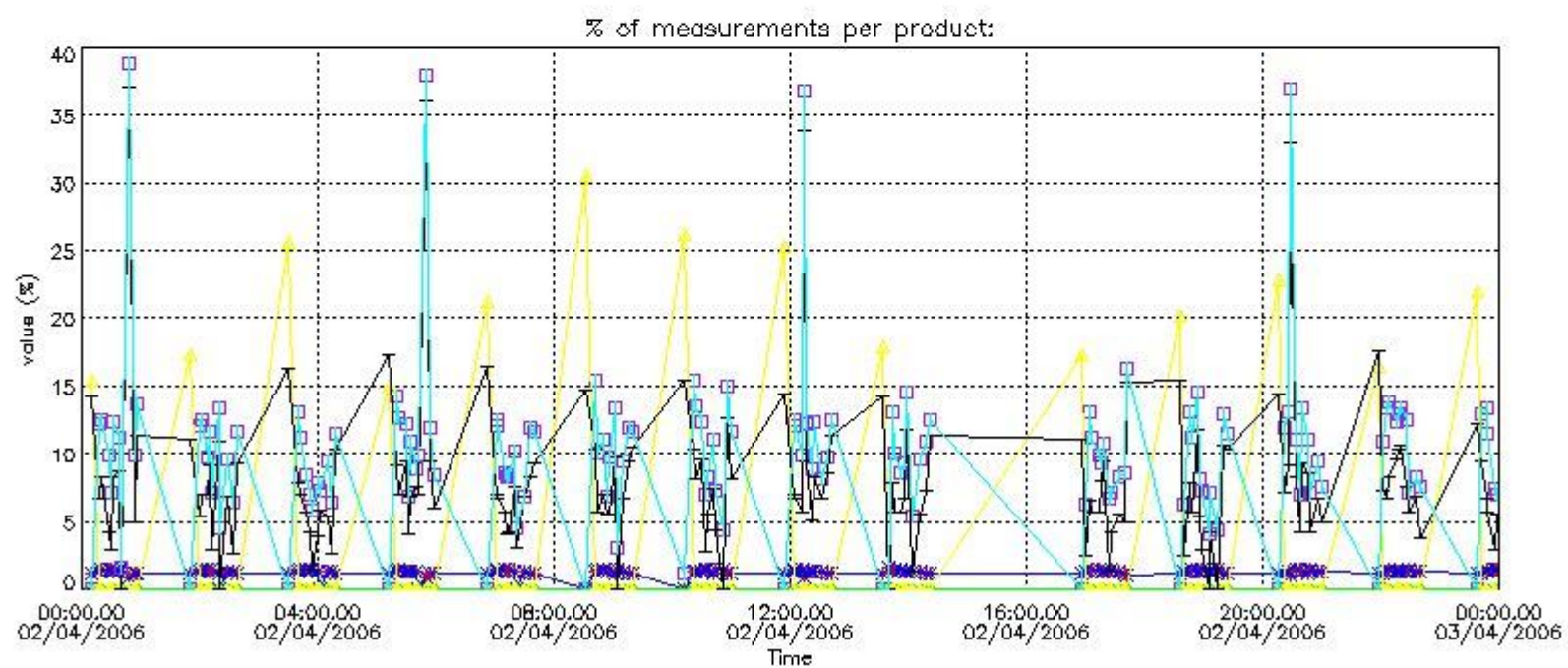
In this section it is plotted some information contained in the Quality Summary data set of the level 2 products that comes from the level 1b processing. Products without errors (error flag in the MPH set to "0") are used.

4.1 Plot quality information per product (time dependant) coming from level 1b processing

4.1.1 Plot level 1 quality information per product (time dependant): ENVISAT ASCENDING passes

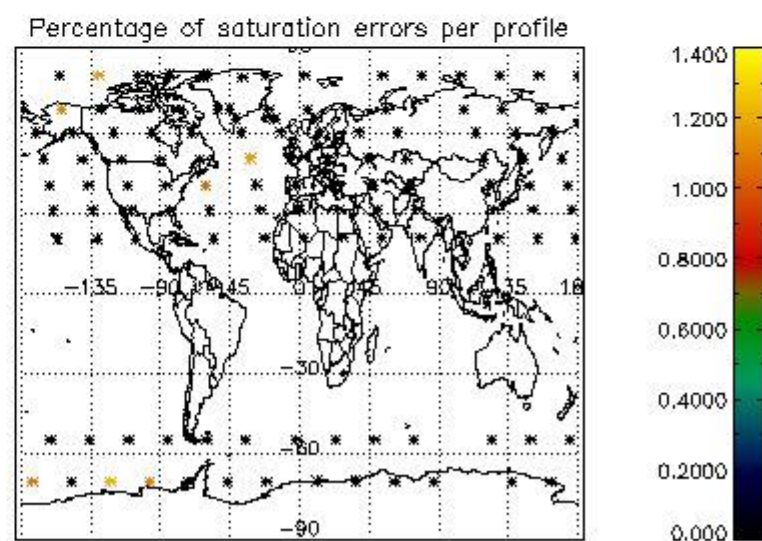
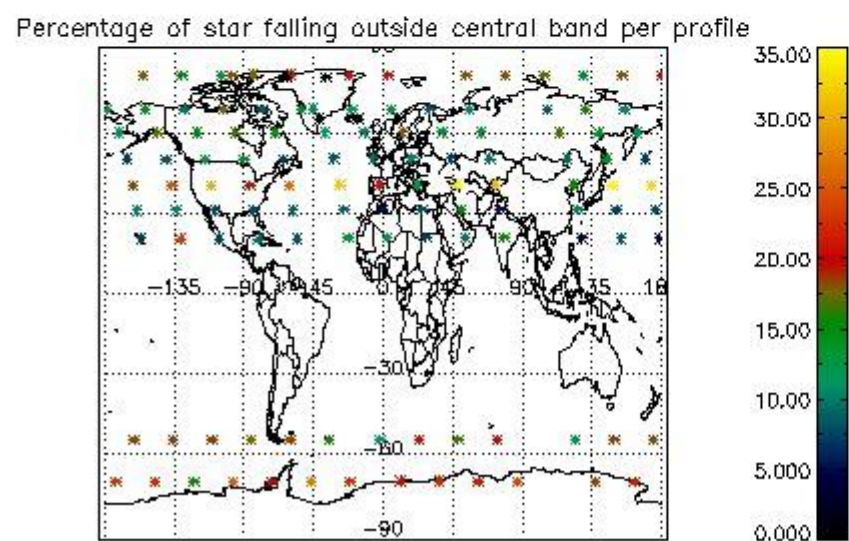
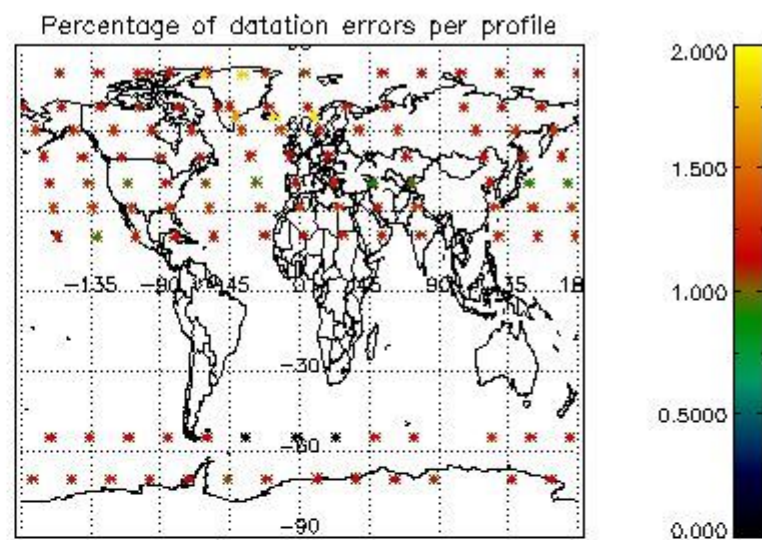
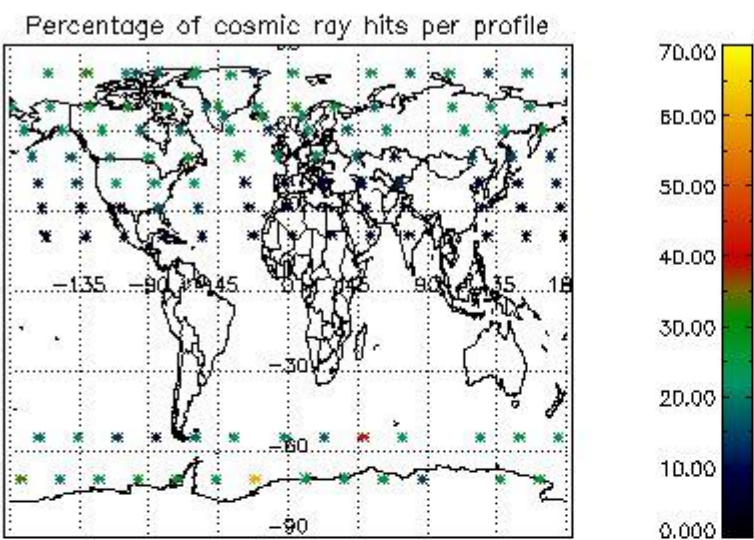


4.1.2 Plot level 1 quality information per product (time dependant): ENVI SAT DESCENDING passes

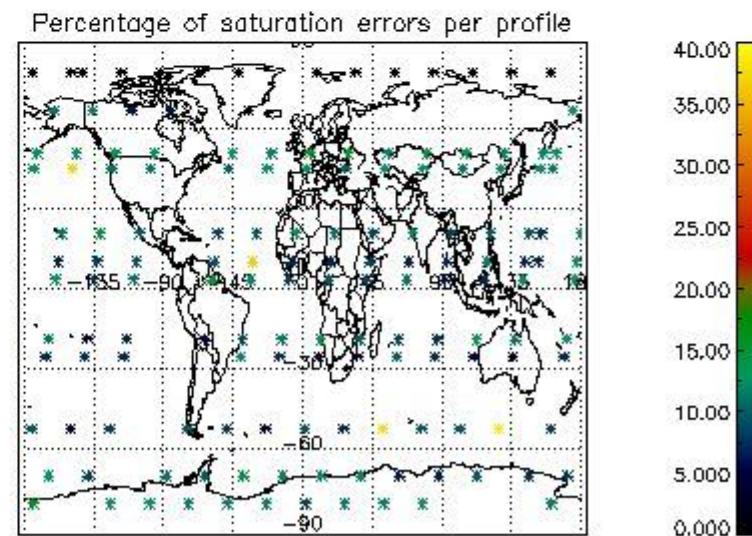
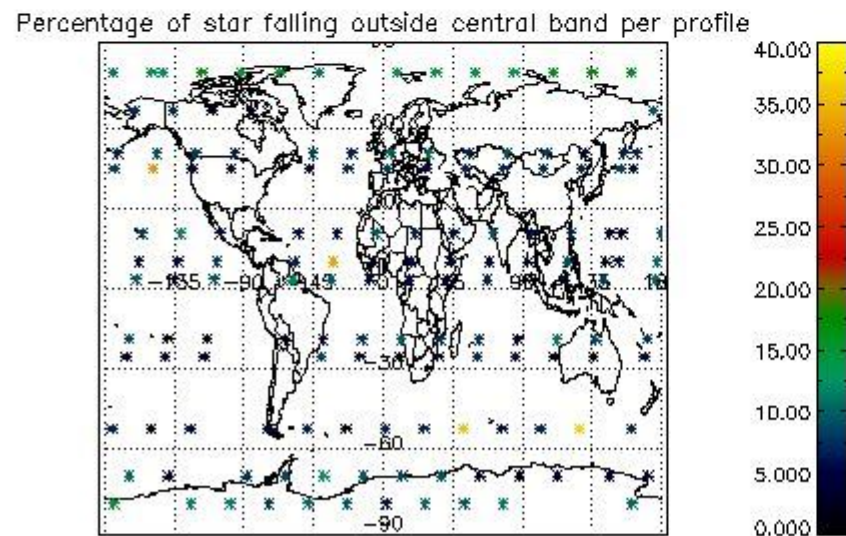
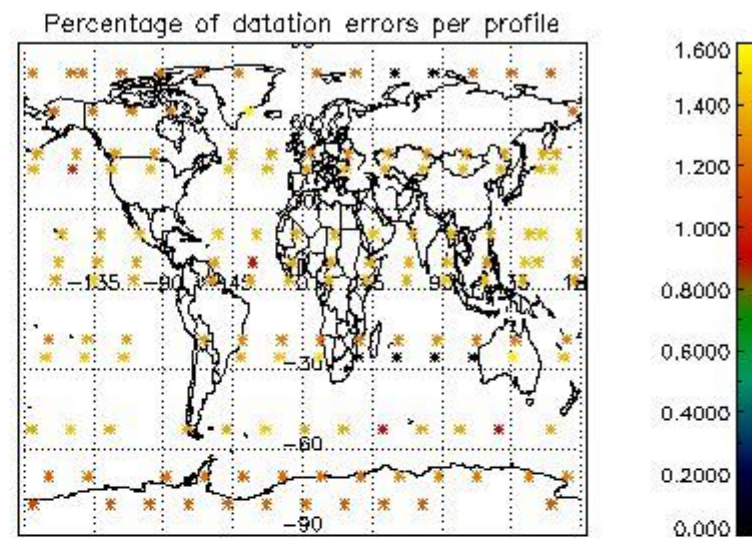
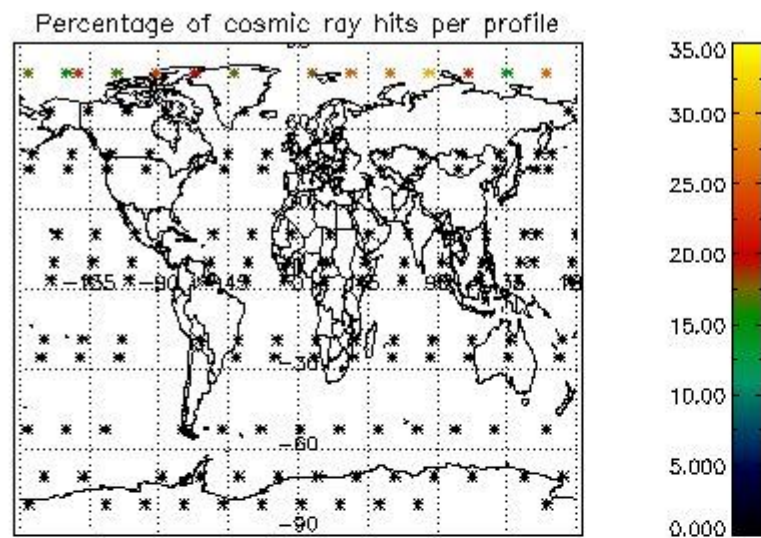


4.2 Plot quality information per product coming from level 1b processing (world map)

4.2.1 Plot level 1 quality information per product (world map): ENVISAT ASCENDING passes



4.2.2 Plot level 1 quality information per product (world map): ENVISAT DESCENDING passes



5. Trace gas profiles

5.1 Ozone statistics based on quality of products

The final quality of the products can be "measured" using the STD (Standard Deviation) attached to every point profile. This information is written to the parameter GOM_NL__2P/NL_LOCAL_SPECIES_DENSITY/o3_std of the level 2 products. The table below shows the statistics for given STD ranges.

The statistics are given with respect to the overall valid production:

- Products without fatal errors: GOM_NL__2P/MPH/PRODUCT_ERR=0
- Valid point profile: GOM_NL__2P/NL_LOCAL_SPECIES_DENSITY/pcd(0)=0

The 'Criteria' is applied to valid points of dark limb products:

- Products in dark limb illumination condition: GOM_NL__2P/NL_SUMMARY_QUALITY/obs_ill_cond=0
- Products without fatal errors: GOM_NL__2P/MPH/PRODUCT_ERR=0
- Valid point profile: GOM_NL__2P/NL_LOCAL_SPECIES_DENSITY/pcd(0)=0

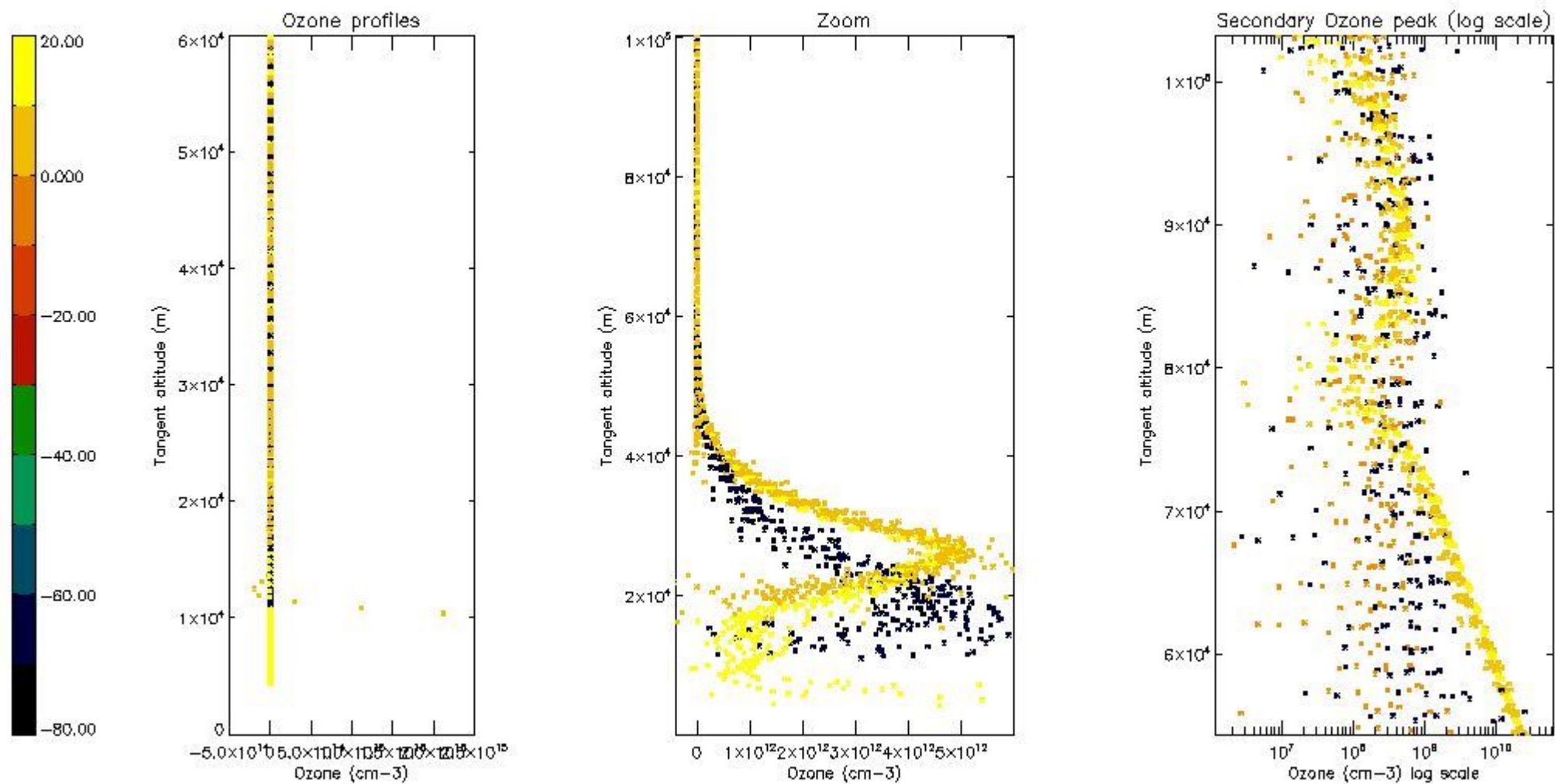
So, the table below shows the percentage of dark limb and valid observations for each criteria with respect to the overall valid daily observations.

Criteria	% of total production
All STD	20
STD < 20	8

STD < 10	5
STD < 5	2

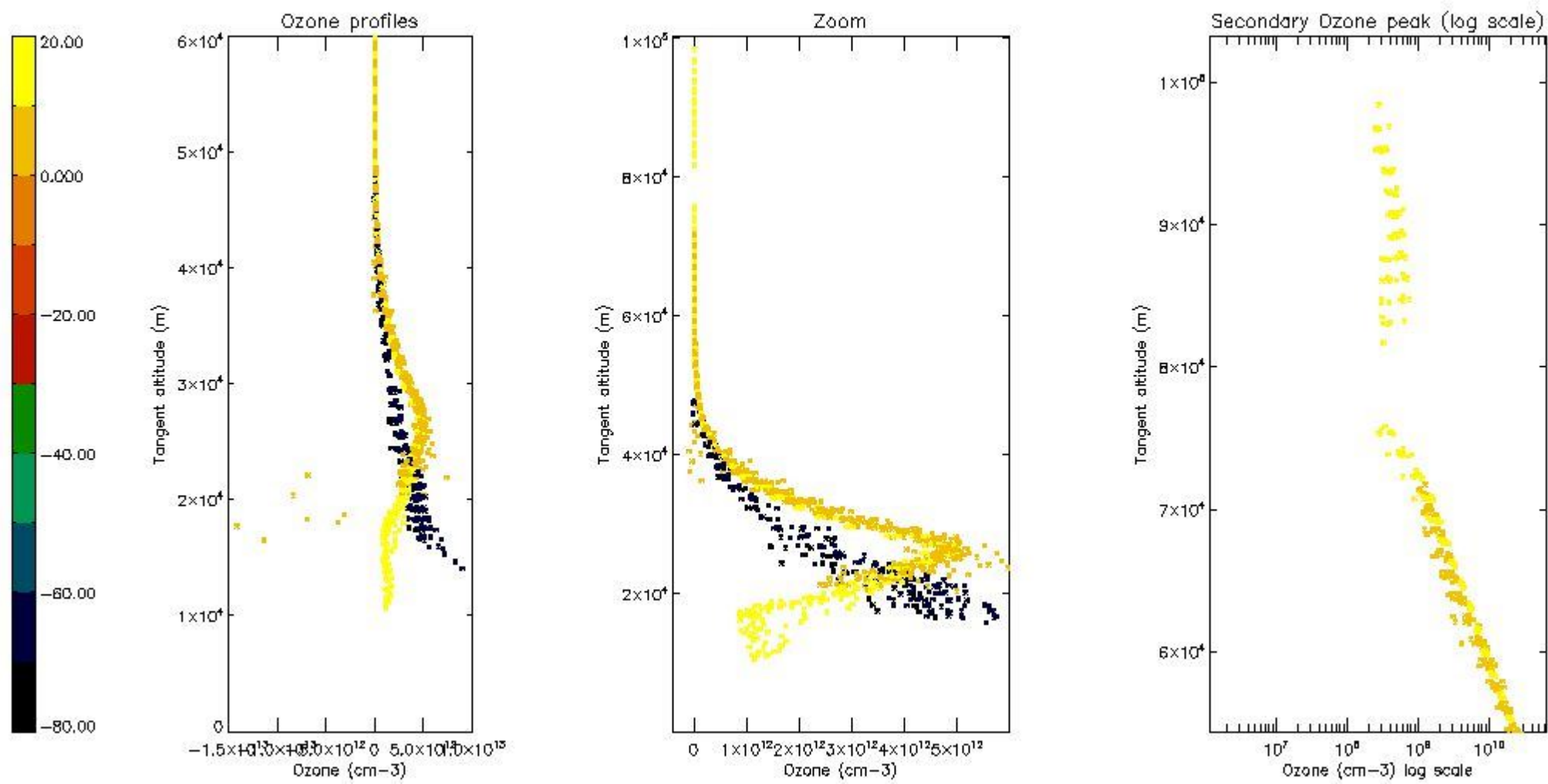
5.2 Plot ozone profiles for all STD (dark without errors)

The colorbar represents the latitude.



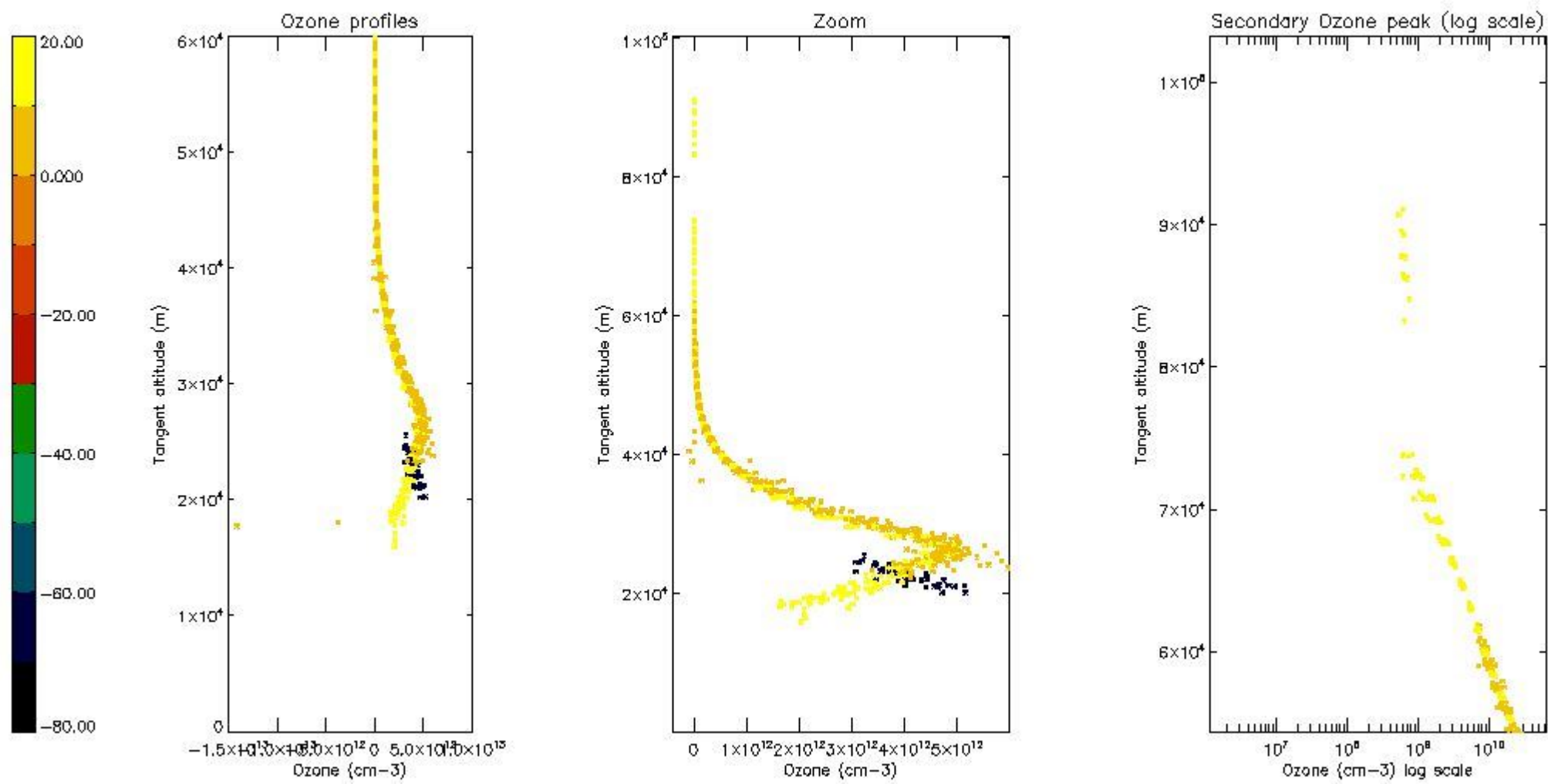
5.3 Plot ozone profiles where STD < 20% (dark without errors)

The colorbar represents the latitude.



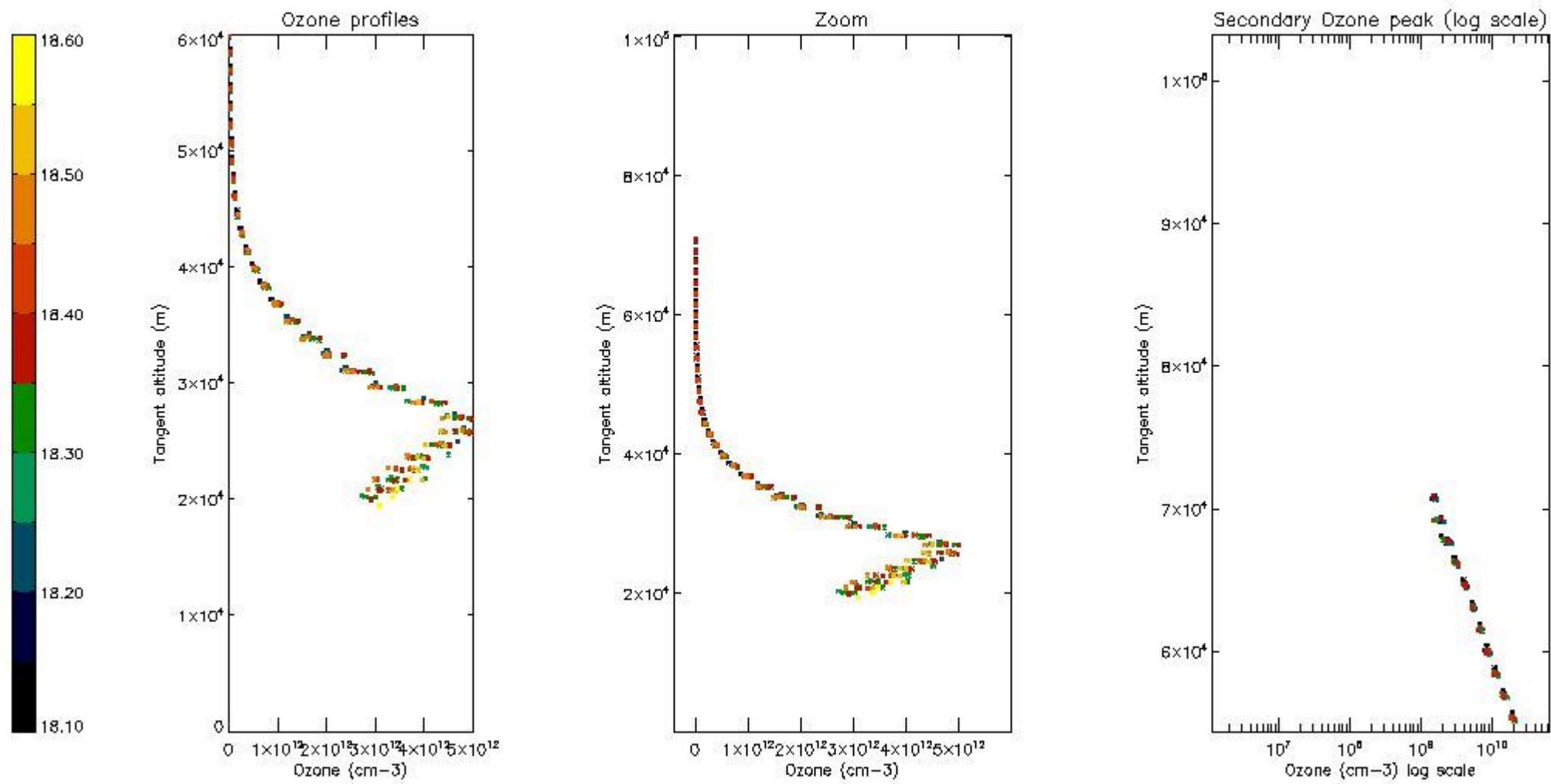
5.4 Plot ozone profiles where STD < 10% (dark without errors)

The colorbar represents the latitude.



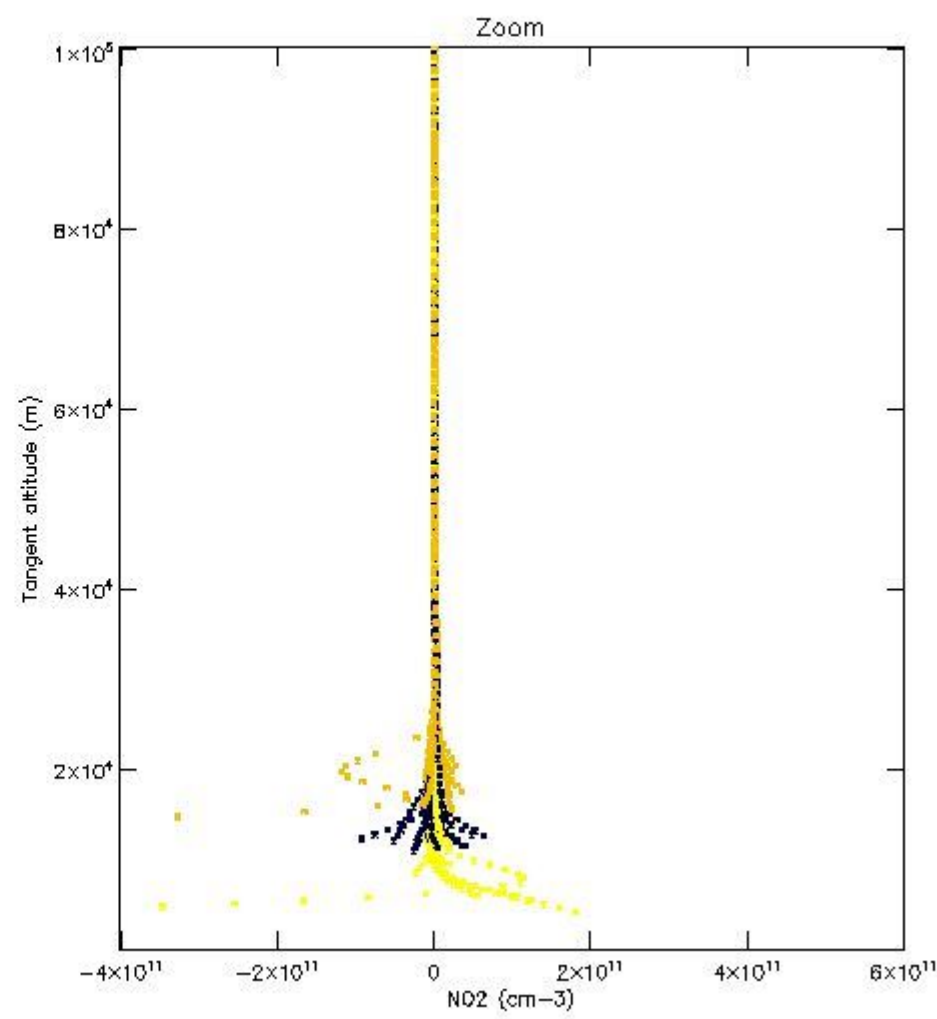
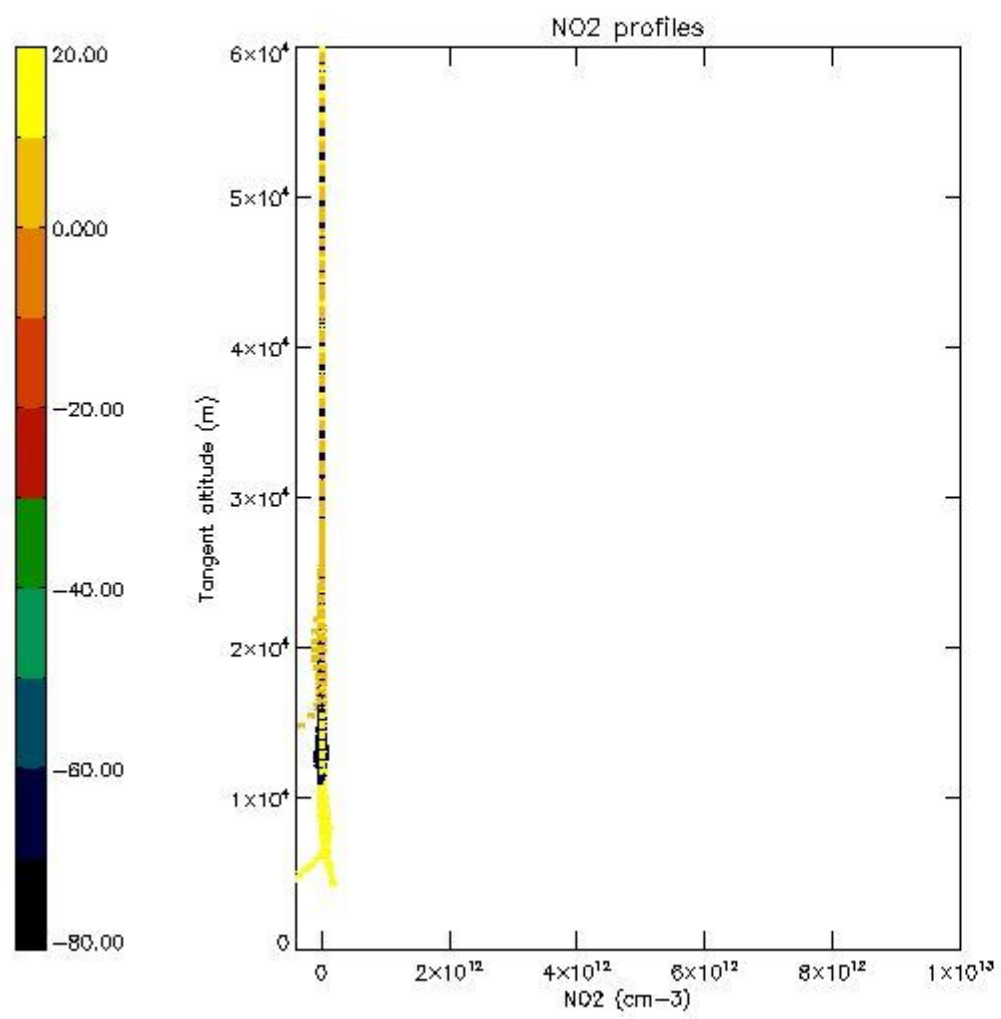
5.5 Plot ozone profiles where STD < 5% (dark without errors)

The colorbar represents the latitude.



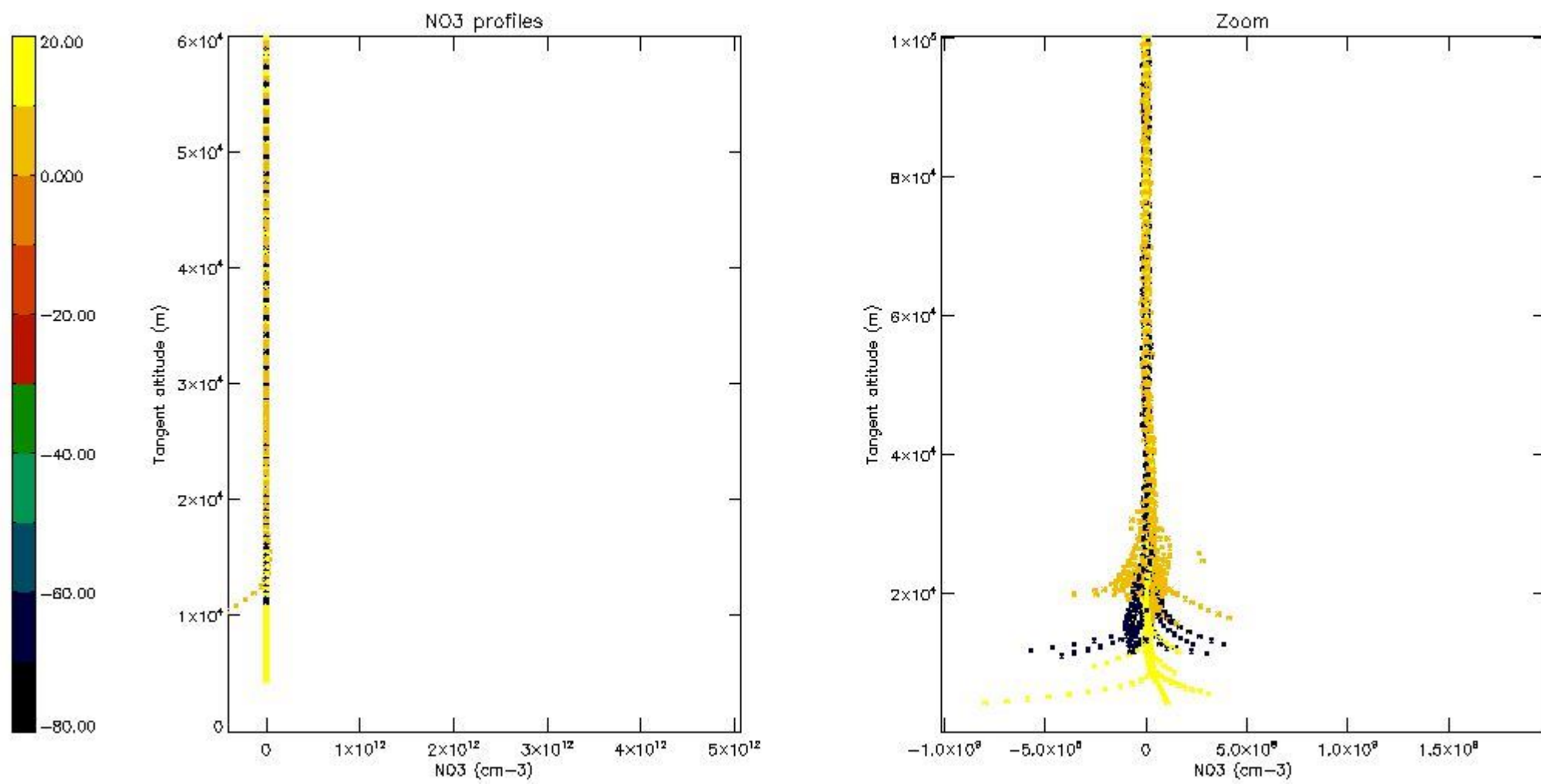
5.6 Plot NO₂ profiles for all STD (dark without errors)

The colorbar represents the latitude.



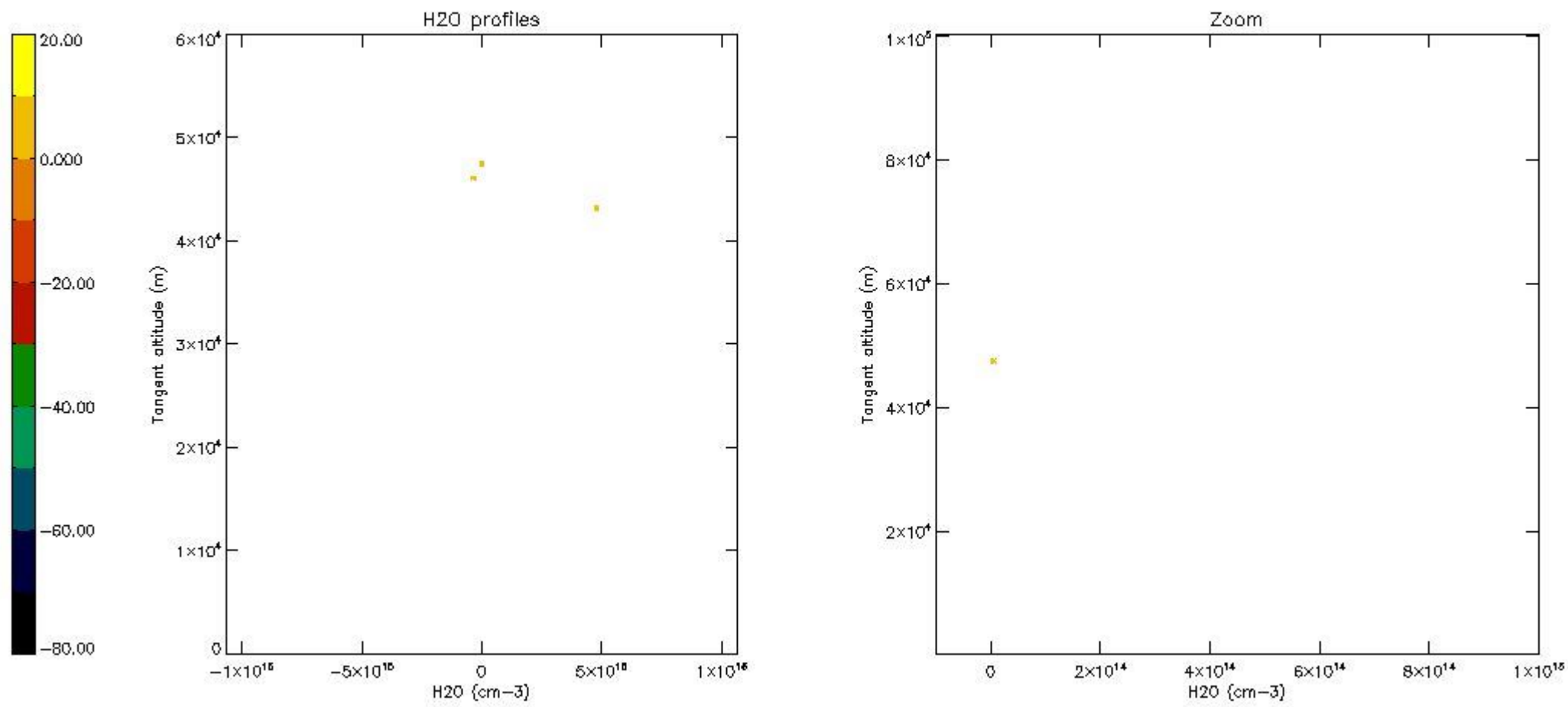
5.7 Plot NO3 profiles for all STD (dark without errors)

The colorbar represents the latitude.



5.8 Plot H₂O profiles for all STD (only for occultations of stars 1,2,3,4,13,14,16,26,63 dark without errors)

The colorbar represents the latitude.



6. Auxiliary Data Files used for the production reported in section 2

The number reported in the third column indicates since which file (see list in section 2) the corresponding auxiliary file has been used. The fourth column is the date of those product files.

Type	Auxiliary Filename	Used since product	Used since product date
INST_PHYS_CHARACTERISTICS	GOM_INS_AXVIEC20091111_143220_20030716_120000_20500101_000000	1	02-APR-2006 00:02:29
LEVEL-2_PROC_CONFIG	GOM_PR2_AXVIEC20091111_152718_20020301_000000_20500101_000000	1	02-APR-2006 00:02:29
CROSS_SECTIONS_FILE	GOM_CRS_AXVIEC20091111_154832_20020301_000000_20500101_000000	1	02-APR-2006 00:02:29

GOMOS Level 2 Daily Report

SUMMARY

[1. General Info](#)

[2. Summary of processed GOM_NL_2P products](#)

[3. Level 2 Quality information per product](#)

[3.1 Plot of level 2 quality information per product \(time dependant\)](#)

[3.2 Plot of level 2 quality information per product \(world map\)](#)

[4. Level 1 Quality information per product \(stored on level 2 products\)](#)

[4.1 Plot of level 1 quality information per product \(time dependant\)](#)

[4.1.1 Plot of level 1 quality information per product \(time dependant\): ASCENDING](#)

[4.1.2 Plot of level 1 quality information per product \(time dependant\): DESCENDING](#)

[4.2 Plot of level 1 quality information per product \(world map\)](#)

[4.2.1 Plot of level 1 quality information per product \(world map\): ASCENDING](#)

[4.2.2 Plot of level 1 quality information per product \(world map\): DESCENDING](#)

[5. Ozone profiles based on quality statistics and other trace gas profiles](#)

[5.1 Ozone statistics based on quality of products](#)

[5.2 Plot ozone profiles for all STD \(dark without errors\)](#)

[5.3 Plot ozone profiles where STD < 20% \(dark without errors\)](#)

[5.4. Plot ozone profiles where STD < 10% \(dark without errors\)](#)

[5.5. Plot ozone profiles where STD < 5% \(dark without errors\)](#)

[5.6 Plot NO2 profiles for all STD \(dark without errors\)](#)

[5.7 Plot NO3 profiles for all STD \(dark without errors\)](#)

[5.8 Plot H2O profiles \(only for occultations of stars 1,2,3,4,13,14,16,26,63 dark without errors\) for all STD](#)

[6. Auxiliary Data Files used for the production reported in section 2](#)

This report presents the daily analysis on parameters extracted from GOMOS level 2 data (GOM_NL__2P). It is intended to monitor some important parameters that will impact the quality of these products. A list of level 2 products (and content) that have arrived during the reporting day to the PCF is also given.

Item	Value
Time of report generation	23APR2013 17:20:25
Data source version	GOMOS/6.01
Start time of products	02-04-2006 (02APR2006 00:00:00)
Stop time of products	03-04-2006 (03APR2006 00:00:00)
Store outputs in DB	Yes
Nb of level 2 prods	275
Nb of prods with errors	0

2. Summary of processed GOM_NL__2P products.

Nr	Filename	UTC Start time	Limb	Duration	Star Id	Star Name	Star Mag	Star Temp	Nb Meas	Orbit	Prod. error
1	GOM_NL__2PRFIN20060402_000229_000000442046_00274_21370_8765.N1	02-APR-2006 00:02:29	Straylight	43.500	123	Iot Cen	2.7500	10200.	87	21370	No
2	GOM_NL__2PRFIN20060402_000718_000000432046_00274_21370_8766.N1	02-APR-2006 00:07:18	Twi_and_stray	42.500	106	9Bet Crv	2.6480	5600.0	85	21370	No
3	GOM_NL__2PRFIN20060402_000916_000000422046_00274_21370_8767.N1	02-APR-2006 00:09:16	Twi_and_stray	42.000	100	4Gam Crv	2.5800	13100.	84	21370	No
4	GOM_NL__2PRFIN20060402_001856_000000372046_00274_21370_8768.N1	02-APR-2006 00:18:56	Bright	37.000	62	94Bet Leo	2.1360	9700.0	74	21370	No
5	GOM_NL__2PRFIN20060402_002033_000000362046_00274_21370_8769.N1	02-APR-2006 00:20:33	Bright	36.000	96	68Del Leo	2.5600	9300.0	72	21370	No
6	GOM_NL__2PRFIN20060402_002721_000000362046_00274_21370_8770.N1	02-APR-2006 00:27:21	Bright	35.500	174	52Psi UMa	3.0040	4400.0	71	21370	No
7	GOM_NL__2PRFIN20060402_003021_000000352046_00274_21370_8771.N1	02-APR-2006 00:30:21	Bright	35.000	87	64Gam UMa	2.4330	11000.	70	21370	No
8	GOM_NL__2PRFIN20060402_003213_000000372046_00274_21370_8772.N1	02-APR-2006 00:32:13	Bright	36.500	36	50Alp UMa	1.8000	6300.0	73	21370	No
9	GOM_NL__2PRFIN20060402_003830_000000402046_00274_21370_8773.N1	02-APR-2006 00:38:30	Bright	40.000	60	7Bet UMi	2.0810	3950.0	80	21370	No
10	GOM_NL__2PRFIN20060402_004016_000000322046_00274_21370_8774.N1	02-APR-2006 00:40:16	Bright	32.000	49	1Alp UMi	1.9900	6300.0	64	21370	No
11	GOM_NL__2PRFIN20060402_004757_000000542046_00274_21370_8775.N1	02-APR-2006 00:47:57	Bright	54.000	89	5Alp Cep	2.4510	8000.0	108	21370	No
12	GOM_NL__2PRFIN20060402_005309_000000412046_00274_21370_8776.N1	02-APR-2006 00:53:09	Bright	40.500	19	50Alp Cyg	1.2460	10500.	81	21370	No
13	GOM_NL__2PRFIN20060402_005651_000000442046_00274_21370_8777.N1	02-APR-2006 00:56:51	Bright	44.000	92	53Eps Cyg	2.5000	4500.0	88	21370	No
14	GOM_NL__2PRFIN20060402_010326_000000452046_00274_21370_8778.N1	02-APR-2006 01:03:26	Twi_and_stray	45.000	61	8Eps Peg	2.1000	3900.0	90	21370	No
15	GOM_NL__2PRFIN20060402_010803_000000412046_00274_21370_8779.N1	02-APR-2006 01:08:03	Dark	41.000	154	22Bet Aqr	2.8990	5700.0	82	21370	No
16	GOM_NL__2PRFIN20060402_012915_000000432046_00275_21371_8760.N1	02-APR-2006 01:29:15	Dark	42.500	141	Bet Ara	2.8400	4600.0	85	21371	No
17	GOM_NL__2PRFIN20060402_013215_000000392046_00275_21371_8761.N1	02-APR-2006 01:32:15	Dark	39.000	134	Bet TrA	2.8100	6600.0	78	21371	No
18	GOM_NL__2PRFIN20060402_013452_000000482046_00275_21371_8762.N1	02-APR-2006 01:34:52	Dark	48.000	4	Alp1Cen	-0.010000	5800.0	96	21371	No
19	GOM_NL__2PRFIN20060402_013739_000000432046_00275_21371_8763.N1	02-APR-2006 01:37:39	Straylight	43.000	78	Alp Lup	2.3040	28000.	86	21371	No
20	GOM_NL__2PRFIN20060402_014031_000000412046_00275_21371_8764.N1	02-APR-2006 01:40:31	Straylight	40.500	64	Gam Cen	2.2000	10600.	81	21371	No
21	GOM_NL__2PRFIN20060402_014305_000000422046_00275_21371_8765.N1	02-APR-2006 01:43:05	Straylight	42.000	123	Iot Cen	2.7500	10200.	84	21371	No
22	GOM_NL__2PRFIN20060402_014755_000000432046_00275_21371_8766.N1	02-APR-2006 01:47:55	Twi_and_stray	43.000	106	9Bet Crv	2.6480	5600.0	86	21371	No
23	GOM_NL__2PRFIN20060402_014952_000000412046_00275_21371_8767.N1	02-APR-2006 01:49:52	Twi_and_stray	40.500	100	4Gam Crv	2.5800	13100.	81	21371	No
24	GOM_NL__2PRFIN20060402_015931_000000382046_00275_21371_8768.N1	02-APR-2006 01:59:31	Bright	37.500	62	94Bet Leo	2.1360	9700.0	75	21371	No
25	GOM_NL__2PRFIN20060402_020109_000000362046_00275_21371_8769.N1	02-APR-2006 02:01:09	Bright	36.000	96	68Del Leo	2.5600	9300.0	72	21371	No
26	GOM_NL__2PRFIN20060402_020757_000000362046_00275_21371_8770.N1	02-APR-2006 02:07:57	Bright	36.000	174	52Psi UMa	3.0040	4400.0	72	21371	No
27	GOM_NL__2PRFIN20060402_021057_000000392046_00275_21371_8771.N1	02-APR-2006 02:10:57	Bright	38.500	87	64Gam UMa	2.4330	11000.	77	21371	No
28	GOM_NL__2PRFIN20060402_021249_000000352046_00275_21371_8772.N1	02-APR-2006 02:12:49	Bright	35.000	36	50Alp UMa	1.8000	6300.0	70	21371	No
29	GOM_NL__2PRFIN20060402_021905_000000412046_00275_21371_8773.N1	02-APR-2006 02:19:05	Bright	41.000	60	7Bet UMi	2.0810	3950.0	82	21371	No
30	GOM_NL__2PRFIN20060402_022052_000000332046_00275_21371_8774.N1	02-APR-2006 02:20:52	Bright	33.000	49	1Alp UMi	1.9900	6300.0	66	21371	No
31	GOM_NL__2PRFIN20060402_022833_000000372046_00275_21371_8775.N1	02-APR-2006 02:28:33	Bright	36.500	89	5Alp Cep	2.4510	8000.0	73	21371	No
32	GOM_NL__2PRFIN20060402_023345_000000392046_00275_21371_8776.N1	02-APR-2006 02:33:45	Bright	39.000	19	50Alp Cyg	1.2460	10500.	78	21371	No
33	GOM_NL__2PRFIN20060402_023727_000000432046_00275_21371_8777.N1	02-APR-2006 02:37:27	Bright	43.000	92	53Eps Cyg	2.5000	4500.0	86	21371	No
34	GOM_NL__2PRFIN20060402_024403_000000482046_00275_21371_8778.N1	02-APR-2006 02:44:03	Twi_and_stray	48.000	61	8Eps Peg	2.1000	3900.0	96	21371	No
35	GOM_NL__2PRFIN20060402_024839_000000442046_00275_21371_8779.N1	02-APR-2006 02:48:39	Dark	43.500	154	22Bet Aqr	2.8990	5700.0	87	21371	No
36	GOM_NL__2PRFIN20060402_030952_000000432046_00276_21372_8760.N1	02-APR-2006 03:09:52	Dark	42.500	141	Bet Ara	2.8400	4600.0	85	21372	No
37	GOM_NL__2PRFIN20060402_031251_000000392046_00276_21372_8761.N1	02-APR-2006 03:12:51	Dark	39.000	134	Bet TrA	2.8100	6600.0	78	21372	No
38	GOM_NL__2PRFIN20060402_031529_000000442046_00276_21372_8762.N1	02-APR-2006 03:15:29	Dark	44.000	4	Alp1Cen	-0.010000	5800.0	88	21372	No
39	GOM_NL__2PRFIN20060402_031816_000000462046_00276_21372_8763.N1	02-APR-2006 03:18:16	Straylight	46.000	78	Alp Lup	2.3040	28000.	92	21372	No
40	GOM_NL__2PRFIN20060402_032107_000000422046_00276_21372_8764.N1	02-APR-2006 03:21:07	Straylight	41.500	64	Gam Cen	2.2000	10600.	83	21372	No
41	GOM_NL__2PRFIN20060402_032342_000000462046_00276_21372_8765.N1	02-APR-2006 03:23:42	Straylight	46.000	123	Iot Cen	2.7500	10200.	92	21372	No
42	GOM_NL__2PRFIN20060402_032831_000000452046_00276_21372_8766.N1	02-APR-2006 03:28:31	Twi_and_stray	45.000	106	9Bet Crv	2.6480	5600.0	90	21372	No

43	GOM_NL__2PRFIN20060402_033028_000000432046_00276_21372_8767.N1	02-APR-2006 03:30:28	Twilight	43.000	100	4Gam Crv	2.5800	13100.	86	21372	No
44	GOM_NL__2PRFIN20060402_034007_000000382046_00276_21372_8768.N1	02-APR-2006 03:40:07	Bright	38.000	62	94Bet Leo	2.1360	9700.0	76	21372	No
45	GOM_NL__2PRFIN20060402_034145_000000362046_00276_21372_8769.N1	02-APR-2006 03:41:45	Bright	35.500	96	68Del Leo	2.5600	9300.0	71	21372	No
46	GOM_NL__2PRFIN20060402_034833_000000362046_00276_21372_8770.N1	02-APR-2006 03:48:33	Bright	35.500	174	52Psi UMa	3.0040	4400.0	71	21372	No
47	GOM_NL__2PRFIN20060402_035133_000000362046_00276_21372_8771.N1	02-APR-2006 03:51:33	Bright	36.000	87	64Gam UMa	2.4330	11000.	72	21372	No
48	GOM_NL__2PRFIN20060402_035325_000000342046_00276_21372_8772.N1	02-APR-2006 03:53:25	Bright	34.000	36	50Alp UMa	1.8000	6300.0	68	21372	No
49	GOM_NL__2PRFIN20060402_035941_000000392046_00276_21372_8773.N1	02-APR-2006 03:59:41	Bright	38.500	60	7Bet UMi	2.0810	3950.0	77	21372	No
50	GOM_NL__2PRFIN20060402_040128_000000352046_00276_21372_8774.N1	02-APR-2006 04:01:28	Bright	34.500	49	1Alp UMi	1.9900	6300.0	69	21372	No
51	GOM_NL__2PRFIN20060402_040909_000000372046_00276_21372_8775.N1	02-APR-2006 04:09:09	Bright	37.000	89	5Alp Cep	2.4510	8000.0	74	21372	No
52	GOM_NL__2PRFIN20060402_041421_000000392046_00276_21372_8776.N1	02-APR-2006 04:14:21	Bright	39.000	19	50Alp Cyg	1.2460	10500.	78	21372	No
53	GOM_NL__2PRFIN20060402_041804_000000442046_00276_21372_8777.N1	02-APR-2006 04:18:04	Bright	43.500	92	53Eps Cyg	2.5000	4500.0	87	21372	No
54	GOM_NL__2PRFIN20060402_042439_000000442046_00276_21372_8778.N1	02-APR-2006 04:24:39	Twilight	43.500	61	8Eps Peg	2.1000	3900.0	87	21372	No
55	GOM_NL__2PRFIN20060402_042915_000000432046_00276_21372_8779.N1	02-APR-2006 04:29:15	Dark	42.500	154	22Bet Aqr	2.8990	5700.0	85	21372	No
56	GOM_NL__2PRFIN20060402_045028_000000422046_00277_21373_8760.N1	02-APR-2006 04:50:28	Dark	41.500	141	Bet Ara	2.8400	4600.0	83	21373	No
57	GOM_NL__2PRFIN20060402_045328_000000392046_00277_21373_8761.N1	02-APR-2006 04:53:28	Dark	38.500	134	Bet TrA	2.8100	6600.0	77	21373	No
58	GOM_NL__2PRFIN20060402_045605_000000512046_00277_21373_8762.N1	02-APR-2006 04:56:05	Dark	51.000	4	Alp1Cen	-0.010000	5800.0	102	21373	No
59	GOM_NL__2PRFIN20060402_045852_000000452046_00277_21373_8763.N1	02-APR-2006 04:58:52	Straylight	45.000	78	Alp Lup	2.3040	28000.	90	21373	No
60	GOM_NL__2PRFIN20060402_050143_000000402046_00277_21373_8764.N1	02-APR-2006 05:01:43	Straylight	40.000	64	Gam Cen	2.2000	10600.	80	21373	No
61	GOM_NL__2PRFIN20060402_050418_000000422046_00277_21373_8765.N1	02-APR-2006 05:04:18	Straylight	42.000	123	lot Cen	2.7500	10200.	84	21373	No
62	GOM_NL__2PRFIN20060402_050907_000000462046_00277_21373_8766.N1	02-APR-2006 05:09:07	Twilight	45.500	106	9Bet Crv	2.6480	5600.0	91	21373	No
63	GOM_NL__2PRFIN20060402_051104_000000442046_00277_21373_8767.N1	02-APR-2006 05:11:04	Twilight	43.500	100	4Gam Crv	2.5800	13100.	87	21373	No
64	GOM_NL__2PRFIN20060402_052043_000000392046_00277_21373_8768.N1	02-APR-2006 05:20:43	Bright	38.500	62	94Bet Leo	2.1360	9700.0	77	21373	No
65	GOM_NL__2PRFIN20060402_052221_000000362046_00277_21373_8769.N1	02-APR-2006 05:22:21	Bright	35.500	96	68Del Leo	2.5600	9300.0	71	21373	No
66	GOM_NL__2PRFIN20060402_052909_000000372046_00277_21373_8770.N1	02-APR-2006 05:29:09	Bright	37.000	174	52Psi UMa	3.0040	4400.0	74	21373	No
67	GOM_NL__2PRFIN20060402_053209_000000372046_00277_21373_8771.N1	02-APR-2006 05:32:09	Bright	36.500	87	64Gam UMa	2.4330	11000.	73	21373	No
68	GOM_NL__2PRFIN20060402_053401_000000372046_00277_21373_8772.N1	02-APR-2006 05:34:01	Bright	36.500	36	50Alp UMa	1.8000	6300.0	73	21373	No
69	GOM_NL__2PRFIN20060402_054017_000000402046_00277_21373_8773.N1	02-APR-2006 05:40:17	Bright	39.500	60	7Bet UMi	2.0810	3950.0	79	21373	No
70	GOM_NL__2PRFIN20060402_054204_000000362046_00277_21373_8774.N1	02-APR-2006 05:42:04	Bright	35.500	49	1Alp UMi	1.9900	6300.0	71	21373	No
71	GOM_NL__2PRFIN20060402_054945_000000542046_00277_21373_8775.N1	02-APR-2006 05:49:45	Bright	54.000	89	5Alp Cep	2.4510	8000.0	108	21373	No
72	GOM_NL__2PRFIN20060402_055457_000000422046_00277_21373_8776.N1	02-APR-2006 05:54:57	Bright	42.000	19	50Alp Cyg	1.2460	10500.	84	21373	No
73	GOM_NL__2PRFIN20060402_055840_000000422046_00277_21373_8777.N1	02-APR-2006 05:58:40	Bright	41.500	92	53Eps Cyg	2.5000	4500.0	83	21373	No
74	GOM_NL__2PRFIN20060402_060515_000000462046_00277_21373_8778.N1	02-APR-2006 06:05:15	Twilight	45.500	61	8Eps Peg	2.1000	3900.0	91	21373	No
75	GOM_NL__2PRFIN20060402_060952_000000432046_00277_21373_8779.N1	02-APR-2006 06:09:52	Dark	43.000	154	22Bet Aqr	2.8990	5700.0	86	21373	No
76	GOM_NL__2PRFIN20060402_063105_000000502046_00278_21374_8760.N1	02-APR-2006 06:31:05	Dark	50.000	141	Bet Ara	2.8400	4600.0	100	21374	No
77	GOM_NL__2PRFIN20060402_063404_000000402046_00278_21374_8761.N1	02-APR-2006 06:34:04	Dark	39.500	134	Bet TrA	2.8100	6600.0	79	21374	No
78	GOM_NL__2PRFIN20060402_063642_000000472046_00278_21374_8762.N1	02-APR-2006 06:36:42	Dark	47.000	4	Alp1Cen	-0.010000	5800.0	94	21374	No
79	GOM_NL__2PRFIN20060402_063929_000000432046_00278_21374_8763.N1	02-APR-2006 06:39:29	Straylight	43.000	78	Alp Lup	2.3040	28000.	86	21374	No
80	GOM_NL__2PRFIN20060402_064219_000000412046_00278_21374_8764.N1	02-APR-2006 06:42:19	Straylight	41.000	64	Gam Cen	2.2000	10600.	82	21374	No
81	GOM_NL__2PRFIN20060402_064455_000000452046_00278_21374_8765.N1	02-APR-2006 06:44:55	Straylight	44.500	123	lot Cen	2.7500	10200.	89	21374	No
82	GOM_NL__2PRFIN20060402_064943_000000452046_00278_21374_8766.N1	02-APR-2006 06:49:43	Twilight	44.500	106	9Bet Crv	2.6480	5600.0	89	21374	No
83	GOM_NL__2PRFIN20060402_065140_000000432046_00278_21374_8767.N1	02-APR-2006 06:51:40	Twilight	42.500	100	4Gam Crv	2.5800	13100.	85	21374	No
84	GOM_NL__2PRFIN20060402_070119_000000382046_00278_21374_8768.N1	02-APR-2006 07:01:19	Bright	37.500	62	94Bet Leo	2.1360	9700.0	75	21374	No
85	GOM_NL__2PRFIN20060402_070257_000000362046_00278_21374_8769.N1	02-APR-2006 07:02:57	Bright	36.000	96	68Del Leo	2.5600	9300.0	72	21374	No
86	GOM_NL__2PRFIN20060402_070945_000000352046_00278_21374_8770.N1	02-APR-2006 07:09:45	Bright	35.000	174	52Psi UMa	3.0040	4400.0	70	21374	No
87	GOM_NL__2PRFIN20060402_071244_000000372046_00278_21374_8771.N1	02-APR-2006 07:12:44	Bright	36.500	87	64Gam UMa	2.4330	11000.	73	21374	No
88	GOM_NL__2PRFIN20060402_071437_000000362046_00278_21374_8772.N1	02-APR-2006 07:14:37	Bright	35.500	36	50Alp UMa	1.8000	6300.0	71	21374	No
89	GOM_NL__2PRFIN20060402_072052_000000402046_00278_21374_8773.N1	02-APR-2006 07:20:52	Bright	39.500	60	7Bet UMi	2.0810	3950.0	79	21374	No
90	GOM_NL__2PRFIN20060402_072240_000000342046_00278_21374_8774.N1	02-APR-2006 07:22:40	Bright	33.500	49	1Alp UMi	1.9900	6300.0	67	21374	No
91	GOM_NL__2PRFIN20060402_073021_000000372046_00278_21374_8775.N1	02-APR-2006 07:30:21	Bright	36.500	89	5Alp Cep	2.4510	8000.0	73	21374	No
92	GOM_NL__2PRFIN20060402_073533_000000422046_00278_21374_8776.N1	02-APR-2006 07:35:33	Bright	42.000	19	50Alp Cyg	1.2460	10500.	84	21374	No
93	GOM_NL__2PRFIN20060402_073916_000000432046_00278_21374_8777.N1	02-APR-2006 07:39:16	Bright	43.000	92	53Eps Cyg	2.5000	4500.0	86	21374	No
94	GOM_NL__2PRFIN20060402_074551_000000412046_00278_21374_8778.N1	02-APR-2006 07:45:51	Twilight	41.000	61	8Eps Peg	2.1000	3900.0	82	21374	No
95	GOM_NL__2PRFIN20060402_075028_000000432046_00278_21374_8779.N1	02-APR-2006 07:50:28	Dark	43.000	154	22Bet Aqr	2.8990	5700.0	86	21374	No
96	GOM_NL__2PRFIN20060402_081142_000000422046_00279_21375_8760.N1	02-APR-2006 08:11:42	Dark	41.500	141	Bet Ara	2.8400	4600.0	83	21375	No
97	GOM_NL__2PRFIN20060402_081441_000000392046_00279_21375_8761.N1	02-APR-2006 08:14:41	Dark	39.000	134	Bet TrA	2.8100	6600.0	78	21375	No
98	GOM_NL__2PRFIN20060402_081718_000000442046_00279_21375_8762.N1	02-APR-2006 08:17:18	Dark	43.500	4	Alp1Cen	-0.010000	5800.0	87	21375	No
99	GOM_NL__2PRFIN20060402_082006_000000432046_00279_21375_8763.N1	02-APR-2006 08:20:06	Straylight	42.500	78	Alp Lup	2.3040	28000.	85	21375	No
100	GOM_NL__2PRFIN20060402_082256_000000392046_00279_21375_8764.N1	02-APR-2006 08:22:56	Straylight	39.000	64	Gam Cen	2.2000	10600.	78	21375	No
101	GOM_NL__2PRFIN20060402_082531_000000442046_00279_21375_8765.N1	02-APR-2006 08:25:31	Straylight	43.500	123	lot Cen	2.7500	10200.	87	21375	No

102	GOM_NL__2PRFIN20060402_083019_000000432046_00279_21375_8766.N1	02-APR-2006 08:30:19	Twilight	42.500	106	9Bet Crv	2.6480	5600.0	85	21375	No
103	GOM_NL__2PRFIN20060402_083216_000000412046_00279_21375_8767.N1	02-APR-2006 08:32:16	Twilight	41.000	100	4Gam Crv	2.5800	13100.	82	21375	No
104	GOM_NL__2PRFIN20060402_084155_000000392046_00279_21375_8768.N1	02-APR-2006 08:41:55	Bright	39.000	62	94Bet Leo	2.1360	9700.0	78	21375	No
105	GOM_NL__2PRFIN20060402_084333_000000352046_00279_21375_8769.N1	02-APR-2006 08:43:33	Bright	35.000	96	68Del Leo	2.5600	9300.0	70	21375	No
106	GOM_NL__2PRFIN20060402_085021_000000362046_00279_21375_8770.N1	02-APR-2006 08:50:21	Bright	36.000	174	52Psi UMa	3.0040	4400.0	72	21375	No
107	GOM_NL__2PRFIN20060402_085320_000000372046_00279_21375_8771.N1	02-APR-2006 08:53:20	Bright	36.500	87	64Gam UMa	2.4330	11000.	73	21375	No
108	GOM_NL__2PRFIN20060402_085513_000000362046_00279_21375_8772.N1	02-APR-2006 08:55:13	Bright	36.000	36	50Alp UMa	1.8000	6300.0	72	21375	No
109	GOM_NL__2PRFIN20060402_090128_000000412046_00279_21375_8773.N1	02-APR-2006 09:01:28	Bright	41.000	60	7Bet UMi	2.0810	3950.0	82	21375	No
110	GOM_NL__2PRFIN20060402_090316_000000332046_00279_21375_8774.N1	02-APR-2006 09:03:16	Bright	33.000	49	1Alp UMi	1.9900	6300.0	66	21375	No
111	GOM_NL__2PRFIN20060402_091057_000000372046_00279_21375_8775.N1	02-APR-2006 09:10:57	Bright	37.000	89	5Alp Cep	2.4510	8000.0	74	21375	No
112	GOM_NL__2PRFIN20060402_091609_000000422046_00279_21375_8776.N1	02-APR-2006 09:16:09	Bright	42.000	19	50Alp Cyg	1.2460	10500.	84	21375	No
113	GOM_NL__2PRFIN20060402_091952_000000432046_00279_21375_8777.N1	02-APR-2006 09:19:52	Bright	43.000	92	53Eps Cyg	2.5000	4500.0	86	21375	No
114	GOM_NL__2PRFIN20060402_092628_000000452046_00279_21375_8778.N1	02-APR-2006 09:26:28	Twilight	45.000	61	8Eps Peg	2.1000	3900.0	90	21375	No
115	GOM_NL__2PRFIN20060402_093105_000000442046_00279_21375_8779.N1	02-APR-2006 09:31:05	Dark	43.500	154	22Bet Aqr	2.8990	5700.0	87	21375	No
116	GOM_NL__2PRFIN20060402_095219_000000412046_00280_21376_8760.N1	02-APR-2006 09:52:19	Dark	40.500	141	Bet Ara	2.8400	4600.0	81	21376	No
117	GOM_NL__2PRFIN20060402_095517_000000392046_00280_21376_8761.N1	02-APR-2006 09:55:17	Dark	38.500	134	Bet TrA	2.8100	6600.0	77	21376	No
118	GOM_NL__2PRFIN20060402_095755_000000532046_00280_21376_8762.N1	02-APR-2006 09:57:55	Dark	53.000	4	Alp1Cen	-0.010000	5800.0	106	21376	No
119	GOM_NL__2PRFIN20060402_100042_000000432046_00280_21376_8763.N1	02-APR-2006 10:00:42	Straylight	42.500	78	Alp Lup	2.3040	28000.	85	21376	No
120	GOM_NL__2PRFIN20060402_100332_000000392046_00280_21376_8764.N1	02-APR-2006 10:03:32	Straylight	39.000	64	Gam Cen	2.2000	10600.	78	21376	No
121	GOM_NL__2PRFIN20060402_100607_000000432046_00280_21376_8765.N1	02-APR-2006 10:06:07	Straylight	42.500	123	lot Cen	2.7500	10200.	85	21376	No
122	GOM_NL__2PRFIN20060402_101055_000000442046_00280_21376_8766.N1	02-APR-2006 10:10:55	Twilight	44.000	106	9Bet Crv	2.6480	5600.0	88	21376	No
123	GOM_NL__2PRFIN20060402_101252_000000422046_00280_21376_8767.N1	02-APR-2006 10:12:52	Twilight	42.000	100	4Gam Crv	2.5800	13100.	84	21376	No
124	GOM_NL__2PRFIN20060402_102231_000000392046_00280_21376_8768.N1	02-APR-2006 10:22:31	Bright	39.000	62	94Bet Leo	2.1360	9700.0	78	21376	No
125	GOM_NL__2PRFIN20060402_102409_000000372046_00280_21376_8769.N1	02-APR-2006 10:24:09	Bright	37.000	96	68Del Leo	2.5600	9300.0	74	21376	No
126	GOM_NL__2PRFIN20060402_103057_000000372046_00280_21376_8770.N1	02-APR-2006 10:30:57	Bright	36.500	174	52Psi UMa	3.0040	4400.0	73	21376	No
127	GOM_NL__2PRFIN20060402_103356_000000362046_00280_21376_8771.N1	02-APR-2006 10:33:56	Bright	36.000	87	64Gam UMa	2.4330	11000.	72	21376	No
128	GOM_NL__2PRFIN20060402_103549_000000362046_00280_21376_8772.N1	02-APR-2006 10:35:49	Bright	36.000	36	50Alp UMa	1.8000	6300.0	72	21376	No
129	GOM_NL__2PRFIN20060402_104204_000000412046_00280_21376_8773.N1	02-APR-2006 10:42:04	Bright	40.500	60	7Bet UMi	2.0810	3950.0	81	21376	No
130	GOM_NL__2PRFIN20060402_104352_000000352046_00280_21376_8774.N1	02-APR-2006 10:43:52	Bright	34.500	49	1Alp UMi	1.9900	6300.0	69	21376	No
131	GOM_NL__2PRFIN20060402_105133_000000352046_00280_21376_8775.N1	02-APR-2006 10:51:33	Bright	34.500	89	5Alp Cep	2.4510	8000.0	69	21376	No
132	GOM_NL__2PRFIN20060402_105645_000000442046_00280_21376_8776.N1	02-APR-2006 10:56:45	Bright	43.500	19	50Alp Cyg	1.2460	10500.	87	21376	No
133	GOM_NL__2PRFIN20060402_110028_000000432046_00280_21376_8777.N1	02-APR-2006 11:00:28	Bright	43.000	92	53Eps Cyg	2.5000	4500.0	86	21376	No
134	GOM_NL__2PRFIN20060402_110704_000000462046_00280_21376_8778.N1	02-APR-2006 11:07:04	Twilight	46.000	61	8Eps Peg	2.1000	3900.0	92	21376	No
135	GOM_NL__2PRFIN20060402_111141_000000442046_00280_21376_8779.N1	02-APR-2006 11:11:41	Dark	43.500	154	22Bet Aqr	2.8990	5700.0	87	21376	No
136	GOM_NL__2PRFIN20060402_113255_000000422046_00281_21377_8760.N1	02-APR-2006 11:32:55	Dark	42.000	141	Bet Ara	2.8400	4600.0	84	21377	No
137	GOM_NL__2PRFIN20060402_113553_000000392046_00281_21377_8761.N1	02-APR-2006 11:35:53	Dark	39.000	134	Bet TrA	2.8100	6600.0	78	21377	No
138	GOM_NL__2PRFIN20060402_113831_000000542046_00281_21377_8762.N1	02-APR-2006 11:38:31	Dark	53.500	4	Alp1Cen	-0.010000	5800.0	107	21377	No
139	GOM_NL__2PRFIN20060402_114119_000000462046_00281_21377_8763.N1	02-APR-2006 11:41:19	Straylight	46.000	78	Alp Lup	2.3040	28000.	92	21377	No
140	GOM_NL__2PRFIN20060402_114408_000000402046_00281_21377_8764.N1	02-APR-2006 11:44:08	Straylight	39.500	64	Gam Cen	2.2000	10600.	79	21377	No
141	GOM_NL__2PRFIN20060402_114643_000000452046_00281_21377_8765.N1	02-APR-2006 11:46:43	Straylight	44.500	123	lot Cen	2.7500	10200.	89	21377	No
142	GOM_NL__2PRFIN20060402_115132_000000452046_00281_21377_8766.N1	02-APR-2006 11:51:32	Twilight	44.500	106	9Bet Crv	2.6480	5600.0	89	21377	No
143	GOM_NL__2PRFIN20060402_115328_000000422046_00281_21377_8767.N1	02-APR-2006 11:53:28	Twilight	41.500	100	4Gam Crv	2.5800	13100.	83	21377	No
144	GOM_NL__2PRFIN20060402_120306_000000382046_00281_21377_8768.N1	02-APR-2006 12:03:06	Bright	37.500	62	94Bet Leo	2.1360	9700.0	75	21377	No
145	GOM_NL__2PRFIN20060402_120445_000000362046_00281_21377_8769.N1	02-APR-2006 12:04:45	Bright	36.000	96	68Del Leo	2.5600	9300.0	72	21377	No
146	GOM_NL__2PRFIN20060402_121133_000000362046_00281_21377_8770.N1	02-APR-2006 12:11:33	Bright	35.500	174	52Psi UMa	3.0040	4400.0	71	21377	No
147	GOM_NL__2PRFIN20060402_121432_000000532046_00281_21377_8771.N1	02-APR-2006 12:14:32	Bright	53.000	87	64Gam UMa	2.4330	11000.	106	21377	No
148	GOM_NL__2PRFIN20060402_121624_000000372046_00281_21377_8772.N1	02-APR-2006 12:16:24	Bright	37.000	36	50Alp UMa	1.8000	6300.0	74	21377	No
149	GOM_NL__2PRFIN20060402_122239_000000402046_00281_21377_8773.N1	02-APR-2006 12:22:39	Bright	39.500	60	7Bet UMi	2.0810	3950.0	79	21377	No
150	GOM_NL__2PRFIN20060402_122428_000000372046_00281_21377_8774.N1	02-APR-2006 12:24:28	Bright	36.500	49	1Alp UMi	1.9900	6300.0	73	21377	No
151	GOM_NL__2PRFIN20060402_123208_000000372046_00281_21377_8775.N1	02-APR-2006 12:32:08	Bright	37.000	89	5Alp Cep	2.4510	8000.0	74	21377	No
152	GOM_NL__2PRFIN20060402_123721_000000412046_00281_21377_8776.N1	02-APR-2006 12:37:21	Bright	41.000	19	50Alp Cyg	1.2460	10500.	82	21377	No
153	GOM_NL__2PRFIN20060402_124104_000000442046_00281_21377_8777.N1	02-APR-2006 12:41:04	Bright	44.000	92	53Eps Cyg	2.5000	4500.0	88	21377	No
154	GOM_NL__2PRFIN20060402_124740_000000452046_00281_21377_8778.N1	02-APR-2006 12:47:40	Twilight	44.500	61	8Eps Peg	2.1000	3900.0	89	21377	No
155	GOM_NL__2PRFIN20060402_125217_000000432046_00281_21377_8779.N1	02-APR-2006 12:52:17	Dark	43.000	154	22Bet Aqr	2.8990	5700.0	86	21377	No
156	GOM_NL__2PRFIN20060402_131332_000000412046_00282_21378_8780.N1	02-APR-2006 13:13:32	Dark	40.500	141	Bet Ara	2.8400	4600.0	81	21378	No
157	GOM_NL__2PRFIN20060402_131630_000000402046_00282_21378_8781.N1	02-APR-2006 13:16:30	Dark	39.500	134	Bet TrA	2.8100	6600.0	79	21378	No
158	GOM_NL__2PRFIN20060402_131907_000000422046_00282_21378_8782.N1	02-APR-2006 13:19:07	Dark	42.000	4	Alp1Cen	-0.010000	5800.0	84	21378	No
159	GOM_NL__2PRFIN20060402_132155_000000442046_00282_21378_8783.N1	02-APR-2006 13:21:55	Straylight	43.500	78	Alp Lup	2.3040	28000.	87	21378	No
160	GOM_NL__2PRFIN20060402_132444_000000422046_00282_21378_8784.N1	02-APR-2006 13:24:44	Straylight	41.500	64	Gam Cen	2.2000	10600.	83	21378	No

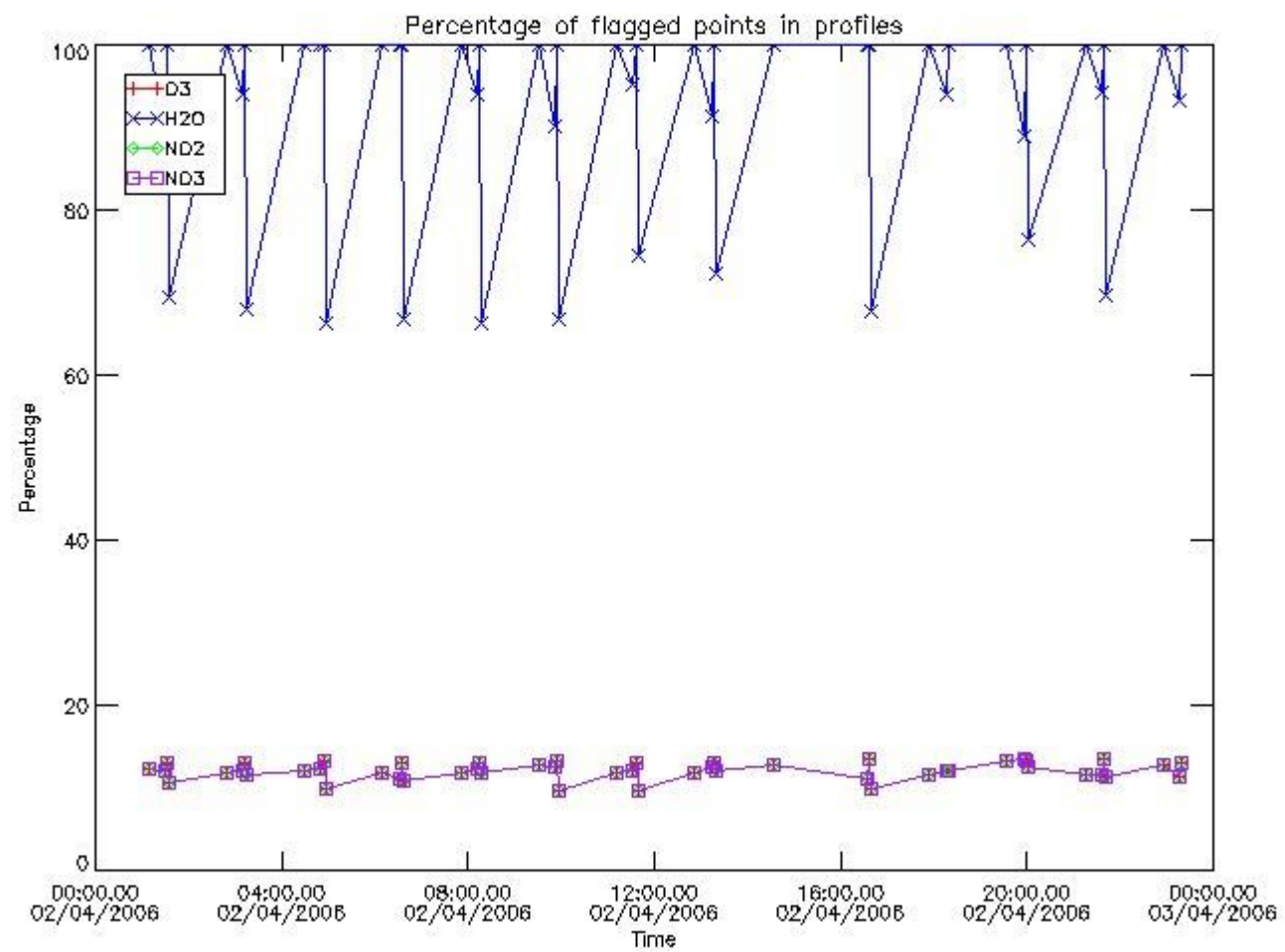
161	GOM_NL__2PRFIN20060402_132720_000000412046_00282_21378_8785.N1	02-APR-2006 13:27:20	Straylight	41.000	123	lot Cen	2.7500	10200.	82	21378	No
162	GOM_NL__2PRFIN20060402_133208_000000452046_00282_21378_8786.N1	02-APR-2006 13:32:08	Twi_and_stray	44.500	106	9Bet Crv	2.6480	5600.0	89	21378	No
163	GOM_NL__2PRFIN20060402_133404_000000422046_00282_21378_8787.N1	02-APR-2006 13:34:04	Twi_and_stray	42.000	100	4Gam Crv	2.5800	13100.	84	21378	No
164	GOM_NL__2PRFIN20060402_133904_000000322046_00282_21378_8788.N1	02-APR-2006 13:39:04	Bright	32.000	121	29Gam Vir	2.7400	7200.0	64	21378	No
165	GOM_NL__2PRFIN20060402_134342_000000382046_00282_21378_8789.N1	02-APR-2006 13:43:42	Bright	38.000	62	94Bet Leo	2.1360	9700.0	76	21378	No
166	GOM_NL__2PRFIN20060402_134521_000000352046_00282_21378_8790.N1	02-APR-2006 13:45:21	Bright	35.000	96	68Del Leo	2.5600	9300.0	70	21378	No
167	GOM_NL__2PRFIN20060402_135209_000000352046_00282_21378_8791.N1	02-APR-2006 13:52:09	Bright	35.000	174	52Psi UMa	3.0040	4400.0	70	21378	No
168	GOM_NL__2PRFIN20060402_135507_000000382046_00282_21378_8792.N1	02-APR-2006 13:55:07	Bright	37.500	87	64Gam UMa	2.4330	11000.	75	21378	No
169	GOM_NL__2PRFIN20060402_135700_000000382046_00282_21378_8793.N1	02-APR-2006 13:57:00	Bright	38.000	36	50Alp UMa	1.8000	6300.0	76	21378	No
170	GOM_NL__2PRFIN20060402_140315_000000382046_00282_21378_8794.N1	02-APR-2006 14:03:15	Bright	37.500	60	7Bet UMi	2.0810	3950.0	75	21378	No
171	GOM_NL__2PRFIN20060402_141244_000000372046_00282_21378_8795.N1	02-APR-2006 14:12:44	Bright	36.500	89	5Alp Cep	2.4510	8000.0	73	21378	No
172	GOM_NL__2PRFIN20060402_141757_000000412046_00282_21378_8796.N1	02-APR-2006 14:17:57	Bright	41.000	19	50Alp Cyg	1.2460	10500.	82	21378	No
173	GOM_NL__2PRFIN20060402_142140_000000442046_00282_21378_8797.N1	02-APR-2006 14:21:40	Bright	44.000	92	53Eps Cyg	2.5000	4500.0	88	21378	No
174	GOM_NL__2PRFIN20060402_142816_000000432046_00282_21378_8798.N1	02-APR-2006 14:28:16	Twi_and_stray	43.000	61	8Eps Peg	2.1000	3900.0	86	21378	No
175	GOM_NL__2PRFIN20060402_143253_000000402046_00282_21378_8799.N1	02-APR-2006 14:32:53	Dark	40.000	154	22Bet Aqr	2.8990	5700.0	80	21378	No
176	GOM_NL__2PRFIN20060402_163445_000000462046_00284_21380_8780.N1	02-APR-2006 16:34:45	Dark	45.500	141	Bet Ara	2.8400	4600.0	91	21380	No
177	GOM_NL__2PRFIN20060402_163743_000000382046_00284_21380_8781.N1	02-APR-2006 16:37:43	Dark	38.000	134	Bet TrA	2.8100	6600.0	76	21380	No
178	GOM_NL__2PRFIN20060402_164020_000000522046_00284_21380_8782.N1	02-APR-2006 16:40:20	Dark	51.500	4	Alp1Cen	-0.010000	5800.0	103	21380	No
179	GOM_NL__2PRFIN20060402_164308_000000442046_00284_21380_8783.N1	02-APR-2006 16:43:08	Straylight	43.500	78	Alp Lup	2.3040	28000.	87	21380	No
180	GOM_NL__2PRFIN20060402_164557_000000402046_00284_21380_8784.N1	02-APR-2006 16:45:57	Straylight	40.000	64	Gam Cen	2.2000	10600.	80	21380	No
181	GOM_NL__2PRFIN20060402_164833_000000432046_00284_21380_8785.N1	02-APR-2006 16:48:33	Straylight	42.500	123	lot Cen	2.7500	10200.	85	21380	No
182	GOM_NL__2PRFIN20060402_165320_000000472046_00284_21380_8786.N1	02-APR-2006 16:53:20	Twi_and_stray	46.500	106	9Bet Crv	2.6480	5600.0	93	21380	No
183	GOM_NL__2PRFIN20060402_165517_000000412046_00284_21380_8787.N1	02-APR-2006 16:55:17	Twi_and_stray	40.500	100	4Gam Crv	2.5800	13100.	81	21380	No
184	GOM_NL__2PRFIN20060402_170016_000000402046_00284_21380_8788.N1	02-APR-2006 17:00:16	Bright	40.000	121	29Gam Vir	2.7400	7200.0	80	21380	No
185	GOM_NL__2PRFIN20060402_170454_000000382046_00284_21380_8789.N1	02-APR-2006 17:04:54	Bright	38.000	62	94Bet Leo	2.1360	9700.0	76	21380	No
186	GOM_NL__2PRFIN20060402_170633_000000362046_00284_21380_8790.N1	02-APR-2006 17:06:33	Bright	35.500	96	68Del Leo	2.5600	9300.0	71	21380	No
187	GOM_NL__2PRFIN20060402_171321_000000362046_00284_21380_8791.N1	02-APR-2006 17:13:21	Bright	35.500	174	52Psi UMa	3.0040	4400.0	71	21380	No
188	GOM_NL__2PRFIN20060402_171619_000000382046_00284_21380_8792.N1	02-APR-2006 17:16:19	Bright	37.500	87	64Gam UMa	2.4330	11000.	75	21380	No
189	GOM_NL__2PRFIN20060402_171812_000000372046_00284_21380_8793.N1	02-APR-2006 17:18:12	Bright	37.000	36	50Alp UMa	1.8000	6300.0	74	21380	No
190	GOM_NL__2PRFIN20060402_172426_000000382046_00284_21380_8794.N1	02-APR-2006 17:24:26	Bright	37.500	60	7Bet UMi	2.0810	3950.0	75	21380	No
191	GOM_NL__2PRFIN20060402_172616_000000352046_00284_21380_8795.N1	02-APR-2006 17:26:16	Bright	35.000	49	1Alp UMi	1.9900	6300.0	70	21380	No
192	GOM_NL__2PRFIN20060402_173356_000000372046_00284_21380_8796.N1	02-APR-2006 17:33:56	Bright	36.500	89	5Alp Cep	2.4510	8000.0	73	21380	No
193	GOM_NL__2PRFIN20060402_173908_000000412046_00284_21380_8797.N1	02-APR-2006 17:39:08	Bright	40.500	19	50Alp Cyg	1.2460	10500.	81	21380	No
194	GOM_NL__2PRFIN20060402_174252_000000462046_00284_21380_8798.N1	02-APR-2006 17:42:52	Bright	46.000	92	53Eps Cyg	2.5000	4500.0	92	21380	No
195	GOM_NL__2PRFIN20060402_174929_000000462046_00284_21380_8799.N1	02-APR-2006 17:49:29	Twi_and_stray	46.000	61	8Eps Peg	2.1000	3900.0	92	21380	No
196	GOM_NL__2PRFIN20060402_175406_000000452046_00284_21380_8800.N1	02-APR-2006 17:54:06	Dark	44.500	154	22Bet Aqr	2.8990	5700.0	89	21380	No
197	GOM_NL__2PRFIN20060402_181522_000000422046_00285_21381_8780.N1	02-APR-2006 18:15:22	Dark	42.000	141	Bet Ara	2.8400	4600.0	84	21381	No
198	GOM_NL__2PRFIN20060402_181819_000000422046_00285_21381_8781.N1	02-APR-2006 18:18:19	Dark	42.000	134	Bet TrA	2.8100	6600.0	84	21381	No
199	GOM_NL__2PRFIN20060402_182057_000000542046_00285_21381_8782.N1	02-APR-2006 18:20:57	Straylight	54.000	4	Alp1Cen	-0.010000	5800.0	108	21381	No
200	GOM_NL__2PRFIN20060402_182345_000000422046_00285_21381_8783.N1	02-APR-2006 18:23:45	Straylight	42.000	78	Alp Lup	2.3040	28000.	84	21381	No
201	GOM_NL__2PRFIN20060402_182633_000000402046_00285_21381_8784.N1	02-APR-2006 18:26:33	Straylight	39.500	64	Gam Cen	2.2000	10600.	79	21381	No
202	GOM_NL__2PRFIN20060402_182909_000000422046_00285_21381_8785.N1	02-APR-2006 18:29:09	Straylight	41.500	123	lot Cen	2.7500	10200.	83	21381	No
203	GOM_NL__2PRFIN20060402_183356_000000462046_00285_21381_8786.N1	02-APR-2006 18:33:56	Twi_and_stray	46.000	106	9Bet Crv	2.6480	5600.0	92	21381	No
204	GOM_NL__2PRFIN20060402_183553_000000422046_00285_21381_8787.N1	02-APR-2006 18:35:53	Twi_and_stray	42.000	100	4Gam Crv	2.5800	13100.	84	21381	No
205	GOM_NL__2PRFIN20060402_184052_000000402046_00285_21381_8788.N1	02-APR-2006 18:40:52	Bright	40.000	121	29Gam Vir	2.7400	7200.0	80	21381	No
206	GOM_NL__2PRFIN20060402_184530_000000382046_00285_21381_8789.N1	02-APR-2006 18:45:30	Bright	38.000	62	94Bet Leo	2.1360	9700.0	76	21381	No
207	GOM_NL__2PRFIN20060402_184709_000000362046_00285_21381_8790.N1	02-APR-2006 18:47:09	Bright	35.500	96	68Del Leo	2.5600	9300.0	71	21381	No
208	GOM_NL__2PRFIN20060402_185356_000000382046_00285_21381_8791.N1	02-APR-2006 18:53:56	Bright	38.000	174	52Psi UMa	3.0040	4400.0	76	21381	No
209	GOM_NL__2PRFIN20060402_185655_000000372046_00285_21381_8792.N1	02-APR-2006 18:56:55	Bright	37.000	87	64Gam UMa	2.4330	11000.	74	21381	No
210	GOM_NL__2PRFIN20060402_185848_000000352046_00285_21381_8793.N1	02-APR-2006 18:58:48	Bright	34.500	36	50Alp UMa	1.8000	6300.0	69	21381	No
211	GOM_NL__2PRFIN20060402_190502_000000372046_00285_21381_8794.N1	02-APR-2006 19:05:02	Bright	36.500	60	7Bet UMi	2.0810	3950.0	73	21381	No
212	GOM_NL__2PRFIN20060402_190652_000000352046_00285_21381_8795.N1	02-APR-2006 19:06:52	Bright	35.000	49	1Alp UMi	1.9900	6300.0	70	21381	No
213	GOM_NL__2PRFIN20060402_191432_000000352046_00285_21381_8796.N1	02-APR-2006 19:14:32	Bright	34.500	89	5Alp Cep	2.4510	8000.0	69	21381	No
214	GOM_NL__2PRFIN20060402_191944_000000432046_00285_21381_8797.N1	02-APR-2006 19:19:44	Bright	42.500	19	50Alp Cyg	1.2460	10500.	85	21381	No
215	GOM_NL__2PRFIN20060402_192328_000000442046_00285_21381_8798.N1	02-APR-2006 19:23:28	Bright	43.500	92	53Eps Cyg	2.5000	4500.0	87	21381	No
216	GOM_NL__2PRFIN20060402_193005_000000452046_00285_21381_8799.N1	02-APR-2006 19:30:05	Twi_and_stray	44.500	61	8Eps Peg	2.1000	3900.0	89	21381	No
217	GOM_NL__2PRFIN20060402_193443_000000432046_00285_21381_8800.N1	02-APR-2006 19:34:43	Dark	42.500	154	22Bet Aqr	2.8990	5700.0	85	21381	No
218	GOM_NL__2PRFIN20060402_195559_000000422046_00286_21382_8780.N1	02-APR-2006 19:55:59	Dark	41.500	141	Bet Ara	2.8400	4600.0	83	21382	No
219	GOM_NL__2PRFIN20060402_195856_000000392046_00286_21382_8781.N1	02-APR-2006 19:58:56	Dark	38.500	134	Bet TrA	2.8100	6600.0	77	21382	No

220	GOM_NL__2PRFIN20060402_200133_000000412046_00286_21382_8782.N1	02-APR-2006 20:01:33	Dark	40.500	4	Alp1Cen	-0.010000	5800.0	81	21382	No
221	GOM_NL__2PRFIN20060402_200422_000000442046_00286_21382_8783.N1	02-APR-2006 20:04:22	Straylight	44.000	78	Alp Lup	2.3040	28000.	88	21382	No
222	GOM_NL__2PRFIN20060402_200709_000000422046_00286_21382_8784.N1	02-APR-2006 20:07:09	Straylight	42.000	64	Gam Cen	2.2000	10600.	84	21382	No
223	GOM_NL__2PRFIN20060402_200839_000000262046_00286_21382_8785.N1	02-APR-2006 20:08:39	Straylight	26.000	54	5The Cen	2.0550	4500.0	52	21382	No
224	GOM_NL__2PRFIN20060402_200945_000000432046_00286_21382_8786.N1	02-APR-2006 20:09:45	Straylight	43.000	123	lot Cen	2.7500	10200.	86	21382	No
225	GOM_NL__2PRFIN20060402_201403_000000272046_00286_21382_8787.N1	02-APR-2006 20:14:03	Twi_and_stray	27.000	169	46Gam Hya	2.9910	4700.0	54	21382	No
226	GOM_NL__2PRFIN20060402_201503_000000442046_00286_21382_8788.N1	02-APR-2006 20:15:03	Twi_and_stray	44.000	171	2Eps Crv	3.0010	4250.0	88	21382	No
227	GOM_NL__2PRFIN20060402_201629_000000422046_00286_21382_8789.N1	02-APR-2006 20:16:29	Twi_and_stray	41.500	100	4Gam Crv	2.5800	13100.	83	21382	No
228	GOM_NL__2PRFIN20060402_202128_000000422046_00286_21382_8790.N1	02-APR-2006 20:21:28	Bright	42.000	121	29Gam Vir	2.7400	7200.0	84	21382	No
229	GOM_NL__2PRFIN20060402_202606_000000382046_00286_21382_8791.N1	02-APR-2006 20:26:06	Bright	38.000	62	94Bet Leo	2.1360	9700.0	76	21382	No
230	GOM_NL__2PRFIN20060402_202745_000000502046_00286_21382_8792.N1	02-APR-2006 20:27:45	Bright	50.000	96	68Del Leo	2.5600	9300.0	100	21382	No
231	GOM_NL__2PRFIN20060402_203432_000000362046_00286_21382_8793.N1	02-APR-2006 20:34:32	Bright	36.000	174	52Psi UMa	3.0040	4400.0	72	21382	No
232	GOM_NL__2PRFIN20060402_203730_000000362046_00286_21382_8794.N1	02-APR-2006 20:37:30	Bright	36.000	87	64Gam UMa	2.4330	11000.	72	21382	No
233	GOM_NL__2PRFIN20060402_203924_000000382046_00286_21382_8795.N1	02-APR-2006 20:39:24	Bright	37.500	36	50Alp UMa	1.8000	6300.0	75	21382	No
234	GOM_NL__2PRFIN20060402_204537_000000412046_00286_21382_8796.N1	02-APR-2006 20:45:37	Bright	40.500	60	7Bet UMi	2.0810	3950.0	81	21382	No
235	GOM_NL__2PRFIN20060402_204728_000000352046_00286_21382_8797.N1	02-APR-2006 20:47:28	Bright	35.000	49	1Alp UMi	1.9900	6300.0	70	21382	No
236	GOM_NL__2PRFIN20060402_205508_000000372046_00286_21382_8798.N1	02-APR-2006 20:55:08	Bright	37.000	89	5Alp Cep	2.4510	8000.0	74	21382	No
237	GOM_NL__2PRFIN20060402_210020_000000402046_00286_21382_8799.N1	02-APR-2006 21:00:20	Bright	40.000	19	50Alp Cyg	1.2460	10500.	80	21382	No
238	GOM_NL__2PRFIN20060402_211041_000000452046_00286_21382_8800.N1	02-APR-2006 21:10:41	Twi_and_stray	45.000	61	8Eps Peg	2.1000	3900.0	90	21382	No
239	GOM_NL__2PRFIN20060402_211519_000000442046_00286_21382_8801.N1	02-APR-2006 21:15:19	Dark	43.500	154	22Bet Aqr	2.8990	5700.0	87	21382	No
240	GOM_NL__2PRFIN20060402_213635_000000442046_00287_21383_8780.N1	02-APR-2006 21:36:35	Dark	44.000	141	Bet Ara	2.8400	4600.0	88	21383	No
241	GOM_NL__2PRFIN20060402_213932_000000382046_00287_21383_8781.N1	02-APR-2006 21:39:32	Dark	38.000	134	Bet TrA	2.8100	6600.0	76	21383	No
242	GOM_NL__2PRFIN20060402_214209_000000452046_00287_21383_8782.N1	02-APR-2006 21:42:09	Dark	45.000	4	Alp1Cen	-0.010000	5800.0	90	21383	No
243	GOM_NL__2PRFIN20060402_214458_000000432046_00287_21383_8783.N1	02-APR-2006 21:44:58	Straylight	43.000	78	Alp Lup	2.3040	28000.	86	21383	No
244	GOM_NL__2PRFIN20060402_214746_000000392046_00287_21383_8784.N1	02-APR-2006 21:47:46	Straylight	38.500	64	Gam Cen	2.2000	10600.	77	21383	No
245	GOM_NL__2PRFIN20060402_214916_000000262046_00287_21383_8785.N1	02-APR-2006 21:49:16	Straylight	26.000	54	5The Cen	2.0550	4500.0	52	21383	No
246	GOM_NL__2PRFIN20060402_215021_000000432046_00287_21383_8786.N1	02-APR-2006 21:50:21	Straylight	43.000	123	lot Cen	2.7500	10200.	86	21383	No
247	GOM_NL__2PRFIN20060402_215439_000000272046_00287_21383_8787.N1	02-APR-2006 21:54:39	Twi_and_stray	27.000	169	46Gam Hya	2.9910	4700.0	54	21383	No
248	GOM_NL__2PRFIN20060402_215539_000000432046_00287_21383_8788.N1	02-APR-2006 21:55:39	Twi_and_stray	42.500	171	2Eps Crv	3.0010	4250.0	85	21383	No
249	GOM_NL__2PRFIN20060402_215705_000000432046_00287_21383_8789.N1	02-APR-2006 21:57:05	Twi_and_stray	42.500	100	4Gam Crv	2.5800	13100.	85	21383	No
250	GOM_NL__2PRFIN20060402_220204_000000422046_00287_21383_8790.N1	02-APR-2006 22:02:04	Bright	41.500	121	29Gam Vir	2.7400	7200.0	83	21383	No
251	GOM_NL__2PRFIN20060402_220642_000000382046_00287_21383_8791.N1	02-APR-2006 22:06:42	Bright	37.500	62	94Bet Leo	2.1360	9700.0	75	21383	No
252	GOM_NL__2PRFIN20060402_220821_000000362046_00287_21383_8792.N1	02-APR-2006 22:08:21	Bright	36.000	96	68Del Leo	2.5600	9300.0	72	21383	No
253	GOM_NL__2PRFIN20060402_221508_000000372046_00287_21383_8793.N1	02-APR-2006 22:15:08	Bright	36.500	174	52Psi UMa	3.0040	4400.0	73	21383	No
254	GOM_NL__2PRFIN20060402_221806_000000392046_00287_21383_8794.N1	02-APR-2006 22:18:06	Bright	38.500	87	64Gam UMa	2.4330	11000.	77	21383	No
255	GOM_NL__2PRFIN20060402_222000_000000382046_00287_21383_8795.N1	02-APR-2006 22:20:00	Bright	37.500	36	50Alp UMa	1.8000	6300.0	75	21383	No
256	GOM_NL__2PRFIN20060402_222613_000000402046_00287_21383_8796.N1	02-APR-2006 22:26:13	Bright	40.000	60	7Bet UMi	2.0810	3950.0	80	21383	No
257	GOM_NL__2PRFIN20060402_222804_000000352046_00287_21383_8797.N1	02-APR-2006 22:28:04	Bright	35.000	49	1Alp UMi	1.9900	6300.0	70	21383	No
258	GOM_NL__2PRFIN20060402_223544_000000372046_00287_21383_8798.N1	02-APR-2006 22:35:44	Bright	36.500	89	5Alp Cep	2.4510	8000.0	73	21383	No
259	GOM_NL__2PRFIN20060402_224056_000000402046_00287_21383_8799.N1	02-APR-2006 22:40:56	Bright	40.000	19	50Alp Cyg	1.2460	10500.	80	21383	No
260	GOM_NL__2PRFIN20060402_225117_000000442046_00287_21383_8800.N1	02-APR-2006 22:51:17	Twi_and_stray	44.000	61	8Eps Peg	2.1000	3900.0	88	21383	No
261	GOM_NL__2PRFIN20060402_225555_000000402046_00287_21383_8801.N1	02-APR-2006 22:55:55	Dark	39.500	154	22Bet Aqr	2.8990	5700.0	79	21383	No
262	GOM_NL__2PRFIN20060402_231712_000000452046_00288_21384_8780.N1	02-APR-2006 23:17:12	Dark	45.000	141	Bet Ara	2.8400	4600.0	90	21384	No
263	GOM_NL__2PRFIN20060402_232009_000000392046_00288_21384_8781.N1	02-APR-2006 23:20:09	Dark	39.000	134	Bet TrA	2.8100	6600.0	78	21384	No
264	GOM_NL__2PRFIN20060402_232246_000000522046_00288_21384_8782.N1	02-APR-2006 23:22:46	Straylight	52.000	4	Alp1Cen	-0.010000	5800.0	104	21384	No
265	GOM_NL__2PRFIN20060402_232535_000000432046_00288_21384_8783.N1	02-APR-2006 23:25:35	Straylight	42.500	78	Alp Lup	2.3040	28000.	85	21384	No
266	GOM_NL__2PRFIN20060402_232822_000000392046_00288_21384_8784.N1	02-APR-2006 23:28:22	Straylight	39.000	64	Gam Cen	2.2000	10600.	78	21384	No
267	GOM_NL__2PRFIN20060402_232952_000000302046_00288_21384_8785.N1	02-APR-2006 23:29:52	Straylight	30.000	54	5The Cen	2.0550	4500.0	60	21384	No
268	GOM_NL__2PRFIN20060402_233058_000000422046_00288_21384_8786.N1	02-APR-2006 23:30:58	Straylight	42.000	123	lot Cen	2.7500	10200.	84	21384	No
269	GOM_NL__2PRFIN20060402_233545_000000452046_00288_21384_8787.N1	02-APR-2006 23:35:45	Twi_and_stray	44.500	106	9Bet Crv	2.6480	5600.0	89	21384	No
270	GOM_NL__2PRFIN20060402_233741_000000412046_00288_21384_8788.N1	02-APR-2006 23:37:41	Twi_and_stray	41.000	100	4Gam Crv	2.5800	13100.	82	21384	No
271	GOM_NL__2PRFIN20060402_234240_000000432046_00288_21384_8789.N1	02-APR-2006 23:42:40	Bright	42.500	121	29Gam Vir	2.7400	7200.0	85	21384	No
272	GOM_NL__2PRFIN20060402_234718_000000382046_00288_21384_8790.N1	02-APR-2006 23:47:18	Bright	37.500	62	94Bet Leo	2.1360	9700.0	75	21384	No
273	GOM_NL__2PRFIN20060402_234857_000000352046_00288_21384_8791.N1	02-APR-2006 23:48:57	Bright	35.000	96	68Del Leo	2.5600	9300.0	70	21384	No
274	GOM_NL__2PRFIN20060402_235544_000000342046_00288_21384_8792.N1	02-APR-2006 23:55:44	Bright	34.000	174	52Psi UMa	3.0040	4400.0	68	21384	No
275	GOM_NL__2PRFIN20060402_235842_000000362046_00288_21384_8793.N1	02-APR-2006 23:58:42	Bright	36.000	87	64Gam UMa	2.4330	11000.	72	21384	No

3. Quality information per product

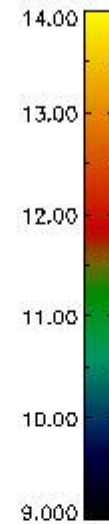
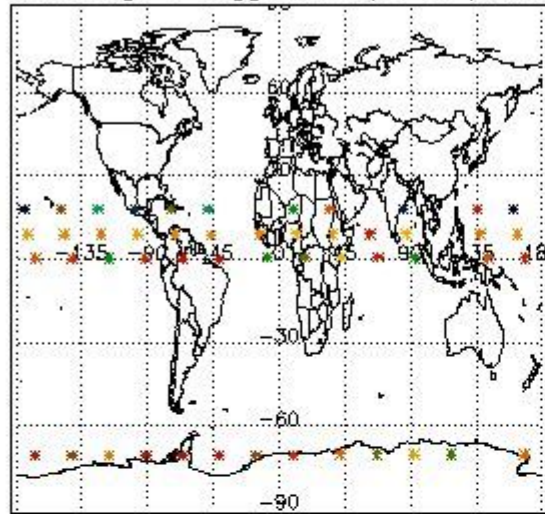
In this section it is plotted some information contained in the Quality Summary data set of the level 2 products. Only products in dark limb conditions and without errors (error flag in the MPH set to "0") are used.

3.1 Plot quality information per product (time dependant)

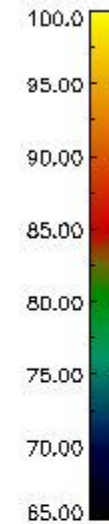
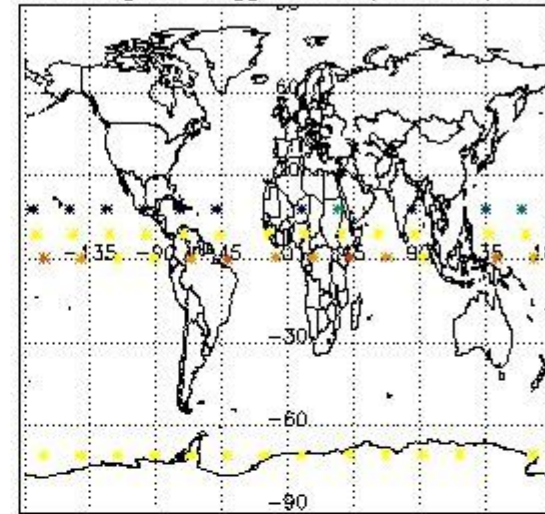


3.2 Plot quality information per product (world map)


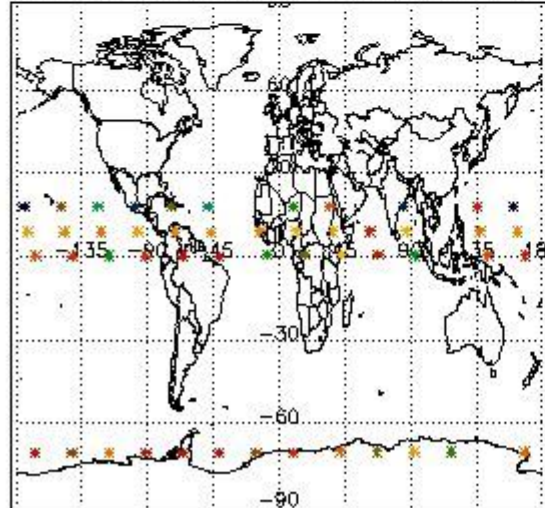
Percentage of flagged data per O3 profile



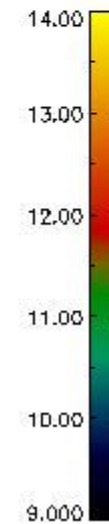
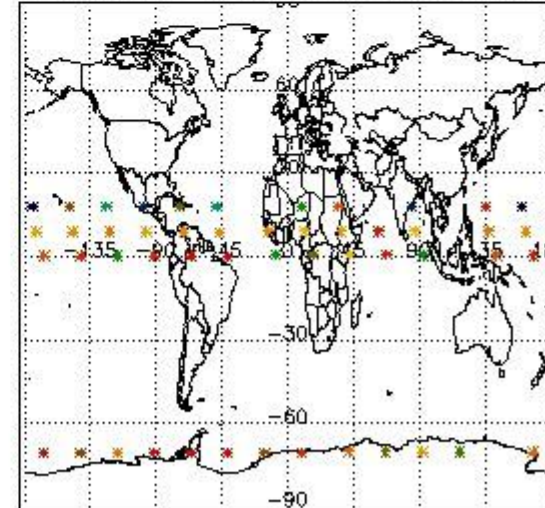
Percentage of flagged data per H2O profile



Percentage of flagged data per NO2 profile



Percentage of flagged data per NO3 profile

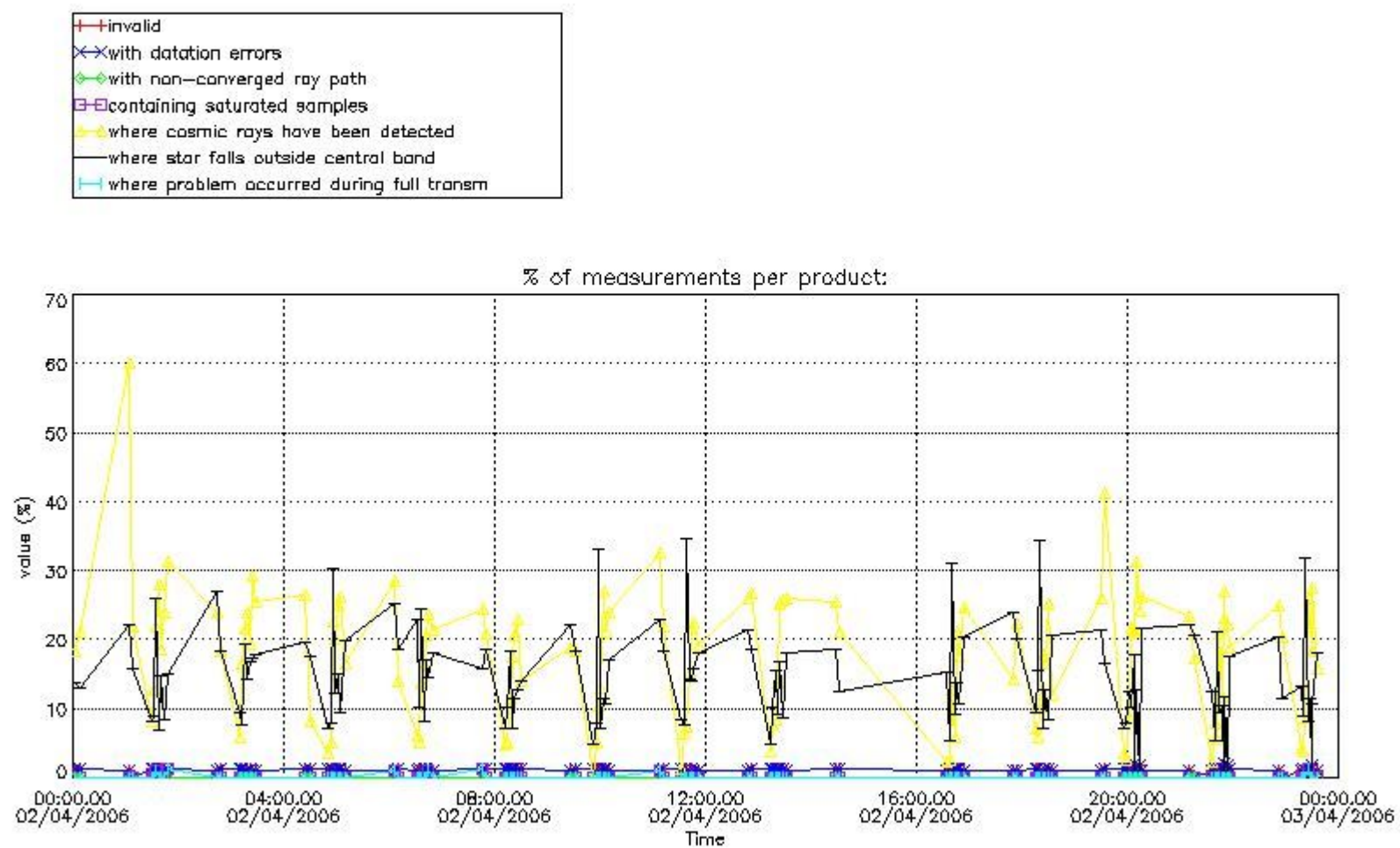


4. Level 1 quality information per product

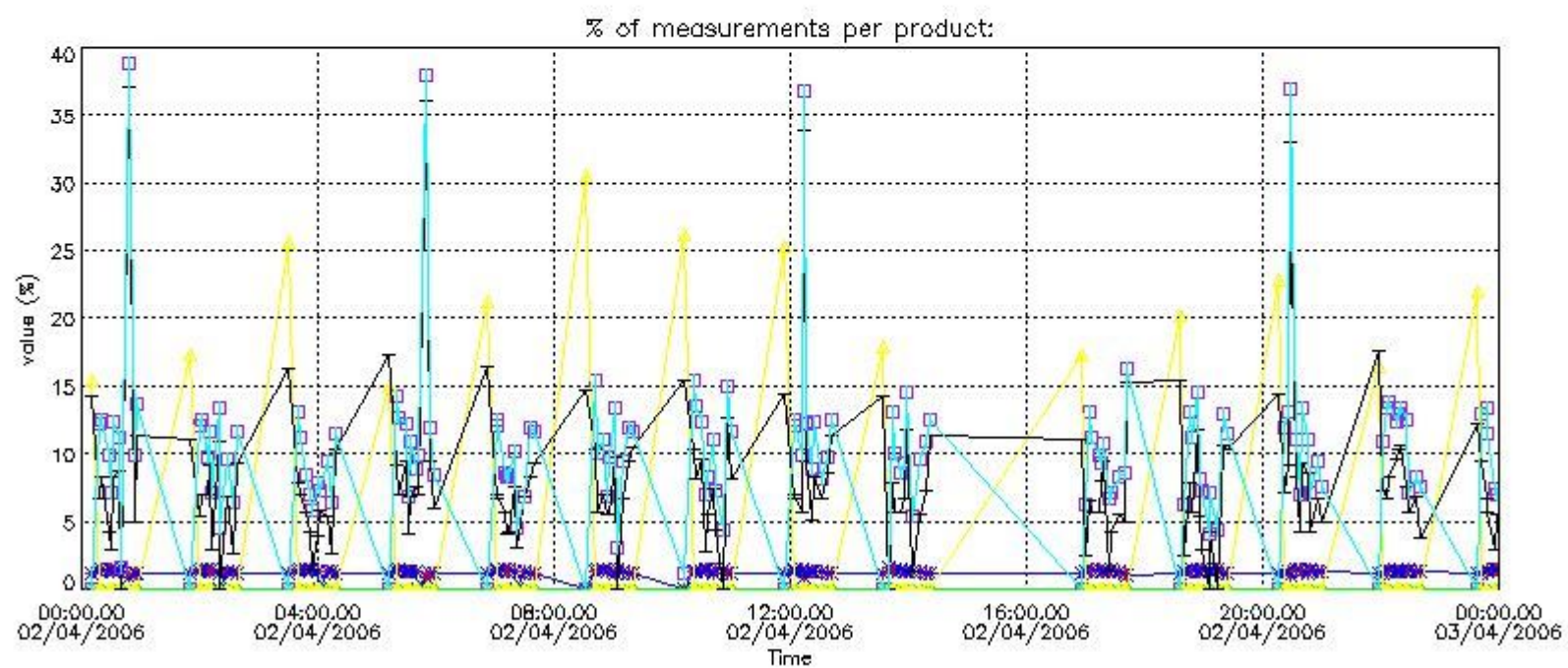
In this section it is plotted some information contained in the Quality Summary data set of the level 2 products that comes from the level 1b processing. Products without errors (error flag in the MPH set to "0") are used.

4.1 Plot quality information per product (time dependant) coming from level 1b processing

4.1.1 Plot level 1 quality information per product (time dependant): ENVISAT ASCENDING passes



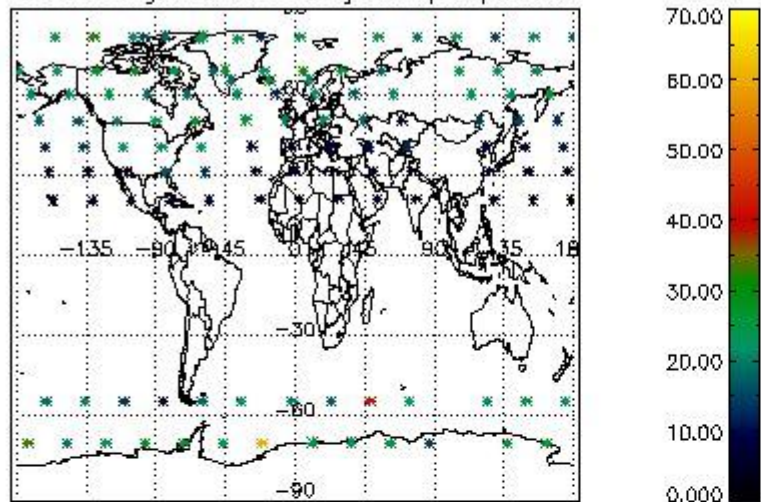
4.1.2 Plot level 1 quality information per product (time dependant): ENVI SAT DESCENDING passes



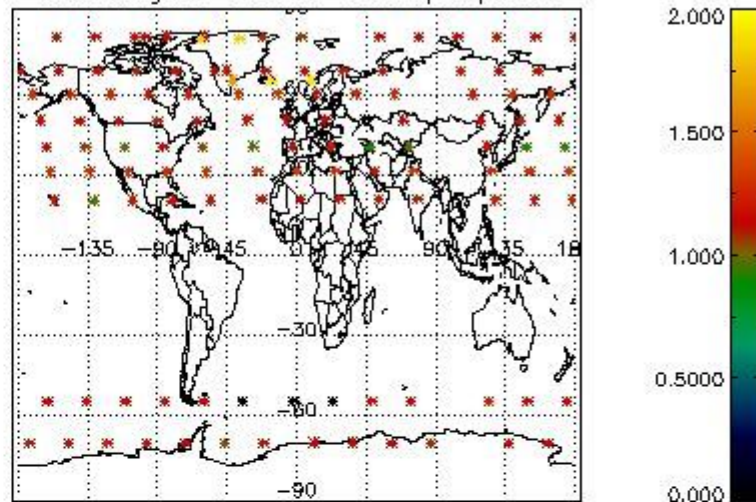
4.2 Plot quality information per product coming from level 1b processing (world map)

4.2.1 Plot level 1 quality information per product (world map): ENVISAT ASCENDING passes

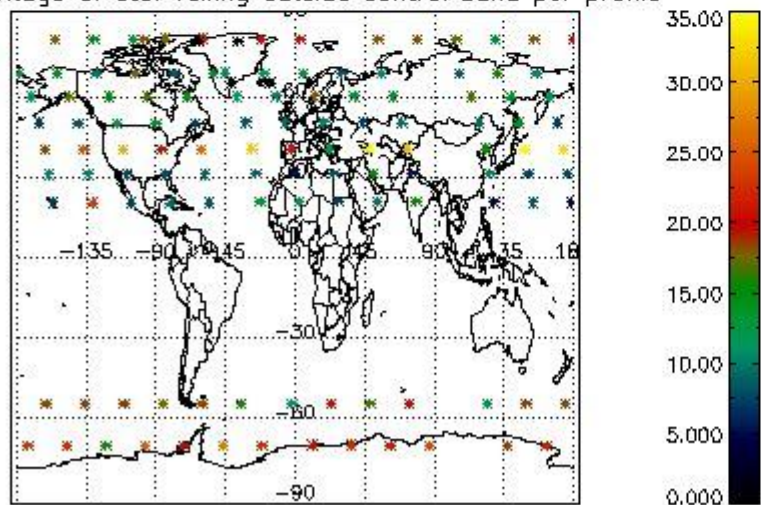
Percentage of cosmic ray hits per profile



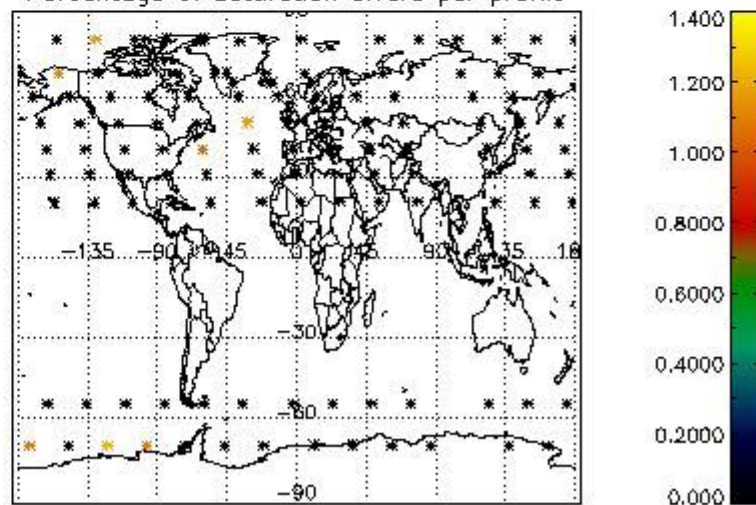
Percentage of datation errors per profile



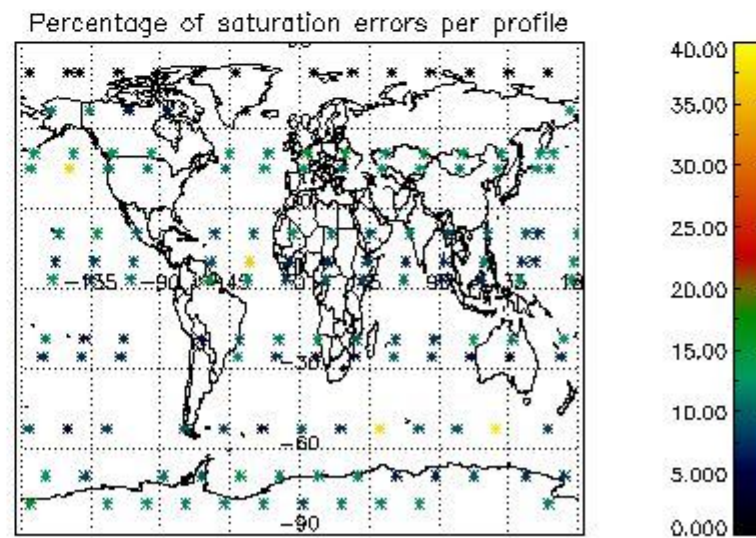
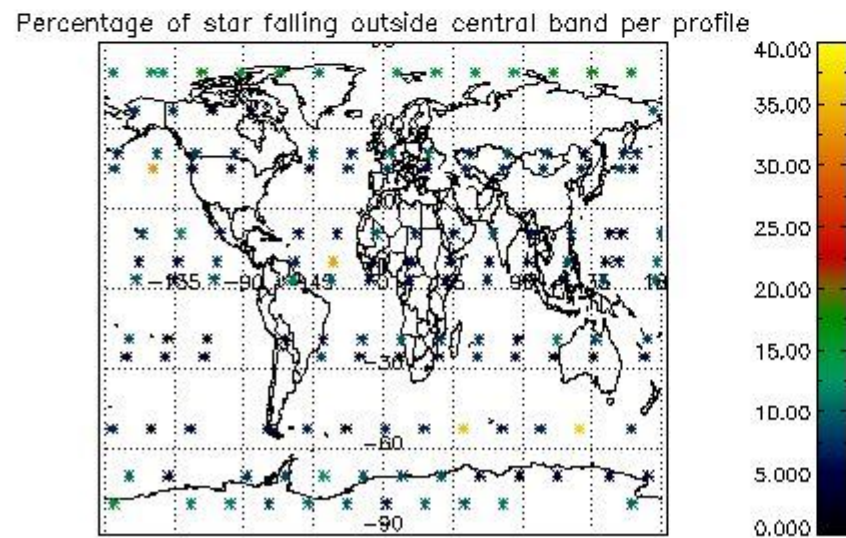
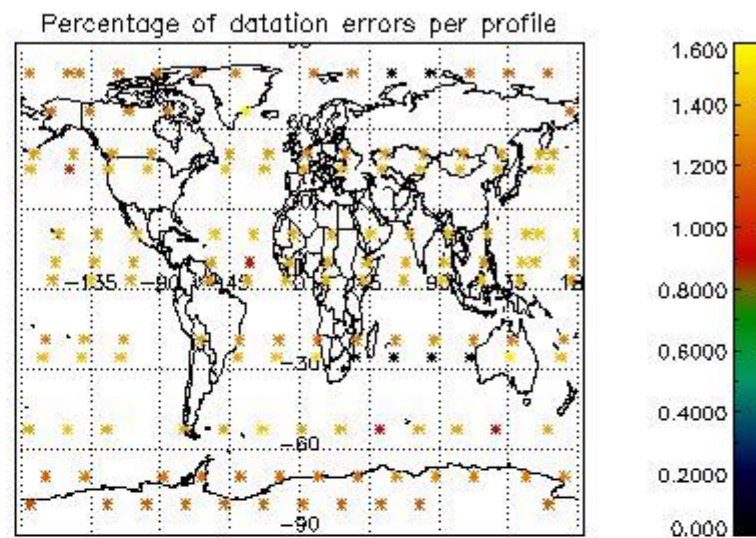
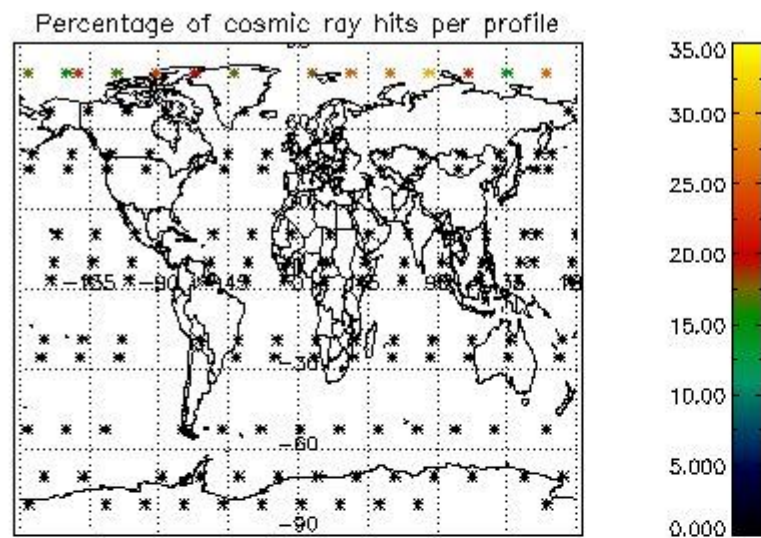
Percentage of star falling outside central band per profile



Percentage of saturation errors per profile



4.2.2 Plot level 1 quality information per product (world map): ENVISAT DESCENDING passes



5. Trace gas profiles

5.1 Ozone statistics based on quality of products

The final quality of the products can be "measured" using the STD (Standard Deviation) attached to every point profile. This information is written to the parameter GOM_NL__2P/NL_LOCAL_SPECIES_DENSITY/o3_std of the level 2 products. The table below shows the statistics for given STD ranges.

The statistics are given with respect to the overall valid production:

- Products without fatal errors: GOM_NL__2P/MPH/PRODUCT_ERR=0
- Valid point profile: GOM_NL__2P/NL_LOCAL_SPECIES_DENSITY/pcd(0)=0

The 'Criteria' is applied to valid points of dark limb products:

- Products in dark limb illumination condition: GOM_NL__2P/NL_SUMMARY_QUALITY/obs_ill_cond=0
- Products without fatal errors: GOM_NL__2P/MPH/PRODUCT_ERR=0
- Valid point profile: GOM_NL__2P/NL_LOCAL_SPECIES_DENSITY/pcd(0)=0

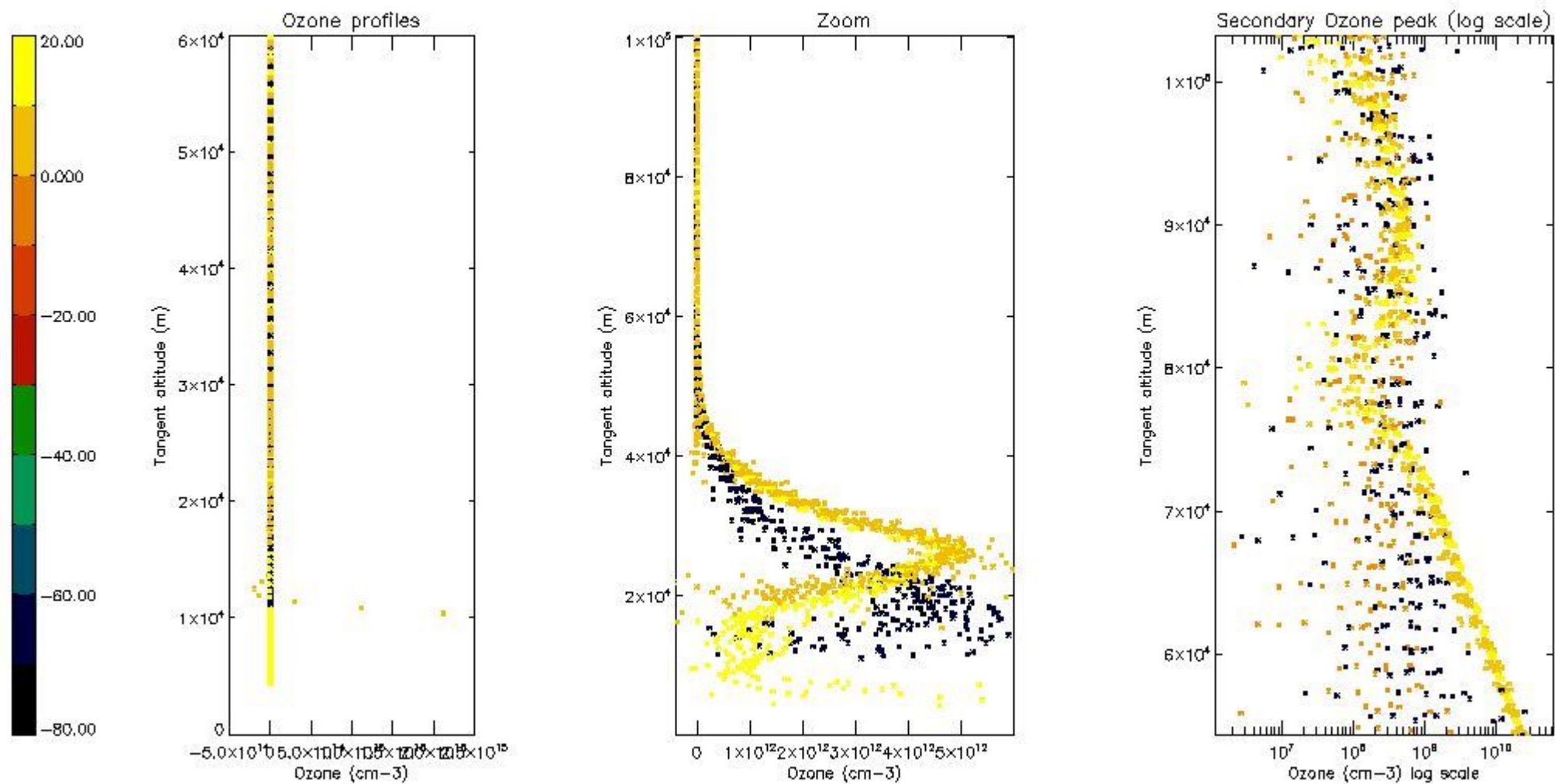
So, the table below shows the percentage of dark limb and valid observations for each criteria with respect to the overall valid daily observations.

Criteria	% of total production
All STD	20
STD < 20	8

STD < 10	5
STD < 5	2

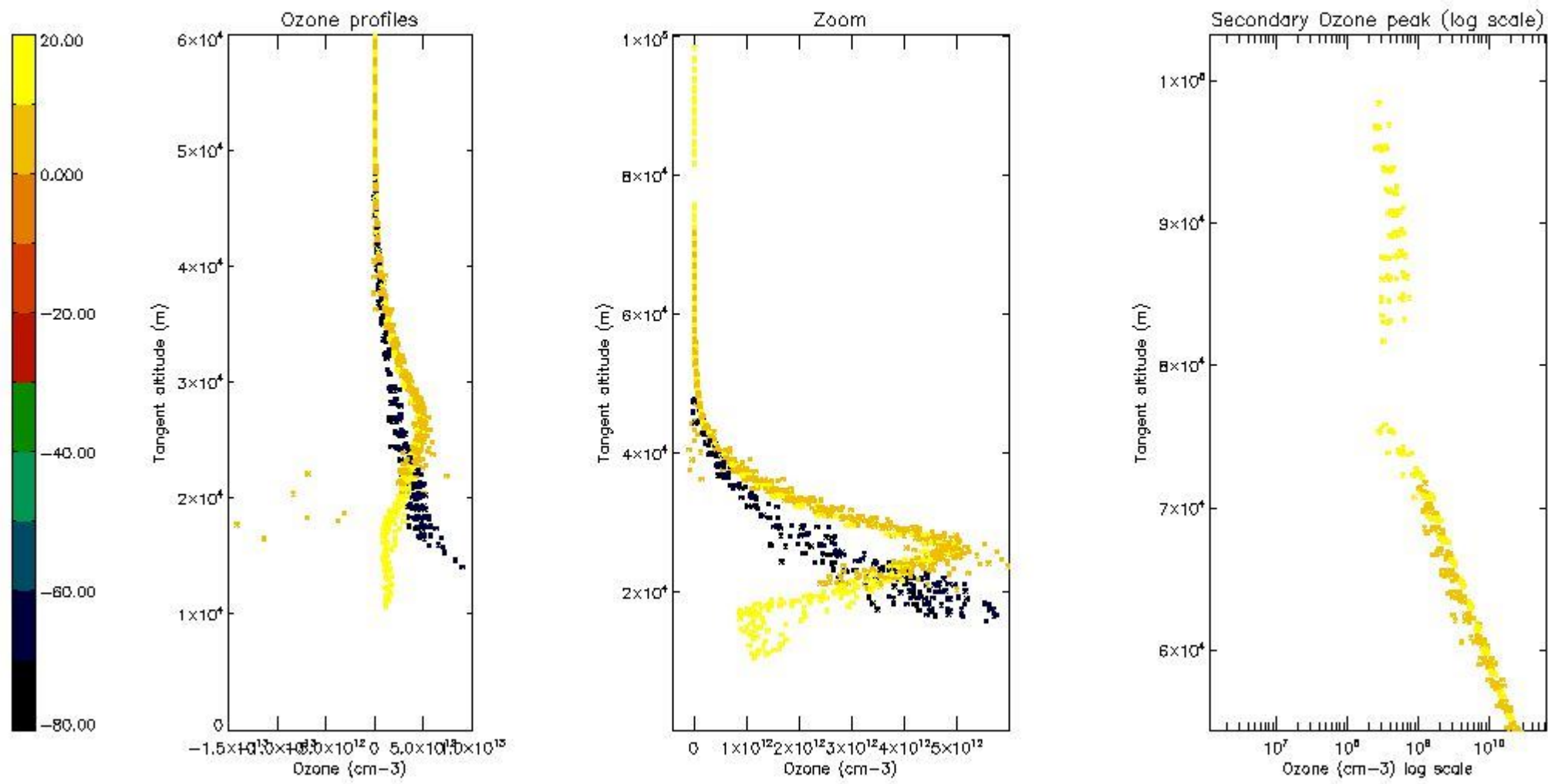
5.2 Plot ozone profiles for all STD (dark without errors)

The colorbar represents the latitude.



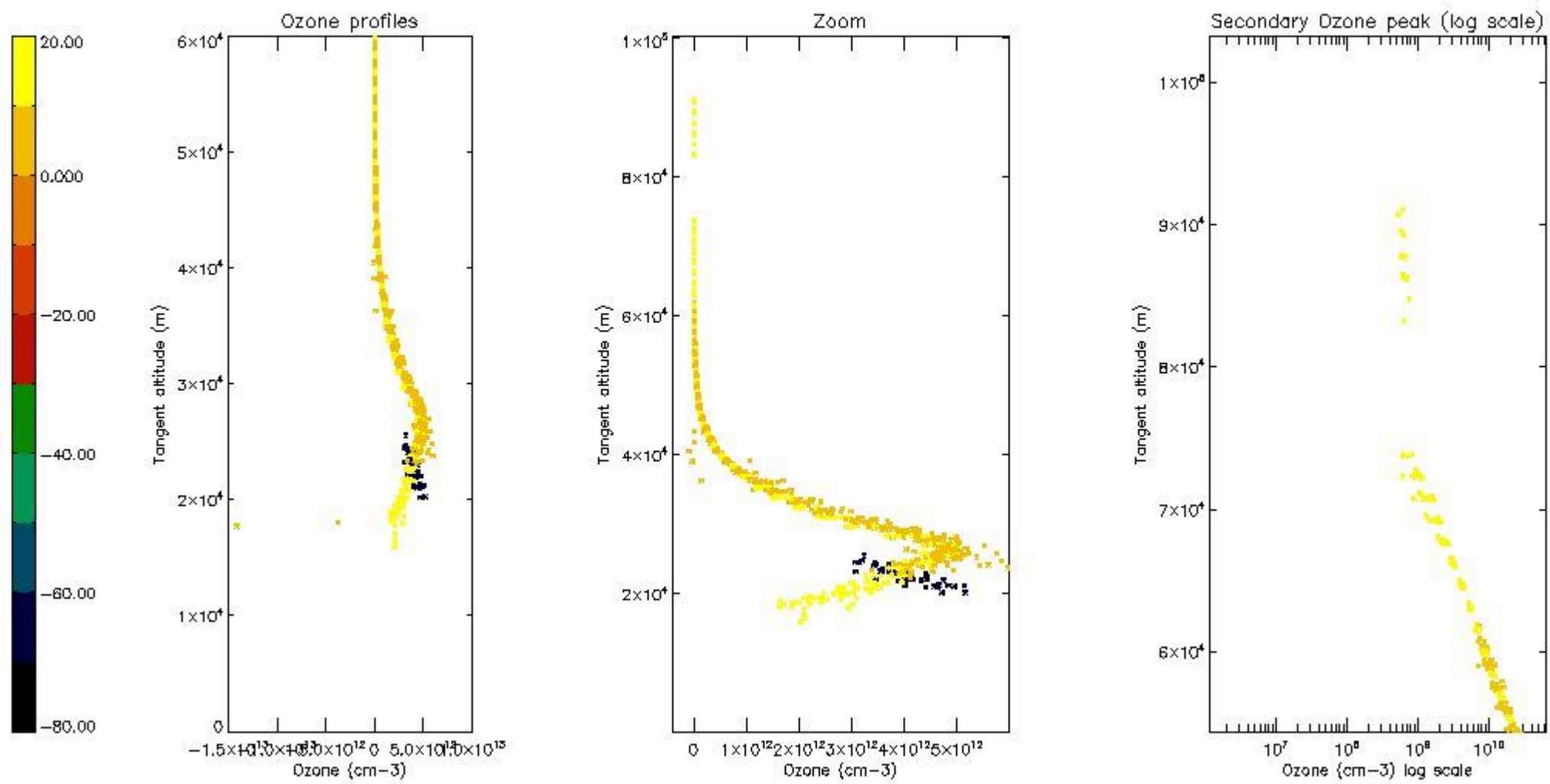
5.3 Plot ozone profiles where STD < 20% (dark without errors)

The colorbar represents the latitude.



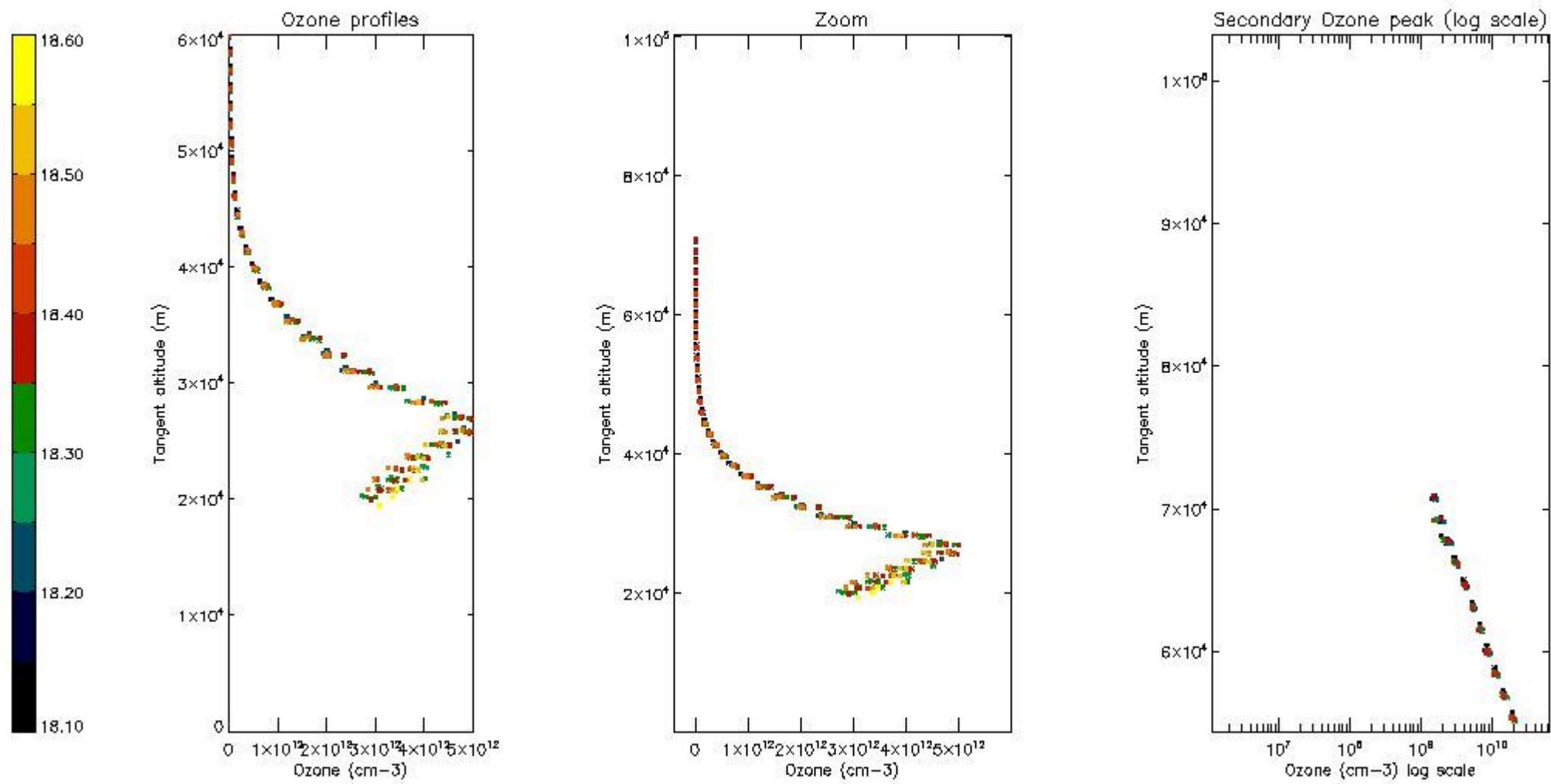
5.4 Plot ozone profiles where STD < 10% (dark without errors)

The colorbar represents the latitude.



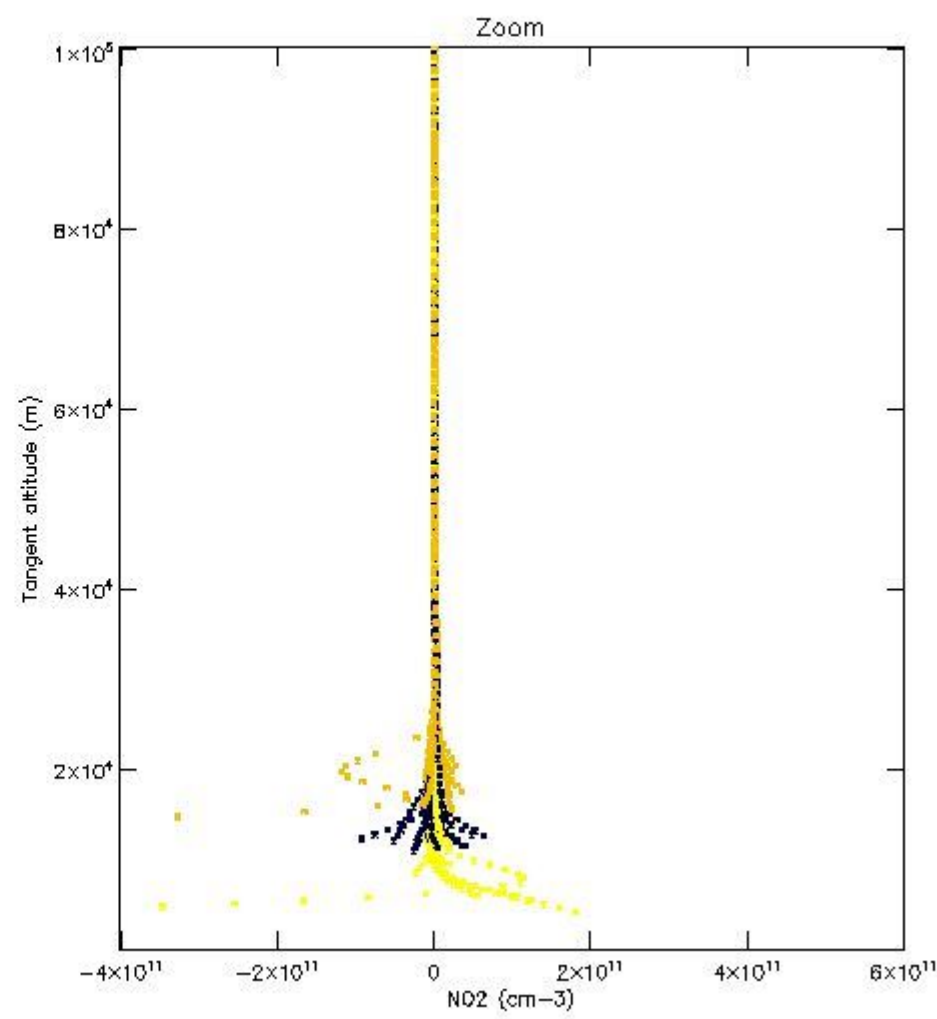
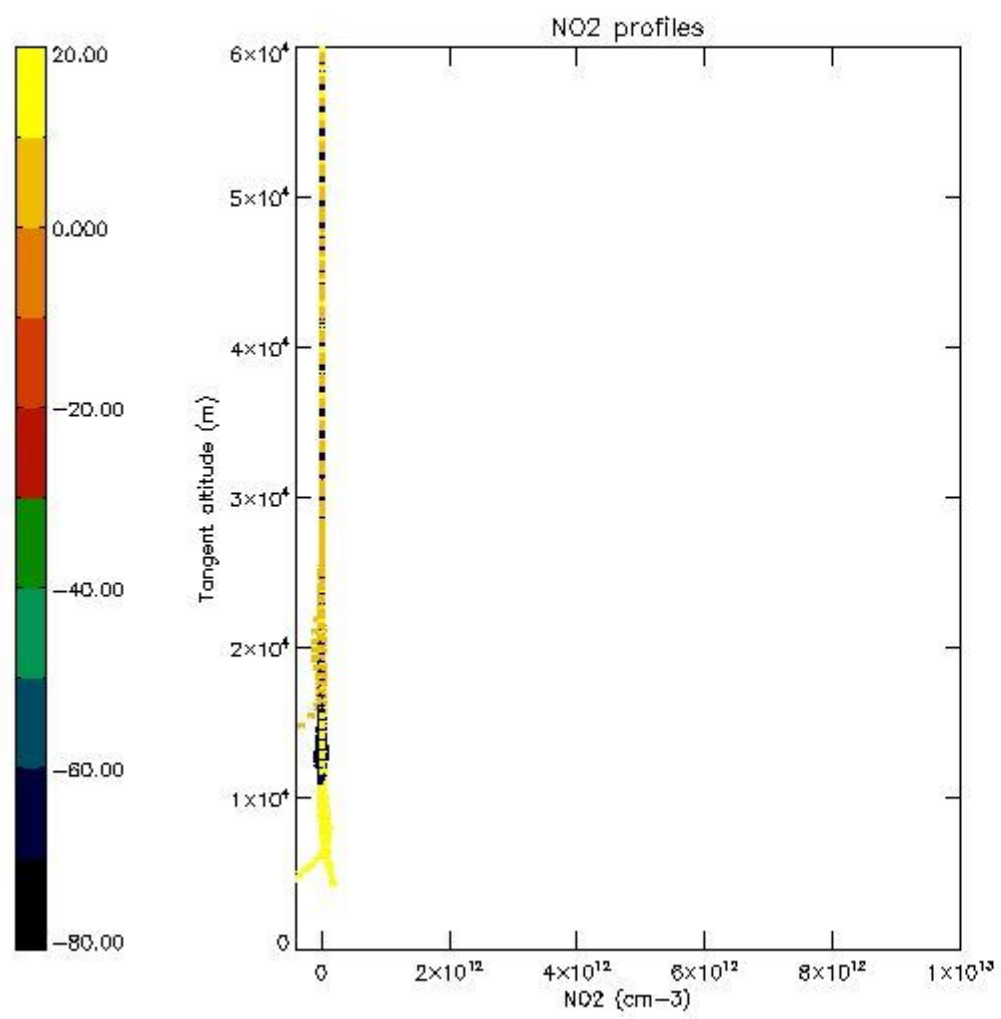
5.5 Plot ozone profiles where STD < 5% (dark without errors)

The colorbar represents the latitude.



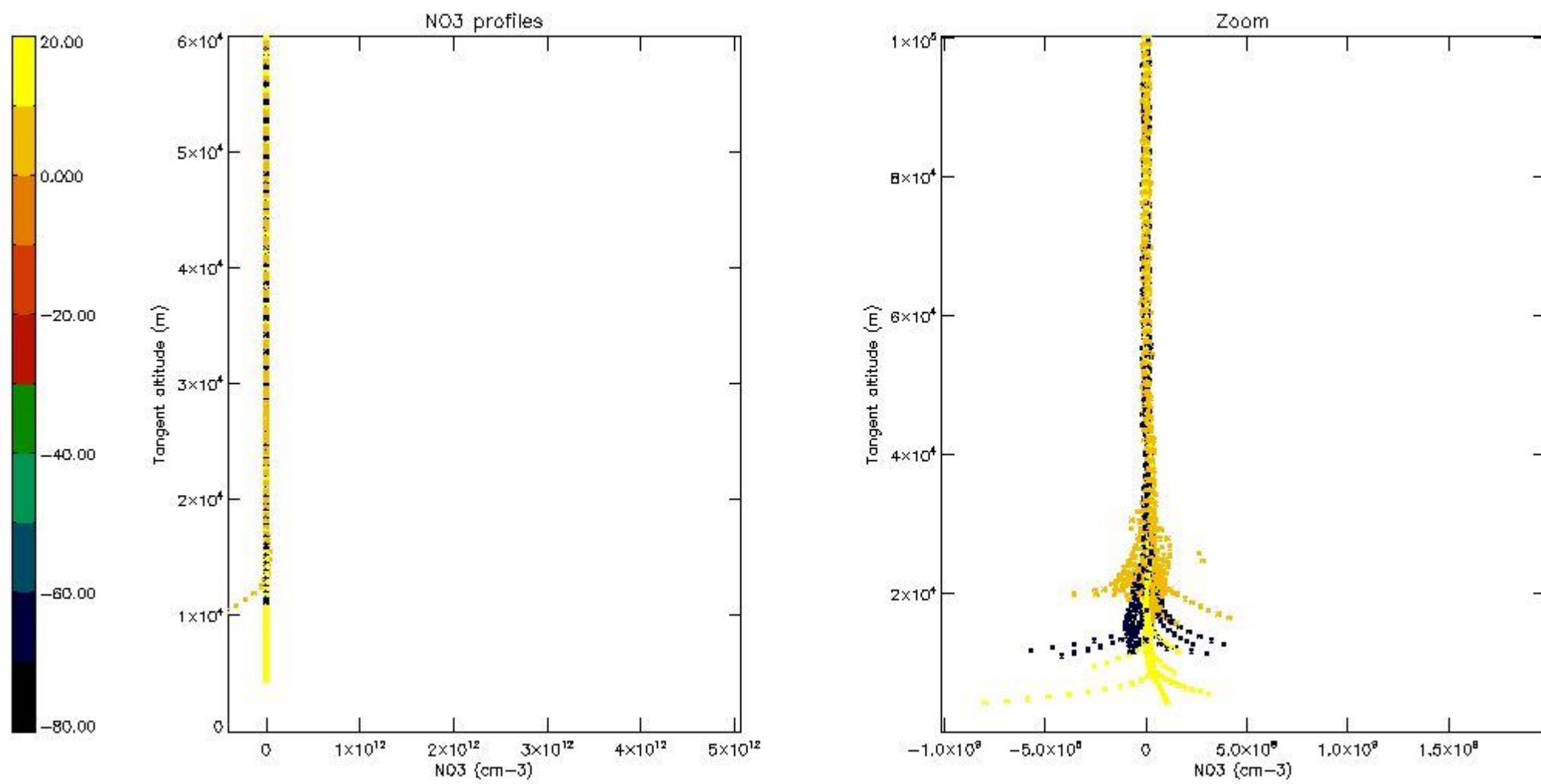
5.6 Plot NO₂ profiles for all STD (dark without errors)

The colorbar represents the latitude.



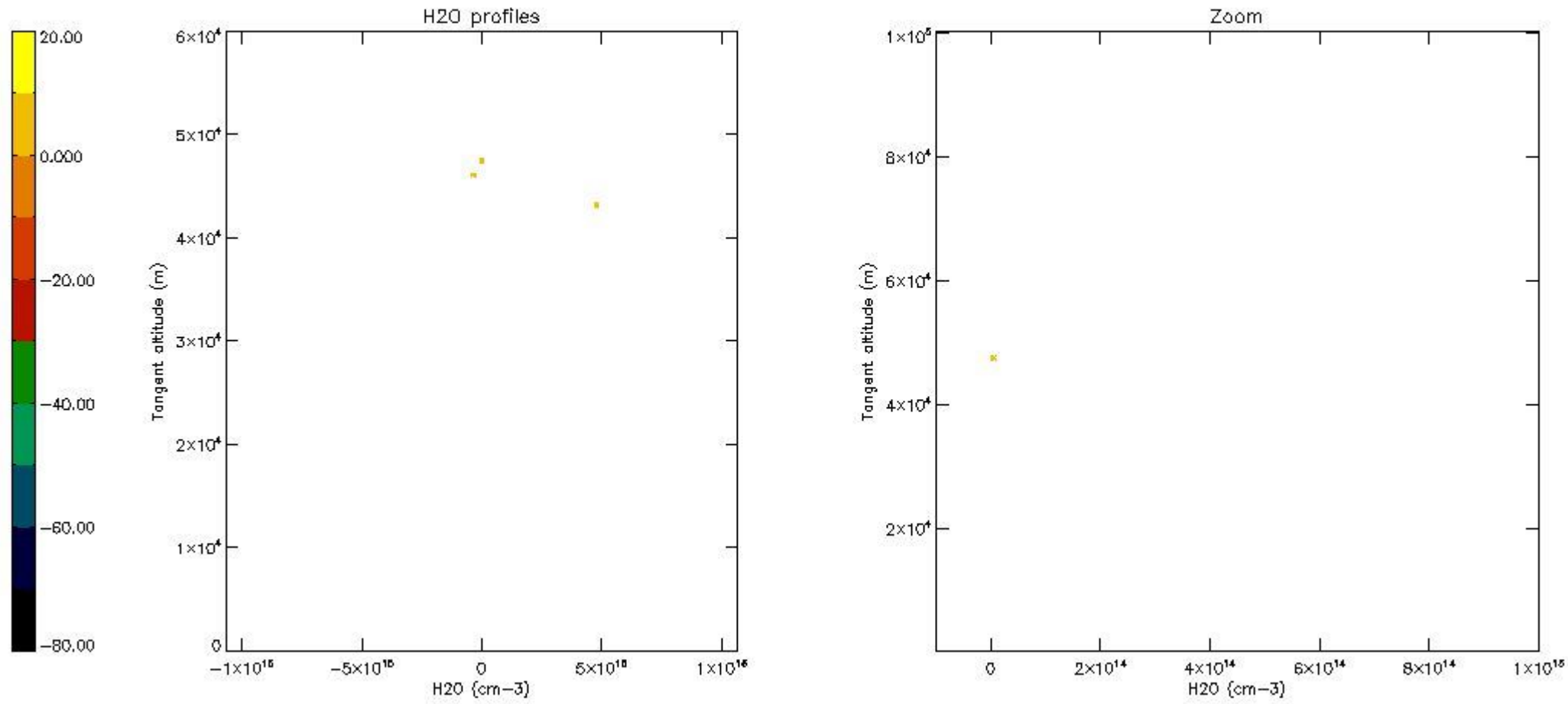
5.7 Plot NO3 profiles for all STD (dark without errors)

The colorbar represents the latitude.



5.8 Plot H₂O profiles for all STD (only for occultations of stars 1,2,3,4,13,14,16,26,63 dark without errors)

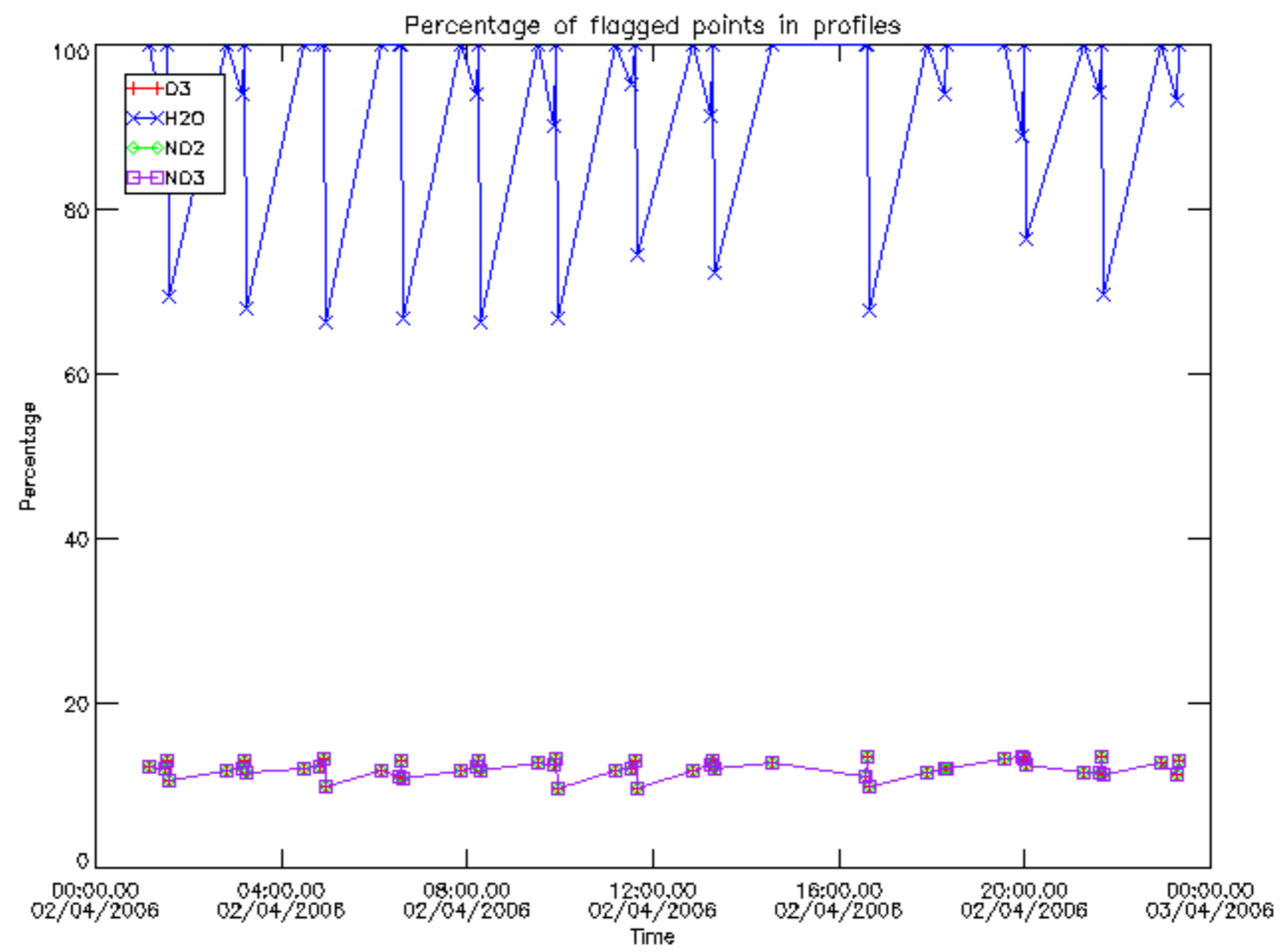
The colorbar represents the latitude.



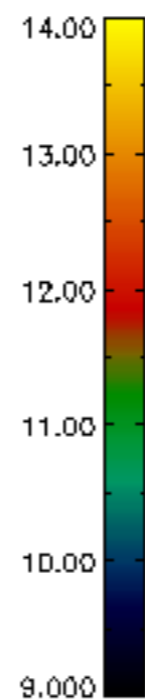
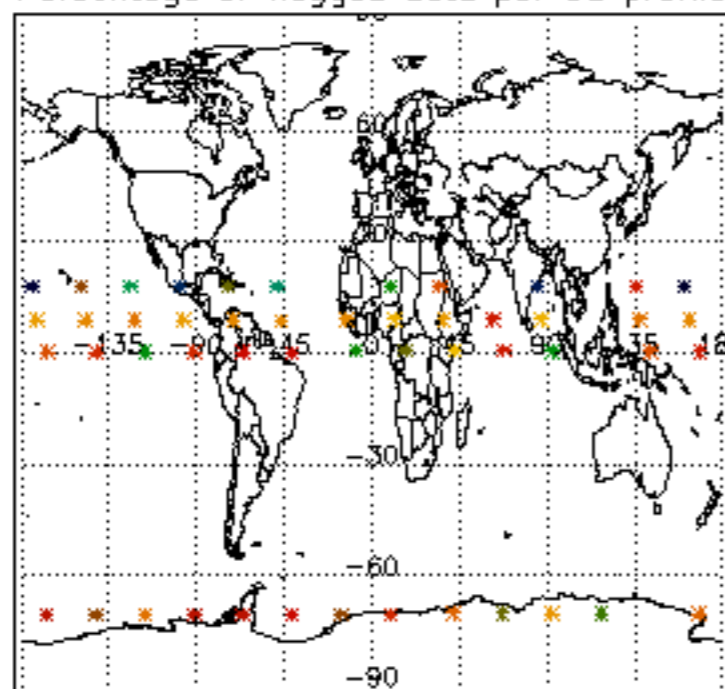
6. Auxiliary Data Files used for the production reported in section 2

The number reported in the third column indicates since which file (see list in section 2) the corresponding auxiliary file has been used. The fourth column is the date of those product files.

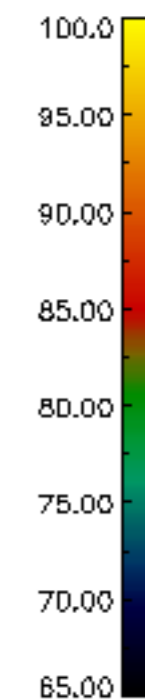
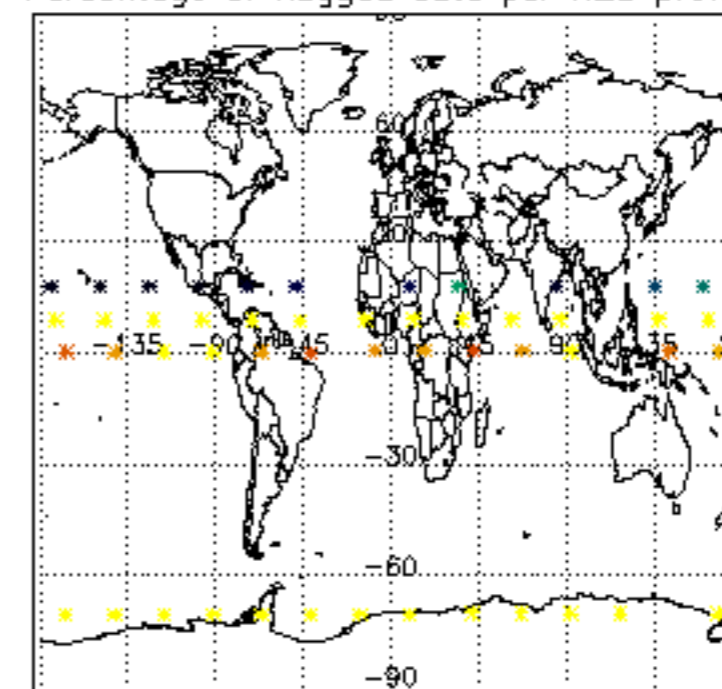
Type	Auxiliary Filename	Used since product	Used since product date
INST_PHYS_CHARACTERISTICS	GOM_INS_AXVIEC20091111_143220_20030716_120000_20500101_000000	1	02-APR-2006 00:02:29
LEVEL-2_PROC_CONFIG	GOM_PR2_AXVIEC20091111_152718_20020301_000000_20500101_000000	1	02-APR-2006 00:02:29
CROSS_SECTIONS_FILE	GOM_CRS_AXVIEC20091111_154832_20020301_000000_20500101_000000	1	02-APR-2006 00:02:29



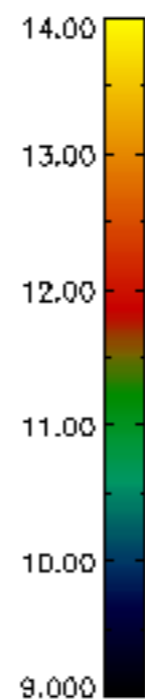
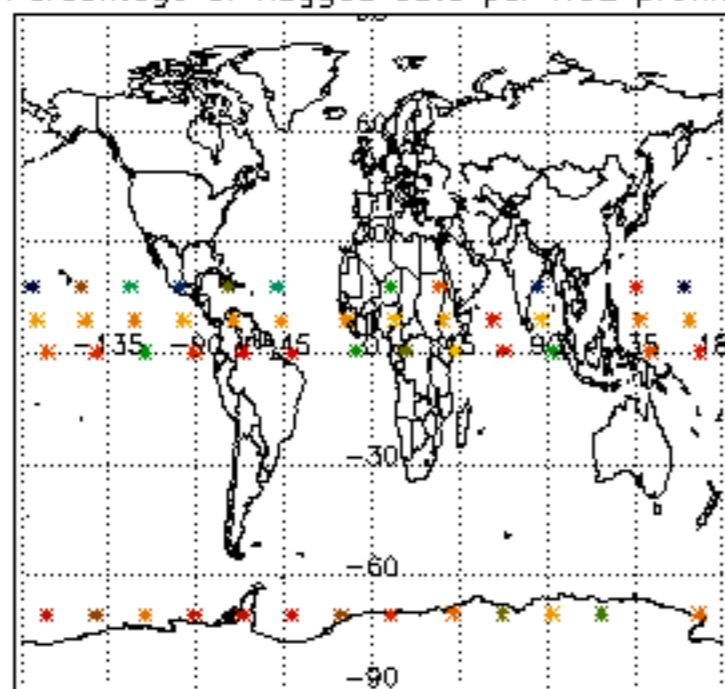
Percentage of flagged data per D3 profile



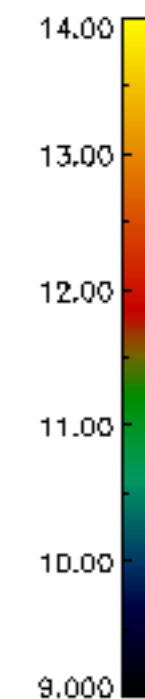
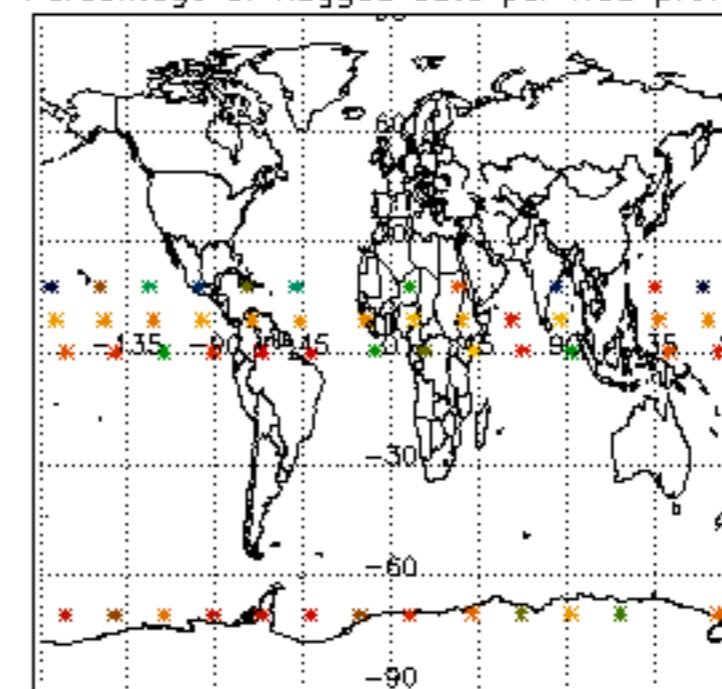
Percentage of flagged data per H2O profile

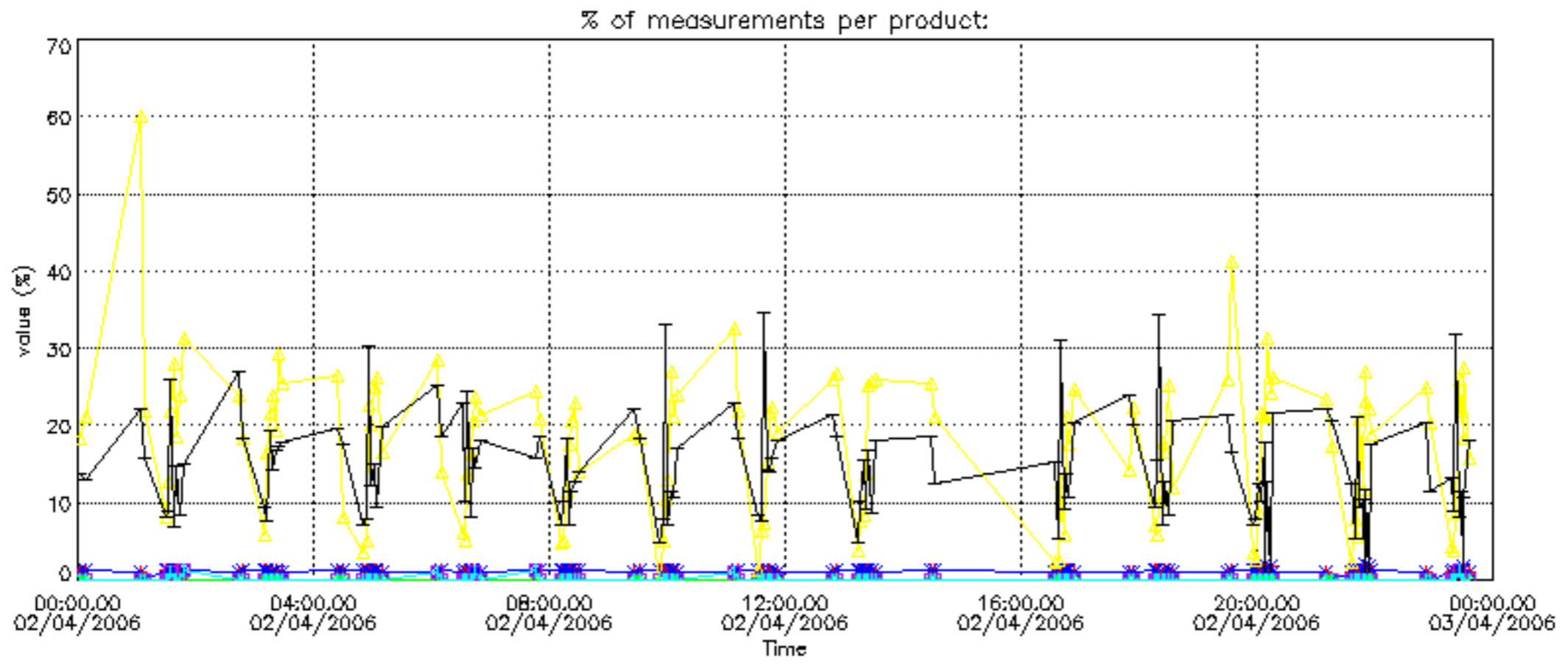


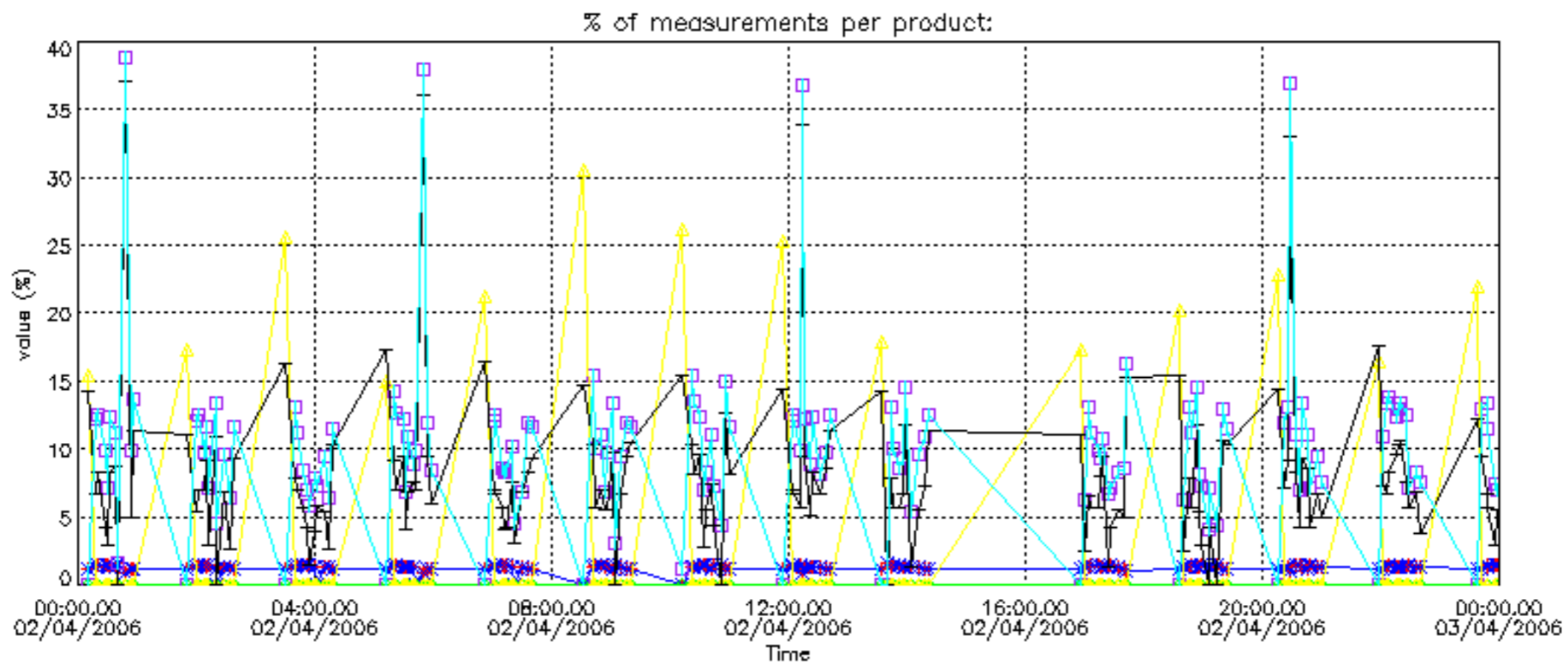
Percentage of flagged data per NO2 profile



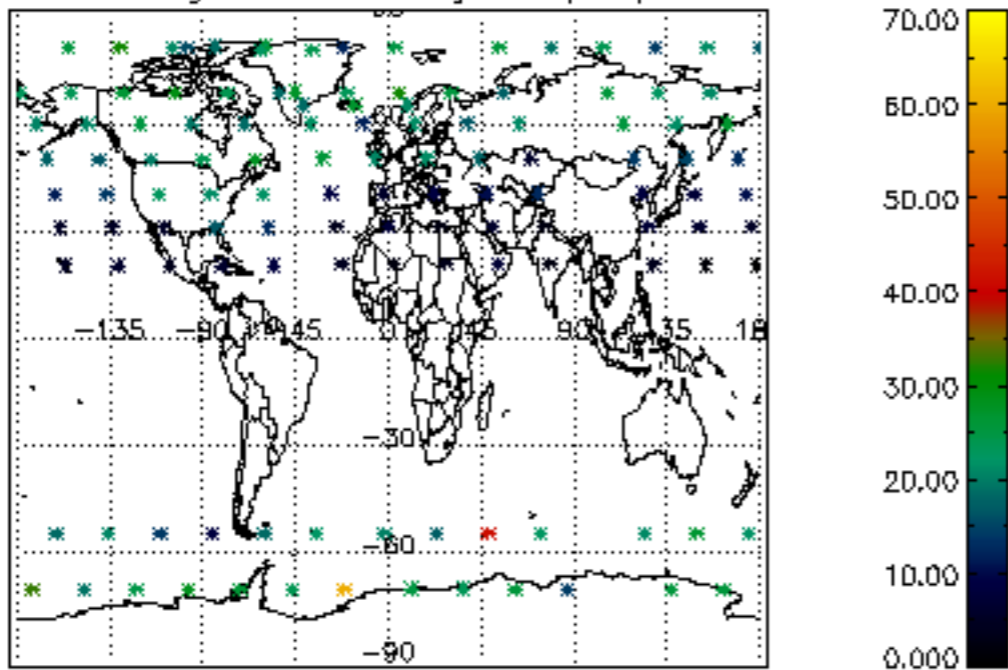
Percentage of flagged data per NO3 profile



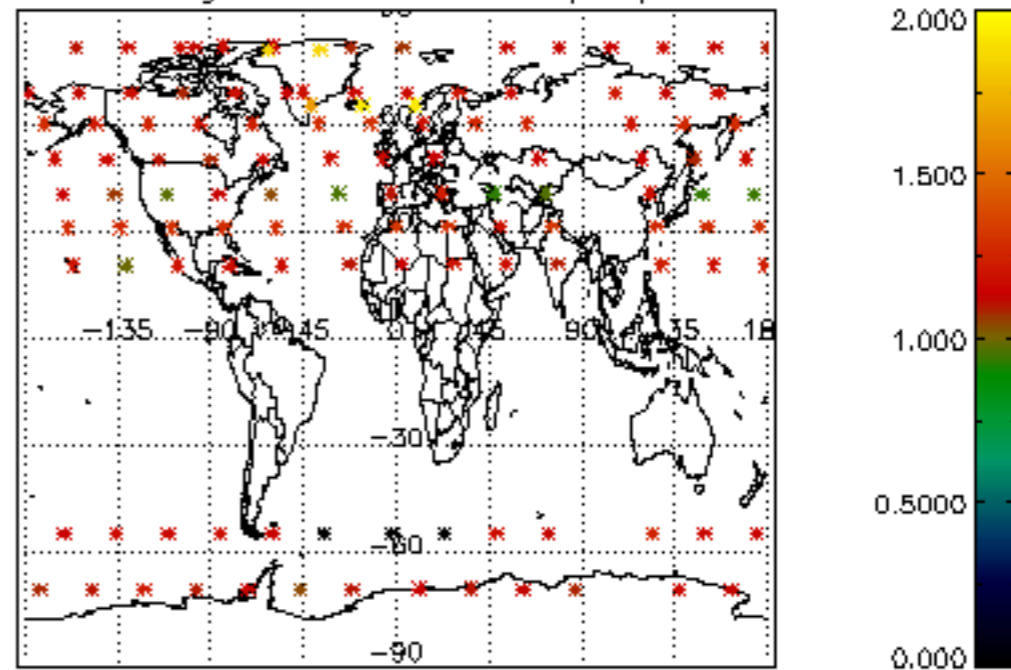




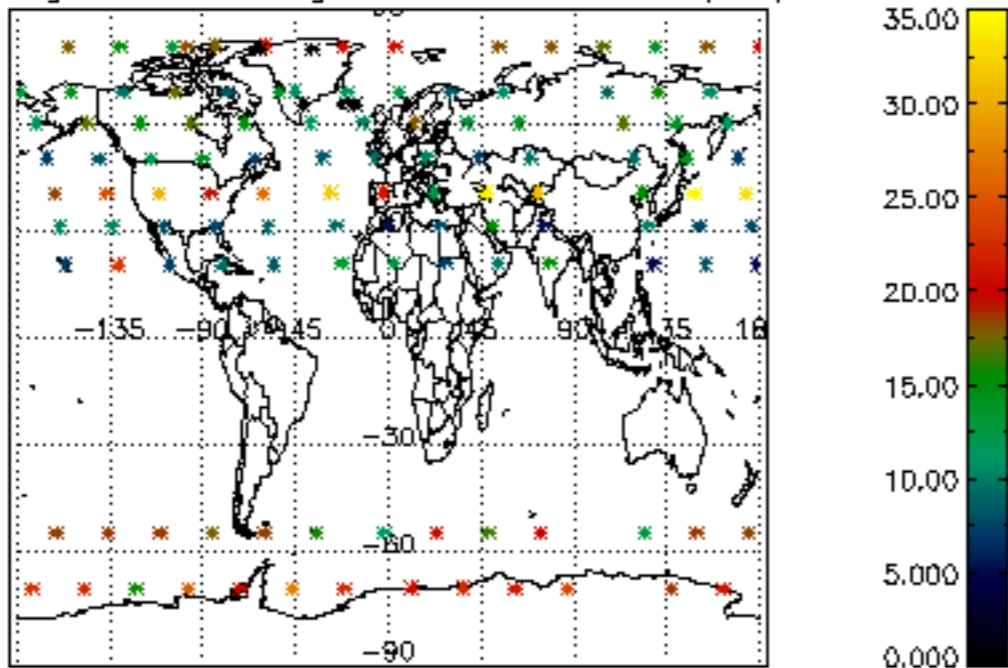
Percentage of cosmic ray hits per profile



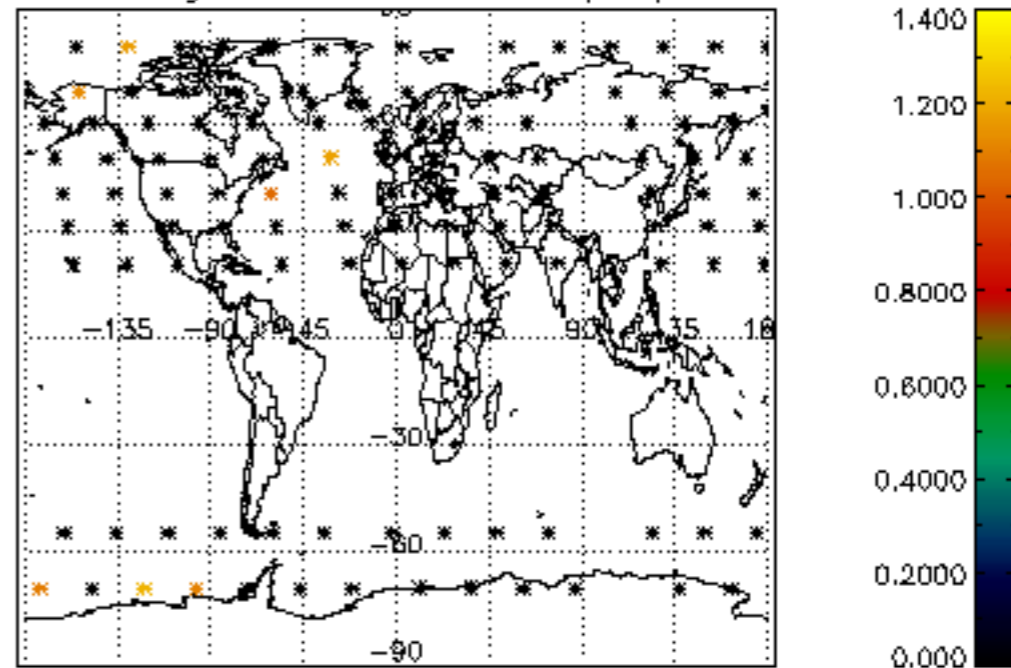
Percentage of datation errors per profile



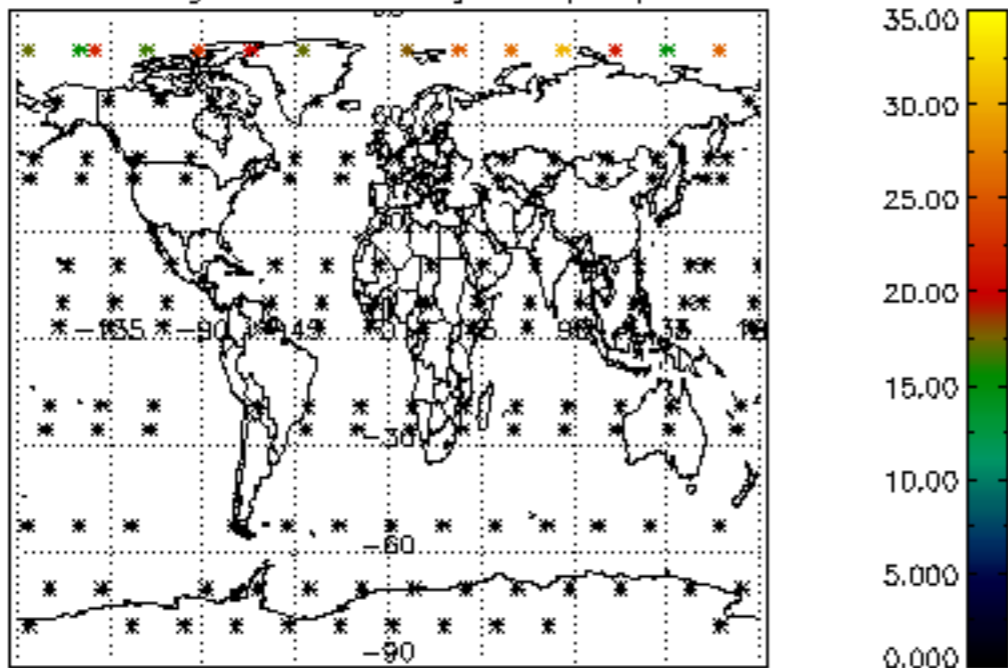
Percentage of star falling outside central band per profile



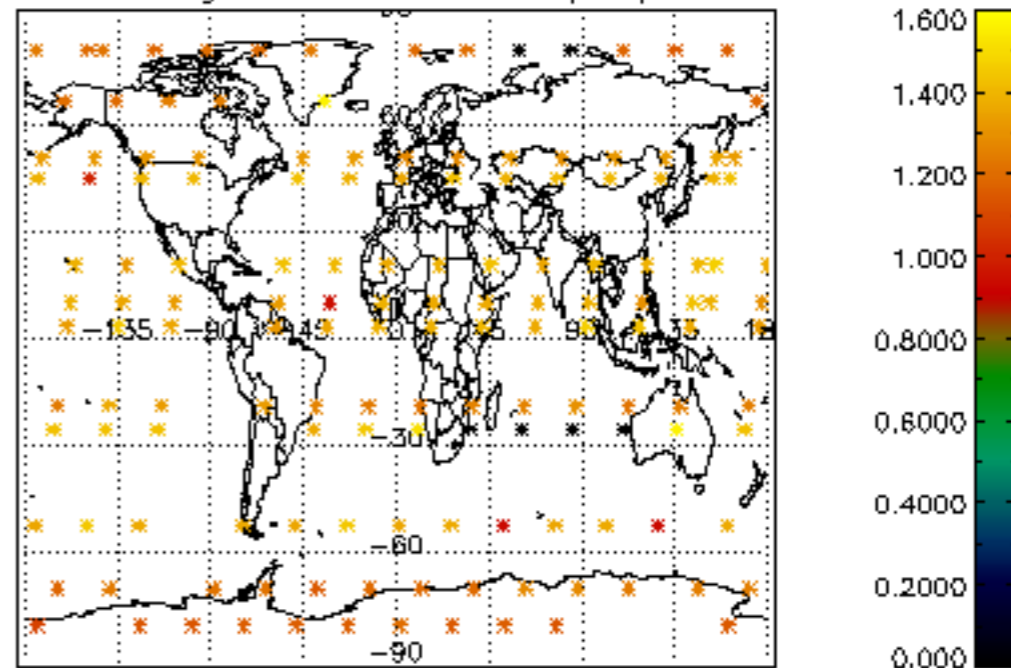
Percentage of saturation errors per profile



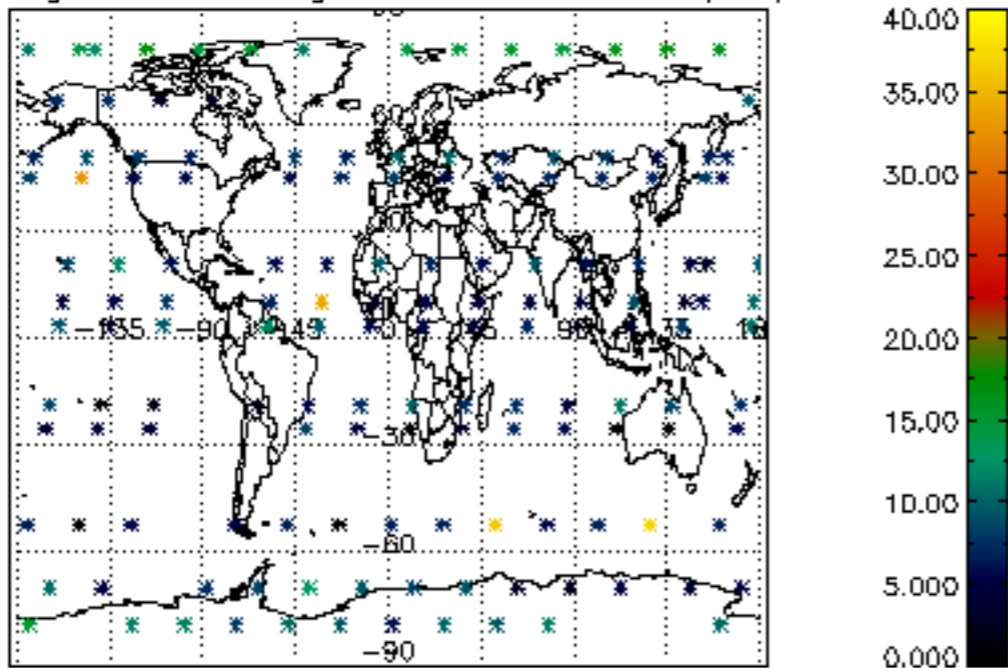
Percentage of cosmic ray hits per profile



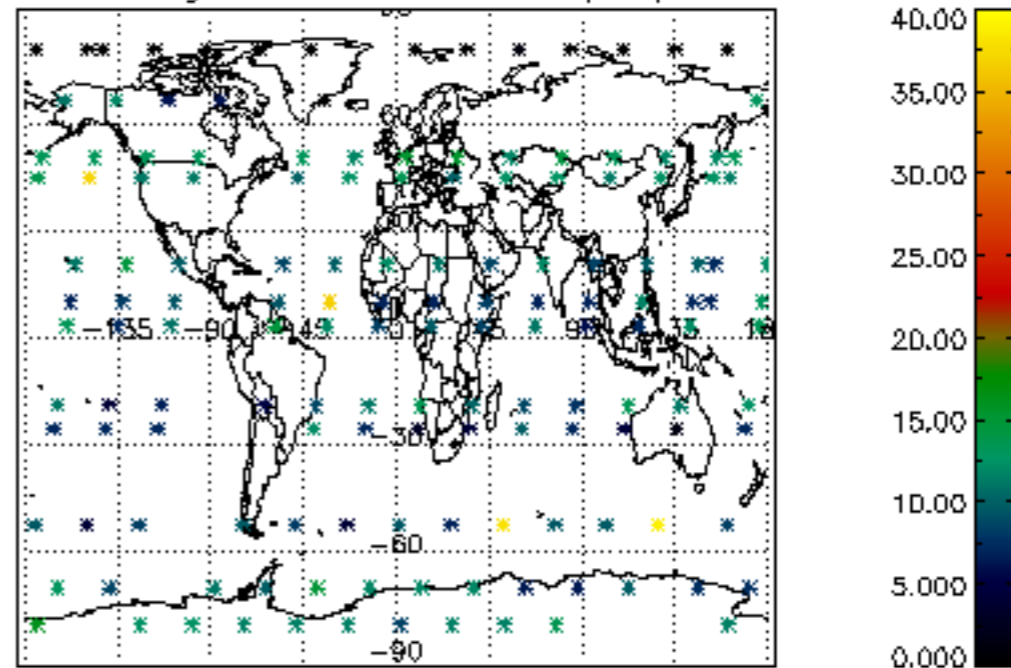
Percentage of datation errors per profile

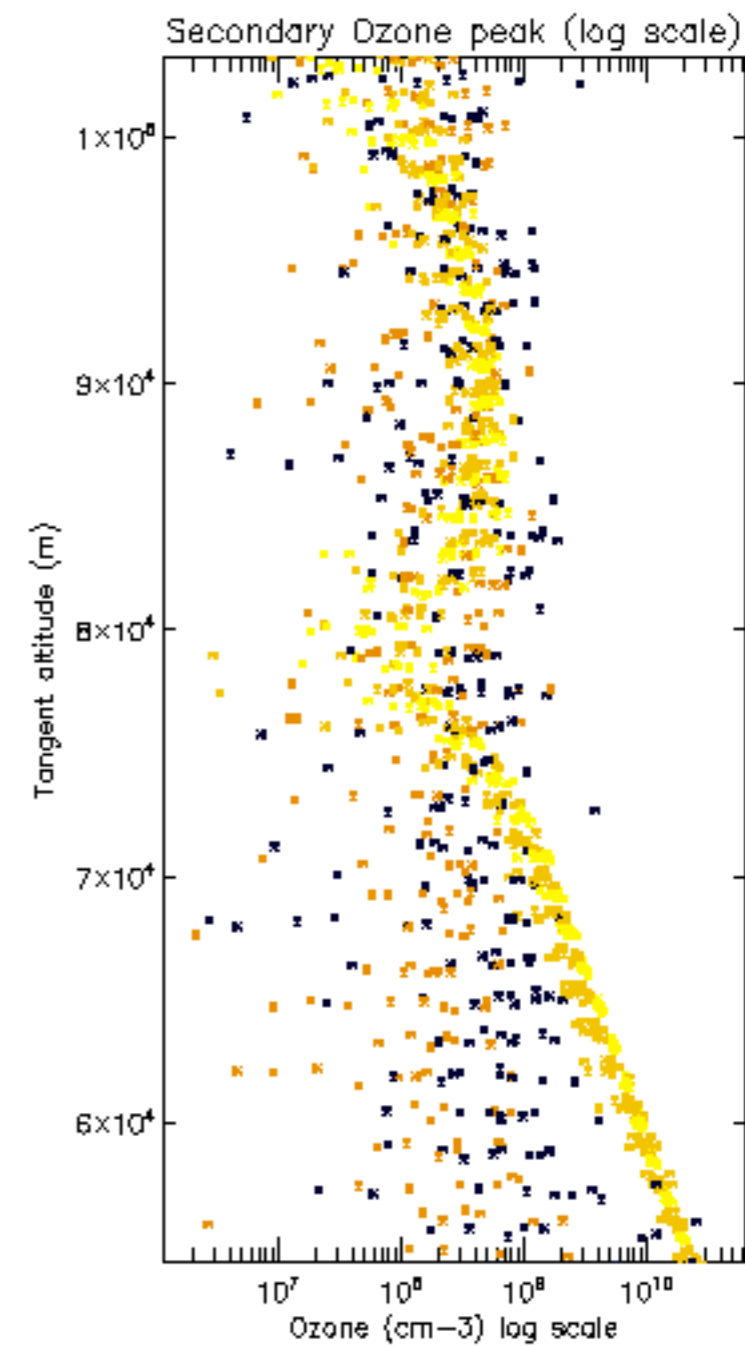
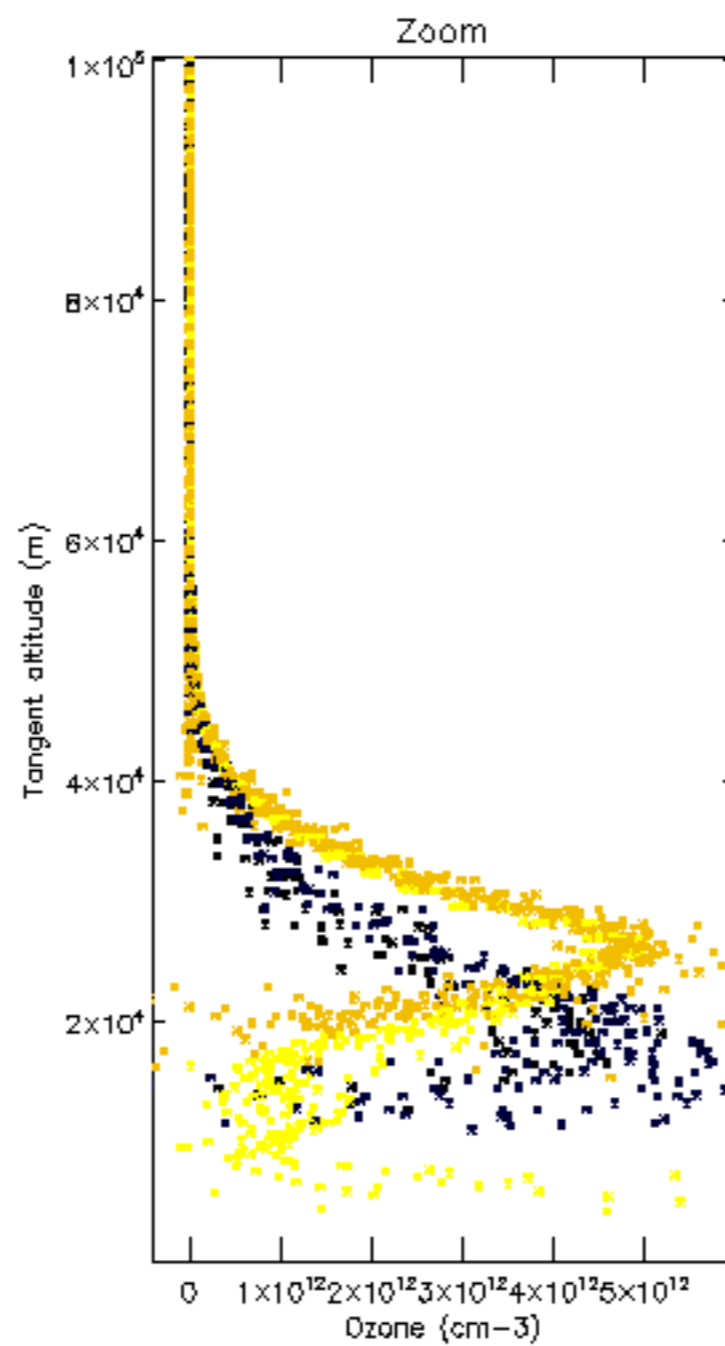
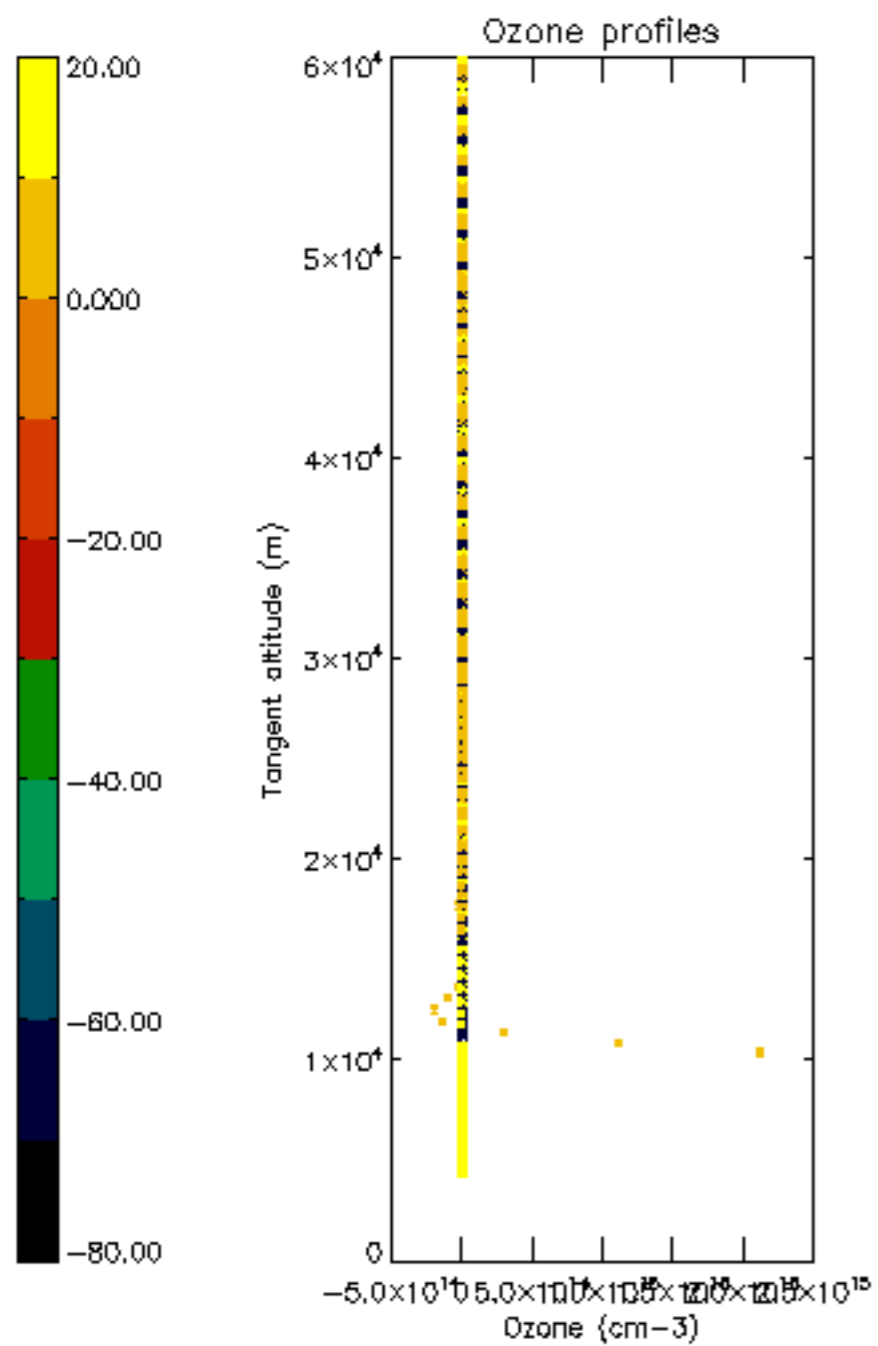


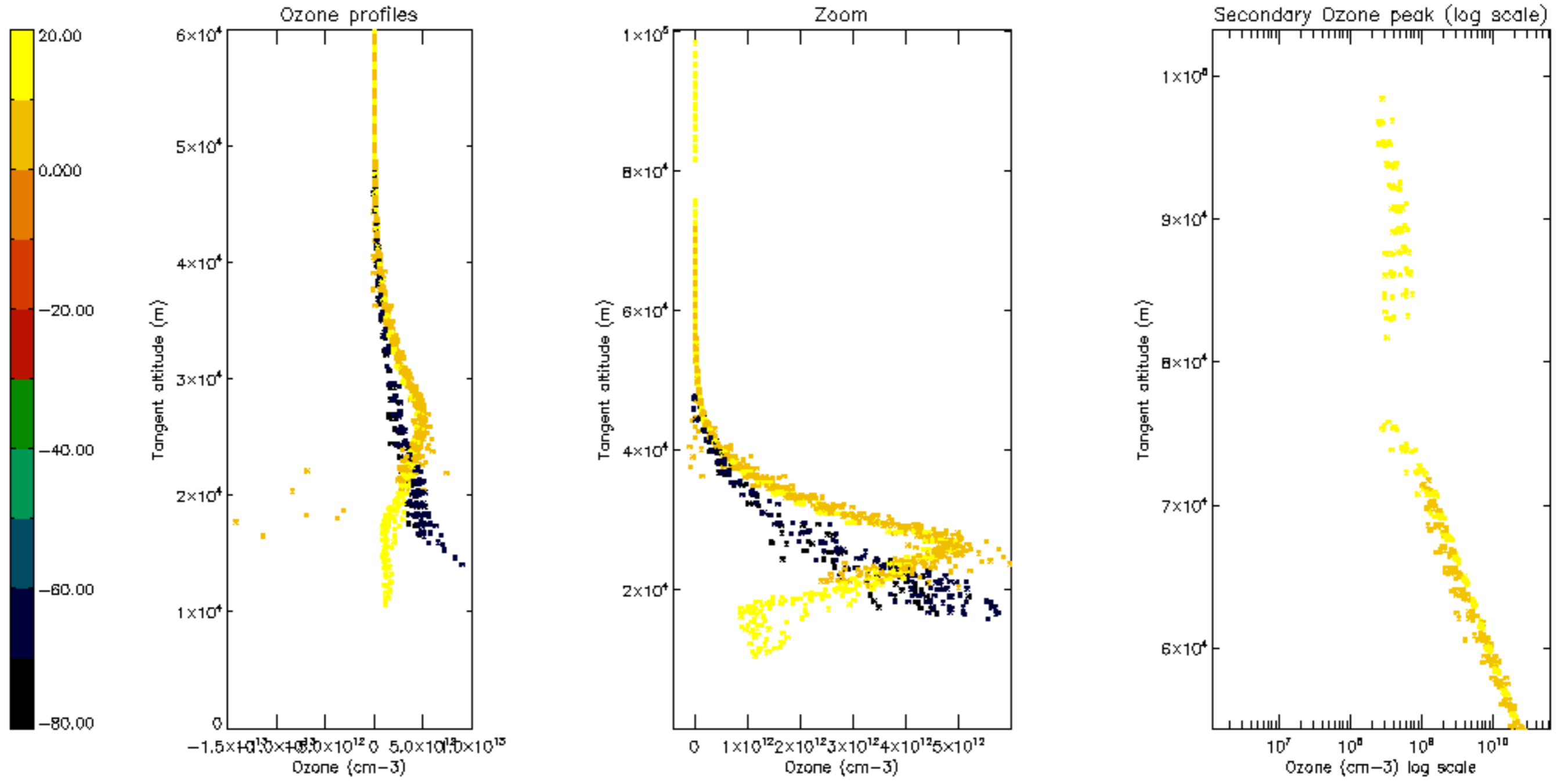
Percentage of star falling outside central band per profile

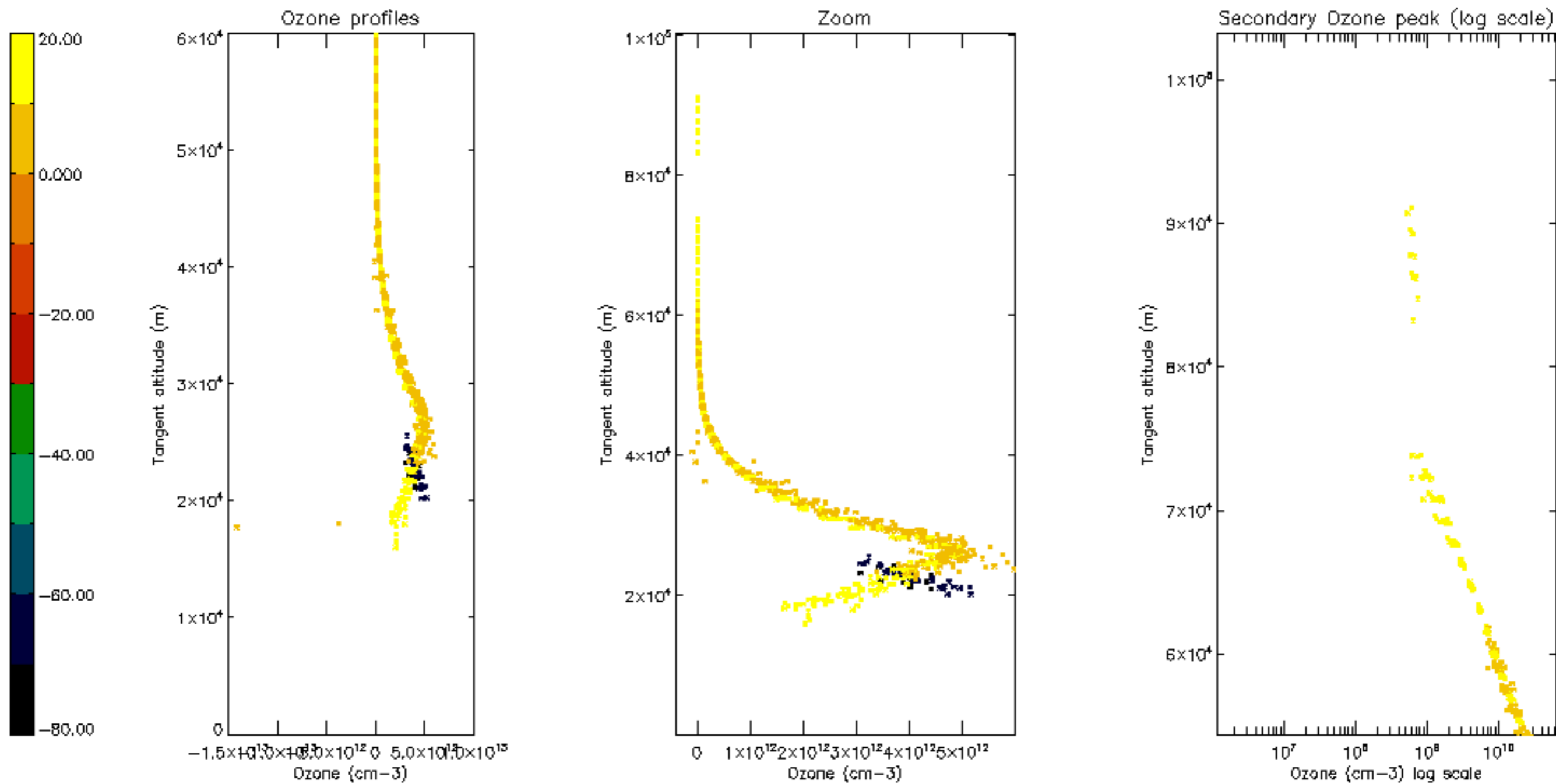


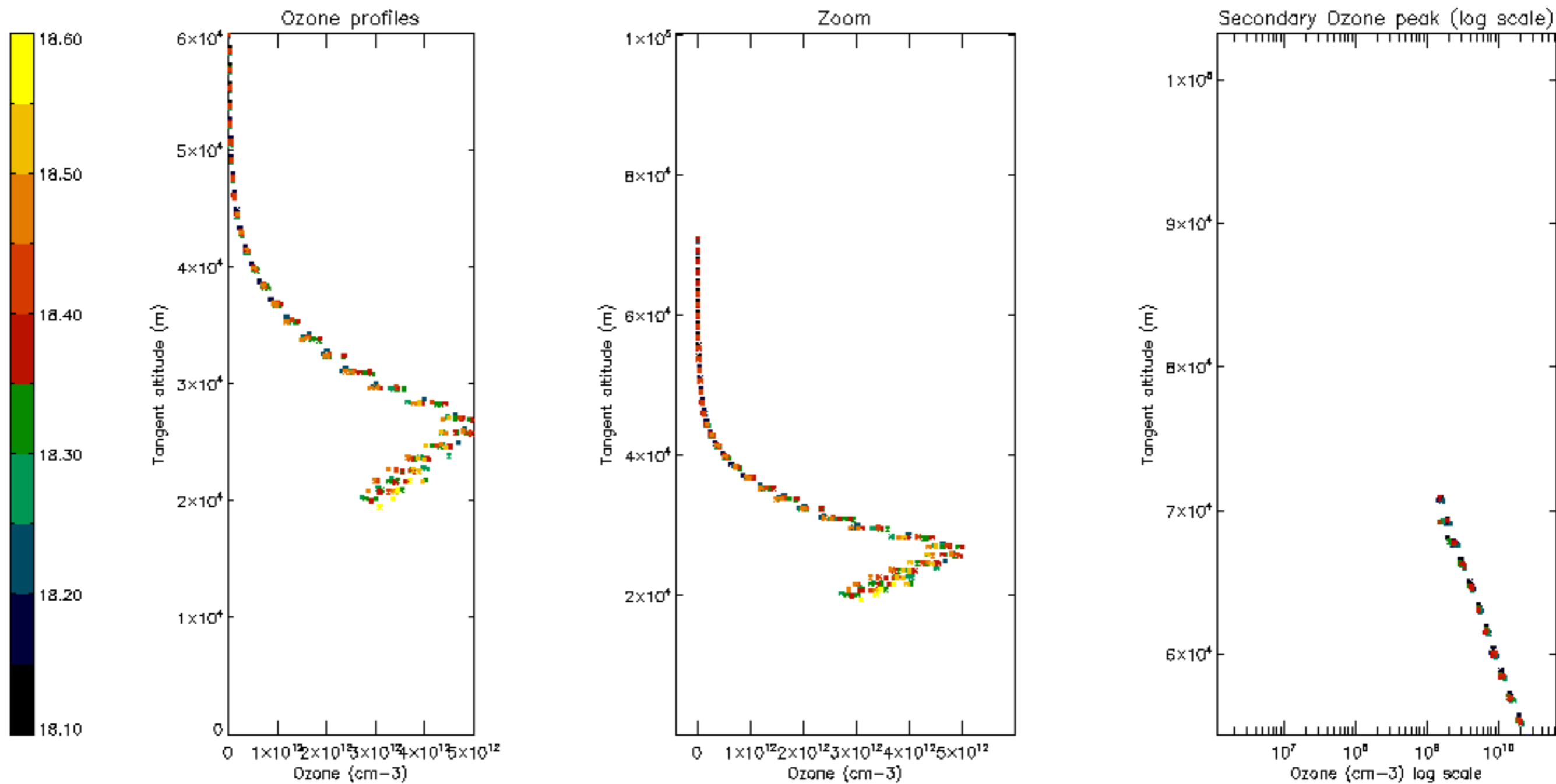
Percentage of saturation errors per profile

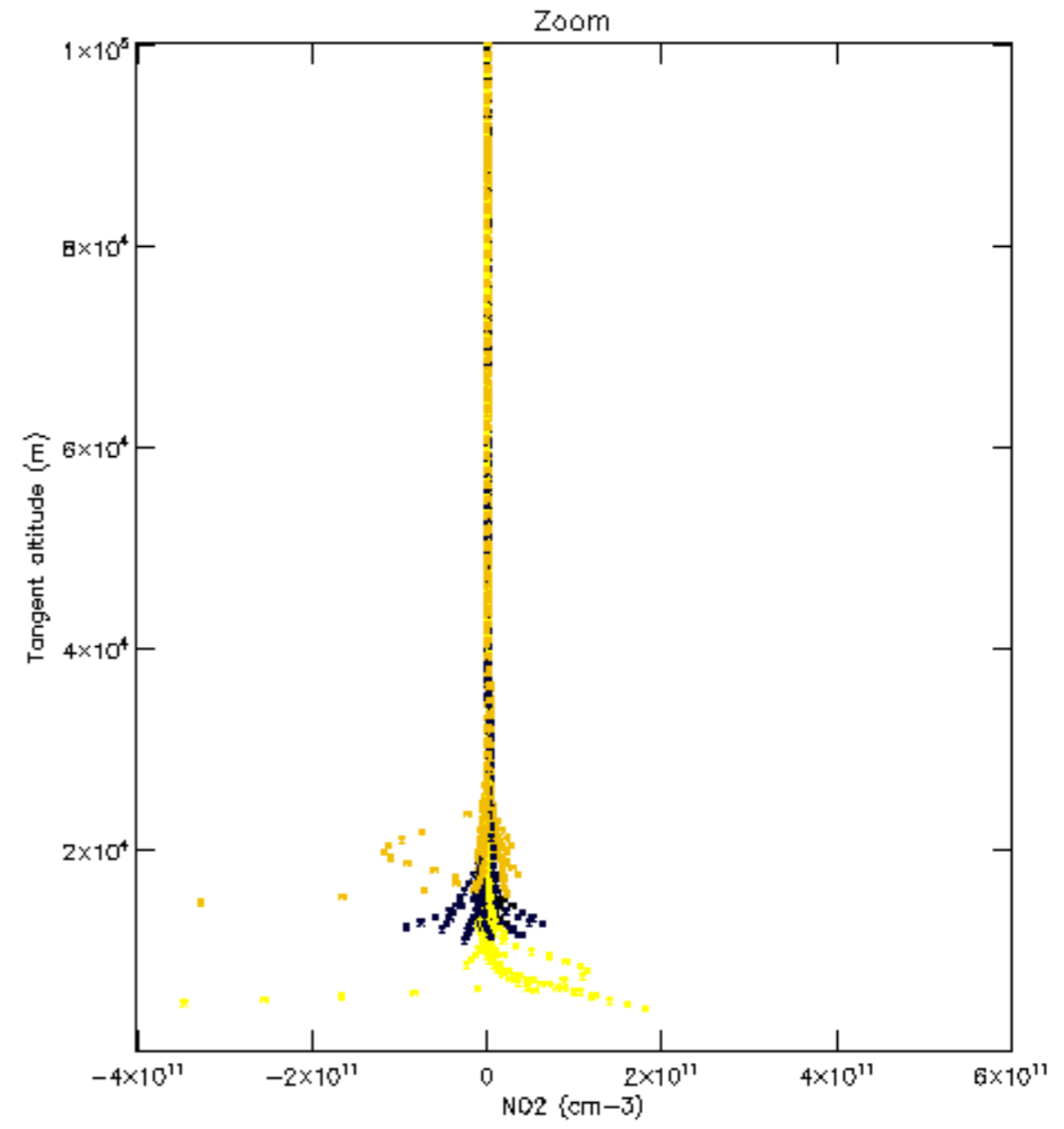
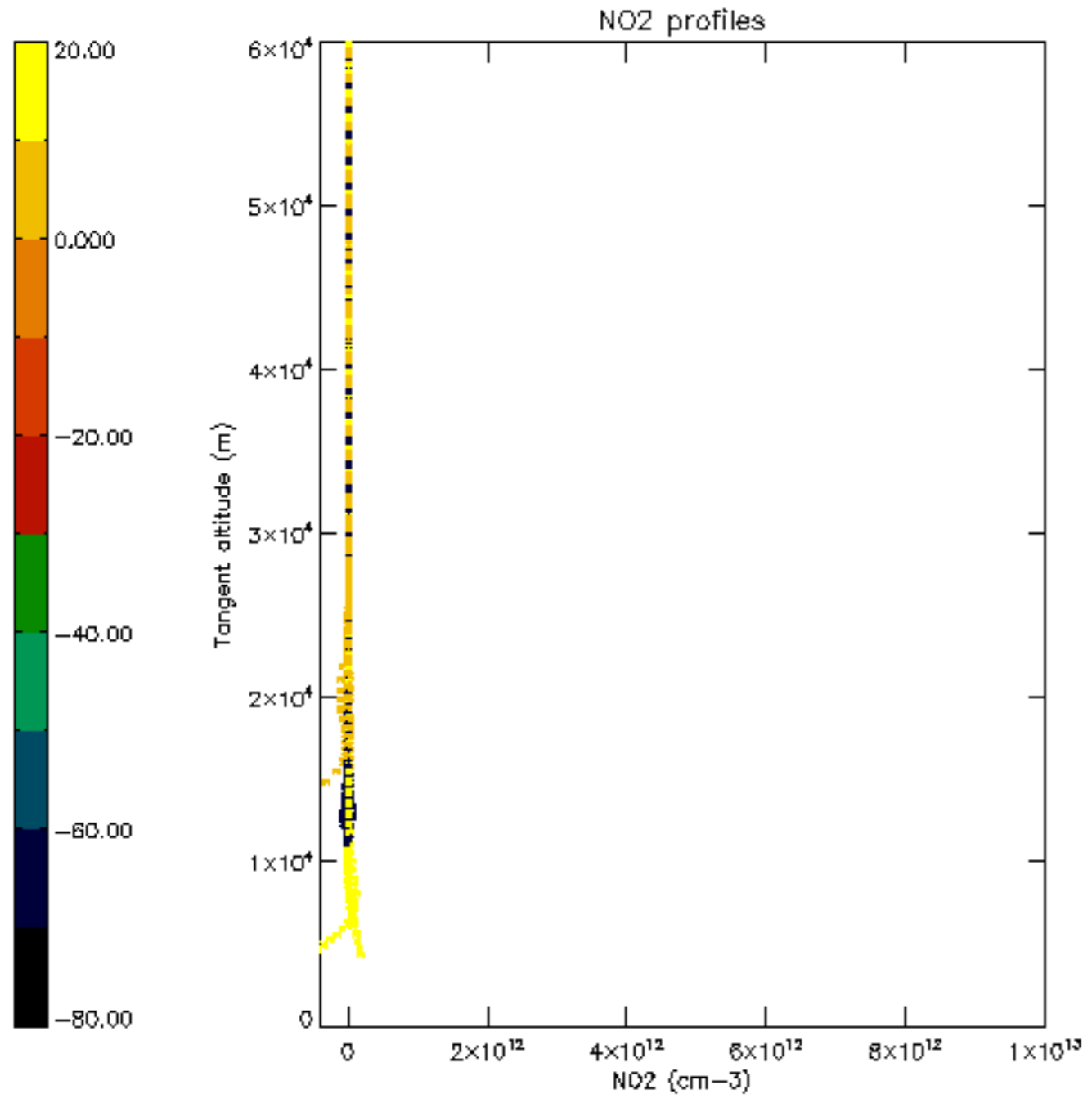


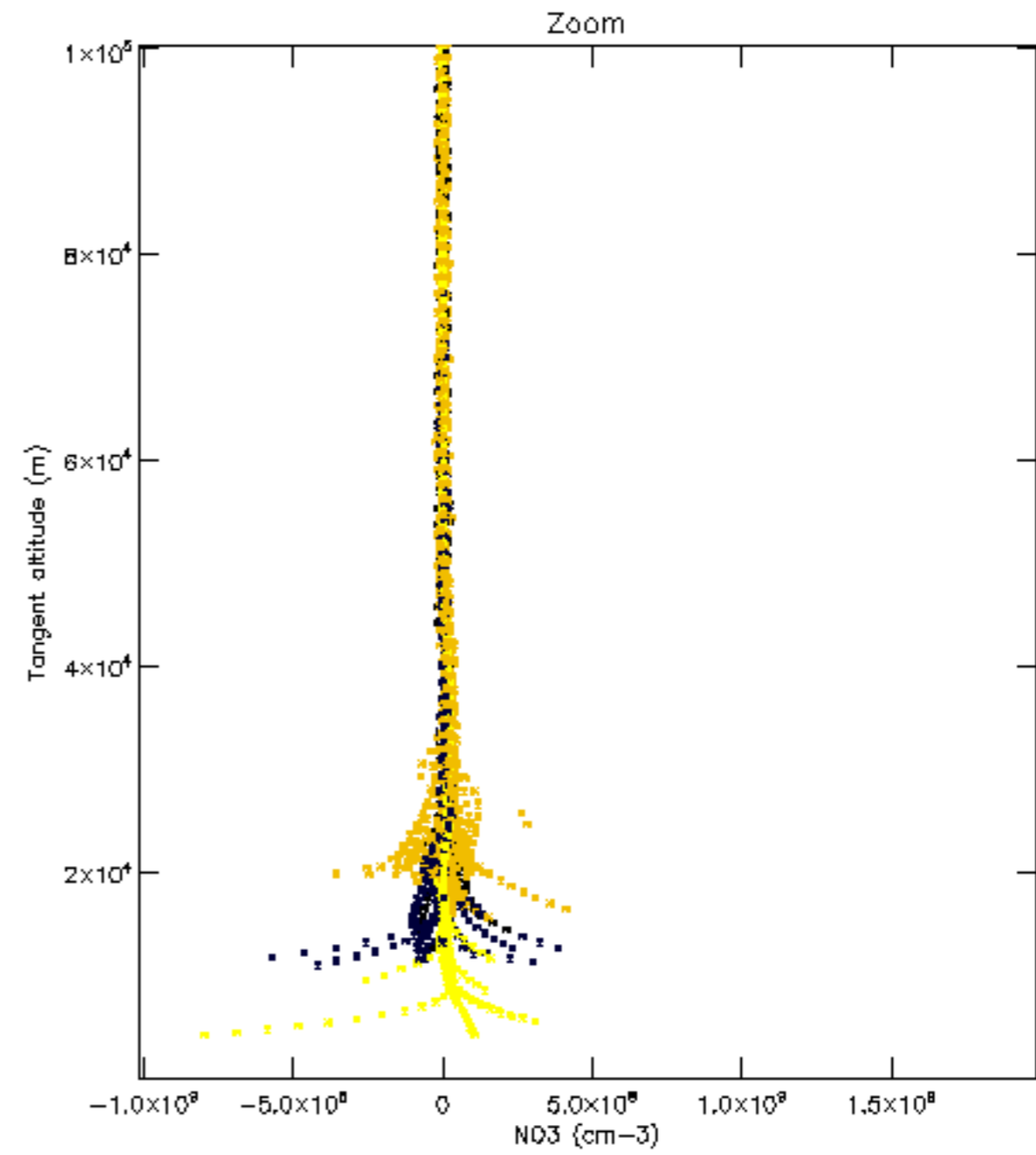
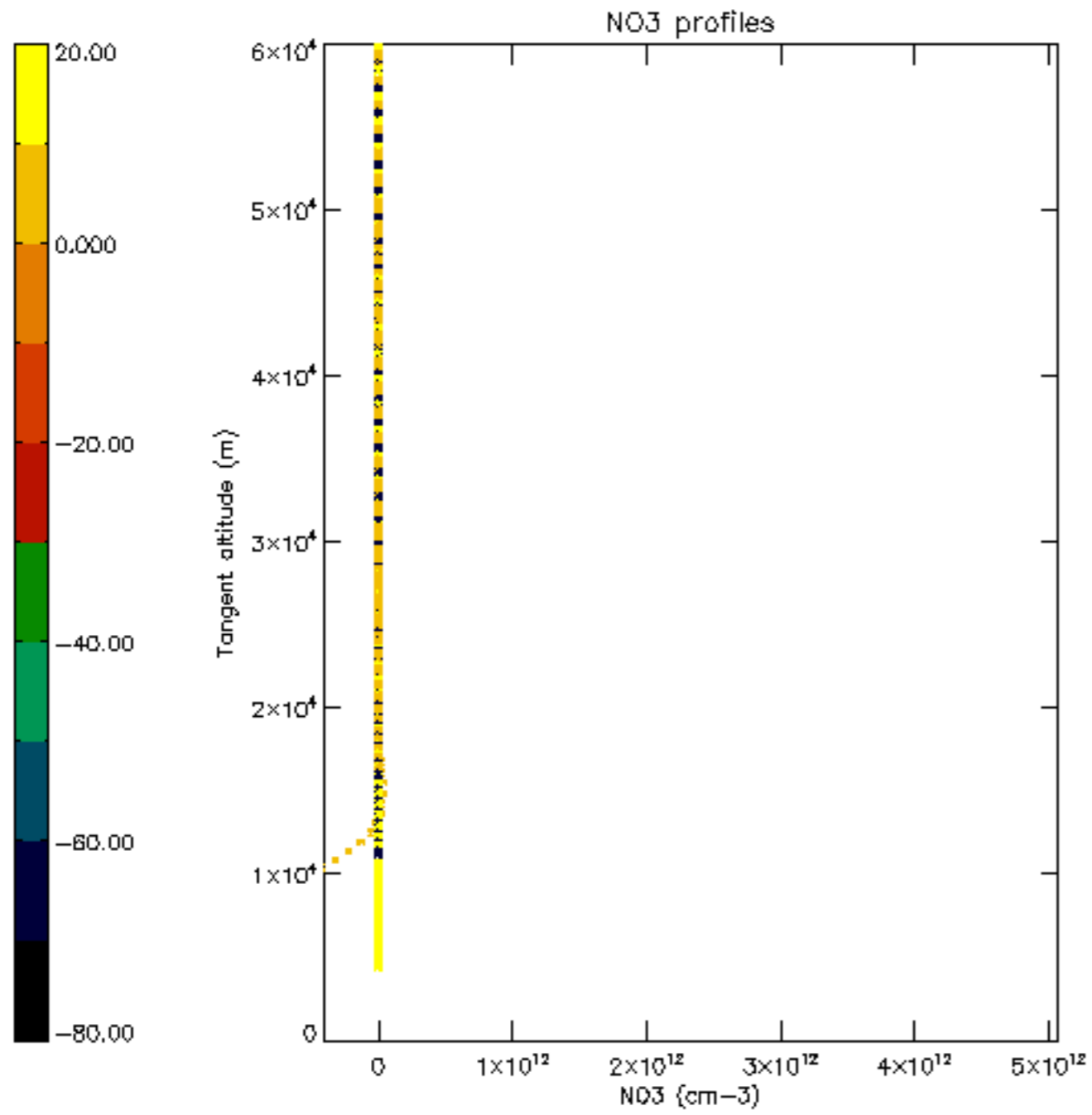


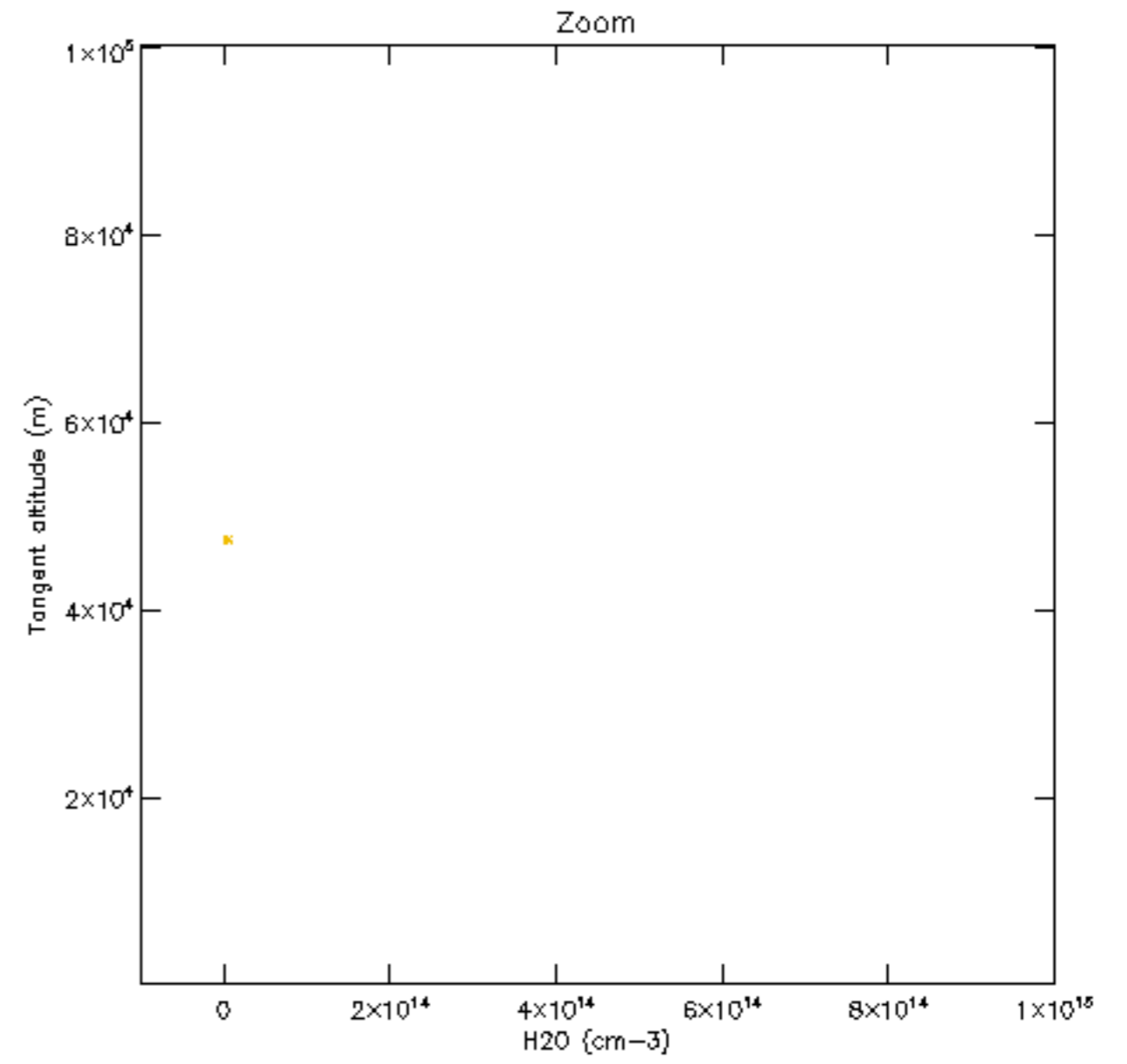
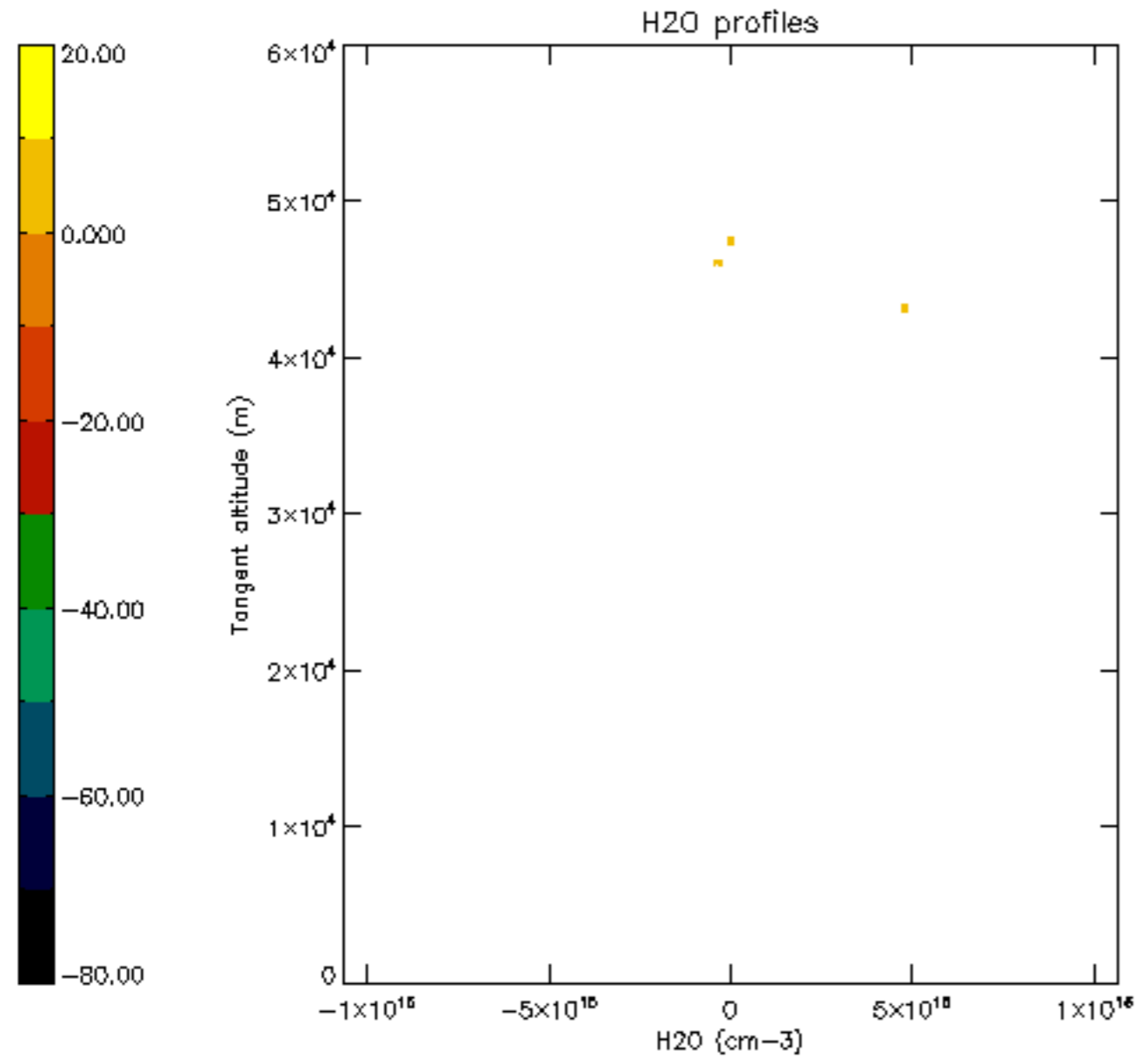


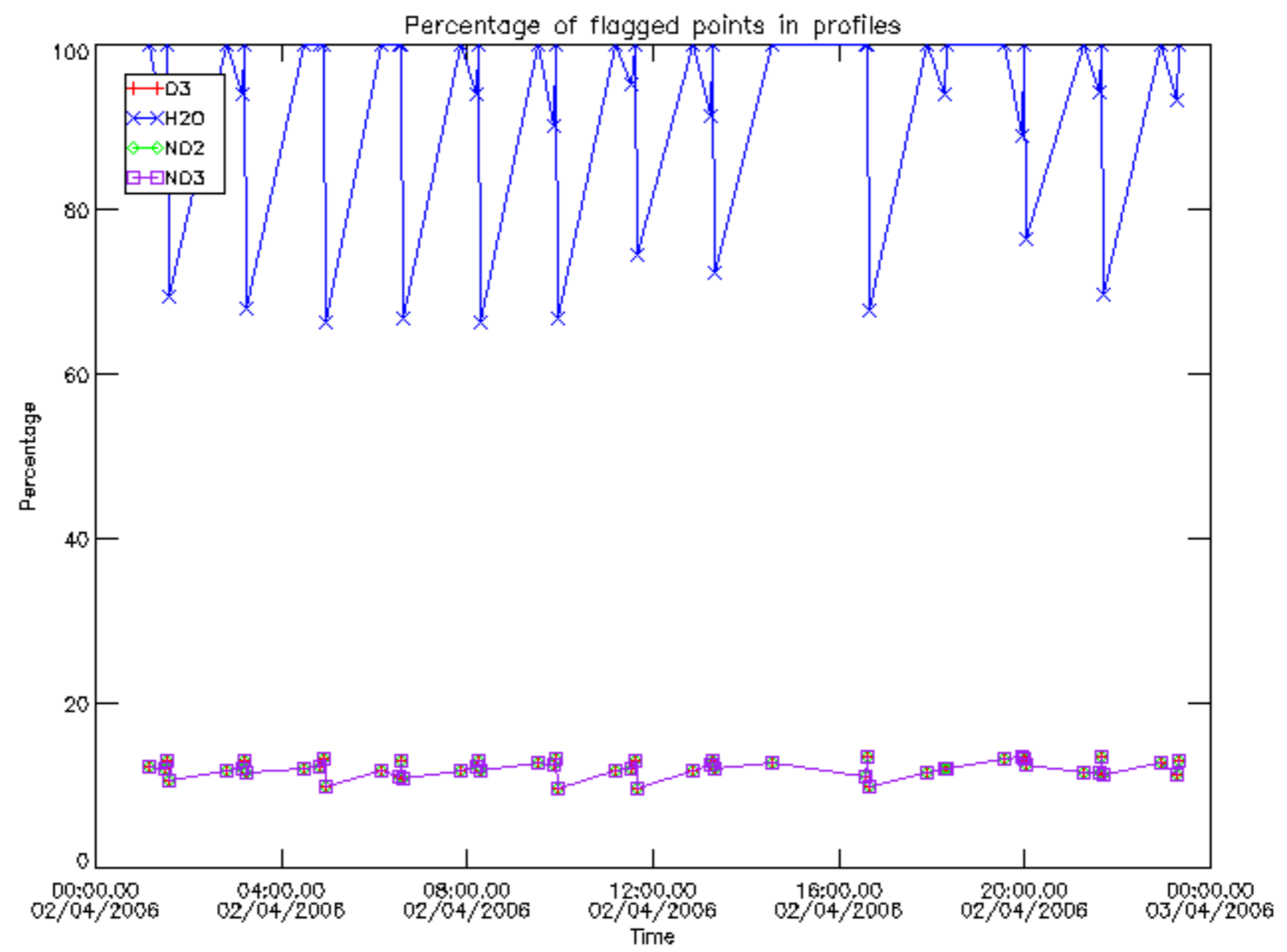




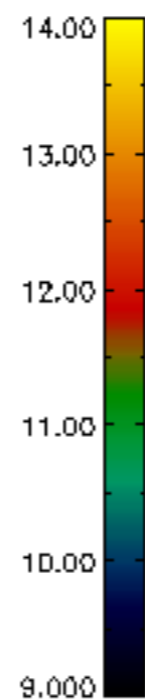
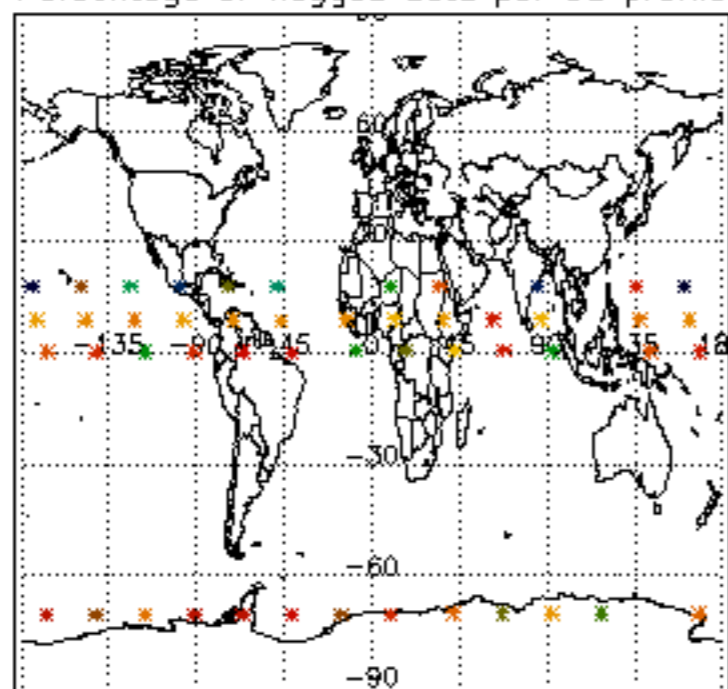




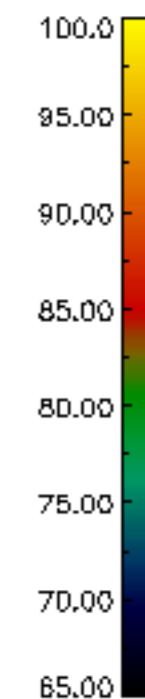
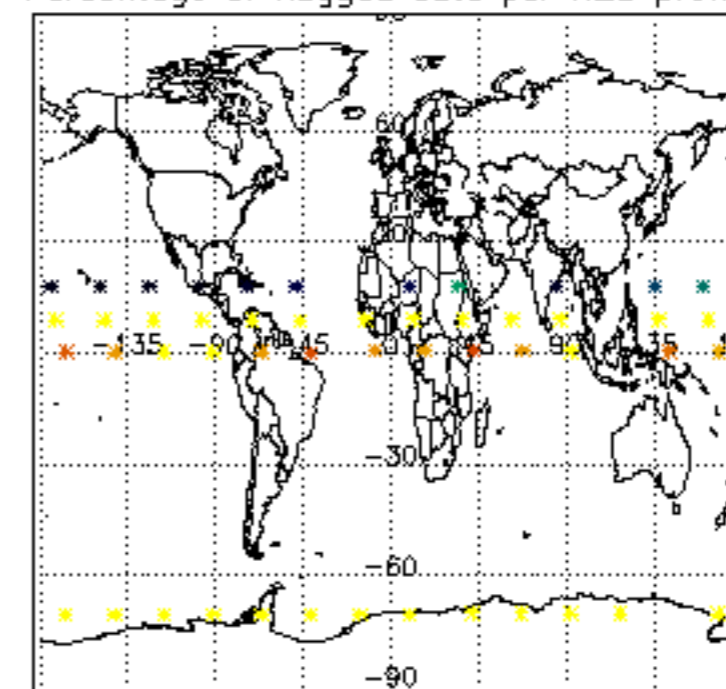




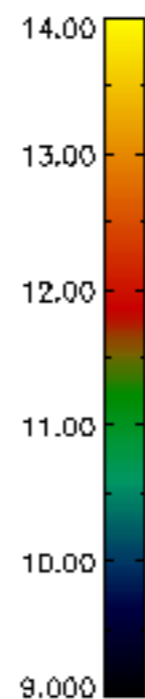
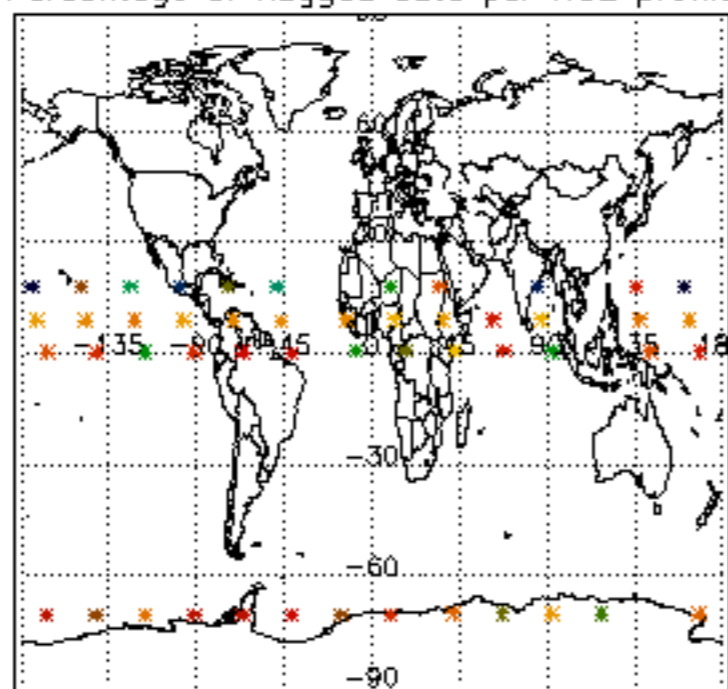
Percentage of flagged data per D3 profile



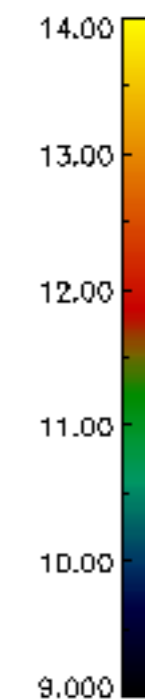
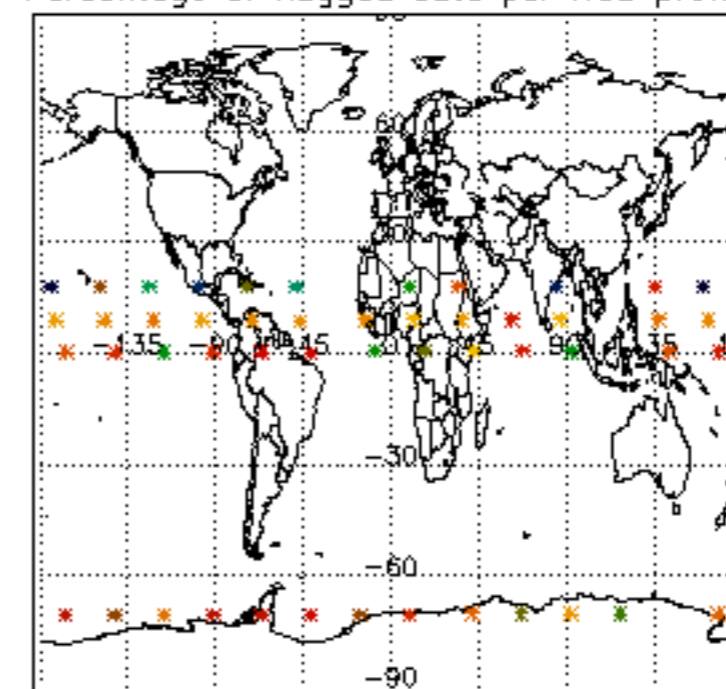
Percentage of flagged data per H2O profile

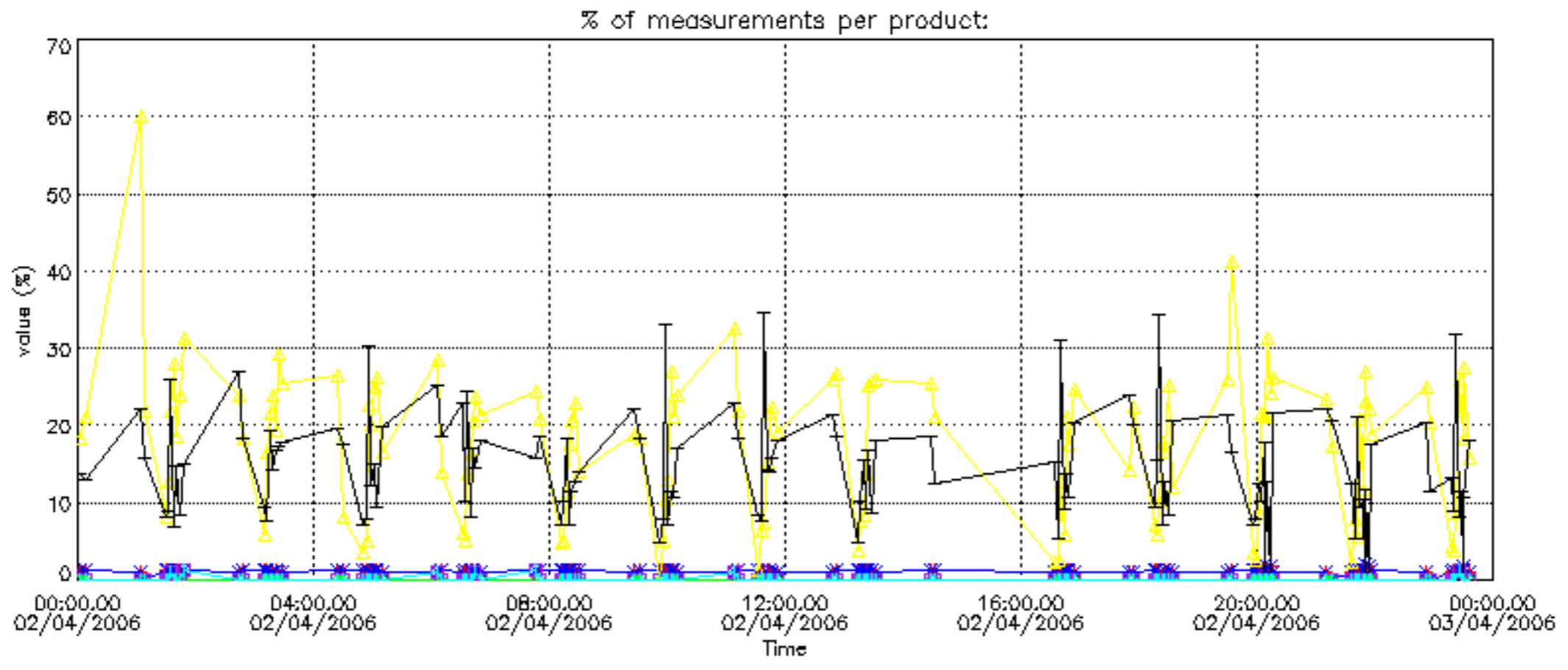


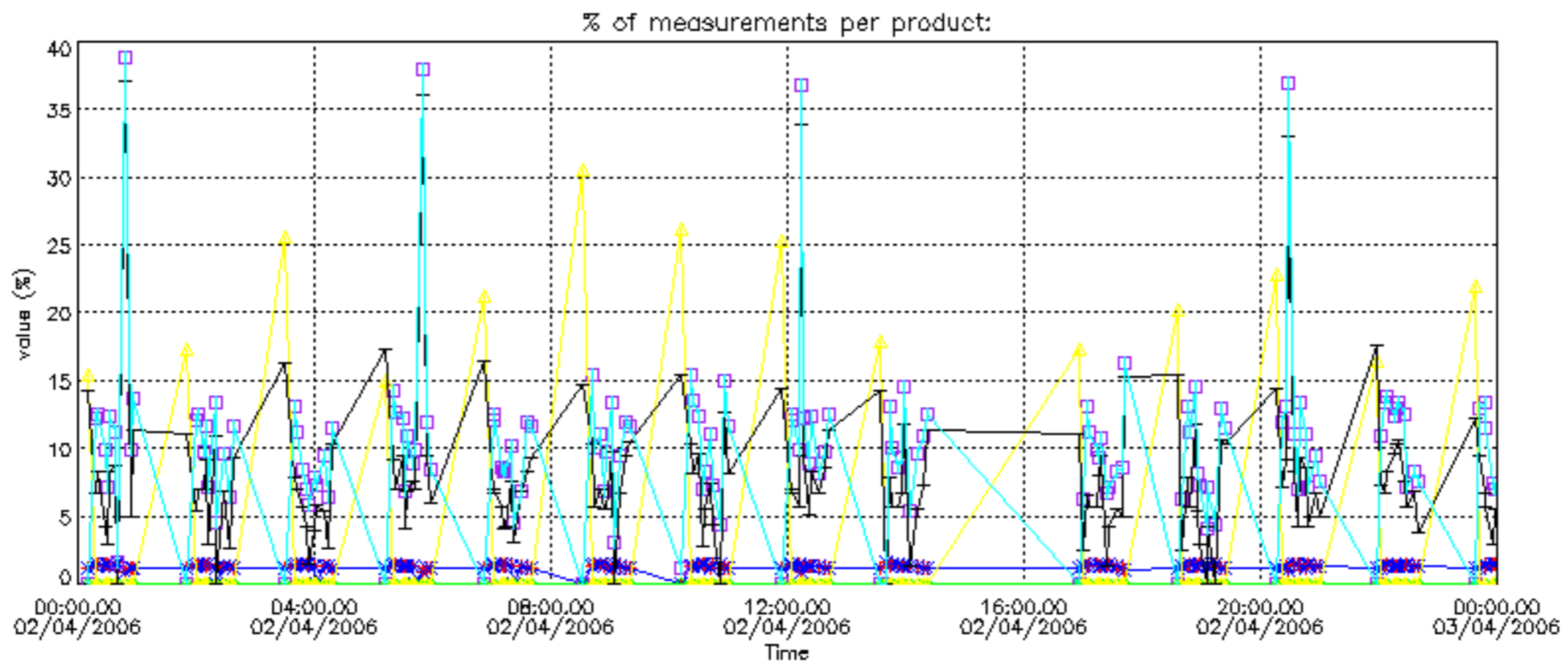
Percentage of flagged data per NO2 profile



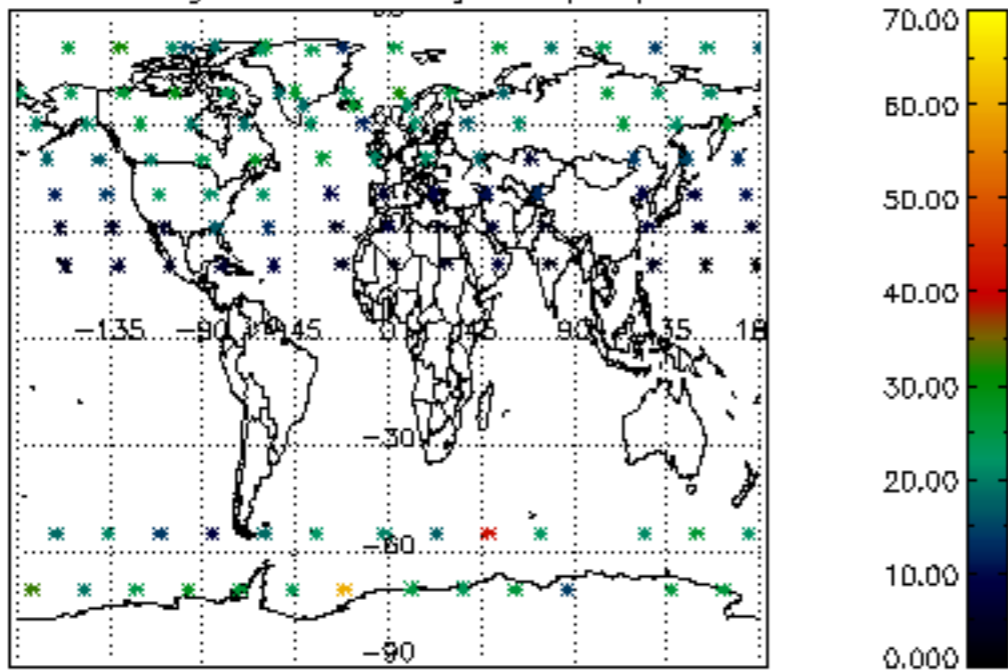
Percentage of flagged data per NO3 profile



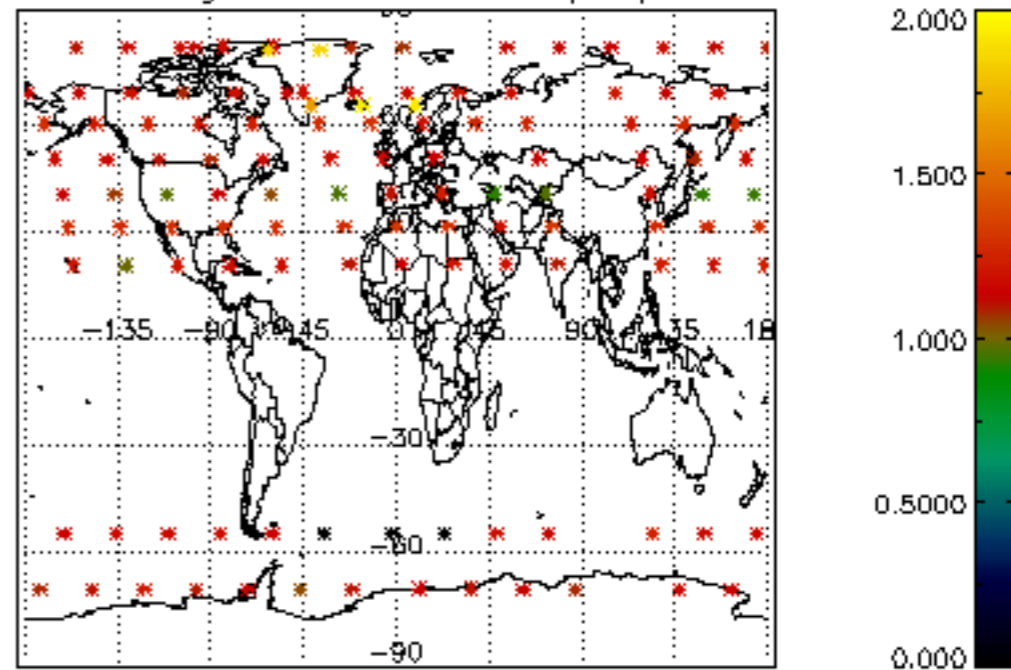




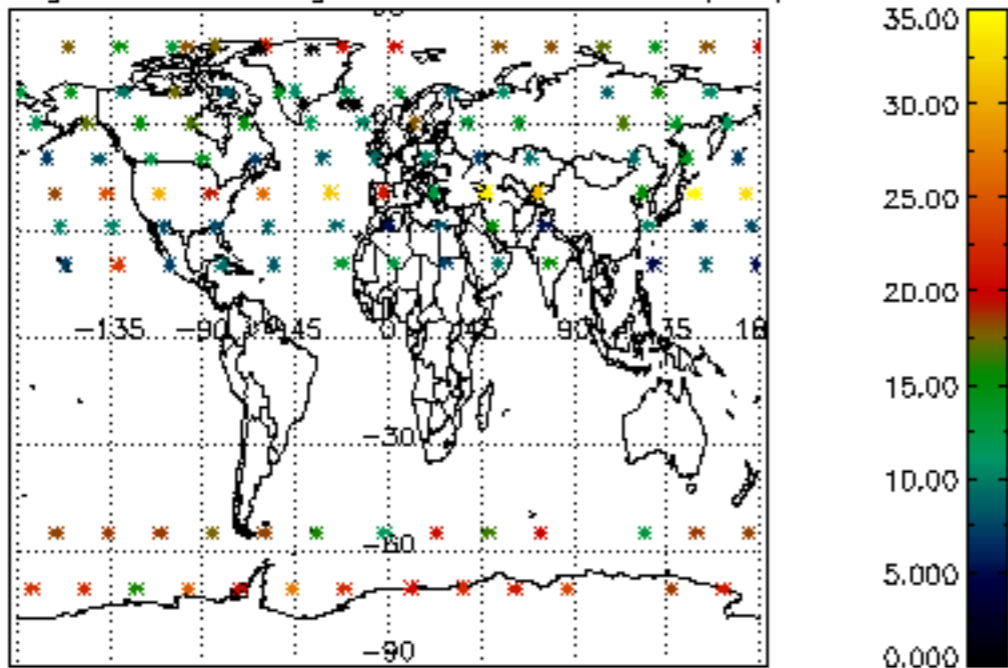
Percentage of cosmic ray hits per profile



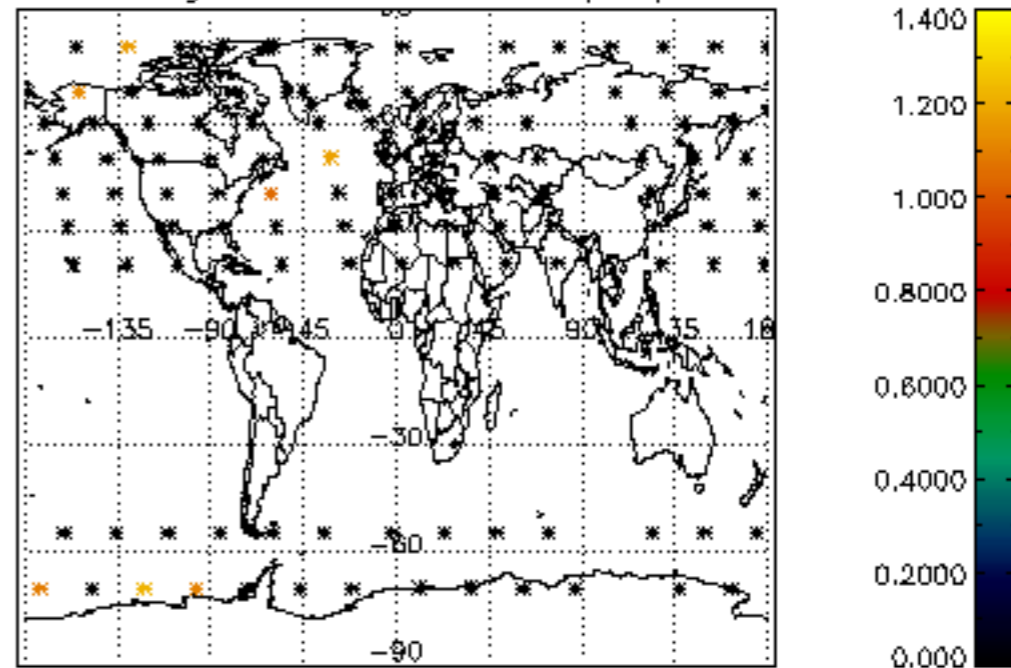
Percentage of datation errors per profile



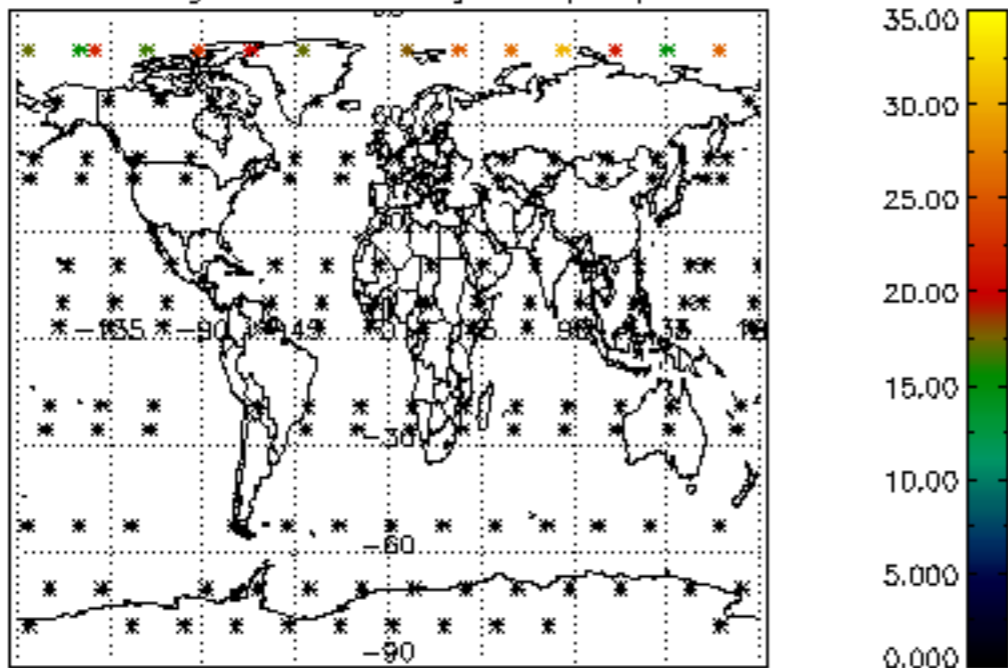
Percentage of star falling outside central band per profile



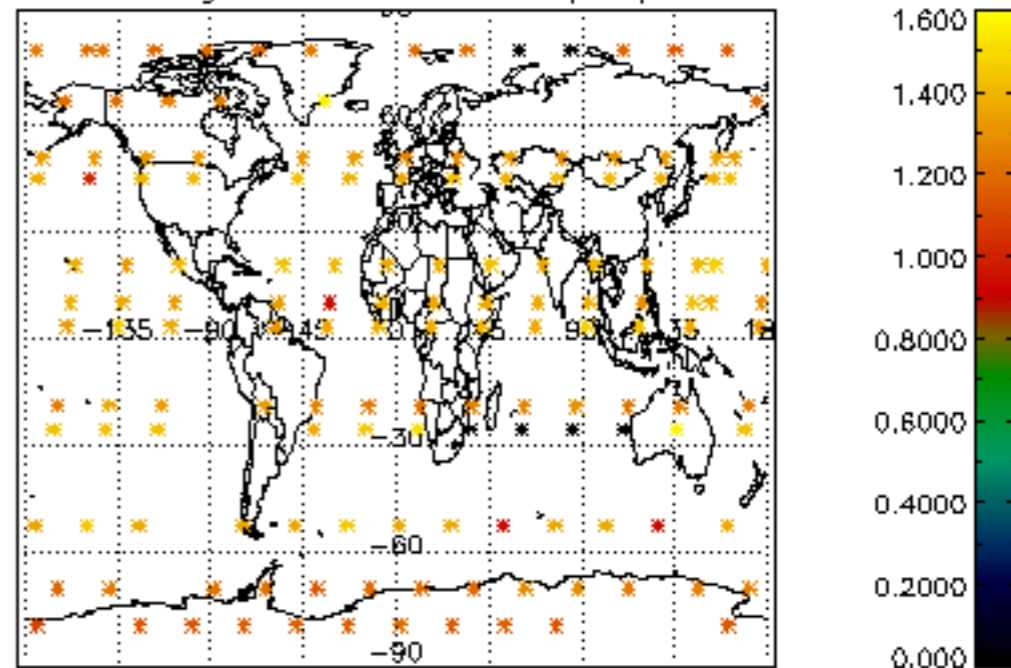
Percentage of saturation errors per profile



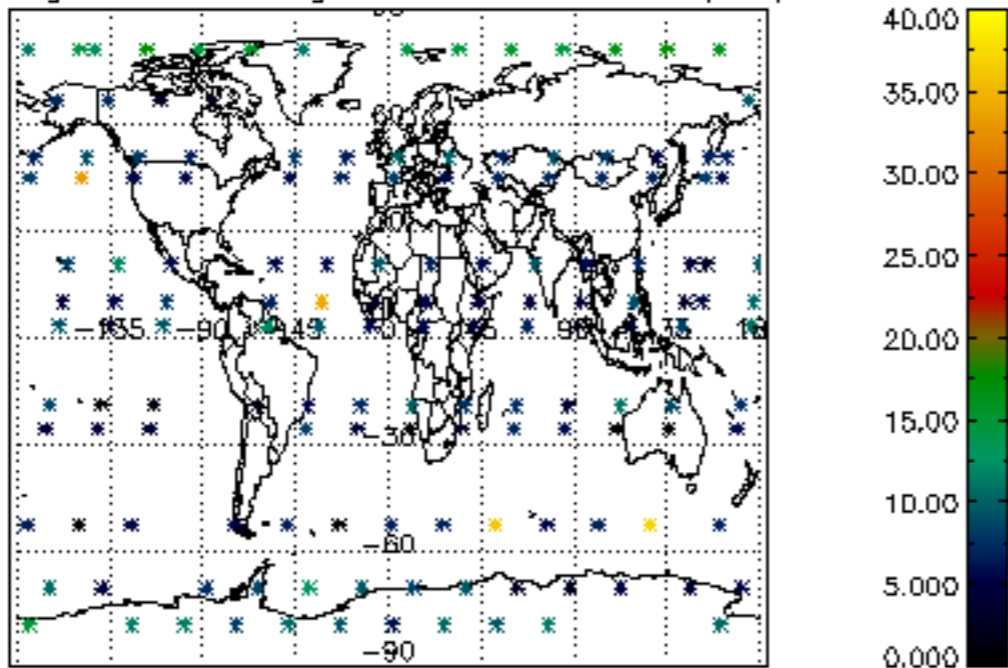
Percentage of cosmic ray hits per profile



Percentage of datation errors per profile



Percentage of star falling outside central band per profile



Percentage of saturation errors per profile

