

GOMOS Level 2 Daily Report

SUMMARY

[1. General Info](#)

[2. Summary of processed GOM_NL_2P products](#)

[3. Level 2 Quality information per product](#)

[3.1 Plot of level 2 quality information per product \(time dependant\)](#)

[3.2 Plot of level 2 quality information per product \(world map\)](#)

[4. Level 1 Quality information per product \(stored on level 2 products\)](#)

[4.1 Plot of level 1 quality information per product \(time dependant\)](#)

[4.1.1 Plot of level 1 quality information per product \(time dependant\): ASCENDING](#)

[4.1.2 Plot of level 1 quality information per product \(time dependant\): DESCENDING](#)

[4.2 Plot of level 1 quality information per product \(world map\)](#)

[4.2.1 Plot of level 1 quality information per product \(world map\): ASCENDING](#)

[4.2.2 Plot of level 1 quality information per product \(world map\): DESCENDING](#)

[5. Ozone profiles based on quality statistics and other trace gas profiles](#)

[5.1 Ozone statistics based on quality of products](#)

[5.2 Plot ozone profiles for all STD \(dark without errors\)](#)

[5.3 Plot ozone profiles where STD < 20% \(dark without errors\)](#)

[5.4. Plot ozone profiles where STD < 10% \(dark without errors\)](#)

[5.5. Plot ozone profiles where STD < 5% \(dark without errors\)](#)

[5.6 Plot NO2 profiles for all STD \(dark without errors\)](#)

[5.7 Plot NO3 profiles for all STD \(dark without errors\)](#)

[5.8 Plot H2O profiles \(only for occultations of stars 1,2,3,4,13,14,16,26,63 dark without errors\) for all STD](#)

[6. Auxiliary Data Files used for the production reported in section 2](#)

This report presents the daily analysis on parameters extracted from GOMOS level 2 data (GOM_NL__2P). It is intended to monitor some important parameters that will impact the quality of these products. A list of level 2 products (and content) that have arrived during the reporting day to the PCF is also given.

Item	Value
Time of report generation	23APR2013 17:08:07
Data source version	GOMOS/6.01
Start time of products	31-03-2006 (31MAR2006 00:00:00)
Stop time of products	01-04-2006 (01APR2006 00:00:00)
Store outputs in DB	Yes
Nb of level 2 prods	299
Nb of prods with errors	0

2. Summary of processed GOM_NL__2P products.

Nr	Filename	UTC Start time	Limb	Duration	Star Id	Star Name	Star Mag	Star Temp	Nb Meas	Orbit	Prod. error
1	GOM_NL__2PRFIN20060331_000117_000000392046_00245_21341_8714.N1	31-MAR-2006 00:01:17	Bright	39.000	60	7Bet UMi	2.0810	3950.0	78	21341	No
2	GOM_NL__2PRFIN20060331_000253_000000322046_00245_21341_8715.N1	31-MAR-2006 00:02:53	Bright	32.000	49	1Alp UMi	1.9900	6300.0	64	21341	No
3	GOM_NL__2PRFIN20060331_001036_000000452046_00245_21341_8716.N1	31-MAR-2006 00:10:36	Bright	44.500	89	5Alp Cep	2.4510	8000.0	89	21341	No
4	GOM_NL__2PRFIN20060331_001547_000000412046_00245_21341_8717.N1	31-MAR-2006 00:15:47	Bright	41.000	19	50Alp Cyg	1.2460	10500.	82	21341	No
5	GOM_NL__2PRFIN20060331_001926_000000432046_00245_21341_8718.N1	31-MAR-2006 00:19:26	Bright	42.500	92	53Eps Cyg	2.5000	4500.0	85	21341	No
6	GOM_NL__2PRFIN20060331_002556_000000452046_00245_21341_8719.N1	31-MAR-2006 00:25:56	Bright	44.500	61	8Eps Peg	2.1000	3900.0	89	21341	No
7	GOM_NL__2PRFIN20060331_003030_000000422046_00245_21341_8720.N1	31-MAR-2006 00:30:30	Dark	42.000	154	22Bet Aqr	2.8990	5700.0	84	21341	No
8	GOM_NL__2PRFIN20060331_005131_000000422046_00246_21342_8700.N1	31-MAR-2006 00:51:31	Dark	42.000	141	Bet Ara	2.8400	4600.0	84	21342	No
9	GOM_NL__2PRFIN20060331_005437_000000412046_00246_21342_8701.N1	31-MAR-2006 00:54:37	Dark	40.500	134	Bet TrA	2.8100	6600.0	81	21342	No
10	GOM_NL__2PRFIN20060331_005716_000000542046_00246_21342_8702.N1	31-MAR-2006 00:57:16	Dark	53.500	4	Alp1Cen	-0.010000	5800.0	107	21342	No
11	GOM_NL__2PRFIN20060331_005959_000000482046_00246_21342_8703.N1	31-MAR-2006 00:59:59	Straylight	48.000	78	Alp Lup	2.3040	28000.	96	21342	No
12	GOM_NL__2PRFIN20060331_010136_000000412046_00246_21342_8704.N1	31-MAR-2006 01:01:36	Straylight	41.000	95	Zet Cen	2.5450	26000.	82	21342	No
13	GOM_NL__2PRFIN20060331_010259_000000412046_00246_21342_8705.N1	31-MAR-2006 01:02:59	Straylight	41.000	64	Gam Cen	2.2000	10600.	82	21342	No
14	GOM_NL__2PRFIN20060331_010532_000000432046_00246_21342_8706.N1	31-MAR-2006 01:05:32	Straylight	43.000	123	lot Cen	2.7500	10200.	86	21342	No
15	GOM_NL__2PRFIN20060331_011026_000000442046_00246_21342_8707.N1	31-MAR-2006 01:10:26	Twilight	44.000	106	9Bet Crv	2.6480	5600.0	88	21342	No
16	GOM_NL__2PRFIN20060331_011225_000000422046_00246_21342_8708.N1	31-MAR-2006 01:12:25	Twilight	41.500	100	4Gam Crv	2.5800	13100.	83	21342	No
17	GOM_NL__2PRFIN20060331_012212_000000392046_00246_21342_8709.N1	31-MAR-2006 01:22:12	Bright	38.500	62	94Bet Leo	2.1360	9700.0	77	21342	No
18	GOM_NL__2PRFIN20060331_012347_000000362046_00246_21342_8710.N1	31-MAR-2006 01:23:47	Bright	36.000	96	68Del Leo	2.5600	9300.0	72	21342	No
19	GOM_NL__2PRFIN20060331_013037_000000362046_00246_21342_8711.N1	31-MAR-2006 01:30:37	Bright	36.000	174	52Psi UMa	3.0040	4400.0	72	21342	No
20	GOM_NL__2PRFIN20060331_013341_000000392046_00246_21342_8712.N1	31-MAR-2006 01:33:41	Bright	38.500	87	64Gam UMa	2.4330	11000.	77	21342	No
21	GOM_NL__2PRFIN20060331_013528_000000372046_00246_21342_8713.N1	31-MAR-2006 01:35:28	Bright	36.500	36	50Alp UMa	1.8000	6300.0	73	21342	No
22	GOM_NL__2PRFIN20060331_014152_000000372046_00246_21342_8714.N1	31-MAR-2006 01:41:52	Bright	37.000	60	7Bet UMi	2.0810	3950.0	74	21342	No
23	GOM_NL__2PRFIN20060331_014329_000000332046_00246_21342_8715.N1	31-MAR-2006 01:43:29	Bright	32.500	49	1Alp UMi	1.9900	6300.0	65	21342	No
24	GOM_NL__2PRFIN20060331_015112_000000372046_00246_21342_8716.N1	31-MAR-2006 01:51:12	Bright	37.000	89	5Alp Cep	2.4510	8000.0	74	21342	No
25	GOM_NL__2PRFIN20060331_015623_000000402046_00246_21342_8717.N1	31-MAR-2006 01:56:23	Bright	39.500	19	50Alp Cyg	1.2460	10500.	79	21342	No
26	GOM_NL__2PRFIN20060331_020002_000000432046_00246_21342_8718.N1	31-MAR-2006 02:00:02	Bright	43.000	92	53Eps Cyg	2.5000	4500.0	86	21342	No
27	GOM_NL__2PRFIN20060331_020632_000000452046_00246_21342_8719.N1	31-MAR-2006 02:06:32	Bright	45.000	61	8Eps Peg	2.1000	3900.0	90	21342	No
28	GOM_NL__2PRFIN20060331_021106_000000412046_00246_21342_8720.N1	31-MAR-2006 02:11:06	Dark	41.000	154	22Bet Aqr	2.8990	5700.0	82	21342	No
29	GOM_NL__2PRFIN20060331_023208_000000422046_00247_21343_8700.N1	31-MAR-2006 02:32:08	Dark	41.500	141	Bet Ara	2.8400	4600.0	83	21343	No
30	GOM_NL__2PRFIN20060331_023513_000000392046_00247_21343_8701.N1	31-MAR-2006 02:35:13	Dark	39.000	134	Bet TrA	2.8100	6600.0	78	21343	No
31	GOM_NL__2PRFIN20060331_023753_000000462046_00247_21343_8702.N1	31-MAR-2006 02:37:53	Dark	46.000	4	Alp1Cen	-0.010000	5800.0	92	21343	No
32	GOM_NL__2PRFIN20060331_024035_000000442046_00247_21343_8703.N1	31-MAR-2006 02:40:35	Straylight	44.000	78	Alp Lup	2.3040	28000.	88	21343	No
33	GOM_NL__2PRFIN20060331_024212_000000422046_00247_21343_8704.N1	31-MAR-2006 02:42:12	Straylight	42.000	95	Zet Cen	2.5450	26000.	84	21343	No
34	GOM_NL__2PRFIN20060331_024335_000000422046_00247_21343_8705.N1	31-MAR-2006 02:43:35	Straylight	42.000	64	Gam Cen	2.2000	10600.	84	21343	No
35	GOM_NL__2PRFIN20060331_024608_000000472046_00247_21343_8706.N1	31-MAR-2006 02:46:08	Straylight	47.000	123	lot Cen	2.7500	10200.	94	21343	No
36	GOM_NL__2PRFIN20060331_025102_000000452046_00247_21343_8707.N1	31-MAR-2006 02:51:02	Twilight	44.500	106	9Bet Crv	2.6480	5600.0	89	21343	No
37	GOM_NL__2PRFIN20060331_025301_000000422046_00247_21343_8708.N1	31-MAR-2006 02:53:01	Twilight	42.000	100	4Gam Crv	2.5800	13100.	84	21343	No
38	GOM_NL__2PRFIN20060331_030248_000000392046_00247_21343_8709.N1	31-MAR-2006 03:02:48	Bright	39.000	62	94Bet Leo	2.1360	9700.0	78	21343	No
39	GOM_NL__2PRFIN20060331_030422_000000372046_00247_21343_8710.N1	31-MAR-2006 03:04:22	Bright	37.000	96	68Del Leo	2.5600	9300.0	74	21343	No
40	GOM_NL__2PRFIN20060331_031113_000000372046_00247_21343_8711.N1	31-MAR-2006 03:11:13	Bright	36.500	174	52Psi UMa	3.0040	4400.0	73	21343	No
41	GOM_NL__2PRFIN20060331_031417_000000372046_00247_21343_8712.N1	31-MAR-2006 03:14:17	Bright	37.000	87	64Gam UMa	2.4330	11000.	74	21343	No
42	GOM_NL__2PRFIN20060331_031604_000000392046_00247_21343_8713.N1	31-MAR-2006 03:16:04	Bright	39.000	36	50Alp UMa	1.8000	6300.0	78	21343	No

43	GOM_NL__2PRFIN20060331_032228_000000402046_00247_21343_8714.N1	31-MAR-2006 03:22:28	Bright	39.500	60	7Bet UMi	2.0810	3950.0	79	21343	No
44	GOM_NL__2PRFIN20060331_032405_000000342046_00247_21343_8715.N1	31-MAR-2006 03:24:05	Bright	33.500	49	1Alp UMi	1.9900	6300.0	67	21343	No
45	GOM_NL__2PRFIN20060331_033148_000000372046_00247_21343_8716.N1	31-MAR-2006 03:31:48	Bright	37.000	89	5Alp Cep	2.4510	8000.0	74	21343	No
46	GOM_NL__2PRFIN20060331_033659_000000412046_00247_21343_8717.N1	31-MAR-2006 03:36:59	Bright	40.500	19	50Alp Cyg	1.2460	10500.	81	21343	No
47	GOM_NL__2PRFIN20060331_034038_000000422046_00247_21343_8718.N1	31-MAR-2006 03:40:38	Bright	42.000	92	53Eps Cyg	2.5000	4500.0	84	21343	No
48	GOM_NL__2PRFIN20060331_034708_000000462046_00247_21343_8719.N1	31-MAR-2006 03:47:08	Bright	46.000	61	8Eps Peg	2.1000	3900.0	92	21343	No
49	GOM_NL__2PRFIN20060331_035142_000000412046_00247_21343_8720.N1	31-MAR-2006 03:51:42	Dark	40.500	154	22Bet Aqr	2.8990	5700.0	81	21343	No
50	GOM_NL__2PRFIN20060331_041244_000000422046_00248_21344_8700.N1	31-MAR-2006 04:12:44	Dark	42.000	141	Bet Ara	2.8400	4600.0	84	21344	No
51	GOM_NL__2PRFIN20060331_041550_000000382046_00248_21344_8701.N1	31-MAR-2006 04:15:50	Dark	37.500	134	Bet TrA	2.8100	6600.0	75	21344	No
52	GOM_NL__2PRFIN20060331_041829_000000552046_00248_21344_8702.N1	31-MAR-2006 04:18:29	Dark	54.500	4	Alp1Cen	-0.010000	5800.0	109	21344	No
53	GOM_NL__2PRFIN20060331_042112_000000452046_00248_21344_8703.N1	31-MAR-2006 04:21:12	Straylight	44.500	78	Alp Lup	2.3040	28000.	89	21344	No
54	GOM_NL__2PRFIN20060331_042249_000000412046_00248_21344_8704.N1	31-MAR-2006 04:22:49	Straylight	41.000	95	Zet Cen	2.5450	26000.	82	21344	No
55	GOM_NL__2PRFIN20060331_042411_000000382046_00248_21344_8705.N1	31-MAR-2006 04:24:11	Straylight	37.500	64	Gam Cen	2.2000	10600.	75	21344	No
56	GOM_NL__2PRFIN20060331_042644_000000452046_00248_21344_8706.N1	31-MAR-2006 04:26:44	Straylight	44.500	123	lot Cen	2.7500	10200.	89	21344	No
57	GOM_NL__2PRFIN20060331_043138_000000452046_00248_21344_8707.N1	31-MAR-2006 04:31:38	Tw_i_and_stray	44.500	106	9Bet Crv	2.6480	5600.0	89	21344	No
58	GOM_NL__2PRFIN20060331_043337_000000432046_00248_21344_8708.N1	31-MAR-2006 04:33:37	Tw_i_and_stray	42.500	100	4Gam Crv	2.5800	13100.	85	21344	No
59	GOM_NL__2PRFIN20060331_044324_000000392046_00248_21344_8709.N1	31-MAR-2006 04:43:24	Bright	39.000	62	94Bet Leo	2.1360	9700.0	78	21344	No
60	GOM_NL__2PRFIN20060331_044459_000000372046_00248_21344_8710.N1	31-MAR-2006 04:44:59	Bright	36.500	96	68Del Leo	2.5600	9300.0	73	21344	No
61	GOM_NL__2PRFIN20060331_045149_000000352046_00248_21344_8711.N1	31-MAR-2006 04:51:49	Bright	34.500	174	52Psi UMa	3.0040	4400.0	69	21344	No
62	GOM_NL__2PRFIN20060331_045453_000000562046_00248_21344_8712.N1	31-MAR-2006 04:54:53	Bright	56.000	87	64Gam UMa	2.4330	11000.	112	21344	No
63	GOM_NL__2PRFIN20060331_045640_000000382046_00248_21344_8713.N1	31-MAR-2006 04:56:40	Bright	37.500	36	50Alp UMa	1.8000	6300.0	75	21344	No
64	GOM_NL__2PRFIN20060331_050304_000000402046_00248_21344_8714.N1	31-MAR-2006 05:03:04	Bright	39.500	60	7Bet UMi	2.0810	3950.0	79	21344	No
65	GOM_NL__2PRFIN20060331_050441_000000342046_00248_21344_8715.N1	31-MAR-2006 05:04:41	Bright	34.000	49	1Alp UMi	1.9900	6300.0	68	21344	No
66	GOM_NL__2PRFIN20060331_051224_000000422046_00248_21344_8716.N1	31-MAR-2006 05:12:24	Bright	41.500	89	5Alp Cep	2.4510	8000.0	83	21344	No
67	GOM_NL__2PRFIN20060331_051735_000000402046_00248_21344_8717.N1	31-MAR-2006 05:17:35	Bright	40.000	19	50Alp Cyg	1.2460	10500.	80	21344	No
68	GOM_NL__2PRFIN20060331_052114_000000422046_00248_21344_8718.N1	31-MAR-2006 05:21:14	Bright	42.000	92	53Eps Cyg	2.5000	4500.0	84	21344	No
69	GOM_NL__2PRFIN20060331_052744_000000532046_00248_21344_8719.N1	31-MAR-2006 05:27:44	Bright	53.000	61	8Eps Peg	2.1000	3900.0	106	21344	No
70	GOM_NL__2PRFIN20060331_053219_000000412046_00248_21344_8720.N1	31-MAR-2006 05:32:19	Dark	40.500	154	22Bet Aqr	2.8990	5700.0	81	21344	No
71	GOM_NL__2PRFIN20060331_055321_000000432046_00249_21345_8700.N1	31-MAR-2006 05:53:21	Dark	42.500	141	Bet Ara	2.8400	4600.0	85	21345	No
72	GOM_NL__2PRFIN20060331_055626_000000392046_00249_21345_8701.N1	31-MAR-2006 05:56:26	Dark	39.000	134	Bet TrA	2.8100	6600.0	78	21345	No
73	GOM_NL__2PRFIN20060331_055906_000000562046_00249_21345_8702.N1	31-MAR-2006 05:59:06	Dark	56.000	4	Alp1Cen	-0.010000	5800.0	112	21345	No
74	GOM_NL__2PRFIN20060331_060148_000000442046_00249_21345_8703.N1	31-MAR-2006 06:01:48	Straylight	44.000	78	Alp Lup	2.3040	28000.	88	21345	No
75	GOM_NL__2PRFIN20060331_060325_000000412046_00249_21345_8704.N1	31-MAR-2006 06:03:25	Straylight	41.000	95	Zet Cen	2.5450	26000.	82	21345	No
76	GOM_NL__2PRFIN20060331_060448_000000412046_00249_21345_8705.N1	31-MAR-2006 06:04:48	Straylight	40.500	64	Gam Cen	2.2000	10600.	81	21345	No
77	GOM_NL__2PRFIN20060331_060721_000000432046_00249_21345_8706.N1	31-MAR-2006 06:07:21	Straylight	43.000	123	lot Cen	2.7500	10200.	86	21345	No
78	GOM_NL__2PRFIN20060331_061215_000000472046_00249_21345_8707.N1	31-MAR-2006 06:12:15	Tw_i_and_stray	46.500	106	9Bet Crv	2.6480	5600.0	93	21345	No
79	GOM_NL__2PRFIN20060331_061414_000000442046_00249_21345_8708.N1	31-MAR-2006 06:14:14	Tw_i_and_stray	44.000	100	4Gam Crv	2.5800	13100.	88	21345	No
80	GOM_NL__2PRFIN20060331_062359_000000392046_00249_21345_8709.N1	31-MAR-2006 06:23:59	Bright	39.000	62	94Bet Leo	2.1360	9700.0	78	21345	No
81	GOM_NL__2PRFIN20060331_062535_000000372046_00249_21345_8710.N1	31-MAR-2006 06:25:35	Bright	36.500	96	68Del Leo	2.5600	9300.0	73	21345	No
82	GOM_NL__2PRFIN20060331_063225_000000382046_00249_21345_8711.N1	31-MAR-2006 06:32:25	Bright	37.500	174	52Psi UMa	3.0040	4400.0	75	21345	No
83	GOM_NL__2PRFIN20060331_063529_000000372046_00249_21345_8712.N1	31-MAR-2006 06:35:29	Bright	36.500	87	64Gam UMa	2.4330	11000.	73	21345	No
84	GOM_NL__2PRFIN20060331_063716_000000362046_00249_21345_8713.N1	31-MAR-2006 06:37:16	Bright	36.000	36	50Alp UMa	1.8000	6300.0	72	21345	No
85	GOM_NL__2PRFIN20060331_064339_000000402046_00249_21345_8714.N1	31-MAR-2006 06:43:39	Bright	40.000	60	7Bet UMi	2.0810	3950.0	80	21345	No
86	GOM_NL__2PRFIN20060331_064517_000000352046_00249_21345_8715.N1	31-MAR-2006 06:45:17	Bright	35.000	49	1Alp UMi	1.9900	6300.0	70	21345	No
87	GOM_NL__2PRFIN20060331_065300_000000382046_00249_21345_8716.N1	31-MAR-2006 06:53:00	Bright	37.500	89	5Alp Cep	2.4510	8000.0	75	21345	No
88	GOM_NL__2PRFIN20060331_065811_000000422046_00249_21345_8717.N1	31-MAR-2006 06:58:11	Bright	41.500	19	50Alp Cyg	1.2460	10500.	83	21345	No
89	GOM_NL__2PRFIN20060331_070150_000000422046_00249_21345_8718.N1	31-MAR-2006 07:01:50	Bright	42.000	92	53Eps Cyg	2.5000	4500.0	84	21345	No
90	GOM_NL__2PRFIN20060331_070821_000000432046_00249_21345_8719.N1	31-MAR-2006 07:08:21	Bright	43.000	61	8Eps Peg	2.1000	3900.0	86	21345	No
91	GOM_NL__2PRFIN20060331_071255_000000412046_00249_21345_8720.N1	31-MAR-2006 07:12:55	Dark	41.000	154	22Bet Aqr	2.8990	5700.0	82	21345	No
92	GOM_NL__2PRFIN20060331_073358_000000402046_00250_21346_8700.N1	31-MAR-2006 07:33:58	Dark	40.000	141	Bet Ara	2.8400	4600.0	80	21346	No
93	GOM_NL__2PRFIN20060331_073703_000000402046_00250_21346_8701.N1	31-MAR-2006 07:37:03	Dark	39.500	134	Bet TrA	2.8100	6600.0	79	21346	No
94	GOM_NL__2PRFIN20060331_073942_000000452046_00250_21346_8702.N1	31-MAR-2006 07:39:42	Dark	45.000	4	Alp1Cen	-0.010000	5800.0	90	21346	No
95	GOM_NL__2PRFIN20060331_074225_000000452046_00250_21346_8703.N1	31-MAR-2006 07:42:25	Straylight	45.000	78	Alp Lup	2.3040	28000.	90	21346	No
96	GOM_NL__2PRFIN20060331_074524_000000392046_00250_21346_8704.N1	31-MAR-2006 07:45:24	Straylight	38.500	64	Gam Cen	2.2000	10600.	77	21346	No
97	GOM_NL__2PRFIN20060331_074757_000000462046_00250_21346_8705.N1	31-MAR-2006 07:47:57	Straylight	45.500	123	lot Cen	2.7500	10200.	91	21346	No
98	GOM_NL__2PRFIN20060331_075251_000000462046_00250_21346_8706.N1	31-MAR-2006 07:52:51	Tw_i_and_stray	46.000	106	9Bet Crv	2.6480	5600.0	92	21346	No
99	GOM_NL__2PRFIN20060331_075450_000000432046_00250_21346_8707.N1	31-MAR-2006 07:54:50	Tw_i_and_stray	42.500	100	4Gam Crv	2.5800	13100.	85	21346	No
100	GOM_NL__2PRFIN20060331_080435_000000382046_00250_21346_8708.N1	31-MAR-2006 08:04:35	Bright	38.000	62	94Bet Leo	2.1360	9700.0	76	21346	No
101	GOM_NL__2PRFIN20060331_080611_000000372046_00250_21346_8709.N1	31-MAR-2006 08:06:11	Bright	37.000	96	68Del Leo	2.5600	9300.0	74	21346	No

102	GOM_NL__2PRFIN20060331_081300_000000362046_00250_21346_8710.N1	31-MAR-2006 08:13:00	Bright	36.000	174	52Psi UMa	3.0040	4400.0	72	21346	No
103	GOM_NL__2PRFIN20060331_081604_000000372046_00250_21346_8711.N1	31-MAR-2006 08:16:04	Bright	37.000	87	64Gam UMa	2.4330	11000.	74	21346	No
104	GOM_NL__2PRFIN20060331_081752_000000372046_00250_21346_8712.N1	31-MAR-2006 08:17:52	Bright	37.000	36	50Alp UMa	1.8000	6300.0	74	21346	No
105	GOM_NL__2PRFIN20060331_082415_000000402046_00250_21346_8713.N1	31-MAR-2006 08:24:15	Bright	39.500	60	7Bet UMi	2.0810	3950.0	79	21346	No
106	GOM_NL__2PRFIN20060331_082553_000000362046_00250_21346_8714.N1	31-MAR-2006 08:25:53	Bright	35.500	49	1Alp UMi	1.9900	6300.0	71	21346	No
107	GOM_NL__2PRFIN20060331_083336_000000382046_00250_21346_8715.N1	31-MAR-2006 08:33:36	Bright	37.500	89	5Alp Cep	2.4510	8000.0	75	21346	No
108	GOM_NL__2PRFIN20060331_083847_000000422046_00250_21346_8716.N1	31-MAR-2006 08:38:47	Bright	42.000	19	50Alp Cyg	1.2460	10500.	84	21346	No
109	GOM_NL__2PRFIN20060331_084226_000000422046_00250_21346_8717.N1	31-MAR-2006 08:42:26	Bright	42.000	92	53Eps Cyg	2.5000	4500.0	84	21346	No
110	GOM_NL__2PRFIN20060331_084857_000000442046_00250_21346_8718.N1	31-MAR-2006 08:48:57	Bright	44.000	61	8Eps Peg	2.1000	3900.0	88	21346	No
111	GOM_NL__2PRFIN20060331_085331_000000442046_00250_21346_8719.N1	31-MAR-2006 08:53:31	Dark	43.500	154	22Bet Aqr	2.8990	5700.0	87	21346	No
112	GOM_NL__2PRFIN20060331_091435_000000422046_00251_21347_8700.N1	31-MAR-2006 09:14:35	Dark	42.000	141	Bet Ara	2.8400	4600.0	84	21347	No
113	GOM_NL__2PRFIN20060331_091739_000000392046_00251_21347_8701.N1	31-MAR-2006 09:17:39	Dark	39.000	134	Bet TrA	2.8100	6600.0	78	21347	No
114	GOM_NL__2PRFIN20060331_092019_000000442046_00251_21347_8702.N1	31-MAR-2006 09:20:19	Dark	44.000	4	Alp1Cen	-0.010000	5800.0	88	21347	No
115	GOM_NL__2PRFIN20060331_092302_000000432046_00251_21347_8703.N1	31-MAR-2006 09:23:02	Straylight	42.500	78	Alp Lup	2.3040	28000.	85	21347	No
116	GOM_NL__2PRFIN20060331_092600_000000382046_00251_21347_8704.N1	31-MAR-2006 09:26:00	Straylight	38.000	64	Gam Cen	2.2000	10600.	76	21347	No
117	GOM_NL__2PRFIN20060331_092834_000000422046_00251_21347_8705.N1	31-MAR-2006 09:28:34	Straylight	42.000	123	lot Cen	2.7500	10200.	84	21347	No
118	GOM_NL__2PRFIN20060331_093327_000000452046_00251_21347_8706.N1	31-MAR-2006 09:33:27	Tw_i_and_stray	44.500	106	9Bet Crv	2.6480	5600.0	89	21347	No
119	GOM_NL__2PRFIN20060331_093526_000000422046_00251_21347_8707.N1	31-MAR-2006 09:35:26	Tw_i_and_stray	41.500	100	4Gam Crv	2.5800	13100.	83	21347	No
120	GOM_NL__2PRFIN20060331_094511_000000402046_00251_21347_8708.N1	31-MAR-2006 09:45:11	Bright	39.500	62	94Bet Leo	2.1360	9700.0	79	21347	No
121	GOM_NL__2PRFIN20060331_094646_000000372046_00251_21347_8709.N1	31-MAR-2006 09:46:46	Bright	37.000	96	68Del Leo	2.5600	9300.0	74	21347	No
122	GOM_NL__2PRFIN20060331_095336_000000372046_00251_21347_8710.N1	31-MAR-2006 09:53:36	Bright	36.500	174	52Psi UMa	3.0040	4400.0	73	21347	No
123	GOM_NL__2PRFIN20060331_095640_000000392046_00251_21347_8711.N1	31-MAR-2006 09:56:40	Bright	38.500	87	64Gam UMa	2.4330	11000.	77	21347	No
124	GOM_NL__2PRFIN20060331_095828_000000352046_00251_21347_8712.N1	31-MAR-2006 09:58:28	Bright	35.000	36	50Alp UMa	1.8000	6300.0	70	21347	No
125	GOM_NL__2PRFIN20060331_100451_000000402046_00251_21347_8713.N1	31-MAR-2006 10:04:51	Bright	39.500	60	7Bet UMi	2.0810	3950.0	79	21347	No
126	GOM_NL__2PRFIN20060331_100629_000000362046_00251_21347_8714.N1	31-MAR-2006 10:06:29	Bright	36.000	49	1Alp UMi	1.9900	6300.0	72	21347	No
127	GOM_NL__2PRFIN20060331_101412_000000382046_00251_21347_8715.N1	31-MAR-2006 10:14:12	Bright	37.500	89	5Alp Cep	2.4510	8000.0	75	21347	No
128	GOM_NL__2PRFIN20060331_101923_000000402046_00251_21347_8716.N1	31-MAR-2006 10:19:23	Bright	39.500	19	50Alp Cyg	1.2460	10500.	79	21347	No
129	GOM_NL__2PRFIN20060331_102302_000000422046_00251_21347_8717.N1	31-MAR-2006 10:23:02	Bright	41.500	92	53Eps Cyg	2.5000	4500.0	83	21347	No
130	GOM_NL__2PRFIN20060331_102933_000000462046_00251_21347_8718.N1	31-MAR-2006 10:29:33	Bright	45.500	61	8Eps Peg	2.1000	3900.0	91	21347	No
131	GOM_NL__2PRFIN20060331_103407_000000442046_00251_21347_8719.N1	31-MAR-2006 10:34:07	Dark	43.500	154	22Bet Aqr	2.8990	5700.0	87	21347	No
132	GOM_NL__2PRFIN20060331_105511_000000422046_00252_21348_8720.N1	31-MAR-2006 10:55:11	Dark	41.500	141	Bet Ara	2.8400	4600.0	83	21348	No
133	GOM_NL__2PRFIN20060331_105816_000000392046_00252_21348_8721.N1	31-MAR-2006 10:58:16	Dark	39.000	134	Bet TrA	2.8100	6600.0	78	21348	No
134	GOM_NL__2PRFIN20060331_110055_000000542046_00252_21348_8722.N1	31-MAR-2006 11:00:55	Dark	54.000	4	Alp1Cen	-0.010000	5800.0	108	21348	No
135	GOM_NL__2PRFIN20060331_110338_000000442046_00252_21348_8723.N1	31-MAR-2006 11:03:38	Straylight	44.000	78	Alp Lup	2.3040	28000.	88	21348	No
136	GOM_NL__2PRFIN20060331_110514_000000262046_00252_21348_8724.N1	31-MAR-2006 11:05:14	Straylight	26.000	81	Eta Cen	2.3560	28000.	52	21348	No
137	GOM_NL__2PRFIN20060331_110636_000000412046_00252_21348_8725.N1	31-MAR-2006 11:06:36	Straylight	41.000	64	Gam Cen	2.2000	10600.	82	21348	No
138	GOM_NL__2PRFIN20060331_110910_000000412046_00252_21348_8726.N1	31-MAR-2006 11:09:10	Straylight	41.000	123	lot Cen	2.7500	10200.	82	21348	No
139	GOM_NL__2PRFIN20060331_111403_000000452046_00252_21348_8727.N1	31-MAR-2006 11:14:03	Tw_i_and_stray	45.000	106	9Bet Crv	2.6480	5600.0	90	21348	No
140	GOM_NL__2PRFIN20060331_111602_000000422046_00252_21348_8728.N1	31-MAR-2006 11:16:02	Tw_i_and_stray	42.000	100	4Gam Crv	2.5800	13100.	84	21348	No
141	GOM_NL__2PRFIN20060331_112547_000000382046_00252_21348_8729.N1	31-MAR-2006 11:25:47	Bright	37.500	62	94Bet Leo	2.1360	9700.0	75	21348	No
142	GOM_NL__2PRFIN20060331_112722_000000372046_00252_21348_8730.N1	31-MAR-2006 11:27:22	Bright	36.500	96	68Del Leo	2.5600	9300.0	73	21348	No
143	GOM_NL__2PRFIN20060331_113412_000000382046_00252_21348_8731.N1	31-MAR-2006 11:34:12	Bright	37.500	174	52Psi UMa	3.0040	4400.0	75	21348	No
144	GOM_NL__2PRFIN20060331_113716_000000382046_00252_21348_8732.N1	31-MAR-2006 11:37:16	Bright	37.500	87	64Gam UMa	2.4330	11000.	75	21348	No
145	GOM_NL__2PRFIN20060331_113904_000000382046_00252_21348_8733.N1	31-MAR-2006 11:39:04	Bright	37.500	36	50Alp UMa	1.8000	6300.0	75	21348	No
146	GOM_NL__2PRFIN20060331_114526_000000402046_00252_21348_8734.N1	31-MAR-2006 11:45:26	Bright	39.500	60	7Bet UMi	2.0810	3950.0	79	21348	No
147	GOM_NL__2PRFIN20060331_114705_000000362046_00252_21348_8735.N1	31-MAR-2006 11:47:05	Bright	35.500	49	1Alp UMi	1.9900	6300.0	71	21348	No
148	GOM_NL__2PRFIN20060331_115447_000000382046_00252_21348_8736.N1	31-MAR-2006 11:54:47	Bright	37.500	89	5Alp Cep	2.4510	8000.0	75	21348	No
149	GOM_NL__2PRFIN20060331_115959_000000422046_00252_21348_8737.N1	31-MAR-2006 11:59:59	Bright	41.500	19	50Alp Cyg	1.2460	10500.	83	21348	No
150	GOM_NL__2PRFIN20060331_120338_000000432046_00252_21348_8738.N1	31-MAR-2006 12:03:38	Bright	42.500	92	53Eps Cyg	2.5000	4500.0	85	21348	No
151	GOM_NL__2PRFIN20060331_121009_000000462046_00252_21348_8739.N1	31-MAR-2006 12:10:09	Bright	45.500	61	8Eps Peg	2.1000	3900.0	91	21348	No
152	GOM_NL__2PRFIN20060331_121444_000000442046_00252_21348_8740.N1	31-MAR-2006 12:14:44	Dark	44.000	154	22Bet Aqr	2.8990	5700.0	88	21348	No
153	GOM_NL__2PRFIN20060331_123548_000000432046_00253_21349_8720.N1	31-MAR-2006 12:35:48	Dark	43.000	141	Bet Ara	2.8400	4600.0	86	21349	No
154	GOM_NL__2PRFIN20060331_123852_000000392046_00253_21349_8721.N1	31-MAR-2006 12:38:52	Dark	38.500	134	Bet TrA	2.8100	6600.0	77	21349	No
155	GOM_NL__2PRFIN20060331_124131_000000392046_00253_21349_8722.N1	31-MAR-2006 12:41:31	Dark	39.000	4	Alp1Cen	-0.010000	5800.0	78	21349	No
156	GOM_NL__2PRFIN20060331_124415_000000432046_00253_21349_8723.N1	31-MAR-2006 12:44:15	Straylight	42.500	78	Alp Lup	2.3040	28000.	85	21349	No
157	GOM_NL__2PRFIN20060331_124551_000000262046_00253_21349_8724.N1	31-MAR-2006 12:45:51	Straylight	26.000	81	Eta Cen	2.3560	28000.	52	21349	No
158	GOM_NL__2PRFIN20060331_124713_000000402046_00253_21349_8725.N1	31-MAR-2006 12:47:13	Straylight	39.500	64	Gam Cen	2.2000	10600.	79	21349	No
159	GOM_NL__2PRFIN20060331_124946_000000442046_00253_21349_8726.N1	31-MAR-2006 12:49:46	Straylight	43.500	123	lot Cen	2.7500	10200.	87	21349	No
160	GOM_NL__2PRFIN20060331_125439_000000462046_00253_21349_8727.N1	31-MAR-2006 12:54:39	Tw_i_and_stray	46.000	106	9Bet Crv	2.6480	5600.0	92	21349	No

161	GOM_NL__2PRFIN20060331_125638_000000432046_00253_21349_8728.N1	31-MAR-2006 12:56:38	Twilight	42.500	100	4Gam Crv	2.5800	13100.	85	21349	No
162	GOM_NL__2PRFIN20060331_130623_000000392046_00253_21349_8729.N1	31-MAR-2006 13:06:23	Bright	38.500	62	94Bet Leo	2.1360	9700.0	77	21349	No
163	GOM_NL__2PRFIN20060331_130758_000000352046_00253_21349_8730.N1	31-MAR-2006 13:07:58	Bright	34.500	96	68Del Leo	2.5600	9300.0	69	21349	No
164	GOM_NL__2PRFIN20060331_131448_000000372046_00253_21349_8731.N1	31-MAR-2006 13:14:48	Bright	36.500	174	52Psi UMa	3.0040	4400.0	73	21349	No
165	GOM_NL__2PRFIN20060331_131751_000000372046_00253_21349_8732.N1	31-MAR-2006 13:17:51	Bright	36.500	87	64Gam UMa	2.4330	11000.	73	21349	No
166	GOM_NL__2PRFIN20060331_131939_000000342046_00253_21349_8733.N1	31-MAR-2006 13:19:39	Bright	34.000	36	50Alp UMa	1.8000	6300.0	68	21349	No
167	GOM_NL__2PRFIN20060331_132602_000000412046_00253_21349_8734.N1	31-MAR-2006 13:26:02	Bright	41.000	60	7Bet UMi	2.0810	3950.0	82	21349	No
168	GOM_NL__2PRFIN20060331_132741_000000362046_00253_21349_8735.N1	31-MAR-2006 13:27:41	Bright	36.000	49	1Alp UMi	1.9900	6300.0	72	21349	No
169	GOM_NL__2PRFIN20060331_133523_000000372046_00253_21349_8736.N1	31-MAR-2006 13:35:23	Bright	37.000	89	5Alp Cep	2.4510	8000.0	74	21349	No
170	GOM_NL__2PRFIN20060331_134035_000000402046_00253_21349_8737.N1	31-MAR-2006 13:40:35	Bright	39.500	19	50Alp Cyg	1.2460	10500.	79	21349	No
171	GOM_NL__2PRFIN20060331_134414_000000432046_00253_21349_8738.N1	31-MAR-2006 13:44:14	Bright	42.500	92	53Eps Cyg	2.5000	4500.0	85	21349	No
172	GOM_NL__2PRFIN20060331_135046_000000462046_00253_21349_8739.N1	31-MAR-2006 13:50:46	Bright	45.500	61	8Eps Peg	2.1000	3900.0	91	21349	No
173	GOM_NL__2PRFIN20060331_135520_000000432046_00253_21349_8740.N1	31-MAR-2006 13:55:20	Dark	42.500	154	22Bet Aqr	2.8990	5700.0	85	21349	No
174	GOM_NL__2PRFIN20060331_141624_000000402046_00254_21350_8720.N1	31-MAR-2006 14:16:24	Dark	40.000	141	Bet Ara	2.8400	4600.0	80	21350	No
175	GOM_NL__2PRFIN20060331_141929_000000392046_00254_21350_8721.N1	31-MAR-2006 14:19:29	Dark	38.500	134	Bet TrA	2.8100	6600.0	77	21350	No
176	GOM_NL__2PRFIN20060331_142208_000000522046_00254_21350_8722.N1	31-MAR-2006 14:22:08	Dark	51.500	4	Alp1Cen	-0.010000	5800.0	103	21350	No
177	GOM_NL__2PRFIN20060331_142451_000000442046_00254_21350_8723.N1	31-MAR-2006 14:24:51	Straylight	43.500	78	Alp Lup	2.3040	28000.	87	21350	No
178	GOM_NL__2PRFIN20060331_142627_000000292046_00254_21350_8724.N1	31-MAR-2006 14:26:27	Straylight	29.000	81	Eta Cen	2.3560	28000.	58	21350	No
179	GOM_NL__2PRFIN20060331_142749_000000392046_00254_21350_8725.N1	31-MAR-2006 14:27:49	Straylight	39.000	64	Gam Cen	2.2000	10600.	78	21350	No
180	GOM_NL__2PRFIN20060331_143022_000000422046_00254_21350_8726.N1	31-MAR-2006 14:30:22	Straylight	42.000	123	lot Cen	2.7500	10200.	84	21350	No
181	GOM_NL__2PRFIN20060331_143515_000000482046_00254_21350_8727.N1	31-MAR-2006 14:35:15	Twilight	48.000	106	9Bet Crv	2.6480	5600.0	96	21350	No
182	GOM_NL__2PRFIN20060331_143714_000000432046_00254_21350_8728.N1	31-MAR-2006 14:37:14	Twilight	42.500	100	4Gam Crv	2.5800	13100.	85	21350	No
183	GOM_NL__2PRFIN20060331_144659_000000392046_00254_21350_8729.N1	31-MAR-2006 14:46:59	Bright	38.500	62	94Bet Leo	2.1360	9700.0	77	21350	No
184	GOM_NL__2PRFIN20060331_144834_000000362046_00254_21350_8730.N1	31-MAR-2006 14:48:34	Bright	35.500	96	68Del Leo	2.5600	9300.0	71	21350	No
185	GOM_NL__2PRFIN20060331_145524_000000382046_00254_21350_8731.N1	31-MAR-2006 14:55:24	Bright	37.500	174	52Psi UMa	3.0040	4400.0	75	21350	No
186	GOM_NL__2PRFIN20060331_145827_000000372046_00254_21350_8732.N1	31-MAR-2006 14:58:27	Bright	36.500	87	64Gam UMa	2.4330	11000.	73	21350	No
187	GOM_NL__2PRFIN20060331_150015_000000372046_00254_21350_8733.N1	31-MAR-2006 15:00:15	Bright	37.000	36	50Alp UMa	1.8000	6300.0	74	21350	No
188	GOM_NL__2PRFIN20060331_150637_000000382046_00254_21350_8734.N1	31-MAR-2006 15:06:37	Bright	38.000	60	7Bet UMi	2.0810	3950.0	76	21350	No
189	GOM_NL__2PRFIN20060331_150817_000000352046_00254_21350_8735.N1	31-MAR-2006 15:08:17	Bright	34.500	49	1Alp UMi	1.9900	6300.0	69	21350	No
190	GOM_NL__2PRFIN20060331_151559_000000382046_00254_21350_8736.N1	31-MAR-2006 15:15:59	Bright	37.500	89	5Alp Cep	2.4510	8000.0	75	21350	No
191	GOM_NL__2PRFIN20060331_152111_000000422046_00254_21350_8737.N1	31-MAR-2006 15:21:11	Bright	42.000	19	50Alp Cyg	1.2460	10500.	84	21350	No
192	GOM_NL__2PRFIN20060331_152450_000000432046_00254_21350_8738.N1	31-MAR-2006 15:24:50	Bright	42.500	92	53Eps Cyg	2.5000	4500.0	85	21350	No
193	GOM_NL__2PRFIN20060331_153122_000000462046_00254_21350_8739.N1	31-MAR-2006 15:31:22	Bright	45.500	61	8Eps Peg	2.1000	3900.0	91	21350	No
194	GOM_NL__2PRFIN20060331_153556_000000452046_00254_21350_8740.N1	31-MAR-2006 15:35:56	Dark	44.500	154	22Bet Aqr	2.8990	5700.0	89	21350	No
195	GOM_NL__2PRFIN20060331_155701_000000432046_00255_21351_8720.N1	31-MAR-2006 15:57:01	Dark	43.000	141	Bet Ara	2.8400	4600.0	86	21351	No
196	GOM_NL__2PRFIN20060331_160005_000000392046_00255_21351_8721.N1	31-MAR-2006 16:00:05	Dark	39.000	134	Bet TrA	2.8100	6600.0	78	21351	No
197	GOM_NL__2PRFIN20060331_160244_000000512046_00255_21351_8722.N1	31-MAR-2006 16:02:44	Dark	51.000	4	Alp1Cen	-0.010000	5800.0	102	21351	No
198	GOM_NL__2PRFIN20060331_160528_000000442046_00255_21351_8723.N1	31-MAR-2006 16:05:28	Straylight	43.500	78	Alp Lup	2.3040	28000.	87	21351	No
199	GOM_NL__2PRFIN20060331_160704_000000292046_00255_21351_8724.N1	31-MAR-2006 16:07:04	Straylight	29.000	81	Eta Cen	2.3560	28000.	58	21351	No
200	GOM_NL__2PRFIN20060331_160825_000000412046_00255_21351_8725.N1	31-MAR-2006 16:08:25	Straylight	40.500	64	Gam Cen	2.2000	10600.	81	21351	No
201	GOM_NL__2PRFIN20060331_161059_000000462046_00255_21351_8726.N1	31-MAR-2006 16:10:59	Straylight	45.500	123	lot Cen	2.7500	10200.	91	21351	No
202	GOM_NL__2PRFIN20060331_161552_000000472046_00255_21351_8727.N1	31-MAR-2006 16:15:52	Twilight	46.500	106	9Bet Crv	2.6480	5600.0	93	21351	No
203	GOM_NL__2PRFIN20060331_161750_000000422046_00255_21351_8728.N1	31-MAR-2006 16:17:50	Twilight	42.000	100	4Gam Crv	2.5800	13100.	84	21351	No
204	GOM_NL__2PRFIN20060331_162734_000000392046_00255_21351_8729.N1	31-MAR-2006 16:27:34	Bright	39.000	62	94Bet Leo	2.1360	9700.0	78	21351	No
205	GOM_NL__2PRFIN20060331_162910_000000362046_00255_21351_8730.N1	31-MAR-2006 16:29:10	Bright	35.500	96	68Del Leo	2.5600	9300.0	71	21351	No
206	GOM_NL__2PRFIN20060331_163600_000000372046_00255_21351_8731.N1	31-MAR-2006 16:36:00	Bright	36.500	174	52Psi UMa	3.0040	4400.0	73	21351	No
207	GOM_NL__2PRFIN20060331_163903_000000382046_00255_21351_8732.N1	31-MAR-2006 16:39:03	Bright	37.500	87	64Gam UMa	2.4330	11000.	75	21351	No
208	GOM_NL__2PRFIN20060331_164051_000000372046_00255_21351_8733.N1	31-MAR-2006 16:40:51	Bright	37.000	36	50Alp UMa	1.8000	6300.0	74	21351	No
209	GOM_NL__2PRFIN20060331_164713_000000412046_00255_21351_8734.N1	31-MAR-2006 16:47:13	Bright	40.500	60	7Bet UMi	2.0810	3950.0	81	21351	No
210	GOM_NL__2PRFIN20060331_164853_000000372046_00255_21351_8735.N1	31-MAR-2006 16:48:53	Bright	36.500	49	1Alp UMi	1.9900	6300.0	73	21351	No
211	GOM_NL__2PRFIN20060331_165635_000000382046_00255_21351_8736.N1	31-MAR-2006 16:56:35	Bright	37.500	89	5Alp Cep	2.4510	8000.0	75	21351	No
212	GOM_NL__2PRFIN20060331_170147_000000422046_00255_21351_8737.N1	31-MAR-2006 17:01:47	Bright	41.500	19	50Alp Cyg	1.2460	10500.	83	21351	No
213	GOM_NL__2PRFIN20060331_170526_000000422046_00255_21351_8738.N1	31-MAR-2006 17:05:26	Bright	42.000	92	53Eps Cyg	2.5000	4500.0	84	21351	No
214	GOM_NL__2PRFIN20060331_171158_000000452046_00255_21351_8739.N1	31-MAR-2006 17:11:58	Bright	45.000	61	8Eps Peg	2.1000	3900.0	90	21351	No
215	GOM_NL__2PRFIN20060331_171633_000000442046_00255_21351_8740.N1	31-MAR-2006 17:16:33	Dark	44.000	154	22Bet Aqr	2.8990	5700.0	88	21351	No
216	GOM_NL__2PRFIN20060331_173738_000000422046_00256_21352_8720.N1	31-MAR-2006 17:37:38	Dark	42.000	141	Bet Ara	2.8400	4600.0	84	21352	No
217	GOM_NL__2PRFIN20060331_174042_000000402046_00256_21352_8721.N1	31-MAR-2006 17:40:42	Dark	39.500	134	Bet TrA	2.8100	6600.0	79	21352	No
218	GOM_NL__2PRFIN20060331_174321_000000522046_00256_21352_8722.N1	31-MAR-2006 17:43:21	Dark	52.000	4	Alp1Cen	-0.010000	5800.0	104	21352	No
219	GOM_NL__2PRFIN20060331_174604_000000452046_00256_21352_8723.N1	31-MAR-2006 17:46:04	Straylight	45.000	78	Alp Lup	2.3040	28000.	90	21352	No

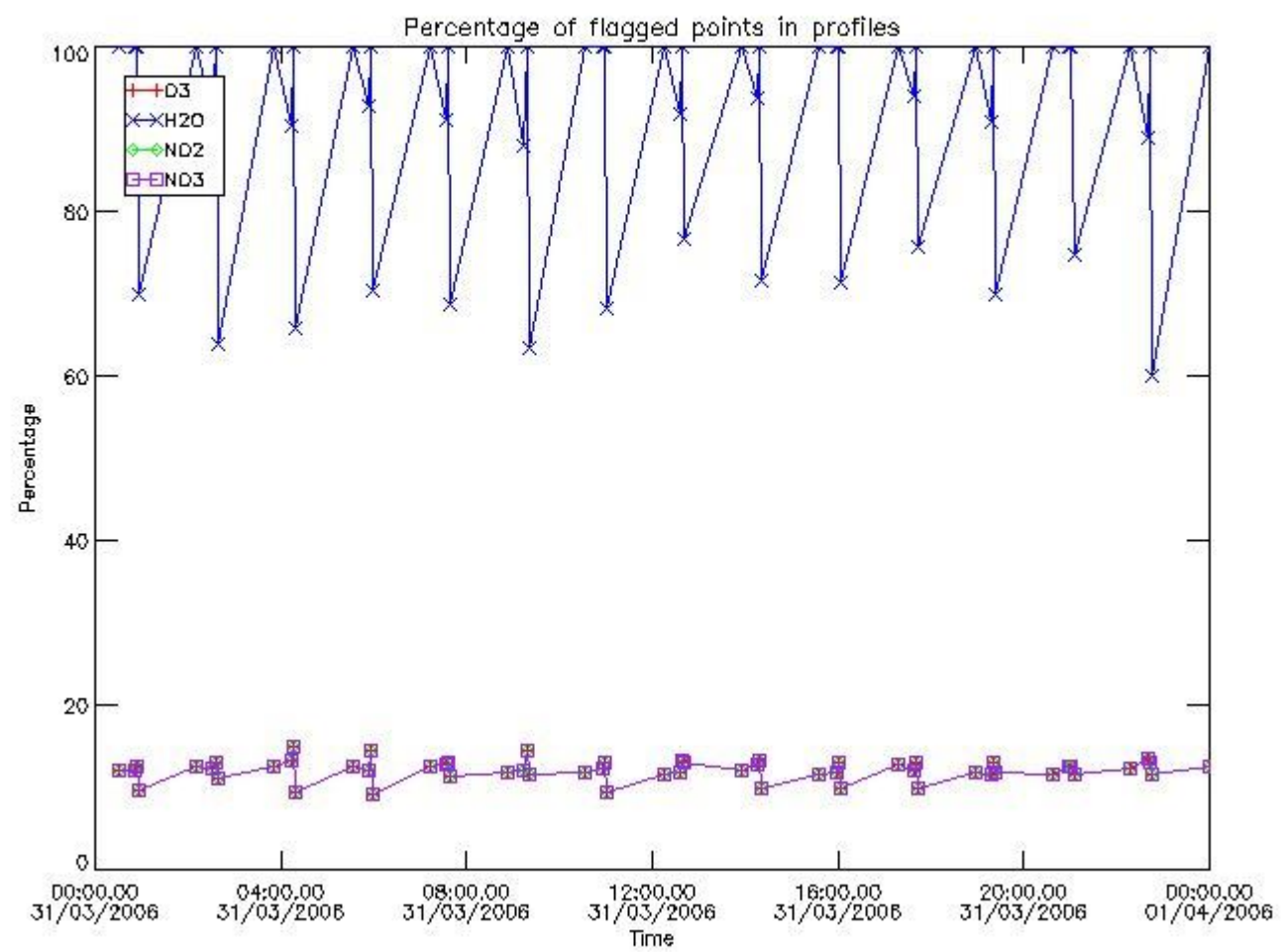
220	GOM_NL_2PRFIN20060331_174740_000000322046_00256_21352_8724.N1	31-MAR-2006 17:47:40	Straylight	32.000	81	Eta Cen	2.3560	28000.	64	21352	No
221	GOM_NL_2PRFIN20060331_174902_000000392046_00256_21352_8725.N1	31-MAR-2006 17:49:02	Straylight	38.500	64	Gam Cen	2.2000	10600.	77	21352	No
222	GOM_NL_2PRFIN20060331_175135_000000462046_00256_21352_8726.N1	31-MAR-2006 17:51:35	Straylight	46.000	123	lot Cen	2.7500	10200.	92	21352	No
223	GOM_NL_2PRFIN20060331_175658_000000452046_00256_21352_8727.N1	31-MAR-2006 17:56:58	Two_and_stray	44.500	171	2Eps Crv	3.0010	4250.0	89	21352	No
224	GOM_NL_2PRFIN20060331_175826_000000422046_00256_21352_8728.N1	31-MAR-2006 17:58:26	Two_and_stray	41.500	100	4Gam Crv	2.5800	13100.	83	21352	No
225	GOM_NL_2PRFIN20060331_180810_000000382046_00256_21352_8729.N1	31-MAR-2006 18:08:10	Bright	38.000	62	94Bet Leo	2.1360	9700.0	76	21352	No
226	GOM_NL_2PRFIN20060331_180946_000000372046_00256_21352_8730.N1	31-MAR-2006 18:09:46	Bright	36.500	96	68Del Leo	2.5600	9300.0	73	21352	No
227	GOM_NL_2PRFIN20060331_181636_000000352046_00256_21352_8731.N1	31-MAR-2006 18:16:36	Bright	34.500	174	52Psi UMa	3.0040	4400.0	69	21352	No
228	GOM_NL_2PRFIN20060331_181939_000000382046_00256_21352_8732.N1	31-MAR-2006 18:19:39	Bright	37.500	87	64Gam UMa	2.4330	11000.	75	21352	No
229	GOM_NL_2PRFIN20060331_182127_000000382046_00256_21352_8733.N1	31-MAR-2006 18:21:27	Bright	37.500	36	50Alp UMa	1.8000	6300.0	75	21352	No
230	GOM_NL_2PRFIN20060331_182749_000000392046_00256_21352_8734.N1	31-MAR-2006 18:27:49	Bright	38.500	60	7Bet UMi	2.0810	3950.0	77	21352	No
231	GOM_NL_2PRFIN20060331_182929_000000352046_00256_21352_8735.N1	31-MAR-2006 18:29:29	Bright	35.000	49	1Alp UMi	1.9900	6300.0	70	21352	No
232	GOM_NL_2PRFIN20060331_183711_000000362046_00256_21352_8736.N1	31-MAR-2006 18:37:11	Bright	35.500	89	5Alp Cep	2.4510	8000.0	71	21352	No
233	GOM_NL_2PRFIN20060331_184223_000000392046_00256_21352_8737.N1	31-MAR-2006 18:42:23	Bright	39.000	19	50Alp Cyg	1.2460	10500.	78	21352	No
234	GOM_NL_2PRFIN20060331_184603_000000432046_00256_21352_8738.N1	31-MAR-2006 18:46:03	Bright	42.500	92	53Eps Cyg	2.5000	4500.0	85	21352	No
235	GOM_NL_2PRFIN20060331_185234_000000462046_00256_21352_8739.N1	31-MAR-2006 18:52:34	Bright	46.000	61	8Eps Peg	2.1000	3900.0	92	21352	No
236	GOM_NL_2PRFIN20060331_185709_000000432046_00256_21352_8740.N1	31-MAR-2006 18:57:09	Dark	43.000	154	22Bet Aqr	2.8990	5700.0	86	21352	No
237	GOM_NL_2PRFIN20060331_191815_000000442046_00257_21353_8720.N1	31-MAR-2006 19:18:15	Dark	44.000	141	Bet Ara	2.8400	4600.0	88	21353	No
238	GOM_NL_2PRFIN20060331_192118_000000402046_00257_21353_8721.N1	31-MAR-2006 19:21:18	Dark	39.500	134	Bet TrA	2.8100	6600.0	79	21353	No
239	GOM_NL_2PRFIN20060331_192357_000000442046_00257_21353_8722.N1	31-MAR-2006 19:23:57	Dark	43.500	4	Alp1Cen	-0.010000	5800.0	87	21353	No
240	GOM_NL_2PRFIN20060331_192641_000000452046_00257_21353_8723.N1	31-MAR-2006 19:26:41	Straylight	44.500	78	Alp Lup	2.3040	28000.	89	21353	No
241	GOM_NL_2PRFIN20060331_192817_000000322046_00257_21353_8724.N1	31-MAR-2006 19:28:17	Straylight	32.000	81	Eta Cen	2.3560	28000.	64	21353	No
242	GOM_NL_2PRFIN20060331_192938_000000422046_00257_21353_8725.N1	31-MAR-2006 19:29:38	Straylight	41.500	64	Gam Cen	2.2000	10600.	83	21353	No
243	GOM_NL_2PRFIN20060331_193211_000000452046_00257_21353_8726.N1	31-MAR-2006 19:32:11	Straylight	44.500	123	lot Cen	2.7500	10200.	89	21353	No
244	GOM_NL_2PRFIN20060331_193735_000000432046_00257_21353_8727.N1	31-MAR-2006 19:37:35	Two_and_stray	42.500	171	2Eps Crv	3.0010	4250.0	85	21353	No
245	GOM_NL_2PRFIN20060331_193902_000000432046_00257_21353_8728.N1	31-MAR-2006 19:39:02	Two_and_stray	42.500	100	4Gam Crv	2.5800	13100.	85	21353	No
246	GOM_NL_2PRFIN20060331_194846_000000392046_00257_21353_8729.N1	31-MAR-2006 19:48:46	Bright	38.500	62	94Bet Leo	2.1360	9700.0	77	21353	No
247	GOM_NL_2PRFIN20060331_195022_000000372046_00257_21353_8730.N1	31-MAR-2006 19:50:22	Bright	36.500	96	68Del Leo	2.5600	9300.0	73	21353	No
248	GOM_NL_2PRFIN20060331_195712_000000352046_00257_21353_8731.N1	31-MAR-2006 19:57:12	Bright	35.000	174	52Psi UMa	3.0040	4400.0	70	21353	No
249	GOM_NL_2PRFIN20060331_200014_000000372046_00257_21353_8732.N1	31-MAR-2006 20:00:14	Bright	37.000	87	64Gam UMa	2.4330	11000.	74	21353	No
250	GOM_NL_2PRFIN20060331_200203_000000342046_00257_21353_8733.N1	31-MAR-2006 20:02:03	Bright	34.000	36	50Alp UMa	1.8000	6300.0	68	21353	No
251	GOM_NL_2PRFIN20060331_200824_000000412046_00257_21353_8734.N1	31-MAR-2006 20:08:24	Bright	41.000	60	7Bet UMi	2.0810	3950.0	82	21353	No
252	GOM_NL_2PRFIN20060331_201005_000000362046_00257_21353_8735.N1	31-MAR-2006 20:10:05	Bright	36.000	49	1Alp UMi	1.9900	6300.0	72	21353	No
253	GOM_NL_2PRFIN20060331_201747_000000392046_00257_21353_8736.N1	31-MAR-2006 20:17:47	Bright	38.500	89	5Alp Cep	2.4510	8000.0	77	21353	No
254	GOM_NL_2PRFIN20060331_202259_000000432046_00257_21353_8737.N1	31-MAR-2006 20:22:59	Bright	42.500	19	50Alp Cyg	1.2460	10500.	85	21353	No
255	GOM_NL_2PRFIN20060331_202639_000000422046_00257_21353_8738.N1	31-MAR-2006 20:26:39	Bright	41.500	92	53Eps Cyg	2.5000	4500.0	83	21353	No
256	GOM_NL_2PRFIN20060331_203310_000000442046_00257_21353_8739.N1	31-MAR-2006 20:33:10	Bright	44.000	61	8Eps Peg	2.1000	3900.0	88	21353	No
257	GOM_NL_2PRFIN20060331_203745_000000452046_00257_21353_8740.N1	31-MAR-2006 20:37:45	Dark	44.500	154	22Bet Aqr	2.8990	5700.0	89	21353	No
258	GOM_NL_2PRFIN20060331_205851_000000412046_00258_21354_8720.N1	31-MAR-2006 20:58:51	Dark	40.500	141	Bet Ara	2.8400	4600.0	81	21354	No
259	GOM_NL_2PRFIN20060331_210155_000000412046_00258_21354_8721.N1	31-MAR-2006 21:01:55	Dark	41.000	134	Bet TrA	2.8100	6600.0	82	21354	No
260	GOM_NL_2PRFIN20060331_210433_000000442046_00258_21354_8722.N1	31-MAR-2006 21:04:33	Dark	44.000	4	Alp1Cen	-0.010000	5800.0	88	21354	No
261	GOM_NL_2PRFIN20060331_210718_000000472046_00258_21354_8723.N1	31-MAR-2006 21:07:18	Straylight	47.000	78	Alp Lup	2.3040	28000.	94	21354	No
262	GOM_NL_2PRFIN20060331_210854_000000362046_00258_21354_8724.N1	31-MAR-2006 21:08:54	Straylight	36.000	81	Eta Cen	2.3560	28000.	72	21354	No
263	GOM_NL_2PRFIN20060331_211014_000000422046_00258_21354_8725.N1	31-MAR-2006 21:10:14	Straylight	42.000	64	Gam Cen	2.2000	10600.	84	21354	No
264	GOM_NL_2PRFIN20060331_211248_000000442046_00258_21354_8726.N1	31-MAR-2006 21:12:48	Straylight	44.000	123	lot Cen	2.7500	10200.	88	21354	No
265	GOM_NL_2PRFIN20060331_211740_000000462046_00258_21354_8727.N1	31-MAR-2006 21:17:40	Two_and_stray	46.000	106	9Bet Crv	2.6480	5600.0	92	21354	No
266	GOM_NL_2PRFIN20060331_211938_000000432046_00258_21354_8728.N1	31-MAR-2006 21:19:38	Two_and_stray	43.000	100	4Gam Crv	2.5800	13100.	86	21354	No
267	GOM_NL_2PRFIN20060331_212922_000000392046_00258_21354_8729.N1	31-MAR-2006 21:29:22	Bright	38.500	62	94Bet Leo	2.1360	9700.0	77	21354	No
268	GOM_NL_2PRFIN20060331_213058_000000362046_00258_21354_8730.N1	31-MAR-2006 21:30:58	Bright	35.500	96	68Del Leo	2.5600	9300.0	71	21354	No
269	GOM_NL_2PRFIN20060331_213747_000000372046_00258_21354_8731.N1	31-MAR-2006 21:37:47	Bright	36.500	174	52Psi UMa	3.0040	4400.0	73	21354	No
270	GOM_NL_2PRFIN20060331_214050_000000362046_00258_21354_8732.N1	31-MAR-2006 21:40:50	Bright	36.000	87	64Gam UMa	2.4330	11000.	72	21354	No
271	GOM_NL_2PRFIN20060331_214239_000000382046_00258_21354_8733.N1	31-MAR-2006 21:42:39	Bright	38.000	36	50Alp UMa	1.8000	6300.0	76	21354	No
272	GOM_NL_2PRFIN20060331_214900_000000402046_00258_21354_8734.N1	31-MAR-2006 21:49:00	Bright	40.000	60	7Bet UMi	2.0810	3950.0	80	21354	No
273	GOM_NL_2PRFIN20060331_215041_000000362046_00258_21354_8735.N1	31-MAR-2006 21:50:41	Bright	36.000	49	1Alp UMi	1.9900	6300.0	72	21354	No
274	GOM_NL_2PRFIN20060331_215823_000000342046_00258_21354_8736.N1	31-MAR-2006 21:58:23	Bright	34.000	89	5Alp Cep	2.4510	8000.0	68	21354	No
275	GOM_NL_2PRFIN20060331_220335_000000412046_00258_21354_8737.N1	31-MAR-2006 22:03:35	Bright	41.000	19	50Alp Cyg	1.2460	10500.	82	21354	No
276	GOM_NL_2PRFIN20060331_220715_000000432046_00258_21354_8738.N1	31-MAR-2006 22:07:15	Bright	42.500	92	53Eps Cyg	2.5000	4500.0	85	21354	No
277	GOM_NL_2PRFIN20060331_221347_000000452046_00258_21354_8739.N1	31-MAR-2006 22:13:47	Bright	44.500	61	8Eps Peg	2.1000	3900.0	89	21354	No
278	GOM_NL_2PRFIN20060331_221822_000000422046_00258_21354_8740.N1	31-MAR-2006 22:18:22	Dark	41.500	154	22Bet Aqr	2.8990	5700.0	83	21354	No

279	GOM_NL__2PRFIN20060331_223928_000000422046_00259_21355_8720.N1	31-MAR-2006 22:39:28	Dark	41.500	141	Bet Ara	2.8400	4600.0	83	21355	No
280	GOM_NL__2PRFIN20060331_224231_000000392046_00259_21355_8721.N1	31-MAR-2006 22:42:31	Dark	39.000	134	Bet TrA	2.8100	6600.0	78	21355	No
281	GOM_NL__2PRFIN20060331_224510_000000482046_00259_21355_8722.N1	31-MAR-2006 22:45:10	Dark	48.000	4	Alp1Cen	-0.010000	5800.0	96	21355	No
282	GOM_NL__2PRFIN20060331_224754_000000432046_00259_21355_8723.N1	31-MAR-2006 22:47:54	Straylight	43.000	78	Alp Lup	2.3040	28000.	86	21355	No
283	GOM_NL__2PRFIN20060331_224930_000000362046_00259_21355_8724.N1	31-MAR-2006 22:49:30	Straylight	36.000	81	Eta Cen	2.3560	28000.	72	21355	No
284	GOM_NL__2PRFIN20060331_225050_000000392046_00259_21355_8725.N1	31-MAR-2006 22:50:50	Straylight	38.500	64	Gam Cen	2.2000	10600.	77	21355	No
285	GOM_NL__2PRFIN20060331_225324_000000442046_00259_21355_8726.N1	31-MAR-2006 22:53:24	Straylight	43.500	123	Iot Cen	2.7500	10200.	87	21355	No
286	GOM_NL__2PRFIN20060331_225816_000000462046_00259_21355_8727.N1	31-MAR-2006 22:58:16	Twilight_stray	45.500	106	9Bet Crv	2.6480	5600.0	91	21355	No
287	GOM_NL__2PRFIN20060331_230014_000000432046_00259_21355_8728.N1	31-MAR-2006 23:00:14	Twilight_stray	43.000	100	4Gam Crv	2.5800	13100.	86	21355	No
288	GOM_NL__2PRFIN20060331_230958_000000392046_00259_21355_8729.N1	31-MAR-2006 23:09:58	Bright	38.500	62	94Bet Leo	2.1360	9700.0	77	21355	No
289	GOM_NL__2PRFIN20060331_231134_000000352046_00259_21355_8730.N1	31-MAR-2006 23:11:34	Bright	35.000	96	68Del Leo	2.5600	9300.0	70	21355	No
290	GOM_NL__2PRFIN20060331_231823_000000372046_00259_21355_8731.N1	31-MAR-2006 23:18:23	Bright	36.500	174	52Psi UMa	3.0040	4400.0	73	21355	No
291	GOM_NL__2PRFIN20060331_232126_000000382046_00259_21355_8732.N1	31-MAR-2006 23:21:26	Bright	37.500	87	64Gam UMa	2.4330	11000.	75	21355	No
292	GOM_NL__2PRFIN20060331_232315_000000362046_00259_21355_8733.N1	31-MAR-2006 23:23:15	Bright	36.000	36	50Alp UMa	1.8000	6300.0	72	21355	No
293	GOM_NL__2PRFIN20060331_232936_000000362046_00259_21355_8734.N1	31-MAR-2006 23:29:36	Bright	35.500	60	7Bet UMi	2.0810	3950.0	71	21355	No
294	GOM_NL__2PRFIN20060331_233116_000000332046_00259_21355_8735.N1	31-MAR-2006 23:31:16	Bright	33.000	49	1Alp UMi	1.9900	6300.0	66	21355	No
295	GOM_NL__2PRFIN20060331_233859_000000372046_00259_21355_8736.N1	31-MAR-2006 23:38:59	Bright	37.000	89	5Alp Cep	2.4510	8000.0	74	21355	No
296	GOM_NL__2PRFIN20060331_234410_000000392046_00259_21355_8737.N1	31-MAR-2006 23:44:10	Bright	39.000	19	50Alp Cyg	1.2460	10500.	78	21355	No
297	GOM_NL__2PRFIN20060331_234751_000000432046_00259_21355_8738.N1	31-MAR-2006 23:47:51	Bright	43.000	92	53Eps Cyg	2.5000	4500.0	86	21355	No
298	GOM_NL__2PRFIN20060331_235423_000000462046_00259_21355_8739.N1	31-MAR-2006 23:54:23	Bright	45.500	61	8Eps Peg	2.1000	3900.0	91	21355	No
299	GOM_NL__2PRFIN20060331_235858_000000412046_00259_21355_8740.N1	31-MAR-2006 23:58:58	Dark	40.500	154	22Bet Aqr	2.8990	5700.0	81	21355	No

3. Quality information per product

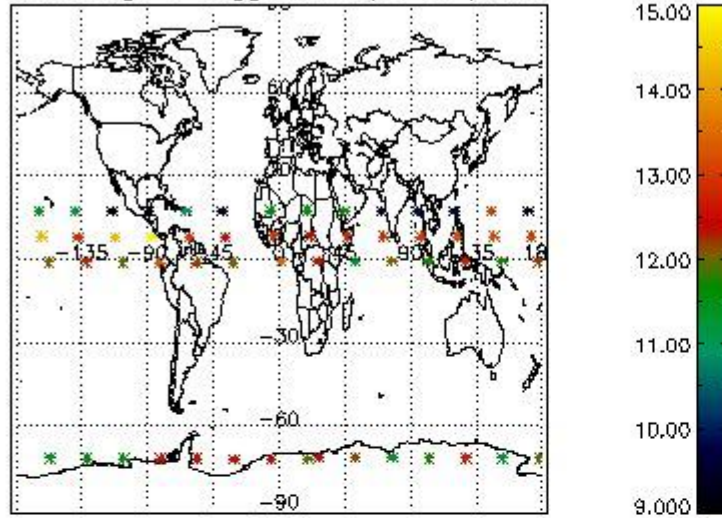
In this section it is plotted some information contained in the Quality Summary data set of the level 2 products. Only products in dark limb conditions and without errors (error flag in the MPH set to "0") are used.

3.1 Plot quality information per product (time dependant)

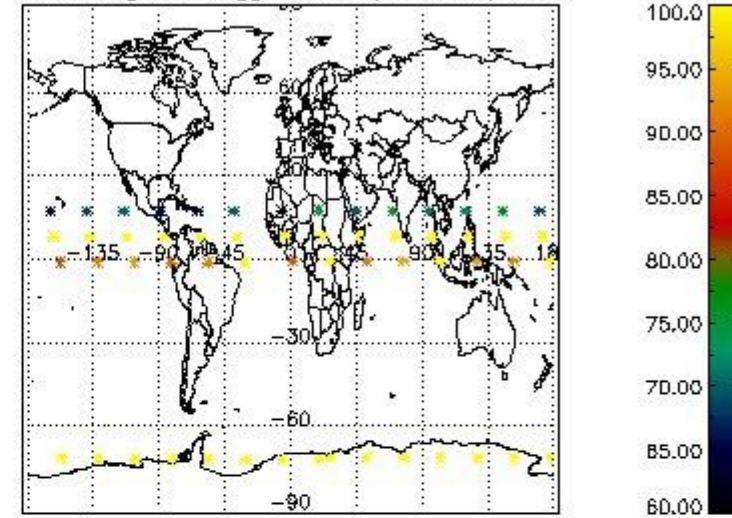


3.2 Plot quality information per product (world map)

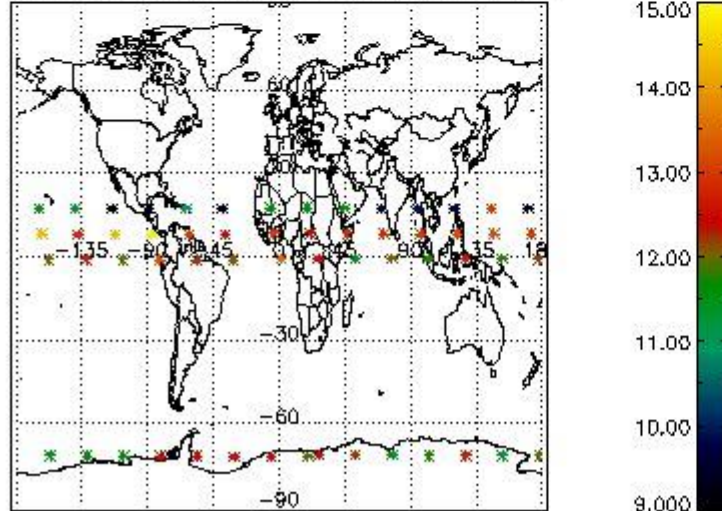
Percentage of flagged data per O3 profile



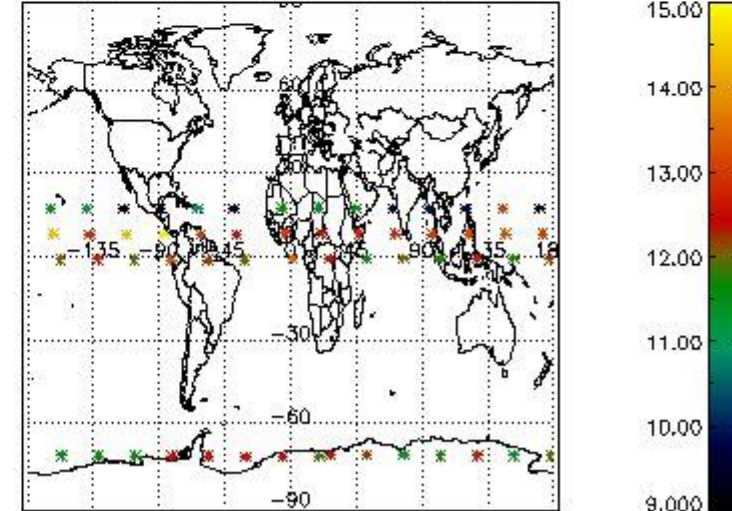
Percentage of flagged data per H2O profile



Percentage of flagged data per NO2 profile



Percentage of flagged data per NO3 profile

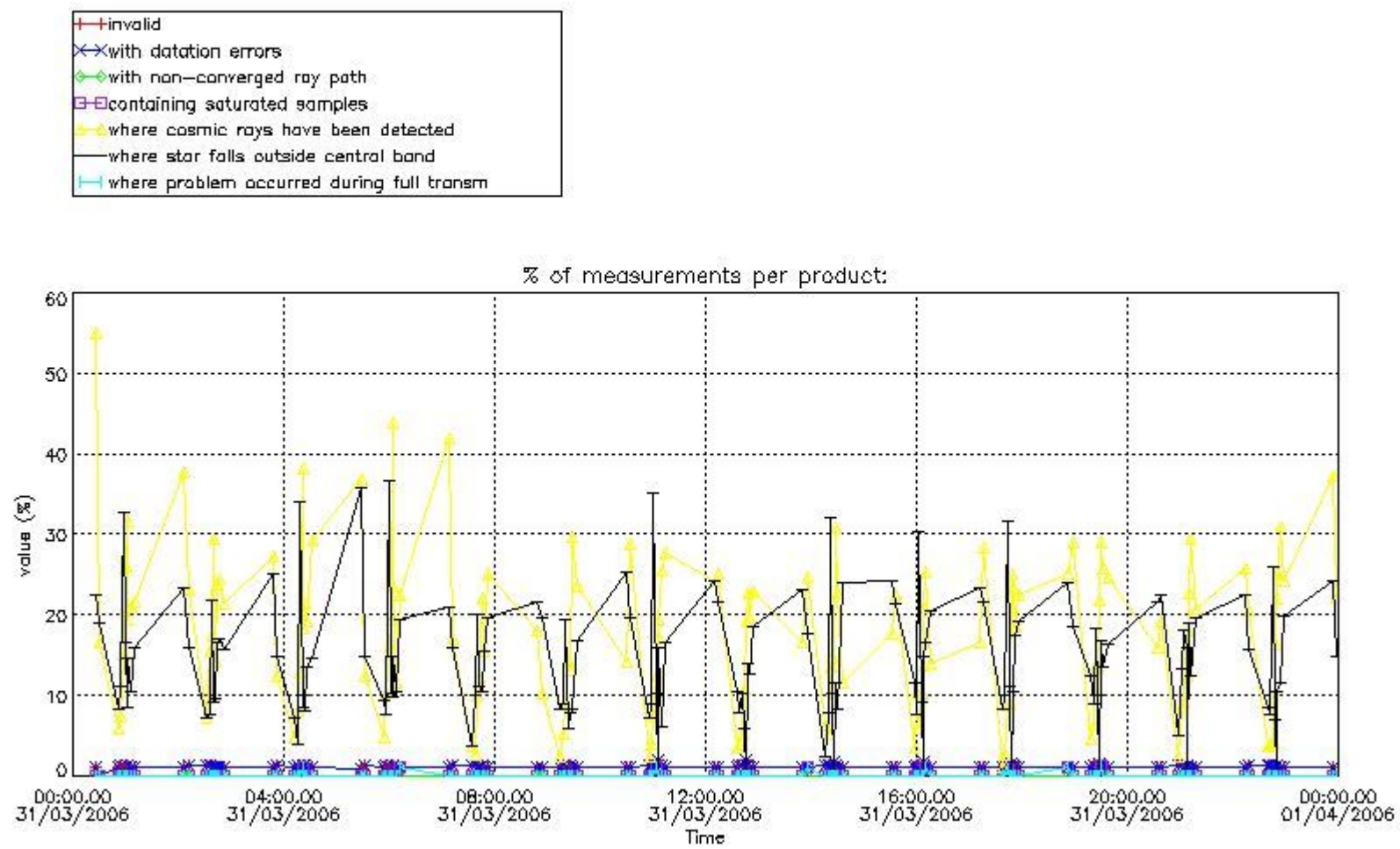


4. Level 1 quality information per product

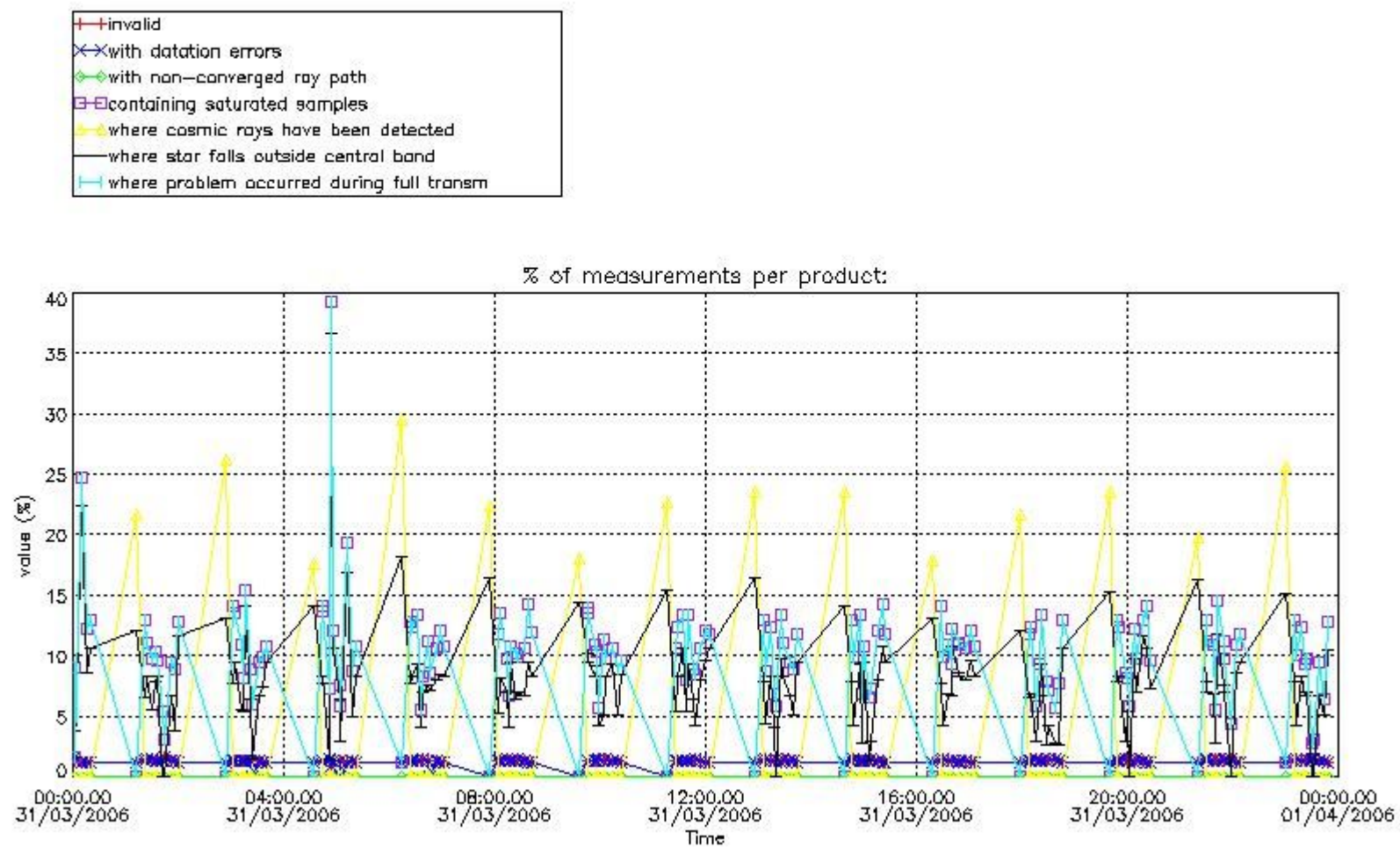
In this section it is plotted some information contained in the Quality Summary data set of the level 2 products that comes from the level 1b processing. Products without errors (error flag in the MPH set to "0") are used.

4.1 Plot quality information per product (time dependant) coming from level 1b processing

4.1.1 Plot level 1 quality information per product (time dependant): ENVISAT ASCENDING passes

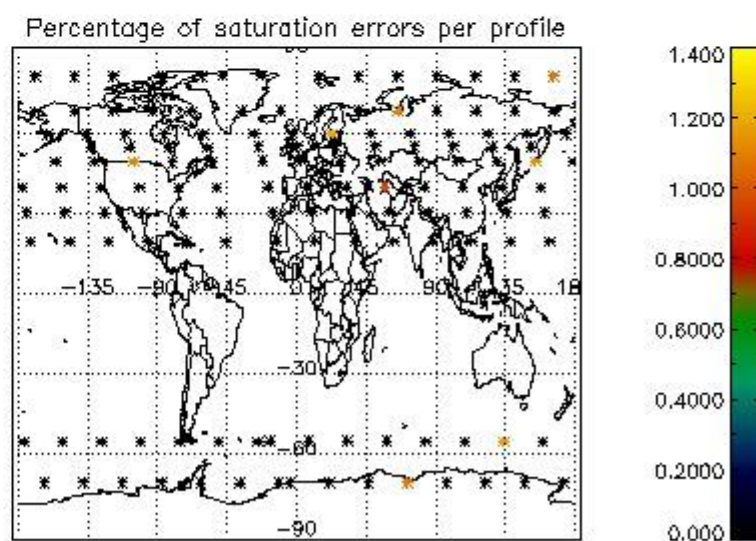
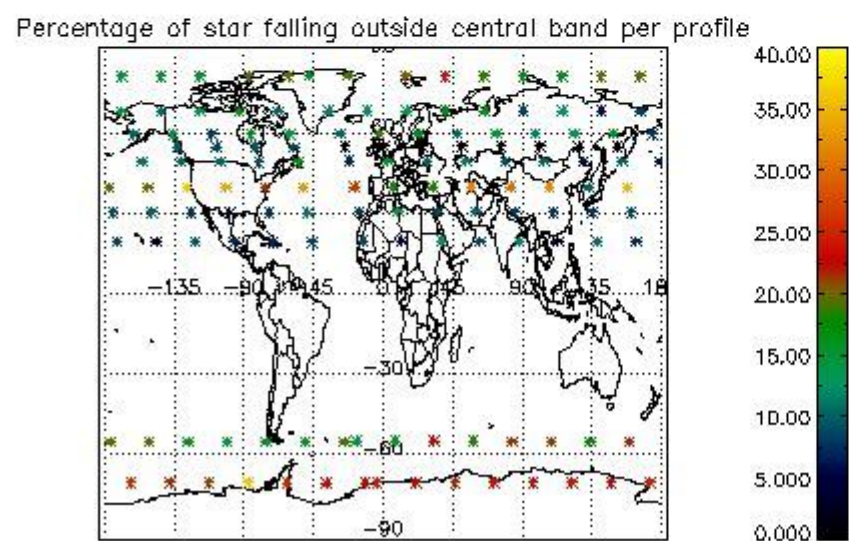
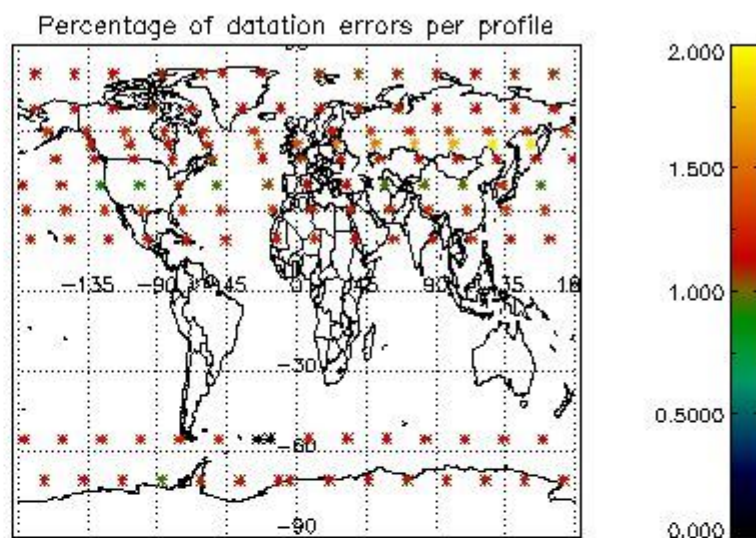
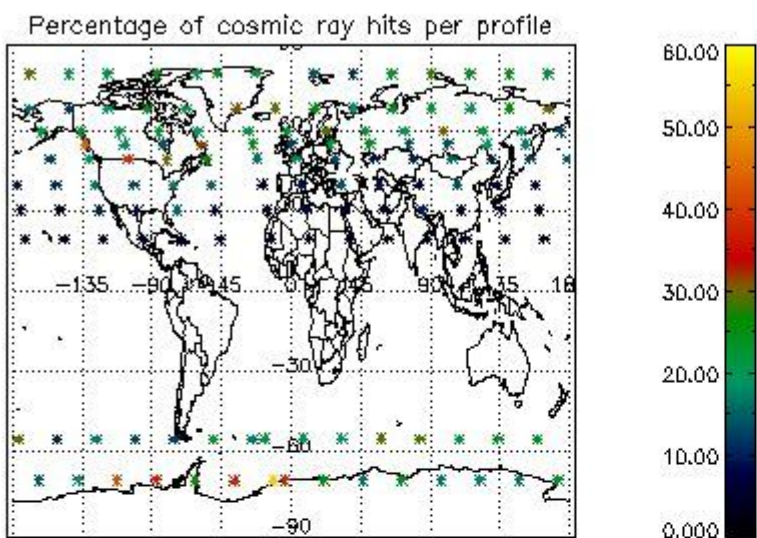


4.1.2 Plot level 1 quality information per product (time dependant): ENVI SAT DESCENDING passes

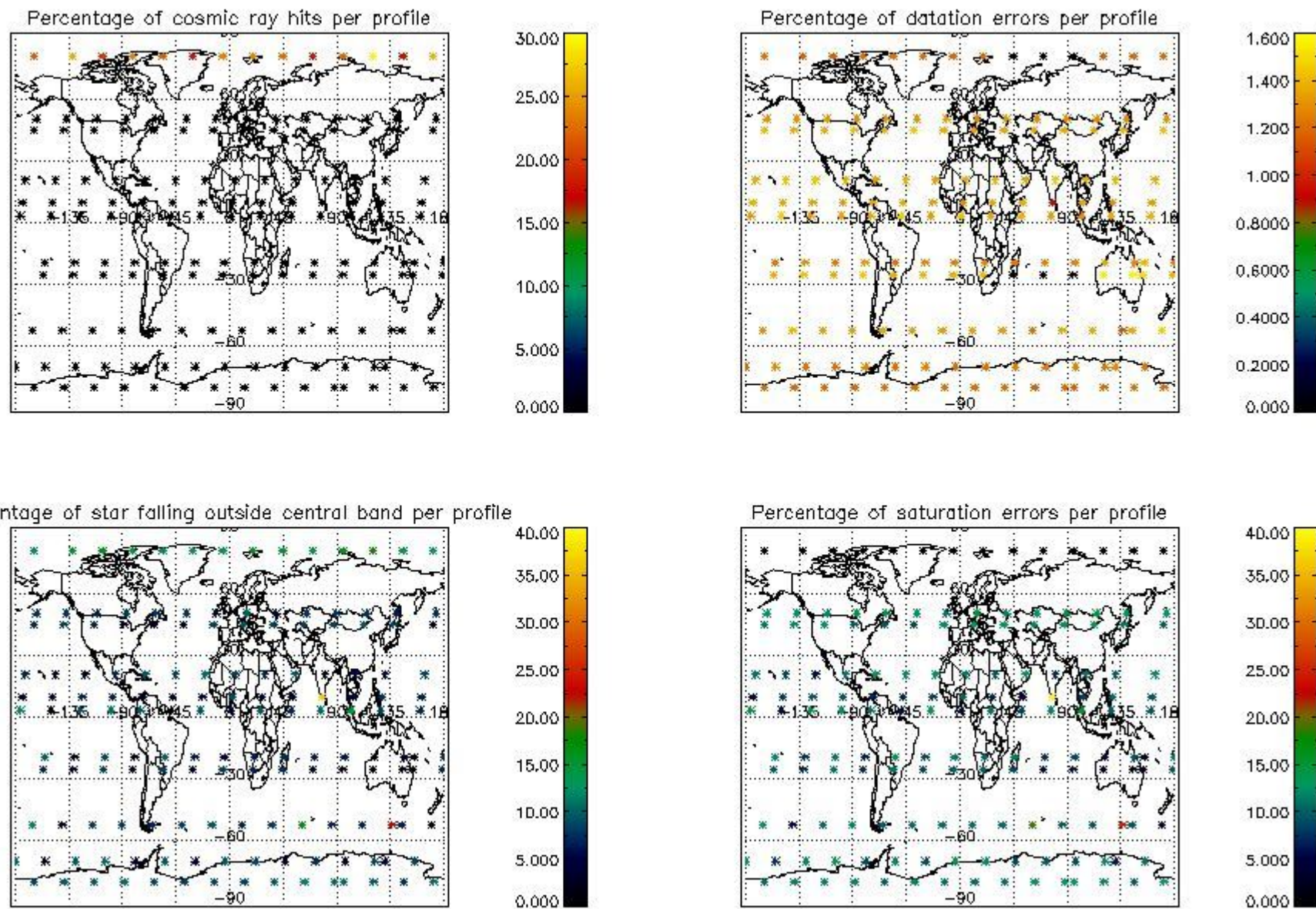


4.2 Plot quality information per product coming from level 1b processing (world map)

4.2.1 Plot level 1 quality information per product (world map): ENVISAT ASCENDING passes



4.2.2 Plot level 1 quality information per product (world map): ENVISAT DESCENDING passes



5. Trace gas profiles

5.1 Ozone statistics based on quality of products

The final quality of the products can be "measured" using the STD (Standard Deviation) attached to every point profile. This information is written to the parameter GOM_NL__2P/NL_LOCAL_SPECIES_DENSITY/o3_std of the level 2 products. The table below shows the statistics for given STD ranges.

The statistics are given with respect to the overall valid production:

- Products without fatal errors: GOM_NL__2P/MPH/PRODUCT_ERR=0
- Valid point profile: GOM_NL__2P/NL_LOCAL_SPECIES_DENSITY/pcd(0)=0

The 'Criteria' is applied to valid points of dark limb products:

- Products in dark limb illumination condition: GOM_NL__2P/NL_SUMMARY_QUALITY/obs_ill_cond=0
- Products without fatal errors: GOM_NL__2P/MPH/PRODUCT_ERR=0
- Valid point profile: GOM_NL__2P/NL_LOCAL_SPECIES_DENSITY/pcd(0)=0

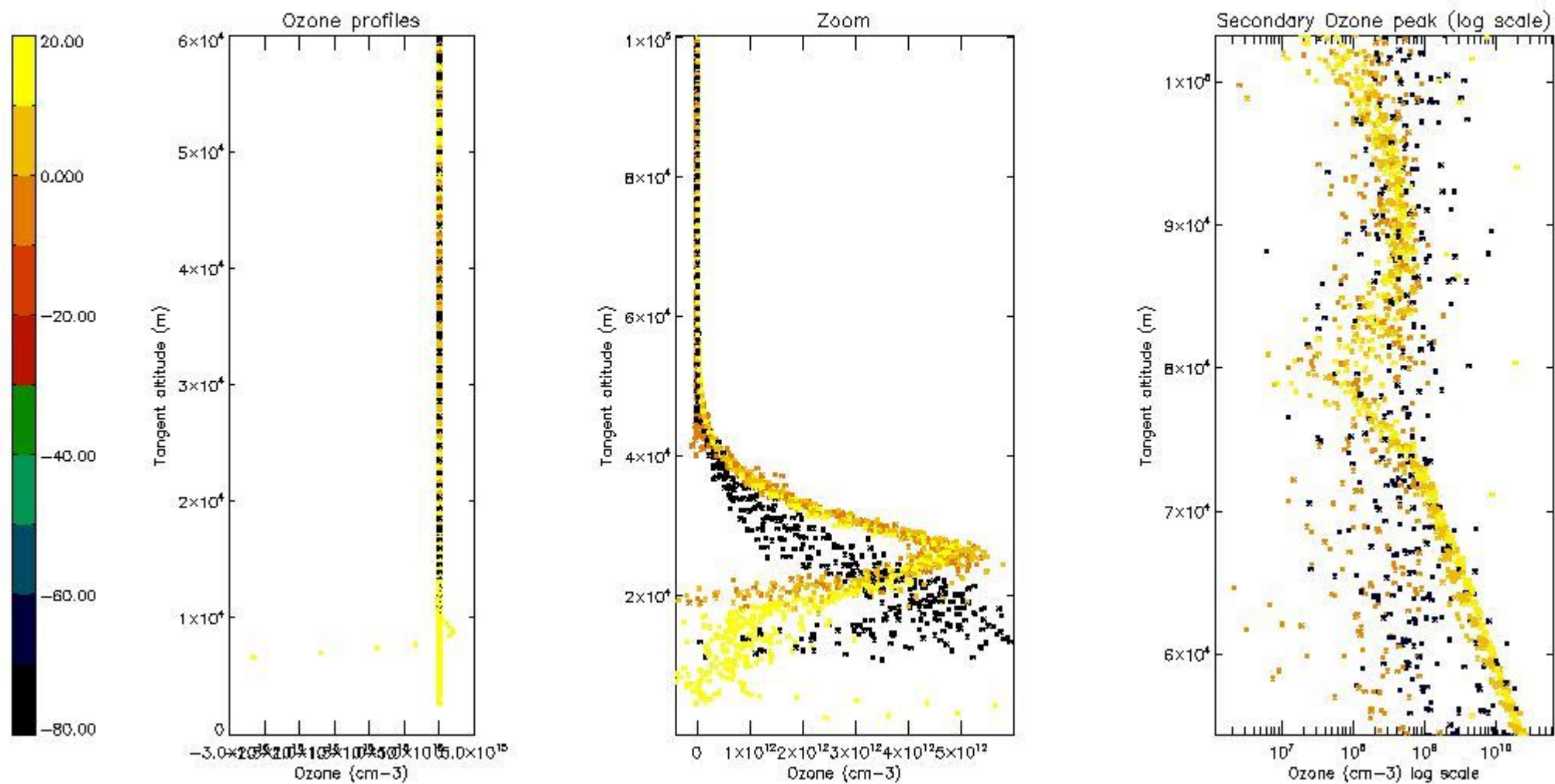
So, the table below shows the percentage of dark limb and valid observations for each criteria with respect to the overall valid daily observations.

Criteria	% of total production
All STD	21
STD < 20	9

STD < 10	5
STD < 5	2

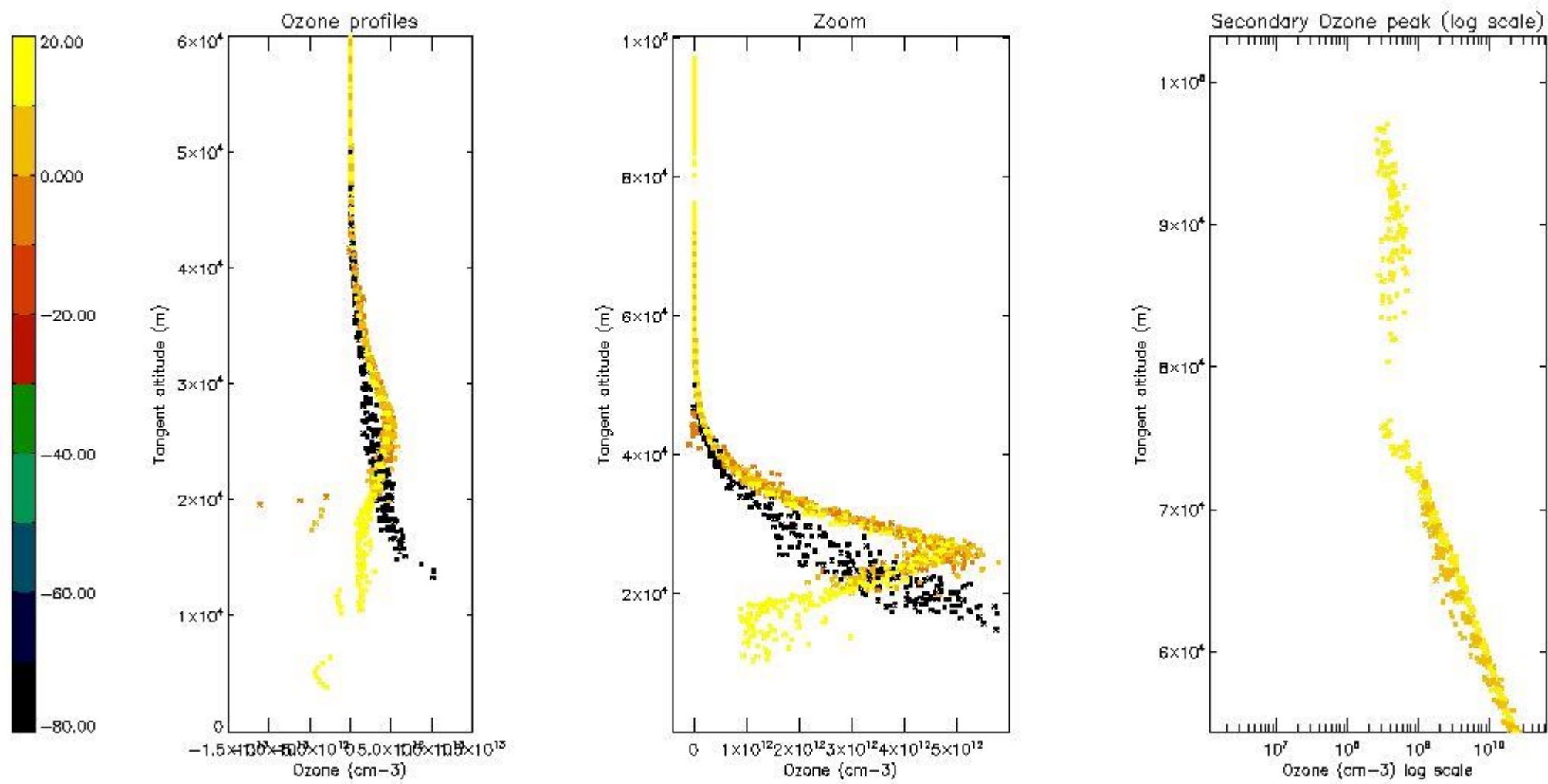
5.2 Plot ozone profiles for all STD (dark without errors)

The colorbar represents the latitude.



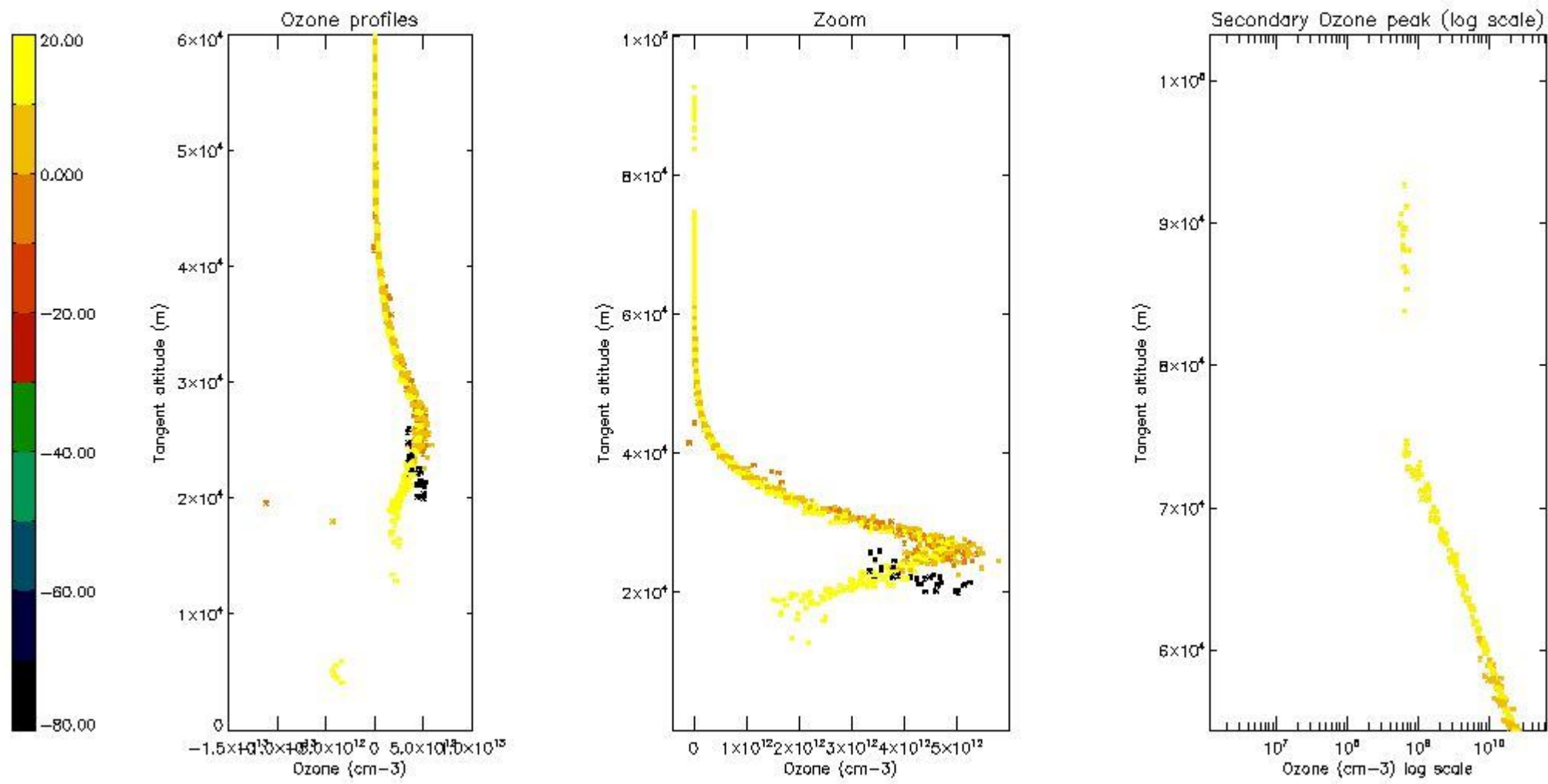
5.3 Plot ozone profiles where STD < 20% (dark without errors)

The colorbar represents the latitude.



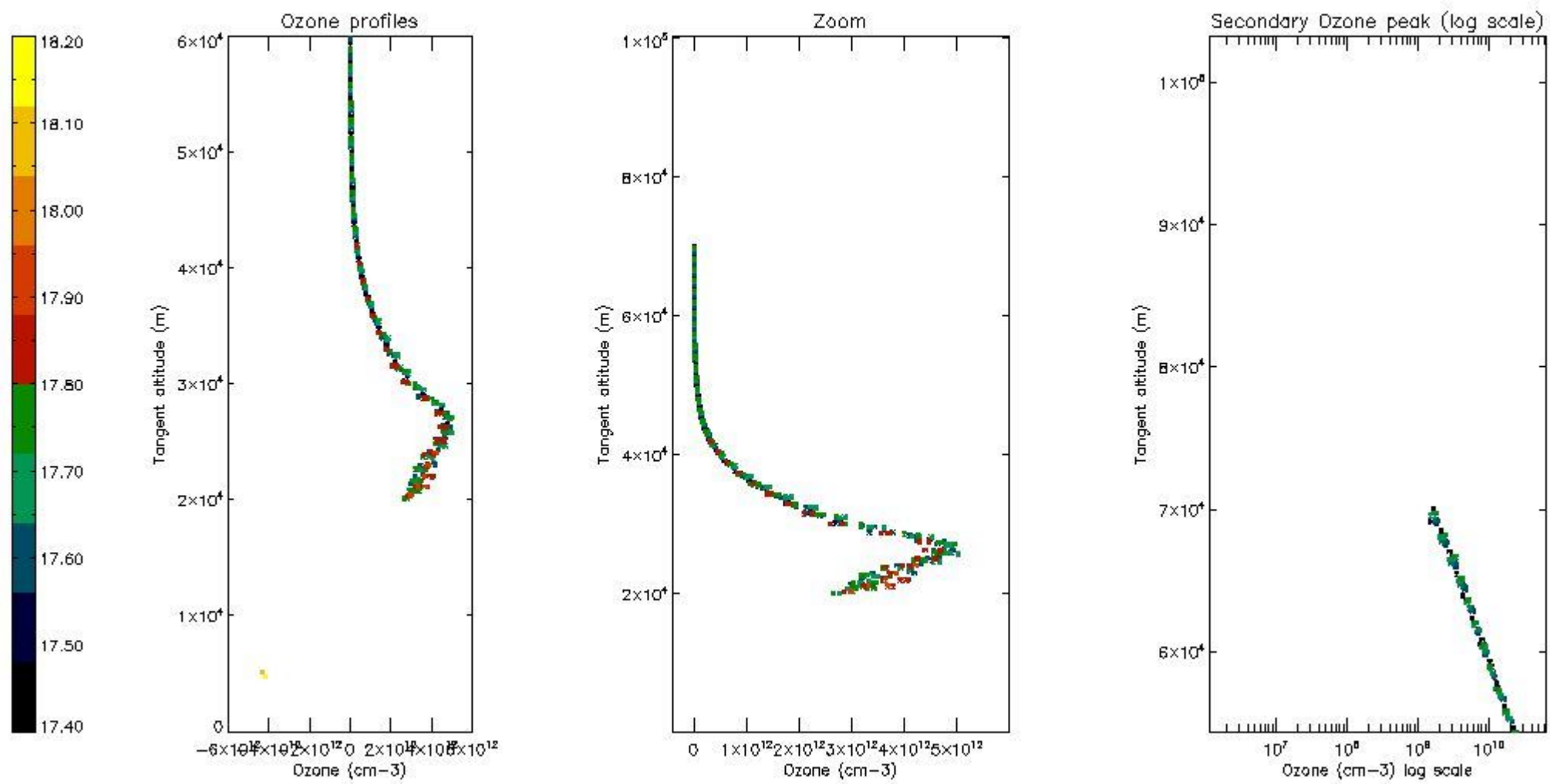
5.4 Plot ozone profiles where STD < 10% (dark without errors)

The colorbar represents the latitude.



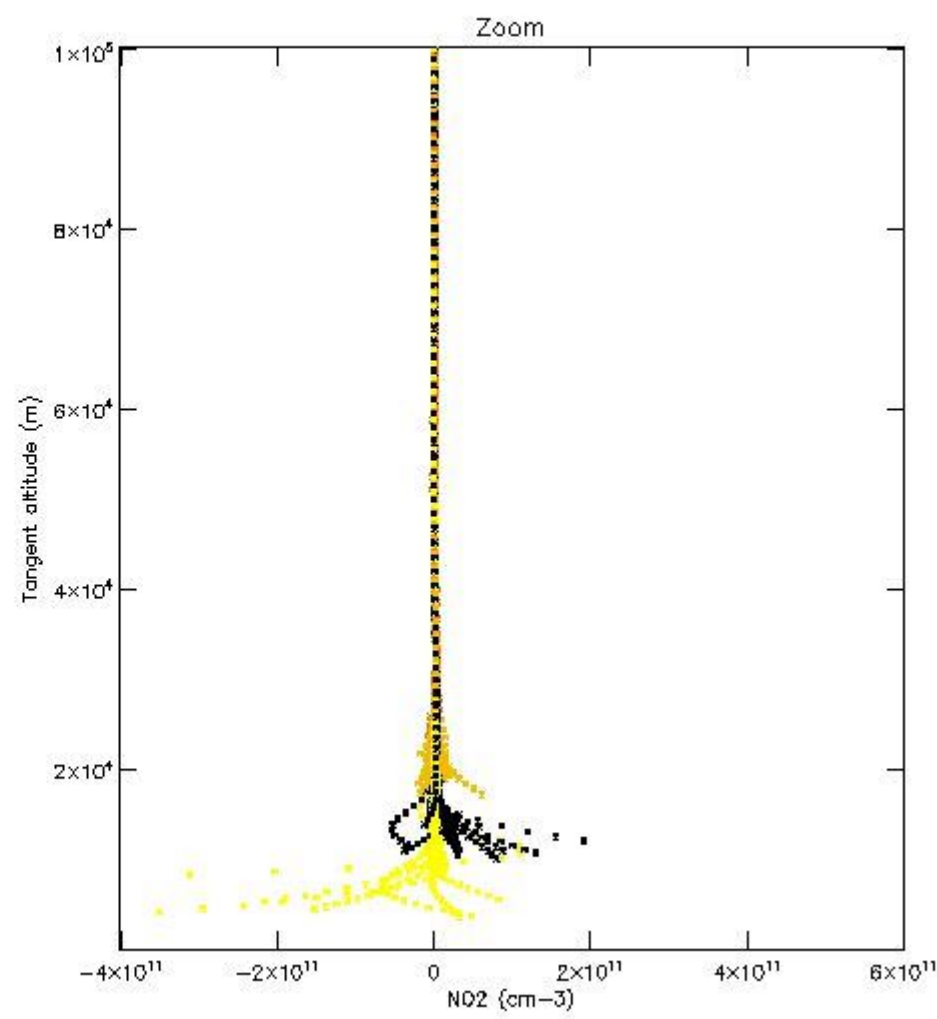
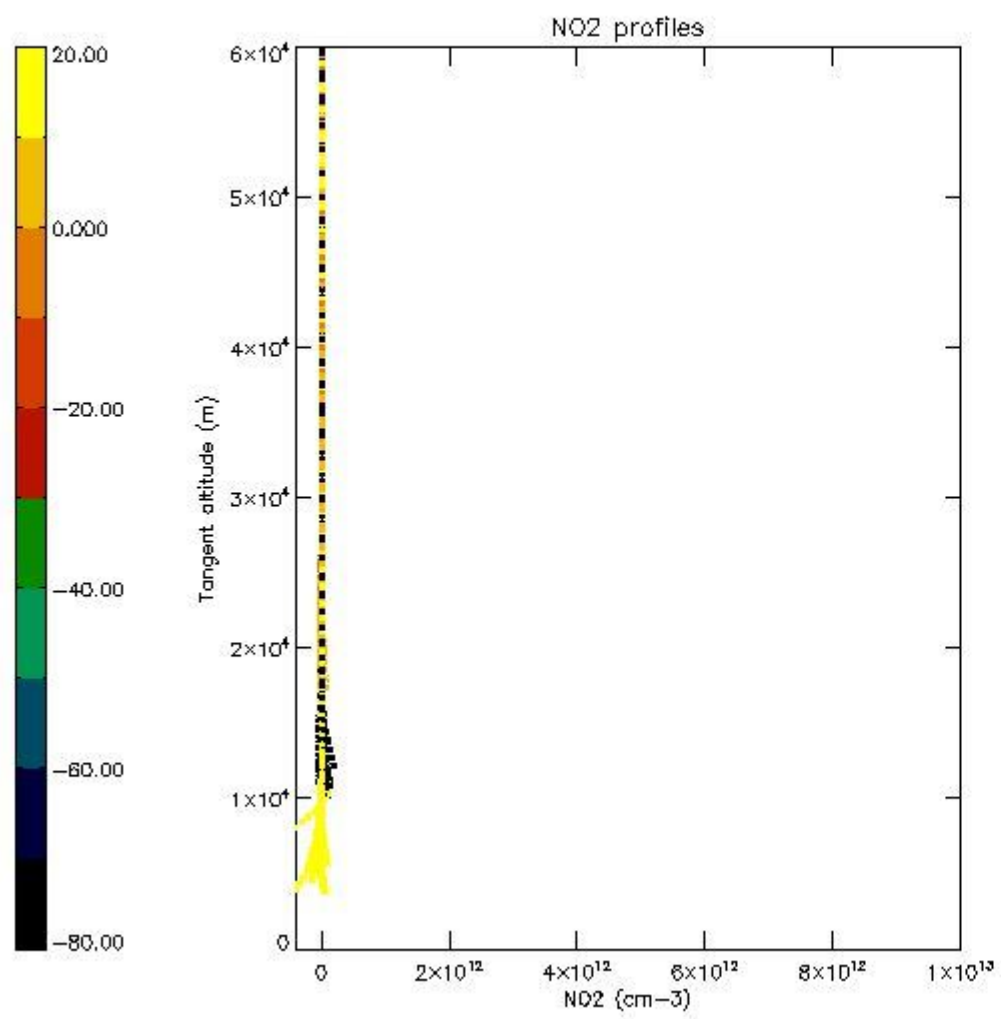
5.5 Plot ozone profiles where STD < 5% (dark without errors)

The colorbar represents the latitude.



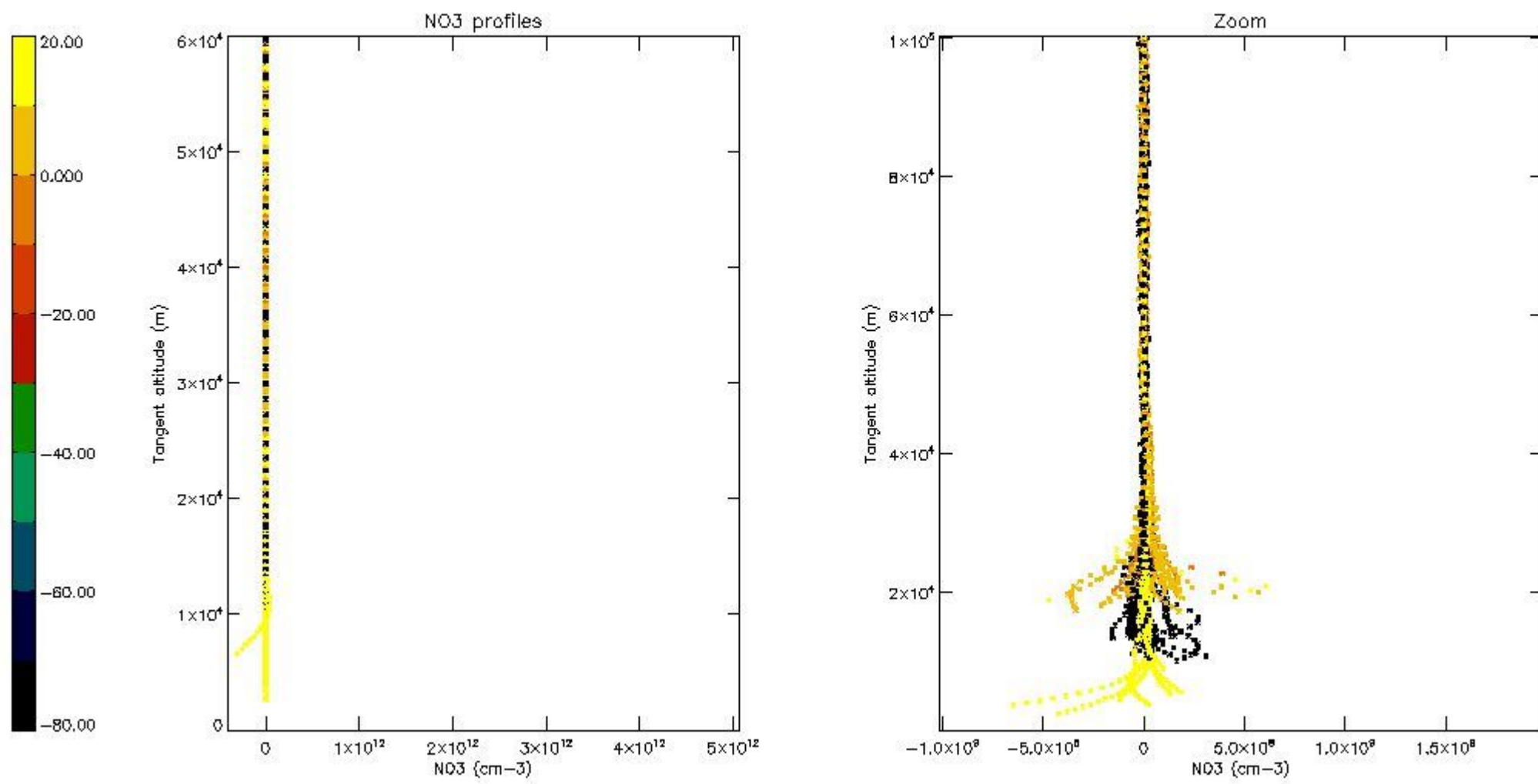
5.6 Plot NO₂ profiles for all STD (dark without errors)

The colorbar represents the latitude.



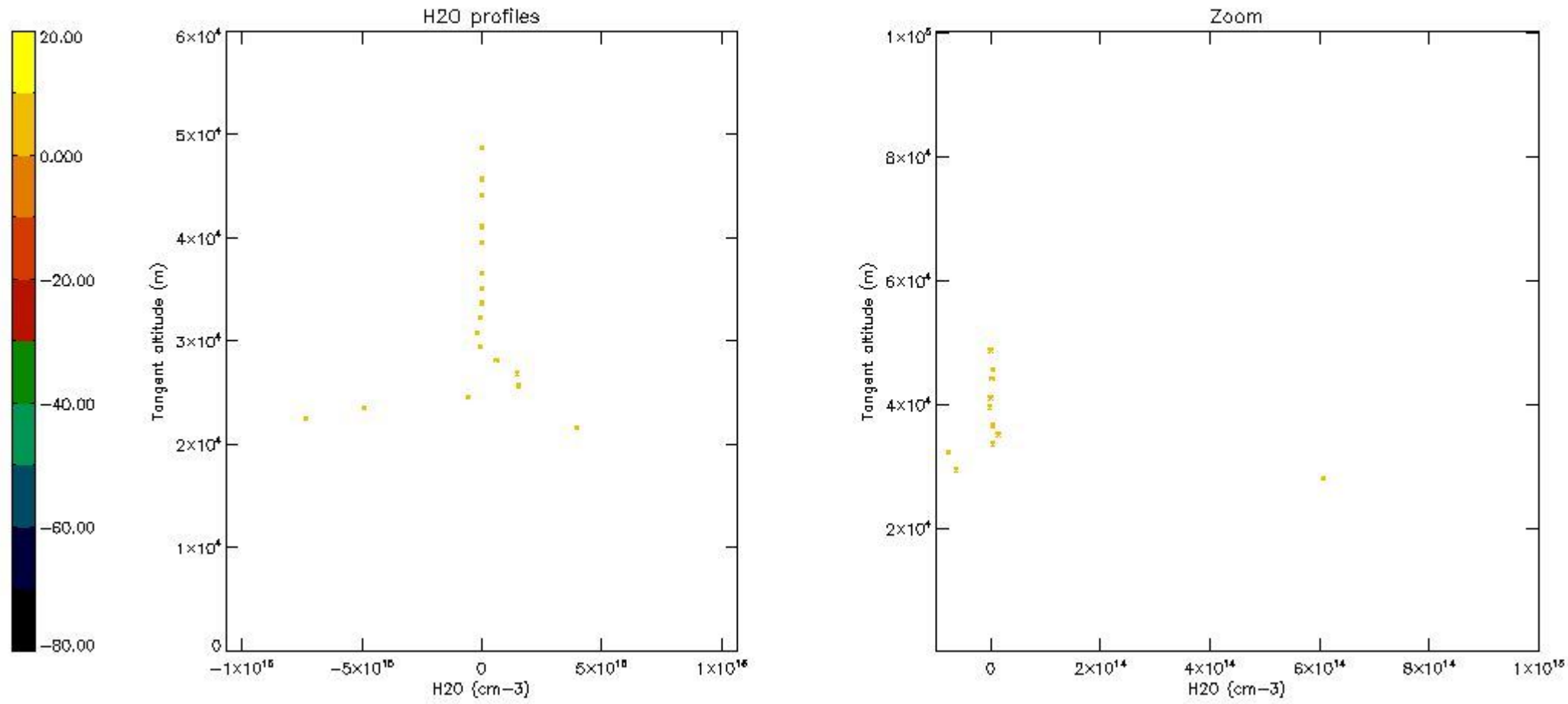
5.7 Plot NO3 profiles for all STD (dark without errors)

The colorbar represents the latitude.



5.8 Plot H2O profiles for all STD (only for occultations of stars 1,2,3,4,13,14,16,26,63 dark without errors)

The colorbar represents the latitude.



6. Auxiliary Data Files used for the production reported in section 2

The number reported in the third column indicates since which file (see list in section 2) the corresponding auxiliary file has been used. The fourth column is the date of those product files.

Type	Auxiliary Filename	Used since product	Used since product date
INST_PHYS_CHARACTERISTICS	GOM_INS_AXVIEC20091111_143220_20030716_120000_20500101_000000	1	31-MAR-2006 00:01:17
LEVEL-2_PROC_CONFIG	GOM_PR2_AXVIEC20091111_152718_20020301_000000_20500101_000000	1	31-MAR-2006 00:01:17
CROSS_SECTIONS_FILE	GOM_CRS_AXVIEC20091111_154832_20020301_000000_20500101_000000	1	31-MAR-2006 00:01:17

GOMOS Level 2 Daily Report

SUMMARY

[1. General Info](#)

[2. Summary of processed GOM_NL_2P products](#)

[3. Level 2 Quality information per product](#)

[3.1 Plot of level 2 quality information per product \(time dependant\)](#)

[3.2 Plot of level 2 quality information per product \(world map\)](#)

[4. Level 1 Quality information per product \(stored on level 2 products\)](#)

[4.1 Plot of level 1 quality information per product \(time dependant\)](#)

[4.1.1 Plot of level 1 quality information per product \(time dependant\): ASCENDING](#)

[4.1.2 Plot of level 1 quality information per product \(time dependant\): DESCENDING](#)

[4.2 Plot of level 1 quality information per product \(world map\)](#)

[4.2.1 Plot of level 1 quality information per product \(world map\): ASCENDING](#)

[4.2.2 Plot of level 1 quality information per product \(world map\): DESCENDING](#)

[5. Ozone profiles based on quality statistics and other trace gas profiles](#)

[5.1 Ozone statistics based on quality of products](#)

[5.2 Plot ozone profiles for all STD \(dark without errors\)](#)

[5.3 Plot ozone profiles where STD < 20% \(dark without errors\)](#)

[5.4. Plot ozone profiles where STD < 10% \(dark without errors\)](#)

[5.5. Plot ozone profiles where STD < 5% \(dark without errors\)](#)

[5.6 Plot NO2 profiles for all STD \(dark without errors\)](#)

[5.7 Plot NO3 profiles for all STD \(dark without errors\)](#)

[5.8 Plot H2O profiles \(only for occultations of stars 1,2,3,4,13,14,16,26,63 dark without errors\) for all STD](#)

[6. Auxiliary Data Files used for the production reported in section 2](#)

This report presents the daily analysis on parameters extracted from GOMOS level 2 data (GOM_NL__2P). It is intended to monitor some important parameters that will impact the quality of these products. A list of level 2 products (and content) that have arrived during the reporting day to the PCF is also given.

Item	Value
Time of report generation	23APR2013 17:08:07
Data source version	GOMOS/6.01
Start time of products	31-03-2006 (31MAR2006 00:00:00)
Stop time of products	01-04-2006 (01APR2006 00:00:00)
Store outputs in DB	Yes
Nb of level 2 prods	299
Nb of prods with errors	0

2. Summary of processed GOM_NL__2P products.

Nr	Filename	UTC Start time	Limb	Duration	Star Id	Star Name	Star Mag	Star Temp	Nb Meas	Orbit	Prod. error
1	GOM_NL__2PRFIN20060331_000117_000000392046_00245_21341_8714.N1	31-MAR-2006 00:01:17	Bright	39.000	60	7Bet UMi	2.0810	3950.0	78	21341	No
2	GOM_NL__2PRFIN20060331_000253_000000322046_00245_21341_8715.N1	31-MAR-2006 00:02:53	Bright	32.000	49	1Alp UMi	1.9900	6300.0	64	21341	No
3	GOM_NL__2PRFIN20060331_001036_000000452046_00245_21341_8716.N1	31-MAR-2006 00:10:36	Bright	44.500	89	5Alp Cep	2.4510	8000.0	89	21341	No
4	GOM_NL__2PRFIN20060331_001547_000000412046_00245_21341_8717.N1	31-MAR-2006 00:15:47	Bright	41.000	19	50Alp Cyg	1.2460	10500.	82	21341	No
5	GOM_NL__2PRFIN20060331_001926_000000432046_00245_21341_8718.N1	31-MAR-2006 00:19:26	Bright	42.500	92	53Eps Cyg	2.5000	4500.0	85	21341	No
6	GOM_NL__2PRFIN20060331_002556_000000452046_00245_21341_8719.N1	31-MAR-2006 00:25:56	Bright	44.500	61	8Eps Peg	2.1000	3900.0	89	21341	No
7	GOM_NL__2PRFIN20060331_003030_000000422046_00245_21341_8720.N1	31-MAR-2006 00:30:30	Dark	42.000	154	22Bet Aqr	2.8990	5700.0	84	21341	No
8	GOM_NL__2PRFIN20060331_005131_000000422046_00246_21342_8700.N1	31-MAR-2006 00:51:31	Dark	42.000	141	Bet Ara	2.8400	4600.0	84	21342	No
9	GOM_NL__2PRFIN20060331_005437_000000412046_00246_21342_8701.N1	31-MAR-2006 00:54:37	Dark	40.500	134	Bet TrA	2.8100	6600.0	81	21342	No
10	GOM_NL__2PRFIN20060331_005716_000000542046_00246_21342_8702.N1	31-MAR-2006 00:57:16	Dark	53.500	4	Alp1Cen	-0.010000	5800.0	107	21342	No
11	GOM_NL__2PRFIN20060331_005959_000000482046_00246_21342_8703.N1	31-MAR-2006 00:59:59	Straylight	48.000	78	Alp Lup	2.3040	28000.	96	21342	No
12	GOM_NL__2PRFIN20060331_010136_000000412046_00246_21342_8704.N1	31-MAR-2006 01:01:36	Straylight	41.000	95	Zet Cen	2.5450	26000.	82	21342	No
13	GOM_NL__2PRFIN20060331_010259_000000412046_00246_21342_8705.N1	31-MAR-2006 01:02:59	Straylight	41.000	64	Gam Cen	2.2000	10600.	82	21342	No
14	GOM_NL__2PRFIN20060331_010532_000000432046_00246_21342_8706.N1	31-MAR-2006 01:05:32	Straylight	43.000	123	lot Cen	2.7500	10200.	86	21342	No
15	GOM_NL__2PRFIN20060331_011026_000000442046_00246_21342_8707.N1	31-MAR-2006 01:10:26	Twilight	44.000	106	9Bet Crv	2.6480	5600.0	88	21342	No
16	GOM_NL__2PRFIN20060331_011225_000000422046_00246_21342_8708.N1	31-MAR-2006 01:12:25	Twilight	41.500	100	4Gam Crv	2.5800	13100.	83	21342	No
17	GOM_NL__2PRFIN20060331_012212_000000392046_00246_21342_8709.N1	31-MAR-2006 01:22:12	Bright	38.500	62	94Bet Leo	2.1360	9700.0	77	21342	No
18	GOM_NL__2PRFIN20060331_012347_000000362046_00246_21342_8710.N1	31-MAR-2006 01:23:47	Bright	36.000	96	68Del Leo	2.5600	9300.0	72	21342	No
19	GOM_NL__2PRFIN20060331_013037_000000362046_00246_21342_8711.N1	31-MAR-2006 01:30:37	Bright	36.000	174	52Psi UMa	3.0040	4400.0	72	21342	No
20	GOM_NL__2PRFIN20060331_013341_000000392046_00246_21342_8712.N1	31-MAR-2006 01:33:41	Bright	38.500	87	64Gam UMa	2.4330	11000.	77	21342	No
21	GOM_NL__2PRFIN20060331_013528_000000372046_00246_21342_8713.N1	31-MAR-2006 01:35:28	Bright	36.500	36	50Alp UMa	1.8000	6300.0	73	21342	No
22	GOM_NL__2PRFIN20060331_014152_000000372046_00246_21342_8714.N1	31-MAR-2006 01:41:52	Bright	37.000	60	7Bet UMi	2.0810	3950.0	74	21342	No
23	GOM_NL__2PRFIN20060331_014329_000000332046_00246_21342_8715.N1	31-MAR-2006 01:43:29	Bright	32.500	49	1Alp UMi	1.9900	6300.0	65	21342	No
24	GOM_NL__2PRFIN20060331_015112_000000372046_00246_21342_8716.N1	31-MAR-2006 01:51:12	Bright	37.000	89	5Alp Cep	2.4510	8000.0	74	21342	No
25	GOM_NL__2PRFIN20060331_015623_000000402046_00246_21342_8717.N1	31-MAR-2006 01:56:23	Bright	39.500	19	50Alp Cyg	1.2460	10500.	79	21342	No
26	GOM_NL__2PRFIN20060331_020002_000000432046_00246_21342_8718.N1	31-MAR-2006 02:00:02	Bright	43.000	92	53Eps Cyg	2.5000	4500.0	86	21342	No
27	GOM_NL__2PRFIN20060331_020632_000000452046_00246_21342_8719.N1	31-MAR-2006 02:06:32	Bright	45.000	61	8Eps Peg	2.1000	3900.0	90	21342	No
28	GOM_NL__2PRFIN20060331_021106_000000412046_00246_21342_8720.N1	31-MAR-2006 02:11:06	Dark	41.000	154	22Bet Aqr	2.8990	5700.0	82	21342	No
29	GOM_NL__2PRFIN20060331_023208_000000422046_00247_21343_8700.N1	31-MAR-2006 02:32:08	Dark	41.500	141	Bet Ara	2.8400	4600.0	83	21343	No
30	GOM_NL__2PRFIN20060331_023513_000000392046_00247_21343_8701.N1	31-MAR-2006 02:35:13	Dark	39.000	134	Bet TrA	2.8100	6600.0	78	21343	No
31	GOM_NL__2PRFIN20060331_023753_000000462046_00247_21343_8702.N1	31-MAR-2006 02:37:53	Dark	46.000	4	Alp1Cen	-0.010000	5800.0	92	21343	No
32	GOM_NL__2PRFIN20060331_024035_000000442046_00247_21343_8703.N1	31-MAR-2006 02:40:35	Straylight	44.000	78	Alp Lup	2.3040	28000.	88	21343	No
33	GOM_NL__2PRFIN20060331_024212_000000422046_00247_21343_8704.N1	31-MAR-2006 02:42:12	Straylight	42.000	95	Zet Cen	2.5450	26000.	84	21343	No
34	GOM_NL__2PRFIN20060331_024335_000000422046_00247_21343_8705.N1	31-MAR-2006 02:43:35	Straylight	42.000	64	Gam Cen	2.2000	10600.	84	21343	No
35	GOM_NL__2PRFIN20060331_024608_000000472046_00247_21343_8706.N1	31-MAR-2006 02:46:08	Straylight	47.000	123	lot Cen	2.7500	10200.	94	21343	No
36	GOM_NL__2PRFIN20060331_025102_000000452046_00247_21343_8707.N1	31-MAR-2006 02:51:02	Twilight	44.500	106	9Bet Crv	2.6480	5600.0	89	21343	No
37	GOM_NL__2PRFIN20060331_025301_000000422046_00247_21343_8708.N1	31-MAR-2006 02:53:01	Twilight	42.000	100	4Gam Crv	2.5800	13100.	84	21343	No
38	GOM_NL__2PRFIN20060331_030248_000000392046_00247_21343_8709.N1	31-MAR-2006 03:02:48	Bright	39.000	62	94Bet Leo	2.1360	9700.0	78	21343	No
39	GOM_NL__2PRFIN20060331_030422_000000372046_00247_21343_8710.N1	31-MAR-2006 03:04:22	Bright	37.000	96	68Del Leo	2.5600	9300.0	74	21343	No
40	GOM_NL__2PRFIN20060331_031113_000000372046_00247_21343_8711.N1	31-MAR-2006 03:11:13	Bright	36.500	174	52Psi UMa	3.0040	4400.0	73	21343	No
41	GOM_NL__2PRFIN20060331_031417_000000372046_00247_21343_8712.N1	31-MAR-2006 03:14:17	Bright	37.000	87	64Gam UMa	2.4330	11000.	74	21343	No
42	GOM_NL__2PRFIN20060331_031604_000000392046_00247_21343_8713.N1	31-MAR-2006 03:16:04	Bright	39.000	36	50Alp UMa	1.8000	6300.0	78	21343	No

43	GOM_NL__2PRFIN20060331_032228_000000402046_00247_21343_8714.N1	31-MAR-2006 03:22:28	Bright	39.500	60	7Bet UMi	2.0810	3950.0	79	21343	No
44	GOM_NL__2PRFIN20060331_032405_000000342046_00247_21343_8715.N1	31-MAR-2006 03:24:05	Bright	33.500	49	1Alp UMi	1.9900	6300.0	67	21343	No
45	GOM_NL__2PRFIN20060331_033148_000000372046_00247_21343_8716.N1	31-MAR-2006 03:31:48	Bright	37.000	89	5Alp Cep	2.4510	8000.0	74	21343	No
46	GOM_NL__2PRFIN20060331_033659_000000412046_00247_21343_8717.N1	31-MAR-2006 03:36:59	Bright	40.500	19	50Alp Cyg	1.2460	10500.	81	21343	No
47	GOM_NL__2PRFIN20060331_034038_000000422046_00247_21343_8718.N1	31-MAR-2006 03:40:38	Bright	42.000	92	53Eps Cyg	2.5000	4500.0	84	21343	No
48	GOM_NL__2PRFIN20060331_034708_000000462046_00247_21343_8719.N1	31-MAR-2006 03:47:08	Bright	46.000	61	8Eps Peg	2.1000	3900.0	92	21343	No
49	GOM_NL__2PRFIN20060331_035142_000000412046_00247_21343_8720.N1	31-MAR-2006 03:51:42	Dark	40.500	154	22Bet Aqr	2.8990	5700.0	81	21343	No
50	GOM_NL__2PRFIN20060331_041244_000000422046_00248_21344_8700.N1	31-MAR-2006 04:12:44	Dark	42.000	141	Bet Ara	2.8400	4600.0	84	21344	No
51	GOM_NL__2PRFIN20060331_041550_000000382046_00248_21344_8701.N1	31-MAR-2006 04:15:50	Dark	37.500	134	Bet TrA	2.8100	6600.0	75	21344	No
52	GOM_NL__2PRFIN20060331_041829_000000552046_00248_21344_8702.N1	31-MAR-2006 04:18:29	Dark	54.500	4	Alp1Cen	-0.010000	5800.0	109	21344	No
53	GOM_NL__2PRFIN20060331_042112_000000452046_00248_21344_8703.N1	31-MAR-2006 04:21:12	Straylight	44.500	78	Alp Lup	2.3040	28000.	89	21344	No
54	GOM_NL__2PRFIN20060331_042249_000000412046_00248_21344_8704.N1	31-MAR-2006 04:22:49	Straylight	41.000	95	Zet Cen	2.5450	26000.	82	21344	No
55	GOM_NL__2PRFIN20060331_042411_000000382046_00248_21344_8705.N1	31-MAR-2006 04:24:11	Straylight	37.500	64	Gam Cen	2.2000	10600.	75	21344	No
56	GOM_NL__2PRFIN20060331_042644_000000452046_00248_21344_8706.N1	31-MAR-2006 04:26:44	Straylight	44.500	123	Iot Cen	2.7500	10200.	89	21344	No
57	GOM_NL__2PRFIN20060331_043138_000000452046_00248_21344_8707.N1	31-MAR-2006 04:31:38	Twl_and_stray	44.500	106	9Bet Crv	2.6480	5600.0	89	21344	No
58	GOM_NL__2PRFIN20060331_043337_000000432046_00248_21344_8708.N1	31-MAR-2006 04:33:37	Twl_and_stray	42.500	100	4Gam Crv	2.5800	13100.	85	21344	No
59	GOM_NL__2PRFIN20060331_044324_000000392046_00248_21344_8709.N1	31-MAR-2006 04:43:24	Bright	39.000	62	94Bet Leo	2.1360	9700.0	78	21344	No
60	GOM_NL__2PRFIN20060331_044459_000000372046_00248_21344_8710.N1	31-MAR-2006 04:44:59	Bright	36.500	96	68Del Leo	2.5600	9300.0	73	21344	No
61	GOM_NL__2PRFIN20060331_045149_000000352046_00248_21344_8711.N1	31-MAR-2006 04:51:49	Bright	34.500	174	52Psi UMa	3.0040	4400.0	69	21344	No
62	GOM_NL__2PRFIN20060331_045453_000000562046_00248_21344_8712.N1	31-MAR-2006 04:54:53	Bright	56.000	87	64Gam UMa	2.4330	11000.	112	21344	No
63	GOM_NL__2PRFIN20060331_045640_000000382046_00248_21344_8713.N1	31-MAR-2006 04:56:40	Bright	37.500	36	50Alp UMa	1.8000	6300.0	75	21344	No
64	GOM_NL__2PRFIN20060331_050304_000000402046_00248_21344_8714.N1	31-MAR-2006 05:03:04	Bright	39.500	60	7Bet UMi	2.0810	3950.0	79	21344	No
65	GOM_NL__2PRFIN20060331_050441_000000342046_00248_21344_8715.N1	31-MAR-2006 05:04:41	Bright	34.000	49	1Alp UMi	1.9900	6300.0	68	21344	No
66	GOM_NL__2PRFIN20060331_051224_000000422046_00248_21344_8716.N1	31-MAR-2006 05:12:24	Bright	41.500	89	5Alp Cep	2.4510	8000.0	83	21344	No
67	GOM_NL__2PRFIN20060331_051735_000000402046_00248_21344_8717.N1	31-MAR-2006 05:17:35	Bright	40.000	19	50Alp Cyg	1.2460	10500.	80	21344	No
68	GOM_NL__2PRFIN20060331_052114_000000422046_00248_21344_8718.N1	31-MAR-2006 05:21:14	Bright	42.000	92	53Eps Cyg	2.5000	4500.0	84	21344	No
69	GOM_NL__2PRFIN20060331_052744_000000532046_00248_21344_8719.N1	31-MAR-2006 05:27:44	Bright	53.000	61	8Eps Peg	2.1000	3900.0	106	21344	No
70	GOM_NL__2PRFIN20060331_053219_000000412046_00248_21344_8720.N1	31-MAR-2006 05:32:19	Dark	40.500	154	22Bet Aqr	2.8990	5700.0	81	21344	No
71	GOM_NL__2PRFIN20060331_055321_000000432046_00249_21345_8700.N1	31-MAR-2006 05:53:21	Dark	42.500	141	Bet Ara	2.8400	4600.0	85	21345	No
72	GOM_NL__2PRFIN20060331_055626_000000392046_00249_21345_8701.N1	31-MAR-2006 05:56:26	Dark	39.000	134	Bet TrA	2.8100	6600.0	78	21345	No
73	GOM_NL__2PRFIN20060331_055906_000000562046_00249_21345_8702.N1	31-MAR-2006 05:59:06	Dark	56.000	4	Alp1Cen	-0.010000	5800.0	112	21345	No
74	GOM_NL__2PRFIN20060331_060148_000000442046_00249_21345_8703.N1	31-MAR-2006 06:01:48	Straylight	44.000	78	Alp Lup	2.3040	28000.	88	21345	No
75	GOM_NL__2PRFIN20060331_060325_000000412046_00249_21345_8704.N1	31-MAR-2006 06:03:25	Straylight	41.000	95	Zet Cen	2.5450	26000.	82	21345	No
76	GOM_NL__2PRFIN20060331_060448_000000412046_00249_21345_8705.N1	31-MAR-2006 06:04:48	Straylight	40.500	64	Gam Cen	2.2000	10600.	81	21345	No
77	GOM_NL__2PRFIN20060331_060721_000000432046_00249_21345_8706.N1	31-MAR-2006 06:07:21	Straylight	43.000	123	Iot Cen	2.7500	10200.	86	21345	No
78	GOM_NL__2PRFIN20060331_061215_000000472046_00249_21345_8707.N1	31-MAR-2006 06:12:15	Twl_and_stray	46.500	106	9Bet Crv	2.6480	5600.0	93	21345	No
79	GOM_NL__2PRFIN20060331_061414_000000442046_00249_21345_8708.N1	31-MAR-2006 06:14:14	Twl_and_stray	44.000	100	4Gam Crv	2.5800	13100.	88	21345	No
80	GOM_NL__2PRFIN20060331_062359_000000392046_00249_21345_8709.N1	31-MAR-2006 06:23:59	Bright	39.000	62	94Bet Leo	2.1360	9700.0	78	21345	No
81	GOM_NL__2PRFIN20060331_062535_000000372046_00249_21345_8710.N1	31-MAR-2006 06:25:35	Bright	36.500	96	68Del Leo	2.5600	9300.0	73	21345	No
82	GOM_NL__2PRFIN20060331_063225_000000382046_00249_21345_8711.N1	31-MAR-2006 06:32:25	Bright	37.500	174	52Psi UMa	3.0040	4400.0	75	21345	No
83	GOM_NL__2PRFIN20060331_063529_000000372046_00249_21345_8712.N1	31-MAR-2006 06:35:29	Bright	36.500	87	64Gam UMa	2.4330	11000.	73	21345	No
84	GOM_NL__2PRFIN20060331_063716_000000362046_00249_21345_8713.N1	31-MAR-2006 06:37:16	Bright	36.000	36	50Alp UMa	1.8000	6300.0	72	21345	No
85	GOM_NL__2PRFIN20060331_064339_000000402046_00249_21345_8714.N1	31-MAR-2006 06:43:39	Bright	40.000	60	7Bet UMi	2.0810	3950.0	80	21345	No
86	GOM_NL__2PRFIN20060331_064517_000000352046_00249_21345_8715.N1	31-MAR-2006 06:45:17	Bright	35.000	49	1Alp UMi	1.9900	6300.0	70	21345	No
87	GOM_NL__2PRFIN20060331_065300_000000382046_00249_21345_8716.N1	31-MAR-2006 06:53:00	Bright	37.500	89	5Alp Cep	2.4510	8000.0	75	21345	No
88	GOM_NL__2PRFIN20060331_065811_000000422046_00249_21345_8717.N1	31-MAR-2006 06:58:11	Bright	41.500	19	50Alp Cyg	1.2460	10500.	83	21345	No
89	GOM_NL__2PRFIN20060331_070150_000000422046_00249_21345_8718.N1	31-MAR-2006 07:01:50	Bright	42.000	92	53Eps Cyg	2.5000	4500.0	84	21345	No
90	GOM_NL__2PRFIN20060331_070821_000000432046_00249_21345_8719.N1	31-MAR-2006 07:08:21	Bright	43.000	61	8Eps Peg	2.1000	3900.0	86	21345	No
91	GOM_NL__2PRFIN20060331_071255_000000412046_00249_21345_8720.N1	31-MAR-2006 07:12:55	Dark	41.000	154	22Bet Aqr	2.8990	5700.0	82	21345	No
92	GOM_NL__2PRFIN20060331_073358_000000402046_00250_21346_8700.N1	31-MAR-2006 07:33:58	Dark	40.000	141	Bet Ara	2.8400	4600.0	80	21346	No
93	GOM_NL__2PRFIN20060331_073703_000000402046_00250_21346_8701.N1	31-MAR-2006 07:37:03	Dark	39.500	134	Bet TrA	2.8100	6600.0	79	21346	No
94	GOM_NL__2PRFIN20060331_073942_000000452046_00250_21346_8702.N1	31-MAR-2006 07:39:42	Dark	45.000	4	Alp1Cen	-0.010000	5800.0	90	21346	No
95	GOM_NL__2PRFIN20060331_074225_000000452046_00250_21346_8703.N1	31-MAR-2006 07:42:25	Straylight	45.000	78	Alp Lup	2.3040	28000.	90	21346	No
96	GOM_NL__2PRFIN20060331_074524_000000392046_00250_21346_8704.N1	31-MAR-2006 07:45:24	Straylight	38.500	64	Gam Cen	2.2000	10600.	77	21346	No
97	GOM_NL__2PRFIN20060331_074757_000000462046_00250_21346_8705.N1	31-MAR-2006 07:47:57	Straylight	45.500	123	Iot Cen	2.7500	10200.	91	21346	No
98	GOM_NL__2PRFIN20060331_075251_000000462046_00250_21346_8706.N1	31-MAR-2006 07:52:51	Twl_and_stray	46.000	106	9Bet Crv	2.6480	5600.0	92	21346	No
99	GOM_NL__2PRFIN20060331_075450_000000432046_00250_21346_8707.N1	31-MAR-2006 07:54:50	Twl_and_stray	42.500	100	4Gam Crv	2.5800	13100.	85	21346	No
100	GOM_NL__2PRFIN20060331_080435_000000382046_00250_21346_8708.N1	31-MAR-2006 08:04:35	Bright	38.000	62	94Bet Leo	2.1360	9700.0	76	21346	No
101	GOM_NL__2PRFIN20060331_080611_000000372046_00250_21346_8709.N1	31-MAR-2006 08:06:11	Bright	37.000	96	68Del Leo	2.5600	9300.0	74	21346	No

102	GOM_NL__2PRFIN20060331_081300_000000362046_00250_21346_8710.N1	31-MAR-2006 08:13:00	Bright	36.000	174	52Psi UMa	3.0040	4400.0	72	21346	No
103	GOM_NL__2PRFIN20060331_081604_000000372046_00250_21346_8711.N1	31-MAR-2006 08:16:04	Bright	37.000	87	64Gam UMa	2.4330	11000.	74	21346	No
104	GOM_NL__2PRFIN20060331_081752_000000372046_00250_21346_8712.N1	31-MAR-2006 08:17:52	Bright	37.000	36	50Alp UMa	1.8000	6300.0	74	21346	No
105	GOM_NL__2PRFIN20060331_082415_000000402046_00250_21346_8713.N1	31-MAR-2006 08:24:15	Bright	39.500	60	7Bet UMi	2.0810	3950.0	79	21346	No
106	GOM_NL__2PRFIN20060331_082553_000000362046_00250_21346_8714.N1	31-MAR-2006 08:25:53	Bright	35.500	49	1Alp UMi	1.9900	6300.0	71	21346	No
107	GOM_NL__2PRFIN20060331_083336_000000382046_00250_21346_8715.N1	31-MAR-2006 08:33:36	Bright	37.500	89	5Alp Cep	2.4510	8000.0	75	21346	No
108	GOM_NL__2PRFIN20060331_083847_000000422046_00250_21346_8716.N1	31-MAR-2006 08:38:47	Bright	42.000	19	50Alp Cyg	1.2460	10500.	84	21346	No
109	GOM_NL__2PRFIN20060331_084226_000000422046_00250_21346_8717.N1	31-MAR-2006 08:42:26	Bright	42.000	92	53Eps Cyg	2.5000	4500.0	84	21346	No
110	GOM_NL__2PRFIN20060331_084857_000000442046_00250_21346_8718.N1	31-MAR-2006 08:48:57	Bright	44.000	61	8Eps Peg	2.1000	3900.0	88	21346	No
111	GOM_NL__2PRFIN20060331_085331_000000442046_00250_21346_8719.N1	31-MAR-2006 08:53:31	Dark	43.500	154	22Bet Aqr	2.8990	5700.0	87	21346	No
112	GOM_NL__2PRFIN20060331_091435_000000422046_00251_21347_8700.N1	31-MAR-2006 09:14:35	Dark	42.000	141	Bet Ara	2.8400	4600.0	84	21347	No
113	GOM_NL__2PRFIN20060331_091739_000000392046_00251_21347_8701.N1	31-MAR-2006 09:17:39	Dark	39.000	134	Bet TrA	2.8100	6600.0	78	21347	No
114	GOM_NL__2PRFIN20060331_092019_000000442046_00251_21347_8702.N1	31-MAR-2006 09:20:19	Dark	44.000	4	Alp1Cen	-0.010000	5800.0	88	21347	No
115	GOM_NL__2PRFIN20060331_092302_000000432046_00251_21347_8703.N1	31-MAR-2006 09:23:02	Straylight	42.500	78	Alp Lup	2.3040	28000.	85	21347	No
116	GOM_NL__2PRFIN20060331_092600_000000382046_00251_21347_8704.N1	31-MAR-2006 09:26:00	Straylight	38.000	64	Gam Cen	2.2000	10600.	76	21347	No
117	GOM_NL__2PRFIN20060331_092834_000000422046_00251_21347_8705.N1	31-MAR-2006 09:28:34	Straylight	42.000	123	Iot Cen	2.7500	10200.	84	21347	No
118	GOM_NL__2PRFIN20060331_093327_000000452046_00251_21347_8706.N1	31-MAR-2006 09:33:27	Tw_i_and_stray	44.500	106	9Bet Crv	2.6480	5600.0	89	21347	No
119	GOM_NL__2PRFIN20060331_093526_000000422046_00251_21347_8707.N1	31-MAR-2006 09:35:26	Tw_i_and_stray	41.500	100	4Gam Crv	2.5800	13100.	83	21347	No
120	GOM_NL__2PRFIN20060331_094511_000000402046_00251_21347_8708.N1	31-MAR-2006 09:45:11	Bright	39.500	62	94Bet Leo	2.1360	9700.0	79	21347	No
121	GOM_NL__2PRFIN20060331_094646_000000372046_00251_21347_8709.N1	31-MAR-2006 09:46:46	Bright	37.000	96	68Del Leo	2.5600	9300.0	74	21347	No
122	GOM_NL__2PRFIN20060331_095336_000000372046_00251_21347_8710.N1	31-MAR-2006 09:53:36	Bright	36.500	174	52Psi UMa	3.0040	4400.0	73	21347	No
123	GOM_NL__2PRFIN20060331_095640_000000392046_00251_21347_8711.N1	31-MAR-2006 09:56:40	Bright	38.500	87	64Gam UMa	2.4330	11000.	77	21347	No
124	GOM_NL__2PRFIN20060331_095828_000000352046_00251_21347_8712.N1	31-MAR-2006 09:58:28	Bright	35.000	36	50Alp UMa	1.8000	6300.0	70	21347	No
125	GOM_NL__2PRFIN20060331_100451_000000402046_00251_21347_8713.N1	31-MAR-2006 10:04:51	Bright	39.500	60	7Bet UMi	2.0810	3950.0	79	21347	No
126	GOM_NL__2PRFIN20060331_100629_000000362046_00251_21347_8714.N1	31-MAR-2006 10:06:29	Bright	36.000	49	1Alp UMi	1.9900	6300.0	72	21347	No
127	GOM_NL__2PRFIN20060331_101412_000000382046_00251_21347_8715.N1	31-MAR-2006 10:14:12	Bright	37.500	89	5Alp Cep	2.4510	8000.0	75	21347	No
128	GOM_NL__2PRFIN20060331_101923_000000402046_00251_21347_8716.N1	31-MAR-2006 10:19:23	Bright	39.500	19	50Alp Cyg	1.2460	10500.	79	21347	No
129	GOM_NL__2PRFIN20060331_102302_000000422046_00251_21347_8717.N1	31-MAR-2006 10:23:02	Bright	41.500	92	53Eps Cyg	2.5000	4500.0	83	21347	No
130	GOM_NL__2PRFIN20060331_102933_000000462046_00251_21347_8718.N1	31-MAR-2006 10:29:33	Bright	45.500	61	8Eps Peg	2.1000	3900.0	91	21347	No
131	GOM_NL__2PRFIN20060331_103407_000000442046_00251_21347_8719.N1	31-MAR-2006 10:34:07	Dark	43.500	154	22Bet Aqr	2.8990	5700.0	87	21347	No
132	GOM_NL__2PRFIN20060331_105511_000000422046_00252_21348_8720.N1	31-MAR-2006 10:55:11	Dark	41.500	141	Bet Ara	2.8400	4600.0	83	21348	No
133	GOM_NL__2PRFIN20060331_105816_000000392046_00252_21348_8721.N1	31-MAR-2006 10:58:16	Dark	39.000	134	Bet TrA	2.8100	6600.0	78	21348	No
134	GOM_NL__2PRFIN20060331_110055_000000542046_00252_21348_8722.N1	31-MAR-2006 11:00:55	Dark	54.000	4	Alp1Cen	-0.010000	5800.0	108	21348	No
135	GOM_NL__2PRFIN20060331_110338_000000442046_00252_21348_8723.N1	31-MAR-2006 11:03:38	Straylight	44.000	78	Alp Lup	2.3040	28000.	88	21348	No
136	GOM_NL__2PRFIN20060331_110514_000000262046_00252_21348_8724.N1	31-MAR-2006 11:05:14	Straylight	26.000	81	Eta Cen	2.3560	28000.	52	21348	No
137	GOM_NL__2PRFIN20060331_110636_000000412046_00252_21348_8725.N1	31-MAR-2006 11:06:36	Straylight	41.000	64	Gam Cen	2.2000	10600.	82	21348	No
138	GOM_NL__2PRFIN20060331_110910_000000412046_00252_21348_8726.N1	31-MAR-2006 11:09:10	Straylight	41.000	123	Iot Cen	2.7500	10200.	82	21348	No
139	GOM_NL__2PRFIN20060331_111403_000000452046_00252_21348_8727.N1	31-MAR-2006 11:14:03	Tw_i_and_stray	45.000	106	9Bet Crv	2.6480	5600.0	90	21348	No
140	GOM_NL__2PRFIN20060331_111602_000000422046_00252_21348_8728.N1	31-MAR-2006 11:16:02	Tw_i_and_stray	42.000	100	4Gam Crv	2.5800	13100.	84	21348	No
141	GOM_NL__2PRFIN20060331_112547_000000382046_00252_21348_8729.N1	31-MAR-2006 11:25:47	Bright	37.500	62	94Bet Leo	2.1360	9700.0	75	21348	No
142	GOM_NL__2PRFIN20060331_112722_000000372046_00252_21348_8730.N1	31-MAR-2006 11:27:22	Bright	36.500	96	68Del Leo	2.5600	9300.0	73	21348	No
143	GOM_NL__2PRFIN20060331_113412_000000382046_00252_21348_8731.N1	31-MAR-2006 11:34:12	Bright	37.500	174	52Psi UMa	3.0040	4400.0	75	21348	No
144	GOM_NL__2PRFIN20060331_113716_000000382046_00252_21348_8732.N1	31-MAR-2006 11:37:16	Bright	37.500	87	64Gam UMa	2.4330	11000.	75	21348	No
145	GOM_NL__2PRFIN20060331_113904_000000382046_00252_21348_8733.N1	31-MAR-2006 11:39:04	Bright	37.500	36	50Alp UMa	1.8000	6300.0	75	21348	No
146	GOM_NL__2PRFIN20060331_114526_000000402046_00252_21348_8734.N1	31-MAR-2006 11:45:26	Bright	39.500	60	7Bet UMi	2.0810	3950.0	79	21348	No
147	GOM_NL__2PRFIN20060331_114705_000000362046_00252_21348_8735.N1	31-MAR-2006 11:47:05	Bright	35.500	49	1Alp UMi	1.9900	6300.0	71	21348	No
148	GOM_NL__2PRFIN20060331_115447_000000382046_00252_21348_8736.N1	31-MAR-2006 11:54:47	Bright	37.500	89	5Alp Cep	2.4510	8000.0	75	21348	No
149	GOM_NL__2PRFIN20060331_115959_000000422046_00252_21348_8737.N1	31-MAR-2006 11:59:59	Bright	41.500	19	50Alp Cyg	1.2460	10500.	83	21348	No
150	GOM_NL__2PRFIN20060331_120338_000000432046_00252_21348_8738.N1	31-MAR-2006 12:03:38	Bright	42.500	92	53Eps Cyg	2.5000	4500.0	85	21348	No
151	GOM_NL__2PRFIN20060331_121009_000000462046_00252_21348_8739.N1	31-MAR-2006 12:10:09	Bright	45.500	61	8Eps Peg	2.1000	3900.0	91	21348	No
152	GOM_NL__2PRFIN20060331_121444_000000442046_00252_21348_8740.N1	31-MAR-2006 12:14:44	Dark	44.000	154	22Bet Aqr	2.8990	5700.0	88	21348	No
153	GOM_NL__2PRFIN20060331_123548_000000432046_00253_21349_8720.N1	31-MAR-2006 12:35:48	Dark	43.000	141	Bet Ara	2.8400	4600.0	86	21349	No
154	GOM_NL__2PRFIN20060331_123852_000000392046_00253_21349_8721.N1	31-MAR-2006 12:38:52	Dark	38.500	134	Bet TrA	2.8100	6600.0	77	21349	No
155	GOM_NL__2PRFIN20060331_124131_000000392046_00253_21349_8722.N1	31-MAR-2006 12:41:31	Dark	39.000	4	Alp1Cen	-0.010000	5800.0	78	21349	No
156	GOM_NL__2PRFIN20060331_124415_000000432046_00253_21349_8723.N1	31-MAR-2006 12:44:15	Straylight	42.500	78	Alp Lup	2.3040	28000.	85	21349	No
157	GOM_NL__2PRFIN20060331_124551_000000262046_00253_21349_8724.N1	31-MAR-2006 12:45:51	Straylight	26.000	81	Eta Cen	2.3560	28000.	52	21349	No
158	GOM_NL__2PRFIN20060331_124713_000000402046_00253_21349_8725.N1	31-MAR-2006 12:47:13	Straylight	39.500	64	Gam Cen	2.2000	10600.	79	21349	No
159	GOM_NL__2PRFIN20060331_124946_000000442046_00253_21349_8726.N1	31-MAR-2006 12:49:46	Straylight	43.500	123	Iot Cen	2.7500	10200.	87	21349	No
160	GOM_NL__2PRFIN20060331_125439_000000462046_00253_21349_8727.N1	31-MAR-2006 12:54:39	Tw_i_and_stray	46.000	106	9Bet Crv	2.6480	5600.0	92	21349	No

161	GOM_NL__2PRFIN20060331_125638_000000432046_00253_21349_8728.N1	31-MAR-2006 12:56:38	Twilight	42.500	100	4Gam Crv	2.5800	13100.	85	21349	No
162	GOM_NL__2PRFIN20060331_130623_000000392046_00253_21349_8729.N1	31-MAR-2006 13:06:23	Bright	38.500	62	94Bet Leo	2.1360	9700.0	77	21349	No
163	GOM_NL__2PRFIN20060331_130758_000000352046_00253_21349_8730.N1	31-MAR-2006 13:07:58	Bright	34.500	96	68Del Leo	2.5600	9300.0	69	21349	No
164	GOM_NL__2PRFIN20060331_131448_000000372046_00253_21349_8731.N1	31-MAR-2006 13:14:48	Bright	36.500	174	52Psi UMa	3.0040	4400.0	73	21349	No
165	GOM_NL__2PRFIN20060331_131751_000000372046_00253_21349_8732.N1	31-MAR-2006 13:17:51	Bright	36.500	87	64Gam UMa	2.4330	11000.	73	21349	No
166	GOM_NL__2PRFIN20060331_131939_000000342046_00253_21349_8733.N1	31-MAR-2006 13:19:39	Bright	34.000	36	50Alp UMa	1.8000	6300.0	68	21349	No
167	GOM_NL__2PRFIN20060331_132602_000000412046_00253_21349_8734.N1	31-MAR-2006 13:26:02	Bright	41.000	60	7Bet UMi	2.0810	3950.0	82	21349	No
168	GOM_NL__2PRFIN20060331_132741_000000362046_00253_21349_8735.N1	31-MAR-2006 13:27:41	Bright	36.000	49	1Alp UMi	1.9900	6300.0	72	21349	No
169	GOM_NL__2PRFIN20060331_133523_000000372046_00253_21349_8736.N1	31-MAR-2006 13:35:23	Bright	37.000	89	5Alp Cep	2.4510	8000.0	74	21349	No
170	GOM_NL__2PRFIN20060331_134035_000000402046_00253_21349_8737.N1	31-MAR-2006 13:40:35	Bright	39.500	19	50Alp Cyg	1.2460	10500.	79	21349	No
171	GOM_NL__2PRFIN20060331_134414_000000432046_00253_21349_8738.N1	31-MAR-2006 13:44:14	Bright	42.500	92	53Eps Cyg	2.5000	4500.0	85	21349	No
172	GOM_NL__2PRFIN20060331_135046_000000462046_00253_21349_8739.N1	31-MAR-2006 13:50:46	Bright	45.500	61	8Eps Peg	2.1000	3900.0	91	21349	No
173	GOM_NL__2PRFIN20060331_135520_000000432046_00253_21349_8740.N1	31-MAR-2006 13:55:20	Dark	42.500	154	22Bet Aqr	2.8990	5700.0	85	21349	No
174	GOM_NL__2PRFIN20060331_141624_000000402046_00254_21350_8720.N1	31-MAR-2006 14:16:24	Dark	40.000	141	Bet Ara	2.8400	4600.0	80	21350	No
175	GOM_NL__2PRFIN20060331_141929_000000392046_00254_21350_8721.N1	31-MAR-2006 14:19:29	Dark	38.500	134	Bet TrA	2.8100	6600.0	77	21350	No
176	GOM_NL__2PRFIN20060331_142208_000000522046_00254_21350_8722.N1	31-MAR-2006 14:22:08	Dark	51.500	4	Alp1Cen	-0.010000	5800.0	103	21350	No
177	GOM_NL__2PRFIN20060331_142451_000000442046_00254_21350_8723.N1	31-MAR-2006 14:24:51	Straylight	43.500	78	Alp Lup	2.3040	28000.	87	21350	No
178	GOM_NL__2PRFIN20060331_142627_000000292046_00254_21350_8724.N1	31-MAR-2006 14:26:27	Straylight	29.000	81	Eta Cen	2.3560	28000.	58	21350	No
179	GOM_NL__2PRFIN20060331_142749_000000392046_00254_21350_8725.N1	31-MAR-2006 14:27:49	Straylight	39.000	64	Gam Cen	2.2000	10600.	78	21350	No
180	GOM_NL__2PRFIN20060331_143022_000000422046_00254_21350_8726.N1	31-MAR-2006 14:30:22	Straylight	42.000	123	lot Cen	2.7500	10200.	84	21350	No
181	GOM_NL__2PRFIN20060331_143515_000000482046_00254_21350_8727.N1	31-MAR-2006 14:35:15	Twilight	48.000	106	9Bet Crv	2.6480	5600.0	96	21350	No
182	GOM_NL__2PRFIN20060331_143714_000000432046_00254_21350_8728.N1	31-MAR-2006 14:37:14	Twilight	42.500	100	4Gam Crv	2.5800	13100.	85	21350	No
183	GOM_NL__2PRFIN20060331_144659_000000392046_00254_21350_8729.N1	31-MAR-2006 14:46:59	Bright	38.500	62	94Bet Leo	2.1360	9700.0	77	21350	No
184	GOM_NL__2PRFIN20060331_144834_000000362046_00254_21350_8730.N1	31-MAR-2006 14:48:34	Bright	35.500	96	68Del Leo	2.5600	9300.0	71	21350	No
185	GOM_NL__2PRFIN20060331_145524_000000382046_00254_21350_8731.N1	31-MAR-2006 14:55:24	Bright	37.500	174	52Psi UMa	3.0040	4400.0	75	21350	No
186	GOM_NL__2PRFIN20060331_145827_000000372046_00254_21350_8732.N1	31-MAR-2006 14:58:27	Bright	36.500	87	64Gam UMa	2.4330	11000.	73	21350	No
187	GOM_NL__2PRFIN20060331_150015_000000372046_00254_21350_8733.N1	31-MAR-2006 15:00:15	Bright	37.000	36	50Alp UMa	1.8000	6300.0	74	21350	No
188	GOM_NL__2PRFIN20060331_150637_000000382046_00254_21350_8734.N1	31-MAR-2006 15:06:37	Bright	38.000	60	7Bet UMi	2.0810	3950.0	76	21350	No
189	GOM_NL__2PRFIN20060331_150817_000000352046_00254_21350_8735.N1	31-MAR-2006 15:08:17	Bright	34.500	49	1Alp UMi	1.9900	6300.0	69	21350	No
190	GOM_NL__2PRFIN20060331_151559_000000382046_00254_21350_8736.N1	31-MAR-2006 15:15:59	Bright	37.500	89	5Alp Cep	2.4510	8000.0	75	21350	No
191	GOM_NL__2PRFIN20060331_152111_000000422046_00254_21350_8737.N1	31-MAR-2006 15:21:11	Bright	42.000	19	50Alp Cyg	1.2460	10500.	84	21350	No
192	GOM_NL__2PRFIN20060331_152450_000000432046_00254_21350_8738.N1	31-MAR-2006 15:24:50	Bright	42.500	92	53Eps Cyg	2.5000	4500.0	85	21350	No
193	GOM_NL__2PRFIN20060331_153122_000000462046_00254_21350_8739.N1	31-MAR-2006 15:31:22	Bright	45.500	61	8Eps Peg	2.1000	3900.0	91	21350	No
194	GOM_NL__2PRFIN20060331_153556_000000452046_00254_21350_8740.N1	31-MAR-2006 15:35:56	Dark	44.500	154	22Bet Aqr	2.8990	5700.0	89	21350	No
195	GOM_NL__2PRFIN20060331_155701_000000432046_00255_21351_8720.N1	31-MAR-2006 15:57:01	Dark	43.000	141	Bet Ara	2.8400	4600.0	86	21351	No
196	GOM_NL__2PRFIN20060331_160005_000000392046_00255_21351_8721.N1	31-MAR-2006 16:00:05	Dark	39.000	134	Bet TrA	2.8100	6600.0	78	21351	No
197	GOM_NL__2PRFIN20060331_160244_000000512046_00255_21351_8722.N1	31-MAR-2006 16:02:44	Dark	51.000	4	Alp1Cen	-0.010000	5800.0	102	21351	No
198	GOM_NL__2PRFIN20060331_160528_000000442046_00255_21351_8723.N1	31-MAR-2006 16:05:28	Straylight	43.500	78	Alp Lup	2.3040	28000.	87	21351	No
199	GOM_NL__2PRFIN20060331_160704_000000292046_00255_21351_8724.N1	31-MAR-2006 16:07:04	Straylight	29.000	81	Eta Cen	2.3560	28000.	58	21351	No
200	GOM_NL__2PRFIN20060331_160825_000000412046_00255_21351_8725.N1	31-MAR-2006 16:08:25	Straylight	40.500	64	Gam Cen	2.2000	10600.	81	21351	No
201	GOM_NL__2PRFIN20060331_161059_000000462046_00255_21351_8726.N1	31-MAR-2006 16:10:59	Straylight	45.500	123	lot Cen	2.7500	10200.	91	21351	No
202	GOM_NL__2PRFIN20060331_161552_000000472046_00255_21351_8727.N1	31-MAR-2006 16:15:52	Twilight	46.500	106	9Bet Crv	2.6480	5600.0	93	21351	No
203	GOM_NL__2PRFIN20060331_161750_000000422046_00255_21351_8728.N1	31-MAR-2006 16:17:50	Twilight	42.000	100	4Gam Crv	2.5800	13100.	84	21351	No
204	GOM_NL__2PRFIN20060331_162734_000000392046_00255_21351_8729.N1	31-MAR-2006 16:27:34	Bright	39.000	62	94Bet Leo	2.1360	9700.0	78	21351	No
205	GOM_NL__2PRFIN20060331_162910_000000362046_00255_21351_8730.N1	31-MAR-2006 16:29:10	Bright	35.500	96	68Del Leo	2.5600	9300.0	71	21351	No
206	GOM_NL__2PRFIN20060331_163600_000000372046_00255_21351_8731.N1	31-MAR-2006 16:36:00	Bright	36.500	174	52Psi UMa	3.0040	4400.0	73	21351	No
207	GOM_NL__2PRFIN20060331_163903_000000382046_00255_21351_8732.N1	31-MAR-2006 16:39:03	Bright	37.500	87	64Gam UMa	2.4330	11000.	75	21351	No
208	GOM_NL__2PRFIN20060331_164051_000000372046_00255_21351_8733.N1	31-MAR-2006 16:40:51	Bright	37.000	36	50Alp UMa	1.8000	6300.0	74	21351	No
209	GOM_NL__2PRFIN20060331_164713_000000412046_00255_21351_8734.N1	31-MAR-2006 16:47:13	Bright	40.500	60	7Bet UMi	2.0810	3950.0	81	21351	No
210	GOM_NL__2PRFIN20060331_164853_000000372046_00255_21351_8735.N1	31-MAR-2006 16:48:53	Bright	36.500	49	1Alp UMi	1.9900	6300.0	73	21351	No
211	GOM_NL__2PRFIN20060331_165635_000000382046_00255_21351_8736.N1	31-MAR-2006 16:56:35	Bright	37.500	89	5Alp Cep	2.4510	8000.0	75	21351	No
212	GOM_NL__2PRFIN20060331_170147_000000422046_00255_21351_8737.N1	31-MAR-2006 17:01:47	Bright	41.500	19	50Alp Cyg	1.2460	10500.	83	21351	No
213	GOM_NL__2PRFIN20060331_170526_000000422046_00255_21351_8738.N1	31-MAR-2006 17:05:26	Bright	42.000	92	53Eps Cyg	2.5000	4500.0	84	21351	No
214	GOM_NL__2PRFIN20060331_171158_000000452046_00255_21351_8739.N1	31-MAR-2006 17:11:58	Bright	45.000	61	8Eps Peg	2.1000	3900.0	90	21351	No
215	GOM_NL__2PRFIN20060331_171633_000000442046_00255_21351_8740.N1	31-MAR-2006 17:16:33	Dark	44.000	154	22Bet Aqr	2.8990	5700.0	88	21351	No
216	GOM_NL__2PRFIN20060331_173738_000000422046_00256_21352_8720.N1	31-MAR-2006 17:37:38	Dark	42.000	141	Bet Ara	2.8400	4600.0	84	21352	No
217	GOM_NL__2PRFIN20060331_174042_000000402046_00256_21352_8721.N1	31-MAR-2006 17:40:42	Dark	39.500	134	Bet TrA	2.8100	6600.0	79	21352	No
218	GOM_NL__2PRFIN20060331_174321_000000522046_00256_21352_8722.N1	31-MAR-2006 17:43:21	Dark	52.000	4	Alp1Cen	-0.010000	5800.0	104	21352	No
219	GOM_NL__2PRFIN20060331_174604_000000452046_00256_21352_8723.N1	31-MAR-2006 17:46:04	Straylight	45.000	78	Alp Lup	2.3040	28000.	90	21352	No

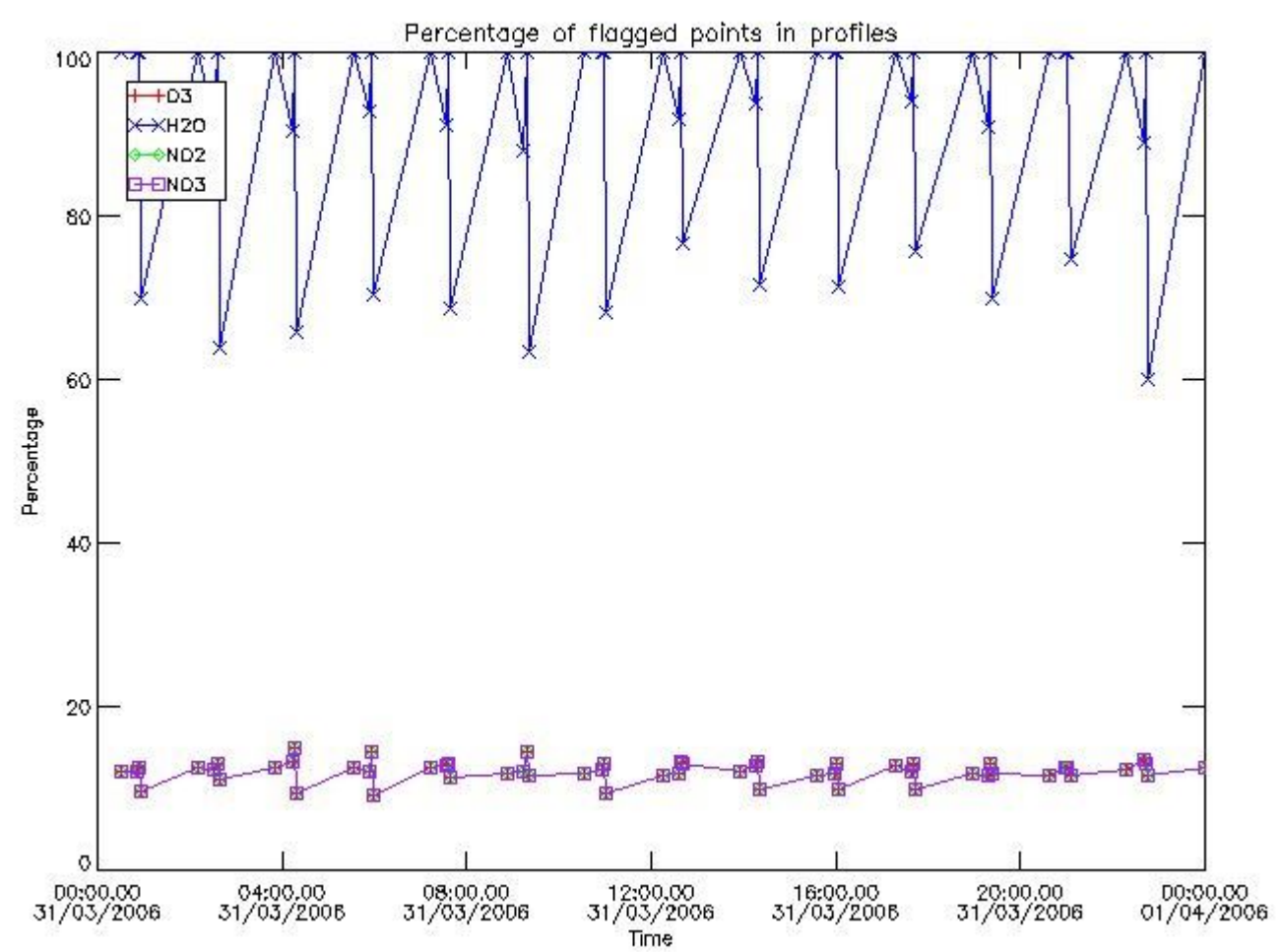
220	GOM_NL__2PRFIN20060331_174740_000000322046_00256_21352_8724.N1	31-MAR-2006 17:47:40	Straylight	32.000	81	Eta Cen	2.3560	28000.	64	21352	No
221	GOM_NL__2PRFIN20060331_174902_000000392046_00256_21352_8725.N1	31-MAR-2006 17:49:02	Straylight	38.500	64	Gam Cen	2.2000	10600.	77	21352	No
222	GOM_NL__2PRFIN20060331_175135_000000462046_00256_21352_8726.N1	31-MAR-2006 17:51:35	Straylight	46.000	123	lot Cen	2.7500	10200.	92	21352	No
223	GOM_NL__2PRFIN20060331_175658_000000452046_00256_21352_8727.N1	31-MAR-2006 17:56:58	Tw_i_and_stray	44.500	171	2Eps Crv	3.0010	4250.0	89	21352	No
224	GOM_NL__2PRFIN20060331_175826_000000422046_00256_21352_8728.N1	31-MAR-2006 17:58:26	Tw_i_and_stray	41.500	100	4Gam Crv	2.5800	13100.	83	21352	No
225	GOM_NL__2PRFIN20060331_180810_000000382046_00256_21352_8729.N1	31-MAR-2006 18:08:10	Bright	38.000	62	94Bet Leo	2.1360	9700.0	76	21352	No
226	GOM_NL__2PRFIN20060331_180946_000000372046_00256_21352_8730.N1	31-MAR-2006 18:09:46	Bright	36.500	96	68Del Leo	2.5600	9300.0	73	21352	No
227	GOM_NL__2PRFIN20060331_181636_000000352046_00256_21352_8731.N1	31-MAR-2006 18:16:36	Bright	34.500	174	52Psi UMa	3.0040	4400.0	69	21352	No
228	GOM_NL__2PRFIN20060331_181939_000000382046_00256_21352_8732.N1	31-MAR-2006 18:19:39	Bright	37.500	87	64Gam UMa	2.4330	11000.	75	21352	No
229	GOM_NL__2PRFIN20060331_182127_000000382046_00256_21352_8733.N1	31-MAR-2006 18:21:27	Bright	37.500	36	50Alp UMa	1.8000	6300.0	75	21352	No
230	GOM_NL__2PRFIN20060331_182749_000000392046_00256_21352_8734.N1	31-MAR-2006 18:27:49	Bright	38.500	60	7Bet UMi	2.0810	3950.0	77	21352	No
231	GOM_NL__2PRFIN20060331_182929_000000352046_00256_21352_8735.N1	31-MAR-2006 18:29:29	Bright	35.000	49	1Alp UMi	1.9900	6300.0	70	21352	No
232	GOM_NL__2PRFIN20060331_183711_000000362046_00256_21352_8736.N1	31-MAR-2006 18:37:11	Bright	35.500	89	5Alp Cep	2.4510	8000.0	71	21352	No
233	GOM_NL__2PRFIN20060331_184223_000000392046_00256_21352_8737.N1	31-MAR-2006 18:42:23	Bright	39.000	19	50Alp Cyg	1.2460	10500.	78	21352	No
234	GOM_NL__2PRFIN20060331_184603_000000432046_00256_21352_8738.N1	31-MAR-2006 18:46:03	Bright	42.500	92	53Eps Cyg	2.5000	4500.0	85	21352	No
235	GOM_NL__2PRFIN20060331_185234_000000462046_00256_21352_8739.N1	31-MAR-2006 18:52:34	Bright	46.000	61	8Eps Peg	2.1000	3900.0	92	21352	No
236	GOM_NL__2PRFIN20060331_185709_000000432046_00256_21352_8740.N1	31-MAR-2006 18:57:09	Dark	43.000	154	22Bet Aqr	2.8990	5700.0	86	21352	No
237	GOM_NL__2PRFIN20060331_191815_000000442046_00257_21353_8720.N1	31-MAR-2006 19:18:15	Dark	44.000	141	Bet Ara	2.8400	4600.0	88	21353	No
238	GOM_NL__2PRFIN20060331_192118_000000402046_00257_21353_8721.N1	31-MAR-2006 19:21:18	Dark	39.500	134	Bet TrA	2.8100	6600.0	79	21353	No
239	GOM_NL__2PRFIN20060331_192357_000000442046_00257_21353_8722.N1	31-MAR-2006 19:23:57	Dark	43.500	4	Alp1Cen	-0.010000	5800.0	87	21353	No
240	GOM_NL__2PRFIN20060331_192641_000000452046_00257_21353_8723.N1	31-MAR-2006 19:26:41	Straylight	44.500	78	Alp Lup	2.3040	28000.	89	21353	No
241	GOM_NL__2PRFIN20060331_192817_000000322046_00257_21353_8724.N1	31-MAR-2006 19:28:17	Straylight	32.000	81	Eta Cen	2.3560	28000.	64	21353	No
242	GOM_NL__2PRFIN20060331_192938_000000422046_00257_21353_8725.N1	31-MAR-2006 19:29:38	Straylight	41.500	64	Gam Cen	2.2000	10600.	83	21353	No
243	GOM_NL__2PRFIN20060331_193211_000000452046_00257_21353_8726.N1	31-MAR-2006 19:32:11	Straylight	44.500	123	lot Cen	2.7500	10200.	89	21353	No
244	GOM_NL__2PRFIN20060331_193735_000000432046_00257_21353_8727.N1	31-MAR-2006 19:37:35	Tw_i_and_stray	42.500	171	2Eps Crv	3.0010	4250.0	85	21353	No
245	GOM_NL__2PRFIN20060331_193902_000000432046_00257_21353_8728.N1	31-MAR-2006 19:39:02	Tw_i_and_stray	42.500	100	4Gam Crv	2.5800	13100.	85	21353	No
246	GOM_NL__2PRFIN20060331_194846_000000392046_00257_21353_8729.N1	31-MAR-2006 19:48:46	Bright	38.500	62	94Bet Leo	2.1360	9700.0	77	21353	No
247	GOM_NL__2PRFIN20060331_195022_000000372046_00257_21353_8730.N1	31-MAR-2006 19:50:22	Bright	36.500	96	68Del Leo	2.5600	9300.0	73	21353	No
248	GOM_NL__2PRFIN20060331_195712_000000352046_00257_21353_8731.N1	31-MAR-2006 19:57:12	Bright	35.000	174	52Psi UMa	3.0040	4400.0	70	21353	No
249	GOM_NL__2PRFIN20060331_200014_000000372046_00257_21353_8732.N1	31-MAR-2006 20:00:14	Bright	37.000	87	64Gam UMa	2.4330	11000.	74	21353	No
250	GOM_NL__2PRFIN20060331_200203_000000342046_00257_21353_8733.N1	31-MAR-2006 20:02:03	Bright	34.000	36	50Alp UMa	1.8000	6300.0	68	21353	No
251	GOM_NL__2PRFIN20060331_200824_000000412046_00257_21353_8734.N1	31-MAR-2006 20:08:24	Bright	41.000	60	7Bet UMi	2.0810	3950.0	82	21353	No
252	GOM_NL__2PRFIN20060331_201005_000000362046_00257_21353_8735.N1	31-MAR-2006 20:10:05	Bright	36.000	49	1Alp UMi	1.9900	6300.0	72	21353	No
253	GOM_NL__2PRFIN20060331_201747_000000392046_00257_21353_8736.N1	31-MAR-2006 20:17:47	Bright	38.500	89	5Alp Cep	2.4510	8000.0	77	21353	No
254	GOM_NL__2PRFIN20060331_202259_000000432046_00257_21353_8737.N1	31-MAR-2006 20:22:59	Bright	42.500	19	50Alp Cyg	1.2460	10500.	85	21353	No
255	GOM_NL__2PRFIN20060331_202639_000000422046_00257_21353_8738.N1	31-MAR-2006 20:26:39	Bright	41.500	92	53Eps Cyg	2.5000	4500.0	83	21353	No
256	GOM_NL__2PRFIN20060331_203310_000000442046_00257_21353_8739.N1	31-MAR-2006 20:33:10	Bright	44.000	61	8Eps Peg	2.1000	3900.0	88	21353	No
257	GOM_NL__2PRFIN20060331_203745_000000452046_00257_21353_8740.N1	31-MAR-2006 20:37:45	Dark	44.500	154	22Bet Aqr	2.8990	5700.0	89	21353	No
258	GOM_NL__2PRFIN20060331_205851_000000412046_00258_21354_8720.N1	31-MAR-2006 20:58:51	Dark	40.500	141	Bet Ara	2.8400	4600.0	81	21354	No
259	GOM_NL__2PRFIN20060331_210155_000000412046_00258_21354_8721.N1	31-MAR-2006 21:01:55	Dark	41.000	134	Bet TrA	2.8100	6600.0	82	21354	No
260	GOM_NL__2PRFIN20060331_210433_000000442046_00258_21354_8722.N1	31-MAR-2006 21:04:33	Dark	44.000	4	Alp1Cen	-0.010000	5800.0	88	21354	No
261	GOM_NL__2PRFIN20060331_210718_000000472046_00258_21354_8723.N1	31-MAR-2006 21:07:18	Straylight	47.000	78	Alp Lup	2.3040	28000.	94	21354	No
262	GOM_NL__2PRFIN20060331_210854_000000362046_00258_21354_8724.N1	31-MAR-2006 21:08:54	Straylight	36.000	81	Eta Cen	2.3560	28000.	72	21354	No
263	GOM_NL__2PRFIN20060331_211014_000000422046_00258_21354_8725.N1	31-MAR-2006 21:10:14	Straylight	42.000	64	Gam Cen	2.2000	10600.	84	21354	No
264	GOM_NL__2PRFIN20060331_211248_000000442046_00258_21354_8726.N1	31-MAR-2006 21:12:48	Straylight	44.000	123	lot Cen	2.7500	10200.	88	21354	No
265	GOM_NL__2PRFIN20060331_211740_000000462046_00258_21354_8727.N1	31-MAR-2006 21:17:40	Tw_i_and_stray	46.000	106	9Bet Crv	2.6480	5600.0	92	21354	No
266	GOM_NL__2PRFIN20060331_211938_000000432046_00258_21354_8728.N1	31-MAR-2006 21:19:38	Tw_i_and_stray	43.000	100	4Gam Crv	2.5800	13100.	86	21354	No
267	GOM_NL__2PRFIN20060331_212922_000000392046_00258_21354_8729.N1	31-MAR-2006 21:29:22	Bright	38.500	62	94Bet Leo	2.1360	9700.0	77	21354	No
268	GOM_NL__2PRFIN20060331_213058_000000362046_00258_21354_8730.N1	31-MAR-2006 21:30:58	Bright	35.500	96	68Del Leo	2.5600	9300.0	71	21354	No
269	GOM_NL__2PRFIN20060331_213747_000000372046_00258_21354_8731.N1	31-MAR-2006 21:37:47	Bright	36.500	174	52Psi UMa	3.0040	4400.0	73	21354	No
270	GOM_NL__2PRFIN20060331_214050_000000362046_00258_21354_8732.N1	31-MAR-2006 21:40:50	Bright	36.000	87	64Gam UMa	2.4330	11000.	72	21354	No
271	GOM_NL__2PRFIN20060331_214239_000000382046_00258_21354_8733.N1	31-MAR-2006 21:42:39	Bright	38.000	36	50Alp UMa	1.8000	6300.0	76	21354	No
272	GOM_NL__2PRFIN20060331_214900_000000402046_00258_21354_8734.N1	31-MAR-2006 21:49:00	Bright	40.000	60	7Bet UMi	2.0810	3950.0	80	21354	No
273	GOM_NL__2PRFIN20060331_215041_000000362046_00258_21354_8735.N1	31-MAR-2006 21:50:41	Bright	36.000	49	1Alp UMi	1.9900	6300.0	72	21354	No
274	GOM_NL__2PRFIN20060331_215823_000000342046_00258_21354_8736.N1	31-MAR-2006 21:58:23	Bright	34.000	89	5Alp Cep	2.4510	8000.0	68	21354	No
275	GOM_NL__2PRFIN20060331_220335_000000412046_00258_21354_8737.N1	31-MAR-2006 22:03:35	Bright	41.000	19	50Alp Cyg	1.2460	10500.	82	21354	No
276	GOM_NL__2PRFIN20060331_220715_000000432046_00258_21354_8738.N1	31-MAR-2006 22:07:15	Bright	42.500	92	53Eps Cyg	2.5000	4500.0	85	21354	No
277	GOM_NL__2PRFIN20060331_221347_000000452046_00258_21354_8739.N1	31-MAR-2006 22:13:47	Bright	44.500	61	8Eps Peg	2.1000	3900.0	89	21354	No
278	GOM_NL__2PRFIN20060331_221822_000000422046_00258_21354_8740.N1	31-MAR-2006 22:18:22	Dark	41.500	154	22Bet Aqr	2.8990	5700.0	83	21354	No

279	GOM_NL__2PRFIN20060331_223928_000000422046_00259_21355_8720.N1	31-MAR-2006 22:39:28	Dark	41.500	141	Bet Ara	2.8400	4600.0	83	21355	No
280	GOM_NL__2PRFIN20060331_224231_000000392046_00259_21355_8721.N1	31-MAR-2006 22:42:31	Dark	39.000	134	Bet TrA	2.8100	6600.0	78	21355	No
281	GOM_NL__2PRFIN20060331_224510_000000482046_00259_21355_8722.N1	31-MAR-2006 22:45:10	Dark	48.000	4	Alp1Cen	-0.010000	5800.0	96	21355	No
282	GOM_NL__2PRFIN20060331_224754_000000432046_00259_21355_8723.N1	31-MAR-2006 22:47:54	Straylight	43.000	78	Alp Lup	2.3040	28000.	86	21355	No
283	GOM_NL__2PRFIN20060331_224930_000000362046_00259_21355_8724.N1	31-MAR-2006 22:49:30	Straylight	36.000	81	Eta Cen	2.3560	28000.	72	21355	No
284	GOM_NL__2PRFIN20060331_225050_000000392046_00259_21355_8725.N1	31-MAR-2006 22:50:50	Straylight	38.500	64	Gam Cen	2.2000	10600.	77	21355	No
285	GOM_NL__2PRFIN20060331_225324_000000442046_00259_21355_8726.N1	31-MAR-2006 22:53:24	Straylight	43.500	123	Iot Cen	2.7500	10200.	87	21355	No
286	GOM_NL__2PRFIN20060331_225816_000000462046_00259_21355_8727.N1	31-MAR-2006 22:58:16	Twilight_stray	45.500	106	9Bet Crv	2.6480	5600.0	91	21355	No
287	GOM_NL__2PRFIN20060331_230014_000000432046_00259_21355_8728.N1	31-MAR-2006 23:00:14	Twilight_stray	43.000	100	4Gam Crv	2.5800	13100.	86	21355	No
288	GOM_NL__2PRFIN20060331_230958_000000392046_00259_21355_8729.N1	31-MAR-2006 23:09:58	Bright	38.500	62	94Bet Leo	2.1360	9700.0	77	21355	No
289	GOM_NL__2PRFIN20060331_231134_000000352046_00259_21355_8730.N1	31-MAR-2006 23:11:34	Bright	35.000	96	68Del Leo	2.5600	9300.0	70	21355	No
290	GOM_NL__2PRFIN20060331_231823_000000372046_00259_21355_8731.N1	31-MAR-2006 23:18:23	Bright	36.500	174	52Psi UMa	3.0040	4400.0	73	21355	No
291	GOM_NL__2PRFIN20060331_232126_000000382046_00259_21355_8732.N1	31-MAR-2006 23:21:26	Bright	37.500	87	64Gam UMa	2.4330	11000.	75	21355	No
292	GOM_NL__2PRFIN20060331_232315_000000362046_00259_21355_8733.N1	31-MAR-2006 23:23:15	Bright	36.000	36	50Alp UMa	1.8000	6300.0	72	21355	No
293	GOM_NL__2PRFIN20060331_232936_000000362046_00259_21355_8734.N1	31-MAR-2006 23:29:36	Bright	35.500	60	7Bet UMi	2.0810	3950.0	71	21355	No
294	GOM_NL__2PRFIN20060331_233116_000000332046_00259_21355_8735.N1	31-MAR-2006 23:31:16	Bright	33.000	49	1Alp UMi	1.9900	6300.0	66	21355	No
295	GOM_NL__2PRFIN20060331_233859_000000372046_00259_21355_8736.N1	31-MAR-2006 23:38:59	Bright	37.000	89	5Alp Cep	2.4510	8000.0	74	21355	No
296	GOM_NL__2PRFIN20060331_234410_000000392046_00259_21355_8737.N1	31-MAR-2006 23:44:10	Bright	39.000	19	50Alp Cyg	1.2460	10500.	78	21355	No
297	GOM_NL__2PRFIN20060331_234751_000000432046_00259_21355_8738.N1	31-MAR-2006 23:47:51	Bright	43.000	92	53Eps Cyg	2.5000	4500.0	86	21355	No
298	GOM_NL__2PRFIN20060331_235423_000000462046_00259_21355_8739.N1	31-MAR-2006 23:54:23	Bright	45.500	61	8Eps Peg	2.1000	3900.0	91	21355	No
299	GOM_NL__2PRFIN20060331_235858_000000412046_00259_21355_8740.N1	31-MAR-2006 23:58:58	Dark	40.500	154	22Bet Aqr	2.8990	5700.0	81	21355	No

3. Quality information per product

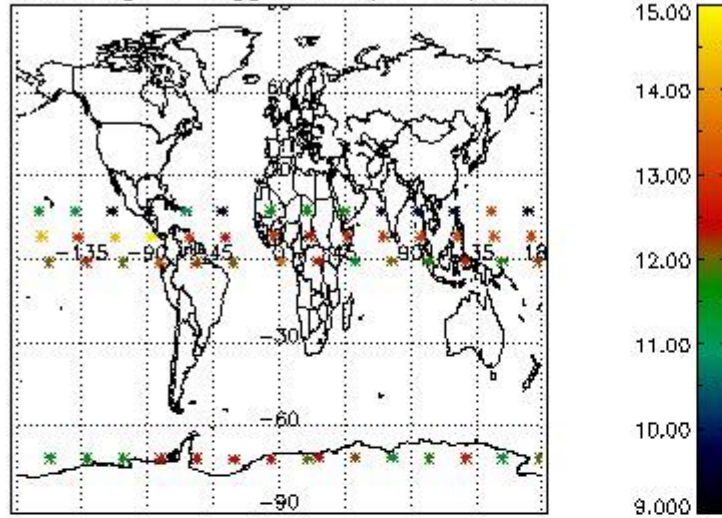
In this section it is plotted some information contained in the Quality Summary data set of the level 2 products. Only products in dark limb conditions and without errors (error flag in the MPH set to "0") are used.

3.1 Plot quality information per product (time dependant)

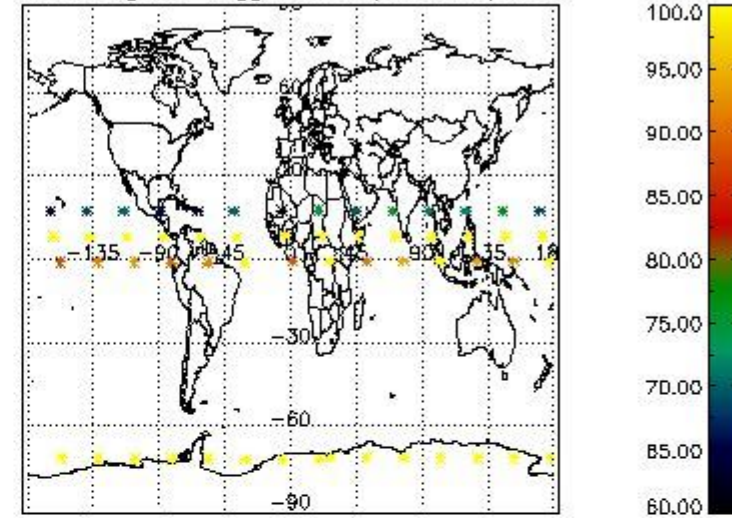


3.2 Plot quality information per product (world map)

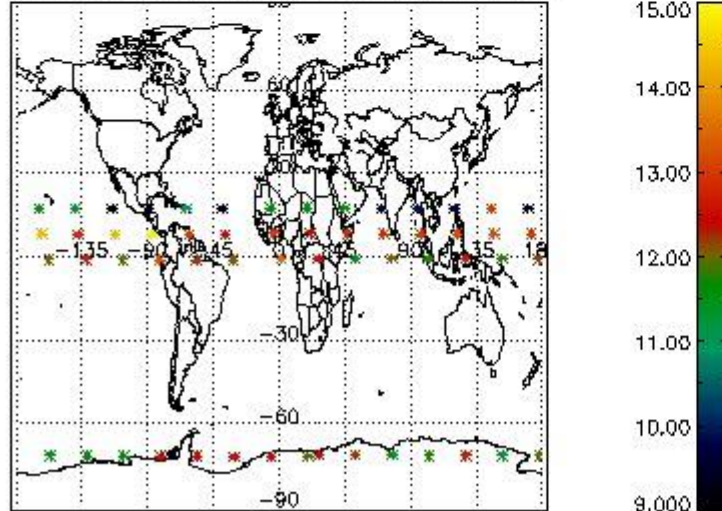
Percentage of flagged data per O3 profile



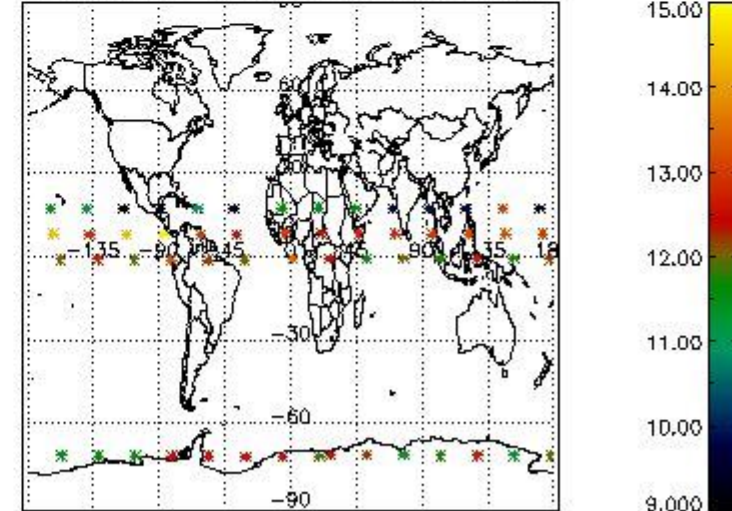
Percentage of flagged data per H2O profile



Percentage of flagged data per NO2 profile



Percentage of flagged data per NO3 profile

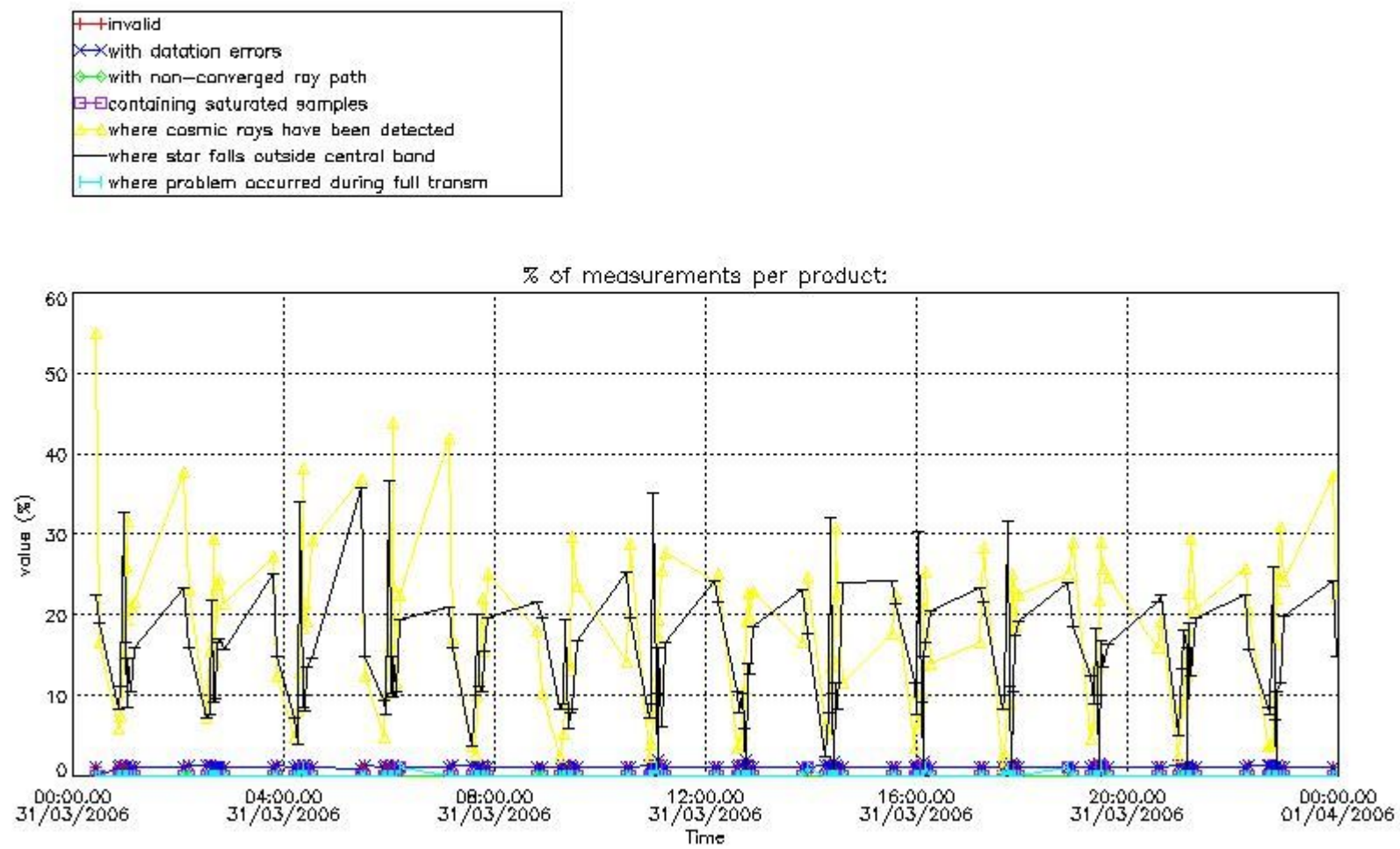


4. Level 1 quality information per product

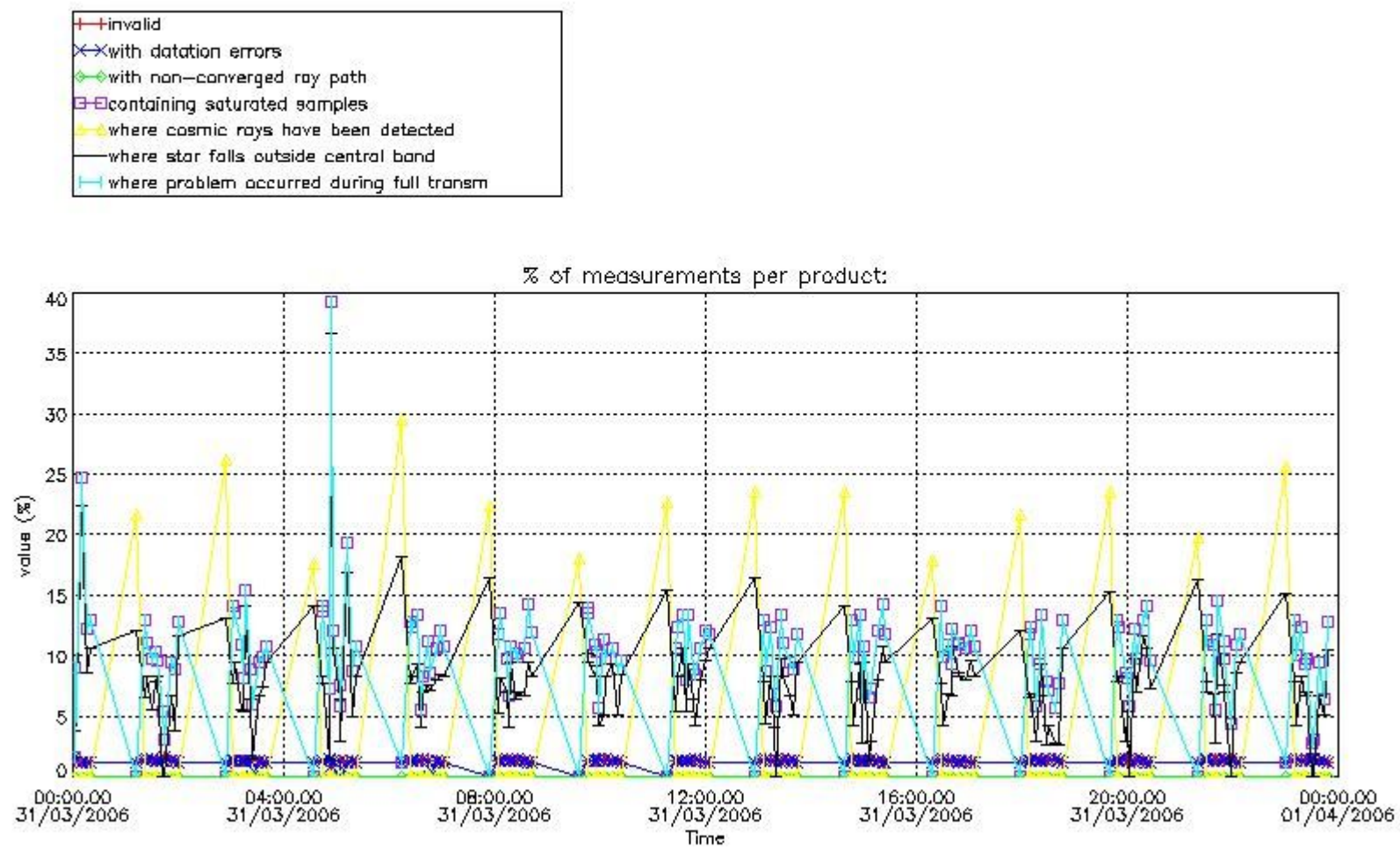
In this section it is plotted some information contained in the Quality Summary data set of the level 2 products that comes from the level 1b processing. Products without errors (error flag in the MPH set to "0") are used.

4.1 Plot quality information per product (time dependant) coming from level 1b processing

4.1.1 Plot level 1 quality information per product (time dependant): ENVISAT ASCENDING passes

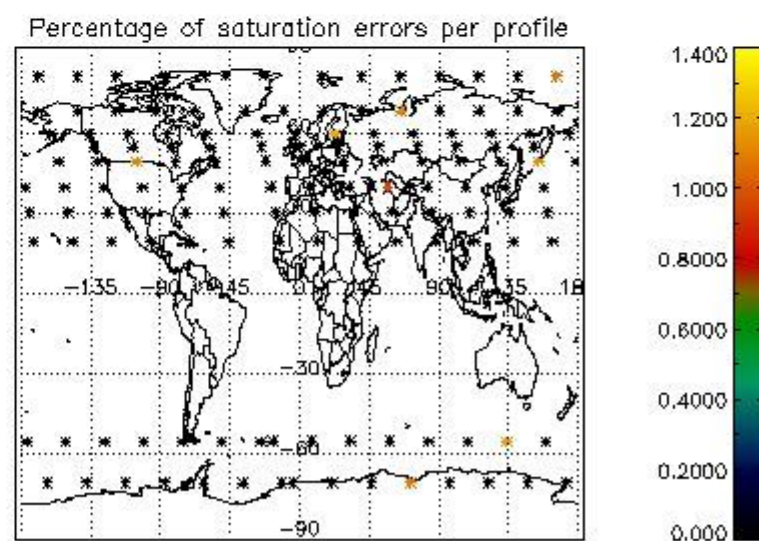
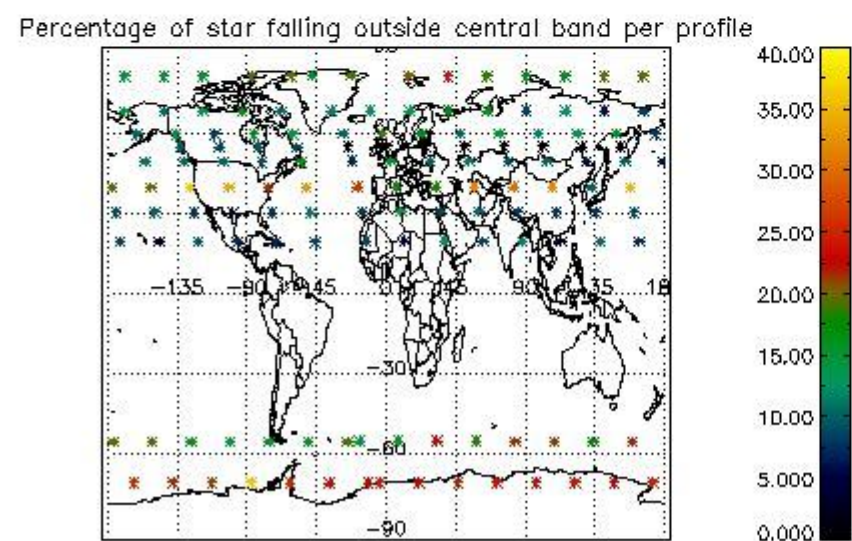
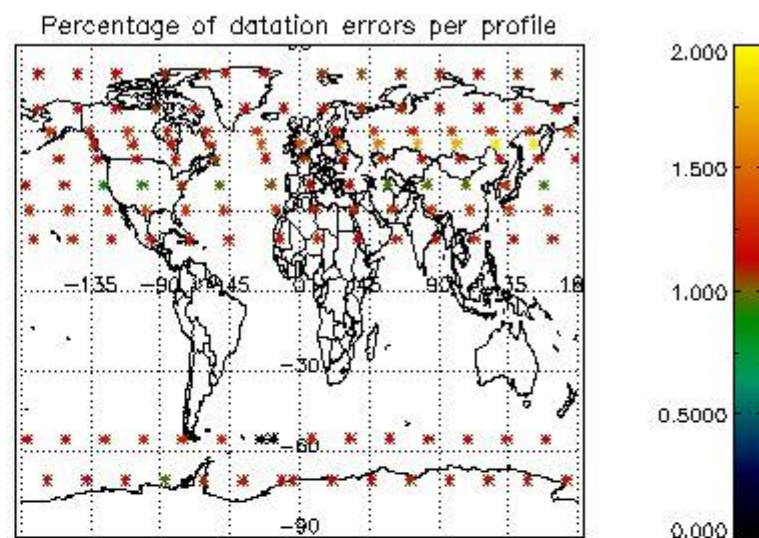
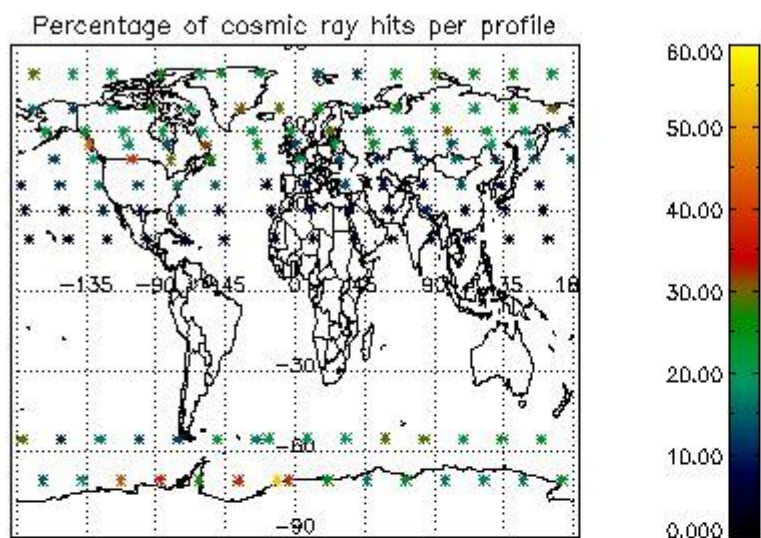


4.1.2 Plot level 1 quality information per product (time dependant): ENVI SAT DESCENDING passes

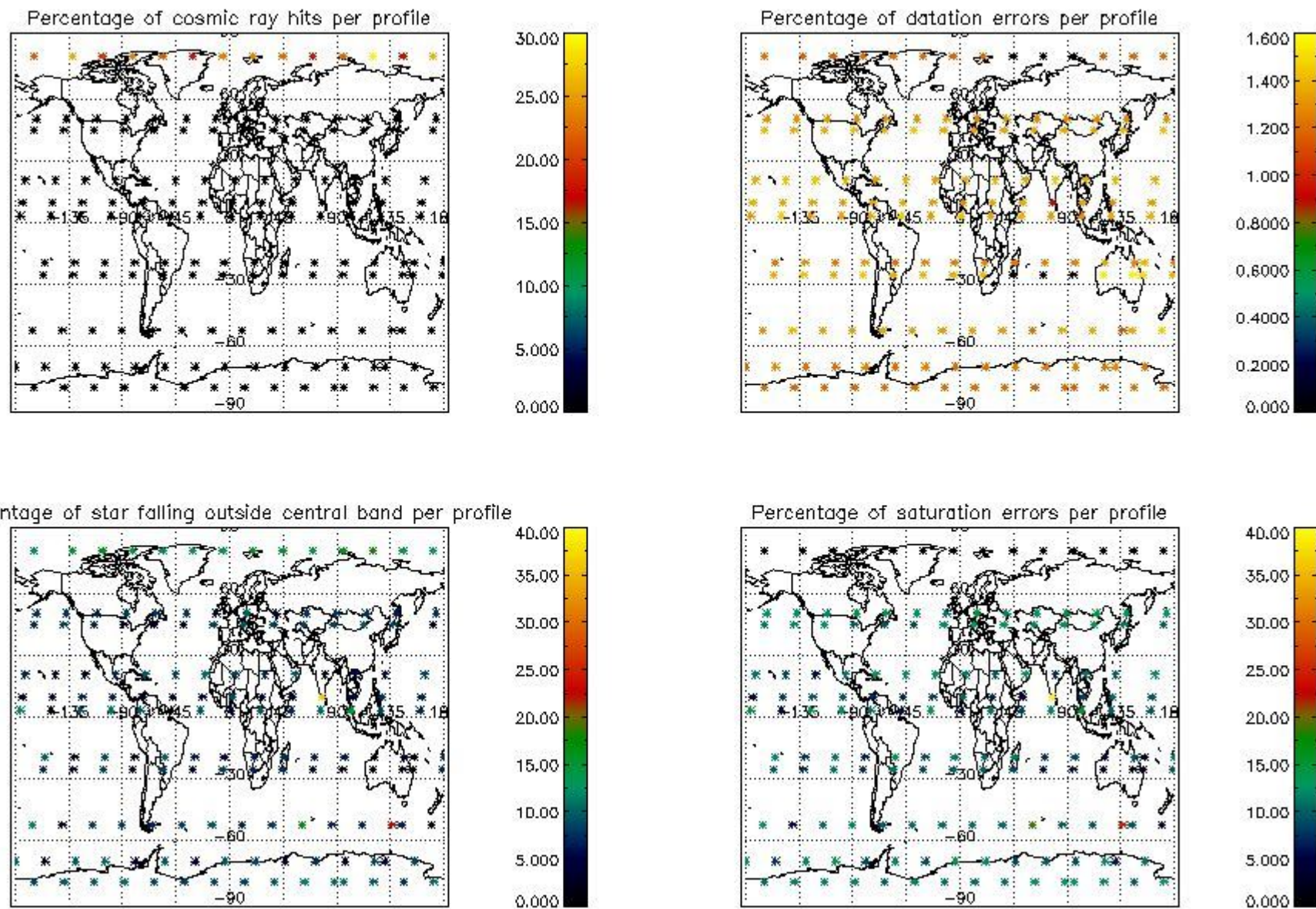


4.2 Plot quality information per product coming from level 1b processing (world map)

4.2.1 Plot level 1 quality information per product (world map): ENVISAT ASCENDING passes



4.2.2 Plot level 1 quality information per product (world map): ENVISAT DESCENDING passes



5. Trace gas profiles

5.1 Ozone statistics based on quality of products

The final quality of the products can be "measured" using the STD (Standard Deviation) attached to every point profile. This information is written to the parameter GOM_NL__2P/NL_LOCAL_SPECIES_DENSITY/o3_std of the level 2 products. The table below shows the statistics for given STD ranges.

The statistics are given with respect to the overall valid production:

- Products without fatal errors: GOM_NL__2P/MPH/PRODUCT_ERR=0
- Valid point profile: GOM_NL__2P/NL_LOCAL_SPECIES_DENSITY/pcd(0)=0

The 'Criteria' is applied to valid points of dark limb products:

- Products in dark limb illumination condition: GOM_NL__2P/NL_SUMMARY_QUALITY/obs_ill_cond=0
- Products without fatal errors: GOM_NL__2P/MPH/PRODUCT_ERR=0
- Valid point profile: GOM_NL__2P/NL_LOCAL_SPECIES_DENSITY/pcd(0)=0

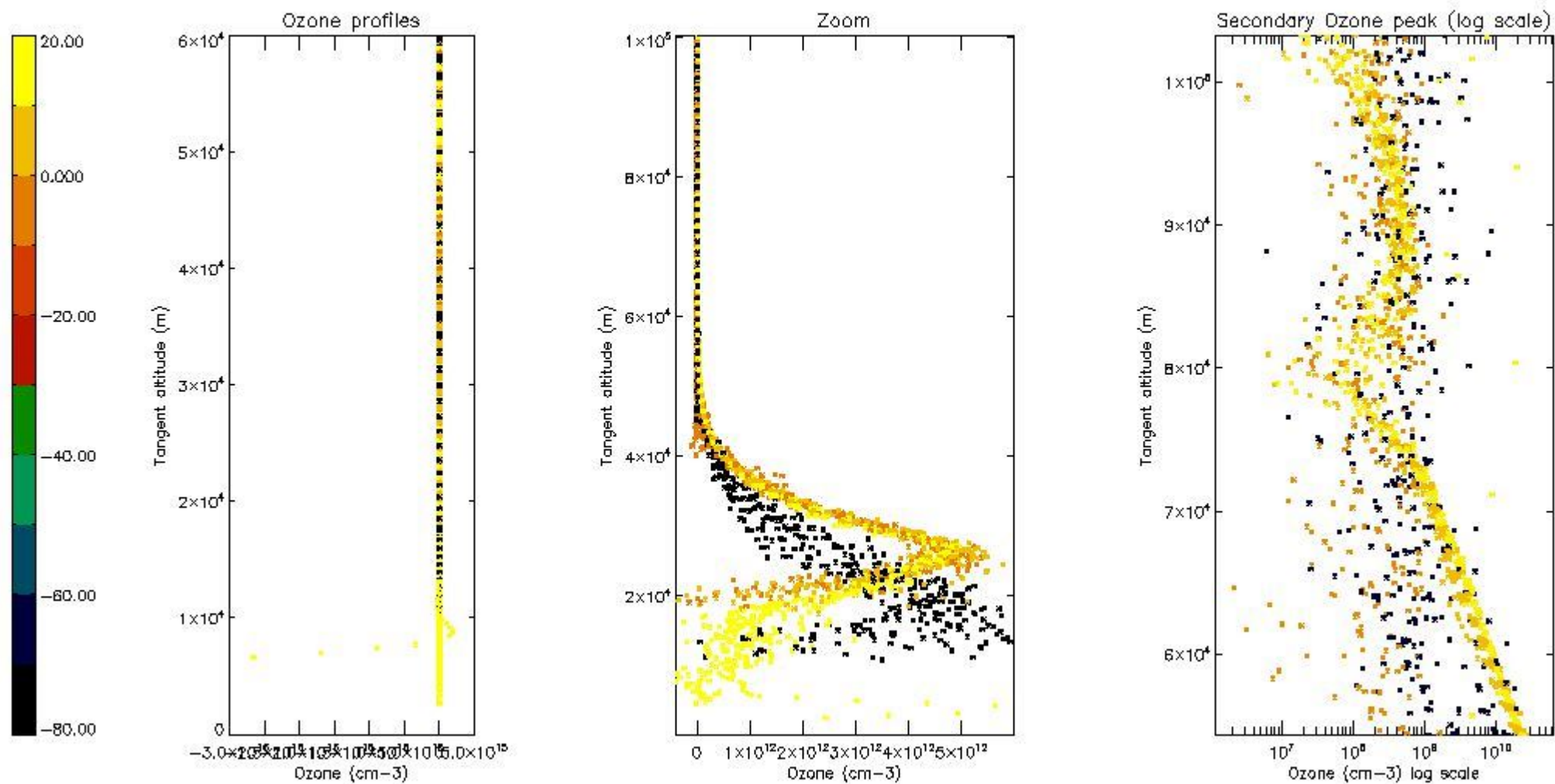
So, the table below shows the percentage of dark limb and valid observations for each criteria with respect to the overall valid daily observations.

Criteria	% of total production
All STD	21
STD < 20	9

STD < 10	5
STD < 5	2

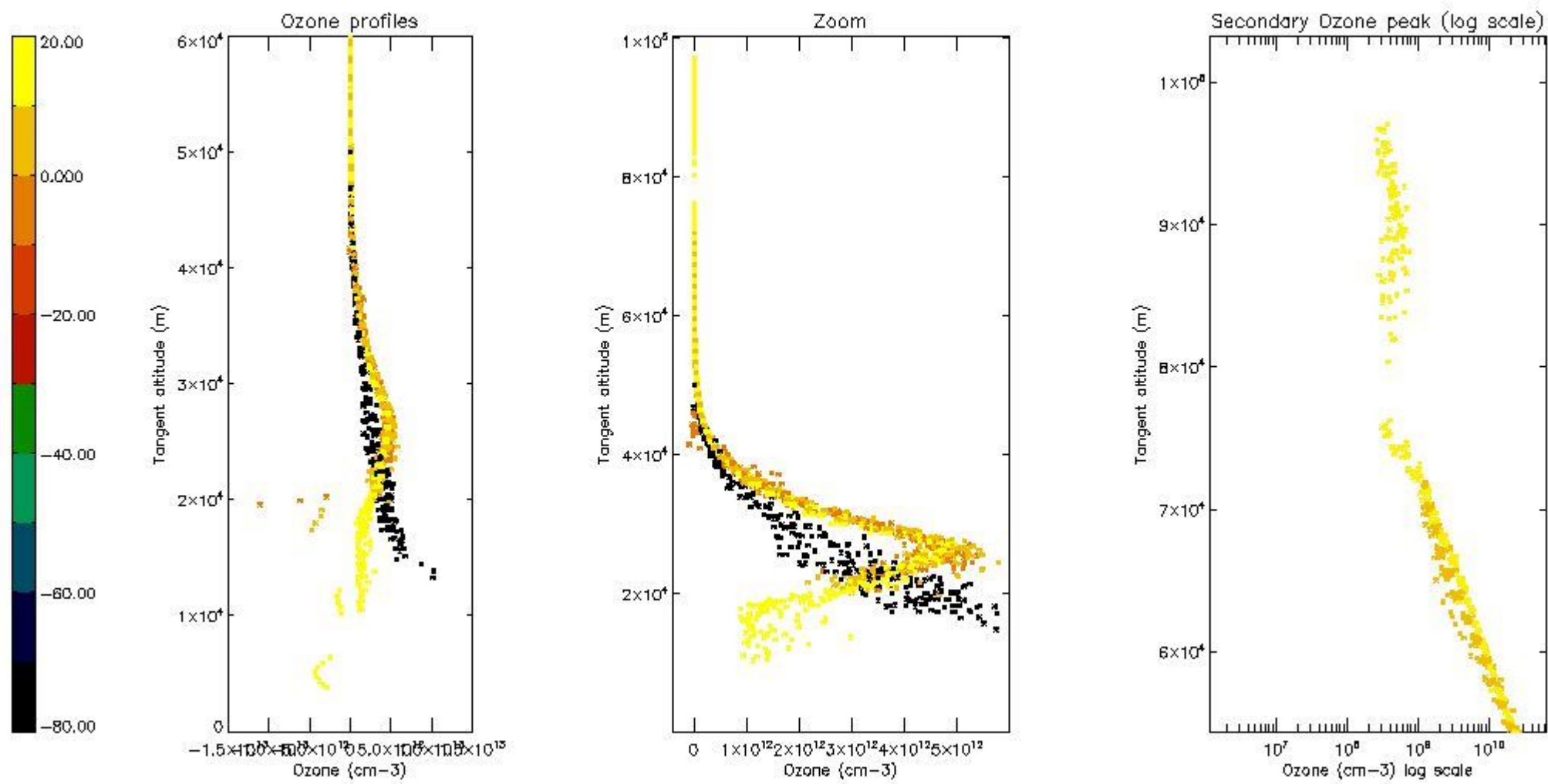
5.2 Plot ozone profiles for all STD (dark without errors)

The colorbar represents the latitude.



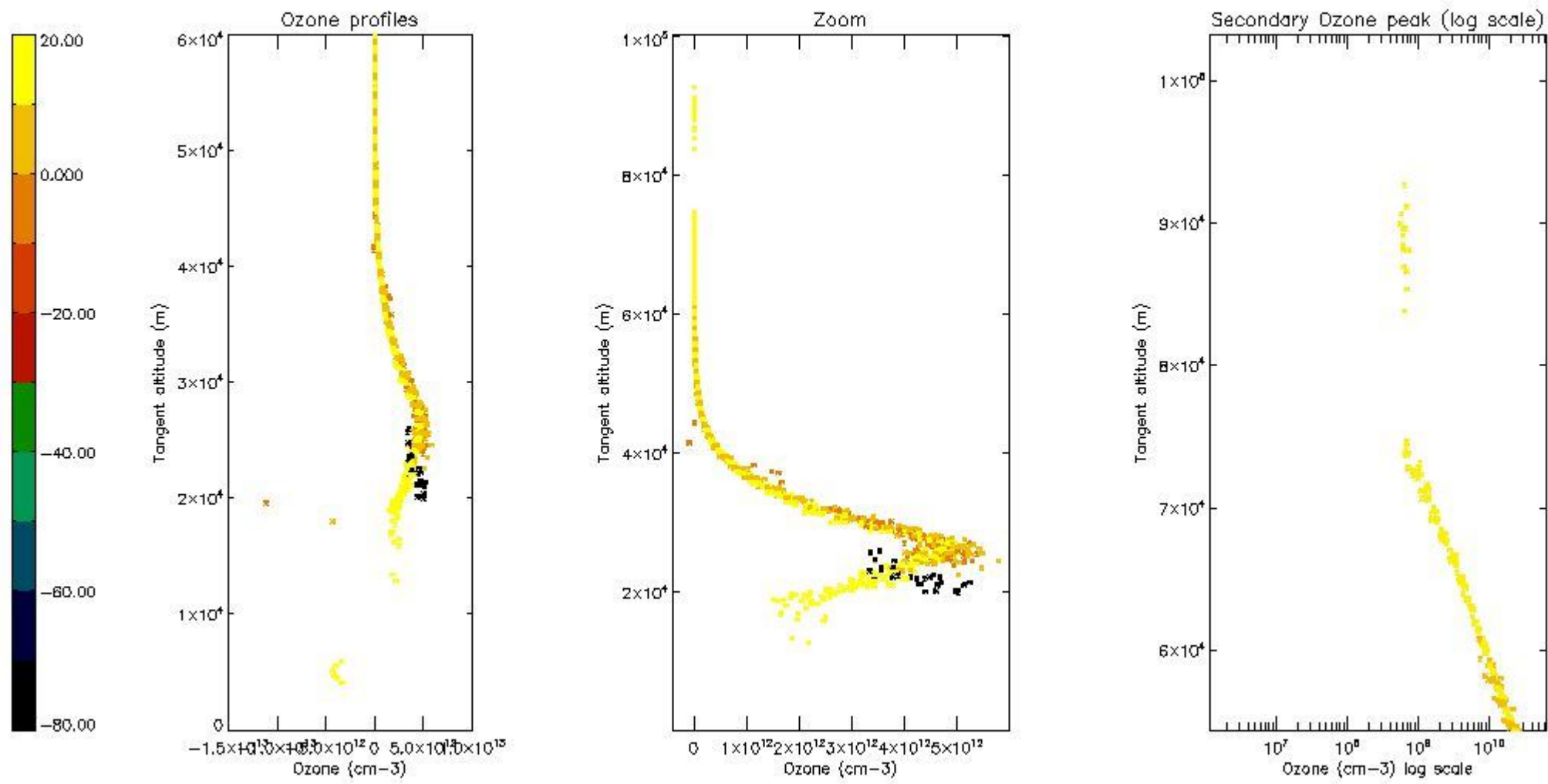
5.3 Plot ozone profiles where STD < 20% (dark without errors)

The colorbar represents the latitude.



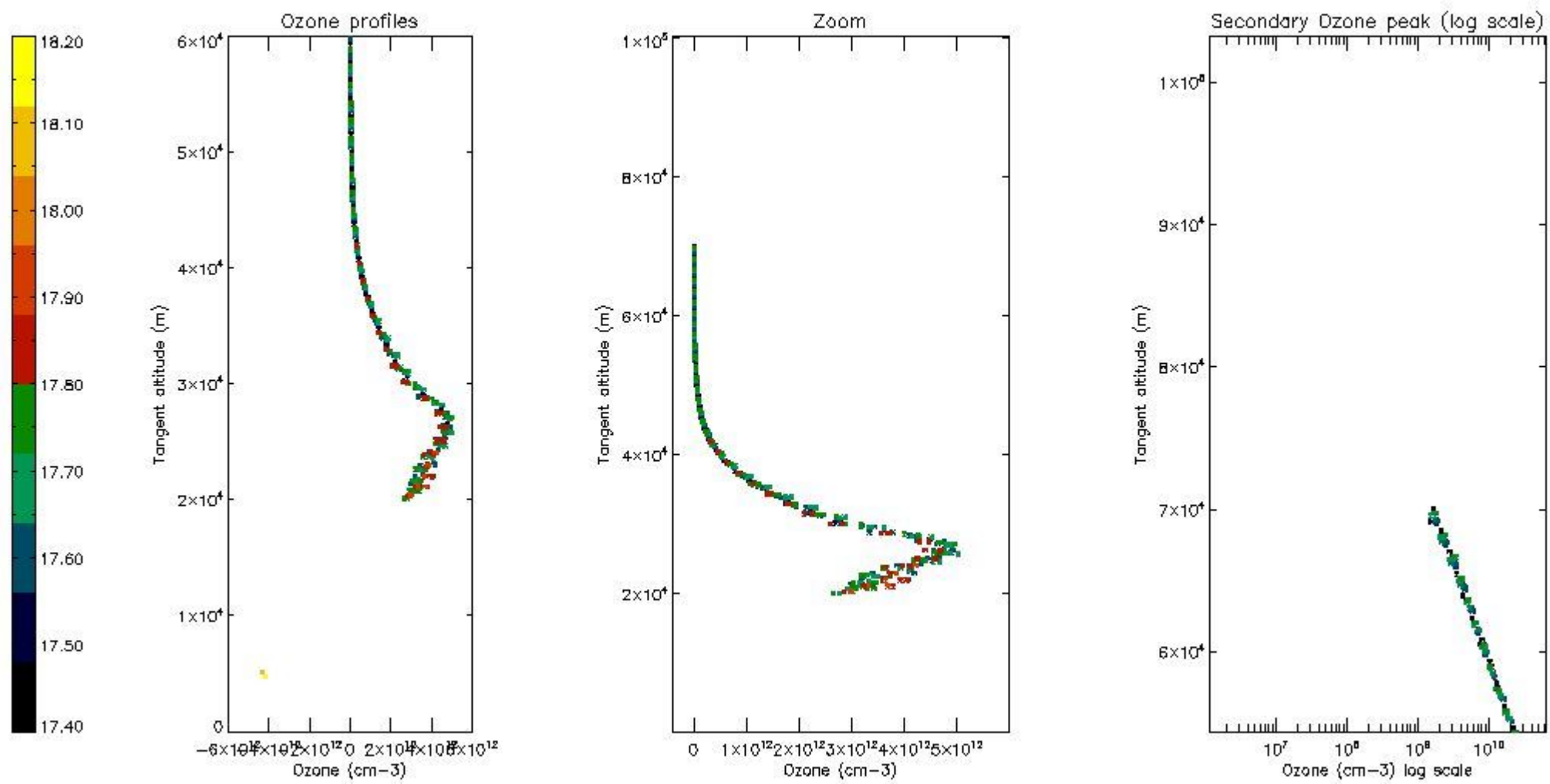
5.4 Plot ozone profiles where $STD < 10\%$ (dark without errors)

The colorbar represents the latitude.



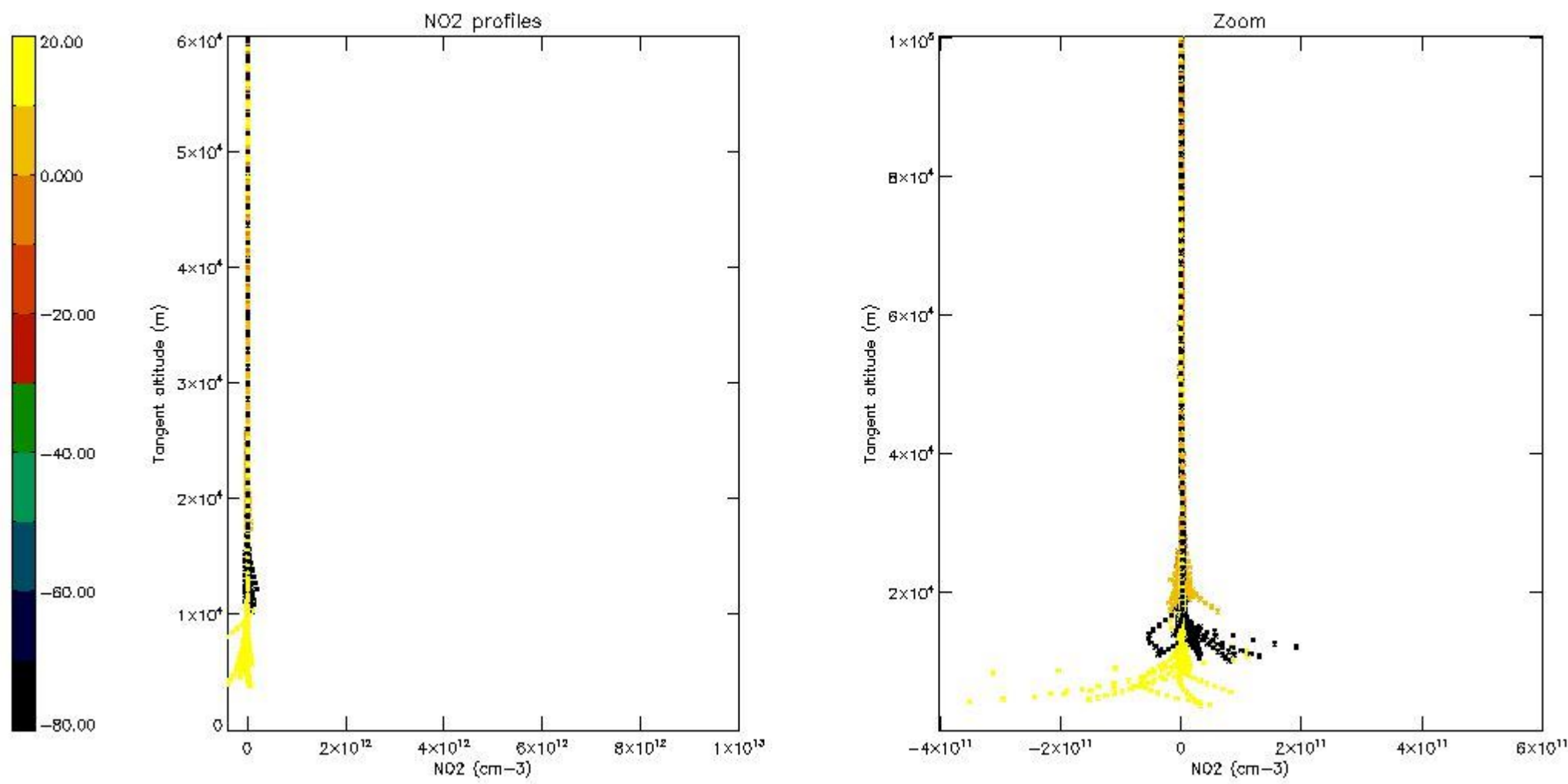
5.5 Plot ozone profiles where STD < 5% (dark without errors)

The colorbar represents the latitude.



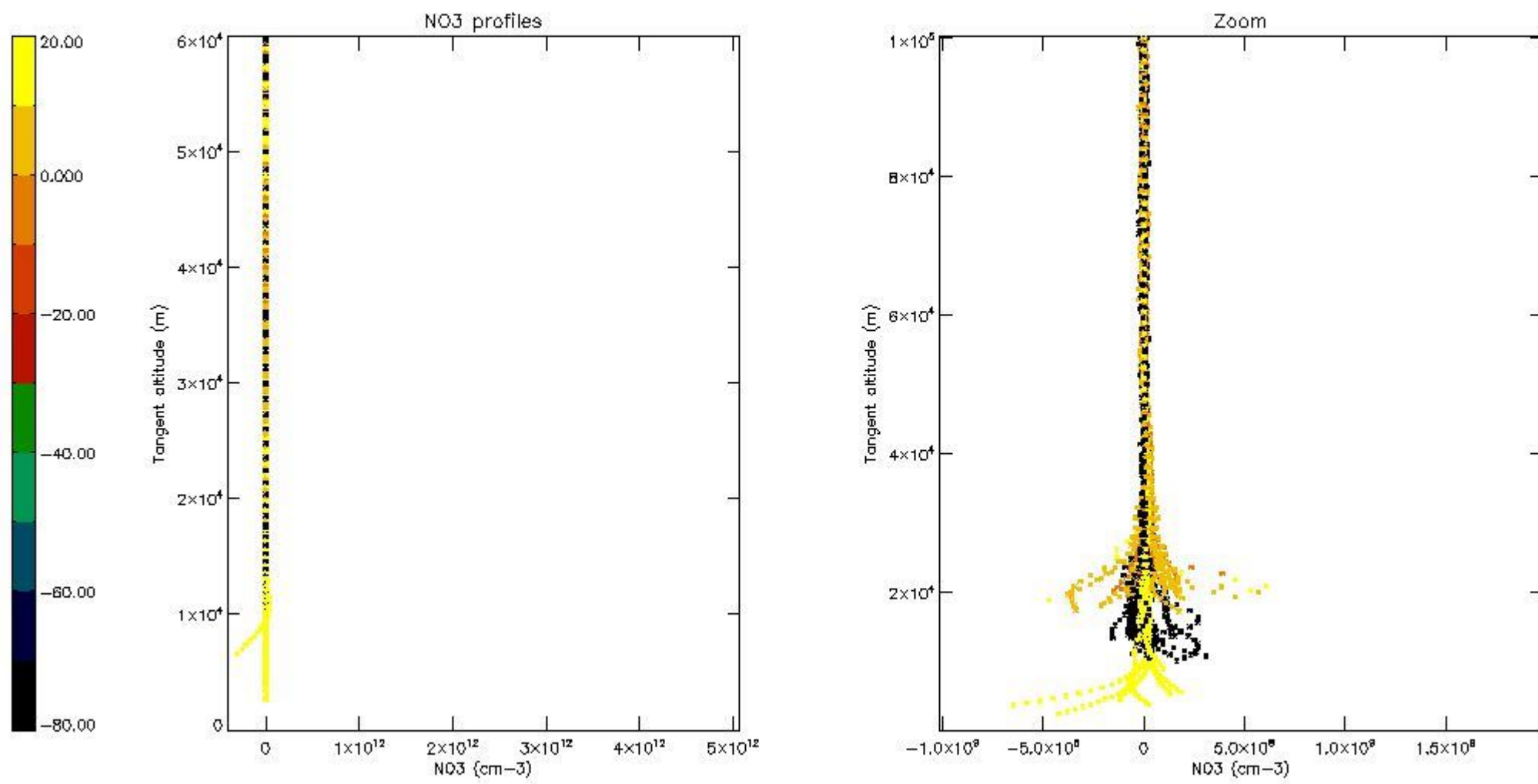
5.6 Plot NO₂ profiles for all STD (dark without errors)

The colorbar represents the latitude.



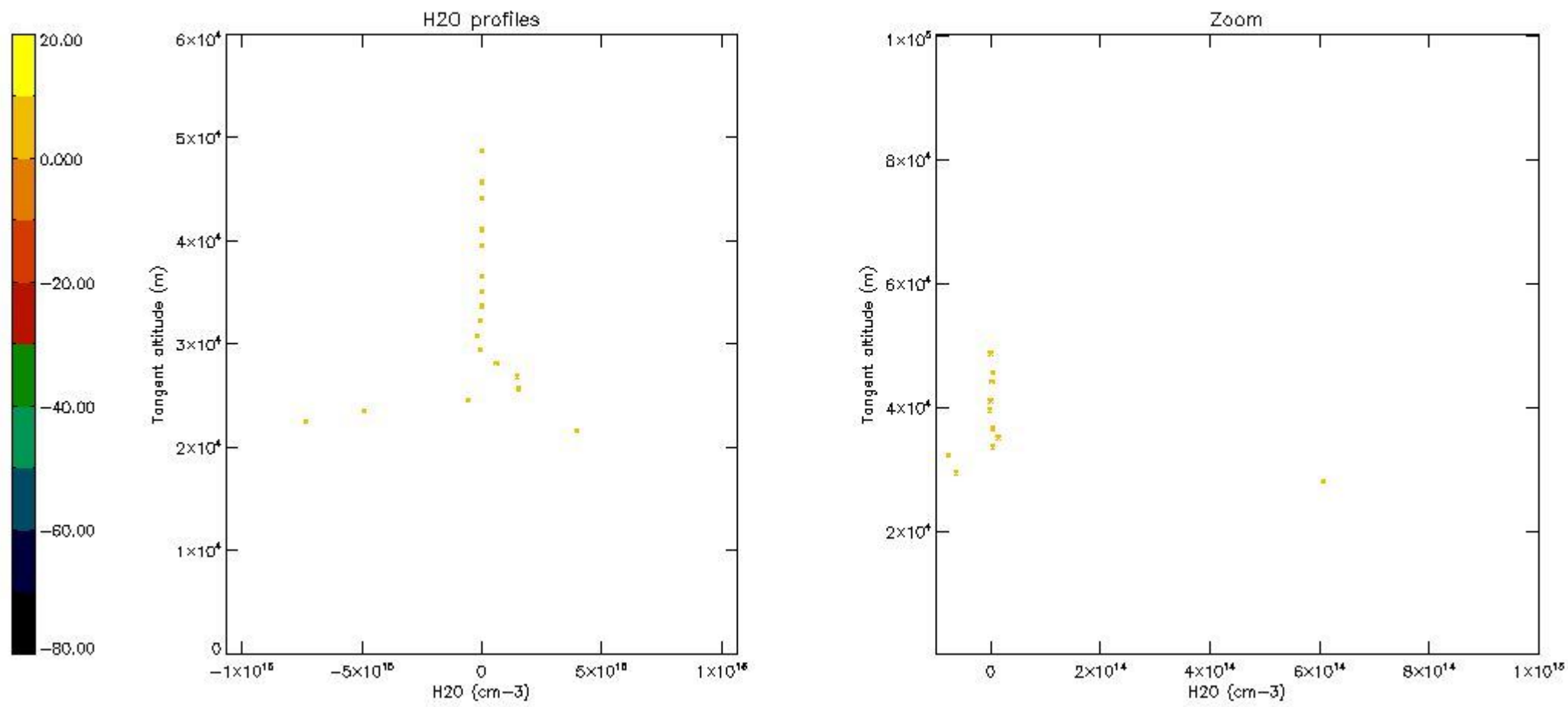
5.7 Plot NO3 profiles for all STD (dark without errors)

The colorbar represents the latitude.



5.8 Plot H₂O profiles for all STD (only for occultations of stars 1,2,3,4,13,14,16,26,63 dark without errors)

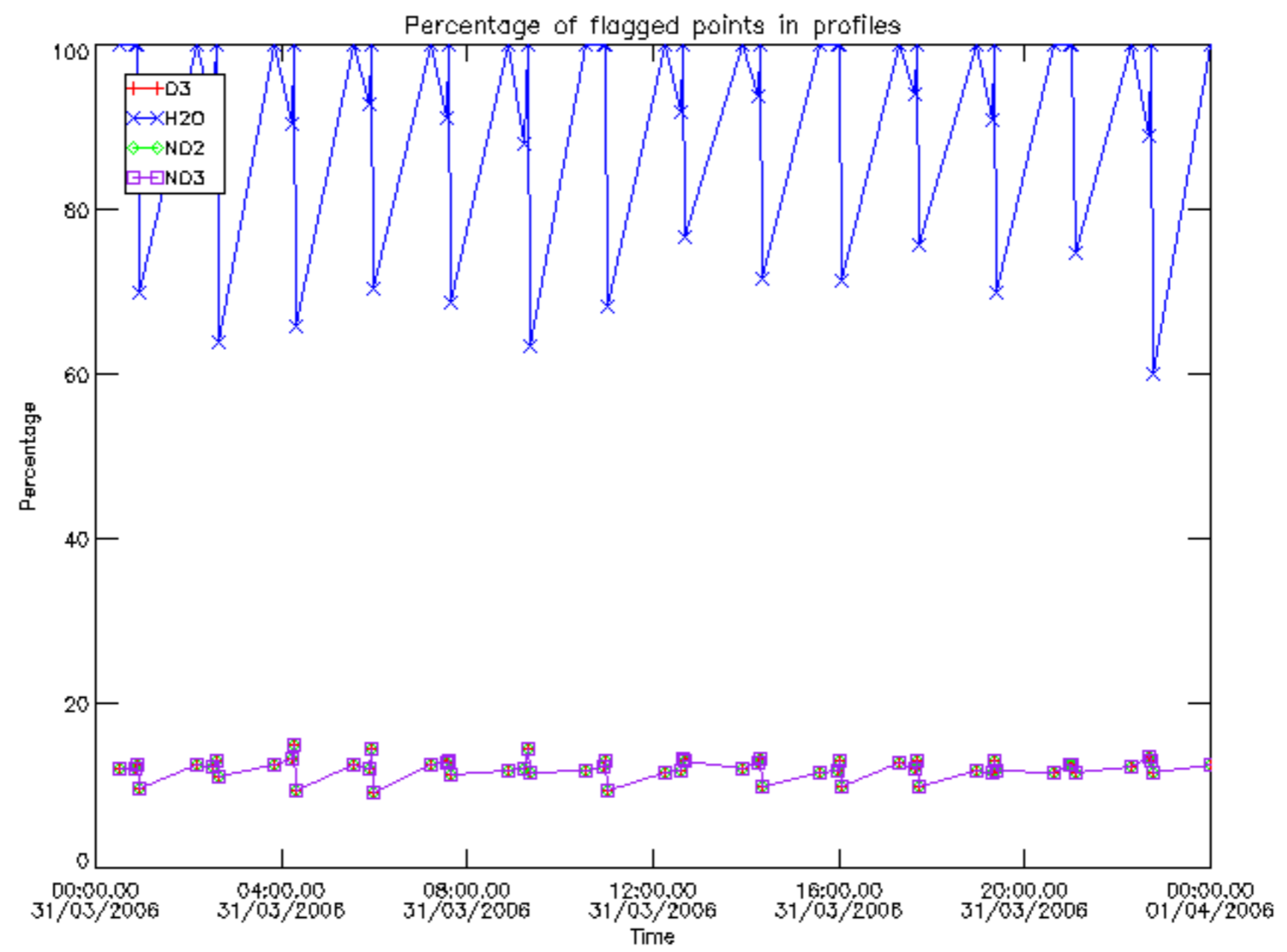
The colorbar represents the latitude.



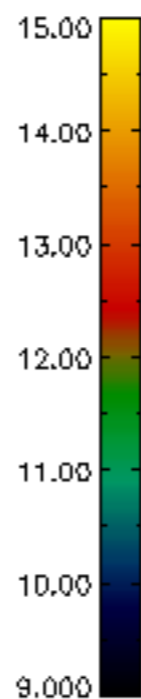
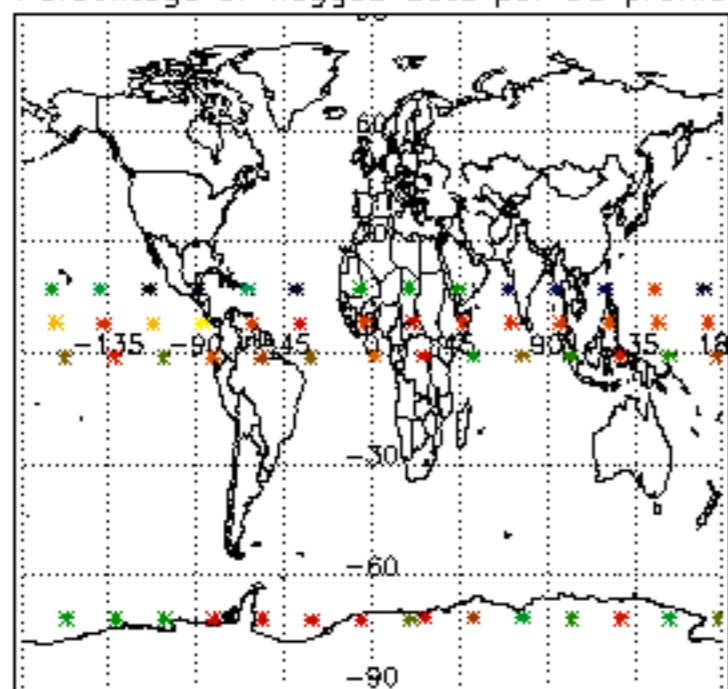
6. Auxiliary Data Files used for the production reported in section 2

The number reported in the third column indicates since which file (see list in section 2) the corresponding auxiliary file has been used. The fourth column is the date of those product files.

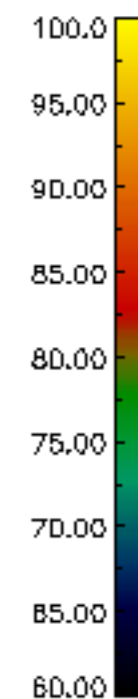
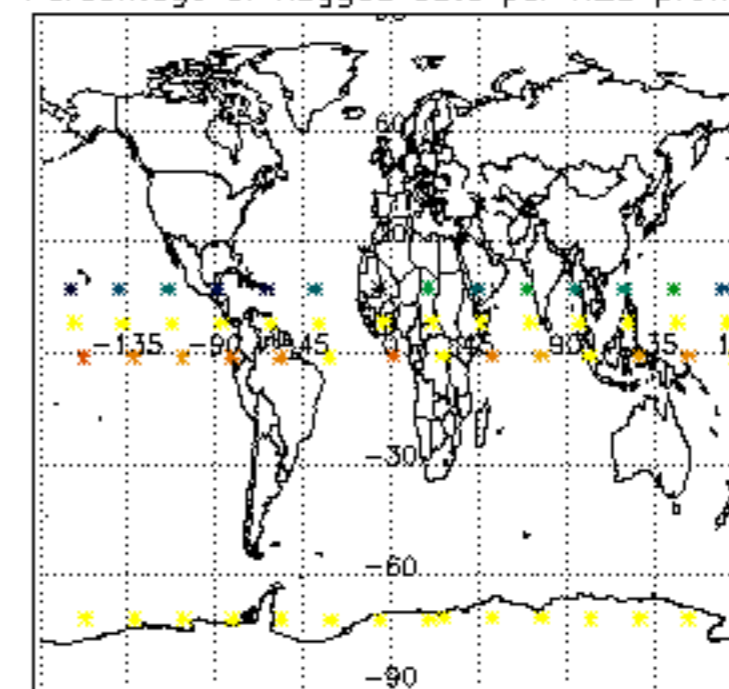
Type	Auxiliary Filename	Used since product	Used since product date
INST_PHYS_CHARACTERISTICS	GOM_INS_AXVIEC20091111_143220_20030716_120000_20500101_000000	1	31-MAR-2006 00:01:17
LEVEL-2_PROC_CONFIG	GOM_PR2_AXVIEC20091111_152718_20020301_000000_20500101_000000	1	31-MAR-2006 00:01:17
CROSS_SECTIONS_FILE	GOM_CRS_AXVIEC20091111_154832_20020301_000000_20500101_000000	1	31-MAR-2006 00:01:17



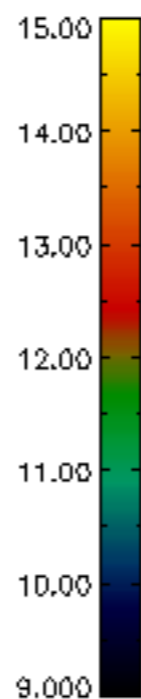
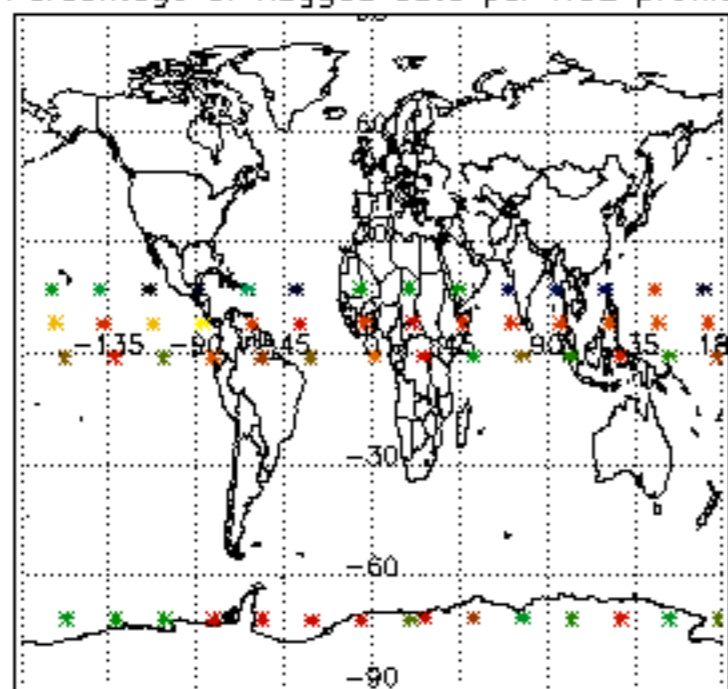
Percentage of flagged data per D3 profile



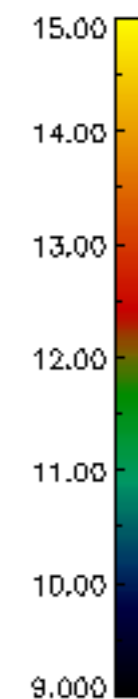
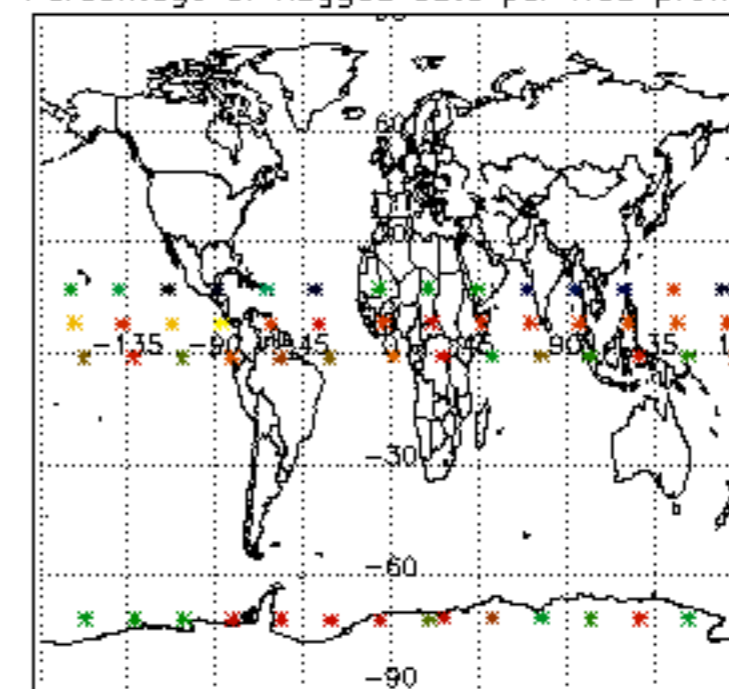
Percentage of flagged data per H2O profile

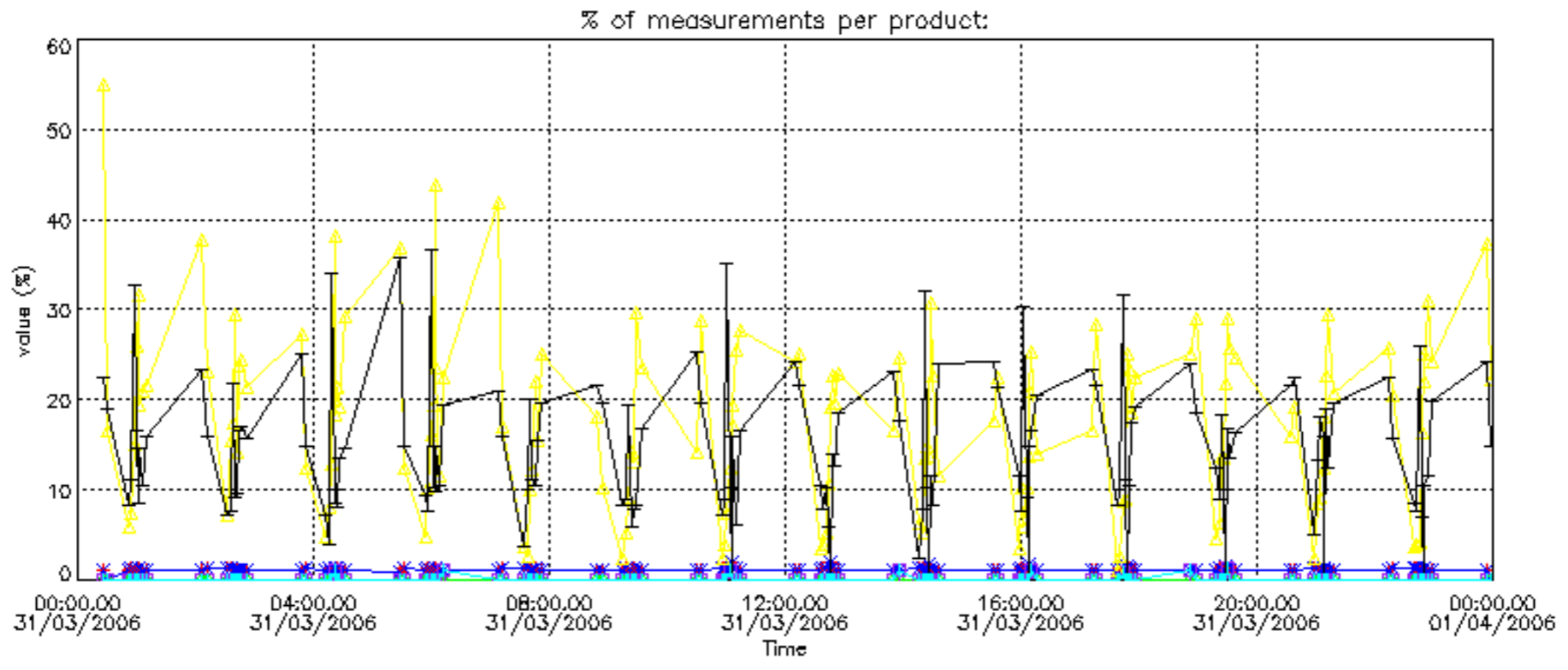


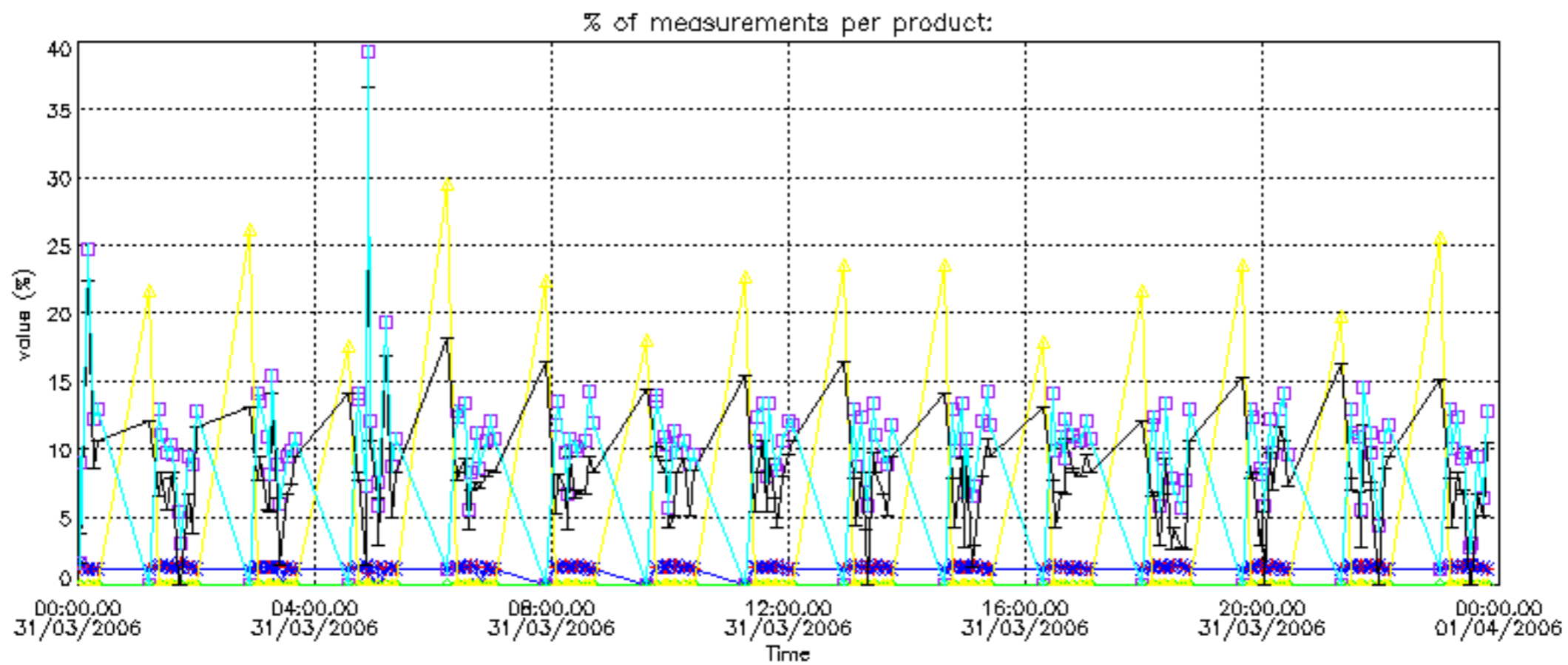
Percentage of flagged data per NO2 profile



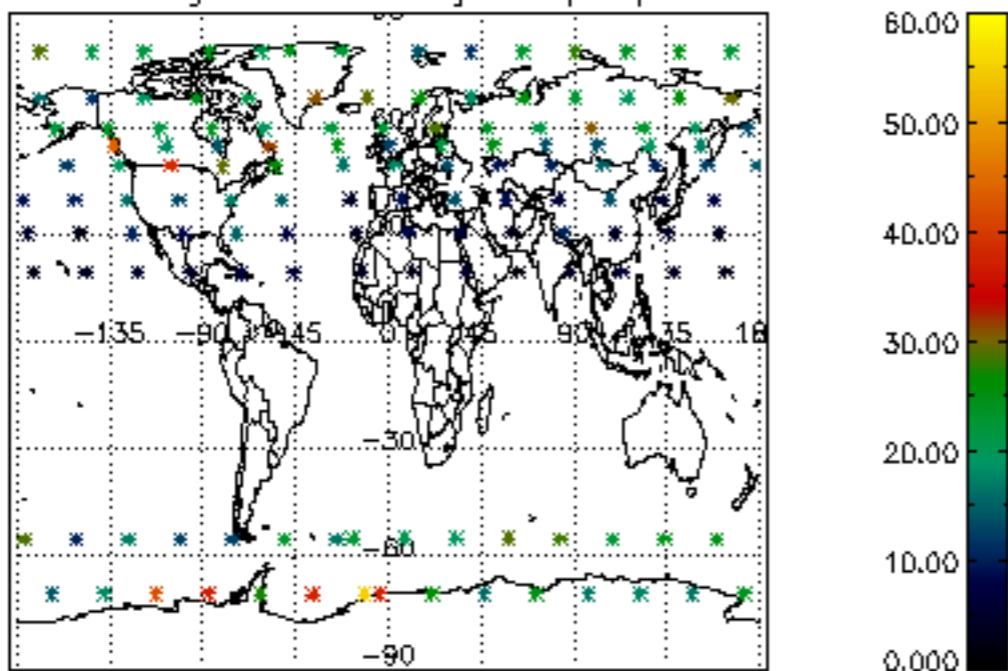
Percentage of flagged data per NO3 profile



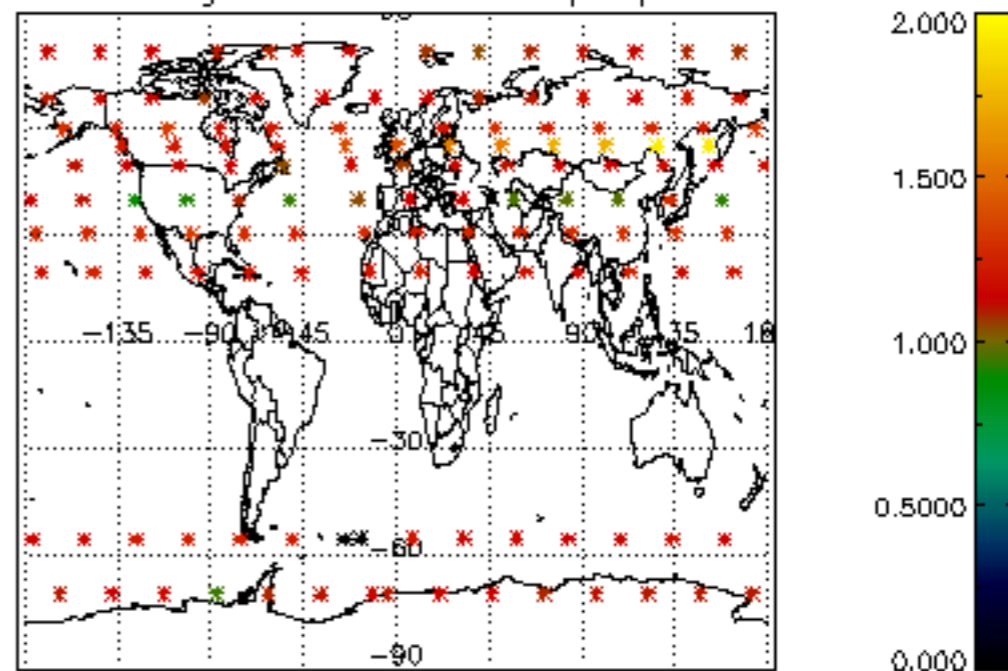




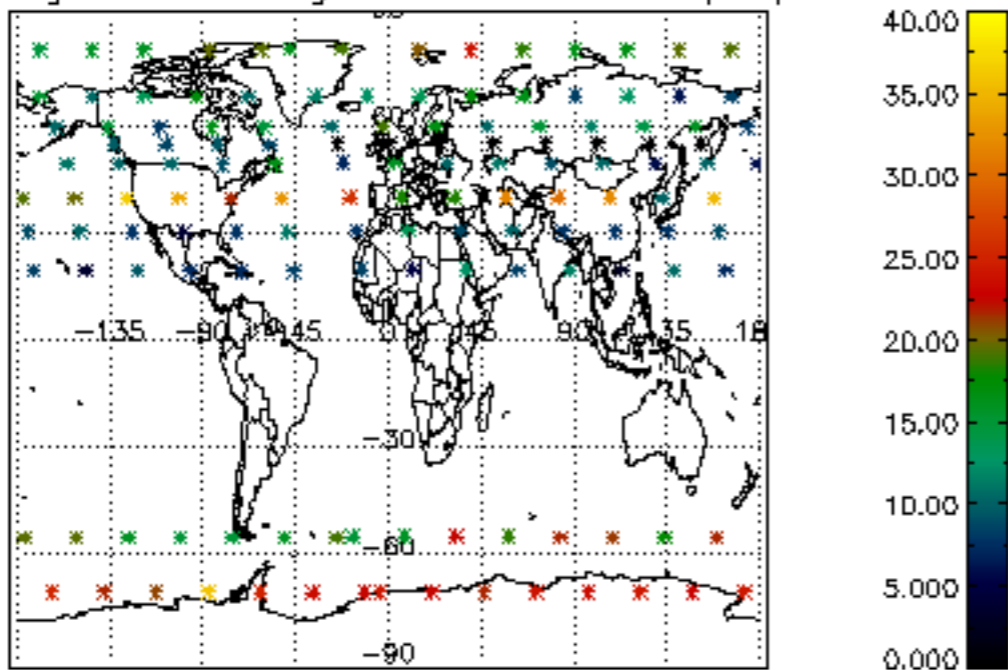
Percentage of cosmic ray hits per profile



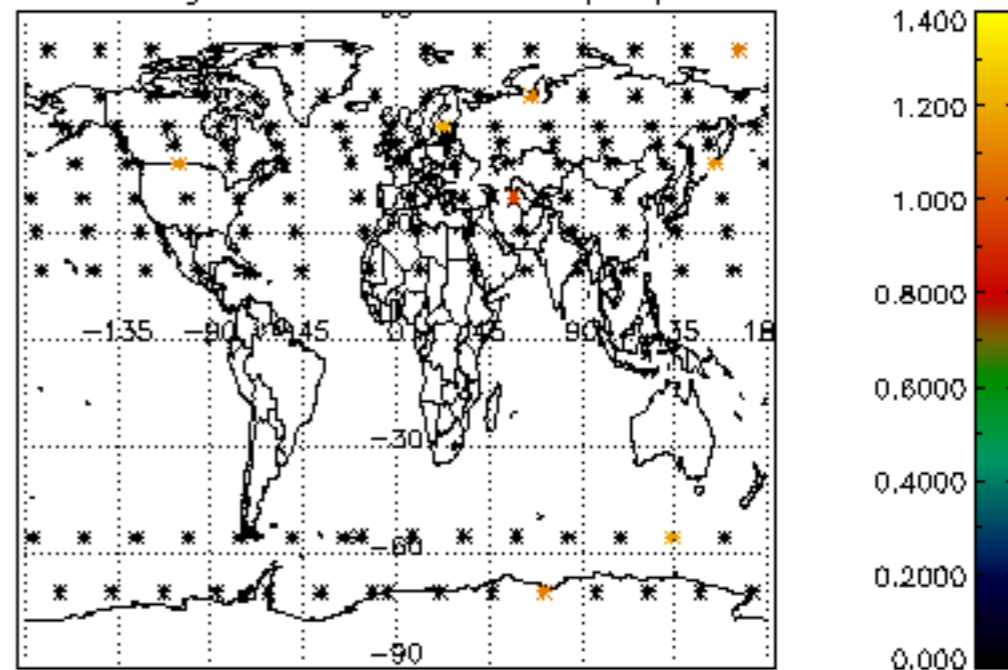
Percentage of datation errors per profile



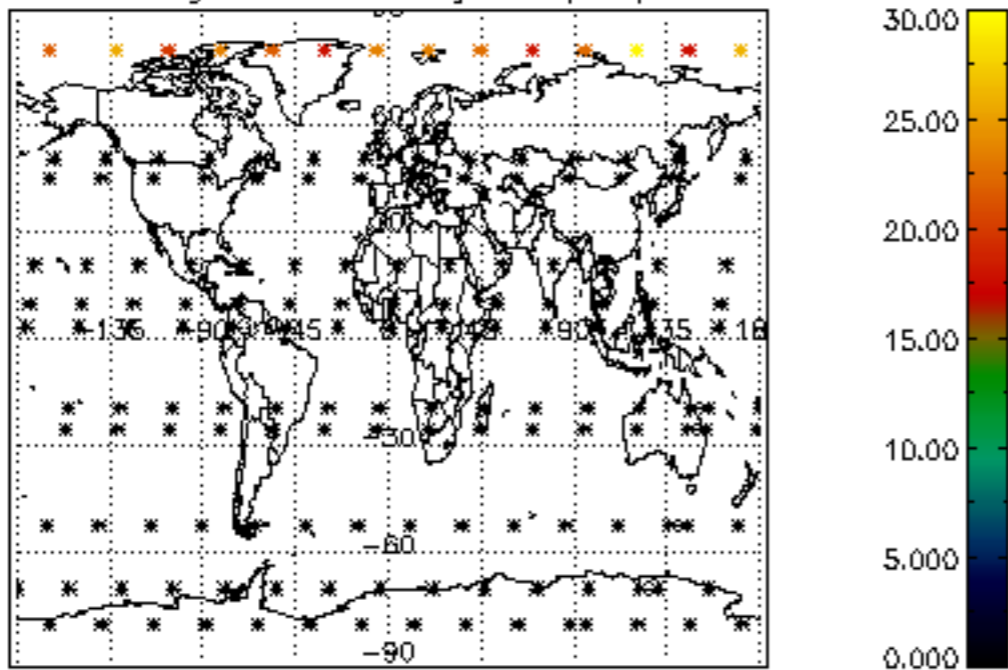
Percentage of star falling outside central band per profile



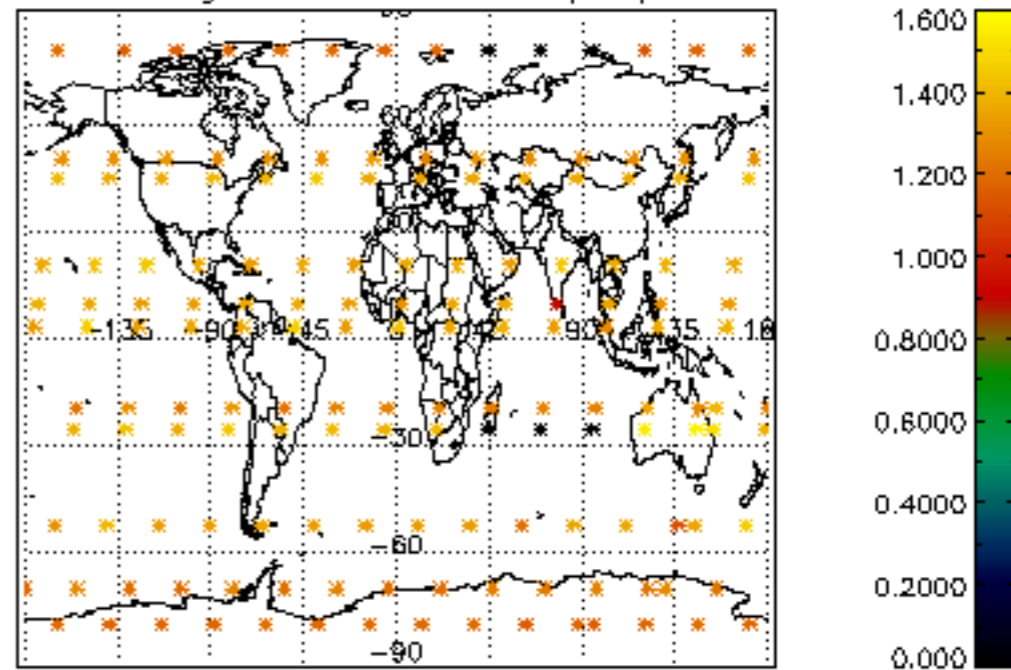
Percentage of saturation errors per profile



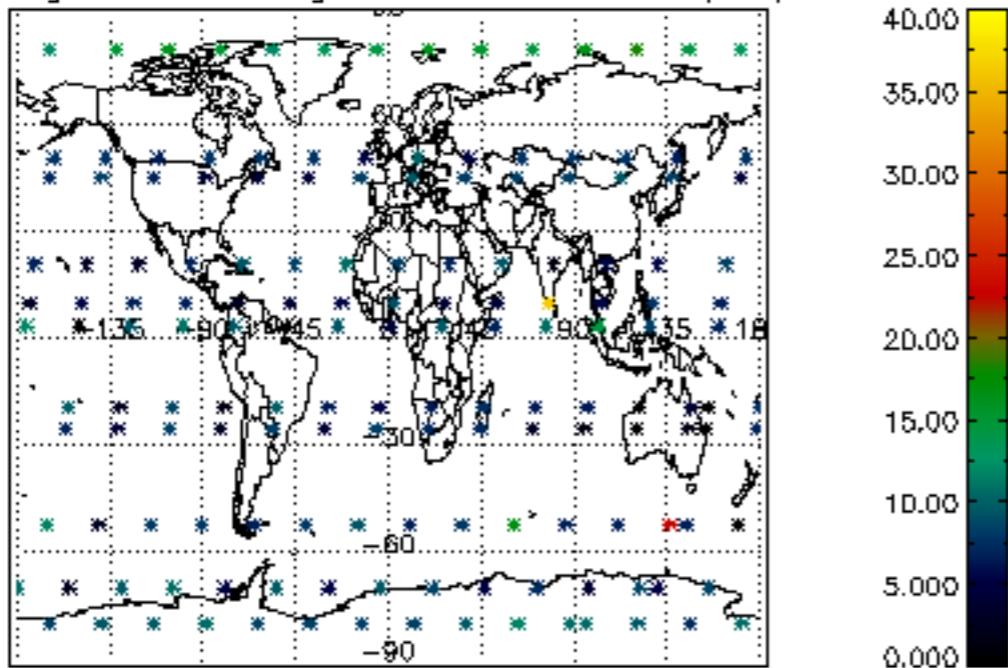
Percentage of cosmic ray hits per profile



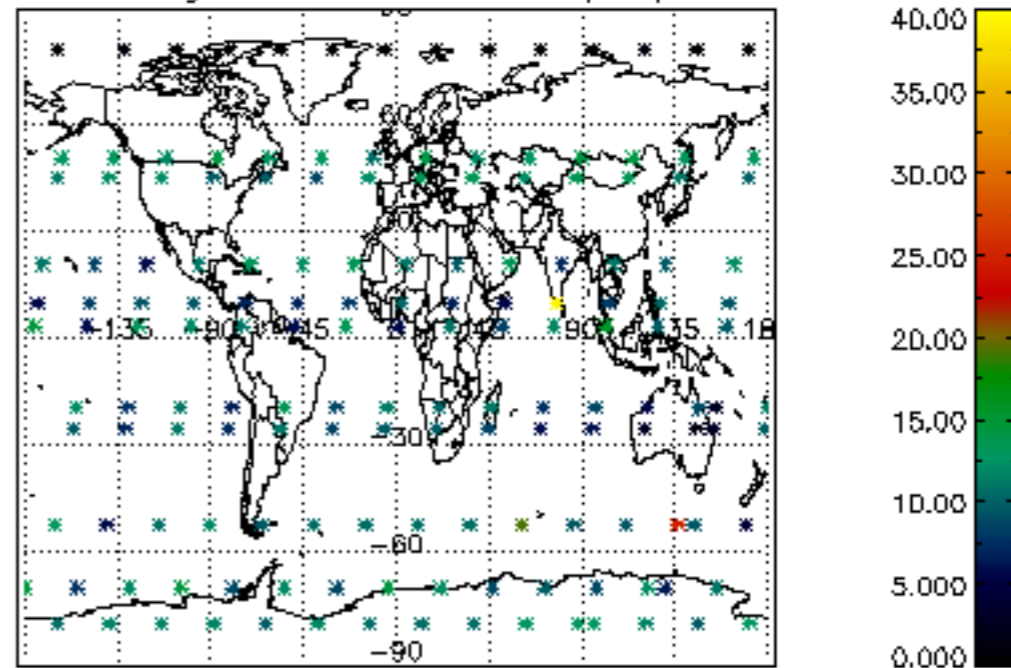
Percentage of datation errors per profile

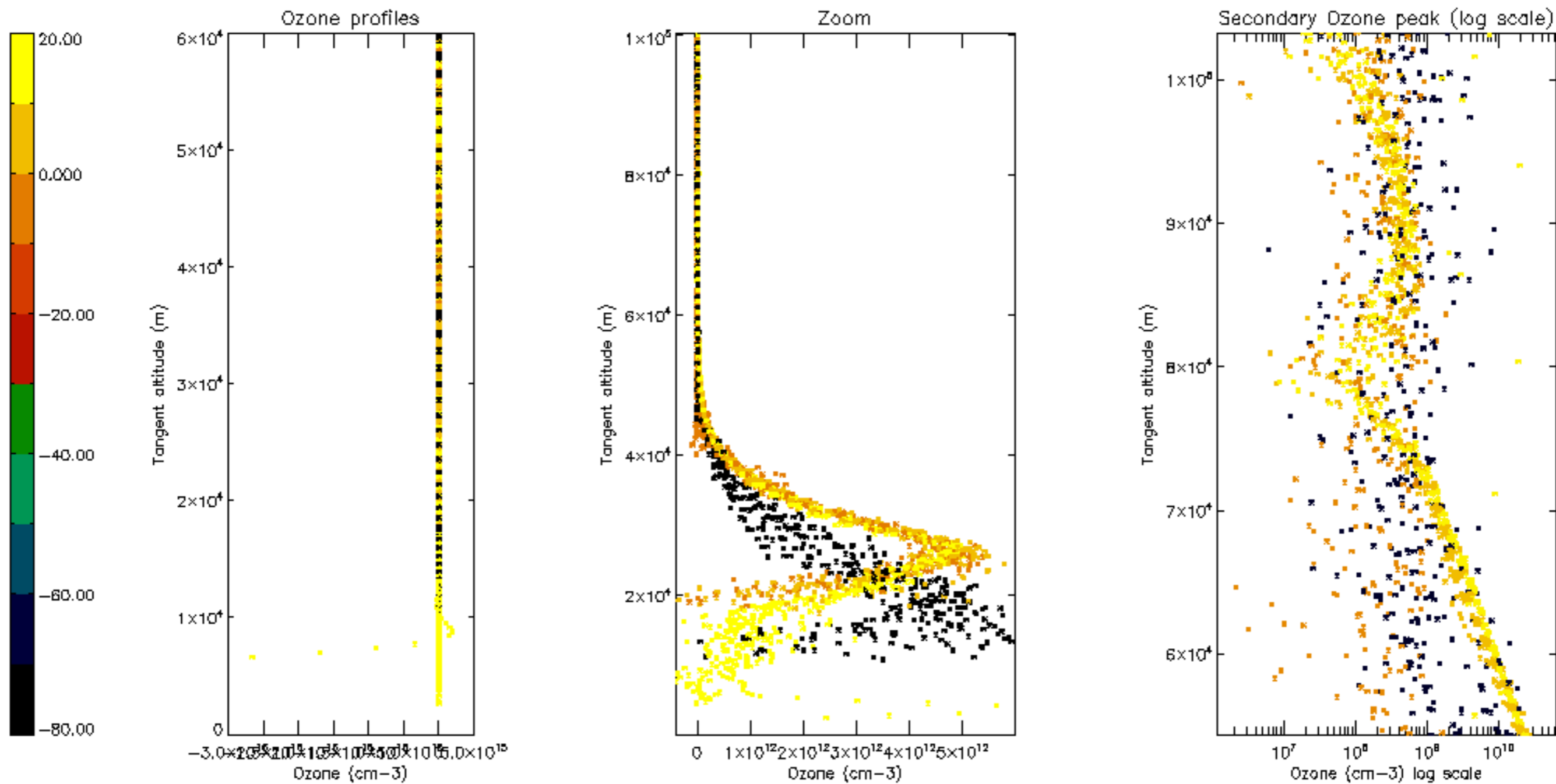


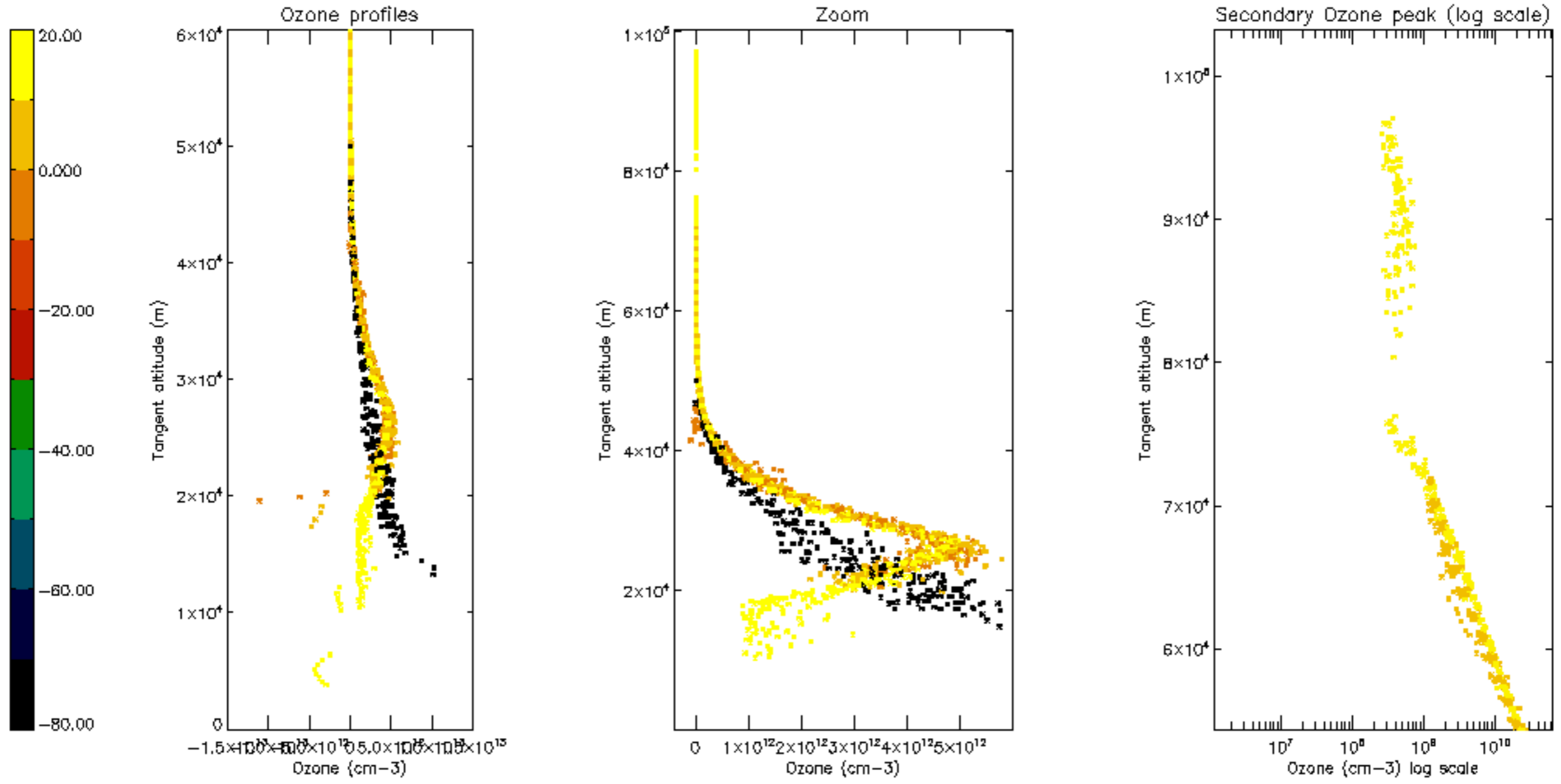
Percentage of star falling outside central band per profile

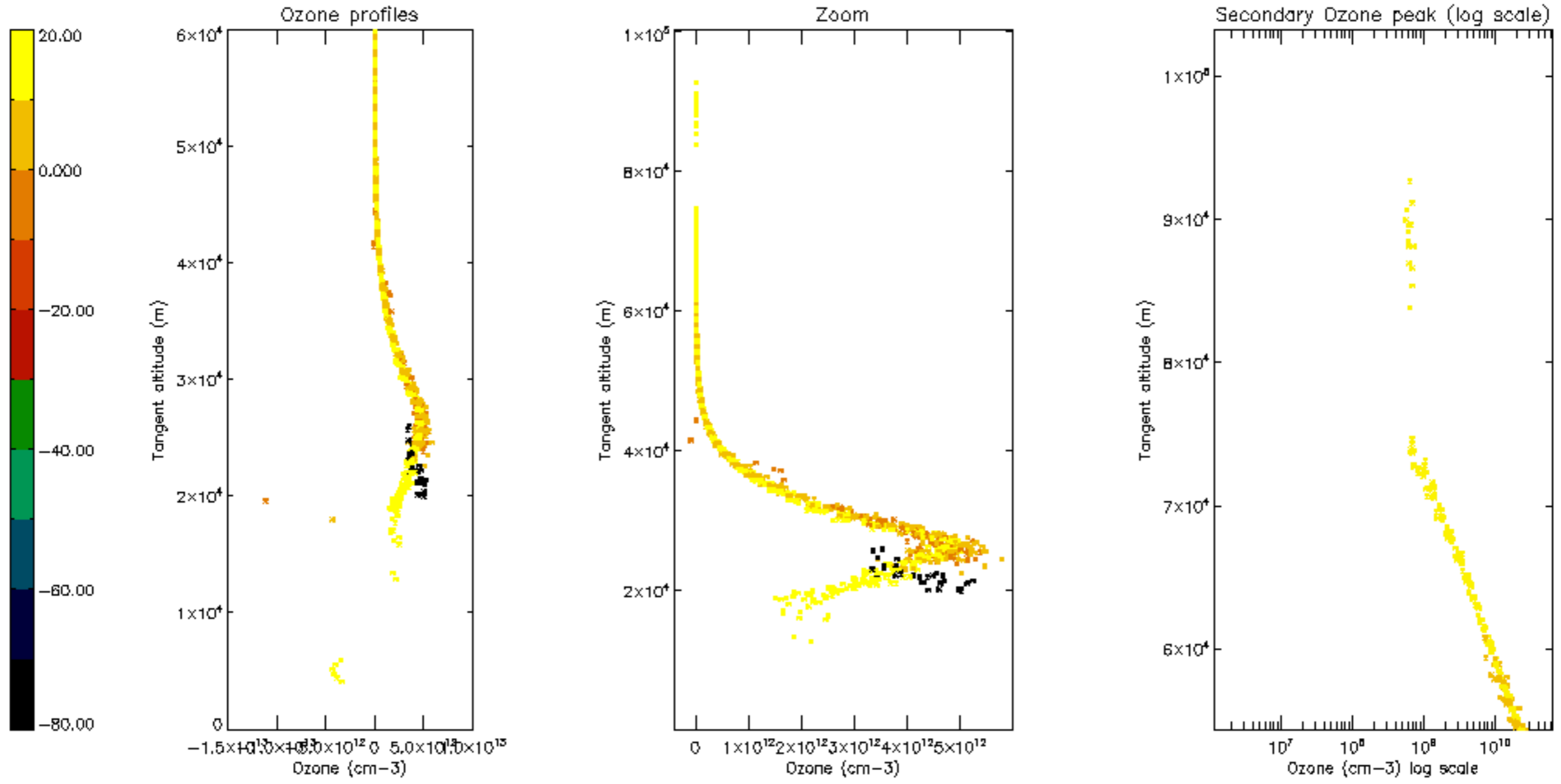


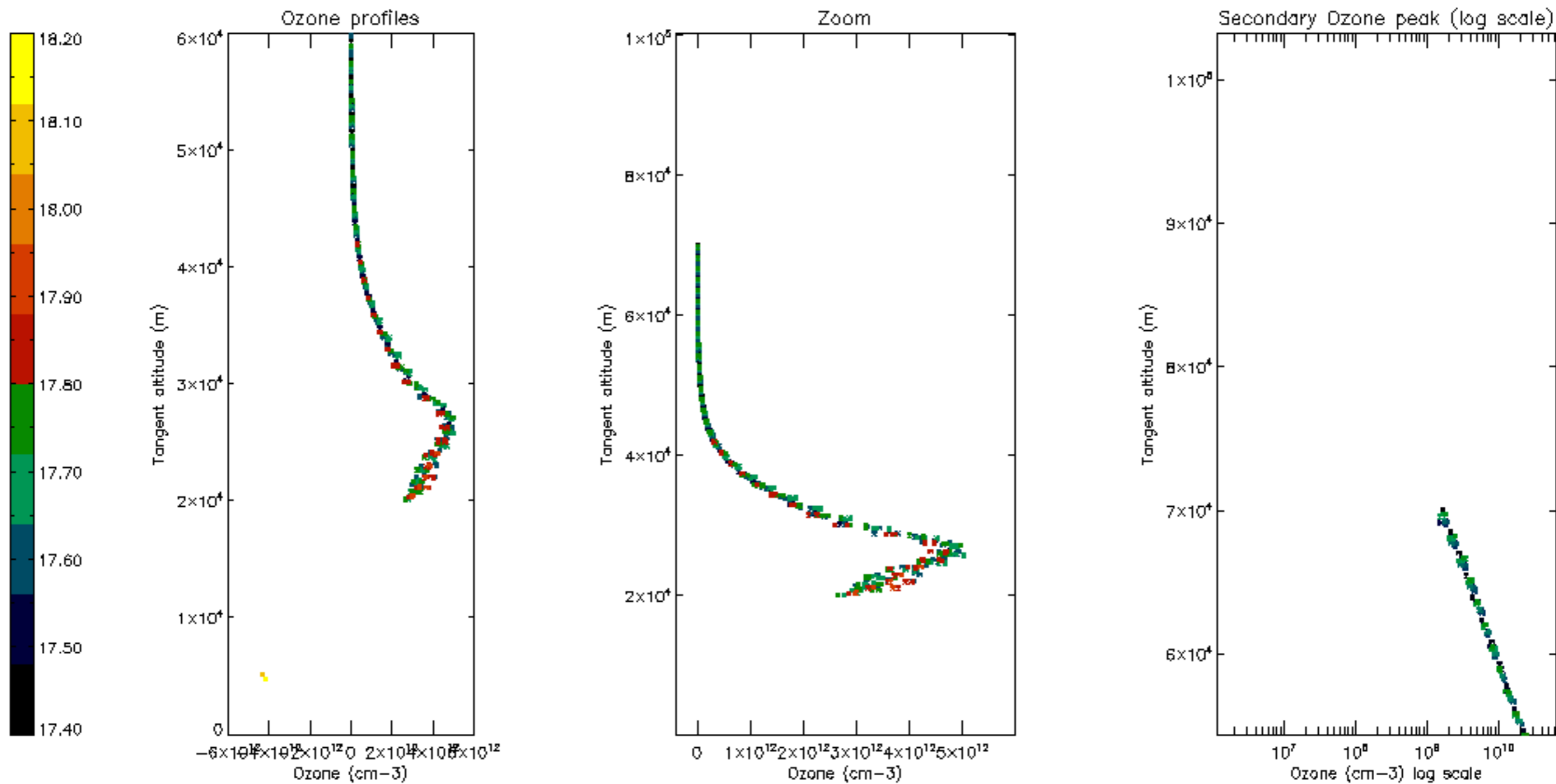
Percentage of saturation errors per profile

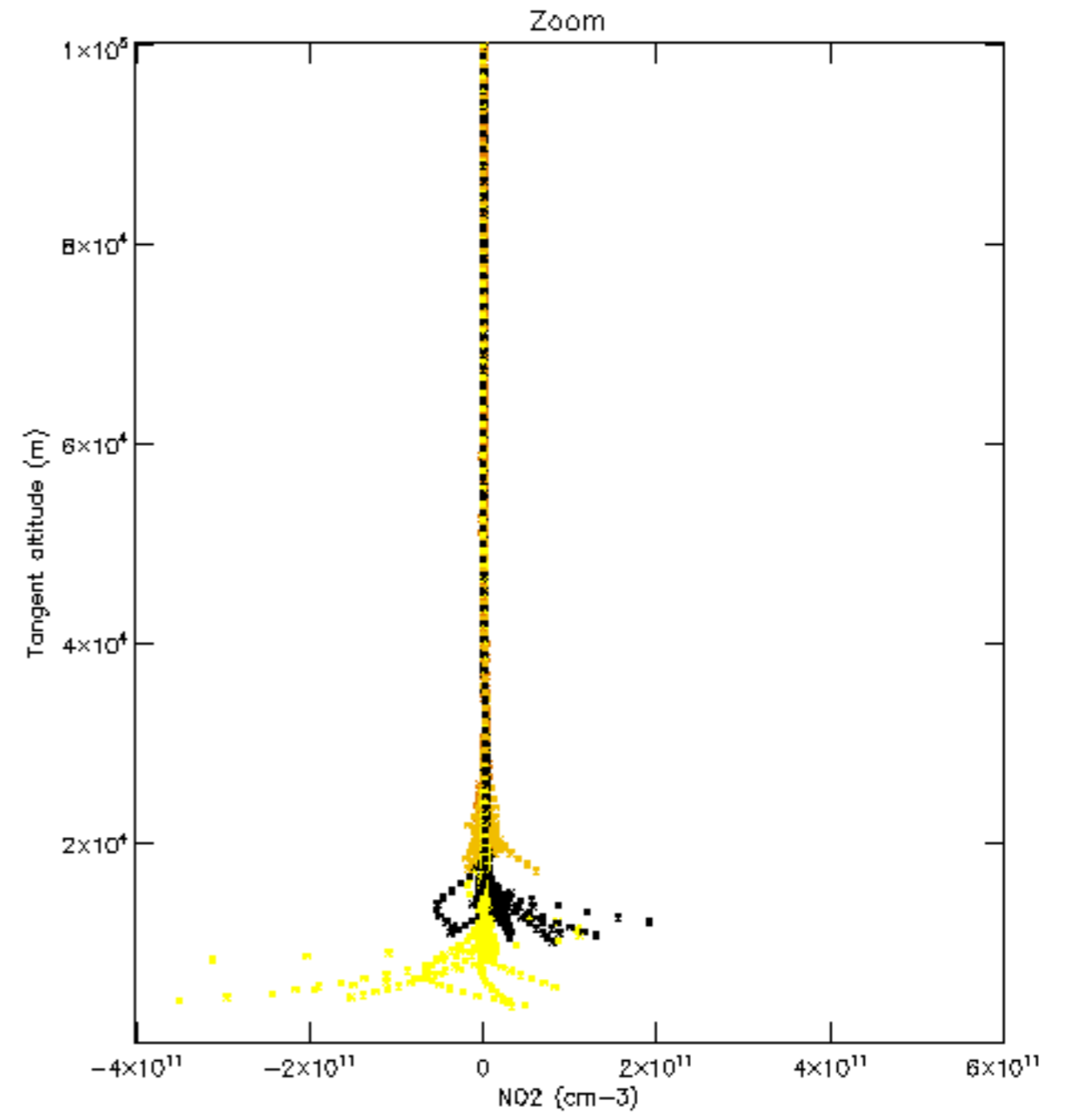
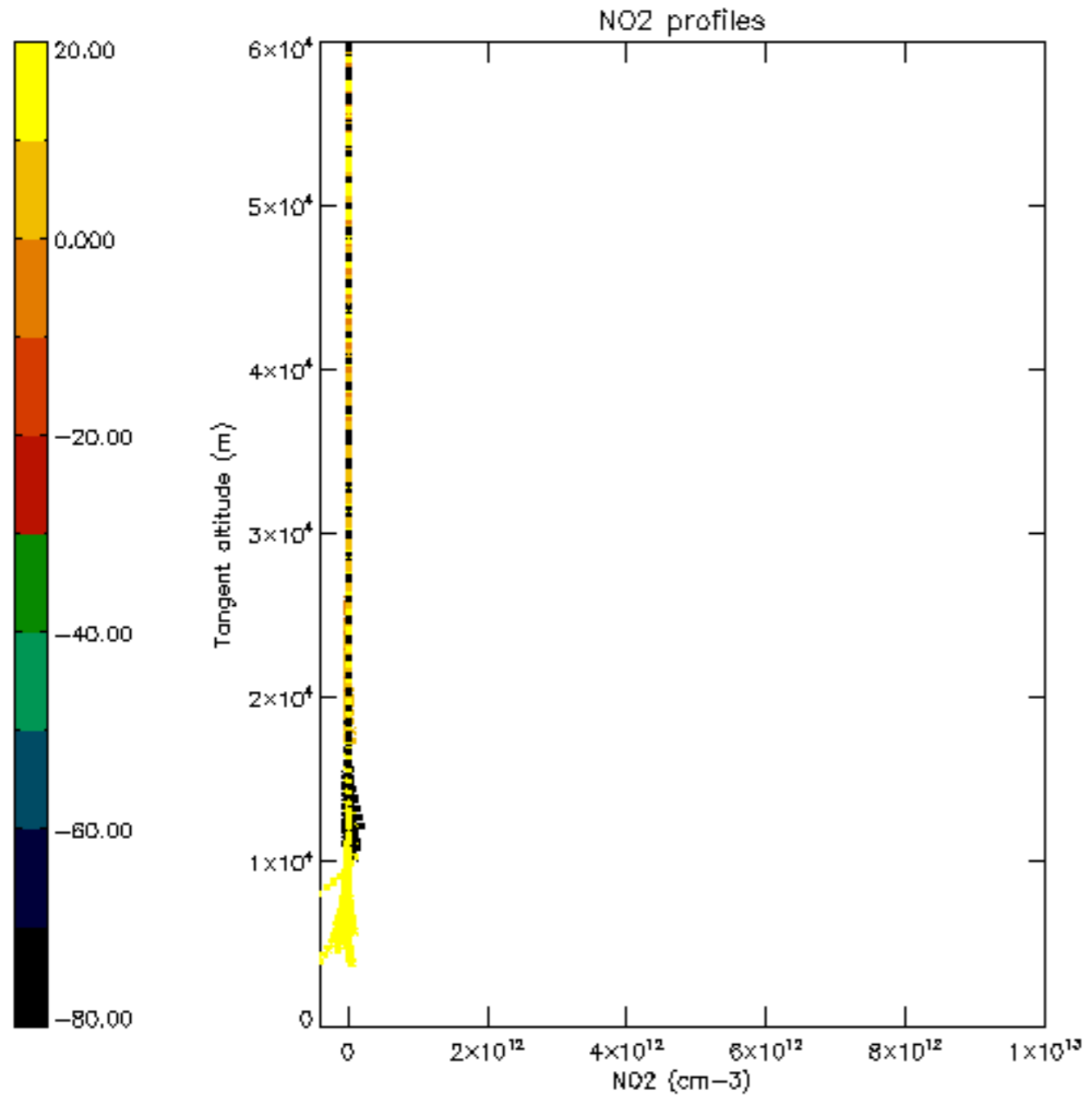


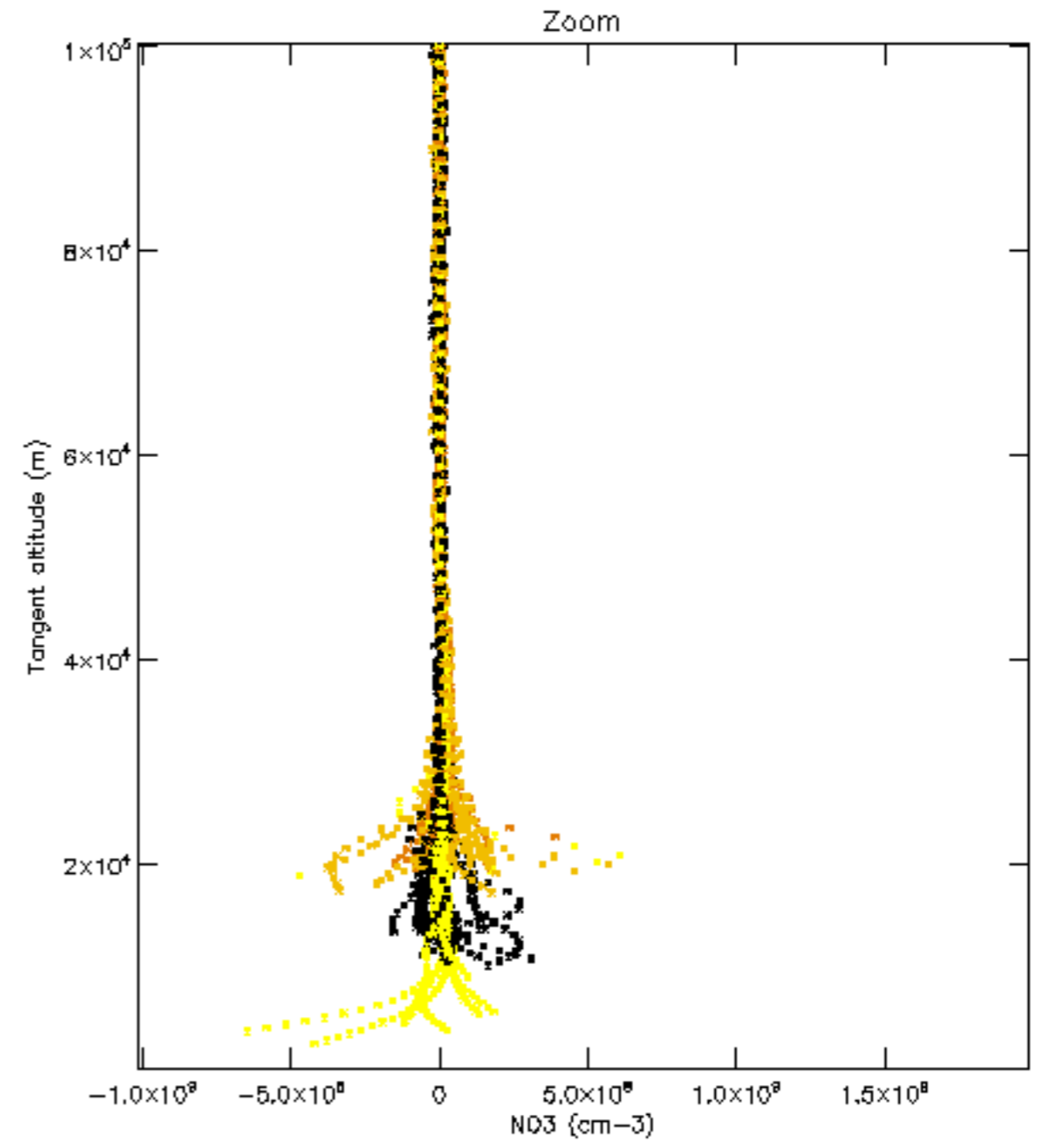
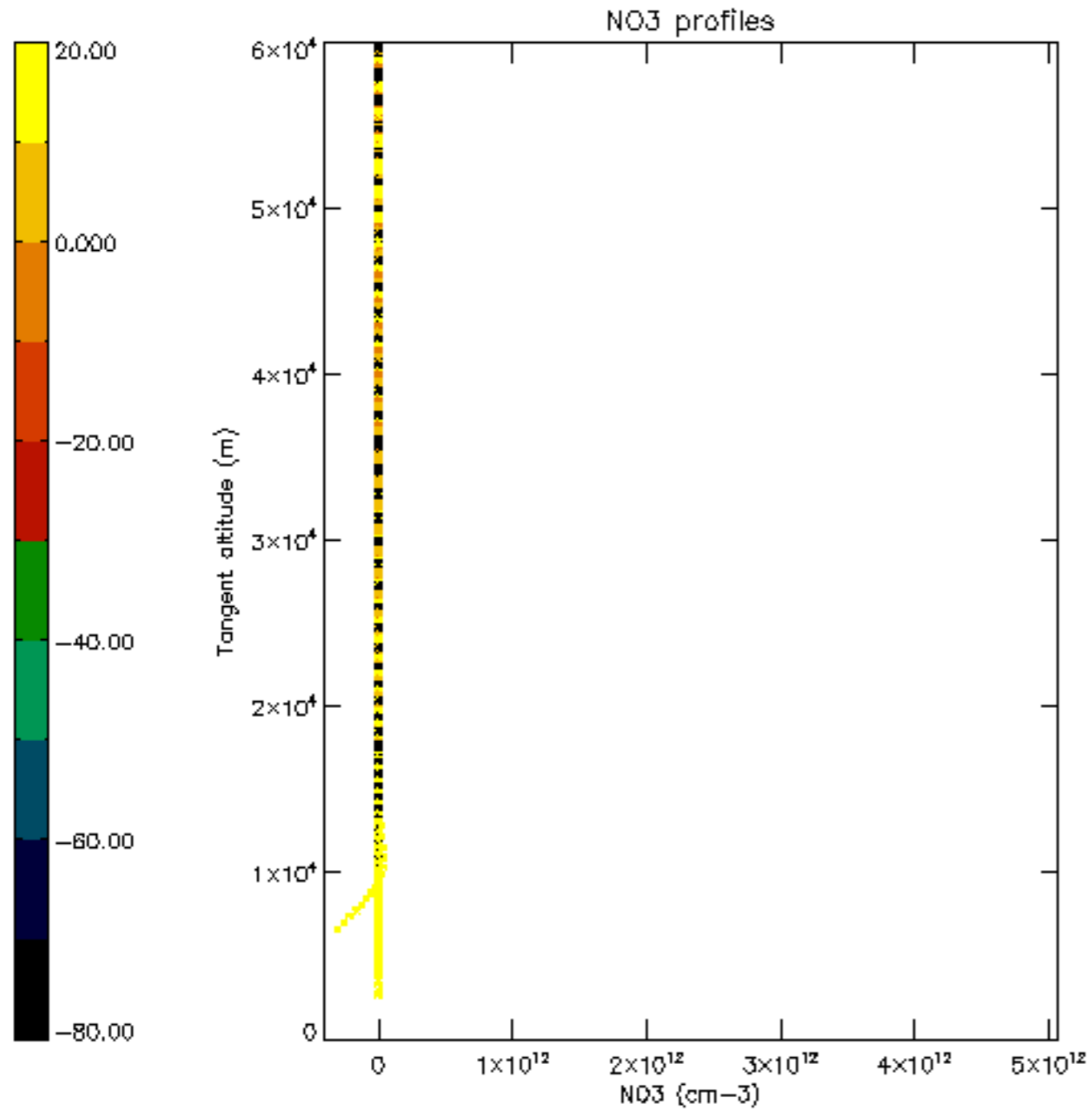


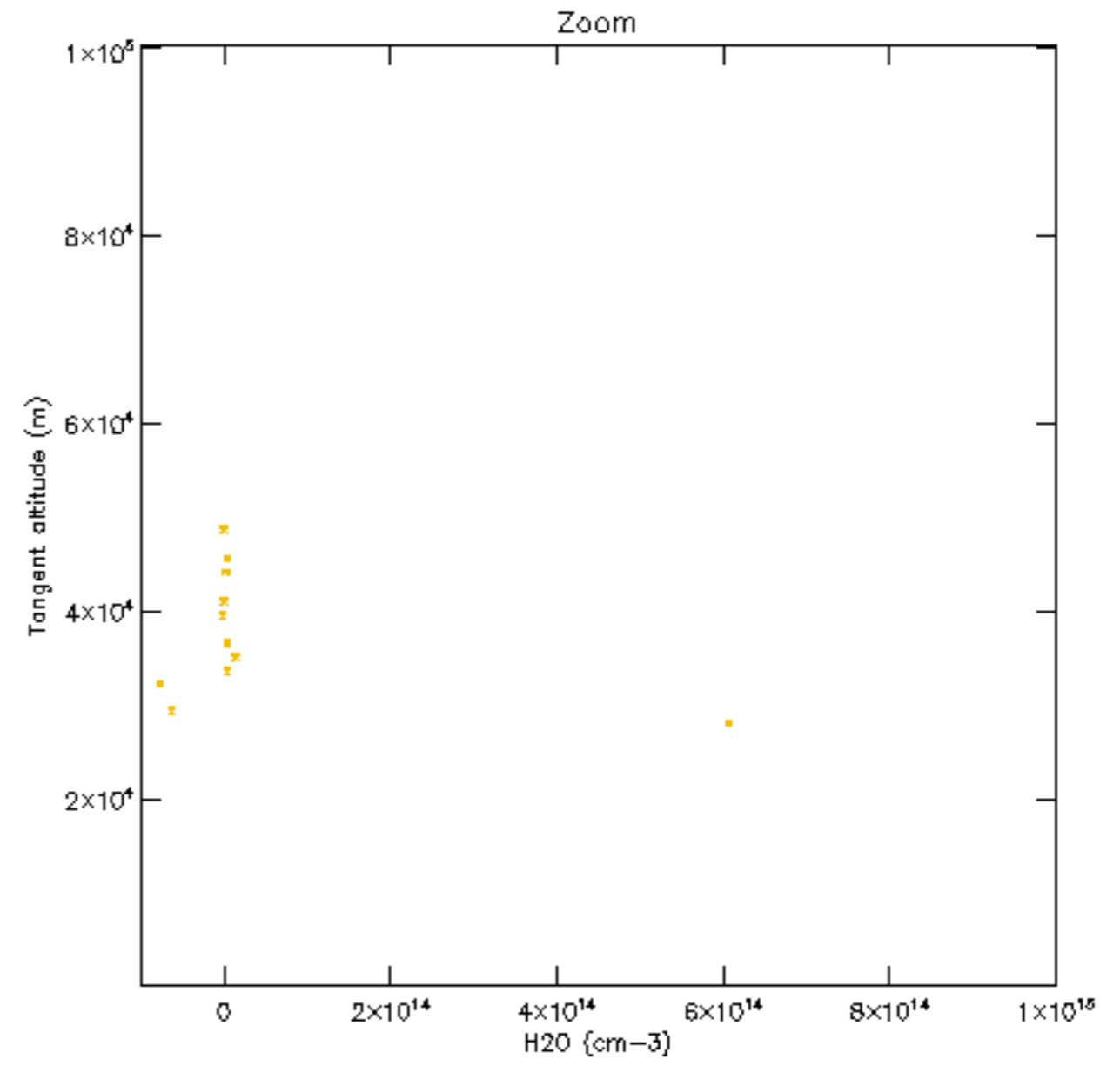
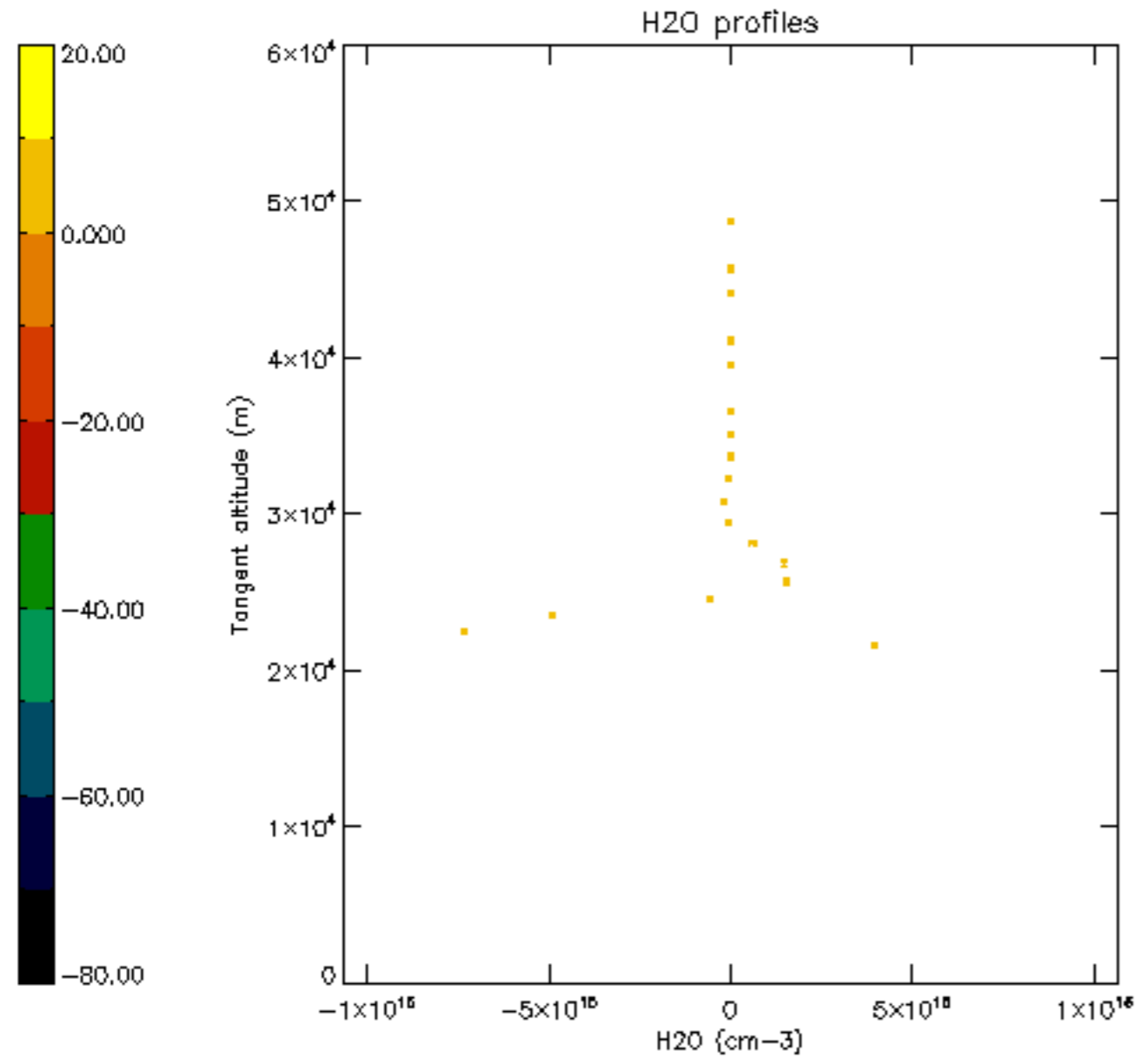


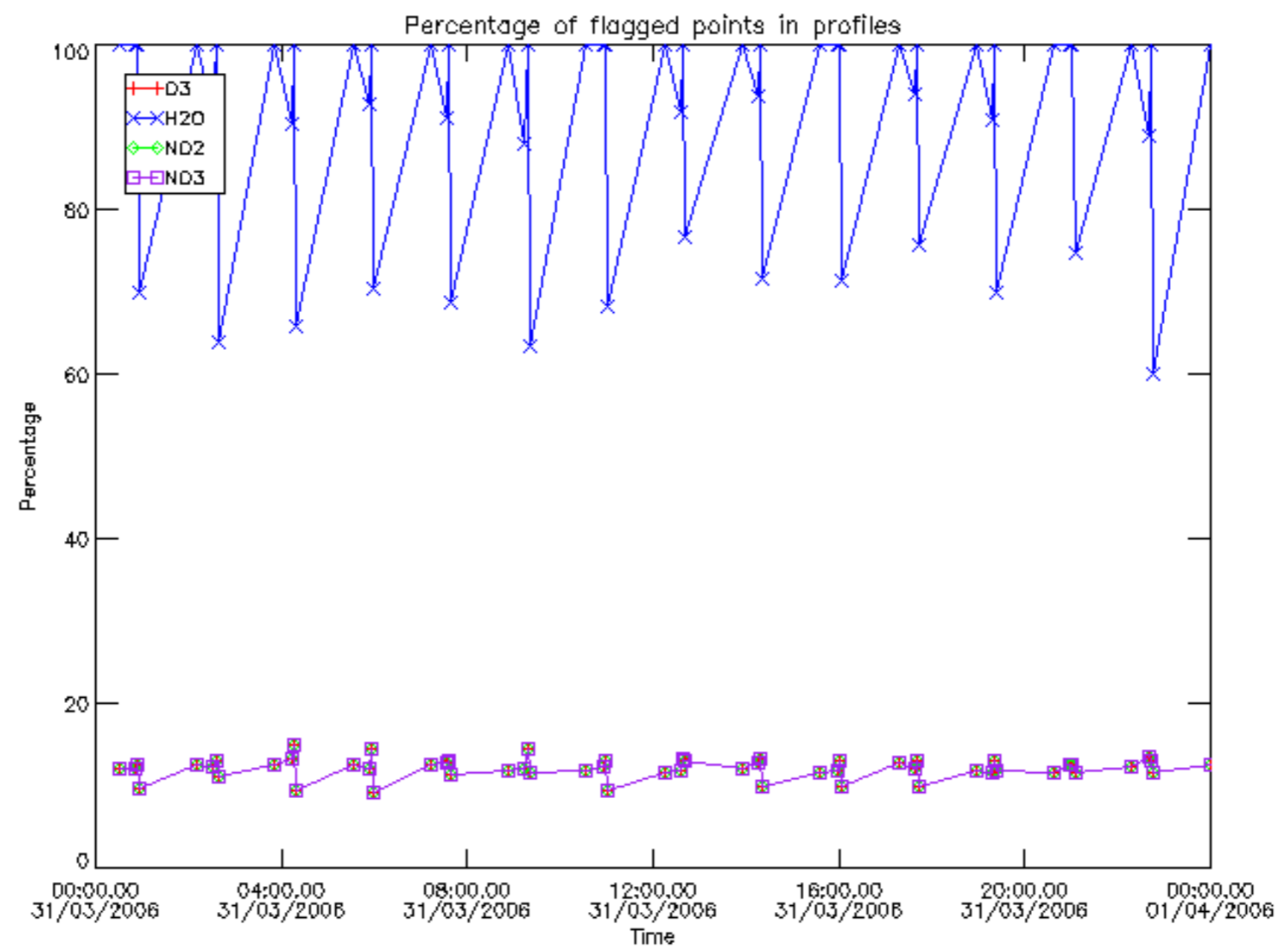




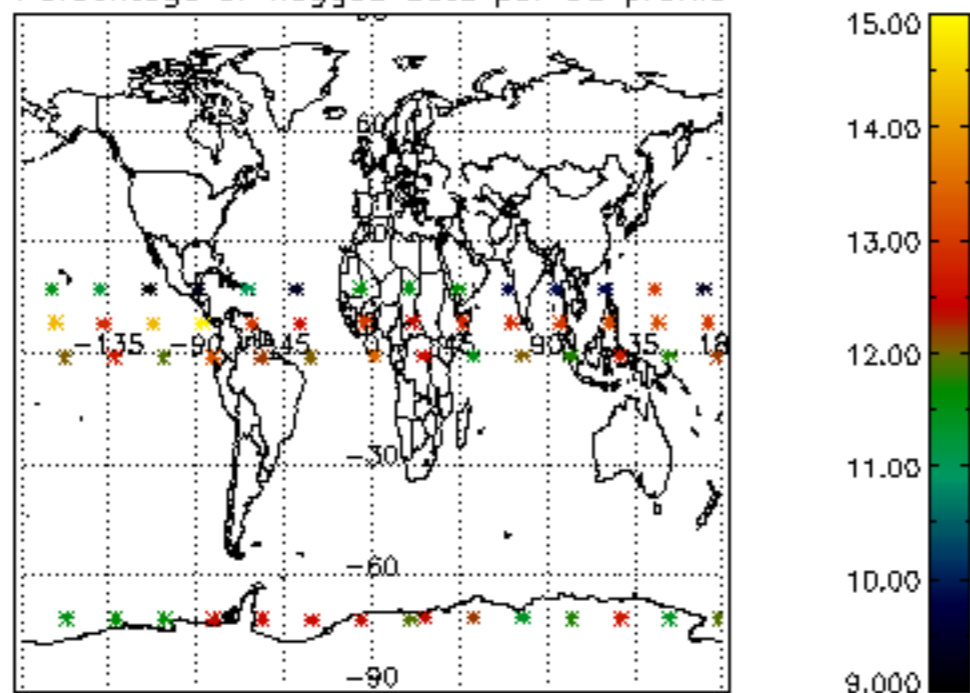




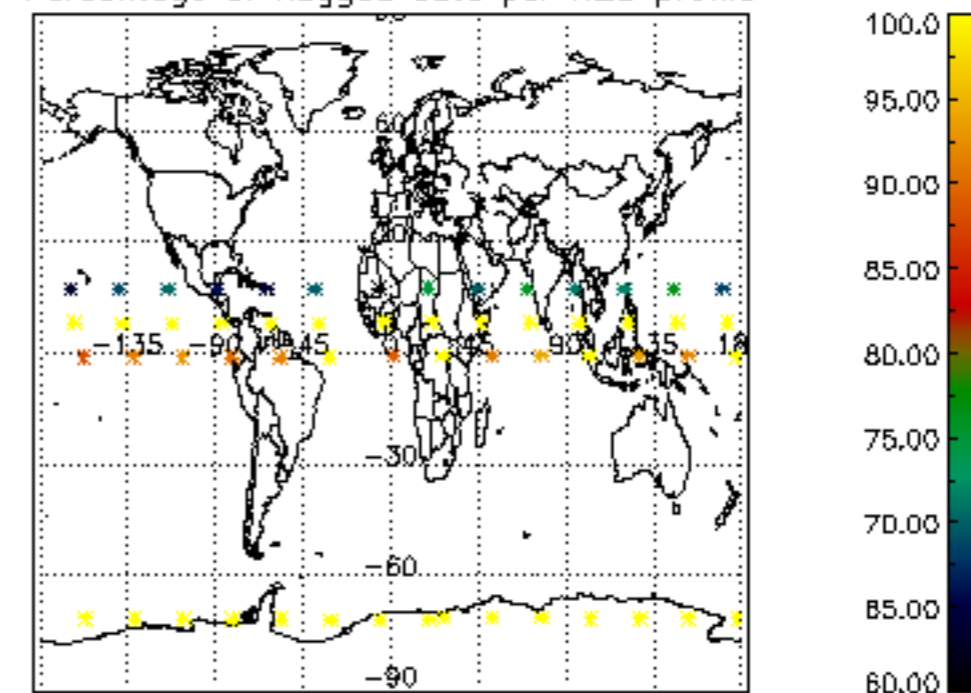




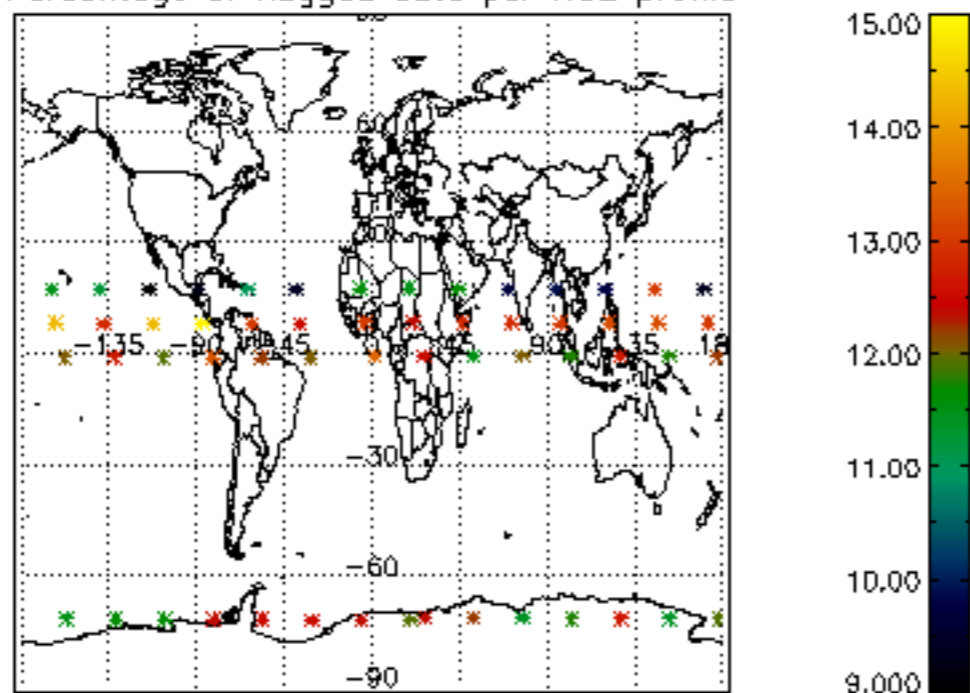
Percentage of flagged data per D3 profile



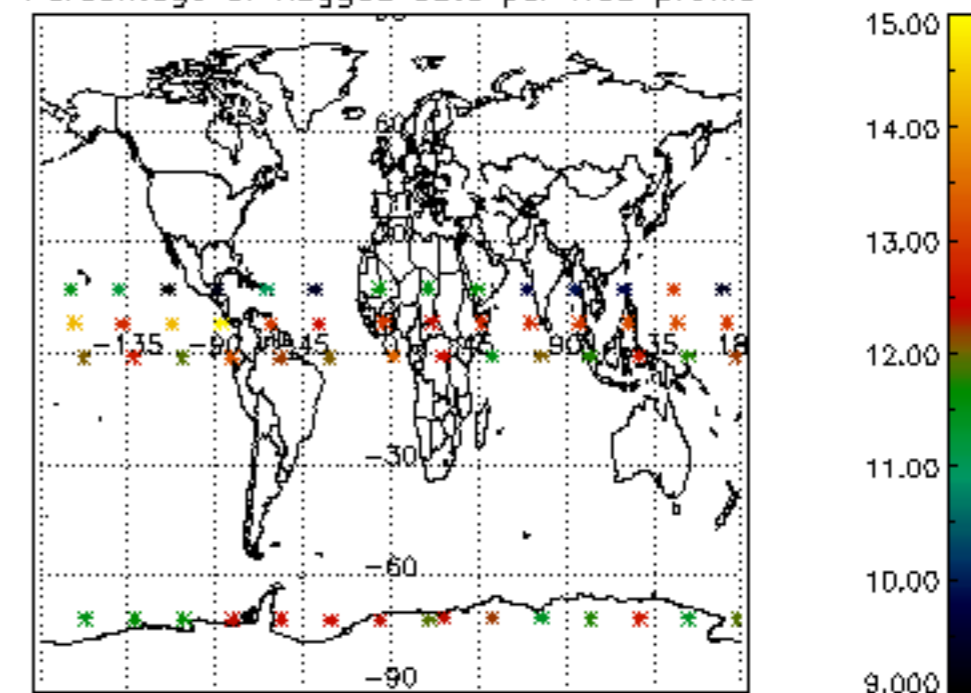
Percentage of flagged data per H2O profile

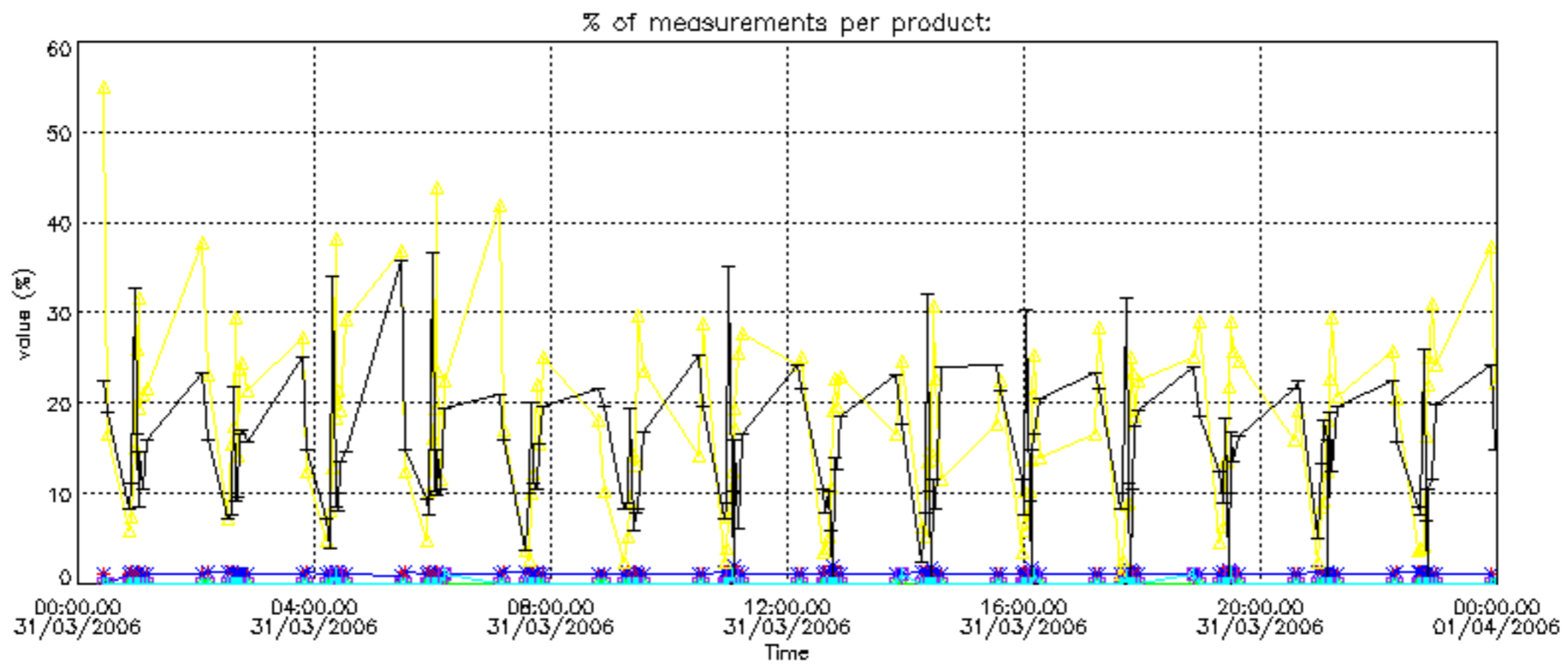


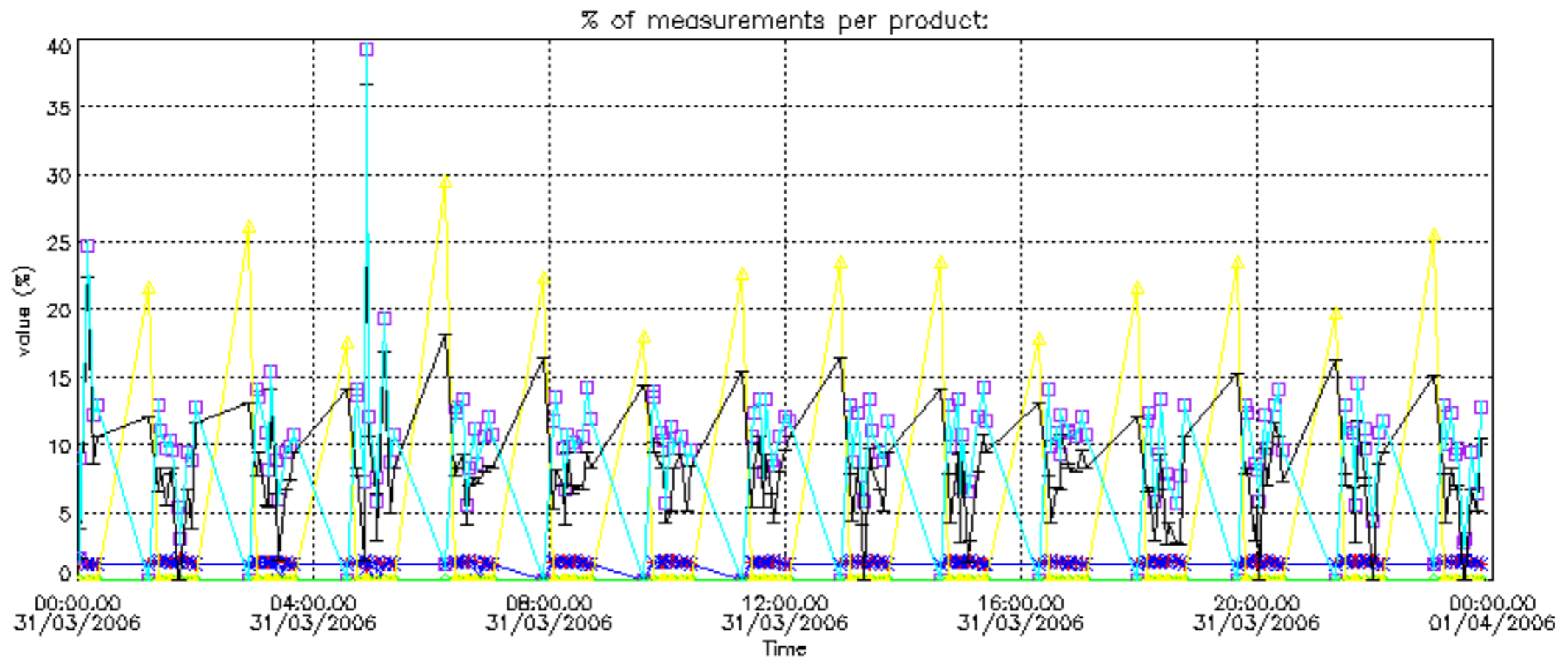
Percentage of flagged data per NO2 profile



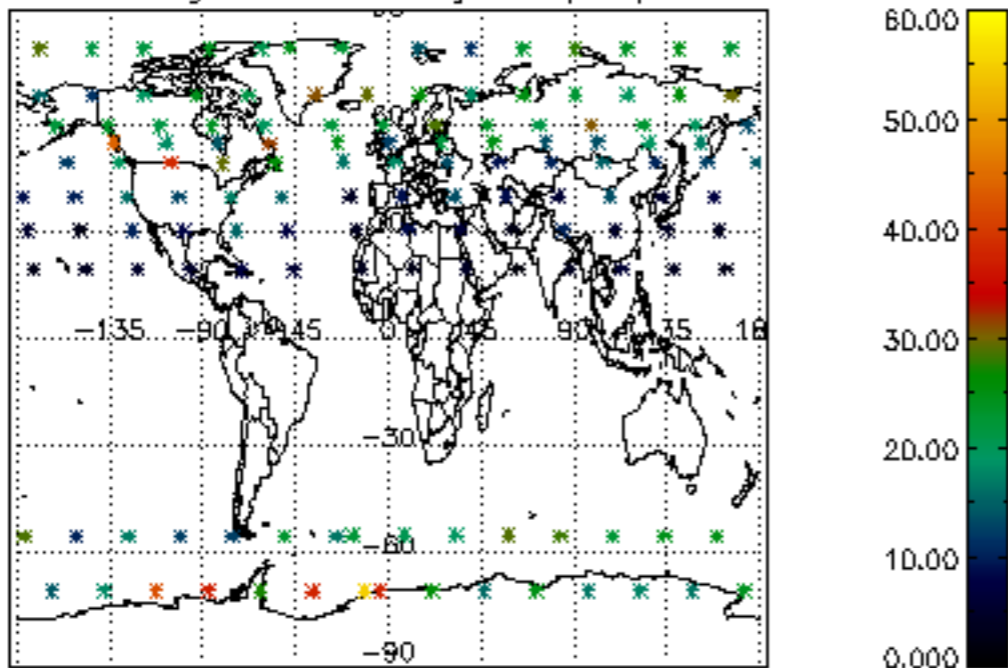
Percentage of flagged data per NO3 profile



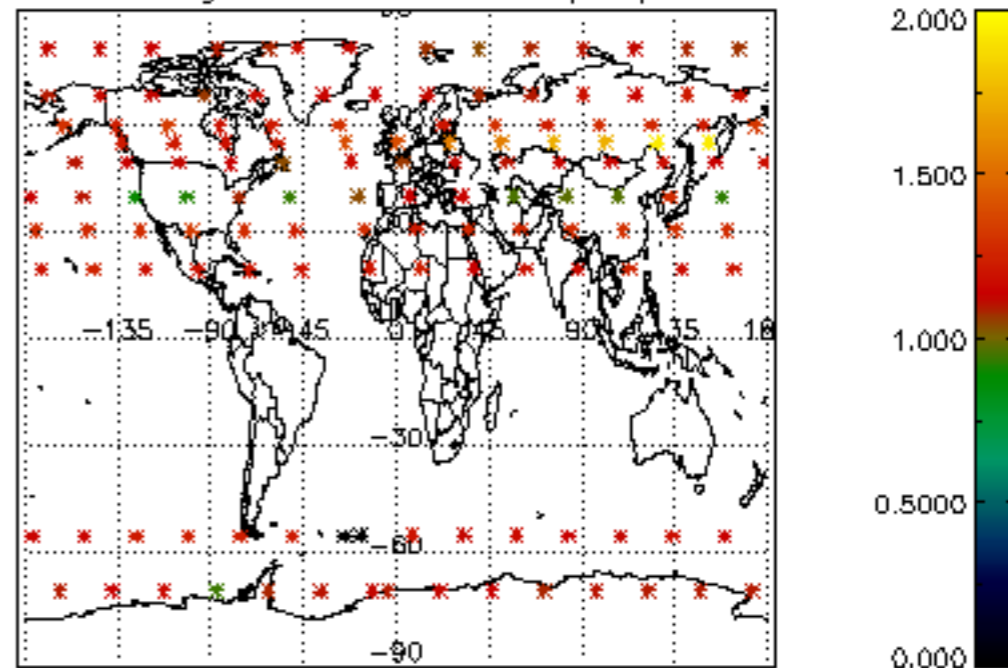




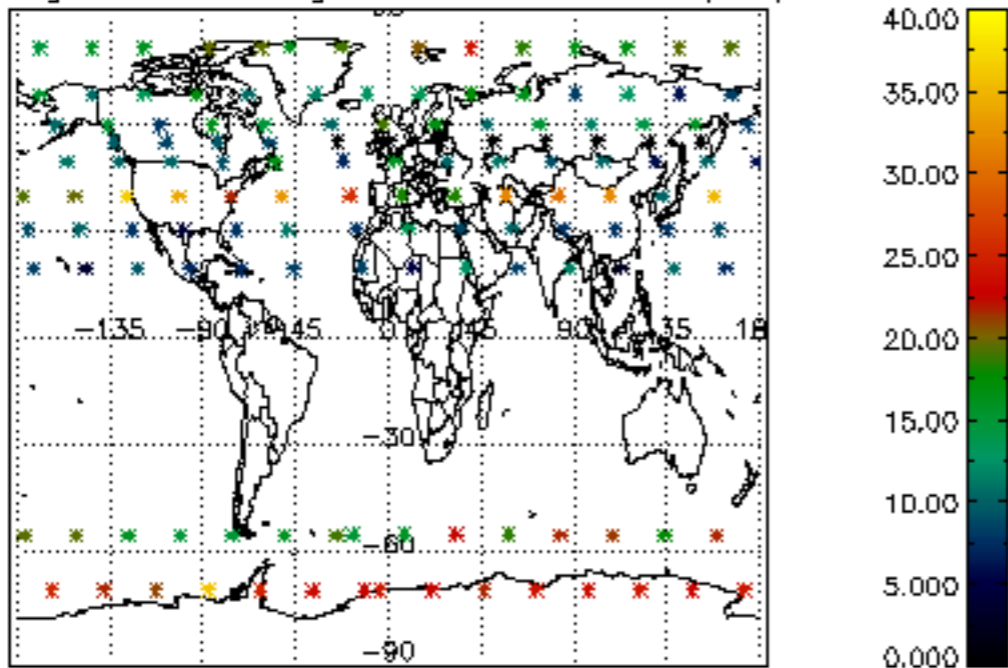
Percentage of cosmic ray hits per profile



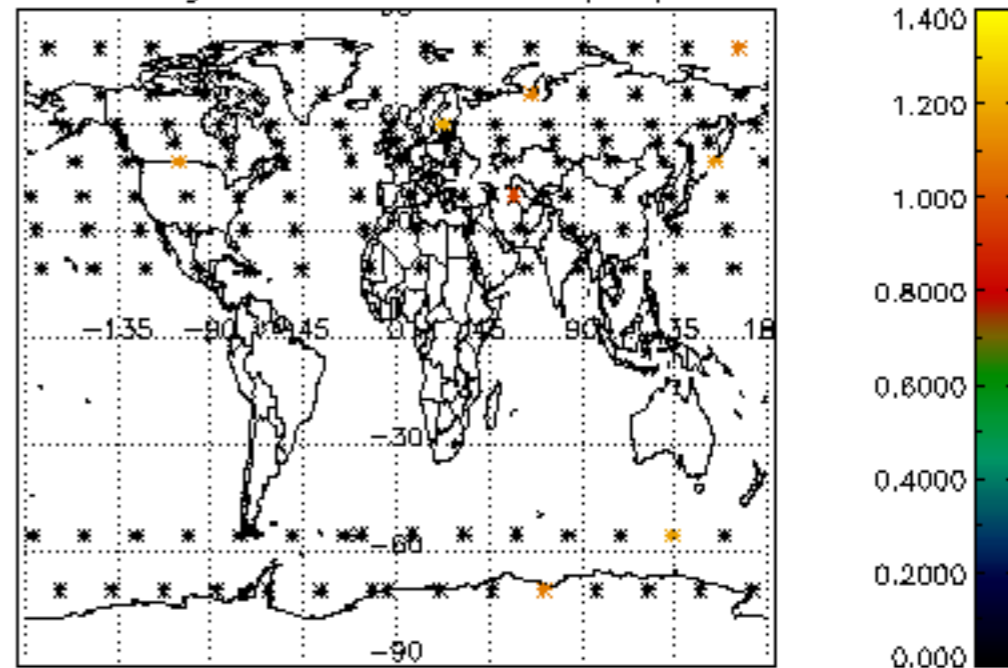
Percentage of datation errors per profile



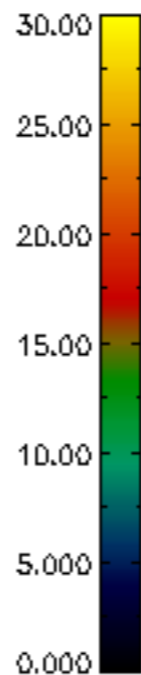
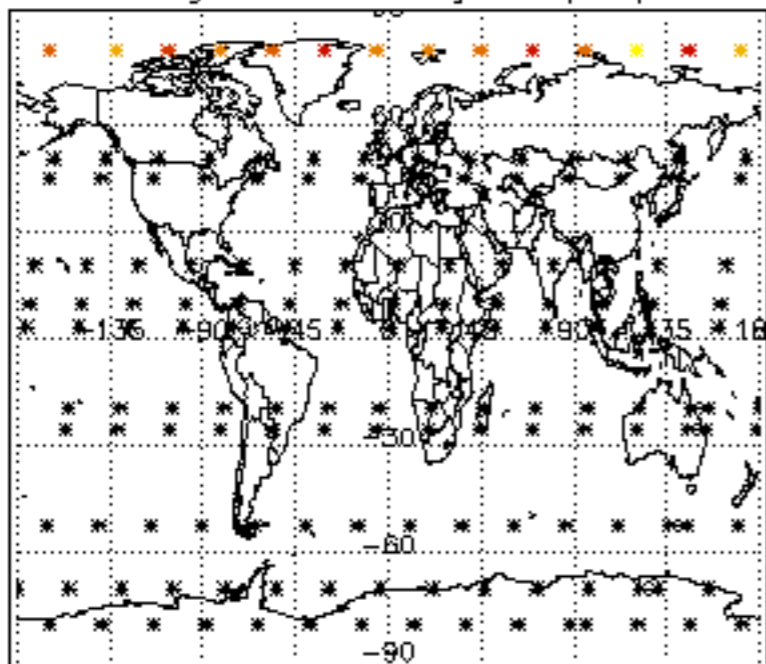
Percentage of star falling outside central band per profile



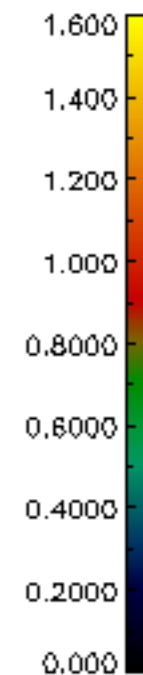
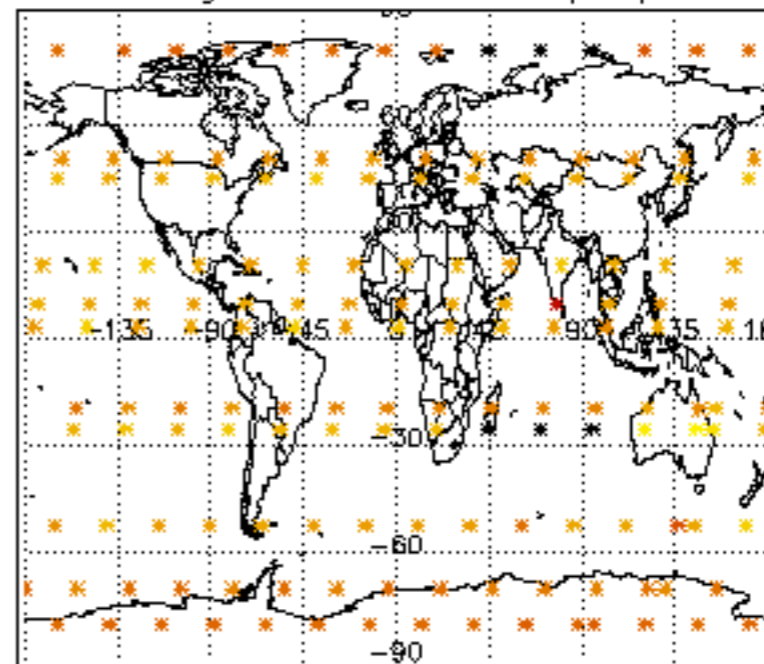
Percentage of saturation errors per profile



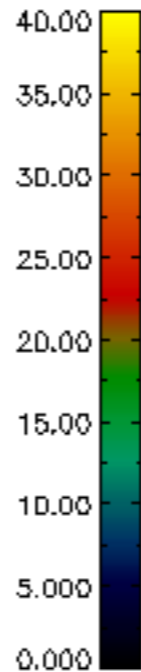
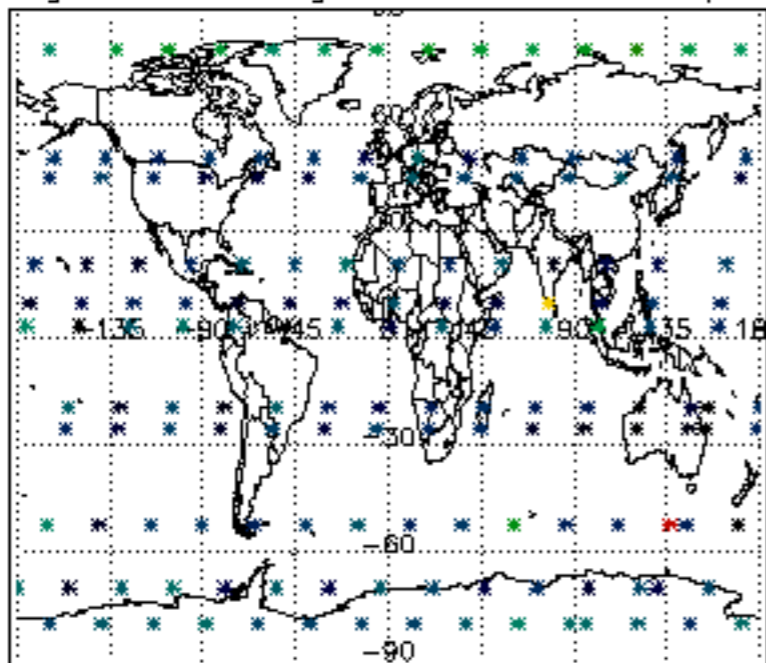
Percentage of cosmic ray hits per profile



Percentage of datation errors per profile



Percentage of star falling outside central band per profile



Percentage of saturation errors per profile

