

GOMOS Level 2 Daily Report

SUMMARY

[1. General Info](#)

[2. Summary of processed GOM_NL_2P products](#)

[3. Level 2 Quality information per product](#)

[3.1 Plot of level 2 quality information per product \(time dependant\)](#)

[3.2 Plot of level 2 quality information per product \(world map\)](#)

[4. Level 1 Quality information per product \(stored on level 2 products\)](#)

[4.1 Plot of level 1 quality information per product \(time dependant\)](#)

[4.1.1 Plot of level 1 quality information per product \(time dependant\): ASCENDING](#)

[4.1.2 Plot of level 1 quality information per product \(time dependant\): DESCENDING](#)

[4.2 Plot of level 1 quality information per product \(world map\)](#)

[4.2.1 Plot of level 1 quality information per product \(world map\): ASCENDING](#)

[4.2.2 Plot of level 1 quality information per product \(world map\): DESCENDING](#)

[5. Ozone profiles based on quality statistics and other trace gas profiles](#)

[5.1 Ozone statistics based on quality of products](#)

[5.2 Plot ozone profiles for all STD \(dark without errors\)](#)

[5.3 Plot ozone profiles where STD < 20% \(dark without errors\)](#)

[5.4. Plot ozone profiles where STD < 10% \(dark without errors\)](#)

[5.5. Plot ozone profiles where STD < 5% \(dark without errors\)](#)

[5.6 Plot NO2 profiles for all STD \(dark without errors\)](#)

[5.7 Plot NO3 profiles for all STD \(dark without errors\)](#)

[5.8 Plot H2O profiles \(only for occultations of stars 1,2,3,4,13,14,16,26,63 dark without errors\) for all STD](#)

[6. Auxiliary Data Files used for the production reported in section 2](#)

This report presents the daily analysis on parameters extracted from GOMOS level 2 data (GOM_NL__2P). It is intended to monitor some important parameters that will impact the quality of these products. A list of level 2 products (and content) that have arrived during the reporting day to the PCF is also given.

Item	Value
Time of report generation	23APR2013 16:49:58
Data source version	GOMOS/6.01
Start time of products	30-03-2006 (30MAR2006 00:00:00)
Stop time of products	31-03-2006 (31MAR2006 00:00:00)
Store outputs in DB	Yes
Nb of level 2 prods	310
Nb of prods with errors	0

2. Summary of processed GOM_NL__2P products.

Nr	Filename	UTC Start time	Limb	Duration	Star Id	Star Name	Star Mag	Star Temp	Nb Meas	Orbit	Prod. error
1	GOM_NL__2PRFIN20060330_000124_000000462046_00231_21327_8667.N1	30-MAR-2006 00:01:24	Twilight	46.000	106	9Bet Crv	2.6480	5600.0	92	21327	No
2	GOM_NL__2PRFIN20060330_000324_000000432046_00231_21327_8668.N1	30-MAR-2006 00:03:24	Twilight	43.000	100	4Gam Crv	2.5800	13100.	86	21327	No
3	GOM_NL__2PRFIN20060330_001315_000000402046_00231_21327_8669.N1	30-MAR-2006 00:13:15	Bright	39.500	62	94Bet Leo	2.1360	9700.0	79	21327	No
4	GOM_NL__2PRFIN20060330_001448_000000532046_00231_21327_8670.N1	30-MAR-2006 00:14:48	Bright	53.000	96	68Del Leo	2.5600	9300.0	106	21327	No
5	GOM_NL__2PRFIN20060330_002139_000000352046_00231_21327_8671.N1	30-MAR-2006 00:21:39	Bright	35.000	174	52Psi UMa	3.0040	4400.0	70	21327	No
6	GOM_NL__2PRFIN20060330_002459_000000372046_00231_21327_8672.N1	30-MAR-2006 00:24:59	Bright	36.500	82	48Bet UMa	2.3650	10600.	73	21327	No
7	GOM_NL__2PRFIN20060330_002631_000000382046_00231_21327_8673.N1	30-MAR-2006 00:26:31	Bright	37.500	36	50Alp UMa	1.8000	6300.0	75	21327	No
8	GOM_NL__2PRFIN20060330_003259_000000362046_00231_21327_8674.N1	30-MAR-2006 00:32:59	Bright	36.000	60	7Bet UMi	2.0810	3950.0	72	21327	No
9	GOM_NL__2PRFIN20060330_003430_000000322046_00231_21327_8675.N1	30-MAR-2006 00:34:30	Bright	31.500	49	1Alp UMi	1.9900	6300.0	63	21327	No
10	GOM_NL__2PRFIN20060330_004214_000000352046_00231_21327_8676.N1	30-MAR-2006 00:42:14	Bright	35.000	89	5Alp Cep	2.4510	8000.0	70	21327	No
11	GOM_NL__2PRFIN20060330_004725_000000392046_00231_21327_8677.N1	30-MAR-2006 00:47:25	Bright	38.500	19	50Alp Cyg	1.2460	10500.	77	21327	No
12	GOM_NL__2PRFIN20060330_004903_000000422046_00231_21327_8678.N1	30-MAR-2006 00:49:03	Bright	42.000	66	37Gam Cyg	2.2080	5900.0	84	21327	No
13	GOM_NL__2PRFIN20060330_005101_000000402046_00231_21327_8679.N1	30-MAR-2006 00:51:01	Bright	39.500	92	53Eps Cyg	2.5000	4500.0	79	21327	No
14	GOM_NL__2PRFIN20060330_005729_000000442046_00231_21327_8680.N1	30-MAR-2006 00:57:29	Bright	44.000	61	8Eps Peg	2.1000	3900.0	88	21327	No
15	GOM_NL__2PRFIN20060330_010202_000000432046_00231_21327_8681.N1	30-MAR-2006 01:02:02	Twilight	43.000	154	22Bet Aqr	2.8990	5700.0	86	21327	No
16	GOM_NL__2PRFIN20060330_012258_000000442046_00232_21328_8680.N1	30-MAR-2006 01:22:58	Dark	44.000	141	Bet Ara	2.8400	4600.0	88	21328	No
17	GOM_NL__2PRFIN20060330_012607_000000382046_00232_21328_8681.N1	30-MAR-2006 01:26:07	Dark	38.000	134	Bet TrA	2.8100	6600.0	76	21328	No
18	GOM_NL__2PRFIN20060330_012847_000000552046_00232_21328_8682.N1	30-MAR-2006 01:28:47	Dark	55.000	4	Alp1Cen	-0.010000	5800.0	110	21328	No
19	GOM_NL__2PRFIN20060330_013126_000000462046_00232_21328_8683.N1	30-MAR-2006 01:31:26	Straylight	45.500	78	Alp Lup	2.3040	28000.	91	21328	No
20	GOM_NL__2PRFIN20060330_013306_000000442046_00232_21328_8684.N1	30-MAR-2006 01:33:06	Straylight	43.500	95	Zet Cen	2.5450	26000.	87	21328	No
21	GOM_NL__2PRFIN20060330_013431_000000432046_00232_21328_8685.N1	30-MAR-2006 01:34:31	Straylight	42.500	64	Gam Cen	2.2000	10600.	85	21328	No
22	GOM_NL__2PRFIN20060330_013703_000000452046_00232_21328_8686.N1	30-MAR-2006 01:37:03	Straylight	44.500	123	lot Cen	2.7500	10200.	89	21328	No
23	GOM_NL__2PRFIN20060330_014200_000000472046_00232_21328_8687.N1	30-MAR-2006 01:42:00	Twilight	46.500	106	9Bet Crv	2.6480	5600.0	93	21328	No
24	GOM_NL__2PRFIN20060330_014400_000000432046_00232_21328_8688.N1	30-MAR-2006 01:44:00	Twilight	43.000	100	4Gam Crv	2.5800	13100.	86	21328	No
25	GOM_NL__2PRFIN20060330_015351_000000402046_00232_21328_8689.N1	30-MAR-2006 01:53:51	Bright	39.500	62	94Bet Leo	2.1360	9700.0	79	21328	No
26	GOM_NL__2PRFIN20060330_015524_000000362046_00232_21328_8690.N1	30-MAR-2006 01:55:24	Bright	36.000	96	68Del Leo	2.5600	9300.0	72	21328	No
27	GOM_NL__2PRFIN20060330_020215_000000362046_00232_21328_8691.N1	30-MAR-2006 02:02:15	Bright	36.000	174	52Psi UMa	3.0040	4400.0	72	21328	No
28	GOM_NL__2PRFIN20060330_020535_000000382046_00232_21328_8692.N1	30-MAR-2006 02:05:35	Bright	37.500	82	48Bet UMa	2.3650	10600.	75	21328	No
29	GOM_NL__2PRFIN20060330_020706_000000372046_00232_21328_8693.N1	30-MAR-2006 02:07:06	Bright	37.000	36	50Alp UMa	1.8000	6300.0	74	21328	No
30	GOM_NL__2PRFIN20060330_021334_000000412046_00232_21328_8694.N1	30-MAR-2006 02:13:34	Bright	40.500	60	7Bet UMi	2.0810	3950.0	81	21328	No
31	GOM_NL__2PRFIN20060330_021506_000000332046_00232_21328_8695.N1	30-MAR-2006 02:15:06	Bright	33.000	49	1Alp UMi	1.9900	6300.0	66	21328	No
32	GOM_NL__2PRFIN20060330_022250_000000372046_00232_21328_8696.N1	30-MAR-2006 02:22:50	Bright	36.500	89	5Alp Cep	2.4510	8000.0	73	21328	No
33	GOM_NL__2PRFIN20060330_022801_000000412046_00232_21328_8697.N1	30-MAR-2006 02:28:01	Bright	40.500	19	50Alp Cyg	1.2460	10500.	81	21328	No
34	GOM_NL__2PRFIN20060330_022939_000000442046_00232_21328_8698.N1	30-MAR-2006 02:29:39	Bright	43.500	66	37Gam Cyg	2.2080	5900.0	87	21328	No
35	GOM_NL__2PRFIN20060330_023137_000000412046_00232_21328_8699.N1	30-MAR-2006 02:31:37	Bright	40.500	92	53Eps Cyg	2.5000	4500.0	81	21328	No
36	GOM_NL__2PRFIN20060330_023805_000000452046_00232_21328_8700.N1	30-MAR-2006 02:38:05	Bright	45.000	61	8Eps Peg	2.1000	3900.0	90	21328	No
37	GOM_NL__2PRFIN20060330_024238_000000412046_00232_21328_8701.N1	30-MAR-2006 02:42:38	Twilight	40.500	154	22Bet Aqr	2.8990	5700.0	81	21328	No
38	GOM_NL__2PRFIN20060330_030334_000000432046_00233_21329_8680.N1	30-MAR-2006 03:03:34	Dark	43.000	141	Bet Ara	2.8400	4600.0	86	21329	No
39	GOM_NL__2PRFIN20060330_030643_000000382046_00233_21329_8681.N1	30-MAR-2006 03:06:43	Dark	38.000	134	Bet TrA	2.8100	6600.0	76	21329	No
40	GOM_NL__2PRFIN20060330_030923_000000472046_00233_21329_8682.N1	30-MAR-2006 03:09:23	Dark	46.500	4	Alp1Cen	-0.010000	5800.0	93	21329	No
41	GOM_NL__2PRFIN20060330_031203_000000452046_00233_21329_8683.N1	30-MAR-2006 03:12:03	Straylight	45.000	78	Alp Lup	2.3040	28000.	90	21329	No
42	GOM_NL__2PRFIN20060330_031342_000000462046_00233_21329_8684.N1	30-MAR-2006 03:13:42	Straylight	45.500	95	Zet Cen	2.5450	26000.	91	21329	No

43	GOM_NL_2PRFIN20060330_031507_000000422046_00233_21329_8685.N1	30-MAR-2006 03:15:07	Straylight	41.500	64	Gam Cen	2.2000	10600.	83	21329	No
44	GOM_NL_2PRFIN20060330_031739_000000452046_00233_21329_8686.N1	30-MAR-2006 03:17:39	Straylight	44.500	123	lot Cen	2.7500	10200.	89	21329	No
45	GOM_NL_2PRFIN20060330_032237_000000482046_00233_21329_8687.N1	30-MAR-2006 03:22:37	Twl_and_stray	48.000	106	9Bet Crv	2.6480	5600.0	96	21329	No
46	GOM_NL_2PRFIN20060330_032436_000000432046_00233_21329_8688.N1	30-MAR-2006 03:24:36	Twl_and_stray	42.500	100	4Gam Crv	2.5800	13100.	85	21329	No
47	GOM_NL_2PRFIN20060330_033427_000000392046_00233_21329_8689.N1	30-MAR-2006 03:34:27	Bright	38.500	62	94Bet Leo	2.1360	9700.0	77	21329	No
48	GOM_NL_2PRFIN20060330_033600_000000362046_00233_21329_8690.N1	30-MAR-2006 03:36:00	Bright	36.000	96	68Del Leo	2.5600	9300.0	72	21329	No
49	GOM_NL_2PRFIN20060330_034251_000000362046_00233_21329_8691.N1	30-MAR-2006 03:42:51	Bright	36.000	174	52Psi UMa	3.0040	4400.0	72	21329	No
50	GOM_NL_2PRFIN20060330_034611_000000362046_00233_21329_8692.N1	30-MAR-2006 03:46:11	Bright	35.500	82	48Bet UMa	2.3650	10600.	71	21329	No
51	GOM_NL_2PRFIN20060330_034742_000000372046_00233_21329_8693.N1	30-MAR-2006 03:47:42	Bright	36.500	36	50Alp UMa	1.8000	6300.0	73	21329	No
52	GOM_NL_2PRFIN20060330_035410_000000402046_00233_21329_8694.N1	30-MAR-2006 03:54:10	Bright	39.500	60	7Bet UMi	2.0810	3950.0	79	21329	No
53	GOM_NL_2PRFIN20060330_035542_000000362046_00233_21329_8695.N1	30-MAR-2006 03:55:42	Bright	35.500	49	1Alp UMi	1.9900	6300.0	71	21329	No
54	GOM_NL_2PRFIN20060330_040326_000000422046_00233_21329_8696.N1	30-MAR-2006 04:03:26	Bright	41.500	89	5Alp Cep	2.4510	8000.0	83	21329	No
55	GOM_NL_2PRFIN20060330_040837_000000422046_00233_21329_8697.N1	30-MAR-2006 04:08:37	Bright	41.500	19	50Alp Cyg	1.2460	10500.	83	21329	No
56	GOM_NL_2PRFIN20060330_041015_000000432046_00233_21329_8698.N1	30-MAR-2006 04:10:15	Bright	42.500	66	37Gam Cyg	2.2080	5900.0	85	21329	No
57	GOM_NL_2PRFIN20060330_041213_000000412046_00233_21329_8699.N1	30-MAR-2006 04:12:13	Bright	40.500	92	53Eps Cyg	2.5000	4500.0	81	21329	No
58	GOM_NL_2PRFIN20060330_041842_000000402046_00233_21329_8700.N1	30-MAR-2006 04:18:42	Bright	40.000	61	8Eps Peg	2.1000	3900.0	80	21329	No
59	GOM_NL_2PRFIN20060330_042314_000000432046_00233_21329_8701.N1	30-MAR-2006 04:23:14	Twilight	43.000	154	22Bet Aqr	2.8990	5700.0	86	21329	No
60	GOM_NL_2PRFIN20060330_044411_000000412046_00234_21330_8680.N1	30-MAR-2006 04:44:11	Dark	41.000	141	Bet Ara	2.8400	4600.0	82	21330	No
61	GOM_NL_2PRFIN20060330_044720_000000372046_00234_21330_8681.N1	30-MAR-2006 04:47:20	Dark	36.500	134	Bet TrA	2.8100	6600.0	73	21330	No
62	GOM_NL_2PRFIN20060330_044959_000000452046_00234_21330_8682.N1	30-MAR-2006 04:49:59	Dark	45.000	4	Alp1Cen	-0.010000	5800.0	90	21330	No
63	GOM_NL_2PRFIN20060330_045240_000000502046_00234_21330_8683.N1	30-MAR-2006 04:52:40	Straylight	49.500	78	Alp Lup	2.3040	28000.	99	21330	No
64	GOM_NL_2PRFIN20060330_045419_000000432046_00234_21330_8684.N1	30-MAR-2006 04:54:19	Straylight	42.500	95	Zet Cen	2.5450	26000.	85	21330	No
65	GOM_NL_2PRFIN20060330_045544_000000422046_00234_21330_8685.N1	30-MAR-2006 04:55:44	Straylight	41.500	64	Gam Cen	2.2000	10600.	83	21330	No
66	GOM_NL_2PRFIN20060330_045816_000000452046_00234_21330_8686.N1	30-MAR-2006 04:58:16	Straylight	45.000	123	lot Cen	2.7500	10200.	90	21330	No
67	GOM_NL_2PRFIN20060330_050313_000000482046_00234_21330_8687.N1	30-MAR-2006 05:03:13	Twl_and_stray	47.500	106	9Bet Crv	2.6480	5600.0	95	21330	No
68	GOM_NL_2PRFIN20060330_050513_000000442046_00234_21330_8688.N1	30-MAR-2006 05:05:13	Twl_and_stray	43.500	100	4Gam Crv	2.5800	13100.	87	21330	No
69	GOM_NL_2PRFIN20060330_051502_000000562046_00234_21330_8689.N1	30-MAR-2006 05:15:02	Bright	56.000	62	94Bet Leo	2.1360	9700.0	112	21330	No
70	GOM_NL_2PRFIN20060330_051636_000000362046_00234_21330_8690.N1	30-MAR-2006 05:16:36	Bright	36.000	96	68Del Leo	2.5600	9300.0	72	21330	No
71	GOM_NL_2PRFIN20060330_052327_000000372046_00234_21330_8691.N1	30-MAR-2006 05:23:27	Bright	37.000	174	52Psi UMa	3.0040	4400.0	74	21330	No
72	GOM_NL_2PRFIN20060330_052633_000000372046_00234_21330_8692.N1	30-MAR-2006 05:26:33	Bright	36.500	87	64Gam UMa	2.4330	11000.	73	21330	No
73	GOM_NL_2PRFIN20060330_052818_000000372046_00234_21330_8693.N1	30-MAR-2006 05:28:18	Bright	37.000	36	50Alp UMa	1.8000	6300.0	74	21330	No
74	GOM_NL_2PRFIN20060330_053445_000000412046_00234_21330_8694.N1	30-MAR-2006 05:34:45	Bright	40.500	60	7Bet UMi	2.0810	3950.0	81	21330	No
75	GOM_NL_2PRFIN20060330_053618_000000362046_00234_21330_8695.N1	30-MAR-2006 05:36:18	Bright	35.500	49	1Alp UMi	1.9900	6300.0	71	21330	No
76	GOM_NL_2PRFIN20060330_054402_000000352046_00234_21330_8696.N1	30-MAR-2006 05:44:02	Bright	34.500	89	5Alp Cep	2.4510	8000.0	69	21330	No
77	GOM_NL_2PRFIN20060330_054913_000000412046_00234_21330_8697.N1	30-MAR-2006 05:49:13	Bright	41.000	19	50Alp Cyg	1.2460	10500.	82	21330	No
78	GOM_NL_2PRFIN20060330_055051_000000422046_00234_21330_8698.N1	30-MAR-2006 05:50:51	Bright	42.000	66	37Gam Cyg	2.2080	5900.0	84	21330	No
79	GOM_NL_2PRFIN20060330_055249_000000432046_00234_21330_8699.N1	30-MAR-2006 05:52:49	Bright	42.500	92	53Eps Cyg	2.5000	4500.0	85	21330	No
80	GOM_NL_2PRFIN20060330_055918_000000432046_00234_21330_8700.N1	30-MAR-2006 05:59:18	Bright	43.000	61	8Eps Peg	2.1000	3900.0	86	21330	No
81	GOM_NL_2PRFIN20060330_060351_000000442046_00234_21330_8701.N1	30-MAR-2006 06:03:51	Twilight	43.500	154	22Bet Aqr	2.8990	5700.0	87	21330	No
82	GOM_NL_2PRFIN20060330_062448_000000522046_00235_21331_8680.N1	30-MAR-2006 06:24:48	Dark	52.000	141	Bet Ara	2.8400	4600.0	104	21331	No
83	GOM_NL_2PRFIN20060330_062756_000000392046_00235_21331_8681.N1	30-MAR-2006 06:27:56	Dark	38.500	134	Bet TrA	2.8100	6600.0	77	21331	No
84	GOM_NL_2PRFIN20060330_063036_000000552046_00235_21331_8682.N1	30-MAR-2006 06:30:36	Dark	54.500	4	Alp1Cen	-0.010000	5800.0	109	21331	No
85	GOM_NL_2PRFIN20060330_063316_000000472046_00235_21331_8683.N1	30-MAR-2006 06:33:16	Straylight	46.500	78	Alp Lup	2.3040	28000.	93	21331	No
86	GOM_NL_2PRFIN20060330_063455_000000452046_00235_21331_8684.N1	30-MAR-2006 06:34:55	Straylight	45.000	95	Zet Cen	2.5450	26000.	90	21331	No
87	GOM_NL_2PRFIN20060330_063620_000000422046_00235_21331_8685.N1	30-MAR-2006 06:36:20	Straylight	42.000	64	Gam Cen	2.2000	10600.	84	21331	No
88	GOM_NL_2PRFIN20060330_063852_000000452046_00235_21331_8686.N1	30-MAR-2006 06:38:52	Straylight	45.000	123	lot Cen	2.7500	10200.	90	21331	No
89	GOM_NL_2PRFIN20060330_064349_000000472046_00235_21331_8687.N1	30-MAR-2006 06:43:49	Twl_and_stray	46.500	106	9Bet Crv	2.6480	5600.0	93	21331	No
90	GOM_NL_2PRFIN20060330_064549_000000452046_00235_21331_8688.N1	30-MAR-2006 06:45:49	Twl_and_stray	45.000	100	4Gam Crv	2.5800	13100.	90	21331	No
91	GOM_NL_2PRFIN20060330_065538_000000412046_00235_21331_8689.N1	30-MAR-2006 06:55:38	Bright	40.500	62	94Bet Leo	2.1360	9700.0	81	21331	No
92	GOM_NL_2PRFIN20060330_065712_000000372046_00235_21331_8690.N1	30-MAR-2006 06:57:12	Bright	36.500	96	68Del Leo	2.5600	9300.0	73	21331	No
93	GOM_NL_2PRFIN20060330_070403_000000382046_00235_21331_8691.N1	30-MAR-2006 07:04:03	Bright	37.500	174	52Psi UMa	3.0040	4400.0	75	21331	No
94	GOM_NL_2PRFIN20060330_070709_000000382046_00235_21331_8692.N1	30-MAR-2006 07:07:09	Bright	37.500	87	64Gam UMa	2.4330	11000.	75	21331	No
95	GOM_NL_2PRFIN20060330_070854_000000372046_00235_21331_8693.N1	30-MAR-2006 07:08:54	Bright	36.500	36	50Alp UMa	1.8000	6300.0	73	21331	No
96	GOM_NL_2PRFIN20060330_071521_000000372046_00235_21331_8694.N1	30-MAR-2006 07:15:21	Bright	37.000	60	7Bet UMi	2.0810	3950.0	74	21331	No
97	GOM_NL_2PRFIN20060330_071654_000000352046_00235_21331_8695.N1	30-MAR-2006 07:16:54	Bright	34.500	49	1Alp UMi	1.9900	6300.0	69	21331	No
98	GOM_NL_2PRFIN20060330_072438_000000372046_00235_21331_8696.N1	30-MAR-2006 07:24:38	Bright	37.000	89	5Alp Cep	2.4510	8000.0	74	21331	No
99	GOM_NL_2PRFIN20060330_072949_000000412046_00235_21331_8697.N1	30-MAR-2006 07:29:49	Bright	41.000	19	50Alp Cyg	1.2460	10500.	82	21331	No
100	GOM_NL_2PRFIN20060330_073127_000000452046_00235_21331_8698.N1	30-MAR-2006 07:31:27	Bright	44.500	66	37Gam Cyg	2.2080	5900.0	89	21331	No
101	GOM_NL_2PRFIN20060330_073325_000000412046_00235_21331_8699.N1	30-MAR-2006 07:33:25	Bright	41.000	92	53Eps Cyg	2.5000	4500.0	82	21331	No

102	GOM_NL__2PRFIN20060330_073954_000000452046_00235_21331_8700.N1	30-MAR-2006 07:39:54	Bright	45.000	61	8Eps Peg	2.1000	3900.0	90	21331	No
103	GOM_NL__2PRFIN20060330_074427_000000442046_00235_21331_8701.N1	30-MAR-2006 07:44:27	Twilight	44.000	154	22Bet Aqr	2.8990	5700.0	88	21331	No
104	GOM_NL__2PRFIN20060330_080525_000000402046_00236_21332_8680.N1	30-MAR-2006 08:05:25	Dark	40.000	141	Bet Ara	2.8400	4600.0	80	21332	No
105	GOM_NL__2PRFIN20060330_080833_000000412046_00236_21332_8681.N1	30-MAR-2006 08:08:33	Dark	40.500	134	Bet TrA	2.8100	6600.0	81	21332	No
106	GOM_NL__2PRFIN20060330_081112_000000552046_00236_21332_8682.N1	30-MAR-2006 08:11:12	Dark	55.000	4	Alp1Cen	-0.010000	5800.0	110	21332	No
107	GOM_NL__2PRFIN20060330_081353_000000452046_00236_21332_8683.N1	30-MAR-2006 08:13:53	Straylight	45.000	78	Alp Lup	2.3040	28000.	90	21332	No
108	GOM_NL__2PRFIN20060330_081531_000000442046_00236_21332_8684.N1	30-MAR-2006 08:15:31	Straylight	43.500	95	Zet Cen	2.5450	26000.	87	21332	No
109	GOM_NL__2PRFIN20060330_081656_000000432046_00236_21332_8685.N1	30-MAR-2006 08:16:56	Straylight	43.000	64	Gam Cen	2.2000	10600.	86	21332	No
110	GOM_NL__2PRFIN20060330_081928_000000442046_00236_21332_8686.N1	30-MAR-2006 08:19:28	Straylight	44.000	123	lot Cen	2.7500	10200.	88	21332	No
111	GOM_NL__2PRFIN20060330_082425_000000452046_00236_21332_8687.N1	30-MAR-2006 08:24:25	Tw_i_and_stray	45.000	106	9Bet Crv	2.6480	5600.0	90	21332	No
112	GOM_NL__2PRFIN20060330_082625_000000432046_00236_21332_8688.N1	30-MAR-2006 08:26:25	Tw_i_and_stray	42.500	100	4Gam Crv	2.5800	13100.	85	21332	No
113	GOM_NL__2PRFIN20060330_083614_000000392046_00236_21332_8689.N1	30-MAR-2006 08:36:14	Bright	39.000	62	94Bet Leo	2.1360	9700.0	78	21332	No
114	GOM_NL__2PRFIN20060330_083748_000000362046_00236_21332_8690.N1	30-MAR-2006 08:37:48	Bright	35.500	96	68Del Leo	2.5600	9300.0	71	21332	No
115	GOM_NL__2PRFIN20060330_084439_000000362046_00236_21332_8691.N1	30-MAR-2006 08:44:39	Bright	36.000	174	52Psi UMa	3.0040	4400.0	72	21332	No
116	GOM_NL__2PRFIN20060330_084745_000000392046_00236_21332_8692.N1	30-MAR-2006 08:47:45	Bright	38.500	87	64Gam UMa	2.4330	11000.	77	21332	No
117	GOM_NL__2PRFIN20060330_084930_000000392046_00236_21332_8693.N1	30-MAR-2006 08:49:30	Bright	38.500	36	50Alp UMa	1.8000	6300.0	77	21332	No
118	GOM_NL__2PRFIN20060330_085557_000000382046_00236_21332_8694.N1	30-MAR-2006 08:55:57	Bright	38.000	60	7Bet UMi	2.0810	3950.0	76	21332	No
119	GOM_NL__2PRFIN20060330_085730_000000332046_00236_21332_8695.N1	30-MAR-2006 08:57:30	Bright	32.500	49	1Alp UMi	1.9900	6300.0	65	21332	No
120	GOM_NL__2PRFIN20060330_090513_000000372046_00236_21332_8696.N1	30-MAR-2006 09:05:13	Bright	37.000	89	5Alp Cep	2.4510	8000.0	74	21332	No
121	GOM_NL__2PRFIN20060330_091024_000000402046_00236_21332_8697.N1	30-MAR-2006 09:10:24	Bright	39.500	19	50Alp Cyg	1.2460	10500.	79	21332	No
122	GOM_NL__2PRFIN20060330_091203_000000362046_00236_21332_8698.N1	30-MAR-2006 09:12:03	Bright	36.000	66	37Gam Cyg	2.2080	5900.0	72	21332	No
123	GOM_NL__2PRFIN20060330_091401_000000432046_00236_21332_8699.N1	30-MAR-2006 09:14:01	Bright	42.500	92	53Eps Cyg	2.5000	4500.0	85	21332	No
124	GOM_NL__2PRFIN20060330_092030_000000452046_00236_21332_8700.N1	30-MAR-2006 09:20:30	Bright	44.500	61	8Eps Peg	2.1000	3900.0	89	21332	No
125	GOM_NL__2PRFIN20060330_092503_000000442046_00236_21332_8701.N1	30-MAR-2006 09:25:03	Twilight	43.500	154	22Bet Aqr	2.8990	5700.0	87	21332	No
126	GOM_NL__2PRFIN20060330_094601_000000472046_00237_21333_8680.N1	30-MAR-2006 09:46:01	Dark	46.500	141	Bet Ara	2.8400	4600.0	93	21333	No
127	GOM_NL__2PRFIN20060330_094909_000000392046_00237_21333_8681.N1	30-MAR-2006 09:49:09	Dark	38.500	134	Bet TrA	2.8100	6600.0	77	21333	No
128	GOM_NL__2PRFIN20060330_095149_000000442046_00237_21333_8682.N1	30-MAR-2006 09:51:49	Dark	44.000	4	Alp1Cen	-0.010000	5800.0	88	21333	No
129	GOM_NL__2PRFIN20060330_095429_000000432046_00237_21333_8683.N1	30-MAR-2006 09:54:29	Straylight	43.000	78	Alp Lup	2.3040	28000.	86	21333	No
130	GOM_NL__2PRFIN20060330_095608_000000422046_00237_21333_8684.N1	30-MAR-2006 09:56:08	Straylight	42.000	95	Zet Cen	2.5450	26000.	84	21333	No
131	GOM_NL__2PRFIN20060330_095733_000000432046_00237_21333_8685.N1	30-MAR-2006 09:57:33	Straylight	42.500	64	Gam Cen	2.2000	10600.	85	21333	No
132	GOM_NL__2PRFIN20060330_100005_000000422046_00237_21333_8686.N1	30-MAR-2006 10:00:05	Straylight	42.000	123	lot Cen	2.7500	10200.	84	21333	No
133	GOM_NL__2PRFIN20060330_100501_000000482046_00237_21333_8687.N1	30-MAR-2006 10:05:01	Tw_i_and_stray	47.500	106	9Bet Crv	2.6480	5600.0	95	21333	No
134	GOM_NL__2PRFIN20060330_100701_000000412046_00237_21333_8688.N1	30-MAR-2006 10:07:01	Tw_i_and_stray	41.000	100	4Gam Crv	2.5800	13100.	82	21333	No
135	GOM_NL__2PRFIN20060330_101650_000000402046_00237_21333_8689.N1	30-MAR-2006 10:16:50	Bright	39.500	62	94Bet Leo	2.1360	9700.0	79	21333	No
136	GOM_NL__2PRFIN20060330_101824_000000372046_00237_21333_8690.N1	30-MAR-2006 10:18:24	Bright	37.000	96	68Del Leo	2.5600	9300.0	74	21333	No
137	GOM_NL__2PRFIN20060330_102514_000000362046_00237_21333_8691.N1	30-MAR-2006 10:25:14	Bright	36.000	174	52Psi UMa	3.0040	4400.0	72	21333	No
138	GOM_NL__2PRFIN20060330_102820_000000382046_00237_21333_8692.N1	30-MAR-2006 10:28:20	Bright	38.000	87	64Gam UMa	2.4330	11000.	76	21333	No
139	GOM_NL__2PRFIN20060330_103006_000000382046_00237_21333_8693.N1	30-MAR-2006 10:30:06	Bright	37.500	36	50Alp UMa	1.8000	6300.0	75	21333	No
140	GOM_NL__2PRFIN20060330_103632_000000372046_00237_21333_8694.N1	30-MAR-2006 10:36:32	Bright	36.500	60	7Bet UMi	2.0810	3950.0	73	21333	No
141	GOM_NL__2PRFIN20060330_103805_000000362046_00237_21333_8695.N1	30-MAR-2006 10:38:05	Bright	35.500	49	1Alp UMi	1.9900	6300.0	71	21333	No
142	GOM_NL__2PRFIN20060330_104549_000000382046_00237_21333_8696.N1	30-MAR-2006 10:45:49	Bright	37.500	89	5Alp Cep	2.4510	8000.0	75	21333	No
143	GOM_NL__2PRFIN20060330_105100_000000382046_00237_21333_8697.N1	30-MAR-2006 10:51:00	Bright	37.500	19	50Alp Cyg	1.2460	10500.	75	21333	No
144	GOM_NL__2PRFIN20060330_105239_000000362046_00237_21333_8698.N1	30-MAR-2006 10:52:39	Bright	36.000	66	37Gam Cyg	2.2080	5900.0	72	21333	No
145	GOM_NL__2PRFIN20060330_105437_000000412046_00237_21333_8699.N1	30-MAR-2006 10:54:37	Bright	41.000	92	53Eps Cyg	2.5000	4500.0	82	21333	No
146	GOM_NL__2PRFIN20060330_110106_000000442046_00237_21333_8700.N1	30-MAR-2006 11:01:06	Bright	44.000	61	8Eps Peg	2.1000	3900.0	88	21333	No
147	GOM_NL__2PRFIN20060330_110539_000000452046_00237_21333_8701.N1	30-MAR-2006 11:05:39	Twilight	44.500	154	22Bet Aqr	2.8990	5700.0	89	21333	No
148	GOM_NL__2PRFIN20060330_112638_000000422046_00238_21334_8680.N1	30-MAR-2006 11:26:38	Dark	42.000	141	Bet Ara	2.8400	4600.0	84	21334	No
149	GOM_NL__2PRFIN20060330_112945_000000382046_00238_21334_8681.N1	30-MAR-2006 11:29:45	Dark	37.500	134	Bet TrA	2.8100	6600.0	75	21334	No
150	GOM_NL__2PRFIN20060330_113225_000000552046_00238_21334_8682.N1	30-MAR-2006 11:32:25	Dark	54.500	4	Alp1Cen	-0.010000	5800.0	109	21334	No
151	GOM_NL__2PRFIN20060330_113506_000000442046_00238_21334_8683.N1	30-MAR-2006 11:35:06	Straylight	44.000	78	Alp Lup	2.3040	28000.	88	21334	No
152	GOM_NL__2PRFIN20060330_113644_000000412046_00238_21334_8684.N1	30-MAR-2006 11:36:44	Straylight	41.000	95	Zet Cen	2.5450	26000.	82	21334	No
153	GOM_NL__2PRFIN20060330_113809_000000402046_00238_21334_8685.N1	30-MAR-2006 11:38:09	Straylight	40.000	64	Gam Cen	2.2000	10600.	80	21334	No
154	GOM_NL__2PRFIN20060330_114041_000000442046_00238_21334_8686.N1	30-MAR-2006 11:40:41	Straylight	43.500	123	lot Cen	2.7500	10200.	87	21334	No
155	GOM_NL__2PRFIN20060330_114537_000000472046_00238_21334_8687.N1	30-MAR-2006 11:45:37	Tw_i_and_stray	46.500	106	9Bet Crv	2.6480	5600.0	93	21334	No
156	GOM_NL__2PRFIN20060330_114737_000000432046_00238_21334_8688.N1	30-MAR-2006 11:47:37	Tw_i_and_stray	43.000	100	4Gam Crv	2.5800	13100.	86	21334	No
157	GOM_NL__2PRFIN20060330_115725_000000392046_00238_21334_8689.N1	30-MAR-2006 11:57:25	Bright	38.500	62	94Bet Leo	2.1360	9700.0	77	21334	No
158	GOM_NL__2PRFIN20060330_115900_000000362046_00238_21334_8690.N1	30-MAR-2006 11:59:00	Bright	36.000	96	68Del Leo	2.5600	9300.0	72	21334	No
159	GOM_NL__2PRFIN20060330_120550_000000372046_00238_21334_8691.N1	30-MAR-2006 12:05:50	Bright	37.000	174	52Psi UMa	3.0040	4400.0	74	21334	No
160	GOM_NL__2PRFIN20060330_120856_000000382046_00238_21334_8692.N1	30-MAR-2006 12:08:56	Bright	38.000	87	64Gam UMa	2.4330	11000.	76	21334	No

161	GOM_NL__2PRFIN20060330_121042_000000382046_00238_21334_8693.N1	30-MAR-2006 12:10:42	Bright	38.000	36	50Alp UMa	1.8000	6300.0	76	21334	No
162	GOM_NL__2PRFIN20060330_121708_000000422046_00238_21334_8694.N1	30-MAR-2006 12:17:08	Bright	41.500	60	7Bet UMi	2.0810	3950.0	83	21334	No
163	GOM_NL__2PRFIN20060330_121841_000000362046_00238_21334_8695.N1	30-MAR-2006 12:18:41	Bright	35.500	49	1Alp UMi	1.9900	6300.0	71	21334	No
164	GOM_NL__2PRFIN20060330_122625_000000362046_00238_21334_8696.N1	30-MAR-2006 12:26:25	Bright	36.000	89	5Alp Cep	2.4510	8000.0	72	21334	No
165	GOM_NL__2PRFIN20060330_123136_000000402046_00238_21334_8697.N1	30-MAR-2006 12:31:36	Bright	40.000	19	50Alp Cyg	1.2460	10500.	80	21334	No
166	GOM_NL__2PRFIN20060330_123314_000000272046_00238_21334_8698.N1	30-MAR-2006 12:33:14	Twilight	27.000	66	37Gam Cyg	2.2080	5900.0	54	21334	No
167	GOM_NL__2PRFIN20060330_123513_000000422046_00238_21334_8699.N1	30-MAR-2006 12:35:13	Bright	42.000	92	53Eps Cyg	2.5000	4500.0	84	21334	No
168	GOM_NL__2PRFIN20060330_124142_000000462046_00238_21334_8700.N1	30-MAR-2006 12:41:42	Bright	46.000	61	8Eps Peg	2.1000	3900.0	92	21334	No
169	GOM_NL__2PRFIN20060330_124616_000000432046_00238_21334_8701.N1	30-MAR-2006 12:46:16	Twilight	43.000	154	22Bet Aqr	2.8990	5700.0	86	21334	No
170	GOM_NL__2PRFIN20060330_130714_000000432046_00239_21335_8680.N1	30-MAR-2006 13:07:14	Dark	43.000	141	Bet Ara	2.8400	4600.0	86	21335	No
171	GOM_NL__2PRFIN20060330_131022_000000392046_00239_21335_8681.N1	30-MAR-2006 13:10:22	Dark	38.500	134	Bet TrA	2.8100	6600.0	77	21335	No
172	GOM_NL__2PRFIN20060330_131301_000000412046_00239_21335_8682.N1	30-MAR-2006 13:13:01	Dark	41.000	4	Alp1Cen	-0.010000	5800.0	82	21335	No
173	GOM_NL__2PRFIN20060330_131542_000000432046_00239_21335_8683.N1	30-MAR-2006 13:15:42	Straylight	43.000	78	Alp Lup	2.3040	28000.	86	21335	No
174	GOM_NL__2PRFIN20060330_131721_000000402046_00239_21335_8684.N1	30-MAR-2006 13:17:21	Straylight	40.000	95	Zet Cen	2.5450	26000.	80	21335	No
175	GOM_NL__2PRFIN20060330_131845_000000392046_00239_21335_8685.N1	30-MAR-2006 13:18:45	Straylight	39.000	64	Gam Cen	2.2000	10600.	78	21335	No
176	GOM_NL__2PRFIN20060330_132117_000000422046_00239_21335_8686.N1	30-MAR-2006 13:21:17	Straylight	42.000	123	lot Cen	2.7500	10200.	84	21335	No
177	GOM_NL__2PRFIN20060330_132613_000000492046_00239_21335_8687.N1	30-MAR-2006 13:26:13	Twilight	48.500	106	9Bet Crv	2.6480	5600.0	97	21335	No
178	GOM_NL__2PRFIN20060330_132813_000000432046_00239_21335_8688.N1	30-MAR-2006 13:28:13	Twilight	42.500	100	4Gam Crv	2.5800	13100.	85	21335	No
179	GOM_NL__2PRFIN20060330_133801_000000392046_00239_21335_8689.N1	30-MAR-2006 13:38:01	Bright	38.500	62	94Bet Leo	2.1360	9700.0	77	21335	No
180	GOM_NL__2PRFIN20060330_133935_000000362046_00239_21335_8690.N1	30-MAR-2006 13:39:35	Bright	36.000	96	68Del Leo	2.5600	9300.0	72	21335	No
181	GOM_NL__2PRFIN20060330_134626_000000372046_00239_21335_8691.N1	30-MAR-2006 13:46:26	Bright	37.000	174	52Psi UMa	3.0040	4400.0	74	21335	No
182	GOM_NL__2PRFIN20060330_134932_000000372046_00239_21335_8692.N1	30-MAR-2006 13:49:32	Bright	37.000	87	64Gam UMa	2.4330	11000.	74	21335	No
183	GOM_NL__2PRFIN20060330_135117_000000382046_00239_21335_8693.N1	30-MAR-2006 13:51:17	Bright	37.500	36	50Alp UMa	1.8000	6300.0	75	21335	No
184	GOM_NL__2PRFIN20060330_135743_000000402046_00239_21335_8694.N1	30-MAR-2006 13:57:43	Bright	40.000	60	7Bet UMi	2.0810	3950.0	80	21335	No
185	GOM_NL__2PRFIN20060330_135917_000000362046_00239_21335_8695.N1	30-MAR-2006 13:59:17	Bright	36.000	49	1Alp UMi	1.9900	6300.0	72	21335	No
186	GOM_NL__2PRFIN20060330_140701_000000362046_00239_21335_8696.N1	30-MAR-2006 14:07:01	Bright	36.000	89	5Alp Cep	2.4510	8000.0	72	21335	No
187	GOM_NL__2PRFIN20060330_141212_000000382046_00239_21335_8697.N1	30-MAR-2006 14:12:12	Bright	37.500	19	50Alp Cyg	1.2460	10500.	75	21335	No
188	GOM_NL__2PRFIN20060330_141350_000000272046_00239_21335_8698.N1	30-MAR-2006 14:13:50	Twilight	27.000	66	37Gam Cyg	2.2080	5900.0	54	21335	No
189	GOM_NL__2PRFIN20060330_141549_000000422046_00239_21335_8699.N1	30-MAR-2006 14:15:49	Bright	42.000	92	53Eps Cyg	2.5000	4500.0	84	21335	No
190	GOM_NL__2PRFIN20060330_142219_000000462046_00239_21335_8700.N1	30-MAR-2006 14:22:19	Bright	45.500	61	8Eps Peg	2.1000	3900.0	91	21335	No
191	GOM_NL__2PRFIN20060330_142652_000000432046_00239_21335_8701.N1	30-MAR-2006 14:26:52	Twilight	42.500	154	22Bet Aqr	2.8990	5700.0	85	21335	No
192	GOM_NL__2PRFIN20060330_144751_000000422046_00240_21336_8680.N1	30-MAR-2006 14:47:51	Dark	42.000	141	Bet Ara	2.8400	4600.0	84	21336	No
193	GOM_NL__2PRFIN20060330_145058_000000412046_00240_21336_8681.N1	30-MAR-2006 14:50:58	Dark	40.500	134	Bet TrA	2.8100	6600.0	81	21336	No
194	GOM_NL__2PRFIN20060330_145338_000000492046_00240_21336_8682.N1	30-MAR-2006 14:53:38	Dark	49.000	4	Alp1Cen	-0.010000	5800.0	98	21336	No
195	GOM_NL__2PRFIN20060330_145619_000000442046_00240_21336_8683.N1	30-MAR-2006 14:56:19	Straylight	44.000	78	Alp Lup	2.3040	28000.	88	21336	No
196	GOM_NL__2PRFIN20060330_145757_000000402046_00240_21336_8684.N1	30-MAR-2006 14:57:57	Straylight	40.000	95	Zet Cen	2.5450	26000.	80	21336	No
197	GOM_NL__2PRFIN20060330_145921_000000422046_00240_21336_8685.N1	30-MAR-2006 14:59:21	Straylight	41.500	64	Gam Cen	2.2000	10600.	83	21336	No
198	GOM_NL__2PRFIN20060330_150154_000000422046_00240_21336_8686.N1	30-MAR-2006 15:01:54	Straylight	41.500	123	lot Cen	2.7500	10200.	83	21336	No
199	GOM_NL__2PRFIN20060330_150649_000000462046_00240_21336_8687.N1	30-MAR-2006 15:06:49	Twilight	45.500	106	9Bet Crv	2.6480	5600.0	91	21336	No
200	GOM_NL__2PRFIN20060330_150849_000000412046_00240_21336_8688.N1	30-MAR-2006 15:08:49	Twilight	41.000	100	4Gam Crv	2.5800	13100.	82	21336	No
201	GOM_NL__2PRFIN20060330_151837_000000392046_00240_21336_8689.N1	30-MAR-2006 15:18:37	Bright	38.500	62	94Bet Leo	2.1360	9700.0	77	21336	No
202	GOM_NL__2PRFIN20060330_152011_000000362046_00240_21336_8690.N1	30-MAR-2006 15:20:11	Bright	36.000	96	68Del Leo	2.5600	9300.0	72	21336	No
203	GOM_NL__2PRFIN20060330_152702_000000372046_00240_21336_8691.N1	30-MAR-2006 15:27:02	Bright	37.000	174	52Psi UMa	3.0040	4400.0	74	21336	No
204	GOM_NL__2PRFIN20060330_153007_000000382046_00240_21336_8692.N1	30-MAR-2006 15:30:07	Bright	37.500	87	64Gam UMa	2.4330	11000.	75	21336	No
205	GOM_NL__2PRFIN20060330_153153_000000382046_00240_21336_8693.N1	30-MAR-2006 15:31:53	Bright	38.000	36	50Alp UMa	1.8000	6300.0	76	21336	No
206	GOM_NL__2PRFIN20060330_153819_000000412046_00240_21336_8694.N1	30-MAR-2006 15:38:19	Bright	40.500	60	7Bet UMi	2.0810	3950.0	81	21336	No
207	GOM_NL__2PRFIN20060330_153953_000000362046_00240_21336_8695.N1	30-MAR-2006 15:39:53	Bright	35.500	49	1Alp UMi	1.9900	6300.0	71	21336	No
208	GOM_NL__2PRFIN20060330_154737_000000372046_00240_21336_8696.N1	30-MAR-2006 15:47:37	Bright	37.000	89	5Alp Cep	2.4510	8000.0	74	21336	No
209	GOM_NL__2PRFIN20060330_155248_000000422046_00240_21336_8697.N1	30-MAR-2006 15:52:48	Bright	42.000	19	50Alp Cyg	1.2460	10500.	84	21336	No
210	GOM_NL__2PRFIN20060330_155626_000000432046_00240_21336_8698.N1	30-MAR-2006 15:56:26	Bright	42.500	92	53Eps Cyg	2.5000	4500.0	85	21336	No
211	GOM_NL__2PRFIN20060330_160255_000000462046_00240_21336_8699.N1	30-MAR-2006 16:02:55	Bright	46.000	61	8Eps Peg	2.1000	3900.0	92	21336	No
212	GOM_NL__2PRFIN20060330_160728_000000442046_00240_21336_8700.N1	30-MAR-2006 16:07:28	Twilight	44.000	154	22Bet Aqr	2.8990	5700.0	88	21336	No
213	GOM_NL__2PRFIN20060330_162828_000000422046_00241_21337_8680.N1	30-MAR-2006 16:28:28	Dark	42.000	141	Bet Ara	2.8400	4600.0	84	21337	No
214	GOM_NL__2PRFIN20060330_163135_000000392046_00241_21337_8681.N1	30-MAR-2006 16:31:35	Dark	38.500	134	Bet TrA	2.8100	6600.0	77	21337	No
215	GOM_NL__2PRFIN20060330_163414_000000542046_00241_21337_8682.N1	30-MAR-2006 16:34:14	Dark	53.500	4	Alp1Cen	-0.010000	5800.0	107	21337	No
216	GOM_NL__2PRFIN20060330_163656_000000442046_00241_21337_8683.N1	30-MAR-2006 16:36:56	Straylight	43.500	78	Alp Lup	2.3040	28000.	87	21337	No
217	GOM_NL__2PRFIN20060330_163834_000000422046_00241_21337_8684.N1	30-MAR-2006 16:38:34	Straylight	42.000	95	Zet Cen	2.5450	26000.	84	21337	No
218	GOM_NL__2PRFIN20060330_163958_000000382046_00241_21337_8685.N1	30-MAR-2006 16:39:58	Straylight	37.500	64	Gam Cen	2.2000	10600.	75	21337	No
219	GOM_NL__2PRFIN20060330_164230_000000472046_00241_21337_8686.N1	30-MAR-2006 16:42:30	Straylight	46.500	123	lot Cen	2.7500	10200.	93	21337	No

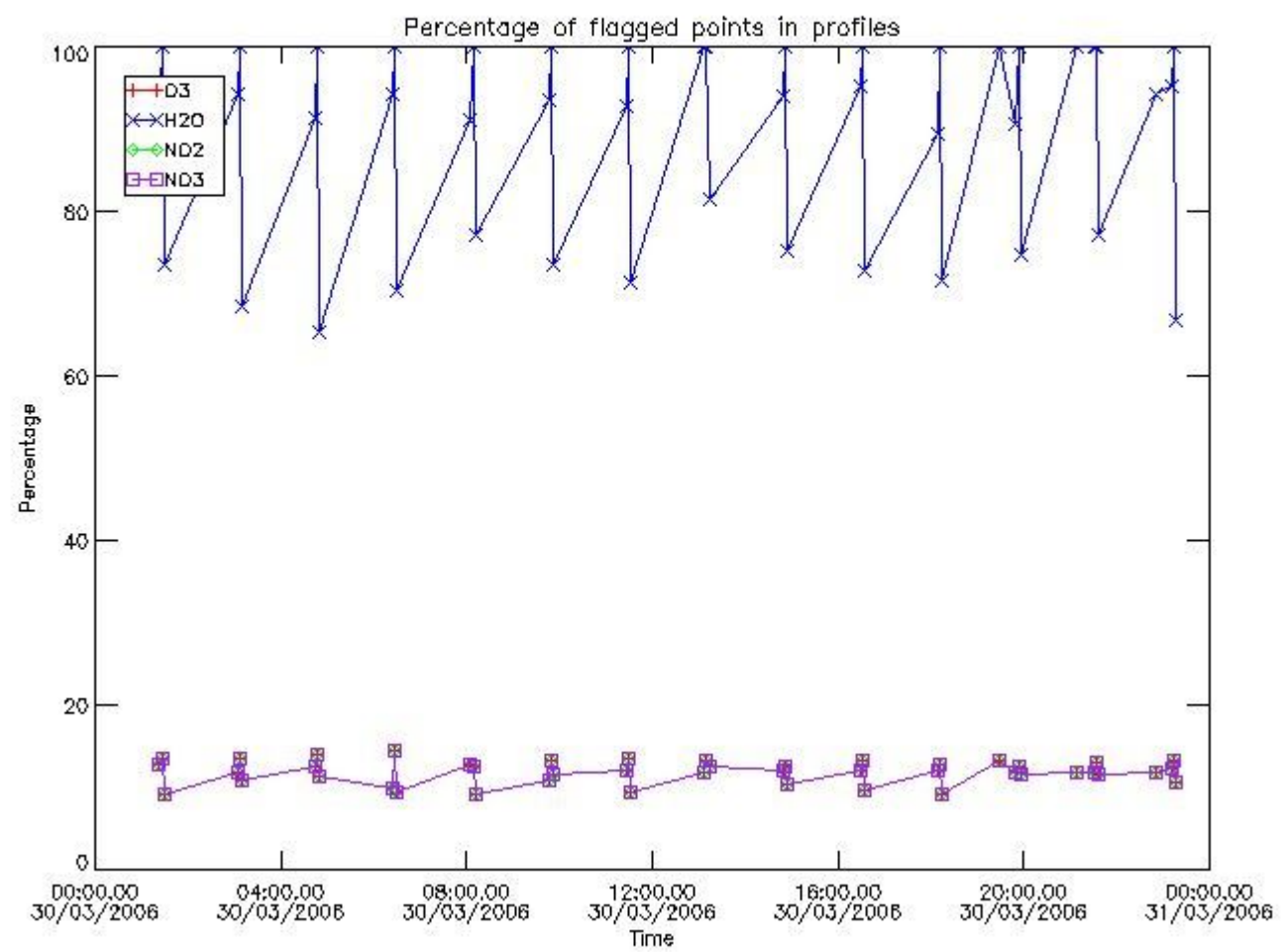
220	GOM_NL__2PRFIN20060330_164726_000000482046_00241_21337_8687.N1	30-MAR-2006 16:47:26	Twilight	48.000	106	9Bet Crv	2.6480	5600.0	96	21337	No
221	GOM_NL__2PRFIN20060330_164925_000000422046_00241_21337_8688.N1	30-MAR-2006 16:49:25	Twilight	41.500	100	4Gam Crv	2.5800	13100.	83	21337	No
222	GOM_NL__2PRFIN20060330_165913_000000392046_00241_21337_8689.N1	30-MAR-2006 16:59:13	Bright	39.000	62	94Bet Leo	2.1360	9700.0	78	21337	No
223	GOM_NL__2PRFIN20060330_170047_000000362046_00241_21337_8690.N1	30-MAR-2006 17:00:47	Bright	36.000	96	68Del Leo	2.5600	9300.0	72	21337	No
224	GOM_NL__2PRFIN20060330_170738_000000352046_00241_21337_8691.N1	30-MAR-2006 17:07:38	Bright	34.500	174	52Psi UMa	3.0040	4400.0	69	21337	No
225	GOM_NL__2PRFIN20060330_171043_000000492046_00241_21337_8692.N1	30-MAR-2006 17:10:43	Bright	49.000	87	64Gam UMa	2.4330	11000.	98	21337	No
226	GOM_NL__2PRFIN20060330_171229_000000412046_00241_21337_8693.N1	30-MAR-2006 17:12:29	Bright	40.500	36	50Alp UMa	1.8000	6300.0	81	21337	No
227	GOM_NL__2PRFIN20060330_171855_000000422046_00241_21337_8694.N1	30-MAR-2006 17:18:55	Bright	42.000	60	7Bet UMi	2.0810	3950.0	84	21337	No
228	GOM_NL__2PRFIN20060330_172029_000000352046_00241_21337_8695.N1	30-MAR-2006 17:20:29	Bright	35.000	49	1Alp UMi	1.9900	6300.0	70	21337	No
229	GOM_NL__2PRFIN20060330_172813_000000372046_00241_21337_8696.N1	30-MAR-2006 17:28:13	Bright	37.000	89	5Alp Cep	2.4510	8000.0	74	21337	No
230	GOM_NL__2PRFIN20060330_173324_000000402046_00241_21337_8697.N1	30-MAR-2006 17:33:24	Bright	40.000	19	50Alp Cyg	1.2460	10500.	80	21337	No
231	GOM_NL__2PRFIN20060330_173702_000000412046_00241_21337_8698.N1	30-MAR-2006 17:37:02	Bright	40.500	92	53Eps Cyg	2.5000	4500.0	81	21337	No
232	GOM_NL__2PRFIN20060330_174331_000000452046_00241_21337_8699.N1	30-MAR-2006 17:43:31	Bright	45.000	61	8Eps Peg	2.1000	3900.0	90	21337	No
233	GOM_NL__2PRFIN20060330_174805_000000442046_00241_21337_8700.N1	30-MAR-2006 17:48:05	Twilight	44.000	154	22Bet Aqr	2.8990	5700.0	88	21337	No
234	GOM_NL__2PRFIN20060330_180904_000000432046_00242_21338_8700.N1	30-MAR-2006 18:09:04	Dark	42.500	141	Bet Ara	2.8400	4600.0	85	21338	No
235	GOM_NL__2PRFIN20060330_181211_000000402046_00242_21338_8701.N1	30-MAR-2006 18:12:11	Dark	40.000	134	Bet TrA	2.8100	6600.0	80	21338	No
236	GOM_NL__2PRFIN20060330_181451_000000552046_00242_21338_8702.N1	30-MAR-2006 18:14:51	Dark	55.000	4	Alp1Cen	-0.010000	5800.0	110	21338	No
237	GOM_NL__2PRFIN20060330_181732_000000452046_00242_21338_8703.N1	30-MAR-2006 18:17:32	Straylight	45.000	78	Alp Lup	2.3040	28000.	90	21338	No
238	GOM_NL__2PRFIN20060330_181910_000000402046_00242_21338_8704.N1	30-MAR-2006 18:19:10	Straylight	40.000	95	Zet Cen	2.5450	26000.	80	21338	No
239	GOM_NL__2PRFIN20060330_182034_000000442046_00242_21338_8705.N1	30-MAR-2006 18:20:34	Straylight	43.500	64	Gam Cen	2.2000	10600.	87	21338	No
240	GOM_NL__2PRFIN20060330_182306_000000472046_00242_21338_8706.N1	30-MAR-2006 18:23:06	Straylight	46.500	123	lot Cen	2.7500	10200.	93	21338	No
241	GOM_NL__2PRFIN20060330_182833_000000462046_00242_21338_8707.N1	30-MAR-2006 18:28:33	Twilight	45.500	171	2Eps Crv	3.0010	4250.0	91	21338	No
242	GOM_NL__2PRFIN20060330_183001_000000402046_00242_21338_8708.N1	30-MAR-2006 18:30:01	Twilight	39.500	100	4Gam Crv	2.5800	13100.	79	21338	No
243	GOM_NL__2PRFIN20060330_183949_000000392046_00242_21338_8709.N1	30-MAR-2006 18:39:49	Bright	39.000	62	94Bet Leo	2.1360	9700.0	78	21338	No
244	GOM_NL__2PRFIN20060330_184123_000000372046_00242_21338_8710.N1	30-MAR-2006 18:41:23	Bright	36.500	96	68Del Leo	2.5600	9300.0	73	21338	No
245	GOM_NL__2PRFIN20060330_184814_000000372046_00242_21338_8711.N1	30-MAR-2006 18:48:14	Bright	37.000	174	52Psi UMa	3.0040	4400.0	74	21338	No
246	GOM_NL__2PRFIN20060330_185119_000000372046_00242_21338_8712.N1	30-MAR-2006 18:51:19	Bright	36.500	87	64Gam UMa	2.4330	11000.	73	21338	No
247	GOM_NL__2PRFIN20060330_185305_000000352046_00242_21338_8713.N1	30-MAR-2006 18:53:05	Bright	35.000	36	50Alp UMa	1.8000	6300.0	70	21338	No
248	GOM_NL__2PRFIN20060330_185930_000000402046_00242_21338_8714.N1	30-MAR-2006 18:59:30	Bright	39.500	60	7Bet UMi	2.0810	3950.0	79	21338	No
249	GOM_NL__2PRFIN20060330_190105_000000372046_00242_21338_8715.N1	30-MAR-2006 19:01:05	Bright	36.500	49	1Alp UMi	1.9900	6300.0	73	21338	No
250	GOM_NL__2PRFIN20060330_190849_000000362046_00242_21338_8716.N1	30-MAR-2006 19:08:49	Bright	36.000	89	5Alp Cep	2.4510	8000.0	72	21338	No
251	GOM_NL__2PRFIN20060330_191400_000000392046_00242_21338_8717.N1	30-MAR-2006 19:14:00	Bright	38.500	19	50Alp Cyg	1.2460	10500.	77	21338	No
252	GOM_NL__2PRFIN20060330_191738_000000422046_00242_21338_8718.N1	30-MAR-2006 19:17:38	Bright	41.500	92	53Eps Cyg	2.5000	4500.0	83	21338	No
253	GOM_NL__2PRFIN20060330_192407_000000462046_00242_21338_8719.N1	30-MAR-2006 19:24:07	Bright	45.500	61	8Eps Peg	2.1000	3900.0	91	21338	No
254	GOM_NL__2PRFIN20060330_192841_000000422046_00242_21338_8720.N1	30-MAR-2006 19:28:41	Dark	42.000	154	22Bet Aqr	2.8990	5700.0	84	21338	No
255	GOM_NL__2PRFIN20060330_194941_000000442046_00243_21339_8700.N1	30-MAR-2006 19:49:41	Dark	43.500	141	Bet Ara	2.8400	4600.0	87	21339	No
256	GOM_NL__2PRFIN20060330_195248_000000412046_00243_21339_8701.N1	30-MAR-2006 19:52:48	Dark	40.500	134	Bet TrA	2.8100	6600.0	81	21339	No
257	GOM_NL__2PRFIN20060330_195527_000000442046_00243_21339_8702.N1	30-MAR-2006 19:55:27	Dark	44.000	4	Alp1Cen	-0.010000	5800.0	88	21339	No
258	GOM_NL__2PRFIN20060330_195809_000000442046_00243_21339_8703.N1	30-MAR-2006 19:58:09	Straylight	43.500	78	Alp Lup	2.3040	28000.	87	21339	No
259	GOM_NL__2PRFIN20060330_195947_000000422046_00243_21339_8704.N1	30-MAR-2006 19:59:47	Straylight	41.500	95	Zet Cen	2.5450	26000.	83	21339	No
260	GOM_NL__2PRFIN20060330_200110_000000412046_00243_21339_8705.N1	30-MAR-2006 20:01:10	Straylight	41.000	64	Gam Cen	2.2000	10600.	82	21339	No
261	GOM_NL__2PRFIN20060330_200343_000000442046_00243_21339_8706.N1	30-MAR-2006 20:03:43	Straylight	43.500	123	lot Cen	2.7500	10200.	87	21339	No
262	GOM_NL__2PRFIN20060330_200909_000000442046_00243_21339_8707.N1	30-MAR-2006 20:09:09	Twilight	44.000	171	2Eps Crv	3.0010	4250.0	88	21339	No
263	GOM_NL__2PRFIN20060330_201037_000000422046_00243_21339_8708.N1	30-MAR-2006 20:10:37	Twilight	42.000	100	4Gam Crv	2.5800	13100.	84	21339	No
264	GOM_NL__2PRFIN20060330_202025_000000392046_00243_21339_8709.N1	30-MAR-2006 20:20:25	Bright	38.500	62	94Bet Leo	2.1360	9700.0	77	21339	No
265	GOM_NL__2PRFIN20060330_202159_000000532046_00243_21339_8710.N1	30-MAR-2006 20:21:59	Bright	53.000	96	68Del Leo	2.5600	9300.0	106	21339	No
266	GOM_NL__2PRFIN20060330_202849_000000342046_00243_21339_8711.N1	30-MAR-2006 20:28:49	Bright	34.000	174	52Psi UMa	3.0040	4400.0	68	21339	No
267	GOM_NL__2PRFIN20060330_203155_000000372046_00243_21339_8712.N1	30-MAR-2006 20:31:55	Bright	36.500	87	64Gam UMa	2.4330	11000.	73	21339	No
268	GOM_NL__2PRFIN20060330_203341_000000352046_00243_21339_8713.N1	30-MAR-2006 20:33:41	Bright	34.500	36	50Alp UMa	1.8000	6300.0	69	21339	No
269	GOM_NL__2PRFIN20060330_204006_000000422046_00243_21339_8714.N1	30-MAR-2006 20:40:06	Bright	41.500	60	7Bet UMi	2.0810	3950.0	83	21339	No
270	GOM_NL__2PRFIN20060330_204141_000000362046_00243_21339_8715.N1	30-MAR-2006 20:41:41	Bright	36.000	49	1Alp UMi	1.9900	6300.0	72	21339	No
271	GOM_NL__2PRFIN20060330_204924_000000362046_00243_21339_8716.N1	30-MAR-2006 20:49:24	Bright	36.000	89	5Alp Cep	2.4510	8000.0	72	21339	No
272	GOM_NL__2PRFIN20060330_205436_000000422046_00243_21339_8717.N1	30-MAR-2006 20:54:36	Bright	41.500	19	50Alp Cyg	1.2460	10500.	83	21339	No
273	GOM_NL__2PRFIN20060330_205814_000000432046_00243_21339_8718.N1	30-MAR-2006 20:58:14	Bright	42.500	92	53Eps Cyg	2.5000	4500.0	85	21339	No
274	GOM_NL__2PRFIN20060330_210443_000000452046_00243_21339_8719.N1	30-MAR-2006 21:04:43	Bright	45.000	61	8Eps Peg	2.1000	3900.0	90	21339	No
275	GOM_NL__2PRFIN20060330_210917_000000432046_00243_21339_8720.N1	30-MAR-2006 21:09:17	Dark	43.000	154	22Bet Aqr	2.8990	5700.0	86	21339	No
276	GOM_NL__2PRFIN20060330_213018_000000442046_00244_21340_8700.N1	30-MAR-2006 21:30:18	Dark	43.500	141	Bet Ara	2.8400	4600.0	87	21340	No
277	GOM_NL__2PRFIN20060330_213324_000000402046_00244_21340_8701.N1	30-MAR-2006 21:33:24	Dark	39.500	134	Bet TrA	2.8100	6600.0	79	21340	No
278	GOM_NL__2PRFIN20060330_213604_000000442046_00244_21340_8702.N1	30-MAR-2006 21:36:04	Dark	44.000	4	Alp1Cen	-0.010000	5800.0	88	21340	No

279	GOM_NL__2PRFIN20060330_213845_000000472046_00244_21340_8703.N1	30-MAR-2006 21:38:45	Straylight	47.000	78	Alp Lup	2.3040	28000.	94	21340	No
280	GOM_NL__2PRFIN20060330_214023_000000412046_00244_21340_8704.N1	30-MAR-2006 21:40:23	Straylight	41.000	95	Zet Cen	2.5450	26000.	82	21340	No
281	GOM_NL__2PRFIN20060330_214146_000000422046_00244_21340_8705.N1	30-MAR-2006 21:41:46	Straylight	41.500	64	Gam Cen	2.2000	10600.	83	21340	No
282	GOM_NL__2PRFIN20060330_214419_000000442046_00244_21340_8706.N1	30-MAR-2006 21:44:19	Straylight	44.000	123	Iot Cen	2.7500	10200.	88	21340	No
283	GOM_NL__2PRFIN20060330_214914_000000462046_00244_21340_8707.N1	30-MAR-2006 21:49:14	Tw_i_and_stray	45.500	106	9Bet Crv	2.6480	5600.0	91	21340	No
284	GOM_NL__2PRFIN20060330_215113_000000422046_00244_21340_8708.N1	30-MAR-2006 21:51:13	Tw_i_and_stray	42.000	100	4Gam Crv	2.5800	13100.	84	21340	No
285	GOM_NL__2PRFIN20060330_220100_000000382046_00244_21340_8709.N1	30-MAR-2006 22:01:00	Bright	38.000	62	94Bet Leo	2.1360	9700.0	76	21340	No
286	GOM_NL__2PRFIN20060330_220235_000000362046_00244_21340_8710.N1	30-MAR-2006 22:02:35	Bright	35.500	96	68Del Leo	2.5600	9300.0	71	21340	No
287	GOM_NL__2PRFIN20060330_220925_000000362046_00244_21340_8711.N1	30-MAR-2006 22:09:25	Bright	36.000	174	52Psi UMa	3.0040	4400.0	72	21340	No
288	GOM_NL__2PRFIN20060330_221230_000000362046_00244_21340_8712.N1	30-MAR-2006 22:12:30	Bright	36.000	87	64Gam UMa	2.4330	11000.	72	21340	No
289	GOM_NL__2PRFIN20060330_221417_000000372046_00244_21340_8713.N1	30-MAR-2006 22:14:17	Bright	37.000	36	50Alp UMa	1.8000	6300.0	74	21340	No
290	GOM_NL__2PRFIN20060330_222041_000000382046_00244_21340_8714.N1	30-MAR-2006 22:20:41	Bright	37.500	60	7Bet UMi	2.0810	3950.0	75	21340	No
291	GOM_NL__2PRFIN20060330_222217_000000352046_00244_21340_8715.N1	30-MAR-2006 22:22:17	Bright	35.000	49	1Alp UMi	1.9900	6300.0	70	21340	No
292	GOM_NL__2PRFIN20060330_223000_000000352046_00244_21340_8716.N1	30-MAR-2006 22:30:00	Bright	34.500	89	5Alp Cep	2.4510	8000.0	69	21340	No
293	GOM_NL__2PRFIN20060330_223512_000000422046_00244_21340_8717.N1	30-MAR-2006 22:35:12	Bright	41.500	19	50Alp Cyg	1.2460	10500.	83	21340	No
294	GOM_NL__2PRFIN20060330_223850_000000422046_00244_21340_8718.N1	30-MAR-2006 22:38:50	Bright	42.000	92	53Eps Cyg	2.5000	4500.0	84	21340	No
295	GOM_NL__2PRFIN20060330_224520_000000402046_00244_21340_8719.N1	30-MAR-2006 22:45:20	Bright	39.500	61	8Eps Peg	2.1000	3900.0	79	21340	No
296	GOM_NL__2PRFIN20060330_224953_000000432046_00244_21340_8720.N1	30-MAR-2006 22:49:53	Dark	42.500	154	22Bet Aqr	2.8990	5700.0	85	21340	No
297	GOM_NL__2PRFIN20060330_231054_000000422046_00245_21341_8700.N1	30-MAR-2006 23:10:54	Dark	41.500	141	Bet Ara	2.8400	4600.0	83	21341	No
298	GOM_NL__2PRFIN20060330_231401_000000392046_00245_21341_8701.N1	30-MAR-2006 23:14:01	Dark	38.500	134	Bet TrA	2.8100	6600.0	77	21341	No
299	GOM_NL__2PRFIN20060330_231640_000000492046_00245_21341_8702.N1	30-MAR-2006 23:16:40	Dark	48.500	4	Alp1Cen	-0.010000	5800.0	97	21341	No
300	GOM_NL__2PRFIN20060330_231922_000000492046_00245_21341_8703.N1	30-MAR-2006 23:19:22	Straylight	49.000	78	Alp Lup	2.3040	28000.	98	21341	No
301	GOM_NL__2PRFIN20060330_232059_000000452046_00245_21341_8704.N1	30-MAR-2006 23:20:59	Straylight	44.500	95	Zet Cen	2.5450	26000.	89	21341	No
302	GOM_NL__2PRFIN20060330_232222_000000402046_00245_21341_8705.N1	30-MAR-2006 23:22:22	Straylight	40.000	64	Gam Cen	2.2000	10600.	80	21341	No
303	GOM_NL__2PRFIN20060330_232455_000000452046_00245_21341_8706.N1	30-MAR-2006 23:24:55	Straylight	44.500	123	Iot Cen	2.7500	10200.	89	21341	No
304	GOM_NL__2PRFIN20060330_232950_000000462046_00245_21341_8707.N1	30-MAR-2006 23:29:50	Tw_i_and_stray	45.500	106	9Bet Crv	2.6480	5600.0	91	21341	No
305	GOM_NL__2PRFIN20060330_233149_000000432046_00245_21341_8708.N1	30-MAR-2006 23:31:49	Tw_i_and_stray	42.500	100	4Gam Crv	2.5800	13100.	85	21341	No
306	GOM_NL__2PRFIN20060330_234136_000000392046_00245_21341_8709.N1	30-MAR-2006 23:41:36	Bright	39.000	62	94Bet Leo	2.1360	9700.0	78	21341	No
307	GOM_NL__2PRFIN20060330_234311_000000362046_00245_21341_8710.N1	30-MAR-2006 23:43:11	Bright	36.000	96	68Del Leo	2.5600	9300.0	72	21341	No
308	GOM_NL__2PRFIN20060330_235001_000000362046_00245_21341_8711.N1	30-MAR-2006 23:50:01	Bright	35.500	174	52Psi UMa	3.0040	4400.0	71	21341	No
309	GOM_NL__2PRFIN20060330_235306_000000372046_00245_21341_8712.N1	30-MAR-2006 23:53:06	Bright	37.000	87	64Gam UMa	2.4330	11000.	74	21341	No
310	GOM_NL__2PRFIN20060330_235452_000000382046_00245_21341_8713.N1	30-MAR-2006 23:54:52	Bright	37.500	36	50Alp UMa	1.8000	6300.0	75	21341	No

3. Quality information per product

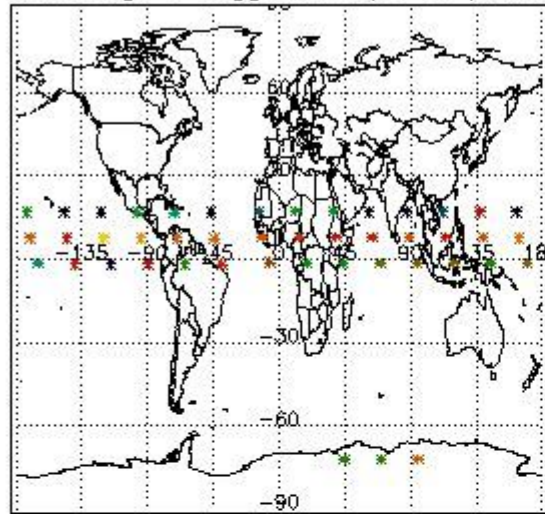
In this section it is plotted some information contained in the Quality Summary data set of the level 2 products. Only products in dark limb conditions and without errors (error flag in the MPH set to "0") are used.

3.1 Plot quality information per product (time dependant)

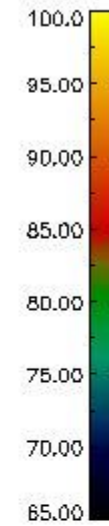
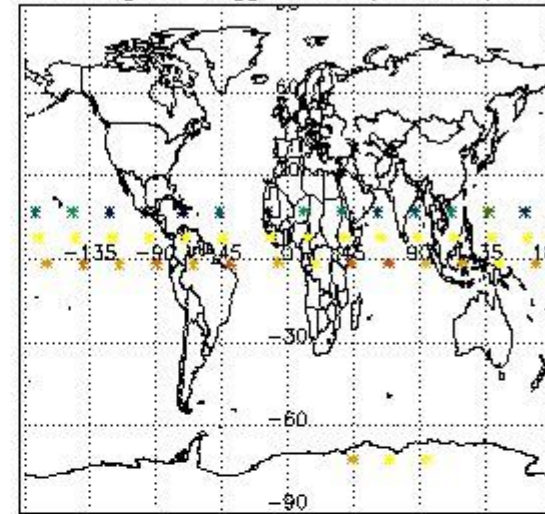


3.2 Plot quality information per product (world map)


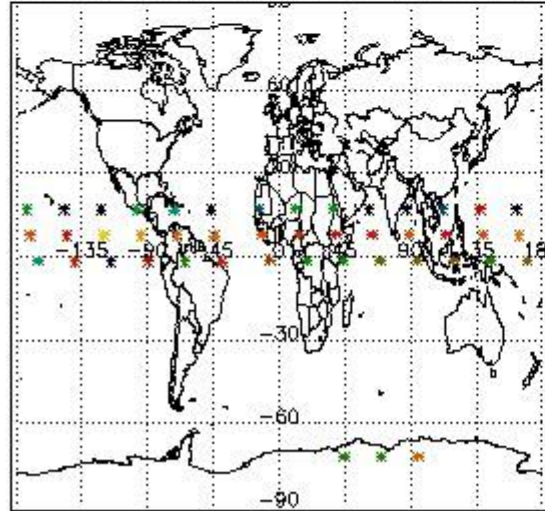
Percentage of flagged data per O3 profile



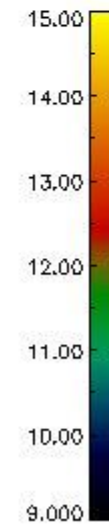
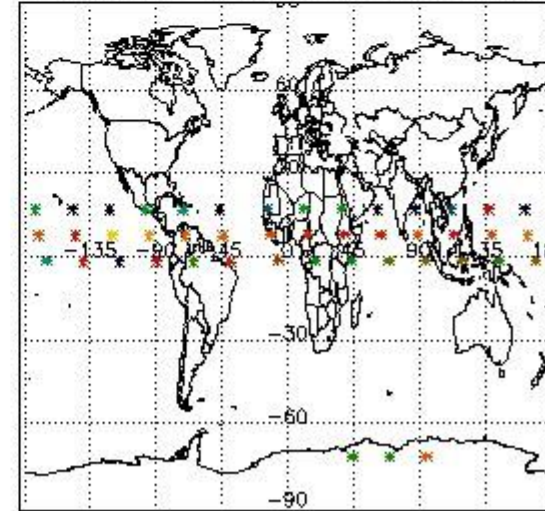
Percentage of flagged data per H2O profile



Percentage of flagged data per NO2 profile



Percentage of flagged data per NO3 profile

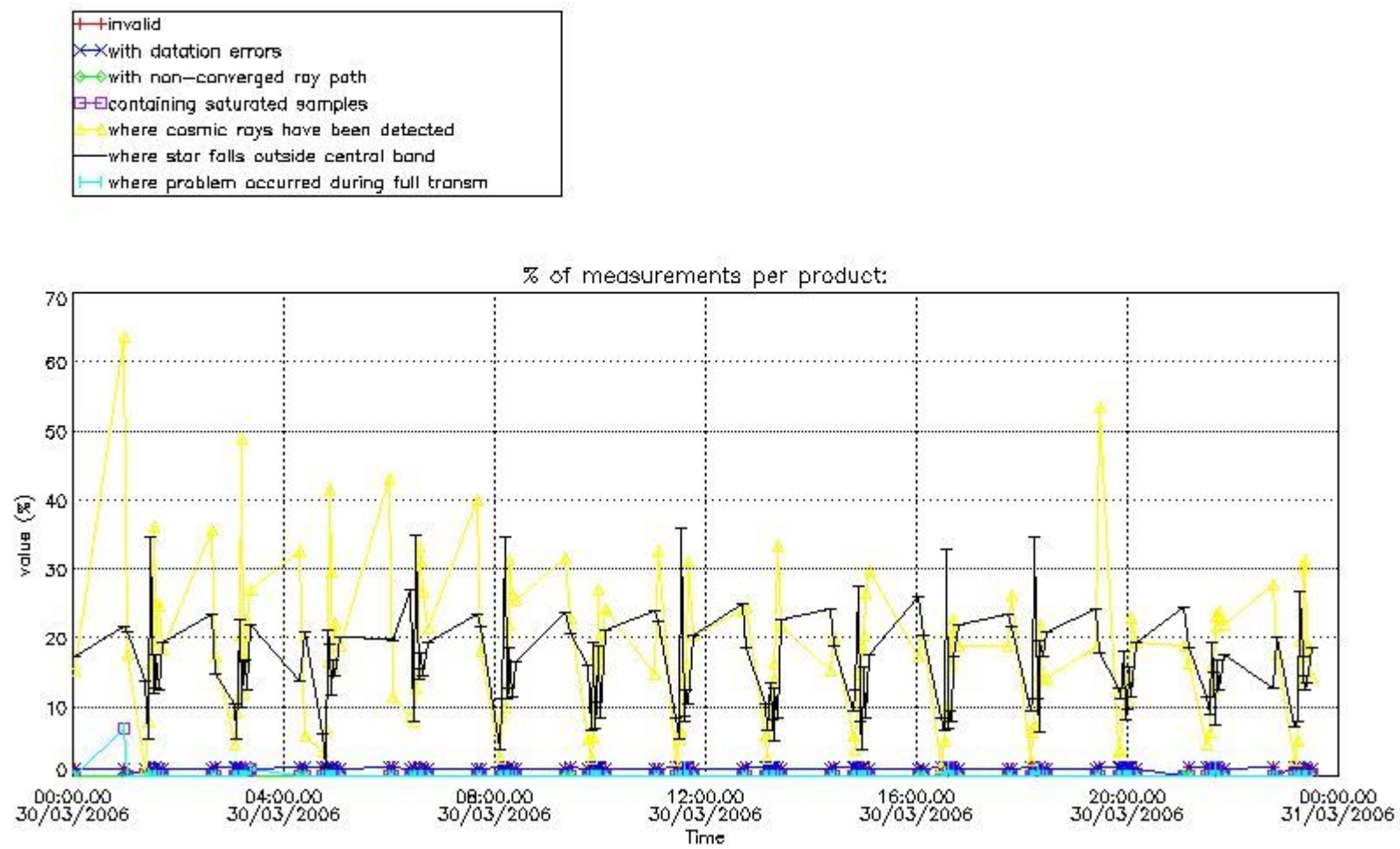


4. Level 1 quality information per product

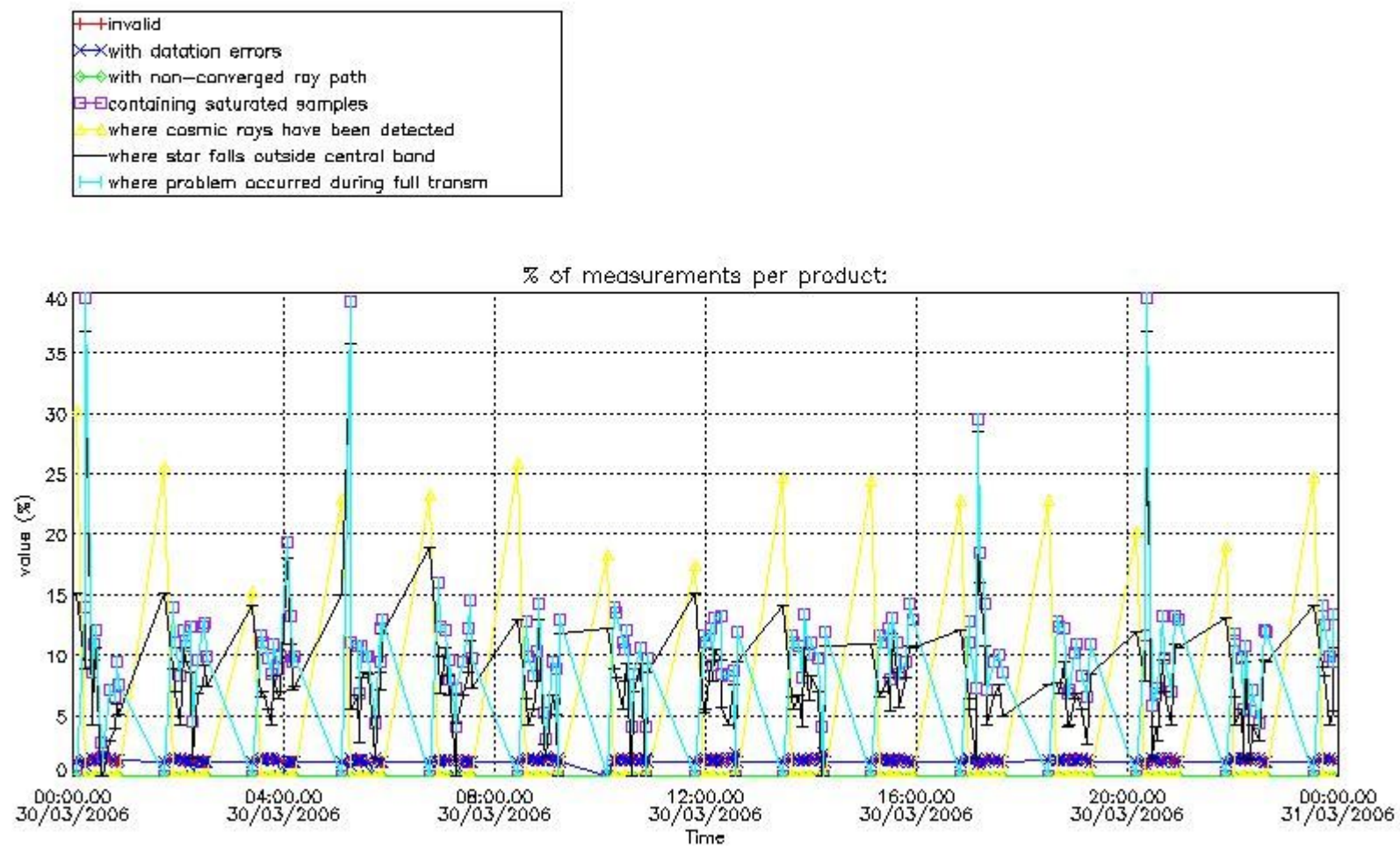
In this section it is plotted some information contained in the Quality Summary data set of the level 2 products that comes from the level 1b processing. Products without errors (error flag in the MPH set to "0") are used.

4.1 Plot quality information per product (time dependant) coming from level 1b processing

4.1.1 Plot level 1 quality information per product (time dependant): ENVISAT ASCENDING passes

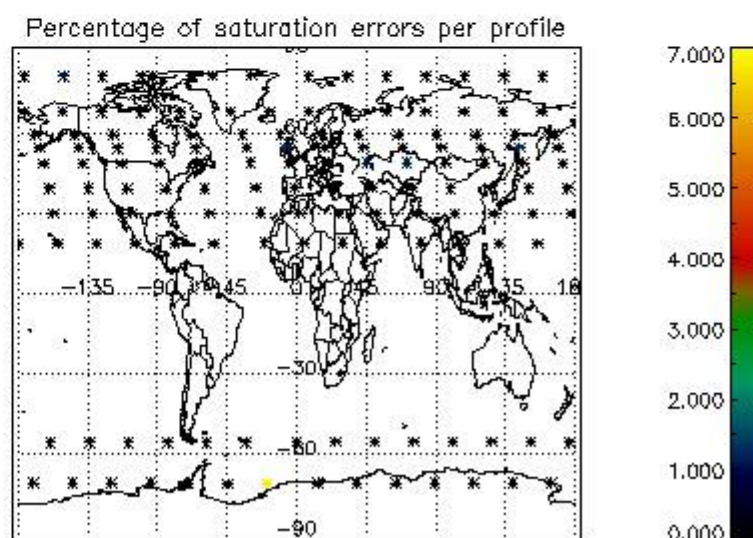
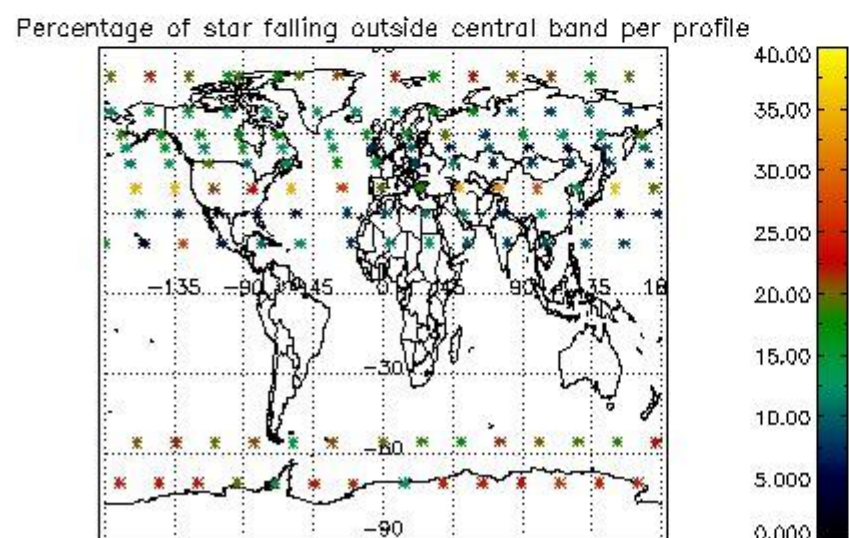
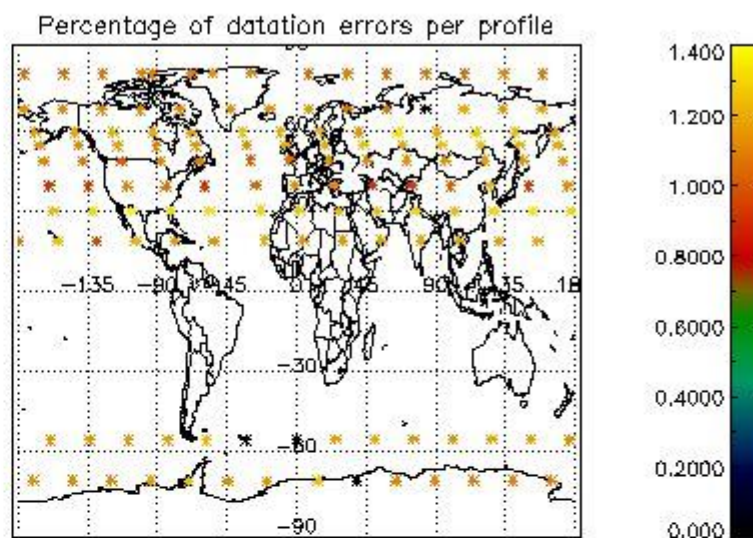
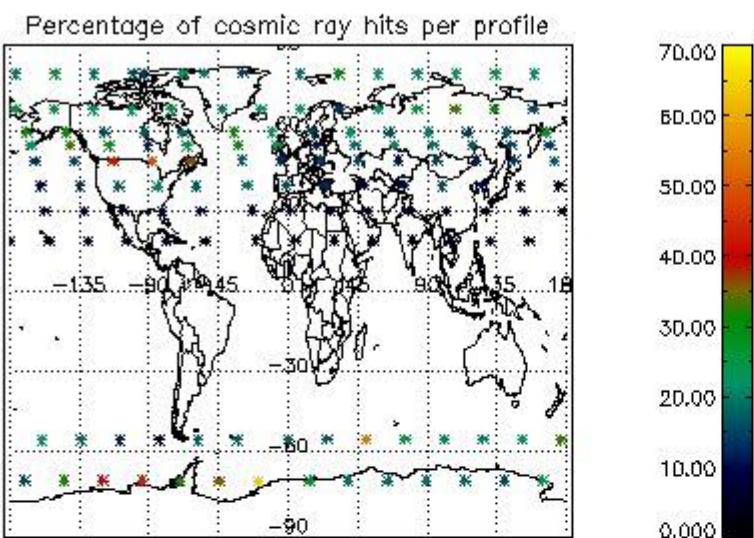


4.1.2 Plot level 1 quality information per product (time dependant): ENVI SAT DESCENDING passes

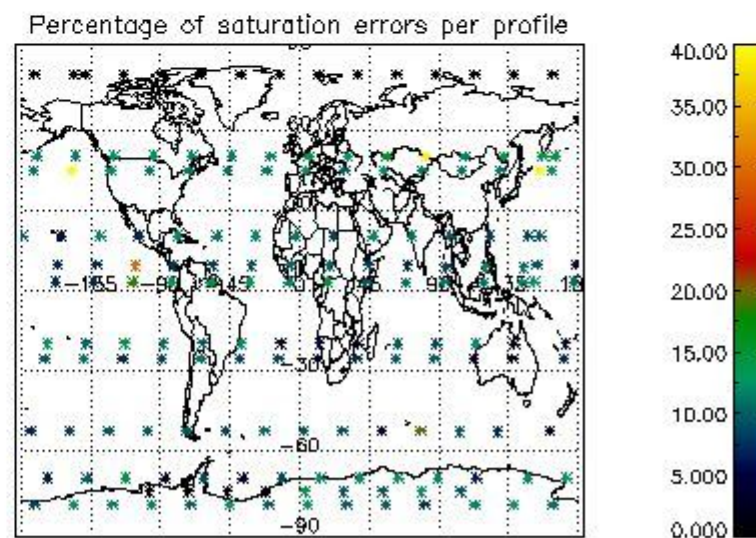
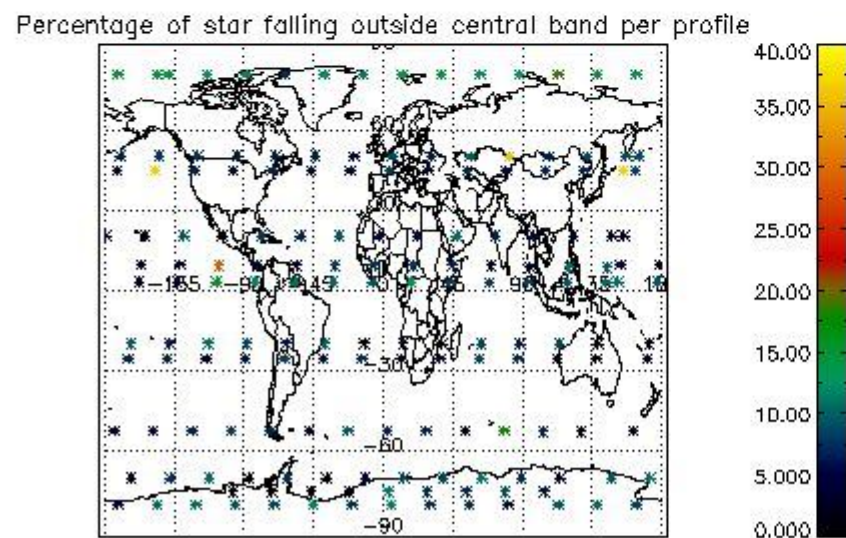
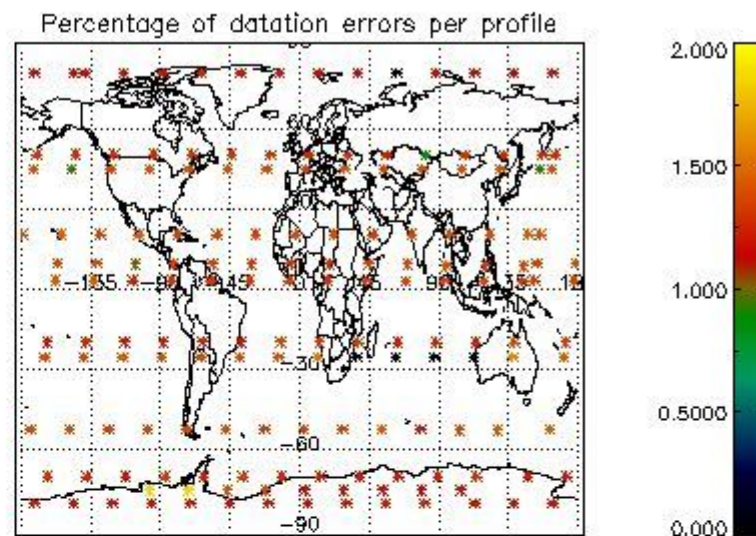
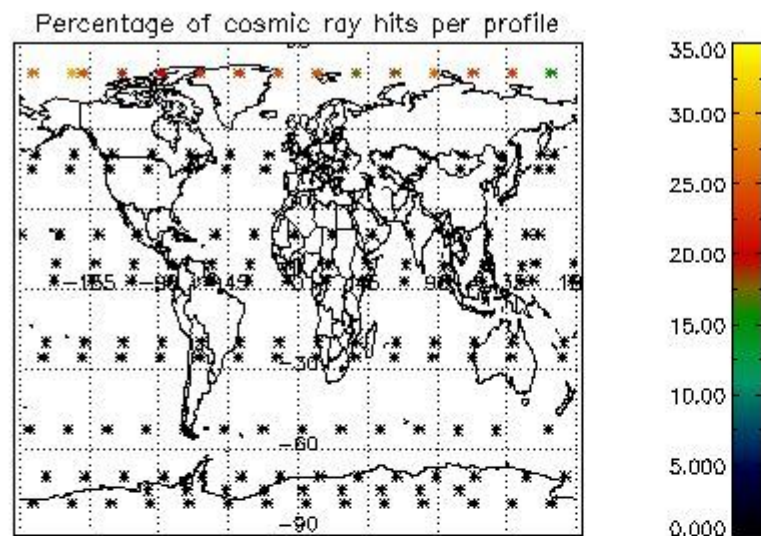


4.2 Plot quality information per product coming from level 1b processing (world map)

4.2.1 Plot level 1 quality information per product (world map): ENVISAT ASCENDING passes



4.2.2 Plot level 1 quality information per product (world map): ENVISAT DESCENDING passes



5. Trace gas profiles

5.1 Ozone statistics based on quality of products

The final quality of the products can be "measured" using the STD (Standard Deviation) attached to every point profile. This information is written to the parameter GOM_NL__2P/NL_LOCAL_SPECIES_DENSITY/o3_std of the level 2 products. The table below shows the statistics for given STD ranges.

The statistics are given with respect to the overall valid production:

- Products without fatal errors: GOM_NL__2P/MPH/PRODUCT_ERR=0
- Valid point profile: GOM_NL__2P/NL_LOCAL_SPECIES_DENSITY/pcd(0)=0

The 'Criteria' is applied to valid points of dark limb products:

- Products in dark limb illumination condition: GOM_NL__2P/NL_SUMMARY_QUALITY/obs_ill_cond=0
- Products without fatal errors: GOM_NL__2P/MPH/PRODUCT_ERR=0
- Valid point profile: GOM_NL__2P/NL_LOCAL_SPECIES_DENSITY/pcd(0)=0

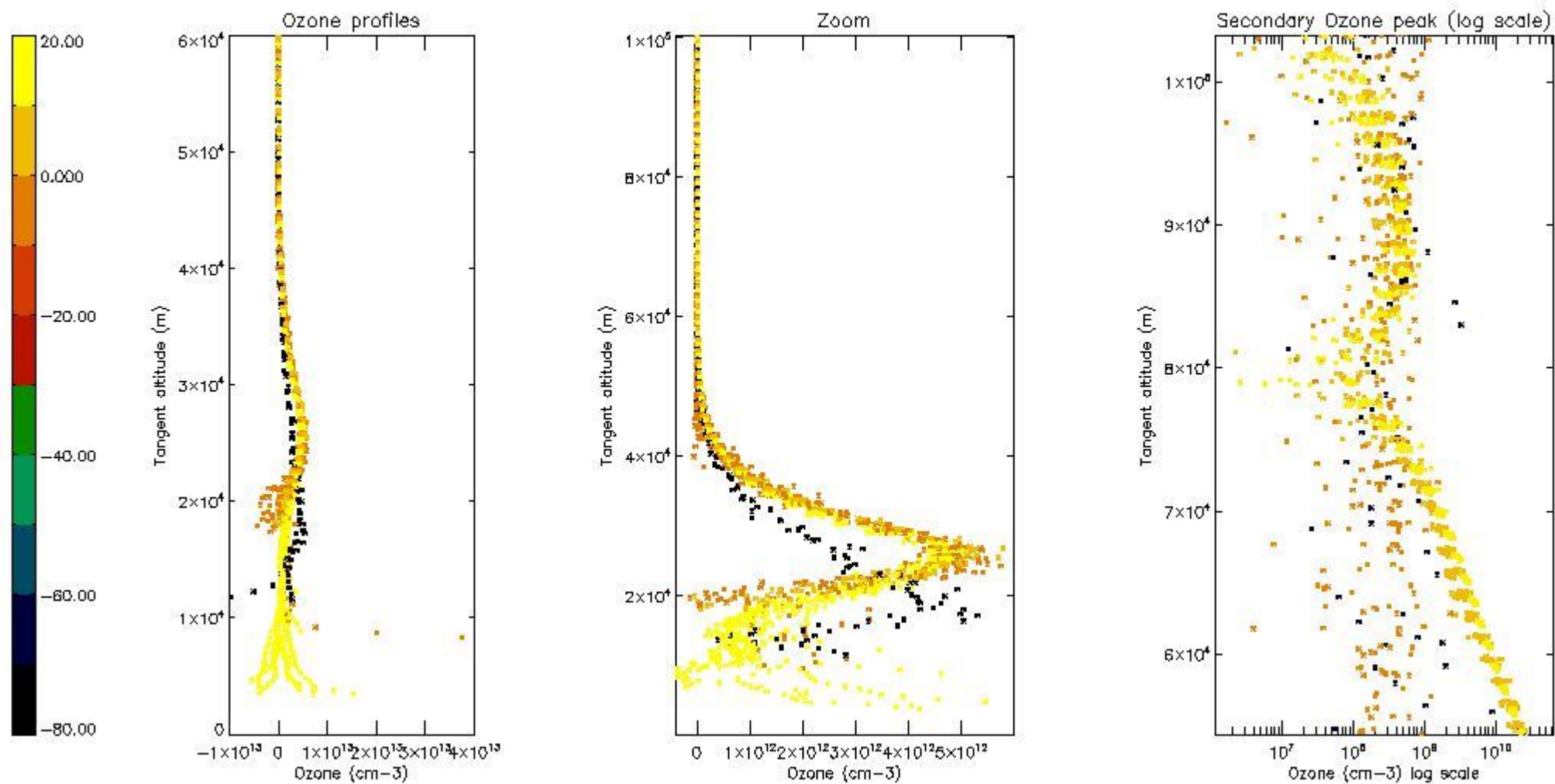
So, the table below shows the percentage of dark limb and valid observations for each criteria with respect to the overall valid daily observations.

Criteria	% of total production
All STD	16
STD < 20	7

STD < 10	5
STD < 5	2

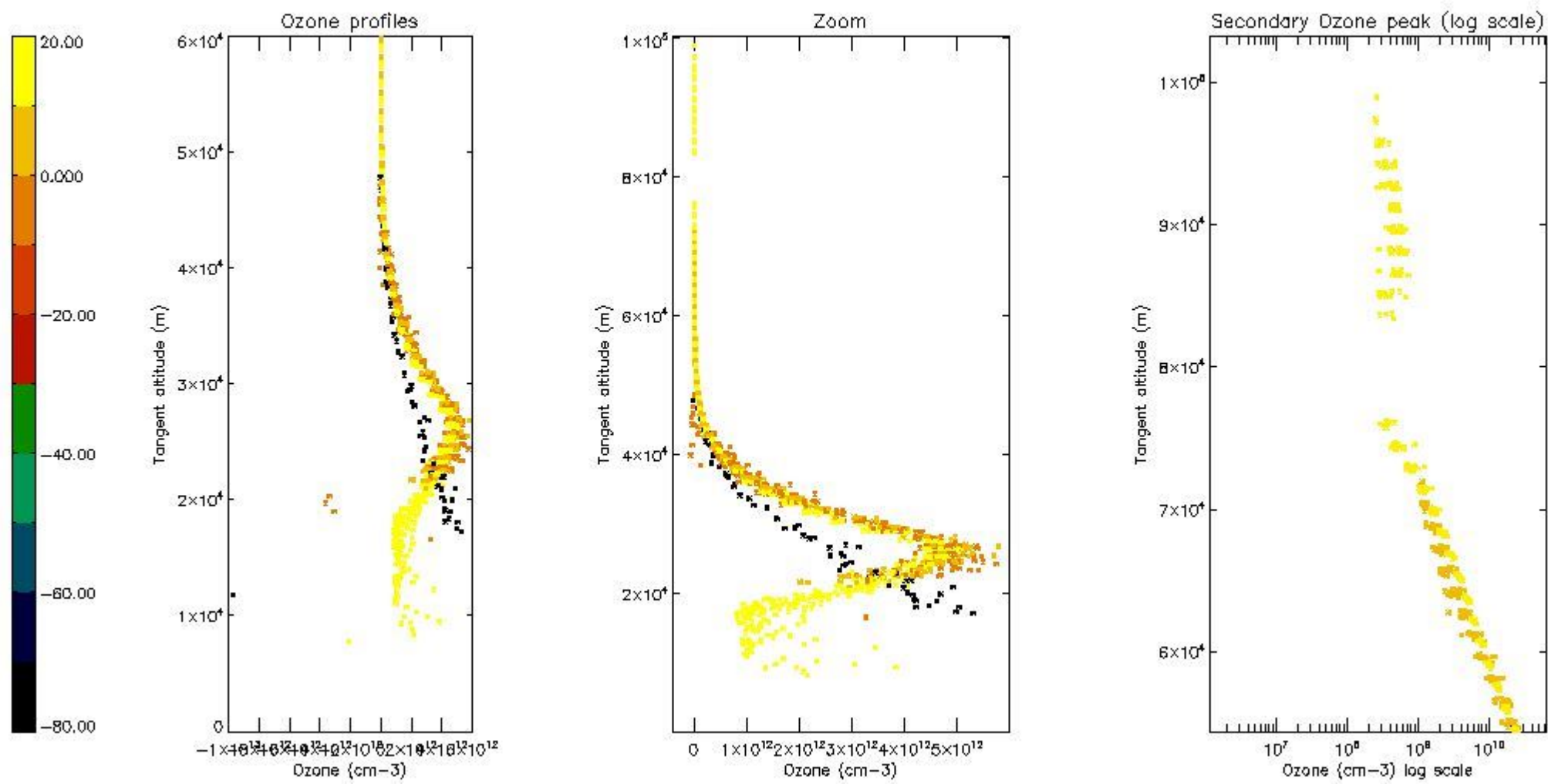
5.2 Plot ozone profiles for all STD (dark without errors)

The colorbar represents the latitude.



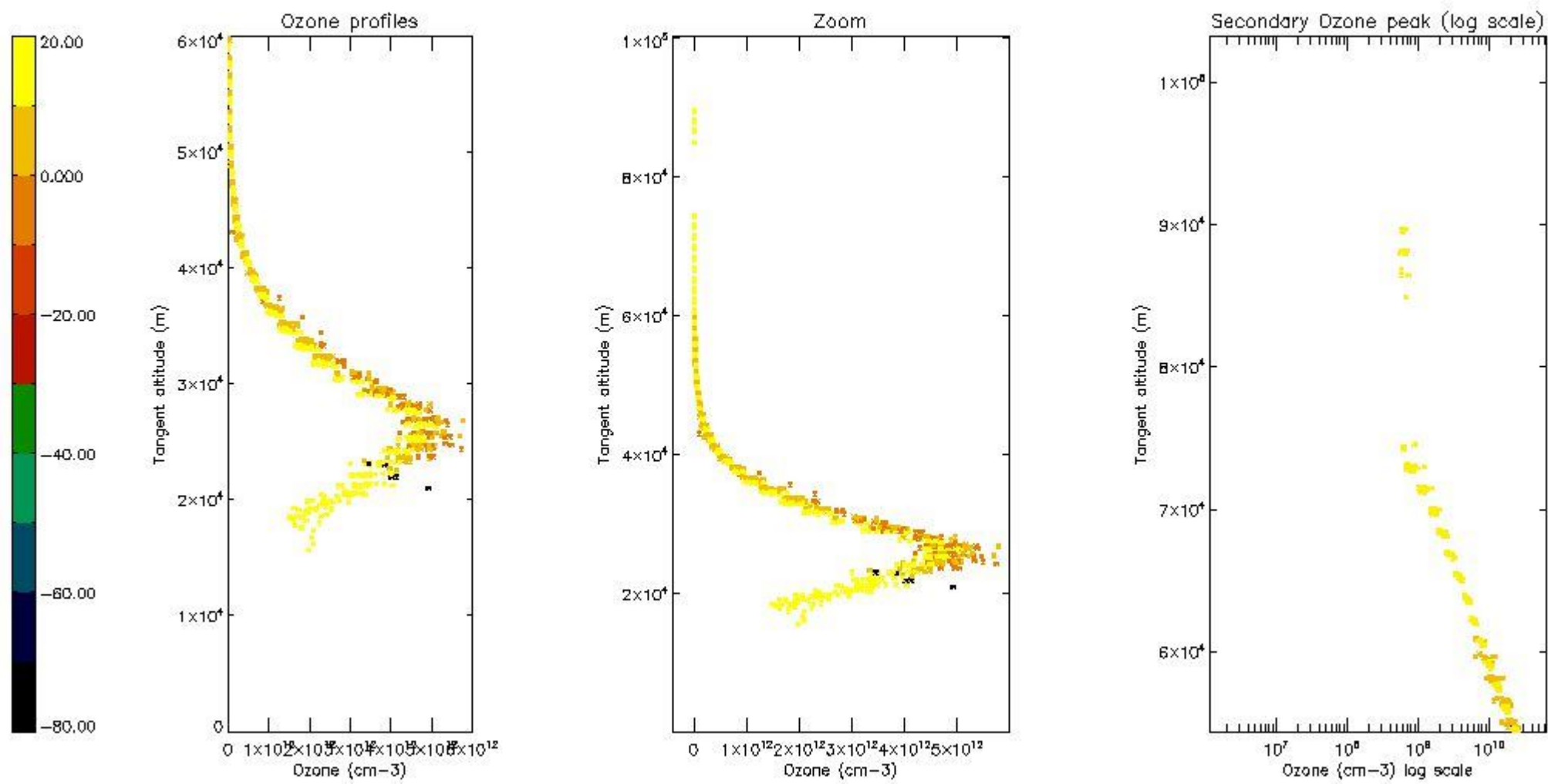
5.3 Plot ozone profiles where STD < 20% (dark without errors)

The colorbar represents the latitude.



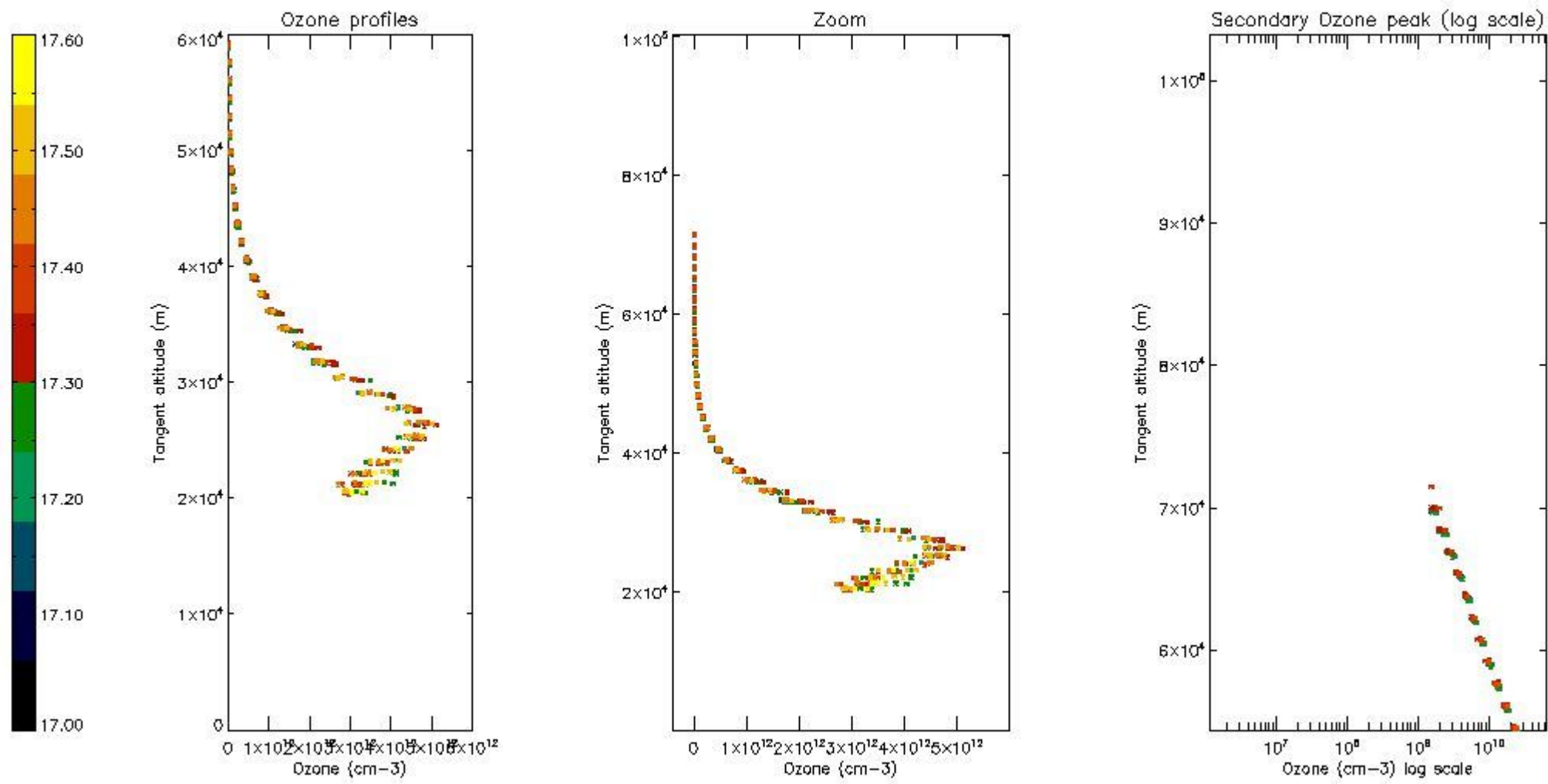
5.4 Plot ozone profiles where STD < 10% (dark without errors)

The colorbar represents the latitude.



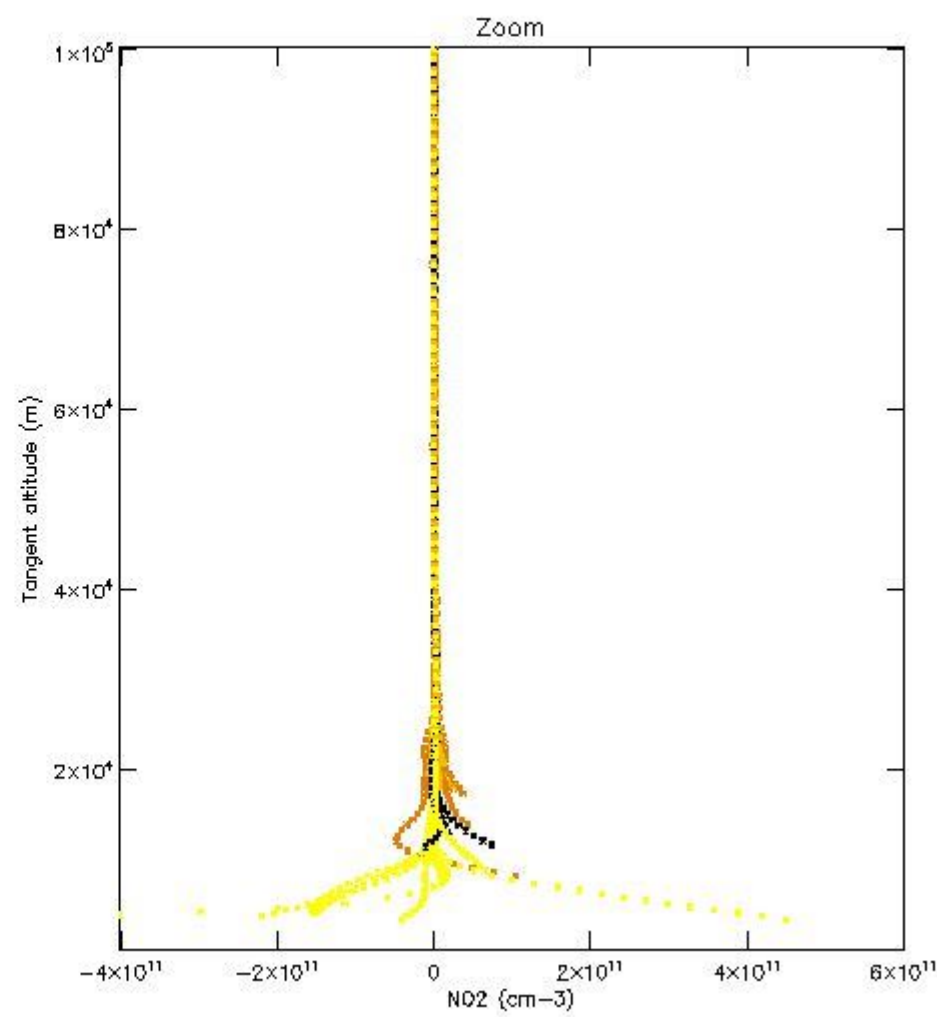
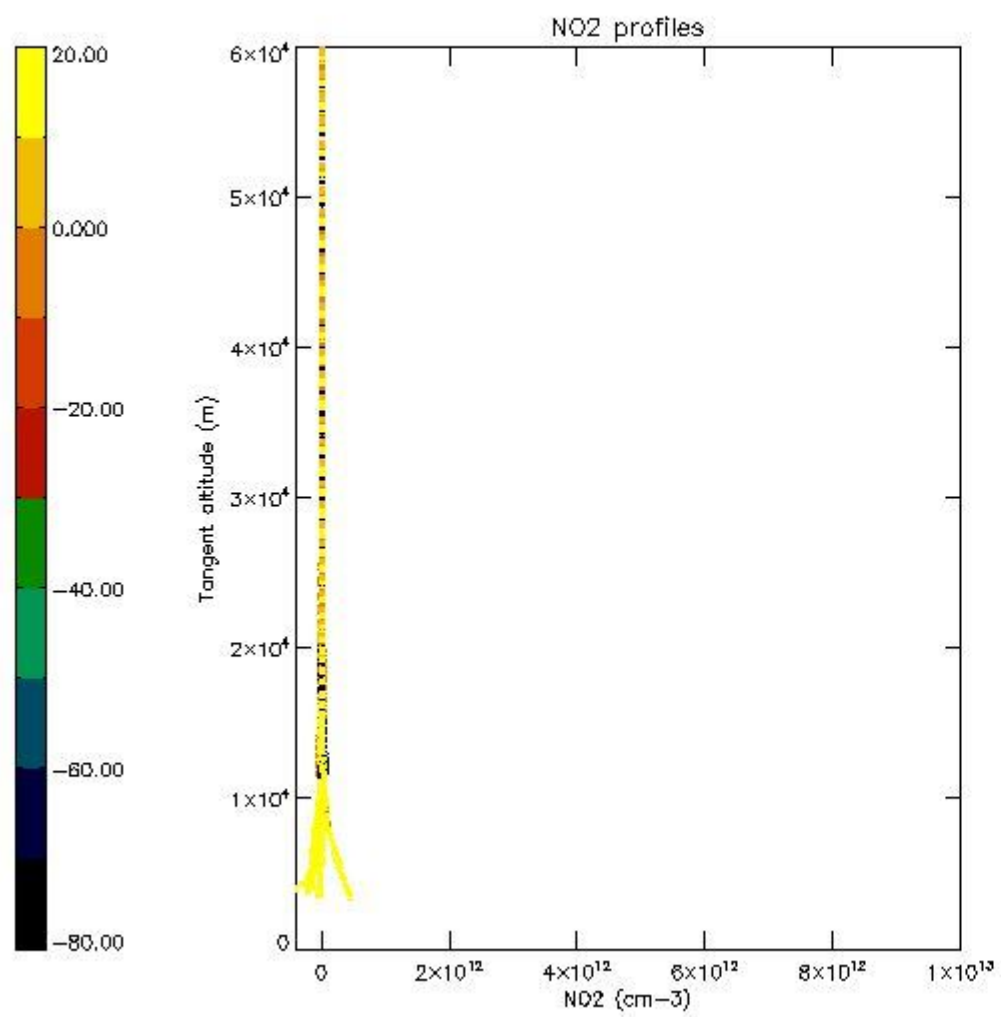
5.5 Plot ozone profiles where STD < 5% (dark without errors)

The colorbar represents the latitude.



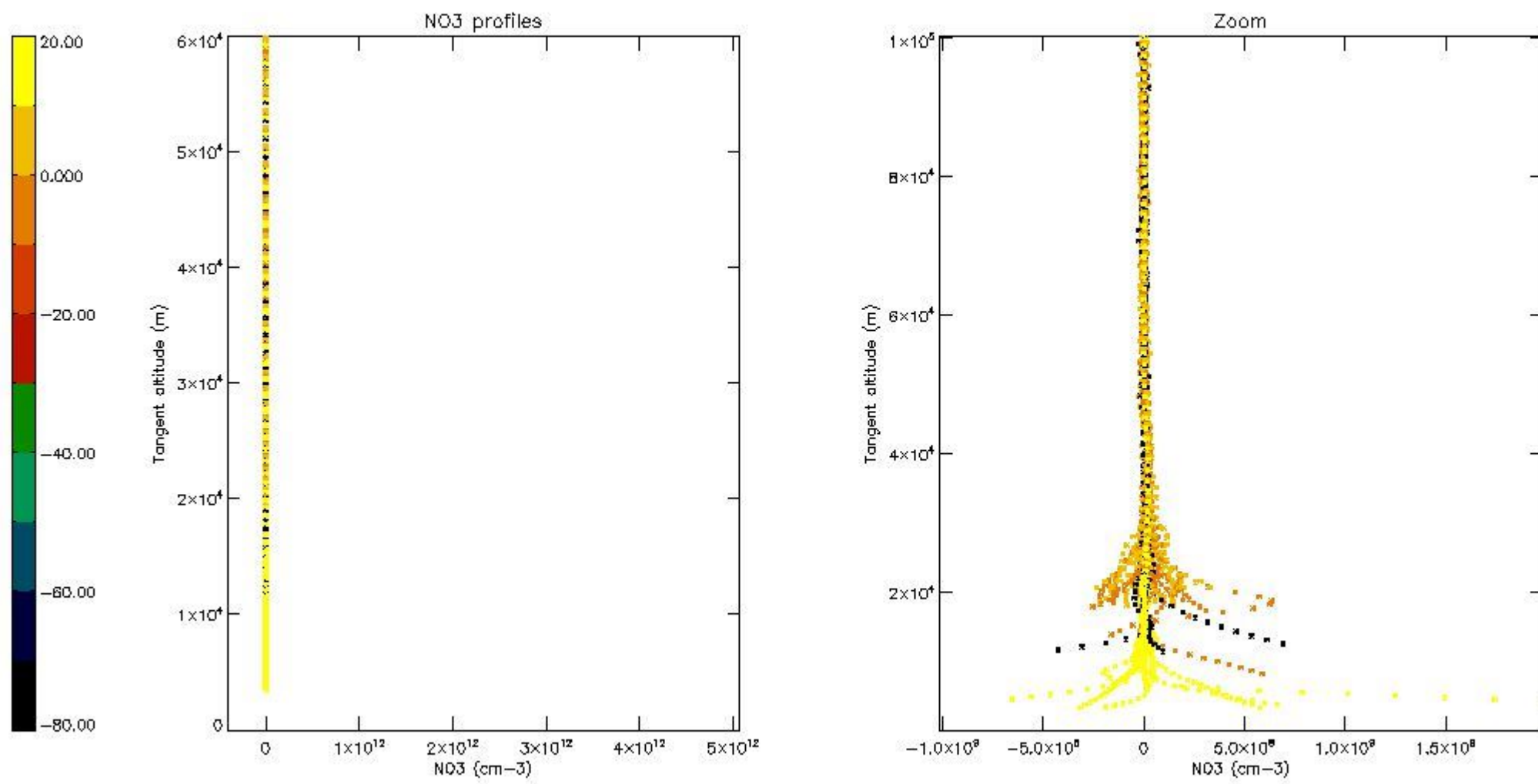
5.6 Plot NO₂ profiles for all STD (dark without errors)

The colorbar represents the latitude.



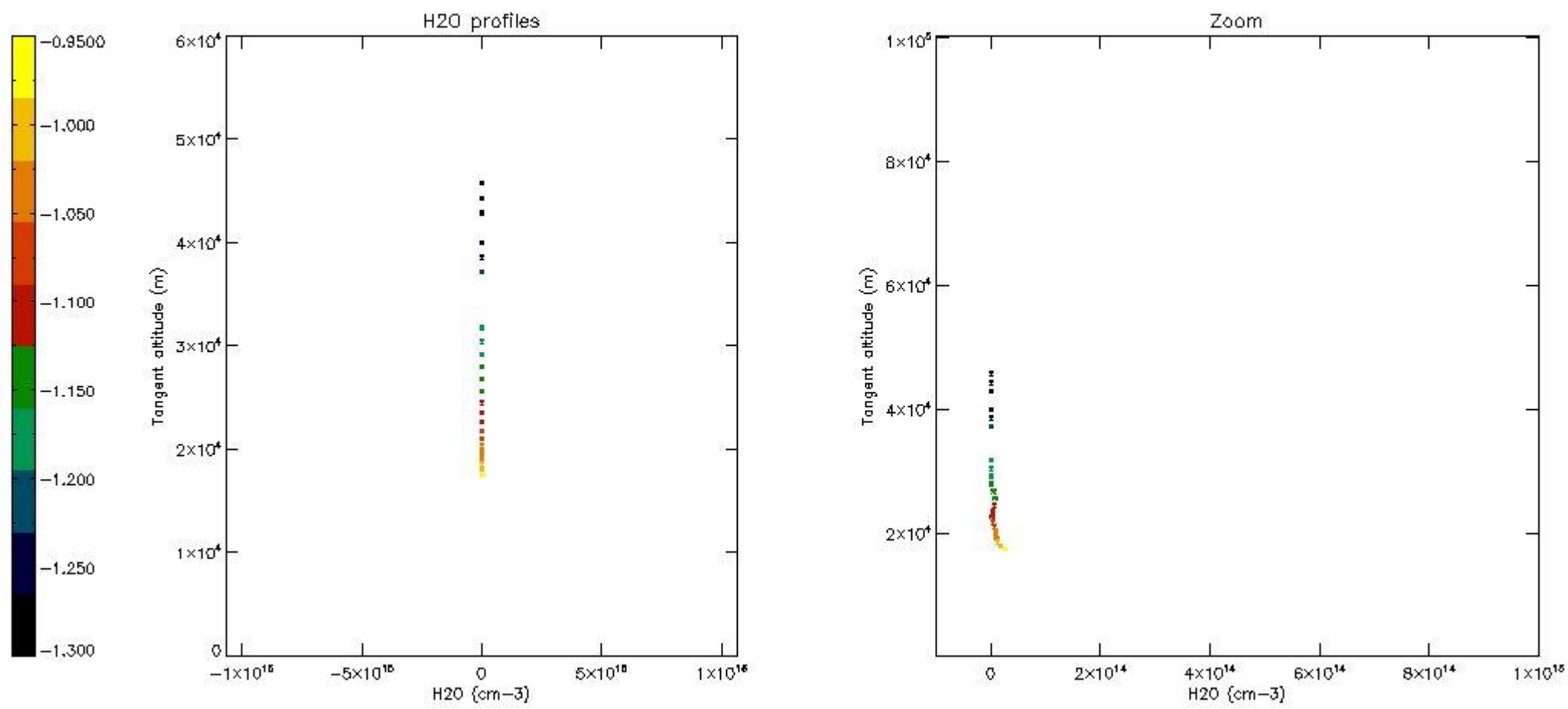
5.7 Plot NO3 profiles for all STD (dark without errors)

The colorbar represents the latitude.



5.8 Plot H₂O profiles for all STD (only for occultations of stars 1,2,3,4,13,14,16,26,63 dark without errors)

The colorbar represents the latitude.



6. Auxiliary Data Files used for the production reported in section 2

The number reported in the third column indicates since which file (see list in section 2) the corresponding auxiliary file has been used. The fourth column is the date of those product files.

Type	Auxiliary Filename	Used since product	Used since product date
INST_PHYS_CHARACTERISTICS	GOM_INS_AXVIEC20091111_143220_20030716_120000_20500101_000000	1	30-MAR-2006 00:01:24
LEVEL-2_PROC_CONFIG	GOM_PR2_AXVIEC20091111_152718_20020301_000000_20500101_000000	1	30-MAR-2006 00:01:24
CROSS_SECTIONS_FILE	GOM_CRS_AXVIEC20091111_154832_20020301_000000_20500101_000000	1	30-MAR-2006 00:01:24

GOMOS Level 2 Daily Report

SUMMARY

[1. General Info](#)

[2. Summary of processed GOM_NL_2P products](#)

[3. Level 2 Quality information per product](#)

[3.1 Plot of level 2 quality information per product \(time dependant\)](#)

[3.2 Plot of level 2 quality information per product \(world map\)](#)

[4. Level 1 Quality information per product \(stored on level 2 products\)](#)

[4.1 Plot of level 1 quality information per product \(time dependant\)](#)

[4.1.1 Plot of level 1 quality information per product \(time dependant\): ASCENDING](#)

[4.1.2 Plot of level 1 quality information per product \(time dependant\): DESCENDING](#)

[4.2 Plot of level 1 quality information per product \(world map\)](#)

[4.2.1 Plot of level 1 quality information per product \(world map\): ASCENDING](#)

[4.2.2 Plot of level 1 quality information per product \(world map\): DESCENDING](#)

[5. Ozone profiles based on quality statistics and other trace gas profiles](#)

[5.1 Ozone statistics based on quality of products](#)

[5.2 Plot ozone profiles for all STD \(dark without errors\)](#)

[5.3 Plot ozone profiles where STD < 20% \(dark without errors\)](#)

[5.4. Plot ozone profiles where STD < 10% \(dark without errors\)](#)

[5.5. Plot ozone profiles where STD < 5% \(dark without errors\)](#)

[5.6 Plot NO2 profiles for all STD \(dark without errors\)](#)

[5.7 Plot NO3 profiles for all STD \(dark without errors\)](#)

[5.8 Plot H2O profiles \(only for occultations of stars 1,2,3,4,13,14,16,26,63 dark without errors\) for all STD](#)

[6. Auxiliary Data Files used for the production reported in section 2](#)

This report presents the daily analysis on parameters extracted from GOMOS level 2 data (GOM_NL__2P). It is intended to monitor some important parameters that will impact the quality of these products. A list of level 2 products (and content) that have arrived during the reporting day to the PCF is also given.

Item	Value
Time of report generation	23APR2013 16:49:58
Data source version	GOMOS/6.01
Start time of products	30-03-2006 (30MAR2006 00:00:00)
Stop time of products	31-03-2006 (31MAR2006 00:00:00)
Store outputs in DB	Yes
Nb of level 2 prods	310
Nb of prods with errors	0

2. Summary of processed GOM_NL__2P products.

Nr	Filename	UTC Start time	Limb	Duration	Star Id	Star Name	Star Mag	Star Temp	Nb Meas	Orbit	Prod. error
1	GOM_NL__2PRFIN20060330_000124_000000462046_00231_21327_8667.N1	30-MAR-2006 00:01:24	Twilight	46.000	106	9Bet Crv	2.6480	5600.0	92	21327	No
2	GOM_NL__2PRFIN20060330_000324_000000432046_00231_21327_8668.N1	30-MAR-2006 00:03:24	Twilight	43.000	100	4Gam Crv	2.5800	13100.	86	21327	No
3	GOM_NL__2PRFIN20060330_001315_000000402046_00231_21327_8669.N1	30-MAR-2006 00:13:15	Bright	39.500	62	94Bet Leo	2.1360	9700.0	79	21327	No
4	GOM_NL__2PRFIN20060330_001448_000000532046_00231_21327_8670.N1	30-MAR-2006 00:14:48	Bright	53.000	96	68Del Leo	2.5600	9300.0	106	21327	No
5	GOM_NL__2PRFIN20060330_002139_000000352046_00231_21327_8671.N1	30-MAR-2006 00:21:39	Bright	35.000	174	52Psi UMa	3.0040	4400.0	70	21327	No
6	GOM_NL__2PRFIN20060330_002459_000000372046_00231_21327_8672.N1	30-MAR-2006 00:24:59	Bright	36.500	82	48Bet UMa	2.3650	10600.	73	21327	No
7	GOM_NL__2PRFIN20060330_002631_000000382046_00231_21327_8673.N1	30-MAR-2006 00:26:31	Bright	37.500	36	50Alp UMa	1.8000	6300.0	75	21327	No
8	GOM_NL__2PRFIN20060330_003259_000000362046_00231_21327_8674.N1	30-MAR-2006 00:32:59	Bright	36.000	60	7Bet UMi	2.0810	3950.0	72	21327	No
9	GOM_NL__2PRFIN20060330_003430_000000322046_00231_21327_8675.N1	30-MAR-2006 00:34:30	Bright	31.500	49	1Alp UMi	1.9900	6300.0	63	21327	No
10	GOM_NL__2PRFIN20060330_004214_000000352046_00231_21327_8676.N1	30-MAR-2006 00:42:14	Bright	35.000	89	5Alp Cep	2.4510	8000.0	70	21327	No
11	GOM_NL__2PRFIN20060330_004725_000000392046_00231_21327_8677.N1	30-MAR-2006 00:47:25	Bright	38.500	19	50Alp Cyg	1.2460	10500.	77	21327	No
12	GOM_NL__2PRFIN20060330_004903_000000422046_00231_21327_8678.N1	30-MAR-2006 00:49:03	Bright	42.000	66	37Gam Cyg	2.2080	5900.0	84	21327	No
13	GOM_NL__2PRFIN20060330_005101_000000402046_00231_21327_8679.N1	30-MAR-2006 00:51:01	Bright	39.500	92	53Eps Cyg	2.5000	4500.0	79	21327	No
14	GOM_NL__2PRFIN20060330_005729_000000442046_00231_21327_8680.N1	30-MAR-2006 00:57:29	Bright	44.000	61	8Eps Peg	2.1000	3900.0	88	21327	No
15	GOM_NL__2PRFIN20060330_010202_000000432046_00231_21327_8681.N1	30-MAR-2006 01:02:02	Twilight	43.000	154	22Bet Aqr	2.8990	5700.0	86	21327	No
16	GOM_NL__2PRFIN20060330_012258_000000442046_00232_21328_8680.N1	30-MAR-2006 01:22:58	Dark	44.000	141	Bet Ara	2.8400	4600.0	88	21328	No
17	GOM_NL__2PRFIN20060330_012607_000000382046_00232_21328_8681.N1	30-MAR-2006 01:26:07	Dark	38.000	134	Bet TrA	2.8100	6600.0	76	21328	No
18	GOM_NL__2PRFIN20060330_012847_000000552046_00232_21328_8682.N1	30-MAR-2006 01:28:47	Dark	55.000	4	Alp1Cen	-0.010000	5800.0	110	21328	No
19	GOM_NL__2PRFIN20060330_013126_000000462046_00232_21328_8683.N1	30-MAR-2006 01:31:26	Straylight	45.500	78	Alp Lup	2.3040	28000.	91	21328	No
20	GOM_NL__2PRFIN20060330_013306_000000442046_00232_21328_8684.N1	30-MAR-2006 01:33:06	Straylight	43.500	95	Zet Cen	2.5450	26000.	87	21328	No
21	GOM_NL__2PRFIN20060330_013431_000000432046_00232_21328_8685.N1	30-MAR-2006 01:34:31	Straylight	42.500	64	Gam Cen	2.2000	10600.	85	21328	No
22	GOM_NL__2PRFIN20060330_013703_000000452046_00232_21328_8686.N1	30-MAR-2006 01:37:03	Straylight	44.500	123	lot Cen	2.7500	10200.	89	21328	No
23	GOM_NL__2PRFIN20060330_014200_000000472046_00232_21328_8687.N1	30-MAR-2006 01:42:00	Twilight	46.500	106	9Bet Crv	2.6480	5600.0	93	21328	No
24	GOM_NL__2PRFIN20060330_014400_000000432046_00232_21328_8688.N1	30-MAR-2006 01:44:00	Twilight	43.000	100	4Gam Crv	2.5800	13100.	86	21328	No
25	GOM_NL__2PRFIN20060330_015351_000000402046_00232_21328_8689.N1	30-MAR-2006 01:53:51	Bright	39.500	62	94Bet Leo	2.1360	9700.0	79	21328	No
26	GOM_NL__2PRFIN20060330_015524_000000362046_00232_21328_8690.N1	30-MAR-2006 01:55:24	Bright	36.000	96	68Del Leo	2.5600	9300.0	72	21328	No
27	GOM_NL__2PRFIN20060330_020215_000000362046_00232_21328_8691.N1	30-MAR-2006 02:02:15	Bright	36.000	174	52Psi UMa	3.0040	4400.0	72	21328	No
28	GOM_NL__2PRFIN20060330_020535_000000382046_00232_21328_8692.N1	30-MAR-2006 02:05:35	Bright	37.500	82	48Bet UMa	2.3650	10600.	75	21328	No
29	GOM_NL__2PRFIN20060330_020706_000000372046_00232_21328_8693.N1	30-MAR-2006 02:07:06	Bright	37.000	36	50Alp UMa	1.8000	6300.0	74	21328	No
30	GOM_NL__2PRFIN20060330_021334_000000412046_00232_21328_8694.N1	30-MAR-2006 02:13:34	Bright	40.500	60	7Bet UMi	2.0810	3950.0	81	21328	No
31	GOM_NL__2PRFIN20060330_021506_000000332046_00232_21328_8695.N1	30-MAR-2006 02:15:06	Bright	33.000	49	1Alp UMi	1.9900	6300.0	66	21328	No
32	GOM_NL__2PRFIN20060330_022250_000000372046_00232_21328_8696.N1	30-MAR-2006 02:22:50	Bright	36.500	89	5Alp Cep	2.4510	8000.0	73	21328	No
33	GOM_NL__2PRFIN20060330_022801_000000412046_00232_21328_8697.N1	30-MAR-2006 02:28:01	Bright	40.500	19	50Alp Cyg	1.2460	10500.	81	21328	No
34	GOM_NL__2PRFIN20060330_022939_000000442046_00232_21328_8698.N1	30-MAR-2006 02:29:39	Bright	43.500	66	37Gam Cyg	2.2080	5900.0	87	21328	No
35	GOM_NL__2PRFIN20060330_023137_000000412046_00232_21328_8699.N1	30-MAR-2006 02:31:37	Bright	40.500	92	53Eps Cyg	2.5000	4500.0	81	21328	No
36	GOM_NL__2PRFIN20060330_023805_000000452046_00232_21328_8700.N1	30-MAR-2006 02:38:05	Bright	45.000	61	8Eps Peg	2.1000	3900.0	90	21328	No
37	GOM_NL__2PRFIN20060330_024238_000000412046_00232_21328_8701.N1	30-MAR-2006 02:42:38	Twilight	40.500	154	22Bet Aqr	2.8990	5700.0	81	21328	No
38	GOM_NL__2PRFIN20060330_030334_000000432046_00233_21329_8680.N1	30-MAR-2006 03:03:34	Dark	43.000	141	Bet Ara	2.8400	4600.0	86	21329	No
39	GOM_NL__2PRFIN20060330_030643_000000382046_00233_21329_8681.N1	30-MAR-2006 03:06:43	Dark	38.000	134	Bet TrA	2.8100	6600.0	76	21329	No
40	GOM_NL__2PRFIN20060330_030923_000000472046_00233_21329_8682.N1	30-MAR-2006 03:09:23	Dark	46.500	4	Alp1Cen	-0.010000	5800.0	93	21329	No
41	GOM_NL__2PRFIN20060330_031203_000000452046_00233_21329_8683.N1	30-MAR-2006 03:12:03	Straylight	45.000	78	Alp Lup	2.3040	28000.	90	21329	No
42	GOM_NL__2PRFIN20060330_031342_000000462046_00233_21329_8684.N1	30-MAR-2006 03:13:42	Straylight	45.500	95	Zet Cen	2.5450	26000.	91	21329	No

43	GOM_NL__2PRFIN20060330_031507_000000422046_00233_21329_8685.N1	30-MAR-2006 03:15:07	Straylight	41.500	64	Gam Cen	2.2000	10600.	83	21329	No
44	GOM_NL__2PRFIN20060330_031739_000000452046_00233_21329_8686.N1	30-MAR-2006 03:17:39	Straylight	44.500	123	lot Cen	2.7500	10200.	89	21329	No
45	GOM_NL__2PRFIN20060330_032237_000000482046_00233_21329_8687.N1	30-MAR-2006 03:22:37	Twl_and_stray	48.000	106	9Bet Crv	2.6480	5600.0	96	21329	No
46	GOM_NL__2PRFIN20060330_032436_000000432046_00233_21329_8688.N1	30-MAR-2006 03:24:36	Twl_and_stray	42.500	100	4Gam Crv	2.5800	13100.	85	21329	No
47	GOM_NL__2PRFIN20060330_033427_000000392046_00233_21329_8689.N1	30-MAR-2006 03:34:27	Bright	38.500	62	94Bet Leo	2.1360	9700.0	77	21329	No
48	GOM_NL__2PRFIN20060330_033600_000000362046_00233_21329_8690.N1	30-MAR-2006 03:36:00	Bright	36.000	96	68Del Leo	2.5600	9300.0	72	21329	No
49	GOM_NL__2PRFIN20060330_034251_000000362046_00233_21329_8691.N1	30-MAR-2006 03:42:51	Bright	36.000	174	52Psi UMa	3.0040	4400.0	72	21329	No
50	GOM_NL__2PRFIN20060330_034611_000000362046_00233_21329_8692.N1	30-MAR-2006 03:46:11	Bright	35.500	82	48Bet UMa	2.3650	10600.	71	21329	No
51	GOM_NL__2PRFIN20060330_034742_000000372046_00233_21329_8693.N1	30-MAR-2006 03:47:42	Bright	36.500	36	50Alp UMa	1.8000	6300.0	73	21329	No
52	GOM_NL__2PRFIN20060330_035410_000000402046_00233_21329_8694.N1	30-MAR-2006 03:54:10	Bright	39.500	60	7Bet UMi	2.0810	3950.0	79	21329	No
53	GOM_NL__2PRFIN20060330_035542_000000362046_00233_21329_8695.N1	30-MAR-2006 03:55:42	Bright	35.500	49	1Alp UMi	1.9900	6300.0	71	21329	No
54	GOM_NL__2PRFIN20060330_040326_000000422046_00233_21329_8696.N1	30-MAR-2006 04:03:26	Bright	41.500	89	5Alp Cep	2.4510	8000.0	83	21329	No
55	GOM_NL__2PRFIN20060330_040837_000000422046_00233_21329_8697.N1	30-MAR-2006 04:08:37	Bright	41.500	19	50Alp Cyg	1.2460	10500.	83	21329	No
56	GOM_NL__2PRFIN20060330_041015_000000432046_00233_21329_8698.N1	30-MAR-2006 04:10:15	Bright	42.500	66	37Gam Cyg	2.2080	5900.0	85	21329	No
57	GOM_NL__2PRFIN20060330_041213_000000412046_00233_21329_8699.N1	30-MAR-2006 04:12:13	Bright	40.500	92	53Eps Cyg	2.5000	4500.0	81	21329	No
58	GOM_NL__2PRFIN20060330_041842_000000402046_00233_21329_8700.N1	30-MAR-2006 04:18:42	Bright	40.000	61	8Eps Peg	2.1000	3900.0	80	21329	No
59	GOM_NL__2PRFIN20060330_042314_000000432046_00233_21329_8701.N1	30-MAR-2006 04:23:14	Twilight	43.000	154	22Bet Aqr	2.8990	5700.0	86	21329	No
60	GOM_NL__2PRFIN20060330_044411_000000412046_00234_21330_8680.N1	30-MAR-2006 04:44:11	Dark	41.000	141	Bet Ara	2.8400	4600.0	82	21330	No
61	GOM_NL__2PRFIN20060330_044720_000000372046_00234_21330_8681.N1	30-MAR-2006 04:47:20	Dark	36.500	134	Bet TrA	2.8100	6600.0	73	21330	No
62	GOM_NL__2PRFIN20060330_044959_000000452046_00234_21330_8682.N1	30-MAR-2006 04:49:59	Dark	45.000	4	Alp1Cen	-0.010000	5800.0	90	21330	No
63	GOM_NL__2PRFIN20060330_045240_000000502046_00234_21330_8683.N1	30-MAR-2006 04:52:40	Straylight	49.500	78	Alp Lup	2.3040	28000.	99	21330	No
64	GOM_NL__2PRFIN20060330_045419_000000432046_00234_21330_8684.N1	30-MAR-2006 04:54:19	Straylight	42.500	95	Zet Cen	2.5450	26000.	85	21330	No
65	GOM_NL__2PRFIN20060330_045544_000000422046_00234_21330_8685.N1	30-MAR-2006 04:55:44	Straylight	41.500	64	Gam Cen	2.2000	10600.	83	21330	No
66	GOM_NL__2PRFIN20060330_045816_000000452046_00234_21330_8686.N1	30-MAR-2006 04:58:16	Straylight	45.000	123	lot Cen	2.7500	10200.	90	21330	No
67	GOM_NL__2PRFIN20060330_050313_000000482046_00234_21330_8687.N1	30-MAR-2006 05:03:13	Twl_and_stray	47.500	106	9Bet Crv	2.6480	5600.0	95	21330	No
68	GOM_NL__2PRFIN20060330_050513_000000442046_00234_21330_8688.N1	30-MAR-2006 05:05:13	Twl_and_stray	43.500	100	4Gam Crv	2.5800	13100.	87	21330	No
69	GOM_NL__2PRFIN20060330_051502_000000562046_00234_21330_8689.N1	30-MAR-2006 05:15:02	Bright	56.000	62	94Bet Leo	2.1360	9700.0	112	21330	No
70	GOM_NL__2PRFIN20060330_051636_000000362046_00234_21330_8690.N1	30-MAR-2006 05:16:36	Bright	36.000	96	68Del Leo	2.5600	9300.0	72	21330	No
71	GOM_NL__2PRFIN20060330_052327_000000372046_00234_21330_8691.N1	30-MAR-2006 05:23:27	Bright	37.000	174	52Psi UMa	3.0040	4400.0	74	21330	No
72	GOM_NL__2PRFIN20060330_052633_000000372046_00234_21330_8692.N1	30-MAR-2006 05:26:33	Bright	36.500	87	64Gam UMa	2.4330	11000.	73	21330	No
73	GOM_NL__2PRFIN20060330_052818_000000372046_00234_21330_8693.N1	30-MAR-2006 05:28:18	Bright	37.000	36	50Alp UMa	1.8000	6300.0	74	21330	No
74	GOM_NL__2PRFIN20060330_053445_000000412046_00234_21330_8694.N1	30-MAR-2006 05:34:45	Bright	40.500	60	7Bet UMi	2.0810	3950.0	81	21330	No
75	GOM_NL__2PRFIN20060330_053618_000000362046_00234_21330_8695.N1	30-MAR-2006 05:36:18	Bright	35.500	49	1Alp UMi	1.9900	6300.0	71	21330	No
76	GOM_NL__2PRFIN20060330_054402_000000352046_00234_21330_8696.N1	30-MAR-2006 05:44:02	Bright	34.500	89	5Alp Cep	2.4510	8000.0	69	21330	No
77	GOM_NL__2PRFIN20060330_054913_000000412046_00234_21330_8697.N1	30-MAR-2006 05:49:13	Bright	41.000	19	50Alp Cyg	1.2460	10500.	82	21330	No
78	GOM_NL__2PRFIN20060330_055051_000000422046_00234_21330_8698.N1	30-MAR-2006 05:50:51	Bright	42.000	66	37Gam Cyg	2.2080	5900.0	84	21330	No
79	GOM_NL__2PRFIN20060330_055249_000000432046_00234_21330_8699.N1	30-MAR-2006 05:52:49	Bright	42.500	92	53Eps Cyg	2.5000	4500.0	85	21330	No
80	GOM_NL__2PRFIN20060330_055918_000000432046_00234_21330_8700.N1	30-MAR-2006 05:59:18	Bright	43.000	61	8Eps Peg	2.1000	3900.0	86	21330	No
81	GOM_NL__2PRFIN20060330_060351_000000442046_00234_21330_8701.N1	30-MAR-2006 06:03:51	Twilight	43.500	154	22Bet Aqr	2.8990	5700.0	87	21330	No
82	GOM_NL__2PRFIN20060330_062448_000000522046_00235_21331_8680.N1	30-MAR-2006 06:24:48	Dark	52.000	141	Bet Ara	2.8400	4600.0	104	21331	No
83	GOM_NL__2PRFIN20060330_062756_000000392046_00235_21331_8681.N1	30-MAR-2006 06:27:56	Dark	38.500	134	Bet TrA	2.8100	6600.0	77	21331	No
84	GOM_NL__2PRFIN20060330_063036_000000552046_00235_21331_8682.N1	30-MAR-2006 06:30:36	Dark	54.500	4	Alp1Cen	-0.010000	5800.0	109	21331	No
85	GOM_NL__2PRFIN20060330_063316_000000472046_00235_21331_8683.N1	30-MAR-2006 06:33:16	Straylight	46.500	78	Alp Lup	2.3040	28000.	93	21331	No
86	GOM_NL__2PRFIN20060330_063455_000000452046_00235_21331_8684.N1	30-MAR-2006 06:34:55	Straylight	45.000	95	Zet Cen	2.5450	26000.	90	21331	No
87	GOM_NL__2PRFIN20060330_063620_000000422046_00235_21331_8685.N1	30-MAR-2006 06:36:20	Straylight	42.000	64	Gam Cen	2.2000	10600.	84	21331	No
88	GOM_NL__2PRFIN20060330_063852_000000452046_00235_21331_8686.N1	30-MAR-2006 06:38:52	Straylight	45.000	123	lot Cen	2.7500	10200.	90	21331	No
89	GOM_NL__2PRFIN20060330_064349_000000472046_00235_21331_8687.N1	30-MAR-2006 06:43:49	Twl_and_stray	46.500	106	9Bet Crv	2.6480	5600.0	93	21331	No
90	GOM_NL__2PRFIN20060330_064549_000000452046_00235_21331_8688.N1	30-MAR-2006 06:45:49	Twl_and_stray	45.000	100	4Gam Crv	2.5800	13100.	90	21331	No
91	GOM_NL__2PRFIN20060330_065538_000000412046_00235_21331_8689.N1	30-MAR-2006 06:55:38	Bright	40.500	62	94Bet Leo	2.1360	9700.0	81	21331	No
92	GOM_NL__2PRFIN20060330_065712_000000372046_00235_21331_8690.N1	30-MAR-2006 06:57:12	Bright	36.500	96	68Del Leo	2.5600	9300.0	73	21331	No
93	GOM_NL__2PRFIN20060330_070403_000000382046_00235_21331_8691.N1	30-MAR-2006 07:04:03	Bright	37.500	174	52Psi UMa	3.0040	4400.0	75	21331	No
94	GOM_NL__2PRFIN20060330_070709_000000382046_00235_21331_8692.N1	30-MAR-2006 07:07:09	Bright	37.500	87	64Gam UMa	2.4330	11000.	75	21331	No
95	GOM_NL__2PRFIN20060330_070854_000000372046_00235_21331_8693.N1	30-MAR-2006 07:08:54	Bright	36.500	36	50Alp UMa	1.8000	6300.0	73	21331	No
96	GOM_NL__2PRFIN20060330_071521_000000372046_00235_21331_8694.N1	30-MAR-2006 07:15:21	Bright	37.000	60	7Bet UMi	2.0810	3950.0	74	21331	No
97	GOM_NL__2PRFIN20060330_071654_000000352046_00235_21331_8695.N1	30-MAR-2006 07:16:54	Bright	34.500	49	1Alp UMi	1.9900	6300.0	69	21331	No
98	GOM_NL__2PRFIN20060330_072438_000000372046_00235_21331_8696.N1	30-MAR-2006 07:24:38	Bright	37.000	89	5Alp Cep	2.4510	8000.0	74	21331	No
99	GOM_NL__2PRFIN20060330_072949_000000412046_00235_21331_8697.N1	30-MAR-2006 07:29:49	Bright	41.000	19	50Alp Cyg	1.2460	10500.	82	21331	No
100	GOM_NL__2PRFIN20060330_073127_000000452046_00235_21331_8698.N1	30-MAR-2006 07:31:27	Bright	44.500	66	37Gam Cyg	2.2080	5900.0	89	21331	No
101	GOM_NL__2PRFIN20060330_073325_000000412046_00235_21331_8699.N1	30-MAR-2006 07:33:25	Bright	41.000	92	53Eps Cyg	2.5000	4500.0	82	21331	No

102	GOM_NL__2PRFIN20060330_073954_000000452046_00235_21331_8700.N1	30-MAR-2006 07:39:54	Bright	45.000	61	8Eps Peg	2.1000	3900.0	90	21331	No
103	GOM_NL__2PRFIN20060330_074427_000000442046_00235_21331_8701.N1	30-MAR-2006 07:44:27	Twilight	44.000	154	22Bet Aqr	2.8990	5700.0	88	21331	No
104	GOM_NL__2PRFIN20060330_080525_000000402046_00236_21332_8680.N1	30-MAR-2006 08:05:25	Dark	40.000	141	Bet Ara	2.8400	4600.0	80	21332	No
105	GOM_NL__2PRFIN20060330_080833_000000412046_00236_21332_8681.N1	30-MAR-2006 08:08:33	Dark	40.500	134	Bet TrA	2.8100	6600.0	81	21332	No
106	GOM_NL__2PRFIN20060330_081112_000000552046_00236_21332_8682.N1	30-MAR-2006 08:11:12	Dark	55.000	4	Alp1Cen	-0.010000	5800.0	110	21332	No
107	GOM_NL__2PRFIN20060330_081353_000000452046_00236_21332_8683.N1	30-MAR-2006 08:13:53	Straylight	45.000	78	Alp Lup	2.3040	28000.	90	21332	No
108	GOM_NL__2PRFIN20060330_081531_000000442046_00236_21332_8684.N1	30-MAR-2006 08:15:31	Straylight	43.500	95	Zet Cen	2.5450	26000.	87	21332	No
109	GOM_NL__2PRFIN20060330_081656_000000432046_00236_21332_8685.N1	30-MAR-2006 08:16:56	Straylight	43.000	64	Gam Cen	2.2000	10600.	86	21332	No
110	GOM_NL__2PRFIN20060330_081928_000000442046_00236_21332_8686.N1	30-MAR-2006 08:19:28	Straylight	44.000	123	lot Cen	2.7500	10200.	88	21332	No
111	GOM_NL__2PRFIN20060330_082425_000000452046_00236_21332_8687.N1	30-MAR-2006 08:24:25	Tw_i_and_stray	45.000	106	9Bet Crv	2.6480	5600.0	90	21332	No
112	GOM_NL__2PRFIN20060330_082625_000000432046_00236_21332_8688.N1	30-MAR-2006 08:26:25	Tw_i_and_stray	42.500	100	4Gam Crv	2.5800	13100.	85	21332	No
113	GOM_NL__2PRFIN20060330_083614_000000392046_00236_21332_8689.N1	30-MAR-2006 08:36:14	Bright	39.000	62	94Bet Leo	2.1360	9700.0	78	21332	No
114	GOM_NL__2PRFIN20060330_083748_000000362046_00236_21332_8690.N1	30-MAR-2006 08:37:48	Bright	35.500	96	68Del Leo	2.5600	9300.0	71	21332	No
115	GOM_NL__2PRFIN20060330_084439_000000362046_00236_21332_8691.N1	30-MAR-2006 08:44:39	Bright	36.000	174	52Psi UMa	3.0040	4400.0	72	21332	No
116	GOM_NL__2PRFIN20060330_084745_000000392046_00236_21332_8692.N1	30-MAR-2006 08:47:45	Bright	38.500	87	64Gam UMa	2.4330	11000.	77	21332	No
117	GOM_NL__2PRFIN20060330_084930_000000392046_00236_21332_8693.N1	30-MAR-2006 08:49:30	Bright	38.500	36	50Alp UMa	1.8000	6300.0	77	21332	No
118	GOM_NL__2PRFIN20060330_085557_000000382046_00236_21332_8694.N1	30-MAR-2006 08:55:57	Bright	38.000	60	7Bet UMi	2.0810	3950.0	76	21332	No
119	GOM_NL__2PRFIN20060330_085730_000000332046_00236_21332_8695.N1	30-MAR-2006 08:57:30	Bright	32.500	49	1Alp UMi	1.9900	6300.0	65	21332	No
120	GOM_NL__2PRFIN20060330_090513_000000372046_00236_21332_8696.N1	30-MAR-2006 09:05:13	Bright	37.000	89	5Alp Cep	2.4510	8000.0	74	21332	No
121	GOM_NL__2PRFIN20060330_091024_000000402046_00236_21332_8697.N1	30-MAR-2006 09:10:24	Bright	39.500	19	50Alp Cyg	1.2460	10500.	79	21332	No
122	GOM_NL__2PRFIN20060330_091203_000000362046_00236_21332_8698.N1	30-MAR-2006 09:12:03	Bright	36.000	66	37Gam Cyg	2.2080	5900.0	72	21332	No
123	GOM_NL__2PRFIN20060330_091401_000000432046_00236_21332_8699.N1	30-MAR-2006 09:14:01	Bright	42.500	92	53Eps Cyg	2.5000	4500.0	85	21332	No
124	GOM_NL__2PRFIN20060330_092030_000000452046_00236_21332_8700.N1	30-MAR-2006 09:20:30	Bright	44.500	61	8Eps Peg	2.1000	3900.0	89	21332	No
125	GOM_NL__2PRFIN20060330_092503_000000442046_00236_21332_8701.N1	30-MAR-2006 09:25:03	Twilight	43.500	154	22Bet Aqr	2.8990	5700.0	87	21332	No
126	GOM_NL__2PRFIN20060330_094601_000000472046_00237_21333_8680.N1	30-MAR-2006 09:46:01	Dark	46.500	141	Bet Ara	2.8400	4600.0	93	21333	No
127	GOM_NL__2PRFIN20060330_094909_000000392046_00237_21333_8681.N1	30-MAR-2006 09:49:09	Dark	38.500	134	Bet TrA	2.8100	6600.0	77	21333	No
128	GOM_NL__2PRFIN20060330_095149_000000442046_00237_21333_8682.N1	30-MAR-2006 09:51:49	Dark	44.000	4	Alp1Cen	-0.010000	5800.0	88	21333	No
129	GOM_NL__2PRFIN20060330_095429_000000432046_00237_21333_8683.N1	30-MAR-2006 09:54:29	Straylight	43.000	78	Alp Lup	2.3040	28000.	86	21333	No
130	GOM_NL__2PRFIN20060330_095608_000000422046_00237_21333_8684.N1	30-MAR-2006 09:56:08	Straylight	42.000	95	Zet Cen	2.5450	26000.	84	21333	No
131	GOM_NL__2PRFIN20060330_095733_000000432046_00237_21333_8685.N1	30-MAR-2006 09:57:33	Straylight	42.500	64	Gam Cen	2.2000	10600.	85	21333	No
132	GOM_NL__2PRFIN20060330_100005_000000422046_00237_21333_8686.N1	30-MAR-2006 10:00:05	Straylight	42.000	123	lot Cen	2.7500	10200.	84	21333	No
133	GOM_NL__2PRFIN20060330_100501_000000482046_00237_21333_8687.N1	30-MAR-2006 10:05:01	Tw_i_and_stray	47.500	106	9Bet Crv	2.6480	5600.0	95	21333	No
134	GOM_NL__2PRFIN20060330_100701_000000412046_00237_21333_8688.N1	30-MAR-2006 10:07:01	Tw_i_and_stray	41.000	100	4Gam Crv	2.5800	13100.	82	21333	No
135	GOM_NL__2PRFIN20060330_101650_000000402046_00237_21333_8689.N1	30-MAR-2006 10:16:50	Bright	39.500	62	94Bet Leo	2.1360	9700.0	79	21333	No
136	GOM_NL__2PRFIN20060330_101824_000000372046_00237_21333_8690.N1	30-MAR-2006 10:18:24	Bright	37.000	96	68Del Leo	2.5600	9300.0	74	21333	No
137	GOM_NL__2PRFIN20060330_102514_000000362046_00237_21333_8691.N1	30-MAR-2006 10:25:14	Bright	36.000	174	52Psi UMa	3.0040	4400.0	72	21333	No
138	GOM_NL__2PRFIN20060330_102820_000000382046_00237_21333_8692.N1	30-MAR-2006 10:28:20	Bright	38.000	87	64Gam UMa	2.4330	11000.	76	21333	No
139	GOM_NL__2PRFIN20060330_103006_000000382046_00237_21333_8693.N1	30-MAR-2006 10:30:06	Bright	37.500	36	50Alp UMa	1.8000	6300.0	75	21333	No
140	GOM_NL__2PRFIN20060330_103632_000000372046_00237_21333_8694.N1	30-MAR-2006 10:36:32	Bright	36.500	60	7Bet UMi	2.0810	3950.0	73	21333	No
141	GOM_NL__2PRFIN20060330_103805_000000362046_00237_21333_8695.N1	30-MAR-2006 10:38:05	Bright	35.500	49	1Alp UMi	1.9900	6300.0	71	21333	No
142	GOM_NL__2PRFIN20060330_104549_000000382046_00237_21333_8696.N1	30-MAR-2006 10:45:49	Bright	37.500	89	5Alp Cep	2.4510	8000.0	75	21333	No
143	GOM_NL__2PRFIN20060330_105100_000000382046_00237_21333_8697.N1	30-MAR-2006 10:51:00	Bright	37.500	19	50Alp Cyg	1.2460	10500.	75	21333	No
144	GOM_NL__2PRFIN20060330_105239_000000362046_00237_21333_8698.N1	30-MAR-2006 10:52:39	Bright	36.000	66	37Gam Cyg	2.2080	5900.0	72	21333	No
145	GOM_NL__2PRFIN20060330_105437_000000412046_00237_21333_8699.N1	30-MAR-2006 10:54:37	Bright	41.000	92	53Eps Cyg	2.5000	4500.0	82	21333	No
146	GOM_NL__2PRFIN20060330_110106_000000442046_00237_21333_8700.N1	30-MAR-2006 11:01:06	Bright	44.000	61	8Eps Peg	2.1000	3900.0	88	21333	No
147	GOM_NL__2PRFIN20060330_110539_000000452046_00237_21333_8701.N1	30-MAR-2006 11:05:39	Twilight	44.500	154	22Bet Aqr	2.8990	5700.0	89	21333	No
148	GOM_NL__2PRFIN20060330_112638_000000422046_00238_21334_8680.N1	30-MAR-2006 11:26:38	Dark	42.000	141	Bet Ara	2.8400	4600.0	84	21334	No
149	GOM_NL__2PRFIN20060330_112945_000000382046_00238_21334_8681.N1	30-MAR-2006 11:29:45	Dark	37.500	134	Bet TrA	2.8100	6600.0	75	21334	No
150	GOM_NL__2PRFIN20060330_113225_000000552046_00238_21334_8682.N1	30-MAR-2006 11:32:25	Dark	54.500	4	Alp1Cen	-0.010000	5800.0	109	21334	No
151	GOM_NL__2PRFIN20060330_113506_000000442046_00238_21334_8683.N1	30-MAR-2006 11:35:06	Straylight	44.000	78	Alp Lup	2.3040	28000.	88	21334	No
152	GOM_NL__2PRFIN20060330_113644_000000412046_00238_21334_8684.N1	30-MAR-2006 11:36:44	Straylight	41.000	95	Zet Cen	2.5450	26000.	82	21334	No
153	GOM_NL__2PRFIN20060330_113809_000000402046_00238_21334_8685.N1	30-MAR-2006 11:38:09	Straylight	40.000	64	Gam Cen	2.2000	10600.	80	21334	No
154	GOM_NL__2PRFIN20060330_114041_000000442046_00238_21334_8686.N1	30-MAR-2006 11:40:41	Straylight	43.500	123	lot Cen	2.7500	10200.	87	21334	No
155	GOM_NL__2PRFIN20060330_114537_000000472046_00238_21334_8687.N1	30-MAR-2006 11:45:37	Tw_i_and_stray	46.500	106	9Bet Crv	2.6480	5600.0	93	21334	No
156	GOM_NL__2PRFIN20060330_114737_000000432046_00238_21334_8688.N1	30-MAR-2006 11:47:37	Tw_i_and_stray	43.000	100	4Gam Crv	2.5800	13100.	86	21334	No
157	GOM_NL__2PRFIN20060330_115725_000000392046_00238_21334_8689.N1	30-MAR-2006 11:57:25	Bright	38.500	62	94Bet Leo	2.1360	9700.0	77	21334	No
158	GOM_NL__2PRFIN20060330_115900_000000362046_00238_21334_8690.N1	30-MAR-2006 11:59:00	Bright	36.000	96	68Del Leo	2.5600	9300.0	72	21334	No
159	GOM_NL__2PRFIN20060330_120550_000000372046_00238_21334_8691.N1	30-MAR-2006 12:05:50	Bright	37.000	174	52Psi UMa	3.0040	4400.0	74	21334	No
160	GOM_NL__2PRFIN20060330_120856_000000382046_00238_21334_8692.N1	30-MAR-2006 12:08:56	Bright	38.000	87	64Gam UMa	2.4330	11000.	76	21334	No

161	GOM_NL__2PRFIN20060330_121042_000000382046_00238_21334_8693.N1	30-MAR-2006 12:10:42	Bright	38.000	36	50Alp UMa	1.8000	6300.0	76	21334	No
162	GOM_NL__2PRFIN20060330_121708_000000422046_00238_21334_8694.N1	30-MAR-2006 12:17:08	Bright	41.500	60	7Bet UMi	2.0810	3950.0	83	21334	No
163	GOM_NL__2PRFIN20060330_121841_000000362046_00238_21334_8695.N1	30-MAR-2006 12:18:41	Bright	35.500	49	1Alp UMi	1.9900	6300.0	71	21334	No
164	GOM_NL__2PRFIN20060330_122625_000000362046_00238_21334_8696.N1	30-MAR-2006 12:26:25	Bright	36.000	89	5Alp Cep	2.4510	8000.0	72	21334	No
165	GOM_NL__2PRFIN20060330_123136_000000402046_00238_21334_8697.N1	30-MAR-2006 12:31:36	Bright	40.000	19	50Alp Cyg	1.2460	10500.	80	21334	No
166	GOM_NL__2PRFIN20060330_123314_000000272046_00238_21334_8698.N1	30-MAR-2006 12:33:14	Twi_and_stray	27.000	66	37Gam Cyg	2.2080	5900.0	54	21334	No
167	GOM_NL__2PRFIN20060330_123513_000000422046_00238_21334_8699.N1	30-MAR-2006 12:35:13	Bright	42.000	92	53Eps Cyg	2.5000	4500.0	84	21334	No
168	GOM_NL__2PRFIN20060330_124142_000000462046_00238_21334_8700.N1	30-MAR-2006 12:41:42	Bright	46.000	61	8Eps Peg	2.1000	3900.0	92	21334	No
169	GOM_NL__2PRFIN20060330_124616_000000432046_00238_21334_8701.N1	30-MAR-2006 12:46:16	Twilight	43.000	154	22Bet Aqr	2.8990	5700.0	86	21334	No
170	GOM_NL__2PRFIN20060330_130714_000000432046_00239_21335_8680.N1	30-MAR-2006 13:07:14	Dark	43.000	141	Bet Ara	2.8400	4600.0	86	21335	No
171	GOM_NL__2PRFIN20060330_131022_000000392046_00239_21335_8681.N1	30-MAR-2006 13:10:22	Dark	38.500	134	Bet TrA	2.8100	6600.0	77	21335	No
172	GOM_NL__2PRFIN20060330_131301_000000412046_00239_21335_8682.N1	30-MAR-2006 13:13:01	Dark	41.000	4	Alp1Cen	-0.010000	5800.0	82	21335	No
173	GOM_NL__2PRFIN20060330_131542_000000432046_00239_21335_8683.N1	30-MAR-2006 13:15:42	Straylight	43.000	78	Alp Lup	2.3040	28000.	86	21335	No
174	GOM_NL__2PRFIN20060330_131721_000000402046_00239_21335_8684.N1	30-MAR-2006 13:17:21	Straylight	40.000	95	Zet Cen	2.5450	26000.	80	21335	No
175	GOM_NL__2PRFIN20060330_131845_000000392046_00239_21335_8685.N1	30-MAR-2006 13:18:45	Straylight	39.000	64	Gam Cen	2.2000	10600.	78	21335	No
176	GOM_NL__2PRFIN20060330_132117_000000422046_00239_21335_8686.N1	30-MAR-2006 13:21:17	Straylight	42.000	123	lot Cen	2.7500	10200.	84	21335	No
177	GOM_NL__2PRFIN20060330_132613_000000492046_00239_21335_8687.N1	30-MAR-2006 13:26:13	Twi_and_stray	48.500	106	9Bet Crv	2.6480	5600.0	97	21335	No
178	GOM_NL__2PRFIN20060330_132813_000000432046_00239_21335_8688.N1	30-MAR-2006 13:28:13	Twi_and_stray	42.500	100	4Gam Crv	2.5800	13100.	85	21335	No
179	GOM_NL__2PRFIN20060330_133801_000000392046_00239_21335_8689.N1	30-MAR-2006 13:38:01	Bright	38.500	62	94Bet Leo	2.1360	9700.0	77	21335	No
180	GOM_NL__2PRFIN20060330_133935_000000362046_00239_21335_8690.N1	30-MAR-2006 13:39:35	Bright	36.000	96	68Del Leo	2.5600	9300.0	72	21335	No
181	GOM_NL__2PRFIN20060330_134626_000000372046_00239_21335_8691.N1	30-MAR-2006 13:46:26	Bright	37.000	174	52Psi UMa	3.0040	4400.0	74	21335	No
182	GOM_NL__2PRFIN20060330_134932_000000372046_00239_21335_8692.N1	30-MAR-2006 13:49:32	Bright	37.000	87	64Gam UMa	2.4330	11000.	74	21335	No
183	GOM_NL__2PRFIN20060330_135117_000000382046_00239_21335_8693.N1	30-MAR-2006 13:51:17	Bright	37.500	36	50Alp UMa	1.8000	6300.0	75	21335	No
184	GOM_NL__2PRFIN20060330_135743_000000402046_00239_21335_8694.N1	30-MAR-2006 13:57:43	Bright	40.000	60	7Bet UMi	2.0810	3950.0	80	21335	No
185	GOM_NL__2PRFIN20060330_135917_000000362046_00239_21335_8695.N1	30-MAR-2006 13:59:17	Bright	36.000	49	1Alp UMi	1.9900	6300.0	72	21335	No
186	GOM_NL__2PRFIN20060330_140701_000000362046_00239_21335_8696.N1	30-MAR-2006 14:07:01	Bright	36.000	89	5Alp Cep	2.4510	8000.0	72	21335	No
187	GOM_NL__2PRFIN20060330_141212_000000382046_00239_21335_8697.N1	30-MAR-2006 14:12:12	Bright	37.500	19	50Alp Cyg	1.2460	10500.	75	21335	No
188	GOM_NL__2PRFIN20060330_141350_000000272046_00239_21335_8698.N1	30-MAR-2006 14:13:50	Twi_and_stray	27.000	66	37Gam Cyg	2.2080	5900.0	54	21335	No
189	GOM_NL__2PRFIN20060330_141549_000000422046_00239_21335_8699.N1	30-MAR-2006 14:15:49	Bright	42.000	92	53Eps Cyg	2.5000	4500.0	84	21335	No
190	GOM_NL__2PRFIN20060330_142219_000000462046_00239_21335_8700.N1	30-MAR-2006 14:22:19	Bright	45.500	61	8Eps Peg	2.1000	3900.0	91	21335	No
191	GOM_NL__2PRFIN20060330_142652_000000432046_00239_21335_8701.N1	30-MAR-2006 14:26:52	Twilight	42.500	154	22Bet Aqr	2.8990	5700.0	85	21335	No
192	GOM_NL__2PRFIN20060330_144751_000000422046_00240_21336_8680.N1	30-MAR-2006 14:47:51	Dark	42.000	141	Bet Ara	2.8400	4600.0	84	21336	No
193	GOM_NL__2PRFIN20060330_145058_000000412046_00240_21336_8681.N1	30-MAR-2006 14:50:58	Dark	40.500	134	Bet TrA	2.8100	6600.0	81	21336	No
194	GOM_NL__2PRFIN20060330_145338_000000492046_00240_21336_8682.N1	30-MAR-2006 14:53:38	Dark	49.000	4	Alp1Cen	-0.010000	5800.0	98	21336	No
195	GOM_NL__2PRFIN20060330_145619_000000442046_00240_21336_8683.N1	30-MAR-2006 14:56:19	Straylight	44.000	78	Alp Lup	2.3040	28000.	88	21336	No
196	GOM_NL__2PRFIN20060330_145757_000000402046_00240_21336_8684.N1	30-MAR-2006 14:57:57	Straylight	40.000	95	Zet Cen	2.5450	26000.	80	21336	No
197	GOM_NL__2PRFIN20060330_145921_000000422046_00240_21336_8685.N1	30-MAR-2006 14:59:21	Straylight	41.500	64	Gam Cen	2.2000	10600.	83	21336	No
198	GOM_NL__2PRFIN20060330_150154_000000422046_00240_21336_8686.N1	30-MAR-2006 15:01:54	Straylight	41.500	123	lot Cen	2.7500	10200.	83	21336	No
199	GOM_NL__2PRFIN20060330_150649_000000462046_00240_21336_8687.N1	30-MAR-2006 15:06:49	Twi_and_stray	45.500	106	9Bet Crv	2.6480	5600.0	91	21336	No
200	GOM_NL__2PRFIN20060330_150849_000000412046_00240_21336_8688.N1	30-MAR-2006 15:08:49	Twi_and_stray	41.000	100	4Gam Crv	2.5800	13100.	82	21336	No
201	GOM_NL__2PRFIN20060330_151837_000000392046_00240_21336_8689.N1	30-MAR-2006 15:18:37	Bright	38.500	62	94Bet Leo	2.1360	9700.0	77	21336	No
202	GOM_NL__2PRFIN20060330_152011_000000362046_00240_21336_8690.N1	30-MAR-2006 15:20:11	Bright	36.000	96	68Del Leo	2.5600	9300.0	72	21336	No
203	GOM_NL__2PRFIN20060330_152702_000000372046_00240_21336_8691.N1	30-MAR-2006 15:27:02	Bright	37.000	174	52Psi UMa	3.0040	4400.0	74	21336	No
204	GOM_NL__2PRFIN20060330_153007_000000382046_00240_21336_8692.N1	30-MAR-2006 15:30:07	Bright	37.500	87	64Gam UMa	2.4330	11000.	75	21336	No
205	GOM_NL__2PRFIN20060330_153153_000000382046_00240_21336_8693.N1	30-MAR-2006 15:31:53	Bright	38.000	36	50Alp UMa	1.8000	6300.0	76	21336	No
206	GOM_NL__2PRFIN20060330_153819_000000412046_00240_21336_8694.N1	30-MAR-2006 15:38:19	Bright	40.500	60	7Bet UMi	2.0810	3950.0	81	21336	No
207	GOM_NL__2PRFIN20060330_153953_000000362046_00240_21336_8695.N1	30-MAR-2006 15:39:53	Bright	35.500	49	1Alp UMi	1.9900	6300.0	71	21336	No
208	GOM_NL__2PRFIN20060330_154737_000000372046_00240_21336_8696.N1	30-MAR-2006 15:47:37	Bright	37.000	89	5Alp Cep	2.4510	8000.0	74	21336	No
209	GOM_NL__2PRFIN20060330_155248_000000422046_00240_21336_8697.N1	30-MAR-2006 15:52:48	Bright	42.000	19	50Alp Cyg	1.2460	10500.	84	21336	No
210	GOM_NL__2PRFIN20060330_155626_000000432046_00240_21336_8698.N1	30-MAR-2006 15:56:26	Bright	42.500	92	53Eps Cyg	2.5000	4500.0	85	21336	No
211	GOM_NL__2PRFIN20060330_160255_000000462046_00240_21336_8699.N1	30-MAR-2006 16:02:55	Bright	46.000	61	8Eps Peg	2.1000	3900.0	92	21336	No
212	GOM_NL__2PRFIN20060330_160728_000000442046_00240_21336_8700.N1	30-MAR-2006 16:07:28	Twilight	44.000	154	22Bet Aqr	2.8990	5700.0	88	21336	No
213	GOM_NL__2PRFIN20060330_162828_000000422046_00241_21337_8680.N1	30-MAR-2006 16:28:28	Dark	42.000	141	Bet Ara	2.8400	4600.0	84	21337	No
214	GOM_NL__2PRFIN20060330_163135_000000392046_00241_21337_8681.N1	30-MAR-2006 16:31:35	Dark	38.500	134	Bet TrA	2.8100	6600.0	77	21337	No
215	GOM_NL__2PRFIN20060330_163414_000000542046_00241_21337_8682.N1	30-MAR-2006 16:34:14	Dark	53.500	4	Alp1Cen	-0.010000	5800.0	107	21337	No
216	GOM_NL__2PRFIN20060330_163656_000000442046_00241_21337_8683.N1	30-MAR-2006 16:36:56	Straylight	43.500	78	Alp Lup	2.3040	28000.	87	21337	No
217	GOM_NL__2PRFIN20060330_163834_000000422046_00241_21337_8684.N1	30-MAR-2006 16:38:34	Straylight	42.000	95	Zet Cen	2.5450	26000.	84	21337	No
218	GOM_NL__2PRFIN20060330_163958_000000382046_00241_21337_8685.N1	30-MAR-2006 16:39:58	Straylight	37.500	64	Gam Cen	2.2000	10600.	75	21337	No
219	GOM_NL__2PRFIN20060330_164230_000000472046_00241_21337_8686.N1	30-MAR-2006 16:42:30	Straylight	46.500	123	lot Cen	2.7500	10200.	93	21337	No

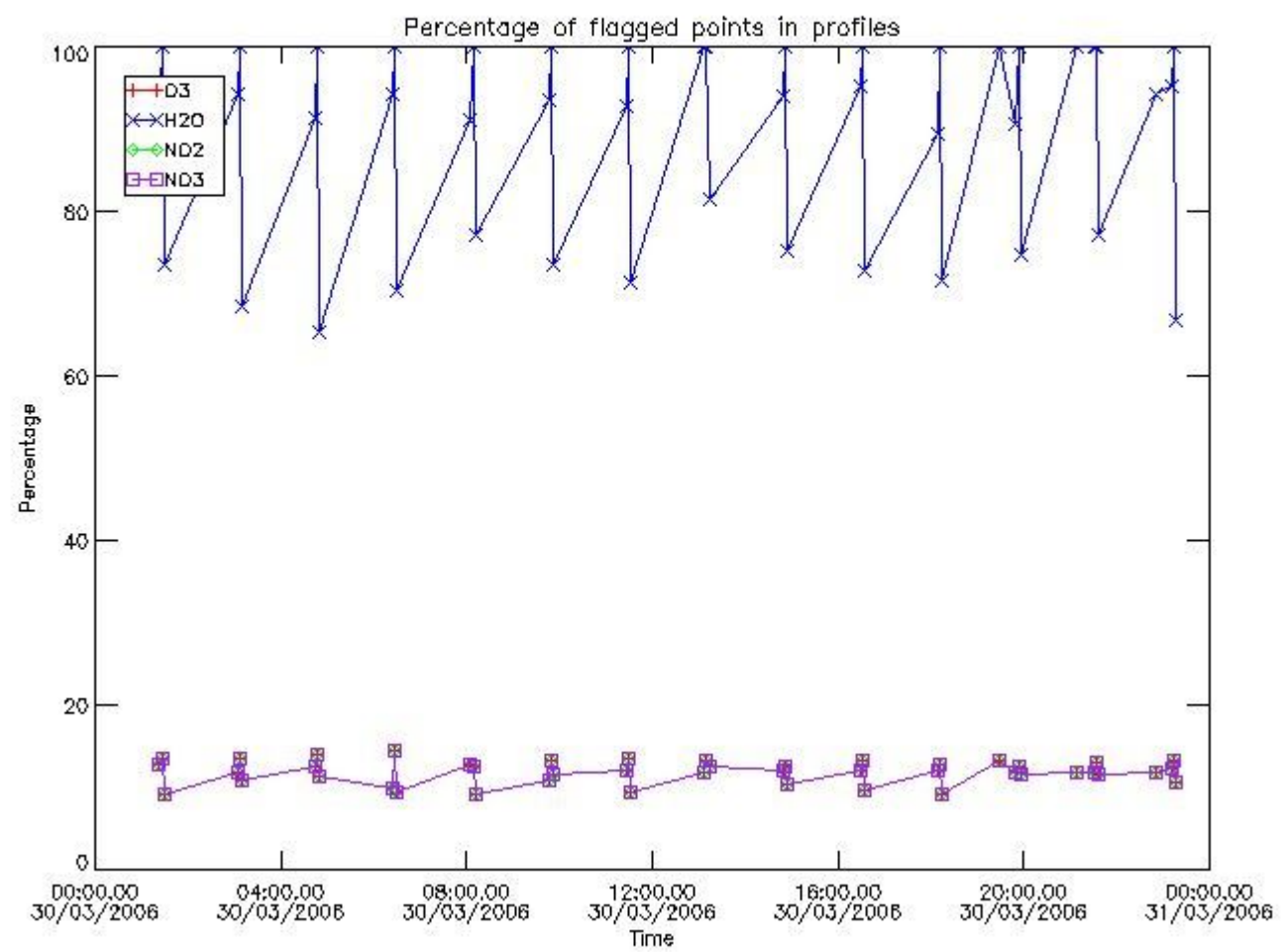
220	GOM_NL__2PRFIN20060330_164726_000000482046_00241_21337_8687.N1	30-MAR-2006 16:47:26	Twilight	48.000	106	9Bet Crv	2.6480	5600.0	96	21337	No
221	GOM_NL__2PRFIN20060330_164925_000000422046_00241_21337_8688.N1	30-MAR-2006 16:49:25	Twilight	41.500	100	4Gam Crv	2.5800	13100.	83	21337	No
222	GOM_NL__2PRFIN20060330_165913_000000392046_00241_21337_8689.N1	30-MAR-2006 16:59:13	Bright	39.000	62	94Bet Leo	2.1360	9700.0	78	21337	No
223	GOM_NL__2PRFIN20060330_170047_000000362046_00241_21337_8690.N1	30-MAR-2006 17:00:47	Bright	36.000	96	68Del Leo	2.5600	9300.0	72	21337	No
224	GOM_NL__2PRFIN20060330_170738_000000352046_00241_21337_8691.N1	30-MAR-2006 17:07:38	Bright	34.500	174	52Psi UMa	3.0040	4400.0	69	21337	No
225	GOM_NL__2PRFIN20060330_171043_000000492046_00241_21337_8692.N1	30-MAR-2006 17:10:43	Bright	49.000	87	64Gam UMa	2.4330	11000.	98	21337	No
226	GOM_NL__2PRFIN20060330_171229_000000412046_00241_21337_8693.N1	30-MAR-2006 17:12:29	Bright	40.500	36	50Alp UMa	1.8000	6300.0	81	21337	No
227	GOM_NL__2PRFIN20060330_171855_000000422046_00241_21337_8694.N1	30-MAR-2006 17:18:55	Bright	42.000	60	7Bet UMi	2.0810	3950.0	84	21337	No
228	GOM_NL__2PRFIN20060330_172029_000000352046_00241_21337_8695.N1	30-MAR-2006 17:20:29	Bright	35.000	49	1Alp UMi	1.9900	6300.0	70	21337	No
229	GOM_NL__2PRFIN20060330_172813_000000372046_00241_21337_8696.N1	30-MAR-2006 17:28:13	Bright	37.000	89	5Alp Cep	2.4510	8000.0	74	21337	No
230	GOM_NL__2PRFIN20060330_173324_000000402046_00241_21337_8697.N1	30-MAR-2006 17:33:24	Bright	40.000	19	50Alp Cyg	1.2460	10500.	80	21337	No
231	GOM_NL__2PRFIN20060330_173702_000000412046_00241_21337_8698.N1	30-MAR-2006 17:37:02	Bright	40.500	92	53Eps Cyg	2.5000	4500.0	81	21337	No
232	GOM_NL__2PRFIN20060330_174331_000000452046_00241_21337_8699.N1	30-MAR-2006 17:43:31	Bright	45.000	61	8Eps Peg	2.1000	3900.0	90	21337	No
233	GOM_NL__2PRFIN20060330_174805_000000442046_00241_21337_8700.N1	30-MAR-2006 17:48:05	Twilight	44.000	154	22Bet Aqr	2.8990	5700.0	88	21337	No
234	GOM_NL__2PRFIN20060330_180904_000000432046_00242_21338_8700.N1	30-MAR-2006 18:09:04	Dark	42.500	141	Bet Ara	2.8400	4600.0	85	21338	No
235	GOM_NL__2PRFIN20060330_181211_000000402046_00242_21338_8701.N1	30-MAR-2006 18:12:11	Dark	40.000	134	Bet TrA	2.8100	6600.0	80	21338	No
236	GOM_NL__2PRFIN20060330_181451_000000552046_00242_21338_8702.N1	30-MAR-2006 18:14:51	Dark	55.000	4	Alp1Cen	-0.010000	5800.0	110	21338	No
237	GOM_NL__2PRFIN20060330_181732_000000452046_00242_21338_8703.N1	30-MAR-2006 18:17:32	Straylight	45.000	78	Alp Lup	2.3040	28000.	90	21338	No
238	GOM_NL__2PRFIN20060330_181910_000000402046_00242_21338_8704.N1	30-MAR-2006 18:19:10	Straylight	40.000	95	Zet Cen	2.5450	26000.	80	21338	No
239	GOM_NL__2PRFIN20060330_182034_000000442046_00242_21338_8705.N1	30-MAR-2006 18:20:34	Straylight	43.500	64	Gam Cen	2.2000	10600.	87	21338	No
240	GOM_NL__2PRFIN20060330_182306_000000472046_00242_21338_8706.N1	30-MAR-2006 18:23:06	Straylight	46.500	123	lot Cen	2.7500	10200.	93	21338	No
241	GOM_NL__2PRFIN20060330_182833_000000462046_00242_21338_8707.N1	30-MAR-2006 18:28:33	Twilight	45.500	171	2Eps Crv	3.0010	4250.0	91	21338	No
242	GOM_NL__2PRFIN20060330_183001_000000402046_00242_21338_8708.N1	30-MAR-2006 18:30:01	Twilight	39.500	100	4Gam Crv	2.5800	13100.	79	21338	No
243	GOM_NL__2PRFIN20060330_183949_000000392046_00242_21338_8709.N1	30-MAR-2006 18:39:49	Bright	39.000	62	94Bet Leo	2.1360	9700.0	78	21338	No
244	GOM_NL__2PRFIN20060330_184123_000000372046_00242_21338_8710.N1	30-MAR-2006 18:41:23	Bright	36.500	96	68Del Leo	2.5600	9300.0	73	21338	No
245	GOM_NL__2PRFIN20060330_184814_000000372046_00242_21338_8711.N1	30-MAR-2006 18:48:14	Bright	37.000	174	52Psi UMa	3.0040	4400.0	74	21338	No
246	GOM_NL__2PRFIN20060330_185119_000000372046_00242_21338_8712.N1	30-MAR-2006 18:51:19	Bright	36.500	87	64Gam UMa	2.4330	11000.	73	21338	No
247	GOM_NL__2PRFIN20060330_185305_000000352046_00242_21338_8713.N1	30-MAR-2006 18:53:05	Bright	35.000	36	50Alp UMa	1.8000	6300.0	70	21338	No
248	GOM_NL__2PRFIN20060330_185930_000000402046_00242_21338_8714.N1	30-MAR-2006 18:59:30	Bright	39.500	60	7Bet UMi	2.0810	3950.0	79	21338	No
249	GOM_NL__2PRFIN20060330_190105_000000372046_00242_21338_8715.N1	30-MAR-2006 19:01:05	Bright	36.500	49	1Alp UMi	1.9900	6300.0	73	21338	No
250	GOM_NL__2PRFIN20060330_190849_000000362046_00242_21338_8716.N1	30-MAR-2006 19:08:49	Bright	36.000	89	5Alp Cep	2.4510	8000.0	72	21338	No
251	GOM_NL__2PRFIN20060330_191400_000000392046_00242_21338_8717.N1	30-MAR-2006 19:14:00	Bright	38.500	19	50Alp Cyg	1.2460	10500.	77	21338	No
252	GOM_NL__2PRFIN20060330_191738_000000422046_00242_21338_8718.N1	30-MAR-2006 19:17:38	Bright	41.500	92	53Eps Cyg	2.5000	4500.0	83	21338	No
253	GOM_NL__2PRFIN20060330_192407_000000462046_00242_21338_8719.N1	30-MAR-2006 19:24:07	Bright	45.500	61	8Eps Peg	2.1000	3900.0	91	21338	No
254	GOM_NL__2PRFIN20060330_192841_000000422046_00242_21338_8720.N1	30-MAR-2006 19:28:41	Dark	42.000	154	22Bet Aqr	2.8990	5700.0	84	21338	No
255	GOM_NL__2PRFIN20060330_194941_000000442046_00243_21339_8700.N1	30-MAR-2006 19:49:41	Dark	43.500	141	Bet Ara	2.8400	4600.0	87	21339	No
256	GOM_NL__2PRFIN20060330_195248_000000412046_00243_21339_8701.N1	30-MAR-2006 19:52:48	Dark	40.500	134	Bet TrA	2.8100	6600.0	81	21339	No
257	GOM_NL__2PRFIN20060330_195527_000000442046_00243_21339_8702.N1	30-MAR-2006 19:55:27	Dark	44.000	4	Alp1Cen	-0.010000	5800.0	88	21339	No
258	GOM_NL__2PRFIN20060330_195809_000000442046_00243_21339_8703.N1	30-MAR-2006 19:58:09	Straylight	43.500	78	Alp Lup	2.3040	28000.	87	21339	No
259	GOM_NL__2PRFIN20060330_195947_000000422046_00243_21339_8704.N1	30-MAR-2006 19:59:47	Straylight	41.500	95	Zet Cen	2.5450	26000.	83	21339	No
260	GOM_NL__2PRFIN20060330_200110_000000412046_00243_21339_8705.N1	30-MAR-2006 20:01:10	Straylight	41.000	64	Gam Cen	2.2000	10600.	82	21339	No
261	GOM_NL__2PRFIN20060330_200343_000000442046_00243_21339_8706.N1	30-MAR-2006 20:03:43	Straylight	43.500	123	lot Cen	2.7500	10200.	87	21339	No
262	GOM_NL__2PRFIN20060330_200909_000000442046_00243_21339_8707.N1	30-MAR-2006 20:09:09	Twilight	44.000	171	2Eps Crv	3.0010	4250.0	88	21339	No
263	GOM_NL__2PRFIN20060330_201037_000000422046_00243_21339_8708.N1	30-MAR-2006 20:10:37	Twilight	42.000	100	4Gam Crv	2.5800	13100.	84	21339	No
264	GOM_NL__2PRFIN20060330_202025_000000392046_00243_21339_8709.N1	30-MAR-2006 20:20:25	Bright	38.500	62	94Bet Leo	2.1360	9700.0	77	21339	No
265	GOM_NL__2PRFIN20060330_202159_000000532046_00243_21339_8710.N1	30-MAR-2006 20:21:59	Bright	53.000	96	68Del Leo	2.5600	9300.0	106	21339	No
266	GOM_NL__2PRFIN20060330_202849_000000342046_00243_21339_8711.N1	30-MAR-2006 20:28:49	Bright	34.000	174	52Psi UMa	3.0040	4400.0	68	21339	No
267	GOM_NL__2PRFIN20060330_203155_000000372046_00243_21339_8712.N1	30-MAR-2006 20:31:55	Bright	36.500	87	64Gam UMa	2.4330	11000.	73	21339	No
268	GOM_NL__2PRFIN20060330_203341_000000352046_00243_21339_8713.N1	30-MAR-2006 20:33:41	Bright	34.500	36	50Alp UMa	1.8000	6300.0	69	21339	No
269	GOM_NL__2PRFIN20060330_204006_000000422046_00243_21339_8714.N1	30-MAR-2006 20:40:06	Bright	41.500	60	7Bet UMi	2.0810	3950.0	83	21339	No
270	GOM_NL__2PRFIN20060330_204141_000000362046_00243_21339_8715.N1	30-MAR-2006 20:41:41	Bright	36.000	49	1Alp UMi	1.9900	6300.0	72	21339	No
271	GOM_NL__2PRFIN20060330_204924_000000362046_00243_21339_8716.N1	30-MAR-2006 20:49:24	Bright	36.000	89	5Alp Cep	2.4510	8000.0	72	21339	No
272	GOM_NL__2PRFIN20060330_205436_000000422046_00243_21339_8717.N1	30-MAR-2006 20:54:36	Bright	41.500	19	50Alp Cyg	1.2460	10500.	83	21339	No
273	GOM_NL__2PRFIN20060330_205814_000000432046_00243_21339_8718.N1	30-MAR-2006 20:58:14	Bright	42.500	92	53Eps Cyg	2.5000	4500.0	85	21339	No
274	GOM_NL__2PRFIN20060330_210443_000000452046_00243_21339_8719.N1	30-MAR-2006 21:04:43	Bright	45.000	61	8Eps Peg	2.1000	3900.0	90	21339	No
275	GOM_NL__2PRFIN20060330_210917_000000432046_00243_21339_8720.N1	30-MAR-2006 21:09:17	Dark	43.000	154	22Bet Aqr	2.8990	5700.0	86	21339	No
276	GOM_NL__2PRFIN20060330_213018_000000442046_00244_21340_8700.N1	30-MAR-2006 21:30:18	Dark	43.500	141	Bet Ara	2.8400	4600.0	87	21340	No
277	GOM_NL__2PRFIN20060330_213324_000000402046_00244_21340_8701.N1	30-MAR-2006 21:33:24	Dark	39.500	134	Bet TrA	2.8100	6600.0	79	21340	No
278	GOM_NL__2PRFIN20060330_213604_000000442046_00244_21340_8702.N1	30-MAR-2006 21:36:04	Dark	44.000	4	Alp1Cen	-0.010000	5800.0	88	21340	No

279	GOM_NL__2PRFIN20060330_213845_000000472046_00244_21340_8703.N1	30-MAR-2006 21:38:45	Straylight	47.000	78	Alp Lup	2.3040	28000.	94	21340	No
280	GOM_NL__2PRFIN20060330_214023_000000412046_00244_21340_8704.N1	30-MAR-2006 21:40:23	Straylight	41.000	95	Zet Cen	2.5450	26000.	82	21340	No
281	GOM_NL__2PRFIN20060330_214146_000000422046_00244_21340_8705.N1	30-MAR-2006 21:41:46	Straylight	41.500	64	Gam Cen	2.2000	10600.	83	21340	No
282	GOM_NL__2PRFIN20060330_214419_000000442046_00244_21340_8706.N1	30-MAR-2006 21:44:19	Straylight	44.000	123	Iot Cen	2.7500	10200.	88	21340	No
283	GOM_NL__2PRFIN20060330_214914_000000462046_00244_21340_8707.N1	30-MAR-2006 21:49:14	Tw_i_and_stray	45.500	106	9Bet Crv	2.6480	5600.0	91	21340	No
284	GOM_NL__2PRFIN20060330_215113_000000422046_00244_21340_8708.N1	30-MAR-2006 21:51:13	Tw_i_and_stray	42.000	100	4Gam Crv	2.5800	13100.	84	21340	No
285	GOM_NL__2PRFIN20060330_220100_000000382046_00244_21340_8709.N1	30-MAR-2006 22:01:00	Bright	38.000	62	94Bet Leo	2.1360	9700.0	76	21340	No
286	GOM_NL__2PRFIN20060330_220235_000000362046_00244_21340_8710.N1	30-MAR-2006 22:02:35	Bright	35.500	96	68Del Leo	2.5600	9300.0	71	21340	No
287	GOM_NL__2PRFIN20060330_220925_000000362046_00244_21340_8711.N1	30-MAR-2006 22:09:25	Bright	36.000	174	52Psi UMa	3.0040	4400.0	72	21340	No
288	GOM_NL__2PRFIN20060330_221230_000000362046_00244_21340_8712.N1	30-MAR-2006 22:12:30	Bright	36.000	87	64Gam UMa	2.4330	11000.	72	21340	No
289	GOM_NL__2PRFIN20060330_221417_000000372046_00244_21340_8713.N1	30-MAR-2006 22:14:17	Bright	37.000	36	50Alp UMa	1.8000	6300.0	74	21340	No
290	GOM_NL__2PRFIN20060330_222041_000000382046_00244_21340_8714.N1	30-MAR-2006 22:20:41	Bright	37.500	60	7Bet UMi	2.0810	3950.0	75	21340	No
291	GOM_NL__2PRFIN20060330_222217_000000352046_00244_21340_8715.N1	30-MAR-2006 22:22:17	Bright	35.000	49	1Alp UMi	1.9900	6300.0	70	21340	No
292	GOM_NL__2PRFIN20060330_223000_000000352046_00244_21340_8716.N1	30-MAR-2006 22:30:00	Bright	34.500	89	5Alp Cep	2.4510	8000.0	69	21340	No
293	GOM_NL__2PRFIN20060330_223512_000000422046_00244_21340_8717.N1	30-MAR-2006 22:35:12	Bright	41.500	19	50Alp Cyg	1.2460	10500.	83	21340	No
294	GOM_NL__2PRFIN20060330_223850_000000422046_00244_21340_8718.N1	30-MAR-2006 22:38:50	Bright	42.000	92	53Eps Cyg	2.5000	4500.0	84	21340	No
295	GOM_NL__2PRFIN20060330_224520_000000402046_00244_21340_8719.N1	30-MAR-2006 22:45:20	Bright	39.500	61	8Eps Peg	2.1000	3900.0	79	21340	No
296	GOM_NL__2PRFIN20060330_224953_000000432046_00244_21340_8720.N1	30-MAR-2006 22:49:53	Dark	42.500	154	22Bet Aqr	2.8990	5700.0	85	21340	No
297	GOM_NL__2PRFIN20060330_231054_000000422046_00245_21341_8700.N1	30-MAR-2006 23:10:54	Dark	41.500	141	Bet Ara	2.8400	4600.0	83	21341	No
298	GOM_NL__2PRFIN20060330_231401_000000392046_00245_21341_8701.N1	30-MAR-2006 23:14:01	Dark	38.500	134	Bet TrA	2.8100	6600.0	77	21341	No
299	GOM_NL__2PRFIN20060330_231640_000000492046_00245_21341_8702.N1	30-MAR-2006 23:16:40	Dark	48.500	4	Alp1Cen	-0.010000	5800.0	97	21341	No
300	GOM_NL__2PRFIN20060330_231922_000000492046_00245_21341_8703.N1	30-MAR-2006 23:19:22	Straylight	49.000	78	Alp Lup	2.3040	28000.	98	21341	No
301	GOM_NL__2PRFIN20060330_232059_000000452046_00245_21341_8704.N1	30-MAR-2006 23:20:59	Straylight	44.500	95	Zet Cen	2.5450	26000.	89	21341	No
302	GOM_NL__2PRFIN20060330_232222_000000402046_00245_21341_8705.N1	30-MAR-2006 23:22:22	Straylight	40.000	64	Gam Cen	2.2000	10600.	80	21341	No
303	GOM_NL__2PRFIN20060330_232455_000000452046_00245_21341_8706.N1	30-MAR-2006 23:24:55	Straylight	44.500	123	Iot Cen	2.7500	10200.	89	21341	No
304	GOM_NL__2PRFIN20060330_232950_000000462046_00245_21341_8707.N1	30-MAR-2006 23:29:50	Tw_i_and_stray	45.500	106	9Bet Crv	2.6480	5600.0	91	21341	No
305	GOM_NL__2PRFIN20060330_233149_000000432046_00245_21341_8708.N1	30-MAR-2006 23:31:49	Tw_i_and_stray	42.500	100	4Gam Crv	2.5800	13100.	85	21341	No
306	GOM_NL__2PRFIN20060330_234136_000000392046_00245_21341_8709.N1	30-MAR-2006 23:41:36	Bright	39.000	62	94Bet Leo	2.1360	9700.0	78	21341	No
307	GOM_NL__2PRFIN20060330_234311_000000362046_00245_21341_8710.N1	30-MAR-2006 23:43:11	Bright	36.000	96	68Del Leo	2.5600	9300.0	72	21341	No
308	GOM_NL__2PRFIN20060330_235001_000000362046_00245_21341_8711.N1	30-MAR-2006 23:50:01	Bright	35.500	174	52Psi UMa	3.0040	4400.0	71	21341	No
309	GOM_NL__2PRFIN20060330_235306_000000372046_00245_21341_8712.N1	30-MAR-2006 23:53:06	Bright	37.000	87	64Gam UMa	2.4330	11000.	74	21341	No
310	GOM_NL__2PRFIN20060330_235452_000000382046_00245_21341_8713.N1	30-MAR-2006 23:54:52	Bright	37.500	36	50Alp UMa	1.8000	6300.0	75	21341	No

3. Quality information per product

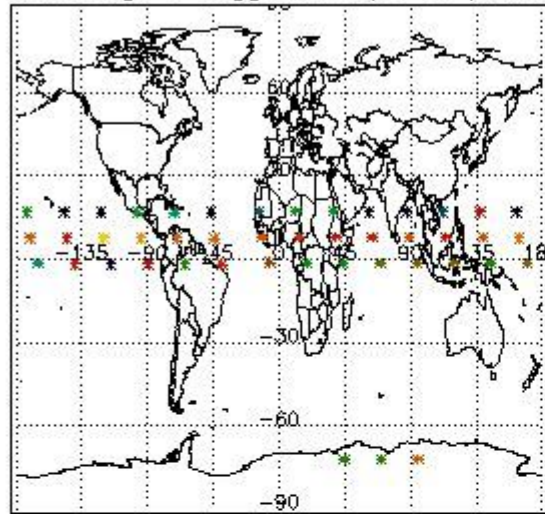
In this section it is plotted some information contained in the Quality Summary data set of the level 2 products. Only products in dark limb conditions and without errors (error flag in the MPH set to "0") are used.

3.1 Plot quality information per product (time dependant)

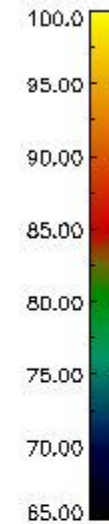
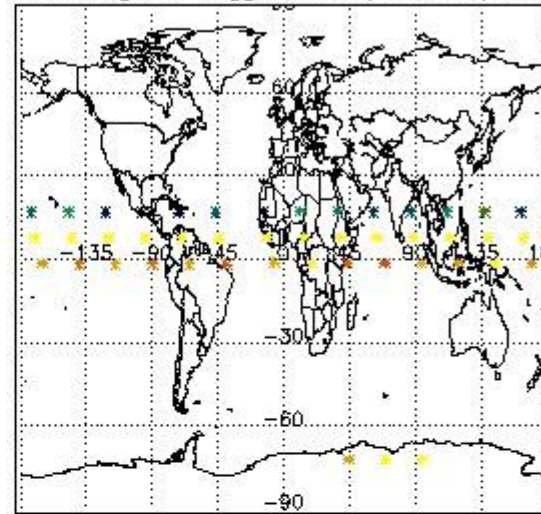


3.2 Plot quality information per product (world map)


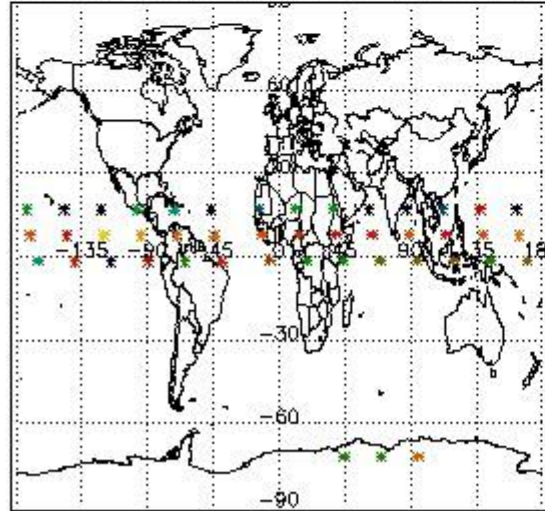
Percentage of flagged data per O3 profile



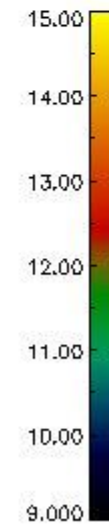
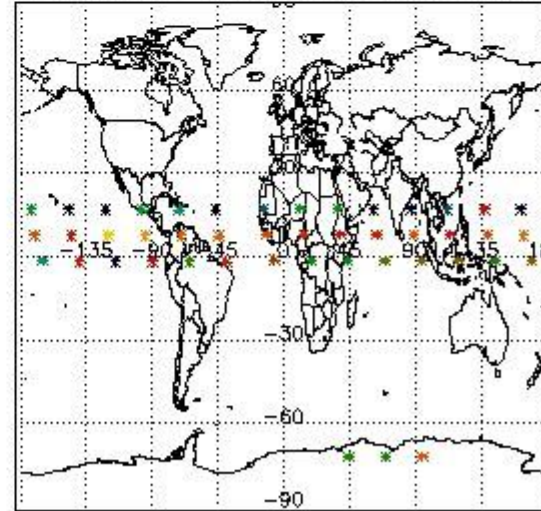
Percentage of flagged data per H2O profile



Percentage of flagged data per NO2 profile



Percentage of flagged data per NO3 profile

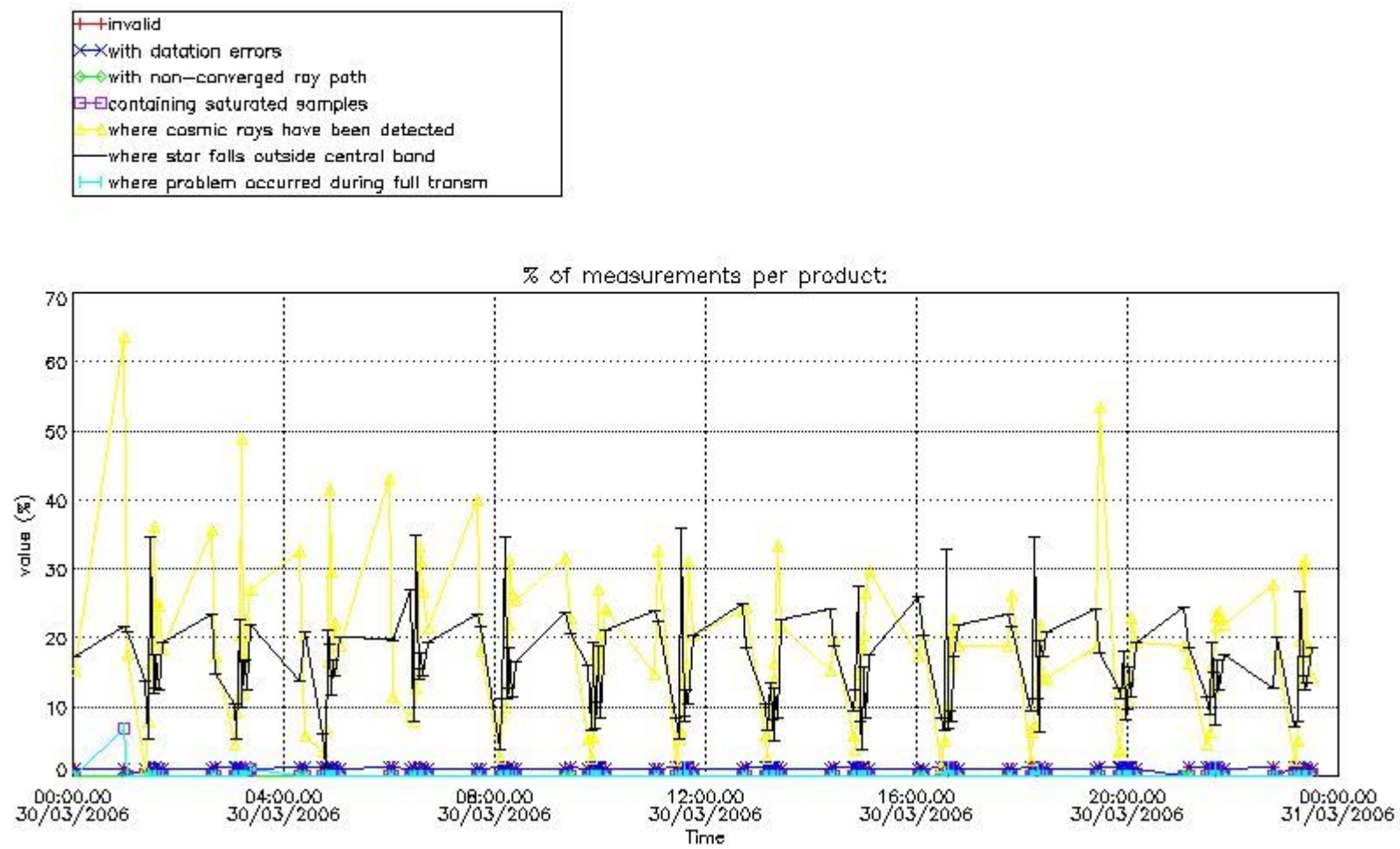


4. Level 1 quality information per product

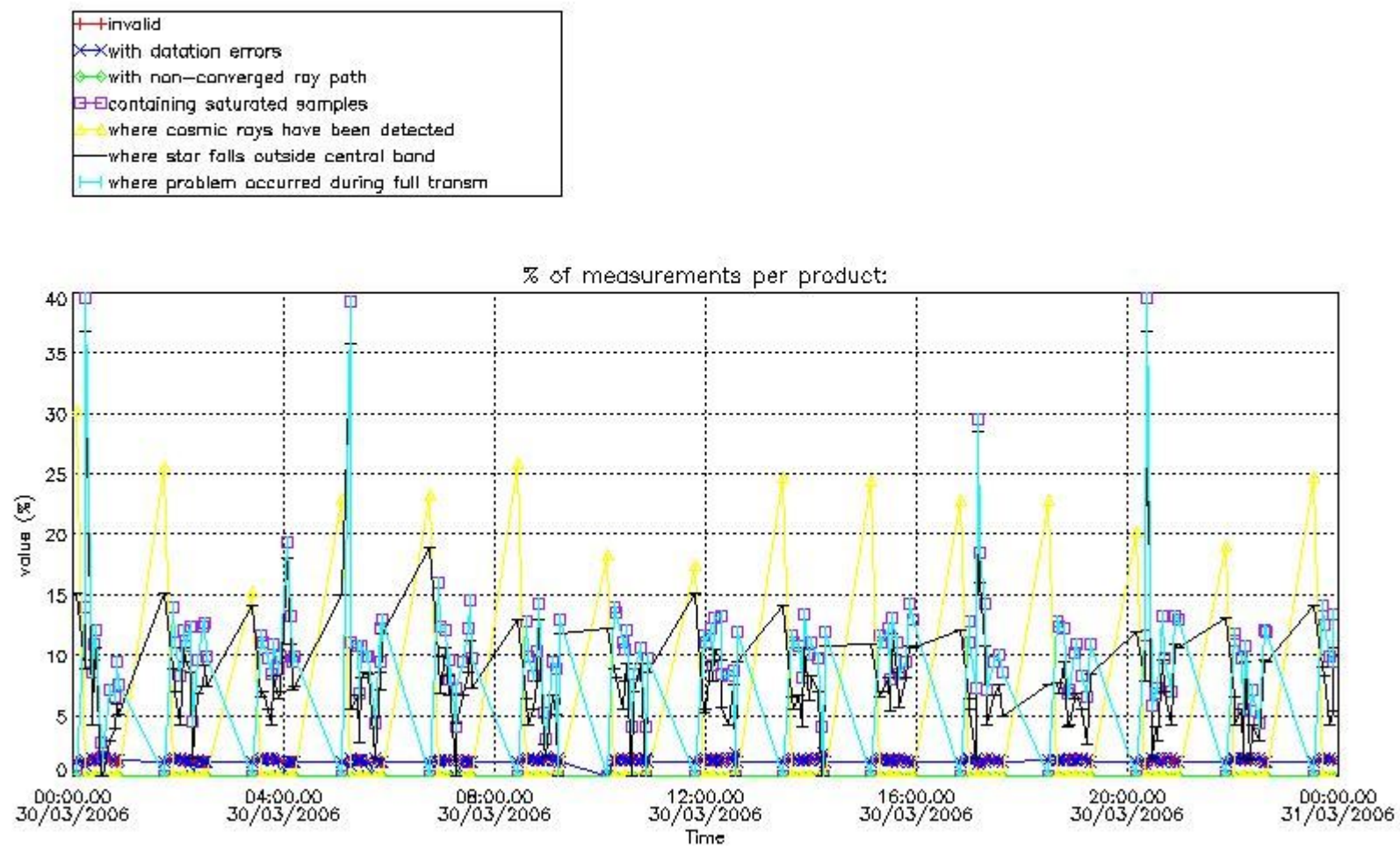
In this section it is plotted some information contained in the Quality Summary data set of the level 2 products that comes from the level 1b processing. Products without errors (error flag in the MPH set to "0") are used.

4.1 Plot quality information per product (time dependant) coming from level 1b processing

4.1.1 Plot level 1 quality information per product (time dependant): ENVISAT ASCENDING passes

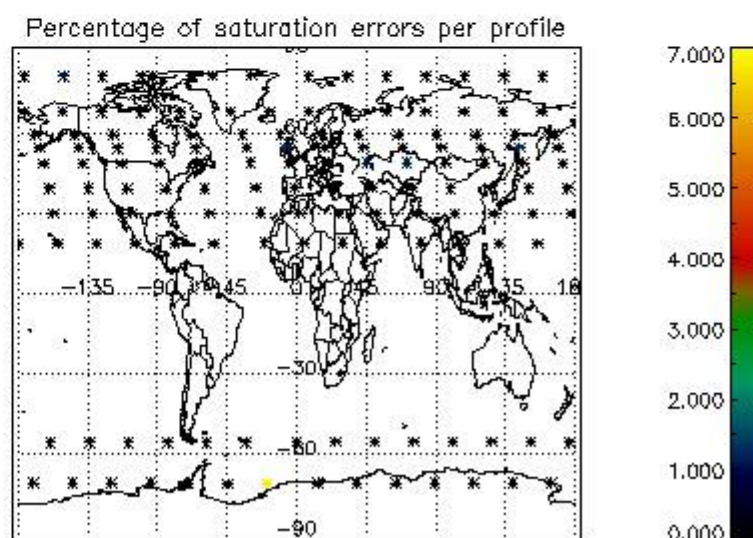
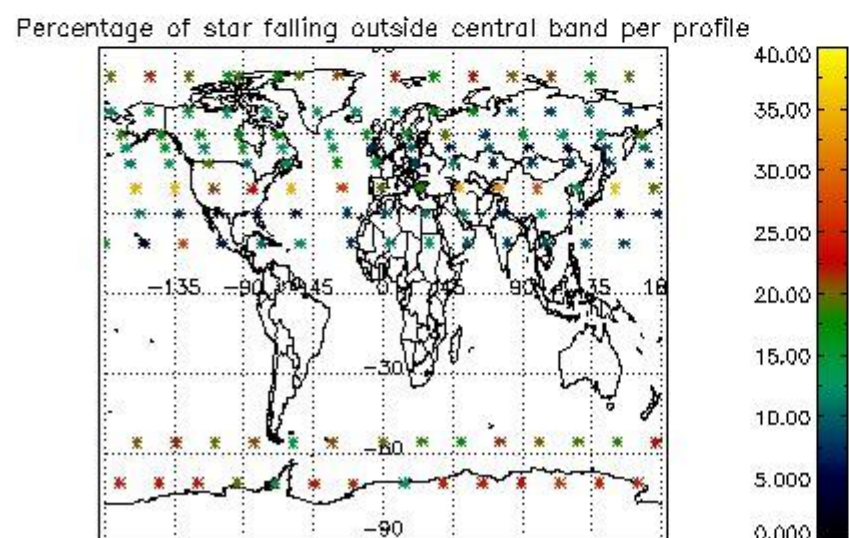
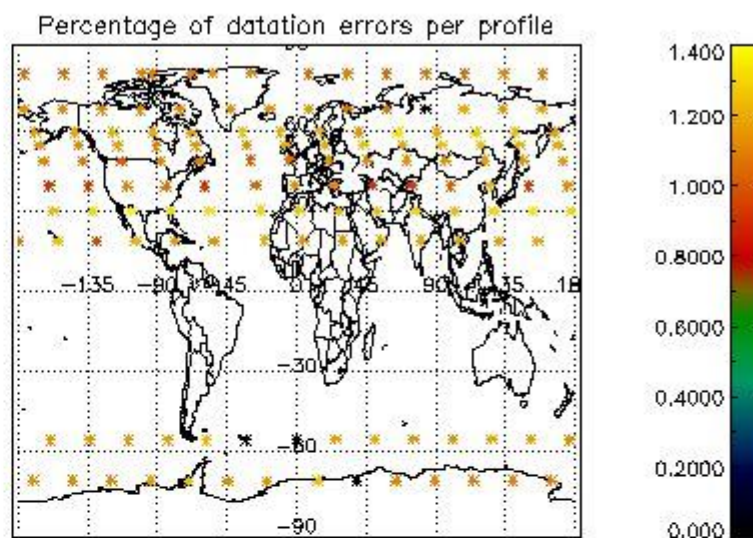
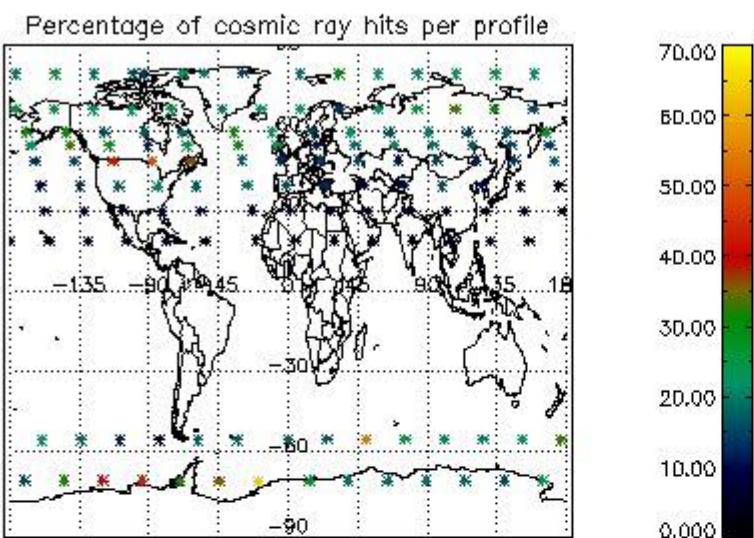


4.1.2 Plot level 1 quality information per product (time dependant): ENVI SAT DESCENDING passes

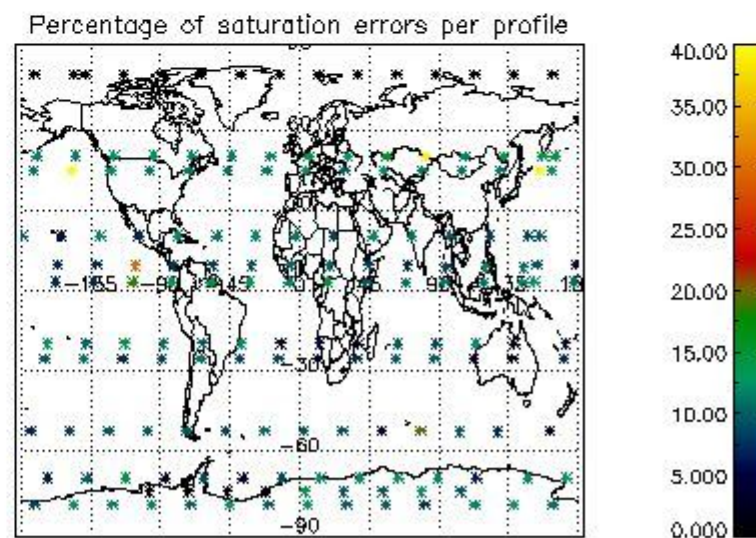
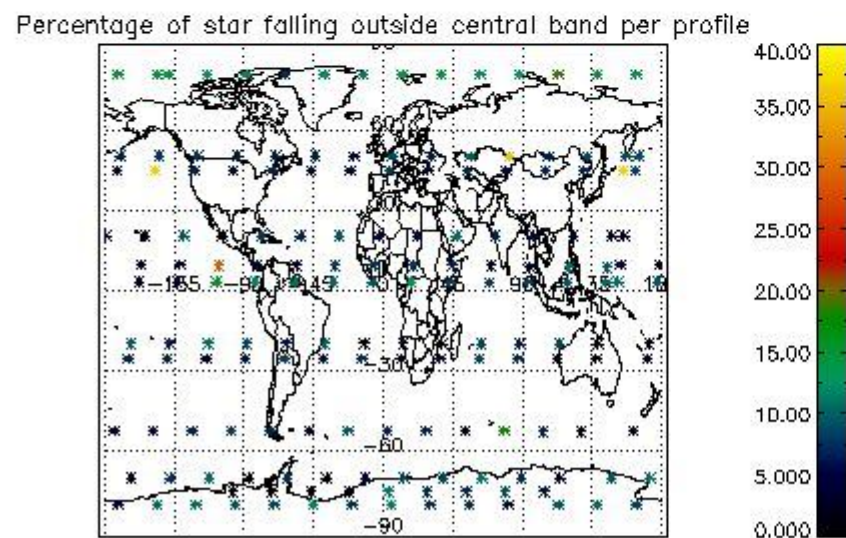
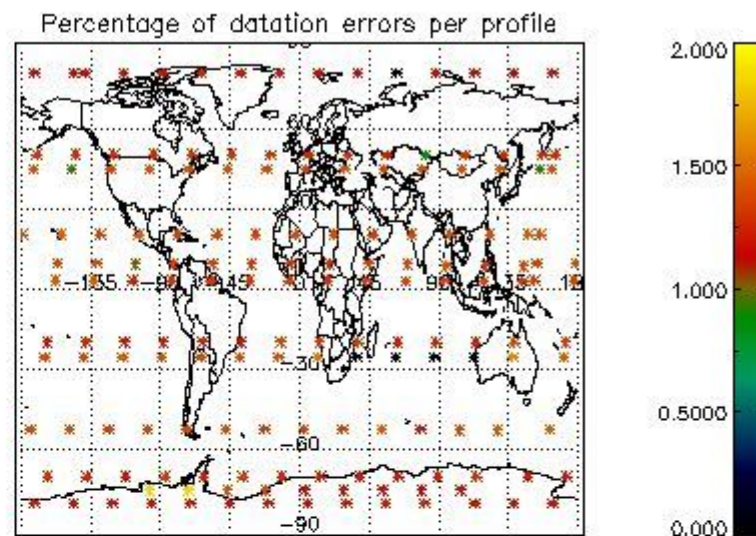
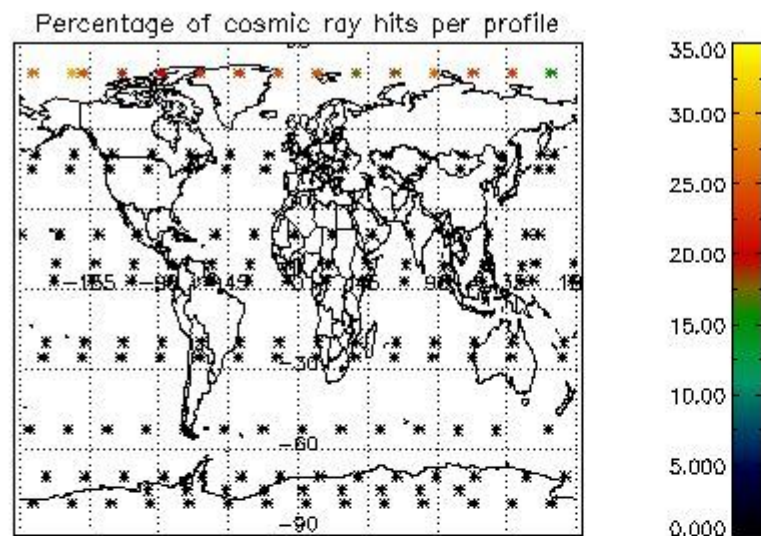


4.2 Plot quality information per product coming from level 1b processing (world map)

4.2.1 Plot level 1 quality information per product (world map): ENVISAT ASCENDING passes



4.2.2 Plot level 1 quality information per product (world map): ENVISAT DESCENDING passes



5. Trace gas profiles

5.1 Ozone statistics based on quality of products

The final quality of the products can be "measured" using the STD (Standard Deviation) attached to every point profile. This information is written to the parameter GOM_NL__2P/NL_LOCAL_SPECIES_DENSITY/o3_std of the level 2 products. The table below shows the statistics for given STD ranges.

The statistics are given with respect to the overall valid production:

- Products without fatal errors: GOM_NL__2P/MPH/PRODUCT_ERR=0
- Valid point profile: GOM_NL__2P/NL_LOCAL_SPECIES_DENSITY/pcd(0)=0

The 'Criteria' is applied to valid points of dark limb products:

- Products in dark limb illumination condition: GOM_NL__2P/NL_SUMMARY_QUALITY/obs_ill_cond=0
- Products without fatal errors: GOM_NL__2P/MPH/PRODUCT_ERR=0
- Valid point profile: GOM_NL__2P/NL_LOCAL_SPECIES_DENSITY/pcd(0)=0

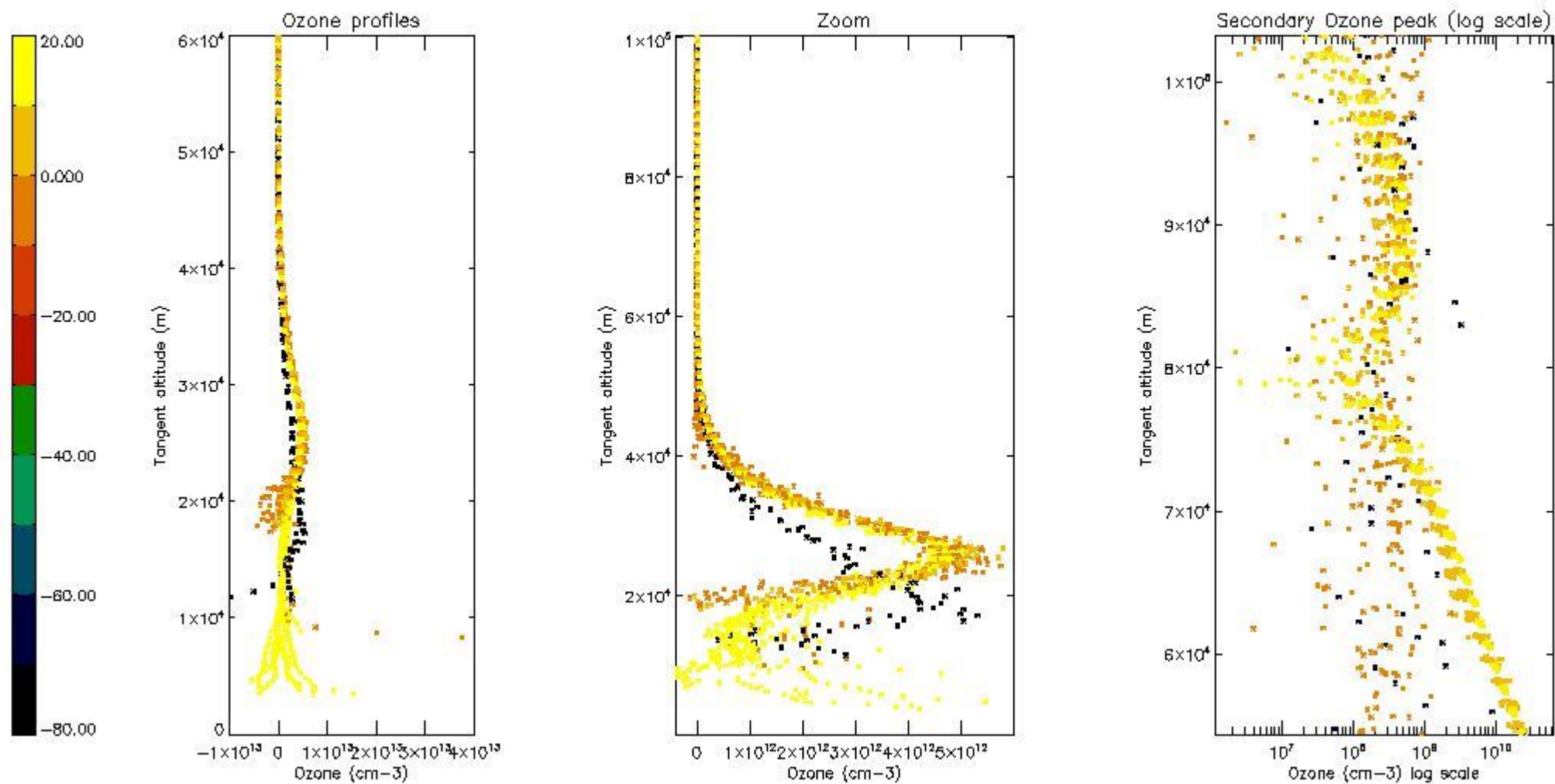
So, the table below shows the percentage of dark limb and valid observations for each criteria with respect to the overall valid daily observations.

Criteria	% of total production
All STD	16
STD < 20	7

STD < 10	5
STD < 5	2

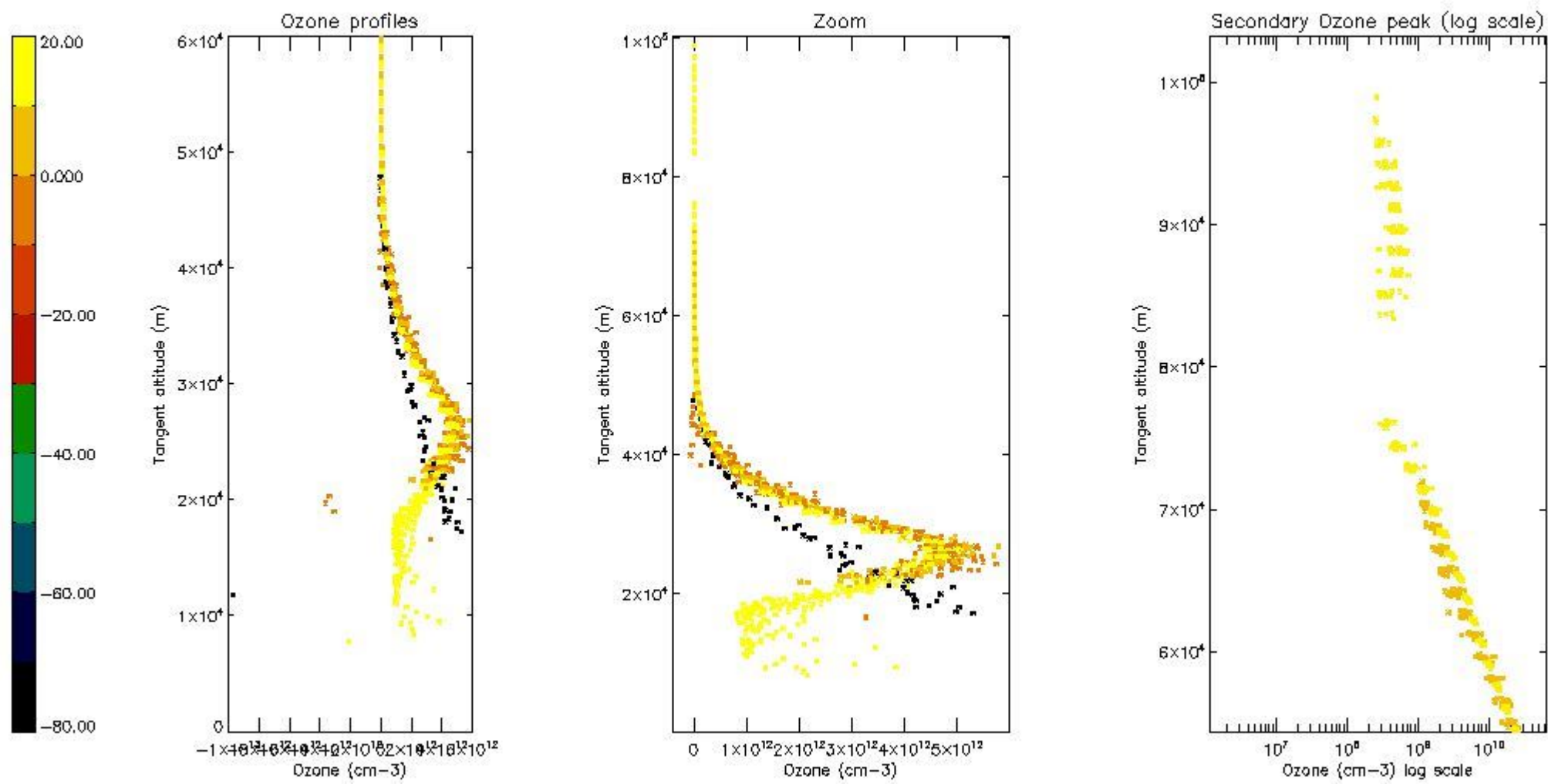
5.2 Plot ozone profiles for all STD (dark without errors)

The colorbar represents the latitude.



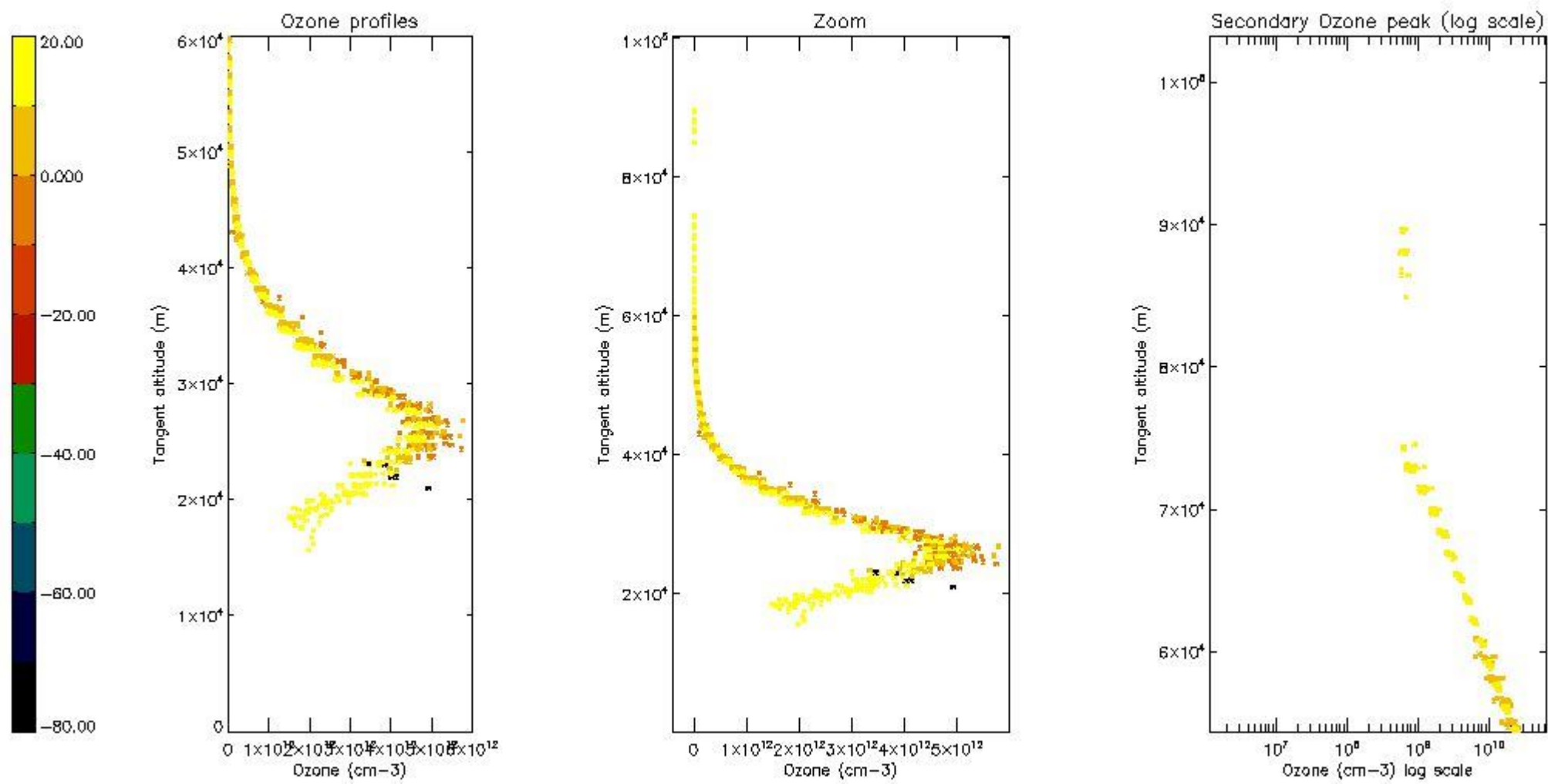
5.3 Plot ozone profiles where STD < 20% (dark without errors)

The colorbar represents the latitude.



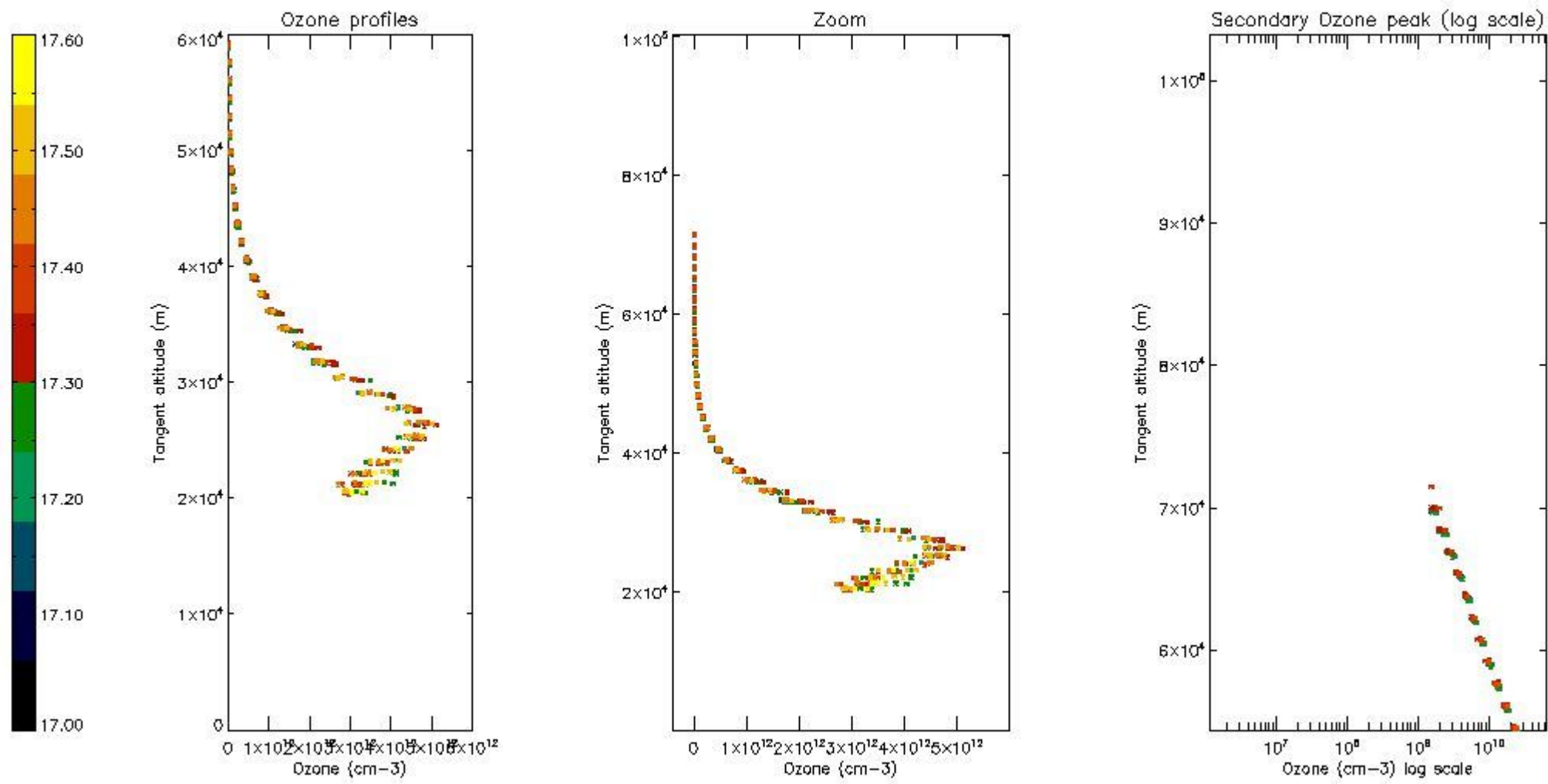
5.4 Plot ozone profiles where STD < 10% (dark without errors)

The colorbar represents the latitude.



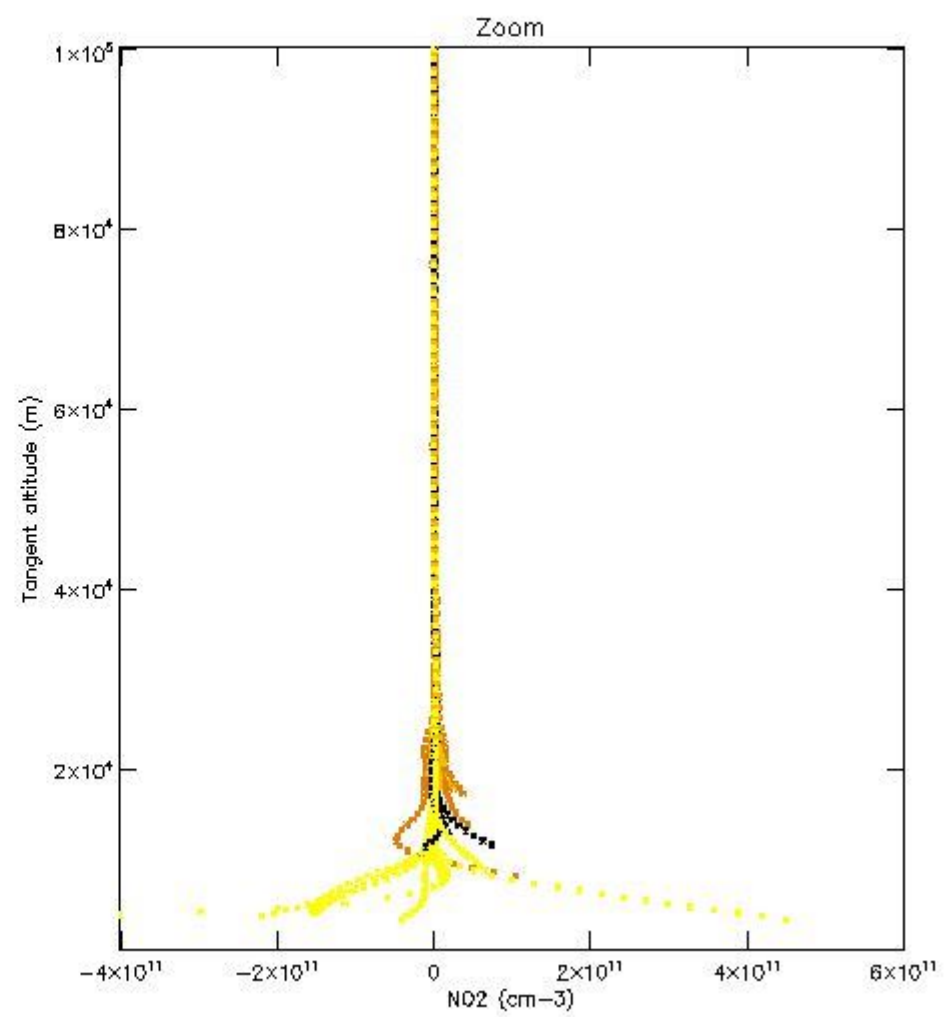
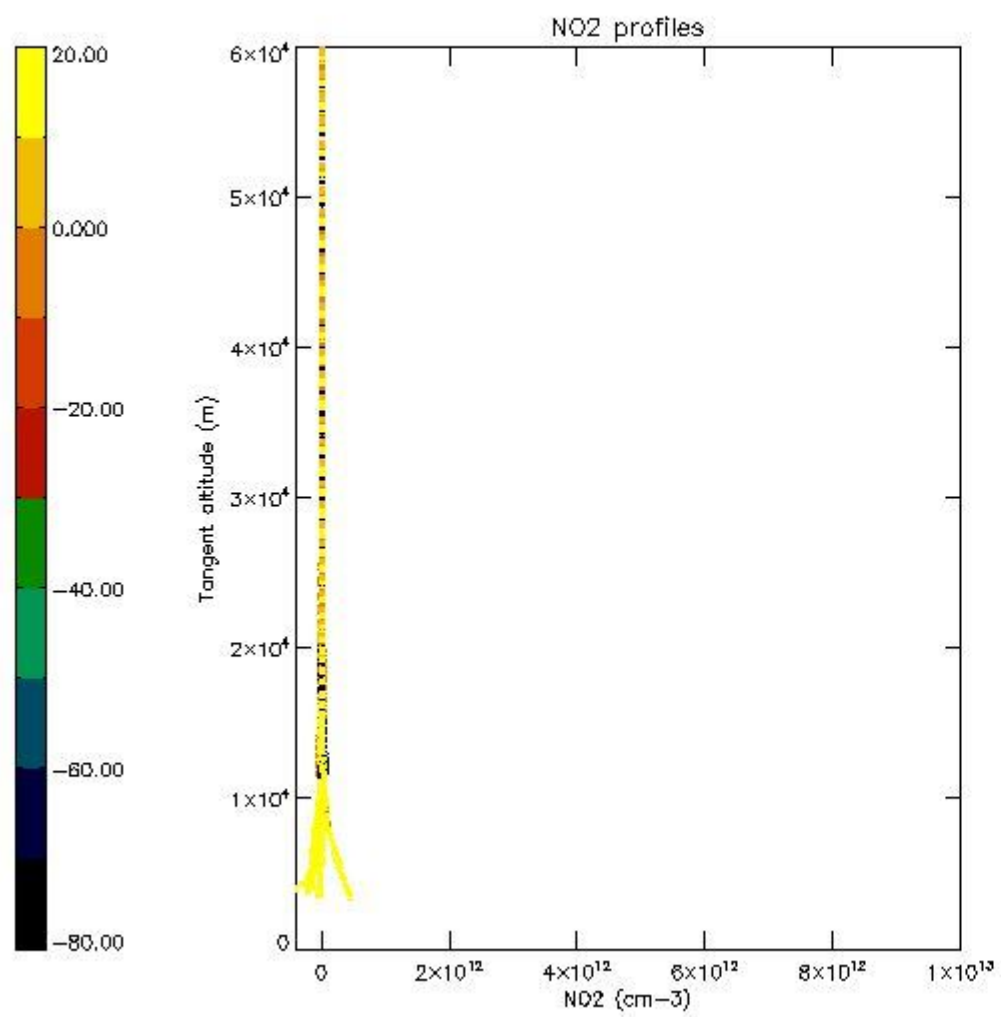
5.5 Plot ozone profiles where STD < 5% (dark without errors)

The colorbar represents the latitude.



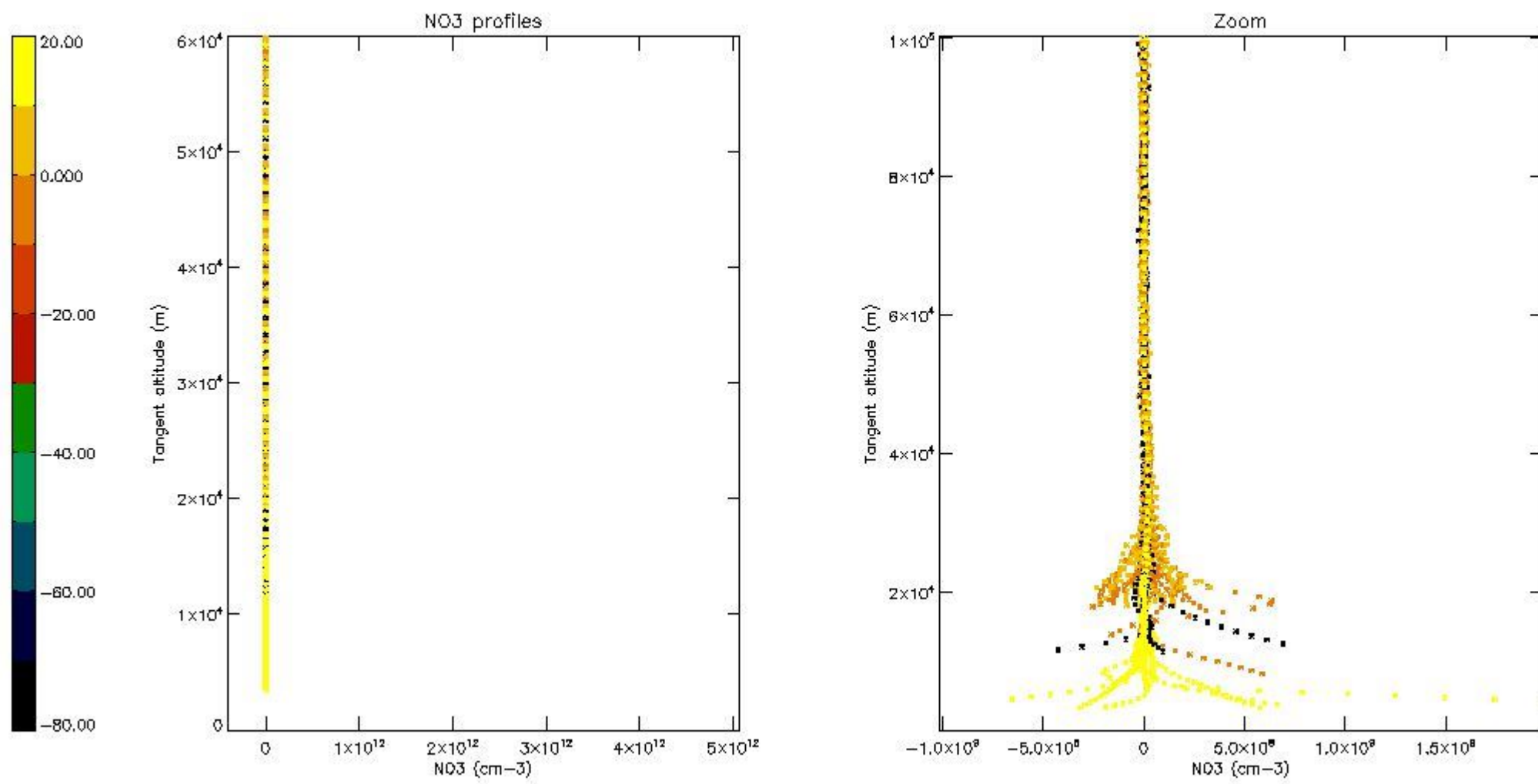
5.6 Plot NO₂ profiles for all STD (dark without errors)

The colorbar represents the latitude.



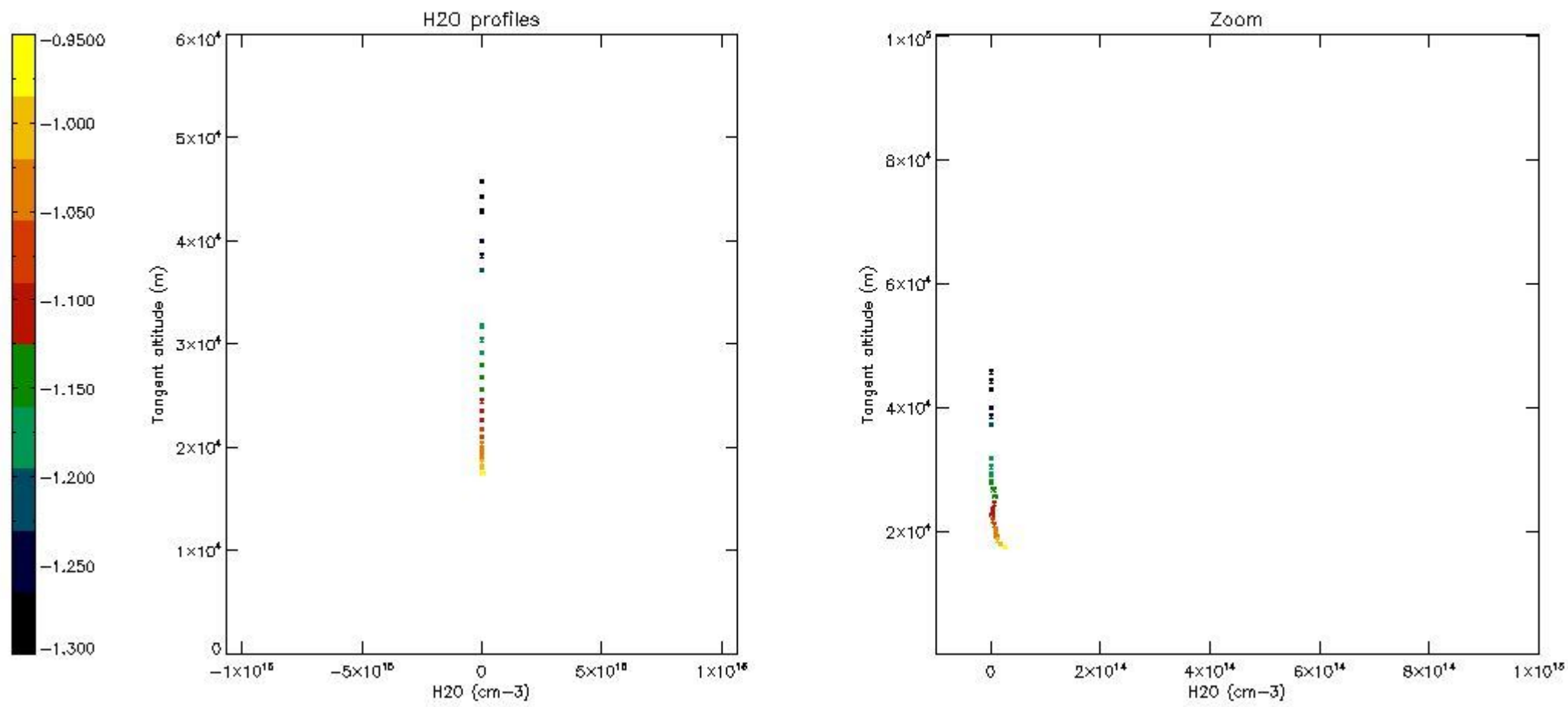
5.7 Plot NO3 profiles for all STD (dark without errors)

The colorbar represents the latitude.



5.8 Plot H2O profiles for all STD (only for occultations of stars 1,2,3,4,13,14,16,26,63 dark without errors)

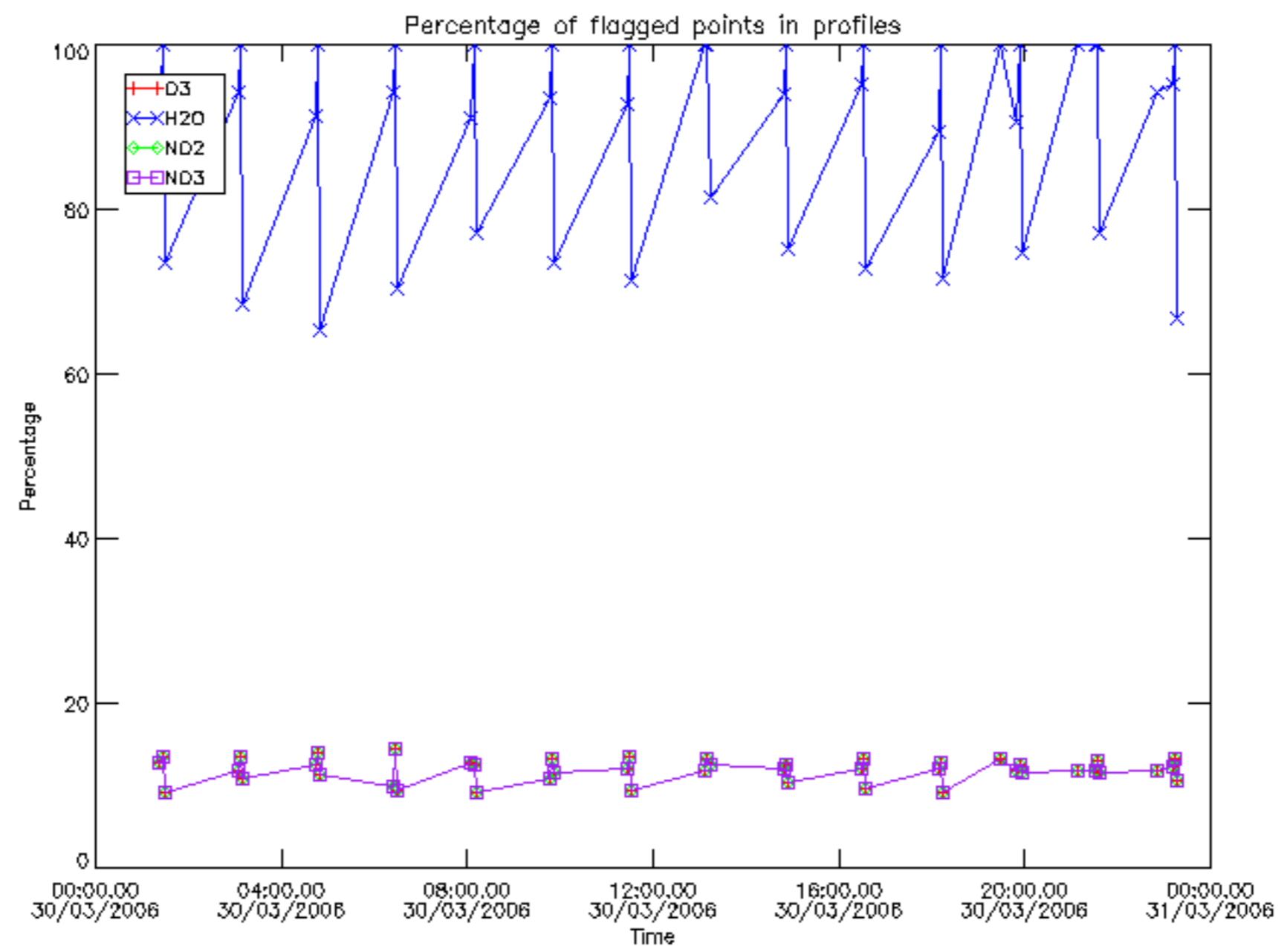
The colorbar represents the latitude.



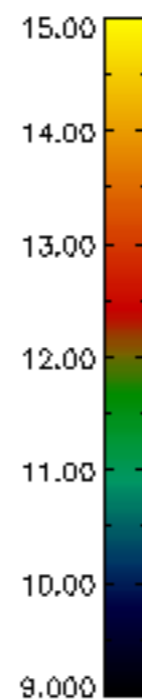
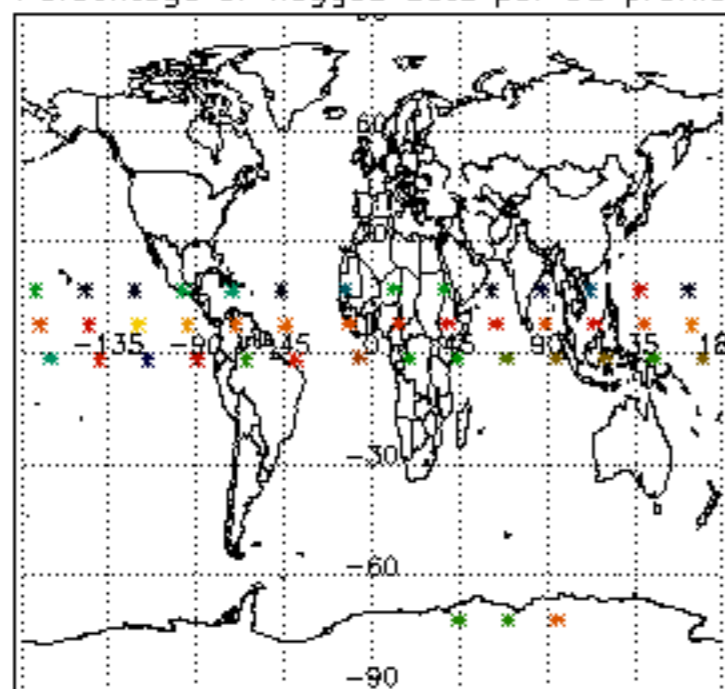
6. Auxiliary Data Files used for the production reported in section 2

The number reported in the third column indicates since which file (see list in section 2) the corresponding auxiliary file has been used. The fourth column is the date of those product files.

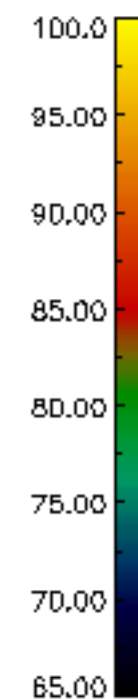
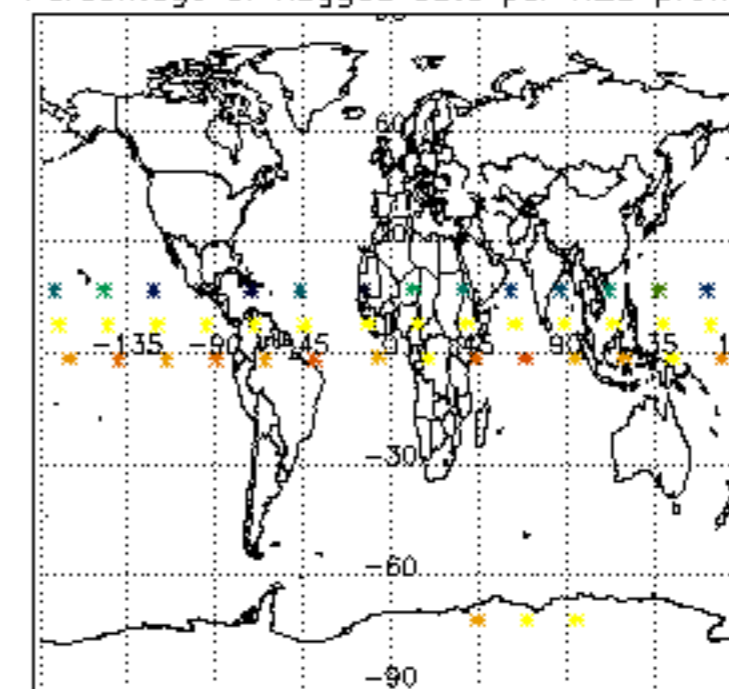
Type	Auxiliary Filename	Used since product	Used since product date
INST_PHYS_CHARACTERISTICS	GOM_INS_AXVIEC20091111_143220_20030716_120000_20500101_000000	1	30-MAR-2006 00:01:24
LEVEL-2_PROC_CONFIG	GOM_PR2_AXVIEC20091111_152718_20020301_000000_20500101_000000	1	30-MAR-2006 00:01:24
CROSS_SECTIONS_FILE	GOM_CRS_AXVIEC20091111_154832_20020301_000000_20500101_000000	1	30-MAR-2006 00:01:24



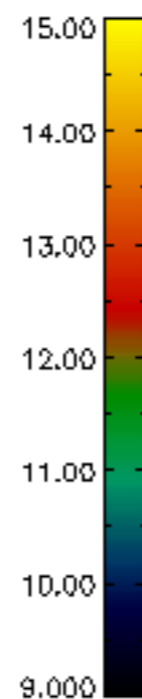
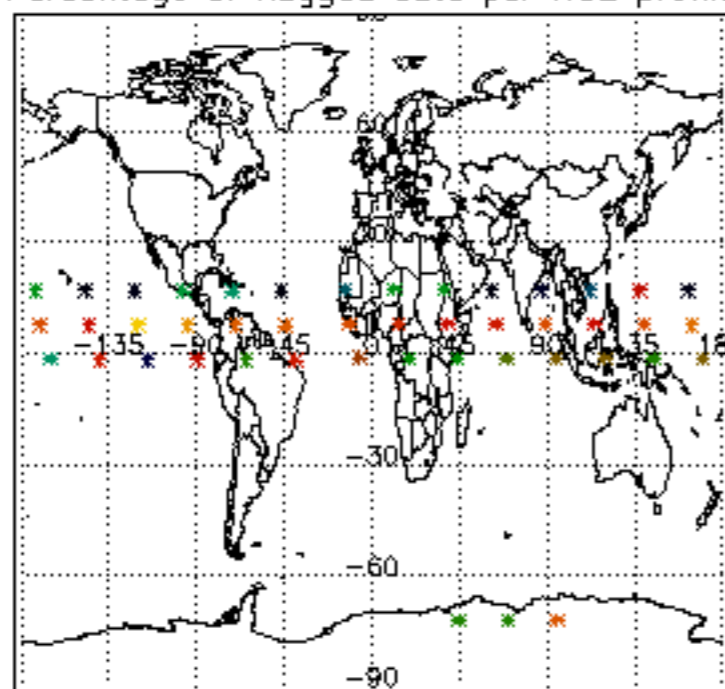
Percentage of flagged data per D3 profile



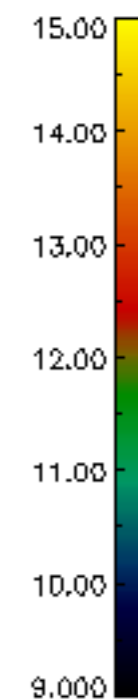
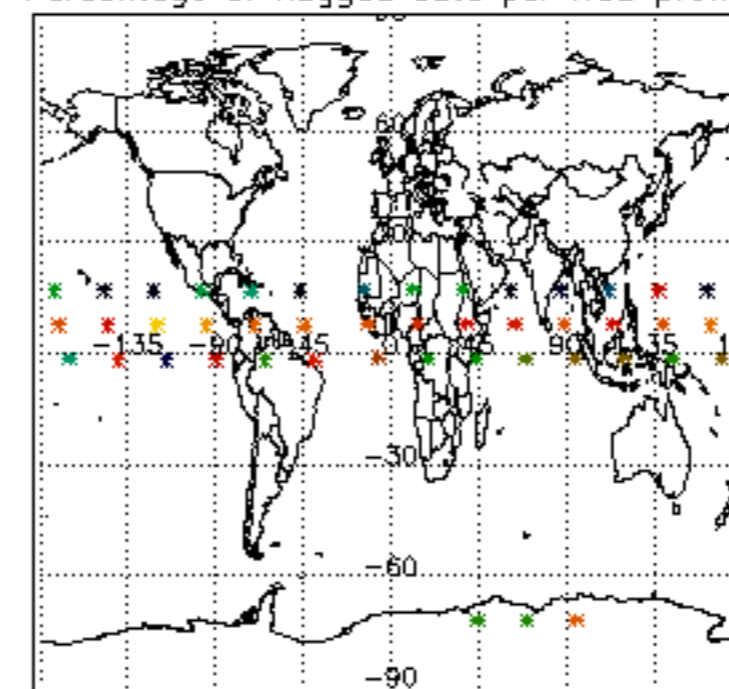
Percentage of flagged data per H2O profile

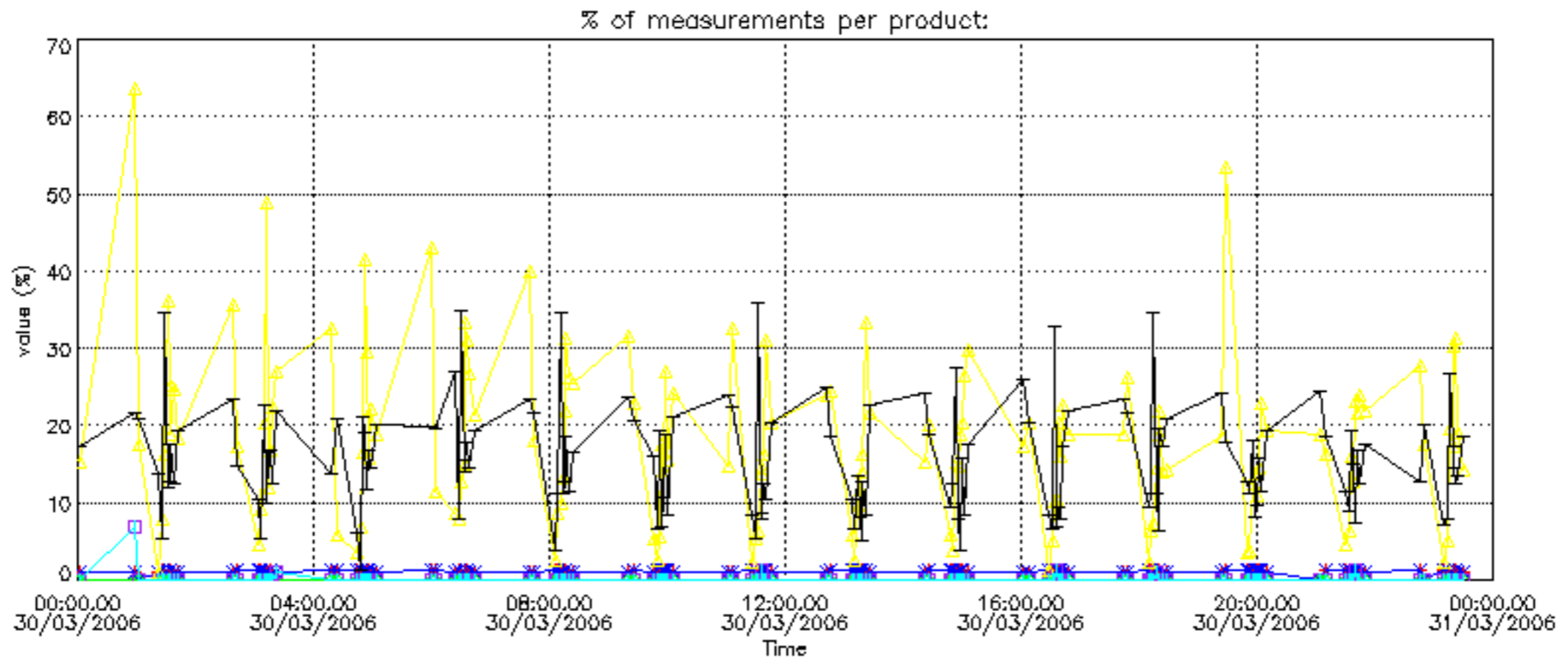


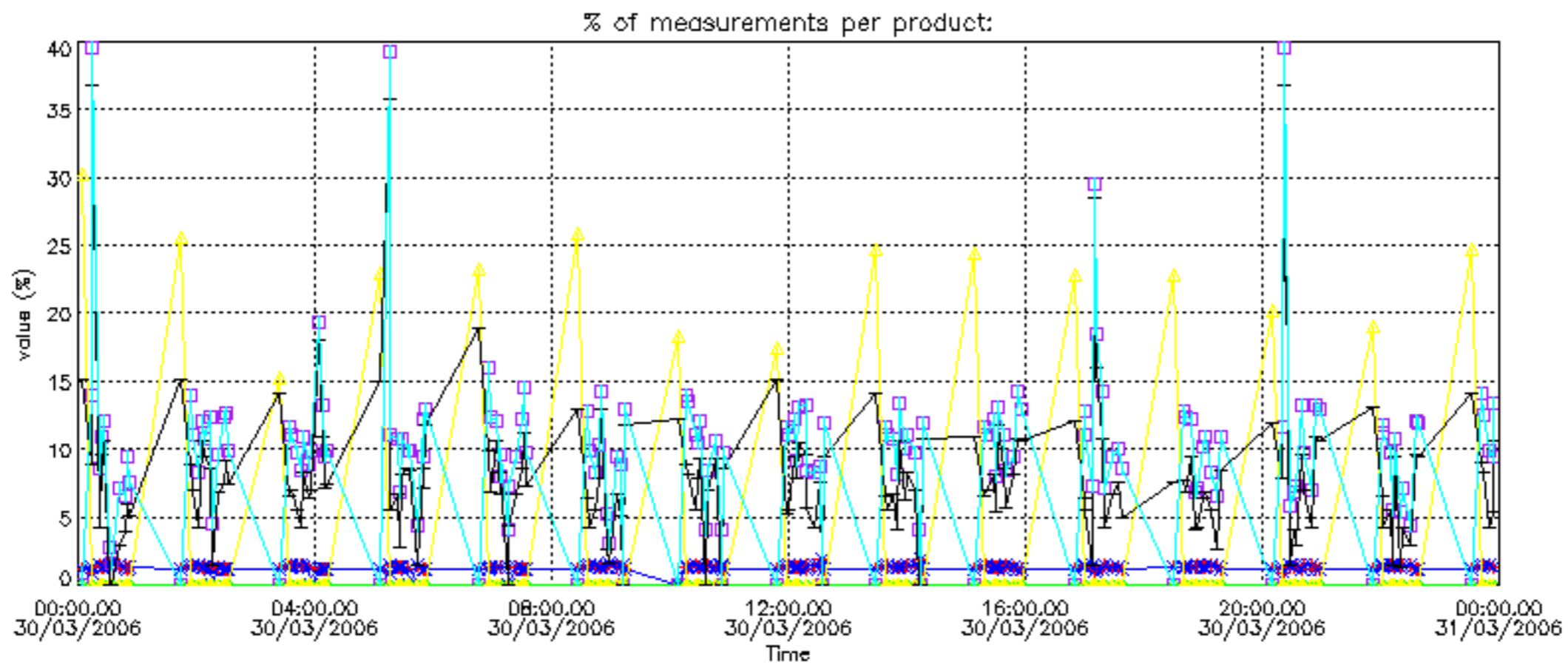
Percentage of flagged data per NO2 profile



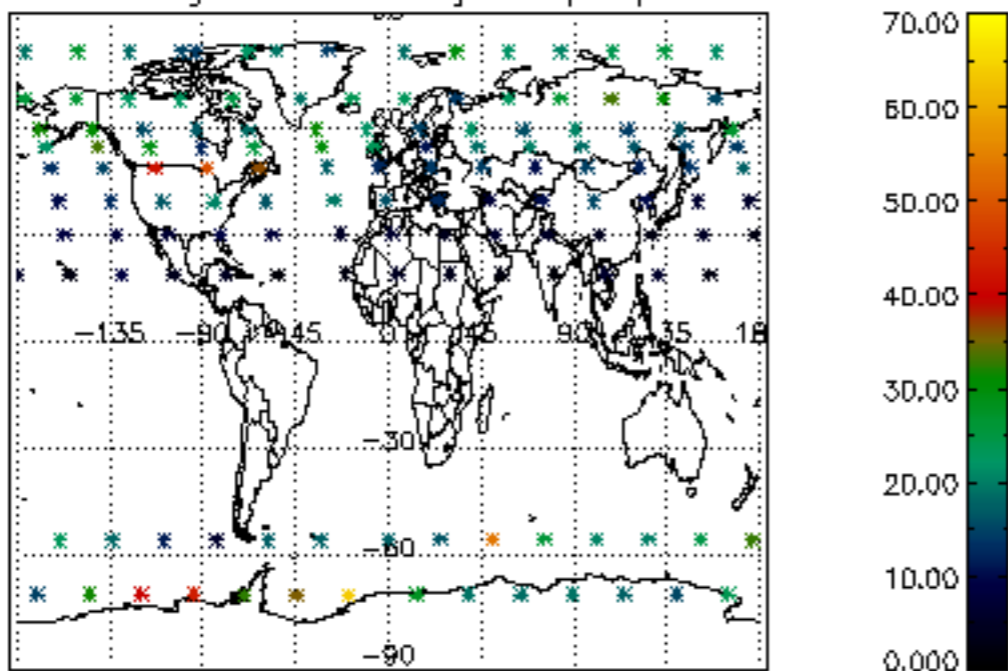
Percentage of flagged data per NO3 profile



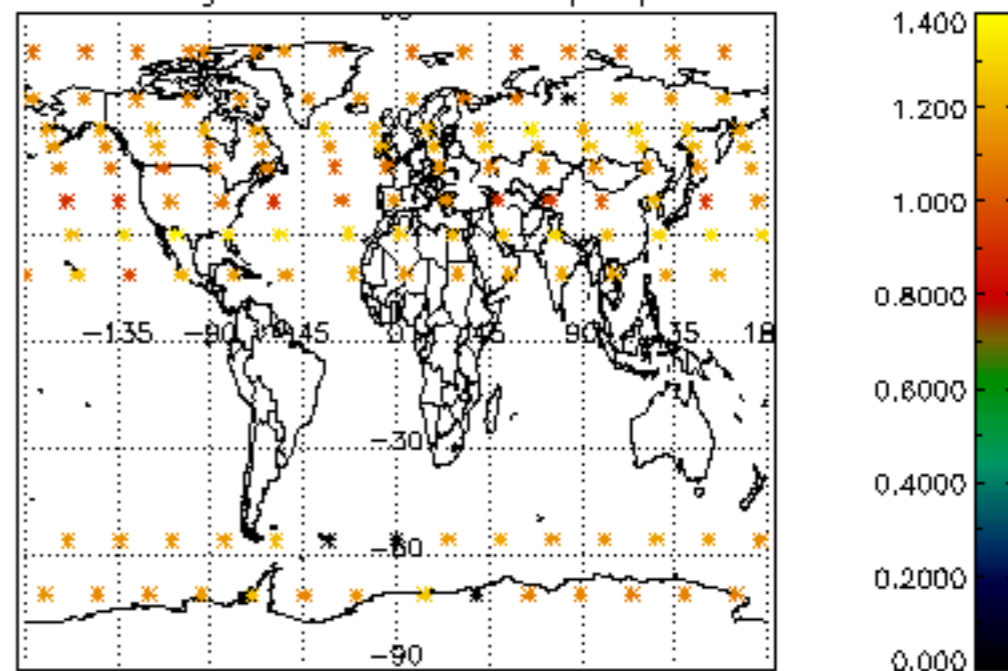




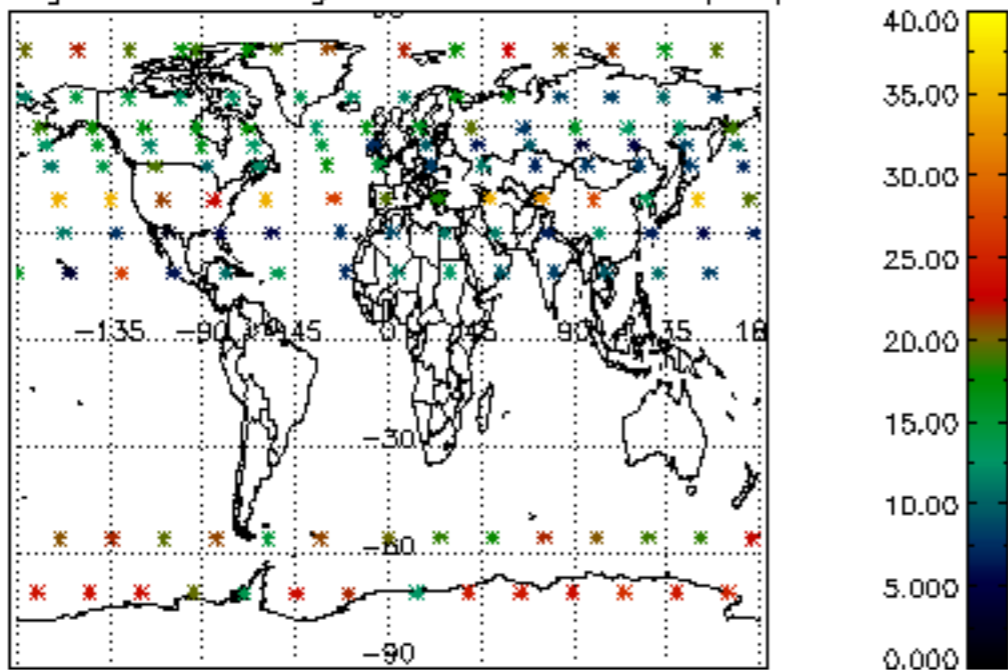
Percentage of cosmic ray hits per profile



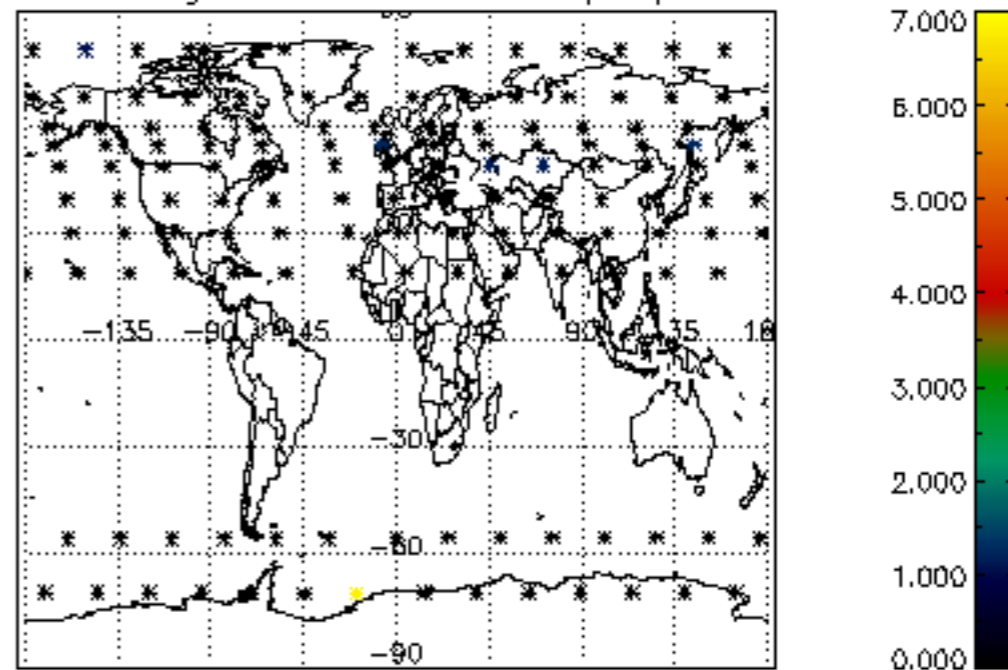
Percentage of datation errors per profile



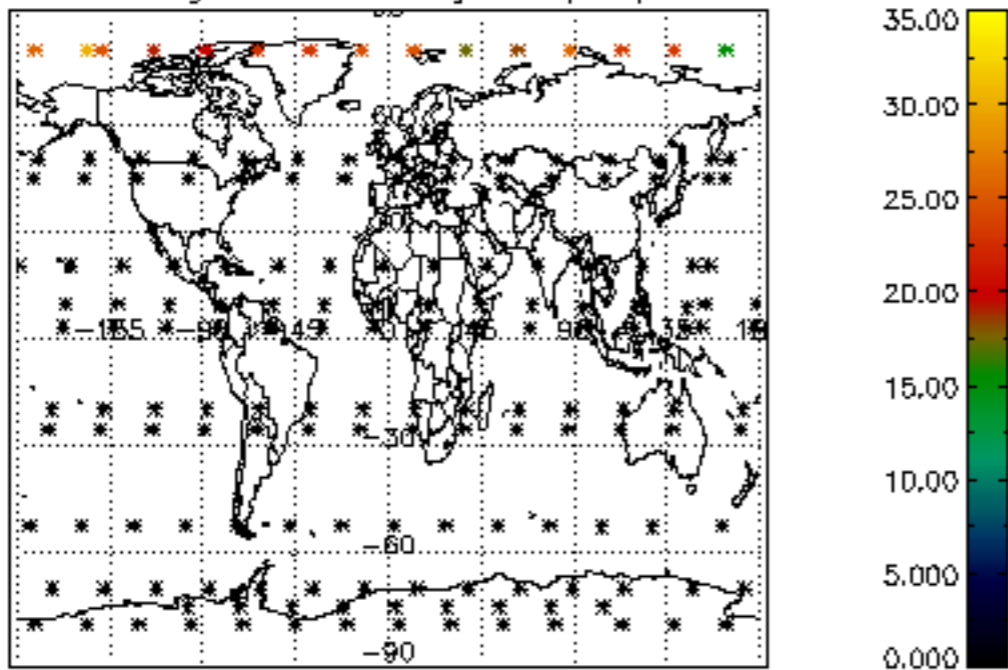
Percentage of star falling outside central band per profile



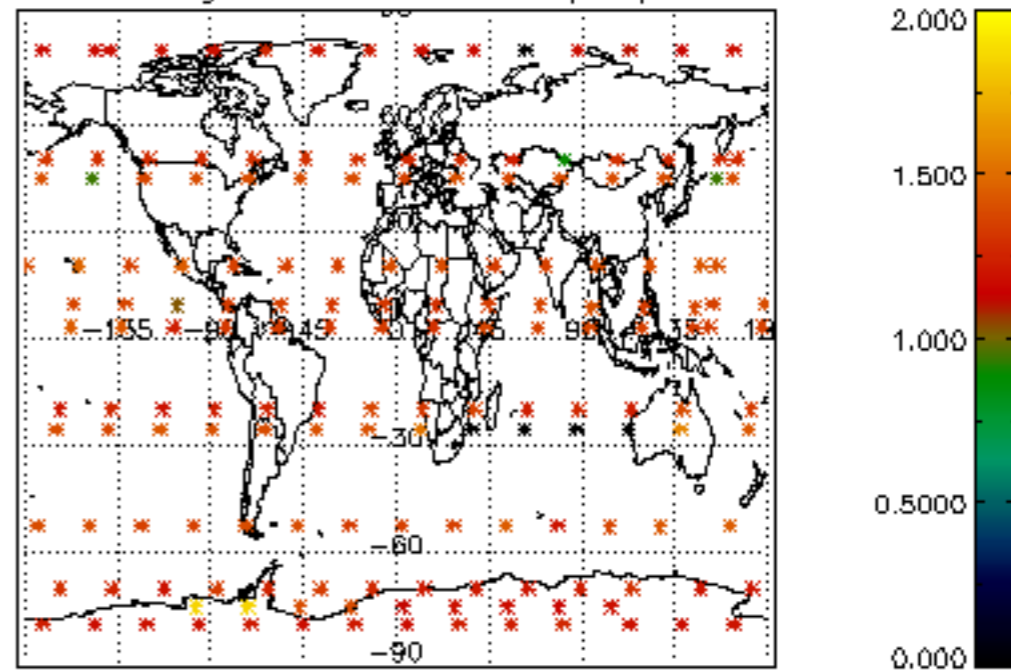
Percentage of saturation errors per profile



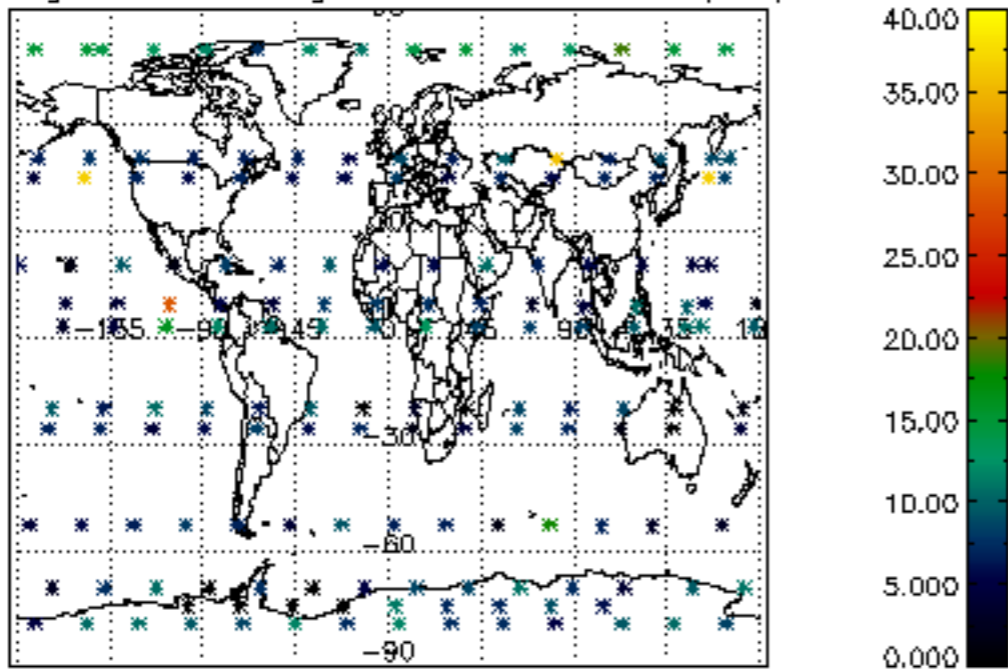
Percentage of cosmic ray hits per profile



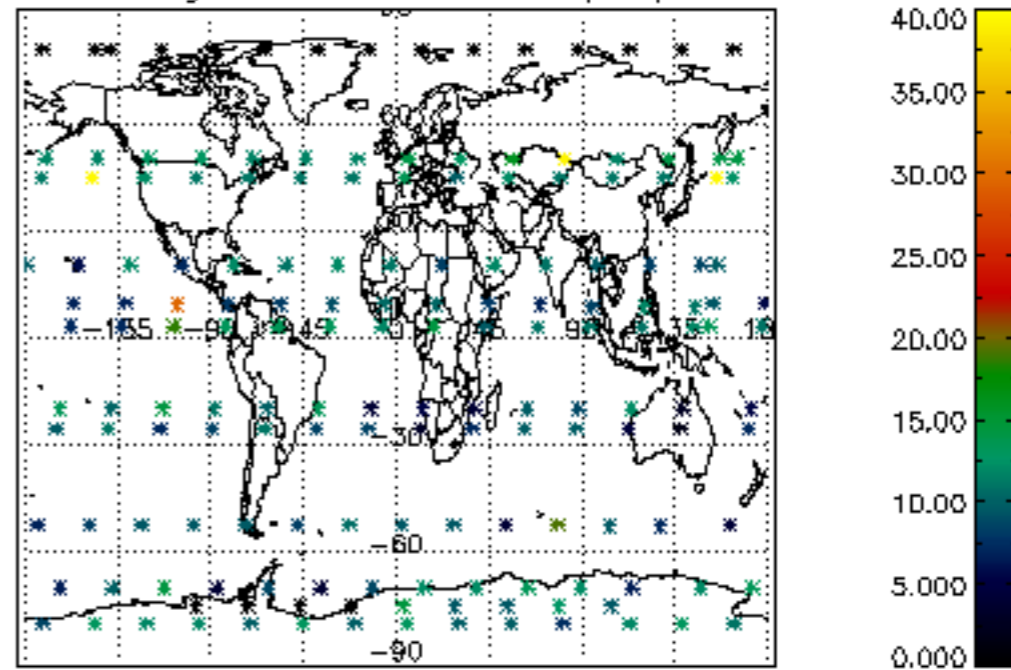
Percentage of datation errors per profile

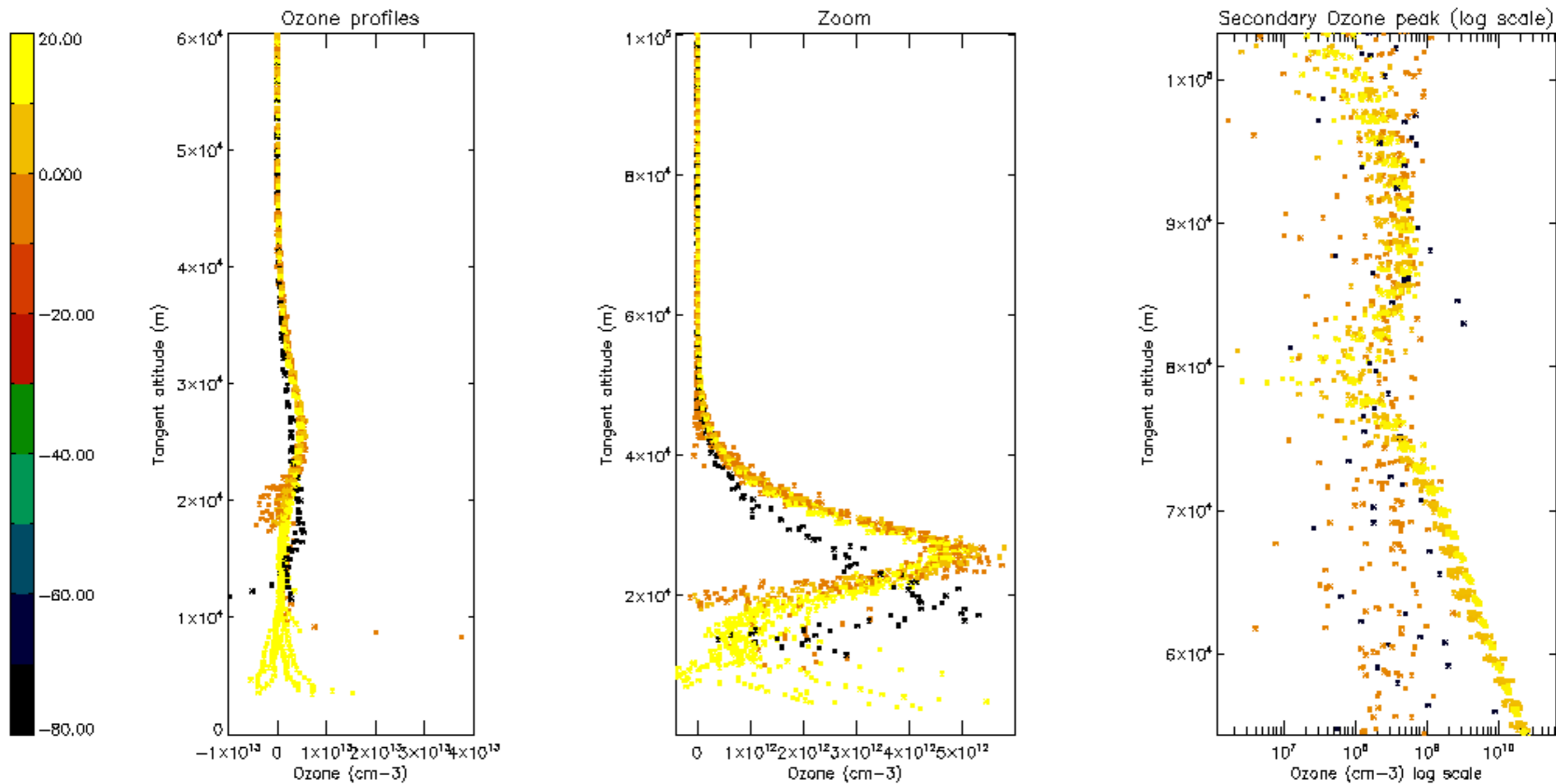


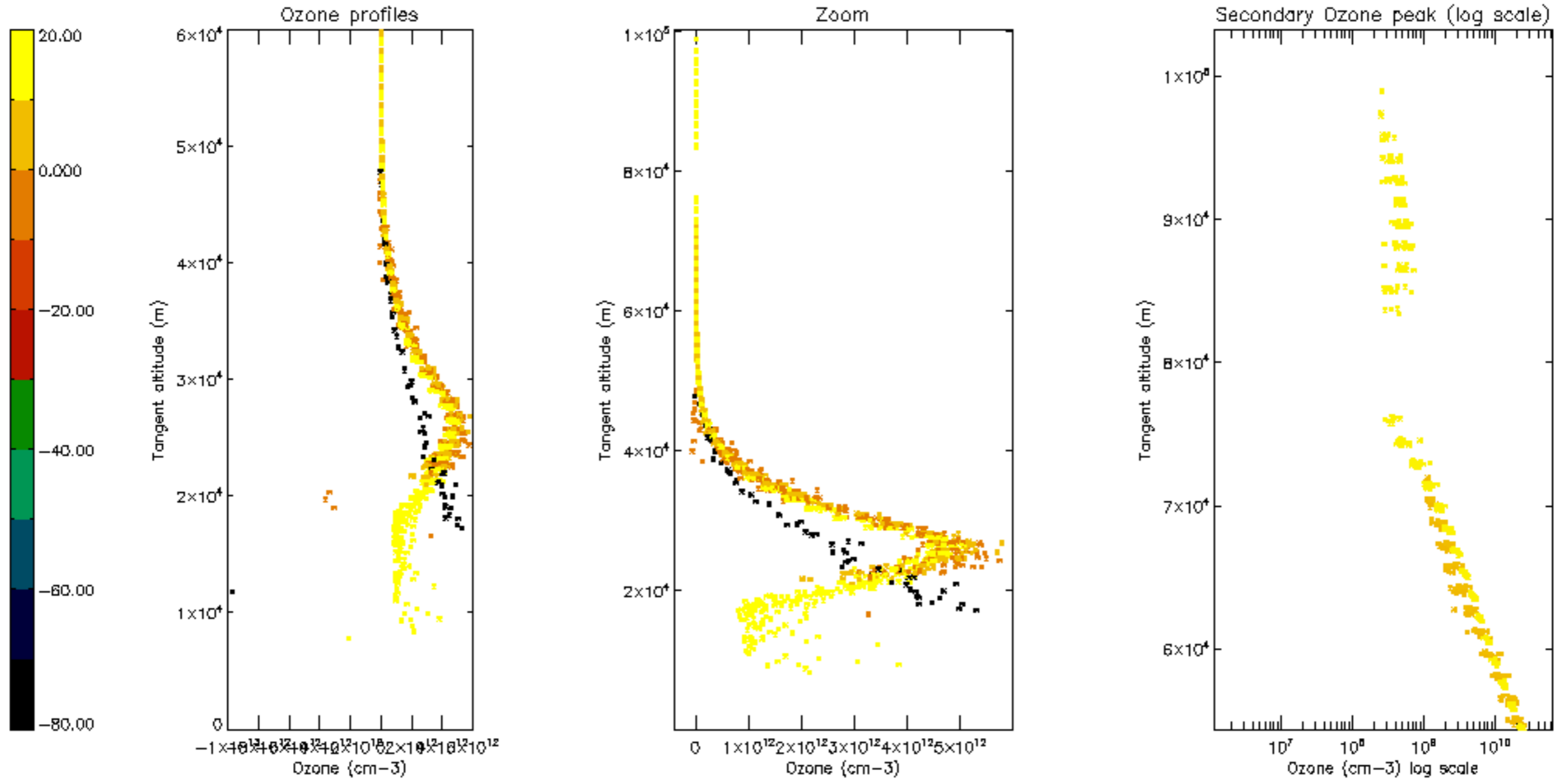
Percentage of star falling outside central band per profile

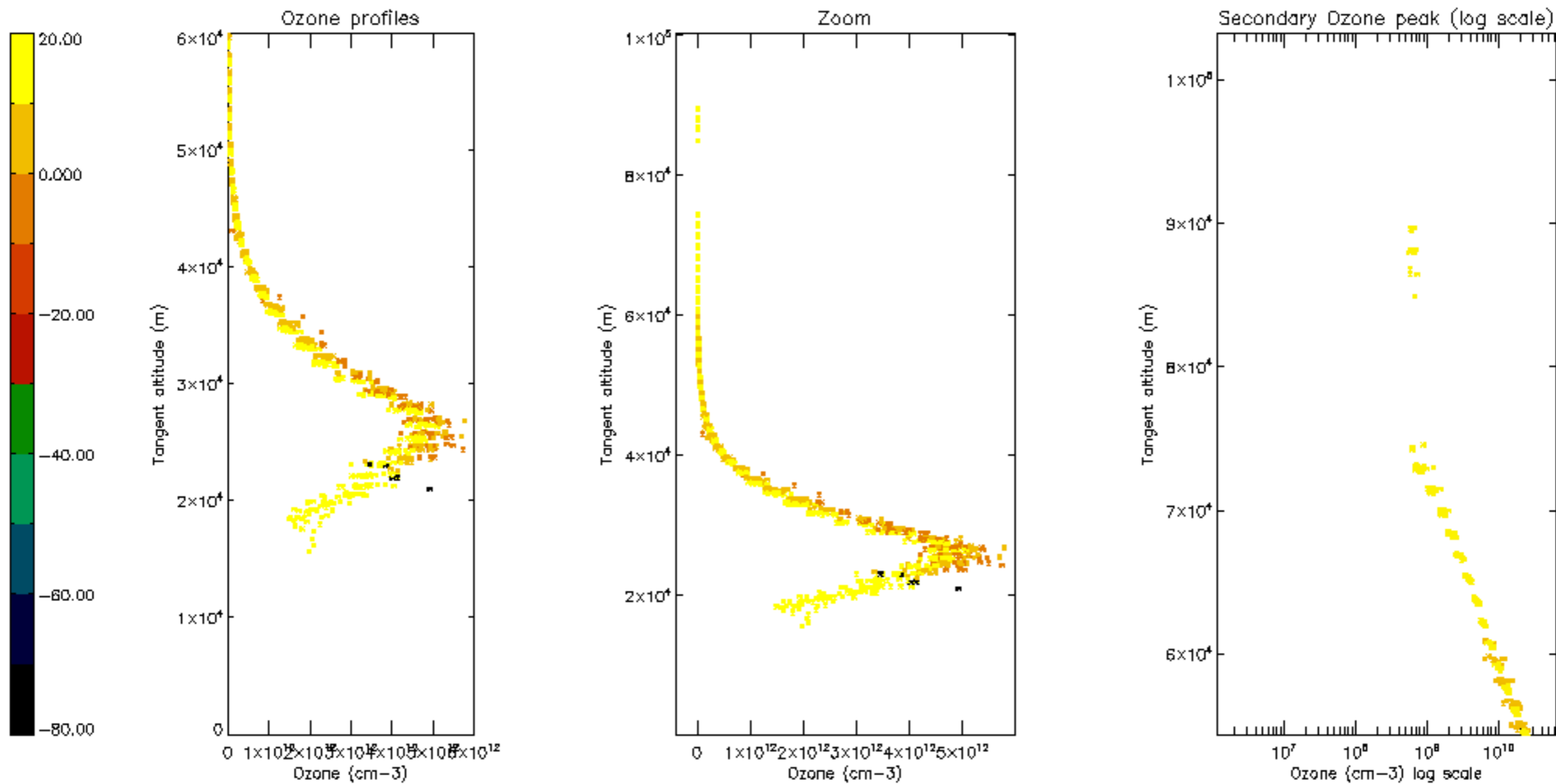


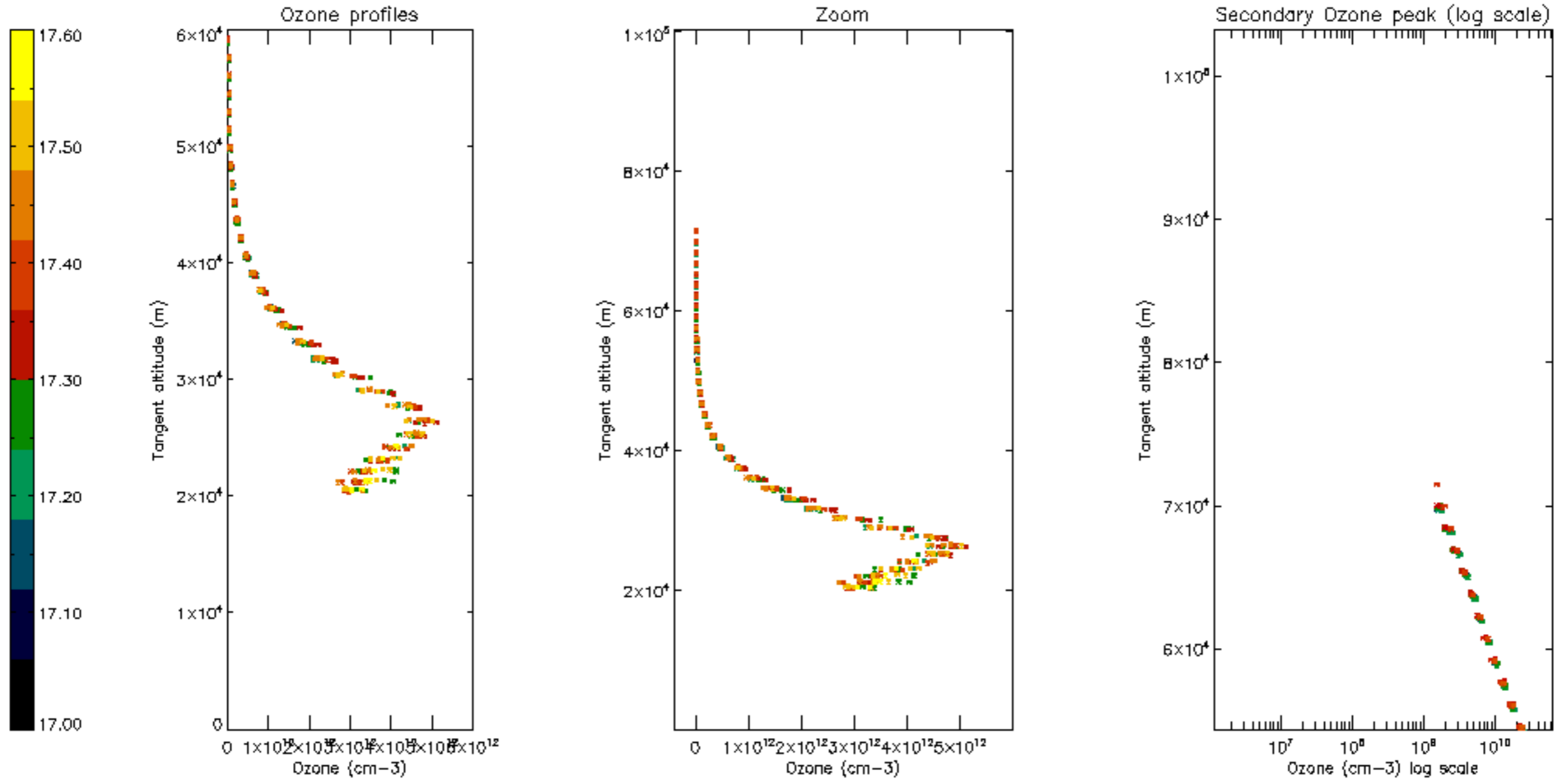
Percentage of saturation errors per profile

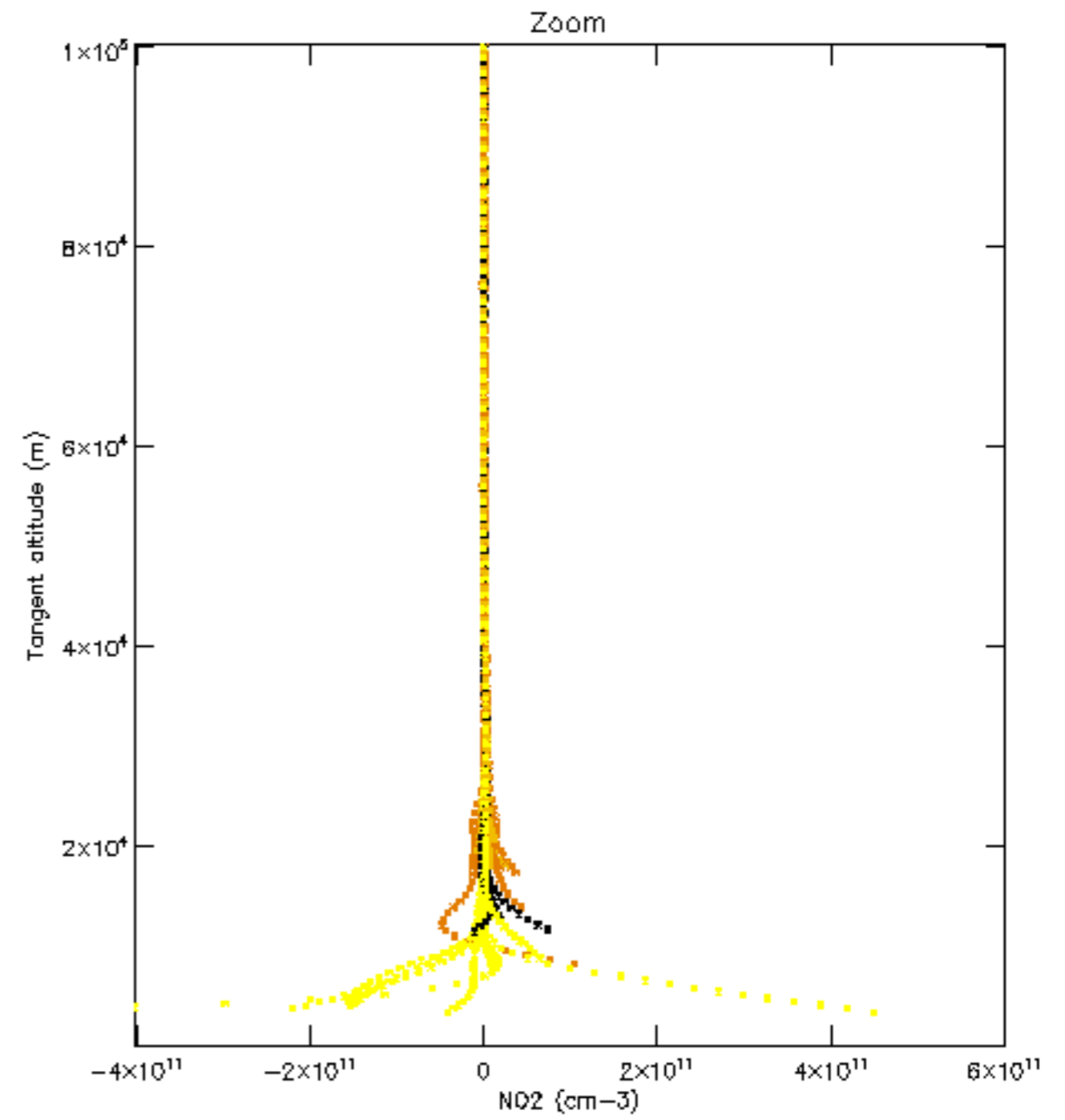
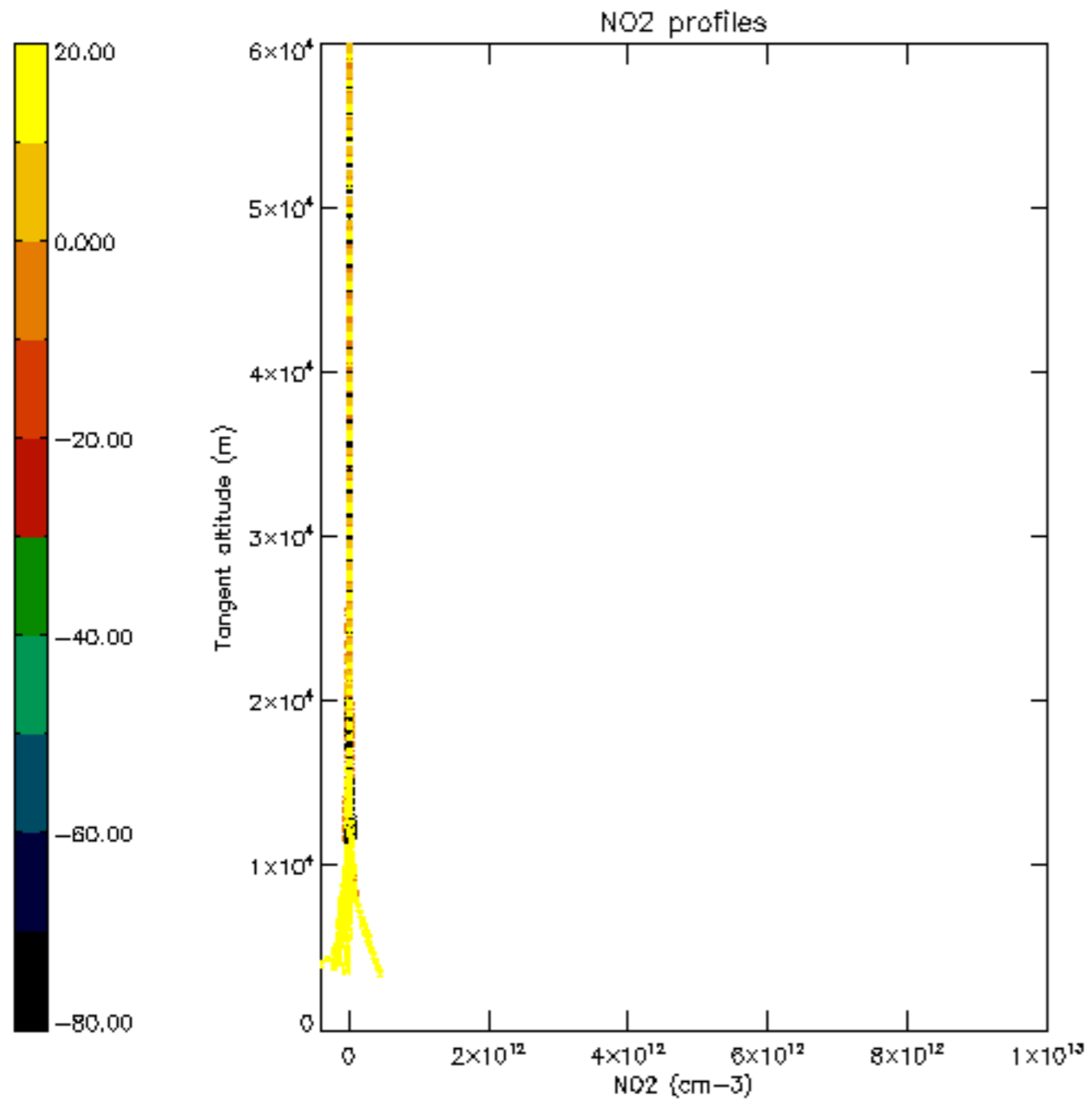


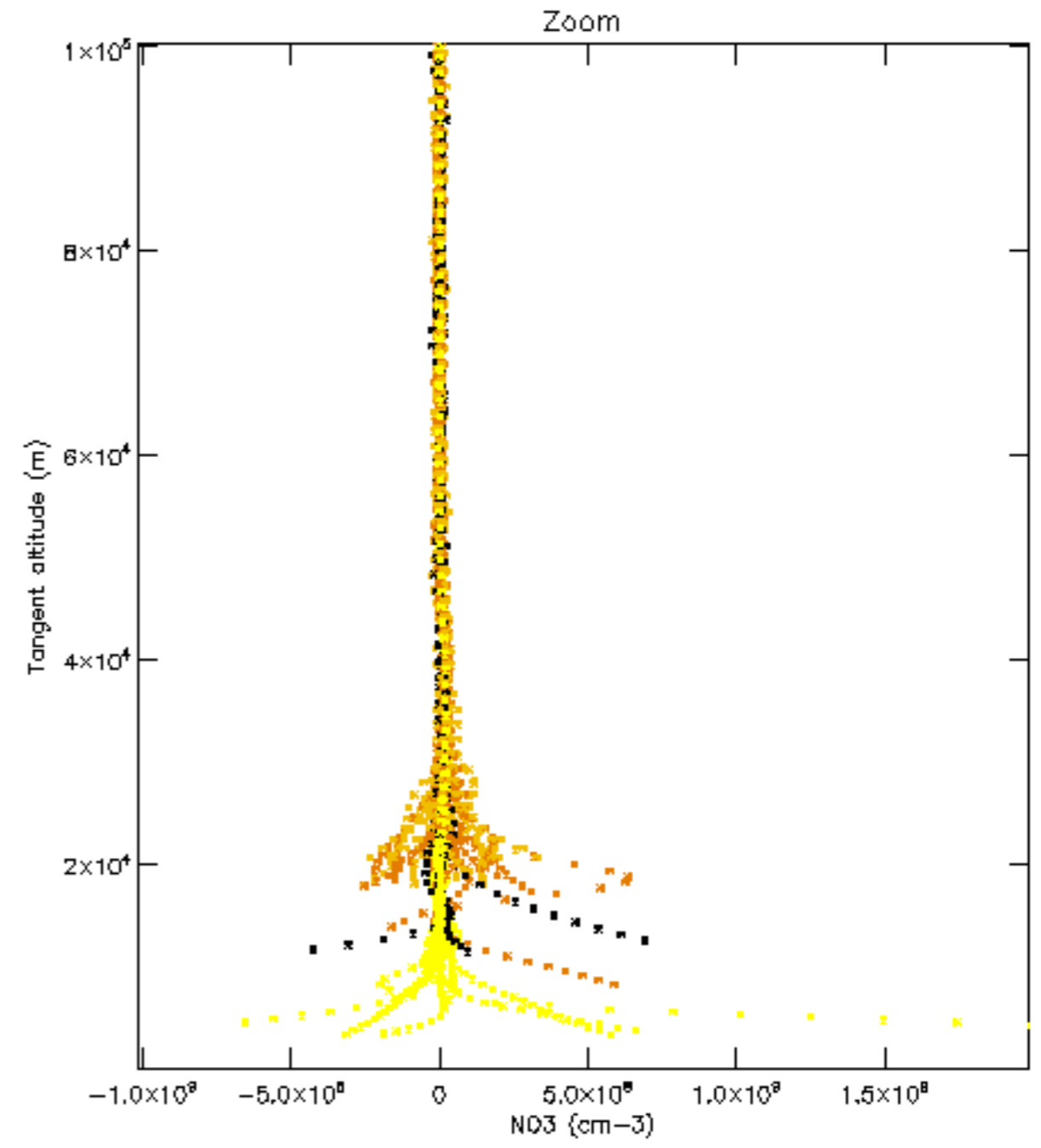
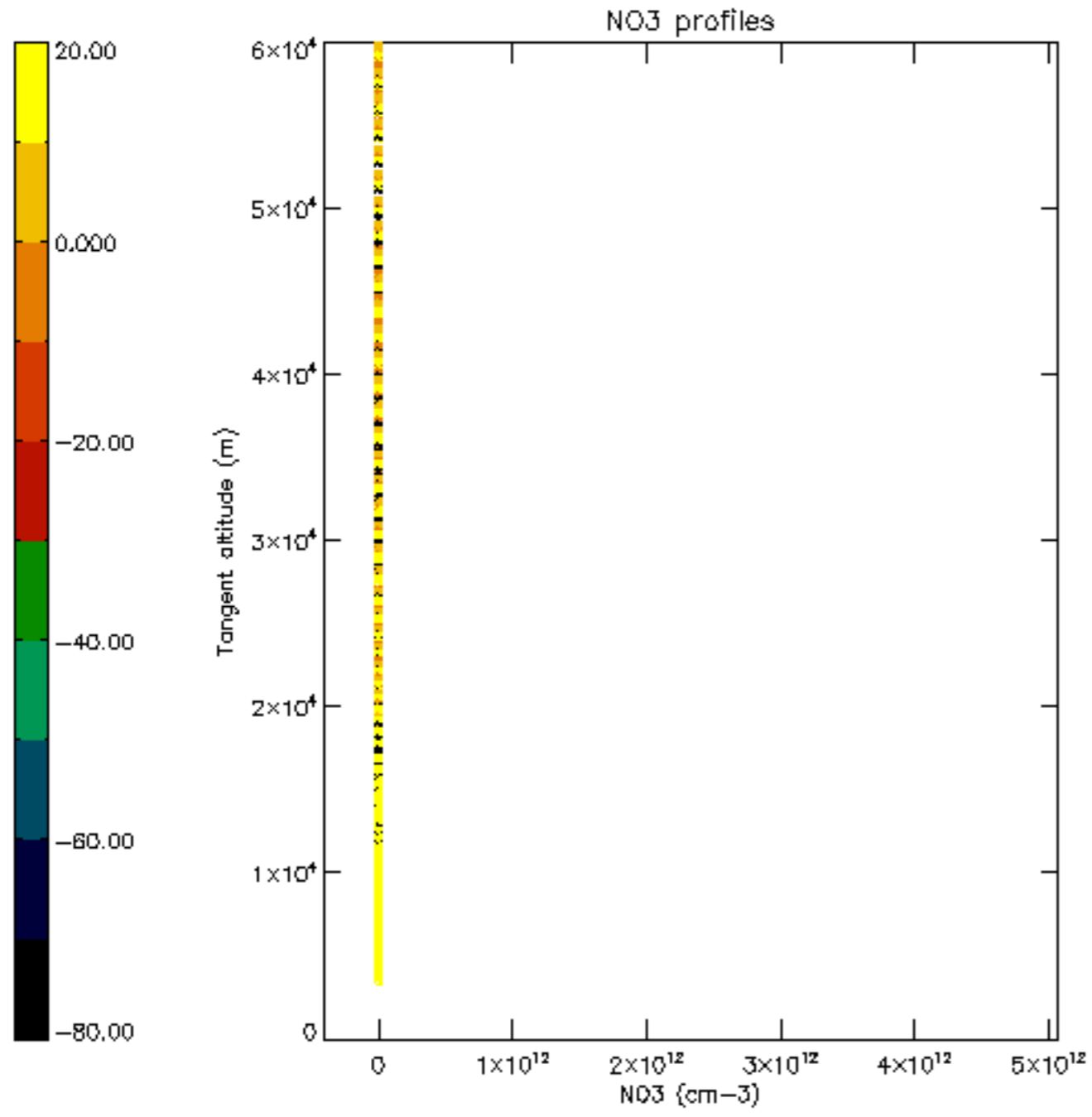


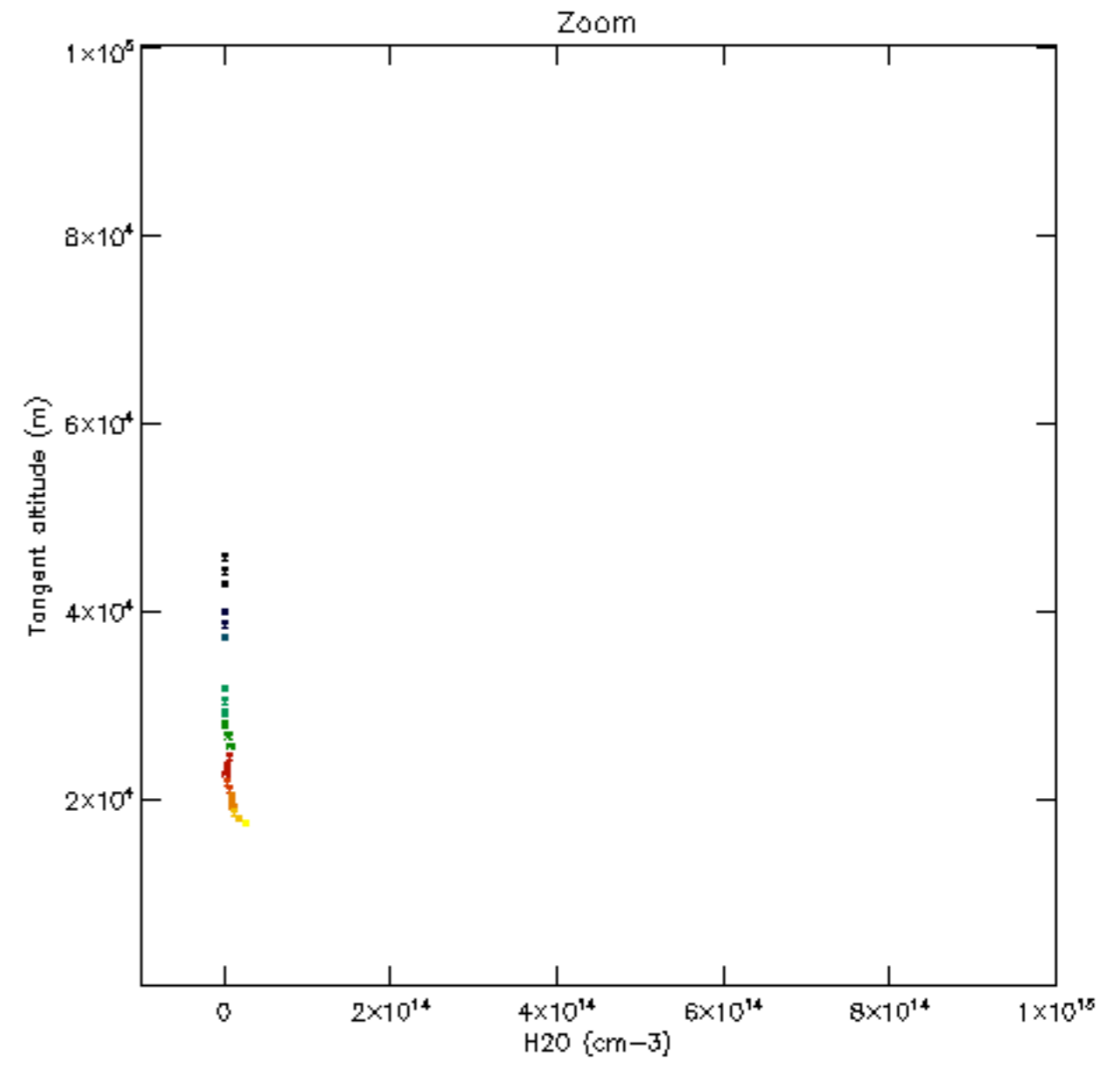
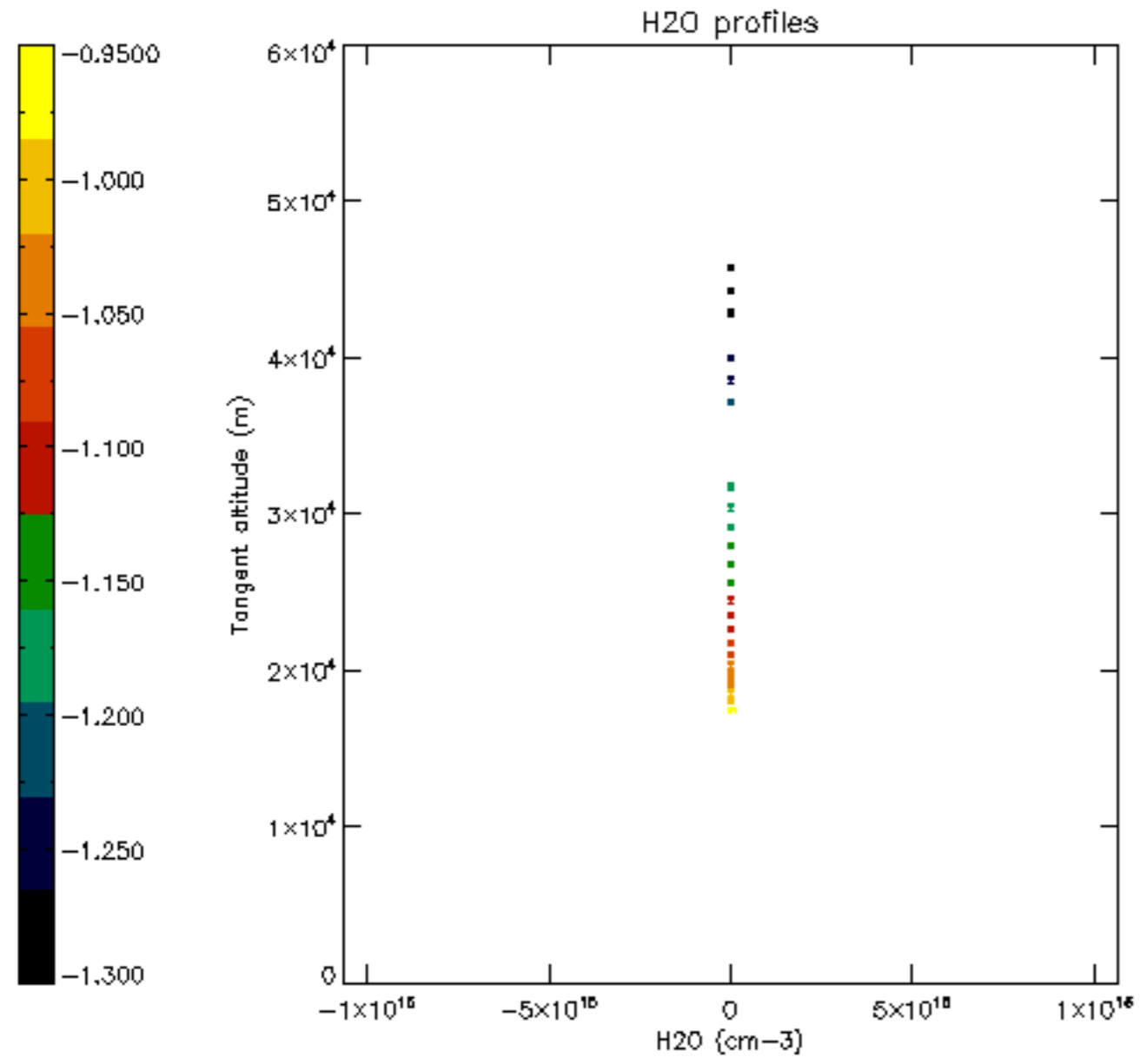


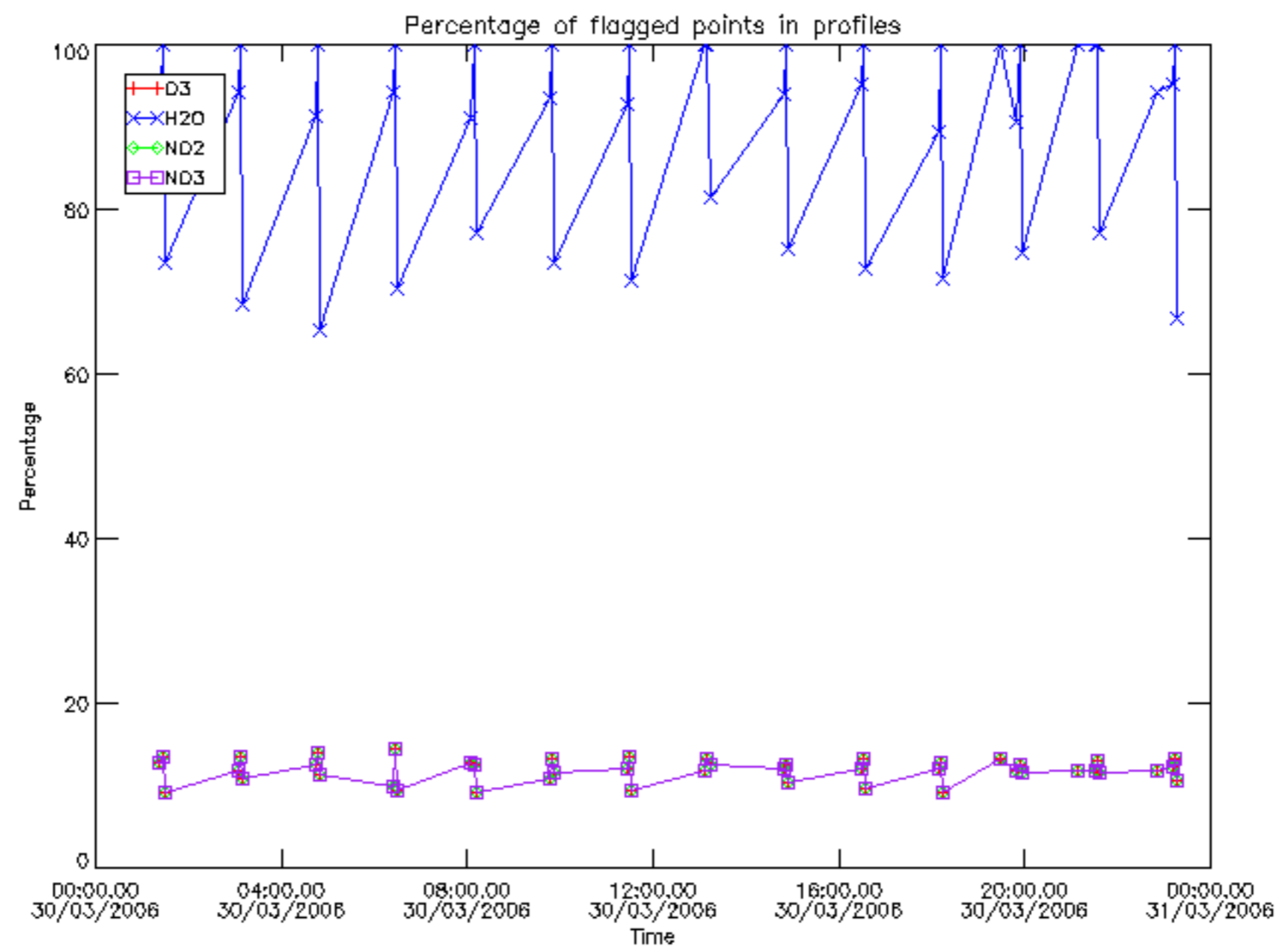




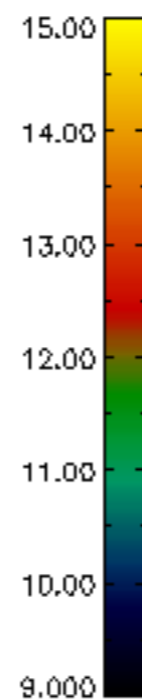
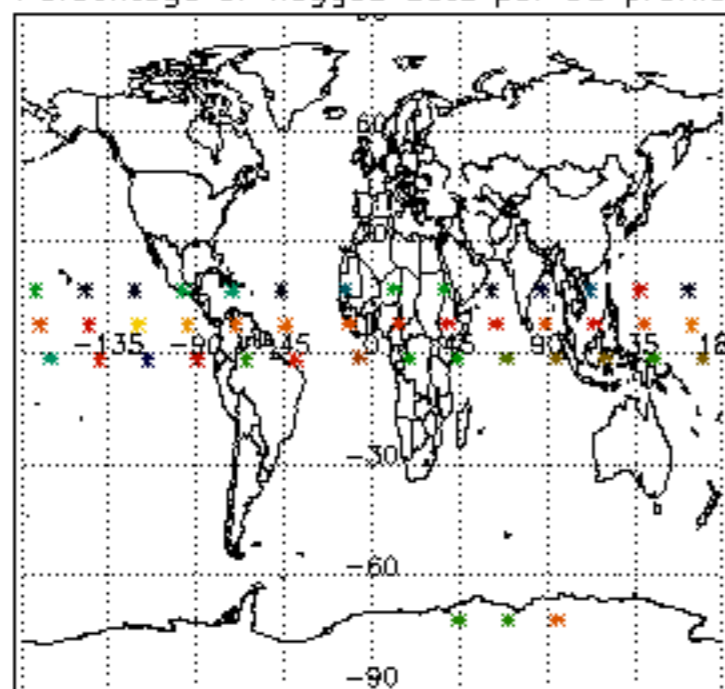




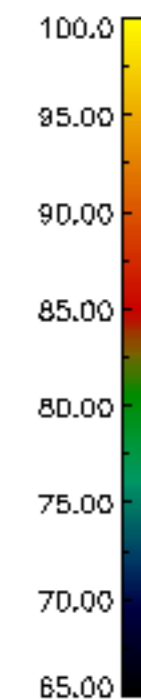
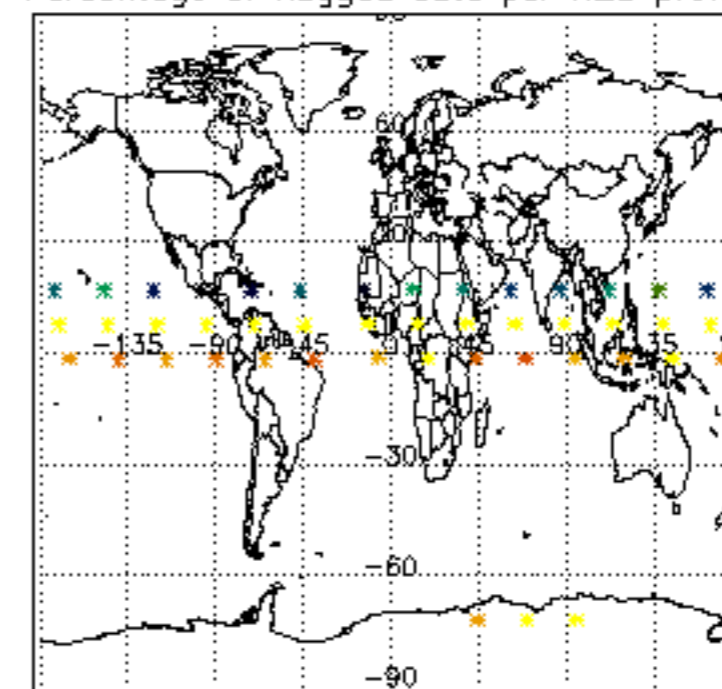




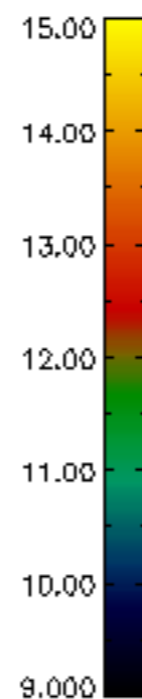
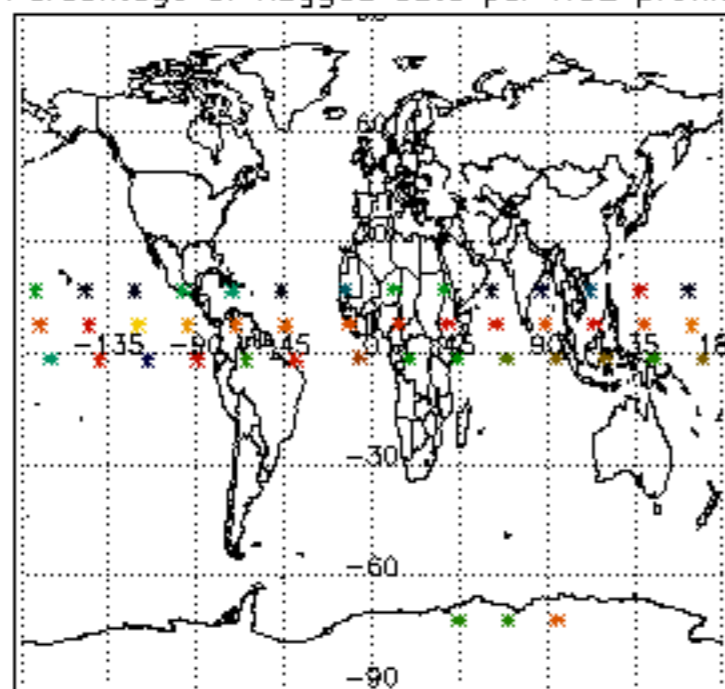
Percentage of flagged data per D3 profile



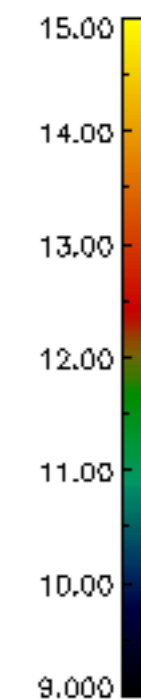
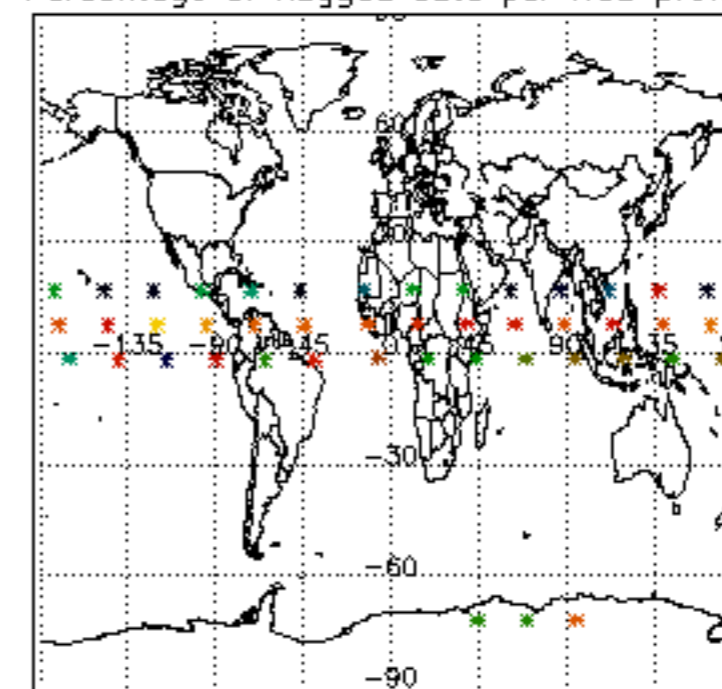
Percentage of flagged data per H2O profile

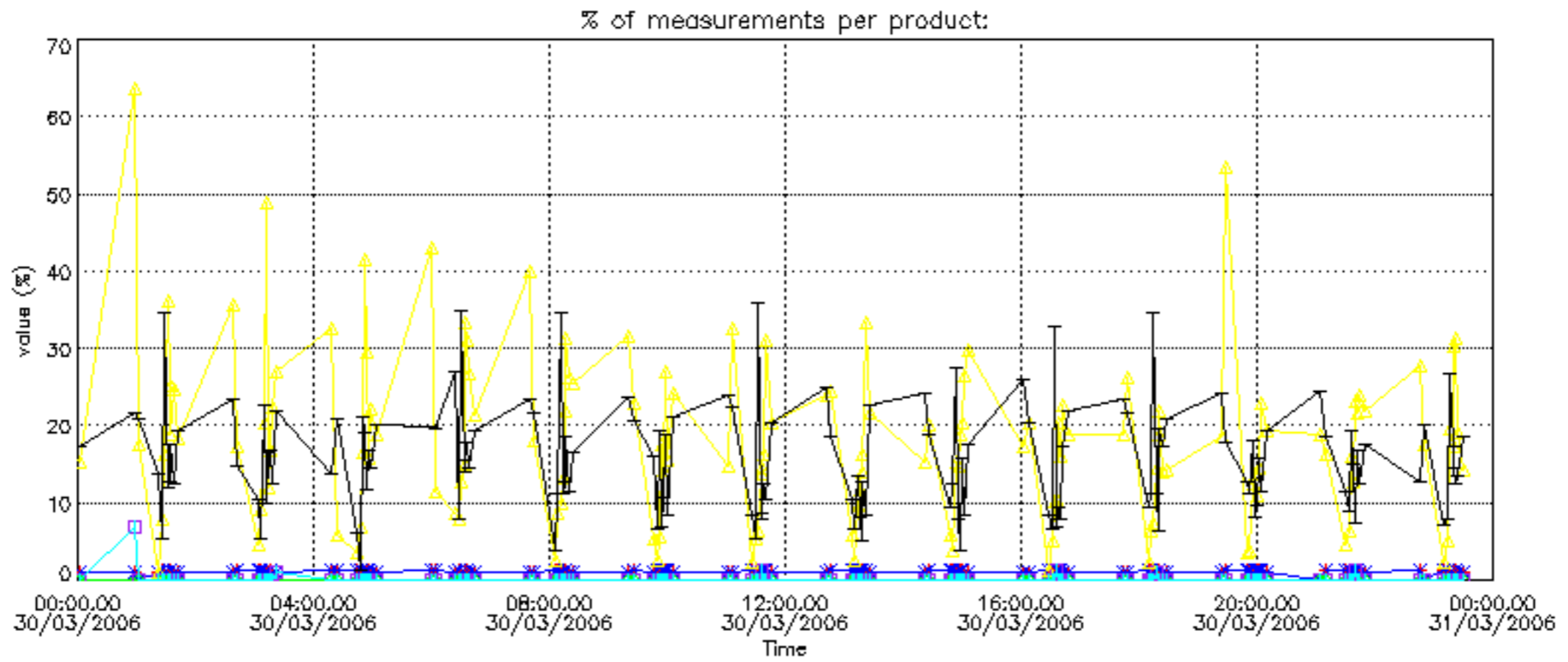


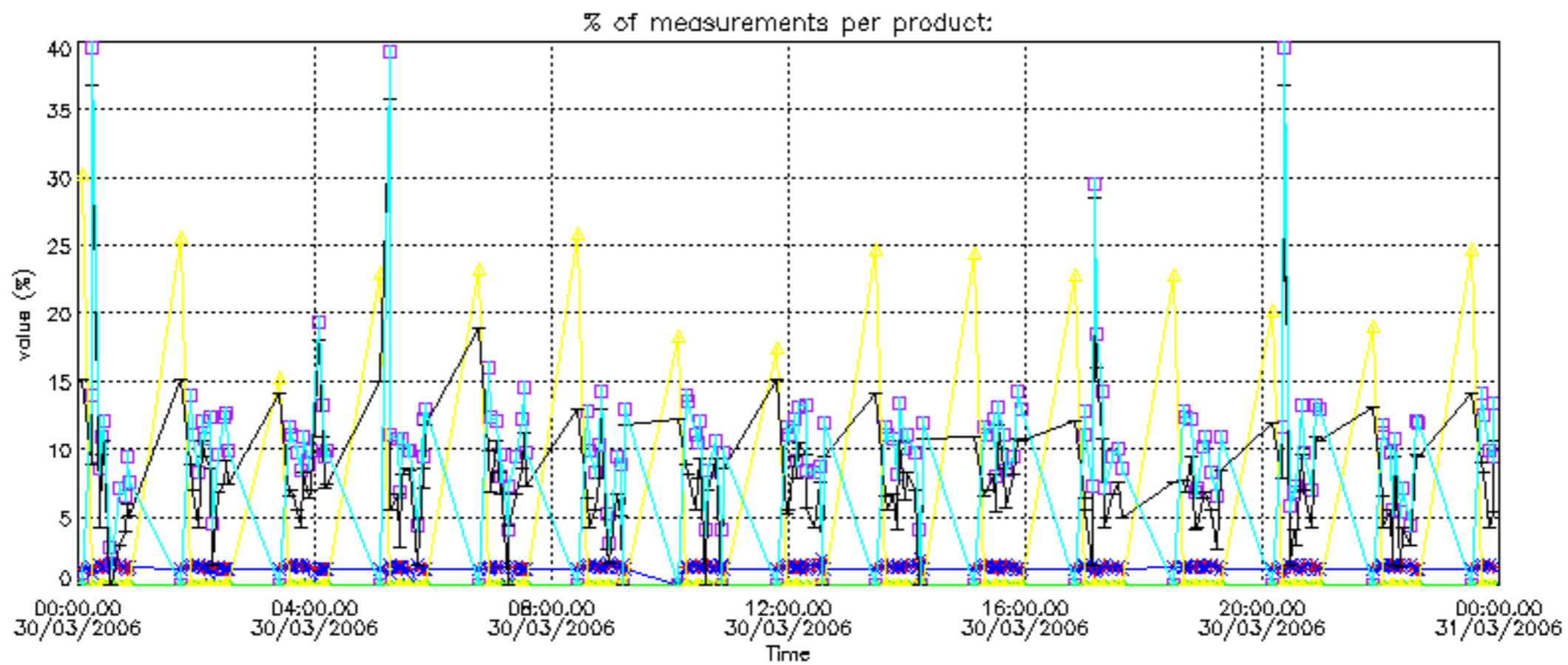
Percentage of flagged data per NO2 profile



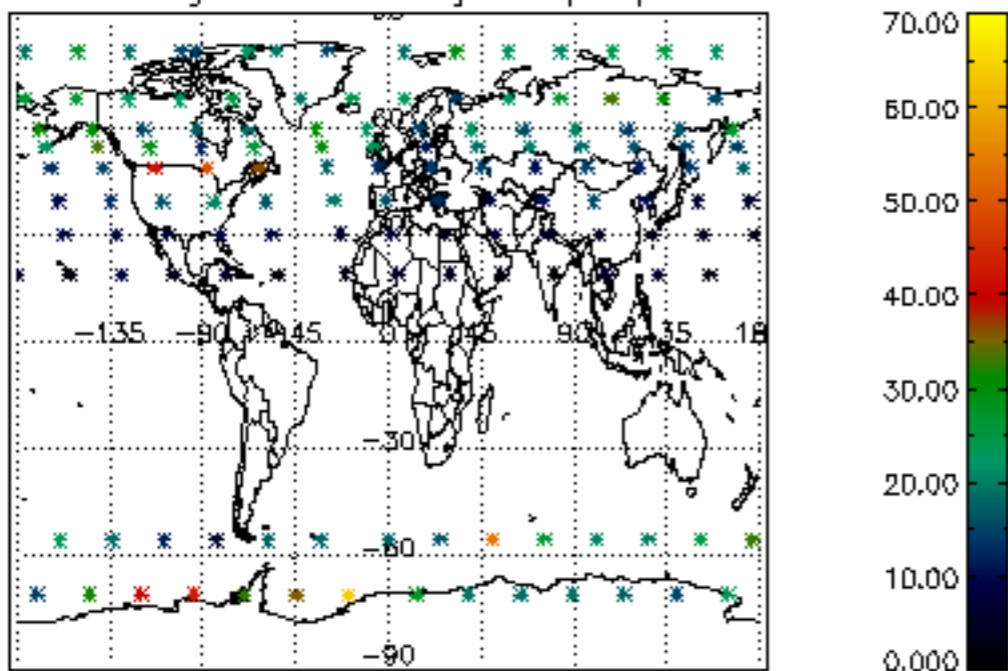
Percentage of flagged data per NO3 profile



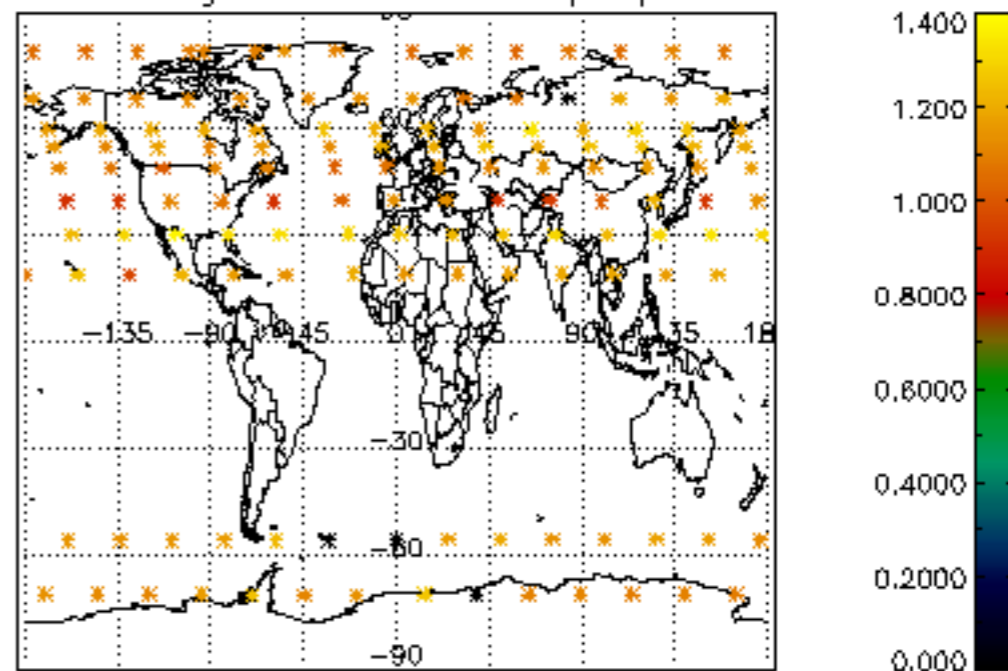




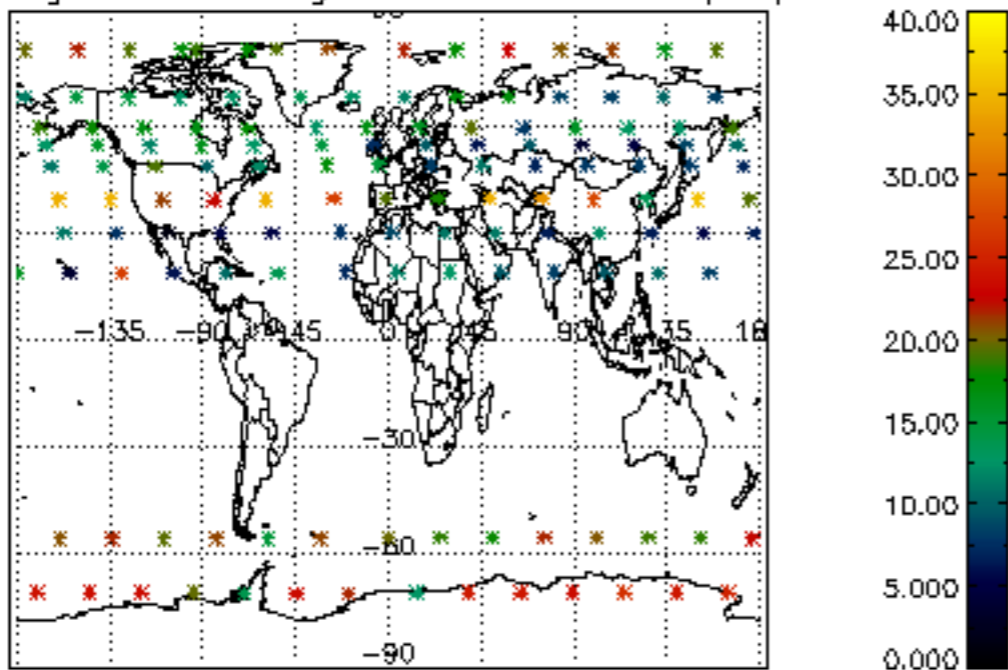
Percentage of cosmic ray hits per profile



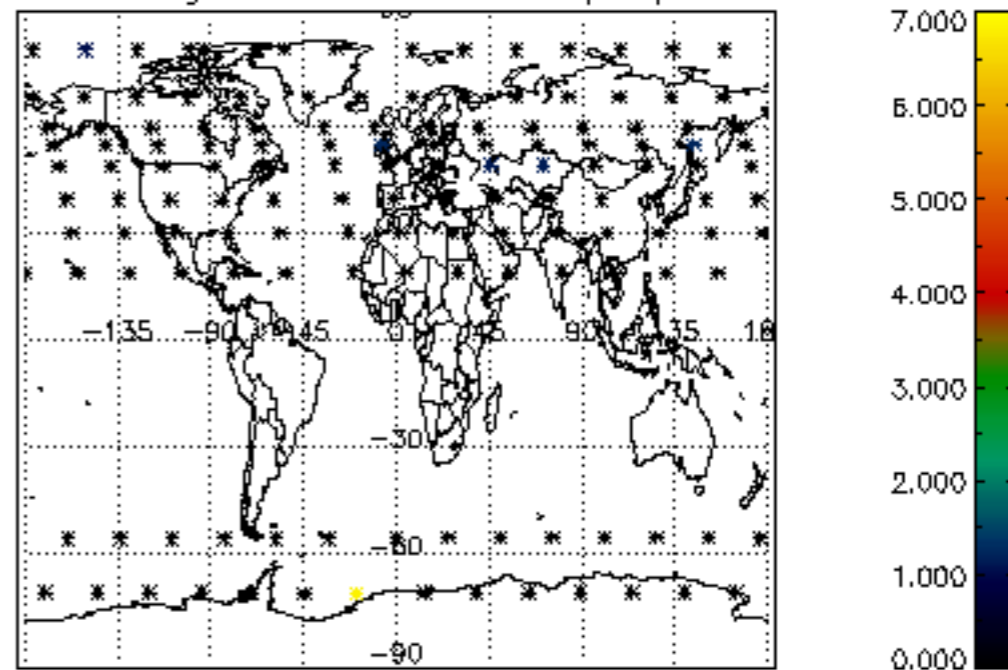
Percentage of datation errors per profile



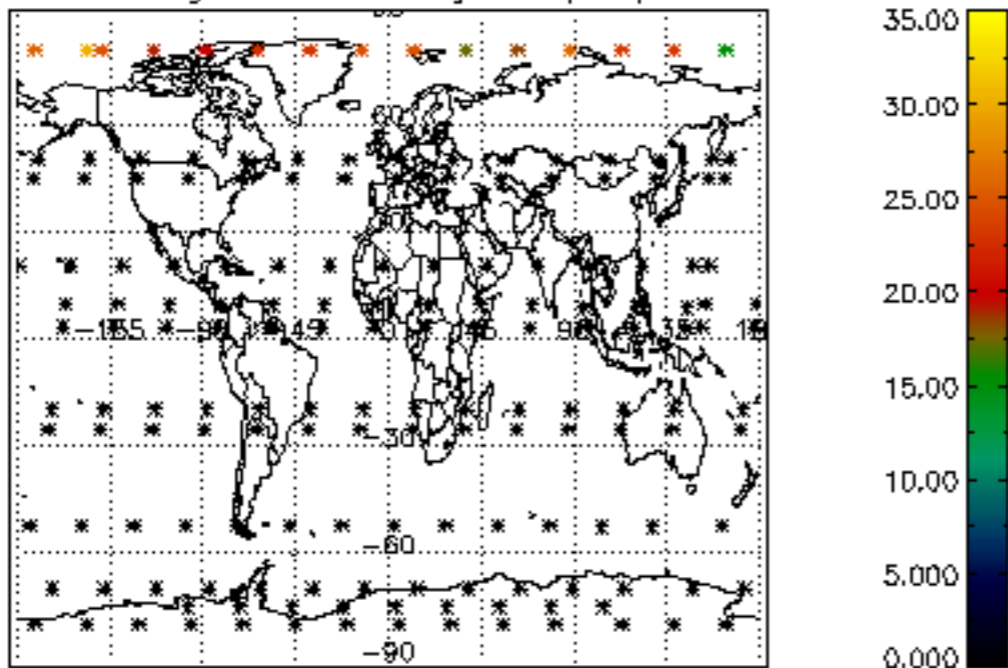
Percentage of star falling outside central band per profile



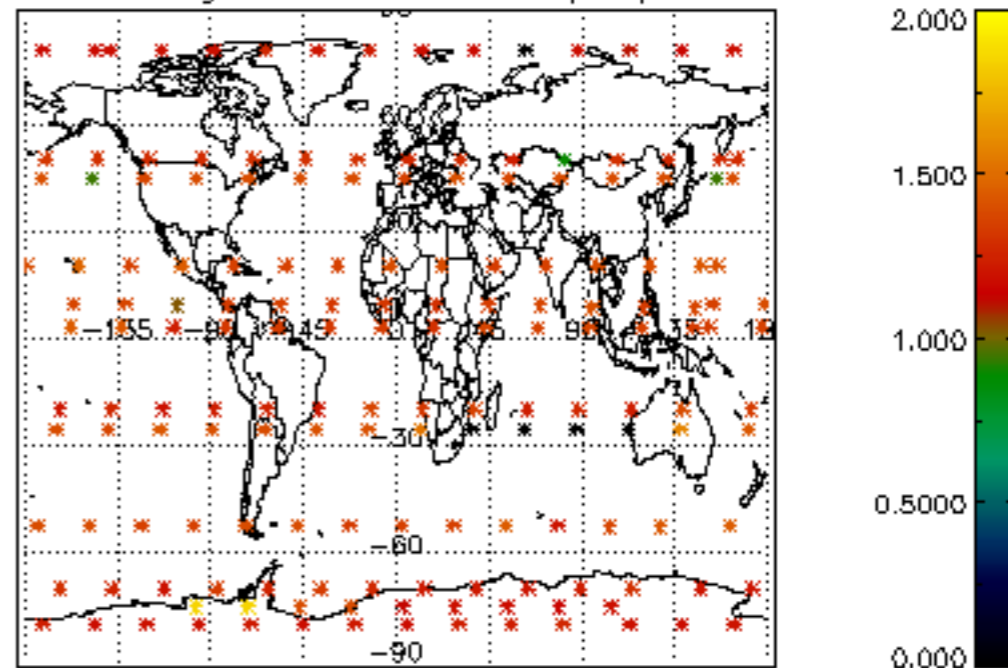
Percentage of saturation errors per profile



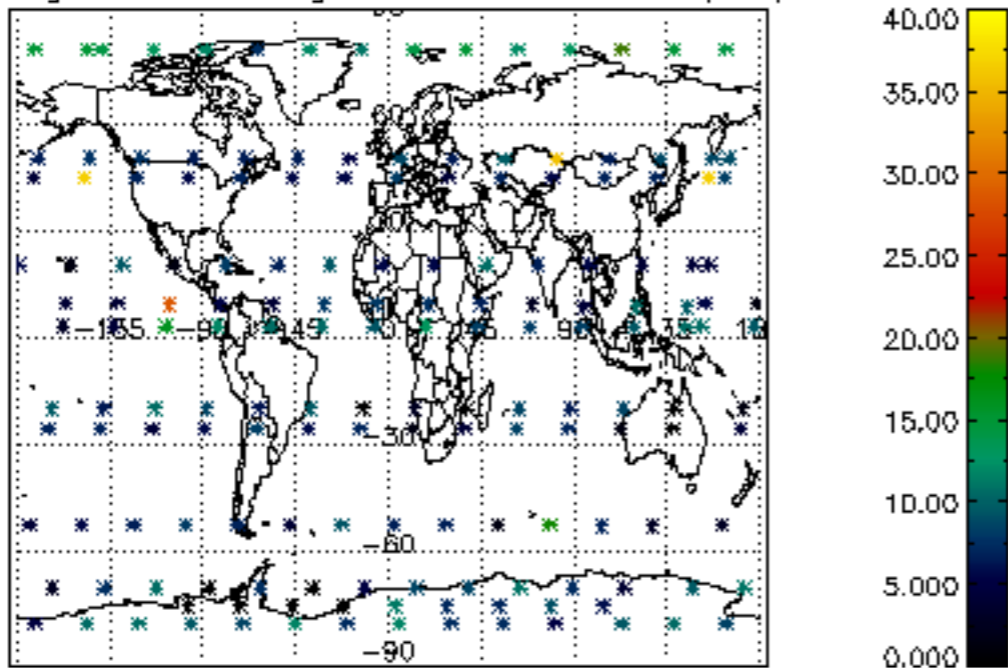
Percentage of cosmic ray hits per profile



Percentage of datation errors per profile



Percentage of star falling outside central band per profile



Percentage of saturation errors per profile

