

GOMOS Level 2 Daily Report

SUMMARY

[1. General Info](#)

[2. Summary of processed GOM_NL_2P products](#)

[3. Level 2 Quality information per product](#)

[3.1 Plot of level 2 quality information per product \(time dependant\)](#)

[3.2 Plot of level 2 quality information per product \(world map\)](#)

[4. Level 1 Quality information per product \(stored on level 2 products\)](#)

[4.1 Plot of level 1 quality information per product \(time dependant\)](#)

[4.1.1 Plot of level 1 quality information per product \(time dependant\): ASCENDING](#)

[4.1.2 Plot of level 1 quality information per product \(time dependant\): DESCENDING](#)

[4.2 Plot of level 1 quality information per product \(world map\)](#)

[4.2.1 Plot of level 1 quality information per product \(world map\): ASCENDING](#)

[4.2.2 Plot of level 1 quality information per product \(world map\): DESCENDING](#)

[5. Ozone profiles based on quality statistics and other trace gas profiles](#)

[5.1 Ozone statistics based on quality of products](#)

[5.2 Plot ozone profiles for all STD \(dark without errors\)](#)

[5.3 Plot ozone profiles where STD < 20% \(dark without errors\)](#)

[5.4. Plot ozone profiles where STD < 10% \(dark without errors\)](#)

[5.5. Plot ozone profiles where STD < 5% \(dark without errors\)](#)

[5.6 Plot NO2 profiles for all STD \(dark without errors\)](#)

[5.7 Plot NO3 profiles for all STD \(dark without errors\)](#)

[5.8 Plot H2O profiles \(only for occultations of stars 1,2,3,4,13,14,16,26,63 dark without errors\) for all STD](#)

[6. Auxiliary Data Files used for the production reported in section 2](#)

This report presents the daily analysis on parameters extracted from GOMOS level 2 data (GOM_NL__2P). It is intended to monitor some important parameters that will impact the quality of these products. A list of level 2 products (and content) that have arrived during the reporting day to the PCF is also given.

| Item | Value |
|---------------------------|---------------------------------|
| Time of report generation | 23APR2013 16:43:26 |
| Data source version | GOMOS/6.01 |
| Start time of products | 29-03-2006 (29MAR2006 00:00:00) |
| Stop time of products | 30-03-2006 (30MAR2006 00:00:00) |
| Store outputs in DB | Yes |
| Nb of level 2 prods | 311 |
| Nb of prods with errors | 0 |

2. Summary of processed GOM_NL__2P products.

| Nr | Filename | UTC Start time | Limb | Duration | Star Id | Star Name | Star Mag | Star Temp | Nb Meas | Orbit | Prod. error |
|----|--|----------------------|------------|----------|---------|-----------|-----------|-----------|---------|-------|-------------|
| 1 | GOM_NL__2PRFIN20060329_001348_000000522046_00217_21313_8640.N1 | 29-MAR-2006 00:13:48 | Dark | 52.000 | 141 | Bet Ara | 2.8400 | 4600.0 | 104 | 21313 | No |
| 2 | GOM_NL__2PRFIN20060329_001700_000000402046_00217_21313_8641.N1 | 29-MAR-2006 00:17:00 | Dark | 40.000 | 134 | Bet TrA | 2.8100 | 6600.0 | 80 | 21313 | No |
| 3 | GOM_NL__2PRFIN20060329_001940_000000562046_00217_21313_8642.N1 | 29-MAR-2006 00:19:40 | Dark | 55.500 | 4 | Alp1Cen | -0.010000 | 5800.0 | 111 | 21313 | No |
| 4 | GOM_NL__2PRFIN20060329_002217_000000452046_00217_21313_8643.N1 | 29-MAR-2006 00:22:17 | Straylight | 45.000 | 78 | Alp Lup | 2.3040 | 28000. | 90 | 21313 | No |
| 5 | GOM_NL__2PRFIN20060329_002359_000000422046_00217_21313_8644.N1 | 29-MAR-2006 00:23:59 | Straylight | 42.000 | 95 | Zet Cen | 2.5450 | 26000. | 84 | 21313 | No |
| 6 | GOM_NL__2PRFIN20060329_002527_000000412046_00217_21313_8645.N1 | 29-MAR-2006 00:25:27 | Straylight | 41.000 | 64 | Gam Cen | 2.2000 | 10600. | 82 | 21313 | No |
| 7 | GOM_NL__2PRFIN20060329_002758_000000422046_00217_21313_8646.N1 | 29-MAR-2006 00:27:58 | Straylight | 41.500 | 123 | Iot Cen | 2.7500 | 10200. | 83 | 21313 | No |
| 8 | GOM_NL__2PRFIN20060329_003258_000000472046_00217_21313_8647.N1 | 29-MAR-2006 00:32:58 | Straylight | 47.000 | 106 | 9Bet Crv | 2.6480 | 5600.0 | 94 | 21313 | No |
| 9 | GOM_NL__2PRFIN20060329_003459_000000432046_00217_21313_8648.N1 | 29-MAR-2006 00:34:59 | Twilight | 43.000 | 100 | 4Gam Crv | 2.5800 | 13100. | 86 | 21313 | No |
| 10 | GOM_NL__2PRFIN20060329_004454_000000392046_00217_21313_8649.N1 | 29-MAR-2006 00:44:54 | Bright | 39.000 | 62 | 94Bet Leo | 2.1360 | 9700.0 | 78 | 21313 | No |
| 11 | GOM_NL__2PRFIN20060329_004626_000000372046_00217_21313_8650.N1 | 29-MAR-2006 00:46:26 | Bright | 36.500 | 96 | 68Del Leo | 2.5600 | 9300.0 | 73 | 21313 | No |
| 12 | GOM_NL__2PRFIN20060329_005318_000000362046_00217_21313_8651.N1 | 29-MAR-2006 00:53:18 | Bright | 36.000 | 174 | 52Psi UMa | 3.0040 | 4400.0 | 72 | 21313 | No |
| 13 | GOM_NL__2PRFIN20060329_005637_000000362046_00217_21313_8652.N1 | 29-MAR-2006 00:56:37 | Bright | 35.500 | 82 | 48Bet UMa | 2.3650 | 10600. | 71 | 21313 | No |
| 14 | GOM_NL__2PRFIN20060329_005809_000000372046_00217_21313_8653.N1 | 29-MAR-2006 00:58:09 | Bright | 37.000 | 36 | 50Alp UMa | 1.8000 | 6300.0 | 74 | 21313 | No |
| 15 | GOM_NL__2PRFIN20060329_010440_000000362046_00217_21313_8654.N1 | 29-MAR-2006 01:04:40 | Bright | 36.000 | 60 | 7Bet UMi | 2.0810 | 3950.0 | 72 | 21313 | No |
| 16 | GOM_NL__2PRFIN20060329_010606_000000332046_00217_21313_8655.N1 | 29-MAR-2006 01:06:06 | Bright | 32.500 | 49 | 1Alp UMi | 1.9900 | 6300.0 | 65 | 21313 | No |
| 17 | GOM_NL__2PRFIN20060329_011351_000000342046_00217_21313_8656.N1 | 29-MAR-2006 01:13:51 | Bright | 34.000 | 89 | 5Alp Cep | 2.4510 | 8000.0 | 68 | 21313 | No |
| 18 | GOM_NL__2PRFIN20060329_011902_000000392046_00217_21313_8657.N1 | 29-MAR-2006 01:19:02 | Bright | 38.500 | 19 | 50Alp Cyg | 1.2460 | 10500. | 77 | 21313 | No |
| 19 | GOM_NL__2PRFIN20060329_012236_000000432046_00217_21313_8658.N1 | 29-MAR-2006 01:22:36 | Bright | 42.500 | 92 | 53Eps Cyg | 2.5000 | 4500.0 | 85 | 21313 | No |
| 20 | GOM_NL__2PRFIN20060329_012902_000000412046_00217_21313_8659.N1 | 29-MAR-2006 01:29:02 | Bright | 40.500 | 61 | 8Eps Peg | 2.1000 | 3900.0 | 81 | 21313 | No |
| 21 | GOM_NL__2PRFIN20060329_013334_000000412046_00217_21313_8660.N1 | 29-MAR-2006 01:33:34 | Twilight | 40.500 | 154 | 22Bet Aqr | 2.8990 | 5700.0 | 81 | 21313 | No |
| 22 | GOM_NL__2PRFIN20060329_015424_000000442046_00218_21314_8640.N1 | 29-MAR-2006 01:54:24 | Dark | 44.000 | 141 | Bet Ara | 2.8400 | 4600.0 | 88 | 21314 | No |
| 23 | GOM_NL__2PRFIN20060329_015736_000000392046_00218_21314_8641.N1 | 29-MAR-2006 01:57:36 | Dark | 38.500 | 134 | Bet TrA | 2.8100 | 6600.0 | 77 | 21314 | No |
| 24 | GOM_NL__2PRFIN20060329_020017_000000472046_00218_21314_8642.N1 | 29-MAR-2006 02:00:17 | Dark | 47.000 | 4 | Alp1Cen | -0.010000 | 5800.0 | 94 | 21314 | No |
| 25 | GOM_NL__2PRFIN20060329_020254_000000452046_00218_21314_8643.N1 | 29-MAR-2006 02:02:54 | Straylight | 44.500 | 78 | Alp Lup | 2.3040 | 28000. | 89 | 21314 | No |
| 26 | GOM_NL__2PRFIN20060329_020435_000000432046_00218_21314_8644.N1 | 29-MAR-2006 02:04:35 | Straylight | 42.500 | 95 | Zet Cen | 2.5450 | 26000. | 85 | 21314 | No |
| 27 | GOM_NL__2PRFIN20060329_020603_000000412046_00218_21314_8645.N1 | 29-MAR-2006 02:06:03 | Straylight | 40.500 | 64 | Gam Cen | 2.2000 | 10600. | 81 | 21314 | No |
| 28 | GOM_NL__2PRFIN20060329_020834_000000462046_00218_21314_8646.N1 | 29-MAR-2006 02:08:34 | Straylight | 46.000 | 123 | Iot Cen | 2.7500 | 10200. | 92 | 21314 | No |
| 29 | GOM_NL__2PRFIN20060329_021334_000000492046_00218_21314_8647.N1 | 29-MAR-2006 02:13:34 | Straylight | 49.000 | 106 | 9Bet Crv | 2.6480 | 5600.0 | 98 | 21314 | No |
| 30 | GOM_NL__2PRFIN20060329_021535_000000432046_00218_21314_8648.N1 | 29-MAR-2006 02:15:35 | Twilight | 43.000 | 100 | 4Gam Crv | 2.5800 | 13100. | 86 | 21314 | No |
| 31 | GOM_NL__2PRFIN20060329_022530_000000402046_00218_21314_8649.N1 | 29-MAR-2006 02:25:30 | Bright | 40.000 | 62 | 94Bet Leo | 2.1360 | 9700.0 | 80 | 21314 | No |
| 32 | GOM_NL__2PRFIN20060329_022701_000000372046_00218_21314_8650.N1 | 29-MAR-2006 02:27:01 | Bright | 37.000 | 96 | 68Del Leo | 2.5600 | 9300.0 | 74 | 21314 | No |
| 33 | GOM_NL__2PRFIN20060329_023354_000000362046_00218_21314_8651.N1 | 29-MAR-2006 02:33:54 | Bright | 36.000 | 174 | 52Psi UMa | 3.0040 | 4400.0 | 72 | 21314 | No |
| 34 | GOM_NL__2PRFIN20060329_023713_000000362046_00218_21314_8652.N1 | 29-MAR-2006 02:37:13 | Bright | 36.000 | 82 | 48Bet UMa | 2.3650 | 10600. | 72 | 21314 | No |
| 35 | GOM_NL__2PRFIN20060329_023844_000000362046_00218_21314_8653.N1 | 29-MAR-2006 02:38:44 | Bright | 35.500 | 36 | 50Alp UMa | 1.8000 | 6300.0 | 71 | 21314 | No |
| 36 | GOM_NL__2PRFIN20060329_024516_000000402046_00218_21314_8654.N1 | 29-MAR-2006 02:45:16 | Bright | 39.500 | 60 | 7Bet UMi | 2.0810 | 3950.0 | 79 | 21314 | No |
| 37 | GOM_NL__2PRFIN20060329_024642_000000332046_00218_21314_8655.N1 | 29-MAR-2006 02:46:42 | Bright | 33.000 | 49 | 1Alp UMi | 1.9900 | 6300.0 | 66 | 21314 | No |
| 38 | GOM_NL__2PRFIN20060329_025427_000000382046_00218_21314_8656.N1 | 29-MAR-2006 02:54:27 | Bright | 37.500 | 89 | 5Alp Cep | 2.4510 | 8000.0 | 75 | 21314 | No |
| 39 | GOM_NL__2PRFIN20060329_025938_000000372046_00218_21314_8657.N1 | 29-MAR-2006 02:59:38 | Bright | 37.000 | 19 | 50Alp Cyg | 1.2460 | 10500. | 74 | 21314 | No |
| 40 | GOM_NL__2PRFIN20060329_030312_000000422046_00218_21314_8658.N1 | 29-MAR-2006 03:03:12 | Bright | 42.000 | 92 | 53Eps Cyg | 2.5000 | 4500.0 | 84 | 21314 | No |
| 41 | GOM_NL__2PRFIN20060329_030939_000000402046_00218_21314_8659.N1 | 29-MAR-2006 03:09:39 | Bright | 39.500 | 61 | 8Eps Peg | 2.1000 | 3900.0 | 79 | 21314 | No |
| 42 | GOM_NL__2PRFIN20060329_031410_000000412046_00218_21314_8660.N1 | 29-MAR-2006 03:14:10 | Twilight | 41.000 | 154 | 22Bet Aqr | 2.8990 | 5700.0 | 82 | 21314 | No |

| | | | | | | | | | | | |
|-----|--|----------------------|----------------|--------|-----|-----------|-----------|--------|-----|-------|----|
| 43 | GOM_NL__2PRFIN20060329_033501_000000432046_00219_21315_8640.N1 | 29-MAR-2006 03:35:01 | Dark | 43.000 | 141 | Bet Ara | 2.8400 | 4600.0 | 86 | 21315 | No |
| 44 | GOM_NL__2PRFIN20060329_033813_000000392046_00219_21315_8641.N1 | 29-MAR-2006 03:38:13 | Dark | 39.000 | 134 | Bet TrA | 2.8100 | 6600.0 | 78 | 21315 | No |
| 45 | GOM_NL__2PRFIN20060329_034053_000000442046_00219_21315_8642.N1 | 29-MAR-2006 03:40:53 | Dark | 44.000 | 4 | Alp1Cen | -0.010000 | 5800.0 | 88 | 21315 | No |
| 46 | GOM_NL__2PRFIN20060329_034331_000000452046_00219_21315_8643.N1 | 29-MAR-2006 03:43:31 | Straylight | 45.000 | 78 | Alp Lup | 2.3040 | 28000. | 90 | 21315 | No |
| 47 | GOM_NL__2PRFIN20060329_034512_000000422046_00219_21315_8644.N1 | 29-MAR-2006 03:45:12 | Straylight | 42.000 | 95 | Zet Cen | 2.5450 | 26000. | 84 | 21315 | No |
| 48 | GOM_NL__2PRFIN20060329_034639_000000392046_00219_21315_8645.N1 | 29-MAR-2006 03:46:39 | Straylight | 39.000 | 64 | Gam Cen | 2.2000 | 10600. | 78 | 21315 | No |
| 49 | GOM_NL__2PRFIN20060329_034910_000000442046_00219_21315_8646.N1 | 29-MAR-2006 03:49:10 | Straylight | 44.000 | 123 | lot Cen | 2.7500 | 10200. | 88 | 21315 | No |
| 50 | GOM_NL__2PRFIN20060329_035410_000000512046_00219_21315_8647.N1 | 29-MAR-2006 03:54:10 | Tw_i_and_stray | 50.500 | 106 | 9Bet Crv | 2.6480 | 5600.0 | 101 | 21315 | No |
| 51 | GOM_NL__2PRFIN20060329_035611_000000422046_00219_21315_8648.N1 | 29-MAR-2006 03:56:11 | Tw_i_and_stray | 42.000 | 100 | 4Gam Crv | 2.5800 | 13100. | 84 | 21315 | No |
| 52 | GOM_NL__2PRFIN20060329_040605_000000402046_00219_21315_8649.N1 | 29-MAR-2006 04:06:05 | Bright | 39.500 | 62 | 94Bet Leo | 2.1360 | 9700.0 | 79 | 21315 | No |
| 53 | GOM_NL__2PRFIN20060329_040737_000000372046_00219_21315_8650.N1 | 29-MAR-2006 04:07:37 | Bright | 36.500 | 96 | 68Del Leo | 2.5600 | 9300.0 | 73 | 21315 | No |
| 54 | GOM_NL__2PRFIN20060329_041430_000000362046_00219_21315_8651.N1 | 29-MAR-2006 04:14:30 | Bright | 35.500 | 174 | 52Psi UMa | 3.0040 | 4400.0 | 71 | 21315 | No |
| 55 | GOM_NL__2PRFIN20060329_041749_000000362046_00219_21315_8652.N1 | 29-MAR-2006 04:17:49 | Bright | 36.000 | 82 | 48Bet UMa | 2.3650 | 10600. | 72 | 21315 | No |
| 56 | GOM_NL__2PRFIN20060329_041920_000000382046_00219_21315_8653.N1 | 29-MAR-2006 04:19:20 | Bright | 37.500 | 36 | 50Alp UMa | 1.8000 | 6300.0 | 75 | 21315 | No |
| 57 | GOM_NL__2PRFIN20060329_042551_000000412046_00219_21315_8654.N1 | 29-MAR-2006 04:25:51 | Bright | 41.000 | 60 | 7Bet UMi | 2.0810 | 3950.0 | 82 | 21315 | No |
| 58 | GOM_NL__2PRFIN20060329_042718_000000352046_00219_21315_8655.N1 | 29-MAR-2006 04:27:18 | Bright | 35.000 | 49 | 1Alp UMi | 1.9900 | 6300.0 | 70 | 21315 | No |
| 59 | GOM_NL__2PRFIN20060329_043503_000000382046_00219_21315_8656.N1 | 29-MAR-2006 04:35:03 | Bright | 38.000 | 89 | 5Alp Cep | 2.4510 | 8000.0 | 76 | 21315 | No |
| 60 | GOM_NL__2PRFIN20060329_044014_000000422046_00219_21315_8657.N1 | 29-MAR-2006 04:40:14 | Bright | 41.500 | 19 | 50Alp Cyg | 1.2460 | 10500. | 83 | 21315 | No |
| 61 | GOM_NL__2PRFIN20060329_044348_000000392046_00219_21315_8658.N1 | 29-MAR-2006 04:43:48 | Bright | 39.000 | 92 | 53Eps Cyg | 2.5000 | 4500.0 | 78 | 21315 | No |
| 62 | GOM_NL__2PRFIN20060329_045015_000000432046_00219_21315_8659.N1 | 29-MAR-2006 04:50:15 | Bright | 42.500 | 61 | 8Eps Peg | 2.1000 | 3900.0 | 85 | 21315 | No |
| 63 | GOM_NL__2PRFIN20060329_045446_000000392046_00219_21315_8660.N1 | 29-MAR-2006 04:54:46 | Twilight | 39.000 | 154 | 22Bet Aqr | 2.8990 | 5700.0 | 78 | 21315 | No |
| 64 | GOM_NL__2PRFIN20060329_051538_000000422046_00220_21316_8640.N1 | 29-MAR-2006 05:15:38 | Dark | 42.000 | 141 | Bet Ara | 2.8400 | 4600.0 | 84 | 21316 | No |
| 65 | GOM_NL__2PRFIN20060329_051849_000000392046_00220_21316_8641.N1 | 29-MAR-2006 05:18:49 | Dark | 38.500 | 134 | Bet TrA | 2.8100 | 6600.0 | 77 | 21316 | No |
| 66 | GOM_NL__2PRFIN20060329_052130_000000562046_00220_21316_8642.N1 | 29-MAR-2006 05:21:30 | Dark | 56.000 | 4 | Alp1Cen | -0.010000 | 5800.0 | 112 | 21316 | No |
| 67 | GOM_NL__2PRFIN20060329_052407_000000452046_00220_21316_8643.N1 | 29-MAR-2006 05:24:07 | Straylight | 45.000 | 78 | Alp Lup | 2.3040 | 28000. | 90 | 21316 | No |
| 68 | GOM_NL__2PRFIN20060329_052548_000000422046_00220_21316_8644.N1 | 29-MAR-2006 05:25:48 | Straylight | 42.000 | 95 | Zet Cen | 2.5450 | 26000. | 84 | 21316 | No |
| 69 | GOM_NL__2PRFIN20060329_052716_000000402046_00220_21316_8645.N1 | 29-MAR-2006 05:27:16 | Straylight | 39.500 | 64 | Gam Cen | 2.2000 | 10600. | 79 | 21316 | No |
| 70 | GOM_NL__2PRFIN20060329_052947_000000442046_00220_21316_8646.N1 | 29-MAR-2006 05:29:47 | Straylight | 43.500 | 123 | lot Cen | 2.7500 | 10200. | 87 | 21316 | No |
| 71 | GOM_NL__2PRFIN20060329_053447_000000482046_00220_21316_8647.N1 | 29-MAR-2006 05:34:47 | Tw_i_and_stray | 47.500 | 106 | 9Bet Crv | 2.6480 | 5600.0 | 95 | 21316 | No |
| 72 | GOM_NL__2PRFIN20060329_053647_000000442046_00220_21316_8648.N1 | 29-MAR-2006 05:36:47 | Tw_i_and_stray | 44.000 | 100 | 4Gam Crv | 2.5800 | 13100. | 88 | 21316 | No |
| 73 | GOM_NL__2PRFIN20060329_054641_000000402046_00220_21316_8649.N1 | 29-MAR-2006 05:46:41 | Bright | 40.000 | 62 | 94Bet Leo | 2.1360 | 9700.0 | 80 | 21316 | No |
| 74 | GOM_NL__2PRFIN20060329_054813_000000382046_00220_21316_8650.N1 | 29-MAR-2006 05:48:13 | Bright | 37.500 | 96 | 68Del Leo | 2.5600 | 9300.0 | 75 | 21316 | No |
| 75 | GOM_NL__2PRFIN20060329_055505_000000382046_00220_21316_8651.N1 | 29-MAR-2006 05:55:05 | Bright | 38.000 | 174 | 52Psi UMa | 3.0040 | 4400.0 | 76 | 21316 | No |
| 76 | GOM_NL__2PRFIN20060329_055825_000000352046_00220_21316_8652.N1 | 29-MAR-2006 05:58:25 | Bright | 34.500 | 82 | 48Bet UMa | 2.3650 | 10600. | 69 | 21316 | No |
| 77 | GOM_NL__2PRFIN20060329_055956_000000382046_00220_21316_8653.N1 | 29-MAR-2006 05:59:56 | Bright | 38.000 | 36 | 50Alp UMa | 1.8000 | 6300.0 | 76 | 21316 | No |
| 78 | GOM_NL__2PRFIN20060329_060627_000000422046_00220_21316_8654.N1 | 29-MAR-2006 06:06:27 | Bright | 41.500 | 60 | 7Bet UMi | 2.0810 | 3950.0 | 83 | 21316 | No |
| 79 | GOM_NL__2PRFIN20060329_060754_000000362046_00220_21316_8655.N1 | 29-MAR-2006 06:07:54 | Bright | 35.500 | 49 | 1Alp UMi | 1.9900 | 6300.0 | 71 | 21316 | No |
| 80 | GOM_NL__2PRFIN20060329_061539_000000372046_00220_21316_8656.N1 | 29-MAR-2006 06:15:39 | Bright | 36.500 | 89 | 5Alp Cep | 2.4510 | 8000.0 | 73 | 21316 | No |
| 81 | GOM_NL__2PRFIN20060329_062050_000000422046_00220_21316_8657.N1 | 29-MAR-2006 06:20:50 | Bright | 41.500 | 19 | 50Alp Cyg | 1.2460 | 10500. | 83 | 21316 | No |
| 82 | GOM_NL__2PRFIN20060329_062227_000000432046_00220_21316_8658.N1 | 29-MAR-2006 06:22:27 | Bright | 43.000 | 66 | 37Gam Cyg | 2.2080 | 5900.0 | 86 | 21316 | No |
| 83 | GOM_NL__2PRFIN20060329_062424_000000402046_00220_21316_8659.N1 | 29-MAR-2006 06:24:24 | Bright | 40.000 | 92 | 53Eps Cyg | 2.5000 | 4500.0 | 80 | 21316 | No |
| 84 | GOM_NL__2PRFIN20060329_063051_000000432046_00220_21316_8660.N1 | 29-MAR-2006 06:30:51 | Bright | 42.500 | 61 | 8Eps Peg | 2.1000 | 3900.0 | 85 | 21316 | No |
| 85 | GOM_NL__2PRFIN20060329_063523_000000442046_00220_21316_8661.N1 | 29-MAR-2006 06:35:23 | Twilight | 43.500 | 154 | 22Bet Aqr | 2.8990 | 5700.0 | 87 | 21316 | No |
| 86 | GOM_NL__2PRFIN20060329_065614_000000422046_00221_21317_8640.N1 | 29-MAR-2006 06:56:14 | Dark | 41.500 | 141 | Bet Ara | 2.8400 | 4600.0 | 83 | 21317 | No |
| 87 | GOM_NL__2PRFIN20060329_065926_000000382046_00221_21317_8641.N1 | 29-MAR-2006 06:59:26 | Dark | 37.500 | 134 | Bet TrA | 2.8100 | 6600.0 | 75 | 21317 | No |
| 88 | GOM_NL__2PRFIN20060329_070206_000000462046_00221_21317_8642.N1 | 29-MAR-2006 07:02:06 | Dark | 46.000 | 4 | Alp1Cen | -0.010000 | 5800.0 | 92 | 21317 | No |
| 89 | GOM_NL__2PRFIN20060329_070444_000000472046_00221_21317_8643.N1 | 29-MAR-2006 07:04:44 | Straylight | 47.000 | 78 | Alp Lup | 2.3040 | 28000. | 94 | 21317 | No |
| 90 | GOM_NL__2PRFIN20060329_070625_000000442046_00221_21317_8644.N1 | 29-MAR-2006 07:06:25 | Straylight | 44.000 | 95 | Zet Cen | 2.5450 | 26000. | 88 | 21317 | No |
| 91 | GOM_NL__2PRFIN20060329_070752_000000402046_00221_21317_8645.N1 | 29-MAR-2006 07:07:52 | Straylight | 40.000 | 64 | Gam Cen | 2.2000 | 10600. | 80 | 21317 | No |
| 92 | GOM_NL__2PRFIN20060329_071023_000000472046_00221_21317_8646.N1 | 29-MAR-2006 07:10:23 | Straylight | 46.500 | 123 | lot Cen | 2.7500 | 10200. | 93 | 21317 | No |
| 93 | GOM_NL__2PRFIN20060329_071523_000000482046_00221_21317_8647.N1 | 29-MAR-2006 07:15:23 | Tw_i_and_stray | 48.000 | 106 | 9Bet Crv | 2.6480 | 5600.0 | 96 | 21317 | No |
| 94 | GOM_NL__2PRFIN20060329_071724_000000452046_00221_21317_8648.N1 | 29-MAR-2006 07:17:24 | Tw_i_and_stray | 45.000 | 100 | 4Gam Crv | 2.5800 | 13100. | 90 | 21317 | No |
| 95 | GOM_NL__2PRFIN20060329_072717_000000402046_00221_21317_8649.N1 | 29-MAR-2006 07:27:17 | Bright | 40.000 | 62 | 94Bet Leo | 2.1360 | 9700.0 | 80 | 21317 | No |
| 96 | GOM_NL__2PRFIN20060329_072849_000000372046_00221_21317_8650.N1 | 29-MAR-2006 07:28:49 | Bright | 37.000 | 96 | 68Del Leo | 2.5600 | 9300.0 | 74 | 21317 | No |
| 97 | GOM_NL__2PRFIN20060329_073541_000000372046_00221_21317_8651.N1 | 29-MAR-2006 07:35:41 | Bright | 36.500 | 174 | 52Psi UMa | 3.0040 | 4400.0 | 73 | 21317 | No |
| 98 | GOM_NL__2PRFIN20060329_073900_000000382046_00221_21317_8652.N1 | 29-MAR-2006 07:39:00 | Bright | 38.000 | 82 | 48Bet UMa | 2.3650 | 10600. | 76 | 21317 | No |
| 99 | GOM_NL__2PRFIN20060329_074032_000000382046_00221_21317_8653.N1 | 29-MAR-2006 07:40:32 | Bright | 37.500 | 36 | 50Alp UMa | 1.8000 | 6300.0 | 75 | 21317 | No |
| 100 | GOM_NL__2PRFIN20060329_074703_000000372046_00221_21317_8654.N1 | 29-MAR-2006 07:47:03 | Bright | 37.000 | 60 | 7Bet UMi | 2.0810 | 3950.0 | 74 | 21317 | No |
| 101 | GOM_NL__2PRFIN20060329_074830_000000362046_00221_21317_8655.N1 | 29-MAR-2006 07:48:30 | Bright | 36.000 | 49 | 1Alp UMi | 1.9900 | 6300.0 | 72 | 21317 | No |

| | | | | | | | | | | | |
|-----|--|----------------------|---------------|--------|-----|-----------|-----------|--------|-----|-------|----|
| 102 | GOM_NL__2PRFIN20060329_075615_000000382046_00221_21317_8656.N1 | 29-MAR-2006 07:56:15 | Bright | 37.500 | 89 | 5Alp Cep | 2.4510 | 8000.0 | 75 | 21317 | No |
| 103 | GOM_NL__2PRFIN20060329_080125_000000432046_00221_21317_8657.N1 | 29-MAR-2006 08:01:25 | Bright | 42.500 | 19 | 50Alp Cyg | 1.2460 | 10500. | 85 | 21317 | No |
| 104 | GOM_NL__2PRFIN20060329_080303_000000442046_00221_21317_8658.N1 | 29-MAR-2006 08:03:03 | Bright | 43.500 | 66 | 37Gam Cyg | 2.2080 | 5900.0 | 87 | 21317 | No |
| 105 | GOM_NL__2PRFIN20060329_080501_000000412046_00221_21317_8659.N1 | 29-MAR-2006 08:05:01 | Bright | 40.500 | 92 | 53Eps Cyg | 2.5000 | 4500.0 | 81 | 21317 | No |
| 106 | GOM_NL__2PRFIN20060329_081127_000000422046_00221_21317_8660.N1 | 29-MAR-2006 08:11:27 | Bright | 42.000 | 61 | 8Eps Peg | 2.1000 | 3900.0 | 84 | 21317 | No |
| 107 | GOM_NL__2PRFIN20060329_081559_000000422046_00221_21317_8661.N1 | 29-MAR-2006 08:15:59 | Twilight | 41.500 | 154 | 22Bet Aqr | 2.8990 | 5700.0 | 83 | 21317 | No |
| 108 | GOM_NL__2PRFIN20060329_083651_000000422046_00222_21318_8660.N1 | 29-MAR-2006 08:36:51 | Dark | 42.000 | 141 | Bet Ara | 2.8400 | 4600.0 | 84 | 21318 | No |
| 109 | GOM_NL__2PRFIN20060329_084002_000000402046_00222_21318_8661.N1 | 29-MAR-2006 08:40:02 | Dark | 39.500 | 134 | Bet TrA | 2.8100 | 6600.0 | 79 | 21318 | No |
| 110 | GOM_NL__2PRFIN20060329_084242_000000532046_00222_21318_8662.N1 | 29-MAR-2006 08:42:42 | Dark | 52.500 | 4 | Alp1Cen | -0.010000 | 5800.0 | 105 | 21318 | No |
| 111 | GOM_NL__2PRFIN20060329_084520_000000472046_00222_21318_8663.N1 | 29-MAR-2006 08:45:20 | Straylight | 46.500 | 78 | Alp Lup | 2.3040 | 28000. | 93 | 21318 | No |
| 112 | GOM_NL__2PRFIN20060329_084701_000000442046_00222_21318_8664.N1 | 29-MAR-2006 08:47:01 | Straylight | 43.500 | 95 | Zet Cen | 2.5450 | 26000. | 87 | 21318 | No |
| 113 | GOM_NL__2PRFIN20060329_084828_000000422046_00222_21318_8665.N1 | 29-MAR-2006 08:48:28 | Straylight | 42.000 | 64 | Gam Cen | 2.2000 | 10600. | 84 | 21318 | No |
| 114 | GOM_NL__2PRFIN20060329_085059_000000432046_00222_21318_8666.N1 | 29-MAR-2006 08:50:59 | Straylight | 43.000 | 123 | lot Cen | 2.7500 | 10200. | 86 | 21318 | No |
| 115 | GOM_NL__2PRFIN20060329_085559_000000472046_00222_21318_8667.N1 | 29-MAR-2006 08:55:59 | Twi_and_stray | 46.500 | 106 | 9Bet Crv | 2.6480 | 5600.0 | 93 | 21318 | No |
| 116 | GOM_NL__2PRFIN20060329_085759_000000412046_00222_21318_8668.N1 | 29-MAR-2006 08:57:59 | Twi_and_stray | 40.500 | 100 | 4Gam Crv | 2.5800 | 13100. | 81 | 21318 | No |
| 117 | GOM_NL__2PRFIN20060329_090753_000000412046_00222_21318_8669.N1 | 29-MAR-2006 09:07:53 | Bright | 40.500 | 62 | 94Bet Leo | 2.1360 | 9700.0 | 81 | 21318 | No |
| 118 | GOM_NL__2PRFIN20060329_090925_000000382046_00222_21318_8670.N1 | 29-MAR-2006 09:09:25 | Bright | 38.000 | 96 | 68Del Leo | 2.5600 | 9300.0 | 76 | 21318 | No |
| 119 | GOM_NL__2PRFIN20060329_091617_000000382046_00222_21318_8671.N1 | 29-MAR-2006 09:16:17 | Bright | 37.500 | 174 | 52Psi UMa | 3.0040 | 4400.0 | 75 | 21318 | No |
| 120 | GOM_NL__2PRFIN20060329_091936_000000372046_00222_21318_8672.N1 | 29-MAR-2006 09:19:36 | Bright | 36.500 | 82 | 48Bet UMa | 2.3650 | 10600. | 73 | 21318 | No |
| 121 | GOM_NL__2PRFIN20060329_092108_000000382046_00222_21318_8673.N1 | 29-MAR-2006 09:21:08 | Bright | 37.500 | 36 | 50Alp UMa | 1.8000 | 6300.0 | 75 | 21318 | No |
| 122 | GOM_NL__2PRFIN20060329_092738_000000442046_00222_21318_8674.N1 | 29-MAR-2006 09:27:38 | Bright | 44.000 | 60 | 7Bet UMi | 2.0810 | 3950.0 | 88 | 21318 | No |
| 123 | GOM_NL__2PRFIN20060329_092906_000000372046_00222_21318_8675.N1 | 29-MAR-2006 09:29:06 | Bright | 36.500 | 49 | 1Alp UMi | 1.9900 | 6300.0 | 73 | 21318 | No |
| 124 | GOM_NL__2PRFIN20060329_093651_000000362046_00222_21318_8676.N1 | 29-MAR-2006 09:36:51 | Bright | 36.000 | 89 | 5Alp Cep | 2.4510 | 8000.0 | 72 | 21318 | No |
| 125 | GOM_NL__2PRFIN20060329_094201_000000422046_00222_21318_8677.N1 | 29-MAR-2006 09:42:01 | Bright | 41.500 | 19 | 50Alp Cyg | 1.2460 | 10500. | 83 | 21318 | No |
| 126 | GOM_NL__2PRFIN20060329_094339_000000422046_00222_21318_8678.N1 | 29-MAR-2006 09:43:39 | Bright | 41.500 | 66 | 37Gam Cyg | 2.2080 | 5900.0 | 83 | 21318 | No |
| 127 | GOM_NL__2PRFIN20060329_094536_000000422046_00222_21318_8679.N1 | 29-MAR-2006 09:45:36 | Bright | 42.000 | 92 | 53Eps Cyg | 2.5000 | 4500.0 | 84 | 21318 | No |
| 128 | GOM_NL__2PRFIN20060329_095203_000000392046_00222_21318_8680.N1 | 29-MAR-2006 09:52:03 | Bright | 38.500 | 61 | 8Eps Peg | 2.1000 | 3900.0 | 77 | 21318 | No |
| 129 | GOM_NL__2PRFIN20060329_095635_000000432046_00222_21318_8681.N1 | 29-MAR-2006 09:56:35 | Twilight | 43.000 | 154 | 22Bet Aqr | 2.8990 | 5700.0 | 86 | 21318 | No |
| 130 | GOM_NL__2PRFIN20060329_101728_000000422046_00223_21319_8660.N1 | 29-MAR-2006 10:17:28 | Dark | 42.000 | 141 | Bet Ara | 2.8400 | 4600.0 | 84 | 21319 | No |
| 131 | GOM_NL__2PRFIN20060329_102038_000000392046_00223_21319_8661.N1 | 29-MAR-2006 10:20:38 | Dark | 38.500 | 134 | Bet TrA | 2.8100 | 6600.0 | 77 | 21319 | No |
| 132 | GOM_NL__2PRFIN20060329_102319_000000492046_00223_21319_8662.N1 | 29-MAR-2006 10:23:19 | Dark | 49.000 | 4 | Alp1Cen | -0.010000 | 5800.0 | 98 | 21319 | No |
| 133 | GOM_NL__2PRFIN20060329_102557_000000472046_00223_21319_8663.N1 | 29-MAR-2006 10:25:57 | Straylight | 46.500 | 78 | Alp Lup | 2.3040 | 28000. | 93 | 21319 | No |
| 134 | GOM_NL__2PRFIN20060329_102737_000000432046_00223_21319_8664.N1 | 29-MAR-2006 10:27:37 | Straylight | 42.500 | 95 | Zet Cen | 2.5450 | 26000. | 85 | 21319 | No |
| 135 | GOM_NL__2PRFIN20060329_102905_000000412046_00223_21319_8665.N1 | 29-MAR-2006 10:29:05 | Straylight | 41.000 | 64 | Gam Cen | 2.2000 | 10600. | 82 | 21319 | No |
| 136 | GOM_NL__2PRFIN20060329_103136_000000442046_00223_21319_8666.N1 | 29-MAR-2006 10:31:36 | Straylight | 44.000 | 123 | lot Cen | 2.7500 | 10200. | 88 | 21319 | No |
| 137 | GOM_NL__2PRFIN20060329_103635_000000442046_00223_21319_8667.N1 | 29-MAR-2006 10:36:35 | Twi_and_stray | 43.500 | 106 | 9Bet Crv | 2.6480 | 5600.0 | 87 | 21319 | No |
| 138 | GOM_NL__2PRFIN20060329_103836_000000432046_00223_21319_8668.N1 | 29-MAR-2006 10:38:36 | Twi_and_stray | 43.000 | 100 | 4Gam Crv | 2.5800 | 13100. | 86 | 21319 | No |
| 139 | GOM_NL__2PRFIN20060329_104828_000000402046_00223_21319_8669.N1 | 29-MAR-2006 10:48:28 | Bright | 40.000 | 62 | 94Bet Leo | 2.1360 | 9700.0 | 80 | 21319 | No |
| 140 | GOM_NL__2PRFIN20060329_105001_000000382046_00223_21319_8670.N1 | 29-MAR-2006 10:50:01 | Bright | 37.500 | 96 | 68Del Leo | 2.5600 | 9300.0 | 75 | 21319 | No |
| 141 | GOM_NL__2PRFIN20060329_105653_000000352046_00223_21319_8671.N1 | 29-MAR-2006 10:56:53 | Bright | 34.500 | 174 | 52Psi UMa | 3.0040 | 4400.0 | 69 | 21319 | No |
| 142 | GOM_NL__2PRFIN20060329_110012_000000362046_00223_21319_8672.N1 | 29-MAR-2006 11:00:12 | Bright | 36.000 | 82 | 48Bet UMa | 2.3650 | 10600. | 72 | 21319 | No |
| 143 | GOM_NL__2PRFIN20060329_110144_000000382046_00223_21319_8673.N1 | 29-MAR-2006 11:01:44 | Bright | 38.000 | 36 | 50Alp UMa | 1.8000 | 6300.0 | 76 | 21319 | No |
| 144 | GOM_NL__2PRFIN20060329_110814_000000422046_00223_21319_8674.N1 | 29-MAR-2006 11:08:14 | Bright | 42.000 | 60 | 7Bet UMi | 2.0810 | 3950.0 | 84 | 21319 | No |
| 145 | GOM_NL__2PRFIN20060329_110942_000000382046_00223_21319_8675.N1 | 29-MAR-2006 11:09:42 | Bright | 37.500 | 49 | 1Alp UMi | 1.9900 | 6300.0 | 75 | 21319 | No |
| 146 | GOM_NL__2PRFIN20060329_111726_000000362046_00223_21319_8676.N1 | 29-MAR-2006 11:17:26 | Bright | 35.500 | 89 | 5Alp Cep | 2.4510 | 8000.0 | 71 | 21319 | No |
| 147 | GOM_NL__2PRFIN20060329_112237_000000422046_00223_21319_8677.N1 | 29-MAR-2006 11:22:37 | Bright | 41.500 | 19 | 50Alp Cyg | 1.2460 | 10500. | 83 | 21319 | No |
| 148 | GOM_NL__2PRFIN20060329_112415_000000432046_00223_21319_8678.N1 | 29-MAR-2006 11:24:15 | Bright | 43.000 | 66 | 37Gam Cyg | 2.2080 | 5900.0 | 86 | 21319 | No |
| 149 | GOM_NL__2PRFIN20060329_112612_000000422046_00223_21319_8679.N1 | 29-MAR-2006 11:26:12 | Bright | 41.500 | 92 | 53Eps Cyg | 2.5000 | 4500.0 | 83 | 21319 | No |
| 150 | GOM_NL__2PRFIN20060329_113239_000000402046_00223_21319_8680.N1 | 29-MAR-2006 11:32:39 | Bright | 39.500 | 61 | 8Eps Peg | 2.1000 | 3900.0 | 79 | 21319 | No |
| 151 | GOM_NL__2PRFIN20060329_113711_000000412046_00223_21319_8681.N1 | 29-MAR-2006 11:37:11 | Twilight | 41.000 | 154 | 22Bet Aqr | 2.8990 | 5700.0 | 82 | 21319 | No |
| 152 | GOM_NL__2PRFIN20060329_115804_000000422046_00224_21320_8660.N1 | 29-MAR-2006 11:58:04 | Dark | 41.500 | 141 | Bet Ara | 2.8400 | 4600.0 | 83 | 21320 | No |
| 153 | GOM_NL__2PRFIN20060329_120115_000000392046_00224_21320_8661.N1 | 29-MAR-2006 12:01:15 | Dark | 39.000 | 134 | Bet TrA | 2.8100 | 6600.0 | 78 | 21320 | No |
| 154 | GOM_NL__2PRFIN20060329_120355_000000552046_00224_21320_8662.N1 | 29-MAR-2006 12:03:55 | Dark | 55.000 | 4 | Alp1Cen | -0.010000 | 5800.0 | 110 | 21320 | No |
| 155 | GOM_NL__2PRFIN20060329_120634_000000452046_00224_21320_8663.N1 | 29-MAR-2006 12:06:34 | Straylight | 44.500 | 78 | Alp Lup | 2.3040 | 28000. | 89 | 21320 | No |
| 156 | GOM_NL__2PRFIN20060329_120814_000000422046_00224_21320_8664.N1 | 29-MAR-2006 12:08:14 | Straylight | 41.500 | 95 | Zet Cen | 2.5450 | 26000. | 83 | 21320 | No |
| 157 | GOM_NL__2PRFIN20060329_120941_000000412046_00224_21320_8665.N1 | 29-MAR-2006 12:09:41 | Straylight | 41.000 | 64 | Gam Cen | 2.2000 | 10600. | 82 | 21320 | No |
| 158 | GOM_NL__2PRFIN20060329_121212_000000442046_00224_21320_8666.N1 | 29-MAR-2006 12:12:12 | Straylight | 43.500 | 123 | lot Cen | 2.7500 | 10200. | 87 | 21320 | No |
| 159 | GOM_NL__2PRFIN20060329_121711_000000482046_00224_21320_8667.N1 | 29-MAR-2006 12:17:11 | Twi_and_stray | 47.500 | 106 | 9Bet Crv | 2.6480 | 5600.0 | 95 | 21320 | No |
| 160 | GOM_NL__2PRFIN20060329_121912_000000442046_00224_21320_8668.N1 | 29-MAR-2006 12:19:12 | Twi_and_stray | 44.000 | 100 | 4Gam Crv | 2.5800 | 13100. | 88 | 21320 | No |

| | | | | | | | | | | | |
|-----|--|----------------------|----------------|--------|-----|-----------|-----------|--------|-----|-------|----|
| 161 | GOM_NL__2PRFIN20060329_122904_000000392046_00224_21320_8669.N1 | 29-MAR-2006 12:29:04 | Bright | 39.000 | 62 | 94Bet Leo | 2.1360 | 9700.0 | 78 | 21320 | No |
| 162 | GOM_NL__2PRFIN20060329_123037_000000372046_00224_21320_8670.N1 | 29-MAR-2006 12:30:37 | Bright | 36.500 | 96 | 68Del Leo | 2.5600 | 9300.0 | 73 | 21320 | No |
| 163 | GOM_NL__2PRFIN20060329_123728_000000372046_00224_21320_8671.N1 | 29-MAR-2006 12:37:28 | Bright | 37.000 | 174 | 52Psi UMa | 3.0040 | 4400.0 | 74 | 21320 | No |
| 164 | GOM_NL__2PRFIN20060329_124048_000000352046_00224_21320_8672.N1 | 29-MAR-2006 12:40:48 | Bright | 35.000 | 82 | 48Bet UMa | 2.3650 | 10600. | 70 | 21320 | No |
| 165 | GOM_NL__2PRFIN20060329_124219_000000372046_00224_21320_8673.N1 | 29-MAR-2006 12:42:19 | Bright | 37.000 | 36 | 50Alp UMa | 1.8000 | 6300.0 | 74 | 21320 | No |
| 166 | GOM_NL__2PRFIN20060329_124849_000000402046_00224_21320_8674.N1 | 29-MAR-2006 12:48:49 | Bright | 40.000 | 60 | 7Bet UMi | 2.0810 | 3950.0 | 80 | 21320 | No |
| 167 | GOM_NL__2PRFIN20060329_125018_000000342046_00224_21320_8675.N1 | 29-MAR-2006 12:50:18 | Bright | 33.500 | 49 | 1Alp UMi | 1.9900 | 6300.0 | 67 | 21320 | No |
| 168 | GOM_NL__2PRFIN20060329_125802_000000362046_00224_21320_8676.N1 | 29-MAR-2006 12:58:02 | Bright | 36.000 | 89 | 5Alp Cep | 2.4510 | 8000.0 | 72 | 21320 | No |
| 169 | GOM_NL__2PRFIN20060329_130313_000000412046_00224_21320_8677.N1 | 29-MAR-2006 13:03:13 | Bright | 41.000 | 19 | 50Alp Cyg | 1.2460 | 10500. | 82 | 21320 | No |
| 170 | GOM_NL__2PRFIN20060329_130451_000000442046_00224_21320_8678.N1 | 29-MAR-2006 13:04:51 | Bright | 43.500 | 66 | 37Gam Cyg | 2.2080 | 5900.0 | 87 | 21320 | No |
| 171 | GOM_NL__2PRFIN20060329_130649_000000422046_00224_21320_8679.N1 | 29-MAR-2006 13:06:49 | Bright | 42.000 | 92 | 53Eps Cyg | 2.5000 | 4500.0 | 84 | 21320 | No |
| 172 | GOM_NL__2PRFIN20060329_131316_000000412046_00224_21320_8680.N1 | 29-MAR-2006 13:13:16 | Bright | 40.500 | 61 | 8Eps Peg | 2.1000 | 3900.0 | 81 | 21320 | No |
| 173 | GOM_NL__2PRFIN20060329_133841_000000432046_00225_21321_8660.N1 | 29-MAR-2006 13:38:41 | Dark | 42.500 | 141 | Bet Ara | 2.8400 | 4600.0 | 85 | 21321 | No |
| 174 | GOM_NL__2PRFIN20060329_134151_000000402046_00225_21321_8661.N1 | 29-MAR-2006 13:41:51 | Dark | 40.000 | 134 | Bet TrA | 2.8100 | 6600.0 | 80 | 21321 | No |
| 175 | GOM_NL__2PRFIN20060329_134431_000000552046_00225_21321_8662.N1 | 29-MAR-2006 13:44:31 | Dark | 54.500 | 4 | Alp1Cen | -0.010000 | 5800.0 | 109 | 21321 | No |
| 176 | GOM_NL__2PRFIN20060329_134710_000000462046_00225_21321_8663.N1 | 29-MAR-2006 13:47:10 | Straylight | 46.000 | 78 | Alp Lup | 2.3040 | 28000. | 92 | 21321 | No |
| 177 | GOM_NL__2PRFIN20060329_134850_000000452046_00225_21321_8664.N1 | 29-MAR-2006 13:48:50 | Straylight | 45.000 | 95 | Zet Cen | 2.5450 | 26000. | 90 | 21321 | No |
| 178 | GOM_NL__2PRFIN20060329_135017_000000432046_00225_21321_8665.N1 | 29-MAR-2006 13:50:17 | Straylight | 43.000 | 64 | Gam Cen | 2.2000 | 10600. | 86 | 21321 | No |
| 179 | GOM_NL__2PRFIN20060329_135248_000000462046_00225_21321_8666.N1 | 29-MAR-2006 13:52:48 | Straylight | 45.500 | 123 | lot Cen | 2.7500 | 10200. | 91 | 21321 | No |
| 180 | GOM_NL__2PRFIN20060329_135747_000000472046_00225_21321_8667.N1 | 29-MAR-2006 13:57:47 | Tw_i_and_stray | 46.500 | 106 | 9Bet Crv | 2.6480 | 5600.0 | 93 | 21321 | No |
| 181 | GOM_NL__2PRFIN20060329_135948_000000422046_00225_21321_8668.N1 | 29-MAR-2006 13:59:48 | Tw_i_and_stray | 42.000 | 100 | 4Gam Crv | 2.5800 | 13100. | 84 | 21321 | No |
| 182 | GOM_NL__2PRFIN20060329_140940_000000402046_00225_21321_8669.N1 | 29-MAR-2006 14:09:40 | Bright | 39.500 | 62 | 94Bet Leo | 2.1360 | 9700.0 | 79 | 21321 | No |
| 183 | GOM_NL__2PRFIN20060329_141113_000000372046_00225_21321_8670.N1 | 29-MAR-2006 14:11:13 | Bright | 36.500 | 96 | 68Del Leo | 2.5600 | 9300.0 | 73 | 21321 | No |
| 184 | GOM_NL__2PRFIN20060329_141804_000000382046_00225_21321_8671.N1 | 29-MAR-2006 14:18:04 | Bright | 37.500 | 174 | 52Psi UMa | 3.0040 | 4400.0 | 75 | 21321 | No |
| 185 | GOM_NL__2PRFIN20060329_142124_000000392046_00225_21321_8672.N1 | 29-MAR-2006 14:21:24 | Bright | 38.500 | 82 | 48Bet UMa | 2.3650 | 10600. | 77 | 21321 | No |
| 186 | GOM_NL__2PRFIN20060329_142255_000000382046_00225_21321_8673.N1 | 29-MAR-2006 14:22:55 | Bright | 38.000 | 36 | 50Alp UMa | 1.8000 | 6300.0 | 76 | 21321 | No |
| 187 | GOM_NL__2PRFIN20060329_142925_000000412046_00225_21321_8674.N1 | 29-MAR-2006 14:29:25 | Bright | 40.500 | 60 | 7Bet UMi | 2.0810 | 3950.0 | 81 | 21321 | No |
| 188 | GOM_NL__2PRFIN20060329_143054_000000362046_00225_21321_8675.N1 | 29-MAR-2006 14:30:54 | Bright | 35.500 | 49 | 1Alp UMi | 1.9900 | 6300.0 | 71 | 21321 | No |
| 189 | GOM_NL__2PRFIN20060329_143838_000000362046_00225_21321_8676.N1 | 29-MAR-2006 14:38:38 | Bright | 36.000 | 89 | 5Alp Cep | 2.4510 | 8000.0 | 72 | 21321 | No |
| 190 | GOM_NL__2PRFIN20060329_144349_000000422046_00225_21321_8677.N1 | 29-MAR-2006 14:43:49 | Bright | 42.000 | 19 | 50Alp Cyg | 1.2460 | 10500. | 84 | 21321 | No |
| 191 | GOM_NL__2PRFIN20060329_144527_000000442046_00225_21321_8678.N1 | 29-MAR-2006 14:45:27 | Bright | 43.500 | 66 | 37Gam Cyg | 2.2080 | 5900.0 | 87 | 21321 | No |
| 192 | GOM_NL__2PRFIN20060329_144725_000000412046_00225_21321_8679.N1 | 29-MAR-2006 14:47:25 | Bright | 40.500 | 92 | 53Eps Cyg | 2.5000 | 4500.0 | 81 | 21321 | No |
| 193 | GOM_NL__2PRFIN20060329_145352_000000432046_00225_21321_8680.N1 | 29-MAR-2006 14:53:52 | Bright | 43.000 | 61 | 8Eps Peg | 2.1000 | 3900.0 | 86 | 21321 | No |
| 194 | GOM_NL__2PRFIN20060329_145824_000000432046_00225_21321_8681.N1 | 29-MAR-2006 14:58:24 | Twilight | 43.000 | 154 | 22Bet Aqr | 2.8990 | 5700.0 | 86 | 21321 | No |
| 195 | GOM_NL__2PRFIN20060329_151918_000000422046_00226_21322_8660.N1 | 29-MAR-2006 15:19:18 | Dark | 41.500 | 141 | Bet Ara | 2.8400 | 4600.0 | 83 | 21322 | No |
| 196 | GOM_NL__2PRFIN20060329_152228_000000402046_00226_21322_8661.N1 | 29-MAR-2006 15:22:28 | Dark | 39.500 | 134 | Bet TrA | 2.8100 | 6600.0 | 79 | 21322 | No |
| 197 | GOM_NL__2PRFIN20060329_152508_000000422046_00226_21322_8662.N1 | 29-MAR-2006 15:25:08 | Dark | 41.500 | 4 | Alp1Cen | -0.010000 | 5800.0 | 83 | 21322 | No |
| 198 | GOM_NL__2PRFIN20060329_152747_000000452046_00226_21322_8663.N1 | 29-MAR-2006 15:27:47 | Straylight | 44.500 | 78 | Alp Lup | 2.3040 | 28000. | 89 | 21322 | No |
| 199 | GOM_NL__2PRFIN20060329_152927_000000422046_00226_21322_8664.N1 | 29-MAR-2006 15:29:27 | Straylight | 42.000 | 95 | Zet Cen | 2.5450 | 26000. | 84 | 21322 | No |
| 200 | GOM_NL__2PRFIN20060329_153054_000000422046_00226_21322_8665.N1 | 29-MAR-2006 15:30:54 | Straylight | 41.500 | 64 | Gam Cen | 2.2000 | 10600. | 83 | 21322 | No |
| 201 | GOM_NL__2PRFIN20060329_153325_000000432046_00226_21322_8666.N1 | 29-MAR-2006 15:33:25 | Straylight | 43.000 | 123 | lot Cen | 2.7500 | 10200. | 86 | 21322 | No |
| 202 | GOM_NL__2PRFIN20060329_153824_000000452046_00226_21322_8667.N1 | 29-MAR-2006 15:38:24 | Tw_i_and_stray | 45.000 | 106 | 9Bet Crv | 2.6480 | 5600.0 | 90 | 21322 | No |
| 203 | GOM_NL__2PRFIN20060329_154024_000000432046_00226_21322_8668.N1 | 29-MAR-2006 15:40:24 | Tw_i_and_stray | 43.000 | 100 | 4Gam Crv | 2.5800 | 13100. | 86 | 21322 | No |
| 204 | GOM_NL__2PRFIN20060329_155016_000000392046_00226_21322_8669.N1 | 29-MAR-2006 15:50:16 | Bright | 39.000 | 62 | 94Bet Leo | 2.1360 | 9700.0 | 78 | 21322 | No |
| 205 | GOM_NL__2PRFIN20060329_155149_000000372046_00226_21322_8670.N1 | 29-MAR-2006 15:51:49 | Bright | 36.500 | 96 | 68Del Leo | 2.5600 | 9300.0 | 73 | 21322 | No |
| 206 | GOM_NL__2PRFIN20060329_155840_000000372046_00226_21322_8671.N1 | 29-MAR-2006 15:58:40 | Bright | 36.500 | 174 | 52Psi UMa | 3.0040 | 4400.0 | 73 | 21322 | No |
| 207 | GOM_NL__2PRFIN20060329_160200_000000352046_00226_21322_8672.N1 | 29-MAR-2006 16:02:00 | Bright | 35.000 | 82 | 48Bet UMa | 2.3650 | 10600. | 70 | 21322 | No |
| 208 | GOM_NL__2PRFIN20060329_160331_000000382046_00226_21322_8673.N1 | 29-MAR-2006 16:03:31 | Bright | 38.000 | 36 | 50Alp UMa | 1.8000 | 6300.0 | 76 | 21322 | No |
| 209 | GOM_NL__2PRFIN20060329_161001_000000402046_00226_21322_8674.N1 | 29-MAR-2006 16:10:01 | Bright | 39.500 | 60 | 7Bet UMi | 2.0810 | 3950.0 | 79 | 21322 | No |
| 210 | GOM_NL__2PRFIN20060329_161130_000000362046_00226_21322_8675.N1 | 29-MAR-2006 16:11:30 | Bright | 36.000 | 49 | 1Alp UMi | 1.9900 | 6300.0 | 72 | 21322 | No |
| 211 | GOM_NL__2PRFIN20060329_161914_000000352046_00226_21322_8676.N1 | 29-MAR-2006 16:19:14 | Bright | 35.000 | 89 | 5Alp Cep | 2.4510 | 8000.0 | 70 | 21322 | No |
| 212 | GOM_NL__2PRFIN20060329_162425_000000382046_00226_21322_8677.N1 | 29-MAR-2006 16:24:25 | Bright | 37.500 | 19 | 50Alp Cyg | 1.2460 | 10500. | 75 | 21322 | No |
| 213 | GOM_NL__2PRFIN20060329_162603_000000442046_00226_21322_8678.N1 | 29-MAR-2006 16:26:03 | Bright | 43.500 | 66 | 37Gam Cyg | 2.2080 | 5900.0 | 87 | 21322 | No |
| 214 | GOM_NL__2PRFIN20060329_162801_000000412046_00226_21322_8679.N1 | 29-MAR-2006 16:28:01 | Bright | 41.000 | 92 | 53Eps Cyg | 2.5000 | 4500.0 | 82 | 21322 | No |
| 215 | GOM_NL__2PRFIN20060329_163428_000000442046_00226_21322_8680.N1 | 29-MAR-2006 16:34:28 | Bright | 43.500 | 61 | 8Eps Peg | 2.1000 | 3900.0 | 87 | 21322 | No |
| 216 | GOM_NL__2PRFIN20060329_163901_000000432046_00226_21322_8681.N1 | 29-MAR-2006 16:39:01 | Twilight | 43.000 | 154 | 22Bet Aqr | 2.8990 | 5700.0 | 86 | 21322 | No |
| 217 | GOM_NL__2PRFIN20060329_165955_000000432046_00227_21323_8660.N1 | 29-MAR-2006 16:59:55 | Dark | 43.000 | 141 | Bet Ara | 2.8400 | 4600.0 | 86 | 21323 | No |
| 218 | GOM_NL__2PRFIN20060329_170305_000000382046_00227_21323_8661.N1 | 29-MAR-2006 17:03:05 | Dark | 38.000 | 134 | Bet TrA | 2.8100 | 6600.0 | 76 | 21323 | No |
| 219 | GOM_NL__2PRFIN20060329_170545_000000522046_00227_21323_8662.N1 | 29-MAR-2006 17:05:45 | Dark | 52.000 | 4 | Alp1Cen | -0.010000 | 5800.0 | 104 | 21323 | No |

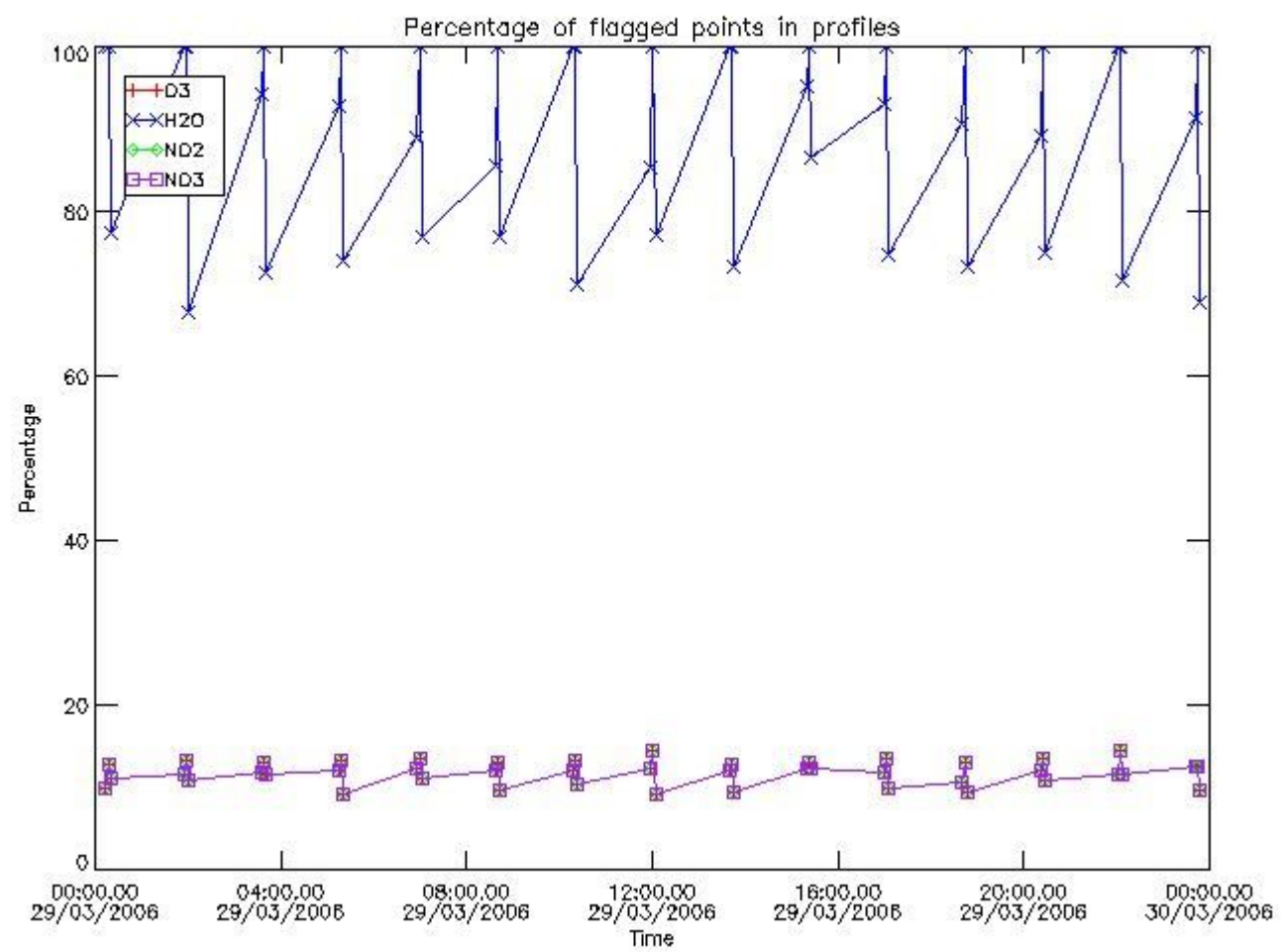
| | | | | | | | | | | | |
|-----|--|----------------------|----------------|--------|-----|-----------|-----------|--------|-----|-------|----|
| 220 | GOM_NL__2PRFIN20060329_170824_000000472046_00227_21323_8663.N1 | 29-MAR-2006 17:08:24 | Straylight | 46.500 | 78 | Alp Lup | 2.3040 | 28000. | 93 | 21323 | No |
| 221 | GOM_NL__2PRFIN20060329_171003_000000442046_00227_21323_8664.N1 | 29-MAR-2006 17:10:03 | Straylight | 43.500 | 95 | Zet Cen | 2.5450 | 26000. | 87 | 21323 | No |
| 222 | GOM_NL__2PRFIN20060329_171130_000000422046_00227_21323_8665.N1 | 29-MAR-2006 17:11:30 | Straylight | 41.500 | 64 | Gam Cen | 2.2000 | 10600. | 83 | 21323 | No |
| 223 | GOM_NL__2PRFIN20060329_171401_000000462046_00227_21323_8666.N1 | 29-MAR-2006 17:14:01 | Straylight | 45.500 | 123 | lot Cen | 2.7500 | 10200. | 91 | 21323 | No |
| 224 | GOM_NL__2PRFIN20060329_171900_000000482046_00227_21323_8667.N1 | 29-MAR-2006 17:19:00 | Tw_i_and_stray | 48.000 | 106 | 9Bet Crv | 2.6480 | 5600.0 | 96 | 21323 | No |
| 225 | GOM_NL__2PRFIN20060329_172100_000000442046_00227_21323_8668.N1 | 29-MAR-2006 17:21:00 | Tw_i_and_stray | 43.500 | 100 | 4Gam Crv | 2.5800 | 13100. | 87 | 21323 | No |
| 226 | GOM_NL__2PRFIN20060329_173052_000000402046_00227_21323_8669.N1 | 29-MAR-2006 17:30:52 | Bright | 39.500 | 62 | 94Bet Leo | 2.1360 | 9700.0 | 79 | 21323 | No |
| 227 | GOM_NL__2PRFIN20060329_173225_000000362046_00227_21323_8670.N1 | 29-MAR-2006 17:32:25 | Bright | 36.000 | 96 | 68Del Leo | 2.5600 | 9300.0 | 72 | 21323 | No |
| 228 | GOM_NL__2PRFIN20060329_173916_000000352046_00227_21323_8671.N1 | 29-MAR-2006 17:39:16 | Bright | 35.000 | 174 | 52Psi UMa | 3.0040 | 4400.0 | 70 | 21323 | No |
| 229 | GOM_NL__2PRFIN20060329_174236_000000372046_00227_21323_8672.N1 | 29-MAR-2006 17:42:36 | Bright | 36.500 | 82 | 48Bet UMa | 2.3650 | 10600. | 73 | 21323 | No |
| 230 | GOM_NL__2PRFIN20060329_174407_000000372046_00227_21323_8673.N1 | 29-MAR-2006 17:44:07 | Bright | 37.000 | 36 | 50Alp UMa | 1.8000 | 6300.0 | 74 | 21323 | No |
| 231 | GOM_NL__2PRFIN20060329_175036_000000412046_00227_21323_8674.N1 | 29-MAR-2006 17:50:36 | Bright | 41.000 | 60 | 7Bet UMi | 2.0810 | 3950.0 | 82 | 21323 | No |
| 232 | GOM_NL__2PRFIN20060329_175206_000000362046_00227_21323_8675.N1 | 29-MAR-2006 17:52:06 | Bright | 36.000 | 49 | 1Alp UMi | 1.9900 | 6300.0 | 72 | 21323 | No |
| 233 | GOM_NL__2PRFIN20060329_175951_000000342046_00227_21323_8676.N1 | 29-MAR-2006 17:59:51 | Bright | 34.000 | 89 | 5Alp Cep | 2.4510 | 8000.0 | 68 | 21323 | No |
| 234 | GOM_NL__2PRFIN20060329_180501_000000412046_00227_21323_8677.N1 | 29-MAR-2006 18:05:01 | Bright | 41.000 | 19 | 50Alp Cyg | 1.2460 | 10500. | 82 | 21323 | No |
| 235 | GOM_NL__2PRFIN20060329_180639_000000412046_00227_21323_8678.N1 | 29-MAR-2006 18:06:39 | Bright | 41.000 | 66 | 37Gam Cyg | 2.2080 | 5900.0 | 82 | 21323 | No |
| 236 | GOM_NL__2PRFIN20060329_180837_000000422046_00227_21323_8679.N1 | 29-MAR-2006 18:08:37 | Bright | 41.500 | 92 | 53Eps Cyg | 2.5000 | 4500.0 | 83 | 21323 | No |
| 237 | GOM_NL__2PRFIN20060329_181505_000000452046_00227_21323_8680.N1 | 29-MAR-2006 18:15:05 | Bright | 45.000 | 61 | 8Eps Peg | 2.1000 | 3900.0 | 90 | 21323 | No |
| 238 | GOM_NL__2PRFIN20060329_181937_000000412046_00227_21323_8681.N1 | 29-MAR-2006 18:19:37 | Twilight | 41.000 | 154 | 22Bet Aqr | 2.8990 | 5700.0 | 82 | 21323 | No |
| 239 | GOM_NL__2PRFIN20060329_184031_000000482046_00228_21324_8660.N1 | 29-MAR-2006 18:40:31 | Dark | 48.000 | 141 | Bet Ara | 2.8400 | 4600.0 | 96 | 21324 | No |
| 240 | GOM_NL__2PRFIN20060329_184341_000000402046_00228_21324_8661.N1 | 29-MAR-2006 18:43:41 | Dark | 39.500 | 134 | Bet TrA | 2.8100 | 6600.0 | 79 | 21324 | No |
| 241 | GOM_NL__2PRFIN20060329_184621_000000552046_00228_21324_8662.N1 | 29-MAR-2006 18:46:21 | Dark | 54.500 | 4 | Alp1Cen | -0.010000 | 5800.0 | 109 | 21324 | No |
| 242 | GOM_NL__2PRFIN20060329_184900_000000442046_00228_21324_8663.N1 | 29-MAR-2006 18:49:00 | Straylight | 44.000 | 78 | Alp Lup | 2.3040 | 28000. | 88 | 21324 | No |
| 243 | GOM_NL__2PRFIN20060329_185040_000000432046_00228_21324_8664.N1 | 29-MAR-2006 18:50:40 | Straylight | 43.000 | 95 | Zet Cen | 2.5450 | 26000. | 86 | 21324 | No |
| 244 | GOM_NL__2PRFIN20060329_185206_000000382046_00228_21324_8665.N1 | 29-MAR-2006 18:52:06 | Straylight | 38.000 | 64 | Gam Cen | 2.2000 | 10600. | 76 | 21324 | No |
| 245 | GOM_NL__2PRFIN20060329_185438_000000462046_00228_21324_8666.N1 | 29-MAR-2006 18:54:38 | Straylight | 46.000 | 123 | lot Cen | 2.7500 | 10200. | 92 | 21324 | No |
| 246 | GOM_NL__2PRFIN20060329_190007_000000442046_00228_21324_8667.N1 | 29-MAR-2006 19:00:07 | Tw_i_and_stray | 44.000 | 171 | 2Eps Crv | 3.0010 | 4250.0 | 88 | 21324 | No |
| 247 | GOM_NL__2PRFIN20060329_190136_000000412046_00228_21324_8668.N1 | 29-MAR-2006 19:01:36 | Tw_i_and_stray | 41.000 | 100 | 4Gam Crv | 2.5800 | 13100. | 82 | 21324 | No |
| 248 | GOM_NL__2PRFIN20060329_191128_000000562046_00228_21324_8669.N1 | 29-MAR-2006 19:11:28 | Bright | 56.000 | 62 | 94Bet Leo | 2.1360 | 9700.0 | 112 | 21324 | No |
| 249 | GOM_NL__2PRFIN20060329_191301_000000532046_00228_21324_8670.N1 | 29-MAR-2006 19:13:01 | Bright | 53.000 | 96 | 68Del Leo | 2.5600 | 9300.0 | 106 | 21324 | No |
| 250 | GOM_NL__2PRFIN20060329_191952_000000382046_00228_21324_8671.N1 | 29-MAR-2006 19:19:52 | Bright | 38.000 | 174 | 52Psi UMa | 3.0040 | 4400.0 | 76 | 21324 | No |
| 251 | GOM_NL__2PRFIN20060329_192312_000000352046_00228_21324_8672.N1 | 29-MAR-2006 19:23:12 | Bright | 35.000 | 82 | 48Bet UMa | 2.3650 | 10600. | 70 | 21324 | No |
| 252 | GOM_NL__2PRFIN20060329_192443_000000382046_00228_21324_8673.N1 | 29-MAR-2006 19:24:43 | Bright | 37.500 | 36 | 50Alp UMa | 1.8000 | 6300.0 | 75 | 21324 | No |
| 253 | GOM_NL__2PRFIN20060329_193112_000000402046_00228_21324_8674.N1 | 29-MAR-2006 19:31:12 | Bright | 40.000 | 60 | 7Bet UMi | 2.0810 | 3950.0 | 80 | 21324 | No |
| 254 | GOM_NL__2PRFIN20060329_193242_000000372046_00228_21324_8675.N1 | 29-MAR-2006 19:32:42 | Bright | 36.500 | 49 | 1Alp UMi | 1.9900 | 6300.0 | 73 | 21324 | No |
| 255 | GOM_NL__2PRFIN20060329_194026_000000382046_00228_21324_8676.N1 | 29-MAR-2006 19:40:26 | Bright | 37.500 | 89 | 5Alp Cep | 2.4510 | 8000.0 | 75 | 21324 | No |
| 256 | GOM_NL__2PRFIN20060329_194537_000000402046_00228_21324_8677.N1 | 29-MAR-2006 19:45:37 | Bright | 40.000 | 19 | 50Alp Cyg | 1.2460 | 10500. | 80 | 21324 | No |
| 257 | GOM_NL__2PRFIN20060329_194715_000000442046_00228_21324_8678.N1 | 29-MAR-2006 19:47:15 | Bright | 43.500 | 66 | 37Gam Cyg | 2.2080 | 5900.0 | 87 | 21324 | No |
| 258 | GOM_NL__2PRFIN20060329_194913_000000412046_00228_21324_8679.N1 | 29-MAR-2006 19:49:13 | Bright | 41.000 | 92 | 53Eps Cyg | 2.5000 | 4500.0 | 82 | 21324 | No |
| 259 | GOM_NL__2PRFIN20060329_195541_000000532046_00228_21324_8680.N1 | 29-MAR-2006 19:55:41 | Bright | 53.000 | 61 | 8Eps Peg | 2.1000 | 3900.0 | 106 | 21324 | No |
| 260 | GOM_NL__2PRFIN20060329_200013_000000432046_00228_21324_8681.N1 | 29-MAR-2006 20:00:13 | Twilight | 42.500 | 154 | 22Bet Aqr | 2.8990 | 5700.0 | 85 | 21324 | No |
| 261 | GOM_NL__2PRFIN20060329_202108_000000422046_00229_21325_8660.N1 | 29-MAR-2006 20:21:08 | Dark | 42.000 | 141 | Bet Ara | 2.8400 | 4600.0 | 84 | 21325 | No |
| 262 | GOM_NL__2PRFIN20060329_202418_000000382046_00229_21325_8661.N1 | 29-MAR-2006 20:24:18 | Dark | 38.000 | 134 | Bet TrA | 2.8100 | 6600.0 | 76 | 21325 | No |
| 263 | GOM_NL__2PRFIN20060329_202658_000000472046_00229_21325_8662.N1 | 29-MAR-2006 20:26:58 | Dark | 46.500 | 4 | Alp1Cen | -0.010000 | 5800.0 | 93 | 21325 | No |
| 264 | GOM_NL__2PRFIN20060329_202937_000000442046_00229_21325_8663.N1 | 29-MAR-2006 20:29:37 | Straylight | 43.500 | 78 | Alp Lup | 2.3040 | 28000. | 87 | 21325 | No |
| 265 | GOM_NL__2PRFIN20060329_203116_000000432046_00229_21325_8664.N1 | 29-MAR-2006 20:31:16 | Straylight | 42.500 | 95 | Zet Cen | 2.5450 | 26000. | 85 | 21325 | No |
| 266 | GOM_NL__2PRFIN20060329_203243_000000382046_00229_21325_8665.N1 | 29-MAR-2006 20:32:43 | Straylight | 38.000 | 64 | Gam Cen | 2.2000 | 10600. | 76 | 21325 | No |
| 267 | GOM_NL__2PRFIN20060329_203514_000000452046_00229_21325_8666.N1 | 29-MAR-2006 20:35:14 | Straylight | 44.500 | 123 | lot Cen | 2.7500 | 10200. | 89 | 21325 | No |
| 268 | GOM_NL__2PRFIN20060329_204043_000000432046_00229_21325_8667.N1 | 29-MAR-2006 20:40:43 | Tw_i_and_stray | 43.000 | 171 | 2Eps Crv | 3.0010 | 4250.0 | 86 | 21325 | No |
| 269 | GOM_NL__2PRFIN20060329_204212_000000442046_00229_21325_8668.N1 | 29-MAR-2006 20:42:12 | Tw_i_and_stray | 43.500 | 100 | 4Gam Crv | 2.5800 | 13100. | 87 | 21325 | No |
| 270 | GOM_NL__2PRFIN20060329_205204_000000392046_00229_21325_8669.N1 | 29-MAR-2006 20:52:04 | Bright | 39.000 | 62 | 94Bet Leo | 2.1360 | 9700.0 | 78 | 21325 | No |
| 271 | GOM_NL__2PRFIN20060329_205337_000000362046_00229_21325_8670.N1 | 29-MAR-2006 20:53:37 | Bright | 36.000 | 96 | 68Del Leo | 2.5600 | 9300.0 | 72 | 21325 | No |
| 272 | GOM_NL__2PRFIN20060329_210028_000000352046_00229_21325_8671.N1 | 29-MAR-2006 21:00:28 | Bright | 34.500 | 174 | 52Psi UMa | 3.0040 | 4400.0 | 69 | 21325 | No |
| 273 | GOM_NL__2PRFIN20060329_210348_000000362046_00229_21325_8672.N1 | 29-MAR-2006 21:03:48 | Bright | 36.000 | 82 | 48Bet UMa | 2.3650 | 10600. | 72 | 21325 | No |
| 274 | GOM_NL__2PRFIN20060329_210519_000000372046_00229_21325_8673.N1 | 29-MAR-2006 21:05:19 | Bright | 37.000 | 36 | 50Alp UMa | 1.8000 | 6300.0 | 74 | 21325 | No |
| 275 | GOM_NL__2PRFIN20060329_211147_000000402046_00229_21325_8674.N1 | 29-MAR-2006 21:11:47 | Bright | 40.000 | 60 | 7Bet UMi | 2.0810 | 3950.0 | 80 | 21325 | No |
| 276 | GOM_NL__2PRFIN20060329_211318_000000372046_00229_21325_8675.N1 | 29-MAR-2006 21:13:18 | Bright | 36.500 | 49 | 1Alp UMi | 1.9900 | 6300.0 | 73 | 21325 | No |
| 277 | GOM_NL__2PRFIN20060329_212102_000000352046_00229_21325_8676.N1 | 29-MAR-2006 21:21:02 | Bright | 35.000 | 89 | 5Alp Cep | 2.4510 | 8000.0 | 70 | 21325 | No |
| 278 | GOM_NL__2PRFIN20060329_212613_000000412046_00229_21325_8677.N1 | 29-MAR-2006 21:26:13 | Bright | 40.500 | 19 | 50Alp Cyg | 1.2460 | 10500. | 81 | 21325 | No |

| | | | | | | | | | | | |
|-----|--|----------------------|----------------|--------|-----|-----------|-----------|--------|-----|-------|----|
| 279 | GOM_NL__2PRFIN20060329_212751_000000442046_00229_21325_8678.N1 | 29-MAR-2006 21:27:51 | Bright | 43.500 | 66 | 37Gam Cyg | 2.2080 | 5900.0 | 87 | 21325 | No |
| 280 | GOM_NL__2PRFIN20060329_212949_000000412046_00229_21325_8679.N1 | 29-MAR-2006 21:29:49 | Bright | 41.000 | 92 | 53Eps Cyg | 2.5000 | 4500.0 | 82 | 21325 | No |
| 281 | GOM_NL__2PRFIN20060329_213617_000000442046_00229_21325_8680.N1 | 29-MAR-2006 21:36:17 | Bright | 43.500 | 61 | 8Eps Peg | 2.1000 | 3900.0 | 87 | 21325 | No |
| 282 | GOM_NL__2PRFIN20060329_214049_000000402046_00229_21325_8681.N1 | 29-MAR-2006 21:40:49 | Twilight | 40.000 | 154 | 22Bet Aqr | 2.8990 | 5700.0 | 80 | 21325 | No |
| 283 | GOM_NL__2PRFIN20060329_220145_000000442046_00230_21326_8660.N1 | 29-MAR-2006 22:01:45 | Dark | 44.000 | 141 | Bet Ara | 2.8400 | 4600.0 | 88 | 21326 | No |
| 284 | GOM_NL__2PRFIN20060329_220454_000000392046_00230_21326_8661.N1 | 29-MAR-2006 22:04:54 | Dark | 39.000 | 134 | Bet TrA | 2.8100 | 6600.0 | 78 | 21326 | No |
| 285 | GOM_NL__2PRFIN20060329_220734_000000452046_00230_21326_8662.N1 | 29-MAR-2006 22:07:34 | Dark | 44.500 | 4 | Alp1Cen | -0.010000 | 5800.0 | 89 | 21326 | No |
| 286 | GOM_NL__2PRFIN20060329_221013_000000442046_00230_21326_8663.N1 | 29-MAR-2006 22:10:13 | Straylight | 44.000 | 78 | Alp Lup | 2.3040 | 28000. | 88 | 21326 | No |
| 287 | GOM_NL__2PRFIN20060329_221153_000000422046_00230_21326_8664.N1 | 29-MAR-2006 22:11:53 | Straylight | 41.500 | 95 | Zet Cen | 2.5450 | 26000. | 83 | 21326 | No |
| 288 | GOM_NL__2PRFIN20060329_221319_000000412046_00230_21326_8665.N1 | 29-MAR-2006 22:13:19 | Straylight | 41.000 | 64 | Gam Cen | 2.2000 | 10600. | 82 | 21326 | No |
| 289 | GOM_NL__2PRFIN20060329_221550_000000462046_00230_21326_8666.N1 | 29-MAR-2006 22:15:50 | Straylight | 46.000 | 123 | lot Cen | 2.7500 | 10200. | 92 | 21326 | No |
| 290 | GOM_NL__2PRFIN20060329_222048_000000462046_00230_21326_8667.N1 | 29-MAR-2006 22:20:48 | Tw_i_and_stray | 46.000 | 106 | 9Bet Crv | 2.6480 | 5600.0 | 92 | 21326 | No |
| 291 | GOM_NL__2PRFIN20060329_222248_000000442046_00230_21326_8668.N1 | 29-MAR-2006 22:22:48 | Tw_i_and_stray | 43.500 | 100 | 4Gam Crv | 2.5800 | 13100. | 87 | 21326 | No |
| 292 | GOM_NL__2PRFIN20060329_223239_000000392046_00230_21326_8669.N1 | 29-MAR-2006 22:32:39 | Bright | 38.500 | 62 | 94Bet Leo | 2.1360 | 9700.0 | 77 | 21326 | No |
| 293 | GOM_NL__2PRFIN20060329_223412_000000352046_00230_21326_8670.N1 | 29-MAR-2006 22:34:12 | Bright | 35.000 | 96 | 68Del Leo | 2.5600 | 9300.0 | 70 | 21326 | No |
| 294 | GOM_NL__2PRFIN20060329_224104_000000362046_00230_21326_8671.N1 | 29-MAR-2006 22:41:04 | Bright | 35.500 | 174 | 52Psi UMa | 3.0040 | 4400.0 | 71 | 21326 | No |
| 295 | GOM_NL__2PRFIN20060329_224423_000000462046_00230_21326_8672.N1 | 29-MAR-2006 22:44:23 | Bright | 46.000 | 82 | 48Bet UMa | 2.3650 | 10600. | 92 | 21326 | No |
| 296 | GOM_NL__2PRFIN20060329_224555_000000372046_00230_21326_8673.N1 | 29-MAR-2006 22:45:55 | Bright | 37.000 | 36 | 50Alp UMa | 1.8000 | 6300.0 | 74 | 21326 | No |
| 297 | GOM_NL__2PRFIN20060329_225223_000000362046_00230_21326_8674.N1 | 29-MAR-2006 22:52:23 | Bright | 36.000 | 60 | 7Bet UMi | 2.0810 | 3950.0 | 72 | 21326 | No |
| 298 | GOM_NL__2PRFIN20060329_225354_000000352046_00230_21326_8675.N1 | 29-MAR-2006 22:53:54 | Bright | 34.500 | 49 | 1Alp UMi | 1.9900 | 6300.0 | 69 | 21326 | No |
| 299 | GOM_NL__2PRFIN20060329_230138_000000412046_00230_21326_8676.N1 | 29-MAR-2006 23:01:38 | Bright | 41.000 | 89 | 5Alp Cep | 2.4510 | 8000.0 | 82 | 21326 | No |
| 300 | GOM_NL__2PRFIN20060329_230649_000000382046_00230_21326_8677.N1 | 29-MAR-2006 23:06:49 | Bright | 38.000 | 19 | 50Alp Cyg | 1.2460 | 10500. | 76 | 21326 | No |
| 301 | GOM_NL__2PRFIN20060329_230827_000000442046_00230_21326_8678.N1 | 29-MAR-2006 23:08:27 | Bright | 44.000 | 66 | 37Gam Cyg | 2.2080 | 5900.0 | 88 | 21326 | No |
| 302 | GOM_NL__2PRFIN20060329_231025_000000432046_00230_21326_8679.N1 | 29-MAR-2006 23:10:25 | Bright | 43.000 | 92 | 53Eps Cyg | 2.5000 | 4500.0 | 86 | 21326 | No |
| 303 | GOM_NL__2PRFIN20060329_231653_000000442046_00230_21326_8680.N1 | 29-MAR-2006 23:16:53 | Bright | 44.000 | 61 | 8Eps Peg | 2.1000 | 3900.0 | 88 | 21326 | No |
| 304 | GOM_NL__2PRFIN20060329_232126_000000442046_00230_21326_8681.N1 | 29-MAR-2006 23:21:26 | Twilight | 44.000 | 154 | 22Bet Aqr | 2.8990 | 5700.0 | 88 | 21326 | No |
| 305 | GOM_NL__2PRFIN20060329_234221_000000412046_00231_21327_8660.N1 | 29-MAR-2006 23:42:21 | Dark | 41.000 | 141 | Bet Ara | 2.8400 | 4600.0 | 82 | 21327 | No |
| 306 | GOM_NL__2PRFIN20060329_234530_000000412046_00231_21327_8661.N1 | 29-MAR-2006 23:45:30 | Dark | 40.500 | 134 | Bet TrA | 2.8100 | 6600.0 | 81 | 21327 | No |
| 307 | GOM_NL__2PRFIN20060329_234810_000000542046_00231_21327_8662.N1 | 29-MAR-2006 23:48:10 | Dark | 53.500 | 4 | Alp1Cen | -0.010000 | 5800.0 | 107 | 21327 | No |
| 308 | GOM_NL__2PRFIN20060329_235050_000000472046_00231_21327_8663.N1 | 29-MAR-2006 23:50:50 | Straylight | 46.500 | 78 | Alp Lup | 2.3040 | 28000. | 93 | 21327 | No |
| 309 | GOM_NL__2PRFIN20060329_235229_000000432046_00231_21327_8664.N1 | 29-MAR-2006 23:52:29 | Straylight | 42.500 | 95 | Zet Cen | 2.5450 | 26000. | 85 | 21327 | No |
| 310 | GOM_NL__2PRFIN20060329_235355_000000422046_00231_21327_8665.N1 | 29-MAR-2006 23:53:55 | Straylight | 42.000 | 64 | Gam Cen | 2.2000 | 10600. | 84 | 21327 | No |
| 311 | GOM_NL__2PRFIN20060329_235627_000000432046_00231_21327_8666.N1 | 29-MAR-2006 23:56:27 | Straylight | 43.000 | 123 | lot Cen | 2.7500 | 10200. | 86 | 21327 | No |

3. Quality information per product

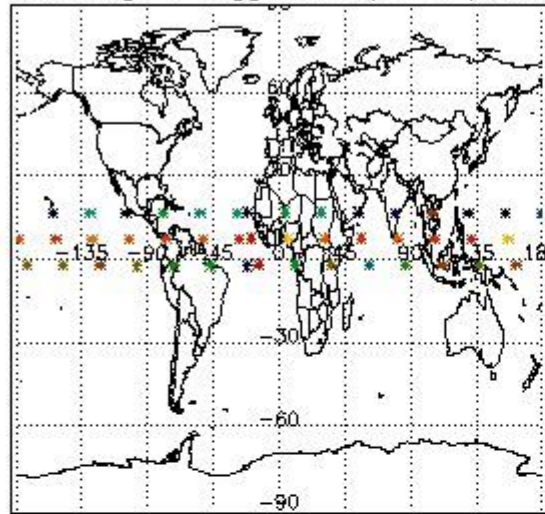
In this section it is plotted some information contained in the Quality Summary data set of the level 2 products. Only products in dark limb conditions and without errors (error flag in the MPH set to "0") are used.

3.1 Plot quality information per product (time dependant)

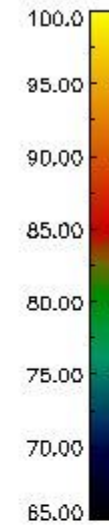
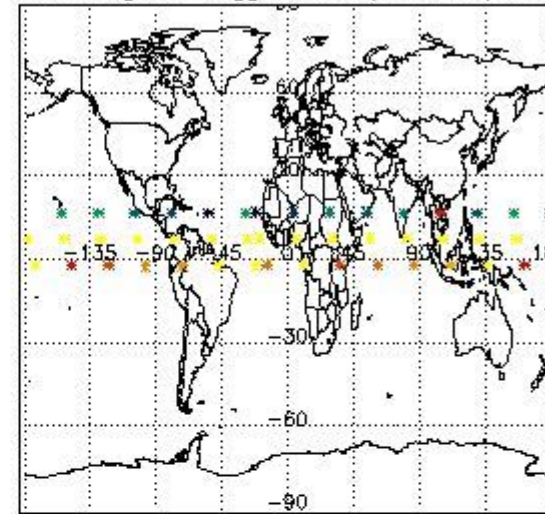


3.2 Plot quality information per product (world map)


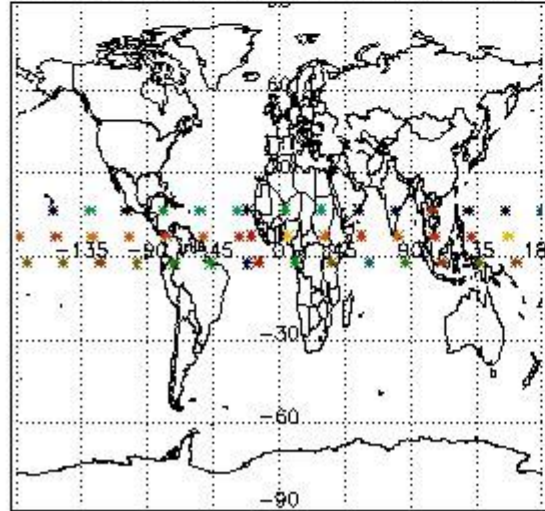
Percentage of flagged data per O3 profile



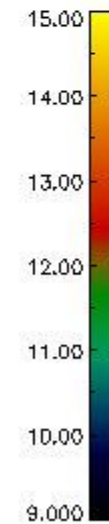
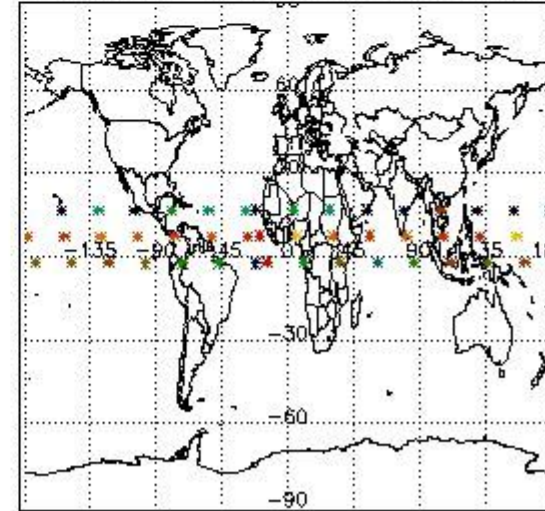
Percentage of flagged data per H2O profile



Percentage of flagged data per NO2 profile



Percentage of flagged data per NO3 profile

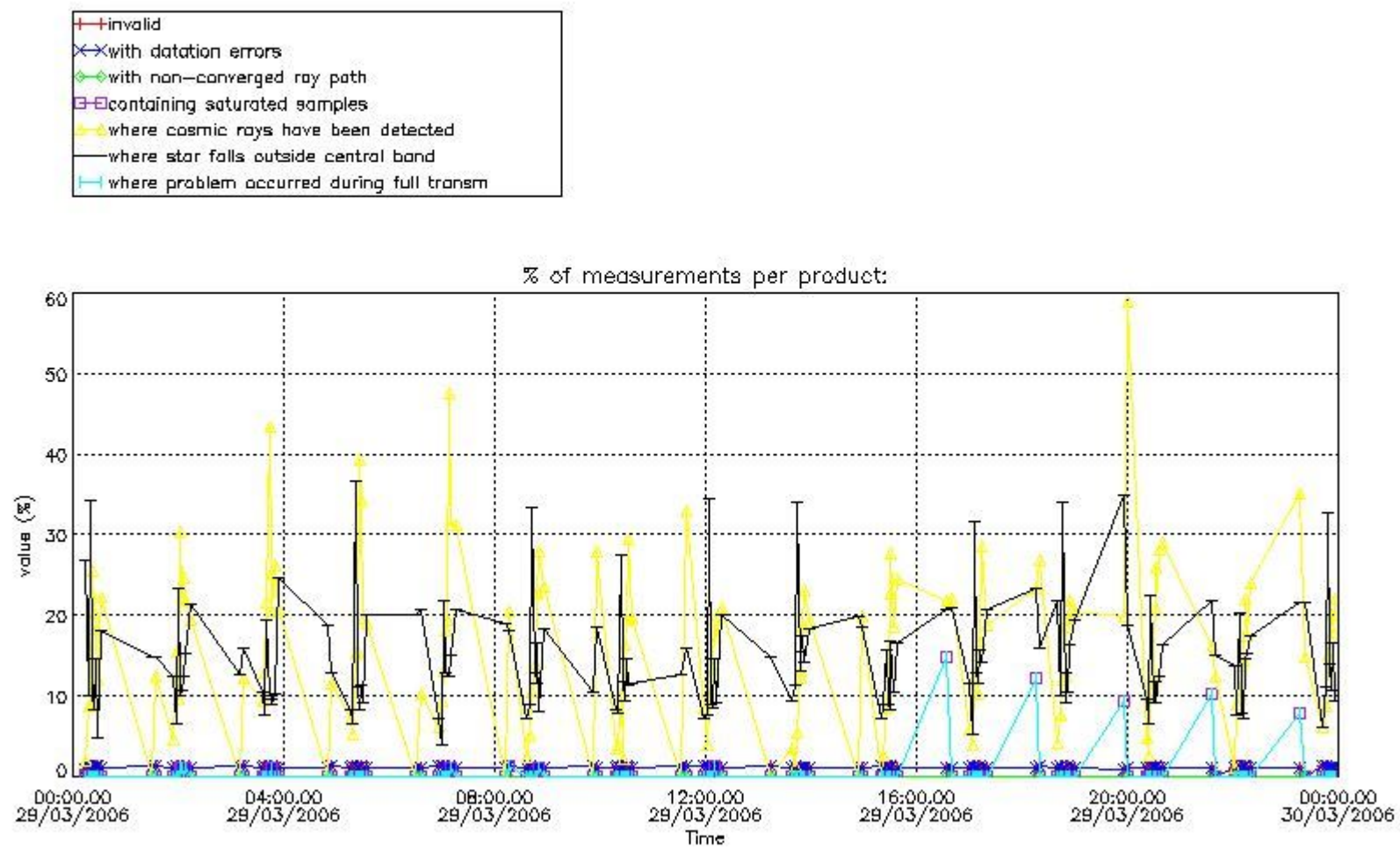


4. Level 1 quality information per product

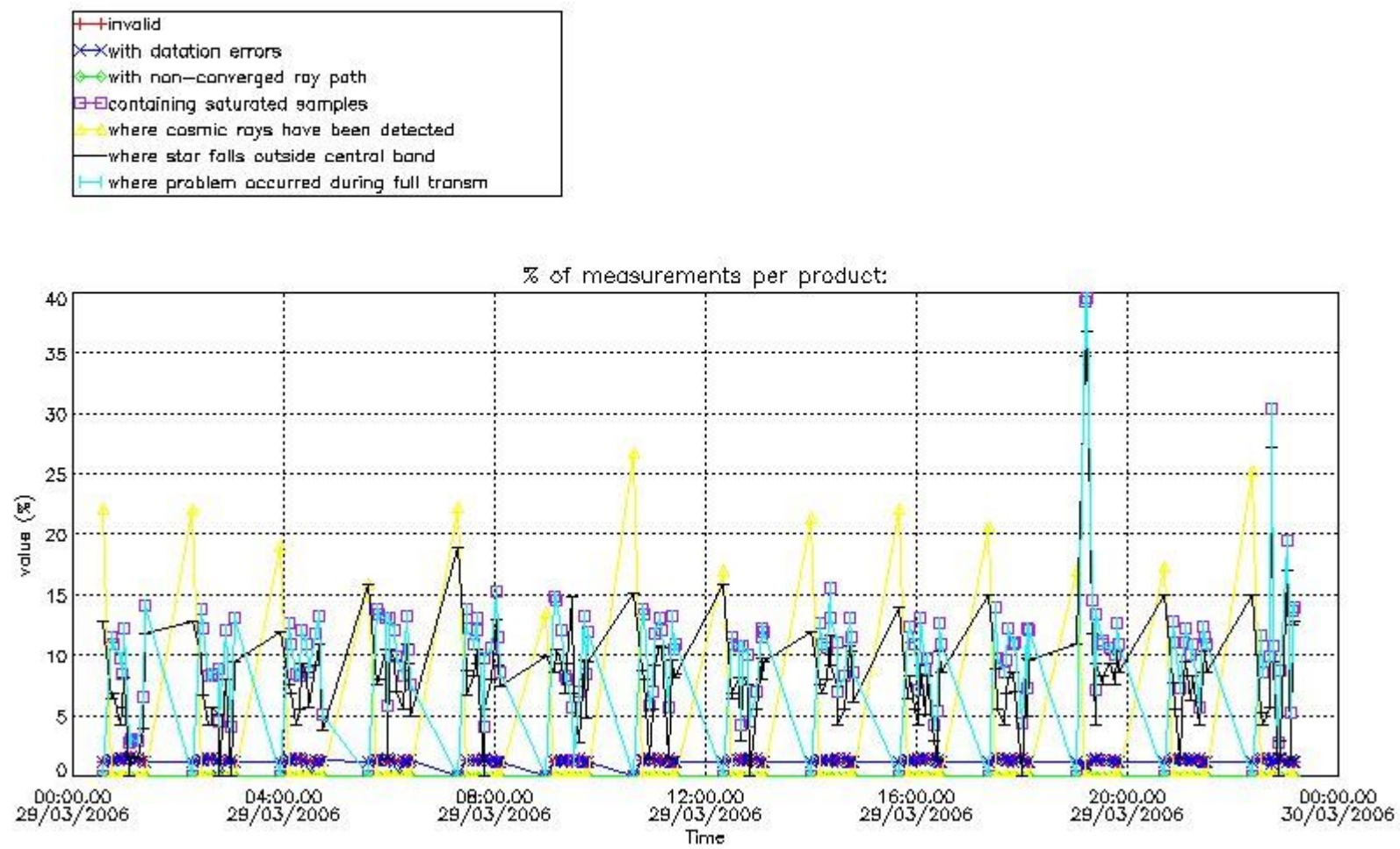
In this section it is plotted some information contained in the Quality Summary data set of the level 2 products that comes from the level 1b processing. Products without errors (error flag in the MPH set to "0") are used.

4.1 Plot quality information per product (time dependant) coming from level 1b processing

4.1.1 Plot level 1 quality information per product (time dependant): ENVISAT ASCENDING passes

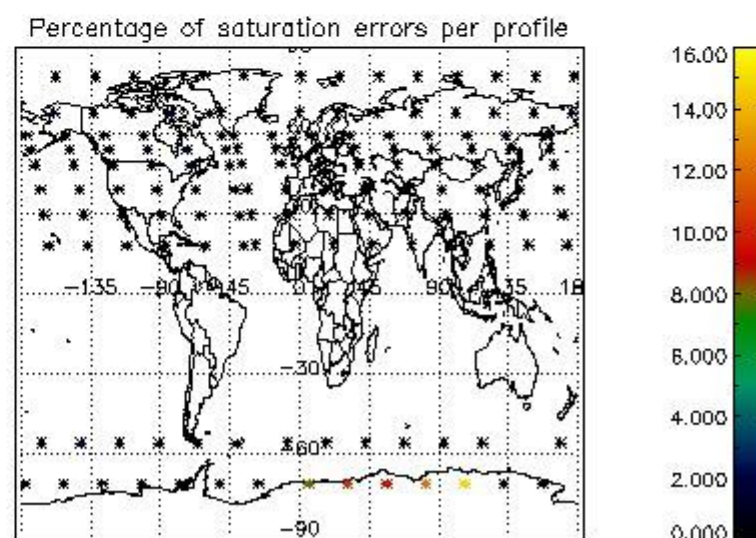
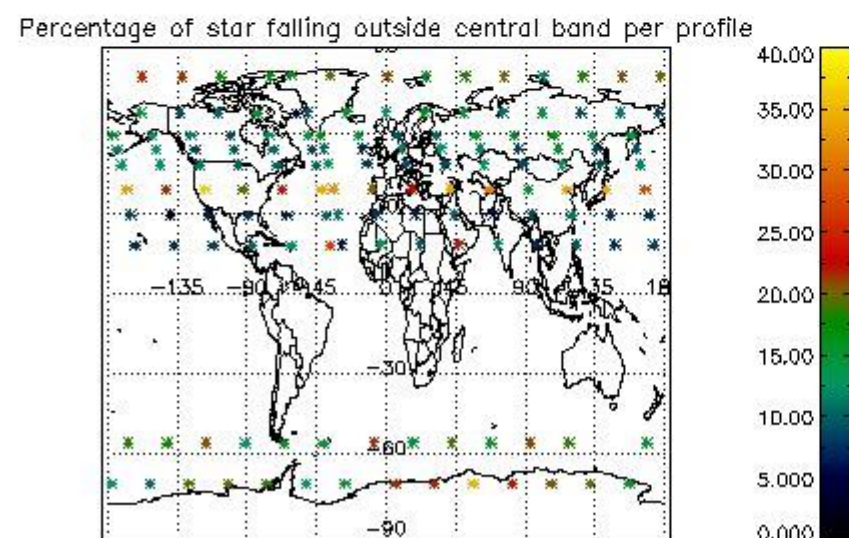
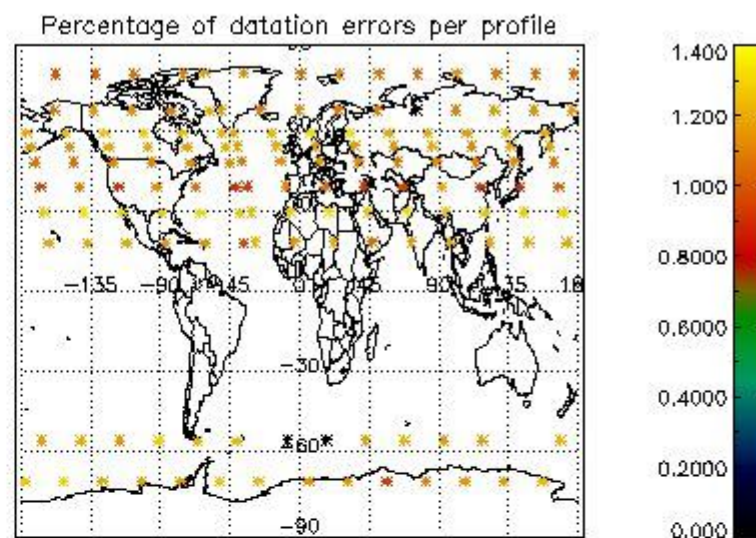
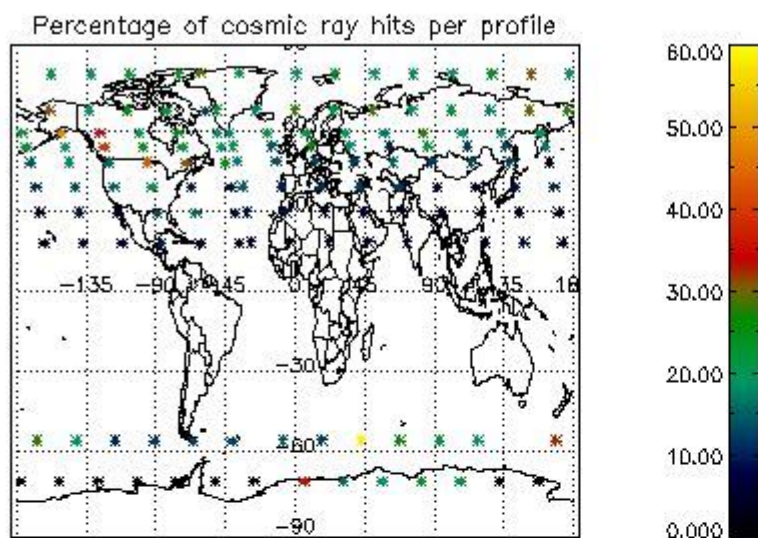


4.1.2 Plot level 1 quality information per product (time dependant): ENVI SAT DESCENDING passes

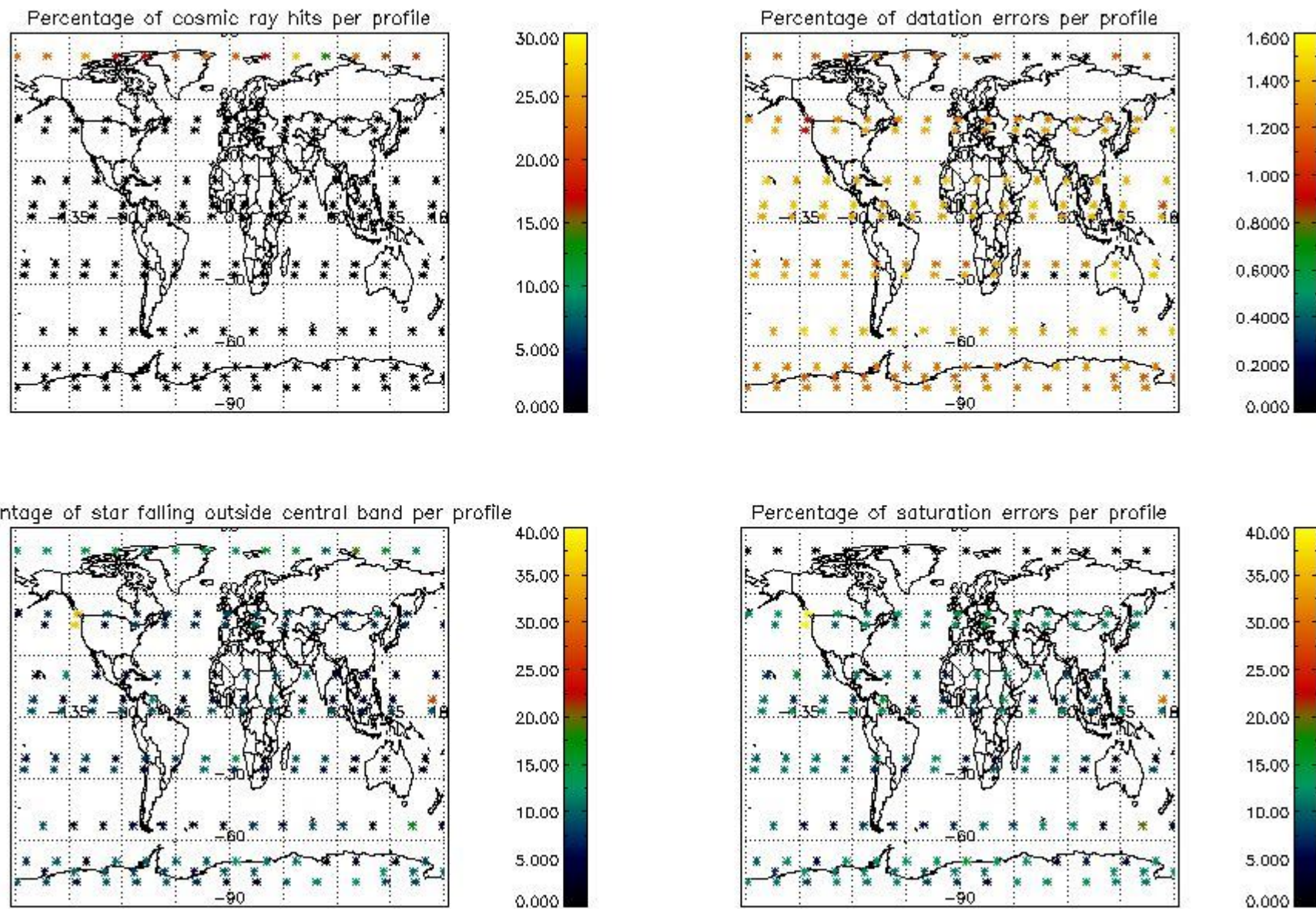


4.2 Plot quality information per product coming from level 1b processing (world map)

4.2.1 Plot level 1 quality information per product (world map): ENVISAT ASCENDING passes



4.2.2 Plot level 1 quality information per product (world map): ENVISAT DESCENDING passes



5. Trace gas profiles

5.1 Ozone statistics based on quality of products

The final quality of the products can be "measured" using the STD (Standard Deviation) attached to every point profile. This information is written to the parameter GOM_NL__2P/NL_LOCAL_SPECIES_DENSITY/o3_std of the level 2 products. The table below shows the statistics for given STD ranges.

The statistics are given with respect to the overall valid production:

- Products without fatal errors: GOM_NL__2P/MPH/PRODUCT_ERR=0
- Valid point profile: GOM_NL__2P/NL_LOCAL_SPECIES_DENSITY/pcd(0)=0

The 'Criteria' is applied to valid points of dark limb products:

- Products in dark limb illumination condition: GOM_NL__2P/NL_SUMMARY_QUALITY/obs_ill_cond=0
- Products without fatal errors: GOM_NL__2P/MPH/PRODUCT_ERR=0
- Valid point profile: GOM_NL__2P/NL_LOCAL_SPECIES_DENSITY/pcd(0)=0

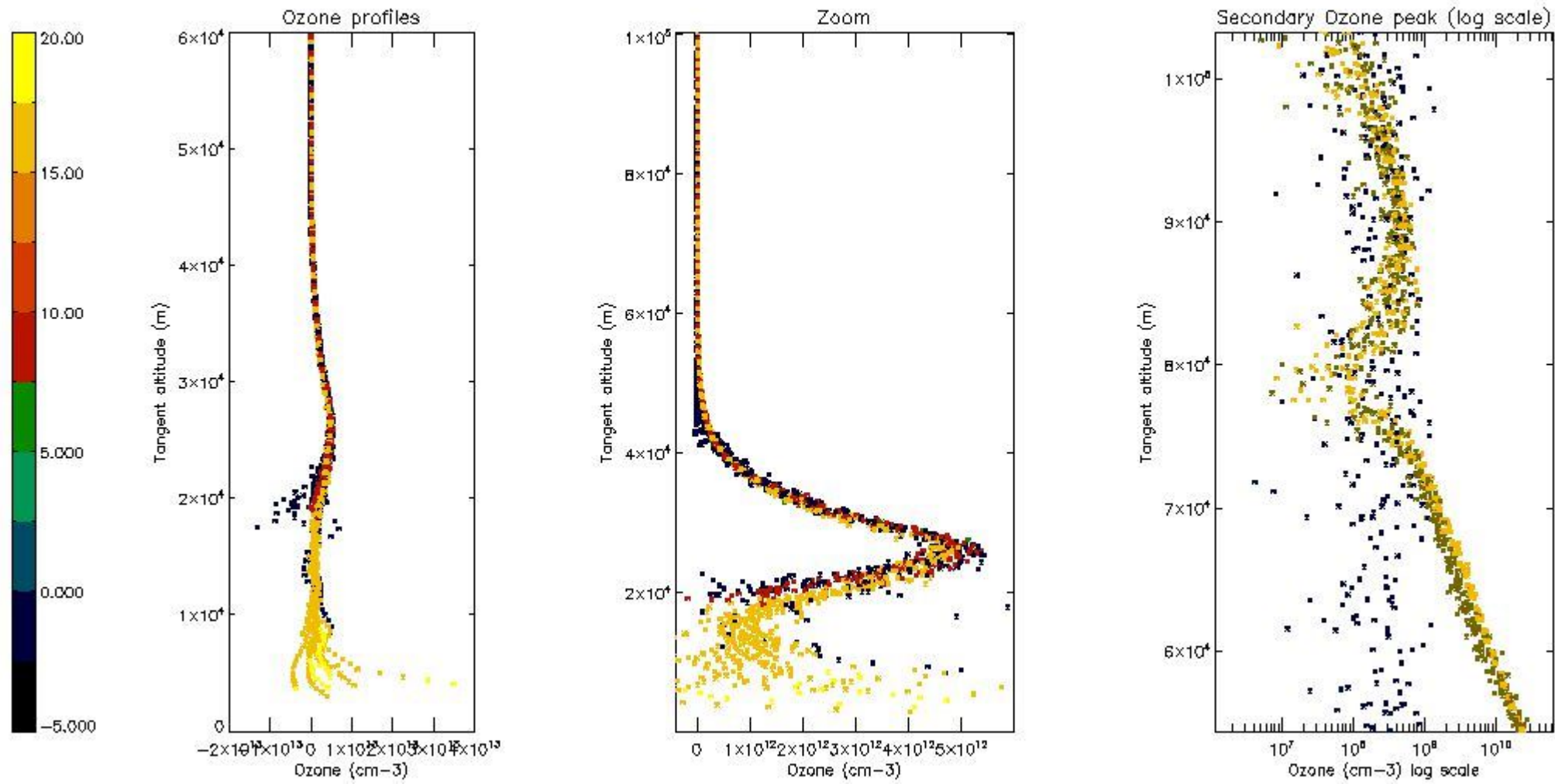
So, the table below shows the percentage of dark limb and valid observations for each criteria with respect to the overall valid daily observations.

| Criteria | % of total production |
|----------|-----------------------|
| All STD | 16 |
| STD < 20 | 8 |

| | |
|----------|---|
| STD < 10 | 5 |
| STD < 5 | 2 |

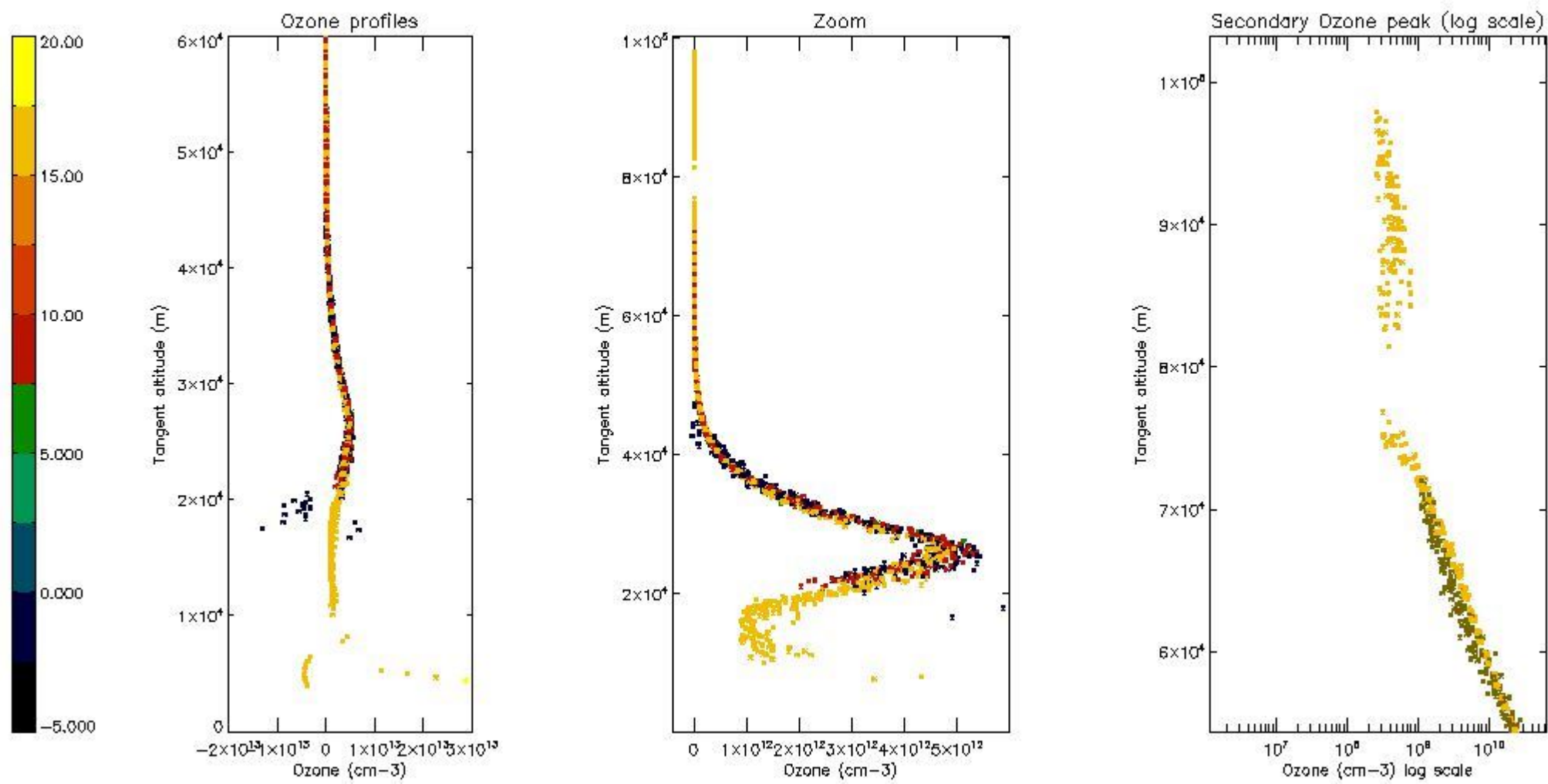
5.2 Plot ozone profiles for all STD (dark without errors)

The colorbar represents the latitude.



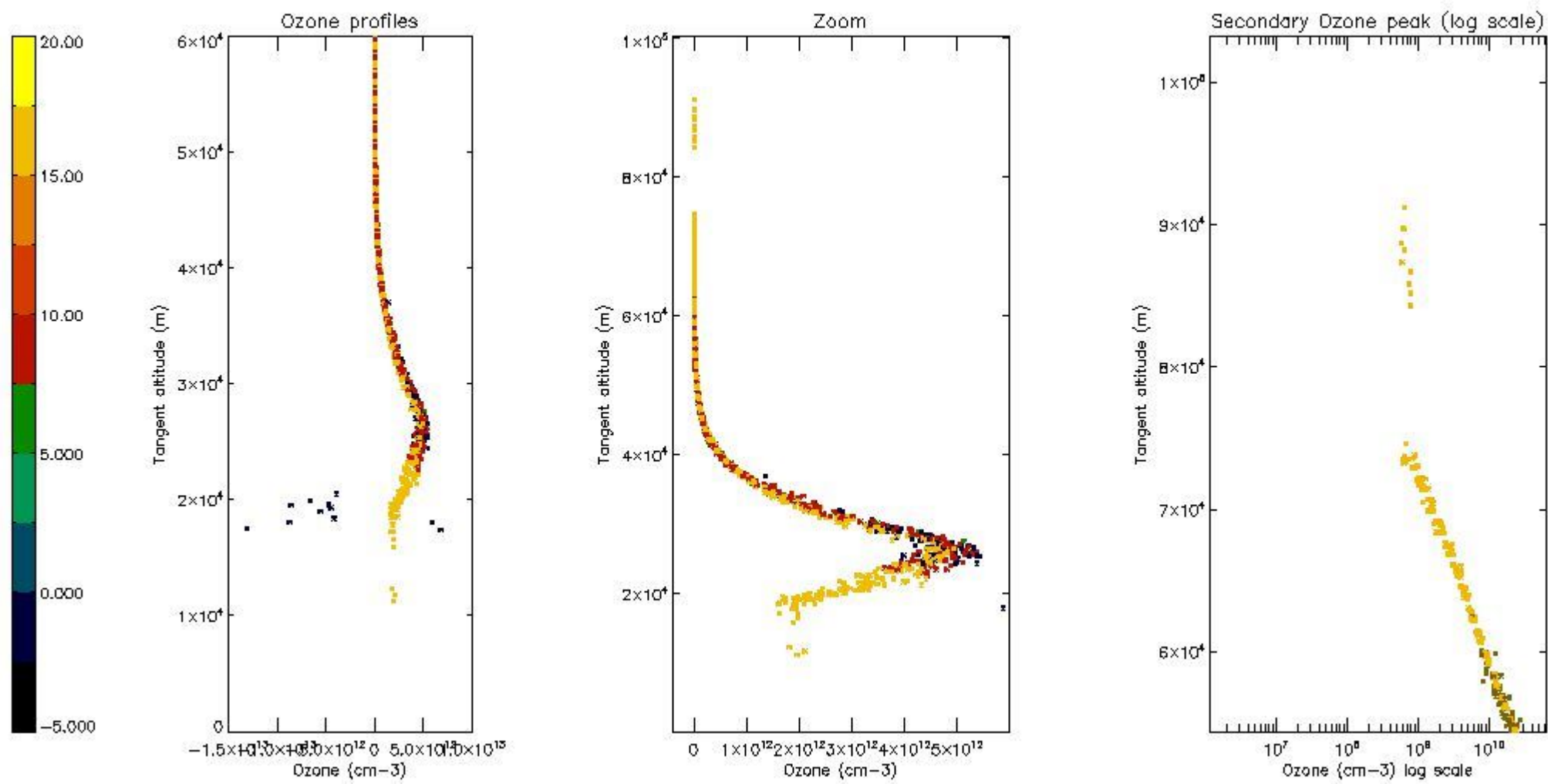
5.3 Plot ozone profiles where STD < 20% (dark without errors)

The colorbar represents the latitude.



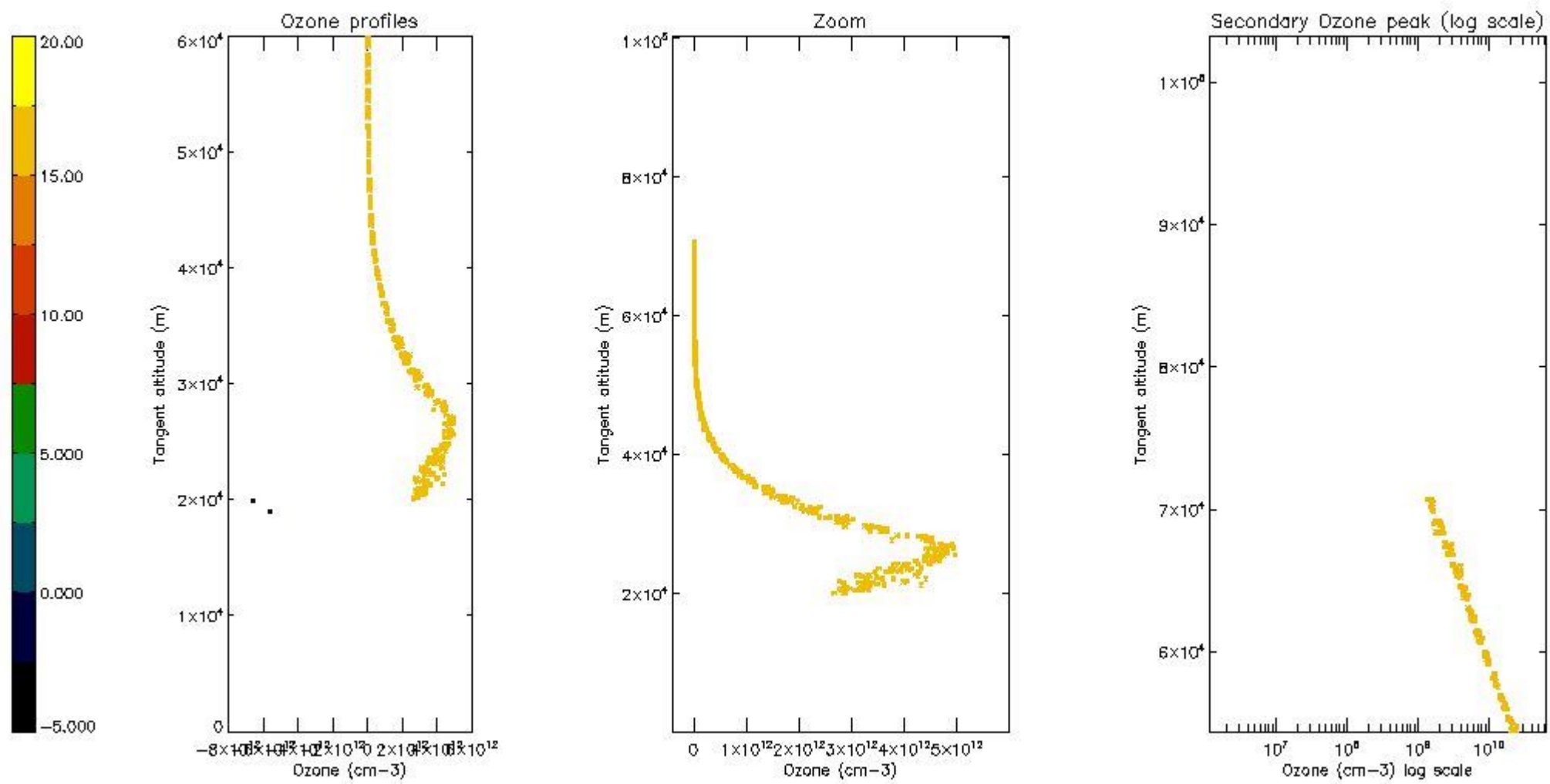
5.4 Plot ozone profiles where STD < 10% (dark without errors)

The colorbar represents the latitude.



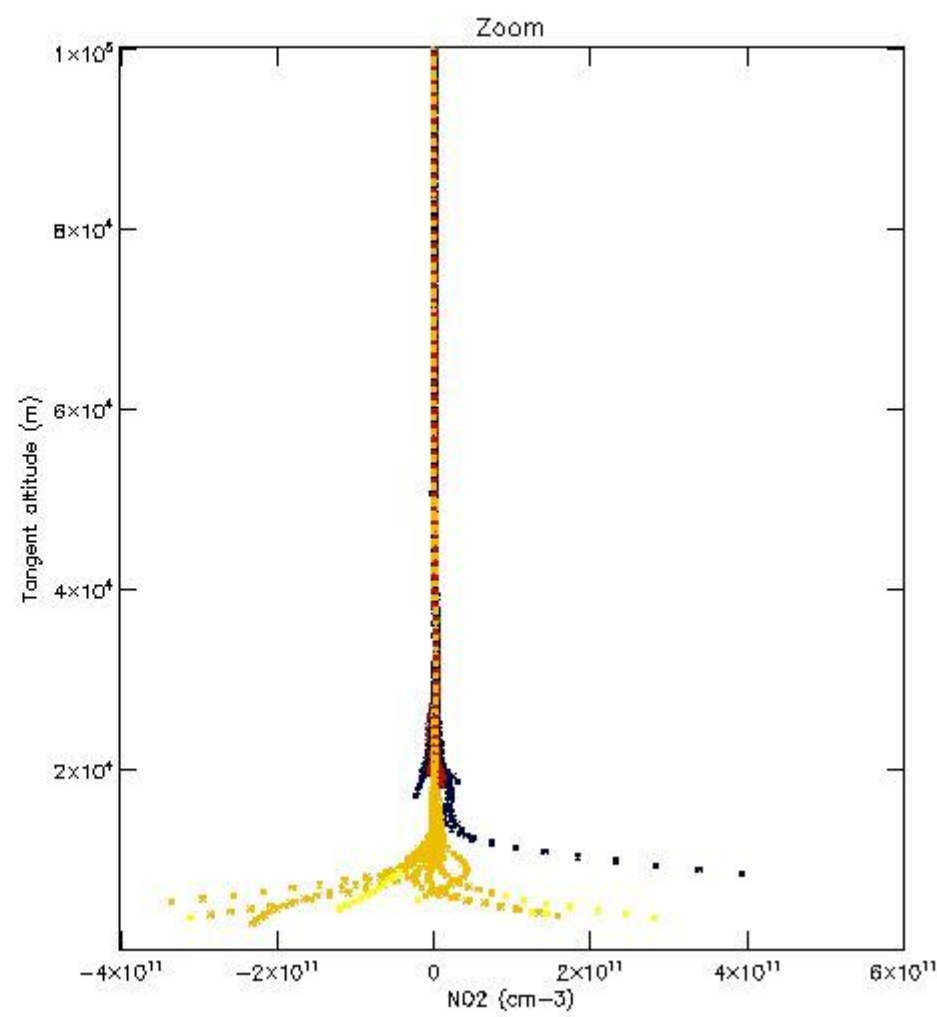
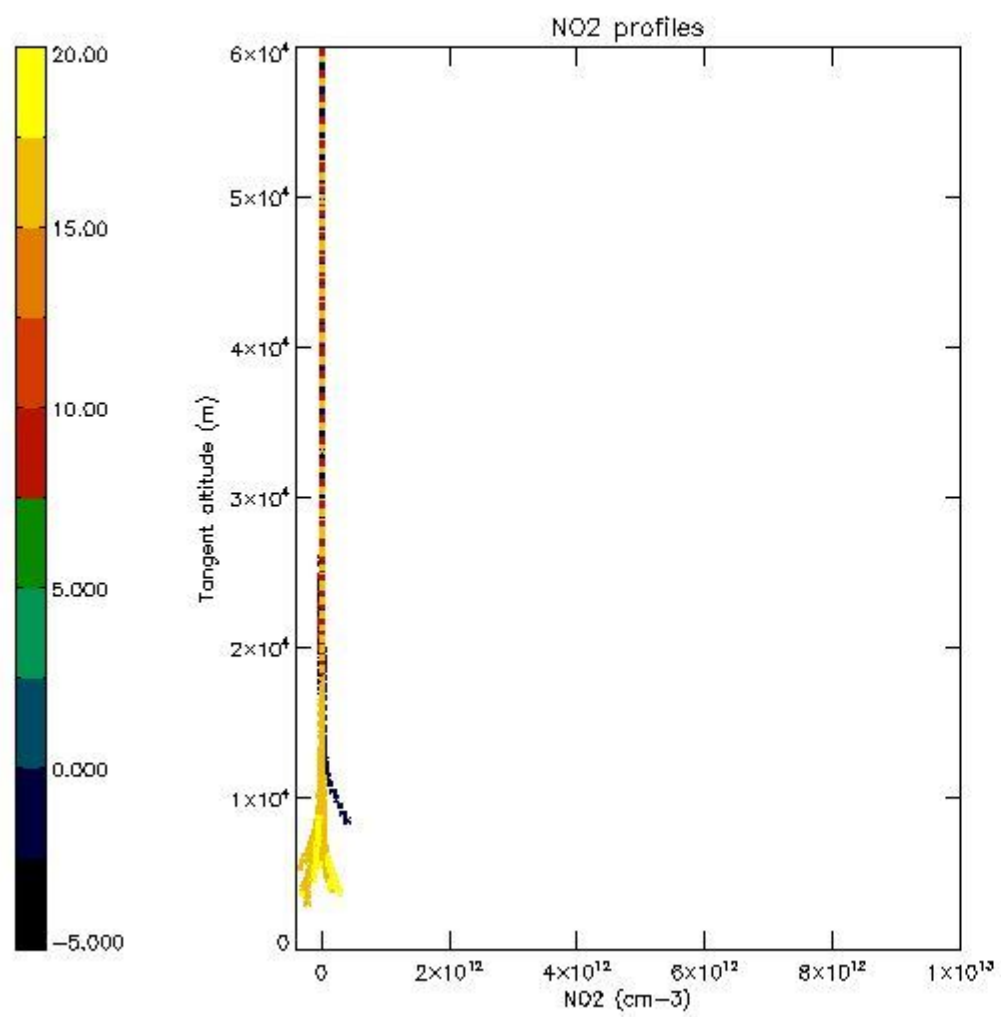
5.5 Plot ozone profiles where STD < 5% (dark without errors)

The colorbar represents the latitude.



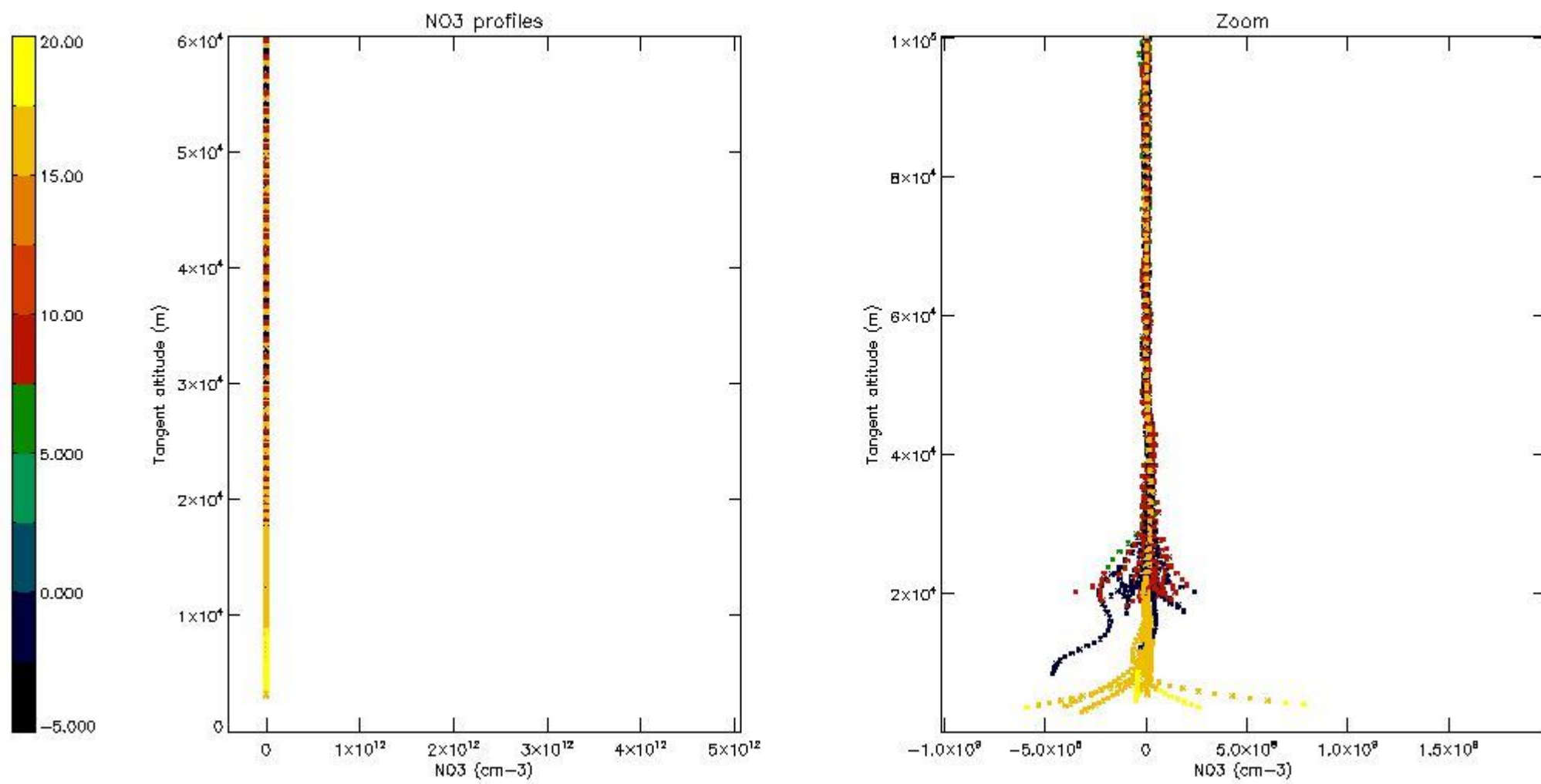
5.6 Plot NO₂ profiles for all STD (dark without errors)

The colorbar represents the latitude.



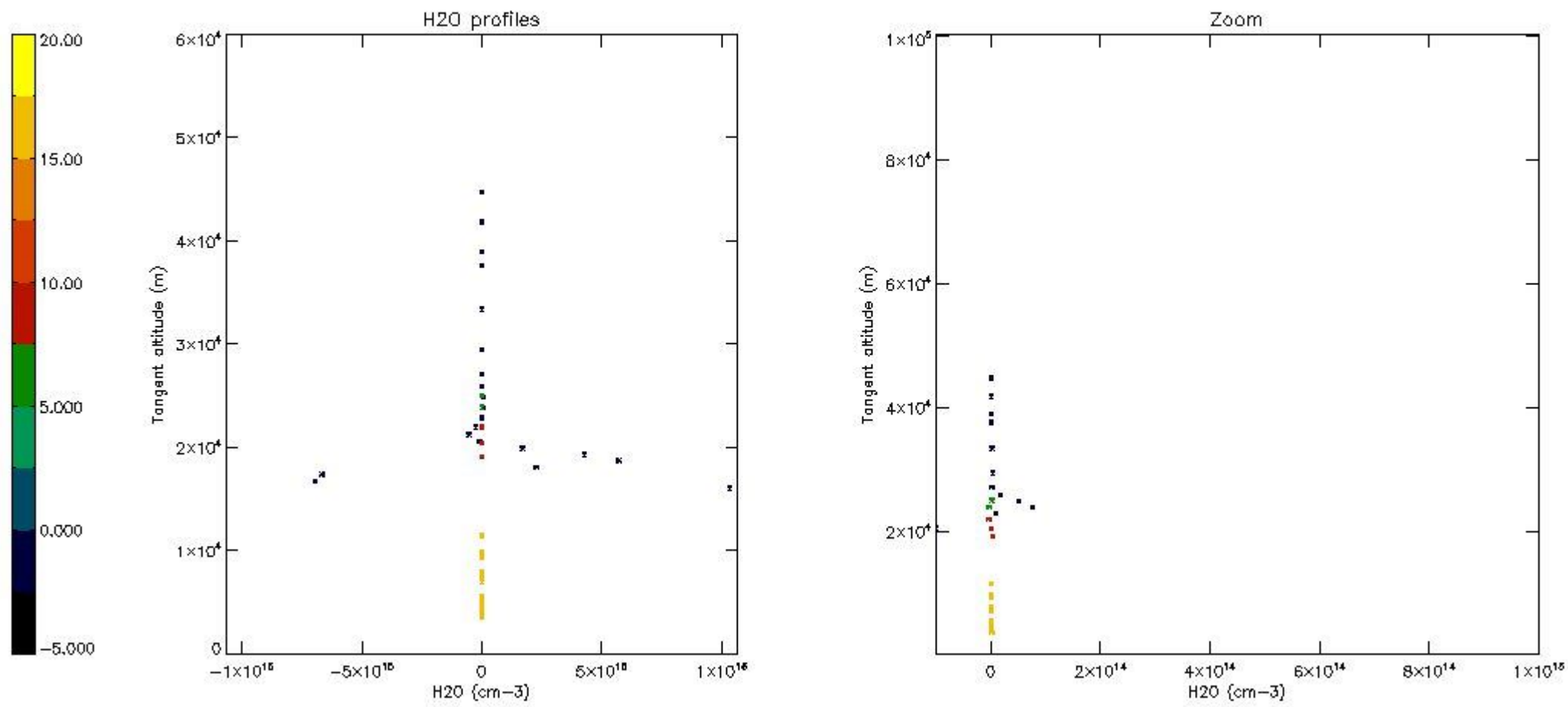
5.7 Plot NO3 profiles for all STD (dark without errors)

The colorbar represents the latitude.



5.8 Plot H₂O profiles for all STD (only for occultations of stars 1,2,3,4,13,14,16,26,63 dark without errors)

The colorbar represents the latitude.



6. Auxiliary Data Files used for the production reported in section 2

The number reported in the third column indicates since which file (see list in section 2) the corresponding auxiliary file has been used. The fourth column is the date of those product files.

| Type | Auxiliary Filename | Used since product | Used since product date |
|---------------------------|---|--------------------|-------------------------|
| INST_PHYS_CHARACTERISTICS | GOM_INS_AXVIEC20091111_143220_20030716_120000_20500101_000000 | 1 | 29-MAR-2006 00:13:48 |
| LEVEL-2_PROC_CONFIG | GOM_PR2_AXVIEC20091111_152718_20020301_000000_20500101_000000 | 1 | 29-MAR-2006 00:13:48 |
| CROSS_SECTIONS_FILE | GOM_CRS_AXVIEC20091111_154832_20020301_000000_20500101_000000 | 1 | 29-MAR-2006 00:13:48 |

GOMOS Level 2 Daily Report

SUMMARY

[1. General Info](#)

[2. Summary of processed GOM_NL_2P products](#)

[3. Level 2 Quality information per product](#)

[3.1 Plot of level 2 quality information per product \(time dependant\)](#)

[3.2 Plot of level 2 quality information per product \(world map\)](#)

[4. Level 1 Quality information per product \(stored on level 2 products\)](#)

[4.1 Plot of level 1 quality information per product \(time dependant\)](#)

[4.1.1 Plot of level 1 quality information per product \(time dependant\): ASCENDING](#)

[4.1.2 Plot of level 1 quality information per product \(time dependant\): DESCENDING](#)

[4.2 Plot of level 1 quality information per product \(world map\)](#)

[4.2.1 Plot of level 1 quality information per product \(world map\): ASCENDING](#)

[4.2.2 Plot of level 1 quality information per product \(world map\): DESCENDING](#)

[5. Ozone profiles based on quality statistics and other trace gas profiles](#)

[5.1 Ozone statistics based on quality of products](#)

[5.2 Plot ozone profiles for all STD \(dark without errors\)](#)

[5.3 Plot ozone profiles where STD < 20% \(dark without errors\)](#)

[5.4. Plot ozone profiles where STD < 10% \(dark without errors\)](#)

[5.5. Plot ozone profiles where STD < 5% \(dark without errors\)](#)

[5.6 Plot NO2 profiles for all STD \(dark without errors\)](#)

[5.7 Plot NO3 profiles for all STD \(dark without errors\)](#)

[5.8 Plot H2O profiles \(only for occultations of stars 1,2,3,4,13,14,16,26,63 dark without errors\) for all STD](#)

[6. Auxiliary Data Files used for the production reported in section 2](#)

This report presents the daily analysis on parameters extracted from GOMOS level 2 data (GOM_NL__2P).
 It is intended to monitor some important parameters that will impact the quality of these products.
 A list of level 2 products (and content) that have arrived during the reporting day to the PCF is also given.

| Item | Value |
|---------------------------|---------------------------------|
| Time of report generation | 23APR2013 16:43:26 |
| Data source version | GOMOS/6.01 |
| Start time of products | 29-03-2006 (29MAR2006 00:00:00) |
| Stop time of products | 30-03-2006 (30MAR2006 00:00:00) |
| Store outputs in DB | Yes |
| Nb of level 2 prods | 311 |
| Nb of prods with errors | 0 |

2. Summary of processed GOM_NL__2P products.

| Nr | Filename | UTC Start time | Limb | Duration | Star Id | Star Name | Star Mag | Star Temp | Nb Meas | Orbit | Prod. error |
|----|--|----------------------|------------|----------|---------|-----------|-----------|-----------|---------|-------|-------------|
| 1 | GOM_NL__2PRFIN20060329_001348_000000522046_00217_21313_8640.N1 | 29-MAR-2006 00:13:48 | Dark | 52.000 | 141 | Bet Ara | 2.8400 | 4600.0 | 104 | 21313 | No |
| 2 | GOM_NL__2PRFIN20060329_001700_000000402046_00217_21313_8641.N1 | 29-MAR-2006 00:17:00 | Dark | 40.000 | 134 | Bet TrA | 2.8100 | 6600.0 | 80 | 21313 | No |
| 3 | GOM_NL__2PRFIN20060329_001940_000000562046_00217_21313_8642.N1 | 29-MAR-2006 00:19:40 | Dark | 55.500 | 4 | Alp1Cen | -0.010000 | 5800.0 | 111 | 21313 | No |
| 4 | GOM_NL__2PRFIN20060329_002217_000000452046_00217_21313_8643.N1 | 29-MAR-2006 00:22:17 | Straylight | 45.000 | 78 | Alp Lup | 2.3040 | 28000. | 90 | 21313 | No |
| 5 | GOM_NL__2PRFIN20060329_002359_000000422046_00217_21313_8644.N1 | 29-MAR-2006 00:23:59 | Straylight | 42.000 | 95 | Zet Cen | 2.5450 | 26000. | 84 | 21313 | No |
| 6 | GOM_NL__2PRFIN20060329_002527_000000412046_00217_21313_8645.N1 | 29-MAR-2006 00:25:27 | Straylight | 41.000 | 64 | Gam Cen | 2.2000 | 10600. | 82 | 21313 | No |
| 7 | GOM_NL__2PRFIN20060329_002758_000000422046_00217_21313_8646.N1 | 29-MAR-2006 00:27:58 | Straylight | 41.500 | 123 | Iot Cen | 2.7500 | 10200. | 83 | 21313 | No |
| 8 | GOM_NL__2PRFIN20060329_003258_000000472046_00217_21313_8647.N1 | 29-MAR-2006 00:32:58 | Straylight | 47.000 | 106 | 9Bet Crv | 2.6480 | 5600.0 | 94 | 21313 | No |
| 9 | GOM_NL__2PRFIN20060329_003459_000000432046_00217_21313_8648.N1 | 29-MAR-2006 00:34:59 | Twilight | 43.000 | 100 | 4Gam Crv | 2.5800 | 13100. | 86 | 21313 | No |
| 10 | GOM_NL__2PRFIN20060329_004454_000000392046_00217_21313_8649.N1 | 29-MAR-2006 00:44:54 | Bright | 39.000 | 62 | 94Bet Leo | 2.1360 | 9700.0 | 78 | 21313 | No |
| 11 | GOM_NL__2PRFIN20060329_004626_000000372046_00217_21313_8650.N1 | 29-MAR-2006 00:46:26 | Bright | 36.500 | 96 | 68Del Leo | 2.5600 | 9300.0 | 73 | 21313 | No |
| 12 | GOM_NL__2PRFIN20060329_005318_000000362046_00217_21313_8651.N1 | 29-MAR-2006 00:53:18 | Bright | 36.000 | 174 | 52Psi UMa | 3.0040 | 4400.0 | 72 | 21313 | No |
| 13 | GOM_NL__2PRFIN20060329_005637_000000362046_00217_21313_8652.N1 | 29-MAR-2006 00:56:37 | Bright | 35.500 | 82 | 48Bet UMa | 2.3650 | 10600. | 71 | 21313 | No |
| 14 | GOM_NL__2PRFIN20060329_005809_000000372046_00217_21313_8653.N1 | 29-MAR-2006 00:58:09 | Bright | 37.000 | 36 | 50Alp UMa | 1.8000 | 6300.0 | 74 | 21313 | No |
| 15 | GOM_NL__2PRFIN20060329_010440_000000362046_00217_21313_8654.N1 | 29-MAR-2006 01:04:40 | Bright | 36.000 | 60 | 7Bet UMi | 2.0810 | 3950.0 | 72 | 21313 | No |
| 16 | GOM_NL__2PRFIN20060329_010606_000000332046_00217_21313_8655.N1 | 29-MAR-2006 01:06:06 | Bright | 32.500 | 49 | 1Alp UMi | 1.9900 | 6300.0 | 65 | 21313 | No |
| 17 | GOM_NL__2PRFIN20060329_011351_000000342046_00217_21313_8656.N1 | 29-MAR-2006 01:13:51 | Bright | 34.000 | 89 | 5Alp Cep | 2.4510 | 8000.0 | 68 | 21313 | No |
| 18 | GOM_NL__2PRFIN20060329_011902_000000392046_00217_21313_8657.N1 | 29-MAR-2006 01:19:02 | Bright | 38.500 | 19 | 50Alp Cyg | 1.2460 | 10500. | 77 | 21313 | No |
| 19 | GOM_NL__2PRFIN20060329_012236_000000432046_00217_21313_8658.N1 | 29-MAR-2006 01:22:36 | Bright | 42.500 | 92 | 53Eps Cyg | 2.5000 | 4500.0 | 85 | 21313 | No |
| 20 | GOM_NL__2PRFIN20060329_012902_000000412046_00217_21313_8659.N1 | 29-MAR-2006 01:29:02 | Bright | 40.500 | 61 | 8Eps Peg | 2.1000 | 3900.0 | 81 | 21313 | No |
| 21 | GOM_NL__2PRFIN20060329_013334_000000412046_00217_21313_8660.N1 | 29-MAR-2006 01:33:34 | Twilight | 40.500 | 154 | 22Bet Aqr | 2.8990 | 5700.0 | 81 | 21313 | No |
| 22 | GOM_NL__2PRFIN20060329_015424_000000442046_00218_21314_8640.N1 | 29-MAR-2006 01:54:24 | Dark | 44.000 | 141 | Bet Ara | 2.8400 | 4600.0 | 88 | 21314 | No |
| 23 | GOM_NL__2PRFIN20060329_015736_000000392046_00218_21314_8641.N1 | 29-MAR-2006 01:57:36 | Dark | 38.500 | 134 | Bet TrA | 2.8100 | 6600.0 | 77 | 21314 | No |
| 24 | GOM_NL__2PRFIN20060329_020017_000000472046_00218_21314_8642.N1 | 29-MAR-2006 02:00:17 | Dark | 47.000 | 4 | Alp1Cen | -0.010000 | 5800.0 | 94 | 21314 | No |
| 25 | GOM_NL__2PRFIN20060329_020254_000000452046_00218_21314_8643.N1 | 29-MAR-2006 02:02:54 | Straylight | 44.500 | 78 | Alp Lup | 2.3040 | 28000. | 89 | 21314 | No |
| 26 | GOM_NL__2PRFIN20060329_020435_000000432046_00218_21314_8644.N1 | 29-MAR-2006 02:04:35 | Straylight | 42.500 | 95 | Zet Cen | 2.5450 | 26000. | 85 | 21314 | No |
| 27 | GOM_NL__2PRFIN20060329_020603_000000412046_00218_21314_8645.N1 | 29-MAR-2006 02:06:03 | Straylight | 40.500 | 64 | Gam Cen | 2.2000 | 10600. | 81 | 21314 | No |
| 28 | GOM_NL__2PRFIN20060329_020834_000000462046_00218_21314_8646.N1 | 29-MAR-2006 02:08:34 | Straylight | 46.000 | 123 | Iot Cen | 2.7500 | 10200. | 92 | 21314 | No |
| 29 | GOM_NL__2PRFIN20060329_021334_000000492046_00218_21314_8647.N1 | 29-MAR-2006 02:13:34 | Straylight | 49.000 | 106 | 9Bet Crv | 2.6480 | 5600.0 | 98 | 21314 | No |
| 30 | GOM_NL__2PRFIN20060329_021535_000000432046_00218_21314_8648.N1 | 29-MAR-2006 02:15:35 | Twilight | 43.000 | 100 | 4Gam Crv | 2.5800 | 13100. | 86 | 21314 | No |
| 31 | GOM_NL__2PRFIN20060329_022530_000000402046_00218_21314_8649.N1 | 29-MAR-2006 02:25:30 | Bright | 40.000 | 62 | 94Bet Leo | 2.1360 | 9700.0 | 80 | 21314 | No |
| 32 | GOM_NL__2PRFIN20060329_022701_000000372046_00218_21314_8650.N1 | 29-MAR-2006 02:27:01 | Bright | 37.000 | 96 | 68Del Leo | 2.5600 | 9300.0 | 74 | 21314 | No |
| 33 | GOM_NL__2PRFIN20060329_023354_000000362046_00218_21314_8651.N1 | 29-MAR-2006 02:33:54 | Bright | 36.000 | 174 | 52Psi UMa | 3.0040 | 4400.0 | 72 | 21314 | No |
| 34 | GOM_NL__2PRFIN20060329_023713_000000362046_00218_21314_8652.N1 | 29-MAR-2006 02:37:13 | Bright | 36.000 | 82 | 48Bet UMa | 2.3650 | 10600. | 72 | 21314 | No |
| 35 | GOM_NL__2PRFIN20060329_023844_000000362046_00218_21314_8653.N1 | 29-MAR-2006 02:38:44 | Bright | 35.500 | 36 | 50Alp UMa | 1.8000 | 6300.0 | 71 | 21314 | No |
| 36 | GOM_NL__2PRFIN20060329_024516_000000402046_00218_21314_8654.N1 | 29-MAR-2006 02:45:16 | Bright | 39.500 | 60 | 7Bet UMi | 2.0810 | 3950.0 | 79 | 21314 | No |
| 37 | GOM_NL__2PRFIN20060329_024642_000000332046_00218_21314_8655.N1 | 29-MAR-2006 02:46:42 | Bright | 33.000 | 49 | 1Alp UMi | 1.9900 | 6300.0 | 66 | 21314 | No |
| 38 | GOM_NL__2PRFIN20060329_025427_000000382046_00218_21314_8656.N1 | 29-MAR-2006 02:54:27 | Bright | 37.500 | 89 | 5Alp Cep | 2.4510 | 8000.0 | 75 | 21314 | No |
| 39 | GOM_NL__2PRFIN20060329_025938_000000372046_00218_21314_8657.N1 | 29-MAR-2006 02:59:38 | Bright | 37.000 | 19 | 50Alp Cyg | 1.2460 | 10500. | 74 | 21314 | No |
| 40 | GOM_NL__2PRFIN20060329_030312_000000422046_00218_21314_8658.N1 | 29-MAR-2006 03:03:12 | Bright | 42.000 | 92 | 53Eps Cyg | 2.5000 | 4500.0 | 84 | 21314 | No |
| 41 | GOM_NL__2PRFIN20060329_030939_000000402046_00218_21314_8659.N1 | 29-MAR-2006 03:09:39 | Bright | 39.500 | 61 | 8Eps Peg | 2.1000 | 3900.0 | 79 | 21314 | No |
| 42 | GOM_NL__2PRFIN20060329_031410_000000412046_00218_21314_8660.N1 | 29-MAR-2006 03:14:10 | Twilight | 41.000 | 154 | 22Bet Aqr | 2.8990 | 5700.0 | 82 | 21314 | No |

| | | | | | | | | | | | |
|-----|--|----------------------|----------------|--------|-----|-----------|-----------|--------|-----|-------|----|
| 43 | GOM_NL__2PRFIN20060329_033501_000000432046_00219_21315_8640.N1 | 29-MAR-2006 03:35:01 | Dark | 43.000 | 141 | Bet Ara | 2.8400 | 4600.0 | 86 | 21315 | No |
| 44 | GOM_NL__2PRFIN20060329_033813_000000392046_00219_21315_8641.N1 | 29-MAR-2006 03:38:13 | Dark | 39.000 | 134 | Bet TrA | 2.8100 | 6600.0 | 78 | 21315 | No |
| 45 | GOM_NL__2PRFIN20060329_034053_000000442046_00219_21315_8642.N1 | 29-MAR-2006 03:40:53 | Dark | 44.000 | 4 | Alp1Cen | -0.010000 | 5800.0 | 88 | 21315 | No |
| 46 | GOM_NL__2PRFIN20060329_034331_000000452046_00219_21315_8643.N1 | 29-MAR-2006 03:43:31 | Straylight | 45.000 | 78 | Alp Lup | 2.3040 | 28000. | 90 | 21315 | No |
| 47 | GOM_NL__2PRFIN20060329_034512_000000422046_00219_21315_8644.N1 | 29-MAR-2006 03:45:12 | Straylight | 42.000 | 95 | Zet Cen | 2.5450 | 26000. | 84 | 21315 | No |
| 48 | GOM_NL__2PRFIN20060329_034639_000000392046_00219_21315_8645.N1 | 29-MAR-2006 03:46:39 | Straylight | 39.000 | 64 | Gam Cen | 2.2000 | 10600. | 78 | 21315 | No |
| 49 | GOM_NL__2PRFIN20060329_034910_000000442046_00219_21315_8646.N1 | 29-MAR-2006 03:49:10 | Straylight | 44.000 | 123 | lot Cen | 2.7500 | 10200. | 88 | 21315 | No |
| 50 | GOM_NL__2PRFIN20060329_035410_000000512046_00219_21315_8647.N1 | 29-MAR-2006 03:54:10 | Tw_i_and_stray | 50.500 | 106 | 9Bet Crv | 2.6480 | 5600.0 | 101 | 21315 | No |
| 51 | GOM_NL__2PRFIN20060329_035611_000000422046_00219_21315_8648.N1 | 29-MAR-2006 03:56:11 | Tw_i_and_stray | 42.000 | 100 | 4Gam Crv | 2.5800 | 13100. | 84 | 21315 | No |
| 52 | GOM_NL__2PRFIN20060329_040605_000000402046_00219_21315_8649.N1 | 29-MAR-2006 04:06:05 | Bright | 39.500 | 62 | 94Bet Leo | 2.1360 | 9700.0 | 79 | 21315 | No |
| 53 | GOM_NL__2PRFIN20060329_040737_000000372046_00219_21315_8650.N1 | 29-MAR-2006 04:07:37 | Bright | 36.500 | 96 | 68Del Leo | 2.5600 | 9300.0 | 73 | 21315 | No |
| 54 | GOM_NL__2PRFIN20060329_041430_000000362046_00219_21315_8651.N1 | 29-MAR-2006 04:14:30 | Bright | 35.500 | 174 | 52Psi UMa | 3.0040 | 4400.0 | 71 | 21315 | No |
| 55 | GOM_NL__2PRFIN20060329_041749_000000362046_00219_21315_8652.N1 | 29-MAR-2006 04:17:49 | Bright | 36.000 | 82 | 48Bet UMa | 2.3650 | 10600. | 72 | 21315 | No |
| 56 | GOM_NL__2PRFIN20060329_041920_000000382046_00219_21315_8653.N1 | 29-MAR-2006 04:19:20 | Bright | 37.500 | 36 | 50Alp UMa | 1.8000 | 6300.0 | 75 | 21315 | No |
| 57 | GOM_NL__2PRFIN20060329_042551_000000412046_00219_21315_8654.N1 | 29-MAR-2006 04:25:51 | Bright | 41.000 | 60 | 7Bet UMi | 2.0810 | 3950.0 | 82 | 21315 | No |
| 58 | GOM_NL__2PRFIN20060329_042718_000000352046_00219_21315_8655.N1 | 29-MAR-2006 04:27:18 | Bright | 35.000 | 49 | 1Alp UMi | 1.9900 | 6300.0 | 70 | 21315 | No |
| 59 | GOM_NL__2PRFIN20060329_043503_000000382046_00219_21315_8656.N1 | 29-MAR-2006 04:35:03 | Bright | 38.000 | 89 | 5Alp Cep | 2.4510 | 8000.0 | 76 | 21315 | No |
| 60 | GOM_NL__2PRFIN20060329_044014_000000422046_00219_21315_8657.N1 | 29-MAR-2006 04:40:14 | Bright | 41.500 | 19 | 50Alp Cyg | 1.2460 | 10500. | 83 | 21315 | No |
| 61 | GOM_NL__2PRFIN20060329_044348_000000392046_00219_21315_8658.N1 | 29-MAR-2006 04:43:48 | Bright | 39.000 | 92 | 53Eps Cyg | 2.5000 | 4500.0 | 78 | 21315 | No |
| 62 | GOM_NL__2PRFIN20060329_045015_000000432046_00219_21315_8659.N1 | 29-MAR-2006 04:50:15 | Bright | 42.500 | 61 | 8Eps Peg | 2.1000 | 3900.0 | 85 | 21315 | No |
| 63 | GOM_NL__2PRFIN20060329_045446_000000392046_00219_21315_8660.N1 | 29-MAR-2006 04:54:46 | Twilight | 39.000 | 154 | 22Bet Aqr | 2.8990 | 5700.0 | 78 | 21315 | No |
| 64 | GOM_NL__2PRFIN20060329_051538_000000422046_00220_21316_8640.N1 | 29-MAR-2006 05:15:38 | Dark | 42.000 | 141 | Bet Ara | 2.8400 | 4600.0 | 84 | 21316 | No |
| 65 | GOM_NL__2PRFIN20060329_051849_000000392046_00220_21316_8641.N1 | 29-MAR-2006 05:18:49 | Dark | 38.500 | 134 | Bet TrA | 2.8100 | 6600.0 | 77 | 21316 | No |
| 66 | GOM_NL__2PRFIN20060329_052130_000000562046_00220_21316_8642.N1 | 29-MAR-2006 05:21:30 | Dark | 56.000 | 4 | Alp1Cen | -0.010000 | 5800.0 | 112 | 21316 | No |
| 67 | GOM_NL__2PRFIN20060329_052407_000000452046_00220_21316_8643.N1 | 29-MAR-2006 05:24:07 | Straylight | 45.000 | 78 | Alp Lup | 2.3040 | 28000. | 90 | 21316 | No |
| 68 | GOM_NL__2PRFIN20060329_052548_000000422046_00220_21316_8644.N1 | 29-MAR-2006 05:25:48 | Straylight | 42.000 | 95 | Zet Cen | 2.5450 | 26000. | 84 | 21316 | No |
| 69 | GOM_NL__2PRFIN20060329_052716_000000402046_00220_21316_8645.N1 | 29-MAR-2006 05:27:16 | Straylight | 39.500 | 64 | Gam Cen | 2.2000 | 10600. | 79 | 21316 | No |
| 70 | GOM_NL__2PRFIN20060329_052947_000000442046_00220_21316_8646.N1 | 29-MAR-2006 05:29:47 | Straylight | 43.500 | 123 | lot Cen | 2.7500 | 10200. | 87 | 21316 | No |
| 71 | GOM_NL__2PRFIN20060329_053447_000000482046_00220_21316_8647.N1 | 29-MAR-2006 05:34:47 | Tw_i_and_stray | 47.500 | 106 | 9Bet Crv | 2.6480 | 5600.0 | 95 | 21316 | No |
| 72 | GOM_NL__2PRFIN20060329_053647_000000442046_00220_21316_8648.N1 | 29-MAR-2006 05:36:47 | Tw_i_and_stray | 44.000 | 100 | 4Gam Crv | 2.5800 | 13100. | 88 | 21316 | No |
| 73 | GOM_NL__2PRFIN20060329_054641_000000402046_00220_21316_8649.N1 | 29-MAR-2006 05:46:41 | Bright | 40.000 | 62 | 94Bet Leo | 2.1360 | 9700.0 | 80 | 21316 | No |
| 74 | GOM_NL__2PRFIN20060329_054813_000000382046_00220_21316_8650.N1 | 29-MAR-2006 05:48:13 | Bright | 37.500 | 96 | 68Del Leo | 2.5600 | 9300.0 | 75 | 21316 | No |
| 75 | GOM_NL__2PRFIN20060329_055505_000000382046_00220_21316_8651.N1 | 29-MAR-2006 05:55:05 | Bright | 38.000 | 174 | 52Psi UMa | 3.0040 | 4400.0 | 76 | 21316 | No |
| 76 | GOM_NL__2PRFIN20060329_055825_000000352046_00220_21316_8652.N1 | 29-MAR-2006 05:58:25 | Bright | 34.500 | 82 | 48Bet UMa | 2.3650 | 10600. | 69 | 21316 | No |
| 77 | GOM_NL__2PRFIN20060329_055956_000000382046_00220_21316_8653.N1 | 29-MAR-2006 05:59:56 | Bright | 38.000 | 36 | 50Alp UMa | 1.8000 | 6300.0 | 76 | 21316 | No |
| 78 | GOM_NL__2PRFIN20060329_060627_000000422046_00220_21316_8654.N1 | 29-MAR-2006 06:06:27 | Bright | 41.500 | 60 | 7Bet UMi | 2.0810 | 3950.0 | 83 | 21316 | No |
| 79 | GOM_NL__2PRFIN20060329_060754_000000362046_00220_21316_8655.N1 | 29-MAR-2006 06:07:54 | Bright | 35.500 | 49 | 1Alp UMi | 1.9900 | 6300.0 | 71 | 21316 | No |
| 80 | GOM_NL__2PRFIN20060329_061539_000000372046_00220_21316_8656.N1 | 29-MAR-2006 06:15:39 | Bright | 36.500 | 89 | 5Alp Cep | 2.4510 | 8000.0 | 73 | 21316 | No |
| 81 | GOM_NL__2PRFIN20060329_062050_000000422046_00220_21316_8657.N1 | 29-MAR-2006 06:20:50 | Bright | 41.500 | 19 | 50Alp Cyg | 1.2460 | 10500. | 83 | 21316 | No |
| 82 | GOM_NL__2PRFIN20060329_062227_000000432046_00220_21316_8658.N1 | 29-MAR-2006 06:22:27 | Bright | 43.000 | 66 | 37Gam Cyg | 2.2080 | 5900.0 | 86 | 21316 | No |
| 83 | GOM_NL__2PRFIN20060329_062424_000000402046_00220_21316_8659.N1 | 29-MAR-2006 06:24:24 | Bright | 40.000 | 92 | 53Eps Cyg | 2.5000 | 4500.0 | 80 | 21316 | No |
| 84 | GOM_NL__2PRFIN20060329_063051_000000432046_00220_21316_8660.N1 | 29-MAR-2006 06:30:51 | Bright | 42.500 | 61 | 8Eps Peg | 2.1000 | 3900.0 | 85 | 21316 | No |
| 85 | GOM_NL__2PRFIN20060329_063523_000000442046_00220_21316_8661.N1 | 29-MAR-2006 06:35:23 | Twilight | 43.500 | 154 | 22Bet Aqr | 2.8990 | 5700.0 | 87 | 21316 | No |
| 86 | GOM_NL__2PRFIN20060329_065614_000000422046_00221_21317_8640.N1 | 29-MAR-2006 06:56:14 | Dark | 41.500 | 141 | Bet Ara | 2.8400 | 4600.0 | 83 | 21317 | No |
| 87 | GOM_NL__2PRFIN20060329_065926_000000382046_00221_21317_8641.N1 | 29-MAR-2006 06:59:26 | Dark | 37.500 | 134 | Bet TrA | 2.8100 | 6600.0 | 75 | 21317 | No |
| 88 | GOM_NL__2PRFIN20060329_070206_000000462046_00221_21317_8642.N1 | 29-MAR-2006 07:02:06 | Dark | 46.000 | 4 | Alp1Cen | -0.010000 | 5800.0 | 92 | 21317 | No |
| 89 | GOM_NL__2PRFIN20060329_070444_000000472046_00221_21317_8643.N1 | 29-MAR-2006 07:04:44 | Straylight | 47.000 | 78 | Alp Lup | 2.3040 | 28000. | 94 | 21317 | No |
| 90 | GOM_NL__2PRFIN20060329_070625_000000442046_00221_21317_8644.N1 | 29-MAR-2006 07:06:25 | Straylight | 44.000 | 95 | Zet Cen | 2.5450 | 26000. | 88 | 21317 | No |
| 91 | GOM_NL__2PRFIN20060329_070752_000000402046_00221_21317_8645.N1 | 29-MAR-2006 07:07:52 | Straylight | 40.000 | 64 | Gam Cen | 2.2000 | 10600. | 80 | 21317 | No |
| 92 | GOM_NL__2PRFIN20060329_071023_000000472046_00221_21317_8646.N1 | 29-MAR-2006 07:10:23 | Straylight | 46.500 | 123 | lot Cen | 2.7500 | 10200. | 93 | 21317 | No |
| 93 | GOM_NL__2PRFIN20060329_071523_000000482046_00221_21317_8647.N1 | 29-MAR-2006 07:15:23 | Tw_i_and_stray | 48.000 | 106 | 9Bet Crv | 2.6480 | 5600.0 | 96 | 21317 | No |
| 94 | GOM_NL__2PRFIN20060329_071724_000000452046_00221_21317_8648.N1 | 29-MAR-2006 07:17:24 | Tw_i_and_stray | 45.000 | 100 | 4Gam Crv | 2.5800 | 13100. | 90 | 21317 | No |
| 95 | GOM_NL__2PRFIN20060329_072717_000000402046_00221_21317_8649.N1 | 29-MAR-2006 07:27:17 | Bright | 40.000 | 62 | 94Bet Leo | 2.1360 | 9700.0 | 80 | 21317 | No |
| 96 | GOM_NL__2PRFIN20060329_072849_000000372046_00221_21317_8650.N1 | 29-MAR-2006 07:28:49 | Bright | 37.000 | 96 | 68Del Leo | 2.5600 | 9300.0 | 74 | 21317 | No |
| 97 | GOM_NL__2PRFIN20060329_073541_000000372046_00221_21317_8651.N1 | 29-MAR-2006 07:35:41 | Bright | 36.500 | 174 | 52Psi UMa | 3.0040 | 4400.0 | 73 | 21317 | No |
| 98 | GOM_NL__2PRFIN20060329_073900_000000382046_00221_21317_8652.N1 | 29-MAR-2006 07:39:00 | Bright | 38.000 | 82 | 48Bet UMa | 2.3650 | 10600. | 76 | 21317 | No |
| 99 | GOM_NL__2PRFIN20060329_074032_000000382046_00221_21317_8653.N1 | 29-MAR-2006 07:40:32 | Bright | 37.500 | 36 | 50Alp UMa | 1.8000 | 6300.0 | 75 | 21317 | No |
| 100 | GOM_NL__2PRFIN20060329_074703_000000372046_00221_21317_8654.N1 | 29-MAR-2006 07:47:03 | Bright | 37.000 | 60 | 7Bet UMi | 2.0810 | 3950.0 | 74 | 21317 | No |
| 101 | GOM_NL__2PRFIN20060329_074830_000000362046_00221_21317_8655.N1 | 29-MAR-2006 07:48:30 | Bright | 36.000 | 49 | 1Alp UMi | 1.9900 | 6300.0 | 72 | 21317 | No |

| | | | | | | | | | | | |
|-----|--|----------------------|----------------|--------|-----|-----------|-----------|--------|-----|-------|----|
| 102 | GOM_NL__2PRFIN20060329_075615_000000382046_00221_21317_8656.N1 | 29-MAR-2006 07:56:15 | Bright | 37.500 | 89 | 5Alp Cep | 2.4510 | 8000.0 | 75 | 21317 | No |
| 103 | GOM_NL__2PRFIN20060329_080125_000000432046_00221_21317_8657.N1 | 29-MAR-2006 08:01:25 | Bright | 42.500 | 19 | 50Alp Cyg | 1.2460 | 10500. | 85 | 21317 | No |
| 104 | GOM_NL__2PRFIN20060329_080303_000000442046_00221_21317_8658.N1 | 29-MAR-2006 08:03:03 | Bright | 43.500 | 66 | 37Gam Cyg | 2.2080 | 5900.0 | 87 | 21317 | No |
| 105 | GOM_NL__2PRFIN20060329_080501_000000412046_00221_21317_8659.N1 | 29-MAR-2006 08:05:01 | Bright | 40.500 | 92 | 53Eps Cyg | 2.5000 | 4500.0 | 81 | 21317 | No |
| 106 | GOM_NL__2PRFIN20060329_081127_000000422046_00221_21317_8660.N1 | 29-MAR-2006 08:11:27 | Bright | 42.000 | 61 | 8Eps Peg | 2.1000 | 3900.0 | 84 | 21317 | No |
| 107 | GOM_NL__2PRFIN20060329_081559_000000422046_00221_21317_8661.N1 | 29-MAR-2006 08:15:59 | Twilight | 41.500 | 154 | 22Bet Aqr | 2.8990 | 5700.0 | 83 | 21317 | No |
| 108 | GOM_NL__2PRFIN20060329_083651_000000422046_00222_21318_8660.N1 | 29-MAR-2006 08:36:51 | Dark | 42.000 | 141 | Bet Ara | 2.8400 | 4600.0 | 84 | 21318 | No |
| 109 | GOM_NL__2PRFIN20060329_084002_000000402046_00222_21318_8661.N1 | 29-MAR-2006 08:40:02 | Dark | 39.500 | 134 | Bet TrA | 2.8100 | 6600.0 | 79 | 21318 | No |
| 110 | GOM_NL__2PRFIN20060329_084242_000000532046_00222_21318_8662.N1 | 29-MAR-2006 08:42:42 | Dark | 52.500 | 4 | Alp1Cen | -0.010000 | 5800.0 | 105 | 21318 | No |
| 111 | GOM_NL__2PRFIN20060329_084520_000000472046_00222_21318_8663.N1 | 29-MAR-2006 08:45:20 | Straylight | 46.500 | 78 | Alp Lup | 2.3040 | 28000. | 93 | 21318 | No |
| 112 | GOM_NL__2PRFIN20060329_084701_000000442046_00222_21318_8664.N1 | 29-MAR-2006 08:47:01 | Straylight | 43.500 | 95 | Zet Cen | 2.5450 | 26000. | 87 | 21318 | No |
| 113 | GOM_NL__2PRFIN20060329_084828_000000422046_00222_21318_8665.N1 | 29-MAR-2006 08:48:28 | Straylight | 42.000 | 64 | Gam Cen | 2.2000 | 10600. | 84 | 21318 | No |
| 114 | GOM_NL__2PRFIN20060329_085059_000000432046_00222_21318_8666.N1 | 29-MAR-2006 08:50:59 | Straylight | 43.000 | 123 | lot Cen | 2.7500 | 10200. | 86 | 21318 | No |
| 115 | GOM_NL__2PRFIN20060329_085559_000000472046_00222_21318_8667.N1 | 29-MAR-2006 08:55:59 | Tw_i_and_stray | 46.500 | 106 | 9Bet Crv | 2.6480 | 5600.0 | 93 | 21318 | No |
| 116 | GOM_NL__2PRFIN20060329_085759_000000412046_00222_21318_8668.N1 | 29-MAR-2006 08:57:59 | Tw_i_and_stray | 40.500 | 100 | 4Gam Crv | 2.5800 | 13100. | 81 | 21318 | No |
| 117 | GOM_NL__2PRFIN20060329_090753_000000412046_00222_21318_8669.N1 | 29-MAR-2006 09:07:53 | Bright | 40.500 | 62 | 94Bet Leo | 2.1360 | 9700.0 | 81 | 21318 | No |
| 118 | GOM_NL__2PRFIN20060329_090925_000000382046_00222_21318_8670.N1 | 29-MAR-2006 09:09:25 | Bright | 38.000 | 96 | 68Del Leo | 2.5600 | 9300.0 | 76 | 21318 | No |
| 119 | GOM_NL__2PRFIN20060329_091617_000000382046_00222_21318_8671.N1 | 29-MAR-2006 09:16:17 | Bright | 37.500 | 174 | 52Psi UMa | 3.0040 | 4400.0 | 75 | 21318 | No |
| 120 | GOM_NL__2PRFIN20060329_091936_000000372046_00222_21318_8672.N1 | 29-MAR-2006 09:19:36 | Bright | 36.500 | 82 | 48Bet UMa | 2.3650 | 10600. | 73 | 21318 | No |
| 121 | GOM_NL__2PRFIN20060329_092108_000000382046_00222_21318_8673.N1 | 29-MAR-2006 09:21:08 | Bright | 37.500 | 36 | 50Alp UMa | 1.8000 | 6300.0 | 75 | 21318 | No |
| 122 | GOM_NL__2PRFIN20060329_092738_000000442046_00222_21318_8674.N1 | 29-MAR-2006 09:27:38 | Bright | 44.000 | 60 | 7Bet UMi | 2.0810 | 3950.0 | 88 | 21318 | No |
| 123 | GOM_NL__2PRFIN20060329_092906_000000372046_00222_21318_8675.N1 | 29-MAR-2006 09:29:06 | Bright | 36.500 | 49 | 1Alp UMi | 1.9900 | 6300.0 | 73 | 21318 | No |
| 124 | GOM_NL__2PRFIN20060329_093651_000000362046_00222_21318_8676.N1 | 29-MAR-2006 09:36:51 | Bright | 36.000 | 89 | 5Alp Cep | 2.4510 | 8000.0 | 72 | 21318 | No |
| 125 | GOM_NL__2PRFIN20060329_094201_000000422046_00222_21318_8677.N1 | 29-MAR-2006 09:42:01 | Bright | 41.500 | 19 | 50Alp Cyg | 1.2460 | 10500. | 83 | 21318 | No |
| 126 | GOM_NL__2PRFIN20060329_094339_000000422046_00222_21318_8678.N1 | 29-MAR-2006 09:43:39 | Bright | 41.500 | 66 | 37Gam Cyg | 2.2080 | 5900.0 | 83 | 21318 | No |
| 127 | GOM_NL__2PRFIN20060329_094536_000000422046_00222_21318_8679.N1 | 29-MAR-2006 09:45:36 | Bright | 42.000 | 92 | 53Eps Cyg | 2.5000 | 4500.0 | 84 | 21318 | No |
| 128 | GOM_NL__2PRFIN20060329_095203_000000392046_00222_21318_8680.N1 | 29-MAR-2006 09:52:03 | Bright | 38.500 | 61 | 8Eps Peg | 2.1000 | 3900.0 | 77 | 21318 | No |
| 129 | GOM_NL__2PRFIN20060329_095635_000000432046_00222_21318_8681.N1 | 29-MAR-2006 09:56:35 | Twilight | 43.000 | 154 | 22Bet Aqr | 2.8990 | 5700.0 | 86 | 21318 | No |
| 130 | GOM_NL__2PRFIN20060329_101728_000000422046_00223_21319_8660.N1 | 29-MAR-2006 10:17:28 | Dark | 42.000 | 141 | Bet Ara | 2.8400 | 4600.0 | 84 | 21319 | No |
| 131 | GOM_NL__2PRFIN20060329_102038_000000392046_00223_21319_8661.N1 | 29-MAR-2006 10:20:38 | Dark | 38.500 | 134 | Bet TrA | 2.8100 | 6600.0 | 77 | 21319 | No |
| 132 | GOM_NL__2PRFIN20060329_102319_000000492046_00223_21319_8662.N1 | 29-MAR-2006 10:23:19 | Dark | 49.000 | 4 | Alp1Cen | -0.010000 | 5800.0 | 98 | 21319 | No |
| 133 | GOM_NL__2PRFIN20060329_102557_000000472046_00223_21319_8663.N1 | 29-MAR-2006 10:25:57 | Straylight | 46.500 | 78 | Alp Lup | 2.3040 | 28000. | 93 | 21319 | No |
| 134 | GOM_NL__2PRFIN20060329_102737_000000432046_00223_21319_8664.N1 | 29-MAR-2006 10:27:37 | Straylight | 42.500 | 95 | Zet Cen | 2.5450 | 26000. | 85 | 21319 | No |
| 135 | GOM_NL__2PRFIN20060329_102905_000000412046_00223_21319_8665.N1 | 29-MAR-2006 10:29:05 | Straylight | 41.000 | 64 | Gam Cen | 2.2000 | 10600. | 82 | 21319 | No |
| 136 | GOM_NL__2PRFIN20060329_103136_000000442046_00223_21319_8666.N1 | 29-MAR-2006 10:31:36 | Straylight | 44.000 | 123 | lot Cen | 2.7500 | 10200. | 88 | 21319 | No |
| 137 | GOM_NL__2PRFIN20060329_103635_000000442046_00223_21319_8667.N1 | 29-MAR-2006 10:36:35 | Tw_i_and_stray | 43.500 | 106 | 9Bet Crv | 2.6480 | 5600.0 | 87 | 21319 | No |
| 138 | GOM_NL__2PRFIN20060329_103836_000000432046_00223_21319_8668.N1 | 29-MAR-2006 10:38:36 | Tw_i_and_stray | 43.000 | 100 | 4Gam Crv | 2.5800 | 13100. | 86 | 21319 | No |
| 139 | GOM_NL__2PRFIN20060329_104828_000000402046_00223_21319_8669.N1 | 29-MAR-2006 10:48:28 | Bright | 40.000 | 62 | 94Bet Leo | 2.1360 | 9700.0 | 80 | 21319 | No |
| 140 | GOM_NL__2PRFIN20060329_105001_000000382046_00223_21319_8670.N1 | 29-MAR-2006 10:50:01 | Bright | 37.500 | 96 | 68Del Leo | 2.5600 | 9300.0 | 75 | 21319 | No |
| 141 | GOM_NL__2PRFIN20060329_105653_000000352046_00223_21319_8671.N1 | 29-MAR-2006 10:56:53 | Bright | 34.500 | 174 | 52Psi UMa | 3.0040 | 4400.0 | 69 | 21319 | No |
| 142 | GOM_NL__2PRFIN20060329_110012_000000362046_00223_21319_8672.N1 | 29-MAR-2006 11:00:12 | Bright | 36.000 | 82 | 48Bet UMa | 2.3650 | 10600. | 72 | 21319 | No |
| 143 | GOM_NL__2PRFIN20060329_110144_000000382046_00223_21319_8673.N1 | 29-MAR-2006 11:01:44 | Bright | 38.000 | 36 | 50Alp UMa | 1.8000 | 6300.0 | 76 | 21319 | No |
| 144 | GOM_NL__2PRFIN20060329_110814_000000422046_00223_21319_8674.N1 | 29-MAR-2006 11:08:14 | Bright | 42.000 | 60 | 7Bet UMi | 2.0810 | 3950.0 | 84 | 21319 | No |
| 145 | GOM_NL__2PRFIN20060329_110942_000000382046_00223_21319_8675.N1 | 29-MAR-2006 11:09:42 | Bright | 37.500 | 49 | 1Alp UMi | 1.9900 | 6300.0 | 75 | 21319 | No |
| 146 | GOM_NL__2PRFIN20060329_111726_000000362046_00223_21319_8676.N1 | 29-MAR-2006 11:17:26 | Bright | 35.500 | 89 | 5Alp Cep | 2.4510 | 8000.0 | 71 | 21319 | No |
| 147 | GOM_NL__2PRFIN20060329_112237_000000422046_00223_21319_8677.N1 | 29-MAR-2006 11:22:37 | Bright | 41.500 | 19 | 50Alp Cyg | 1.2460 | 10500. | 83 | 21319 | No |
| 148 | GOM_NL__2PRFIN20060329_112415_000000432046_00223_21319_8678.N1 | 29-MAR-2006 11:24:15 | Bright | 43.000 | 66 | 37Gam Cyg | 2.2080 | 5900.0 | 86 | 21319 | No |
| 149 | GOM_NL__2PRFIN20060329_112612_000000422046_00223_21319_8679.N1 | 29-MAR-2006 11:26:12 | Bright | 41.500 | 92 | 53Eps Cyg | 2.5000 | 4500.0 | 83 | 21319 | No |
| 150 | GOM_NL__2PRFIN20060329_113239_000000402046_00223_21319_8680.N1 | 29-MAR-2006 11:32:39 | Bright | 39.500 | 61 | 8Eps Peg | 2.1000 | 3900.0 | 79 | 21319 | No |
| 151 | GOM_NL__2PRFIN20060329_113711_000000412046_00223_21319_8681.N1 | 29-MAR-2006 11:37:11 | Twilight | 41.000 | 154 | 22Bet Aqr | 2.8990 | 5700.0 | 82 | 21319 | No |
| 152 | GOM_NL__2PRFIN20060329_115804_000000422046_00224_21320_8660.N1 | 29-MAR-2006 11:58:04 | Dark | 41.500 | 141 | Bet Ara | 2.8400 | 4600.0 | 83 | 21320 | No |
| 153 | GOM_NL__2PRFIN20060329_120115_000000392046_00224_21320_8661.N1 | 29-MAR-2006 12:01:15 | Dark | 39.000 | 134 | Bet TrA | 2.8100 | 6600.0 | 78 | 21320 | No |
| 154 | GOM_NL__2PRFIN20060329_120355_000000552046_00224_21320_8662.N1 | 29-MAR-2006 12:03:55 | Dark | 55.000 | 4 | Alp1Cen | -0.010000 | 5800.0 | 110 | 21320 | No |
| 155 | GOM_NL__2PRFIN20060329_120634_000000452046_00224_21320_8663.N1 | 29-MAR-2006 12:06:34 | Straylight | 44.500 | 78 | Alp Lup | 2.3040 | 28000. | 89 | 21320 | No |
| 156 | GOM_NL__2PRFIN20060329_120814_000000422046_00224_21320_8664.N1 | 29-MAR-2006 12:08:14 | Straylight | 41.500 | 95 | Zet Cen | 2.5450 | 26000. | 83 | 21320 | No |
| 157 | GOM_NL__2PRFIN20060329_120941_000000412046_00224_21320_8665.N1 | 29-MAR-2006 12:09:41 | Straylight | 41.000 | 64 | Gam Cen | 2.2000 | 10600. | 82 | 21320 | No |
| 158 | GOM_NL__2PRFIN20060329_121212_000000442046_00224_21320_8666.N1 | 29-MAR-2006 12:12:12 | Straylight | 43.500 | 123 | lot Cen | 2.7500 | 10200. | 87 | 21320 | No |
| 159 | GOM_NL__2PRFIN20060329_121711_000000482046_00224_21320_8667.N1 | 29-MAR-2006 12:17:11 | Tw_i_and_stray | 47.500 | 106 | 9Bet Crv | 2.6480 | 5600.0 | 95 | 21320 | No |
| 160 | GOM_NL__2PRFIN20060329_121912_000000442046_00224_21320_8668.N1 | 29-MAR-2006 12:19:12 | Tw_i_and_stray | 44.000 | 100 | 4Gam Crv | 2.5800 | 13100. | 88 | 21320 | No |

| | | | | | | | | | | | |
|-----|--|----------------------|----------------|--------|-----|-----------|-----------|--------|-----|-------|----|
| 161 | GOM_NL__2PRFIN20060329_122904_000000392046_00224_21320_8669.N1 | 29-MAR-2006 12:29:04 | Bright | 39.000 | 62 | 94Bet Leo | 2.1360 | 9700.0 | 78 | 21320 | No |
| 162 | GOM_NL__2PRFIN20060329_123037_000000372046_00224_21320_8670.N1 | 29-MAR-2006 12:30:37 | Bright | 36.500 | 96 | 68Del Leo | 2.5600 | 9300.0 | 73 | 21320 | No |
| 163 | GOM_NL__2PRFIN20060329_123728_000000372046_00224_21320_8671.N1 | 29-MAR-2006 12:37:28 | Bright | 37.000 | 174 | 52Psi UMa | 3.0040 | 4400.0 | 74 | 21320 | No |
| 164 | GOM_NL__2PRFIN20060329_124048_000000352046_00224_21320_8672.N1 | 29-MAR-2006 12:40:48 | Bright | 35.000 | 82 | 48Bet UMa | 2.3650 | 10600. | 70 | 21320 | No |
| 165 | GOM_NL__2PRFIN20060329_124219_000000372046_00224_21320_8673.N1 | 29-MAR-2006 12:42:19 | Bright | 37.000 | 36 | 50Alp UMa | 1.8000 | 6300.0 | 74 | 21320 | No |
| 166 | GOM_NL__2PRFIN20060329_124849_000000402046_00224_21320_8674.N1 | 29-MAR-2006 12:48:49 | Bright | 40.000 | 60 | 7Bet UMi | 2.0810 | 3950.0 | 80 | 21320 | No |
| 167 | GOM_NL__2PRFIN20060329_125018_000000342046_00224_21320_8675.N1 | 29-MAR-2006 12:50:18 | Bright | 33.500 | 49 | 1Alp UMi | 1.9900 | 6300.0 | 67 | 21320 | No |
| 168 | GOM_NL__2PRFIN20060329_125802_000000362046_00224_21320_8676.N1 | 29-MAR-2006 12:58:02 | Bright | 36.000 | 89 | 5Alp Cep | 2.4510 | 8000.0 | 72 | 21320 | No |
| 169 | GOM_NL__2PRFIN20060329_130313_000000412046_00224_21320_8677.N1 | 29-MAR-2006 13:03:13 | Bright | 41.000 | 19 | 50Alp Cyg | 1.2460 | 10500. | 82 | 21320 | No |
| 170 | GOM_NL__2PRFIN20060329_130451_000000442046_00224_21320_8678.N1 | 29-MAR-2006 13:04:51 | Bright | 43.500 | 66 | 37Gam Cyg | 2.2080 | 5900.0 | 87 | 21320 | No |
| 171 | GOM_NL__2PRFIN20060329_130649_000000422046_00224_21320_8679.N1 | 29-MAR-2006 13:06:49 | Bright | 42.000 | 92 | 53Eps Cyg | 2.5000 | 4500.0 | 84 | 21320 | No |
| 172 | GOM_NL__2PRFIN20060329_131316_000000412046_00224_21320_8680.N1 | 29-MAR-2006 13:13:16 | Bright | 40.500 | 61 | 8Eps Peg | 2.1000 | 3900.0 | 81 | 21320 | No |
| 173 | GOM_NL__2PRFIN20060329_133841_000000432046_00225_21321_8660.N1 | 29-MAR-2006 13:38:41 | Dark | 42.500 | 141 | Bet Ara | 2.8400 | 4600.0 | 85 | 21321 | No |
| 174 | GOM_NL__2PRFIN20060329_134151_000000402046_00225_21321_8661.N1 | 29-MAR-2006 13:41:51 | Dark | 40.000 | 134 | Bet TrA | 2.8100 | 6600.0 | 80 | 21321 | No |
| 175 | GOM_NL__2PRFIN20060329_134431_000000552046_00225_21321_8662.N1 | 29-MAR-2006 13:44:31 | Dark | 54.500 | 4 | Alp1Cen | -0.010000 | 5800.0 | 109 | 21321 | No |
| 176 | GOM_NL__2PRFIN20060329_134710_000000462046_00225_21321_8663.N1 | 29-MAR-2006 13:47:10 | Straylight | 46.000 | 78 | Alp Lup | 2.3040 | 28000. | 92 | 21321 | No |
| 177 | GOM_NL__2PRFIN20060329_134850_000000452046_00225_21321_8664.N1 | 29-MAR-2006 13:48:50 | Straylight | 45.000 | 95 | Zet Cen | 2.5450 | 26000. | 90 | 21321 | No |
| 178 | GOM_NL__2PRFIN20060329_135017_000000432046_00225_21321_8665.N1 | 29-MAR-2006 13:50:17 | Straylight | 43.000 | 64 | Gam Cen | 2.2000 | 10600. | 86 | 21321 | No |
| 179 | GOM_NL__2PRFIN20060329_135248_000000462046_00225_21321_8666.N1 | 29-MAR-2006 13:52:48 | Straylight | 45.500 | 123 | lot Cen | 2.7500 | 10200. | 91 | 21321 | No |
| 180 | GOM_NL__2PRFIN20060329_135747_000000472046_00225_21321_8667.N1 | 29-MAR-2006 13:57:47 | Tw_i_and_stray | 46.500 | 106 | 9Bet Crv | 2.6480 | 5600.0 | 93 | 21321 | No |
| 181 | GOM_NL__2PRFIN20060329_135948_000000422046_00225_21321_8668.N1 | 29-MAR-2006 13:59:48 | Tw_i_and_stray | 42.000 | 100 | 4Gam Crv | 2.5800 | 13100. | 84 | 21321 | No |
| 182 | GOM_NL__2PRFIN20060329_140940_000000402046_00225_21321_8669.N1 | 29-MAR-2006 14:09:40 | Bright | 39.500 | 62 | 94Bet Leo | 2.1360 | 9700.0 | 79 | 21321 | No |
| 183 | GOM_NL__2PRFIN20060329_141113_000000372046_00225_21321_8670.N1 | 29-MAR-2006 14:11:13 | Bright | 36.500 | 96 | 68Del Leo | 2.5600 | 9300.0 | 73 | 21321 | No |
| 184 | GOM_NL__2PRFIN20060329_141804_000000382046_00225_21321_8671.N1 | 29-MAR-2006 14:18:04 | Bright | 37.500 | 174 | 52Psi UMa | 3.0040 | 4400.0 | 75 | 21321 | No |
| 185 | GOM_NL__2PRFIN20060329_142124_000000392046_00225_21321_8672.N1 | 29-MAR-2006 14:21:24 | Bright | 38.500 | 82 | 48Bet UMa | 2.3650 | 10600. | 77 | 21321 | No |
| 186 | GOM_NL__2PRFIN20060329_142255_000000382046_00225_21321_8673.N1 | 29-MAR-2006 14:22:55 | Bright | 38.000 | 36 | 50Alp UMa | 1.8000 | 6300.0 | 76 | 21321 | No |
| 187 | GOM_NL__2PRFIN20060329_142925_000000412046_00225_21321_8674.N1 | 29-MAR-2006 14:29:25 | Bright | 40.500 | 60 | 7Bet UMi | 2.0810 | 3950.0 | 81 | 21321 | No |
| 188 | GOM_NL__2PRFIN20060329_143054_000000362046_00225_21321_8675.N1 | 29-MAR-2006 14:30:54 | Bright | 35.500 | 49 | 1Alp UMi | 1.9900 | 6300.0 | 71 | 21321 | No |
| 189 | GOM_NL__2PRFIN20060329_143838_000000362046_00225_21321_8676.N1 | 29-MAR-2006 14:38:38 | Bright | 36.000 | 89 | 5Alp Cep | 2.4510 | 8000.0 | 72 | 21321 | No |
| 190 | GOM_NL__2PRFIN20060329_144349_000000422046_00225_21321_8677.N1 | 29-MAR-2006 14:43:49 | Bright | 42.000 | 19 | 50Alp Cyg | 1.2460 | 10500. | 84 | 21321 | No |
| 191 | GOM_NL__2PRFIN20060329_144527_000000442046_00225_21321_8678.N1 | 29-MAR-2006 14:45:27 | Bright | 43.500 | 66 | 37Gam Cyg | 2.2080 | 5900.0 | 87 | 21321 | No |
| 192 | GOM_NL__2PRFIN20060329_144725_000000412046_00225_21321_8679.N1 | 29-MAR-2006 14:47:25 | Bright | 40.500 | 92 | 53Eps Cyg | 2.5000 | 4500.0 | 81 | 21321 | No |
| 193 | GOM_NL__2PRFIN20060329_145352_000000432046_00225_21321_8680.N1 | 29-MAR-2006 14:53:52 | Bright | 43.000 | 61 | 8Eps Peg | 2.1000 | 3900.0 | 86 | 21321 | No |
| 194 | GOM_NL__2PRFIN20060329_145824_000000432046_00225_21321_8681.N1 | 29-MAR-2006 14:58:24 | Twilight | 43.000 | 154 | 22Bet Aqr | 2.8990 | 5700.0 | 86 | 21321 | No |
| 195 | GOM_NL__2PRFIN20060329_151918_000000422046_00226_21322_8660.N1 | 29-MAR-2006 15:19:18 | Dark | 41.500 | 141 | Bet Ara | 2.8400 | 4600.0 | 83 | 21322 | No |
| 196 | GOM_NL__2PRFIN20060329_152228_000000402046_00226_21322_8661.N1 | 29-MAR-2006 15:22:28 | Dark | 39.500 | 134 | Bet TrA | 2.8100 | 6600.0 | 79 | 21322 | No |
| 197 | GOM_NL__2PRFIN20060329_152508_000000422046_00226_21322_8662.N1 | 29-MAR-2006 15:25:08 | Dark | 41.500 | 4 | Alp1Cen | -0.010000 | 5800.0 | 83 | 21322 | No |
| 198 | GOM_NL__2PRFIN20060329_152747_000000452046_00226_21322_8663.N1 | 29-MAR-2006 15:27:47 | Straylight | 44.500 | 78 | Alp Lup | 2.3040 | 28000. | 89 | 21322 | No |
| 199 | GOM_NL__2PRFIN20060329_152927_000000422046_00226_21322_8664.N1 | 29-MAR-2006 15:29:27 | Straylight | 42.000 | 95 | Zet Cen | 2.5450 | 26000. | 84 | 21322 | No |
| 200 | GOM_NL__2PRFIN20060329_153054_000000422046_00226_21322_8665.N1 | 29-MAR-2006 15:30:54 | Straylight | 41.500 | 64 | Gam Cen | 2.2000 | 10600. | 83 | 21322 | No |
| 201 | GOM_NL__2PRFIN20060329_153325_000000432046_00226_21322_8666.N1 | 29-MAR-2006 15:33:25 | Straylight | 43.000 | 123 | lot Cen | 2.7500 | 10200. | 86 | 21322 | No |
| 202 | GOM_NL__2PRFIN20060329_153824_000000452046_00226_21322_8667.N1 | 29-MAR-2006 15:38:24 | Tw_i_and_stray | 45.000 | 106 | 9Bet Crv | 2.6480 | 5600.0 | 90 | 21322 | No |
| 203 | GOM_NL__2PRFIN20060329_154024_000000432046_00226_21322_8668.N1 | 29-MAR-2006 15:40:24 | Tw_i_and_stray | 43.000 | 100 | 4Gam Crv | 2.5800 | 13100. | 86 | 21322 | No |
| 204 | GOM_NL__2PRFIN20060329_155016_000000392046_00226_21322_8669.N1 | 29-MAR-2006 15:50:16 | Bright | 39.000 | 62 | 94Bet Leo | 2.1360 | 9700.0 | 78 | 21322 | No |
| 205 | GOM_NL__2PRFIN20060329_155149_000000372046_00226_21322_8670.N1 | 29-MAR-2006 15:51:49 | Bright | 36.500 | 96 | 68Del Leo | 2.5600 | 9300.0 | 73 | 21322 | No |
| 206 | GOM_NL__2PRFIN20060329_155840_000000372046_00226_21322_8671.N1 | 29-MAR-2006 15:58:40 | Bright | 36.500 | 174 | 52Psi UMa | 3.0040 | 4400.0 | 73 | 21322 | No |
| 207 | GOM_NL__2PRFIN20060329_160200_000000352046_00226_21322_8672.N1 | 29-MAR-2006 16:02:00 | Bright | 35.000 | 82 | 48Bet UMa | 2.3650 | 10600. | 70 | 21322 | No |
| 208 | GOM_NL__2PRFIN20060329_160331_000000382046_00226_21322_8673.N1 | 29-MAR-2006 16:03:31 | Bright | 38.000 | 36 | 50Alp UMa | 1.8000 | 6300.0 | 76 | 21322 | No |
| 209 | GOM_NL__2PRFIN20060329_161001_000000402046_00226_21322_8674.N1 | 29-MAR-2006 16:10:01 | Bright | 39.500 | 60 | 7Bet UMi | 2.0810 | 3950.0 | 79 | 21322 | No |
| 210 | GOM_NL__2PRFIN20060329_161130_000000362046_00226_21322_8675.N1 | 29-MAR-2006 16:11:30 | Bright | 36.000 | 49 | 1Alp UMi | 1.9900 | 6300.0 | 72 | 21322 | No |
| 211 | GOM_NL__2PRFIN20060329_161914_000000352046_00226_21322_8676.N1 | 29-MAR-2006 16:19:14 | Bright | 35.000 | 89 | 5Alp Cep | 2.4510 | 8000.0 | 70 | 21322 | No |
| 212 | GOM_NL__2PRFIN20060329_162425_000000382046_00226_21322_8677.N1 | 29-MAR-2006 16:24:25 | Bright | 37.500 | 19 | 50Alp Cyg | 1.2460 | 10500. | 75 | 21322 | No |
| 213 | GOM_NL__2PRFIN20060329_162603_000000442046_00226_21322_8678.N1 | 29-MAR-2006 16:26:03 | Bright | 43.500 | 66 | 37Gam Cyg | 2.2080 | 5900.0 | 87 | 21322 | No |
| 214 | GOM_NL__2PRFIN20060329_162801_000000412046_00226_21322_8679.N1 | 29-MAR-2006 16:28:01 | Bright | 41.000 | 92 | 53Eps Cyg | 2.5000 | 4500.0 | 82 | 21322 | No |
| 215 | GOM_NL__2PRFIN20060329_163428_000000442046_00226_21322_8680.N1 | 29-MAR-2006 16:34:28 | Bright | 43.500 | 61 | 8Eps Peg | 2.1000 | 3900.0 | 87 | 21322 | No |
| 216 | GOM_NL__2PRFIN20060329_163901_000000432046_00226_21322_8681.N1 | 29-MAR-2006 16:39:01 | Twilight | 43.000 | 154 | 22Bet Aqr | 2.8990 | 5700.0 | 86 | 21322 | No |
| 217 | GOM_NL__2PRFIN20060329_165955_000000432046_00227_21323_8660.N1 | 29-MAR-2006 16:59:55 | Dark | 43.000 | 141 | Bet Ara | 2.8400 | 4600.0 | 86 | 21323 | No |
| 218 | GOM_NL__2PRFIN20060329_170305_000000382046_00227_21323_8661.N1 | 29-MAR-2006 17:03:05 | Dark | 38.000 | 134 | Bet TrA | 2.8100 | 6600.0 | 76 | 21323 | No |
| 219 | GOM_NL__2PRFIN20060329_170545_000000522046_00227_21323_8662.N1 | 29-MAR-2006 17:05:45 | Dark | 52.000 | 4 | Alp1Cen | -0.010000 | 5800.0 | 104 | 21323 | No |

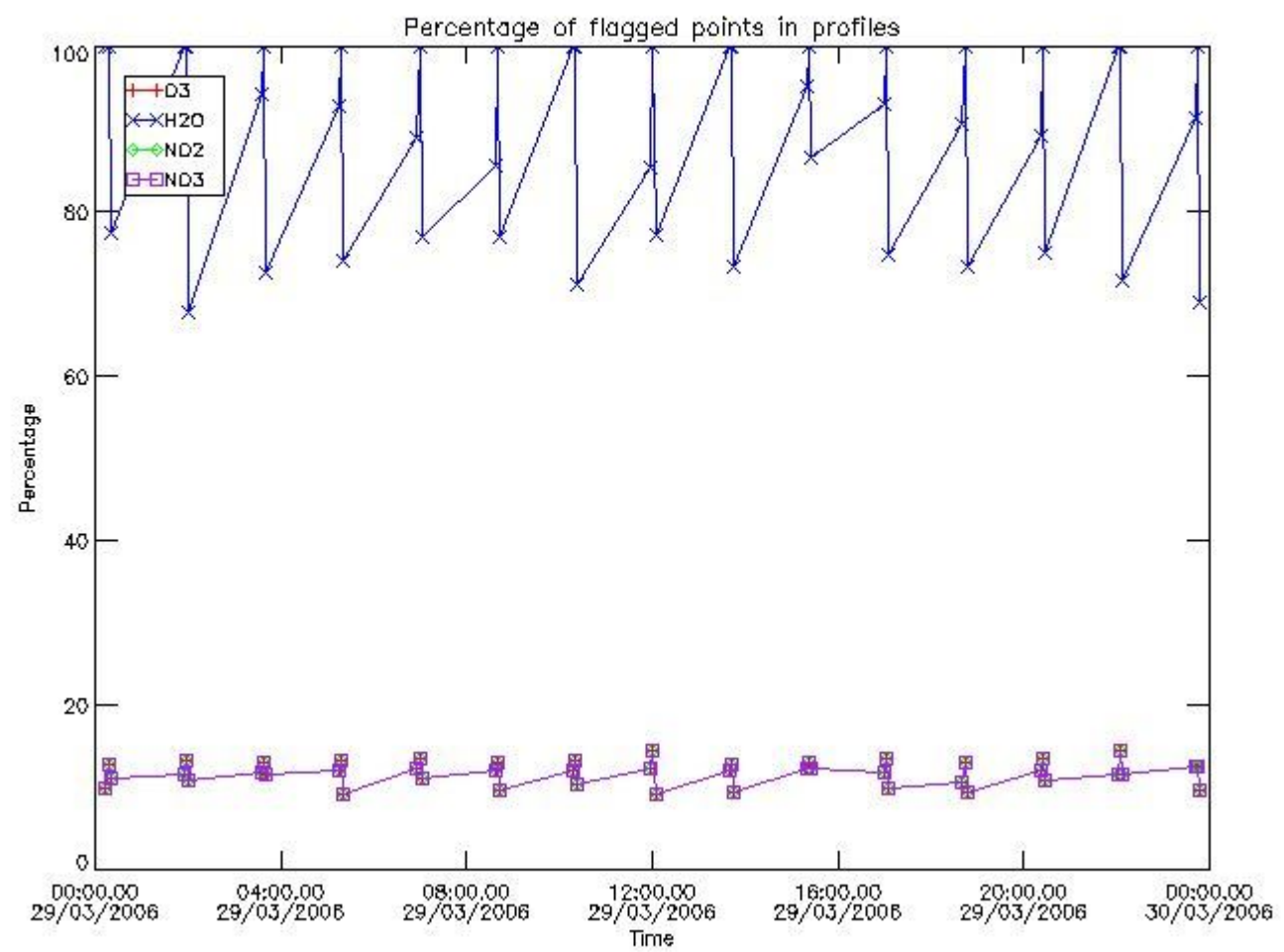
| | | | | | | | | | | | |
|-----|--|----------------------|----------------|--------|-----|-----------|-----------|--------|-----|-------|----|
| 220 | GOM_NL__2PRFIN20060329_170824_000000472046_00227_21323_8663.N1 | 29-MAR-2006 17:08:24 | Straylight | 46.500 | 78 | Alp Lup | 2.3040 | 28000. | 93 | 21323 | No |
| 221 | GOM_NL__2PRFIN20060329_171003_000000442046_00227_21323_8664.N1 | 29-MAR-2006 17:10:03 | Straylight | 43.500 | 95 | Zet Cen | 2.5450 | 26000. | 87 | 21323 | No |
| 222 | GOM_NL__2PRFIN20060329_171130_000000422046_00227_21323_8665.N1 | 29-MAR-2006 17:11:30 | Straylight | 41.500 | 64 | Gam Cen | 2.2000 | 10600. | 83 | 21323 | No |
| 223 | GOM_NL__2PRFIN20060329_171401_000000462046_00227_21323_8666.N1 | 29-MAR-2006 17:14:01 | Straylight | 45.500 | 123 | lot Cen | 2.7500 | 10200. | 91 | 21323 | No |
| 224 | GOM_NL__2PRFIN20060329_171900_000000482046_00227_21323_8667.N1 | 29-MAR-2006 17:19:00 | Tw_i_and_stray | 48.000 | 106 | 9Bet Crv | 2.6480 | 5600.0 | 96 | 21323 | No |
| 225 | GOM_NL__2PRFIN20060329_172100_000000442046_00227_21323_8668.N1 | 29-MAR-2006 17:21:00 | Tw_i_and_stray | 43.500 | 100 | 4Gam Crv | 2.5800 | 13100. | 87 | 21323 | No |
| 226 | GOM_NL__2PRFIN20060329_173052_000000402046_00227_21323_8669.N1 | 29-MAR-2006 17:30:52 | Bright | 39.500 | 62 | 94Bet Leo | 2.1360 | 9700.0 | 79 | 21323 | No |
| 227 | GOM_NL__2PRFIN20060329_173225_000000362046_00227_21323_8670.N1 | 29-MAR-2006 17:32:25 | Bright | 36.000 | 96 | 68Del Leo | 2.5600 | 9300.0 | 72 | 21323 | No |
| 228 | GOM_NL__2PRFIN20060329_173916_000000352046_00227_21323_8671.N1 | 29-MAR-2006 17:39:16 | Bright | 35.000 | 174 | 52Psi UMa | 3.0040 | 4400.0 | 70 | 21323 | No |
| 229 | GOM_NL__2PRFIN20060329_174236_000000372046_00227_21323_8672.N1 | 29-MAR-2006 17:42:36 | Bright | 36.500 | 82 | 48Bet UMa | 2.3650 | 10600. | 73 | 21323 | No |
| 230 | GOM_NL__2PRFIN20060329_174407_000000372046_00227_21323_8673.N1 | 29-MAR-2006 17:44:07 | Bright | 37.000 | 36 | 50Alp UMa | 1.8000 | 6300.0 | 74 | 21323 | No |
| 231 | GOM_NL__2PRFIN20060329_175036_000000412046_00227_21323_8674.N1 | 29-MAR-2006 17:50:36 | Bright | 41.000 | 60 | 7Bet UMi | 2.0810 | 3950.0 | 82 | 21323 | No |
| 232 | GOM_NL__2PRFIN20060329_175206_000000362046_00227_21323_8675.N1 | 29-MAR-2006 17:52:06 | Bright | 36.000 | 49 | 1Alp UMi | 1.9900 | 6300.0 | 72 | 21323 | No |
| 233 | GOM_NL__2PRFIN20060329_175951_000000342046_00227_21323_8676.N1 | 29-MAR-2006 17:59:51 | Bright | 34.000 | 89 | 5Alp Cep | 2.4510 | 8000.0 | 68 | 21323 | No |
| 234 | GOM_NL__2PRFIN20060329_180501_000000412046_00227_21323_8677.N1 | 29-MAR-2006 18:05:01 | Bright | 41.000 | 19 | 50Alp Cyg | 1.2460 | 10500. | 82 | 21323 | No |
| 235 | GOM_NL__2PRFIN20060329_180639_000000412046_00227_21323_8678.N1 | 29-MAR-2006 18:06:39 | Bright | 41.000 | 66 | 37Gam Cyg | 2.2080 | 5900.0 | 82 | 21323 | No |
| 236 | GOM_NL__2PRFIN20060329_180837_000000422046_00227_21323_8679.N1 | 29-MAR-2006 18:08:37 | Bright | 41.500 | 92 | 53Eps Cyg | 2.5000 | 4500.0 | 83 | 21323 | No |
| 237 | GOM_NL__2PRFIN20060329_181505_000000452046_00227_21323_8680.N1 | 29-MAR-2006 18:15:05 | Bright | 45.000 | 61 | 8Eps Peg | 2.1000 | 3900.0 | 90 | 21323 | No |
| 238 | GOM_NL__2PRFIN20060329_181937_000000412046_00227_21323_8681.N1 | 29-MAR-2006 18:19:37 | Twilight | 41.000 | 154 | 22Bet Aqr | 2.8990 | 5700.0 | 82 | 21323 | No |
| 239 | GOM_NL__2PRFIN20060329_184031_000000482046_00228_21324_8660.N1 | 29-MAR-2006 18:40:31 | Dark | 48.000 | 141 | Bet Ara | 2.8400 | 4600.0 | 96 | 21324 | No |
| 240 | GOM_NL__2PRFIN20060329_184341_000000402046_00228_21324_8661.N1 | 29-MAR-2006 18:43:41 | Dark | 39.500 | 134 | Bet TrA | 2.8100 | 6600.0 | 79 | 21324 | No |
| 241 | GOM_NL__2PRFIN20060329_184621_000000552046_00228_21324_8662.N1 | 29-MAR-2006 18:46:21 | Dark | 54.500 | 4 | Alp1Cen | -0.010000 | 5800.0 | 109 | 21324 | No |
| 242 | GOM_NL__2PRFIN20060329_184900_000000442046_00228_21324_8663.N1 | 29-MAR-2006 18:49:00 | Straylight | 44.000 | 78 | Alp Lup | 2.3040 | 28000. | 88 | 21324 | No |
| 243 | GOM_NL__2PRFIN20060329_185040_000000432046_00228_21324_8664.N1 | 29-MAR-2006 18:50:40 | Straylight | 43.000 | 95 | Zet Cen | 2.5450 | 26000. | 86 | 21324 | No |
| 244 | GOM_NL__2PRFIN20060329_185206_000000382046_00228_21324_8665.N1 | 29-MAR-2006 18:52:06 | Straylight | 38.000 | 64 | Gam Cen | 2.2000 | 10600. | 76 | 21324 | No |
| 245 | GOM_NL__2PRFIN20060329_185438_000000462046_00228_21324_8666.N1 | 29-MAR-2006 18:54:38 | Straylight | 46.000 | 123 | lot Cen | 2.7500 | 10200. | 92 | 21324 | No |
| 246 | GOM_NL__2PRFIN20060329_190007_000000442046_00228_21324_8667.N1 | 29-MAR-2006 19:00:07 | Tw_i_and_stray | 44.000 | 171 | 2Eps Crv | 3.0010 | 4250.0 | 88 | 21324 | No |
| 247 | GOM_NL__2PRFIN20060329_190136_000000412046_00228_21324_8668.N1 | 29-MAR-2006 19:01:36 | Tw_i_and_stray | 41.000 | 100 | 4Gam Crv | 2.5800 | 13100. | 82 | 21324 | No |
| 248 | GOM_NL__2PRFIN20060329_191128_000000562046_00228_21324_8669.N1 | 29-MAR-2006 19:11:28 | Bright | 56.000 | 62 | 94Bet Leo | 2.1360 | 9700.0 | 112 | 21324 | No |
| 249 | GOM_NL__2PRFIN20060329_191301_000000532046_00228_21324_8670.N1 | 29-MAR-2006 19:13:01 | Bright | 53.000 | 96 | 68Del Leo | 2.5600 | 9300.0 | 106 | 21324 | No |
| 250 | GOM_NL__2PRFIN20060329_191952_000000382046_00228_21324_8671.N1 | 29-MAR-2006 19:19:52 | Bright | 38.000 | 174 | 52Psi UMa | 3.0040 | 4400.0 | 76 | 21324 | No |
| 251 | GOM_NL__2PRFIN20060329_192312_000000352046_00228_21324_8672.N1 | 29-MAR-2006 19:23:12 | Bright | 35.000 | 82 | 48Bet UMa | 2.3650 | 10600. | 70 | 21324 | No |
| 252 | GOM_NL__2PRFIN20060329_192443_000000382046_00228_21324_8673.N1 | 29-MAR-2006 19:24:43 | Bright | 37.500 | 36 | 50Alp UMa | 1.8000 | 6300.0 | 75 | 21324 | No |
| 253 | GOM_NL__2PRFIN20060329_193112_000000402046_00228_21324_8674.N1 | 29-MAR-2006 19:31:12 | Bright | 40.000 | 60 | 7Bet UMi | 2.0810 | 3950.0 | 80 | 21324 | No |
| 254 | GOM_NL__2PRFIN20060329_193242_000000372046_00228_21324_8675.N1 | 29-MAR-2006 19:32:42 | Bright | 36.500 | 49 | 1Alp UMi | 1.9900 | 6300.0 | 73 | 21324 | No |
| 255 | GOM_NL__2PRFIN20060329_194026_000000382046_00228_21324_8676.N1 | 29-MAR-2006 19:40:26 | Bright | 37.500 | 89 | 5Alp Cep | 2.4510 | 8000.0 | 75 | 21324 | No |
| 256 | GOM_NL__2PRFIN20060329_194537_000000402046_00228_21324_8677.N1 | 29-MAR-2006 19:45:37 | Bright | 40.000 | 19 | 50Alp Cyg | 1.2460 | 10500. | 80 | 21324 | No |
| 257 | GOM_NL__2PRFIN20060329_194715_000000442046_00228_21324_8678.N1 | 29-MAR-2006 19:47:15 | Bright | 43.500 | 66 | 37Gam Cyg | 2.2080 | 5900.0 | 87 | 21324 | No |
| 258 | GOM_NL__2PRFIN20060329_194913_000000412046_00228_21324_8679.N1 | 29-MAR-2006 19:49:13 | Bright | 41.000 | 92 | 53Eps Cyg | 2.5000 | 4500.0 | 82 | 21324 | No |
| 259 | GOM_NL__2PRFIN20060329_195541_000000532046_00228_21324_8680.N1 | 29-MAR-2006 19:55:41 | Bright | 53.000 | 61 | 8Eps Peg | 2.1000 | 3900.0 | 106 | 21324 | No |
| 260 | GOM_NL__2PRFIN20060329_200013_000000432046_00228_21324_8681.N1 | 29-MAR-2006 20:00:13 | Twilight | 42.500 | 154 | 22Bet Aqr | 2.8990 | 5700.0 | 85 | 21324 | No |
| 261 | GOM_NL__2PRFIN20060329_202108_000000422046_00229_21325_8660.N1 | 29-MAR-2006 20:21:08 | Dark | 42.000 | 141 | Bet Ara | 2.8400 | 4600.0 | 84 | 21325 | No |
| 262 | GOM_NL__2PRFIN20060329_202418_000000382046_00229_21325_8661.N1 | 29-MAR-2006 20:24:18 | Dark | 38.000 | 134 | Bet TrA | 2.8100 | 6600.0 | 76 | 21325 | No |
| 263 | GOM_NL__2PRFIN20060329_202658_000000472046_00229_21325_8662.N1 | 29-MAR-2006 20:26:58 | Dark | 46.500 | 4 | Alp1Cen | -0.010000 | 5800.0 | 93 | 21325 | No |
| 264 | GOM_NL__2PRFIN20060329_202937_000000442046_00229_21325_8663.N1 | 29-MAR-2006 20:29:37 | Straylight | 43.500 | 78 | Alp Lup | 2.3040 | 28000. | 87 | 21325 | No |
| 265 | GOM_NL__2PRFIN20060329_203116_000000432046_00229_21325_8664.N1 | 29-MAR-2006 20:31:16 | Straylight | 42.500 | 95 | Zet Cen | 2.5450 | 26000. | 85 | 21325 | No |
| 266 | GOM_NL__2PRFIN20060329_203243_000000382046_00229_21325_8665.N1 | 29-MAR-2006 20:32:43 | Straylight | 38.000 | 64 | Gam Cen | 2.2000 | 10600. | 76 | 21325 | No |
| 267 | GOM_NL__2PRFIN20060329_203514_000000452046_00229_21325_8666.N1 | 29-MAR-2006 20:35:14 | Straylight | 44.500 | 123 | lot Cen | 2.7500 | 10200. | 89 | 21325 | No |
| 268 | GOM_NL__2PRFIN20060329_204043_000000432046_00229_21325_8667.N1 | 29-MAR-2006 20:40:43 | Tw_i_and_stray | 43.000 | 171 | 2Eps Crv | 3.0010 | 4250.0 | 86 | 21325 | No |
| 269 | GOM_NL__2PRFIN20060329_204212_000000442046_00229_21325_8668.N1 | 29-MAR-2006 20:42:12 | Tw_i_and_stray | 43.500 | 100 | 4Gam Crv | 2.5800 | 13100. | 87 | 21325 | No |
| 270 | GOM_NL__2PRFIN20060329_205204_000000392046_00229_21325_8669.N1 | 29-MAR-2006 20:52:04 | Bright | 39.000 | 62 | 94Bet Leo | 2.1360 | 9700.0 | 78 | 21325 | No |
| 271 | GOM_NL__2PRFIN20060329_205337_000000362046_00229_21325_8670.N1 | 29-MAR-2006 20:53:37 | Bright | 36.000 | 96 | 68Del Leo | 2.5600 | 9300.0 | 72 | 21325 | No |
| 272 | GOM_NL__2PRFIN20060329_210028_000000352046_00229_21325_8671.N1 | 29-MAR-2006 21:00:28 | Bright | 34.500 | 174 | 52Psi UMa | 3.0040 | 4400.0 | 69 | 21325 | No |
| 273 | GOM_NL__2PRFIN20060329_210348_000000362046_00229_21325_8672.N1 | 29-MAR-2006 21:03:48 | Bright | 36.000 | 82 | 48Bet UMa | 2.3650 | 10600. | 72 | 21325 | No |
| 274 | GOM_NL__2PRFIN20060329_210519_000000372046_00229_21325_8673.N1 | 29-MAR-2006 21:05:19 | Bright | 37.000 | 36 | 50Alp UMa | 1.8000 | 6300.0 | 74 | 21325 | No |
| 275 | GOM_NL__2PRFIN20060329_211147_000000402046_00229_21325_8674.N1 | 29-MAR-2006 21:11:47 | Bright | 40.000 | 60 | 7Bet UMi | 2.0810 | 3950.0 | 80 | 21325 | No |
| 276 | GOM_NL__2PRFIN20060329_211318_000000372046_00229_21325_8675.N1 | 29-MAR-2006 21:13:18 | Bright | 36.500 | 49 | 1Alp UMi | 1.9900 | 6300.0 | 73 | 21325 | No |
| 277 | GOM_NL__2PRFIN20060329_212102_000000352046_00229_21325_8676.N1 | 29-MAR-2006 21:21:02 | Bright | 35.000 | 89 | 5Alp Cep | 2.4510 | 8000.0 | 70 | 21325 | No |
| 278 | GOM_NL__2PRFIN20060329_212613_000000412046_00229_21325_8677.N1 | 29-MAR-2006 21:26:13 | Bright | 40.500 | 19 | 50Alp Cyg | 1.2460 | 10500. | 81 | 21325 | No |

| | | | | | | | | | | | |
|-----|--|----------------------|----------------|--------|-----|-----------|-----------|--------|-----|-------|----|
| 279 | GOM_NL__2PRFIN20060329_212751_000000442046_00229_21325_8678.N1 | 29-MAR-2006 21:27:51 | Bright | 43.500 | 66 | 37Gam Cyg | 2.2080 | 5900.0 | 87 | 21325 | No |
| 280 | GOM_NL__2PRFIN20060329_212949_000000412046_00229_21325_8679.N1 | 29-MAR-2006 21:29:49 | Bright | 41.000 | 92 | 53Eps Cyg | 2.5000 | 4500.0 | 82 | 21325 | No |
| 281 | GOM_NL__2PRFIN20060329_213617_000000442046_00229_21325_8680.N1 | 29-MAR-2006 21:36:17 | Bright | 43.500 | 61 | 8Eps Peg | 2.1000 | 3900.0 | 87 | 21325 | No |
| 282 | GOM_NL__2PRFIN20060329_214049_000000402046_00229_21325_8681.N1 | 29-MAR-2006 21:40:49 | Twilight | 40.000 | 154 | 22Bet Aqr | 2.8990 | 5700.0 | 80 | 21325 | No |
| 283 | GOM_NL__2PRFIN20060329_220145_000000442046_00230_21326_8660.N1 | 29-MAR-2006 22:01:45 | Dark | 44.000 | 141 | Bet Ara | 2.8400 | 4600.0 | 88 | 21326 | No |
| 284 | GOM_NL__2PRFIN20060329_220454_000000392046_00230_21326_8661.N1 | 29-MAR-2006 22:04:54 | Dark | 39.000 | 134 | Bet TrA | 2.8100 | 6600.0 | 78 | 21326 | No |
| 285 | GOM_NL__2PRFIN20060329_220734_000000452046_00230_21326_8662.N1 | 29-MAR-2006 22:07:34 | Dark | 44.500 | 4 | Alp1Cen | -0.010000 | 5800.0 | 89 | 21326 | No |
| 286 | GOM_NL__2PRFIN20060329_221013_000000442046_00230_21326_8663.N1 | 29-MAR-2006 22:10:13 | Straylight | 44.000 | 78 | Alp Lup | 2.3040 | 28000. | 88 | 21326 | No |
| 287 | GOM_NL__2PRFIN20060329_221153_000000422046_00230_21326_8664.N1 | 29-MAR-2006 22:11:53 | Straylight | 41.500 | 95 | Zet Cen | 2.5450 | 26000. | 83 | 21326 | No |
| 288 | GOM_NL__2PRFIN20060329_221319_000000412046_00230_21326_8665.N1 | 29-MAR-2006 22:13:19 | Straylight | 41.000 | 64 | Gam Cen | 2.2000 | 10600. | 82 | 21326 | No |
| 289 | GOM_NL__2PRFIN20060329_221550_000000462046_00230_21326_8666.N1 | 29-MAR-2006 22:15:50 | Straylight | 46.000 | 123 | lot Cen | 2.7500 | 10200. | 92 | 21326 | No |
| 290 | GOM_NL__2PRFIN20060329_222048_000000462046_00230_21326_8667.N1 | 29-MAR-2006 22:20:48 | Tw_i_and_stray | 46.000 | 106 | 9Bet Crv | 2.6480 | 5600.0 | 92 | 21326 | No |
| 291 | GOM_NL__2PRFIN20060329_222248_000000442046_00230_21326_8668.N1 | 29-MAR-2006 22:22:48 | Tw_i_and_stray | 43.500 | 100 | 4Gam Crv | 2.5800 | 13100. | 87 | 21326 | No |
| 292 | GOM_NL__2PRFIN20060329_223239_000000392046_00230_21326_8669.N1 | 29-MAR-2006 22:32:39 | Bright | 38.500 | 62 | 94Bet Leo | 2.1360 | 9700.0 | 77 | 21326 | No |
| 293 | GOM_NL__2PRFIN20060329_223412_000000352046_00230_21326_8670.N1 | 29-MAR-2006 22:34:12 | Bright | 35.000 | 96 | 68Del Leo | 2.5600 | 9300.0 | 70 | 21326 | No |
| 294 | GOM_NL__2PRFIN20060329_224104_000000362046_00230_21326_8671.N1 | 29-MAR-2006 22:41:04 | Bright | 35.500 | 174 | 52Psi UMa | 3.0040 | 4400.0 | 71 | 21326 | No |
| 295 | GOM_NL__2PRFIN20060329_224423_000000462046_00230_21326_8672.N1 | 29-MAR-2006 22:44:23 | Bright | 46.000 | 82 | 48Bet UMa | 2.3650 | 10600. | 92 | 21326 | No |
| 296 | GOM_NL__2PRFIN20060329_224555_000000372046_00230_21326_8673.N1 | 29-MAR-2006 22:45:55 | Bright | 37.000 | 36 | 50Alp UMa | 1.8000 | 6300.0 | 74 | 21326 | No |
| 297 | GOM_NL__2PRFIN20060329_225223_000000362046_00230_21326_8674.N1 | 29-MAR-2006 22:52:23 | Bright | 36.000 | 60 | 7Bet UMi | 2.0810 | 3950.0 | 72 | 21326 | No |
| 298 | GOM_NL__2PRFIN20060329_225354_000000352046_00230_21326_8675.N1 | 29-MAR-2006 22:53:54 | Bright | 34.500 | 49 | 1Alp UMi | 1.9900 | 6300.0 | 69 | 21326 | No |
| 299 | GOM_NL__2PRFIN20060329_230138_000000412046_00230_21326_8676.N1 | 29-MAR-2006 23:01:38 | Bright | 41.000 | 89 | 5Alp Cep | 2.4510 | 8000.0 | 82 | 21326 | No |
| 300 | GOM_NL__2PRFIN20060329_230649_000000382046_00230_21326_8677.N1 | 29-MAR-2006 23:06:49 | Bright | 38.000 | 19 | 50Alp Cyg | 1.2460 | 10500. | 76 | 21326 | No |
| 301 | GOM_NL__2PRFIN20060329_230827_000000442046_00230_21326_8678.N1 | 29-MAR-2006 23:08:27 | Bright | 44.000 | 66 | 37Gam Cyg | 2.2080 | 5900.0 | 88 | 21326 | No |
| 302 | GOM_NL__2PRFIN20060329_231025_000000432046_00230_21326_8679.N1 | 29-MAR-2006 23:10:25 | Bright | 43.000 | 92 | 53Eps Cyg | 2.5000 | 4500.0 | 86 | 21326 | No |
| 303 | GOM_NL__2PRFIN20060329_231653_000000442046_00230_21326_8680.N1 | 29-MAR-2006 23:16:53 | Bright | 44.000 | 61 | 8Eps Peg | 2.1000 | 3900.0 | 88 | 21326 | No |
| 304 | GOM_NL__2PRFIN20060329_232126_000000442046_00230_21326_8681.N1 | 29-MAR-2006 23:21:26 | Twilight | 44.000 | 154 | 22Bet Aqr | 2.8990 | 5700.0 | 88 | 21326 | No |
| 305 | GOM_NL__2PRFIN20060329_234221_000000412046_00231_21327_8660.N1 | 29-MAR-2006 23:42:21 | Dark | 41.000 | 141 | Bet Ara | 2.8400 | 4600.0 | 82 | 21327 | No |
| 306 | GOM_NL__2PRFIN20060329_234530_000000412046_00231_21327_8661.N1 | 29-MAR-2006 23:45:30 | Dark | 40.500 | 134 | Bet TrA | 2.8100 | 6600.0 | 81 | 21327 | No |
| 307 | GOM_NL__2PRFIN20060329_234810_000000542046_00231_21327_8662.N1 | 29-MAR-2006 23:48:10 | Dark | 53.500 | 4 | Alp1Cen | -0.010000 | 5800.0 | 107 | 21327 | No |
| 308 | GOM_NL__2PRFIN20060329_235050_000000472046_00231_21327_8663.N1 | 29-MAR-2006 23:50:50 | Straylight | 46.500 | 78 | Alp Lup | 2.3040 | 28000. | 93 | 21327 | No |
| 309 | GOM_NL__2PRFIN20060329_235229_000000432046_00231_21327_8664.N1 | 29-MAR-2006 23:52:29 | Straylight | 42.500 | 95 | Zet Cen | 2.5450 | 26000. | 85 | 21327 | No |
| 310 | GOM_NL__2PRFIN20060329_235355_000000422046_00231_21327_8665.N1 | 29-MAR-2006 23:53:55 | Straylight | 42.000 | 64 | Gam Cen | 2.2000 | 10600. | 84 | 21327 | No |
| 311 | GOM_NL__2PRFIN20060329_235627_000000432046_00231_21327_8666.N1 | 29-MAR-2006 23:56:27 | Straylight | 43.000 | 123 | lot Cen | 2.7500 | 10200. | 86 | 21327 | No |

3. Quality information per product

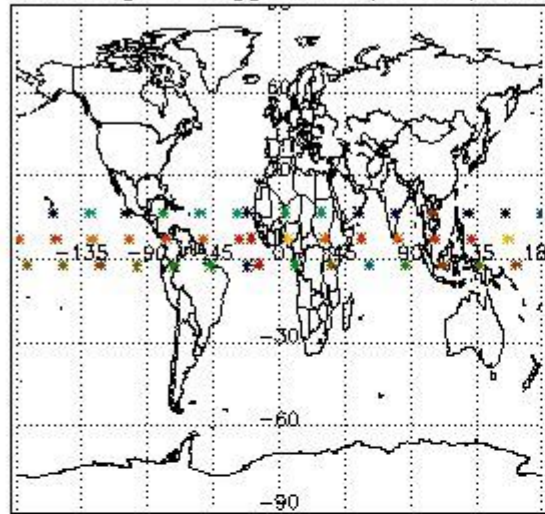
In this section it is plotted some information contained in the Quality Summary data set of the level 2 products. Only products in dark limb conditions and without errors (error flag in the MPH set to "0") are used.

3.1 Plot quality information per product (time dependant)

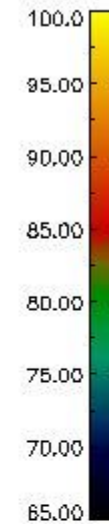
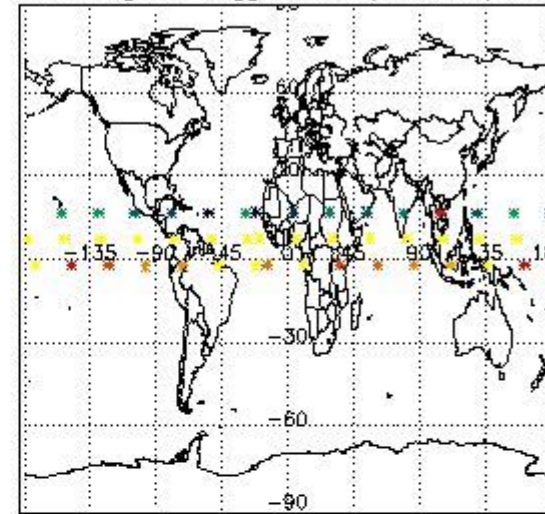


3.2 Plot quality information per product (world map)


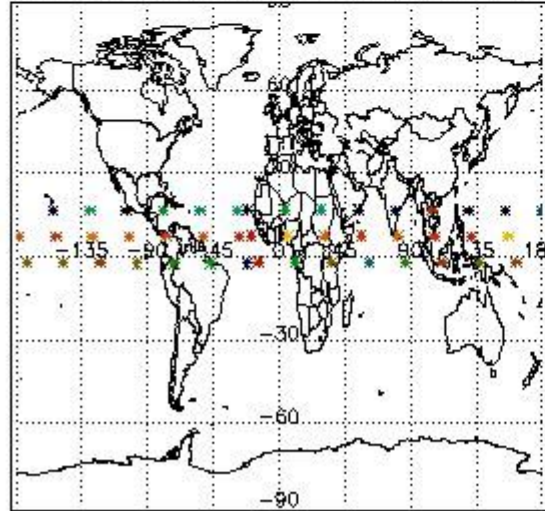
Percentage of flagged data per O3 profile



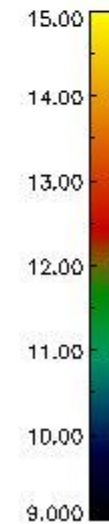
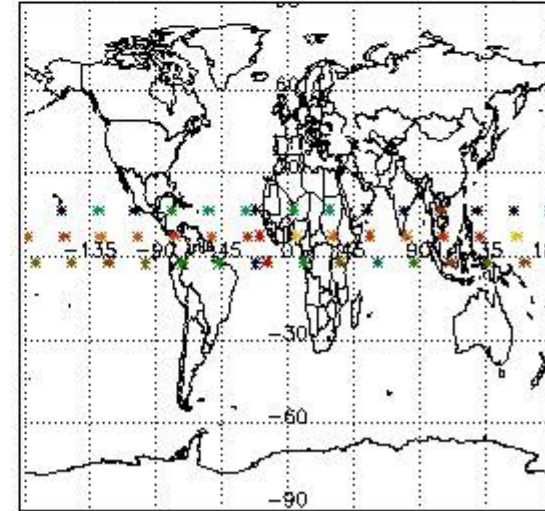
Percentage of flagged data per H2O profile



Percentage of flagged data per NO2 profile



Percentage of flagged data per NO3 profile

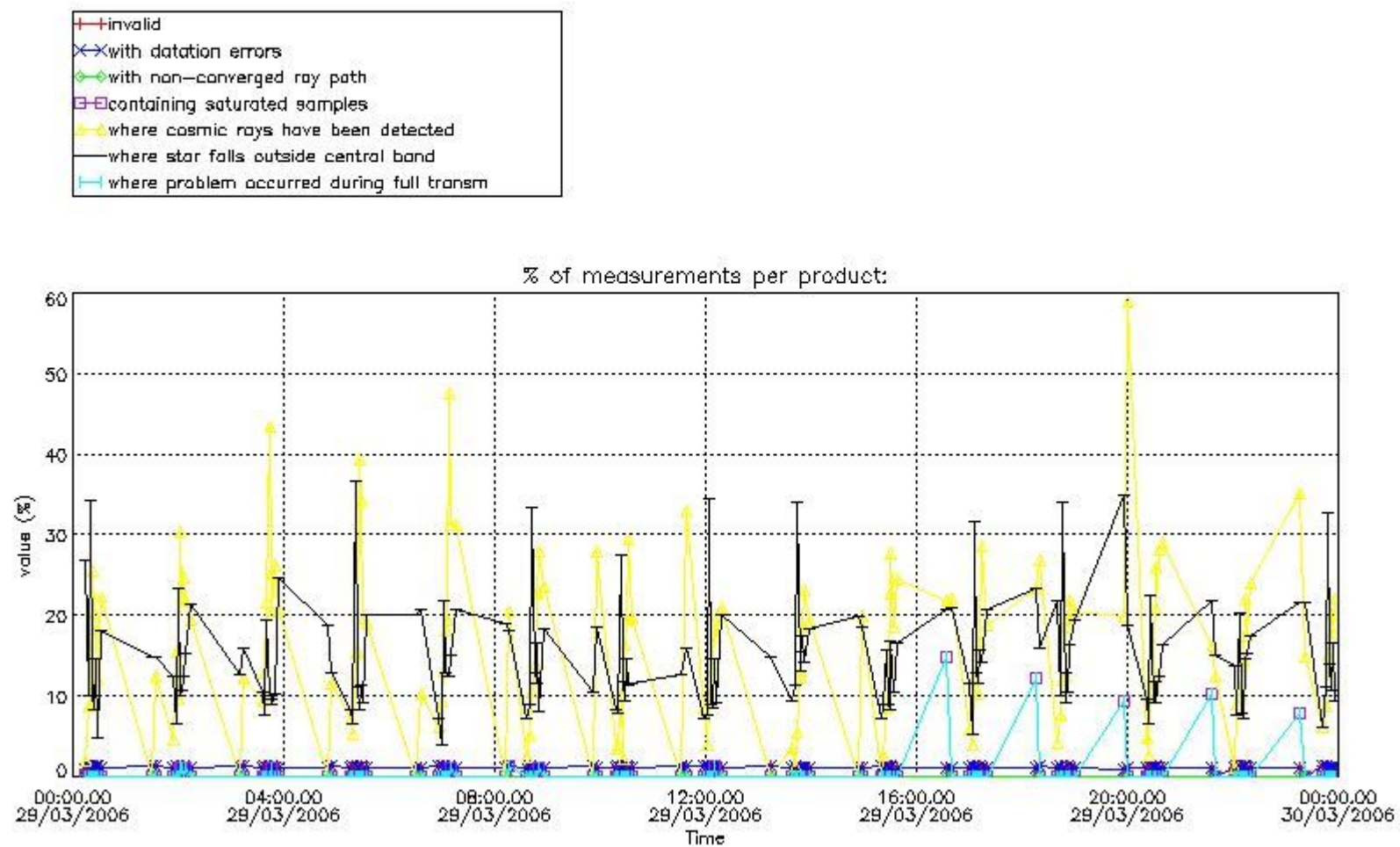


4. Level 1 quality information per product

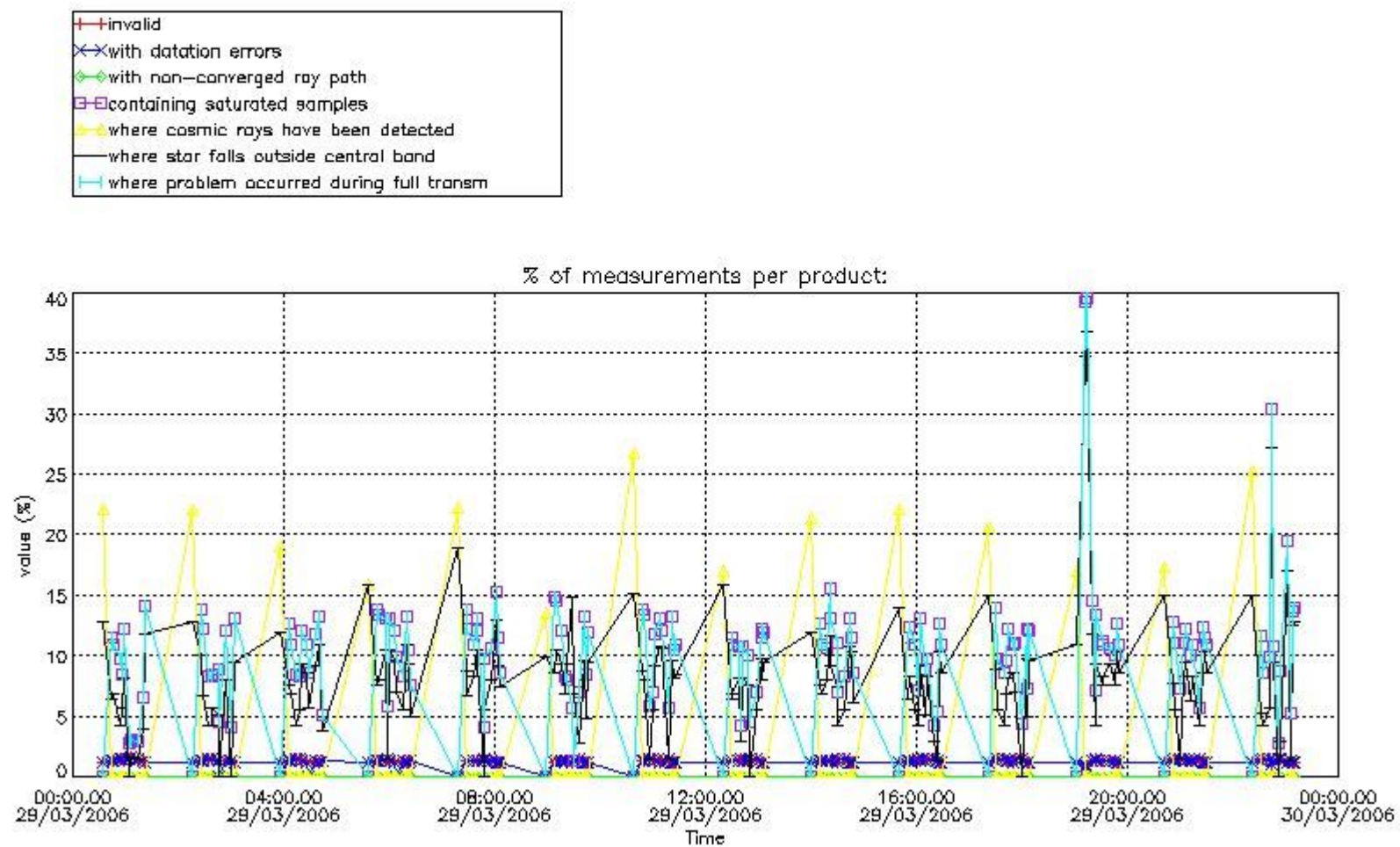
In this section it is plotted some information contained in the Quality Summary data set of the level 2 products that comes from the level 1b processing. Products without errors (error flag in the MPH set to "0") are used.

4.1 Plot quality information per product (time dependant) coming from level 1b processing

4.1.1 Plot level 1 quality information per product (time dependant): ENVISAT ASCENDING passes

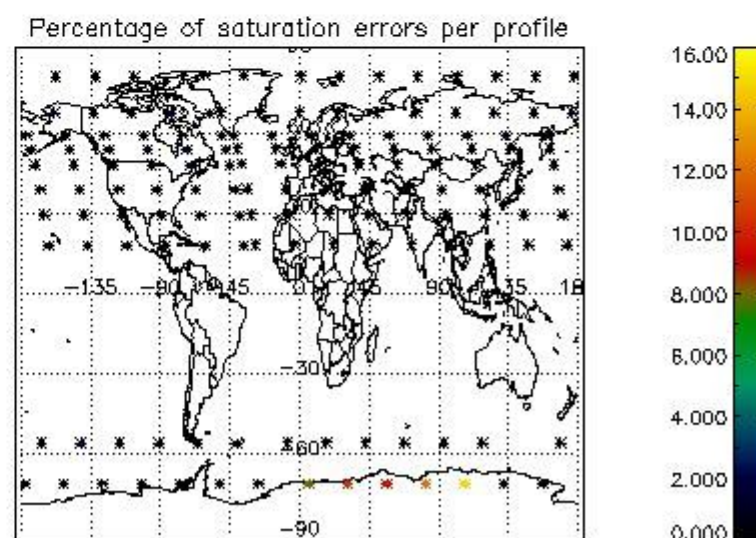
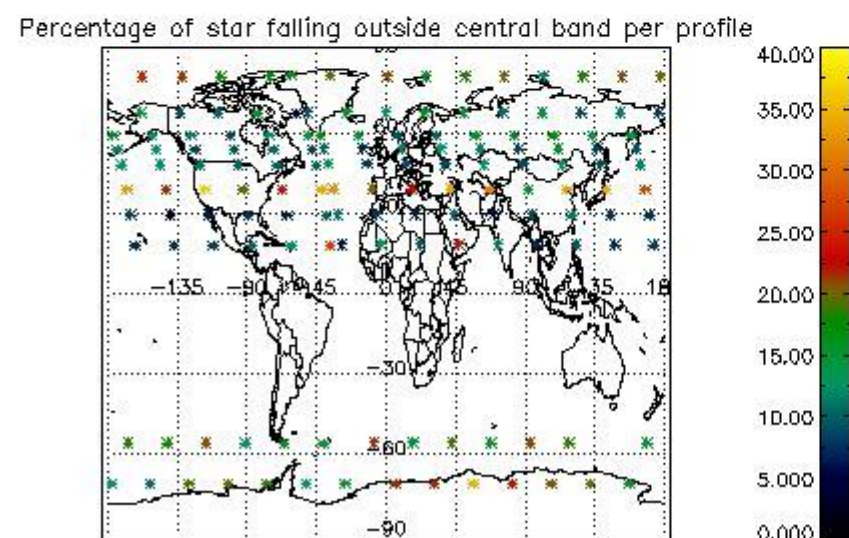
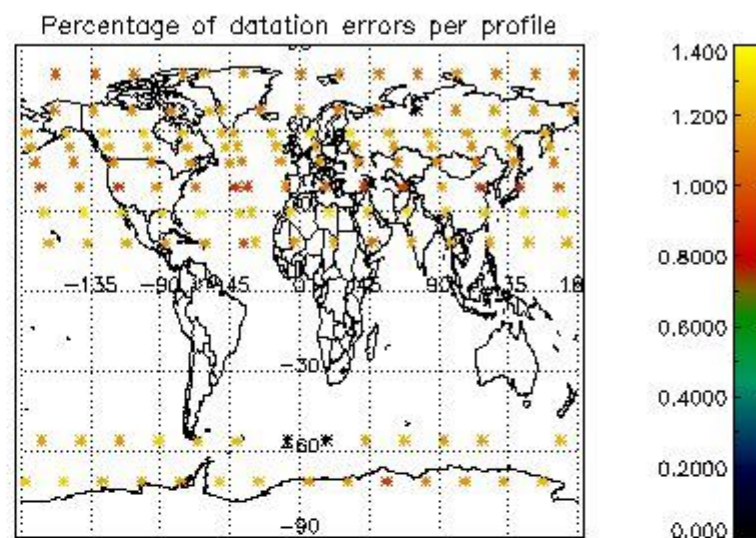
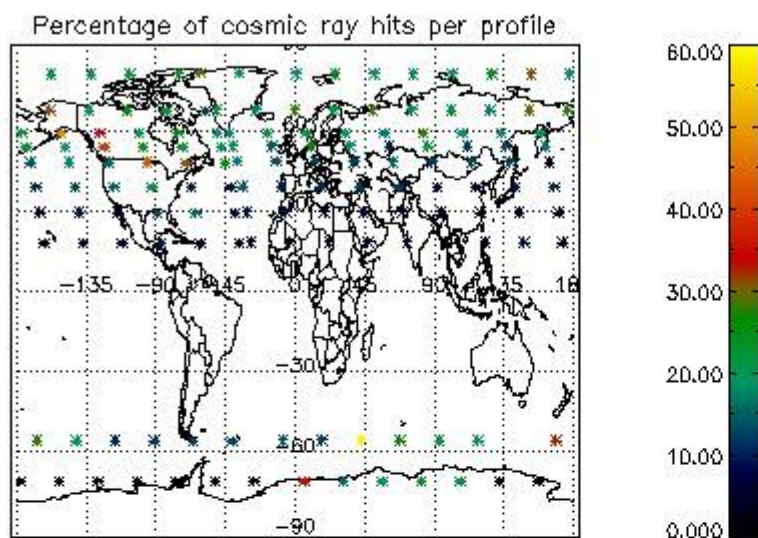


4.1.2 Plot level 1 quality information per product (time dependant): ENVI SAT DESCENDING passes

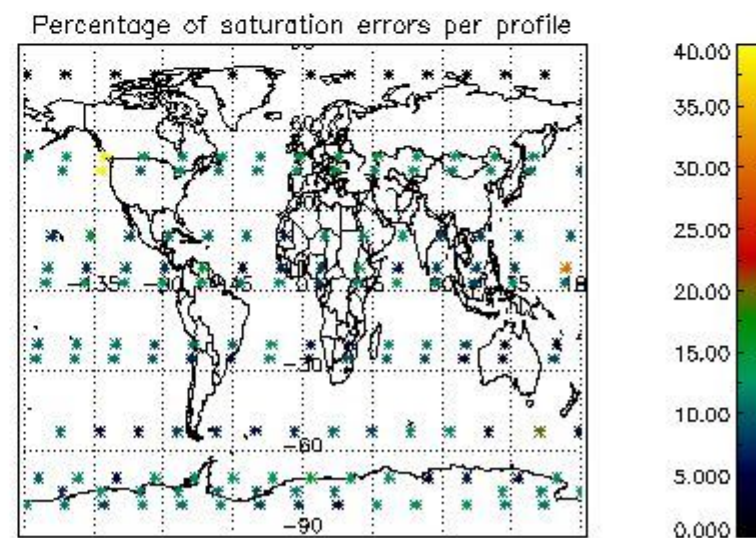
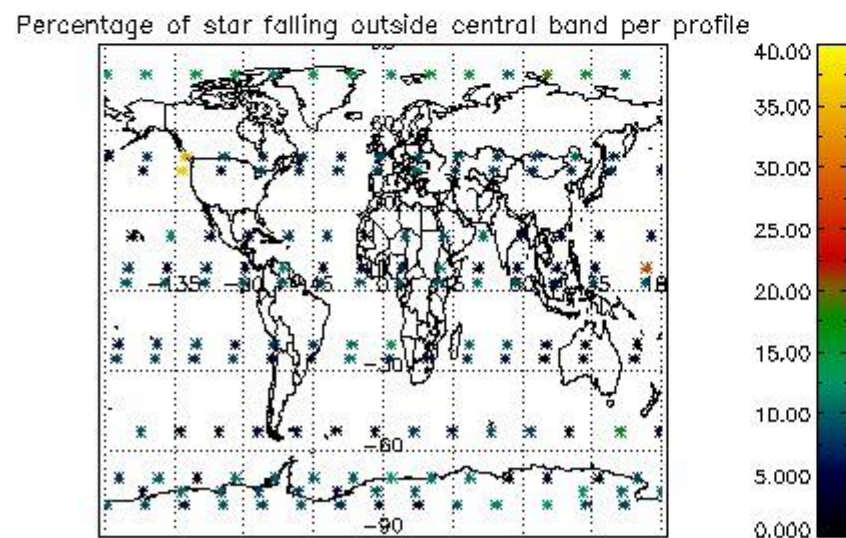
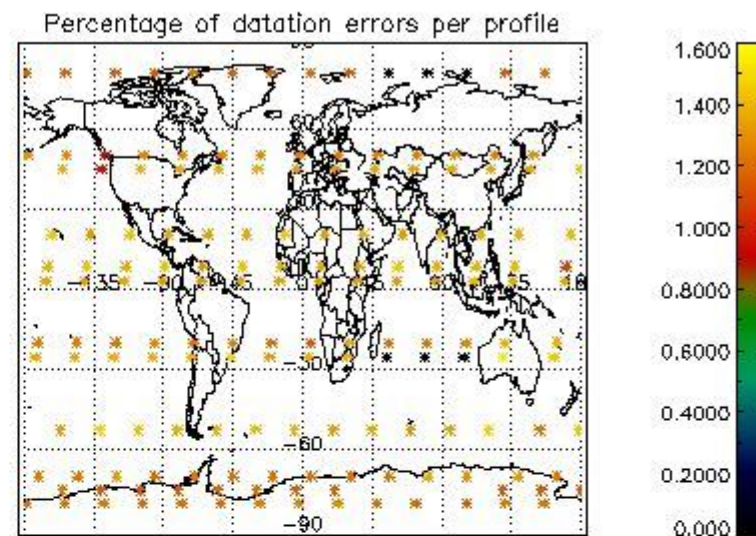
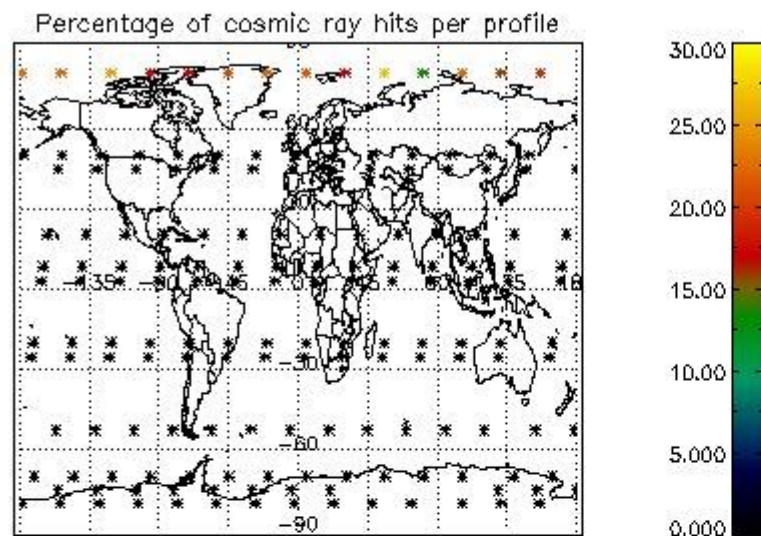


4.2 Plot quality information per product coming from level 1b processing (world map)

4.2.1 Plot level 1 quality information per product (world map): ENVISAT ASCENDING passes



4.2.2 Plot level 1 quality information per product (world map): ENVISAT DESCENDING passes



5. Trace gas profiles

5.1 Ozone statistics based on quality of products

The final quality of the products can be "measured" using the STD (Standard Deviation) attached to every point profile. This information is written to the parameter GOM_NL__2P/NL_LOCAL_SPECIES_DENSITY/o3_std of the level 2 products. The table below shows the statistics for given STD ranges.

The statistics are given with respect to the overall valid production:

- Products without fatal errors: GOM_NL__2P/MPH/PRODUCT_ERR=0
- Valid point profile: GOM_NL__2P/NL_LOCAL_SPECIES_DENSITY/pcd(0)=0

The 'Criteria' is applied to valid points of dark limb products:

- Products in dark limb illumination condition: GOM_NL__2P/NL_SUMMARY_QUALITY/obs_ill_cond=0
- Products without fatal errors: GOM_NL__2P/MPH/PRODUCT_ERR=0
- Valid point profile: GOM_NL__2P/NL_LOCAL_SPECIES_DENSITY/pcd(0)=0

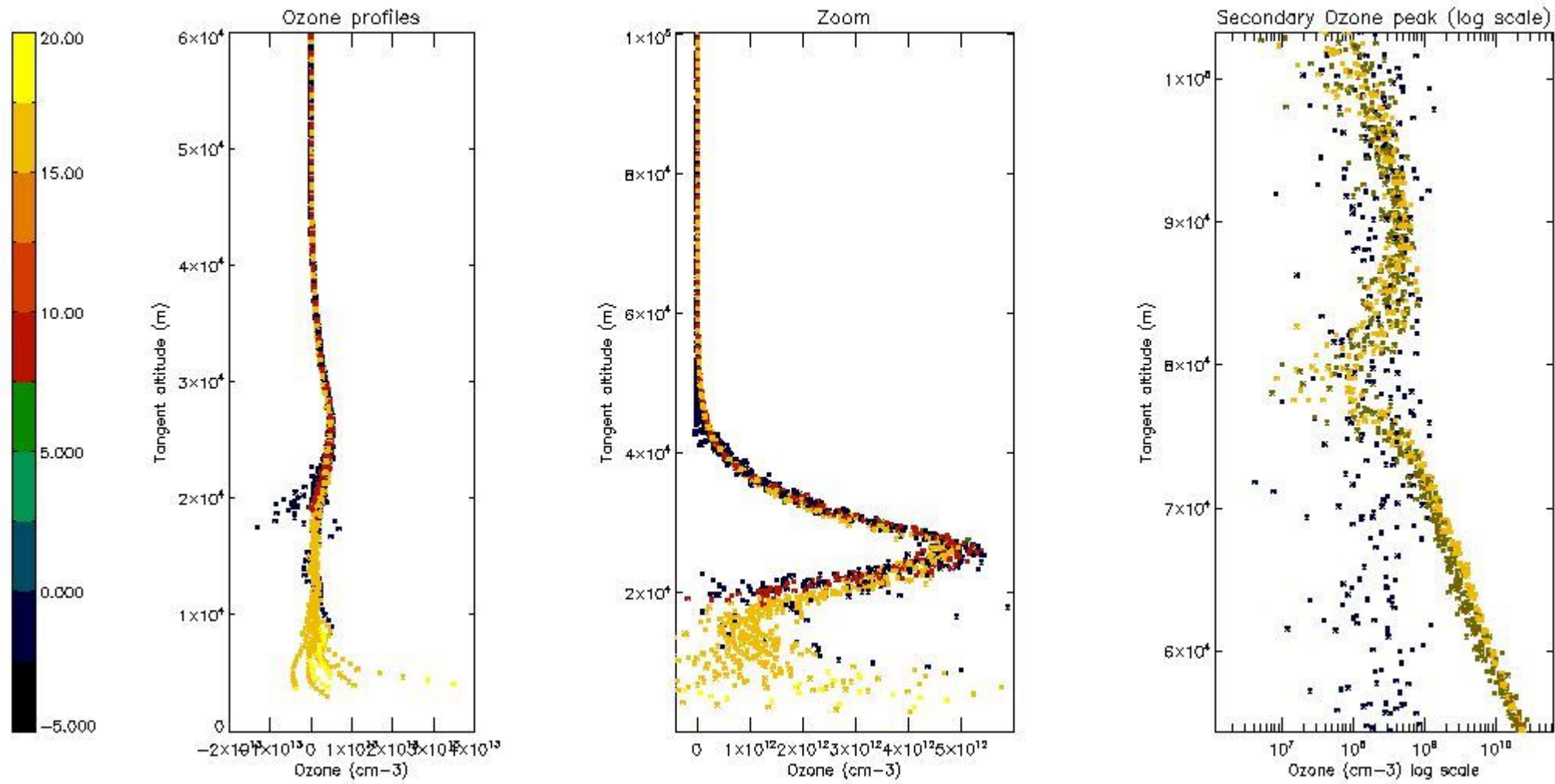
So, the table below shows the percentage of dark limb and valid observations for each criteria with respect to the overall valid daily observations.

| Criteria | % of total production |
|----------|-----------------------|
| All STD | 16 |
| STD < 20 | 8 |

| | |
|----------|---|
| STD < 10 | 5 |
| STD < 5 | 2 |

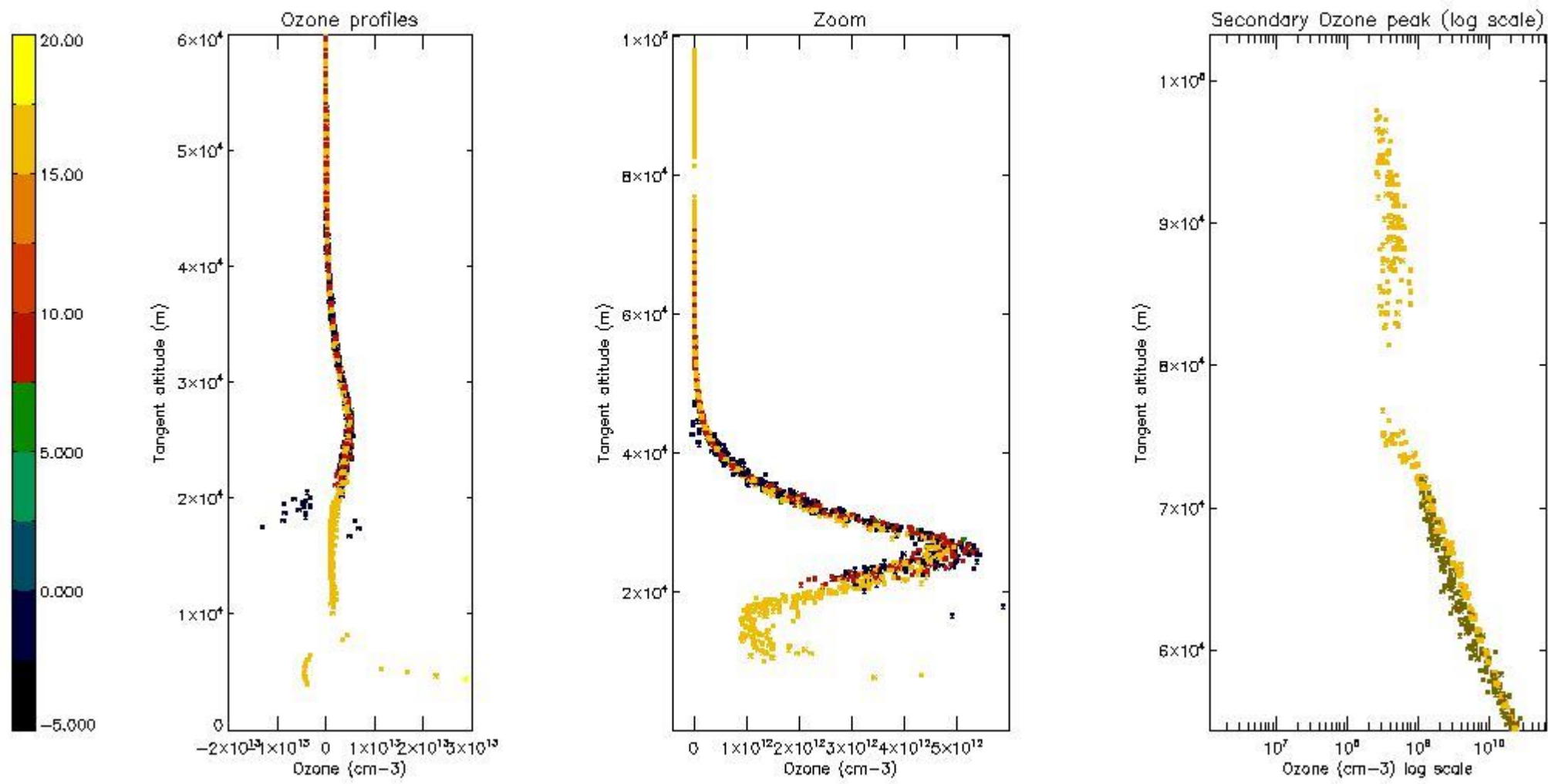
5.2 Plot ozone profiles for all STD (dark without errors)

The colorbar represents the latitude.



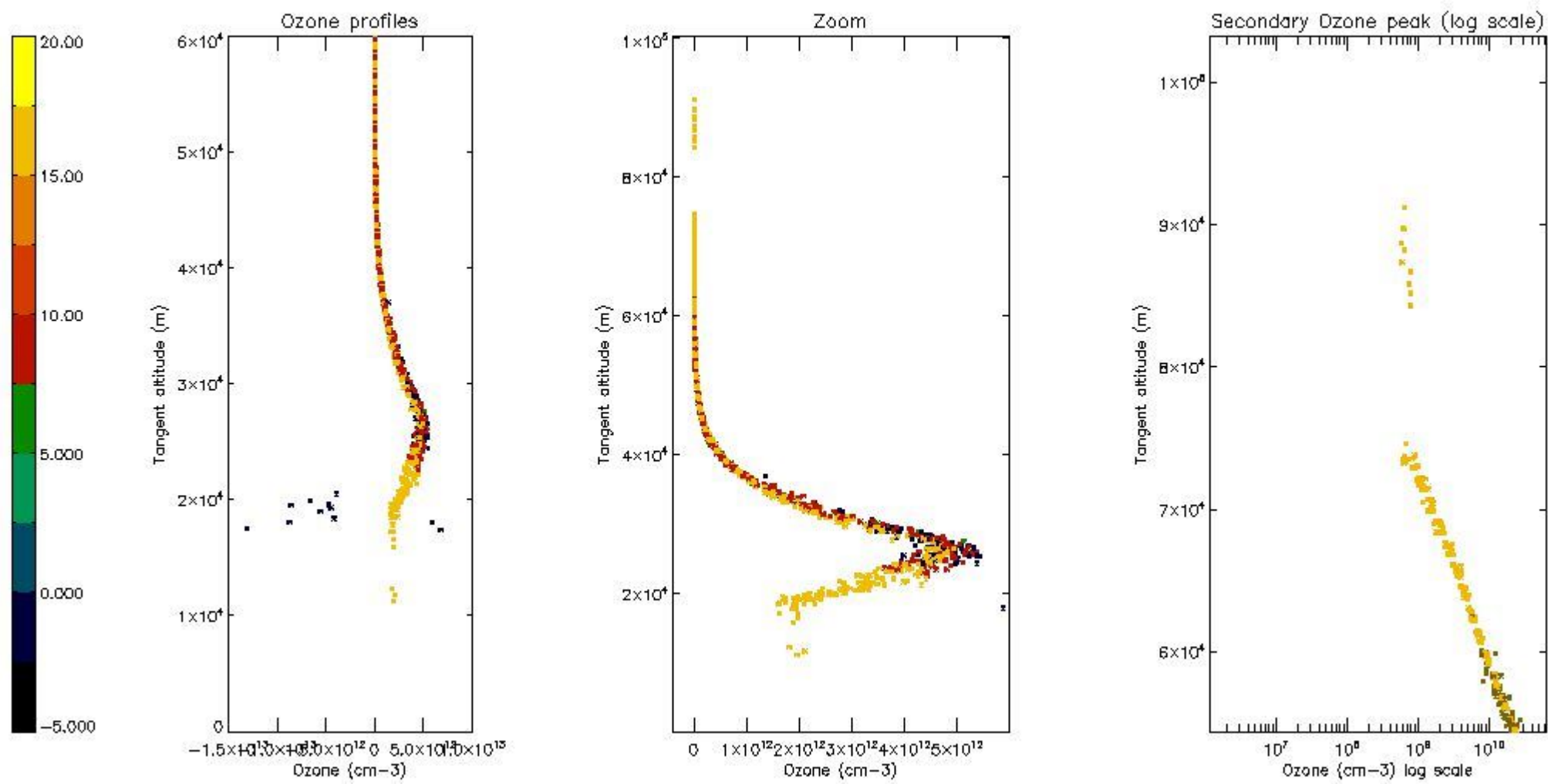
5.3 Plot ozone profiles where STD < 20% (dark without errors)

The colorbar represents the latitude.



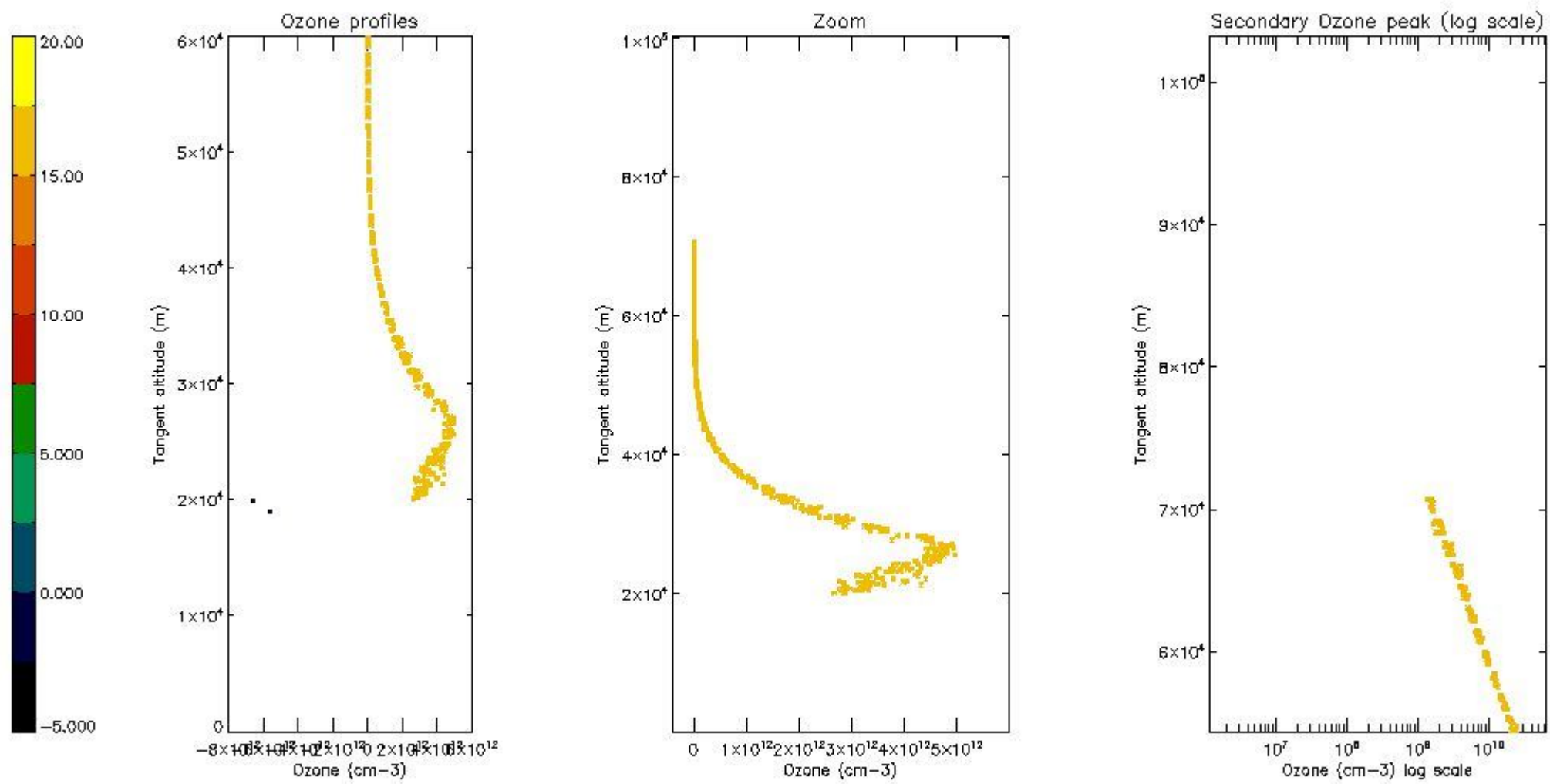
5.4 Plot ozone profiles where STD < 10% (dark without errors)

The colorbar represents the latitude.



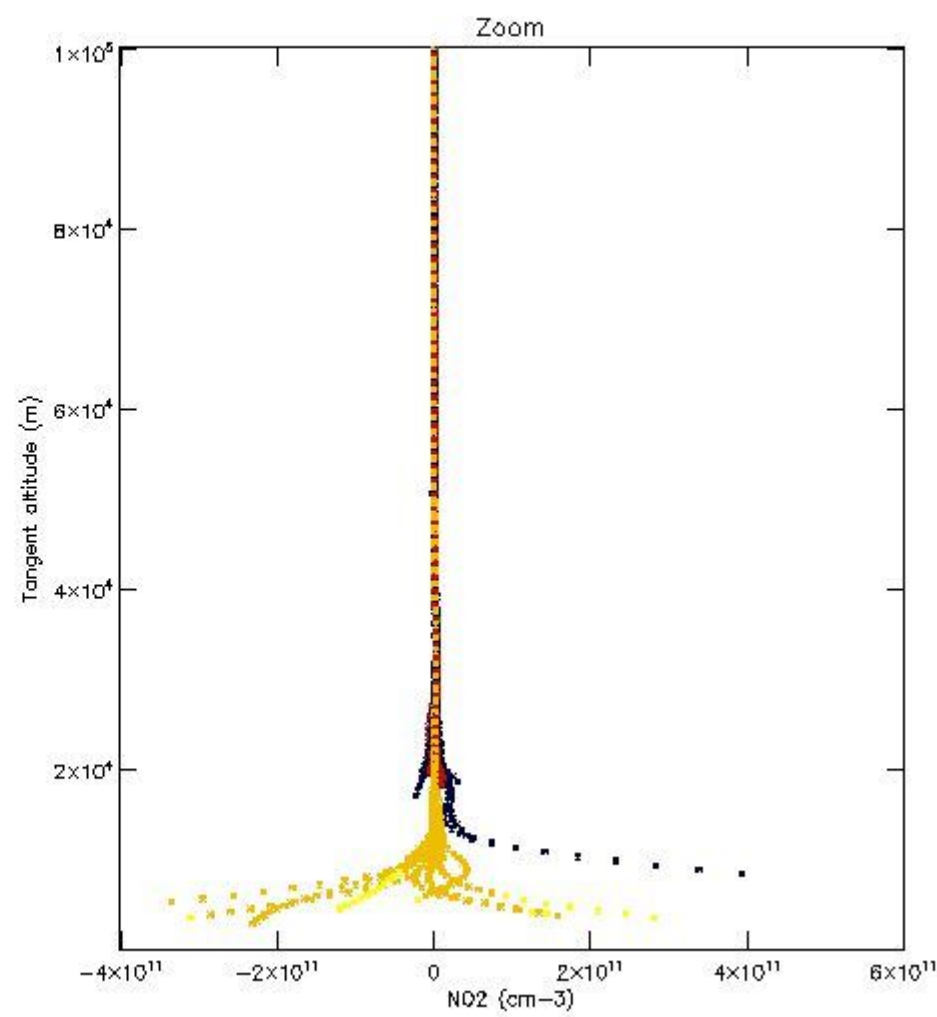
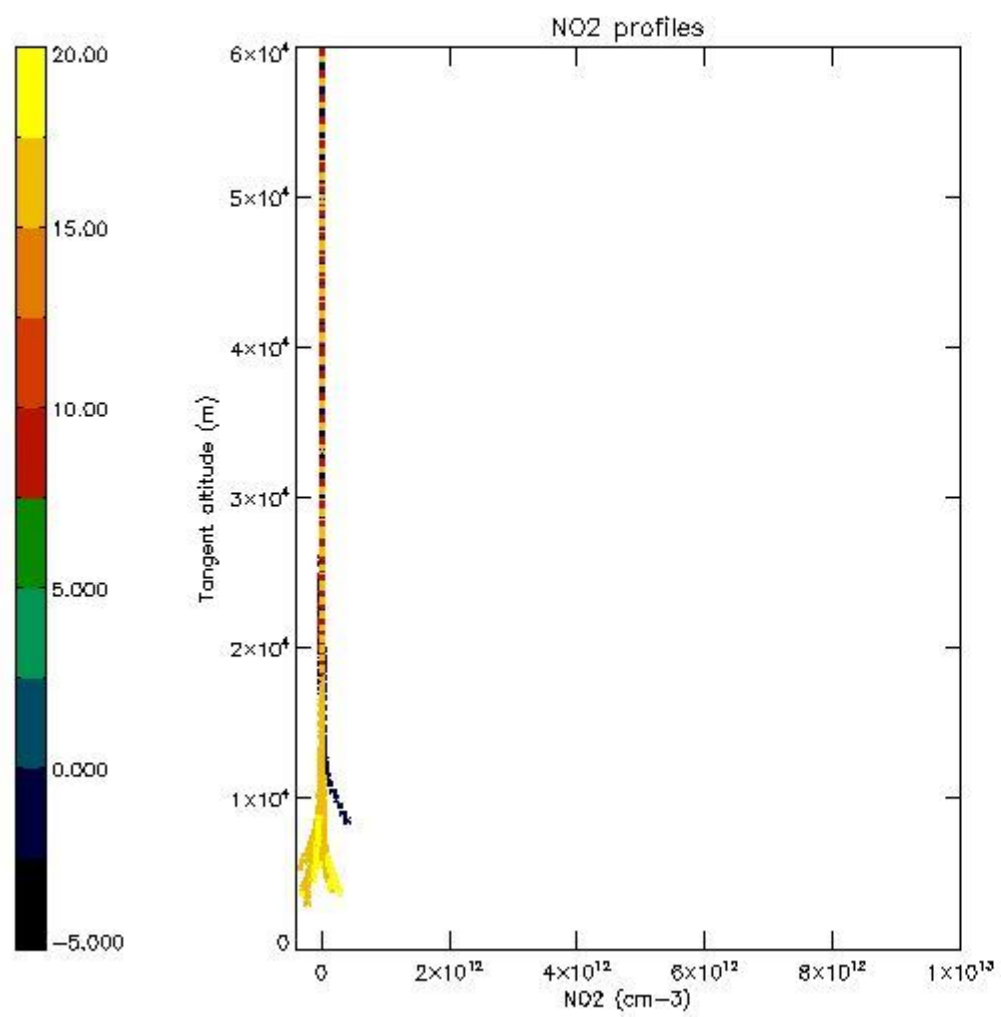
5.5 Plot ozone profiles where STD < 5% (dark without errors)

The colorbar represents the latitude.



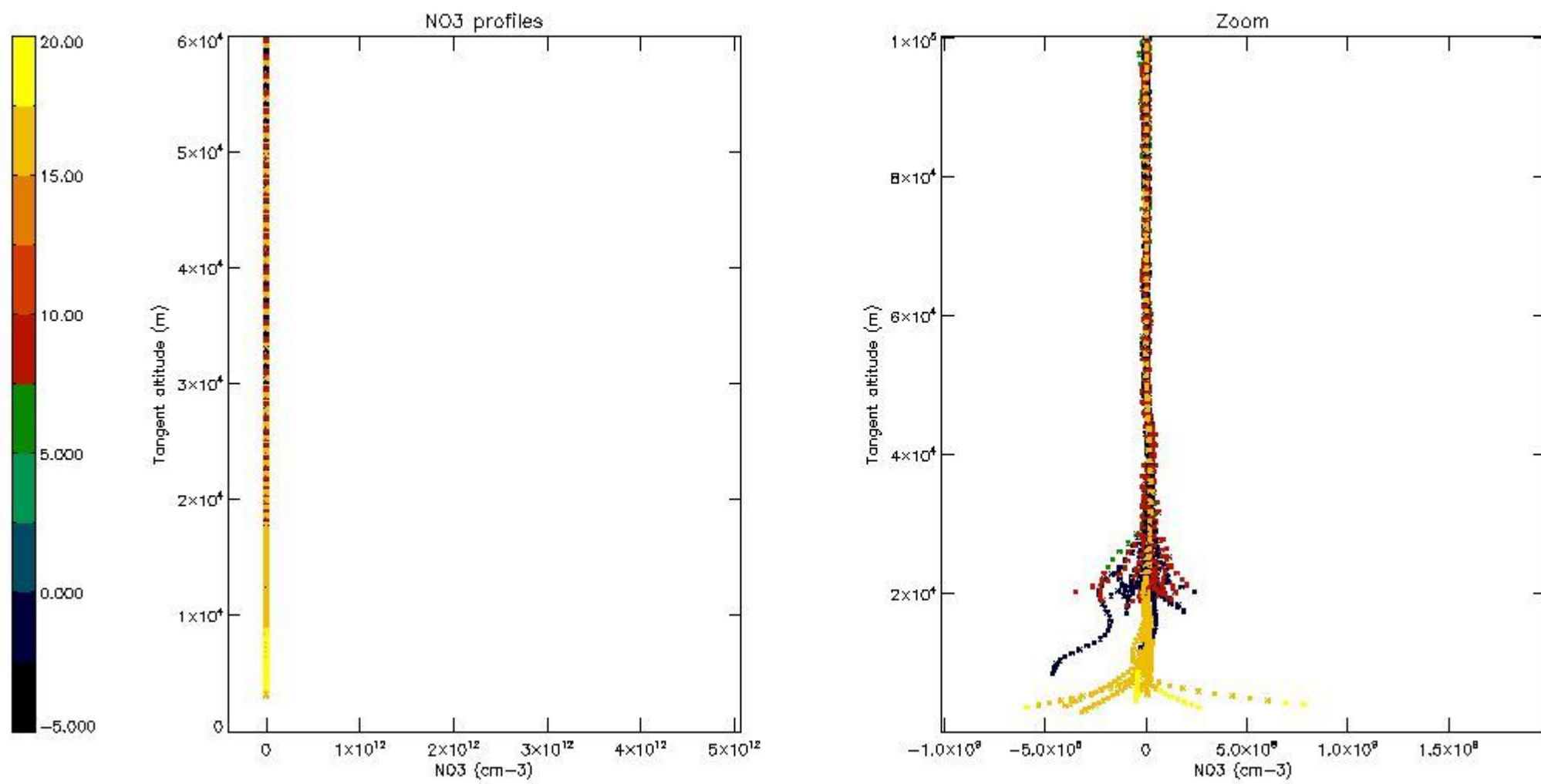
5.6 Plot NO₂ profiles for all STD (dark without errors)

The colorbar represents the latitude.



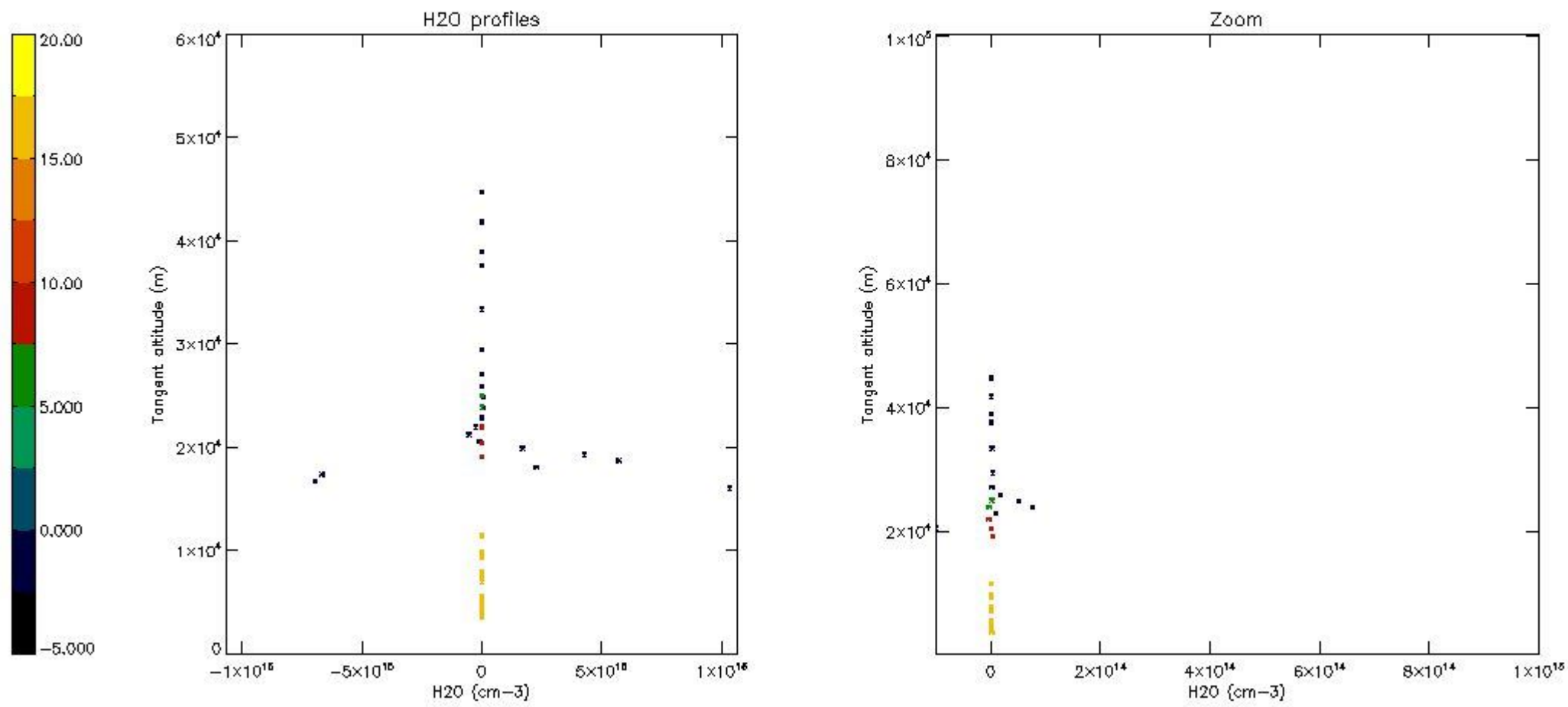
5.7 Plot NO3 profiles for all STD (dark without errors)

The colorbar represents the latitude.



5.8 Plot H₂O profiles for all STD (only for occultations of stars 1,2,3,4,13,14,16,26,63 dark without errors)

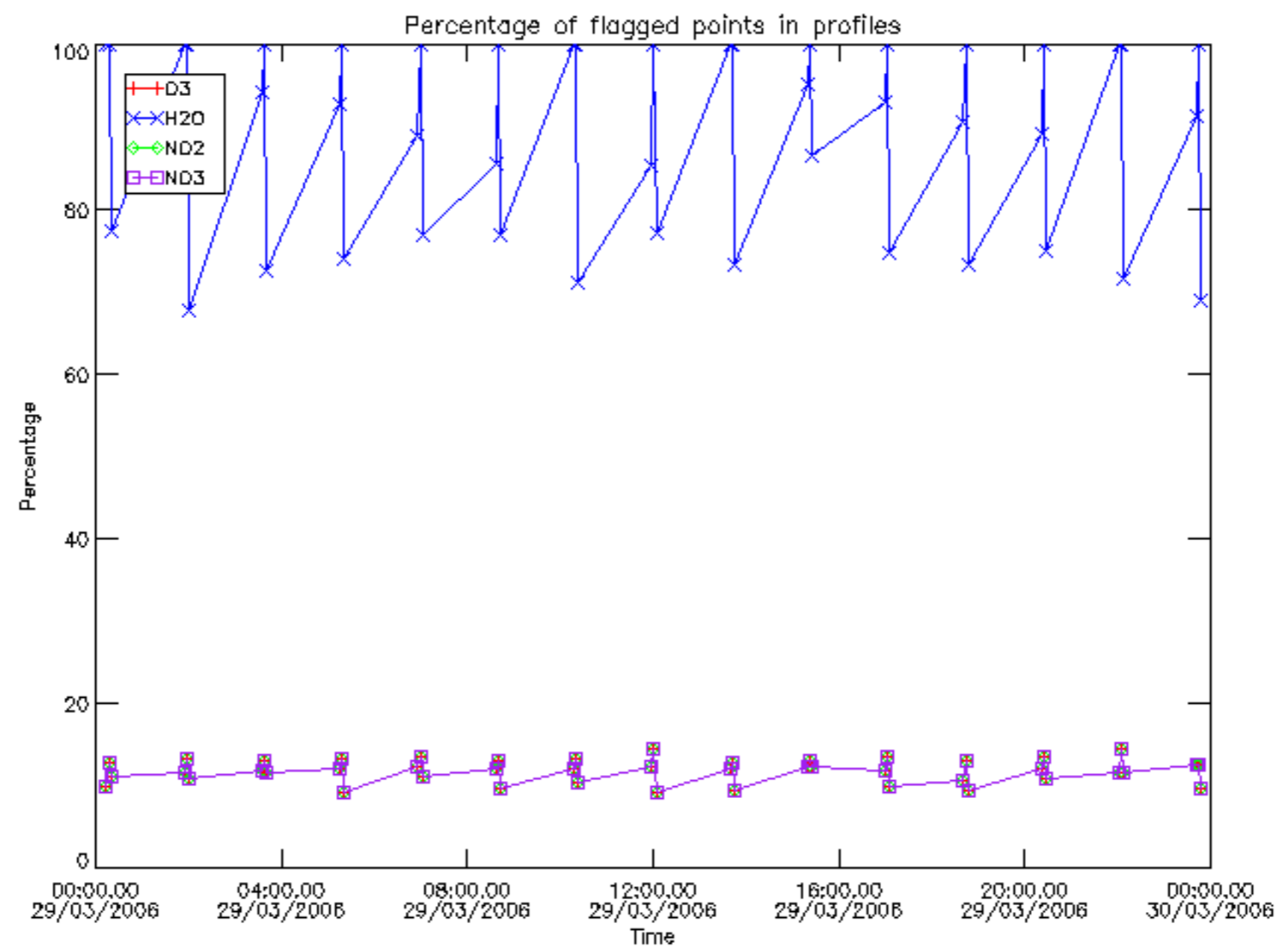
The colorbar represents the latitude.



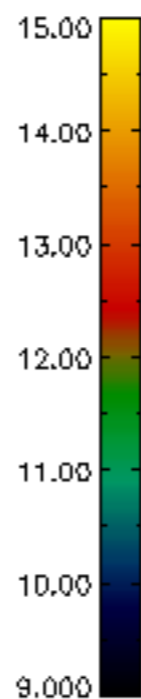
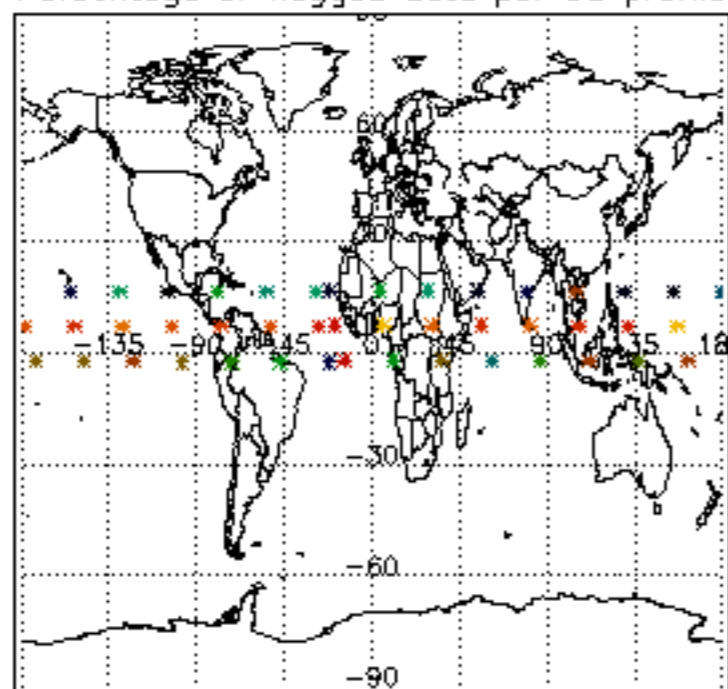
6. Auxiliary Data Files used for the production reported in section 2

The number reported in the third column indicates since which file (see list in section 2) the corresponding auxiliary file has been used. The fourth column is the date of those product files.

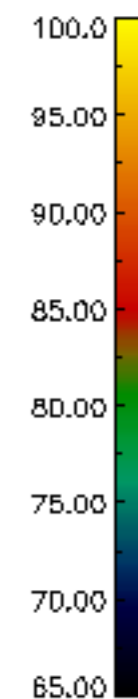
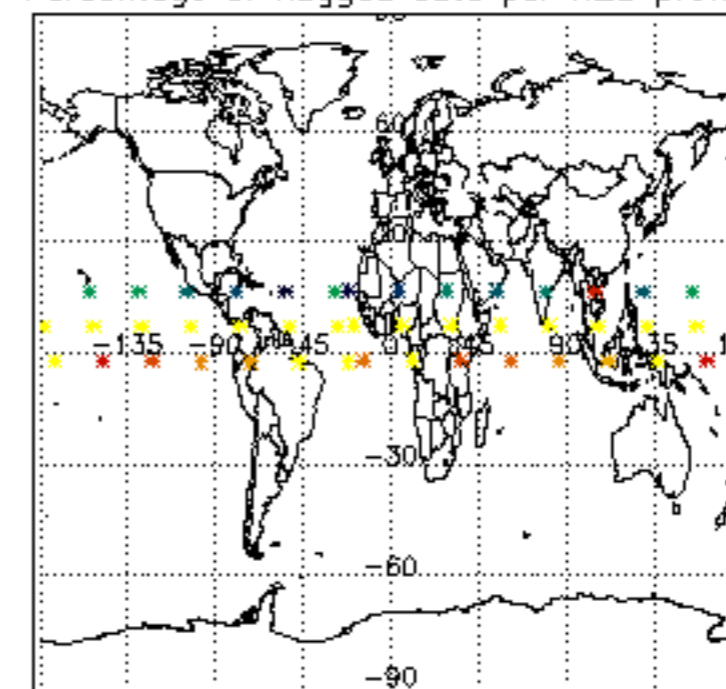
| Type | Auxiliary Filename | Used since product | Used since product date |
|---------------------------|---|--------------------|-------------------------|
| INST_PHYS_CHARACTERISTICS | GOM_INS_AXVIEC20091111_143220_20030716_120000_20500101_000000 | 1 | 29-MAR-2006 00:13:48 |
| LEVEL-2_PROC_CONFIG | GOM_PR2_AXVIEC20091111_152718_20020301_000000_20500101_000000 | 1 | 29-MAR-2006 00:13:48 |
| CROSS_SECTIONS_FILE | GOM_CRS_AXVIEC20091111_154832_20020301_000000_20500101_000000 | 1 | 29-MAR-2006 00:13:48 |



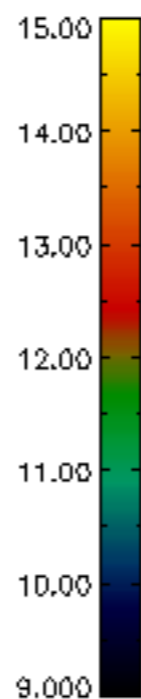
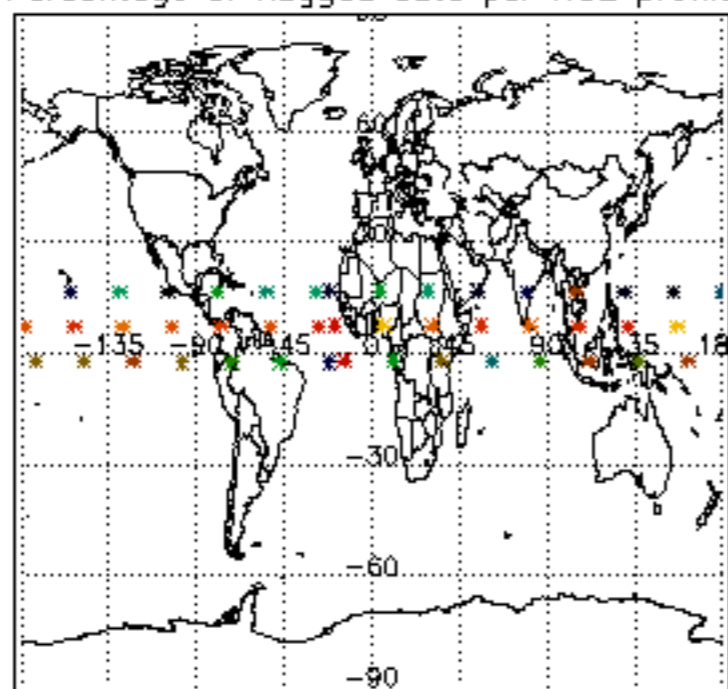
Percentage of flagged data per D3 profile



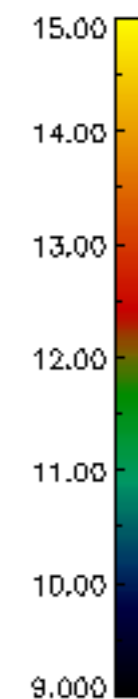
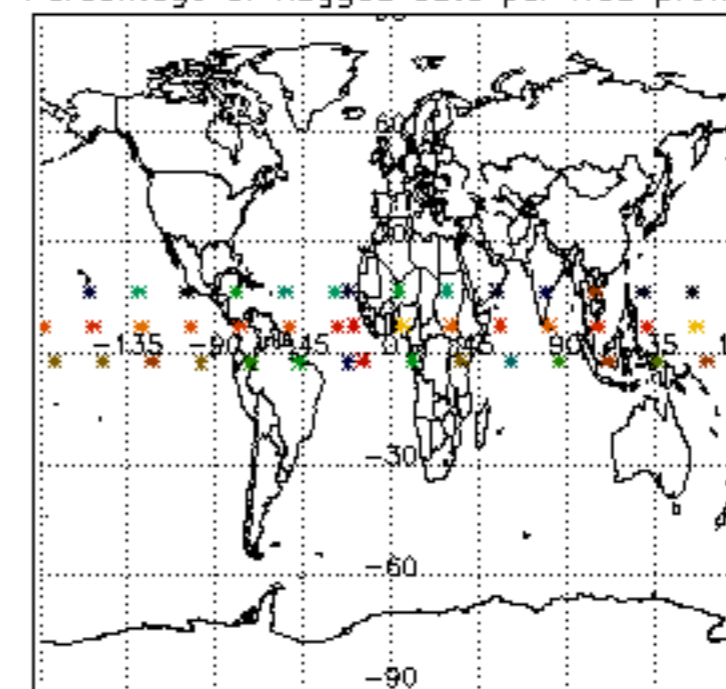
Percentage of flagged data per H2O profile

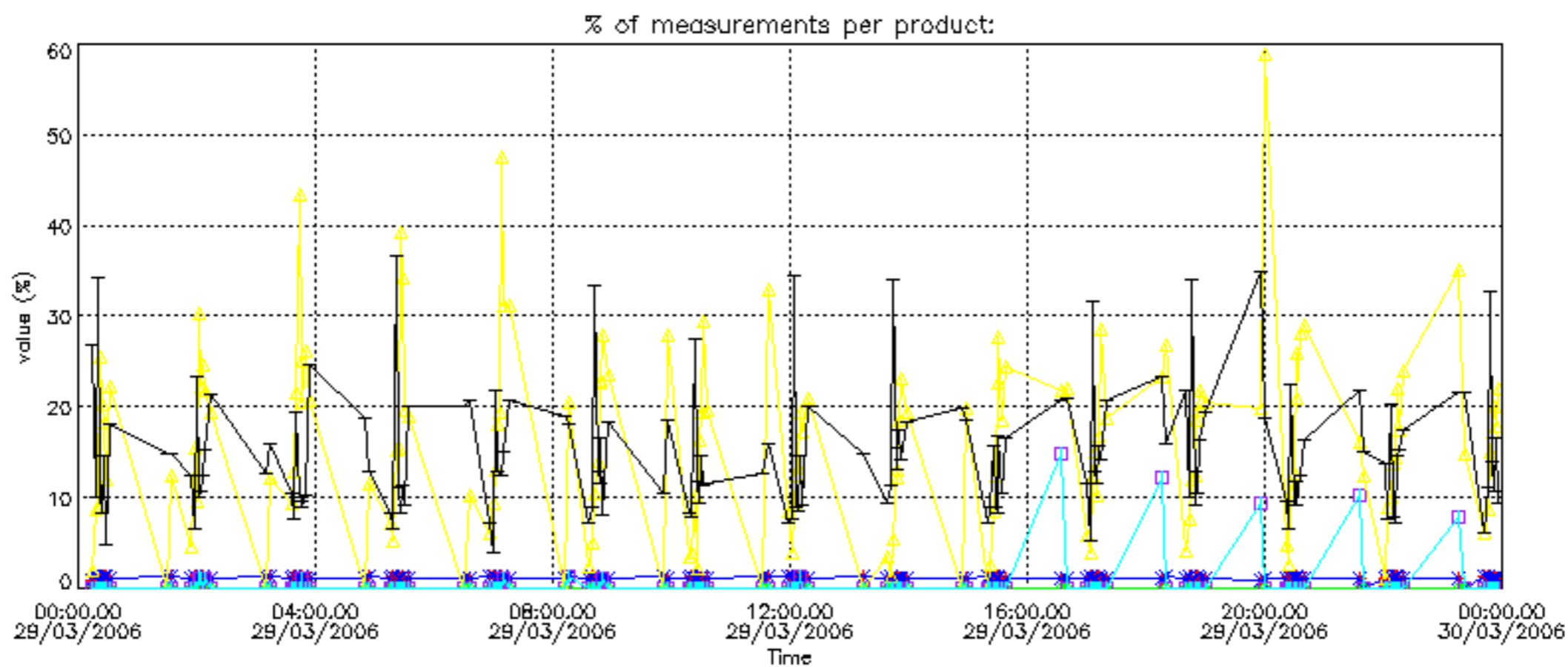


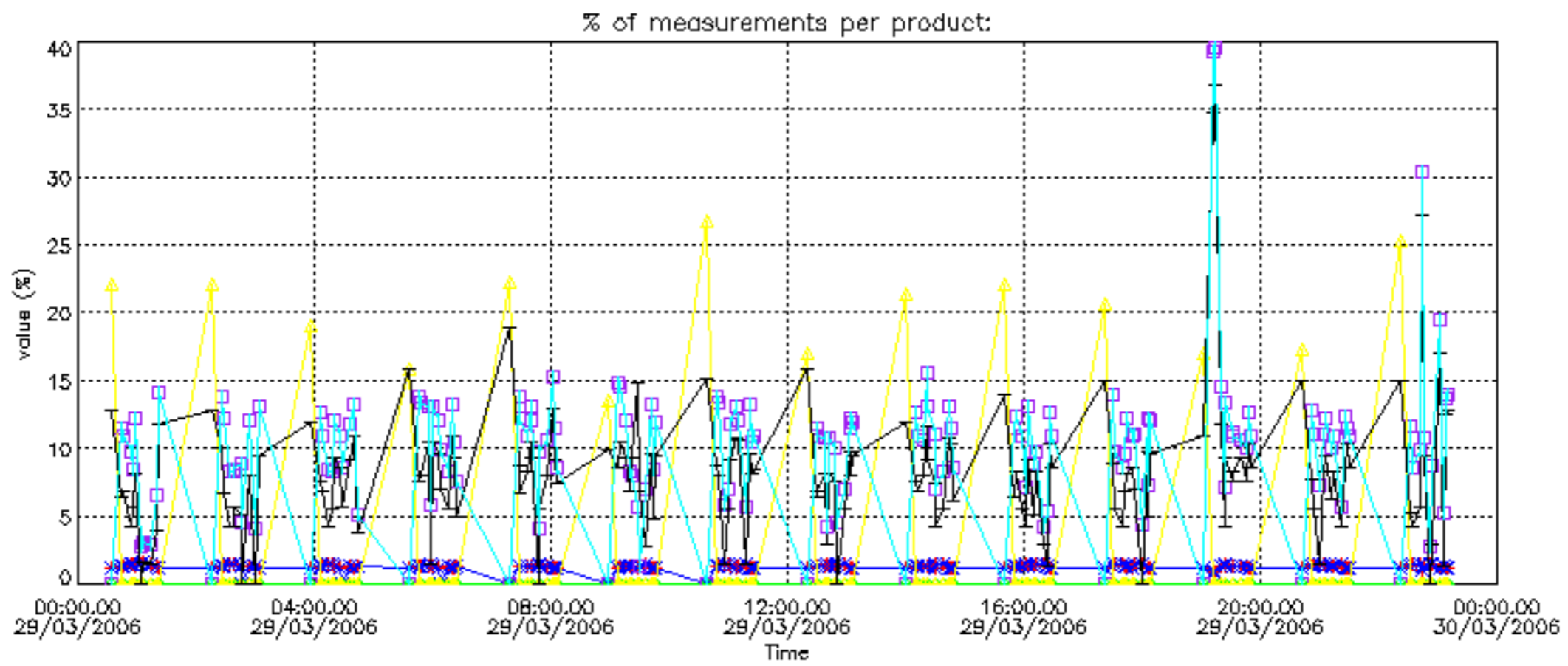
Percentage of flagged data per NO2 profile



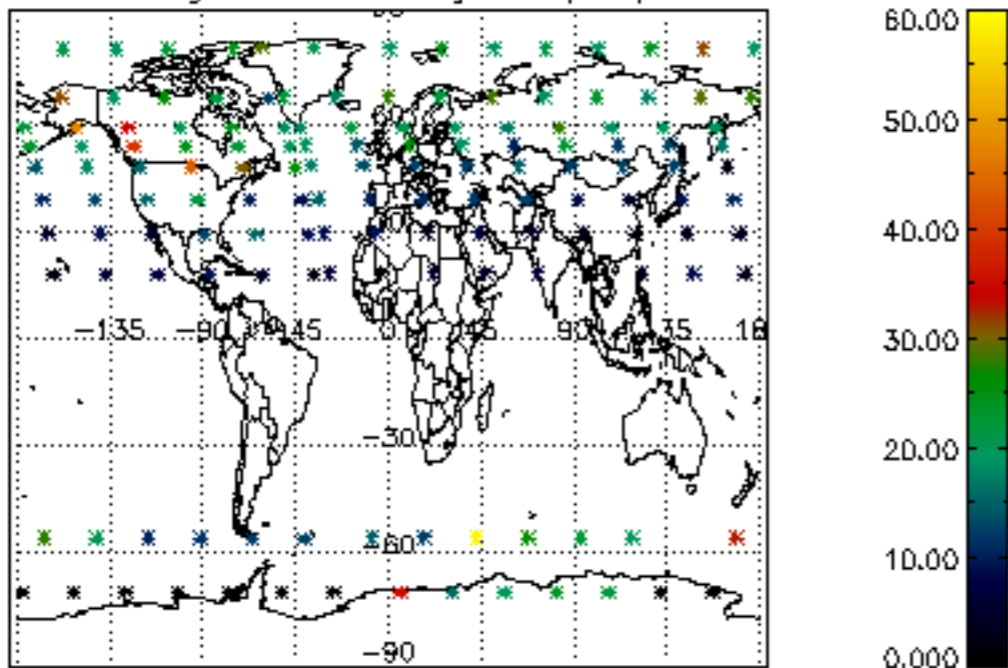
Percentage of flagged data per NO3 profile



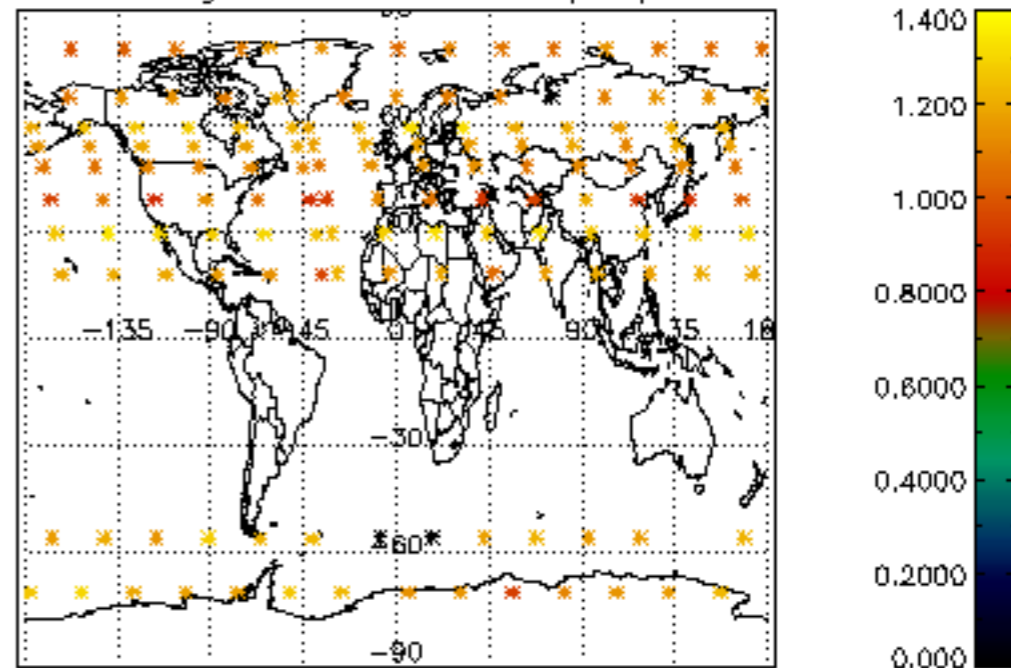




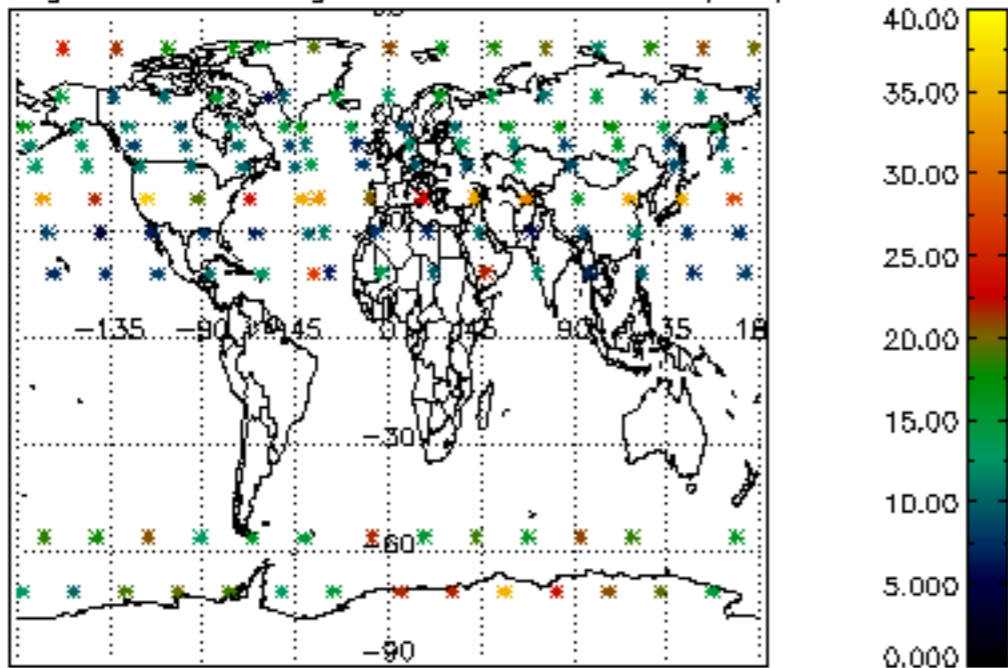
Percentage of cosmic ray hits per profile



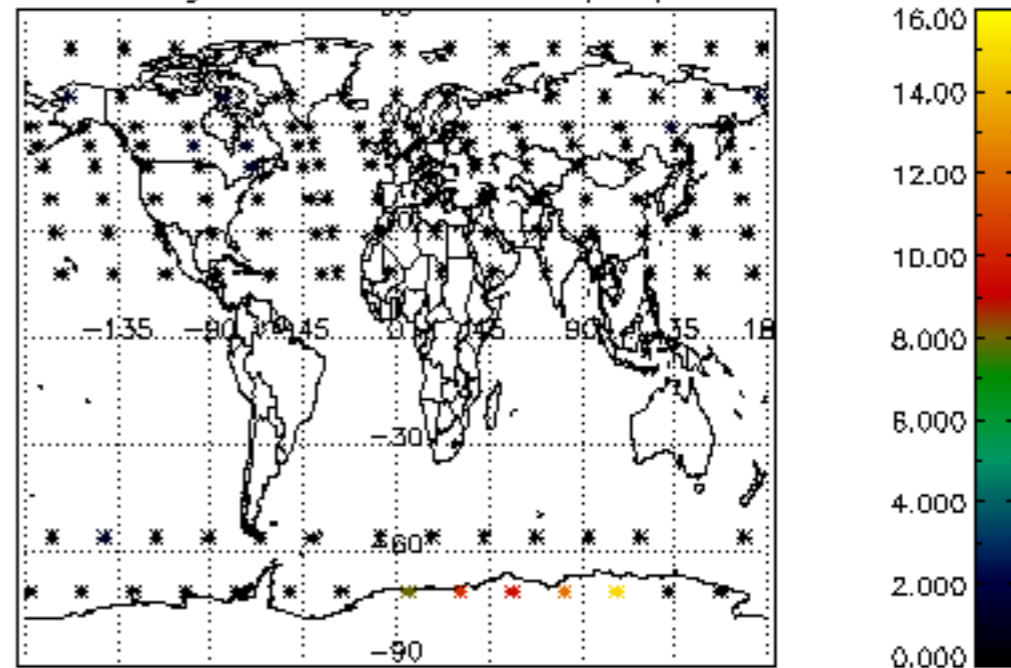
Percentage of datation errors per profile



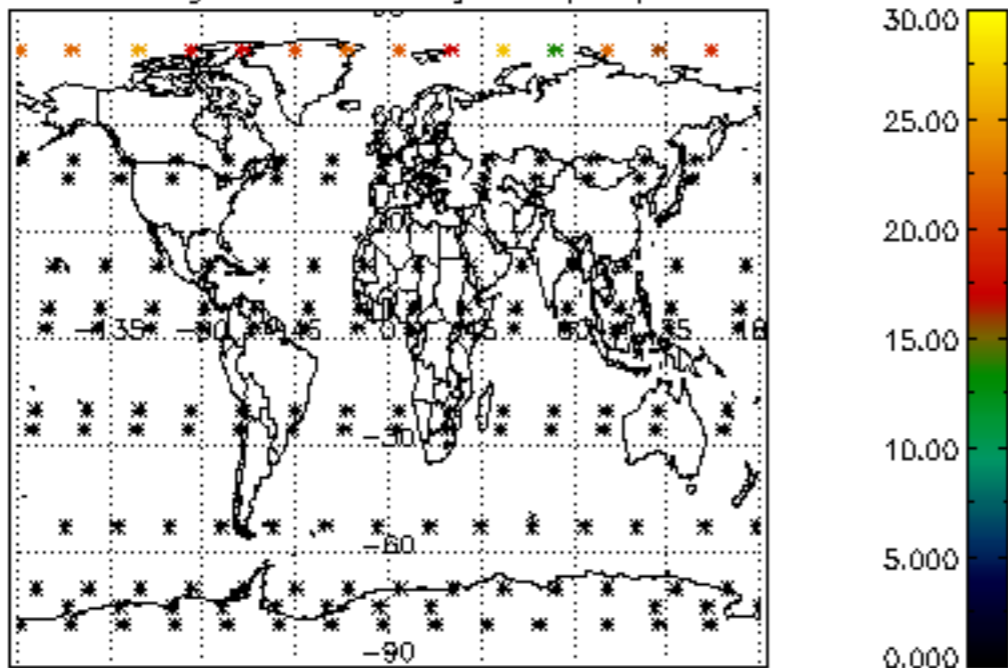
Percentage of star falling outside central band per profile



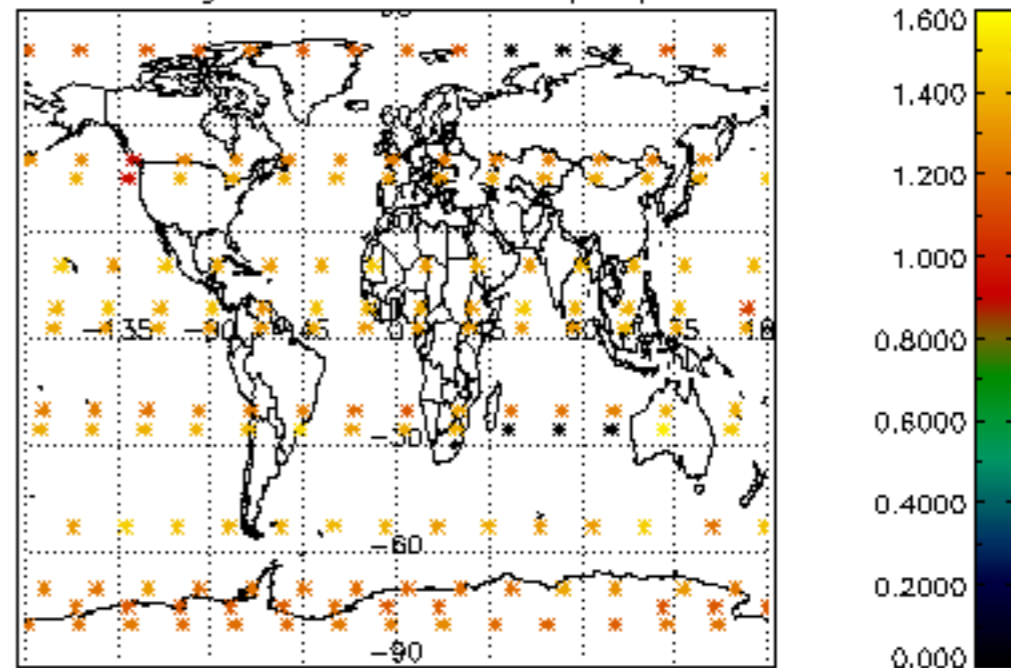
Percentage of saturation errors per profile



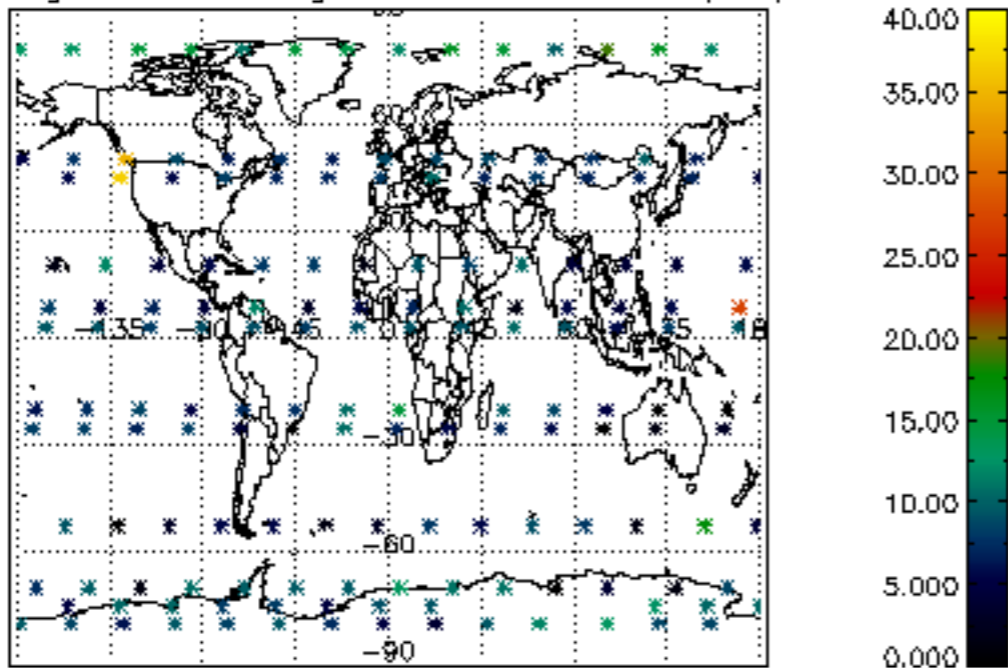
Percentage of cosmic ray hits per profile



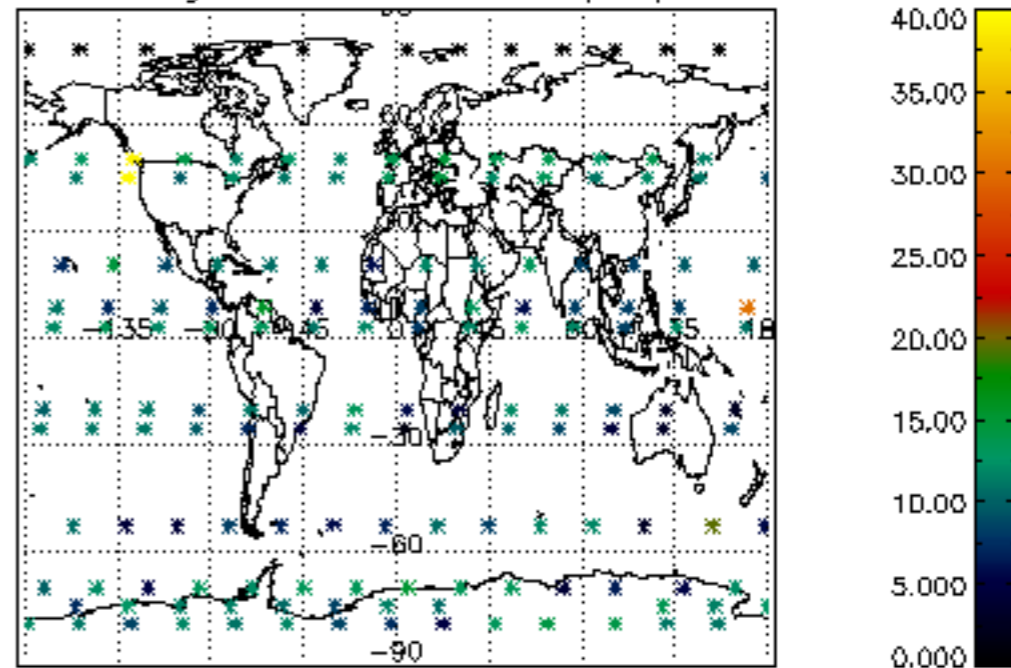
Percentage of datation errors per profile

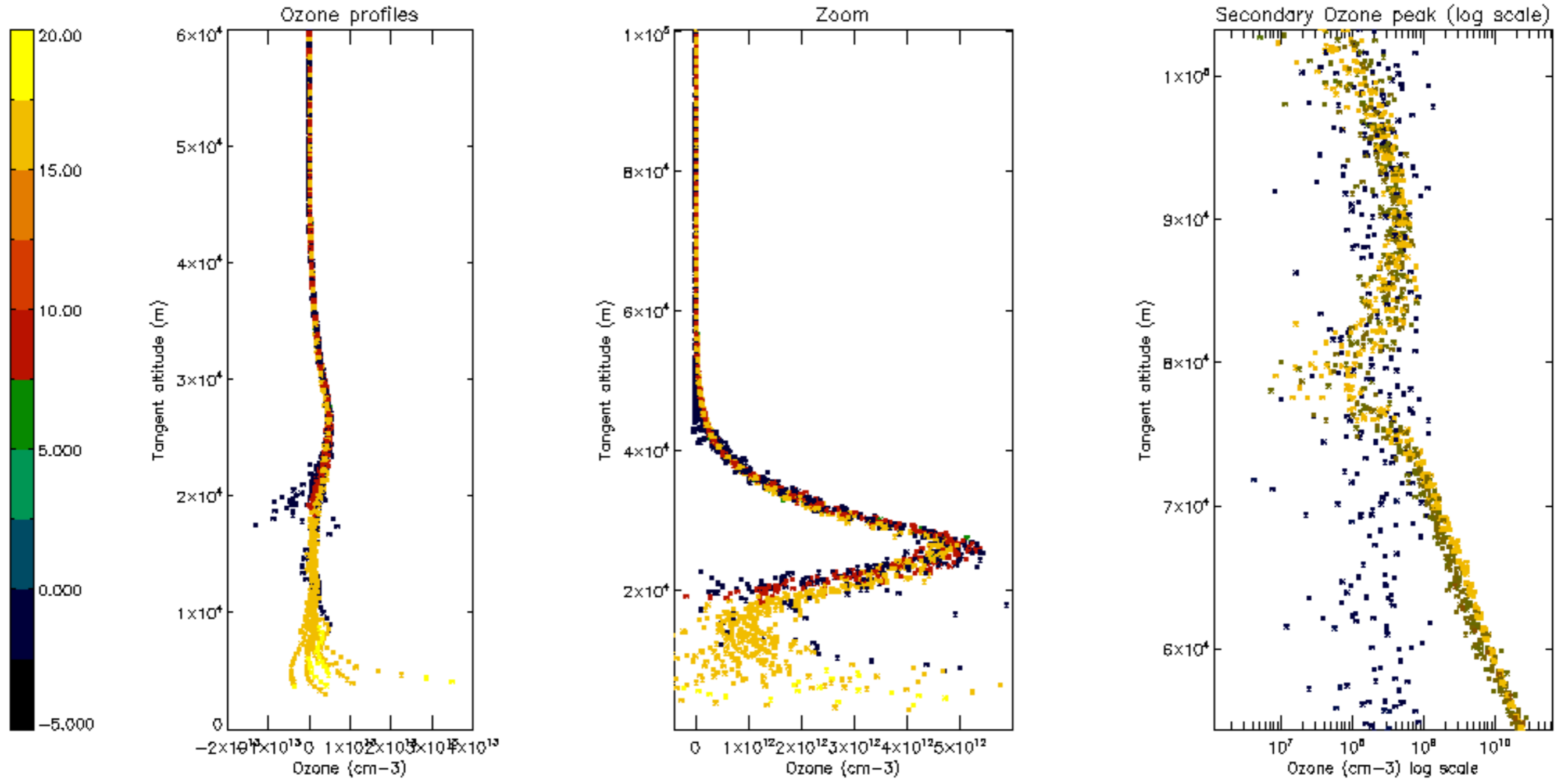


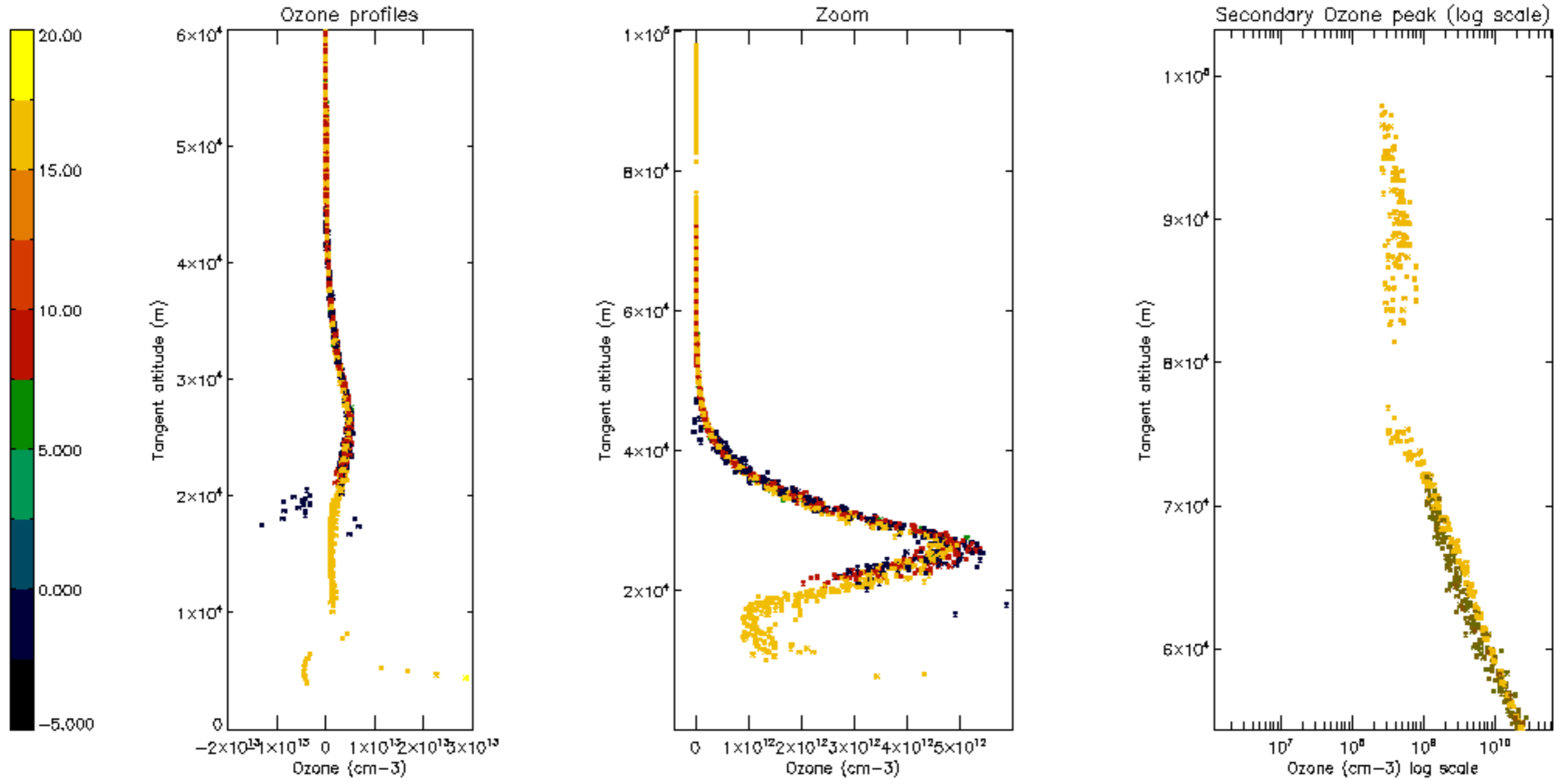
Percentage of star falling outside central band per profile

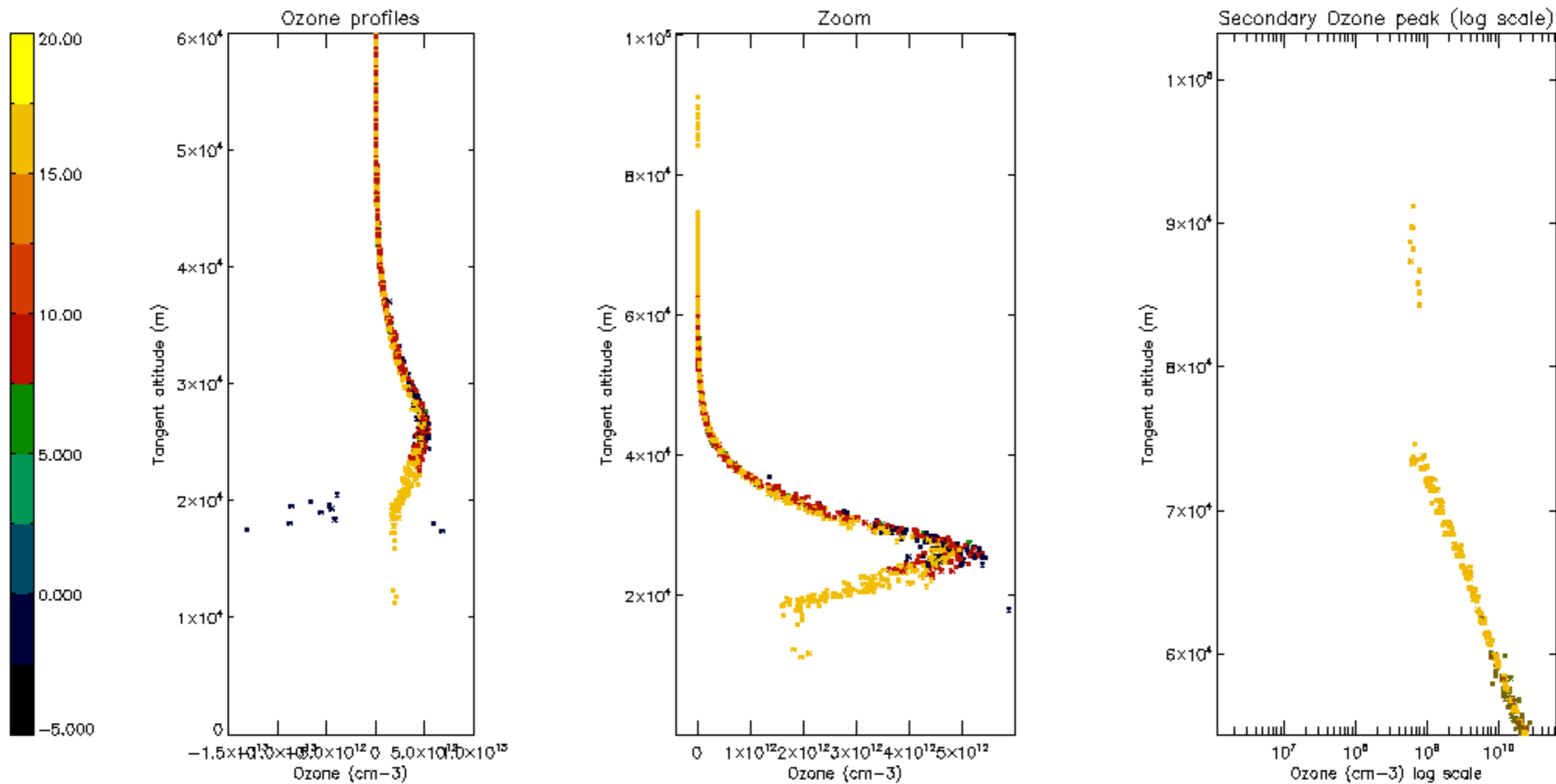


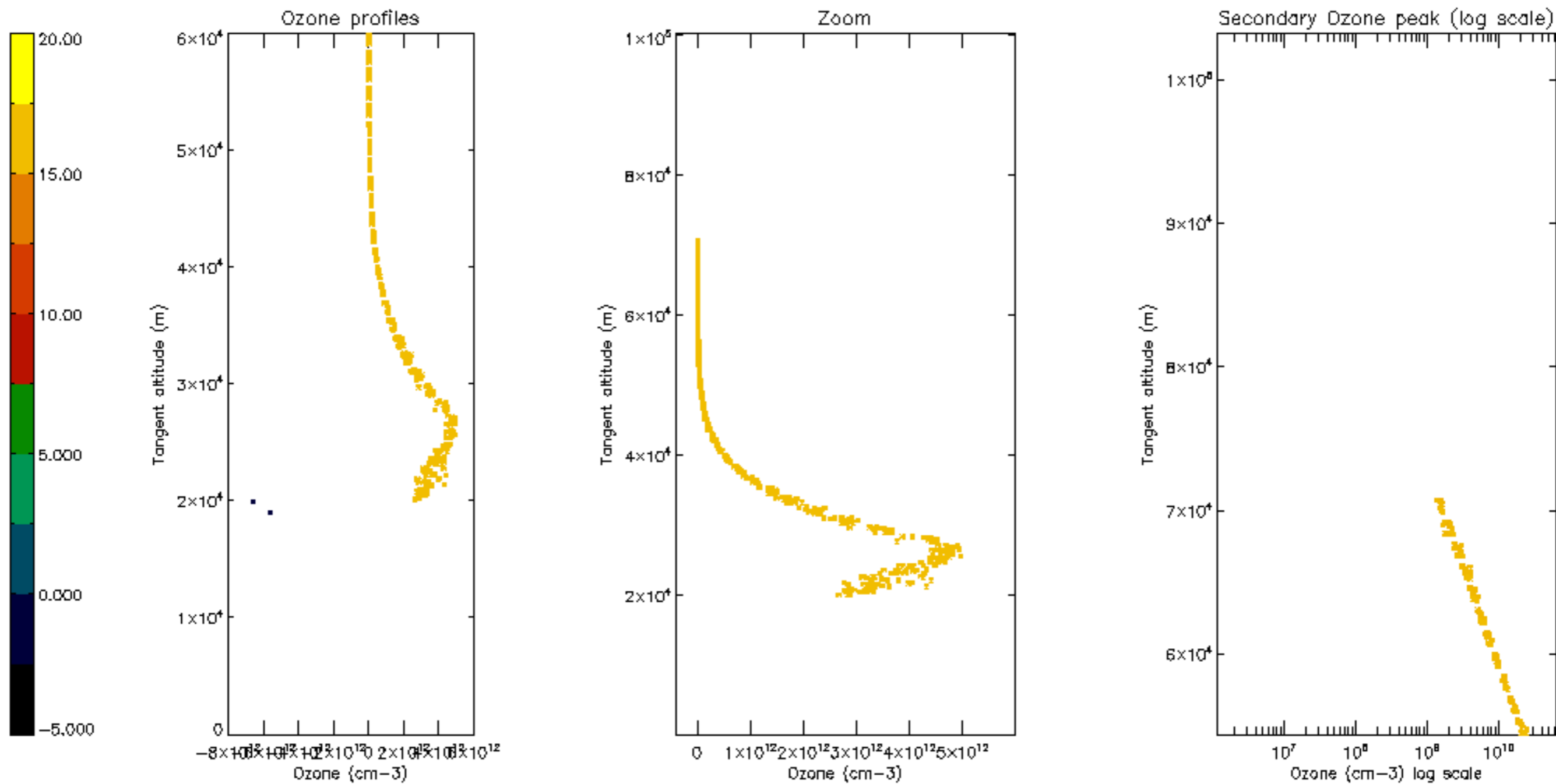
Percentage of saturation errors per profile

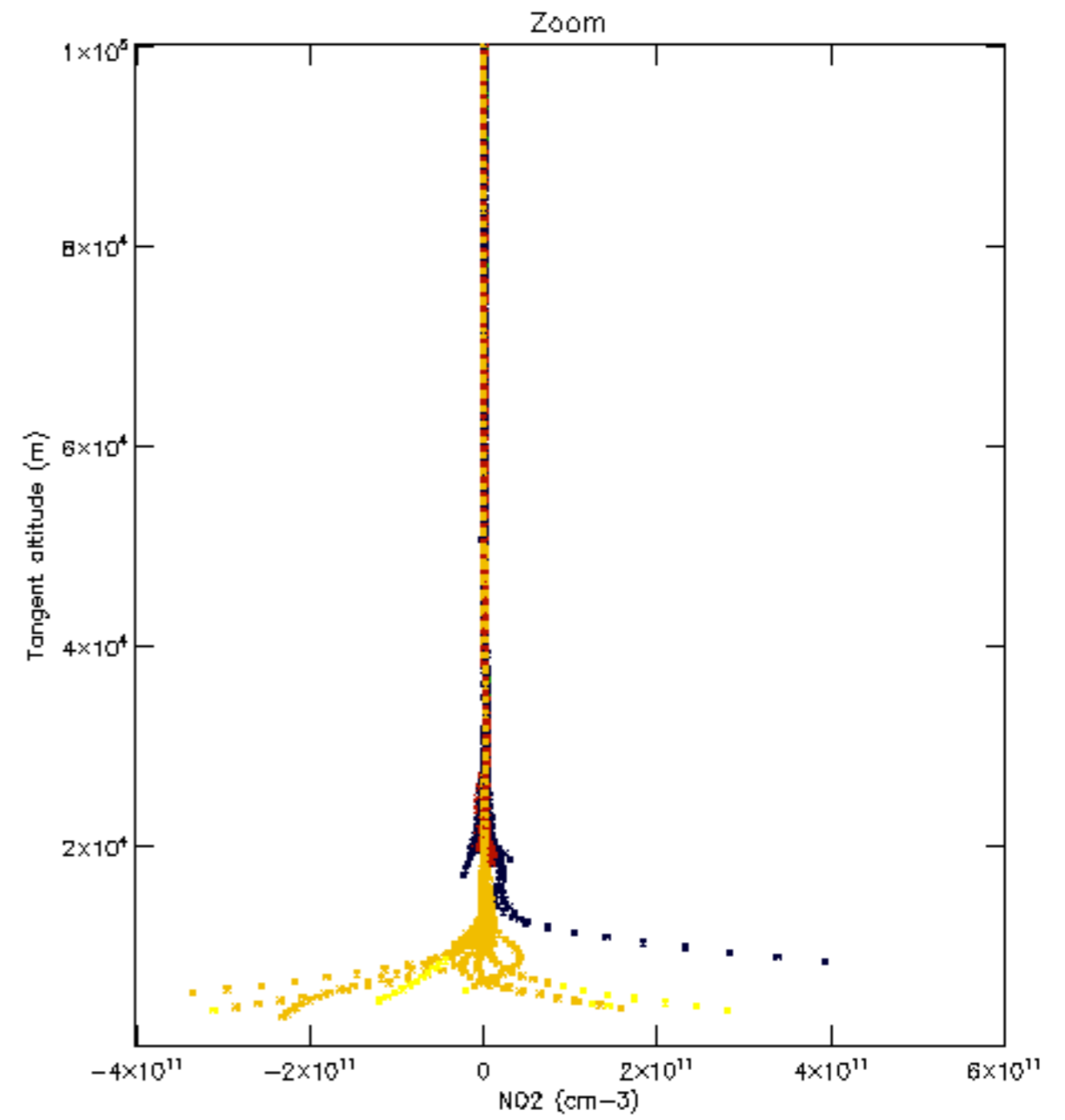
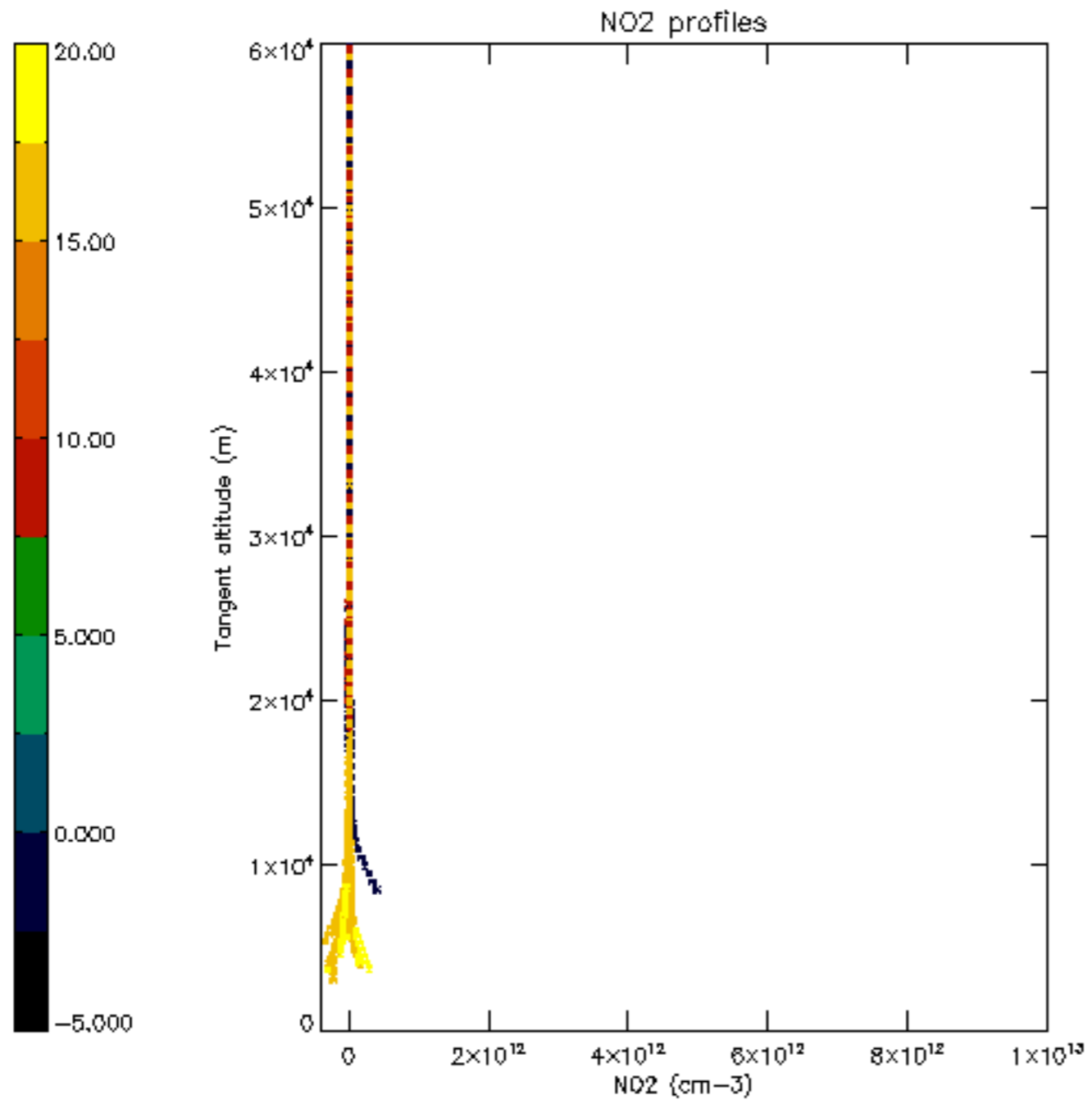


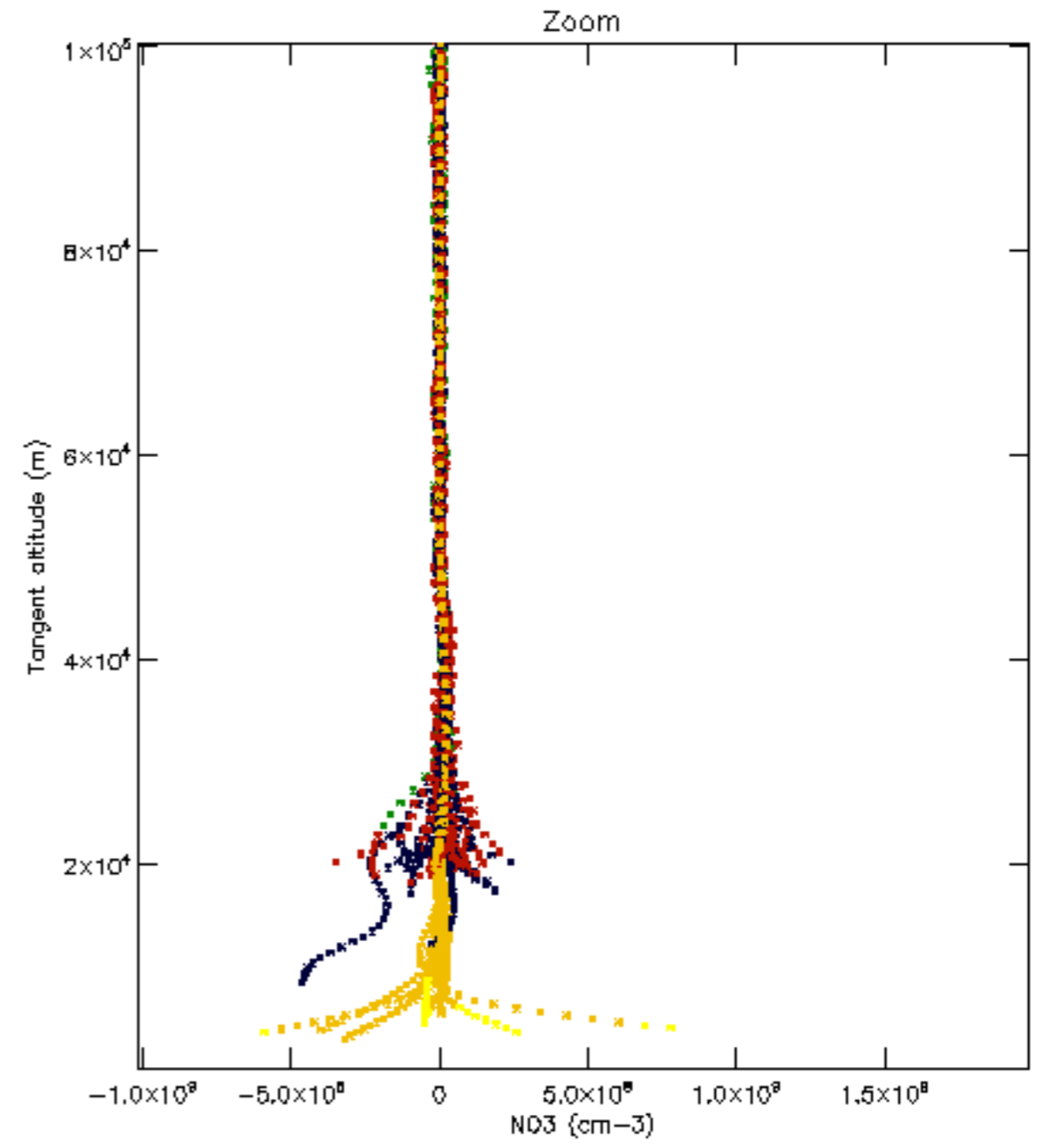
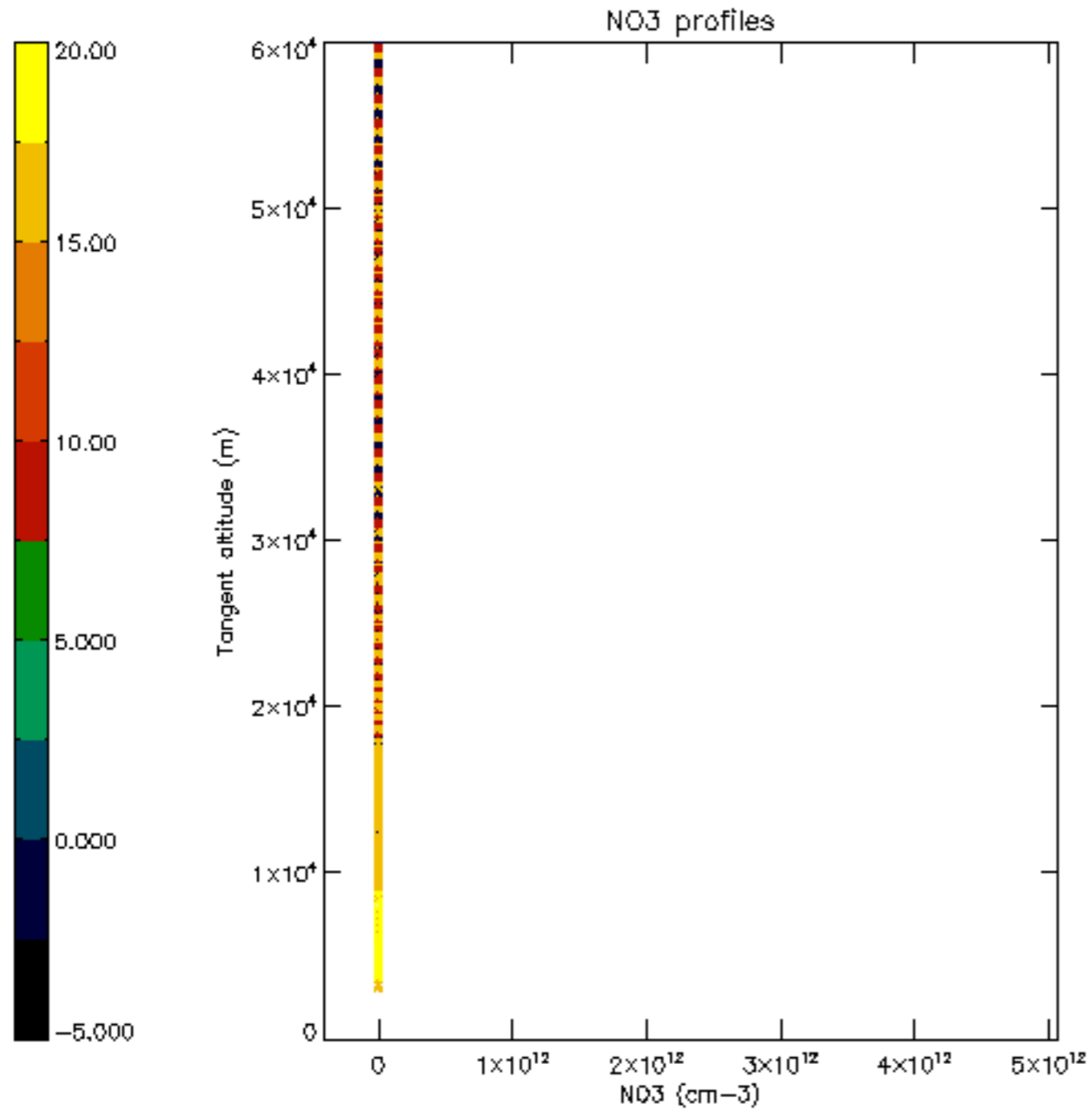


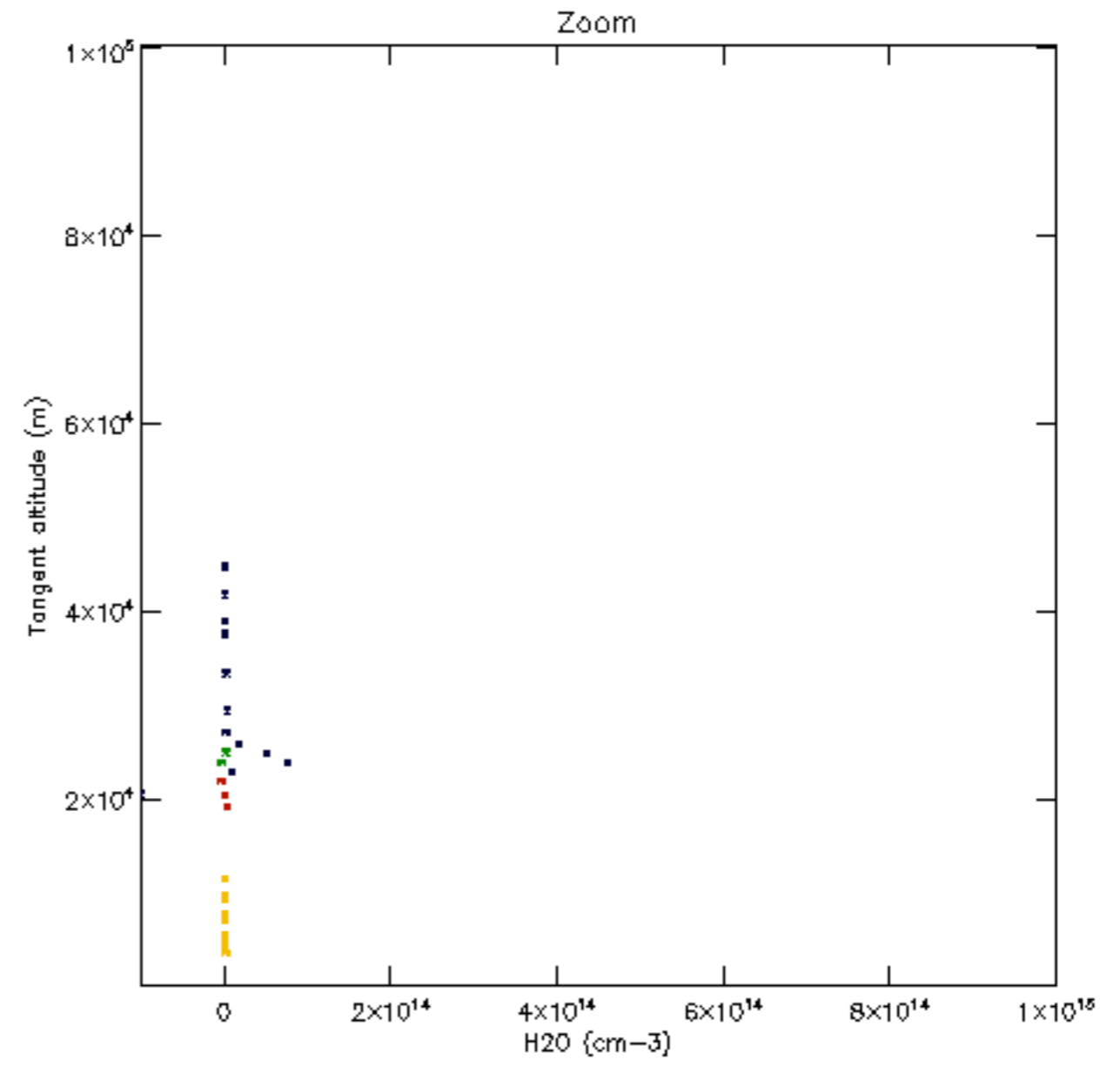
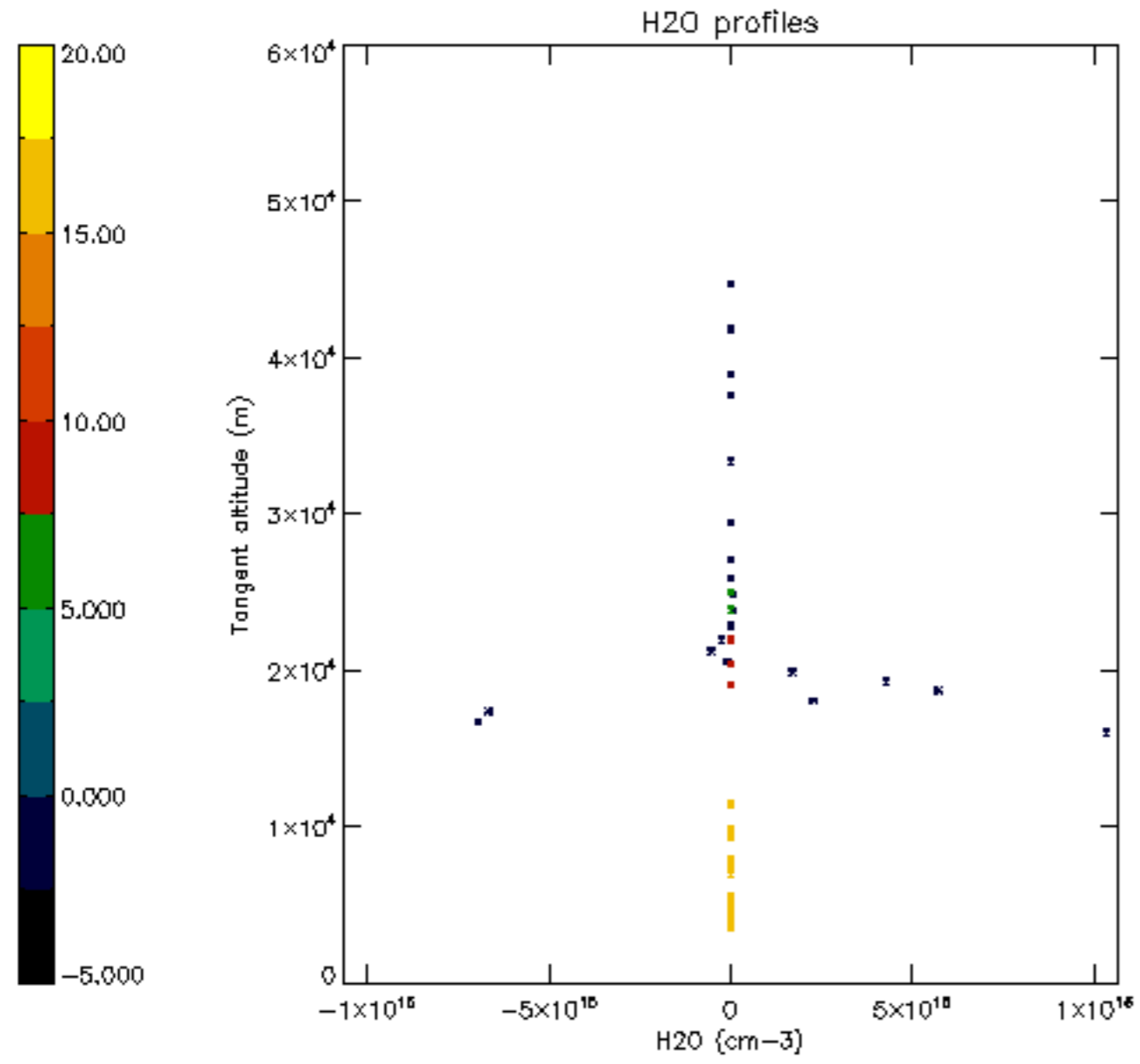


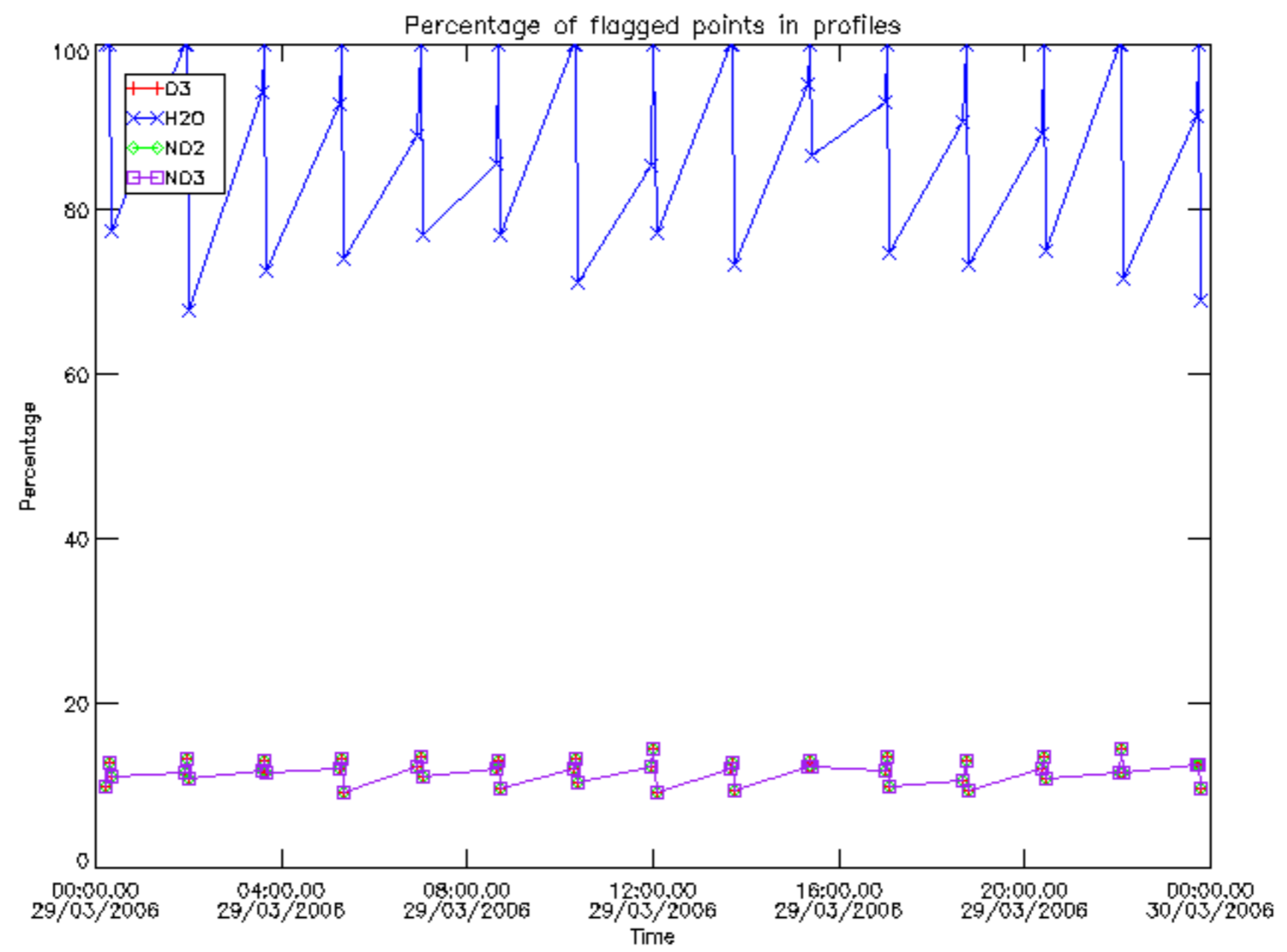




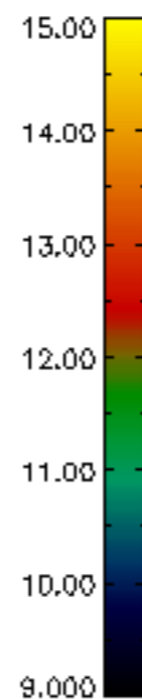
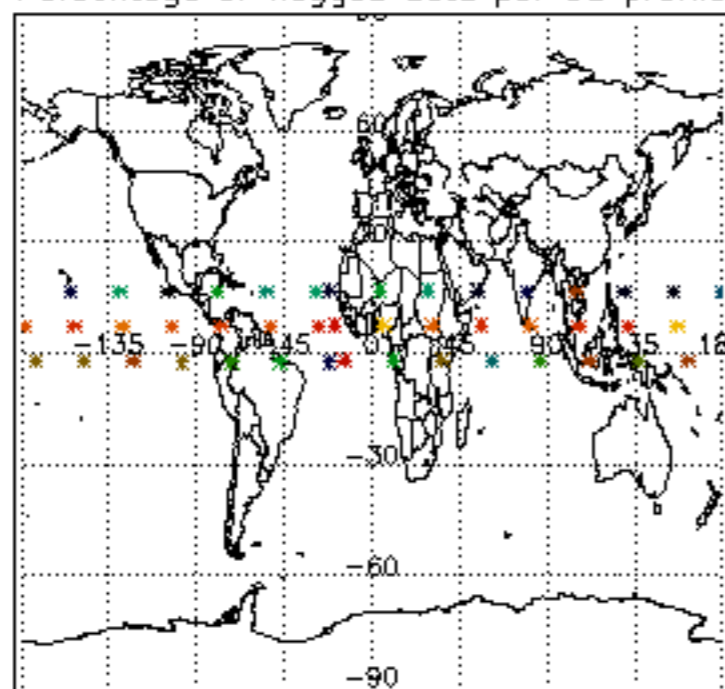




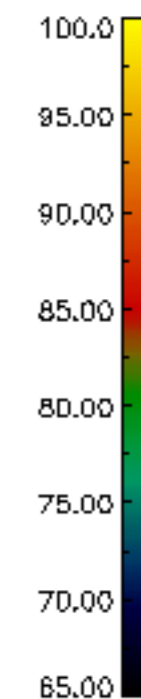
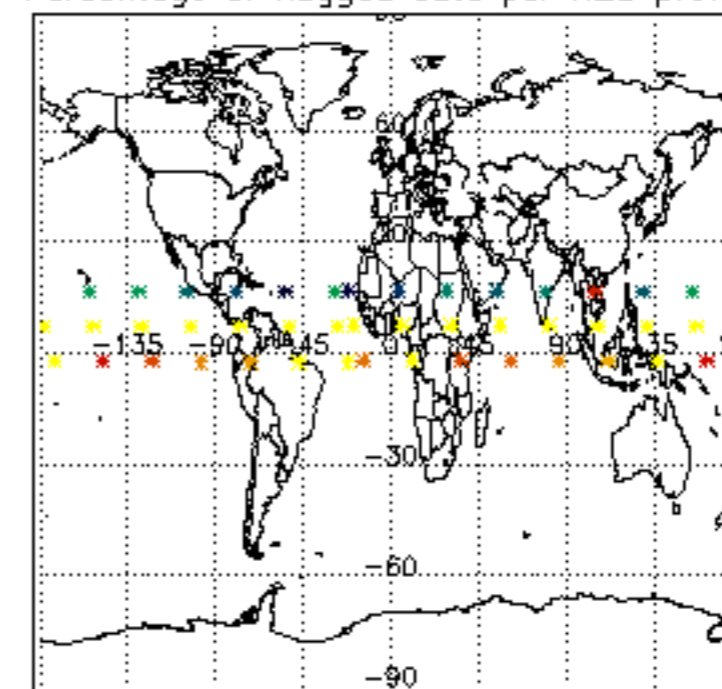




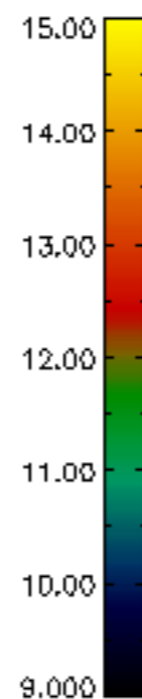
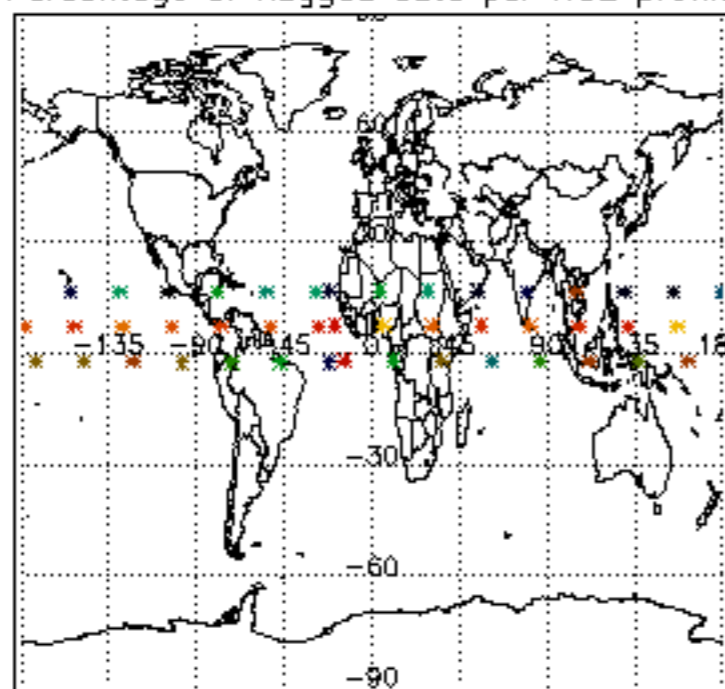
Percentage of flagged data per D3 profile



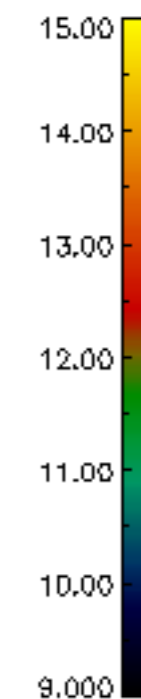
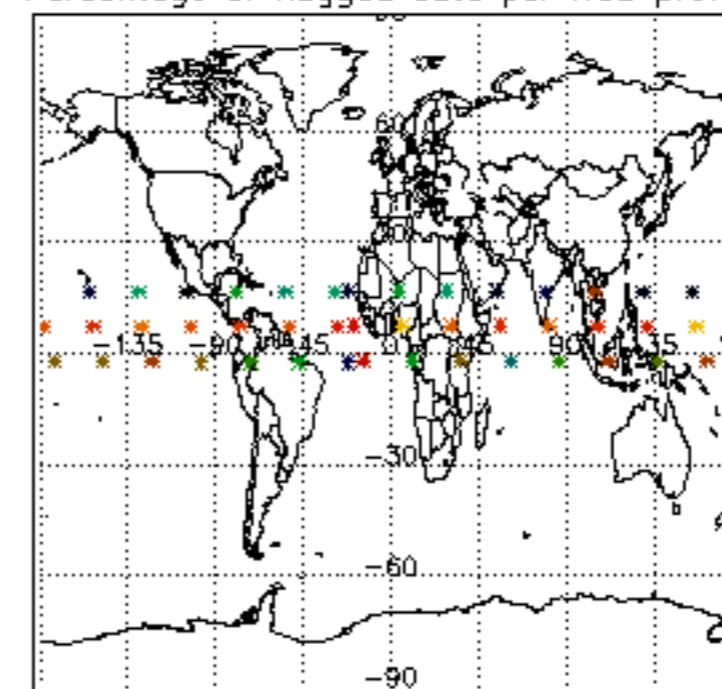
Percentage of flagged data per H2O profile

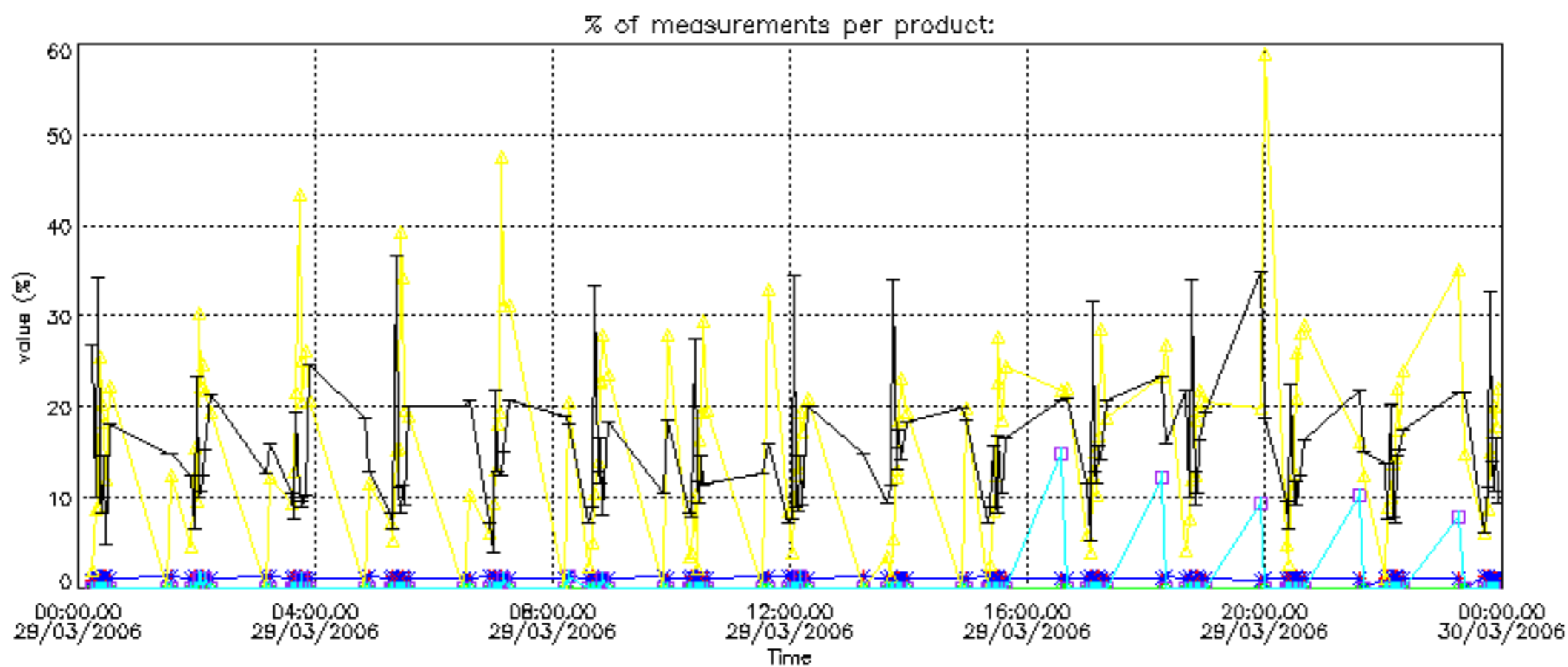


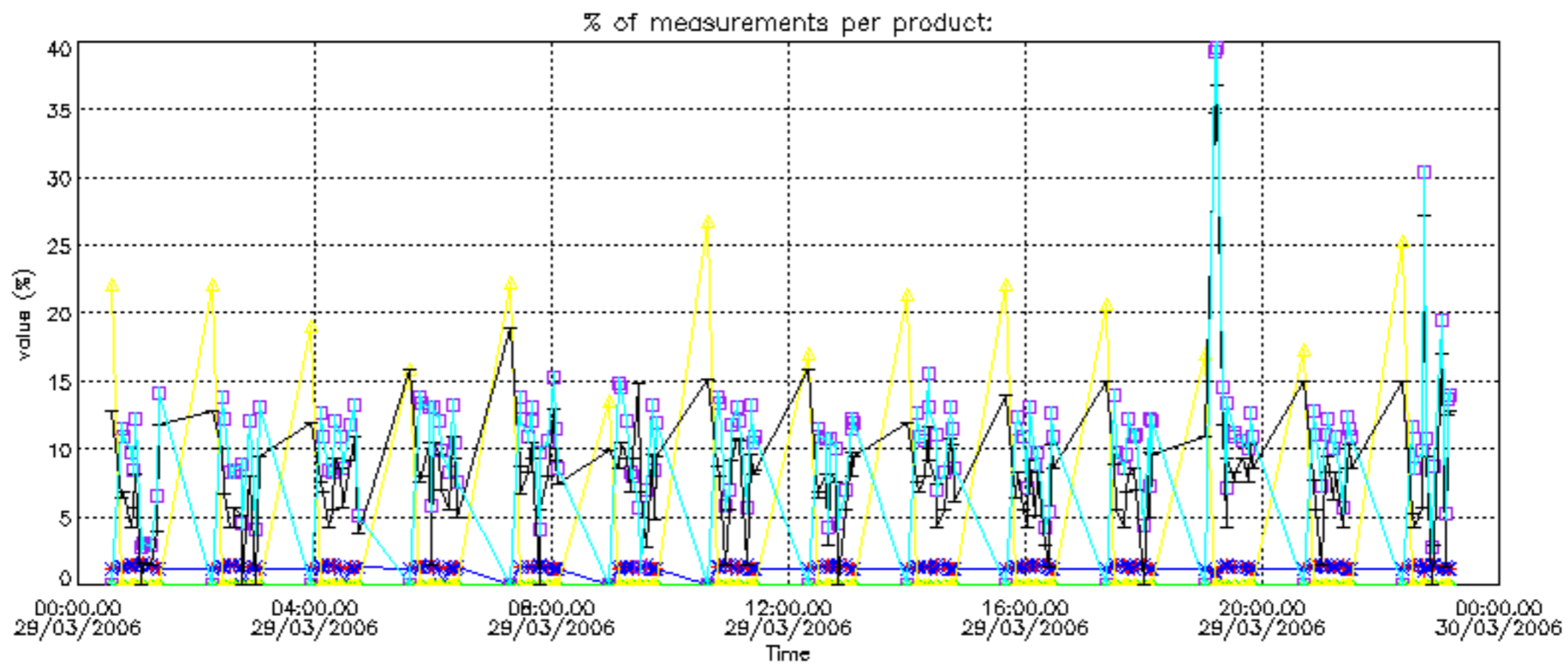
Percentage of flagged data per NO2 profile



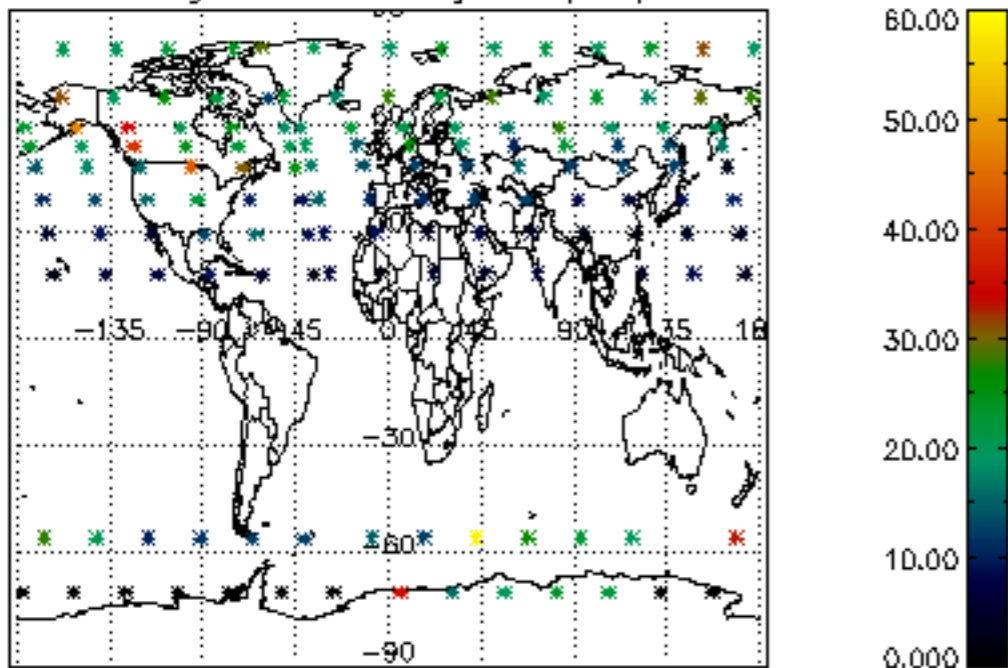
Percentage of flagged data per NO3 profile



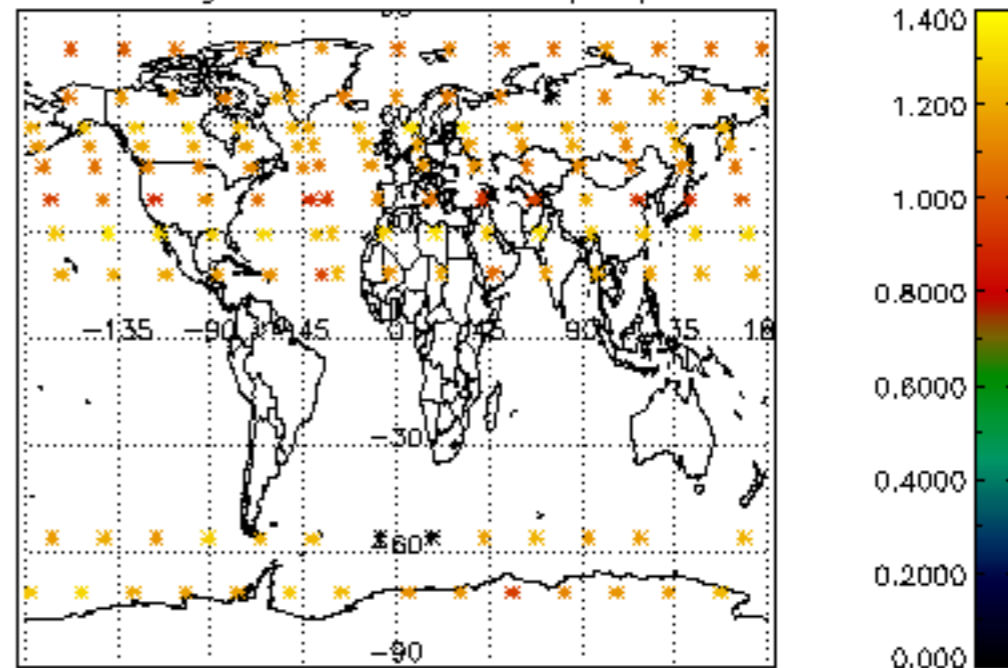




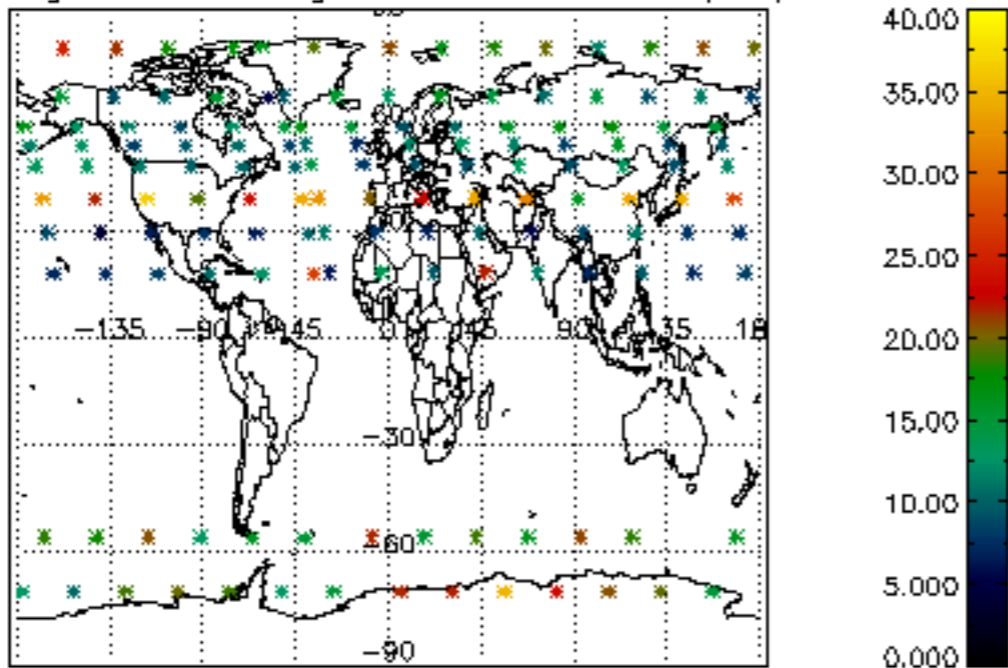
Percentage of cosmic ray hits per profile



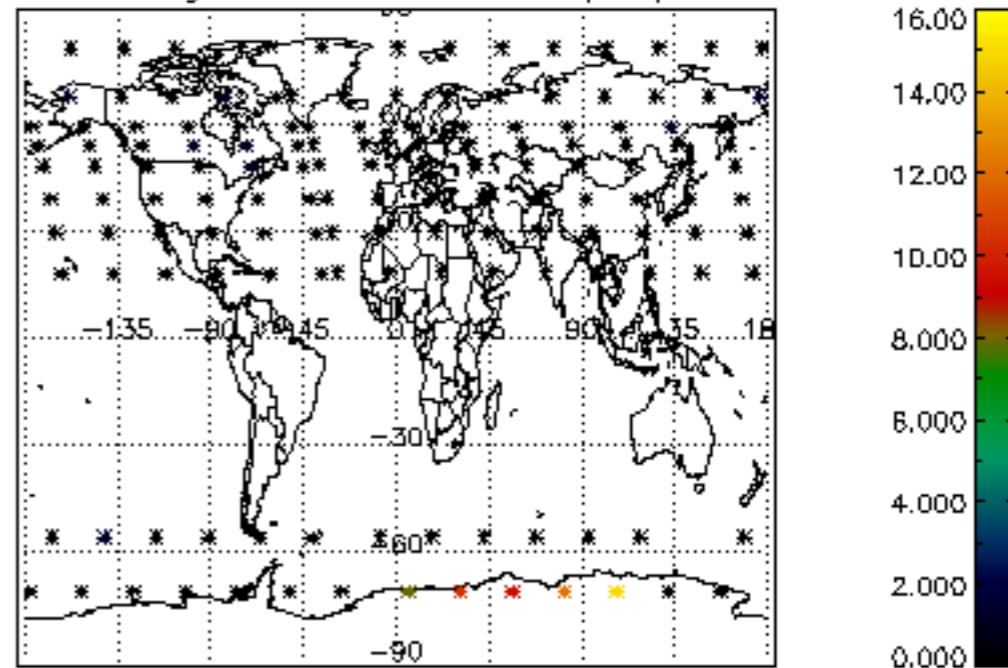
Percentage of datation errors per profile



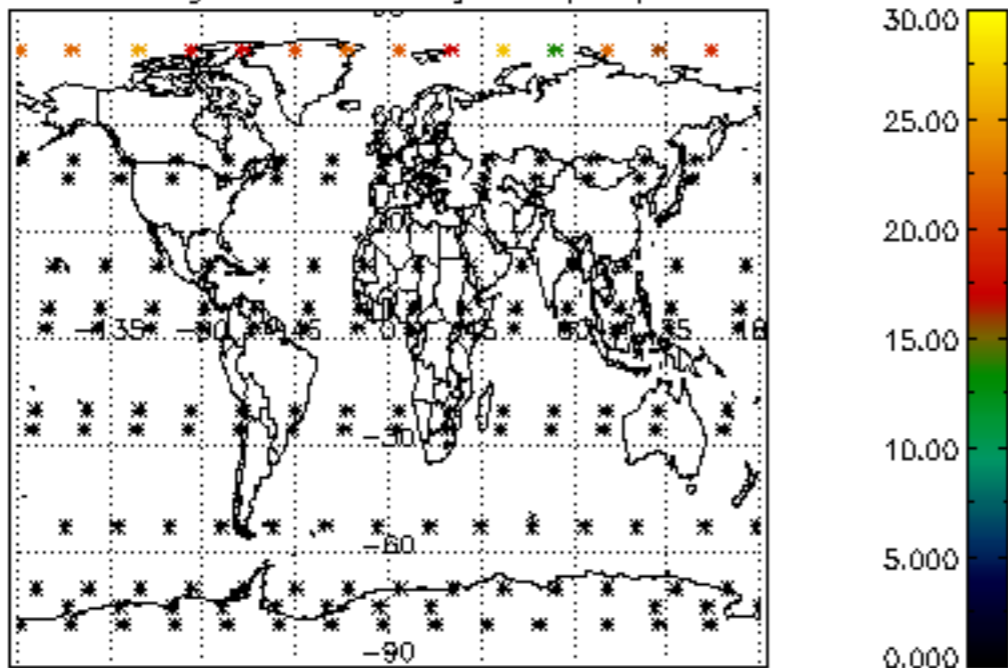
Percentage of star falling outside central band per profile



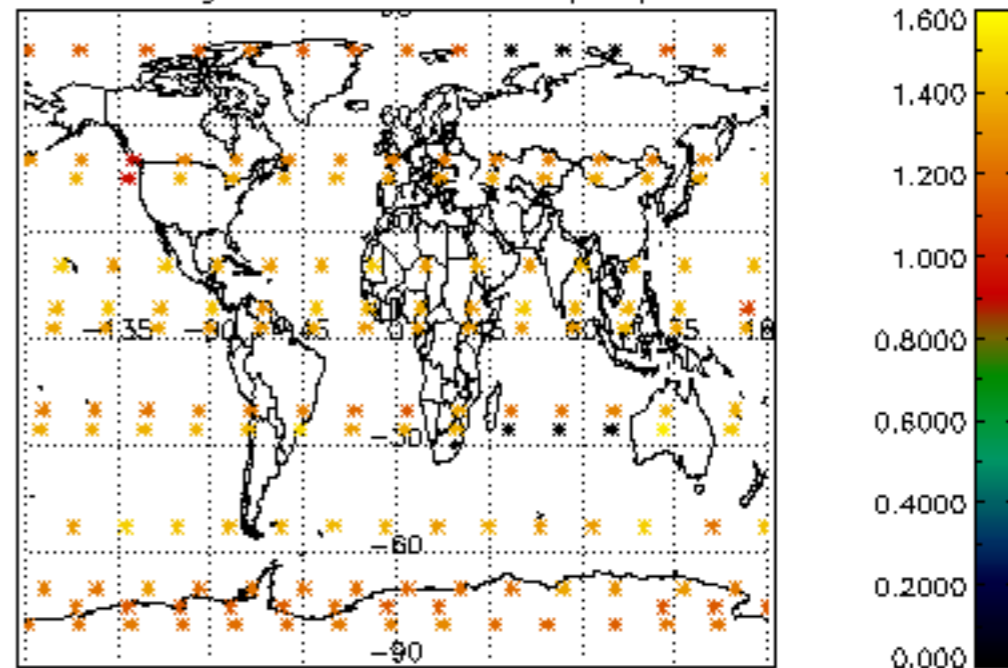
Percentage of saturation errors per profile



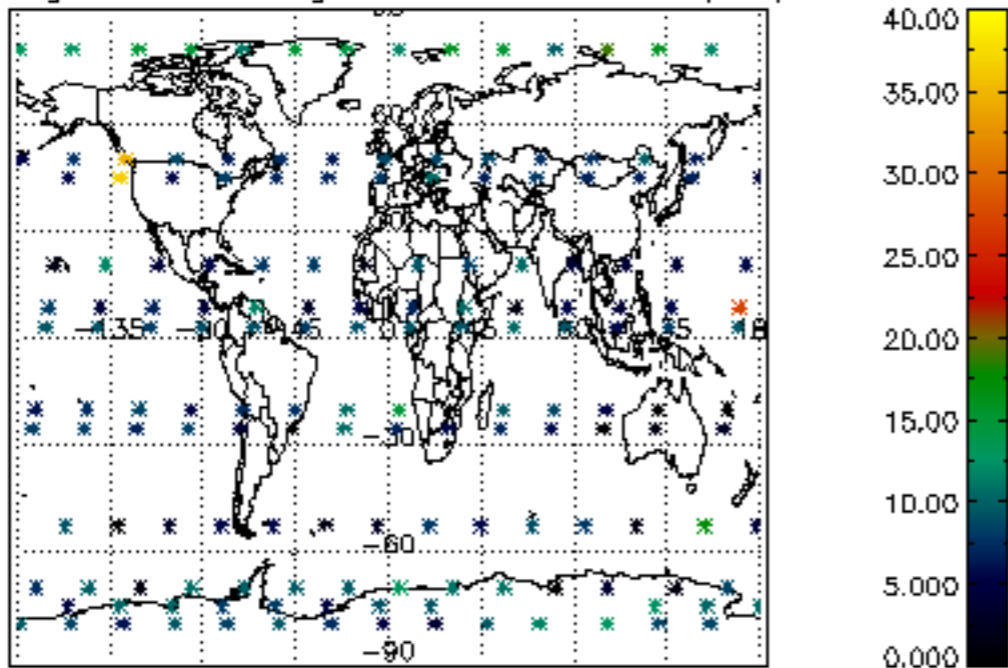
Percentage of cosmic ray hits per profile



Percentage of datation errors per profile



Percentage of star falling outside central band per profile



Percentage of saturation errors per profile

