

GOMOS Level 2 Daily Report

SUMMARY

[1. General Info](#)

[2. Summary of processed GOM_NL_2P products](#)

[3. Level 2 Quality information per product](#)

[3.1 Plot of level 2 quality information per product \(time dependant\)](#)

[3.2 Plot of level 2 quality information per product \(world map\)](#)

[4. Level 1 Quality information per product \(stored on level 2 products\)](#)

[4.1 Plot of level 1 quality information per product \(time dependant\)](#)

[4.1.1 Plot of level 1 quality information per product \(time dependant\): ASCENDING](#)

[4.1.2 Plot of level 1 quality information per product \(time dependant\): DESCENDING](#)

[4.2 Plot of level 1 quality information per product \(world map\)](#)

[4.2.1 Plot of level 1 quality information per product \(world map\): ASCENDING](#)

[4.2.2 Plot of level 1 quality information per product \(world map\): DESCENDING](#)

[5. Ozone profiles based on quality statistics and other trace gas profiles](#)

[5.1 Ozone statistics based on quality of products](#)

[5.2 Plot ozone profiles for all STD \(dark without errors\)](#)

[5.3 Plot ozone profiles where STD < 20% \(dark without errors\)](#)

[5.4. Plot ozone profiles where STD < 10% \(dark without errors\)](#)

[5.5. Plot ozone profiles where STD < 5% \(dark without errors\)](#)

[5.6 Plot NO2 profiles for all STD \(dark without errors\)](#)

[5.7 Plot NO3 profiles for all STD \(dark without errors\)](#)

[5.8 Plot H2O profiles \(only for occultations of stars 1,2,3,4,13,14,16,26,63 dark without errors\) for all STD](#)

[6. Auxiliary Data Files used for the production reported in section 2](#)

This report presents the daily analysis on parameters extracted from GOMOS level 2 data (GOM_NL__2P). It is intended to monitor some important parameters that will impact the quality of these products. A list of level 2 products (and content) that have arrived during the reporting day to the PCF is also given.

Item	Value
Time of report generation	22APR2013 17:20:39
Data source version	GOMOS/6.01
Start time of products	23-03-2006 (23MAR2006 00:00:00)
Stop time of products	24-03-2006 (24MAR2006 00:00:00)
Store outputs in DB	Yes
Nb of level 2 prods	287
Nb of prods with errors	1

2. Summary of processed GOM_NL__2P products.

Nr	Filename	UTC Start time	Limb	Duration	Star Id	Star Name	Star Mag	Star Temp	Nb Meas	Orbit	Prod. error
1	GOM_NL__2PRFIN20060323_000117_000000412046_00131_21227_8501.N1	23-MAR-2006 00:01:17	Dark	41.000	141	Bet Ara	2.8400	4600.0	82	21227	No
2	GOM_NL__2PRFIN20060323_000445_000000402046_00131_21227_8502.N1	23-MAR-2006 00:04:45	Dark	39.500	134	Bet TrA	2.8100	6600.0	79	21227	No
3	GOM_NL__2PRFIN20060323_000728_000000552046_00131_21227_8503.N1	23-MAR-2006 00:07:28	Dark	54.500	4	Alp1Cen	-0.010000	5800.0	109	21227	No
4	GOM_NL__2PRFIN20060323_000948_000000472046_00131_21227_8504.N1	23-MAR-2006 00:09:48	Dark	46.500	78	Alp Lup	2.3040	28000.	93	21227	No
5	GOM_NL__2PRFIN20060323_001137_000000442046_00131_21227_8505.N1	23-MAR-2006 00:11:37	Straylight	44.000	26	Gam Cru	1.6240	2900.0	88	21227	No
6	GOM_NL__2PRFIN20060323_001327_000000442046_00131_21227_8506.N1	23-MAR-2006 00:13:27	Straylight	43.500	64	Gam Cen	2.2000	10600.	87	21227	No
7	GOM_NL__2PRFIN20060323_001550_000000492046_00131_21227_8507.N1	23-MAR-2006 00:15:50	Straylight	48.500	123	Iot Cen	2.7500	10200.	97	21227	No
8	GOM_NL__2PRFIN20060323_002111_000000522046_00131_21227_8508.N1	23-MAR-2006 00:21:11	Straylight	52.000	106	9Bet Crv	2.6480	5600.0	104	21227	No
9	GOM_NL__2PRFIN20060323_002319_000000452046_00131_21227_8509.N1	23-MAR-2006 00:23:19	Tw_i_and_stray	45.000	100	4Gam Crv	2.5800	13100.	90	21227	No
10	GOM_NL__2PRFIN20060323_003344_000000342046_00131_21227_8510.N1	23-MAR-2006 00:33:44	Bright	34.000	62	94Bet Leo	2.1360	9700.0	68	21227	No
11	GOM_NL__2PRFIN20060323_003506_000000382046_00131_21227_8511.N1	23-MAR-2006 00:35:06	Bright	38.000	96	68Del Leo	2.5600	9300.0	76	21227	No
12	GOM_NL__2PRFIN20060323_004204_000000382046_00131_21227_8512.N1	23-MAR-2006 00:42:04	Bright	37.500	174	52Psi UMa	3.0040	4400.0	75	21227	No
13	GOM_NL__2PRFIN20060323_004520_000000382046_00131_21227_8513.N1	23-MAR-2006 00:45:20	Bright	38.000	82	48Bet UMa	2.3650	10600.	76	21227	No
14	GOM_NL__2PRFIN20060323_004651_000000382046_00131_21227_8514.N1	23-MAR-2006 00:46:51	Bright	38.000	36	50Alp UMa	1.8000	6300.0	76	21227	No
15	GOM_NL__2PRFIN20060323_005341_000000402046_00131_21227_8515.N1	23-MAR-2006 00:53:41	Bright	40.000	60	7Bet UMi	2.0810	3950.0	80	21227	No
16	GOM_NL__2PRFIN20060323_010224_000000362046_00131_21227_8516.N1	23-MAR-2006 01:02:24	Bright	35.500	89	5Alp Cep	2.4510	8000.0	71	21227	No
17	GOM_NL__2PRFIN20060323_010733_000000382046_00131_21227_8517.N1	23-MAR-2006 01:07:33	Bright	37.500	19	50Alp Cyg	1.2460	10500.	75	21227	No
18	GOM_NL__2PRFIN20060323_010908_000000402046_00131_21227_8518.N1	23-MAR-2006 01:09:08	Bright	39.500	66	37Gam Cyg	2.2080	5900.0	79	21227	No
19	GOM_NL__2PRFIN20060323_011058_000000392046_00131_21227_8519.N1	23-MAR-2006 01:10:58	Bright	38.500	92	53Eps Cyg	2.5000	4500.0	77	21227	No
20	GOM_NL__2PRFIN20060323_013311_000000472046_00131_21227_8520.N1	23-MAR-2006 01:33:11	Dark	46.500	103	38Zet Sgr	2.6000	9700.0	93	21227	No
21	GOM_NL__2PRFIN20060323_014154_000000442046_00132_21228_8501.N1	23-MAR-2006 01:41:54	Dark	44.000	141	Bet Ara	2.8400	4600.0	88	21228	No
22	GOM_NL__2PRFIN20060323_014522_000000382046_00132_21228_8502.N1	23-MAR-2006 01:45:22	Dark	38.000	134	Bet TrA	2.8100	6600.0	76	21228	No
23	GOM_NL__2PRFIN20060323_014805_000000452046_00132_21228_8503.N1	23-MAR-2006 01:48:05	Dark	44.500	4	Alp1Cen	-0.010000	5800.0	89	21228	No
24	GOM_NL__2PRFIN20060323_015025_000000462046_00132_21228_8504.N1	23-MAR-2006 01:50:25	Dark	45.500	78	Alp Lup	2.3040	28000.	91	21228	No
25	GOM_NL__2PRFIN20060323_015213_000000472046_00132_21228_8505.N1	23-MAR-2006 01:52:13	Straylight	46.500	26	Gam Cru	1.6240	2900.0	93	21228	No
26	GOM_NL__2PRFIN20060323_015403_000000402046_00132_21228_8506.N1	23-MAR-2006 01:54:03	Straylight	40.000	64	Gam Cen	2.2000	10600.	80	21228	No
27	GOM_NL__2PRFIN20060323_015626_000000492046_00132_21228_8507.N1	23-MAR-2006 01:56:26	Straylight	48.500	123	Iot Cen	2.7500	10200.	97	21228	No
28	GOM_NL__2PRFIN20060323_020147_000000522046_00132_21228_8508.N1	23-MAR-2006 02:01:47	Straylight	51.500	106	9Bet Crv	2.6480	5600.0	103	21228	No
29	GOM_NL__2PRFIN20060323_020355_000000452046_00132_21228_8509.N1	23-MAR-2006 02:03:55	Tw_i_and_stray	45.000	100	4Gam Crv	2.5800	13100.	90	21228	No
30	GOM_NL__2PRFIN20060323_021419_000000422046_00132_21228_8510.N1	23-MAR-2006 02:14:19	Bright	42.000	62	94Bet Leo	2.1360	9700.0	84	21228	No
31	GOM_NL__2PRFIN20060323_021542_000000392046_00132_21228_8511.N1	23-MAR-2006 02:15:42	Bright	39.000	96	68Del Leo	2.5600	9300.0	78	21228	No
32	GOM_NL__2PRFIN20060323_022239_000000382046_00132_21228_8512.N1	23-MAR-2006 02:22:39	Bright	38.000	174	52Psi UMa	3.0040	4400.0	76	21228	No
33	GOM_NL__2PRFIN20060323_022556_000000362046_00132_21228_8513.N1	23-MAR-2006 02:25:56	Bright	35.500	82	48Bet UMa	2.3650	10600.	71	21228	No
34	GOM_NL__2PRFIN20060323_022727_000000362046_00132_21228_8514.N1	23-MAR-2006 02:27:27	Bright	36.000	36	50Alp UMa	1.8000	6300.0	72	21228	No
35	GOM_NL__2PRFIN20060323_023416_000000362046_00132_21228_8515.N1	23-MAR-2006 02:34:16	Bright	36.000	60	7Bet UMi	2.0810	3950.0	72	21228	No
36	GOM_NL__2PRFIN20060323_024300_000000352046_00132_21228_8516.N1	23-MAR-2006 02:43:00	Bright	35.000	89	5Alp Cep	2.4510	8000.0	70	21228	No
37	GOM_NL__2PRFIN20060323_024809_000000382046_00132_21228_8517.N1	23-MAR-2006 02:48:09	Bright	37.500	19	50Alp Cyg	1.2460	10500.	75	21228	No
38	GOM_NL__2PRFIN20060323_024944_000000402046_00132_21228_8518.N1	23-MAR-2006 02:49:44	Bright	40.000	66	37Gam Cyg	2.2080	5900.0	80	21228	No
39	GOM_NL__2PRFIN20060323_025134_000000402046_00132_21228_8519.N1	23-MAR-2006 02:51:34	Bright	39.500	92	53Eps Cyg	2.5000	4500.0	79	21228	No
40	GOM_NL__2PRFIN20060323_031347_000000462046_00132_21228_8520.N1	23-MAR-2006 03:13:47	Dark	46.000	103	38Zet Sgr	2.6000	9700.0	92	21228	No
41	GOM_NL__2PRFIN20060323_032230_000000442046_00133_21229_8502.N1	23-MAR-2006 03:22:30	Dark	43.500	141	Bet Ara	2.8400	4600.0	87	21229	No
42	GOM_NL__2PRFIN20060323_032558_000000392046_00133_21229_8503.N1	23-MAR-2006 03:25:58	Dark	38.500	134	Bet TrA	2.8100	6600.0	77	21229	No

43	GOM_NL__2PRFIN20060323_032841_000000452046_00133_21229_8504.N1	23-MAR-2006 03:28:41	Dark	45.000	4	Alp1Cen	-0.010000	5800.0	90	21229	No
44	GOM_NL__2PRFIN20060323_033102_000000442046_00133_21229_8505.N1	23-MAR-2006 03:31:02	Dark	44.000	78	Alp Lup	2.3040	28000.	88	21229	No
45	GOM_NL__2PRFIN20060323_033250_000000452046_00133_21229_8506.N1	23-MAR-2006 03:32:50	Straylight	45.000	26	Gam Cru	1.6240	2900.0	90	21229	No
46	GOM_NL__2PRFIN20060323_033440_000000402046_00133_21229_8507.N1	23-MAR-2006 03:34:40	Straylight	39.500	64	Gam Cen	2.2000	10600.	79	21229	No
47	GOM_NL__2PRFIN20060323_033703_000000492046_00133_21229_8508.N1	23-MAR-2006 03:37:03	Straylight	48.500	123	lot Cen	2.7500	10200.	97	21229	No
48	GOM_NL__2PRFIN20060323_034223_000000512046_00133_21229_8509.N1	23-MAR-2006 03:42:23	Straylight	50.500	106	9Bet Crv	2.6480	5600.0	101	21229	No
49	GOM_NL__2PRFIN20060323_034431_000000482046_00133_21229_8510.N1	23-MAR-2006 03:44:31	Twl_and_stray	47.500	100	4Gam Crv	2.5800	13100.	95	21229	No
50	GOM_NL__2PRFIN20060323_035455_000000422046_00133_21229_8511.N1	23-MAR-2006 03:54:55	Bright	42.000	62	94Bet Leo	2.1360	9700.0	84	21229	No
51	GOM_NL__2PRFIN20060323_035618_000000392046_00133_21229_8512.N1	23-MAR-2006 03:56:18	Bright	38.500	96	68Del Leo	2.5600	9300.0	77	21229	No
52	GOM_NL__2PRFIN20060323_040315_000000372046_00133_21229_8513.N1	23-MAR-2006 04:03:15	Bright	37.000	174	52Psi UMa	3.0040	4400.0	74	21229	No
53	GOM_NL__2PRFIN20060323_040632_000000362046_00133_21229_8514.N1	23-MAR-2006 04:06:32	Bright	36.000	82	48Bet UMa	2.3650	10600.	72	21229	No
54	GOM_NL__2PRFIN20060323_040803_000000372046_00133_21229_8515.N1	23-MAR-2006 04:08:03	Bright	37.000	36	50Alp UMa	1.8000	6300.0	74	21229	No
55	GOM_NL__2PRFIN20060323_041452_000000422046_00133_21229_8516.N1	23-MAR-2006 04:14:52	Bright	41.500	60	7Bet UMi	2.0810	3950.0	83	21229	No
56	GOM_NL__2PRFIN20060323_042336_000000372046_00133_21229_8517.N1	23-MAR-2006 04:23:36	Bright	37.000	89	5Alp Cep	2.4510	8000.0	74	21229	No
57	GOM_NL__2PRFIN20060323_042844_000000352046_00133_21229_8518.N1	23-MAR-2006 04:28:44	Bright	35.000	19	50Alp Cyg	1.2460	10500.	70	21229	No
58	GOM_NL__2PRFIN20060323_043020_000000392046_00133_21229_8519.N1	23-MAR-2006 04:30:20	Bright	39.000	66	37Gam Cyg	2.2080	5900.0	78	21229	No
59	GOM_NL__2PRFIN20060323_043210_000000372046_00133_21229_8520.N1	23-MAR-2006 04:32:10	Bright	37.000	92	53Eps Cyg	2.5000	4500.0	74	21229	No
60	GOM_NL__2PRFIN20060323_045424_000000462046_00133_21229_8521.N1	23-MAR-2006 04:54:24	Dark	46.000	103	38Zet Sgr	2.6000	9700.0	92	21229	No
61	GOM_NL__2PRFIN20060323_050307_000000432046_00134_21230_8502.N1	23-MAR-2006 05:03:07	Dark	42.500	141	Bet Ara	2.8400	4600.0	85	21230	No
62	GOM_NL__2PRFIN20060323_050635_000000402046_00134_21230_8503.N1	23-MAR-2006 05:06:35	Dark	40.000	134	Bet TrA	2.8100	6600.0	80	21230	No
63	GOM_NL__2PRFIN20060323_050918_000000542046_00134_21230_8504.N1	23-MAR-2006 05:09:18	Dark	54.000	4	Alp1Cen	-0.010000	5800.0	108	21230	No
64	GOM_NL__2PRFIN20060323_051138_000000462046_00134_21230_8505.N1	23-MAR-2006 05:11:38	Dark	45.500	78	Alp Lup	2.3040	28000.	91	21230	No
65	GOM_NL__2PRFIN20060323_051332_000000432046_00134_21230_8506.N1	23-MAR-2006 05:13:32	Straylight	42.500	95	Zet Cen	2.5450	26000.	85	21230	No
66	GOM_NL__2PRFIN20060323_051516_000000412046_00134_21230_8507.N1	23-MAR-2006 05:15:16	Straylight	40.500	64	Gam Cen	2.2000	10600.	81	21230	No
67	GOM_NL__2PRFIN20060323_051739_000000492046_00134_21230_8508.N1	23-MAR-2006 05:17:39	Straylight	49.000	123	lot Cen	2.7500	10200.	98	21230	No
68	GOM_NL__2PRFIN20060323_052259_000000492046_00134_21230_8509.N1	23-MAR-2006 05:22:59	Straylight	49.000	106	9Bet Crv	2.6480	5600.0	98	21230	No
69	GOM_NL__2PRFIN20060323_052507_000000472046_00134_21230_8510.N1	23-MAR-2006 05:25:07	Twl_and_stray	47.000	100	4Gam Crv	2.5800	13100.	94	21230	No
70	GOM_NL__2PRFIN20060323_053531_000000442046_00134_21230_8511.N1	23-MAR-2006 05:35:31	Bright	43.500	62	94Bet Leo	2.1360	9700.0	87	21230	No
71	GOM_NL__2PRFIN20060323_053653_000000382046_00134_21230_8512.N1	23-MAR-2006 05:36:53	Bright	38.000	96	68Del Leo	2.5600	9300.0	76	21230	No
72	GOM_NL__2PRFIN20060323_054351_000000392046_00134_21230_8513.N1	23-MAR-2006 05:43:51	Bright	39.000	174	52Psi UMa	3.0040	4400.0	78	21230	No
73	GOM_NL__2PRFIN20060323_054707_000000382046_00134_21230_8514.N1	23-MAR-2006 05:47:07	Bright	37.500	82	48Bet UMa	2.3650	10600.	75	21230	No
74	GOM_NL__2PRFIN20060323_054839_000000382046_00134_21230_8515.N1	23-MAR-2006 05:48:39	Bright	37.500	36	50Alp UMa	1.8000	6300.0	75	21230	No
75	GOM_NL__2PRFIN20060323_055528_000000392046_00134_21230_8516.N1	23-MAR-2006 05:55:28	Bright	38.500	60	7Bet UMi	2.0810	3950.0	77	21230	No
76	GOM_NL__2PRFIN20060323_060412_000000362046_00134_21230_8517.N1	23-MAR-2006 06:04:12	Bright	35.500	89	5Alp Cep	2.4510	8000.0	71	21230	No
77	GOM_NL__2PRFIN20060323_060920_000000382046_00134_21230_8518.N1	23-MAR-2006 06:09:20	Bright	38.000	19	50Alp Cyg	1.2460	10500.	76	21230	No
78	GOM_NL__2PRFIN20060323_061056_000000402046_00134_21230_8519.N1	23-MAR-2006 06:10:56	Bright	40.000	66	37Gam Cyg	2.2080	5900.0	80	21230	No
79	GOM_NL__2PRFIN20060323_061246_000000382046_00134_21230_8520.N1	23-MAR-2006 06:12:46	Bright	38.000	92	53Eps Cyg	2.5000	4500.0	76	21230	No
80	GOM_NL__2PRFIN20060323_063501_000000502046_00134_21230_8521.N1	23-MAR-2006 06:35:01	Dark	49.500	103	38Zet Sgr	2.6000	9700.0	99	21230	No
81	GOM_NL__2PRFIN20060323_064344_000000432046_00135_21231_8502.N1	23-MAR-2006 06:43:44	Dark	43.000	141	Bet Ara	2.8400	4600.0	86	21231	No
82	GOM_NL__2PRFIN20060323_064711_000000392046_00135_21231_8503.N1	23-MAR-2006 06:47:11	Dark	38.500	134	Bet TrA	2.8100	6600.0	77	21231	No
83	GOM_NL__2PRFIN20060323_064954_000000422046_00135_21231_8504.N1	23-MAR-2006 06:49:54	Dark	42.000	4	Alp1Cen	-0.010000	5800.0	84	21231	No
84	GOM_NL__2PRFIN20060323_065215_000000492046_00135_21231_8505.N1	23-MAR-2006 06:52:15	Dark	48.500	78	Alp Lup	2.3040	28000.	97	21231	No
85	GOM_NL__2PRFIN20060323_065408_000000442046_00135_21231_8506.N1	23-MAR-2006 06:54:08	Straylight	43.500	95	Zet Cen	2.5450	26000.	87	21231	No
86	GOM_NL__2PRFIN20060323_065552_000000412046_00135_21231_8507.N1	23-MAR-2006 06:55:52	Straylight	41.000	64	Gam Cen	2.2000	10600.	82	21231	No
87	GOM_NL__2PRFIN20060323_065816_000000472046_00135_21231_8508.N1	23-MAR-2006 06:58:16	Straylight	46.500	123	lot Cen	2.7500	10200.	93	21231	No
88	GOM_NL__2PRFIN20060323_070335_000000482046_00135_21231_8509.N1	23-MAR-2006 07:03:35	Straylight	47.500	106	9Bet Crv	2.6480	5600.0	95	21231	No
89	GOM_NL__2PRFIN20060323_070544_000000462046_00135_21231_8510.N1	23-MAR-2006 07:05:44	Twl_and_stray	45.500	100	4Gam Crv	2.5800	13100.	91	21231	No
90	GOM_NL__2PRFIN20060323_071607_000000432046_00135_21231_8511.N1	23-MAR-2006 07:16:07	Bright	42.500	62	94Bet Leo	2.1360	9700.0	85	21231	No
91	GOM_NL__2PRFIN20060323_071729_000000382046_00135_21231_8512.N1	23-MAR-2006 07:17:29	Bright	38.000	96	68Del Leo	2.5600	9300.0	76	21231	No
92	GOM_NL__2PRFIN20060323_072427_000000362046_00135_21231_8513.N1	23-MAR-2006 07:24:27	Bright	36.000	174	52Psi UMa	3.0040	4400.0	72	21231	No
93	GOM_NL__2PRFIN20060323_072743_000000382046_00135_21231_8514.N1	23-MAR-2006 07:27:43	Bright	37.500	82	48Bet UMa	2.3650	10600.	75	21231	No
94	GOM_NL__2PRFIN20060323_072914_000000382046_00135_21231_8515.N1	23-MAR-2006 07:29:14	Bright	38.000	36	50Alp UMa	1.8000	6300.0	76	21231	No
95	GOM_NL__2PRFIN20060323_073603_000000382046_00135_21231_8516.N1	23-MAR-2006 07:36:03	Bright	37.500	60	7Bet UMi	2.0810	3950.0	75	21231	No
96	GOM_NL__2PRFIN20060323_074448_000000362046_00135_21231_8517.N1	23-MAR-2006 07:44:48	Bright	35.500	89	5Alp Cep	2.4510	8000.0	71	21231	No
97	GOM_NL__2PRFIN20060323_074957_000000392046_00135_21231_8518.N1	23-MAR-2006 07:49:57	Bright	38.500	19	50Alp Cyg	1.2460	10500.	77	21231	No
98	GOM_NL__2PRFIN20060323_075132_000000382046_00135_21231_8519.N1	23-MAR-2006 07:51:32	Bright	38.000	66	37Gam Cyg	2.2080	5900.0	76	21231	No
99	GOM_NL__2PRFIN20060323_075322_000000372046_00135_21231_8520.N1	23-MAR-2006 07:53:22	Bright	36.500	92	53Eps Cyg	2.5000	4500.0	73	21231	No
100	GOM_NL__2PRFIN20060323_081538_000000502046_00135_21231_8521.N1	23-MAR-2006 08:15:38	Dark	49.500	103	38Zet Sgr	2.6000	9700.0	99	21231	No
101	GOM_NL__2PRFIN20060323_082420_000000432046_00136_21232_8502.N1	23-MAR-2006 08:24:20	Dark	43.000	141	Bet Ara	2.8400	4600.0	86	21232	No

102	GOM_NL__2PRFIN20060323_082748_000000392046_00136_21232_8503.N1	23-MAR-2006 08:27:48	Dark	38.500	134	Bet TrA	2.8100	6600.0	77	21232	No
103	GOM_NL__2PRFIN20060323_083031_000000442046_00136_21232_8504.N1	23-MAR-2006 08:30:31	Dark	44.000	4	Alp1Cen	-0.010000	5800.0	88	21232	No
104	GOM_NL__2PRFIN20060323_083252_000000462046_00136_21232_8505.N1	23-MAR-2006 08:32:52	Dark	45.500	78	Alp Lup	2.3040	28000.	91	21232	No
105	GOM_NL__2PRFIN20060323_083445_000000432046_00136_21232_8506.N1	23-MAR-2006 08:34:45	Straylight	43.000	95	Zet Cen	2.5450	26000.	86	21232	No
106	GOM_NL__2PRFIN20060323_083629_000000402046_00136_21232_8507.N1	23-MAR-2006 08:36:29	Straylight	40.000	64	Gam Cen	2.2000	10600.	80	21232	No
107	GOM_NL__2PRFIN20060323_083852_000000472046_00136_21232_8508.N1	23-MAR-2006 08:38:52	Straylight	46.500	123	lot Cen	2.7500	10200.	93	21232	No
108	GOM_NL__2PRFIN20060323_084412_000000502046_00136_21232_8509.N1	23-MAR-2006 08:44:12	Straylight	49.500	106	9Bet Crv	2.6480	5600.0	99	21232	No
109	GOM_NL__2PRFIN20060323_084619_000000452046_00136_21232_8510.N1	23-MAR-2006 08:46:19	Tw_i_and_stray	45.000	100	4Gam Crv	2.5800	13100.	90	21232	No
110	GOM_NL__2PRFIN20060323_085745_000000372046_00136_21232_8511.N1	23-MAR-2006 08:57:45	Bright	37.000	51	41Gam1Leo	2.0100	4500.0	74	21232	No
111	GOM_NL__2PRFIN20060323_090502_000000392046_00136_21232_8512.N1	23-MAR-2006 09:05:02	Bright	38.500	174	52Psi UMa	3.0040	4400.0	77	21232	No
112	GOM_NL__2PRFIN20060323_090819_000000362046_00136_21232_8513.N1	23-MAR-2006 09:08:19	Bright	35.500	82	48Bet UMa	2.3650	10600.	71	21232	No
113	GOM_NL__2PRFIN20060323_090950_000000382046_00136_21232_8514.N1	23-MAR-2006 09:09:50	Bright	37.500	36	50Alp UMa	1.8000	6300.0	75	21232	No
114	GOM_NL__2PRFIN20060323_091639_000000402046_00136_21232_8515.N1	23-MAR-2006 09:16:39	Bright	40.000	60	7Bet UMi	2.0810	3950.0	80	21232	No
115	GOM_NL__2PRFIN20060323_092524_000000362046_00136_21232_8516.N1	23-MAR-2006 09:25:24	Bright	35.500	89	5Alp Cep	2.4510	8000.0	71	21232	No
116	GOM_NL__2PRFIN20060323_093032_000000392046_00136_21232_8517.N1	23-MAR-2006 09:30:32	Bright	38.500	19	50Alp Cyg	1.2460	10500.	77	21232	No
117	GOM_NL__2PRFIN20060323_093208_000000402046_00136_21232_8518.N1	23-MAR-2006 09:32:08	Bright	39.500	66	37Gam Cyg	2.2080	5900.0	79	21232	No
118	GOM_NL__2PRFIN20060323_093358_000000392046_00136_21232_8519.N1	23-MAR-2006 09:33:58	Bright	38.500	92	53Eps Cyg	2.5000	4500.0	77	21232	No
119	GOM_NL__2PRFIN20060323_095615_000000472046_00136_21232_8520.N1	23-MAR-2006 09:56:15	Dark	46.500	103	38Zet Sgr	2.6000	9700.0	93	21232	No
120	GOM_NL__2PRFIN20060323_100457_000000442046_00137_21233_8502.N1	23-MAR-2006 10:04:57	Dark	44.000	141	Bet Ara	2.8400	4600.0	88	21233	No
121	GOM_NL__2PRFIN20060323_100824_000000382046_00137_21233_8503.N1	23-MAR-2006 10:08:24	Dark	38.000	134	Bet TrA	2.8100	6600.0	76	21233	No
122	GOM_NL__2PRFIN20060323_101107_000000562046_00137_21233_8504.N1	23-MAR-2006 10:11:07	Dark	56.000	4	Alp1Cen	-0.010000	5800.0	112	21233	No
123	GOM_NL__2PRFIN20060323_101328_000000462046_00137_21233_8505.N1	23-MAR-2006 10:13:28	Dark	46.000	78	Alp Lup	2.3040	28000.	92	21233	No
124	GOM_NL__2PRFIN20060323_101521_000000442046_00137_21233_8506.N1	23-MAR-2006 10:15:21	Straylight	43.500	95	Zet Cen	2.5450	26000.	87	21233	No
125	GOM_NL__2PRFIN20060323_101705_000000422046_00137_21233_8507.N1	23-MAR-2006 10:17:05	Straylight	41.500	64	Gam Cen	2.2000	10600.	83	21233	No
126	GOM_NL__2PRFIN20060323_101929_000000452046_00137_21233_8508.N1	23-MAR-2006 10:19:29	Straylight	44.500	123	lot Cen	2.7500	10200.	89	21233	No
127	GOM_NL__2PRFIN20060323_102448_000000472046_00137_21233_8509.N1	23-MAR-2006 10:24:48	Straylight	47.000	106	9Bet Crv	2.6480	5600.0	94	21233	No
128	GOM_NL__2PRFIN20060323_102655_000000482046_00137_21233_8510.N1	23-MAR-2006 10:26:55	Tw_i_and_stray	47.500	100	4Gam Crv	2.5800	13100.	95	21233	No
129	GOM_NL__2PRFIN20060323_103828_000000302046_00137_21233_8511.N1	23-MAR-2006 10:38:28	Dark	30.000	51	41Gam1Leo	2.0100	4500.0	60	21233	Yes
130	GOM_NL__2PRFIN20060323_104538_000000392046_00137_21233_8512.N1	23-MAR-2006 10:45:38	Bright	39.000	174	52Psi UMa	3.0040	4400.0	78	21233	No
131	GOM_NL__2PRFIN20060323_104855_000000382046_00137_21233_8513.N1	23-MAR-2006 10:48:55	Bright	37.500	82	48Bet UMa	2.3650	10600.	75	21233	No
132	GOM_NL__2PRFIN20060323_105026_000000402046_00137_21233_8514.N1	23-MAR-2006 10:50:26	Bright	39.500	36	50Alp UMa	1.8000	6300.0	79	21233	No
133	GOM_NL__2PRFIN20060323_105714_000000392046_00137_21233_8515.N1	23-MAR-2006 10:57:14	Bright	39.000	60	7Bet UMi	2.0810	3950.0	78	21233	No
134	GOM_NL__2PRFIN20060323_110559_000000382046_00137_21233_8516.N1	23-MAR-2006 11:05:59	Bright	37.500	89	5Alp Cep	2.4510	8000.0	75	21233	No
135	GOM_NL__2PRFIN20060323_111108_000000392046_00137_21233_8517.N1	23-MAR-2006 11:11:08	Bright	38.500	19	50Alp Cyg	1.2460	10500.	77	21233	No
136	GOM_NL__2PRFIN20060323_111244_000000402046_00137_21233_8518.N1	23-MAR-2006 11:12:44	Bright	39.500	66	37Gam Cyg	2.2080	5900.0	79	21233	No
137	GOM_NL__2PRFIN20060323_111434_000000382046_00137_21233_8519.N1	23-MAR-2006 11:14:34	Bright	38.000	92	53Eps Cyg	2.5000	4500.0	76	21233	No
138	GOM_NL__2PRFIN20060323_113652_000000462046_00137_21233_8520.N1	23-MAR-2006 11:36:52	Dark	45.500	103	38Zet Sgr	2.6000	9700.0	91	21233	No
139	GOM_NL__2PRFIN20060323_114534_000000422046_00138_21234_8502.N1	23-MAR-2006 11:45:34	Dark	42.000	141	Bet Ara	2.8400	4600.0	84	21234	No
140	GOM_NL__2PRFIN20060323_114901_000000382046_00138_21234_8503.N1	23-MAR-2006 11:49:01	Dark	38.000	134	Bet TrA	2.8100	6600.0	76	21234	No
141	GOM_NL__2PRFIN20060323_115143_000000552046_00138_21234_8504.N1	23-MAR-2006 11:51:43	Dark	55.000	4	Alp1Cen	-0.010000	5800.0	110	21234	No
142	GOM_NL__2PRFIN20060323_115405_000000482046_00138_21234_8505.N1	23-MAR-2006 11:54:05	Straylight	47.500	78	Alp Lup	2.3040	28000.	95	21234	No
143	GOM_NL__2PRFIN20060323_115558_000000452046_00138_21234_8506.N1	23-MAR-2006 11:55:58	Straylight	44.500	95	Zet Cen	2.5450	26000.	89	21234	No
144	GOM_NL__2PRFIN20060323_115741_000000402046_00138_21234_8507.N1	23-MAR-2006 11:57:41	Straylight	39.500	64	Gam Cen	2.2000	10600.	79	21234	No
145	GOM_NL__2PRFIN20060323_120005_000000442046_00138_21234_8508.N1	23-MAR-2006 12:00:05	Straylight	43.500	123	lot Cen	2.7500	10200.	87	21234	No
146	GOM_NL__2PRFIN20060323_120524_000000482046_00138_21234_8509.N1	23-MAR-2006 12:05:24	Straylight	48.000	106	9Bet Crv	2.6480	5600.0	96	21234	No
147	GOM_NL__2PRFIN20060323_120731_000000432046_00138_21234_8510.N1	23-MAR-2006 12:07:31	Tw_i_and_stray	42.500	100	4Gam Crv	2.5800	13100.	85	21234	No
148	GOM_NL__2PRFIN20060323_121753_000000422046_00138_21234_8511.N1	23-MAR-2006 12:17:53	Bright	42.000	62	94Bet Leo	2.1360	9700.0	84	21234	No
149	GOM_NL__2PRFIN20060323_121917_000000392046_00138_21234_8512.N1	23-MAR-2006 12:19:17	Bright	38.500	96	68Del Leo	2.5600	9300.0	77	21234	No
150	GOM_NL__2PRFIN20060323_122614_000000362046_00138_21234_8513.N1	23-MAR-2006 12:26:14	Bright	35.500	174	52Psi UMa	3.0040	4400.0	71	21234	No
151	GOM_NL__2PRFIN20060323_122930_000000372046_00138_21234_8514.N1	23-MAR-2006 12:29:30	Bright	36.500	82	48Bet UMa	2.3650	10600.	73	21234	No
152	GOM_NL__2PRFIN20060323_123101_000000382046_00138_21234_8515.N1	23-MAR-2006 12:31:01	Bright	38.000	36	50Alp UMa	1.8000	6300.0	76	21234	No
153	GOM_NL__2PRFIN20060323_123750_000000412046_00138_21234_8516.N1	23-MAR-2006 12:37:50	Bright	41.000	60	7Bet UMi	2.0810	3950.0	82	21234	No
154	GOM_NL__2PRFIN20060323_124635_000000332046_00138_21234_8517.N1	23-MAR-2006 12:46:35	Bright	33.000	89	5Alp Cep	2.4510	8000.0	66	21234	No
155	GOM_NL__2PRFIN20060323_125144_000000362046_00138_21234_8518.N1	23-MAR-2006 12:51:44	Bright	36.000	19	50Alp Cyg	1.2460	10500.	72	21234	No
156	GOM_NL__2PRFIN20060323_125320_000000412046_00138_21234_8519.N1	23-MAR-2006 12:53:20	Bright	40.500	66	37Gam Cyg	2.2080	5900.0	81	21234	No
157	GOM_NL__2PRFIN20060323_125510_000000382046_00138_21234_8520.N1	23-MAR-2006 12:55:10	Bright	38.000	92	53Eps Cyg	2.5000	4500.0	76	21234	No
158	GOM_NL__2PRFIN20060323_131729_000000532046_00138_21234_8521.N1	23-MAR-2006 13:17:29	Dark	52.500	103	38Zet Sgr	2.6000	9700.0	105	21234	No
159	GOM_NL__2PRFIN20060323_132610_000000432046_00139_21235_8522.N1	23-MAR-2006 13:26:10	Dark	42.500	141	Bet Ara	2.8400	4600.0	85	21235	No
160	GOM_NL__2PRFIN20060323_132937_000000402046_00139_21235_8523.N1	23-MAR-2006 13:29:37	Dark	39.500	134	Bet TrA	2.8100	6600.0	79	21235	No

161	GOM_NL__2PRFIN20060323_133220_000000562046_00139_21235_8524.N1	23-MAR-2006 13:32:20	Dark	56.000	4	Alp1Cen	-0.010000	5800.0	112	21235	No
162	GOM_NL__2PRFIN20060323_133442_000000442046_00139_21235_8525.N1	23-MAR-2006 13:34:42	Dark	43.500	78	Alp Lup	2.3040	28000.	87	21235	No
163	GOM_NL__2PRFIN20060323_133634_000000452046_00139_21235_8526.N1	23-MAR-2006 13:36:34	Straylight	44.500	95	Zet Cen	2.5450	26000.	89	21235	No
164	GOM_NL__2PRFIN20060323_133817_000000412046_00139_21235_8527.N1	23-MAR-2006 13:38:17	Straylight	40.500	64	Gam Cen	2.2000	10600.	81	21235	No
165	GOM_NL__2PRFIN20060323_134041_000000452046_00139_21235_8528.N1	23-MAR-2006 13:40:41	Straylight	44.500	123	lot Cen	2.7500	10200.	89	21235	No
166	GOM_NL__2PRFIN20060323_134600_000000482046_00139_21235_8529.N1	23-MAR-2006 13:46:00	Straylight	47.500	106	9Bet Crv	2.6480	5600.0	95	21235	No
167	GOM_NL__2PRFIN20060323_134807_000000432046_00139_21235_8530.N1	23-MAR-2006 13:48:07	Twl_and_stray	43.000	100	4Gam Crv	2.5800	13100.	86	21235	No
168	GOM_NL__2PRFIN20060323_135829_000000422046_00139_21235_8531.N1	23-MAR-2006 13:58:29	Bright	42.000	62	94Bet Leo	2.1360	9700.0	84	21235	No
169	GOM_NL__2PRFIN20060323_135952_000000392046_00139_21235_8532.N1	23-MAR-2006 13:59:52	Bright	38.500	96	68Del Leo	2.5600	9300.0	77	21235	No
170	GOM_NL__2PRFIN20060323_140649_000000382046_00139_21235_8533.N1	23-MAR-2006 14:06:49	Bright	37.500	174	52Psi UMa	3.0040	4400.0	75	21235	No
171	GOM_NL__2PRFIN20060323_141006_000000382046_00139_21235_8534.N1	23-MAR-2006 14:10:06	Bright	37.500	82	48Bet UMa	2.3650	10600.	75	21235	No
172	GOM_NL__2PRFIN20060323_141137_000000392046_00139_21235_8535.N1	23-MAR-2006 14:11:37	Bright	39.000	36	50Alp UMa	1.8000	6300.0	78	21235	No
173	GOM_NL__2PRFIN20060323_141826_000000392046_00139_21235_8536.N1	23-MAR-2006 14:18:26	Bright	38.500	60	7Bet UMi	2.0810	3950.0	77	21235	No
174	GOM_NL__2PRFIN20060323_142711_000000342046_00139_21235_8537.N1	23-MAR-2006 14:27:11	Bright	34.000	89	5Alp Cep	2.4510	8000.0	68	21235	No
175	GOM_NL__2PRFIN20060323_143220_000000412046_00139_21235_8538.N1	23-MAR-2006 14:32:20	Bright	40.500	19	50Alp Cyg	1.2460	10500.	81	21235	No
176	GOM_NL__2PRFIN20060323_143356_000000412046_00139_21235_8539.N1	23-MAR-2006 14:33:56	Bright	41.000	66	37Gam Cyg	2.2080	5900.0	82	21235	No
177	GOM_NL__2PRFIN20060323_143546_000000372046_00139_21235_8540.N1	23-MAR-2006 14:35:46	Bright	37.000	92	53Eps Cyg	2.5000	4500.0	74	21235	No
178	GOM_NL__2PRFIN20060323_145806_000000472046_00139_21235_8541.N1	23-MAR-2006 14:58:06	Dark	46.500	103	38Zet Sgr	2.6000	9700.0	93	21235	No
179	GOM_NL__2PRFIN20060323_150647_000000422046_00140_21236_8522.N1	23-MAR-2006 15:06:47	Dark	42.000	141	Bet Ara	2.8400	4600.0	84	21236	No
180	GOM_NL__2PRFIN20060323_151013_000000392046_00140_21236_8523.N1	23-MAR-2006 15:10:13	Dark	38.500	134	Bet TrA	2.8100	6600.0	77	21236	No
181	GOM_NL__2PRFIN20060323_151256_000000422046_00140_21236_8524.N1	23-MAR-2006 15:12:56	Dark	42.000	4	Alp1Cen	-0.010000	5800.0	84	21236	No
182	GOM_NL__2PRFIN20060323_151518_000000452046_00140_21236_8525.N1	23-MAR-2006 15:15:18	Straylight	45.000	78	Alp Lup	2.3040	28000.	90	21236	No
183	GOM_NL__2PRFIN20060323_151711_000000432046_00140_21236_8526.N1	23-MAR-2006 15:17:11	Straylight	42.500	95	Zet Cen	2.5450	26000.	85	21236	No
184	GOM_NL__2PRFIN20060323_151854_000000412046_00140_21236_8527.N1	23-MAR-2006 15:18:54	Straylight	40.500	64	Gam Cen	2.2000	10600.	81	21236	No
185	GOM_NL__2PRFIN20060323_152118_000000472046_00140_21236_8528.N1	23-MAR-2006 15:21:18	Straylight	46.500	123	lot Cen	2.7500	10200.	93	21236	No
186	GOM_NL__2PRFIN20060323_152636_000000512046_00140_21236_8529.N1	23-MAR-2006 15:26:36	Straylight	51.000	106	9Bet Crv	2.6480	5600.0	102	21236	No
187	GOM_NL__2PRFIN20060323_152843_000000452046_00140_21236_8530.N1	23-MAR-2006 15:28:43	Twl_and_stray	44.500	100	4Gam Crv	2.5800	13100.	89	21236	No
188	GOM_NL__2PRFIN20060323_153905_000000422046_00140_21236_8531.N1	23-MAR-2006 15:39:05	Bright	42.000	62	94Bet Leo	2.1360	9700.0	84	21236	No
189	GOM_NL__2PRFIN20060323_154028_000000392046_00140_21236_8532.N1	23-MAR-2006 15:40:28	Bright	38.500	96	68Del Leo	2.5600	9300.0	77	21236	No
190	GOM_NL__2PRFIN20060323_154725_000000372046_00140_21236_8533.N1	23-MAR-2006 15:47:25	Bright	37.000	174	52Psi UMa	3.0040	4400.0	74	21236	No
191	GOM_NL__2PRFIN20060323_155042_000000352046_00140_21236_8534.N1	23-MAR-2006 15:50:42	Bright	35.000	82	48Bet UMa	2.3650	10600.	70	21236	No
192	GOM_NL__2PRFIN20060323_155213_000000362046_00140_21236_8535.N1	23-MAR-2006 15:52:13	Bright	36.000	36	50Alp UMa	1.8000	6300.0	72	21236	No
193	GOM_NL__2PRFIN20060323_155901_000000402046_00140_21236_8536.N1	23-MAR-2006 15:59:01	Bright	39.500	60	7Bet UMi	2.0810	3950.0	79	21236	No
194	GOM_NL__2PRFIN20060323_160747_000000372046_00140_21236_8537.N1	23-MAR-2006 16:07:47	Bright	36.500	89	5Alp Cep	2.4510	8000.0	73	21236	No
195	GOM_NL__2PRFIN20060323_161256_000000402046_00140_21236_8538.N1	23-MAR-2006 16:12:56	Bright	39.500	19	50Alp Cyg	1.2460	10500.	79	21236	No
196	GOM_NL__2PRFIN20060323_161432_000000412046_00140_21236_8539.N1	23-MAR-2006 16:14:32	Bright	40.500	66	37Gam Cyg	2.2080	5900.0	81	21236	No
197	GOM_NL__2PRFIN20060323_161622_000000372046_00140_21236_8540.N1	23-MAR-2006 16:16:22	Bright	37.000	92	53Eps Cyg	2.5000	4500.0	74	21236	No
198	GOM_NL__2PRFIN20060323_163842_000000472046_00140_21236_8541.N1	23-MAR-2006 16:38:42	Dark	47.000	103	38Zet Sgr	2.6000	9700.0	94	21236	No
199	GOM_NL__2PRFIN20060323_164723_000000422046_00141_21237_8522.N1	23-MAR-2006 16:47:23	Dark	42.000	141	Bet Ara	2.8400	4600.0	84	21237	No
200	GOM_NL__2PRFIN20060323_165050_000000392046_00141_21237_8523.N1	23-MAR-2006 16:50:50	Dark	39.000	134	Bet TrA	2.8100	6600.0	78	21237	No
201	GOM_NL__2PRFIN20060323_165333_000000442046_00141_21237_8524.N1	23-MAR-2006 16:53:33	Dark	43.500	4	Alp1Cen	-0.010000	5800.0	87	21237	No
202	GOM_NL__2PRFIN20060323_165555_000000452046_00141_21237_8525.N1	23-MAR-2006 16:55:55	Straylight	44.500	78	Alp Lup	2.3040	28000.	89	21237	No
203	GOM_NL__2PRFIN20060323_165747_000000422046_00141_21237_8526.N1	23-MAR-2006 16:57:47	Straylight	42.000	95	Zet Cen	2.5450	26000.	84	21237	No
204	GOM_NL__2PRFIN20060323_165930_000000412046_00141_21237_8527.N1	23-MAR-2006 16:59:30	Straylight	41.000	64	Gam Cen	2.2000	10600.	82	21237	No
205	GOM_NL__2PRFIN20060323_170154_000000482046_00141_21237_8528.N1	23-MAR-2006 17:01:54	Straylight	47.500	123	lot Cen	2.7500	10200.	95	21237	No
206	GOM_NL__2PRFIN20060323_170712_000000512046_00141_21237_8529.N1	23-MAR-2006 17:07:12	Straylight	50.500	106	9Bet Crv	2.6480	5600.0	101	21237	No
207	GOM_NL__2PRFIN20060323_170919_000000452046_00141_21237_8530.N1	23-MAR-2006 17:09:19	Twl_and_stray	45.000	100	4Gam Crv	2.5800	13100.	90	21237	No
208	GOM_NL__2PRFIN20060323_171940_000000422046_00141_21237_8531.N1	23-MAR-2006 17:19:40	Bright	42.000	62	94Bet Leo	2.1360	9700.0	84	21237	No
209	GOM_NL__2PRFIN20060323_172104_000000382046_00141_21237_8532.N1	23-MAR-2006 17:21:04	Bright	38.000	96	68Del Leo	2.5600	9300.0	76	21237	No
210	GOM_NL__2PRFIN20060323_172801_000000382046_00141_21237_8533.N1	23-MAR-2006 17:28:01	Bright	37.500	174	52Psi UMa	3.0040	4400.0	75	21237	No
211	GOM_NL__2PRFIN20060323_173118_000000382046_00141_21237_8534.N1	23-MAR-2006 17:31:18	Bright	38.000	82	48Bet UMa	2.3650	10600.	76	21237	No
212	GOM_NL__2PRFIN20060323_173249_000000392046_00141_21237_8535.N1	23-MAR-2006 17:32:49	Bright	38.500	36	50Alp UMa	1.8000	6300.0	77	21237	No
213	GOM_NL__2PRFIN20060323_173937_000000422046_00141_21237_8536.N1	23-MAR-2006 17:39:37	Bright	41.500	60	7Bet UMi	2.0810	3950.0	83	21237	No
214	GOM_NL__2PRFIN20060323_174823_000000372046_00141_21237_8537.N1	23-MAR-2006 17:48:23	Bright	37.000	89	5Alp Cep	2.4510	8000.0	74	21237	No
215	GOM_NL__2PRFIN20060323_175332_000000382046_00141_21237_8538.N1	23-MAR-2006 17:53:32	Bright	37.500	19	50Alp Cyg	1.2460	10500.	75	21237	No
216	GOM_NL__2PRFIN20060323_175508_000000412046_00141_21237_8539.N1	23-MAR-2006 17:55:08	Bright	40.500	66	37Gam Cyg	2.2080	5900.0	81	21237	No
217	GOM_NL__2PRFIN20060323_175658_000000372046_00141_21237_8540.N1	23-MAR-2006 17:56:58	Bright	36.500	92	53Eps Cyg	2.5000	4500.0	73	21237	No
218	GOM_NL__2PRFIN20060323_181919_000000472046_00141_21237_8541.N1	23-MAR-2006 18:19:19	Dark	47.000	103	38Zet Sgr	2.6000	9700.0	94	21237	No
219	GOM_NL__2PRFIN20060323_182800_000000412046_00142_21238_8522.N1	23-MAR-2006 18:28:00	Dark	41.000	141	Bet Ara	2.8400	4600.0	82	21238	No

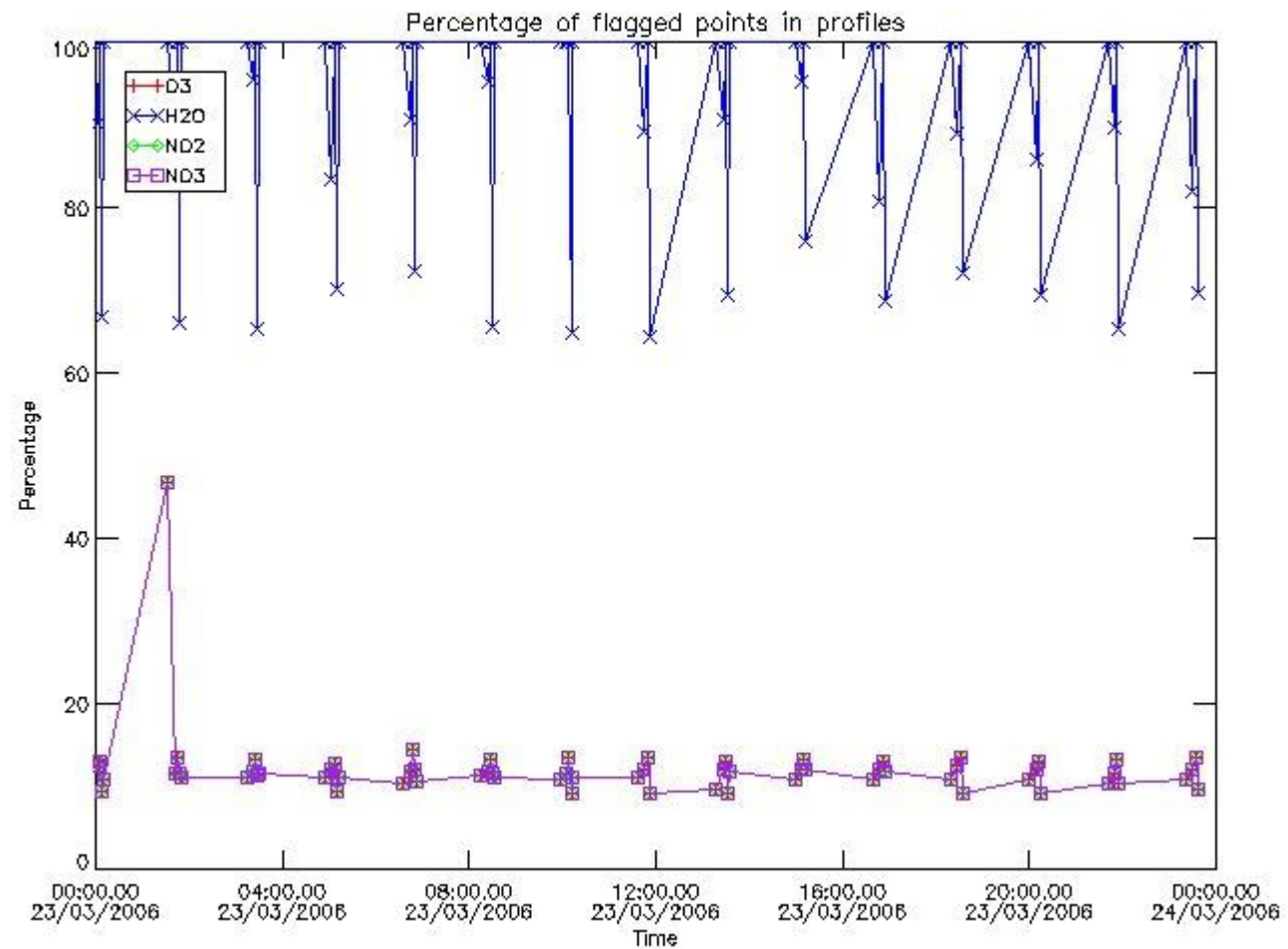
220	GOM_NL__2PRFIN20060323_183127_000000382046_00142_21238_8523.N1	23-MAR-2006 18:31:27	Dark	37.500	134	Bet TrA	2.8100	6600.0	75	21238	No
221	GOM_NL__2PRFIN20060323_183409_000000562046_00142_21238_8524.N1	23-MAR-2006 18:34:09	Dark	56.000	4	Alp1Cen	-0.010000	5800.0	112	21238	No
222	GOM_NL__2PRFIN20060323_183632_000000462046_00142_21238_8525.N1	23-MAR-2006 18:36:32	Straylight	45.500	78	Alp Lup	2.3040	28000.	91	21238	No
223	GOM_NL__2PRFIN20060323_183824_000000452046_00142_21238_8526.N1	23-MAR-2006 18:38:24	Straylight	44.500	95	Zet Cen	2.5450	26000.	89	21238	No
224	GOM_NL__2PRFIN20060323_184006_000000432046_00142_21238_8527.N1	23-MAR-2006 18:40:06	Straylight	43.000	64	Gam Cen	2.2000	10600.	86	21238	No
225	GOM_NL__2PRFIN20060323_184231_000000462046_00142_21238_8528.N1	23-MAR-2006 18:42:31	Straylight	46.000	123	lot Cen	2.7500	10200.	92	21238	No
226	GOM_NL__2PRFIN20060323_184822_000000482046_00142_21238_8529.N1	23-MAR-2006 18:48:22	Straylight	47.500	171	2Eps Crv	3.0010	4250.0	95	21238	No
227	GOM_NL__2PRFIN20060323_184956_000000452046_00142_21238_8530.N1	23-MAR-2006 18:49:56	Tw_i_and_stray	44.500	100	4Gam Crv	2.5800	13100.	89	21238	No
228	GOM_NL__2PRFIN20060323_190016_000000432046_00142_21238_8531.N1	23-MAR-2006 19:00:16	Bright	42.500	62	94Bet Leo	2.1360	9700.0	85	21238	No
229	GOM_NL__2PRFIN20060323_190140_000000382046_00142_21238_8532.N1	23-MAR-2006 19:01:40	Bright	38.000	96	68Del Leo	2.5600	9300.0	76	21238	No
230	GOM_NL__2PRFIN20060323_190836_000000392046_00142_21238_8533.N1	23-MAR-2006 19:08:36	Bright	38.500	174	52Psi UMa	3.0040	4400.0	77	21238	No
231	GOM_NL__2PRFIN20060323_191153_000000362046_00142_21238_8534.N1	23-MAR-2006 19:11:53	Bright	36.000	82	48Bet UMa	2.3650	10600.	72	21238	No
232	GOM_NL__2PRFIN20060323_191325_000000352046_00142_21238_8535.N1	23-MAR-2006 19:13:25	Bright	34.500	36	50Alp UMa	1.8000	6300.0	69	21238	No
233	GOM_NL__2PRFIN20060323_192012_000000412046_00142_21238_8536.N1	23-MAR-2006 19:20:12	Bright	40.500	60	7Bet UMi	2.0810	3950.0	81	21238	No
234	GOM_NL__2PRFIN20060323_192859_000000362046_00142_21238_8537.N1	23-MAR-2006 19:28:59	Bright	36.000	89	5Alp Cep	2.4510	8000.0	72	21238	No
235	GOM_NL__2PRFIN20060323_193408_000000362046_00142_21238_8538.N1	23-MAR-2006 19:34:08	Bright	36.000	19	50Alp Cyg	1.2460	10500.	72	21238	No
236	GOM_NL__2PRFIN20060323_193544_000000412046_00142_21238_8539.N1	23-MAR-2006 19:35:44	Bright	40.500	66	37Gam Cyg	2.2080	5900.0	81	21238	No
237	GOM_NL__2PRFIN20060323_193734_000000402046_00142_21238_8540.N1	23-MAR-2006 19:37:34	Bright	40.000	92	53Eps Cyg	2.5000	4500.0	80	21238	No
238	GOM_NL__2PRFIN20060323_195956_000000472046_00142_21238_8541.N1	23-MAR-2006 19:59:56	Dark	47.000	103	38Zet Sgr	2.6000	9700.0	94	21238	No
239	GOM_NL__2PRFIN20060323_200837_000000432046_00143_21239_8522.N1	23-MAR-2006 20:08:37	Dark	42.500	141	Bet Ara	2.8400	4600.0	85	21239	No
240	GOM_NL__2PRFIN20060323_201203_000000392046_00143_21239_8523.N1	23-MAR-2006 20:12:03	Dark	39.000	134	Bet TrA	2.8100	6600.0	78	21239	No
241	GOM_NL__2PRFIN20060323_201446_000000562046_00143_21239_8524.N1	23-MAR-2006 20:14:46	Dark	56.000	4	Alp1Cen	-0.010000	5800.0	112	21239	No
242	GOM_NL__2PRFIN20060323_201708_000000452046_00143_21239_8525.N1	23-MAR-2006 20:17:08	Straylight	45.000	78	Alp Lup	2.3040	28000.	90	21239	No
243	GOM_NL__2PRFIN20060323_201900_000000422046_00143_21239_8526.N1	23-MAR-2006 20:19:00	Straylight	42.000	95	Zet Cen	2.5450	26000.	84	21239	No
244	GOM_NL__2PRFIN20060323_202043_000000382046_00143_21239_8527.N1	23-MAR-2006 20:20:43	Straylight	38.000	64	Gam Cen	2.2000	10600.	76	21239	No
245	GOM_NL__2PRFIN20060323_202307_000000482046_00143_21239_8528.N1	23-MAR-2006 20:23:07	Straylight	48.000	123	lot Cen	2.7500	10200.	96	21239	No
246	GOM_NL__2PRFIN20060323_202858_000000472046_00143_21239_8529.N1	23-MAR-2006 20:28:58	Straylight	46.500	171	2Eps Crv	3.0010	4250.0	93	21239	No
247	GOM_NL__2PRFIN20060323_203032_000000462046_00143_21239_8530.N1	23-MAR-2006 20:30:32	Tw_i_and_stray	46.000	100	4Gam Crv	2.5800	13100.	92	21239	No
248	GOM_NL__2PRFIN20060323_204052_000000412046_00143_21239_8531.N1	23-MAR-2006 20:40:52	Bright	41.000	62	94Bet Leo	2.1360	9700.0	82	21239	No
249	GOM_NL__2PRFIN20060323_204216_000000392046_00143_21239_8532.N1	23-MAR-2006 20:42:16	Bright	38.500	96	68Del Leo	2.5600	9300.0	77	21239	No
250	GOM_NL__2PRFIN20060323_204912_000000382046_00143_21239_8533.N1	23-MAR-2006 20:49:12	Bright	37.500	174	52Psi UMa	3.0040	4400.0	75	21239	No
251	GOM_NL__2PRFIN20060323_205229_000000352046_00143_21239_8534.N1	23-MAR-2006 20:52:29	Bright	35.000	82	48Bet UMa	2.3650	10600.	70	21239	No
252	GOM_NL__2PRFIN20060323_205400_000000352046_00143_21239_8535.N1	23-MAR-2006 20:54:00	Bright	35.000	36	50Alp UMa	1.8000	6300.0	70	21239	No
253	GOM_NL__2PRFIN20060323_210048_000000402046_00143_21239_8536.N1	23-MAR-2006 21:00:48	Bright	39.500	60	7Bet UMi	2.0810	3950.0	79	21239	No
254	GOM_NL__2PRFIN20060323_210935_000000362046_00143_21239_8537.N1	23-MAR-2006 21:09:35	Bright	36.000	89	5Alp Cep	2.4510	8000.0	72	21239	No
255	GOM_NL__2PRFIN20060323_211444_000000392046_00143_21239_8538.N1	23-MAR-2006 21:14:44	Bright	39.000	19	50Alp Cyg	1.2460	10500.	78	21239	No
256	GOM_NL__2PRFIN20060323_211620_000000412046_00143_21239_8539.N1	23-MAR-2006 21:16:20	Bright	40.500	66	37Gam Cyg	2.2080	5900.0	81	21239	No
257	GOM_NL__2PRFIN20060323_211810_000000402046_00143_21239_8540.N1	23-MAR-2006 21:18:10	Bright	39.500	92	53Eps Cyg	2.5000	4500.0	79	21239	No
258	GOM_NL__2PRFIN20060323_214033_000000492046_00143_21239_8541.N1	23-MAR-2006 21:40:33	Dark	49.000	103	38Zet Sgr	2.6000	9700.0	98	21239	No
259	GOM_NL__2PRFIN20060323_214913_000000442046_00144_21240_8522.N1	23-MAR-2006 21:49:13	Dark	44.000	141	Bet Ara	2.8400	4600.0	88	21240	No
260	GOM_NL__2PRFIN20060323_215239_000000392046_00144_21240_8523.N1	23-MAR-2006 21:52:39	Dark	38.500	134	Bet TrA	2.8100	6600.0	77	21240	No
261	GOM_NL__2PRFIN20060323_215522_000000502046_00144_21240_8524.N1	23-MAR-2006 21:55:22	Dark	49.500	4	Alp1Cen	-0.010000	5800.0	99	21240	No
262	GOM_NL__2PRFIN20060323_215745_000000462046_00144_21240_8525.N1	23-MAR-2006 21:57:45	Straylight	45.500	78	Alp Lup	2.3040	28000.	91	21240	No
263	GOM_NL__2PRFIN20060323_215937_000000412046_00144_21240_8526.N1	23-MAR-2006 21:59:37	Straylight	40.500	95	Zet Cen	2.5450	26000.	81	21240	No
264	GOM_NL__2PRFIN20060323_220119_000000412046_00144_21240_8527.N1	23-MAR-2006 22:01:19	Straylight	40.500	64	Gam Cen	2.2000	10600.	81	21240	No
265	GOM_NL__2PRFIN20060323_220343_000000472046_00144_21240_8528.N1	23-MAR-2006 22:03:43	Straylight	47.000	123	lot Cen	2.7500	10200.	94	21240	No
266	GOM_NL__2PRFIN20060323_220901_000000482046_00144_21240_8529.N1	23-MAR-2006 22:09:01	Straylight	48.000	106	9Bet Crv	2.6480	5600.0	96	21240	No
267	GOM_NL__2PRFIN20060323_221108_000000452046_00144_21240_8530.N1	23-MAR-2006 22:11:08	Tw_i_and_stray	44.500	100	4Gam Crv	2.5800	13100.	89	21240	No
268	GOM_NL__2PRFIN20060323_222127_000000402046_00144_21240_8531.N1	23-MAR-2006 22:21:27	Bright	40.000	62	94Bet Leo	2.1360	9700.0	80	21240	No
269	GOM_NL__2PRFIN20060323_222251_000000382046_00144_21240_8532.N1	23-MAR-2006 22:22:51	Bright	37.500	96	68Del Leo	2.5600	9300.0	75	21240	No
270	GOM_NL__2PRFIN20060323_222948_000000382046_00144_21240_8533.N1	23-MAR-2006 22:29:48	Bright	38.000	174	52Psi UMa	3.0040	4400.0	76	21240	No
271	GOM_NL__2PRFIN20060323_223305_000000362046_00144_21240_8534.N1	23-MAR-2006 22:33:05	Bright	35.500	82	48Bet UMa	2.3650	10600.	71	21240	No
272	GOM_NL__2PRFIN20060323_223436_000000392046_00144_21240_8535.N1	23-MAR-2006 22:34:36	Bright	39.000	36	50Alp UMa	1.8000	6300.0	78	21240	No
273	GOM_NL__2PRFIN20060323_224124_000000402046_00144_21240_8536.N1	23-MAR-2006 22:41:24	Bright	40.000	60	7Bet UMi	2.0810	3950.0	80	21240	No
274	GOM_NL__2PRFIN20060323_225011_000000452046_00144_21240_8537.N1	23-MAR-2006 22:50:11	Bright	45.000	89	5Alp Cep	2.4510	8000.0	90	21240	No
275	GOM_NL__2PRFIN20060323_225520_000000372046_00144_21240_8538.N1	23-MAR-2006 22:55:20	Bright	36.500	19	50Alp Cyg	1.2460	10500.	73	21240	No
276	GOM_NL__2PRFIN20060323_225656_000000382046_00144_21240_8539.N1	23-MAR-2006 22:56:56	Bright	38.000	66	37Gam Cyg	2.2080	5900.0	76	21240	No
277	GOM_NL__2PRFIN20060323_225846_000000362046_00144_21240_8540.N1	23-MAR-2006 22:58:46	Bright	36.000	92	53Eps Cyg	2.5000	4500.0	72	21240	No
278	GOM_NL__2PRFIN20060323_232110_000000482046_00144_21240_8541.N1	23-MAR-2006 23:21:10	Dark	47.500	103	38Zet Sgr	2.6000	9700.0	95	21240	No

279	GOM_NL__2PRFIN20060323_232950_000000422046_00145_21241_8522.N1	23-MAR-2006 23:29:50	Dark	42.000	141	Bet Ara	2.8400	4600.0	84	21241	No
280	GOM_NL__2PRFIN20060323_233316_000000382046_00145_21241_8523.N1	23-MAR-2006 23:33:16	Dark	38.000	134	Bet TrA	2.8100	6600.0	76	21241	No
281	GOM_NL__2PRFIN20060323_233559_000000532046_00145_21241_8524.N1	23-MAR-2006 23:35:59	Dark	53.000	4	Alp1Cen	-0.010000	5800.0	106	21241	No
282	GOM_NL__2PRFIN20060323_233822_000000452046_00145_21241_8525.N1	23-MAR-2006 23:38:22	Straylight	44.500	78	Alp Lup	2.3040	28000.	89	21241	No
283	GOM_NL__2PRFIN20060323_234013_000000422046_00145_21241_8526.N1	23-MAR-2006 23:40:13	Straylight	41.500	95	Zet Cen	2.5450	26000.	83	21241	No
284	GOM_NL__2PRFIN20060323_234155_000000432046_00145_21241_8527.N1	23-MAR-2006 23:41:55	Straylight	42.500	64	Gam Cen	2.2000	10600.	85	21241	No
285	GOM_NL__2PRFIN20060323_234420_000000482046_00145_21241_8528.N1	23-MAR-2006 23:44:20	Straylight	47.500	123	Iot Cen	2.7500	10200.	95	21241	No
286	GOM_NL__2PRFIN20060323_234937_000000472046_00145_21241_8529.N1	23-MAR-2006 23:49:37	Straylight	46.500	106	9Bet Crv	2.6480	5600.0	93	21241	No
287	GOM_NL__2PRFIN20060323_235144_000000452046_00145_21241_8530.N1	23-MAR-2006 23:51:44	Twilight_stray	45.000	100	4Gam Crv	2.5800	13100.	90	21241	No

3. Quality information per product

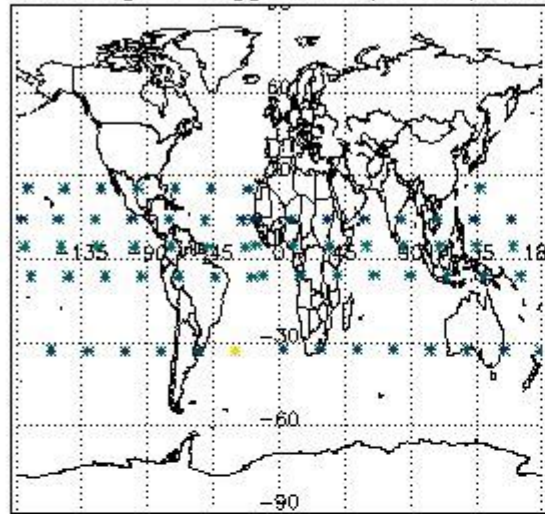
In this section it is plotted some information contained in the Quality Summary data set of the level 2 products. Only products in dark limb conditions and without errors (error flag in the MPH set to "0") are used.

3.1 Plot quality information per product (time dependant)

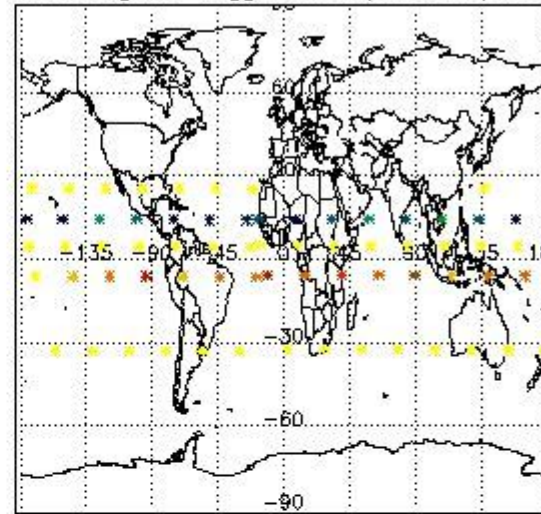


3.2 Plot quality information per product (world map)


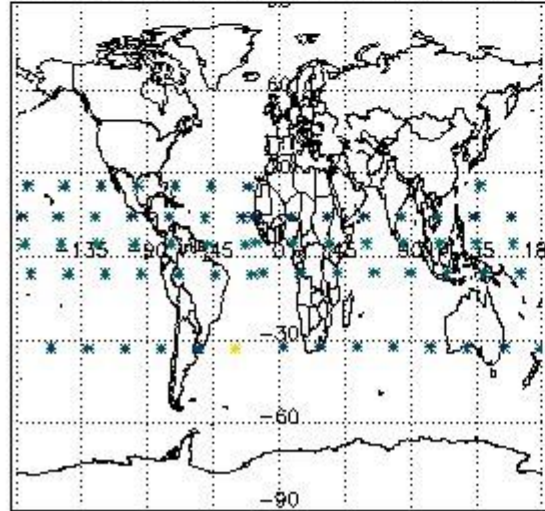
Percentage of flagged data per O3 profile



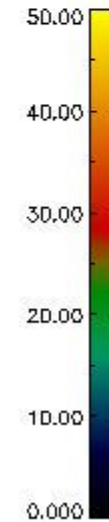
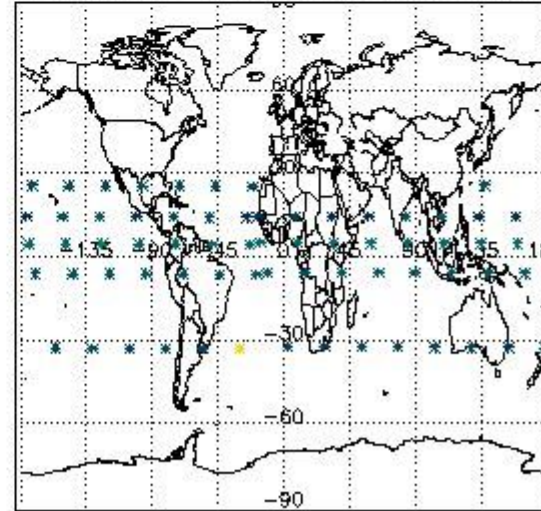
Percentage of flagged data per H2O profile



Percentage of flagged data per NO2 profile



Percentage of flagged data per NO3 profile

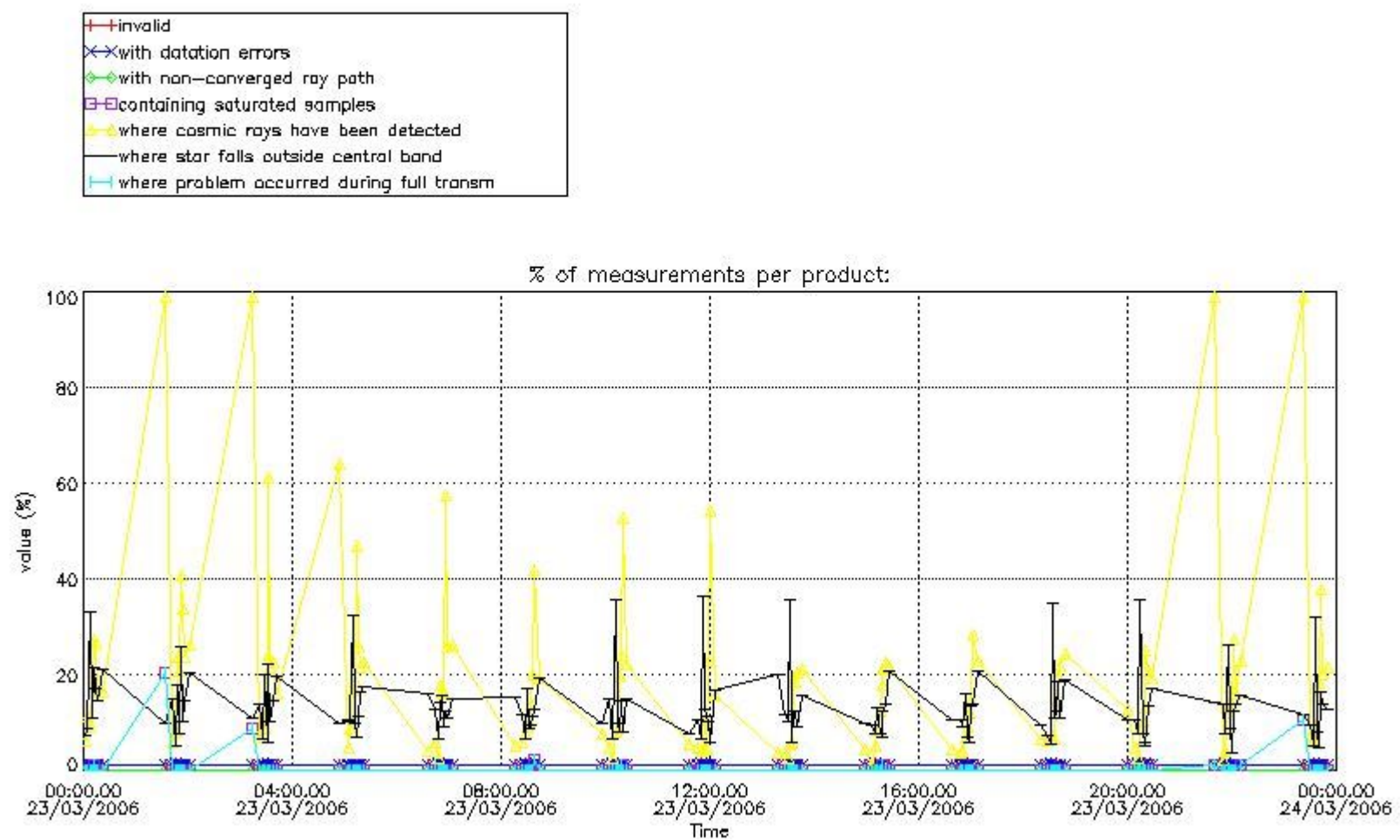


4. Level 1 quality information per product

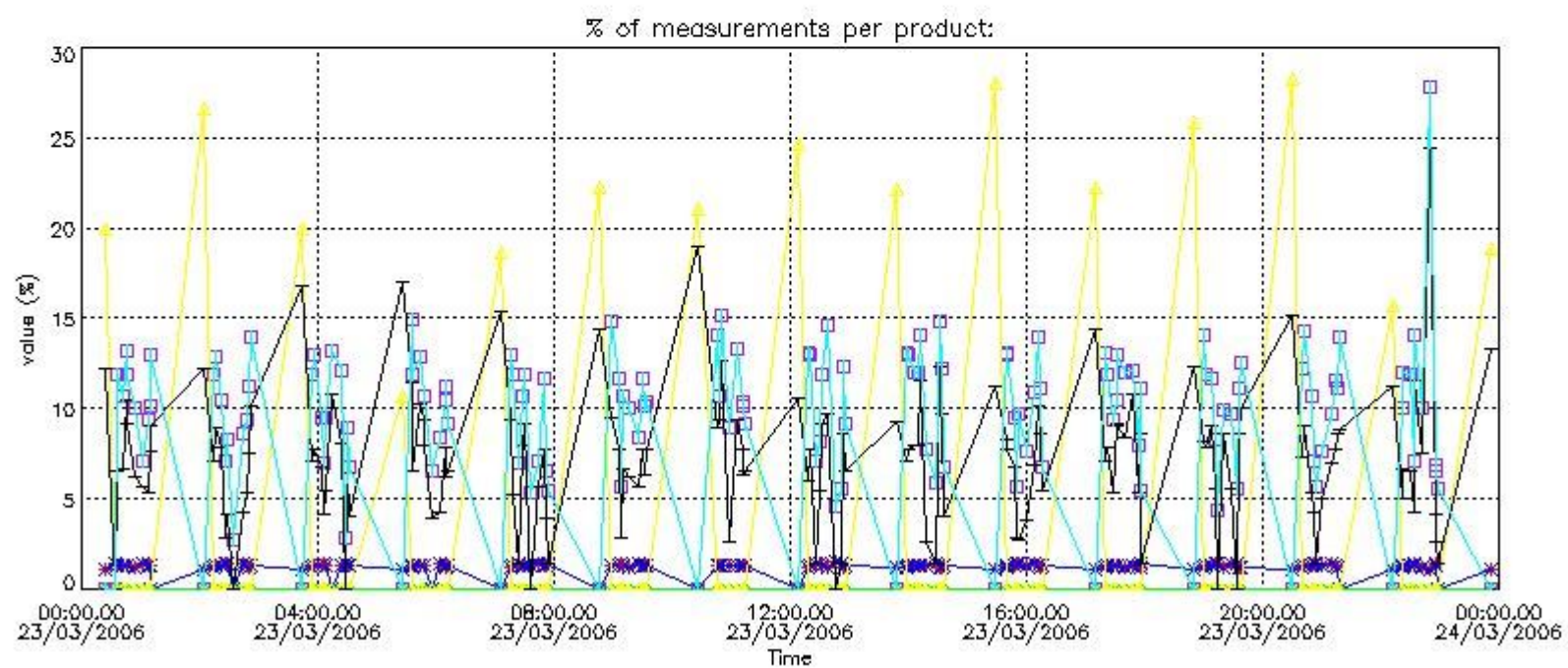
In this section it is plotted some information contained in the Quality Summary data set of the level 2 products that comes from the level 1b processing. Products without errors (error flag in the MPH set to "0") are used.

4.1 Plot quality information per product (time dependant) coming from level 1b processing

4.1.1 Plot level 1 quality information per product (time dependant): ENVISAT ASCENDING passes

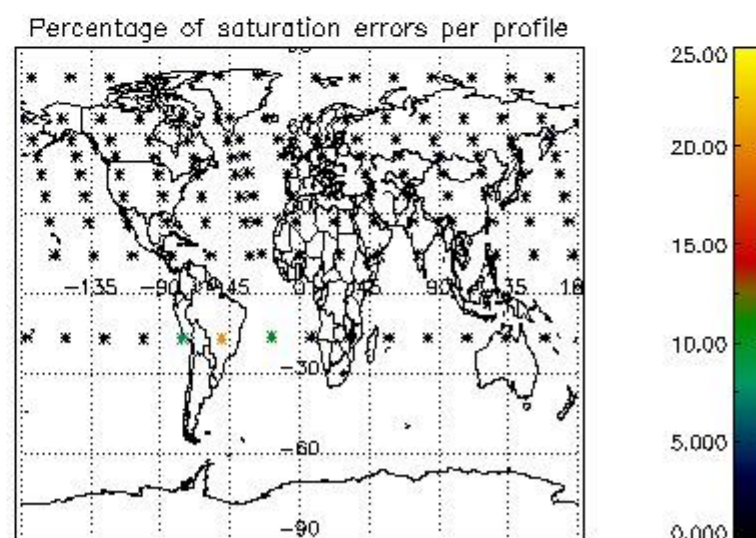
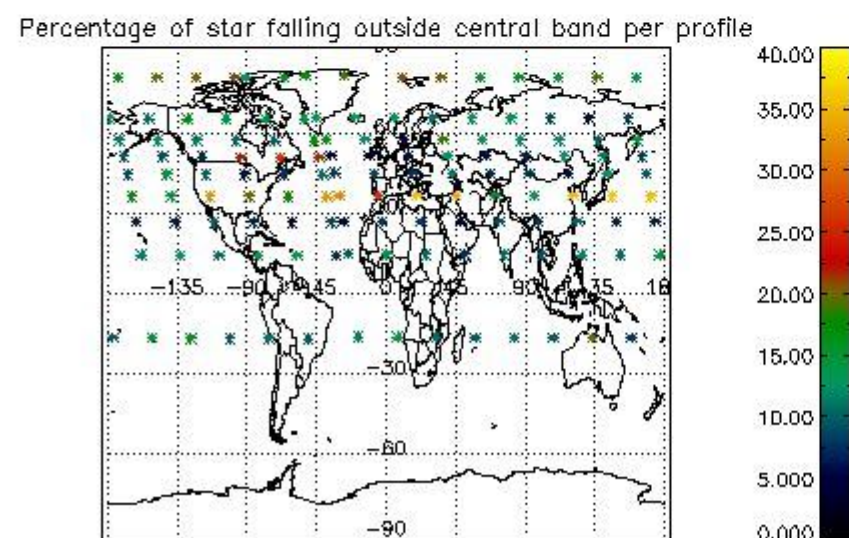
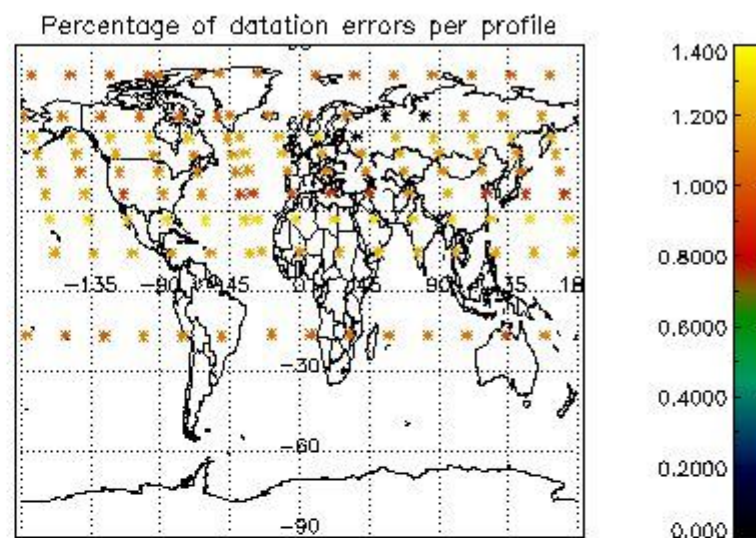
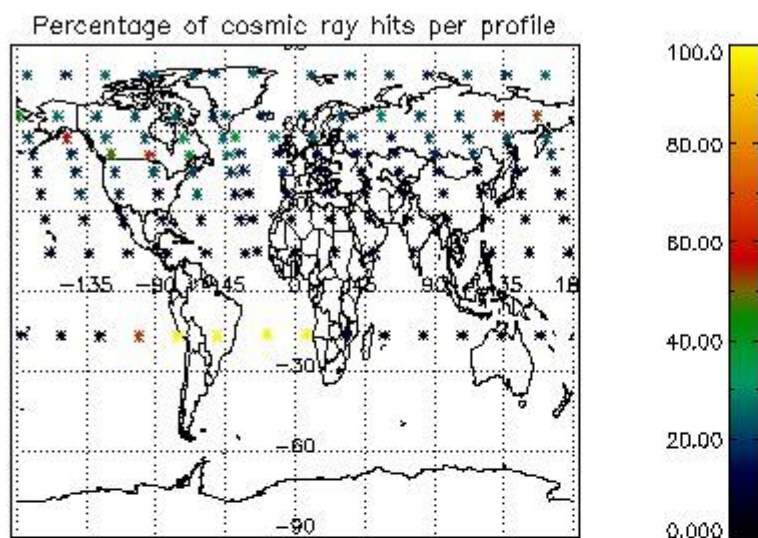


4.1.2 Plot level 1 quality information per product (time dependant): ENVI SAT DESCENDING passes

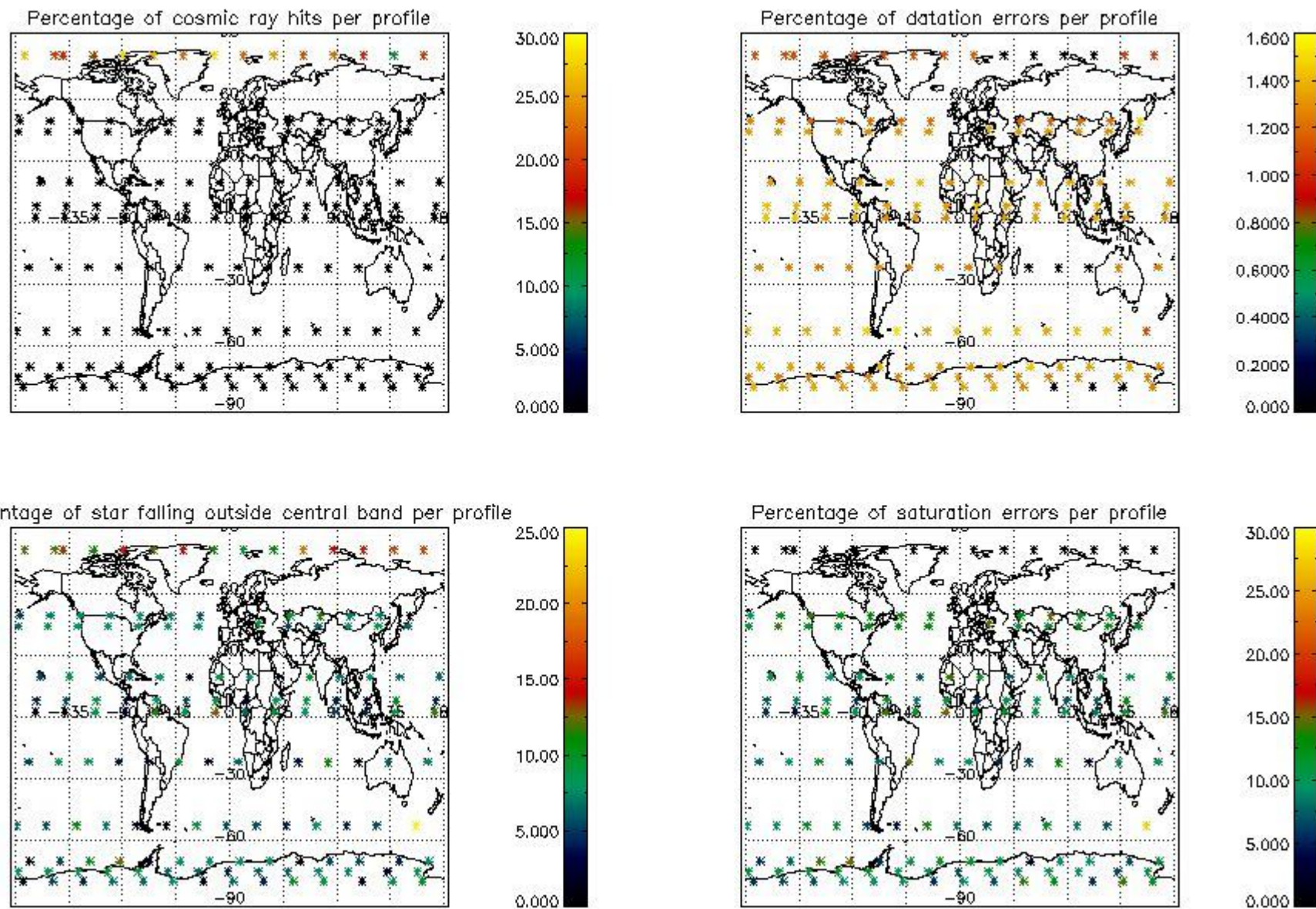


4.2 Plot quality information per product coming from level 1b processing (world map)

4.2.1 Plot level 1 quality information per product (world map): ENVISAT ASCENDING passes



4.2.2 Plot level 1 quality information per product (world map): ENVISAT DESCENDING passes



5. Trace gas profiles

5.1 Ozone statistics based on quality of products

The final quality of the products can be "measured" using the STD (Standard Deviation) attached to every point profile. This information is written to the parameter GOM_NL__2P/NL_LOCAL_SPECIES_DENSITY/o3_std of the level 2 products. The table below shows the statistics for given STD ranges.

The statistics are given with respect to the overall valid production:

- Products without fatal errors: GOM_NL__2P/MPH/PRODUCT_ERR=0
- Valid point profile: GOM_NL__2P/NL_LOCAL_SPECIES_DENSITY/pcd(0)=0

The 'Criteria' is applied to valid points of dark limb products:

- Products in dark limb illumination condition: GOM_NL__2P/NL_SUMMARY_QUALITY/obs_ill_cond=0
- Products without fatal errors: GOM_NL__2P/MPH/PRODUCT_ERR=0
- Valid point profile: GOM_NL__2P/NL_LOCAL_SPECIES_DENSITY/pcd(0)=0

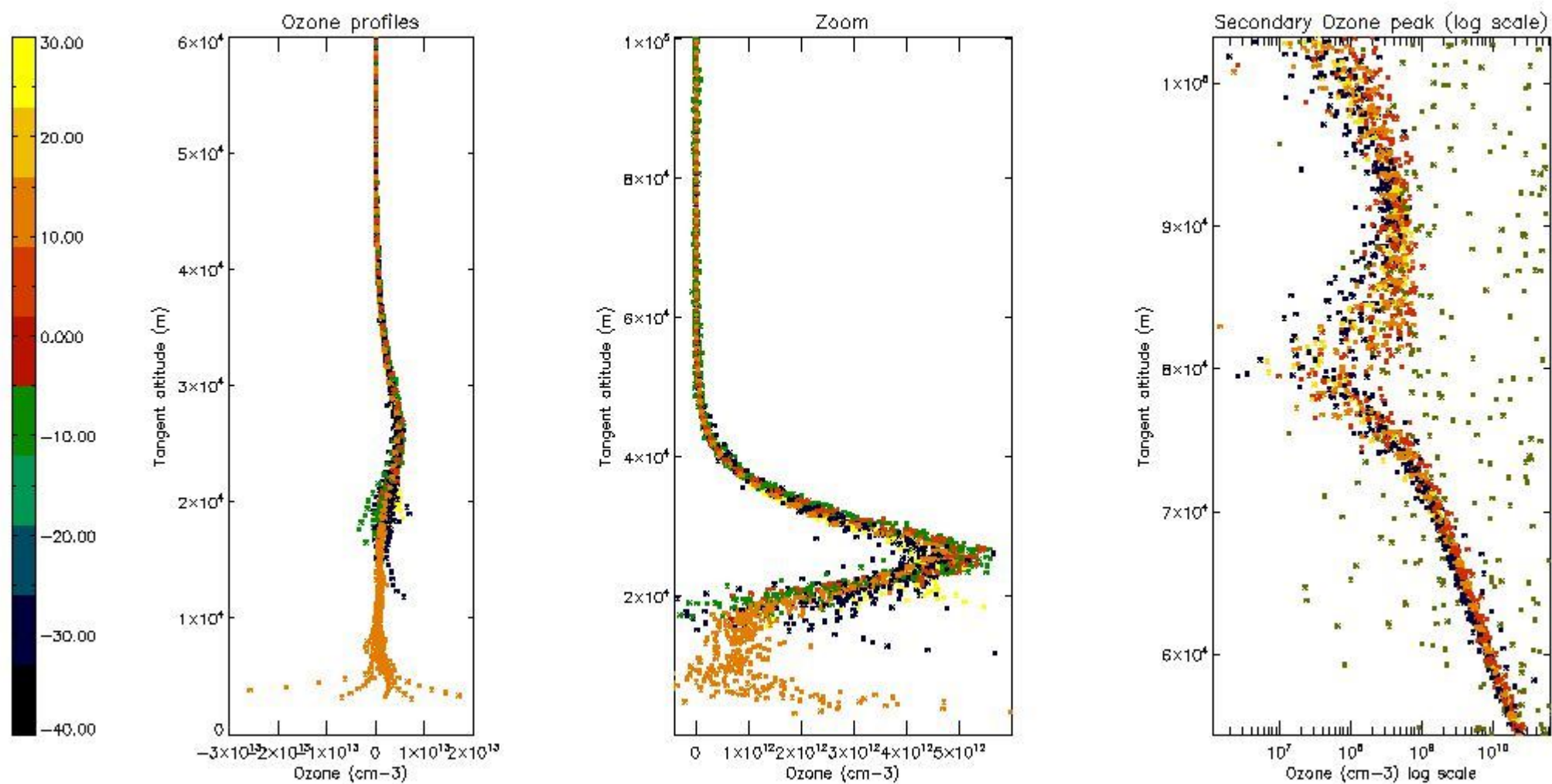
So, the table below shows the percentage of dark limb and valid observations for each criteria with respect to the overall valid daily observations.

Criteria	% of total production
All STD	26
STD < 20	13

STD < 10	10
STD < 5	5

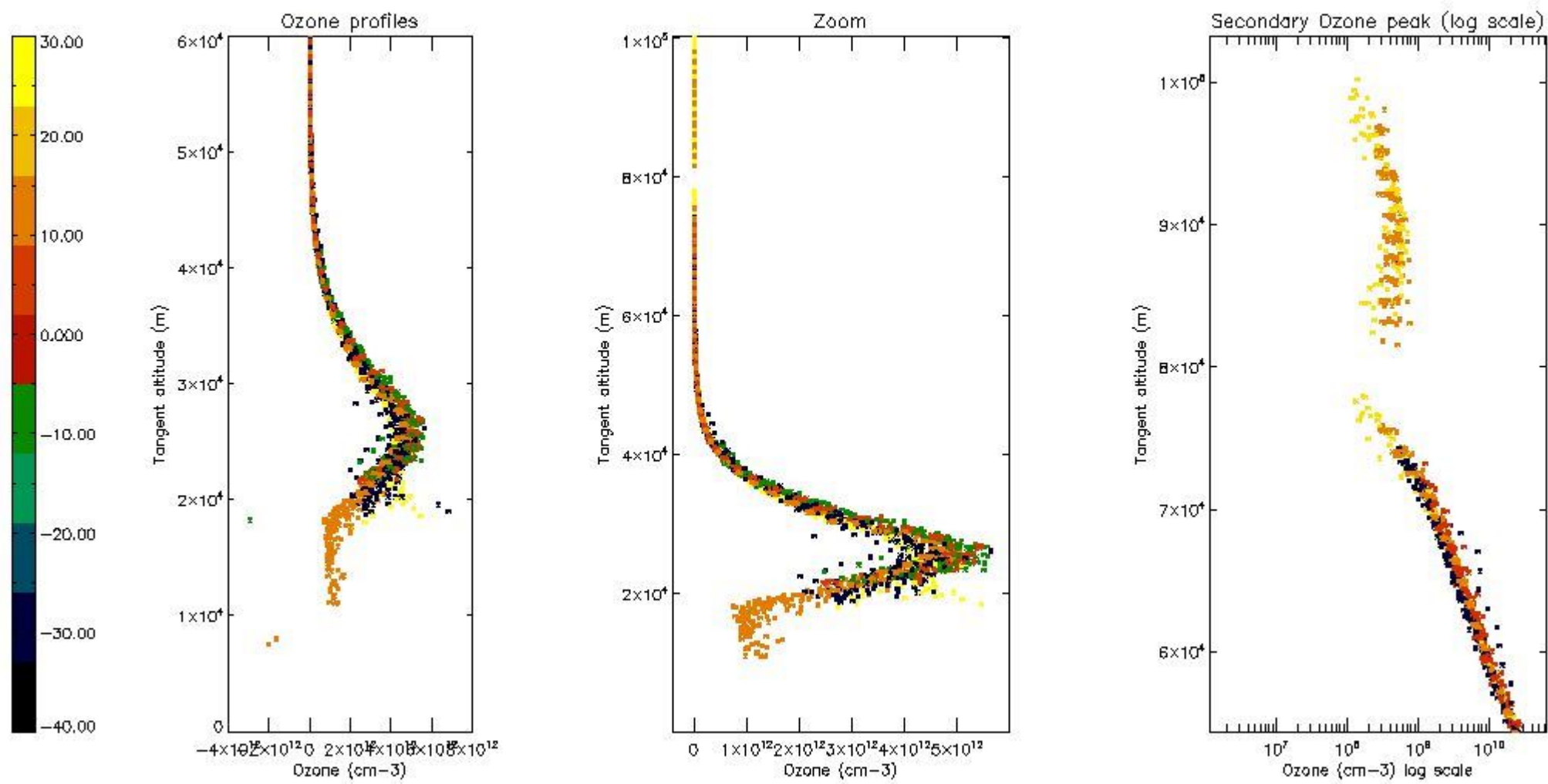
5.2 Plot ozone profiles for all STD (dark without errors)

The colorbar represents the latitude.



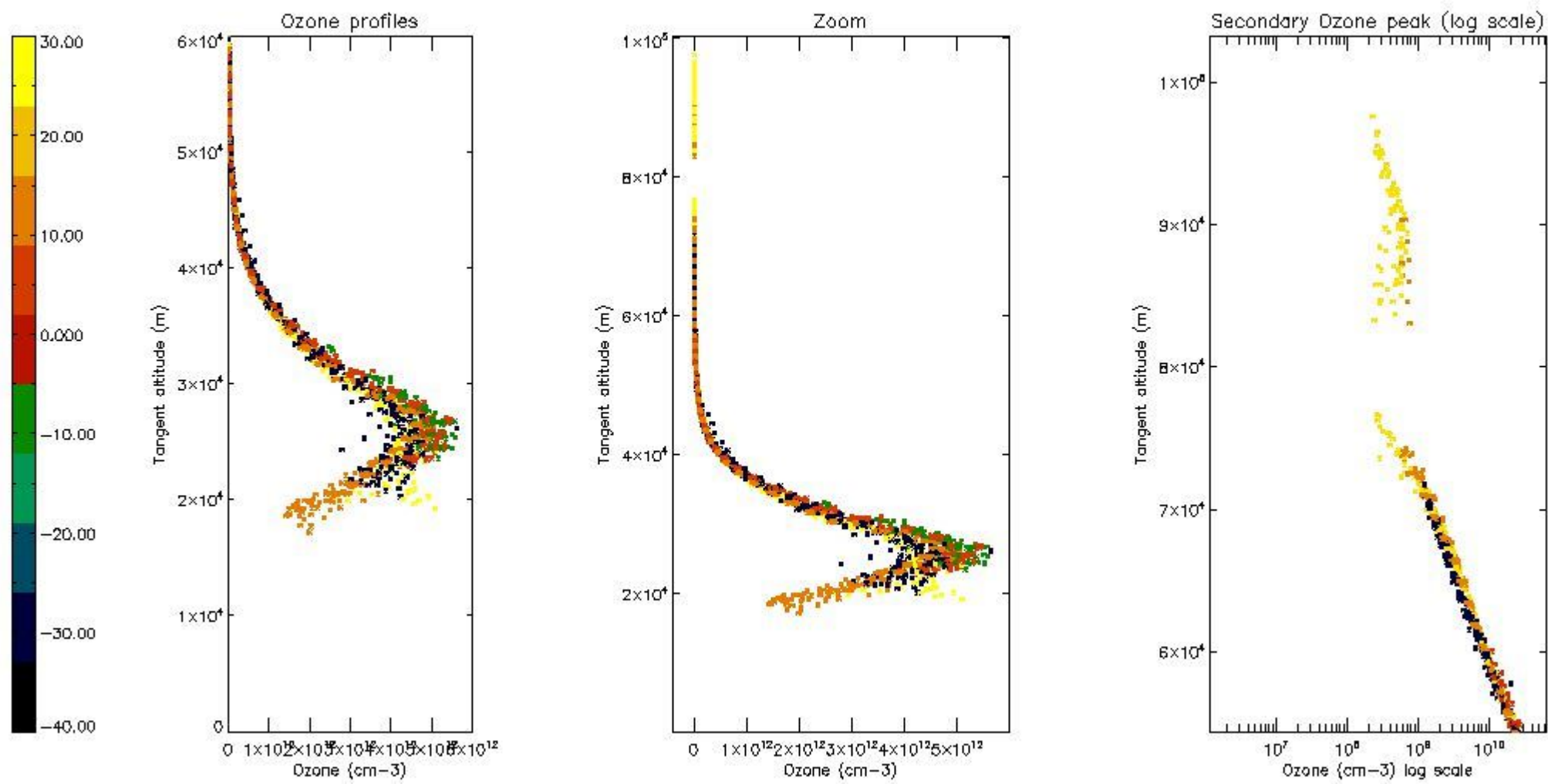
5.3 Plot ozone profiles where STD < 20% (dark without errors)

The colorbar represents the latitude.



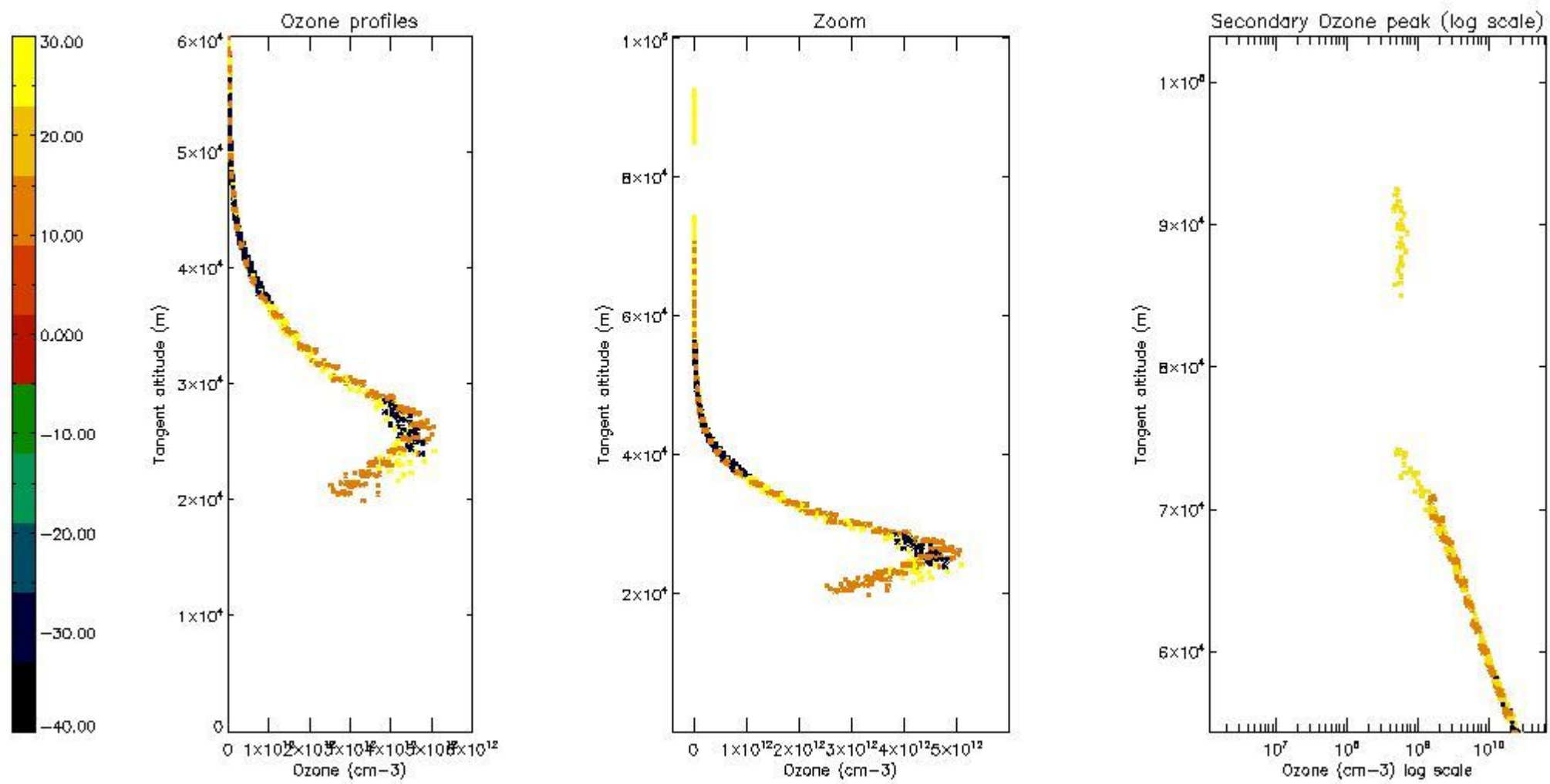
5.4 Plot ozone profiles where STD < 10% (dark without errors)

The colorbar represents the latitude.



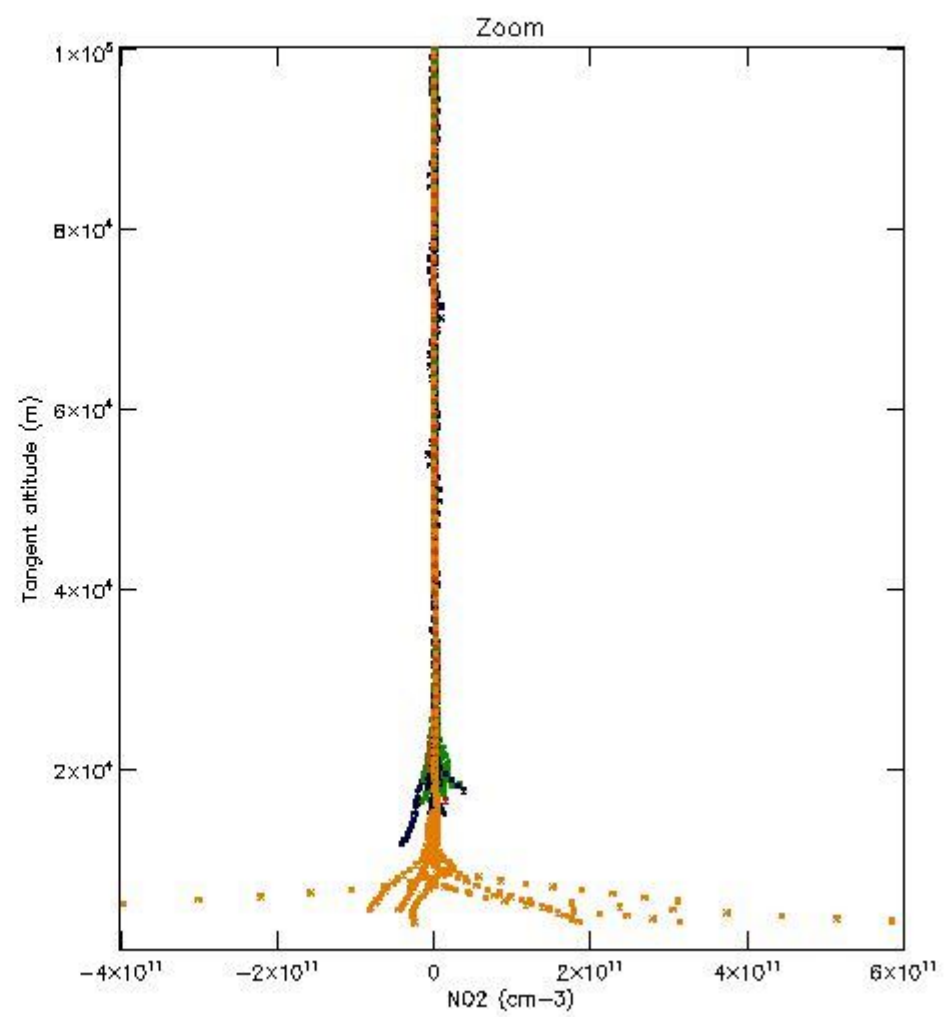
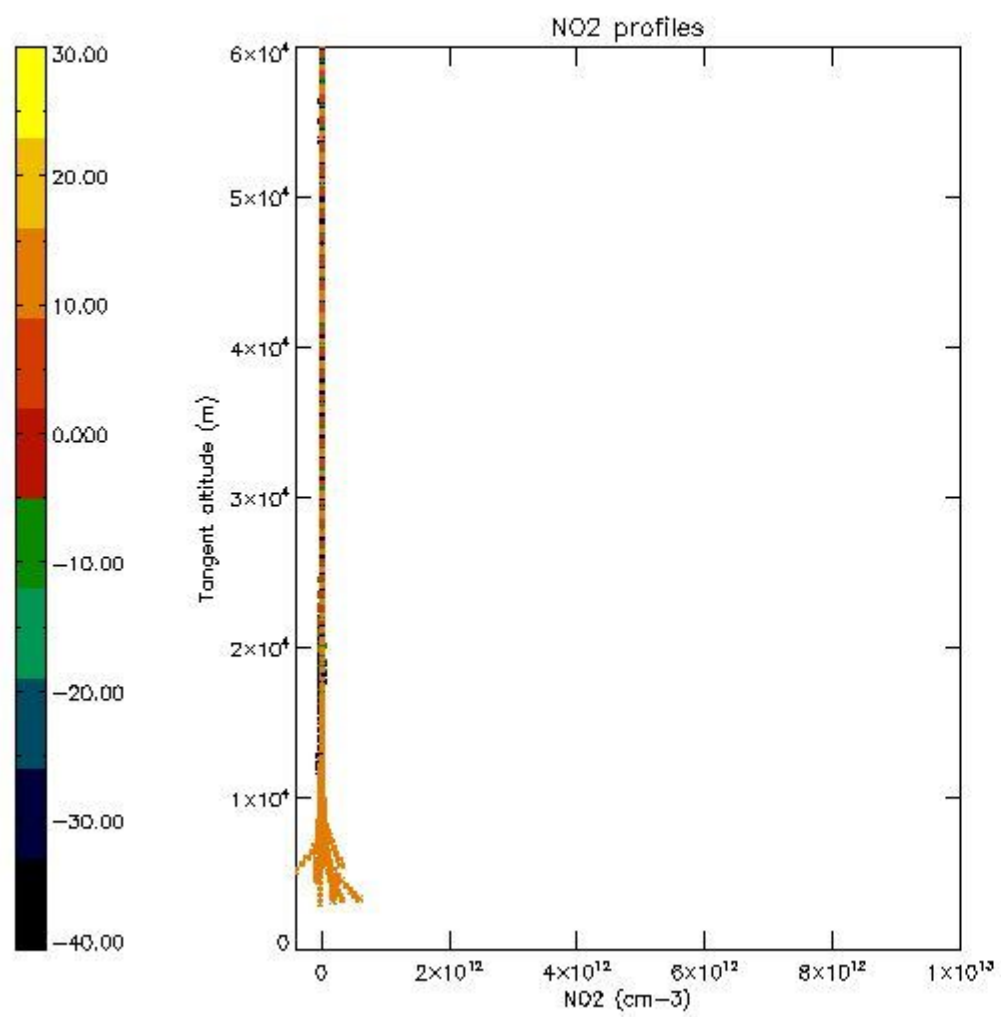
5.5 Plot ozone profiles where STD < 5% (dark without errors)

The colorbar represents the latitude.



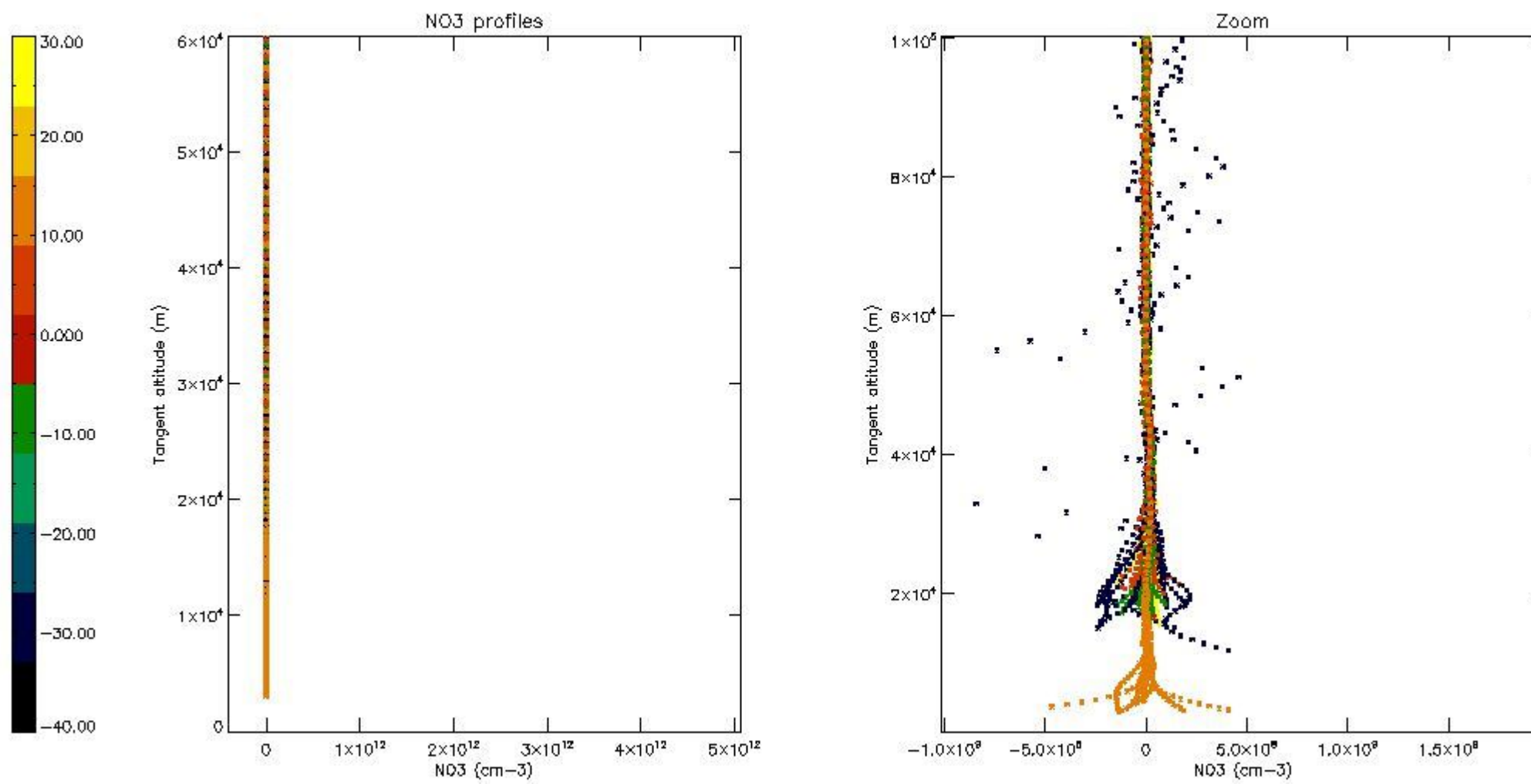
5.6 Plot NO₂ profiles for all STD (dark without errors)

The colorbar represents the latitude.



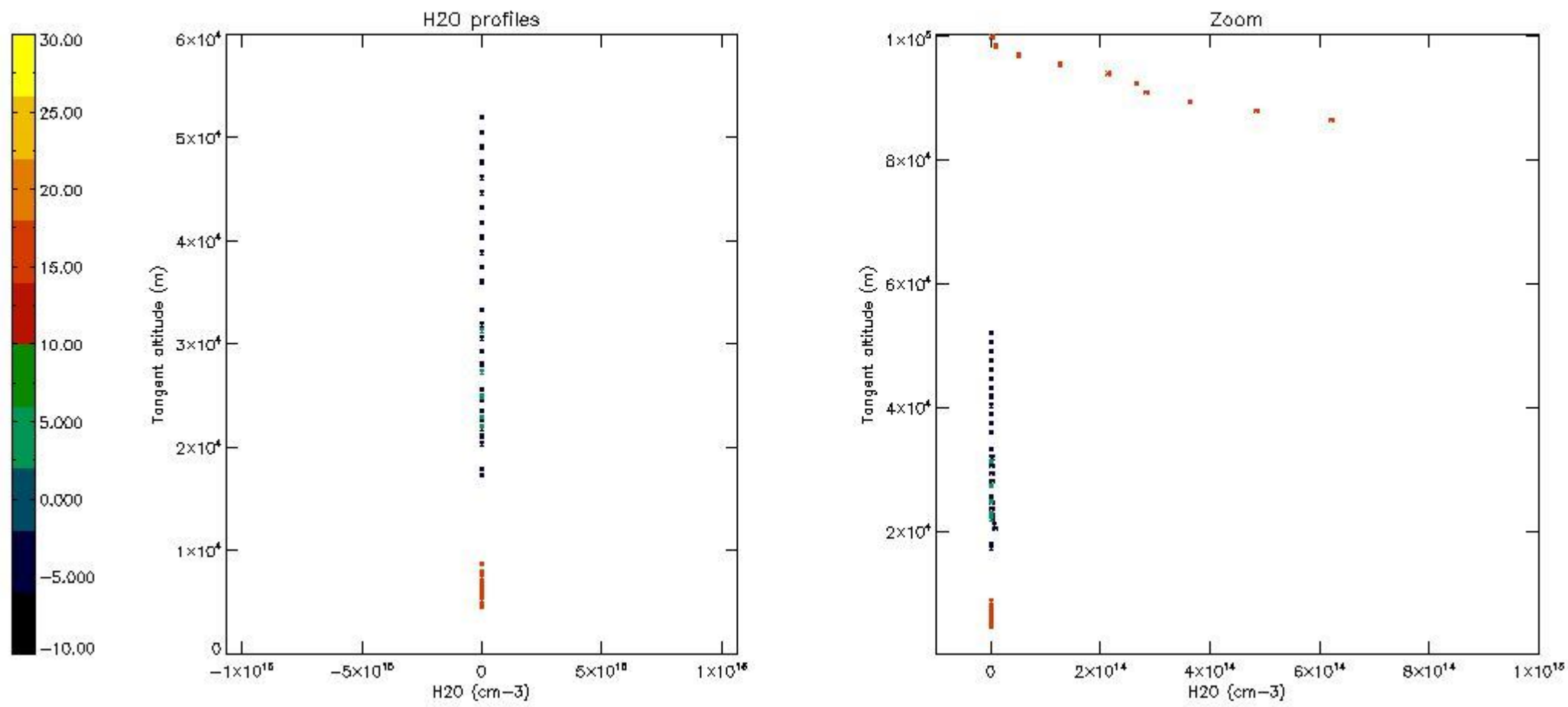
5.7 Plot NO₃ profiles for all STD (dark without errors)

The colorbar represents the latitude.



5.8 Plot H2O profiles for all STD (only for occultations of stars 1,2,3,4,13,14,16,26,63 dark without errors)

The colorbar represents the latitude.



6. Auxiliary Data Files used for the production reported in section 2

The number reported in the third column indicates since which file (see list in section 2) the corresponding auxiliary file has been used. The fourth column is the date of those product files.

Type	Auxiliary Filename	Used since product	Used since product date
INST_PHYS_CHARACTERISTICS	GOM_INS_AXVIEC20091111_143220_20030716_120000_20500101_000000	1	23-MAR-2006 00:01:17
LEVEL-2_PROC_CONFIG	GOM_PR2_AXVIEC20091111_152718_20020301_000000_20500101_000000	1	23-MAR-2006 00:01:17
CROSS_SECTIONS_FILE	GOM_CRS_AXVIEC20091111_154832_20020301_000000_20500101_000000	1	23-MAR-2006 00:01:17

GOMOS Level 2 Daily Report

SUMMARY

[1. General Info](#)

[2. Summary of processed GOM_NL_2P products](#)

[3. Level 2 Quality information per product](#)

[3.1 Plot of level 2 quality information per product \(time dependant\)](#)

[3.2 Plot of level 2 quality information per product \(world map\)](#)

[4. Level 1 Quality information per product \(stored on level 2 products\)](#)

[4.1 Plot of level 1 quality information per product \(time dependant\)](#)

[4.1.1 Plot of level 1 quality information per product \(time dependant\): ASCENDING](#)

[4.1.2 Plot of level 1 quality information per product \(time dependant\): DESCENDING](#)

[4.2 Plot of level 1 quality information per product \(world map\)](#)

[4.2.1 Plot of level 1 quality information per product \(world map\): ASCENDING](#)

[4.2.2 Plot of level 1 quality information per product \(world map\): DESCENDING](#)

[5. Ozone profiles based on quality statistics and other trace gas profiles](#)

[5.1 Ozone statistics based on quality of products](#)

[5.2 Plot ozone profiles for all STD \(dark without errors\)](#)

[5.3 Plot ozone profiles where STD < 20% \(dark without errors\)](#)

[5.4. Plot ozone profiles where STD < 10% \(dark without errors\)](#)

[5.5. Plot ozone profiles where STD < 5% \(dark without errors\)](#)

[5.6 Plot NO2 profiles for all STD \(dark without errors\)](#)

[5.7 Plot NO3 profiles for all STD \(dark without errors\)](#)

[5.8 Plot H2O profiles \(only for occultations of stars 1,2,3,4,13,14,16,26,63 dark without errors\) for all STD](#)

[6. Auxiliary Data Files used for the production reported in section 2](#)

This report presents the daily analysis on parameters extracted from GOMOS level 2 data (GOM_NL__2P). It is intended to monitor some important parameters that will impact the quality of these products. A list of level 2 products (and content) that have arrived during the reporting day to the PCF is also given.

Item	Value
Time of report generation	22APR2013 17:20:39
Data source version	GOMOS/6.01
Start time of products	23-03-2006 (23MAR2006 00:00:00)
Stop time of products	24-03-2006 (24MAR2006 00:00:00)
Store outputs in DB	Yes
Nb of level 2 prods	287
Nb of prods with errors	1

2. Summary of processed GOM_NL__2P products.

Nr	Filename	UTC Start time	Limb	Duration	Star Id	Star Name	Star Mag	Star Temp	Nb Meas	Orbit	Prod. error
1	GOM_NL__2PRFIN20060323_000117_000000412046_00131_21227_8501.N1	23-MAR-2006 00:01:17	Dark	41.000	141	Bet Ara	2.8400	4600.0	82	21227	No
2	GOM_NL__2PRFIN20060323_000445_000000402046_00131_21227_8502.N1	23-MAR-2006 00:04:45	Dark	39.500	134	Bet TrA	2.8100	6600.0	79	21227	No
3	GOM_NL__2PRFIN20060323_000728_000000552046_00131_21227_8503.N1	23-MAR-2006 00:07:28	Dark	54.500	4	Alp1Cen	-0.010000	5800.0	109	21227	No
4	GOM_NL__2PRFIN20060323_000948_000000472046_00131_21227_8504.N1	23-MAR-2006 00:09:48	Dark	46.500	78	Alp Lup	2.3040	28000.	93	21227	No
5	GOM_NL__2PRFIN20060323_001137_000000442046_00131_21227_8505.N1	23-MAR-2006 00:11:37	Straylight	44.000	26	Gam Cru	1.6240	2900.0	88	21227	No
6	GOM_NL__2PRFIN20060323_001327_000000442046_00131_21227_8506.N1	23-MAR-2006 00:13:27	Straylight	43.500	64	Gam Cen	2.2000	10600.	87	21227	No
7	GOM_NL__2PRFIN20060323_001550_000000492046_00131_21227_8507.N1	23-MAR-2006 00:15:50	Straylight	48.500	123	Iot Cen	2.7500	10200.	97	21227	No
8	GOM_NL__2PRFIN20060323_002111_000000522046_00131_21227_8508.N1	23-MAR-2006 00:21:11	Straylight	52.000	106	9Bet Crv	2.6480	5600.0	104	21227	No
9	GOM_NL__2PRFIN20060323_002319_000000452046_00131_21227_8509.N1	23-MAR-2006 00:23:19	Tw_i_and_stray	45.000	100	4Gam Crv	2.5800	13100.	90	21227	No
10	GOM_NL__2PRFIN20060323_003344_000000342046_00131_21227_8510.N1	23-MAR-2006 00:33:44	Bright	34.000	62	94Bet Leo	2.1360	9700.0	68	21227	No
11	GOM_NL__2PRFIN20060323_003506_000000382046_00131_21227_8511.N1	23-MAR-2006 00:35:06	Bright	38.000	96	68Del Leo	2.5600	9300.0	76	21227	No
12	GOM_NL__2PRFIN20060323_004204_000000382046_00131_21227_8512.N1	23-MAR-2006 00:42:04	Bright	37.500	174	52Psi UMa	3.0040	4400.0	75	21227	No
13	GOM_NL__2PRFIN20060323_004520_000000382046_00131_21227_8513.N1	23-MAR-2006 00:45:20	Bright	38.000	82	48Bet UMa	2.3650	10600.	76	21227	No
14	GOM_NL__2PRFIN20060323_004651_000000382046_00131_21227_8514.N1	23-MAR-2006 00:46:51	Bright	38.000	36	50Alp UMa	1.8000	6300.0	76	21227	No
15	GOM_NL__2PRFIN20060323_005341_000000402046_00131_21227_8515.N1	23-MAR-2006 00:53:41	Bright	40.000	60	7Bet UMi	2.0810	3950.0	80	21227	No
16	GOM_NL__2PRFIN20060323_010224_000000362046_00131_21227_8516.N1	23-MAR-2006 01:02:24	Bright	35.500	89	5Alp Cep	2.4510	8000.0	71	21227	No
17	GOM_NL__2PRFIN20060323_010733_000000382046_00131_21227_8517.N1	23-MAR-2006 01:07:33	Bright	37.500	19	50Alp Cyg	1.2460	10500.	75	21227	No
18	GOM_NL__2PRFIN20060323_010908_000000402046_00131_21227_8518.N1	23-MAR-2006 01:09:08	Bright	39.500	66	37Gam Cyg	2.2080	5900.0	79	21227	No
19	GOM_NL__2PRFIN20060323_011058_000000392046_00131_21227_8519.N1	23-MAR-2006 01:10:58	Bright	38.500	92	53Eps Cyg	2.5000	4500.0	77	21227	No
20	GOM_NL__2PRFIN20060323_013311_000000472046_00131_21227_8520.N1	23-MAR-2006 01:33:11	Dark	46.500	103	38Zet Sgr	2.6000	9700.0	93	21227	No
21	GOM_NL__2PRFIN20060323_014154_000000442046_00132_21228_8501.N1	23-MAR-2006 01:41:54	Dark	44.000	141	Bet Ara	2.8400	4600.0	88	21228	No
22	GOM_NL__2PRFIN20060323_014522_000000382046_00132_21228_8502.N1	23-MAR-2006 01:45:22	Dark	38.000	134	Bet TrA	2.8100	6600.0	76	21228	No
23	GOM_NL__2PRFIN20060323_014805_000000452046_00132_21228_8503.N1	23-MAR-2006 01:48:05	Dark	44.500	4	Alp1Cen	-0.010000	5800.0	89	21228	No
24	GOM_NL__2PRFIN20060323_015025_000000462046_00132_21228_8504.N1	23-MAR-2006 01:50:25	Dark	45.500	78	Alp Lup	2.3040	28000.	91	21228	No
25	GOM_NL__2PRFIN20060323_015213_000000472046_00132_21228_8505.N1	23-MAR-2006 01:52:13	Straylight	46.500	26	Gam Cru	1.6240	2900.0	93	21228	No
26	GOM_NL__2PRFIN20060323_015403_000000402046_00132_21228_8506.N1	23-MAR-2006 01:54:03	Straylight	40.000	64	Gam Cen	2.2000	10600.	80	21228	No
27	GOM_NL__2PRFIN20060323_015626_000000492046_00132_21228_8507.N1	23-MAR-2006 01:56:26	Straylight	48.500	123	Iot Cen	2.7500	10200.	97	21228	No
28	GOM_NL__2PRFIN20060323_020147_000000522046_00132_21228_8508.N1	23-MAR-2006 02:01:47	Straylight	51.500	106	9Bet Crv	2.6480	5600.0	103	21228	No
29	GOM_NL__2PRFIN20060323_020355_000000452046_00132_21228_8509.N1	23-MAR-2006 02:03:55	Tw_i_and_stray	45.000	100	4Gam Crv	2.5800	13100.	90	21228	No
30	GOM_NL__2PRFIN20060323_021419_000000422046_00132_21228_8510.N1	23-MAR-2006 02:14:19	Bright	42.000	62	94Bet Leo	2.1360	9700.0	84	21228	No
31	GOM_NL__2PRFIN20060323_021542_000000392046_00132_21228_8511.N1	23-MAR-2006 02:15:42	Bright	39.000	96	68Del Leo	2.5600	9300.0	78	21228	No
32	GOM_NL__2PRFIN20060323_022239_000000382046_00132_21228_8512.N1	23-MAR-2006 02:22:39	Bright	38.000	174	52Psi UMa	3.0040	4400.0	76	21228	No
33	GOM_NL__2PRFIN20060323_022556_000000362046_00132_21228_8513.N1	23-MAR-2006 02:25:56	Bright	35.500	82	48Bet UMa	2.3650	10600.	71	21228	No
34	GOM_NL__2PRFIN20060323_022727_000000362046_00132_21228_8514.N1	23-MAR-2006 02:27:27	Bright	36.000	36	50Alp UMa	1.8000	6300.0	72	21228	No
35	GOM_NL__2PRFIN20060323_023416_000000362046_00132_21228_8515.N1	23-MAR-2006 02:34:16	Bright	36.000	60	7Bet UMi	2.0810	3950.0	72	21228	No
36	GOM_NL__2PRFIN20060323_024300_000000352046_00132_21228_8516.N1	23-MAR-2006 02:43:00	Bright	35.000	89	5Alp Cep	2.4510	8000.0	70	21228	No
37	GOM_NL__2PRFIN20060323_024809_000000382046_00132_21228_8517.N1	23-MAR-2006 02:48:09	Bright	37.500	19	50Alp Cyg	1.2460	10500.	75	21228	No
38	GOM_NL__2PRFIN20060323_024944_000000402046_00132_21228_8518.N1	23-MAR-2006 02:49:44	Bright	40.000	66	37Gam Cyg	2.2080	5900.0	80	21228	No
39	GOM_NL__2PRFIN20060323_025134_000000402046_00132_21228_8519.N1	23-MAR-2006 02:51:34	Bright	39.500	92	53Eps Cyg	2.5000	4500.0	79	21228	No
40	GOM_NL__2PRFIN20060323_031347_000000462046_00132_21228_8520.N1	23-MAR-2006 03:13:47	Dark	46.000	103	38Zet Sgr	2.6000	9700.0	92	21228	No
41	GOM_NL__2PRFIN20060323_032230_000000442046_00133_21229_8502.N1	23-MAR-2006 03:22:30	Dark	43.500	141	Bet Ara	2.8400	4600.0	87	21229	No
42	GOM_NL__2PRFIN20060323_032558_000000392046_00133_21229_8503.N1	23-MAR-2006 03:25:58	Dark	38.500	134	Bet TrA	2.8100	6600.0	77	21229	No

43	GOM_NL__2PRFIN20060323_032841_000000452046_00133_21229_8504.N1	23-MAR-2006 03:28:41	Dark	45.000	4	Alp1Cen	-0.010000	5800.0	90	21229	No
44	GOM_NL__2PRFIN20060323_033102_000000442046_00133_21229_8505.N1	23-MAR-2006 03:31:02	Dark	44.000	78	Alp Lup	2.3040	28000.	88	21229	No
45	GOM_NL__2PRFIN20060323_033250_000000452046_00133_21229_8506.N1	23-MAR-2006 03:32:50	Straylight	45.000	26	Gam Cru	1.6240	2900.0	90	21229	No
46	GOM_NL__2PRFIN20060323_033440_000000402046_00133_21229_8507.N1	23-MAR-2006 03:34:40	Straylight	39.500	64	Gam Cen	2.2000	10600.	79	21229	No
47	GOM_NL__2PRFIN20060323_033703_000000492046_00133_21229_8508.N1	23-MAR-2006 03:37:03	Straylight	48.500	123	lot Cen	2.7500	10200.	97	21229	No
48	GOM_NL__2PRFIN20060323_034223_000000512046_00133_21229_8509.N1	23-MAR-2006 03:42:23	Straylight	50.500	106	9Bet Crv	2.6480	5600.0	101	21229	No
49	GOM_NL__2PRFIN20060323_034431_000000482046_00133_21229_8510.N1	23-MAR-2006 03:44:31	Twl_and_stray	47.500	100	4Gam Crv	2.5800	13100.	95	21229	No
50	GOM_NL__2PRFIN20060323_035455_000000422046_00133_21229_8511.N1	23-MAR-2006 03:54:55	Bright	42.000	62	94Bet Leo	2.1360	9700.0	84	21229	No
51	GOM_NL__2PRFIN20060323_035618_000000392046_00133_21229_8512.N1	23-MAR-2006 03:56:18	Bright	38.500	96	68Del Leo	2.5600	9300.0	77	21229	No
52	GOM_NL__2PRFIN20060323_040315_000000372046_00133_21229_8513.N1	23-MAR-2006 04:03:15	Bright	37.000	174	52Psi UMa	3.0040	4400.0	74	21229	No
53	GOM_NL__2PRFIN20060323_040632_000000362046_00133_21229_8514.N1	23-MAR-2006 04:06:32	Bright	36.000	82	48Bet UMa	2.3650	10600.	72	21229	No
54	GOM_NL__2PRFIN20060323_040803_000000372046_00133_21229_8515.N1	23-MAR-2006 04:08:03	Bright	37.000	36	50Alp UMa	1.8000	6300.0	74	21229	No
55	GOM_NL__2PRFIN20060323_041452_000000422046_00133_21229_8516.N1	23-MAR-2006 04:14:52	Bright	41.500	60	7Bet UMi	2.0810	3950.0	83	21229	No
56	GOM_NL__2PRFIN20060323_042336_000000372046_00133_21229_8517.N1	23-MAR-2006 04:23:36	Bright	37.000	89	5Alp Cep	2.4510	8000.0	74	21229	No
57	GOM_NL__2PRFIN20060323_042844_000000352046_00133_21229_8518.N1	23-MAR-2006 04:28:44	Bright	35.000	19	50Alp Cyg	1.2460	10500.	70	21229	No
58	GOM_NL__2PRFIN20060323_043020_000000392046_00133_21229_8519.N1	23-MAR-2006 04:30:20	Bright	39.000	66	37Gam Cyg	2.2080	5900.0	78	21229	No
59	GOM_NL__2PRFIN20060323_043210_000000372046_00133_21229_8520.N1	23-MAR-2006 04:32:10	Bright	37.000	92	53Eps Cyg	2.5000	4500.0	74	21229	No
60	GOM_NL__2PRFIN20060323_045424_000000462046_00133_21229_8521.N1	23-MAR-2006 04:54:24	Dark	46.000	103	38Zet Sgr	2.6000	9700.0	92	21229	No
61	GOM_NL__2PRFIN20060323_050307_000000432046_00134_21230_8502.N1	23-MAR-2006 05:03:07	Dark	42.500	141	Bet Ara	2.8400	4600.0	85	21230	No
62	GOM_NL__2PRFIN20060323_050635_000000402046_00134_21230_8503.N1	23-MAR-2006 05:06:35	Dark	40.000	134	Bet TrA	2.8100	6600.0	80	21230	No
63	GOM_NL__2PRFIN20060323_050918_000000542046_00134_21230_8504.N1	23-MAR-2006 05:09:18	Dark	54.000	4	Alp1Cen	-0.010000	5800.0	108	21230	No
64	GOM_NL__2PRFIN20060323_051138_000000462046_00134_21230_8505.N1	23-MAR-2006 05:11:38	Dark	45.500	78	Alp Lup	2.3040	28000.	91	21230	No
65	GOM_NL__2PRFIN20060323_051332_000000432046_00134_21230_8506.N1	23-MAR-2006 05:13:32	Straylight	42.500	95	Zet Cen	2.5450	26000.	85	21230	No
66	GOM_NL__2PRFIN20060323_051516_000000412046_00134_21230_8507.N1	23-MAR-2006 05:15:16	Straylight	40.500	64	Gam Cen	2.2000	10600.	81	21230	No
67	GOM_NL__2PRFIN20060323_051739_000000492046_00134_21230_8508.N1	23-MAR-2006 05:17:39	Straylight	49.000	123	lot Cen	2.7500	10200.	98	21230	No
68	GOM_NL__2PRFIN20060323_052259_000000492046_00134_21230_8509.N1	23-MAR-2006 05:22:59	Straylight	49.000	106	9Bet Crv	2.6480	5600.0	98	21230	No
69	GOM_NL__2PRFIN20060323_052507_000000472046_00134_21230_8510.N1	23-MAR-2006 05:25:07	Twl_and_stray	47.000	100	4Gam Crv	2.5800	13100.	94	21230	No
70	GOM_NL__2PRFIN20060323_053531_000000442046_00134_21230_8511.N1	23-MAR-2006 05:35:31	Bright	43.500	62	94Bet Leo	2.1360	9700.0	87	21230	No
71	GOM_NL__2PRFIN20060323_053653_000000382046_00134_21230_8512.N1	23-MAR-2006 05:36:53	Bright	38.000	96	68Del Leo	2.5600	9300.0	76	21230	No
72	GOM_NL__2PRFIN20060323_054351_000000392046_00134_21230_8513.N1	23-MAR-2006 05:43:51	Bright	39.000	174	52Psi UMa	3.0040	4400.0	78	21230	No
73	GOM_NL__2PRFIN20060323_054707_000000382046_00134_21230_8514.N1	23-MAR-2006 05:47:07	Bright	37.500	82	48Bet UMa	2.3650	10600.	75	21230	No
74	GOM_NL__2PRFIN20060323_054839_000000382046_00134_21230_8515.N1	23-MAR-2006 05:48:39	Bright	37.500	36	50Alp UMa	1.8000	6300.0	75	21230	No
75	GOM_NL__2PRFIN20060323_055528_000000392046_00134_21230_8516.N1	23-MAR-2006 05:55:28	Bright	38.500	60	7Bet UMi	2.0810	3950.0	77	21230	No
76	GOM_NL__2PRFIN20060323_060412_000000362046_00134_21230_8517.N1	23-MAR-2006 06:04:12	Bright	35.500	89	5Alp Cep	2.4510	8000.0	71	21230	No
77	GOM_NL__2PRFIN20060323_060920_000000382046_00134_21230_8518.N1	23-MAR-2006 06:09:20	Bright	38.000	19	50Alp Cyg	1.2460	10500.	76	21230	No
78	GOM_NL__2PRFIN20060323_061056_000000402046_00134_21230_8519.N1	23-MAR-2006 06:10:56	Bright	40.000	66	37Gam Cyg	2.2080	5900.0	80	21230	No
79	GOM_NL__2PRFIN20060323_061246_000000382046_00134_21230_8520.N1	23-MAR-2006 06:12:46	Bright	38.000	92	53Eps Cyg	2.5000	4500.0	76	21230	No
80	GOM_NL__2PRFIN20060323_063501_000000502046_00134_21230_8521.N1	23-MAR-2006 06:35:01	Dark	49.500	103	38Zet Sgr	2.6000	9700.0	99	21230	No
81	GOM_NL__2PRFIN20060323_064344_000000432046_00135_21231_8502.N1	23-MAR-2006 06:43:44	Dark	43.000	141	Bet Ara	2.8400	4600.0	86	21231	No
82	GOM_NL__2PRFIN20060323_064711_000000392046_00135_21231_8503.N1	23-MAR-2006 06:47:11	Dark	38.500	134	Bet TrA	2.8100	6600.0	77	21231	No
83	GOM_NL__2PRFIN20060323_064954_000000422046_00135_21231_8504.N1	23-MAR-2006 06:49:54	Dark	42.000	4	Alp1Cen	-0.010000	5800.0	84	21231	No
84	GOM_NL__2PRFIN20060323_065215_000000492046_00135_21231_8505.N1	23-MAR-2006 06:52:15	Dark	48.500	78	Alp Lup	2.3040	28000.	97	21231	No
85	GOM_NL__2PRFIN20060323_065408_000000442046_00135_21231_8506.N1	23-MAR-2006 06:54:08	Straylight	43.500	95	Zet Cen	2.5450	26000.	87	21231	No
86	GOM_NL__2PRFIN20060323_065552_000000412046_00135_21231_8507.N1	23-MAR-2006 06:55:52	Straylight	41.000	64	Gam Cen	2.2000	10600.	82	21231	No
87	GOM_NL__2PRFIN20060323_065816_000000472046_00135_21231_8508.N1	23-MAR-2006 06:58:16	Straylight	46.500	123	lot Cen	2.7500	10200.	93	21231	No
88	GOM_NL__2PRFIN20060323_070335_000000482046_00135_21231_8509.N1	23-MAR-2006 07:03:35	Straylight	47.500	106	9Bet Crv	2.6480	5600.0	95	21231	No
89	GOM_NL__2PRFIN20060323_070544_000000462046_00135_21231_8510.N1	23-MAR-2006 07:05:44	Twl_and_stray	45.500	100	4Gam Crv	2.5800	13100.	91	21231	No
90	GOM_NL__2PRFIN20060323_071607_000000432046_00135_21231_8511.N1	23-MAR-2006 07:16:07	Bright	42.500	62	94Bet Leo	2.1360	9700.0	85	21231	No
91	GOM_NL__2PRFIN20060323_071729_000000382046_00135_21231_8512.N1	23-MAR-2006 07:17:29	Bright	38.000	96	68Del Leo	2.5600	9300.0	76	21231	No
92	GOM_NL__2PRFIN20060323_072427_000000362046_00135_21231_8513.N1	23-MAR-2006 07:24:27	Bright	36.000	174	52Psi UMa	3.0040	4400.0	72	21231	No
93	GOM_NL__2PRFIN20060323_072743_000000382046_00135_21231_8514.N1	23-MAR-2006 07:27:43	Bright	37.500	82	48Bet UMa	2.3650	10600.	75	21231	No
94	GOM_NL__2PRFIN20060323_072914_000000382046_00135_21231_8515.N1	23-MAR-2006 07:29:14	Bright	38.000	36	50Alp UMa	1.8000	6300.0	76	21231	No
95	GOM_NL__2PRFIN20060323_073603_000000382046_00135_21231_8516.N1	23-MAR-2006 07:36:03	Bright	37.500	60	7Bet UMi	2.0810	3950.0	75	21231	No
96	GOM_NL__2PRFIN20060323_074448_000000362046_00135_21231_8517.N1	23-MAR-2006 07:44:48	Bright	35.500	89	5Alp Cep	2.4510	8000.0	71	21231	No
97	GOM_NL__2PRFIN20060323_074957_000000392046_00135_21231_8518.N1	23-MAR-2006 07:49:57	Bright	38.500	19	50Alp Cyg	1.2460	10500.	77	21231	No
98	GOM_NL__2PRFIN20060323_075132_000000382046_00135_21231_8519.N1	23-MAR-2006 07:51:32	Bright	38.000	66	37Gam Cyg	2.2080	5900.0	76	21231	No
99	GOM_NL__2PRFIN20060323_075322_000000372046_00135_21231_8520.N1	23-MAR-2006 07:53:22	Bright	36.500	92	53Eps Cyg	2.5000	4500.0	73	21231	No
100	GOM_NL__2PRFIN20060323_081538_000000502046_00135_21231_8521.N1	23-MAR-2006 08:15:38	Dark	49.500	103	38Zet Sgr	2.6000	9700.0	99	21231	No
101	GOM_NL__2PRFIN20060323_082420_000000432046_00136_21232_8502.N1	23-MAR-2006 08:24:20	Dark	43.000	141	Bet Ara	2.8400	4600.0	86	21232	No

102	GOM_NL__2PRFIN20060323_082748_000000392046_00136_21232_8503.N1	23-MAR-2006 08:27:48	Dark	38.500	134	Bet TrA	2.8100	6600.0	77	21232	No
103	GOM_NL__2PRFIN20060323_083031_000000442046_00136_21232_8504.N1	23-MAR-2006 08:30:31	Dark	44.000	4	Alp1Cen	-0.010000	5800.0	88	21232	No
104	GOM_NL__2PRFIN20060323_083252_000000462046_00136_21232_8505.N1	23-MAR-2006 08:32:52	Dark	45.500	78	Alp Lup	2.3040	28000.	91	21232	No
105	GOM_NL__2PRFIN20060323_083445_000000432046_00136_21232_8506.N1	23-MAR-2006 08:34:45	Straylight	43.000	95	Zet Cen	2.5450	26000.	86	21232	No
106	GOM_NL__2PRFIN20060323_083629_000000402046_00136_21232_8507.N1	23-MAR-2006 08:36:29	Straylight	40.000	64	Gam Cen	2.2000	10600.	80	21232	No
107	GOM_NL__2PRFIN20060323_083852_000000472046_00136_21232_8508.N1	23-MAR-2006 08:38:52	Straylight	46.500	123	lot Cen	2.7500	10200.	93	21232	No
108	GOM_NL__2PRFIN20060323_084412_000000502046_00136_21232_8509.N1	23-MAR-2006 08:44:12	Straylight	49.500	106	9Bet Crv	2.6480	5600.0	99	21232	No
109	GOM_NL__2PRFIN20060323_084619_000000452046_00136_21232_8510.N1	23-MAR-2006 08:46:19	Tw_i_and_stray	45.000	100	4Gam Crv	2.5800	13100.	90	21232	No
110	GOM_NL__2PRFIN20060323_085745_000000372046_00136_21232_8511.N1	23-MAR-2006 08:57:45	Bright	37.000	51	41Gam1Leo	2.0100	4500.0	74	21232	No
111	GOM_NL__2PRFIN20060323_090502_000000392046_00136_21232_8512.N1	23-MAR-2006 09:05:02	Bright	38.500	174	52Psi UMa	3.0040	4400.0	77	21232	No
112	GOM_NL__2PRFIN20060323_090819_000000362046_00136_21232_8513.N1	23-MAR-2006 09:08:19	Bright	35.500	82	48Bet UMa	2.3650	10600.	71	21232	No
113	GOM_NL__2PRFIN20060323_090950_000000382046_00136_21232_8514.N1	23-MAR-2006 09:09:50	Bright	37.500	36	50Alp UMa	1.8000	6300.0	75	21232	No
114	GOM_NL__2PRFIN20060323_091639_000000402046_00136_21232_8515.N1	23-MAR-2006 09:16:39	Bright	40.000	60	7Bet UMi	2.0810	3950.0	80	21232	No
115	GOM_NL__2PRFIN20060323_092524_000000362046_00136_21232_8516.N1	23-MAR-2006 09:25:24	Bright	35.500	89	5Alp Cep	2.4510	8000.0	71	21232	No
116	GOM_NL__2PRFIN20060323_093032_000000392046_00136_21232_8517.N1	23-MAR-2006 09:30:32	Bright	38.500	19	50Alp Cyg	1.2460	10500.	77	21232	No
117	GOM_NL__2PRFIN20060323_093208_000000402046_00136_21232_8518.N1	23-MAR-2006 09:32:08	Bright	39.500	66	37Gam Cyg	2.2080	5900.0	79	21232	No
118	GOM_NL__2PRFIN20060323_093358_000000392046_00136_21232_8519.N1	23-MAR-2006 09:33:58	Bright	38.500	92	53Eps Cyg	2.5000	4500.0	77	21232	No
119	GOM_NL__2PRFIN20060323_095615_000000472046_00136_21232_8520.N1	23-MAR-2006 09:56:15	Dark	46.500	103	38Zet Sgr	2.6000	9700.0	93	21232	No
120	GOM_NL__2PRFIN20060323_100457_000000442046_00137_21233_8502.N1	23-MAR-2006 10:04:57	Dark	44.000	141	Bet Ara	2.8400	4600.0	88	21233	No
121	GOM_NL__2PRFIN20060323_100824_000000382046_00137_21233_8503.N1	23-MAR-2006 10:08:24	Dark	38.000	134	Bet TrA	2.8100	6600.0	76	21233	No
122	GOM_NL__2PRFIN20060323_101107_000000562046_00137_21233_8504.N1	23-MAR-2006 10:11:07	Dark	56.000	4	Alp1Cen	-0.010000	5800.0	112	21233	No
123	GOM_NL__2PRFIN20060323_101328_000000462046_00137_21233_8505.N1	23-MAR-2006 10:13:28	Dark	46.000	78	Alp Lup	2.3040	28000.	92	21233	No
124	GOM_NL__2PRFIN20060323_101521_000000442046_00137_21233_8506.N1	23-MAR-2006 10:15:21	Straylight	43.500	95	Zet Cen	2.5450	26000.	87	21233	No
125	GOM_NL__2PRFIN20060323_101705_000000422046_00137_21233_8507.N1	23-MAR-2006 10:17:05	Straylight	41.500	64	Gam Cen	2.2000	10600.	83	21233	No
126	GOM_NL__2PRFIN20060323_101929_000000452046_00137_21233_8508.N1	23-MAR-2006 10:19:29	Straylight	44.500	123	lot Cen	2.7500	10200.	89	21233	No
127	GOM_NL__2PRFIN20060323_102448_000000472046_00137_21233_8509.N1	23-MAR-2006 10:24:48	Straylight	47.000	106	9Bet Crv	2.6480	5600.0	94	21233	No
128	GOM_NL__2PRFIN20060323_102655_000000482046_00137_21233_8510.N1	23-MAR-2006 10:26:55	Tw_i_and_stray	47.500	100	4Gam Crv	2.5800	13100.	95	21233	No
129	GOM_NL__2PRFIN20060323_103828_000000302046_00137_21233_8511.N1	23-MAR-2006 10:38:28	Dark	30.000	51	41Gam1Leo	2.0100	4500.0	60	21233	Yes
130	GOM_NL__2PRFIN20060323_104538_000000392046_00137_21233_8512.N1	23-MAR-2006 10:45:38	Bright	39.000	174	52Psi UMa	3.0040	4400.0	78	21233	No
131	GOM_NL__2PRFIN20060323_104855_000000382046_00137_21233_8513.N1	23-MAR-2006 10:48:55	Bright	37.500	82	48Bet UMa	2.3650	10600.	75	21233	No
132	GOM_NL__2PRFIN20060323_105026_000000402046_00137_21233_8514.N1	23-MAR-2006 10:50:26	Bright	39.500	36	50Alp UMa	1.8000	6300.0	79	21233	No
133	GOM_NL__2PRFIN20060323_105714_000000392046_00137_21233_8515.N1	23-MAR-2006 10:57:14	Bright	39.000	60	7Bet UMi	2.0810	3950.0	78	21233	No
134	GOM_NL__2PRFIN20060323_110559_000000382046_00137_21233_8516.N1	23-MAR-2006 11:05:59	Bright	37.500	89	5Alp Cep	2.4510	8000.0	75	21233	No
135	GOM_NL__2PRFIN20060323_111108_000000392046_00137_21233_8517.N1	23-MAR-2006 11:11:08	Bright	38.500	19	50Alp Cyg	1.2460	10500.	77	21233	No
136	GOM_NL__2PRFIN20060323_111244_000000402046_00137_21233_8518.N1	23-MAR-2006 11:12:44	Bright	39.500	66	37Gam Cyg	2.2080	5900.0	79	21233	No
137	GOM_NL__2PRFIN20060323_111434_000000382046_00137_21233_8519.N1	23-MAR-2006 11:14:34	Bright	38.000	92	53Eps Cyg	2.5000	4500.0	76	21233	No
138	GOM_NL__2PRFIN20060323_113652_000000462046_00137_21233_8520.N1	23-MAR-2006 11:36:52	Dark	45.500	103	38Zet Sgr	2.6000	9700.0	91	21233	No
139	GOM_NL__2PRFIN20060323_114534_000000422046_00138_21234_8502.N1	23-MAR-2006 11:45:34	Dark	42.000	141	Bet Ara	2.8400	4600.0	84	21234	No
140	GOM_NL__2PRFIN20060323_114901_000000382046_00138_21234_8503.N1	23-MAR-2006 11:49:01	Dark	38.000	134	Bet TrA	2.8100	6600.0	76	21234	No
141	GOM_NL__2PRFIN20060323_115143_000000552046_00138_21234_8504.N1	23-MAR-2006 11:51:43	Dark	55.000	4	Alp1Cen	-0.010000	5800.0	110	21234	No
142	GOM_NL__2PRFIN20060323_115405_000000482046_00138_21234_8505.N1	23-MAR-2006 11:54:05	Straylight	47.500	78	Alp Lup	2.3040	28000.	95	21234	No
143	GOM_NL__2PRFIN20060323_115558_000000452046_00138_21234_8506.N1	23-MAR-2006 11:55:58	Straylight	44.500	95	Zet Cen	2.5450	26000.	89	21234	No
144	GOM_NL__2PRFIN20060323_115741_000000402046_00138_21234_8507.N1	23-MAR-2006 11:57:41	Straylight	39.500	64	Gam Cen	2.2000	10600.	79	21234	No
145	GOM_NL__2PRFIN20060323_120005_000000442046_00138_21234_8508.N1	23-MAR-2006 12:00:05	Straylight	43.500	123	lot Cen	2.7500	10200.	87	21234	No
146	GOM_NL__2PRFIN20060323_120524_000000482046_00138_21234_8509.N1	23-MAR-2006 12:05:24	Straylight	48.000	106	9Bet Crv	2.6480	5600.0	96	21234	No
147	GOM_NL__2PRFIN20060323_120731_000000432046_00138_21234_8510.N1	23-MAR-2006 12:07:31	Tw_i_and_stray	42.500	100	4Gam Crv	2.5800	13100.	85	21234	No
148	GOM_NL__2PRFIN20060323_121753_000000422046_00138_21234_8511.N1	23-MAR-2006 12:17:53	Bright	42.000	62	94Bet Leo	2.1360	9700.0	84	21234	No
149	GOM_NL__2PRFIN20060323_121917_000000392046_00138_21234_8512.N1	23-MAR-2006 12:19:17	Bright	38.500	96	68Del Leo	2.5600	9300.0	77	21234	No
150	GOM_NL__2PRFIN20060323_122614_000000362046_00138_21234_8513.N1	23-MAR-2006 12:26:14	Bright	35.500	174	52Psi UMa	3.0040	4400.0	71	21234	No
151	GOM_NL__2PRFIN20060323_122930_000000372046_00138_21234_8514.N1	23-MAR-2006 12:29:30	Bright	36.500	82	48Bet UMa	2.3650	10600.	73	21234	No
152	GOM_NL__2PRFIN20060323_123101_000000382046_00138_21234_8515.N1	23-MAR-2006 12:31:01	Bright	38.000	36	50Alp UMa	1.8000	6300.0	76	21234	No
153	GOM_NL__2PRFIN20060323_123750_000000412046_00138_21234_8516.N1	23-MAR-2006 12:37:50	Bright	41.000	60	7Bet UMi	2.0810	3950.0	82	21234	No
154	GOM_NL__2PRFIN20060323_124635_000000332046_00138_21234_8517.N1	23-MAR-2006 12:46:35	Bright	33.000	89	5Alp Cep	2.4510	8000.0	66	21234	No
155	GOM_NL__2PRFIN20060323_125144_000000362046_00138_21234_8518.N1	23-MAR-2006 12:51:44	Bright	36.000	19	50Alp Cyg	1.2460	10500.	72	21234	No
156	GOM_NL__2PRFIN20060323_125320_000000412046_00138_21234_8519.N1	23-MAR-2006 12:53:20	Bright	40.500	66	37Gam Cyg	2.2080	5900.0	81	21234	No
157	GOM_NL__2PRFIN20060323_125510_000000382046_00138_21234_8520.N1	23-MAR-2006 12:55:10	Bright	38.000	92	53Eps Cyg	2.5000	4500.0	76	21234	No
158	GOM_NL__2PRFIN20060323_131729_000000532046_00138_21234_8521.N1	23-MAR-2006 13:17:29	Dark	52.500	103	38Zet Sgr	2.6000	9700.0	105	21234	No
159	GOM_NL__2PRFIN20060323_132610_000000432046_00139_21235_8522.N1	23-MAR-2006 13:26:10	Dark	42.500	141	Bet Ara	2.8400	4600.0	85	21235	No
160	GOM_NL__2PRFIN20060323_132937_000000402046_00139_21235_8523.N1	23-MAR-2006 13:29:37	Dark	39.500	134	Bet TrA	2.8100	6600.0	79	21235	No

161	GOM_NL__2PRFIN20060323_133220_000000562046_00139_21235_8524.N1	23-MAR-2006 13:32:20	Dark	56.000	4	Alp1Cen	-0.010000	5800.0	112	21235	No
162	GOM_NL__2PRFIN20060323_133442_000000442046_00139_21235_8525.N1	23-MAR-2006 13:34:42	Dark	43.500	78	Alp Lup	2.3040	28000.	87	21235	No
163	GOM_NL__2PRFIN20060323_133634_000000452046_00139_21235_8526.N1	23-MAR-2006 13:36:34	Straylight	44.500	95	Zet Cen	2.5450	26000.	89	21235	No
164	GOM_NL__2PRFIN20060323_133817_000000412046_00139_21235_8527.N1	23-MAR-2006 13:38:17	Straylight	40.500	64	Gam Cen	2.2000	10600.	81	21235	No
165	GOM_NL__2PRFIN20060323_134041_000000452046_00139_21235_8528.N1	23-MAR-2006 13:40:41	Straylight	44.500	123	lot Cen	2.7500	10200.	89	21235	No
166	GOM_NL__2PRFIN20060323_134600_000000482046_00139_21235_8529.N1	23-MAR-2006 13:46:00	Straylight	47.500	106	9Bet Crv	2.6480	5600.0	95	21235	No
167	GOM_NL__2PRFIN20060323_134807_000000432046_00139_21235_8530.N1	23-MAR-2006 13:48:07	Twl_and_stray	43.000	100	4Gam Crv	2.5800	13100.	86	21235	No
168	GOM_NL__2PRFIN20060323_135829_000000422046_00139_21235_8531.N1	23-MAR-2006 13:58:29	Bright	42.000	62	94Bet Leo	2.1360	9700.0	84	21235	No
169	GOM_NL__2PRFIN20060323_135952_000000392046_00139_21235_8532.N1	23-MAR-2006 13:59:52	Bright	38.500	96	68Del Leo	2.5600	9300.0	77	21235	No
170	GOM_NL__2PRFIN20060323_140649_000000382046_00139_21235_8533.N1	23-MAR-2006 14:06:49	Bright	37.500	174	52Psi UMa	3.0040	4400.0	75	21235	No
171	GOM_NL__2PRFIN20060323_141006_000000382046_00139_21235_8534.N1	23-MAR-2006 14:10:06	Bright	37.500	82	48Bet UMa	2.3650	10600.	75	21235	No
172	GOM_NL__2PRFIN20060323_141137_000000392046_00139_21235_8535.N1	23-MAR-2006 14:11:37	Bright	39.000	36	50Alp UMa	1.8000	6300.0	78	21235	No
173	GOM_NL__2PRFIN20060323_141826_000000392046_00139_21235_8536.N1	23-MAR-2006 14:18:26	Bright	38.500	60	7Bet UMi	2.0810	3950.0	77	21235	No
174	GOM_NL__2PRFIN20060323_142711_000000342046_00139_21235_8537.N1	23-MAR-2006 14:27:11	Bright	34.000	89	5Alp Cep	2.4510	8000.0	68	21235	No
175	GOM_NL__2PRFIN20060323_143220_000000412046_00139_21235_8538.N1	23-MAR-2006 14:32:20	Bright	40.500	19	50Alp Cyg	1.2460	10500.	81	21235	No
176	GOM_NL__2PRFIN20060323_143356_000000412046_00139_21235_8539.N1	23-MAR-2006 14:33:56	Bright	41.000	66	37Gam Cyg	2.2080	5900.0	82	21235	No
177	GOM_NL__2PRFIN20060323_143546_000000372046_00139_21235_8540.N1	23-MAR-2006 14:35:46	Bright	37.000	92	53Eps Cyg	2.5000	4500.0	74	21235	No
178	GOM_NL__2PRFIN20060323_145806_000000472046_00139_21235_8541.N1	23-MAR-2006 14:58:06	Dark	46.500	103	38Zet Sgr	2.6000	9700.0	93	21235	No
179	GOM_NL__2PRFIN20060323_150647_000000422046_00140_21236_8522.N1	23-MAR-2006 15:06:47	Dark	42.000	141	Bet Ara	2.8400	4600.0	84	21236	No
180	GOM_NL__2PRFIN20060323_151013_000000392046_00140_21236_8523.N1	23-MAR-2006 15:10:13	Dark	38.500	134	Bet TrA	2.8100	6600.0	77	21236	No
181	GOM_NL__2PRFIN20060323_151256_000000422046_00140_21236_8524.N1	23-MAR-2006 15:12:56	Dark	42.000	4	Alp1Cen	-0.010000	5800.0	84	21236	No
182	GOM_NL__2PRFIN20060323_151518_000000452046_00140_21236_8525.N1	23-MAR-2006 15:15:18	Straylight	45.000	78	Alp Lup	2.3040	28000.	90	21236	No
183	GOM_NL__2PRFIN20060323_151711_000000432046_00140_21236_8526.N1	23-MAR-2006 15:17:11	Straylight	42.500	95	Zet Cen	2.5450	26000.	85	21236	No
184	GOM_NL__2PRFIN20060323_151854_000000412046_00140_21236_8527.N1	23-MAR-2006 15:18:54	Straylight	40.500	64	Gam Cen	2.2000	10600.	81	21236	No
185	GOM_NL__2PRFIN20060323_152118_000000472046_00140_21236_8528.N1	23-MAR-2006 15:21:18	Straylight	46.500	123	lot Cen	2.7500	10200.	93	21236	No
186	GOM_NL__2PRFIN20060323_152636_000000512046_00140_21236_8529.N1	23-MAR-2006 15:26:36	Straylight	51.000	106	9Bet Crv	2.6480	5600.0	102	21236	No
187	GOM_NL__2PRFIN20060323_152843_000000452046_00140_21236_8530.N1	23-MAR-2006 15:28:43	Twl_and_stray	44.500	100	4Gam Crv	2.5800	13100.	89	21236	No
188	GOM_NL__2PRFIN20060323_153905_000000422046_00140_21236_8531.N1	23-MAR-2006 15:39:05	Bright	42.000	62	94Bet Leo	2.1360	9700.0	84	21236	No
189	GOM_NL__2PRFIN20060323_154028_000000392046_00140_21236_8532.N1	23-MAR-2006 15:40:28	Bright	38.500	96	68Del Leo	2.5600	9300.0	77	21236	No
190	GOM_NL__2PRFIN20060323_154725_000000372046_00140_21236_8533.N1	23-MAR-2006 15:47:25	Bright	37.000	174	52Psi UMa	3.0040	4400.0	74	21236	No
191	GOM_NL__2PRFIN20060323_155042_000000352046_00140_21236_8534.N1	23-MAR-2006 15:50:42	Bright	35.000	82	48Bet UMa	2.3650	10600.	70	21236	No
192	GOM_NL__2PRFIN20060323_155213_000000362046_00140_21236_8535.N1	23-MAR-2006 15:52:13	Bright	36.000	36	50Alp UMa	1.8000	6300.0	72	21236	No
193	GOM_NL__2PRFIN20060323_155901_000000402046_00140_21236_8536.N1	23-MAR-2006 15:59:01	Bright	39.500	60	7Bet UMi	2.0810	3950.0	79	21236	No
194	GOM_NL__2PRFIN20060323_160747_000000372046_00140_21236_8537.N1	23-MAR-2006 16:07:47	Bright	36.500	89	5Alp Cep	2.4510	8000.0	73	21236	No
195	GOM_NL__2PRFIN20060323_161256_000000402046_00140_21236_8538.N1	23-MAR-2006 16:12:56	Bright	39.500	19	50Alp Cyg	1.2460	10500.	79	21236	No
196	GOM_NL__2PRFIN20060323_161432_000000412046_00140_21236_8539.N1	23-MAR-2006 16:14:32	Bright	40.500	66	37Gam Cyg	2.2080	5900.0	81	21236	No
197	GOM_NL__2PRFIN20060323_161622_000000372046_00140_21236_8540.N1	23-MAR-2006 16:16:22	Bright	37.000	92	53Eps Cyg	2.5000	4500.0	74	21236	No
198	GOM_NL__2PRFIN20060323_163842_000000472046_00140_21236_8541.N1	23-MAR-2006 16:38:42	Dark	47.000	103	38Zet Sgr	2.6000	9700.0	94	21236	No
199	GOM_NL__2PRFIN20060323_164723_000000422046_00141_21237_8522.N1	23-MAR-2006 16:47:23	Dark	42.000	141	Bet Ara	2.8400	4600.0	84	21237	No
200	GOM_NL__2PRFIN20060323_165050_000000392046_00141_21237_8523.N1	23-MAR-2006 16:50:50	Dark	39.000	134	Bet TrA	2.8100	6600.0	78	21237	No
201	GOM_NL__2PRFIN20060323_165333_000000442046_00141_21237_8524.N1	23-MAR-2006 16:53:33	Dark	43.500	4	Alp1Cen	-0.010000	5800.0	87	21237	No
202	GOM_NL__2PRFIN20060323_165555_000000452046_00141_21237_8525.N1	23-MAR-2006 16:55:55	Straylight	44.500	78	Alp Lup	2.3040	28000.	89	21237	No
203	GOM_NL__2PRFIN20060323_165747_000000422046_00141_21237_8526.N1	23-MAR-2006 16:57:47	Straylight	42.000	95	Zet Cen	2.5450	26000.	84	21237	No
204	GOM_NL__2PRFIN20060323_165930_000000412046_00141_21237_8527.N1	23-MAR-2006 16:59:30	Straylight	41.000	64	Gam Cen	2.2000	10600.	82	21237	No
205	GOM_NL__2PRFIN20060323_170154_000000482046_00141_21237_8528.N1	23-MAR-2006 17:01:54	Straylight	47.500	123	lot Cen	2.7500	10200.	95	21237	No
206	GOM_NL__2PRFIN20060323_170712_000000512046_00141_21237_8529.N1	23-MAR-2006 17:07:12	Straylight	50.500	106	9Bet Crv	2.6480	5600.0	101	21237	No
207	GOM_NL__2PRFIN20060323_170919_000000452046_00141_21237_8530.N1	23-MAR-2006 17:09:19	Twl_and_stray	45.000	100	4Gam Crv	2.5800	13100.	90	21237	No
208	GOM_NL__2PRFIN20060323_171940_000000422046_00141_21237_8531.N1	23-MAR-2006 17:19:40	Bright	42.000	62	94Bet Leo	2.1360	9700.0	84	21237	No
209	GOM_NL__2PRFIN20060323_172104_000000382046_00141_21237_8532.N1	23-MAR-2006 17:21:04	Bright	38.000	96	68Del Leo	2.5600	9300.0	76	21237	No
210	GOM_NL__2PRFIN20060323_172801_000000382046_00141_21237_8533.N1	23-MAR-2006 17:28:01	Bright	37.500	174	52Psi UMa	3.0040	4400.0	75	21237	No
211	GOM_NL__2PRFIN20060323_173118_000000382046_00141_21237_8534.N1	23-MAR-2006 17:31:18	Bright	38.000	82	48Bet UMa	2.3650	10600.	76	21237	No
212	GOM_NL__2PRFIN20060323_173249_000000392046_00141_21237_8535.N1	23-MAR-2006 17:32:49	Bright	38.500	36	50Alp UMa	1.8000	6300.0	77	21237	No
213	GOM_NL__2PRFIN20060323_173937_000000422046_00141_21237_8536.N1	23-MAR-2006 17:39:37	Bright	41.500	60	7Bet UMi	2.0810	3950.0	83	21237	No
214	GOM_NL__2PRFIN20060323_174823_000000372046_00141_21237_8537.N1	23-MAR-2006 17:48:23	Bright	37.000	89	5Alp Cep	2.4510	8000.0	74	21237	No
215	GOM_NL__2PRFIN20060323_175332_000000382046_00141_21237_8538.N1	23-MAR-2006 17:53:32	Bright	37.500	19	50Alp Cyg	1.2460	10500.	75	21237	No
216	GOM_NL__2PRFIN20060323_175508_000000412046_00141_21237_8539.N1	23-MAR-2006 17:55:08	Bright	40.500	66	37Gam Cyg	2.2080	5900.0	81	21237	No
217	GOM_NL__2PRFIN20060323_175658_000000372046_00141_21237_8540.N1	23-MAR-2006 17:56:58	Bright	36.500	92	53Eps Cyg	2.5000	4500.0	73	21237	No
218	GOM_NL__2PRFIN20060323_181919_000000472046_00141_21237_8541.N1	23-MAR-2006 18:19:19	Dark	47.000	103	38Zet Sgr	2.6000	9700.0	94	21237	No
219	GOM_NL__2PRFIN20060323_182800_000000412046_00142_21238_8522.N1	23-MAR-2006 18:28:00	Dark	41.000	141	Bet Ara	2.8400	4600.0	82	21238	No

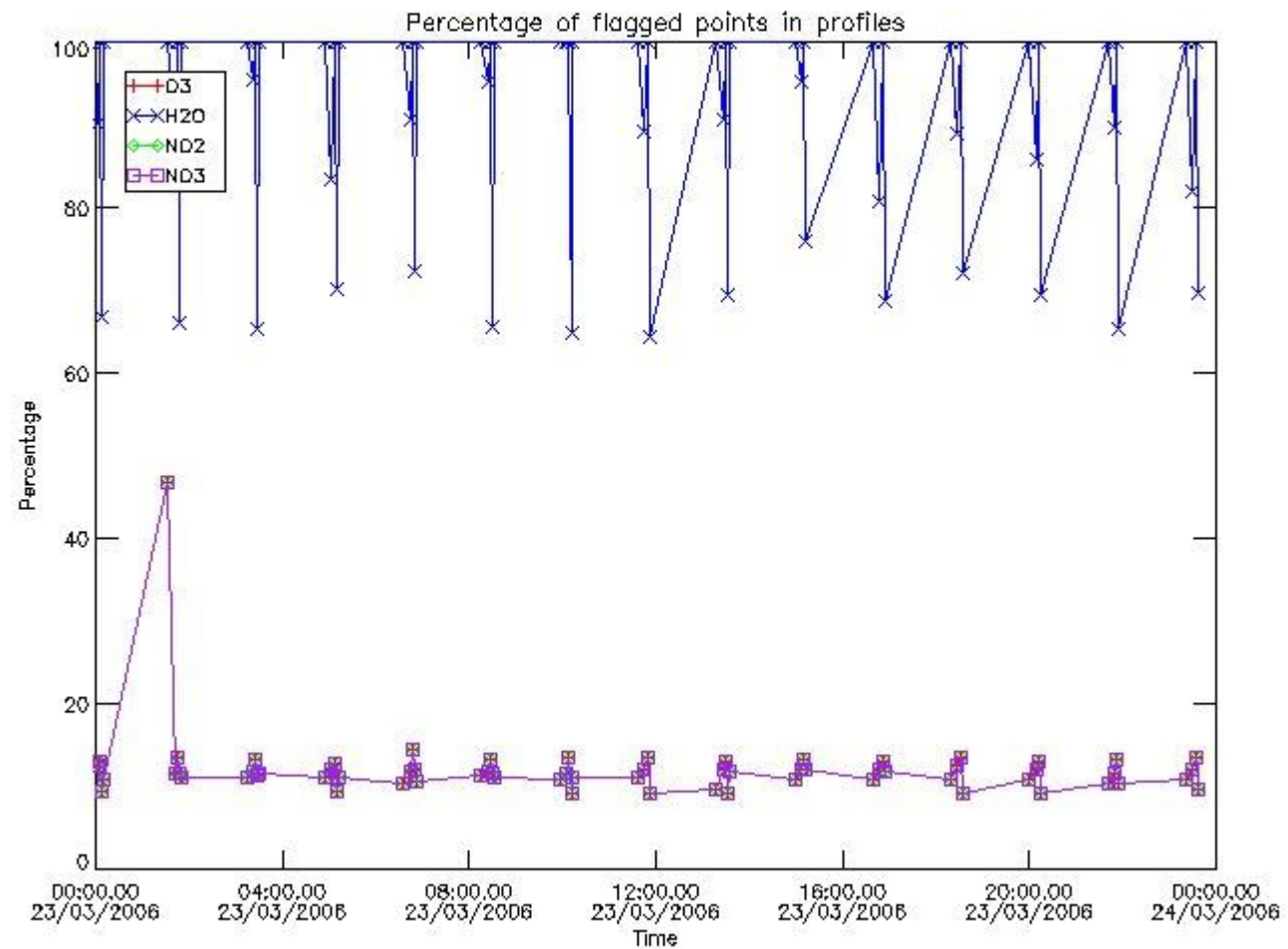
220	GOM_NL__2PRFIN20060323_183127_000000382046_00142_21238_8523.N1	23-MAR-2006 18:31:27	Dark	37.500	134	Bet TrA	2.8100	6600.0	75	21238	No
221	GOM_NL__2PRFIN20060323_183409_000000562046_00142_21238_8524.N1	23-MAR-2006 18:34:09	Dark	56.000	4	Alp1Cen	-0.010000	5800.0	112	21238	No
222	GOM_NL__2PRFIN20060323_183632_000000462046_00142_21238_8525.N1	23-MAR-2006 18:36:32	Straylight	45.500	78	Alp Lup	2.3040	28000.	91	21238	No
223	GOM_NL__2PRFIN20060323_183824_000000452046_00142_21238_8526.N1	23-MAR-2006 18:38:24	Straylight	44.500	95	Zet Cen	2.5450	26000.	89	21238	No
224	GOM_NL__2PRFIN20060323_184006_000000432046_00142_21238_8527.N1	23-MAR-2006 18:40:06	Straylight	43.000	64	Gam Cen	2.2000	10600.	86	21238	No
225	GOM_NL__2PRFIN20060323_184231_000000462046_00142_21238_8528.N1	23-MAR-2006 18:42:31	Straylight	46.000	123	lot Cen	2.7500	10200.	92	21238	No
226	GOM_NL__2PRFIN20060323_184822_000000482046_00142_21238_8529.N1	23-MAR-2006 18:48:22	Straylight	47.500	171	2Eps Crv	3.0010	4250.0	95	21238	No
227	GOM_NL__2PRFIN20060323_184956_000000452046_00142_21238_8530.N1	23-MAR-2006 18:49:56	Tw_i_and_stray	44.500	100	4Gam Crv	2.5800	13100.	89	21238	No
228	GOM_NL__2PRFIN20060323_190016_000000432046_00142_21238_8531.N1	23-MAR-2006 19:00:16	Bright	42.500	62	94Bet Leo	2.1360	9700.0	85	21238	No
229	GOM_NL__2PRFIN20060323_190140_000000382046_00142_21238_8532.N1	23-MAR-2006 19:01:40	Bright	38.000	96	68Del Leo	2.5600	9300.0	76	21238	No
230	GOM_NL__2PRFIN20060323_190836_000000392046_00142_21238_8533.N1	23-MAR-2006 19:08:36	Bright	38.500	174	52Psi UMa	3.0040	4400.0	77	21238	No
231	GOM_NL__2PRFIN20060323_191153_000000362046_00142_21238_8534.N1	23-MAR-2006 19:11:53	Bright	36.000	82	48Bet UMa	2.3650	10600.	72	21238	No
232	GOM_NL__2PRFIN20060323_191325_000000352046_00142_21238_8535.N1	23-MAR-2006 19:13:25	Bright	34.500	36	50Alp UMa	1.8000	6300.0	69	21238	No
233	GOM_NL__2PRFIN20060323_192012_000000412046_00142_21238_8536.N1	23-MAR-2006 19:20:12	Bright	40.500	60	7Bet UMi	2.0810	3950.0	81	21238	No
234	GOM_NL__2PRFIN20060323_192859_000000362046_00142_21238_8537.N1	23-MAR-2006 19:28:59	Bright	36.000	89	5Alp Cep	2.4510	8000.0	72	21238	No
235	GOM_NL__2PRFIN20060323_193408_000000362046_00142_21238_8538.N1	23-MAR-2006 19:34:08	Bright	36.000	19	50Alp Cyg	1.2460	10500.	72	21238	No
236	GOM_NL__2PRFIN20060323_193544_000000412046_00142_21238_8539.N1	23-MAR-2006 19:35:44	Bright	40.500	66	37Gam Cyg	2.2080	5900.0	81	21238	No
237	GOM_NL__2PRFIN20060323_193734_000000402046_00142_21238_8540.N1	23-MAR-2006 19:37:34	Bright	40.000	92	53Eps Cyg	2.5000	4500.0	80	21238	No
238	GOM_NL__2PRFIN20060323_195956_000000472046_00142_21238_8541.N1	23-MAR-2006 19:59:56	Dark	47.000	103	38Zet Sgr	2.6000	9700.0	94	21238	No
239	GOM_NL__2PRFIN20060323_200837_000000432046_00143_21239_8522.N1	23-MAR-2006 20:08:37	Dark	42.500	141	Bet Ara	2.8400	4600.0	85	21239	No
240	GOM_NL__2PRFIN20060323_201203_000000392046_00143_21239_8523.N1	23-MAR-2006 20:12:03	Dark	39.000	134	Bet TrA	2.8100	6600.0	78	21239	No
241	GOM_NL__2PRFIN20060323_201446_000000562046_00143_21239_8524.N1	23-MAR-2006 20:14:46	Dark	56.000	4	Alp1Cen	-0.010000	5800.0	112	21239	No
242	GOM_NL__2PRFIN20060323_201708_000000452046_00143_21239_8525.N1	23-MAR-2006 20:17:08	Straylight	45.000	78	Alp Lup	2.3040	28000.	90	21239	No
243	GOM_NL__2PRFIN20060323_201900_000000422046_00143_21239_8526.N1	23-MAR-2006 20:19:00	Straylight	42.000	95	Zet Cen	2.5450	26000.	84	21239	No
244	GOM_NL__2PRFIN20060323_202043_000000382046_00143_21239_8527.N1	23-MAR-2006 20:20:43	Straylight	38.000	64	Gam Cen	2.2000	10600.	76	21239	No
245	GOM_NL__2PRFIN20060323_202307_000000482046_00143_21239_8528.N1	23-MAR-2006 20:23:07	Straylight	48.000	123	lot Cen	2.7500	10200.	96	21239	No
246	GOM_NL__2PRFIN20060323_202858_000000472046_00143_21239_8529.N1	23-MAR-2006 20:28:58	Straylight	46.500	171	2Eps Crv	3.0010	4250.0	93	21239	No
247	GOM_NL__2PRFIN20060323_203032_000000462046_00143_21239_8530.N1	23-MAR-2006 20:30:32	Tw_i_and_stray	46.000	100	4Gam Crv	2.5800	13100.	92	21239	No
248	GOM_NL__2PRFIN20060323_204052_000000412046_00143_21239_8531.N1	23-MAR-2006 20:40:52	Bright	41.000	62	94Bet Leo	2.1360	9700.0	82	21239	No
249	GOM_NL__2PRFIN20060323_204216_000000392046_00143_21239_8532.N1	23-MAR-2006 20:42:16	Bright	38.500	96	68Del Leo	2.5600	9300.0	77	21239	No
250	GOM_NL__2PRFIN20060323_204912_000000382046_00143_21239_8533.N1	23-MAR-2006 20:49:12	Bright	37.500	174	52Psi UMa	3.0040	4400.0	75	21239	No
251	GOM_NL__2PRFIN20060323_205229_000000352046_00143_21239_8534.N1	23-MAR-2006 20:52:29	Bright	35.000	82	48Bet UMa	2.3650	10600.	70	21239	No
252	GOM_NL__2PRFIN20060323_205400_000000352046_00143_21239_8535.N1	23-MAR-2006 20:54:00	Bright	35.000	36	50Alp UMa	1.8000	6300.0	70	21239	No
253	GOM_NL__2PRFIN20060323_210048_000000402046_00143_21239_8536.N1	23-MAR-2006 21:00:48	Bright	39.500	60	7Bet UMi	2.0810	3950.0	79	21239	No
254	GOM_NL__2PRFIN20060323_210935_000000362046_00143_21239_8537.N1	23-MAR-2006 21:09:35	Bright	36.000	89	5Alp Cep	2.4510	8000.0	72	21239	No
255	GOM_NL__2PRFIN20060323_211444_000000392046_00143_21239_8538.N1	23-MAR-2006 21:14:44	Bright	39.000	19	50Alp Cyg	1.2460	10500.	78	21239	No
256	GOM_NL__2PRFIN20060323_211620_000000412046_00143_21239_8539.N1	23-MAR-2006 21:16:20	Bright	40.500	66	37Gam Cyg	2.2080	5900.0	81	21239	No
257	GOM_NL__2PRFIN20060323_211810_000000402046_00143_21239_8540.N1	23-MAR-2006 21:18:10	Bright	39.500	92	53Eps Cyg	2.5000	4500.0	79	21239	No
258	GOM_NL__2PRFIN20060323_214033_000000492046_00143_21239_8541.N1	23-MAR-2006 21:40:33	Dark	49.000	103	38Zet Sgr	2.6000	9700.0	98	21239	No
259	GOM_NL__2PRFIN20060323_214913_000000442046_00144_21240_8522.N1	23-MAR-2006 21:49:13	Dark	44.000	141	Bet Ara	2.8400	4600.0	88	21240	No
260	GOM_NL__2PRFIN20060323_215239_000000392046_00144_21240_8523.N1	23-MAR-2006 21:52:39	Dark	38.500	134	Bet TrA	2.8100	6600.0	77	21240	No
261	GOM_NL__2PRFIN20060323_215522_000000502046_00144_21240_8524.N1	23-MAR-2006 21:55:22	Dark	49.500	4	Alp1Cen	-0.010000	5800.0	99	21240	No
262	GOM_NL__2PRFIN20060323_215745_000000462046_00144_21240_8525.N1	23-MAR-2006 21:57:45	Straylight	45.500	78	Alp Lup	2.3040	28000.	91	21240	No
263	GOM_NL__2PRFIN20060323_215937_000000412046_00144_21240_8526.N1	23-MAR-2006 21:59:37	Straylight	40.500	95	Zet Cen	2.5450	26000.	81	21240	No
264	GOM_NL__2PRFIN20060323_220119_000000412046_00144_21240_8527.N1	23-MAR-2006 22:01:19	Straylight	40.500	64	Gam Cen	2.2000	10600.	81	21240	No
265	GOM_NL__2PRFIN20060323_220343_000000472046_00144_21240_8528.N1	23-MAR-2006 22:03:43	Straylight	47.000	123	lot Cen	2.7500	10200.	94	21240	No
266	GOM_NL__2PRFIN20060323_220901_000000482046_00144_21240_8529.N1	23-MAR-2006 22:09:01	Straylight	48.000	106	9Bet Crv	2.6480	5600.0	96	21240	No
267	GOM_NL__2PRFIN20060323_221108_000000452046_00144_21240_8530.N1	23-MAR-2006 22:11:08	Tw_i_and_stray	44.500	100	4Gam Crv	2.5800	13100.	89	21240	No
268	GOM_NL__2PRFIN20060323_222127_000000402046_00144_21240_8531.N1	23-MAR-2006 22:21:27	Bright	40.000	62	94Bet Leo	2.1360	9700.0	80	21240	No
269	GOM_NL__2PRFIN20060323_222251_000000382046_00144_21240_8532.N1	23-MAR-2006 22:22:51	Bright	37.500	96	68Del Leo	2.5600	9300.0	75	21240	No
270	GOM_NL__2PRFIN20060323_222948_000000382046_00144_21240_8533.N1	23-MAR-2006 22:29:48	Bright	38.000	174	52Psi UMa	3.0040	4400.0	76	21240	No
271	GOM_NL__2PRFIN20060323_223305_000000362046_00144_21240_8534.N1	23-MAR-2006 22:33:05	Bright	35.500	82	48Bet UMa	2.3650	10600.	71	21240	No
272	GOM_NL__2PRFIN20060323_223436_000000392046_00144_21240_8535.N1	23-MAR-2006 22:34:36	Bright	39.000	36	50Alp UMa	1.8000	6300.0	78	21240	No
273	GOM_NL__2PRFIN20060323_224124_000000402046_00144_21240_8536.N1	23-MAR-2006 22:41:24	Bright	40.000	60	7Bet UMi	2.0810	3950.0	80	21240	No
274	GOM_NL__2PRFIN20060323_225011_000000452046_00144_21240_8537.N1	23-MAR-2006 22:50:11	Bright	45.000	89	5Alp Cep	2.4510	8000.0	90	21240	No
275	GOM_NL__2PRFIN20060323_225520_000000372046_00144_21240_8538.N1	23-MAR-2006 22:55:20	Bright	36.500	19	50Alp Cyg	1.2460	10500.	73	21240	No
276	GOM_NL__2PRFIN20060323_225656_000000382046_00144_21240_8539.N1	23-MAR-2006 22:56:56	Bright	38.000	66	37Gam Cyg	2.2080	5900.0	76	21240	No
277	GOM_NL__2PRFIN20060323_225846_000000362046_00144_21240_8540.N1	23-MAR-2006 22:58:46	Bright	36.000	92	53Eps Cyg	2.5000	4500.0	72	21240	No
278	GOM_NL__2PRFIN20060323_232110_000000482046_00144_21240_8541.N1	23-MAR-2006 23:21:10	Dark	47.500	103	38Zet Sgr	2.6000	9700.0	95	21240	No

279	GOM_NL__2PRFIN20060323_232950_000000422046_00145_21241_8522.N1	23-MAR-2006 23:29:50	Dark	42.000	141	Bet Ara	2.8400	4600.0	84	21241	No
280	GOM_NL__2PRFIN20060323_233316_000000382046_00145_21241_8523.N1	23-MAR-2006 23:33:16	Dark	38.000	134	Bet TrA	2.8100	6600.0	76	21241	No
281	GOM_NL__2PRFIN20060323_233559_000000532046_00145_21241_8524.N1	23-MAR-2006 23:35:59	Dark	53.000	4	Alp1Cen	-0.010000	5800.0	106	21241	No
282	GOM_NL__2PRFIN20060323_233822_000000452046_00145_21241_8525.N1	23-MAR-2006 23:38:22	Straylight	44.500	78	Alp Lup	2.3040	28000.	89	21241	No
283	GOM_NL__2PRFIN20060323_234013_000000422046_00145_21241_8526.N1	23-MAR-2006 23:40:13	Straylight	41.500	95	Zet Cen	2.5450	26000.	83	21241	No
284	GOM_NL__2PRFIN20060323_234155_000000432046_00145_21241_8527.N1	23-MAR-2006 23:41:55	Straylight	42.500	64	Gam Cen	2.2000	10600.	85	21241	No
285	GOM_NL__2PRFIN20060323_234420_000000482046_00145_21241_8528.N1	23-MAR-2006 23:44:20	Straylight	47.500	123	Iot Cen	2.7500	10200.	95	21241	No
286	GOM_NL__2PRFIN20060323_234937_000000472046_00145_21241_8529.N1	23-MAR-2006 23:49:37	Straylight	46.500	106	9Bet Crv	2.6480	5600.0	93	21241	No
287	GOM_NL__2PRFIN20060323_235144_000000452046_00145_21241_8530.N1	23-MAR-2006 23:51:44	Twilight_and_stray	45.000	100	4Gam Crv	2.5800	13100.	90	21241	No

3. Quality information per product

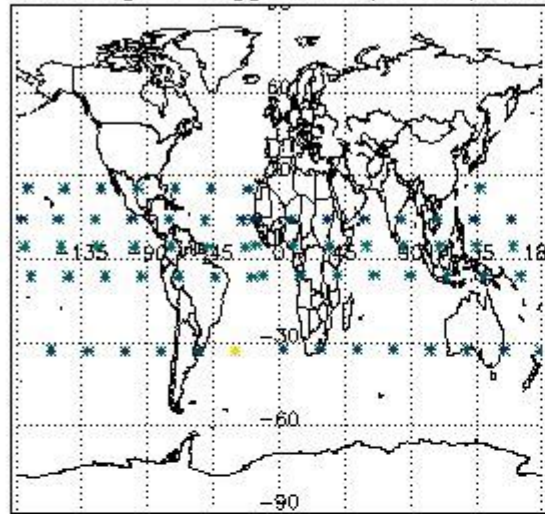
In this section it is plotted some information contained in the Quality Summary data set of the level 2 products. Only products in dark limb conditions and without errors (error flag in the MPH set to "0") are used.

3.1 Plot quality information per product (time dependant)

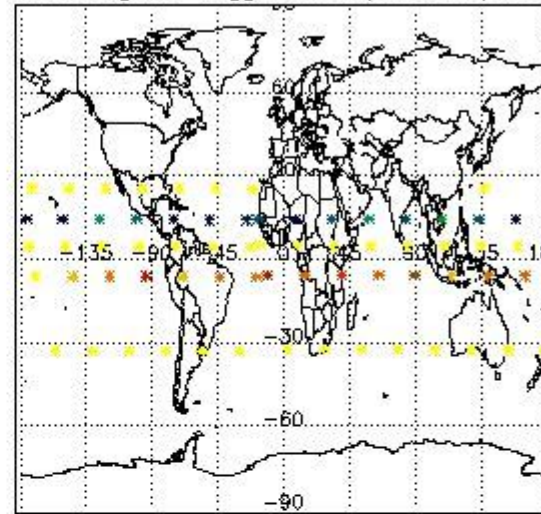


3.2 Plot quality information per product (world map)


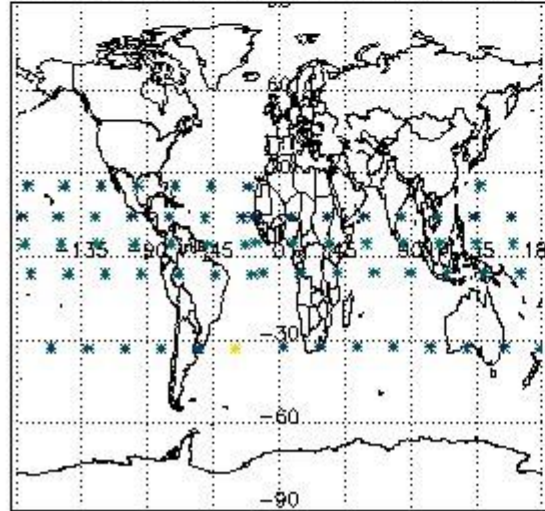
Percentage of flagged data per O3 profile



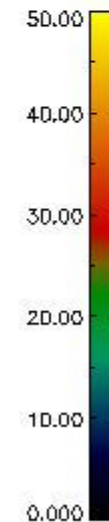
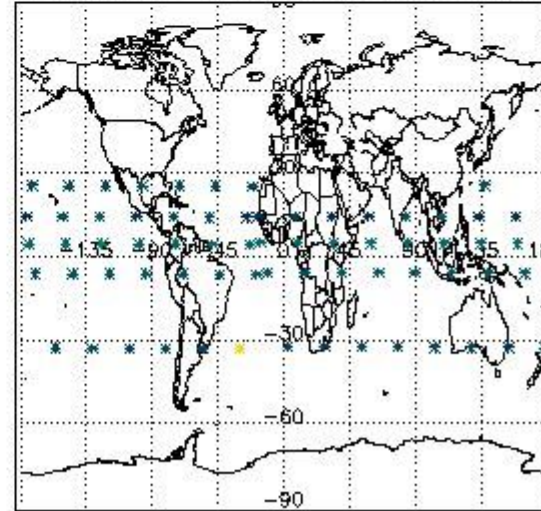
Percentage of flagged data per H2O profile



Percentage of flagged data per NO2 profile



Percentage of flagged data per NO3 profile

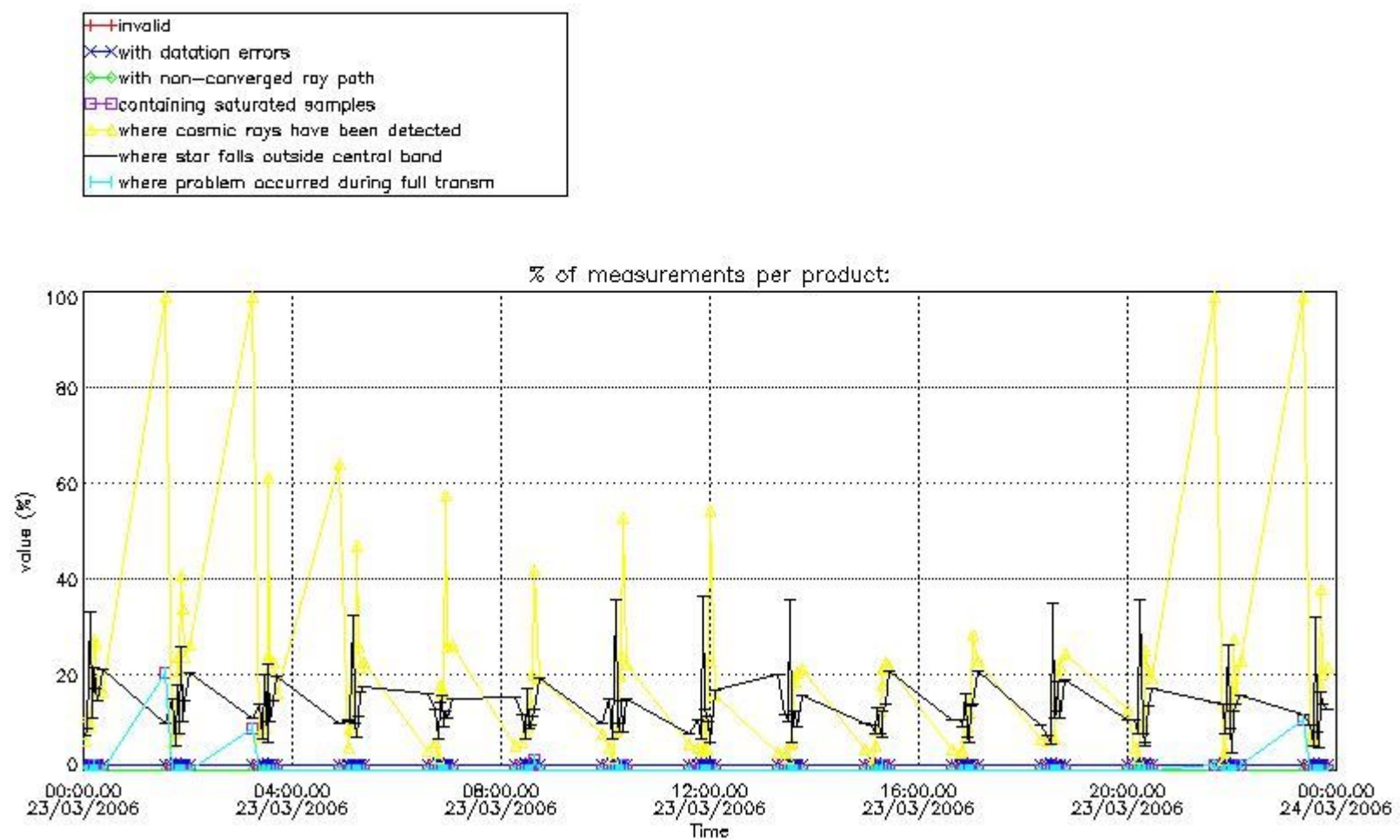


4. Level 1 quality information per product

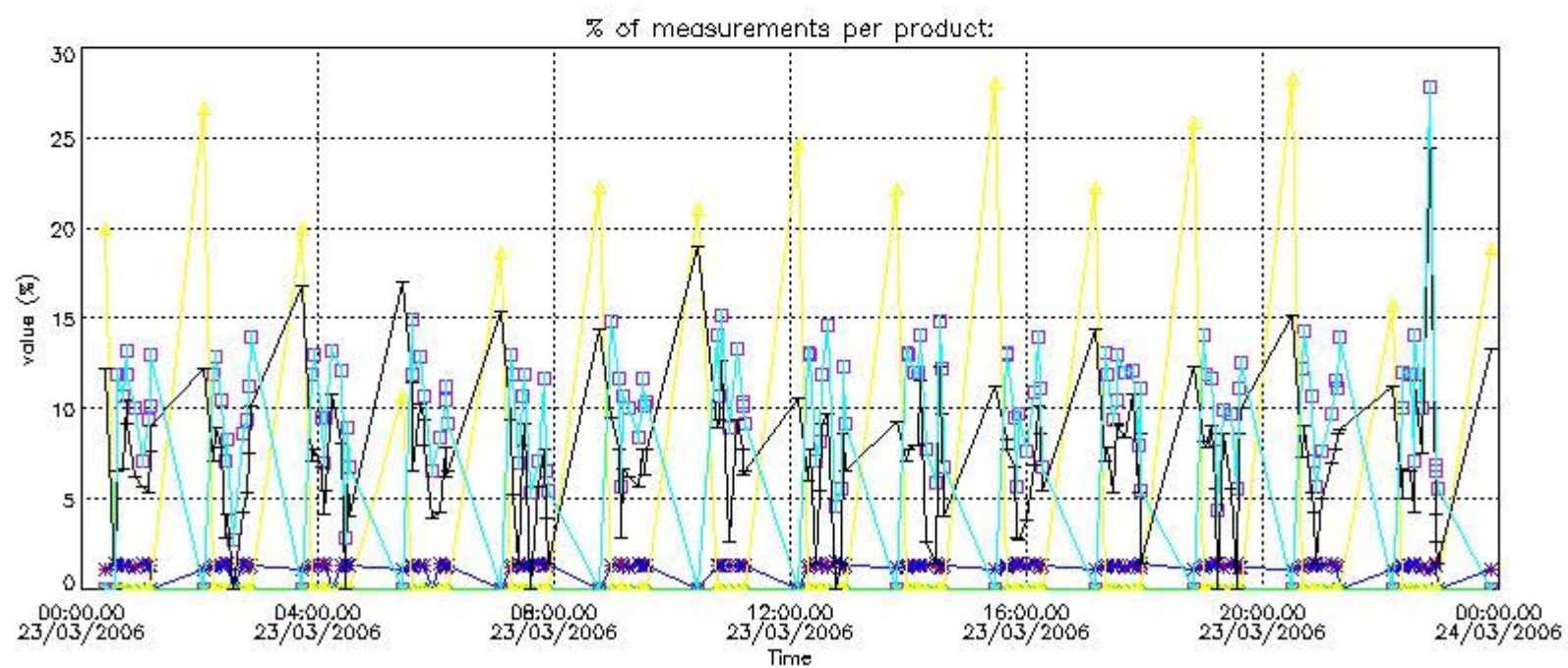
In this section it is plotted some information contained in the Quality Summary data set of the level 2 products that comes from the level 1b processing. Products without errors (error flag in the MPH set to "0") are used.

4.1 Plot quality information per product (time dependant) coming from level 1b processing

4.1.1 Plot level 1 quality information per product (time dependant): ENVISAT ASCENDING passes

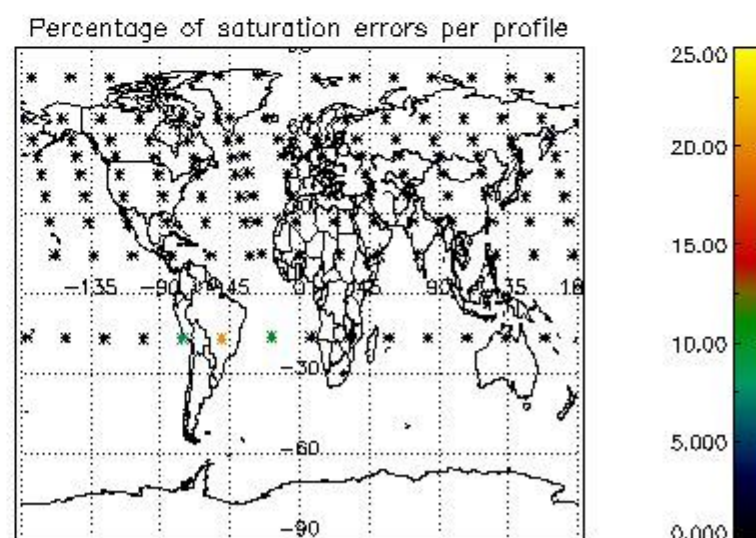
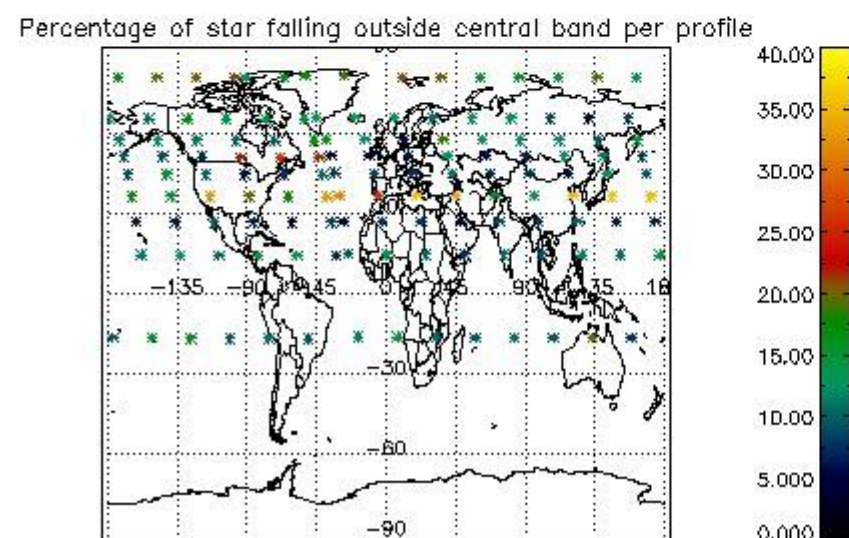
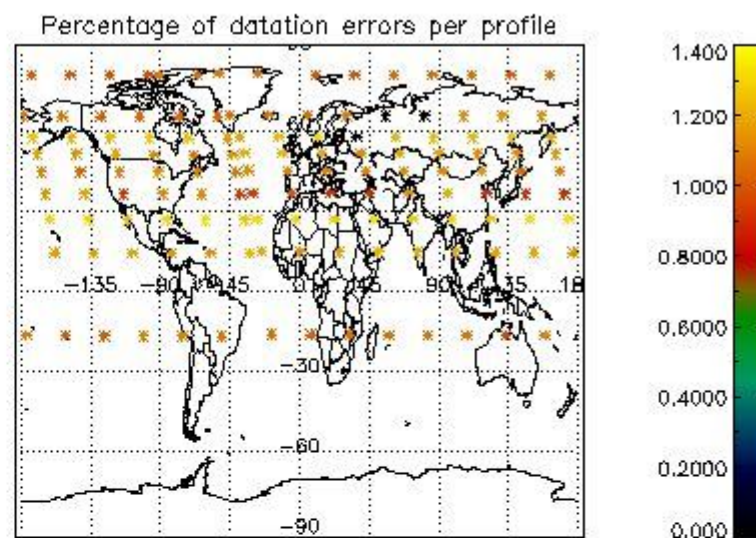
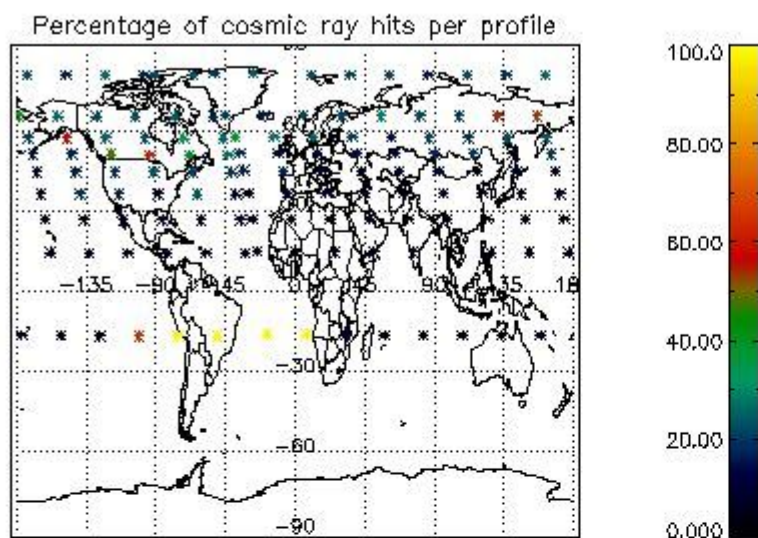


4.1.2 Plot level 1 quality information per product (time dependant): ENVI SAT DESCENDING passes

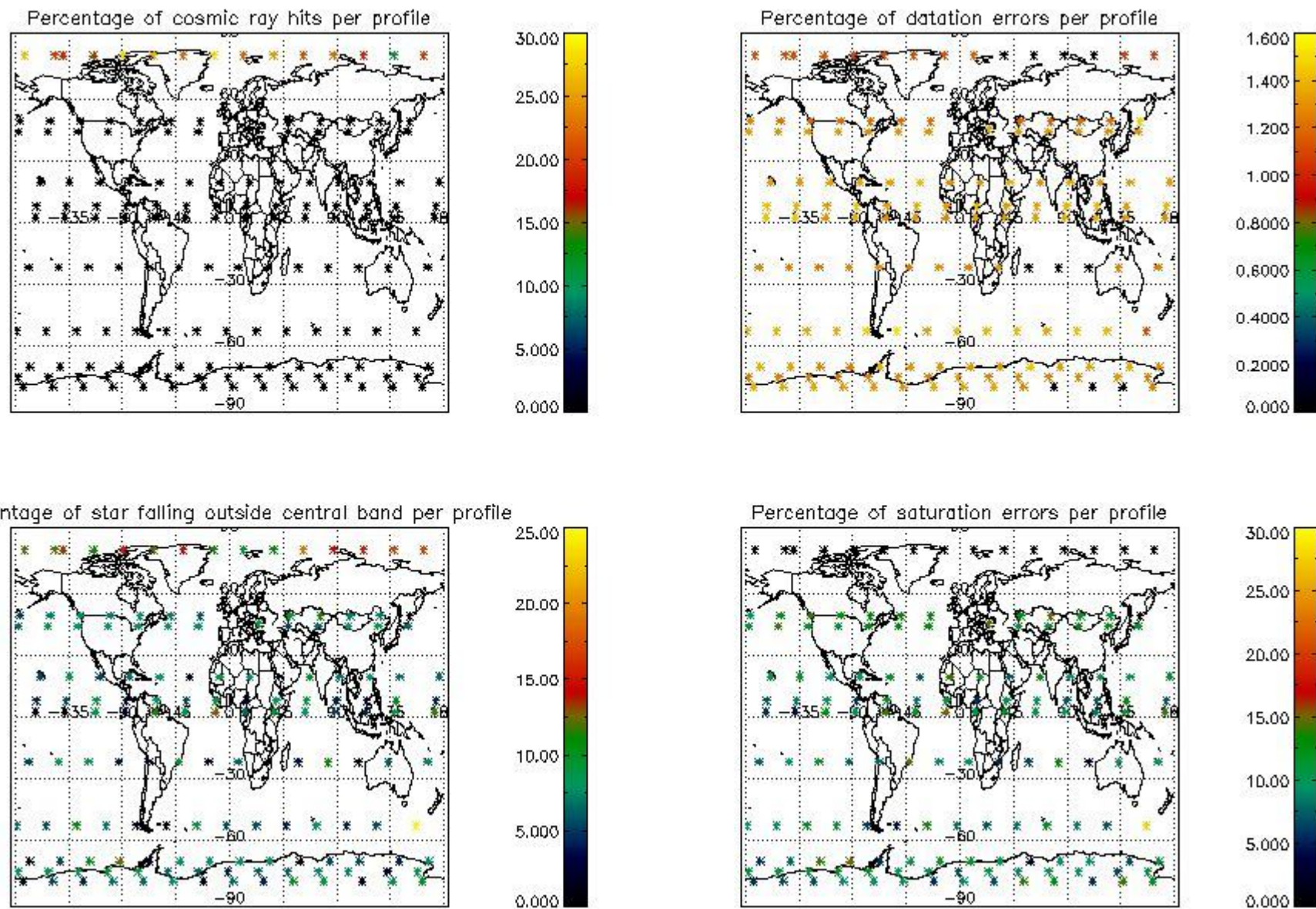


4.2 Plot quality information per product coming from level 1b processing (world map)

4.2.1 Plot level 1 quality information per product (world map): ENVISAT ASCENDING passes



4.2.2 Plot level 1 quality information per product (world map): ENVISAT DESCENDING passes



5. Trace gas profiles

5.1 Ozone statistics based on quality of products

The final quality of the products can be "measured" using the STD (Standard Deviation) attached to every point profile. This information is written to the parameter GOM_NL__2P/NL_LOCAL_SPECIES_DENSITY/o3_std of the level 2 products. The table below shows the statistics for given STD ranges.

The statistics are given with respect to the overall valid production:

- Products without fatal errors: GOM_NL__2P/MPH/PRODUCT_ERR=0
- Valid point profile: GOM_NL__2P/NL_LOCAL_SPECIES_DENSITY/pcd(0)=0

The 'Criteria' is applied to valid points of dark limb products:

- Products in dark limb illumination condition: GOM_NL__2P/NL_SUMMARY_QUALITY/obs_ill_cond=0
- Products without fatal errors: GOM_NL__2P/MPH/PRODUCT_ERR=0
- Valid point profile: GOM_NL__2P/NL_LOCAL_SPECIES_DENSITY/pcd(0)=0

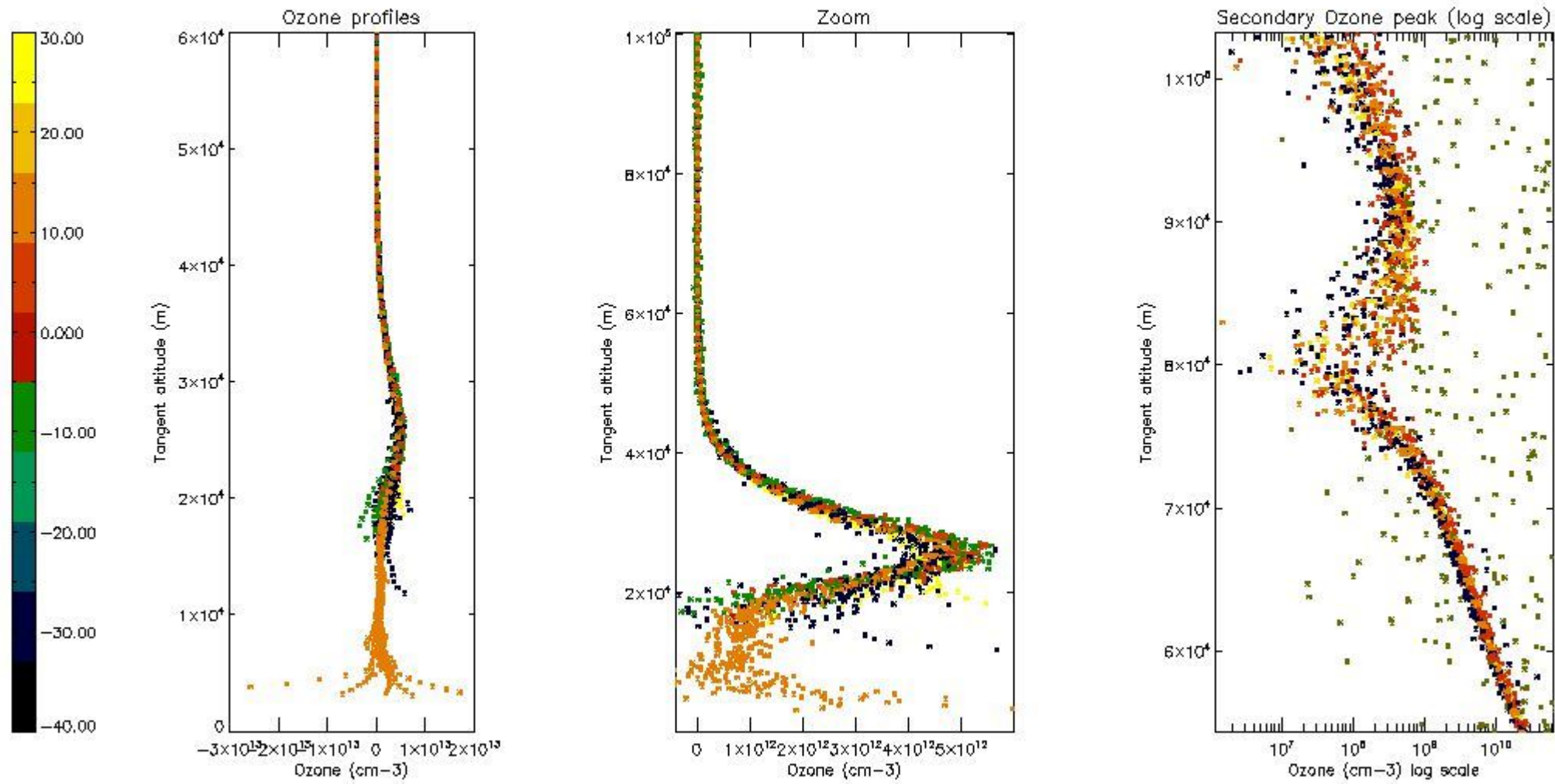
So, the table below shows the percentage of dark limb and valid observations for each criteria with respect to the overall valid daily observations.

Criteria	% of total production
All STD	26
STD < 20	13

STD < 10	10
STD < 5	5

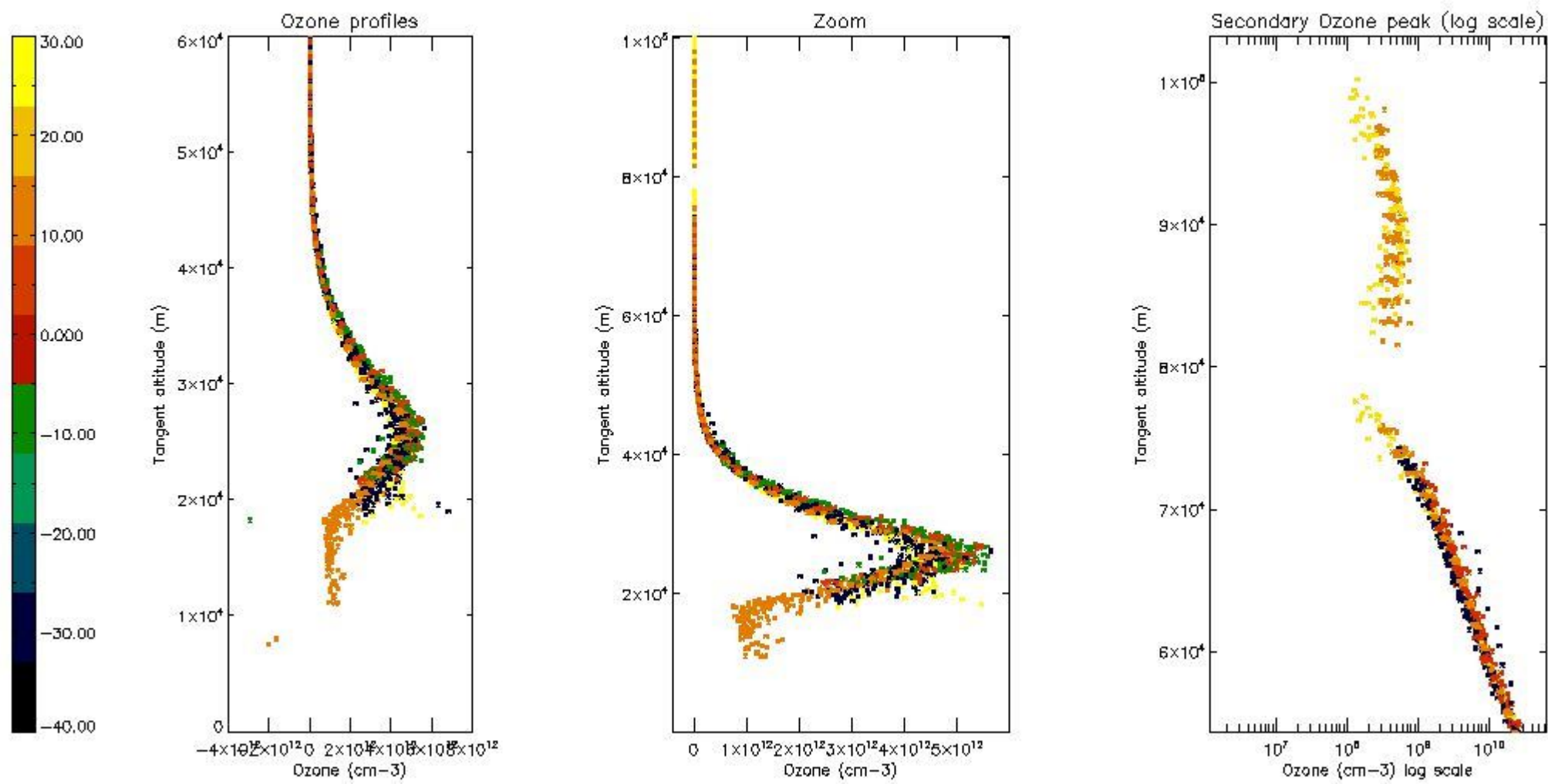
5.2 Plot ozone profiles for all STD (dark without errors)

The colorbar represents the latitude.



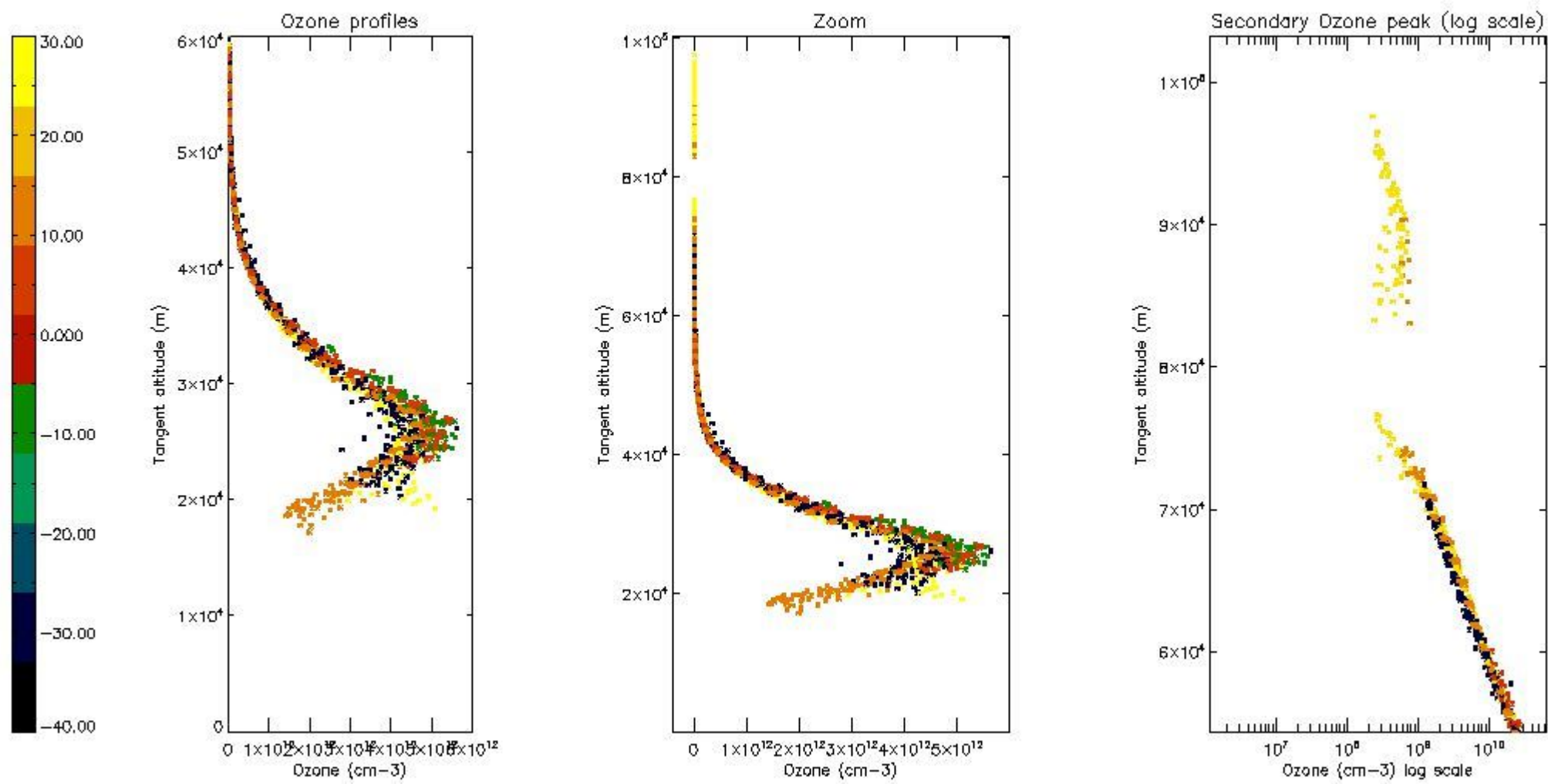
5.3 Plot ozone profiles where STD < 20% (dark without errors)

The colorbar represents the latitude.



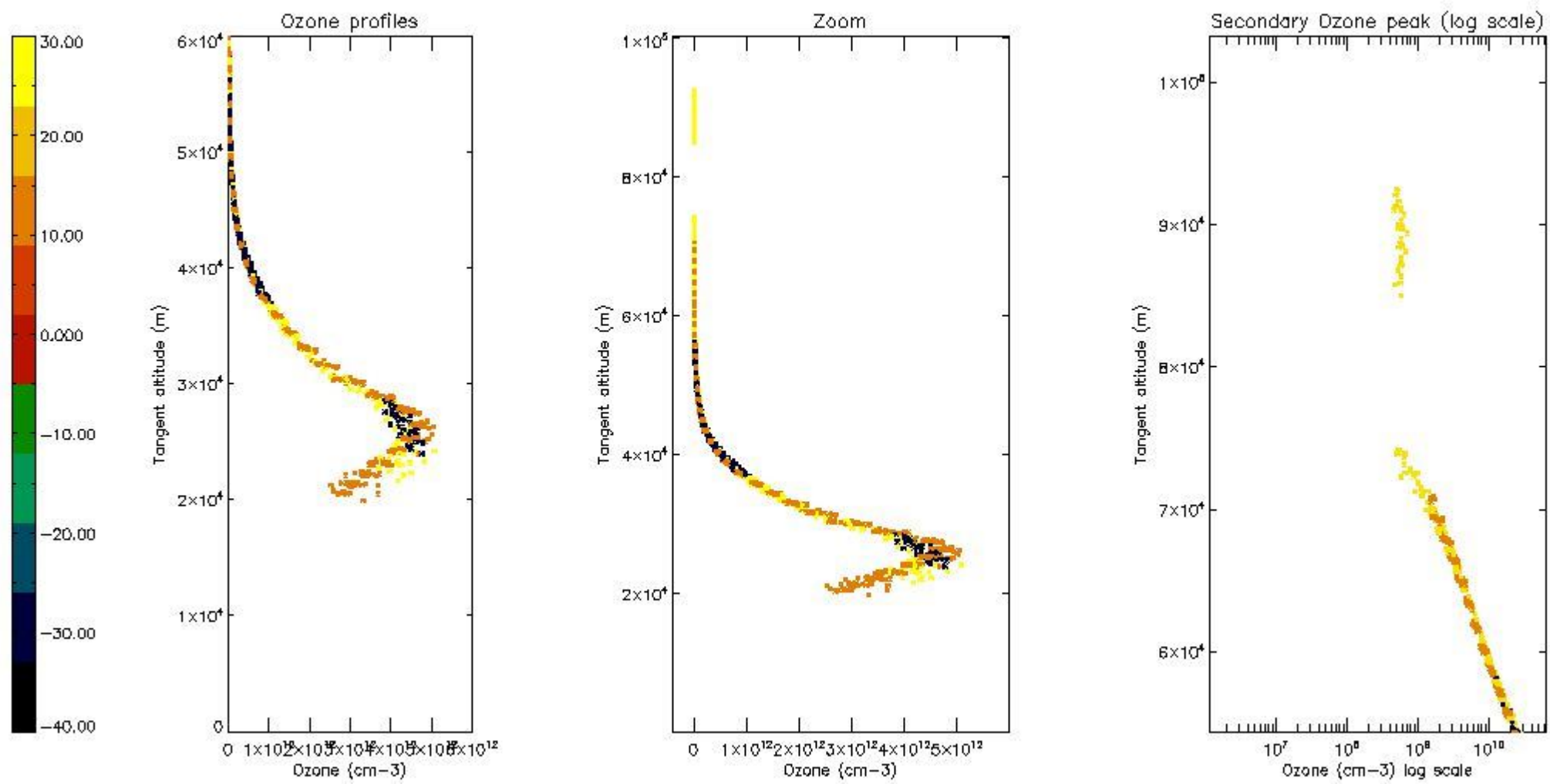
5.4 Plot ozone profiles where STD < 10% (dark without errors)

The colorbar represents the latitude.



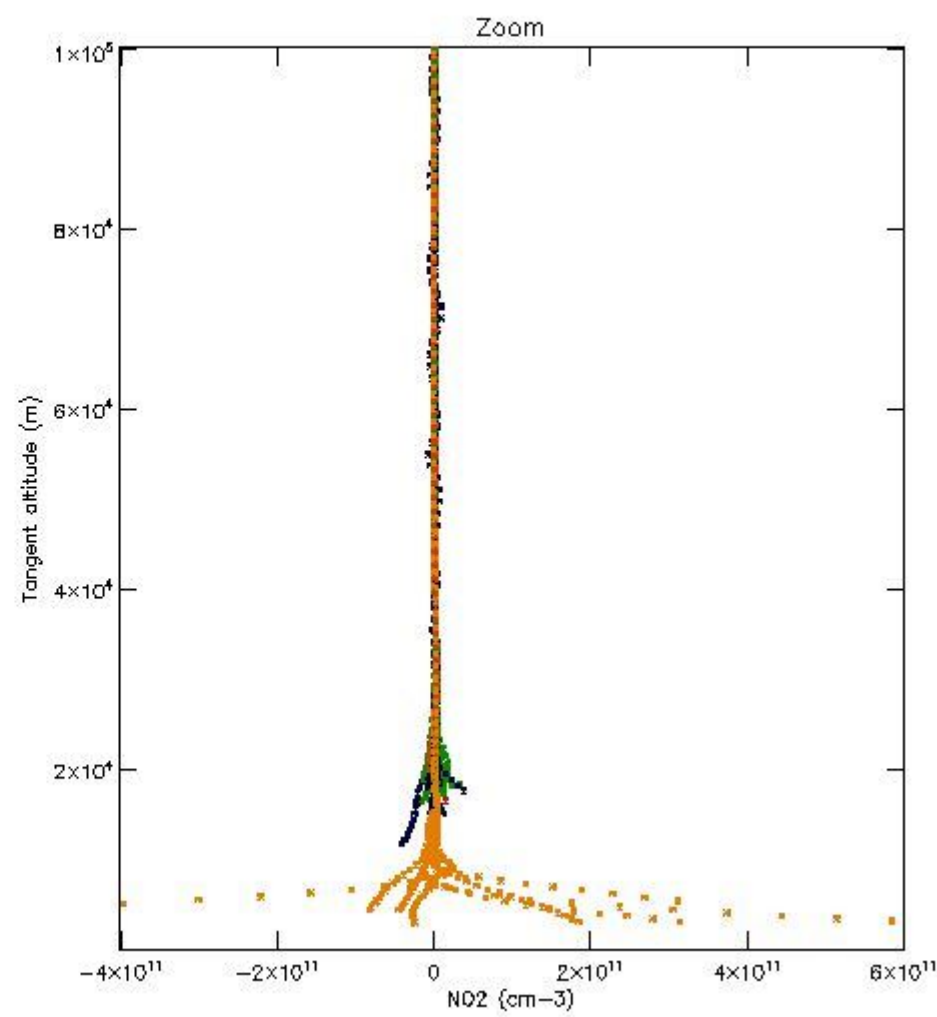
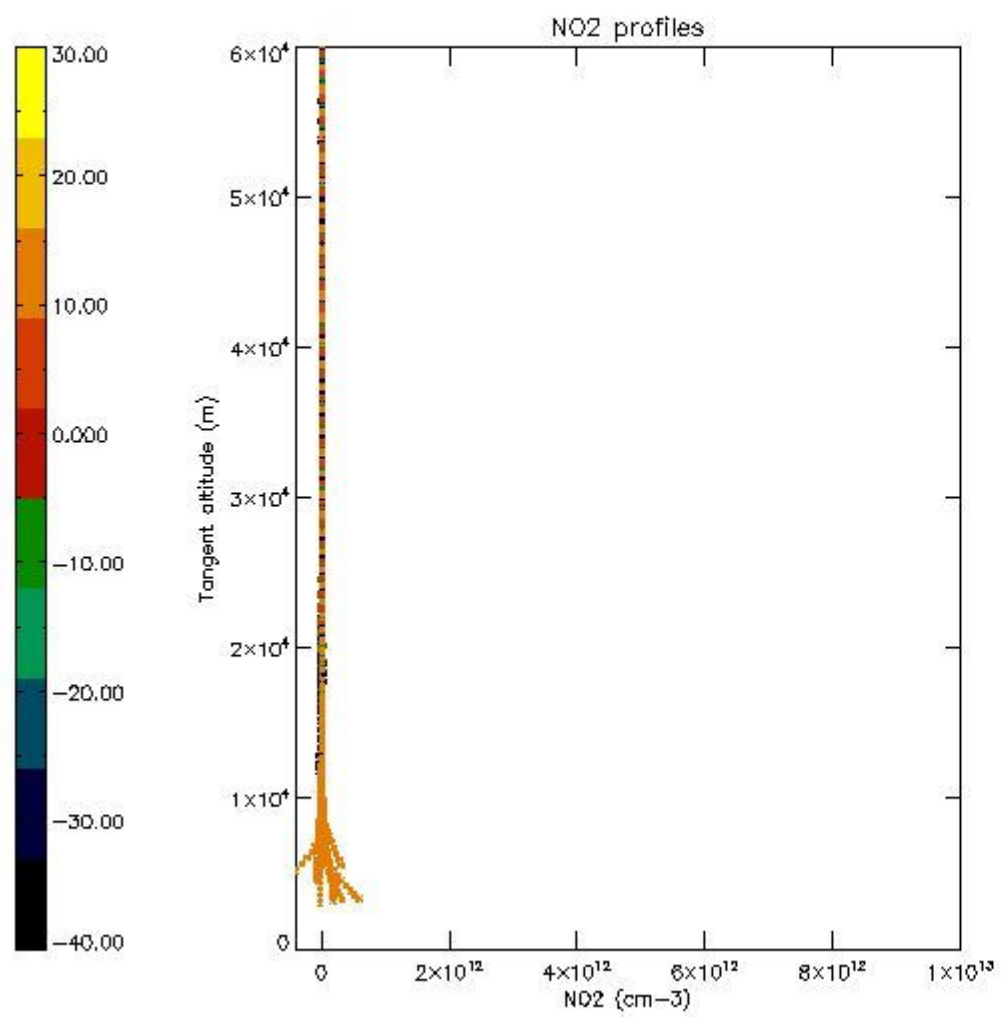
5.5 Plot ozone profiles where STD < 5% (dark without errors)

The colorbar represents the latitude.



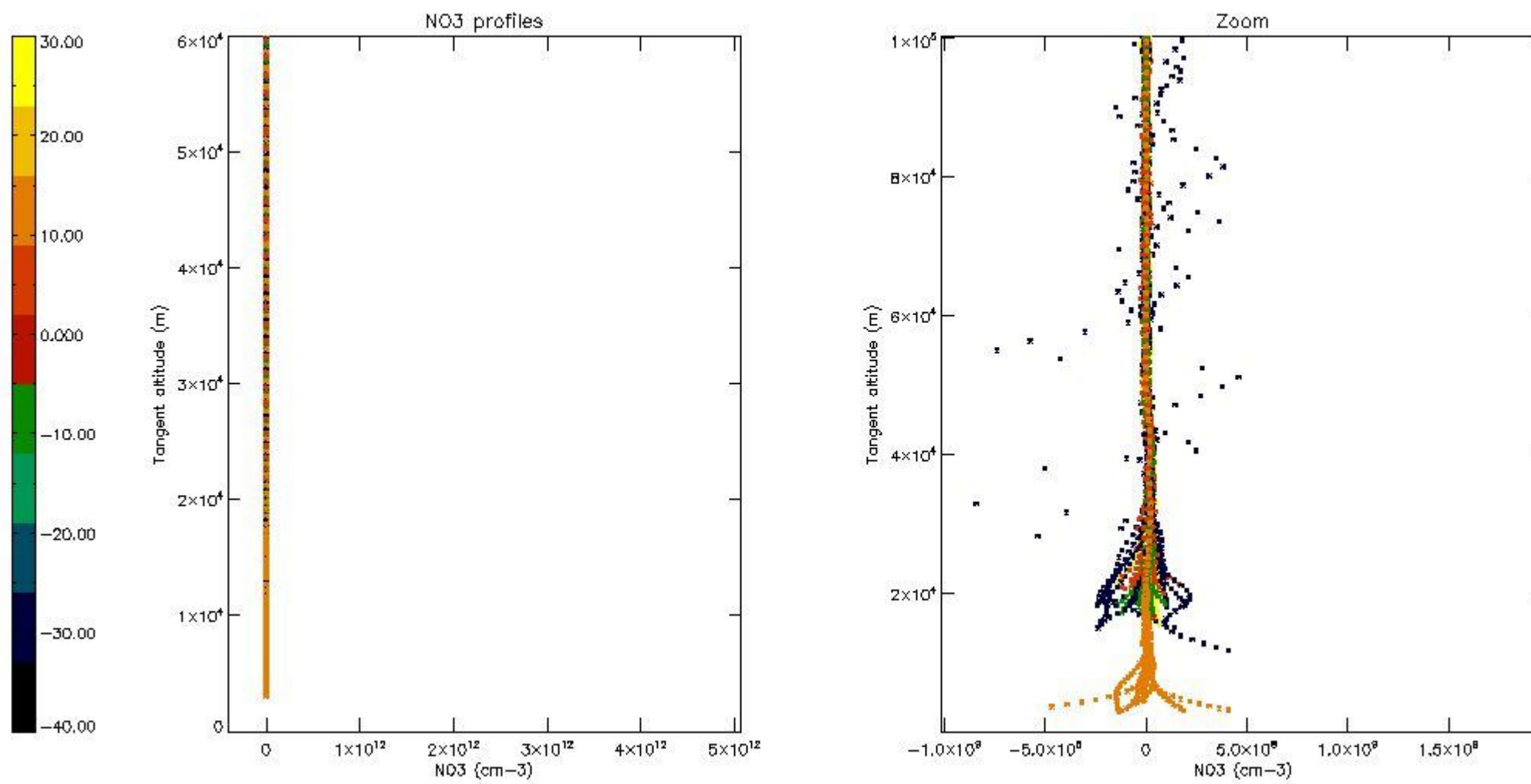
5.6 Plot NO₂ profiles for all STD (dark without errors)

The colorbar represents the latitude.



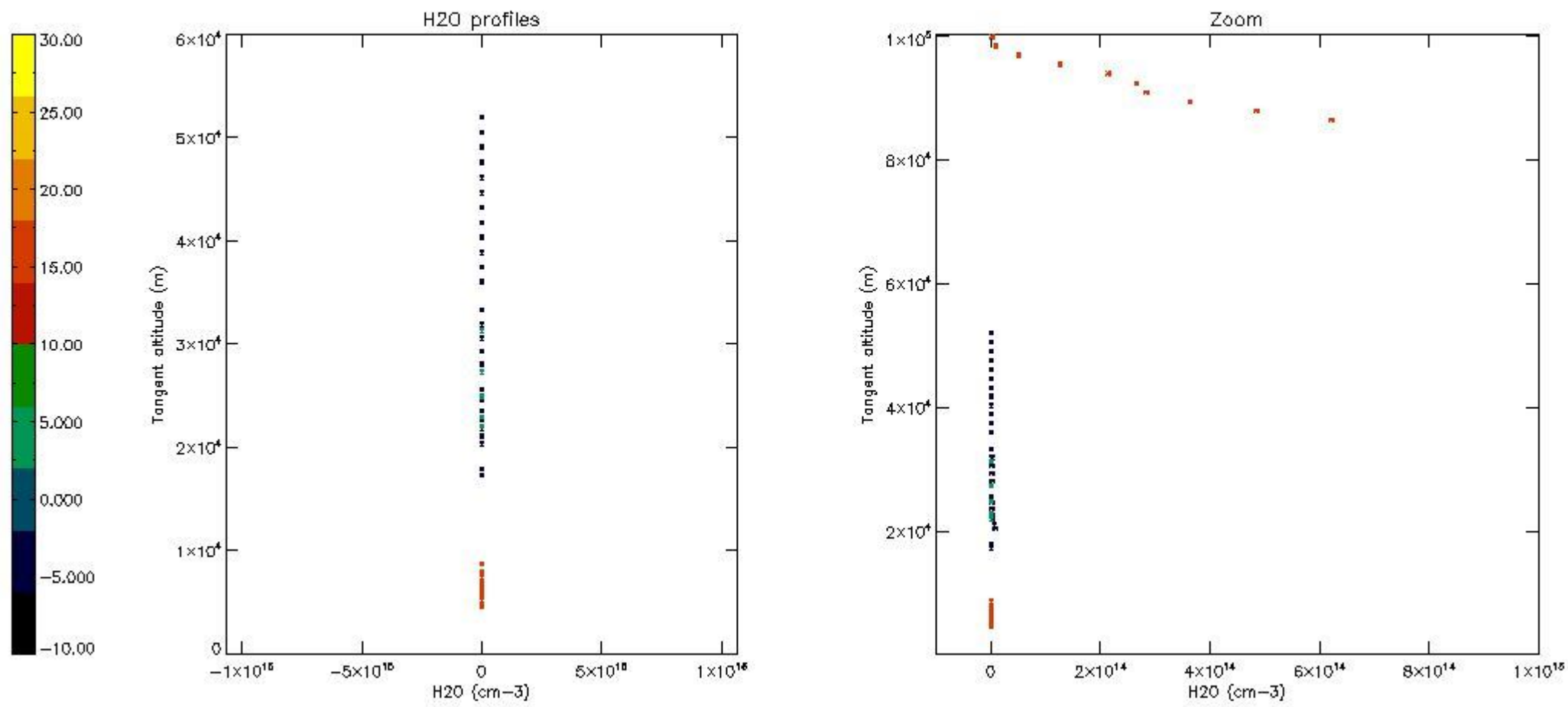
5.7 Plot NO₃ profiles for all STD (dark without errors)

The colorbar represents the latitude.



5.8 Plot H2O profiles for all STD (only for occultations of stars 1,2,3,4,13,14,16,26,63 dark without errors)

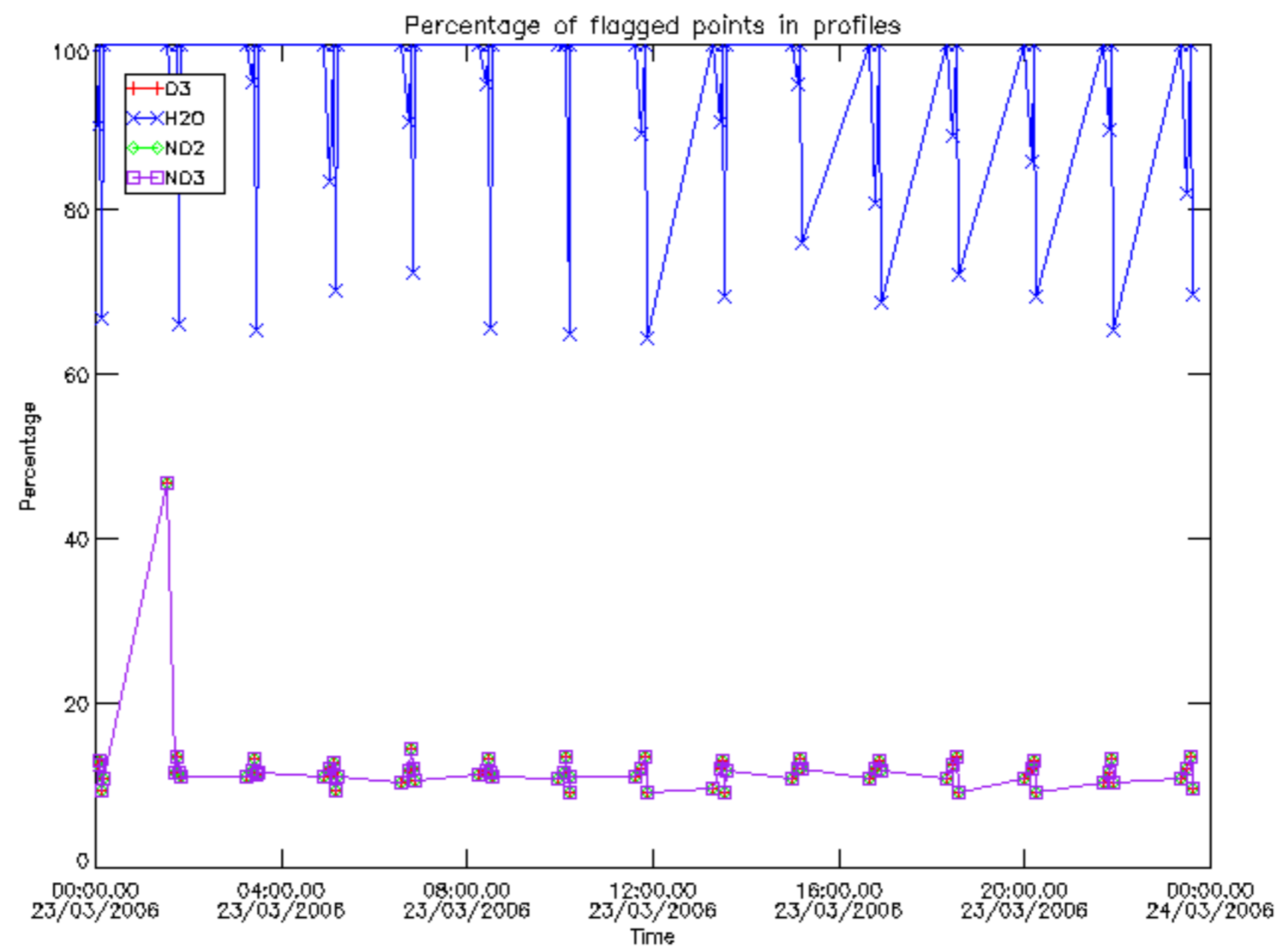
The colorbar represents the latitude.



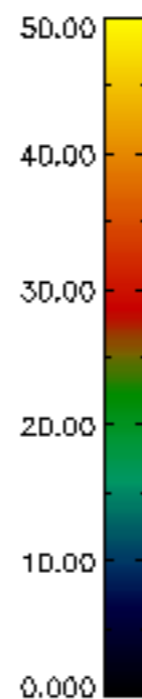
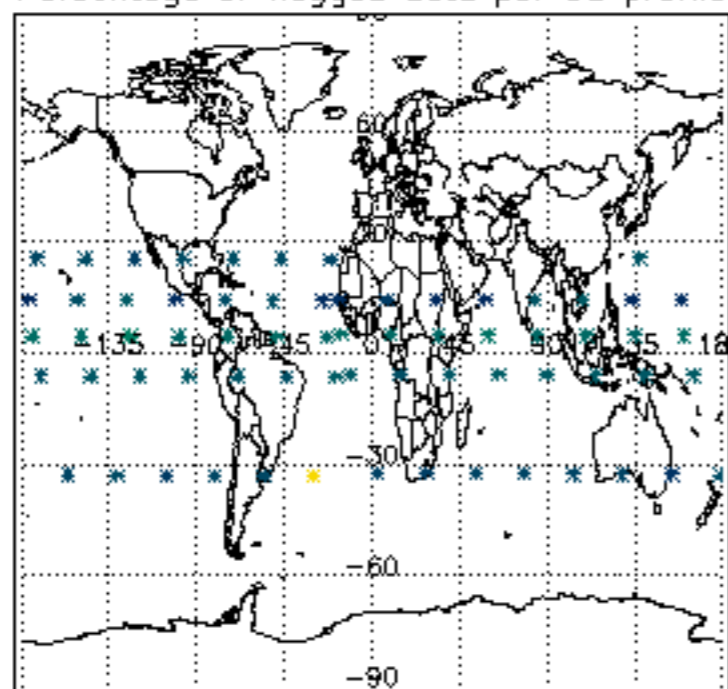
6. Auxiliary Data Files used for the production reported in section 2

The number reported in the third column indicates since which file (see list in section 2) the corresponding auxiliary file has been used. The fourth column is the date of those product files.

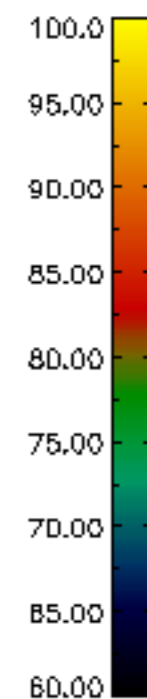
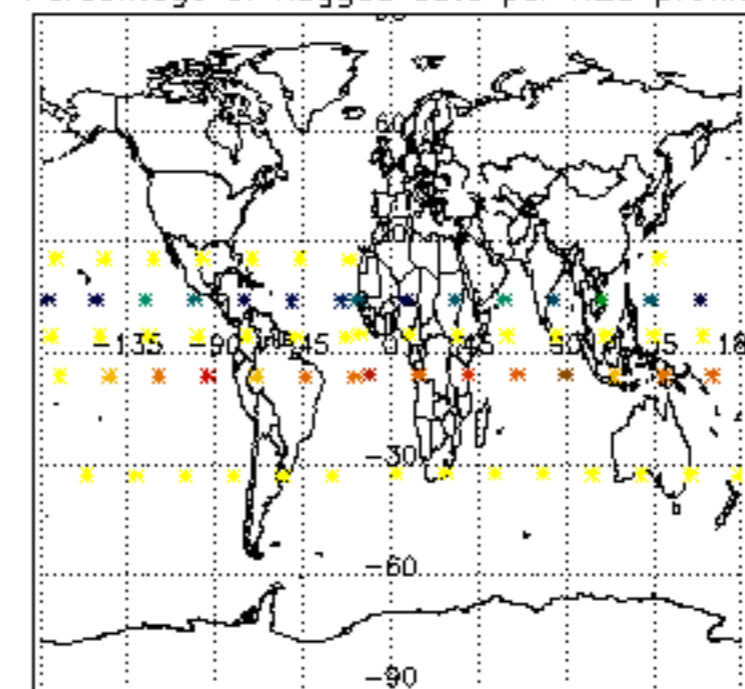
Type	Auxiliary Filename	Used since product	Used since product date
INST_PHYS_CHARACTERISTICS	GOM_INS_AXVIEC20091111_143220_20030716_120000_20500101_000000	1	23-MAR-2006 00:01:17
LEVEL-2_PROC_CONFIG	GOM_PR2_AXVIEC20091111_152718_20020301_000000_20500101_000000	1	23-MAR-2006 00:01:17
CROSS_SECTIONS_FILE	GOM_CRS_AXVIEC20091111_154832_20020301_000000_20500101_000000	1	23-MAR-2006 00:01:17



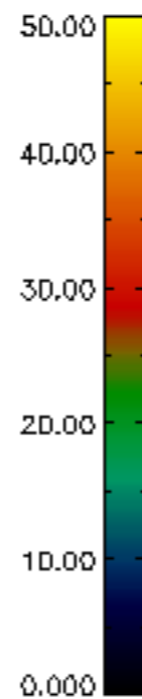
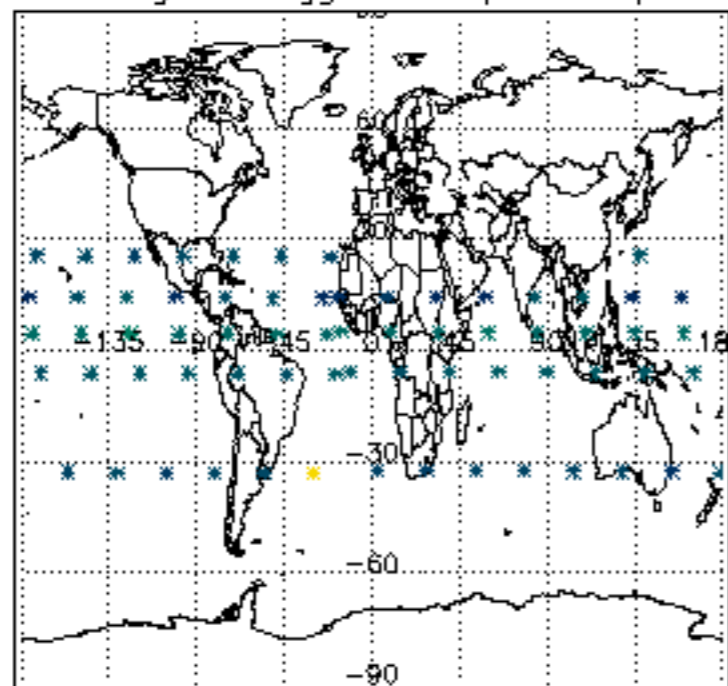
Percentage of flagged data per D3 profile



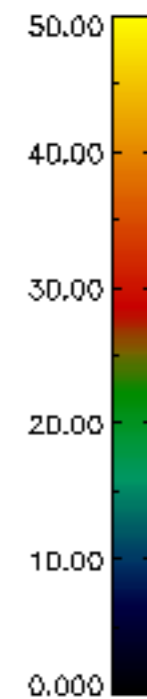
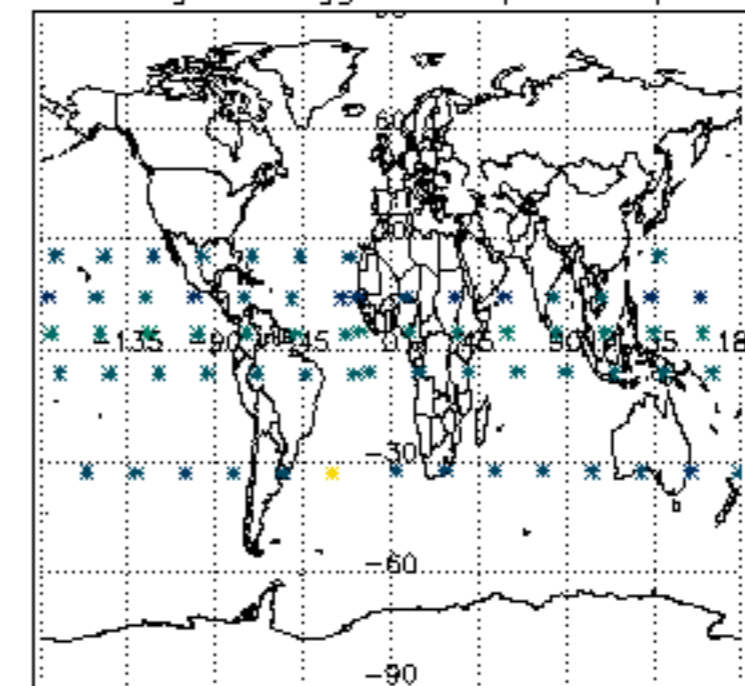
Percentage of flagged data per H2O profile

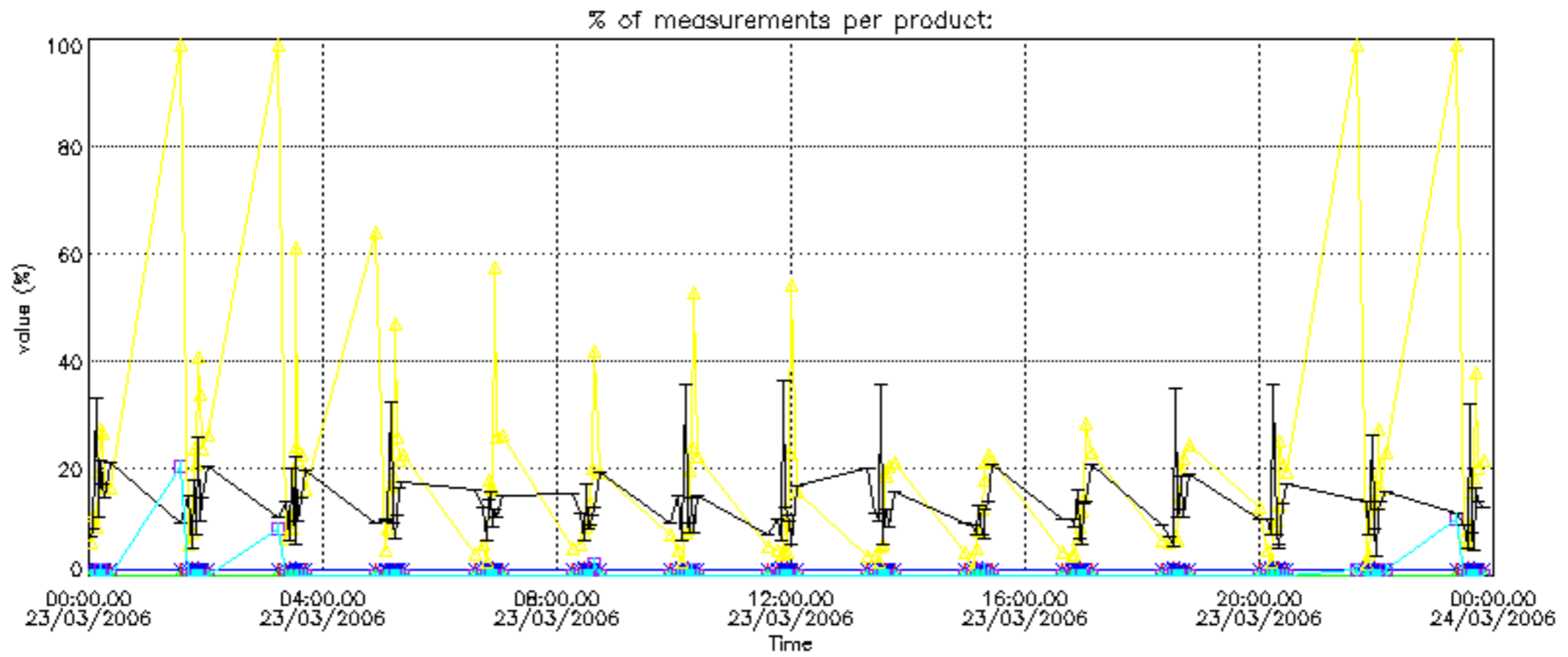


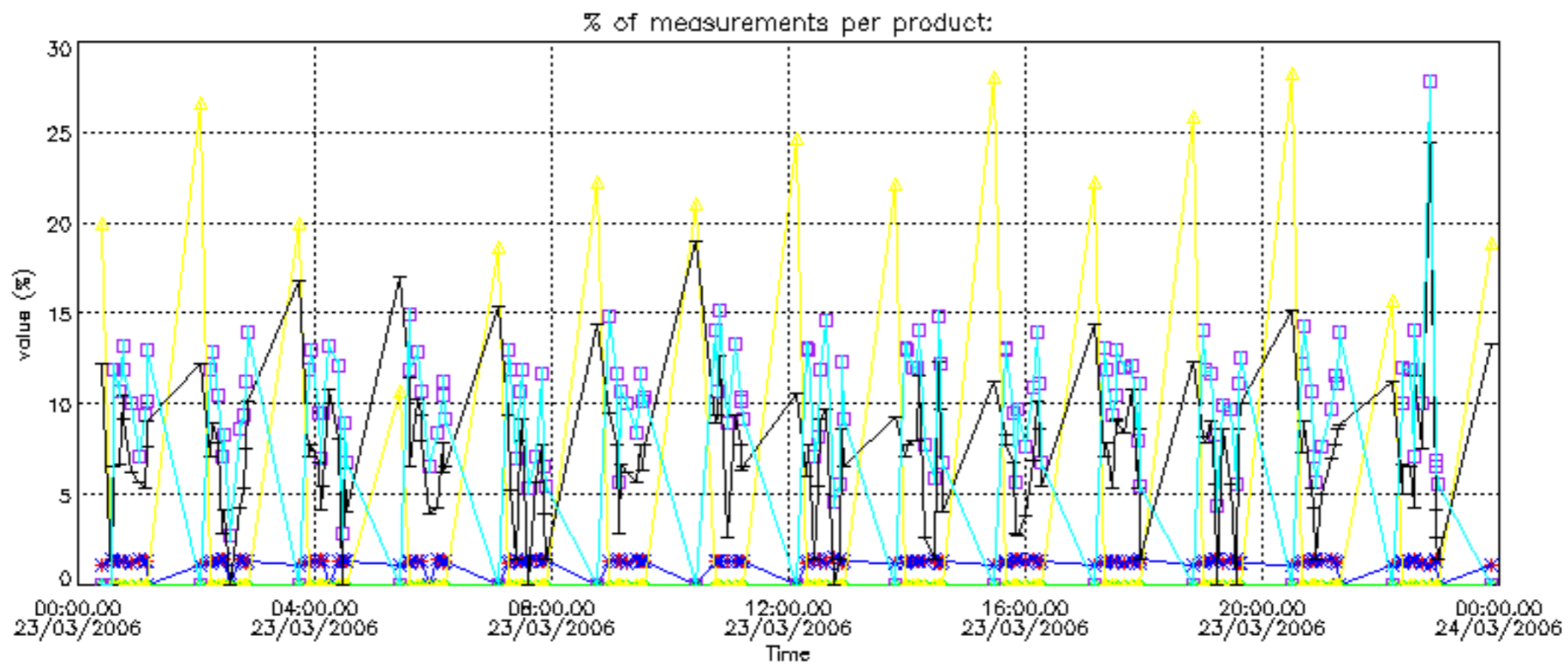
Percentage of flagged data per NO2 profile



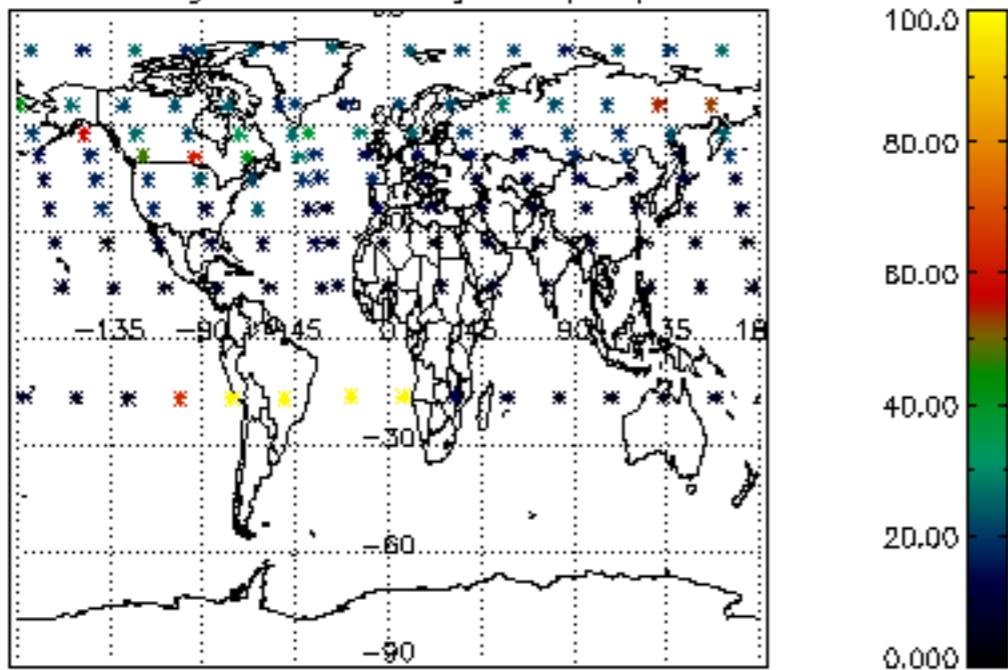
Percentage of flagged data per NO3 profile



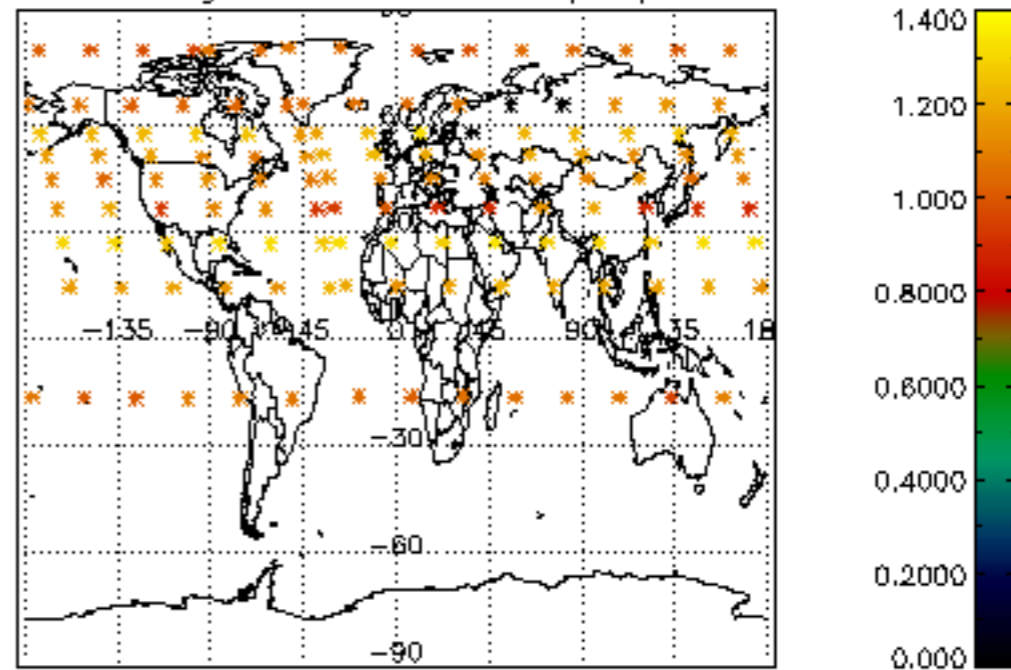




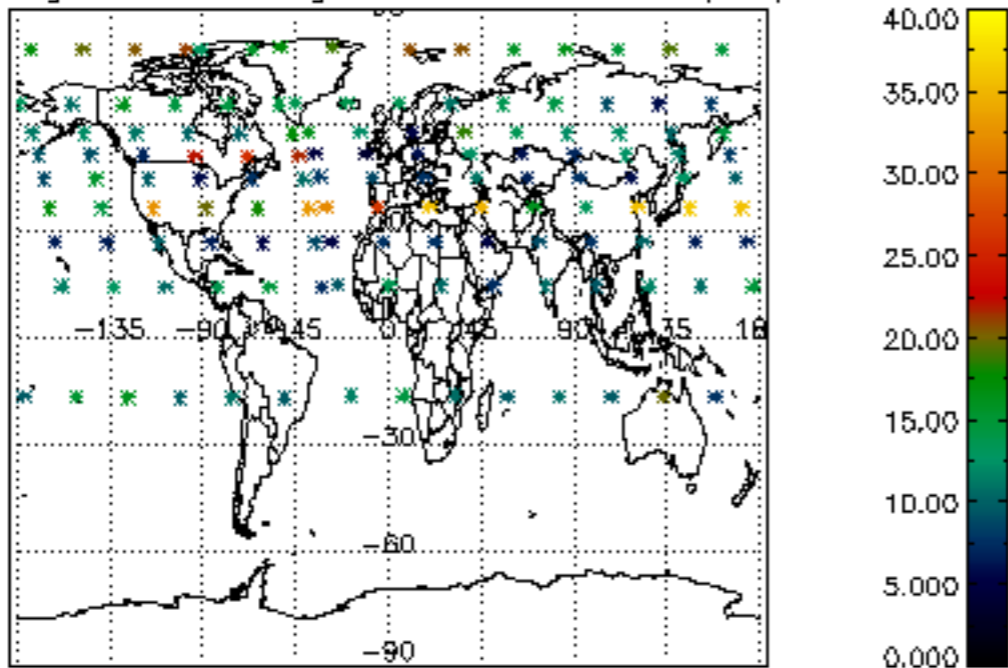
Percentage of cosmic ray hits per profile



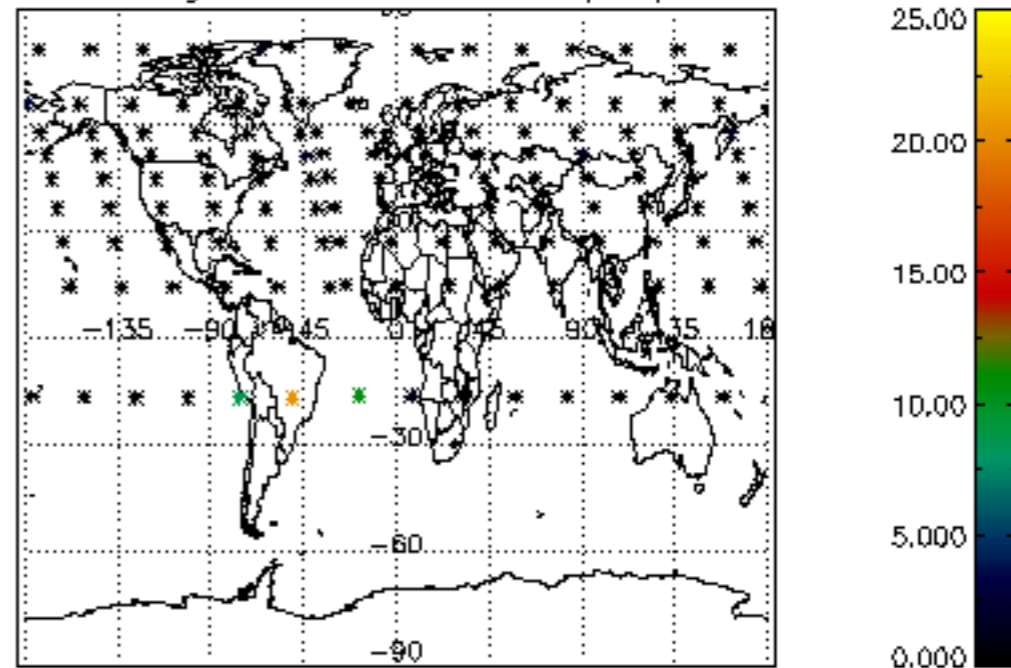
Percentage of datation errors per profile



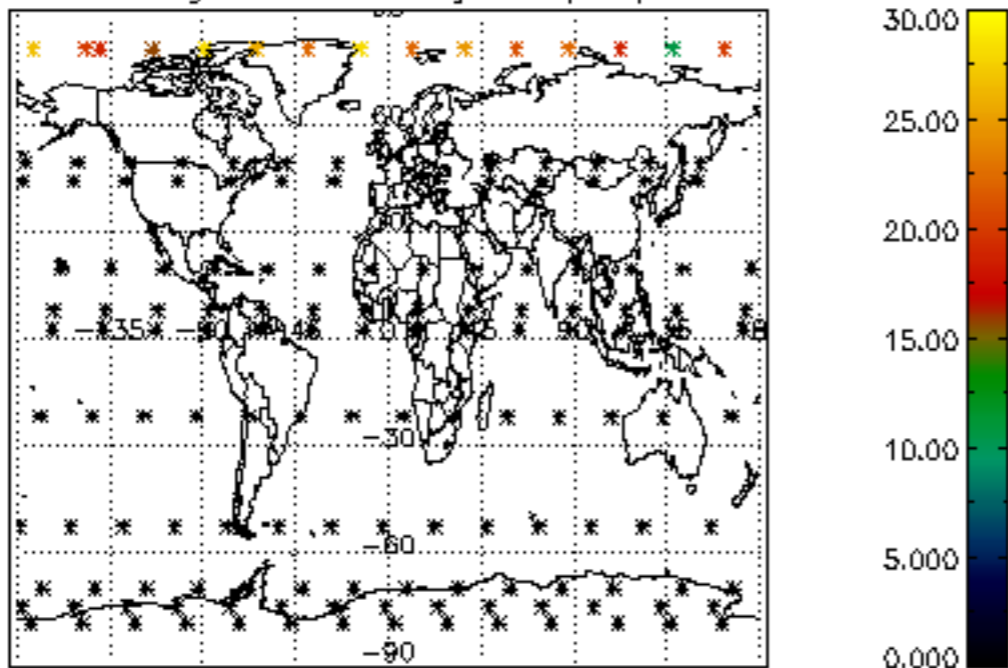
Percentage of star falling outside central band per profile



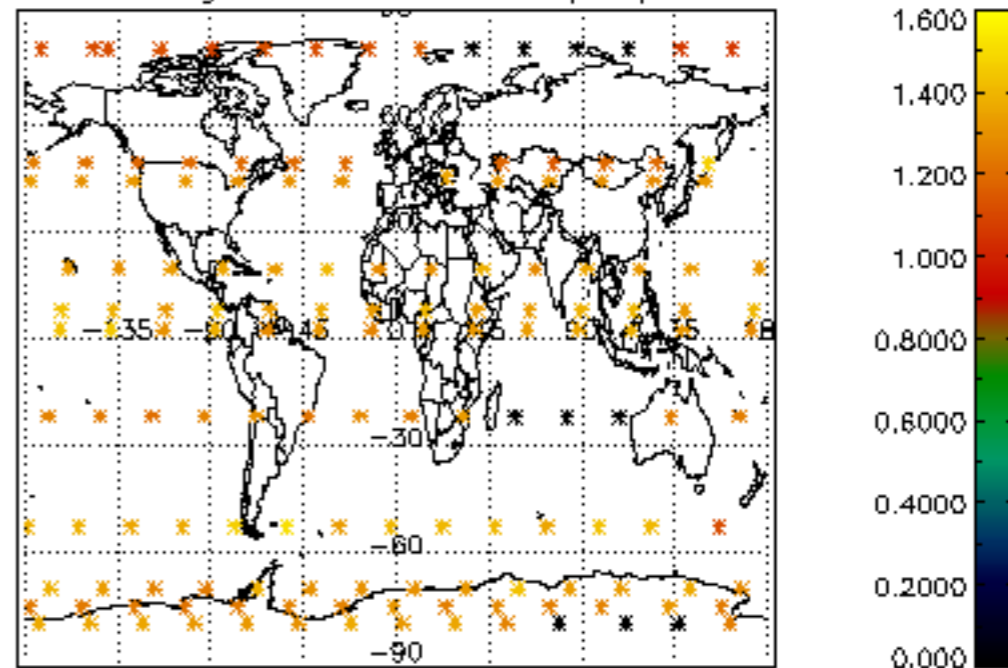
Percentage of saturation errors per profile



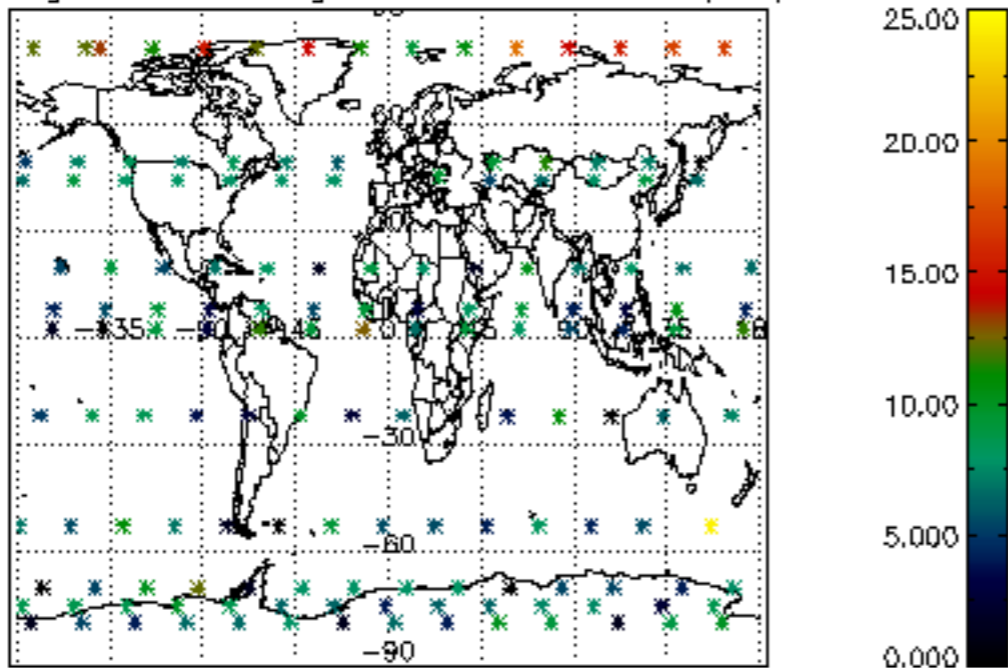
Percentage of cosmic ray hits per profile



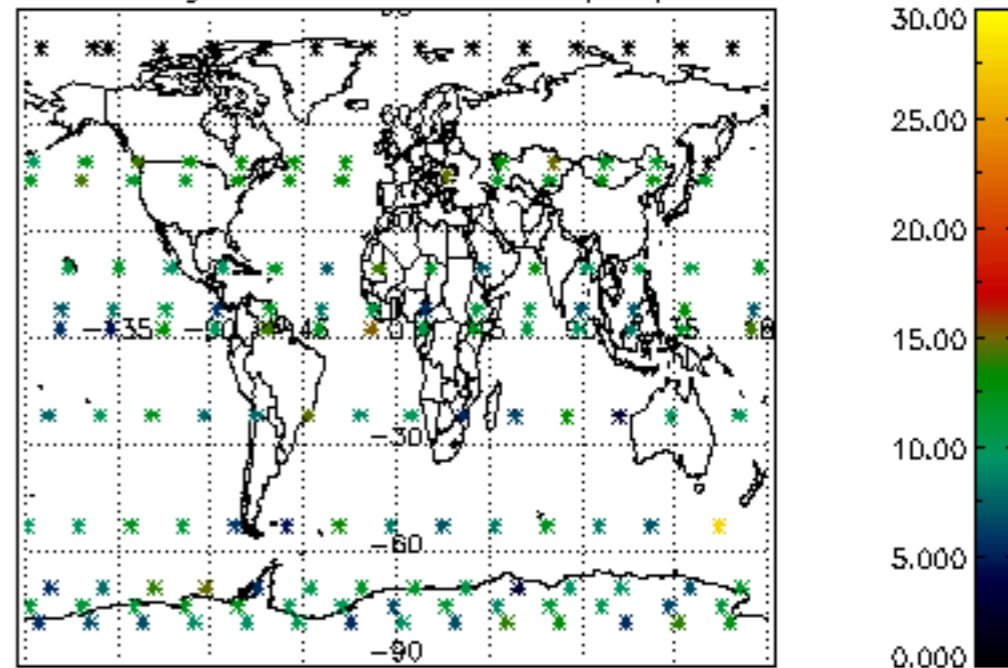
Percentage of datation errors per profile

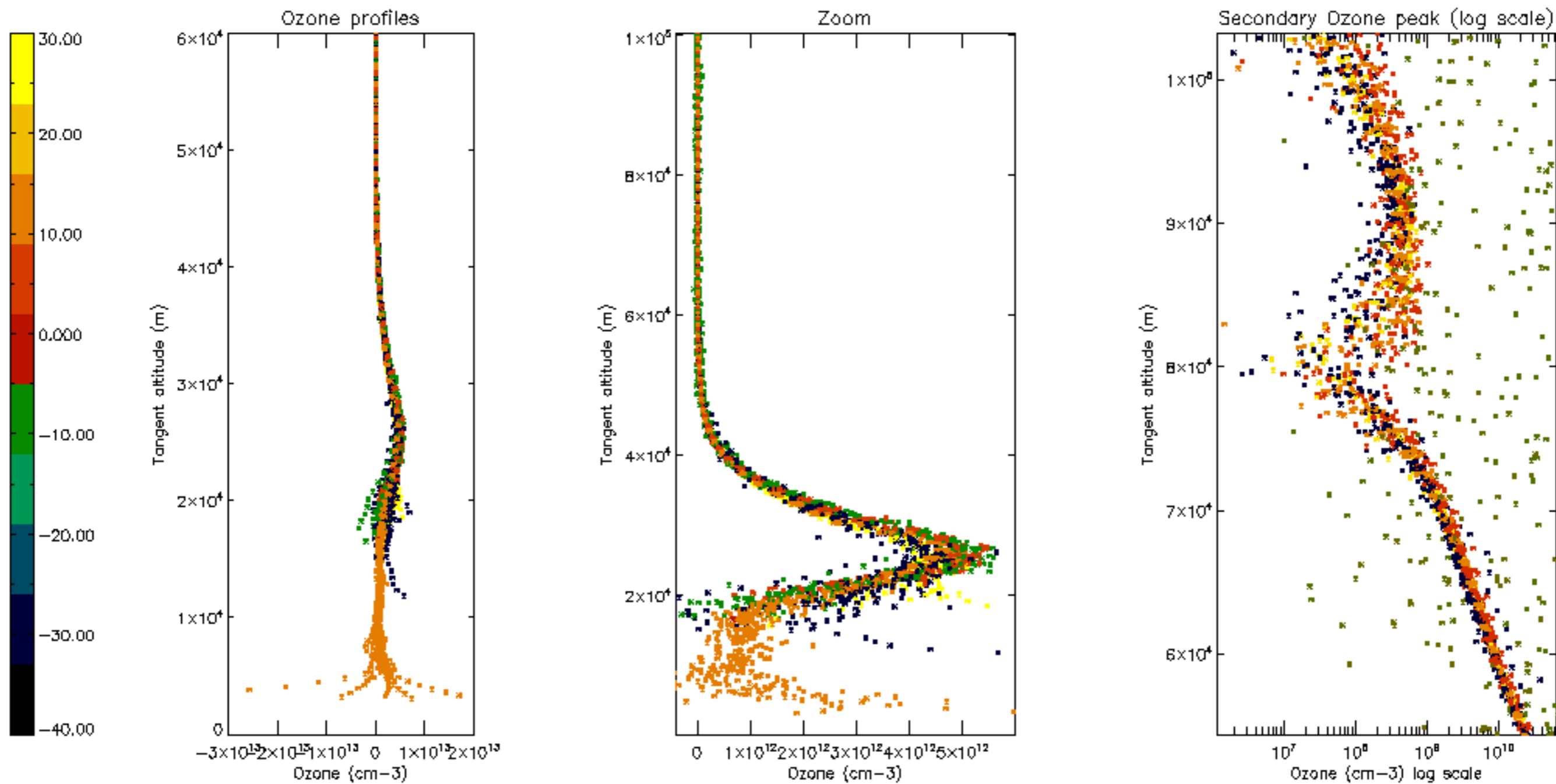


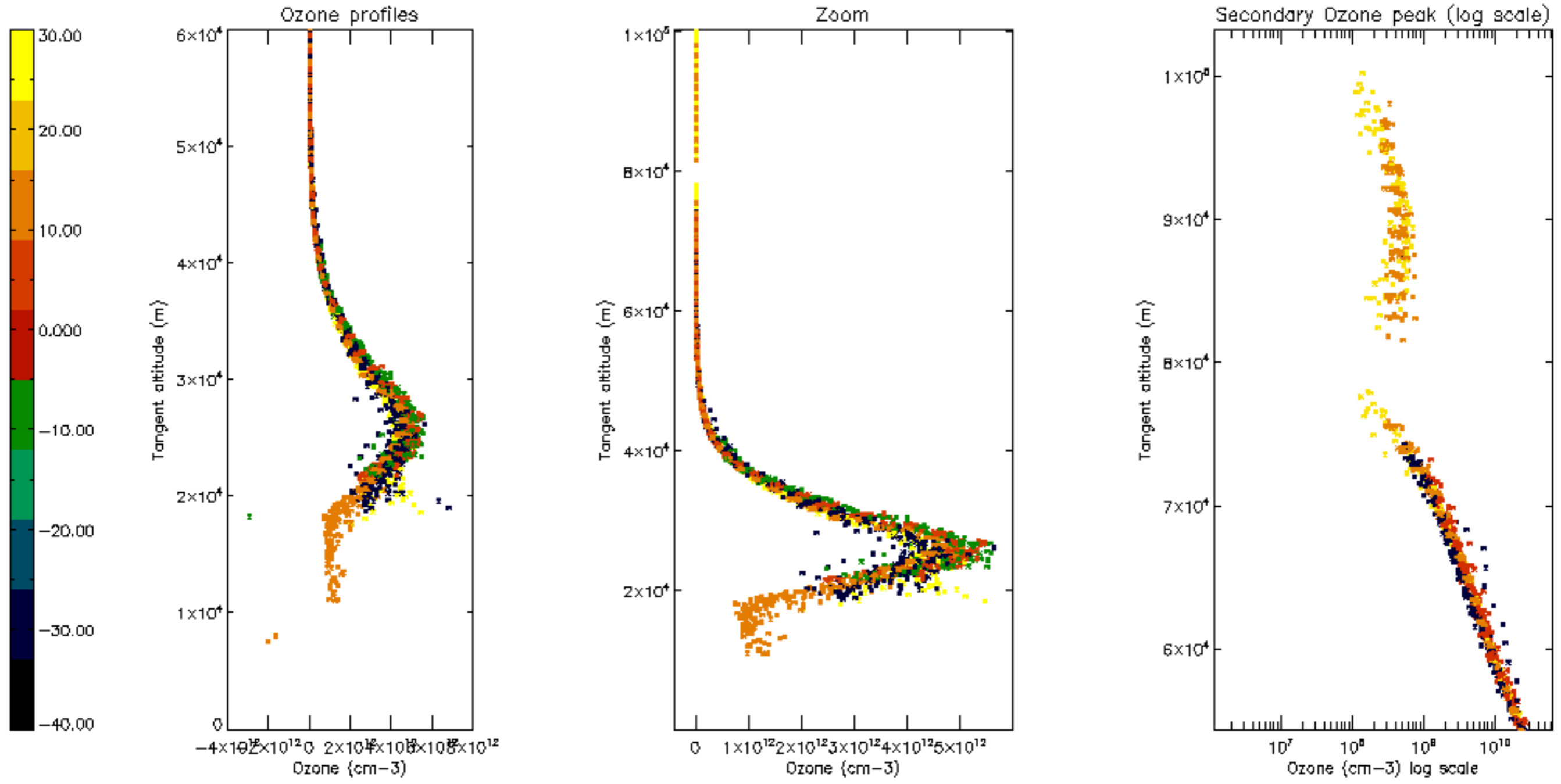
Percentage of star falling outside central band per profile

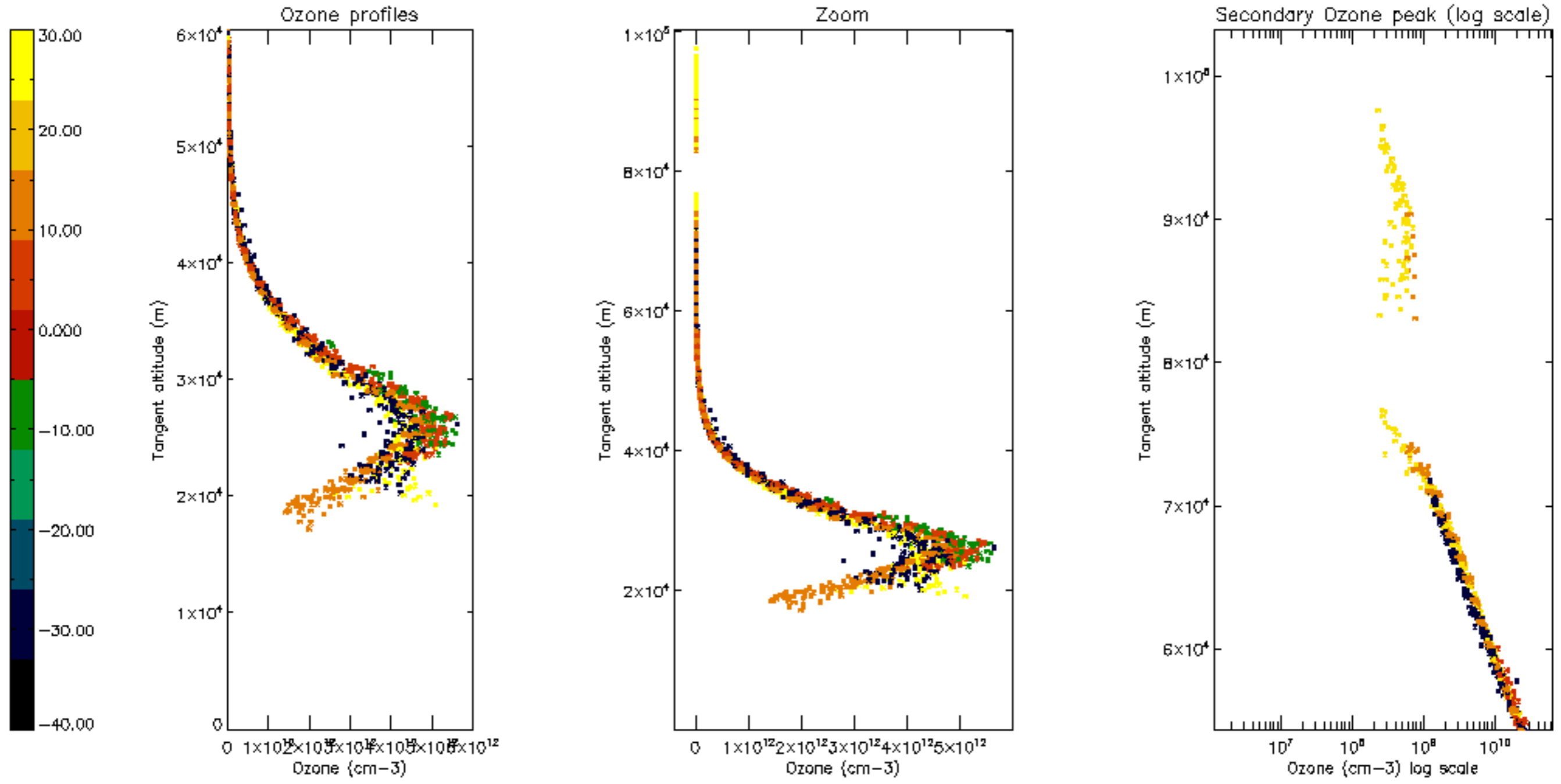


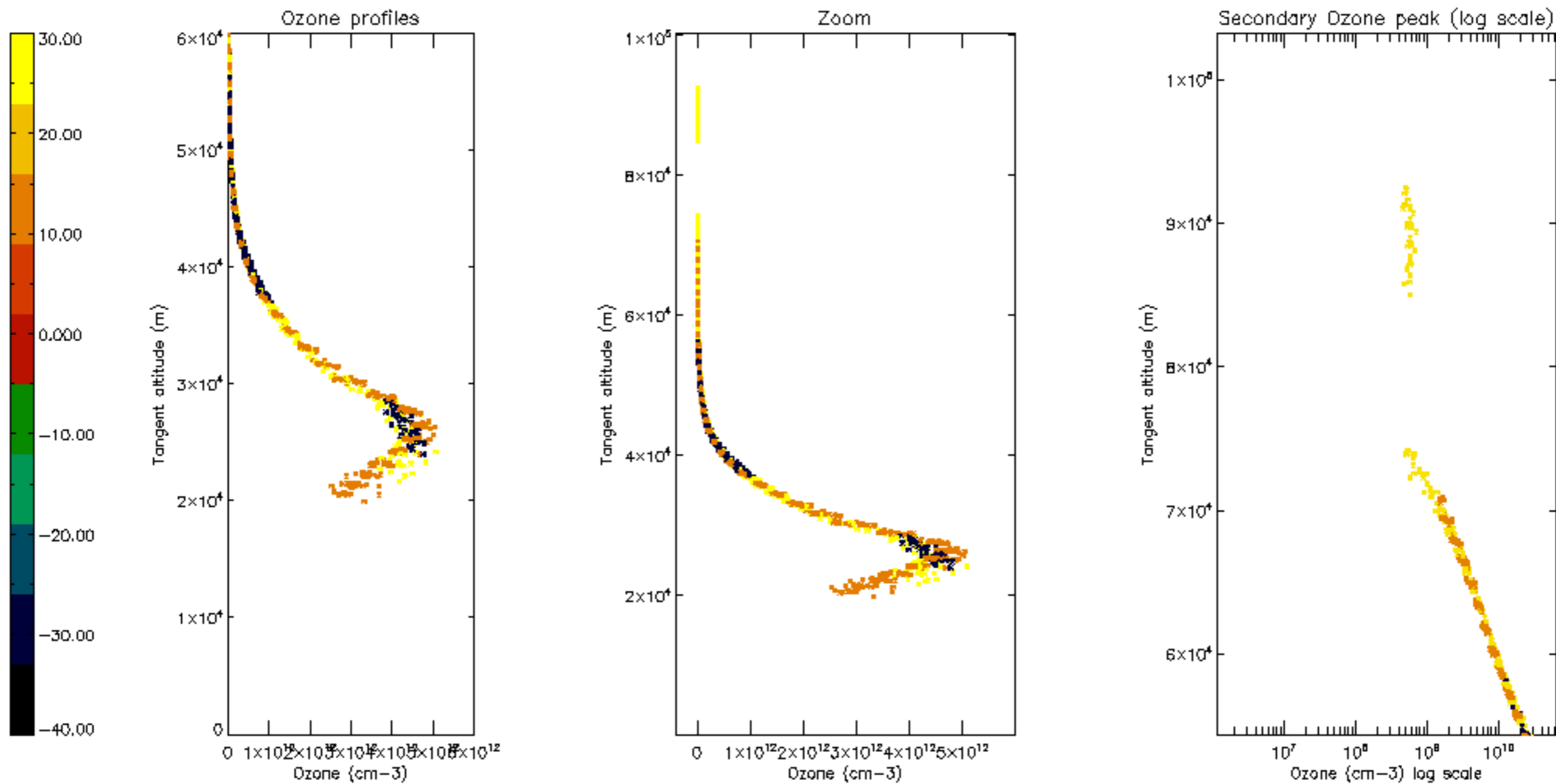
Percentage of saturation errors per profile

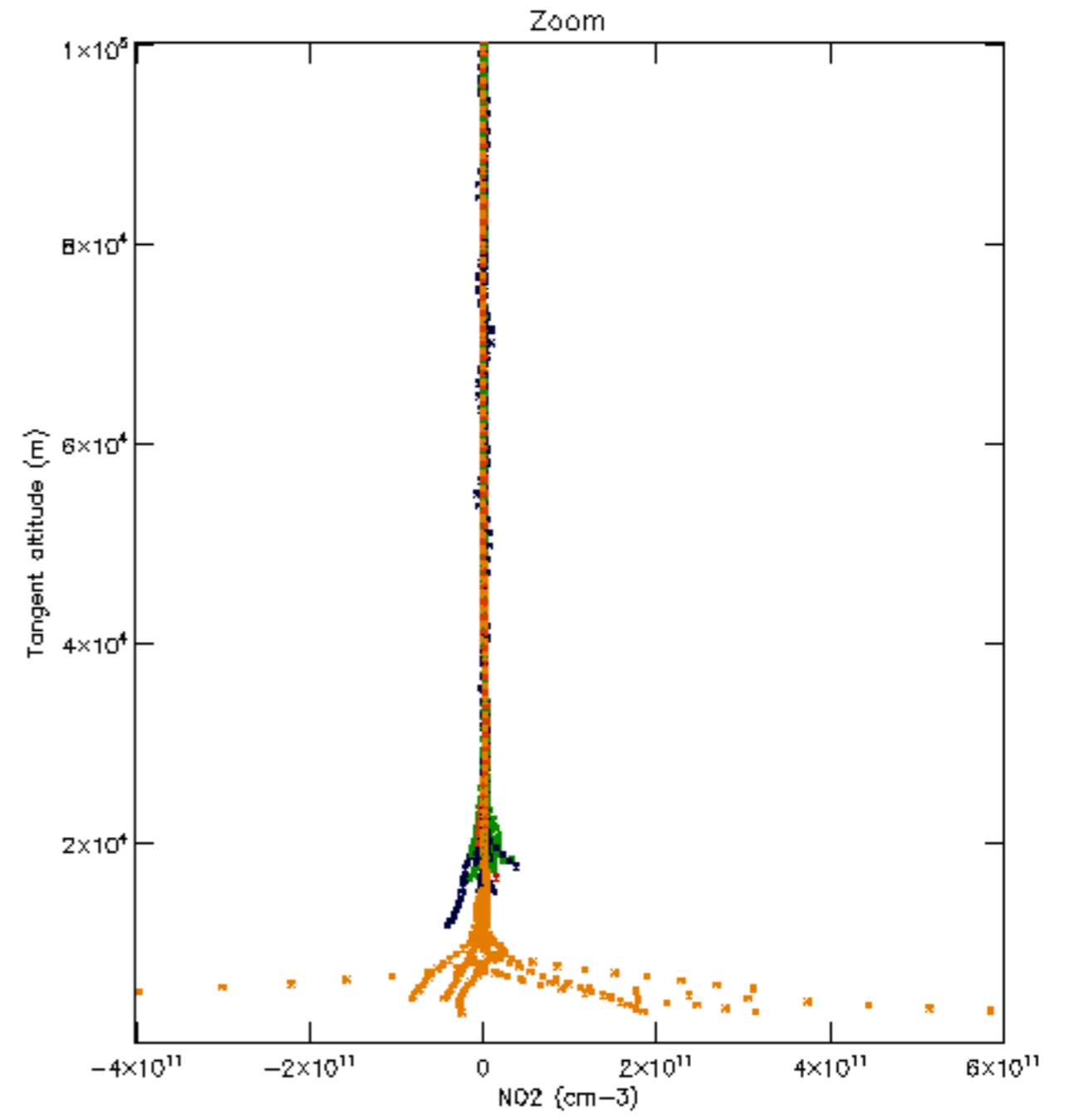
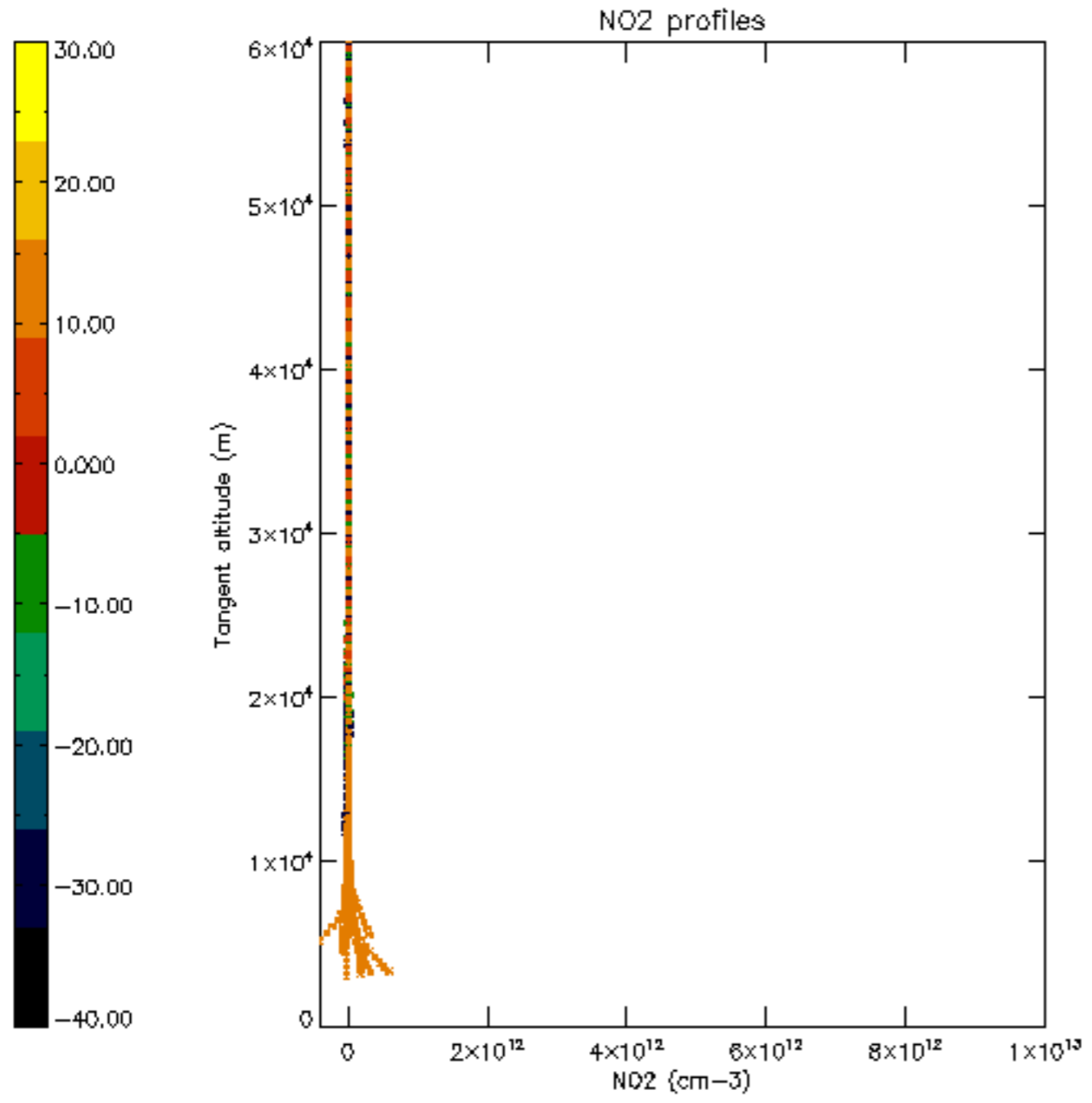


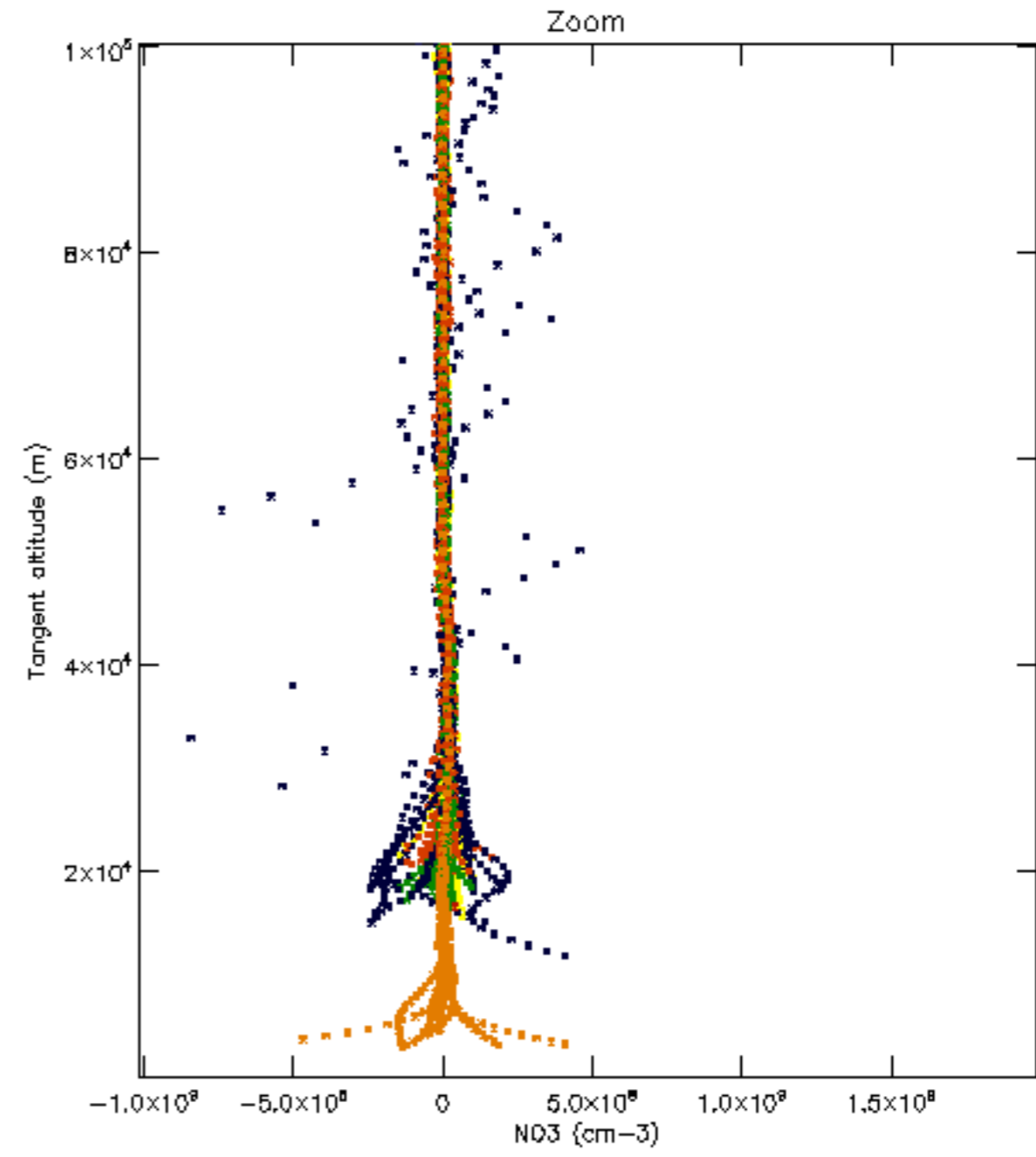
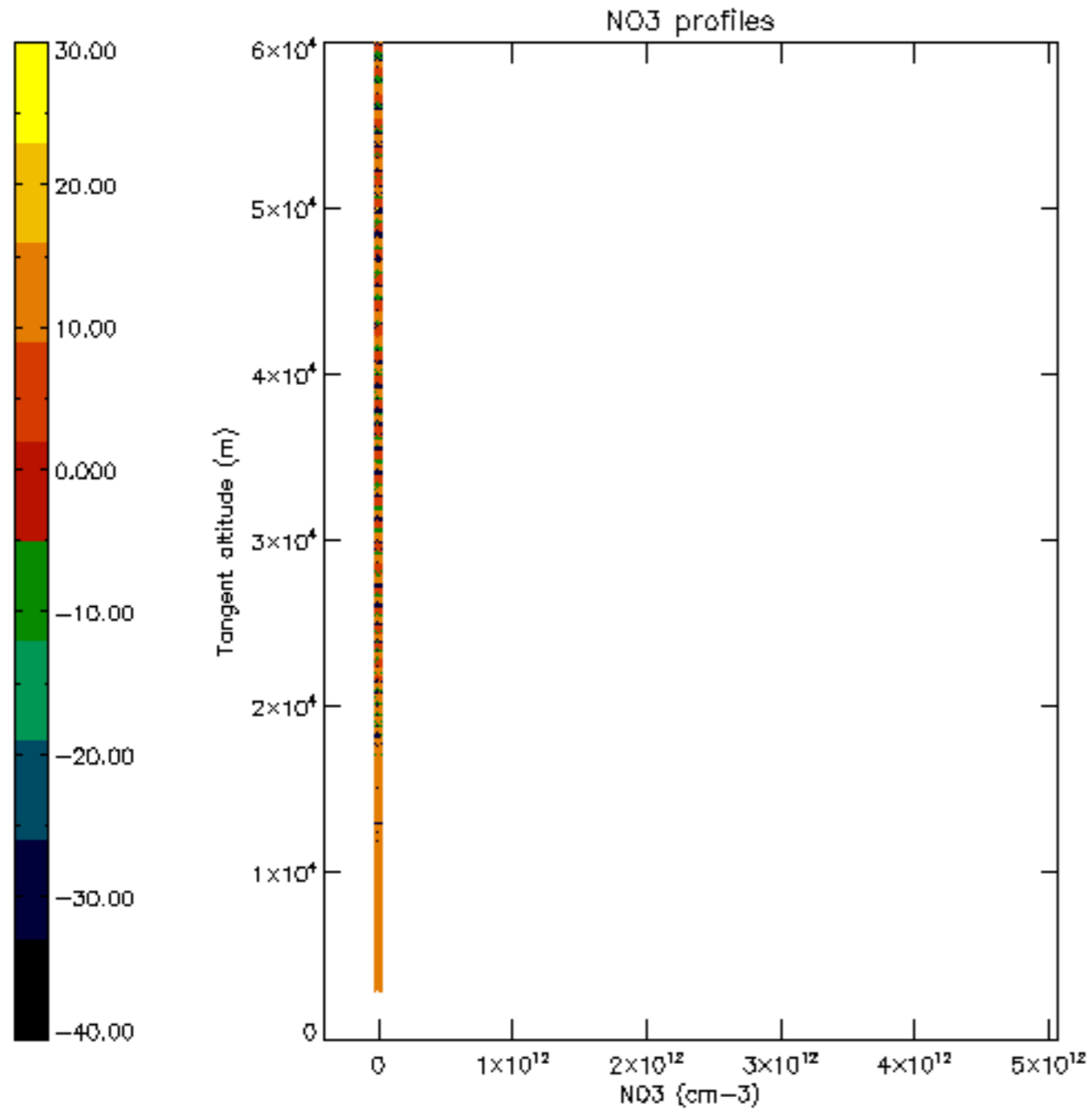


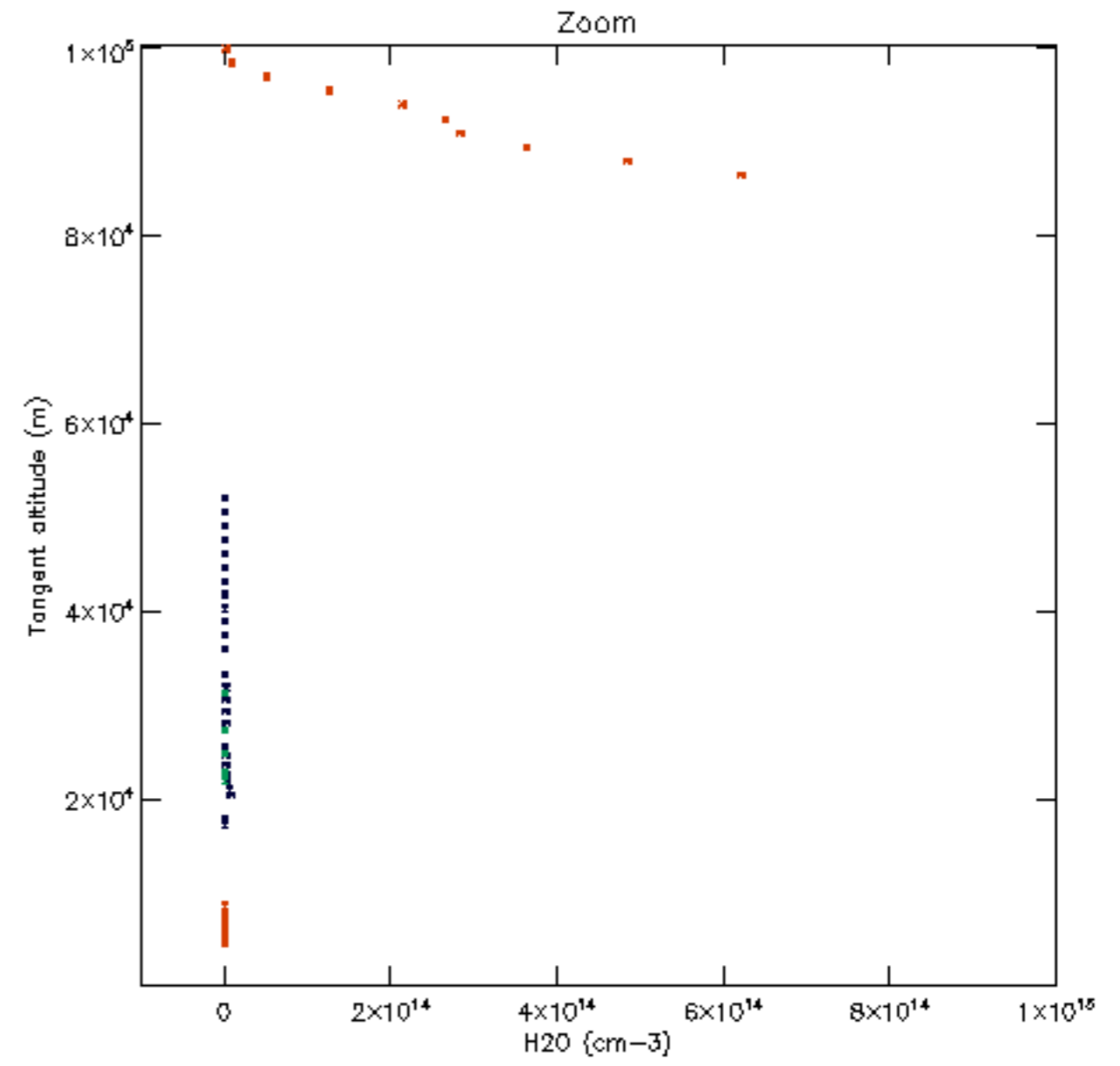
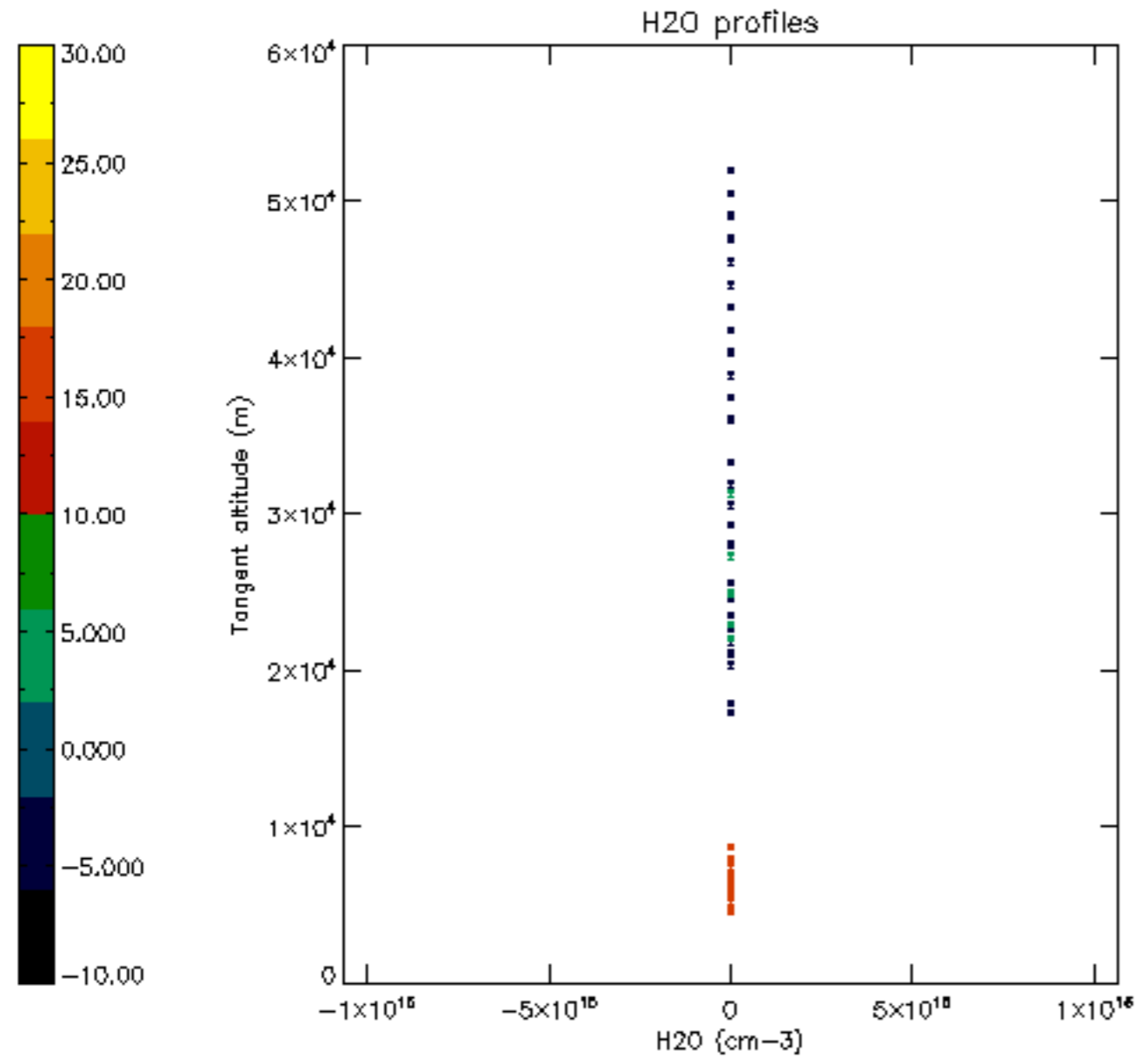


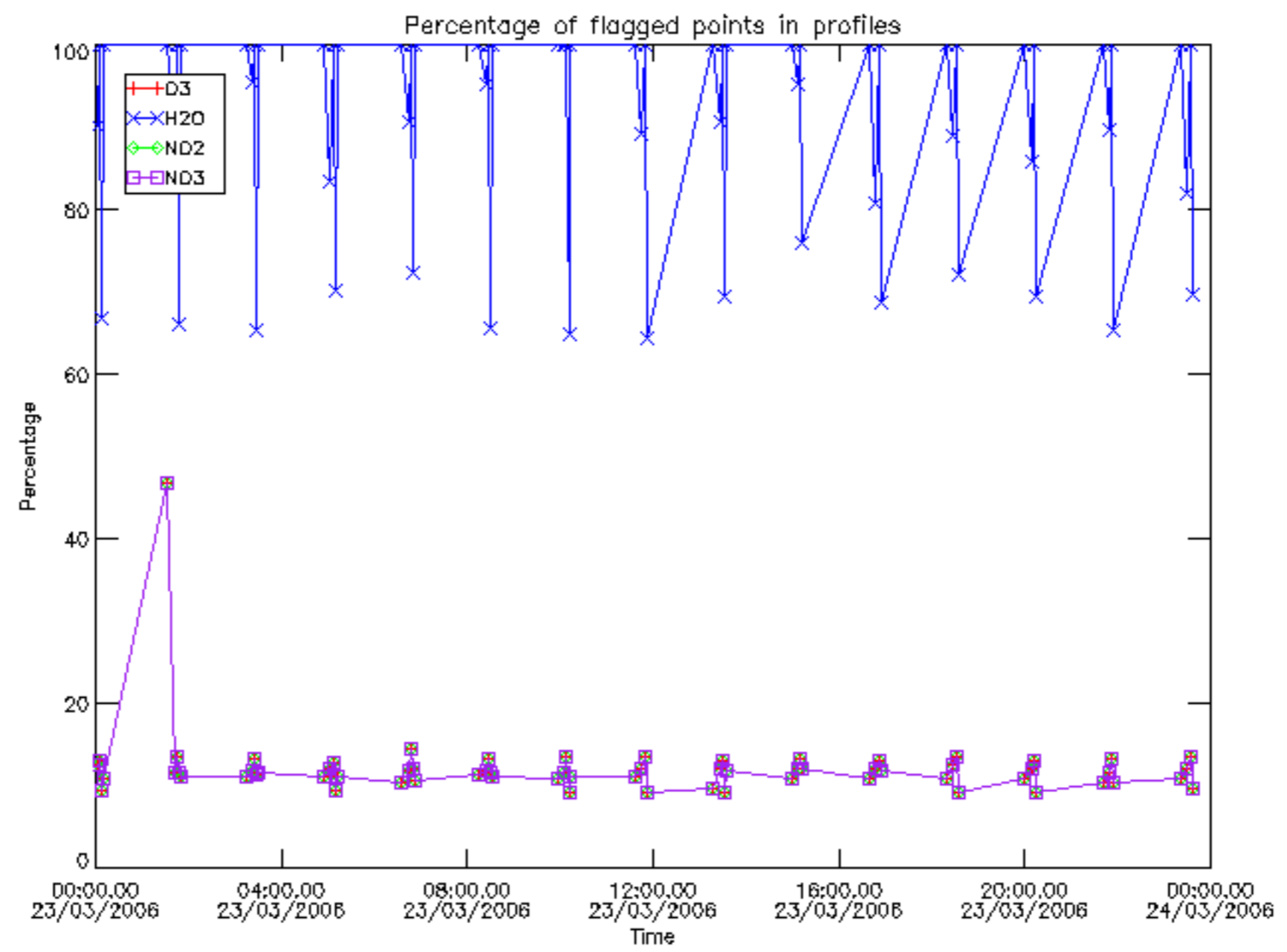




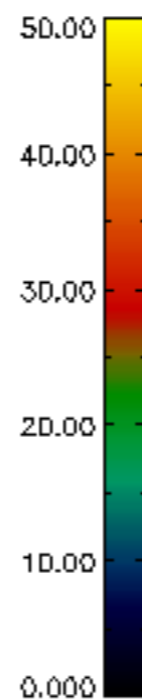
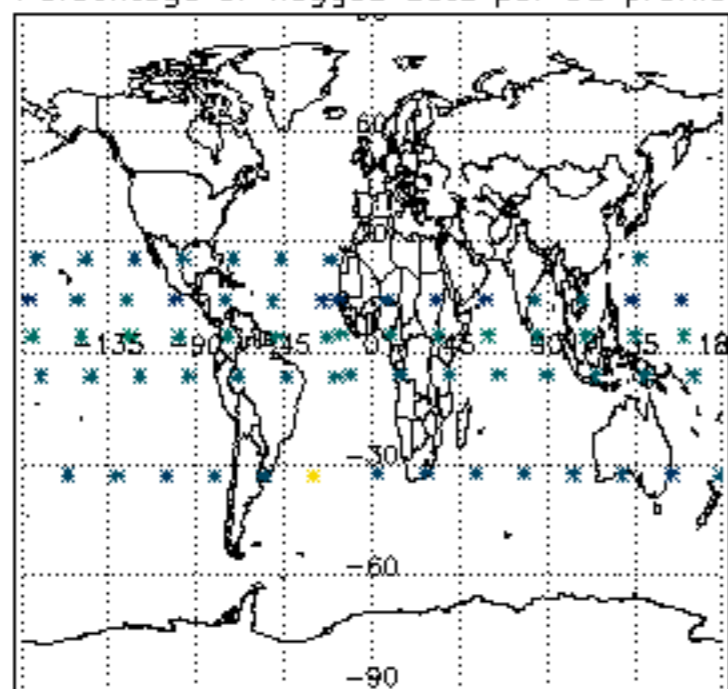




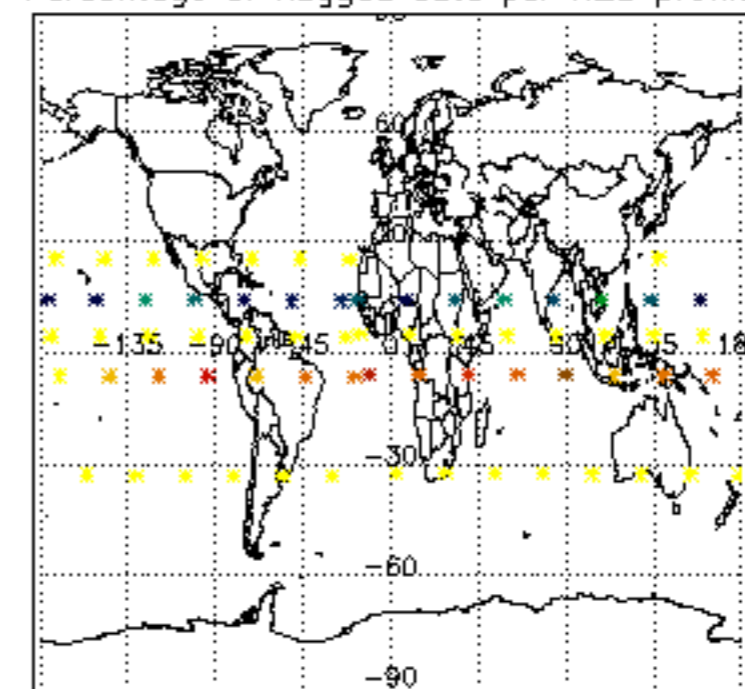




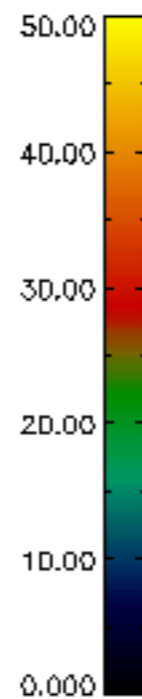
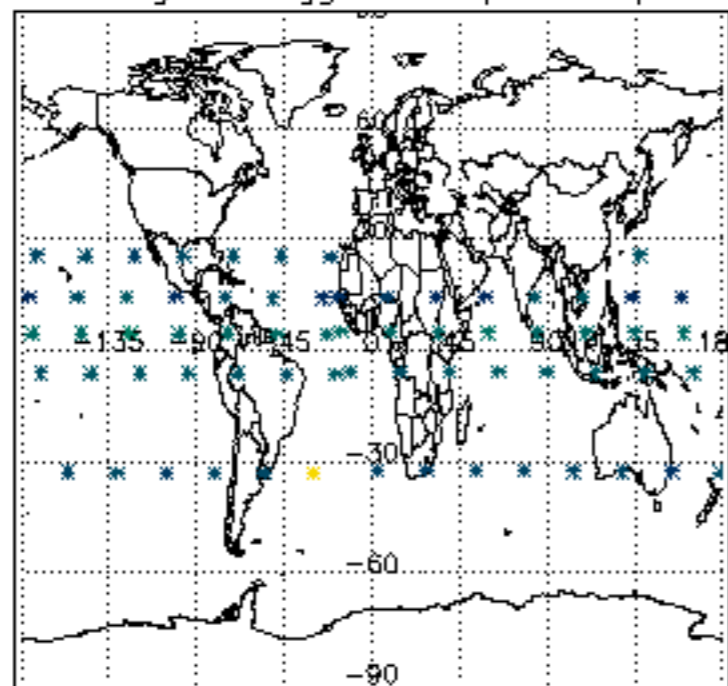
Percentage of flagged data per D3 profile



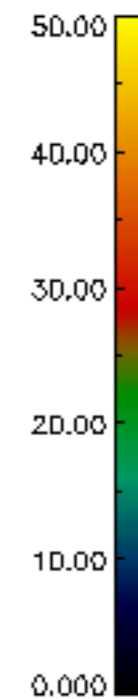
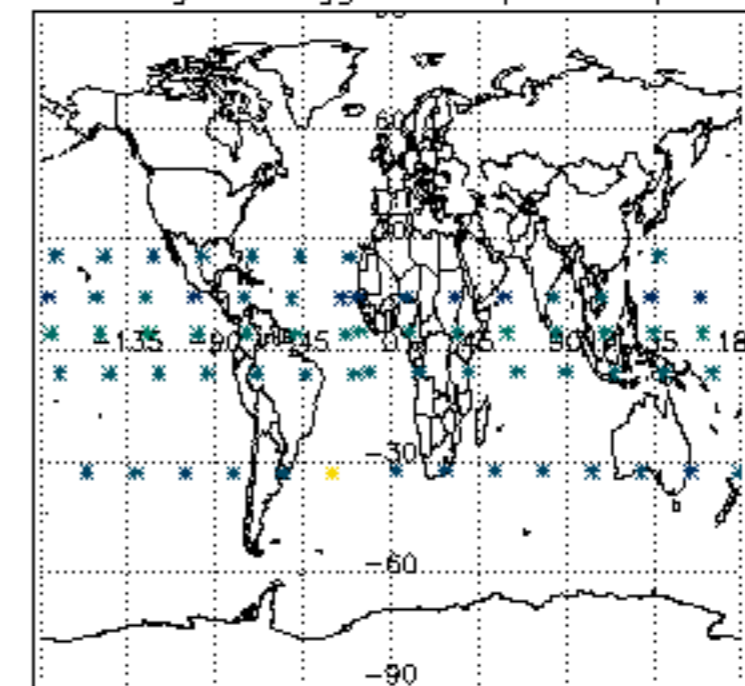
Percentage of flagged data per H2O profile

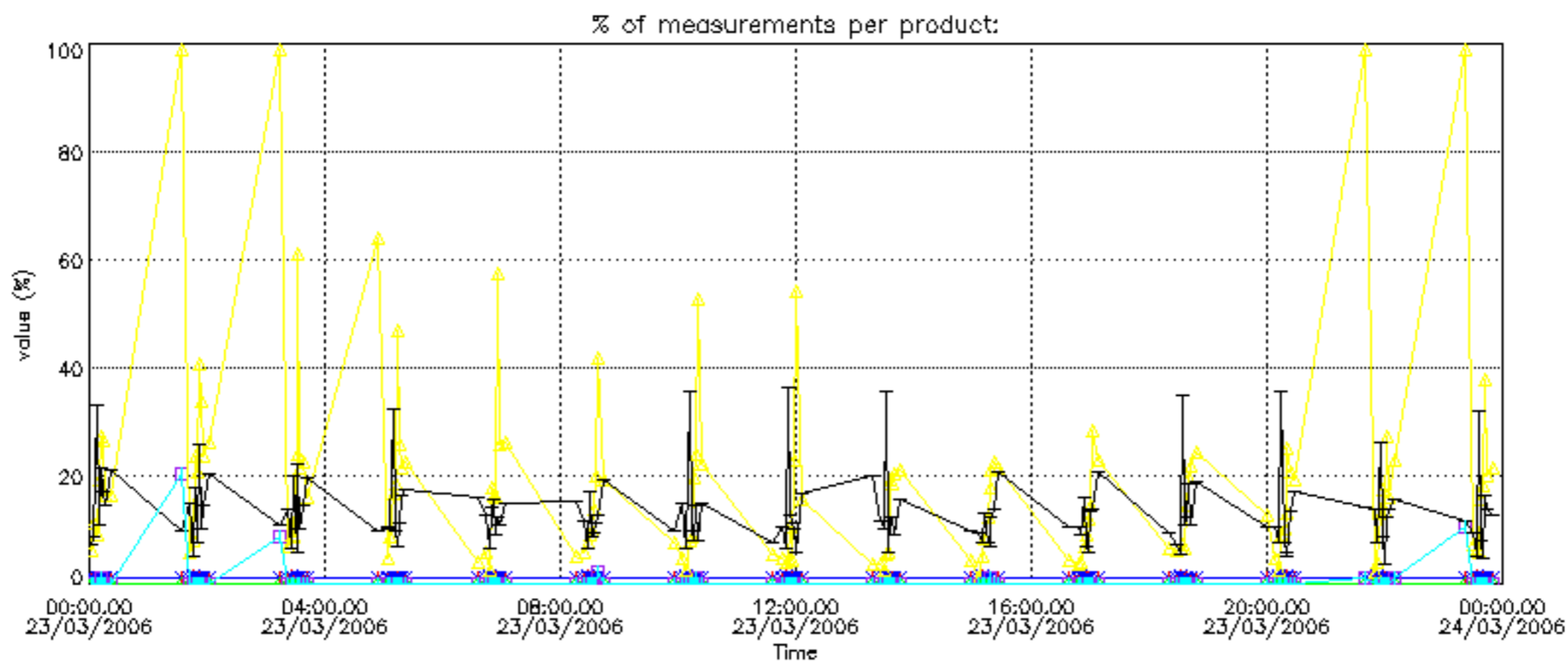


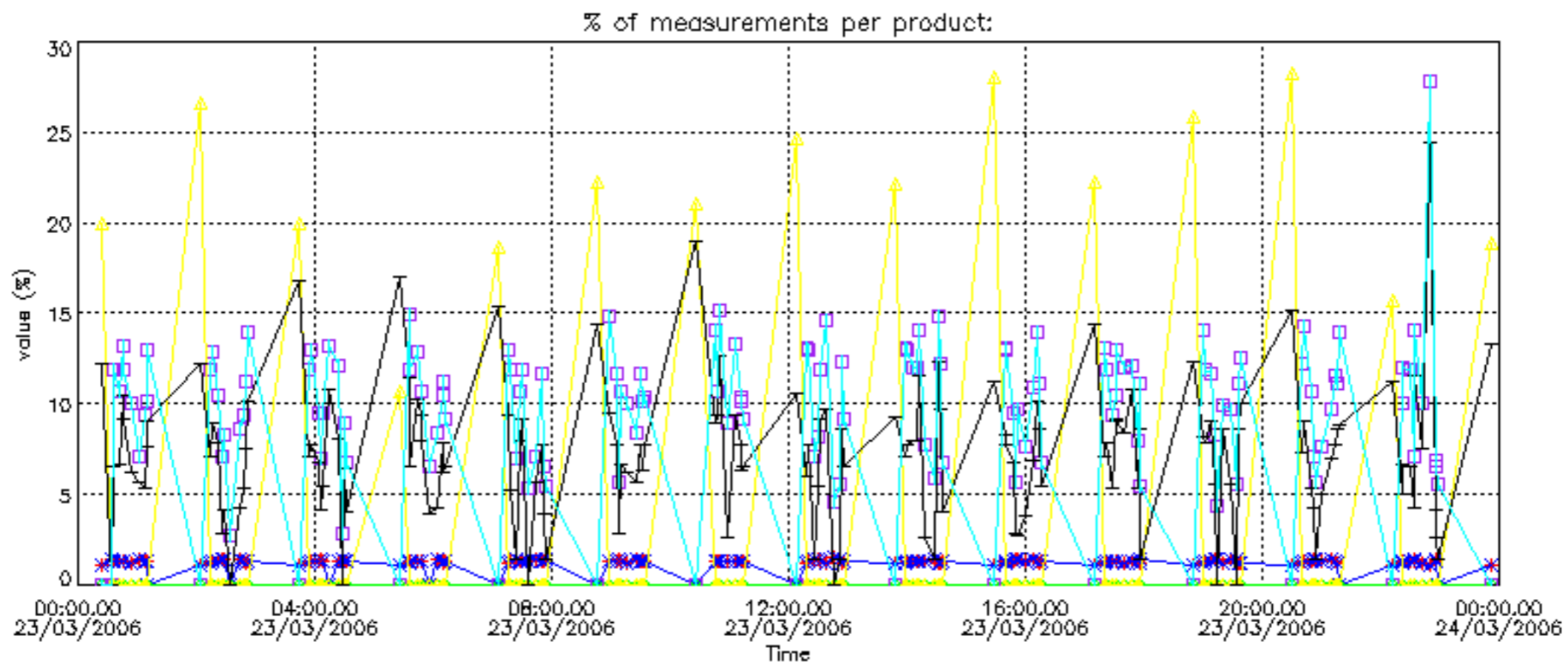
Percentage of flagged data per NO2 profile



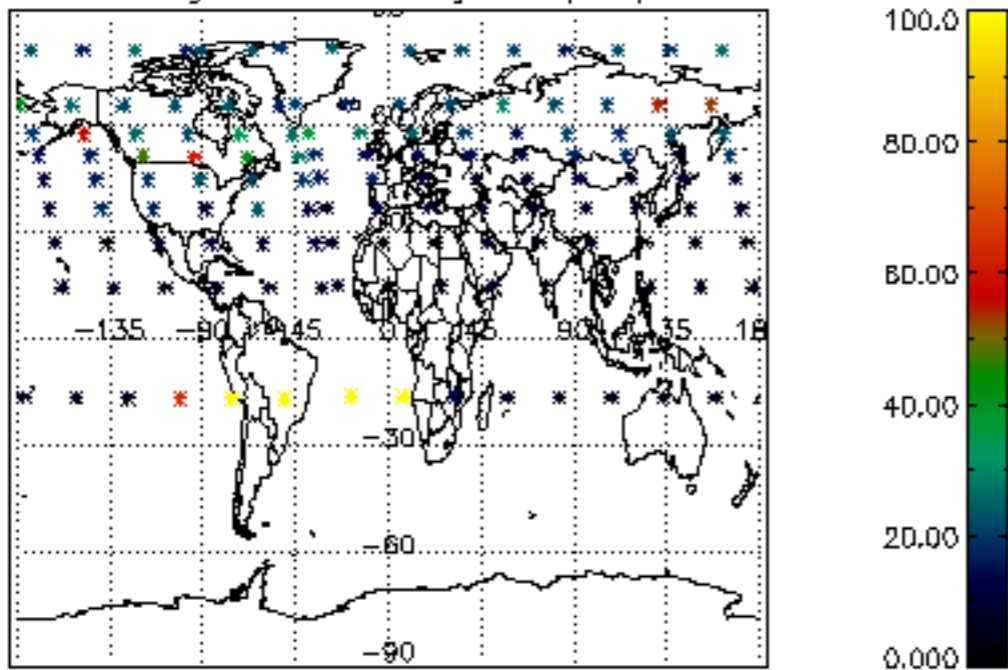
Percentage of flagged data per NO3 profile



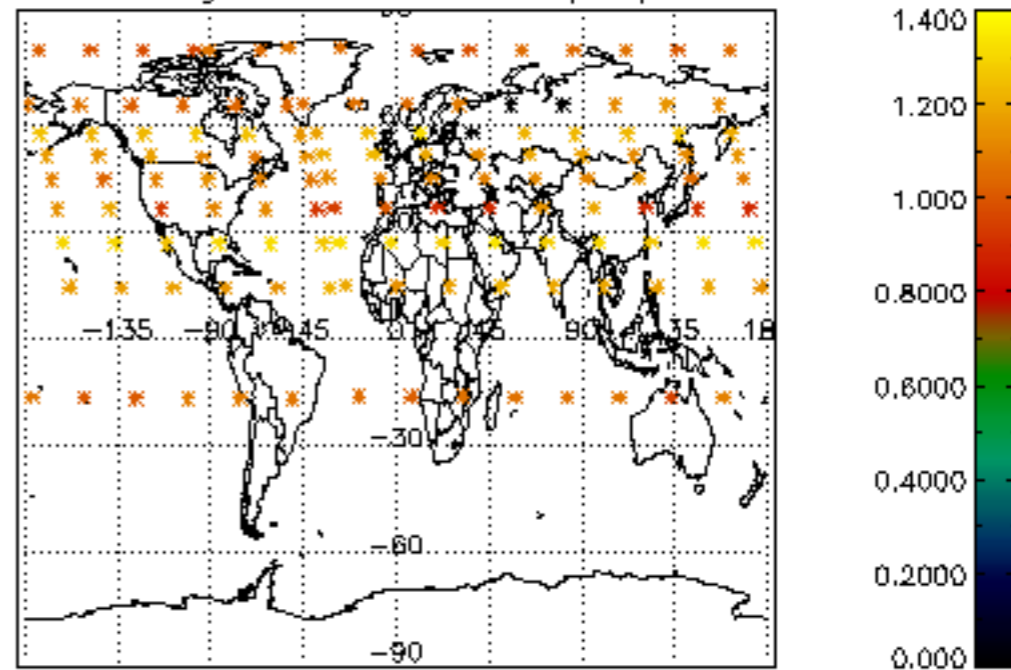




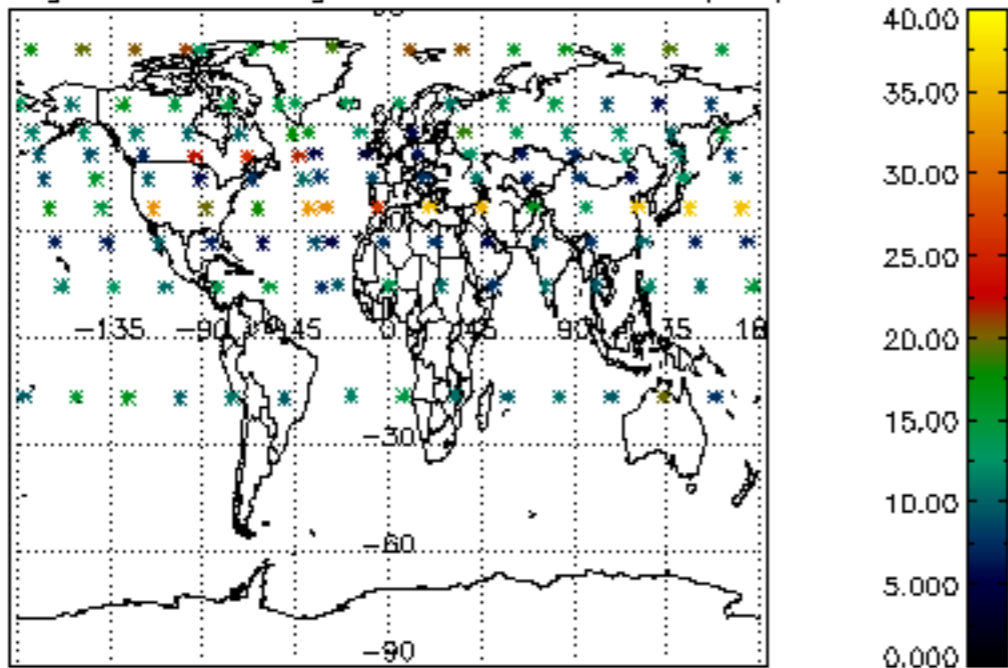
Percentage of cosmic ray hits per profile



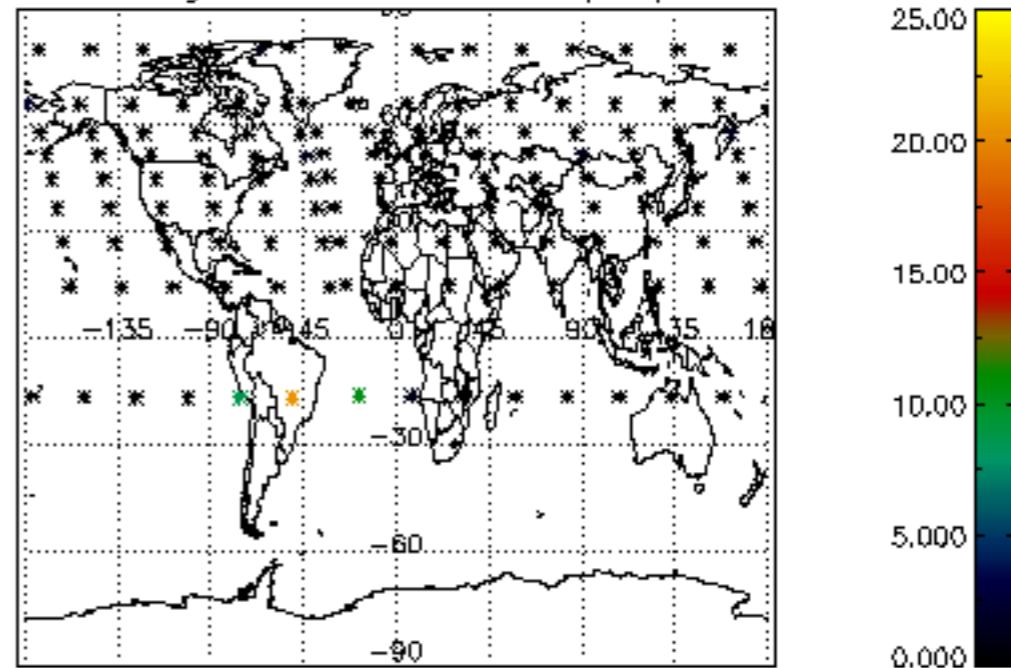
Percentage of datation errors per profile



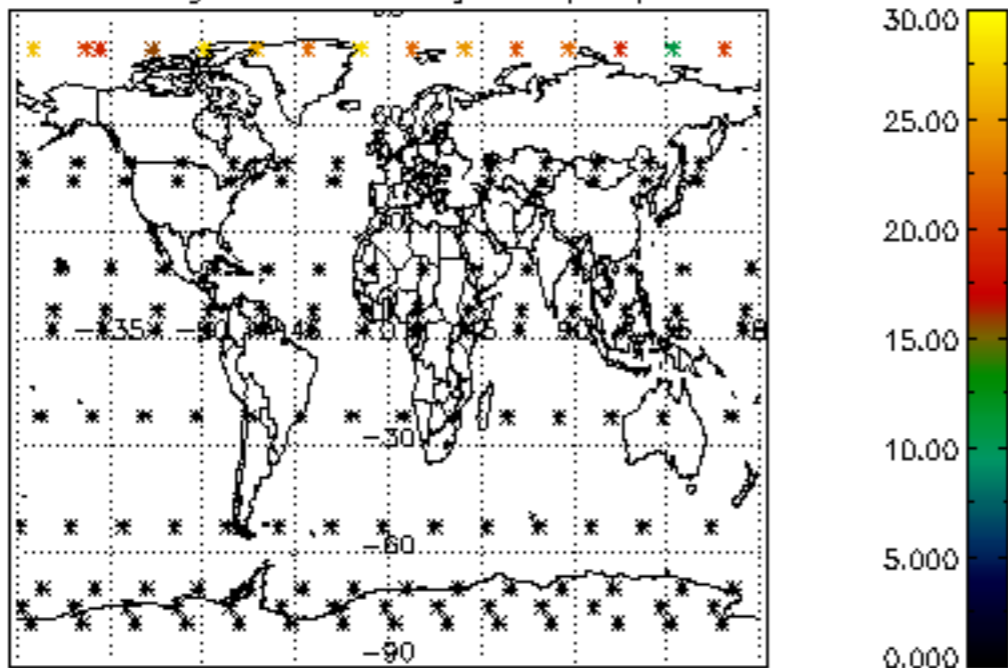
Percentage of star falling outside central band per profile



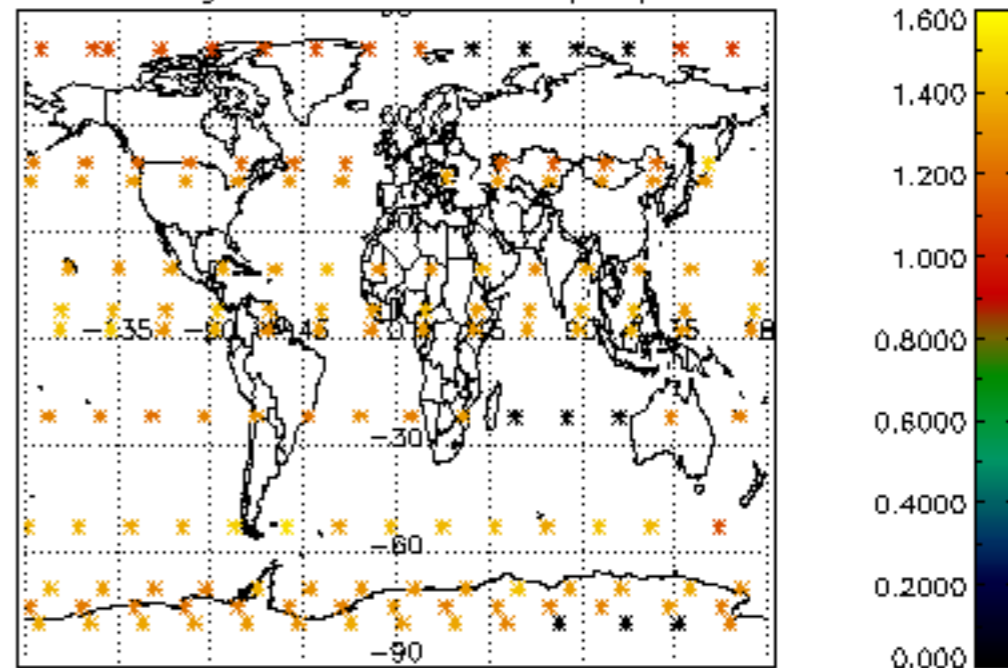
Percentage of saturation errors per profile



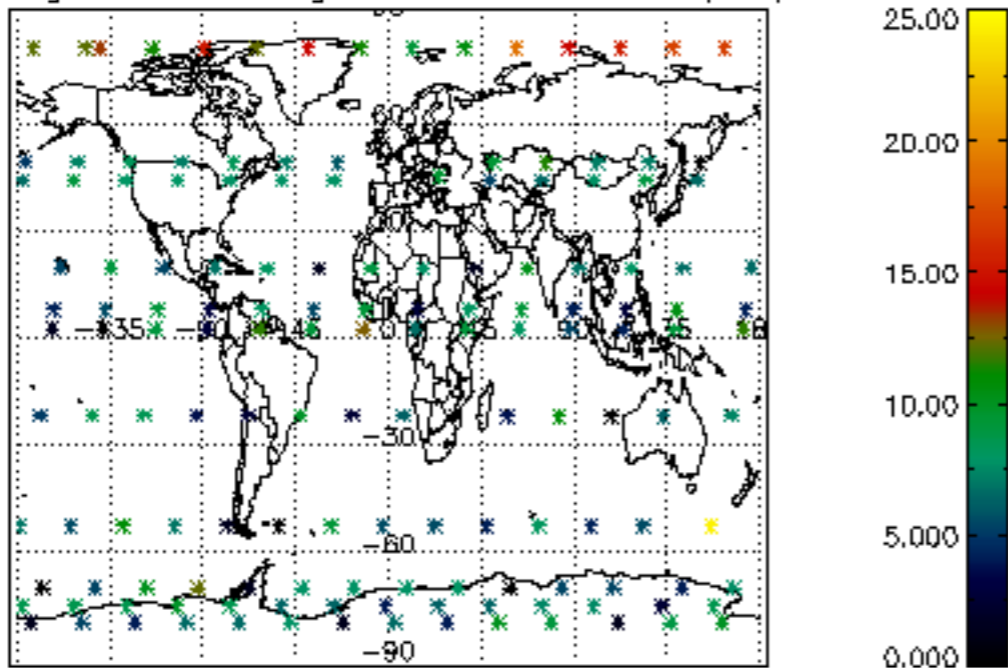
Percentage of cosmic ray hits per profile



Percentage of datation errors per profile



Percentage of star falling outside central band per profile



Percentage of saturation errors per profile

