

GOMOS Level 2 Daily Report

SUMMARY

[1. General Info](#)

[2. Summary of processed GOM_NL_2P products](#)

[3. Level 2 Quality information per product](#)

[3.1 Plot of level 2 quality information per product \(time dependant\)](#)

[3.2 Plot of level 2 quality information per product \(world map\)](#)

[4. Level 1 Quality information per product \(stored on level 2 products\)](#)

[4.1 Plot of level 1 quality information per product \(time dependant\)](#)

[4.1.1 Plot of level 1 quality information per product \(time dependant\): ASCENDING](#)

[4.1.2 Plot of level 1 quality information per product \(time dependant\): DESCENDING](#)

[4.2 Plot of level 1 quality information per product \(world map\)](#)

[4.2.1 Plot of level 1 quality information per product \(world map\): ASCENDING](#)

[4.2.2 Plot of level 1 quality information per product \(world map\): DESCENDING](#)

[5. Ozone profiles based on quality statistics and other trace gas profiles](#)

[5.1 Ozone statistics based on quality of products](#)

[5.2 Plot ozone profiles for all STD \(dark without errors\)](#)

[5.3 Plot ozone profiles where STD < 20% \(dark without errors\)](#)

[5.4. Plot ozone profiles where STD < 10% \(dark without errors\)](#)

[5.5. Plot ozone profiles where STD < 5% \(dark without errors\)](#)

[5.6 Plot NO2 profiles for all STD \(dark without errors\)](#)

[5.7 Plot NO3 profiles for all STD \(dark without errors\)](#)

[5.8 Plot H2O profiles \(only for occultations of stars 1,2,3,4,13,14,16,26,63 dark without errors\) for all STD](#)

[6. Auxiliary Data Files used for the production reported in section 2](#)

This report presents the daily analysis on parameters extracted from GOMOS level 2 data (GOM_NL__2P). It is intended to monitor some important parameters that will impact the quality of these products. A list of level 2 products (and content) that have arrived during the reporting day to the PCF is also given.

Item	Value
Time of report generation	22APR2013 16:53:41
Data source version	GOMOS/6.01
Start time of products	20-03-2006 (20MAR2006 00:00:00)
Stop time of products	21-03-2006 (21MAR2006 00:00:00)
Store outputs in DB	Yes
Nb of level 2 prods	205
Nb of prods with errors	0

2. Summary of processed GOM_NL__2P products.

Nr	Filename	UTC Start time	Limb	Duration	Star Id	Star Name	Star Mag	Star Temp	Nb Meas	Orbit	Prod. error
1	GOM_NL__2PRFIN20060320_063729_000000442046_00092_21188_8450.N1	20-MAR-2006 06:37:29	Dark	43.500	141	Bet Ara	2.8400	4600.0	87	21188	No
2	GOM_NL__2PRFIN20060320_064104_000000382046_00092_21188_8370.N1	20-MAR-2006 06:41:04	Dark	38.000	134	Bet TrA	2.8100	6600.0	76	21188	No
3	GOM_NL__2PRFIN20060320_064347_000000572046_00092_21188_8371.N1	20-MAR-2006 06:43:47	Dark	56.500	4	Alp1Cen	-0.010000	5800.0	113	21188	No
4	GOM_NL__2PRFIN20060320_064558_000000472046_00092_21188_8372.N1	20-MAR-2006 06:45:58	Dark	46.500	78	Alp Lup	2.3040	28000.	93	21188	No
5	GOM_NL__2PRFIN20060320_064803_000000522046_00092_21188_8373.N1	20-MAR-2006 06:48:03	Straylight	51.500	26	Gam Cru	1.6240	2900.0	103	21188	No
6	GOM_NL__2PRFIN20060320_064951_000000402046_00092_21188_8374.N1	20-MAR-2006 06:49:51	Straylight	40.000	64	Gam Cen	2.2000	10600.	80	21188	No
7	GOM_NL__2PRFIN20060320_065816_000000492046_00092_21188_8375.N1	20-MAR-2006 06:58:16	Straylight	48.500	171	2Eps Crv	3.0010	4250.0	97	21188	No
8	GOM_NL__2PRFIN20060320_071123_000000382046_00092_21188_8376.N1	20-MAR-2006 07:11:23	Bright	37.500	51	41Gam1Leo	2.0100	4500.0	75	21188	No
9	GOM_NL__2PRFIN20060320_071853_000000382046_00092_21188_8377.N1	20-MAR-2006 07:18:53	Bright	38.000	174	52Psi UMa	3.0040	4400.0	76	21188	No
10	GOM_NL__2PRFIN20060320_072207_000000362046_00092_21188_8378.N1	20-MAR-2006 07:22:07	Bright	35.500	82	48Bet UMa	2.3650	10600.	71	21188	No
11	GOM_NL__2PRFIN20060320_072338_000000382046_00092_21188_8379.N1	20-MAR-2006 07:23:38	Bright	38.000	36	50Alp UMa	1.8000	6300.0	76	21188	No
12	GOM_NL__2PRFIN20060320_073034_000000412046_00092_21188_8380.N1	20-MAR-2006 07:30:34	Bright	40.500	60	7Bet UMi	2.0810	3950.0	81	21188	No
13	GOM_NL__2PRFIN20060320_073903_000000362046_00092_21188_8381.N1	20-MAR-2006 07:39:03	Bright	35.500	89	5Alp Cep	2.4510	8000.0	71	21188	No
14	GOM_NL__2PRFIN20060320_074411_000000362046_00092_21188_8382.N1	20-MAR-2006 07:44:11	Bright	35.500	19	50Alp Cyg	1.2460	10500.	71	21188	No
15	GOM_NL__2PRFIN20060320_074546_000000392046_00092_21188_8383.N1	20-MAR-2006 07:45:46	Bright	39.000	66	37Gam Cyg	2.2080	5900.0	78	21188	No
16	GOM_NL__2PRFIN20060320_074732_000000362046_00092_21188_8384.N1	20-MAR-2006 07:47:32	Bright	35.500	92	53Eps Cyg	2.5000	4500.0	71	21188	No
17	GOM_NL__2PRFIN20060320_075611_000000532046_00092_21188_8385.N1	20-MAR-2006 07:56:11	Twilight_stray	52.500	11	53Alp Aql	0.76500	8000.0	105	21188	No
18	GOM_NL__2PRFIN20060320_080645_000000482046_00092_21188_8386.N1	20-MAR-2006 08:06:45	Dark	47.500	155	41Pi Sgr	2.9000	6600.0	95	21188	No
19	GOM_NL__2PRFIN20060320_080851_000000492046_00092_21188_8387.N1	20-MAR-2006 08:08:51	Dark	49.000	57	34Sig Sgr	2.0660	26000.	98	21188	No
20	GOM_NL__2PRFIN20060320_081223_000000412046_00092_21188_8388.N1	20-MAR-2006 08:12:23	Dark	41.000	38	20Eps Sgr	1.8360	11000.	82	21188	No
21	GOM_NL__2PRFIN20060320_081806_000000442046_00093_21189_8370.N1	20-MAR-2006 08:18:06	Dark	44.000	141	Bet Ara	2.8400	4600.0	88	21189	No
22	GOM_NL__2PRFIN20060320_082140_000000382046_00093_21189_8371.N1	20-MAR-2006 08:21:40	Dark	37.500	134	Bet TrA	2.8100	6600.0	75	21189	No
23	GOM_NL__2PRFIN20060320_082424_000000532046_00093_21189_8372.N1	20-MAR-2006 08:24:24	Dark	52.500	4	Alp1Cen	-0.010000	5800.0	105	21189	No
24	GOM_NL__2PRFIN20060320_082635_000000472046_00093_21189_8373.N1	20-MAR-2006 08:26:35	Dark	46.500	78	Alp Lup	2.3040	28000.	93	21189	No
25	GOM_NL__2PRFIN20060320_082839_000000442046_00093_21189_8374.N1	20-MAR-2006 08:28:39	Straylight	44.000	26	Gam Cru	1.6240	2900.0	88	21189	No
26	GOM_NL__2PRFIN20060320_083027_000000392046_00093_21189_8375.N1	20-MAR-2006 08:30:27	Straylight	39.000	64	Gam Cen	2.2000	10600.	78	21189	No
27	GOM_NL__2PRFIN20060320_083852_000000442046_00093_21189_8376.N1	20-MAR-2006 08:38:52	Straylight	44.000	171	2Eps Crv	3.0010	4250.0	88	21189	No
28	GOM_NL__2PRFIN20060320_085159_000000382046_00093_21189_8377.N1	20-MAR-2006 08:51:59	Bright	38.000	51	41Gam1Leo	2.0100	4500.0	76	21189	No
29	GOM_NL__2PRFIN20060320_085928_000000382046_00093_21189_8378.N1	20-MAR-2006 08:59:28	Bright	37.500	174	52Psi UMa	3.0040	4400.0	75	21189	No
30	GOM_NL__2PRFIN20060320_090243_000000372046_00093_21189_8379.N1	20-MAR-2006 09:02:43	Bright	36.500	82	48Bet UMa	2.3650	10600.	73	21189	No
31	GOM_NL__2PRFIN20060320_090414_000000372046_00093_21189_8380.N1	20-MAR-2006 09:04:14	Bright	36.500	36	50Alp UMa	1.8000	6300.0	73	21189	No
32	GOM_NL__2PRFIN20060320_091110_000000422046_00093_21189_8381.N1	20-MAR-2006 09:11:10	Bright	41.500	60	7Bet UMi	2.0810	3950.0	83	21189	No
33	GOM_NL__2PRFIN20060320_091939_000000362046_00093_21189_8382.N1	20-MAR-2006 09:19:39	Bright	36.000	89	5Alp Cep	2.4510	8000.0	72	21189	No
34	GOM_NL__2PRFIN20060320_092447_000000382046_00093_21189_8383.N1	20-MAR-2006 09:24:47	Bright	38.000	19	50Alp Cyg	1.2460	10500.	76	21189	No
35	GOM_NL__2PRFIN20060320_092622_000000382046_00093_21189_8384.N1	20-MAR-2006 09:26:22	Bright	38.000	66	37Gam Cyg	2.2080	5900.0	76	21189	No
36	GOM_NL__2PRFIN20060320_092808_000000382046_00093_21189_8385.N1	20-MAR-2006 09:28:08	Bright	37.500	92	53Eps Cyg	2.5000	4500.0	75	21189	No
37	GOM_NL__2PRFIN20060320_093648_000000602046_00093_21189_8386.N1	20-MAR-2006 09:36:48	Twilight_stray	60.000	11	53Alp Aql	0.76500	8000.0	120	21189	No
38	GOM_NL__2PRFIN20060320_094722_000000492046_00093_21189_8387.N1	20-MAR-2006 09:47:22	Dark	48.500	155	41Pi Sgr	2.9000	6600.0	97	21189	No
39	GOM_NL__2PRFIN20060320_094927_000000472046_00093_21189_8388.N1	20-MAR-2006 09:49:27	Dark	46.500	57	34Sig Sgr	2.0660	26000.	93	21189	No
40	GOM_NL__2PRFIN20060320_095300_000000412046_00093_21189_8389.N1	20-MAR-2006 09:53:00	Dark	41.000	38	20Eps Sgr	1.8360	11000.	82	21189	No
41	GOM_NL__2PRFIN20060320_095842_000000452046_00094_21190_8370.N1	20-MAR-2006 09:58:42	Dark	44.500	141	Bet Ara	2.8400	4600.0	89	21190	No
42	GOM_NL__2PRFIN20060320_100217_000000392046_00094_21190_8371.N1	20-MAR-2006 10:02:17	Dark	38.500	134	Bet TrA	2.8100	6600.0	77	21190	No

43	GOM_NL__2PRFIN20060320_100500_000000502046_00094_21190_8372.N1	20-MAR-2006 10:05:00	Dark	50.000	4	Alp1Cen	-0.010000	5800.0	100	21190	No
44	GOM_NL__2PRFIN20060320_100712_000000472046_00094_21190_8373.N1	20-MAR-2006 10:07:12	Dark	46.500	78	Alp Lup	2.3040	28000.	93	21190	No
45	GOM_NL__2PRFIN20060320_100916_000000452046_00094_21190_8374.N1	20-MAR-2006 10:09:16	Straylight	45.000	26	Gam Cru	1.6240	2900.0	90	21190	No
46	GOM_NL__2PRFIN20060320_101103_000000412046_00094_21190_8375.N1	20-MAR-2006 10:11:03	Straylight	40.500	64	Gam Cen	2.2000	10600.	81	21190	No
47	GOM_NL__2PRFIN20060320_101928_000000492046_00094_21190_8376.N1	20-MAR-2006 10:19:28	Straylight	48.500	171	2Eps Crv	3.0010	4250.0	97	21190	No
48	GOM_NL__2PRFIN20060320_103235_000000372046_00094_21190_8377.N1	20-MAR-2006 10:32:35	Bright	37.000	51	41Gam1Leo	2.0100	4500.0	74	21190	No
49	GOM_NL__2PRFIN20060320_104004_000000392046_00094_21190_8378.N1	20-MAR-2006 10:40:04	Bright	39.000	174	52Psi UMa	3.0040	4400.0	78	21190	No
50	GOM_NL__2PRFIN20060320_104318_000000382046_00094_21190_8379.N1	20-MAR-2006 10:43:18	Bright	37.500	82	48Bet UMa	2.3650	10600.	75	21190	No
51	GOM_NL__2PRFIN20060320_104449_000000392046_00094_21190_8380.N1	20-MAR-2006 10:44:49	Bright	39.000	36	50Alp UMa	1.8000	6300.0	78	21190	No
52	GOM_NL__2PRFIN20060320_105145_000000402046_00094_21190_8381.N1	20-MAR-2006 10:51:45	Bright	40.000	60	7Bet UMi	2.0810	3950.0	80	21190	No
53	GOM_NL__2PRFIN20060320_110015_000000372046_00094_21190_8382.N1	20-MAR-2006 11:00:15	Bright	37.000	89	5Alp Cep	2.4510	8000.0	74	21190	No
54	GOM_NL__2PRFIN20060320_110523_000000352046_00094_21190_8383.N1	20-MAR-2006 11:05:23	Bright	34.500	19	50Alp Cyg	1.2460	10500.	69	21190	No
55	GOM_NL__2PRFIN20060320_110658_000000382046_00094_21190_8384.N1	20-MAR-2006 11:06:58	Bright	38.000	66	37Gam Cyg	2.2080	5900.0	76	21190	No
56	GOM_NL__2PRFIN20060320_110844_000000382046_00094_21190_8385.N1	20-MAR-2006 11:08:44	Bright	38.000	92	53Eps Cyg	2.5000	4500.0	76	21190	No
57	GOM_NL__2PRFIN20060320_111724_000000552046_00094_21190_8386.N1	20-MAR-2006 11:17:24	Tw_i_and_stray	54.500	11	53Alp Aql	0.76500	8000.0	109	21190	No
58	GOM_NL__2PRFIN20060320_112758_000000492046_00094_21190_8387.N1	20-MAR-2006 11:27:58	Dark	48.500	155	41Pi Sgr	2.9000	6600.0	97	21190	No
59	GOM_NL__2PRFIN20060320_113004_000000522046_00094_21190_8388.N1	20-MAR-2006 11:30:04	Dark	51.500	57	34Sig Sgr	2.0660	26000.	103	21190	No
60	GOM_NL__2PRFIN20060320_113337_000000352046_00094_21190_8389.N1	20-MAR-2006 11:33:37	Dark	35.000	38	20Eps Sgr	1.8360	11000.	70	21190	No
61	GOM_NL__2PRFIN20060320_113919_000000432046_00095_21191_8370.N1	20-MAR-2006 11:39:19	Dark	42.500	141	Bet Ara	2.8400	4600.0	85	21191	No
62	GOM_NL__2PRFIN20060320_114253_000000392046_00095_21191_8371.N1	20-MAR-2006 11:42:53	Dark	38.500	134	Bet TrA	2.8100	6600.0	77	21191	No
63	GOM_NL__2PRFIN20060320_114537_000000442046_00095_21191_8372.N1	20-MAR-2006 11:45:37	Dark	44.000	4	Alp1Cen	-0.010000	5800.0	88	21191	No
64	GOM_NL__2PRFIN20060320_114748_000000502046_00095_21191_8373.N1	20-MAR-2006 11:47:48	Dark	50.000	78	Alp Lup	2.3040	28000.	100	21191	No
65	GOM_NL__2PRFIN20060320_114952_000000462046_00095_21191_8374.N1	20-MAR-2006 11:49:52	Straylight	46.000	26	Gam Cru	1.6240	2900.0	92	21191	No
66	GOM_NL__2PRFIN20060320_115140_000000392046_00095_21191_8375.N1	20-MAR-2006 11:51:40	Straylight	39.000	64	Gam Cen	2.2000	10600.	78	21191	No
67	GOM_NL__2PRFIN20060320_120004_000000462046_00095_21191_8376.N1	20-MAR-2006 12:00:04	Straylight	45.500	171	2Eps Crv	3.0010	4250.0	91	21191	No
68	GOM_NL__2PRFIN20060320_121311_000000362046_00095_21191_8377.N1	20-MAR-2006 12:13:11	Bright	36.000	51	41Gam1Leo	2.0100	4500.0	72	21191	No
69	GOM_NL__2PRFIN20060320_122039_000000382046_00095_21191_8378.N1	20-MAR-2006 12:20:39	Bright	37.500	174	52Psi UMa	3.0040	4400.0	75	21191	No
70	GOM_NL__2PRFIN20060320_122354_000000552046_00095_21191_8379.N1	20-MAR-2006 12:23:54	Bright	55.000	82	48Bet UMa	2.3650	10600.	110	21191	No
71	GOM_NL__2PRFIN20060320_122525_000000382046_00095_21191_8380.N1	20-MAR-2006 12:25:25	Bright	38.000	36	50Alp UMa	1.8000	6300.0	76	21191	No
72	GOM_NL__2PRFIN20060320_123221_000000402046_00095_21191_8381.N1	20-MAR-2006 12:32:21	Bright	40.000	60	7Bet UMi	2.0810	3950.0	80	21191	No
73	GOM_NL__2PRFIN20060320_124050_000000342046_00095_21191_8382.N1	20-MAR-2006 12:40:50	Bright	33.500	89	5Alp Cep	2.4510	8000.0	67	21191	No
74	GOM_NL__2PRFIN20060320_124559_000000392046_00095_21191_8383.N1	20-MAR-2006 12:45:59	Bright	39.000	19	50Alp Cyg	1.2460	10500.	78	21191	No
75	GOM_NL__2PRFIN20060320_124734_000000402046_00095_21191_8384.N1	20-MAR-2006 12:47:34	Bright	39.500	66	37Gam Cyg	2.2080	5900.0	79	21191	No
76	GOM_NL__2PRFIN20060320_124920_000000362046_00095_21191_8385.N1	20-MAR-2006 12:49:20	Bright	35.500	92	53Eps Cyg	2.5000	4500.0	71	21191	No
77	GOM_NL__2PRFIN20060320_125801_000000532046_00095_21191_8386.N1	20-MAR-2006 12:58:01	Tw_i_and_stray	52.500	11	53Alp Aql	0.76500	8000.0	105	21191	No
78	GOM_NL__2PRFIN20060320_130835_000000462046_00095_21191_8387.N1	20-MAR-2006 13:08:35	Dark	45.500	155	41Pi Sgr	2.9000	6600.0	91	21191	No
79	GOM_NL__2PRFIN20060320_131041_000000472046_00095_21191_8388.N1	20-MAR-2006 13:10:41	Dark	46.500	57	34Sig Sgr	2.0660	26000.	93	21191	No
80	GOM_NL__2PRFIN20060320_131413_000000352046_00095_21191_8389.N1	20-MAR-2006 13:14:13	Dark	35.000	38	20Eps Sgr	1.8360	11000.	70	21191	No
81	GOM_NL__2PRFIN20060320_131955_000000442046_00096_21192_8370.N1	20-MAR-2006 13:19:55	Dark	43.500	141	Bet Ara	2.8400	4600.0	87	21192	No
82	GOM_NL__2PRFIN20060320_132329_000000382046_00096_21192_8371.N1	20-MAR-2006 13:23:29	Dark	38.000	134	Bet TrA	2.8100	6600.0	76	21192	No
83	GOM_NL__2PRFIN20060320_132613_000000552046_00096_21192_8372.N1	20-MAR-2006 13:26:13	Dark	55.000	4	Alp1Cen	-0.010000	5800.0	110	21192	No
84	GOM_NL__2PRFIN20060320_132825_000000442046_00096_21192_8373.N1	20-MAR-2006 13:28:25	Dark	44.000	78	Alp Lup	2.3040	28000.	88	21192	No
85	GOM_NL__2PRFIN20060320_133028_000000472046_00096_21192_8374.N1	20-MAR-2006 13:30:28	Straylight	46.500	26	Gam Cru	1.6240	2900.0	93	21192	No
86	GOM_NL__2PRFIN20060320_133216_000000402046_00096_21192_8375.N1	20-MAR-2006 13:32:16	Straylight	39.500	64	Gam Cen	2.2000	10600.	79	21192	No
87	GOM_NL__2PRFIN20060320_134041_000000502046_00096_21192_8376.N1	20-MAR-2006 13:40:41	Straylight	49.500	171	2Eps Crv	3.0010	4250.0	99	21192	No
88	GOM_NL__2PRFIN20060320_135347_000000362046_00096_21192_8377.N1	20-MAR-2006 13:53:47	Bright	36.000	51	41Gam1Leo	2.0100	4500.0	72	21192	No
89	GOM_NL__2PRFIN20060320_140115_000000392046_00096_21192_8378.N1	20-MAR-2006 14:01:15	Bright	38.500	174	52Psi UMa	3.0040	4400.0	77	21192	No
90	GOM_NL__2PRFIN20060320_140430_000000372046_00096_21192_8379.N1	20-MAR-2006 14:04:30	Bright	37.000	82	48Bet UMa	2.3650	10600.	74	21192	No
91	GOM_NL__2PRFIN20060320_140600_000000382046_00096_21192_8380.N1	20-MAR-2006 14:06:00	Bright	38.000	36	50Alp UMa	1.8000	6300.0	76	21192	No
92	GOM_NL__2PRFIN20060320_141256_000000382046_00096_21192_8381.N1	20-MAR-2006 14:12:56	Bright	38.000	60	7Bet UMi	2.0810	3950.0	76	21192	No
93	GOM_NL__2PRFIN20060320_142127_000000352046_00096_21192_8382.N1	20-MAR-2006 14:21:27	Bright	35.000	89	5Alp Cep	2.4510	8000.0	70	21192	No
94	GOM_NL__2PRFIN20060320_142634_000000372046_00096_21192_8383.N1	20-MAR-2006 14:26:34	Bright	36.500	19	50Alp Cyg	1.2460	10500.	73	21192	No
95	GOM_NL__2PRFIN20060320_142810_000000412046_00096_21192_8384.N1	20-MAR-2006 14:28:10	Bright	40.500	66	37Gam Cyg	2.2080	5900.0	81	21192	No
96	GOM_NL__2PRFIN20060320_142956_000000392046_00096_21192_8385.N1	20-MAR-2006 14:29:56	Bright	38.500	92	53Eps Cyg	2.5000	4500.0	77	21192	No
97	GOM_NL__2PRFIN20060320_143837_000000552046_00096_21192_8386.N1	20-MAR-2006 14:38:37	Tw_i_and_stray	54.500	11	53Alp Aql	0.76500	8000.0	109	21192	No
98	GOM_NL__2PRFIN20060320_144912_000000492046_00096_21192_8387.N1	20-MAR-2006 14:49:12	Dark	48.500	155	41Pi Sgr	2.9000	6600.0	97	21192	No
99	GOM_NL__2PRFIN20060320_145118_000000482046_00096_21192_8388.N1	20-MAR-2006 14:51:18	Dark	47.500	57	34Sig Sgr	2.0660	26000.	95	21192	No
100	GOM_NL__2PRFIN20060320_145450_000000302046_00096_21192_8389.N1	20-MAR-2006 14:54:50	Dark	30.000	38	20Eps Sgr	1.8360	11000.	60	21192	No
101	GOM_NL__2PRFIN20060320_150032_000000412046_00097_21193_8371.N1	20-MAR-2006 15:00:32	Dark	41.000	141	Bet Ara	2.8400	4600.0	82	21193	No

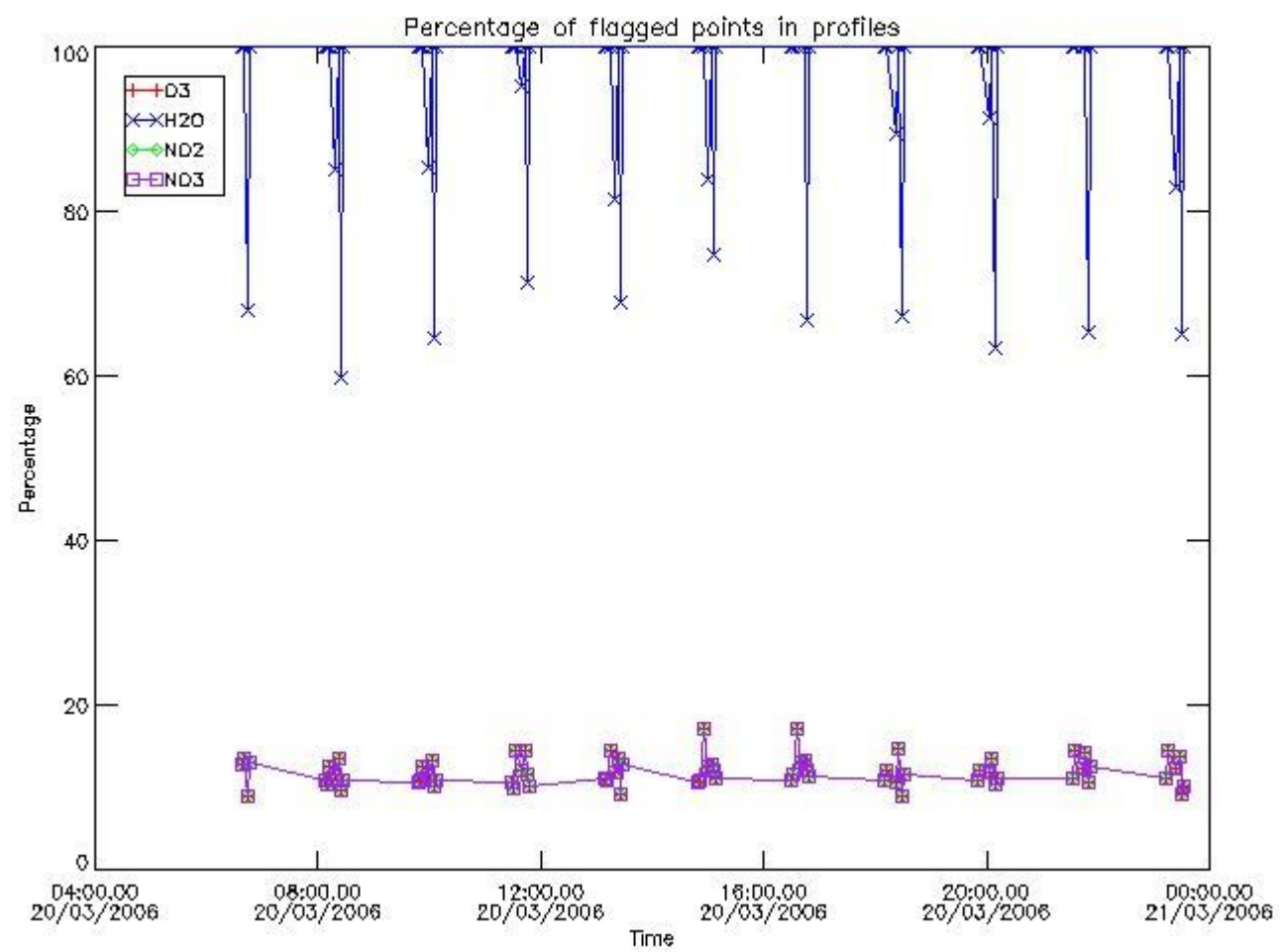
102	GOM_NL__2PRFIN20060320_150406_000000402046_00097_21193_8372.N1	20-MAR-2006 15:04:06	Dark	40.000	134	Bet TrA	2.8100	6600.0	80	21193	No
103	GOM_NL__2PRFIN20060320_150650_000000422046_00097_21193_8373.N1	20-MAR-2006 15:06:50	Dark	42.000	4	Alp1Cen	-0.010000	5800.0	84	21193	No
104	GOM_NL__2PRFIN20060320_150902_000000462046_00097_21193_8374.N1	20-MAR-2006 15:09:02	Dark	46.000	78	Alp Lup	2.3040	28000.	92	21193	No
105	GOM_NL__2PRFIN20060320_151104_000000472046_00097_21193_8375.N1	20-MAR-2006 15:11:04	Straylight	47.000	26	Gam Cru	1.6240	2900.0	94	21193	No
106	GOM_NL__2PRFIN20060320_151252_000000392046_00097_21193_8376.N1	20-MAR-2006 15:12:52	Straylight	39.000	64	Gam Cen	2.2000	10600.	78	21193	No
107	GOM_NL__2PRFIN20060320_152117_000000512046_00097_21193_8377.N1	20-MAR-2006 15:21:17	Straylight	50.500	171	2Eps Crv	3.0010	4250.0	101	21193	No
108	GOM_NL__2PRFIN20060320_153423_000000362046_00097_21193_8378.N1	20-MAR-2006 15:34:23	Bright	35.500	51	41Gam1Leo	2.0100	4500.0	71	21193	No
109	GOM_NL__2PRFIN20060320_154151_000000372046_00097_21193_8379.N1	20-MAR-2006 15:41:51	Bright	37.000	174	52Psi UMa	3.0040	4400.0	74	21193	No
110	GOM_NL__2PRFIN20060320_154506_000000352046_00097_21193_8380.N1	20-MAR-2006 15:45:06	Bright	34.500	82	48Bet UMa	2.3650	10600.	69	21193	No
111	GOM_NL__2PRFIN20060320_154636_000000382046_00097_21193_8381.N1	20-MAR-2006 15:46:36	Bright	38.000	36	50Alp UMa	1.8000	6300.0	76	21193	No
112	GOM_NL__2PRFIN20060320_155332_000000412046_00097_21193_8382.N1	20-MAR-2006 15:53:32	Bright	41.000	60	7Bet UMi	2.0810	3950.0	82	21193	No
113	GOM_NL__2PRFIN20060320_160202_000000372046_00097_21193_8383.N1	20-MAR-2006 16:02:02	Bright	36.500	89	5Alp Cep	2.4510	8000.0	73	21193	No
114	GOM_NL__2PRFIN20060320_160711_000000372046_00097_21193_8384.N1	20-MAR-2006 16:07:11	Bright	37.000	19	50Alp Cyg	1.2460	10500.	74	21193	No
115	GOM_NL__2PRFIN20060320_160846_000000392046_00097_21193_8385.N1	20-MAR-2006 16:08:46	Bright	38.500	66	37Gam Cyg	2.2080	5900.0	77	21193	No
116	GOM_NL__2PRFIN20060320_161032_000000372046_00097_21193_8386.N1	20-MAR-2006 16:10:32	Bright	37.000	92	53Eps Cyg	2.5000	4500.0	74	21193	No
117	GOM_NL__2PRFIN20060320_161914_000000572046_00097_21193_8387.N1	20-MAR-2006 16:19:14	Tw_i_and_stray	57.000	11	53Alp Aql	0.76500	8000.0	114	21193	No
118	GOM_NL__2PRFIN20060320_162949_000000482046_00097_21193_8388.N1	20-MAR-2006 16:29:49	Dark	47.500	155	41Pi Sgr	2.9000	6600.0	95	21193	No
119	GOM_NL__2PRFIN20060320_163155_000000492046_00097_21193_8389.N1	20-MAR-2006 16:31:55	Dark	48.500	57	34Sig Sgr	2.0660	26000.	97	21193	No
120	GOM_NL__2PRFIN20060320_163527_000000302046_00097_21193_8390.N1	20-MAR-2006 16:35:27	Dark	30.000	38	20Eps Sgr	1.8360	11000.	60	21193	No
121	GOM_NL__2PRFIN20060320_164109_000000432046_00098_21194_8371.N1	20-MAR-2006 16:41:09	Dark	43.000	141	Bet Ara	2.8400	4600.0	86	21194	No
122	GOM_NL__2PRFIN20060320_164442_000000392046_00098_21194_8372.N1	20-MAR-2006 16:44:42	Dark	38.500	134	Bet TrA	2.8100	6600.0	77	21194	No
123	GOM_NL__2PRFIN20060320_164726_000000432046_00098_21194_8373.N1	20-MAR-2006 16:47:26	Dark	42.500	4	Alp1Cen	-0.010000	5800.0	85	21194	No
124	GOM_NL__2PRFIN20060320_164939_000000452046_00098_21194_8374.N1	20-MAR-2006 16:49:39	Dark	45.000	78	Alp Lup	2.3040	28000.	90	21194	No
125	GOM_NL__2PRFIN20060320_165141_000000482046_00098_21194_8375.N1	20-MAR-2006 16:51:41	Straylight	48.000	26	Gam Cru	1.6240	2900.0	96	21194	No
126	GOM_NL__2PRFIN20060320_165329_000000402046_00098_21194_8376.N1	20-MAR-2006 16:53:29	Straylight	39.500	64	Gam Cen	2.2000	10600.	79	21194	No
127	GOM_NL__2PRFIN20060320_170153_000000492046_00098_21194_8377.N1	20-MAR-2006 17:01:53	Straylight	49.000	171	2Eps Crv	3.0010	4250.0	98	21194	No
128	GOM_NL__2PRFIN20060320_171459_000000372046_00098_21194_8378.N1	20-MAR-2006 17:14:59	Bright	36.500	51	41Gam1Leo	2.0100	4500.0	73	21194	No
129	GOM_NL__2PRFIN20060320_172226_000000372046_00098_21194_8379.N1	20-MAR-2006 17:22:26	Bright	37.000	174	52Psi UMa	3.0040	4400.0	74	21194	No
130	GOM_NL__2PRFIN20060320_172541_000000392046_00098_21194_8380.N1	20-MAR-2006 17:25:41	Bright	38.500	82	48Bet UMa	2.3650	10600.	77	21194	No
131	GOM_NL__2PRFIN20060320_172712_000000392046_00098_21194_8381.N1	20-MAR-2006 17:27:12	Bright	39.000	36	50Alp UMa	1.8000	6300.0	78	21194	No
132	GOM_NL__2PRFIN20060320_173408_000000422046_00098_21194_8382.N1	20-MAR-2006 17:34:08	Bright	42.000	60	7Bet UMi	2.0810	3950.0	84	21194	No
133	GOM_NL__2PRFIN20060320_174239_000000362046_00098_21194_8383.N1	20-MAR-2006 17:42:39	Bright	35.500	89	5Alp Cep	2.4510	8000.0	71	21194	No
134	GOM_NL__2PRFIN20060320_174747_000000392046_00098_21194_8384.N1	20-MAR-2006 17:47:47	Bright	38.500	19	50Alp Cyg	1.2460	10500.	77	21194	No
135	GOM_NL__2PRFIN20060320_174922_000000392046_00098_21194_8385.N1	20-MAR-2006 17:49:22	Bright	38.500	66	37Gam Cyg	2.2080	5900.0	77	21194	No
136	GOM_NL__2PRFIN20060320_175109_000000372046_00098_21194_8386.N1	20-MAR-2006 17:51:09	Bright	36.500	92	53Eps Cyg	2.5000	4500.0	73	21194	No
137	GOM_NL__2PRFIN20060320_175950_000000532046_00098_21194_8387.N1	20-MAR-2006 17:59:50	Tw_i_and_stray	52.500	11	53Alp Aql	0.76500	8000.0	105	21194	No
138	GOM_NL__2PRFIN20060320_181026_000000472046_00098_21194_8388.N1	20-MAR-2006 18:10:26	Dark	46.500	155	41Pi Sgr	2.9000	6600.0	93	21194	No
139	GOM_NL__2PRFIN20060320_181232_000000422046_00098_21194_8389.N1	20-MAR-2006 18:12:32	Dark	42.000	57	34Sig Sgr	2.0660	26000.	84	21194	No
140	GOM_NL__2PRFIN20060320_182145_000000482046_00099_21195_8371.N1	20-MAR-2006 18:21:45	Dark	48.000	141	Bet Ara	2.8400	4600.0	96	21195	No
141	GOM_NL__2PRFIN20060320_182519_000000382046_00099_21195_8372.N1	20-MAR-2006 18:25:19	Dark	38.000	134	Bet TrA	2.8100	6600.0	76	21195	No
142	GOM_NL__2PRFIN20060320_182803_000000572046_00099_21195_8373.N1	20-MAR-2006 18:28:03	Dark	57.000	4	Alp1Cen	-0.010000	5800.0	114	21195	No
143	GOM_NL__2PRFIN20060320_183015_000000442046_00099_21195_8374.N1	20-MAR-2006 18:30:15	Dark	44.000	78	Alp Lup	2.3040	28000.	88	21195	No
144	GOM_NL__2PRFIN20060320_183217_000000462046_00099_21195_8375.N1	20-MAR-2006 18:32:17	Straylight	45.500	26	Gam Cru	1.6240	2900.0	91	21195	No
145	GOM_NL__2PRFIN20060320_183405_000000402046_00099_21195_8376.N1	20-MAR-2006 18:34:05	Straylight	40.000	64	Gam Cen	2.2000	10600.	80	21195	No
146	GOM_NL__2PRFIN20060320_184229_000000462046_00099_21195_8377.N1	20-MAR-2006 18:42:29	Straylight	45.500	171	2Eps Crv	3.0010	4250.0	91	21195	No
147	GOM_NL__2PRFIN20060320_185535_000000372046_00099_21195_8378.N1	20-MAR-2006 18:55:35	Bright	37.000	51	41Gam1Leo	2.0100	4500.0	74	21195	No
148	GOM_NL__2PRFIN20060320_190302_000000382046_00099_21195_8379.N1	20-MAR-2006 19:03:02	Bright	37.500	174	52Psi UMa	3.0040	4400.0	75	21195	No
149	GOM_NL__2PRFIN20060320_190617_000000372046_00099_21195_8380.N1	20-MAR-2006 19:06:17	Bright	36.500	82	48Bet UMa	2.3650	10600.	73	21195	No
150	GOM_NL__2PRFIN20060320_190748_000000362046_00099_21195_8381.N1	20-MAR-2006 19:07:48	Bright	36.000	36	50Alp UMa	1.8000	6300.0	72	21195	No
151	GOM_NL__2PRFIN20060320_191443_000000402046_00099_21195_8382.N1	20-MAR-2006 19:14:43	Bright	39.500	60	7Bet UMi	2.0810	3950.0	79	21195	No
152	GOM_NL__2PRFIN20060320_192314_000000332046_00099_21195_8383.N1	20-MAR-2006 19:23:14	Bright	33.000	89	5Alp Cep	2.4510	8000.0	66	21195	No
153	GOM_NL__2PRFIN20060320_192822_000000382046_00099_21195_8384.N1	20-MAR-2006 19:28:22	Bright	38.000	19	50Alp Cyg	1.2460	10500.	76	21195	No
154	GOM_NL__2PRFIN20060320_192958_000000372046_00099_21195_8385.N1	20-MAR-2006 19:29:58	Bright	37.000	66	37Gam Cyg	2.2080	5900.0	74	21195	No
155	GOM_NL__2PRFIN20060320_193145_000000362046_00099_21195_8386.N1	20-MAR-2006 19:31:45	Bright	35.500	92	53Eps Cyg	2.5000	4500.0	71	21195	No
156	GOM_NL__2PRFIN20060320_194026_000000552046_00099_21195_8387.N1	20-MAR-2006 19:40:26	Tw_i_and_stray	54.500	11	53Alp Aql	0.76500	8000.0	109	21195	No
157	GOM_NL__2PRFIN20060320_195103_000000472046_00099_21195_8388.N1	20-MAR-2006 19:51:03	Dark	47.000	155	41Pi Sgr	2.9000	6600.0	94	21195	No
158	GOM_NL__2PRFIN20060320_195309_000000422046_00099_21195_8389.N1	20-MAR-2006 19:53:09	Dark	42.000	57	34Sig Sgr	2.0660	26000.	84	21195	No
159	GOM_NL__2PRFIN20060320_200222_000000472046_00100_21196_8397.N1	20-MAR-2006 20:02:22	Dark	47.000	141	Bet Ara	2.8400	4600.0	94	21196	No
160	GOM_NL__2PRFIN20060320_200555_000000382046_00100_21196_8398.N1	20-MAR-2006 20:05:55	Dark	38.000	134	Bet TrA	2.8100	6600.0	76	21196	No

161	GOM_NL__2PRFIN20060320_200839_000000502046_00100_21196_8399.N1	20-MAR-2006 20:08:39	Dark	49.500	4	Alp1Cen	-0.010000	5800.0	99	21196	No
162	GOM_NL__2PRFIN20060320_201052_000000462046_00100_21196_8400.N1	20-MAR-2006 20:10:52	Dark	45.500	78	Alp Lup	2.3040	28000.	91	21196	No
163	GOM_NL__2PRFIN20060320_201253_000000512046_00100_21196_8401.N1	20-MAR-2006 20:12:53	Straylight	50.500	26	Gam Cru	1.6240	2900.0	101	21196	No
164	GOM_NL__2PRFIN20060320_201441_000000462046_00100_21196_8402.N1	20-MAR-2006 20:14:41	Straylight	46.000	64	Gam Cen	2.2000	10600.	92	21196	No
165	GOM_NL__2PRFIN20060320_202305_000000482046_00100_21196_8403.N1	20-MAR-2006 20:23:05	Straylight	48.000	171	2Eps Crv	3.0010	4250.0	96	21196	No
166	GOM_NL__2PRFIN20060320_203611_000000362046_00100_21196_8404.N1	20-MAR-2006 20:36:11	Bright	36.000	51	41Gam1Leo	2.0100	4500.0	72	21196	No
167	GOM_NL__2PRFIN20060320_204338_000000372046_00100_21196_8405.N1	20-MAR-2006 20:43:38	Bright	36.500	174	52Psi UMa	3.0040	4400.0	73	21196	No
168	GOM_NL__2PRFIN20060320_204653_000000362046_00100_21196_8406.N1	20-MAR-2006 20:46:53	Bright	36.000	82	48Bet UMa	2.3650	10600.	72	21196	No
169	GOM_NL__2PRFIN20060320_204823_000000392046_00100_21196_8407.N1	20-MAR-2006 20:48:23	Bright	39.000	36	50Alp UMa	1.8000	6300.0	78	21196	No
170	GOM_NL__2PRFIN20060320_205519_000000402046_00100_21196_8408.N1	20-MAR-2006 20:55:19	Bright	39.500	60	7Bet UMi	2.0810	3950.0	79	21196	No
171	GOM_NL__2PRFIN20060320_210350_000000362046_00100_21196_8409.N1	20-MAR-2006 21:03:50	Bright	35.500	89	5Alp Cep	2.4510	8000.0	71	21196	No
172	GOM_NL__2PRFIN20060320_210858_000000372046_00100_21196_8410.N1	20-MAR-2006 21:08:58	Bright	37.000	19	50Alp Cyg	1.2460	10500.	74	21196	No
173	GOM_NL__2PRFIN20060320_211034_000000372046_00100_21196_8411.N1	20-MAR-2006 21:10:34	Bright	37.000	66	37Gam Cyg	2.2080	5900.0	74	21196	No
174	GOM_NL__2PRFIN20060320_211221_000000382046_00100_21196_8412.N1	20-MAR-2006 21:12:21	Bright	37.500	92	53Eps Cyg	2.5000	4500.0	75	21196	No
175	GOM_NL__2PRFIN20060320_212103_000000612046_00100_21196_8413.N1	20-MAR-2006 21:21:03	Tw_i_and_stray	61.000	11	53Alp Aql	0.76500	8000.0	122	21196	No
176	GOM_NL__2PRFIN20060320_213140_000000462046_00100_21196_8414.N1	20-MAR-2006 21:31:40	Dark	46.000	155	41Pi Sgr	2.9000	6600.0	92	21196	No
177	GOM_NL__2PRFIN20060320_213346_000000352046_00100_21196_8415.N1	20-MAR-2006 21:33:46	Dark	35.000	57	34Sig Sgr	2.0660	26000.	70	21196	No
178	GOM_NL__2PRFIN20060320_214259_000000422046_00101_21197_8397.N1	20-MAR-2006 21:42:59	Dark	41.500	141	Bet Ara	2.8400	4600.0	83	21197	No
179	GOM_NL__2PRFIN20060320_214632_000000402046_00101_21197_8398.N1	20-MAR-2006 21:46:32	Dark	39.500	134	Bet TrA	2.8100	6600.0	79	21197	No
180	GOM_NL__2PRFIN20060320_214915_000000482046_00101_21197_8399.N1	20-MAR-2006 21:49:15	Dark	48.000	4	Alp1Cen	-0.010000	5800.0	96	21197	No
181	GOM_NL__2PRFIN20060320_215129_000000452046_00101_21197_8400.N1	20-MAR-2006 21:51:29	Dark	45.000	78	Alp Lup	2.3040	28000.	90	21197	No
182	GOM_NL__2PRFIN20060320_215330_000000392046_00101_21197_8401.N1	20-MAR-2006 21:53:30	Straylight	39.000	26	Gam Cru	1.6240	2900.0	78	21197	No
183	GOM_NL__2PRFIN20060320_215518_000000392046_00101_21197_8402.N1	20-MAR-2006 21:55:18	Straylight	39.000	64	Gam Cen	2.2000	10600.	78	21197	No
184	GOM_NL__2PRFIN20060320_220341_000000482046_00101_21197_8403.N1	20-MAR-2006 22:03:41	Straylight	47.500	171	2Eps Crv	3.0010	4250.0	95	21197	No
185	GOM_NL__2PRFIN20060320_221647_000000372046_00101_21197_8404.N1	20-MAR-2006 22:16:47	Bright	36.500	51	41Gam1Leo	2.0100	4500.0	73	21197	No
186	GOM_NL__2PRFIN20060320_222413_000000362046_00101_21197_8405.N1	20-MAR-2006 22:24:13	Bright	36.000	174	52Psi UMa	3.0040	4400.0	72	21197	No
187	GOM_NL__2PRFIN20060320_222728_000000372046_00101_21197_8406.N1	20-MAR-2006 22:27:28	Bright	36.500	82	48Bet UMa	2.3650	10600.	73	21197	No
188	GOM_NL__2PRFIN20060320_222859_000000392046_00101_21197_8407.N1	20-MAR-2006 22:28:59	Bright	38.500	36	50Alp UMa	1.8000	6300.0	77	21197	No
189	GOM_NL__2PRFIN20060320_223554_000000392046_00101_21197_8408.N1	20-MAR-2006 22:35:54	Bright	39.000	60	7Bet UMi	2.0810	3950.0	78	21197	No
190	GOM_NL__2PRFIN20060320_224426_000000352046_00101_21197_8409.N1	20-MAR-2006 22:44:26	Bright	35.000	89	5Alp Cep	2.4510	8000.0	70	21197	No
191	GOM_NL__2PRFIN20060320_224934_000000382046_00101_21197_8410.N1	20-MAR-2006 22:49:34	Bright	38.000	19	50Alp Cyg	1.2460	10500.	76	21197	No
192	GOM_NL__2PRFIN20060320_225110_000000392046_00101_21197_8411.N1	20-MAR-2006 22:51:10	Bright	38.500	66	37Gam Cyg	2.2080	5900.0	77	21197	No
193	GOM_NL__2PRFIN20060320_225257_000000392046_00101_21197_8412.N1	20-MAR-2006 22:52:57	Bright	38.500	92	53Eps Cyg	2.5000	4500.0	77	21197	No
194	GOM_NL__2PRFIN20060320_230139_000000542046_00101_21197_8413.N1	20-MAR-2006 23:01:39	Tw_i_and_stray	53.500	11	53Alp Aql	0.76500	8000.0	107	21197	No
195	GOM_NL__2PRFIN20060320_231216_000000462046_00101_21197_8414.N1	20-MAR-2006 23:12:16	Dark	46.000	155	41Pi Sgr	2.9000	6600.0	92	21197	No
196	GOM_NL__2PRFIN20060320_231423_000000352046_00101_21197_8415.N1	20-MAR-2006 23:14:23	Dark	35.000	57	34Sig Sgr	2.0660	26000.	70	21197	No
197	GOM_NL__2PRFIN20060320_232335_000000422046_00102_21198_8397.N1	20-MAR-2006 23:23:35	Dark	41.500	141	Bet Ara	2.8400	4600.0	83	21198	No
198	GOM_NL__2PRFIN20060320_232708_000000372046_00102_21198_8398.N1	20-MAR-2006 23:27:08	Dark	37.000	134	Bet TrA	2.8100	6600.0	74	21198	No
199	GOM_NL__2PRFIN20060320_232952_000000552046_00102_21198_8399.N1	20-MAR-2006 23:29:52	Dark	55.000	4	Alp1Cen	-0.010000	5800.0	110	21198	No
200	GOM_NL__2PRFIN20060320_233205_000000502046_00102_21198_8400.N1	20-MAR-2006 23:32:05	Dark	50.000	78	Alp Lup	2.3040	28000.	100	21198	No
201	GOM_NL__2PRFIN20060320_233406_000000532046_00102_21198_8401.N1	20-MAR-2006 23:34:06	Straylight	52.500	26	Gam Cru	1.6240	2900.0	105	21198	No
202	GOM_NL__2PRFIN20060320_233554_000000412046_00102_21198_8402.N1	20-MAR-2006 23:35:54	Straylight	41.000	64	Gam Cen	2.2000	10600.	82	21198	No
203	GOM_NL__2PRFIN20060320_234417_000000492046_00102_21198_8403.N1	20-MAR-2006 23:44:17	Straylight	49.000	171	2Eps Crv	3.0010	4250.0	98	21198	No
204	GOM_NL__2PRFIN20060320_234554_000000252046_00102_21198_8404.N1	20-MAR-2006 23:45:54	Tw_i_and_stray	25.000	100	4Gam Crv	2.5800	13100.	50	21198	No
205	GOM_NL__2PRFIN20060320_235723_000000372046_00102_21198_8405.N1	20-MAR-2006 23:57:23	Bright	36.500	51	41Gam1Leo	2.0100	4500.0	73	21198	No

3. Quality information per product

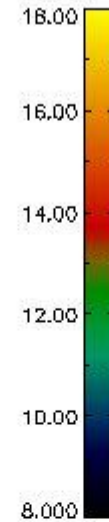
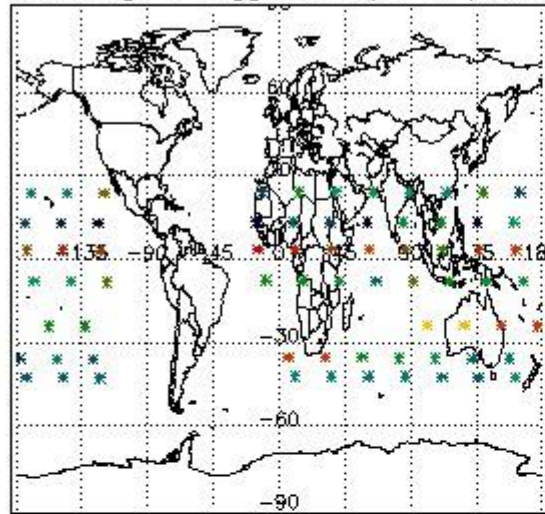
In this section it is plotted some information contained in the Quality Summary data set of the level 2 products. Only products in dark limb conditions and without errors (error flag in the MPH set to "0") are used.

3.1 Plot quality information per product (time dependant)

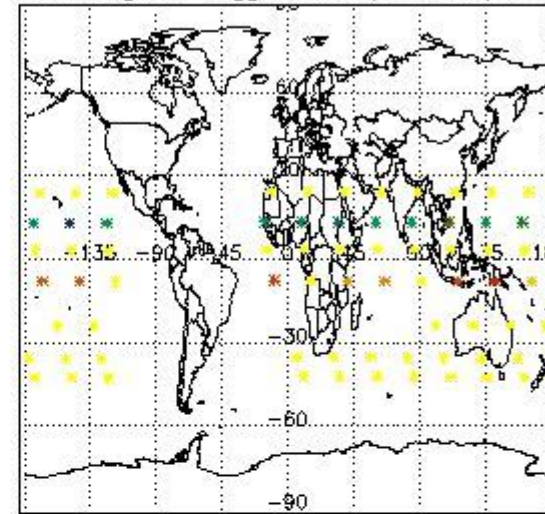


3.2 Plot quality information per product (world map)

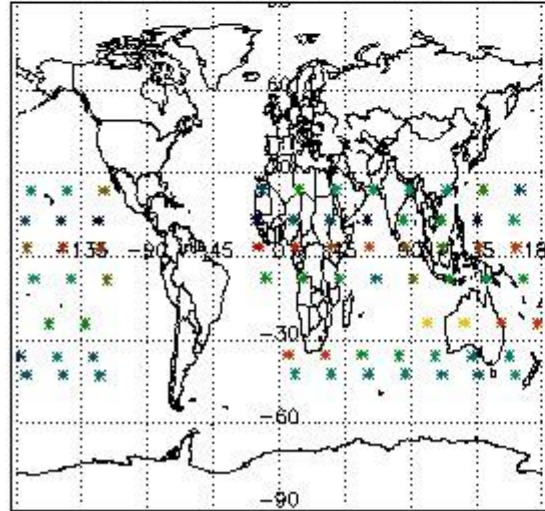
Percentage of flagged data per O3 profile



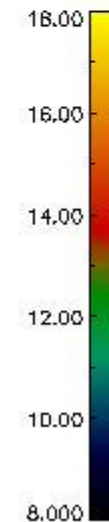
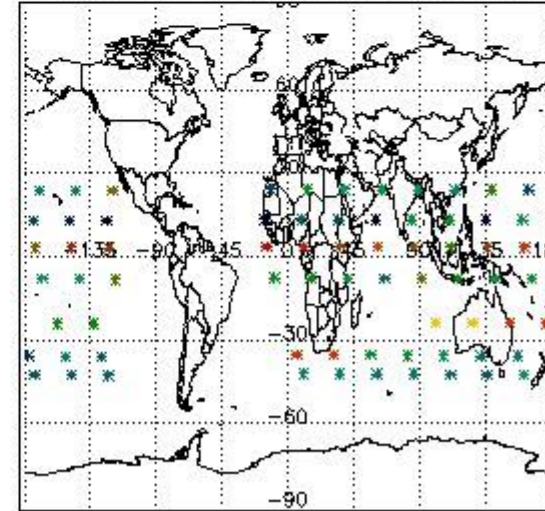
Percentage of flagged data per H2O profile



Percentage of flagged data per NO2 profile



Percentage of flagged data per NO3 profile

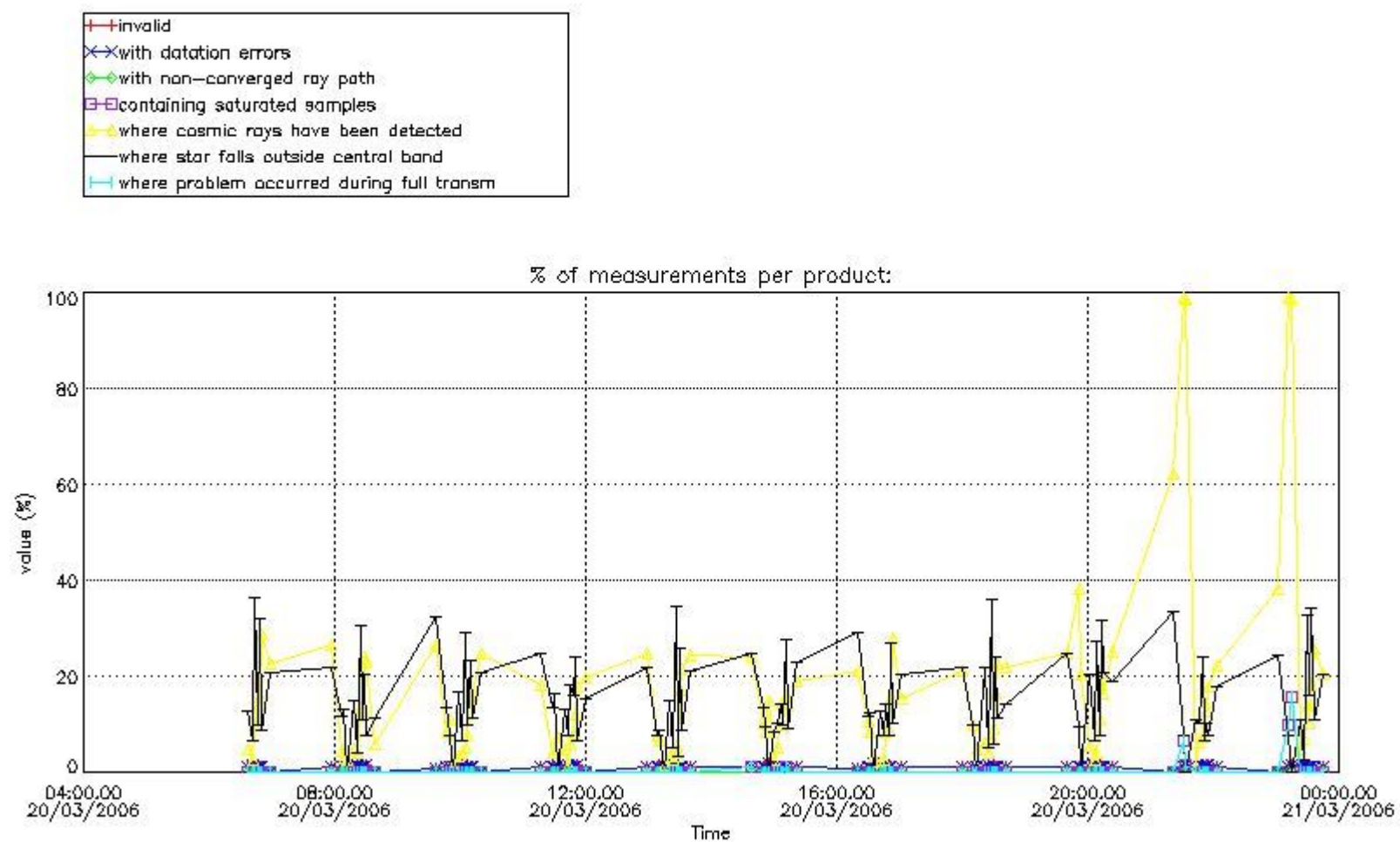


4. Level 1 quality information per product

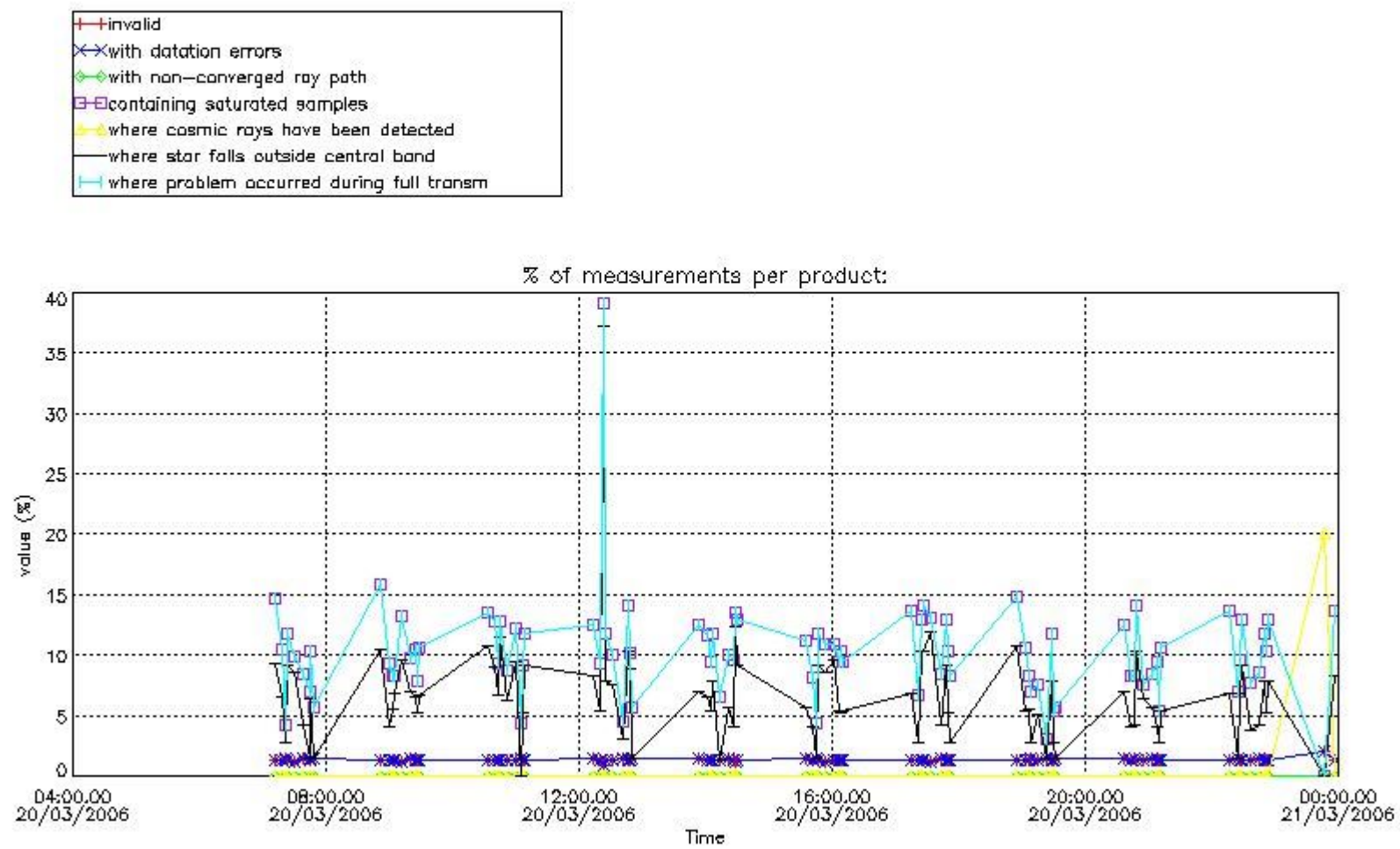
In this section it is plotted some information contained in the Quality Summary data set of the level 2 products that comes from the level 1b processing. Products without errors (error flag in the MPH set to "0") are used.

4.1 Plot quality information per product (time dependant) coming from level 1b processing

4.1.1 Plot level 1 quality information per product (time dependant): ENVISAT ASCENDING passes



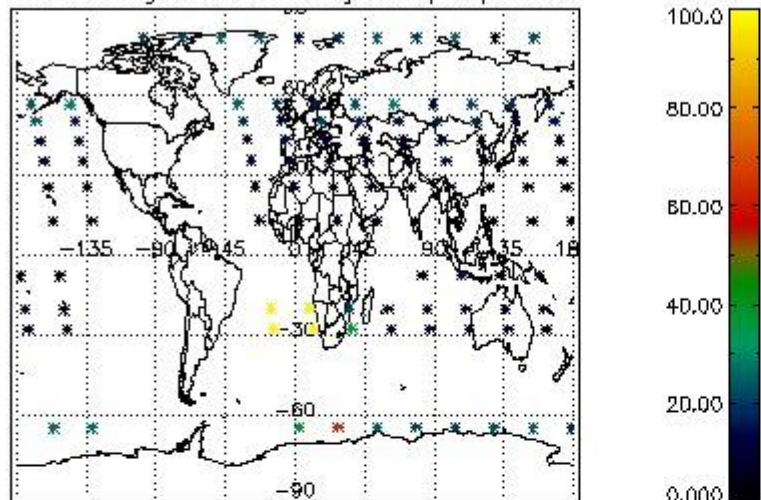
4.1.2 Plot level 1 quality information per product (time dependant): ENVI SAT DESCENDING passes



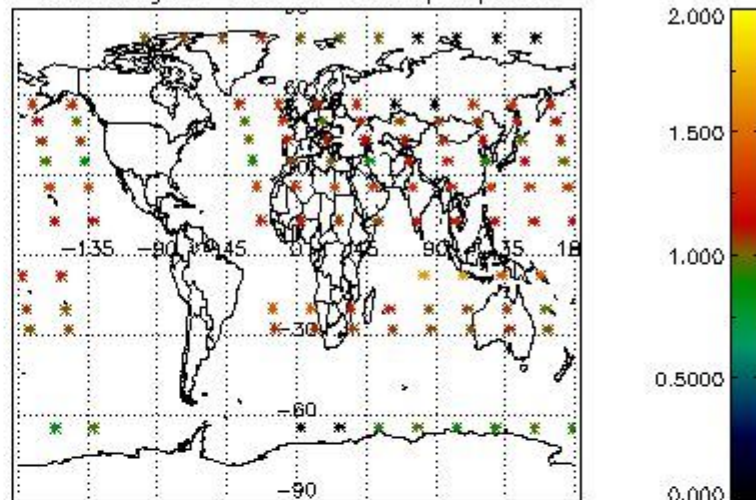
4.2 Plot quality information per product coming from level 1b processing (world map)

4.2.1 Plot level 1 quality information per product (world map): ENVISAT ASCENDING passes

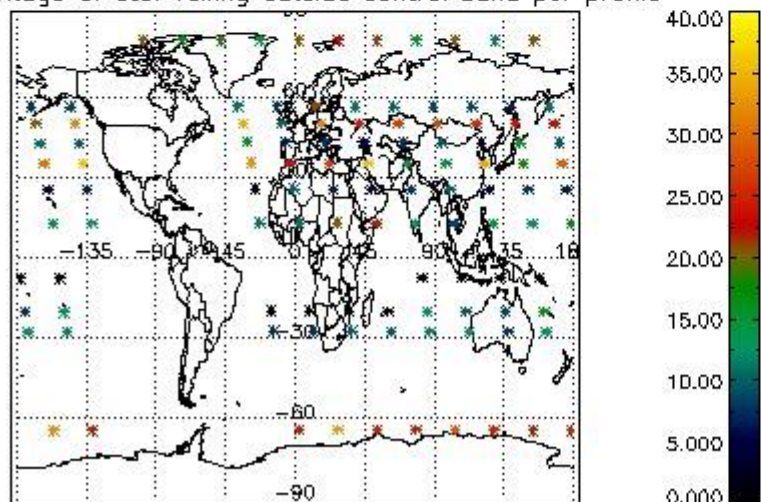
Percentage of cosmic ray hits per profile



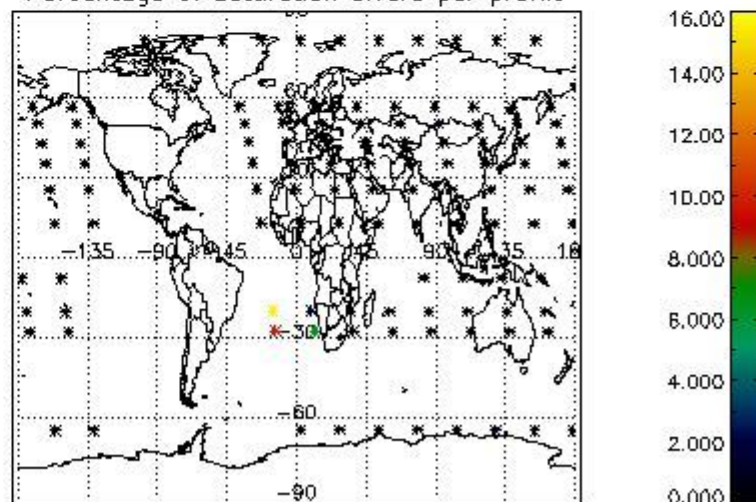
Percentage of datation errors per profile



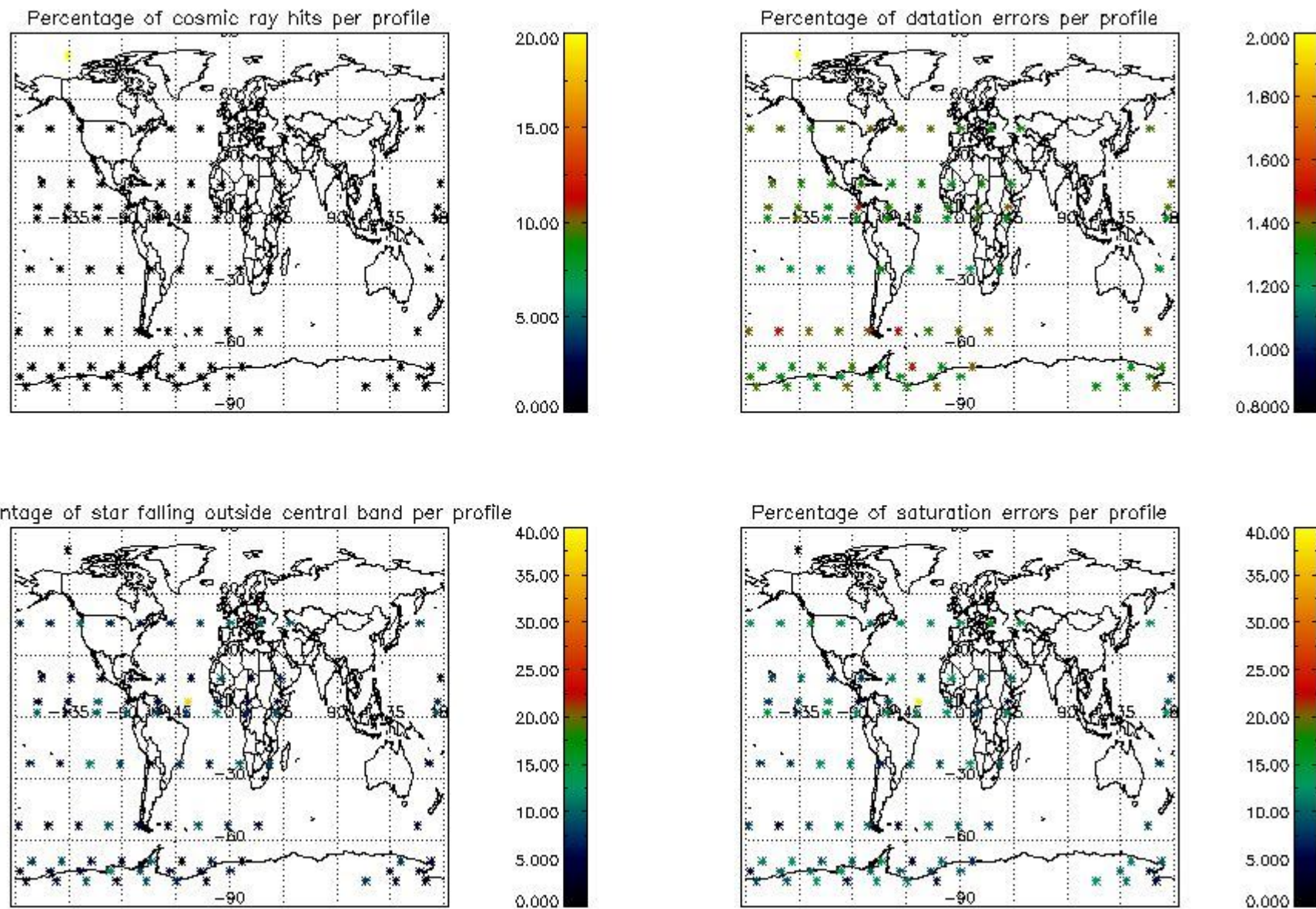
Percentage of star falling outside central band per profile



Percentage of saturation errors per profile



4.2.2 Plot level 1 quality information per product (world map): ENVISAT DESCENDING passes



5. Trace gas profiles

5.1 Ozone statistics based on quality of products

The final quality of the products can be "measured" using the STD (Standard Deviation) attached to every point profile. This information is written to the parameter GOM_NL__2P/NL_LOCAL_SPECIES_DENSITY/o3_std of the level 2 products. The table below shows the statistics for given STD ranges.

The statistics are given with respect to the overall valid production:

- Products without fatal errors: GOM_NL__2P/MPH/PRODUCT_ERR=0
- Valid point profile: GOM_NL__2P/NL_LOCAL_SPECIES_DENSITY/pcd(0)=0

The 'Criteria' is applied to valid points of dark limb products:

- Products in dark limb illumination condition: GOM_NL__2P/NL_SUMMARY_QUALITY/obs_ill_cond=0
- Products without fatal errors: GOM_NL__2P/MPH/PRODUCT_ERR=0
- Valid point profile: GOM_NL__2P/NL_LOCAL_SPECIES_DENSITY/pcd(0)=0

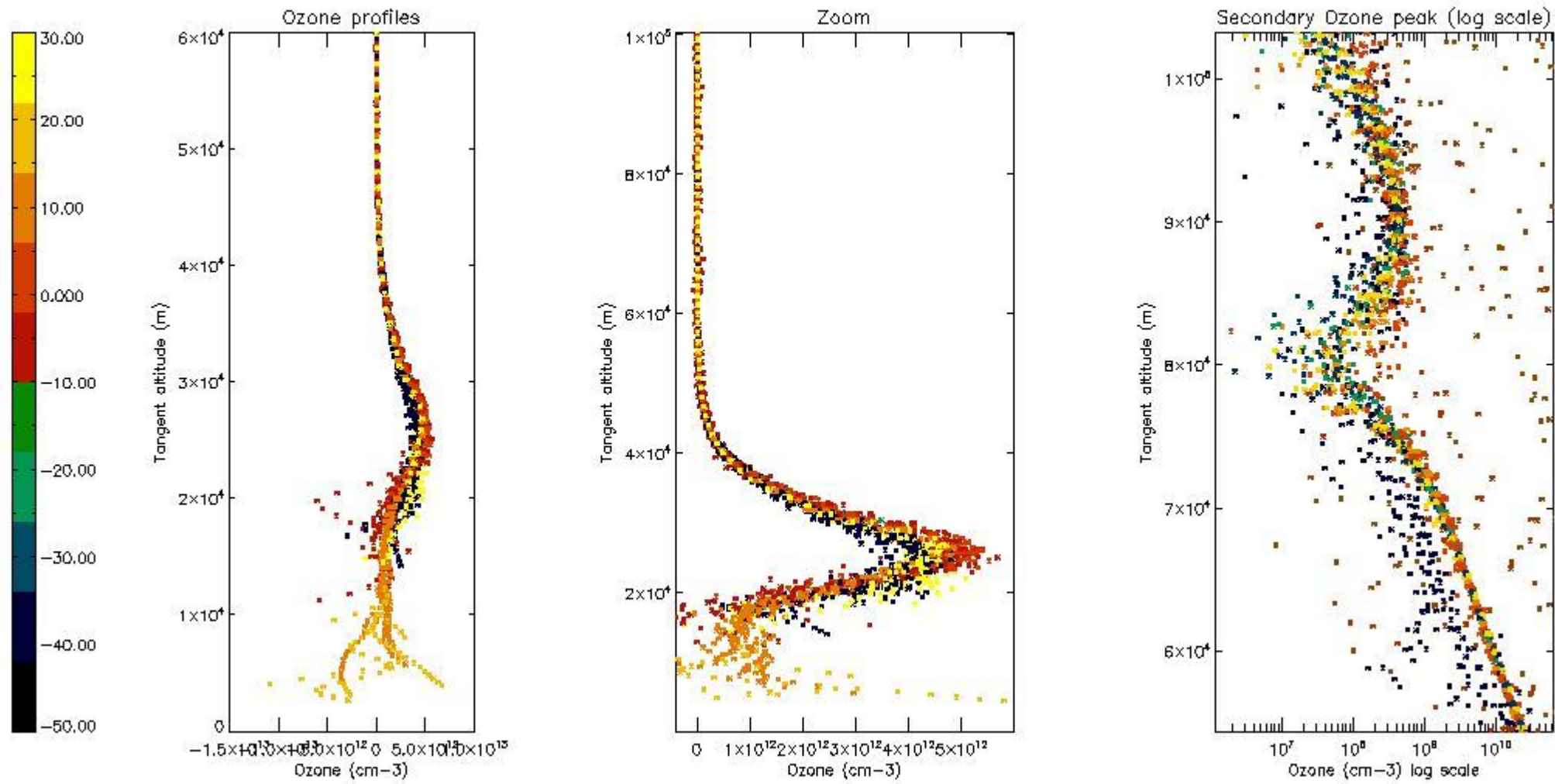
So, the table below shows the percentage of dark limb and valid observations for each criteria with respect to the overall valid daily observations.

Criteria	% of total production
All STD	37
STD < 20	20

STD < 10	15
STD < 5	9

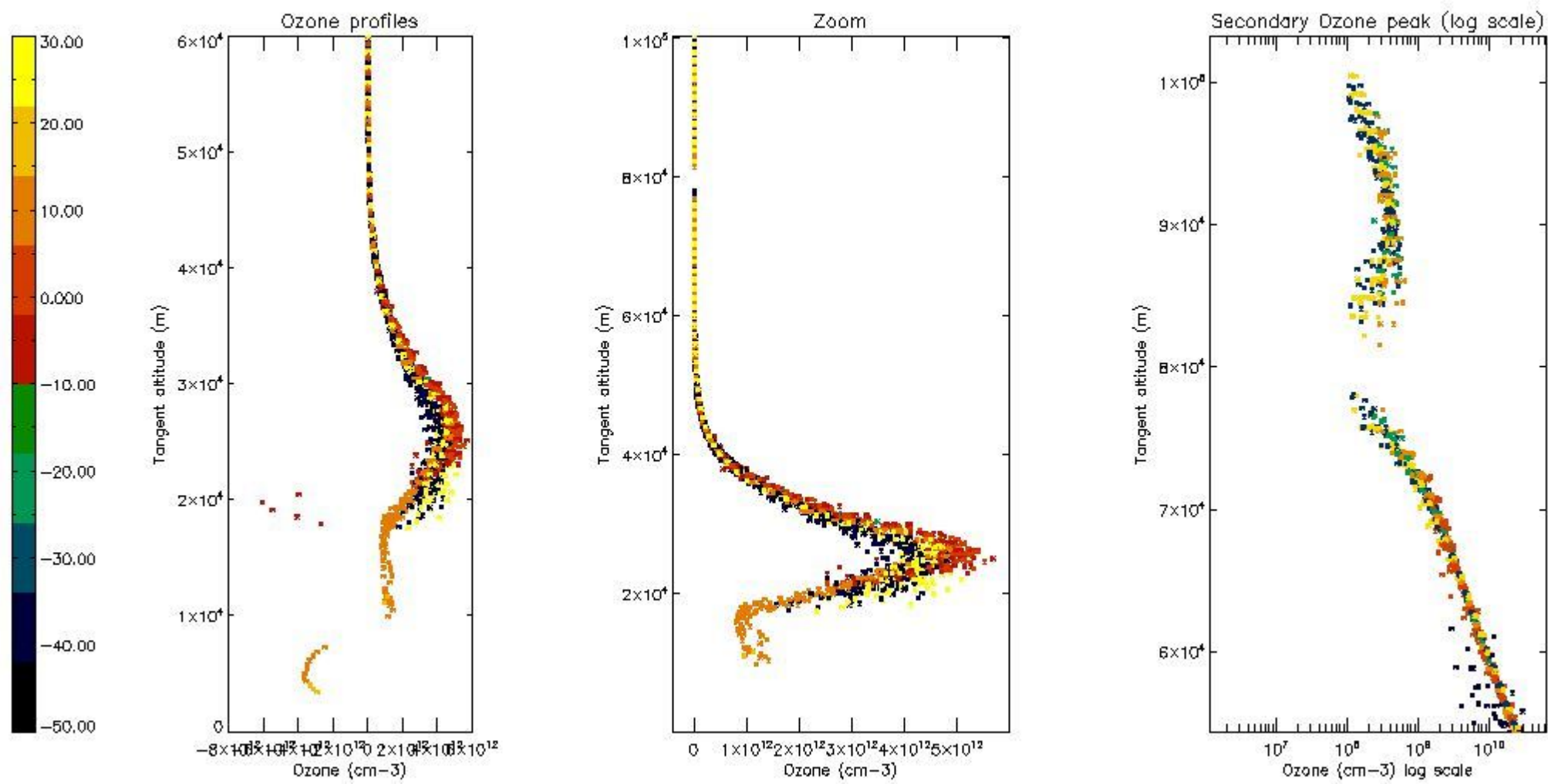
5.2 Plot ozone profiles for all STD (dark without errors)

The colorbar represents the latitude.



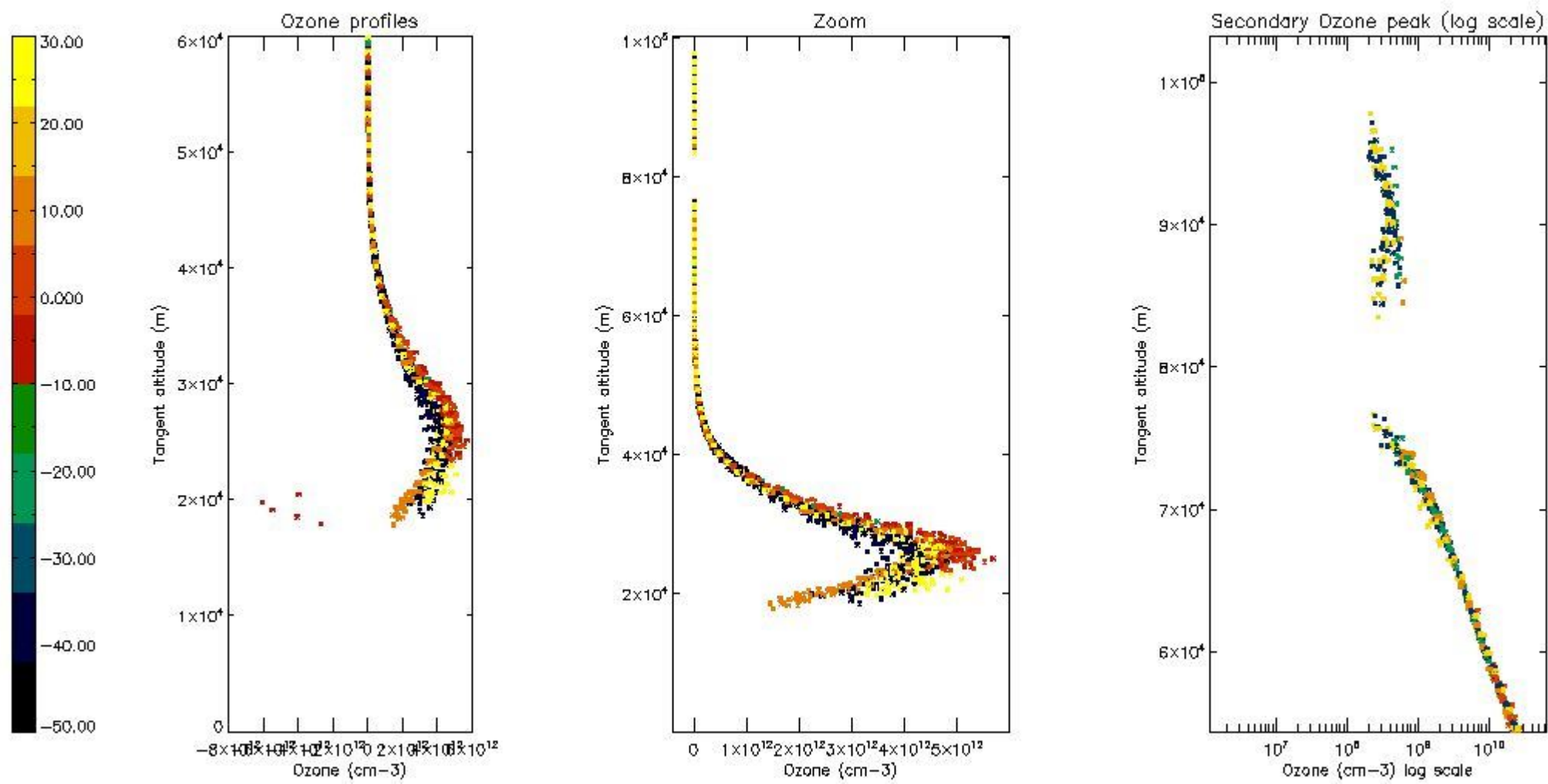
5.3 Plot ozone profiles where STD < 20% (dark without errors)

The colorbar represents the latitude.



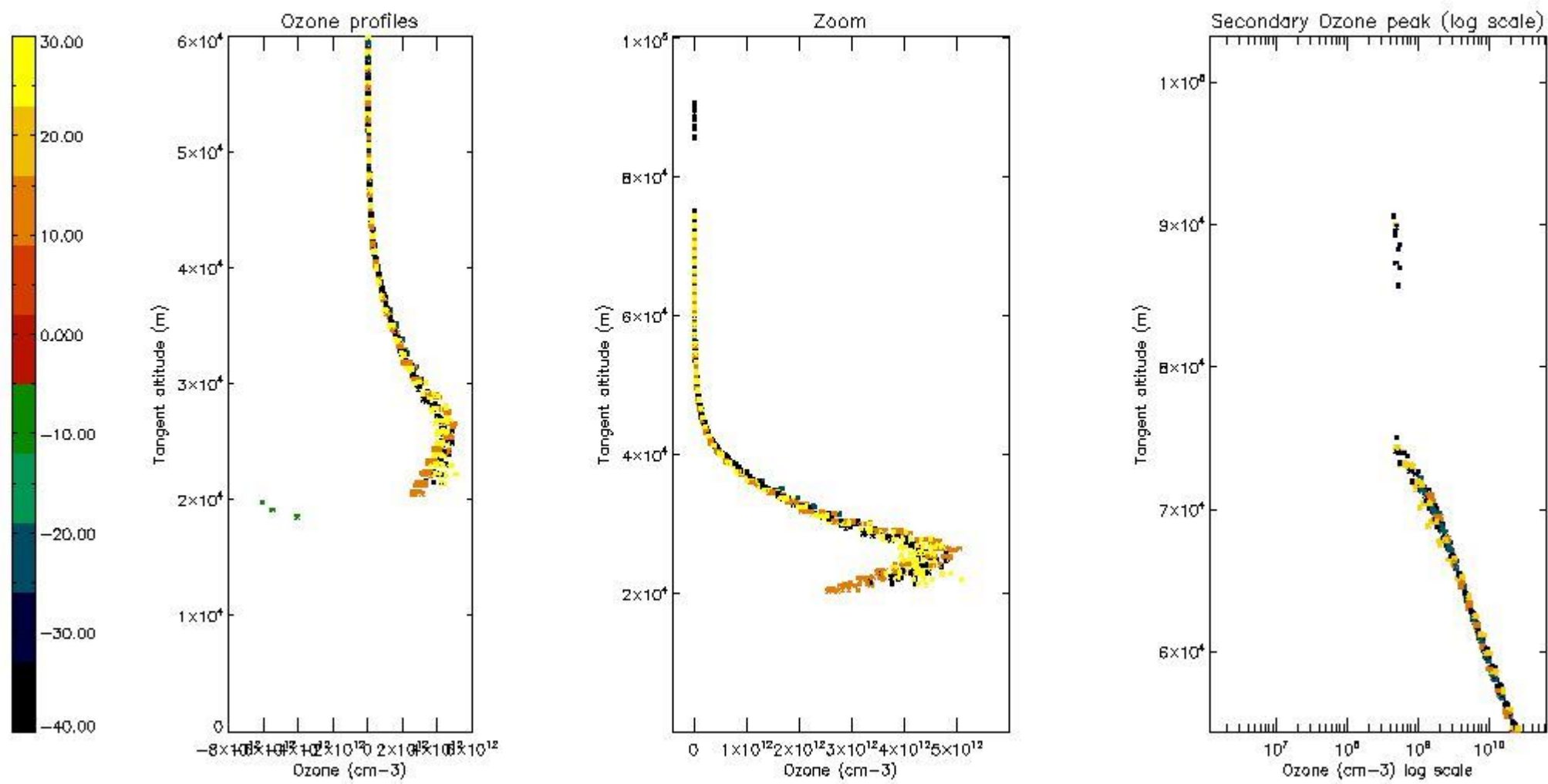
5.4 Plot ozone profiles where STD < 10% (dark without errors)

The colorbar represents the latitude.



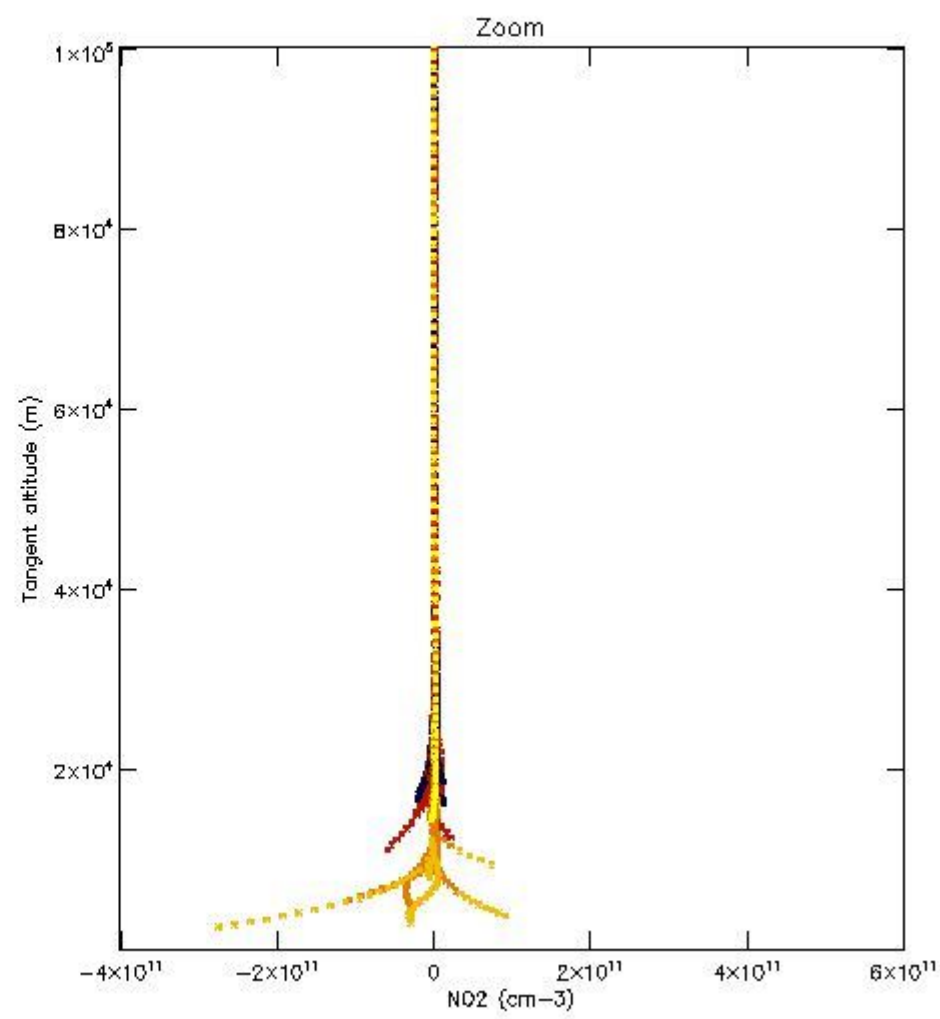
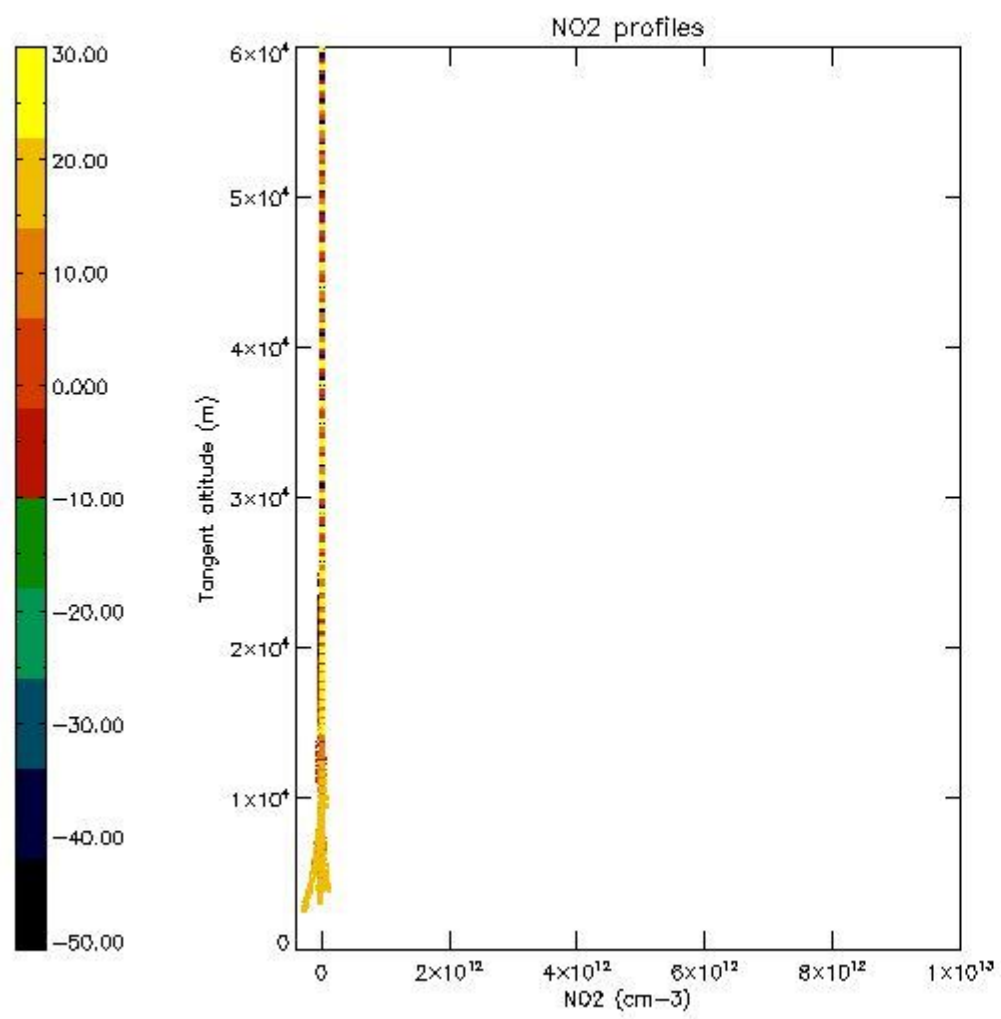
5.5 Plot ozone profiles where STD < 5% (dark without errors)

The colorbar represents the latitude.



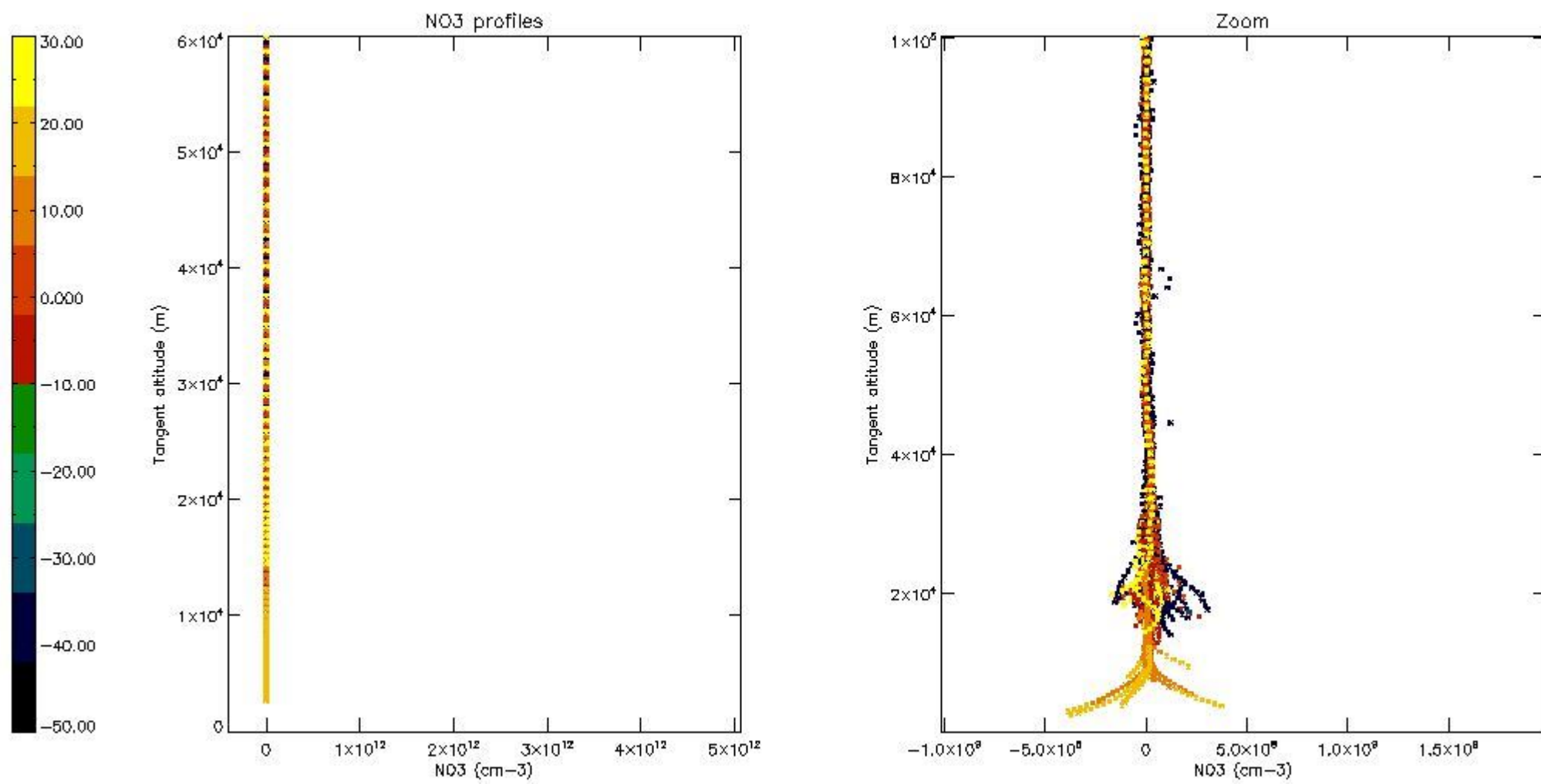
5.6 Plot NO₂ profiles for all STD (dark without errors)

The colorbar represents the latitude.



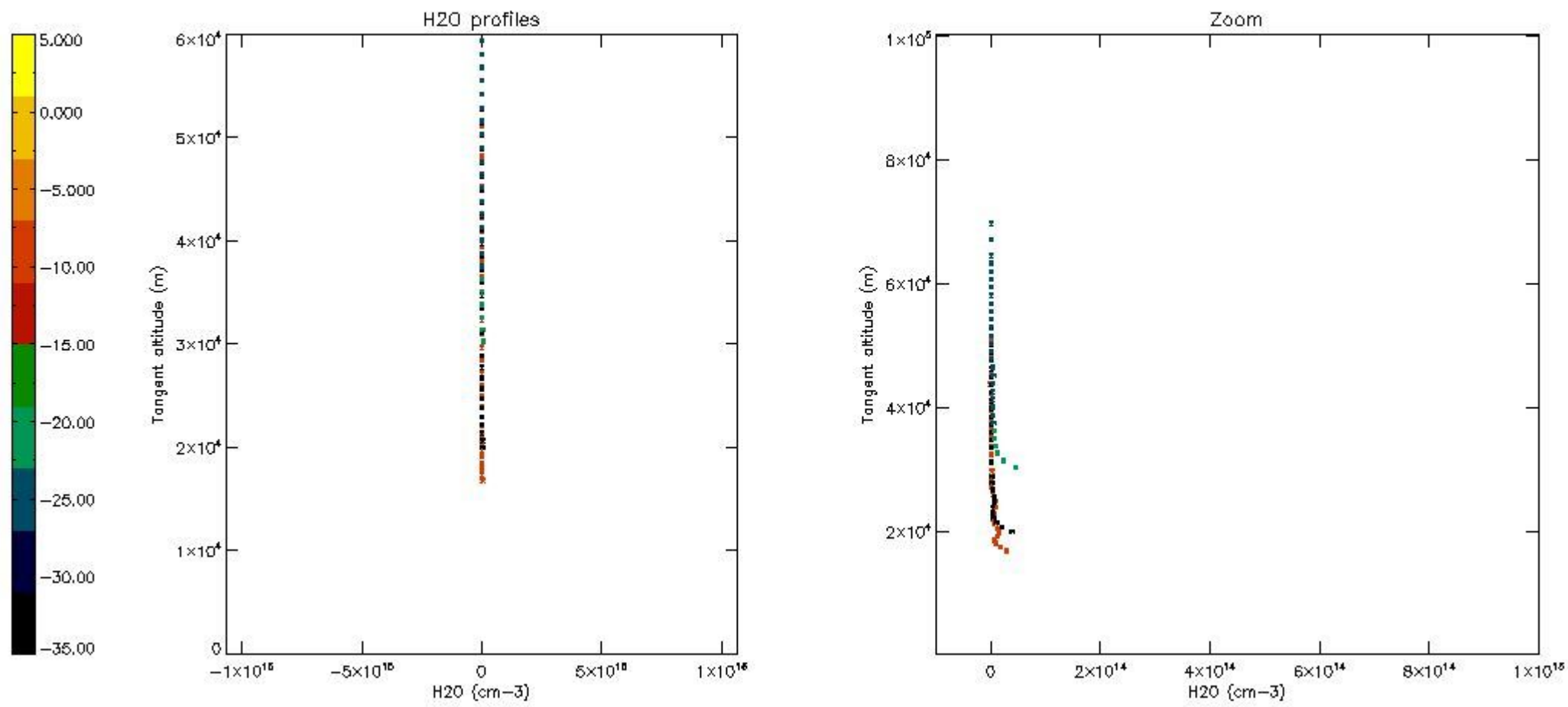
5.7 Plot NO3 profiles for all STD (dark without errors)

The colorbar represents the latitude.



5.8 Plot H2O profiles for all STD (only for occultations of stars 1,2,3,4,13,14,16,26,63 dark without errors)

The colorbar represents the latitude.



6. Auxiliary Data Files used for the production reported in section 2

The number reported in the third column indicates since which file (see list in section 2) the corresponding auxiliary file has been used. The fourth column is the date of those product files.

Type	Auxiliary Filename	Used since product	Used since product date
INST_PHYS_CHARACTERISTICS	GOM_INS_AXVIEC20091111_143220_20030716_120000_20500101_000000	1	20-MAR-2006 06:37:29
LEVEL-2_PROC_CONFIG	GOM_PR2_AXVIEC20091111_152718_20020301_000000_20500101_000000	1	20-MAR-2006 06:37:29
CROSS_SECTIONS_FILE	GOM_CRS_AXVIEC20091111_154832_20020301_000000_20500101_000000	1	20-MAR-2006 06:37:29

GOMOS Level 2 Daily Report

SUMMARY

[1. General Info](#)

[2. Summary of processed GOM_NL_2P products](#)

[3. Level 2 Quality information per product](#)

[3.1 Plot of level 2 quality information per product \(time dependant\)](#)

[3.2 Plot of level 2 quality information per product \(world map\)](#)

[4. Level 1 Quality information per product \(stored on level 2 products\)](#)

[4.1 Plot of level 1 quality information per product \(time dependant\)](#)

[4.1.1 Plot of level 1 quality information per product \(time dependant\): ASCENDING](#)

[4.1.2 Plot of level 1 quality information per product \(time dependant\): DESCENDING](#)

[4.2 Plot of level 1 quality information per product \(world map\)](#)

[4.2.1 Plot of level 1 quality information per product \(world map\): ASCENDING](#)

[4.2.2 Plot of level 1 quality information per product \(world map\): DESCENDING](#)

[5. Ozone profiles based on quality statistics and other trace gas profiles](#)

[5.1 Ozone statistics based on quality of products](#)

[5.2 Plot ozone profiles for all STD \(dark without errors\)](#)

[5.3 Plot ozone profiles where STD < 20% \(dark without errors\)](#)

[5.4. Plot ozone profiles where STD < 10% \(dark without errors\)](#)

[5.5. Plot ozone profiles where STD < 5% \(dark without errors\)](#)

[5.6 Plot NO2 profiles for all STD \(dark without errors\)](#)

[5.7 Plot NO3 profiles for all STD \(dark without errors\)](#)

[5.8 Plot H2O profiles \(only for occultations of stars 1,2,3,4,13,14,16,26,63 dark without errors\) for all STD](#)

[6. Auxiliary Data Files used for the production reported in section 2](#)

This report presents the daily analysis on parameters extracted from GOMOS level 2 data (GOM_NL__2P). It is intended to monitor some important parameters that will impact the quality of these products. A list of level 2 products (and content) that have arrived during the reporting day to the PCF is also given.

Item	Value
Time of report generation	22APR2013 16:53:41
Data source version	GOMOS/6.01
Start time of products	20-03-2006 (20MAR2006 00:00:00)
Stop time of products	21-03-2006 (21MAR2006 00:00:00)
Store outputs in DB	Yes
Nb of level 2 prods	205
Nb of prods with errors	0

2. Summary of processed GOM_NL__2P products.

Nr	Filename	UTC Start time	Limb	Duration	Star Id	Star Name	Star Mag	Star Temp	Nb Meas	Orbit	Prod. error
1	GOM_NL__2PRFIN20060320_063729_000000442046_00092_21188_8450.N1	20-MAR-2006 06:37:29	Dark	43.500	141	Bet Ara	2.8400	4600.0	87	21188	No
2	GOM_NL__2PRFIN20060320_064104_000000382046_00092_21188_8370.N1	20-MAR-2006 06:41:04	Dark	38.000	134	Bet TrA	2.8100	6600.0	76	21188	No
3	GOM_NL__2PRFIN20060320_064347_000000572046_00092_21188_8371.N1	20-MAR-2006 06:43:47	Dark	56.500	4	Alp1Cen	-0.010000	5800.0	113	21188	No
4	GOM_NL__2PRFIN20060320_064558_000000472046_00092_21188_8372.N1	20-MAR-2006 06:45:58	Dark	46.500	78	Alp Lup	2.3040	28000.	93	21188	No
5	GOM_NL__2PRFIN20060320_064803_000000522046_00092_21188_8373.N1	20-MAR-2006 06:48:03	Straylight	51.500	26	Gam Cru	1.6240	2900.0	103	21188	No
6	GOM_NL__2PRFIN20060320_064951_000000402046_00092_21188_8374.N1	20-MAR-2006 06:49:51	Straylight	40.000	64	Gam Cen	2.2000	10600.	80	21188	No
7	GOM_NL__2PRFIN20060320_065816_000000492046_00092_21188_8375.N1	20-MAR-2006 06:58:16	Straylight	48.500	171	2Eps Crv	3.0010	4250.0	97	21188	No
8	GOM_NL__2PRFIN20060320_071123_000000382046_00092_21188_8376.N1	20-MAR-2006 07:11:23	Bright	37.500	51	41Gam1Leo	2.0100	4500.0	75	21188	No
9	GOM_NL__2PRFIN20060320_071853_000000382046_00092_21188_8377.N1	20-MAR-2006 07:18:53	Bright	38.000	174	52Psi UMa	3.0040	4400.0	76	21188	No
10	GOM_NL__2PRFIN20060320_072207_000000362046_00092_21188_8378.N1	20-MAR-2006 07:22:07	Bright	35.500	82	48Bet UMa	2.3650	10600.	71	21188	No
11	GOM_NL__2PRFIN20060320_072338_000000382046_00092_21188_8379.N1	20-MAR-2006 07:23:38	Bright	38.000	36	50Alp UMa	1.8000	6300.0	76	21188	No
12	GOM_NL__2PRFIN20060320_073034_000000412046_00092_21188_8380.N1	20-MAR-2006 07:30:34	Bright	40.500	60	7Bet UMi	2.0810	3950.0	81	21188	No
13	GOM_NL__2PRFIN20060320_073903_000000362046_00092_21188_8381.N1	20-MAR-2006 07:39:03	Bright	35.500	89	5Alp Cep	2.4510	8000.0	71	21188	No
14	GOM_NL__2PRFIN20060320_074411_000000362046_00092_21188_8382.N1	20-MAR-2006 07:44:11	Bright	35.500	19	50Alp Cyg	1.2460	10500.	71	21188	No
15	GOM_NL__2PRFIN20060320_074546_000000392046_00092_21188_8383.N1	20-MAR-2006 07:45:46	Bright	39.000	66	37Gam Cyg	2.2080	5900.0	78	21188	No
16	GOM_NL__2PRFIN20060320_074732_000000362046_00092_21188_8384.N1	20-MAR-2006 07:47:32	Bright	35.500	92	53Eps Cyg	2.5000	4500.0	71	21188	No
17	GOM_NL__2PRFIN20060320_075611_000000532046_00092_21188_8385.N1	20-MAR-2006 07:56:11	Twilight_stray	52.500	11	53Alp Aql	0.76500	8000.0	105	21188	No
18	GOM_NL__2PRFIN20060320_080645_000000482046_00092_21188_8386.N1	20-MAR-2006 08:06:45	Dark	47.500	155	41Pi Sgr	2.9000	6600.0	95	21188	No
19	GOM_NL__2PRFIN20060320_080851_000000492046_00092_21188_8387.N1	20-MAR-2006 08:08:51	Dark	49.000	57	34Sig Sgr	2.0660	26000.	98	21188	No
20	GOM_NL__2PRFIN20060320_081223_000000412046_00092_21188_8388.N1	20-MAR-2006 08:12:23	Dark	41.000	38	20Eps Sgr	1.8360	11000.	82	21188	No
21	GOM_NL__2PRFIN20060320_081806_000000442046_00093_21189_8370.N1	20-MAR-2006 08:18:06	Dark	44.000	141	Bet Ara	2.8400	4600.0	88	21189	No
22	GOM_NL__2PRFIN20060320_082140_000000382046_00093_21189_8371.N1	20-MAR-2006 08:21:40	Dark	37.500	134	Bet TrA	2.8100	6600.0	75	21189	No
23	GOM_NL__2PRFIN20060320_082424_000000532046_00093_21189_8372.N1	20-MAR-2006 08:24:24	Dark	52.500	4	Alp1Cen	-0.010000	5800.0	105	21189	No
24	GOM_NL__2PRFIN20060320_082635_000000472046_00093_21189_8373.N1	20-MAR-2006 08:26:35	Dark	46.500	78	Alp Lup	2.3040	28000.	93	21189	No
25	GOM_NL__2PRFIN20060320_082839_000000442046_00093_21189_8374.N1	20-MAR-2006 08:28:39	Straylight	44.000	26	Gam Cru	1.6240	2900.0	88	21189	No
26	GOM_NL__2PRFIN20060320_083027_000000392046_00093_21189_8375.N1	20-MAR-2006 08:30:27	Straylight	39.000	64	Gam Cen	2.2000	10600.	78	21189	No
27	GOM_NL__2PRFIN20060320_083852_000000442046_00093_21189_8376.N1	20-MAR-2006 08:38:52	Straylight	44.000	171	2Eps Crv	3.0010	4250.0	88	21189	No
28	GOM_NL__2PRFIN20060320_085159_000000382046_00093_21189_8377.N1	20-MAR-2006 08:51:59	Bright	38.000	51	41Gam1Leo	2.0100	4500.0	76	21189	No
29	GOM_NL__2PRFIN20060320_085928_000000382046_00093_21189_8378.N1	20-MAR-2006 08:59:28	Bright	37.500	174	52Psi UMa	3.0040	4400.0	75	21189	No
30	GOM_NL__2PRFIN20060320_090243_000000372046_00093_21189_8379.N1	20-MAR-2006 09:02:43	Bright	36.500	82	48Bet UMa	2.3650	10600.	73	21189	No
31	GOM_NL__2PRFIN20060320_090414_000000372046_00093_21189_8380.N1	20-MAR-2006 09:04:14	Bright	36.500	36	50Alp UMa	1.8000	6300.0	73	21189	No
32	GOM_NL__2PRFIN20060320_091110_000000422046_00093_21189_8381.N1	20-MAR-2006 09:11:10	Bright	41.500	60	7Bet UMi	2.0810	3950.0	83	21189	No
33	GOM_NL__2PRFIN20060320_091939_000000362046_00093_21189_8382.N1	20-MAR-2006 09:19:39	Bright	36.000	89	5Alp Cep	2.4510	8000.0	72	21189	No
34	GOM_NL__2PRFIN20060320_092447_000000382046_00093_21189_8383.N1	20-MAR-2006 09:24:47	Bright	38.000	19	50Alp Cyg	1.2460	10500.	76	21189	No
35	GOM_NL__2PRFIN20060320_092622_000000382046_00093_21189_8384.N1	20-MAR-2006 09:26:22	Bright	38.000	66	37Gam Cyg	2.2080	5900.0	76	21189	No
36	GOM_NL__2PRFIN20060320_092808_000000382046_00093_21189_8385.N1	20-MAR-2006 09:28:08	Bright	37.500	92	53Eps Cyg	2.5000	4500.0	75	21189	No
37	GOM_NL__2PRFIN20060320_093648_000000602046_00093_21189_8386.N1	20-MAR-2006 09:36:48	Twilight_stray	60.000	11	53Alp Aql	0.76500	8000.0	120	21189	No
38	GOM_NL__2PRFIN20060320_094722_000000492046_00093_21189_8387.N1	20-MAR-2006 09:47:22	Dark	48.500	155	41Pi Sgr	2.9000	6600.0	97	21189	No
39	GOM_NL__2PRFIN20060320_094927_000000472046_00093_21189_8388.N1	20-MAR-2006 09:49:27	Dark	46.500	57	34Sig Sgr	2.0660	26000.	93	21189	No
40	GOM_NL__2PRFIN20060320_095300_000000412046_00093_21189_8389.N1	20-MAR-2006 09:53:00	Dark	41.000	38	20Eps Sgr	1.8360	11000.	82	21189	No
41	GOM_NL__2PRFIN20060320_095842_000000452046_00094_21190_8370.N1	20-MAR-2006 09:58:42	Dark	44.500	141	Bet Ara	2.8400	4600.0	89	21190	No
42	GOM_NL__2PRFIN20060320_100217_000000392046_00094_21190_8371.N1	20-MAR-2006 10:02:17	Dark	38.500	134	Bet TrA	2.8100	6600.0	77	21190	No

43	GOM_NL__2PRFIN20060320_100500_000000502046_00094_21190_8372.N1	20-MAR-2006 10:05:00	Dark	50.000	4	Alp1Cen	-0.010000	5800.0	100	21190	No
44	GOM_NL__2PRFIN20060320_100712_000000472046_00094_21190_8373.N1	20-MAR-2006 10:07:12	Dark	46.500	78	Alp Lup	2.3040	28000.	93	21190	No
45	GOM_NL__2PRFIN20060320_100916_000000452046_00094_21190_8374.N1	20-MAR-2006 10:09:16	Straylight	45.000	26	Gam Cru	1.6240	2900.0	90	21190	No
46	GOM_NL__2PRFIN20060320_101103_000000412046_00094_21190_8375.N1	20-MAR-2006 10:11:03	Straylight	40.500	64	Gam Cen	2.2000	10600.	81	21190	No
47	GOM_NL__2PRFIN20060320_101928_000000492046_00094_21190_8376.N1	20-MAR-2006 10:19:28	Straylight	48.500	171	2Eps Crv	3.0010	4250.0	97	21190	No
48	GOM_NL__2PRFIN20060320_103235_000000372046_00094_21190_8377.N1	20-MAR-2006 10:32:35	Bright	37.000	51	41Gam1Leo	2.0100	4500.0	74	21190	No
49	GOM_NL__2PRFIN20060320_104004_000000392046_00094_21190_8378.N1	20-MAR-2006 10:40:04	Bright	39.000	174	52Psi UMa	3.0040	4400.0	78	21190	No
50	GOM_NL__2PRFIN20060320_104318_000000382046_00094_21190_8379.N1	20-MAR-2006 10:43:18	Bright	37.500	82	48Bet UMa	2.3650	10600.	75	21190	No
51	GOM_NL__2PRFIN20060320_104449_000000392046_00094_21190_8380.N1	20-MAR-2006 10:44:49	Bright	39.000	36	50Alp UMa	1.8000	6300.0	78	21190	No
52	GOM_NL__2PRFIN20060320_105145_000000402046_00094_21190_8381.N1	20-MAR-2006 10:51:45	Bright	40.000	60	7Bet UMi	2.0810	3950.0	80	21190	No
53	GOM_NL__2PRFIN20060320_110015_000000372046_00094_21190_8382.N1	20-MAR-2006 11:00:15	Bright	37.000	89	5Alp Cep	2.4510	8000.0	74	21190	No
54	GOM_NL__2PRFIN20060320_110523_000000352046_00094_21190_8383.N1	20-MAR-2006 11:05:23	Bright	34.500	19	50Alp Cyg	1.2460	10500.	69	21190	No
55	GOM_NL__2PRFIN20060320_110658_000000382046_00094_21190_8384.N1	20-MAR-2006 11:06:58	Bright	38.000	66	37Gam Cyg	2.2080	5900.0	76	21190	No
56	GOM_NL__2PRFIN20060320_110844_000000382046_00094_21190_8385.N1	20-MAR-2006 11:08:44	Bright	38.000	92	53Eps Cyg	2.5000	4500.0	76	21190	No
57	GOM_NL__2PRFIN20060320_111724_000000552046_00094_21190_8386.N1	20-MAR-2006 11:17:24	Tw_i_and_stray	54.500	11	53Alp Aql	0.76500	8000.0	109	21190	No
58	GOM_NL__2PRFIN20060320_112758_000000492046_00094_21190_8387.N1	20-MAR-2006 11:27:58	Dark	48.500	155	41Pi Sgr	2.9000	6600.0	97	21190	No
59	GOM_NL__2PRFIN20060320_113004_000000522046_00094_21190_8388.N1	20-MAR-2006 11:30:04	Dark	51.500	57	34Sig Sgr	2.0660	26000.	103	21190	No
60	GOM_NL__2PRFIN20060320_113337_000000352046_00094_21190_8389.N1	20-MAR-2006 11:33:37	Dark	35.000	38	20Eps Sgr	1.8360	11000.	70	21190	No
61	GOM_NL__2PRFIN20060320_113919_000000432046_00095_21191_8370.N1	20-MAR-2006 11:39:19	Dark	42.500	141	Bet Ara	2.8400	4600.0	85	21191	No
62	GOM_NL__2PRFIN20060320_114253_000000392046_00095_21191_8371.N1	20-MAR-2006 11:42:53	Dark	38.500	134	Bet TrA	2.8100	6600.0	77	21191	No
63	GOM_NL__2PRFIN20060320_114537_000000442046_00095_21191_8372.N1	20-MAR-2006 11:45:37	Dark	44.000	4	Alp1Cen	-0.010000	5800.0	88	21191	No
64	GOM_NL__2PRFIN20060320_114748_000000502046_00095_21191_8373.N1	20-MAR-2006 11:47:48	Dark	50.000	78	Alp Lup	2.3040	28000.	100	21191	No
65	GOM_NL__2PRFIN20060320_114952_000000462046_00095_21191_8374.N1	20-MAR-2006 11:49:52	Straylight	46.000	26	Gam Cru	1.6240	2900.0	92	21191	No
66	GOM_NL__2PRFIN20060320_115140_000000392046_00095_21191_8375.N1	20-MAR-2006 11:51:40	Straylight	39.000	64	Gam Cen	2.2000	10600.	78	21191	No
67	GOM_NL__2PRFIN20060320_120004_000000462046_00095_21191_8376.N1	20-MAR-2006 12:00:04	Straylight	45.500	171	2Eps Crv	3.0010	4250.0	91	21191	No
68	GOM_NL__2PRFIN20060320_121311_000000362046_00095_21191_8377.N1	20-MAR-2006 12:13:11	Bright	36.000	51	41Gam1Leo	2.0100	4500.0	72	21191	No
69	GOM_NL__2PRFIN20060320_122039_000000382046_00095_21191_8378.N1	20-MAR-2006 12:20:39	Bright	37.500	174	52Psi UMa	3.0040	4400.0	75	21191	No
70	GOM_NL__2PRFIN20060320_122354_000000552046_00095_21191_8379.N1	20-MAR-2006 12:23:54	Bright	55.000	82	48Bet UMa	2.3650	10600.	110	21191	No
71	GOM_NL__2PRFIN20060320_122525_000000382046_00095_21191_8380.N1	20-MAR-2006 12:25:25	Bright	38.000	36	50Alp UMa	1.8000	6300.0	76	21191	No
72	GOM_NL__2PRFIN20060320_123221_000000402046_00095_21191_8381.N1	20-MAR-2006 12:32:21	Bright	40.000	60	7Bet UMi	2.0810	3950.0	80	21191	No
73	GOM_NL__2PRFIN20060320_124050_000000342046_00095_21191_8382.N1	20-MAR-2006 12:40:50	Bright	33.500	89	5Alp Cep	2.4510	8000.0	67	21191	No
74	GOM_NL__2PRFIN20060320_124559_000000392046_00095_21191_8383.N1	20-MAR-2006 12:45:59	Bright	39.000	19	50Alp Cyg	1.2460	10500.	78	21191	No
75	GOM_NL__2PRFIN20060320_124734_000000402046_00095_21191_8384.N1	20-MAR-2006 12:47:34	Bright	39.500	66	37Gam Cyg	2.2080	5900.0	79	21191	No
76	GOM_NL__2PRFIN20060320_124920_000000362046_00095_21191_8385.N1	20-MAR-2006 12:49:20	Bright	35.500	92	53Eps Cyg	2.5000	4500.0	71	21191	No
77	GOM_NL__2PRFIN20060320_125801_000000532046_00095_21191_8386.N1	20-MAR-2006 12:58:01	Tw_i_and_stray	52.500	11	53Alp Aql	0.76500	8000.0	105	21191	No
78	GOM_NL__2PRFIN20060320_130835_000000462046_00095_21191_8387.N1	20-MAR-2006 13:08:35	Dark	45.500	155	41Pi Sgr	2.9000	6600.0	91	21191	No
79	GOM_NL__2PRFIN20060320_131041_000000472046_00095_21191_8388.N1	20-MAR-2006 13:10:41	Dark	46.500	57	34Sig Sgr	2.0660	26000.	93	21191	No
80	GOM_NL__2PRFIN20060320_131413_000000352046_00095_21191_8389.N1	20-MAR-2006 13:14:13	Dark	35.000	38	20Eps Sgr	1.8360	11000.	70	21191	No
81	GOM_NL__2PRFIN20060320_131955_000000442046_00096_21192_8370.N1	20-MAR-2006 13:19:55	Dark	43.500	141	Bet Ara	2.8400	4600.0	87	21192	No
82	GOM_NL__2PRFIN20060320_132329_000000382046_00096_21192_8371.N1	20-MAR-2006 13:23:29	Dark	38.000	134	Bet TrA	2.8100	6600.0	76	21192	No
83	GOM_NL__2PRFIN20060320_132613_000000552046_00096_21192_8372.N1	20-MAR-2006 13:26:13	Dark	55.000	4	Alp1Cen	-0.010000	5800.0	110	21192	No
84	GOM_NL__2PRFIN20060320_132825_000000442046_00096_21192_8373.N1	20-MAR-2006 13:28:25	Dark	44.000	78	Alp Lup	2.3040	28000.	88	21192	No
85	GOM_NL__2PRFIN20060320_133028_000000472046_00096_21192_8374.N1	20-MAR-2006 13:30:28	Straylight	46.500	26	Gam Cru	1.6240	2900.0	93	21192	No
86	GOM_NL__2PRFIN20060320_133216_000000402046_00096_21192_8375.N1	20-MAR-2006 13:32:16	Straylight	39.500	64	Gam Cen	2.2000	10600.	79	21192	No
87	GOM_NL__2PRFIN20060320_134041_000000502046_00096_21192_8376.N1	20-MAR-2006 13:40:41	Straylight	49.500	171	2Eps Crv	3.0010	4250.0	99	21192	No
88	GOM_NL__2PRFIN20060320_135347_000000362046_00096_21192_8377.N1	20-MAR-2006 13:53:47	Bright	36.000	51	41Gam1Leo	2.0100	4500.0	72	21192	No
89	GOM_NL__2PRFIN20060320_140115_000000392046_00096_21192_8378.N1	20-MAR-2006 14:01:15	Bright	38.500	174	52Psi UMa	3.0040	4400.0	77	21192	No
90	GOM_NL__2PRFIN20060320_140430_000000372046_00096_21192_8379.N1	20-MAR-2006 14:04:30	Bright	37.000	82	48Bet UMa	2.3650	10600.	74	21192	No
91	GOM_NL__2PRFIN20060320_140600_000000382046_00096_21192_8380.N1	20-MAR-2006 14:06:00	Bright	38.000	36	50Alp UMa	1.8000	6300.0	76	21192	No
92	GOM_NL__2PRFIN20060320_141256_000000382046_00096_21192_8381.N1	20-MAR-2006 14:12:56	Bright	38.000	60	7Bet UMi	2.0810	3950.0	76	21192	No
93	GOM_NL__2PRFIN20060320_142127_000000352046_00096_21192_8382.N1	20-MAR-2006 14:21:27	Bright	35.000	89	5Alp Cep	2.4510	8000.0	70	21192	No
94	GOM_NL__2PRFIN20060320_142634_000000372046_00096_21192_8383.N1	20-MAR-2006 14:26:34	Bright	36.500	19	50Alp Cyg	1.2460	10500.	73	21192	No
95	GOM_NL__2PRFIN20060320_142810_000000412046_00096_21192_8384.N1	20-MAR-2006 14:28:10	Bright	40.500	66	37Gam Cyg	2.2080	5900.0	81	21192	No
96	GOM_NL__2PRFIN20060320_142956_000000392046_00096_21192_8385.N1	20-MAR-2006 14:29:56	Bright	38.500	92	53Eps Cyg	2.5000	4500.0	77	21192	No
97	GOM_NL__2PRFIN20060320_143837_000000552046_00096_21192_8386.N1	20-MAR-2006 14:38:37	Tw_i_and_stray	54.500	11	53Alp Aql	0.76500	8000.0	109	21192	No
98	GOM_NL__2PRFIN20060320_144912_000000492046_00096_21192_8387.N1	20-MAR-2006 14:49:12	Dark	48.500	155	41Pi Sgr	2.9000	6600.0	97	21192	No
99	GOM_NL__2PRFIN20060320_145118_000000482046_00096_21192_8388.N1	20-MAR-2006 14:51:18	Dark	47.500	57	34Sig Sgr	2.0660	26000.	95	21192	No
100	GOM_NL__2PRFIN20060320_145450_000000302046_00096_21192_8389.N1	20-MAR-2006 14:54:50	Dark	30.000	38	20Eps Sgr	1.8360	11000.	60	21192	No
101	GOM_NL__2PRFIN20060320_150032_000000412046_00097_21193_8371.N1	20-MAR-2006 15:00:32	Dark	41.000	141	Bet Ara	2.8400	4600.0	82	21193	No

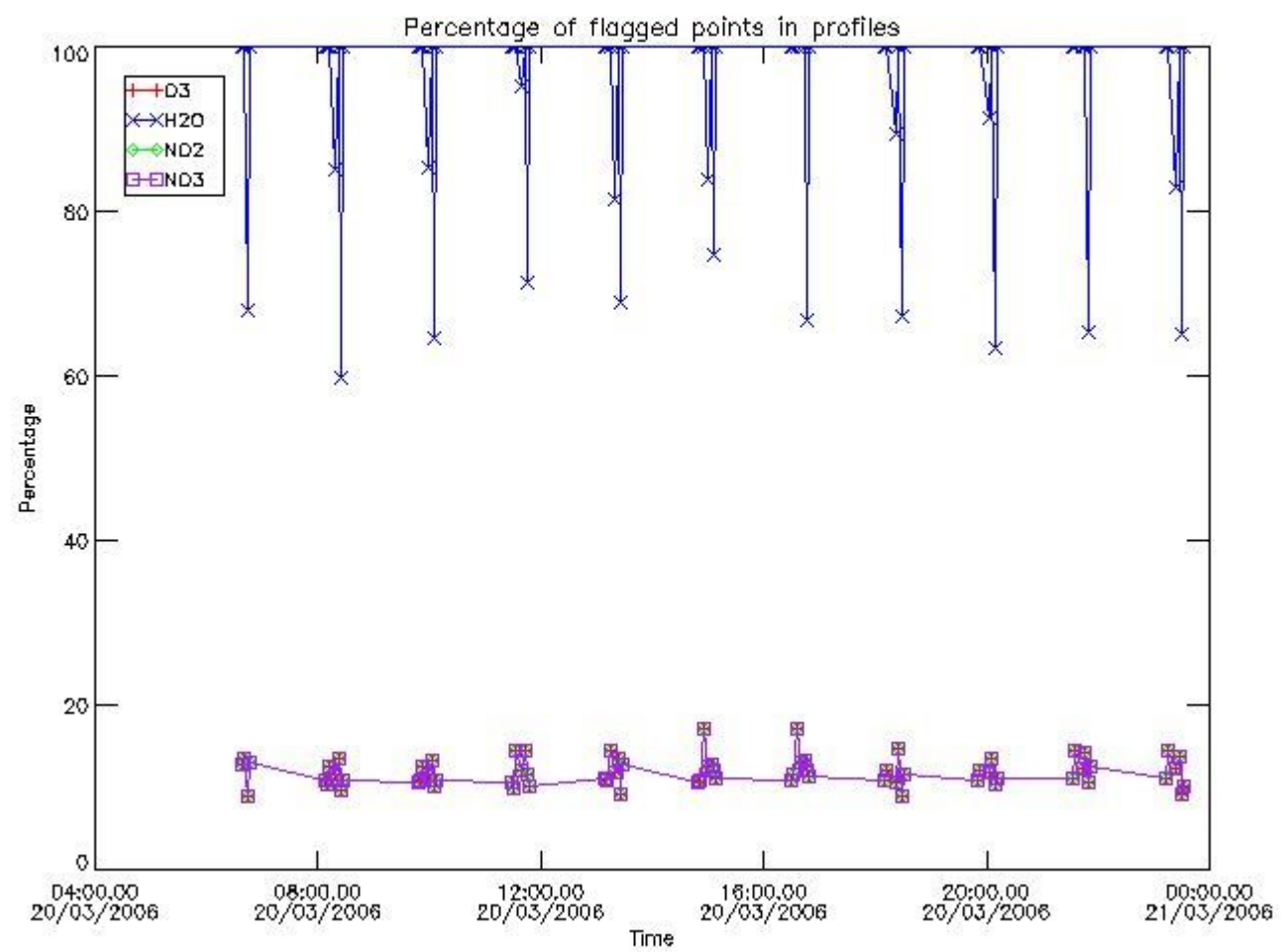
102	GOM_NL__2PRFIN20060320_150406_000000402046_00097_21193_8372.N1	20-MAR-2006 15:04:06	Dark	40.000	134	Bet TrA	2.8100	6600.0	80	21193	No
103	GOM_NL__2PRFIN20060320_150650_000000422046_00097_21193_8373.N1	20-MAR-2006 15:06:50	Dark	42.000	4	Alp1Cen	-0.010000	5800.0	84	21193	No
104	GOM_NL__2PRFIN20060320_150902_000000462046_00097_21193_8374.N1	20-MAR-2006 15:09:02	Dark	46.000	78	Alp Lup	2.3040	28000.	92	21193	No
105	GOM_NL__2PRFIN20060320_151104_000000472046_00097_21193_8375.N1	20-MAR-2006 15:11:04	Straylight	47.000	26	Gam Cru	1.6240	2900.0	94	21193	No
106	GOM_NL__2PRFIN20060320_151252_000000392046_00097_21193_8376.N1	20-MAR-2006 15:12:52	Straylight	39.000	64	Gam Cen	2.2000	10600.	78	21193	No
107	GOM_NL__2PRFIN20060320_152117_000000512046_00097_21193_8377.N1	20-MAR-2006 15:21:17	Straylight	50.500	171	2Eps Crv	3.0010	4250.0	101	21193	No
108	GOM_NL__2PRFIN20060320_153423_000000362046_00097_21193_8378.N1	20-MAR-2006 15:34:23	Bright	35.500	51	41Gam1Leo	2.0100	4500.0	71	21193	No
109	GOM_NL__2PRFIN20060320_154151_000000372046_00097_21193_8379.N1	20-MAR-2006 15:41:51	Bright	37.000	174	52Psi UMa	3.0040	4400.0	74	21193	No
110	GOM_NL__2PRFIN20060320_154506_000000352046_00097_21193_8380.N1	20-MAR-2006 15:45:06	Bright	34.500	82	48Bet UMa	2.3650	10600.	69	21193	No
111	GOM_NL__2PRFIN20060320_154636_000000382046_00097_21193_8381.N1	20-MAR-2006 15:46:36	Bright	38.000	36	50Alp UMa	1.8000	6300.0	76	21193	No
112	GOM_NL__2PRFIN20060320_155332_000000412046_00097_21193_8382.N1	20-MAR-2006 15:53:32	Bright	41.000	60	7Bet UMi	2.0810	3950.0	82	21193	No
113	GOM_NL__2PRFIN20060320_160202_000000372046_00097_21193_8383.N1	20-MAR-2006 16:02:02	Bright	36.500	89	5Alp Cep	2.4510	8000.0	73	21193	No
114	GOM_NL__2PRFIN20060320_160711_000000372046_00097_21193_8384.N1	20-MAR-2006 16:07:11	Bright	37.000	19	50Alp Cyg	1.2460	10500.	74	21193	No
115	GOM_NL__2PRFIN20060320_160846_000000392046_00097_21193_8385.N1	20-MAR-2006 16:08:46	Bright	38.500	66	37Gam Cyg	2.2080	5900.0	77	21193	No
116	GOM_NL__2PRFIN20060320_161032_000000372046_00097_21193_8386.N1	20-MAR-2006 16:10:32	Bright	37.000	92	53Eps Cyg	2.5000	4500.0	74	21193	No
117	GOM_NL__2PRFIN20060320_161914_000000572046_00097_21193_8387.N1	20-MAR-2006 16:19:14	Twl_and_stray	57.000	11	53Alp Aql	0.76500	8000.0	114	21193	No
118	GOM_NL__2PRFIN20060320_162949_000000482046_00097_21193_8388.N1	20-MAR-2006 16:29:49	Dark	47.500	155	41Pi Sgr	2.9000	6600.0	95	21193	No
119	GOM_NL__2PRFIN20060320_163155_000000492046_00097_21193_8389.N1	20-MAR-2006 16:31:55	Dark	48.500	57	34Sig Sgr	2.0660	26000.	97	21193	No
120	GOM_NL__2PRFIN20060320_163527_000000302046_00097_21193_8390.N1	20-MAR-2006 16:35:27	Dark	30.000	38	20Eps Sgr	1.8360	11000.	60	21193	No
121	GOM_NL__2PRFIN20060320_164109_000000432046_00098_21194_8371.N1	20-MAR-2006 16:41:09	Dark	43.000	141	Bet Ara	2.8400	4600.0	86	21194	No
122	GOM_NL__2PRFIN20060320_164442_000000392046_00098_21194_8372.N1	20-MAR-2006 16:44:42	Dark	38.500	134	Bet TrA	2.8100	6600.0	77	21194	No
123	GOM_NL__2PRFIN20060320_164726_000000432046_00098_21194_8373.N1	20-MAR-2006 16:47:26	Dark	42.500	4	Alp1Cen	-0.010000	5800.0	85	21194	No
124	GOM_NL__2PRFIN20060320_164939_000000452046_00098_21194_8374.N1	20-MAR-2006 16:49:39	Dark	45.000	78	Alp Lup	2.3040	28000.	90	21194	No
125	GOM_NL__2PRFIN20060320_165141_000000482046_00098_21194_8375.N1	20-MAR-2006 16:51:41	Straylight	48.000	26	Gam Cru	1.6240	2900.0	96	21194	No
126	GOM_NL__2PRFIN20060320_165329_000000402046_00098_21194_8376.N1	20-MAR-2006 16:53:29	Straylight	39.500	64	Gam Cen	2.2000	10600.	79	21194	No
127	GOM_NL__2PRFIN20060320_170153_000000492046_00098_21194_8377.N1	20-MAR-2006 17:01:53	Straylight	49.000	171	2Eps Crv	3.0010	4250.0	98	21194	No
128	GOM_NL__2PRFIN20060320_171459_000000372046_00098_21194_8378.N1	20-MAR-2006 17:14:59	Bright	36.500	51	41Gam1Leo	2.0100	4500.0	73	21194	No
129	GOM_NL__2PRFIN20060320_172226_000000372046_00098_21194_8379.N1	20-MAR-2006 17:22:26	Bright	37.000	174	52Psi UMa	3.0040	4400.0	74	21194	No
130	GOM_NL__2PRFIN20060320_172541_000000392046_00098_21194_8380.N1	20-MAR-2006 17:25:41	Bright	38.500	82	48Bet UMa	2.3650	10600.	77	21194	No
131	GOM_NL__2PRFIN20060320_172712_000000392046_00098_21194_8381.N1	20-MAR-2006 17:27:12	Bright	39.000	36	50Alp UMa	1.8000	6300.0	78	21194	No
132	GOM_NL__2PRFIN20060320_173408_000000422046_00098_21194_8382.N1	20-MAR-2006 17:34:08	Bright	42.000	60	7Bet UMi	2.0810	3950.0	84	21194	No
133	GOM_NL__2PRFIN20060320_174239_000000362046_00098_21194_8383.N1	20-MAR-2006 17:42:39	Bright	35.500	89	5Alp Cep	2.4510	8000.0	71	21194	No
134	GOM_NL__2PRFIN20060320_174747_000000392046_00098_21194_8384.N1	20-MAR-2006 17:47:47	Bright	38.500	19	50Alp Cyg	1.2460	10500.	77	21194	No
135	GOM_NL__2PRFIN20060320_174922_000000392046_00098_21194_8385.N1	20-MAR-2006 17:49:22	Bright	38.500	66	37Gam Cyg	2.2080	5900.0	77	21194	No
136	GOM_NL__2PRFIN20060320_175109_000000372046_00098_21194_8386.N1	20-MAR-2006 17:51:09	Bright	36.500	92	53Eps Cyg	2.5000	4500.0	73	21194	No
137	GOM_NL__2PRFIN20060320_175950_000000532046_00098_21194_8387.N1	20-MAR-2006 17:59:50	Twl_and_stray	52.500	11	53Alp Aql	0.76500	8000.0	105	21194	No
138	GOM_NL__2PRFIN20060320_181026_000000472046_00098_21194_8388.N1	20-MAR-2006 18:10:26	Dark	46.500	155	41Pi Sgr	2.9000	6600.0	93	21194	No
139	GOM_NL__2PRFIN20060320_181232_000000422046_00098_21194_8389.N1	20-MAR-2006 18:12:32	Dark	42.000	57	34Sig Sgr	2.0660	26000.	84	21194	No
140	GOM_NL__2PRFIN20060320_182145_000000482046_00099_21195_8371.N1	20-MAR-2006 18:21:45	Dark	48.000	141	Bet Ara	2.8400	4600.0	96	21195	No
141	GOM_NL__2PRFIN20060320_182519_000000382046_00099_21195_8372.N1	20-MAR-2006 18:25:19	Dark	38.000	134	Bet TrA	2.8100	6600.0	76	21195	No
142	GOM_NL__2PRFIN20060320_182803_000000572046_00099_21195_8373.N1	20-MAR-2006 18:28:03	Dark	57.000	4	Alp1Cen	-0.010000	5800.0	114	21195	No
143	GOM_NL__2PRFIN20060320_183015_000000442046_00099_21195_8374.N1	20-MAR-2006 18:30:15	Dark	44.000	78	Alp Lup	2.3040	28000.	88	21195	No
144	GOM_NL__2PRFIN20060320_183217_000000462046_00099_21195_8375.N1	20-MAR-2006 18:32:17	Straylight	45.500	26	Gam Cru	1.6240	2900.0	91	21195	No
145	GOM_NL__2PRFIN20060320_183405_000000402046_00099_21195_8376.N1	20-MAR-2006 18:34:05	Straylight	40.000	64	Gam Cen	2.2000	10600.	80	21195	No
146	GOM_NL__2PRFIN20060320_184229_000000462046_00099_21195_8377.N1	20-MAR-2006 18:42:29	Straylight	45.500	171	2Eps Crv	3.0010	4250.0	91	21195	No
147	GOM_NL__2PRFIN20060320_185535_000000372046_00099_21195_8378.N1	20-MAR-2006 18:55:35	Bright	37.000	51	41Gam1Leo	2.0100	4500.0	74	21195	No
148	GOM_NL__2PRFIN20060320_190302_000000382046_00099_21195_8379.N1	20-MAR-2006 19:03:02	Bright	37.500	174	52Psi UMa	3.0040	4400.0	75	21195	No
149	GOM_NL__2PRFIN20060320_190617_000000372046_00099_21195_8380.N1	20-MAR-2006 19:06:17	Bright	36.500	82	48Bet UMa	2.3650	10600.	73	21195	No
150	GOM_NL__2PRFIN20060320_190748_000000362046_00099_21195_8381.N1	20-MAR-2006 19:07:48	Bright	36.000	36	50Alp UMa	1.8000	6300.0	72	21195	No
151	GOM_NL__2PRFIN20060320_191443_000000402046_00099_21195_8382.N1	20-MAR-2006 19:14:43	Bright	39.500	60	7Bet UMi	2.0810	3950.0	79	21195	No
152	GOM_NL__2PRFIN20060320_192314_000000332046_00099_21195_8383.N1	20-MAR-2006 19:23:14	Bright	33.000	89	5Alp Cep	2.4510	8000.0	66	21195	No
153	GOM_NL__2PRFIN20060320_192822_000000382046_00099_21195_8384.N1	20-MAR-2006 19:28:22	Bright	38.000	19	50Alp Cyg	1.2460	10500.	76	21195	No
154	GOM_NL__2PRFIN20060320_192958_000000372046_00099_21195_8385.N1	20-MAR-2006 19:29:58	Bright	37.000	66	37Gam Cyg	2.2080	5900.0	74	21195	No
155	GOM_NL__2PRFIN20060320_193145_000000362046_00099_21195_8386.N1	20-MAR-2006 19:31:45	Bright	35.500	92	53Eps Cyg	2.5000	4500.0	71	21195	No
156	GOM_NL__2PRFIN20060320_194026_000000552046_00099_21195_8387.N1	20-MAR-2006 19:40:26	Twl_and_stray	54.500	11	53Alp Aql	0.76500	8000.0	109	21195	No
157	GOM_NL__2PRFIN20060320_195103_000000472046_00099_21195_8388.N1	20-MAR-2006 19:51:03	Dark	47.000	155	41Pi Sgr	2.9000	6600.0	94	21195	No
158	GOM_NL__2PRFIN20060320_195309_000000422046_00099_21195_8389.N1	20-MAR-2006 19:53:09	Dark	42.000	57	34Sig Sgr	2.0660	26000.	84	21195	No
159	GOM_NL__2PRFIN20060320_200222_000000472046_00100_21196_8397.N1	20-MAR-2006 20:02:22	Dark	47.000	141	Bet Ara	2.8400	4600.0	94	21196	No
160	GOM_NL__2PRFIN20060320_200555_000000382046_00100_21196_8398.N1	20-MAR-2006 20:05:55	Dark	38.000	134	Bet TrA	2.8100	6600.0	76	21196	No

161	GOM_NL__2PRFIN20060320_200839_000000502046_00100_21196_8399.N1	20-MAR-2006 20:08:39	Dark	49.500	4	Alp1Cen	-0.010000	5800.0	99	21196	No
162	GOM_NL__2PRFIN20060320_201052_000000462046_00100_21196_8400.N1	20-MAR-2006 20:10:52	Dark	45.500	78	Alp Lup	2.3040	28000.	91	21196	No
163	GOM_NL__2PRFIN20060320_201253_000000512046_00100_21196_8401.N1	20-MAR-2006 20:12:53	Straylight	50.500	26	Gam Cru	1.6240	2900.0	101	21196	No
164	GOM_NL__2PRFIN20060320_201441_000000462046_00100_21196_8402.N1	20-MAR-2006 20:14:41	Straylight	46.000	64	Gam Cen	2.2000	10600.	92	21196	No
165	GOM_NL__2PRFIN20060320_202305_000000482046_00100_21196_8403.N1	20-MAR-2006 20:23:05	Straylight	48.000	171	2Eps Crv	3.0010	4250.0	96	21196	No
166	GOM_NL__2PRFIN20060320_203611_000000362046_00100_21196_8404.N1	20-MAR-2006 20:36:11	Bright	36.000	51	41Gam1Leo	2.0100	4500.0	72	21196	No
167	GOM_NL__2PRFIN20060320_204338_000000372046_00100_21196_8405.N1	20-MAR-2006 20:43:38	Bright	36.500	174	52Psi UMa	3.0040	4400.0	73	21196	No
168	GOM_NL__2PRFIN20060320_204653_000000362046_00100_21196_8406.N1	20-MAR-2006 20:46:53	Bright	36.000	82	48Bet UMa	2.3650	10600.	72	21196	No
169	GOM_NL__2PRFIN20060320_204823_000000392046_00100_21196_8407.N1	20-MAR-2006 20:48:23	Bright	39.000	36	50Alp UMa	1.8000	6300.0	78	21196	No
170	GOM_NL__2PRFIN20060320_205519_000000402046_00100_21196_8408.N1	20-MAR-2006 20:55:19	Bright	39.500	60	7Bet UMi	2.0810	3950.0	79	21196	No
171	GOM_NL__2PRFIN20060320_210350_000000362046_00100_21196_8409.N1	20-MAR-2006 21:03:50	Bright	35.500	89	5Alp Cep	2.4510	8000.0	71	21196	No
172	GOM_NL__2PRFIN20060320_210858_000000372046_00100_21196_8410.N1	20-MAR-2006 21:08:58	Bright	37.000	19	50Alp Cyg	1.2460	10500.	74	21196	No
173	GOM_NL__2PRFIN20060320_211034_000000372046_00100_21196_8411.N1	20-MAR-2006 21:10:34	Bright	37.000	66	37Gam Cyg	2.2080	5900.0	74	21196	No
174	GOM_NL__2PRFIN20060320_211221_000000382046_00100_21196_8412.N1	20-MAR-2006 21:12:21	Bright	37.500	92	53Eps Cyg	2.5000	4500.0	75	21196	No
175	GOM_NL__2PRFIN20060320_212103_000000612046_00100_21196_8413.N1	20-MAR-2006 21:21:03	Tw_i_and_stray	61.000	11	53Alp Aql	0.76500	8000.0	122	21196	No
176	GOM_NL__2PRFIN20060320_213140_000000462046_00100_21196_8414.N1	20-MAR-2006 21:31:40	Dark	46.000	155	41Pi Sgr	2.9000	6600.0	92	21196	No
177	GOM_NL__2PRFIN20060320_213346_000000352046_00100_21196_8415.N1	20-MAR-2006 21:33:46	Dark	35.000	57	34Sig Sgr	2.0660	26000.	70	21196	No
178	GOM_NL__2PRFIN20060320_214259_000000422046_00101_21197_8397.N1	20-MAR-2006 21:42:59	Dark	41.500	141	Bet Ara	2.8400	4600.0	83	21197	No
179	GOM_NL__2PRFIN20060320_214632_000000402046_00101_21197_8398.N1	20-MAR-2006 21:46:32	Dark	39.500	134	Bet TrA	2.8100	6600.0	79	21197	No
180	GOM_NL__2PRFIN20060320_214915_000000482046_00101_21197_8399.N1	20-MAR-2006 21:49:15	Dark	48.000	4	Alp1Cen	-0.010000	5800.0	96	21197	No
181	GOM_NL__2PRFIN20060320_215129_000000452046_00101_21197_8400.N1	20-MAR-2006 21:51:29	Dark	45.000	78	Alp Lup	2.3040	28000.	90	21197	No
182	GOM_NL__2PRFIN20060320_215330_000000392046_00101_21197_8401.N1	20-MAR-2006 21:53:30	Straylight	39.000	26	Gam Cru	1.6240	2900.0	78	21197	No
183	GOM_NL__2PRFIN20060320_215518_000000392046_00101_21197_8402.N1	20-MAR-2006 21:55:18	Straylight	39.000	64	Gam Cen	2.2000	10600.	78	21197	No
184	GOM_NL__2PRFIN20060320_220341_000000482046_00101_21197_8403.N1	20-MAR-2006 22:03:41	Straylight	47.500	171	2Eps Crv	3.0010	4250.0	95	21197	No
185	GOM_NL__2PRFIN20060320_221647_000000372046_00101_21197_8404.N1	20-MAR-2006 22:16:47	Bright	36.500	51	41Gam1Leo	2.0100	4500.0	73	21197	No
186	GOM_NL__2PRFIN20060320_222413_000000362046_00101_21197_8405.N1	20-MAR-2006 22:24:13	Bright	36.000	174	52Psi UMa	3.0040	4400.0	72	21197	No
187	GOM_NL__2PRFIN20060320_222728_000000372046_00101_21197_8406.N1	20-MAR-2006 22:27:28	Bright	36.500	82	48Bet UMa	2.3650	10600.	73	21197	No
188	GOM_NL__2PRFIN20060320_222859_000000392046_00101_21197_8407.N1	20-MAR-2006 22:28:59	Bright	38.500	36	50Alp UMa	1.8000	6300.0	77	21197	No
189	GOM_NL__2PRFIN20060320_223554_000000392046_00101_21197_8408.N1	20-MAR-2006 22:35:54	Bright	39.000	60	7Bet UMi	2.0810	3950.0	78	21197	No
190	GOM_NL__2PRFIN20060320_224426_000000352046_00101_21197_8409.N1	20-MAR-2006 22:44:26	Bright	35.000	89	5Alp Cep	2.4510	8000.0	70	21197	No
191	GOM_NL__2PRFIN20060320_224934_000000382046_00101_21197_8410.N1	20-MAR-2006 22:49:34	Bright	38.000	19	50Alp Cyg	1.2460	10500.	76	21197	No
192	GOM_NL__2PRFIN20060320_225110_000000392046_00101_21197_8411.N1	20-MAR-2006 22:51:10	Bright	38.500	66	37Gam Cyg	2.2080	5900.0	77	21197	No
193	GOM_NL__2PRFIN20060320_225257_000000392046_00101_21197_8412.N1	20-MAR-2006 22:52:57	Bright	38.500	92	53Eps Cyg	2.5000	4500.0	77	21197	No
194	GOM_NL__2PRFIN20060320_230139_000000542046_00101_21197_8413.N1	20-MAR-2006 23:01:39	Tw_i_and_stray	53.500	11	53Alp Aql	0.76500	8000.0	107	21197	No
195	GOM_NL__2PRFIN20060320_231216_000000462046_00101_21197_8414.N1	20-MAR-2006 23:12:16	Dark	46.000	155	41Pi Sgr	2.9000	6600.0	92	21197	No
196	GOM_NL__2PRFIN20060320_231423_000000352046_00101_21197_8415.N1	20-MAR-2006 23:14:23	Dark	35.000	57	34Sig Sgr	2.0660	26000.	70	21197	No
197	GOM_NL__2PRFIN20060320_232335_000000422046_00102_21198_8397.N1	20-MAR-2006 23:23:35	Dark	41.500	141	Bet Ara	2.8400	4600.0	83	21198	No
198	GOM_NL__2PRFIN20060320_232708_000000372046_00102_21198_8398.N1	20-MAR-2006 23:27:08	Dark	37.000	134	Bet TrA	2.8100	6600.0	74	21198	No
199	GOM_NL__2PRFIN20060320_232952_000000552046_00102_21198_8399.N1	20-MAR-2006 23:29:52	Dark	55.000	4	Alp1Cen	-0.010000	5800.0	110	21198	No
200	GOM_NL__2PRFIN20060320_233205_000000502046_00102_21198_8400.N1	20-MAR-2006 23:32:05	Dark	50.000	78	Alp Lup	2.3040	28000.	100	21198	No
201	GOM_NL__2PRFIN20060320_233406_000000532046_00102_21198_8401.N1	20-MAR-2006 23:34:06	Straylight	52.500	26	Gam Cru	1.6240	2900.0	105	21198	No
202	GOM_NL__2PRFIN20060320_233554_000000412046_00102_21198_8402.N1	20-MAR-2006 23:35:54	Straylight	41.000	64	Gam Cen	2.2000	10600.	82	21198	No
203	GOM_NL__2PRFIN20060320_234417_000000492046_00102_21198_8403.N1	20-MAR-2006 23:44:17	Straylight	49.000	171	2Eps Crv	3.0010	4250.0	98	21198	No
204	GOM_NL__2PRFIN20060320_234554_000000252046_00102_21198_8404.N1	20-MAR-2006 23:45:54	Tw_i_and_stray	25.000	100	4Gam Crv	2.5800	13100.	50	21198	No
205	GOM_NL__2PRFIN20060320_235723_000000372046_00102_21198_8405.N1	20-MAR-2006 23:57:23	Bright	36.500	51	41Gam1Leo	2.0100	4500.0	73	21198	No

3. Quality information per product

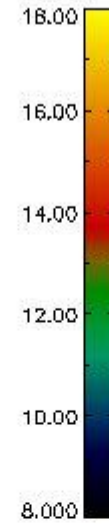
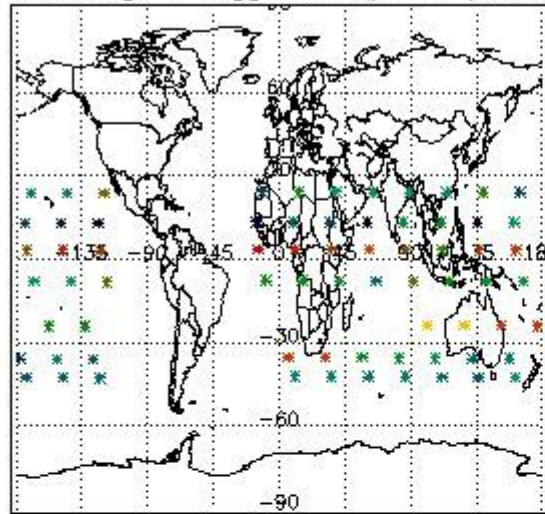
In this section it is plotted some information contained in the Quality Summary data set of the level 2 products. Only products in dark limb conditions and without errors (error flag in the MPH set to "0") are used.

3.1 Plot quality information per product (time dependant)

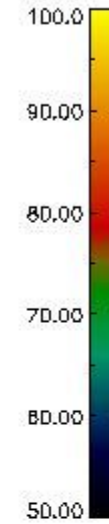
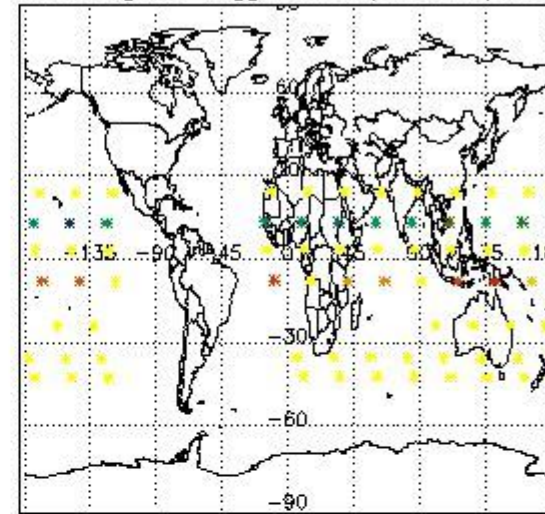


3.2 Plot quality information per product (world map)

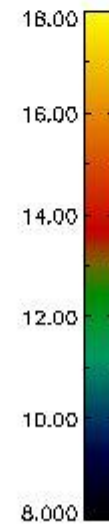
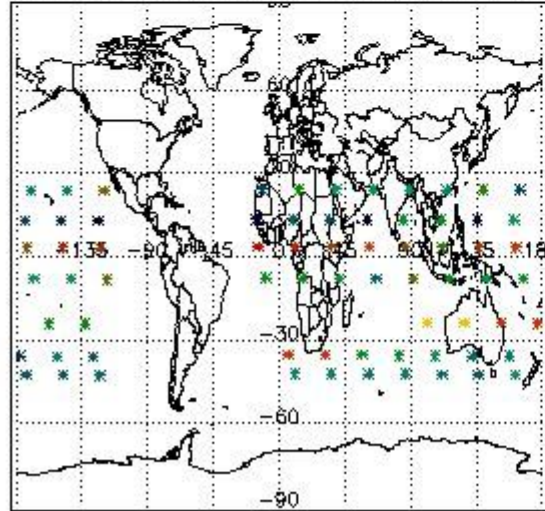
Percentage of flagged data per O3 profile



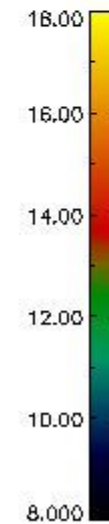
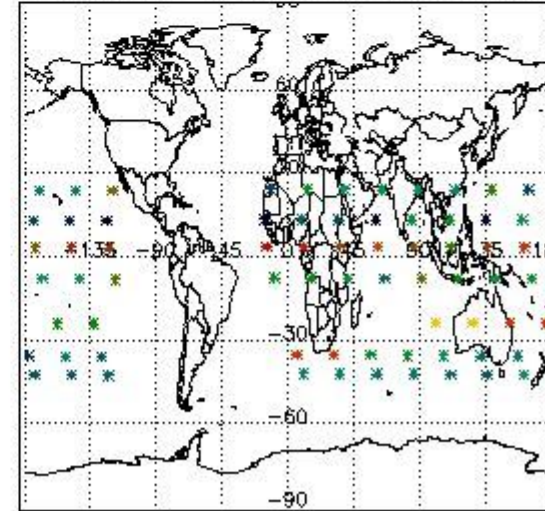
Percentage of flagged data per H2O profile



Percentage of flagged data per NO2 profile



Percentage of flagged data per NO3 profile

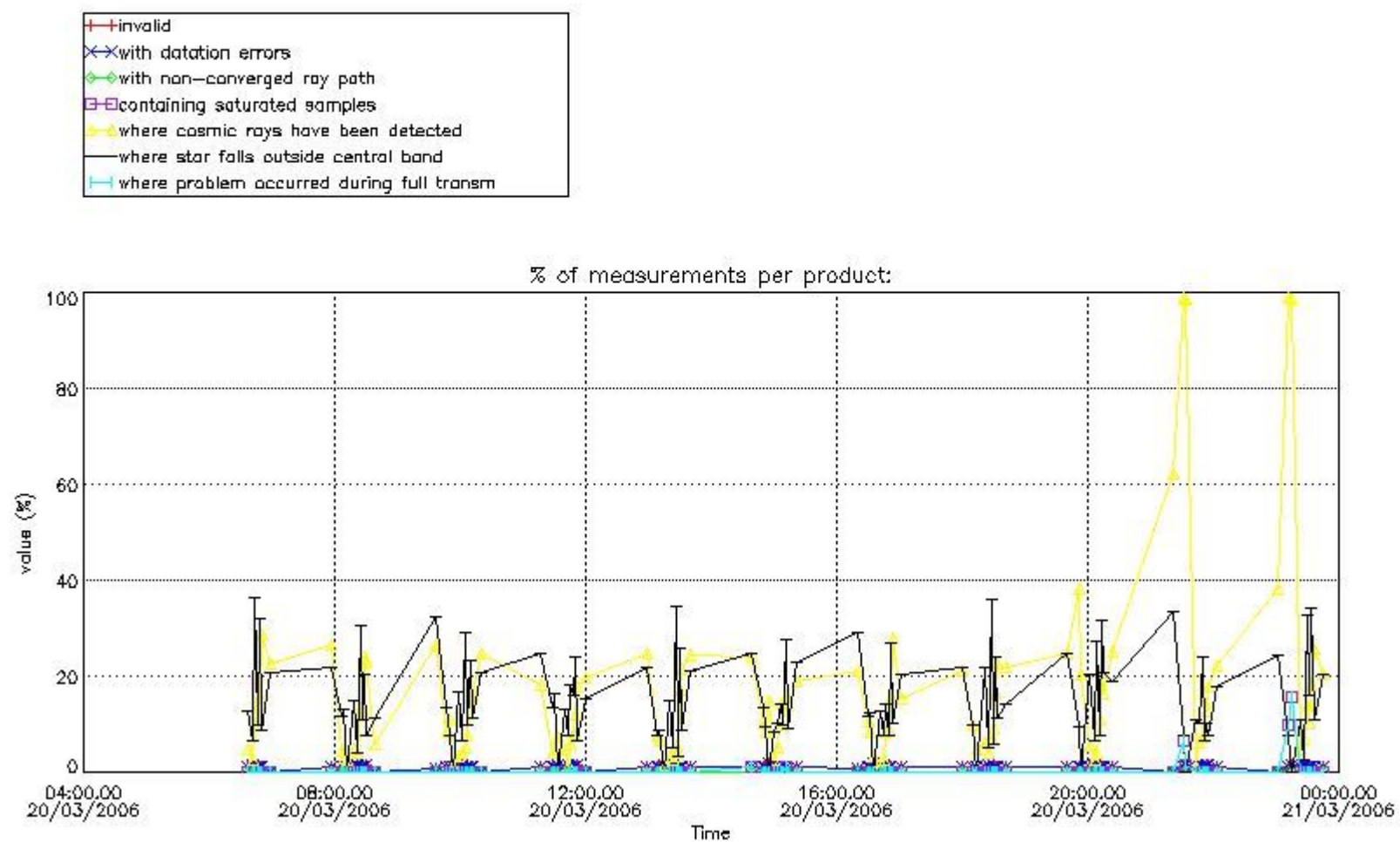


4. Level 1 quality information per product

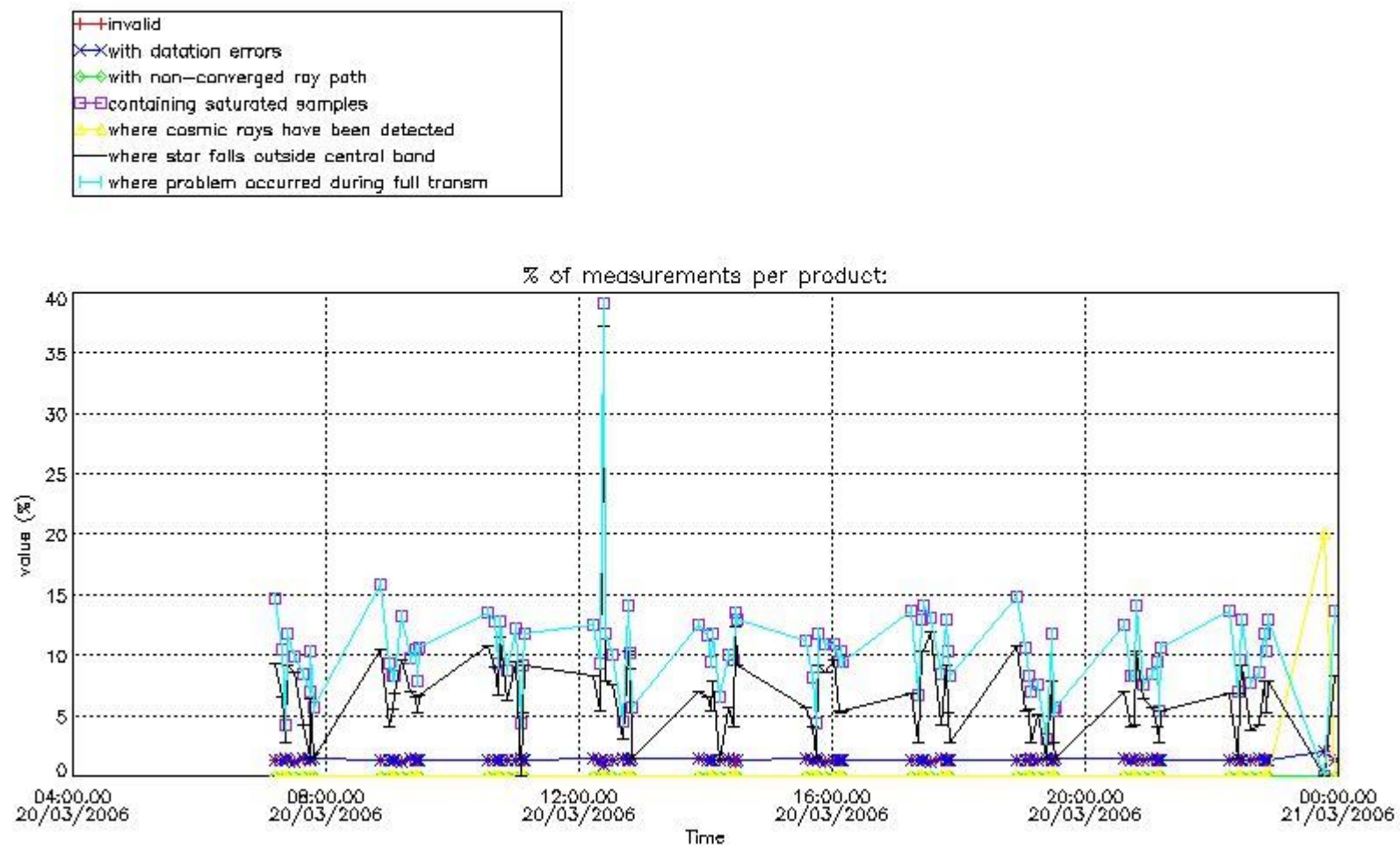
In this section it is plotted some information contained in the Quality Summary data set of the level 2 products that comes from the level 1b processing. Products without errors (error flag in the MPH set to "0") are used.

4.1 Plot quality information per product (time dependant) coming from level 1b processing

4.1.1 Plot level 1 quality information per product (time dependant): ENVISAT ASCENDING passes



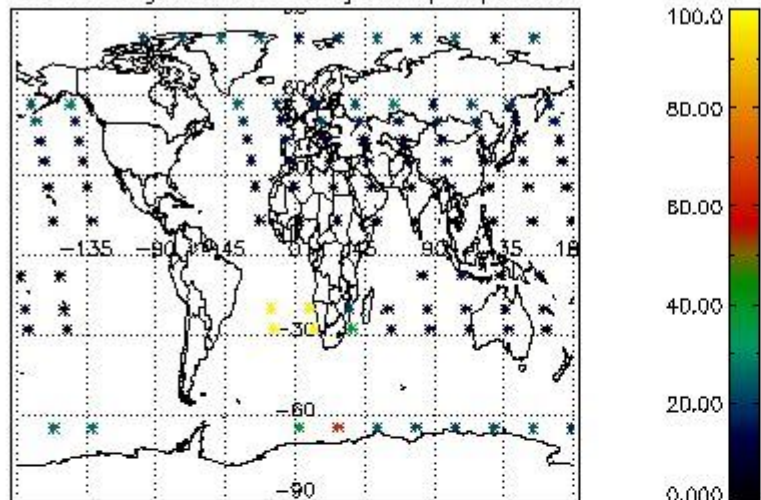
4.1.2 Plot level 1 quality information per product (time dependant): ENVI SAT DESCENDING passes



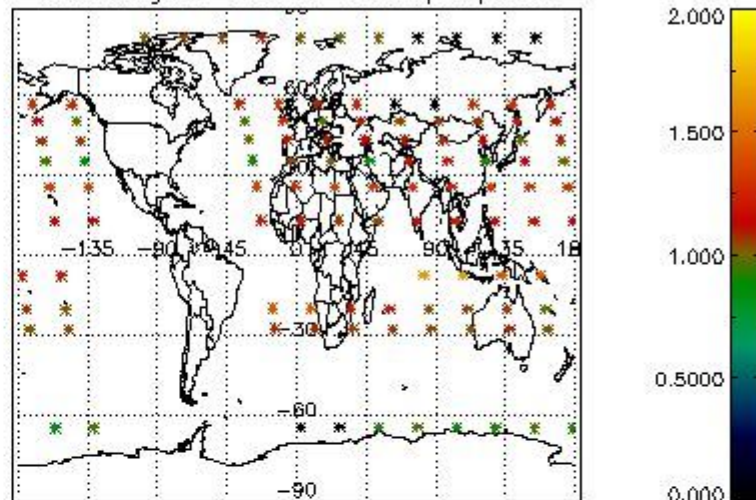
4.2 Plot quality information per product coming from level 1b processing (world map)

4.2.1 Plot level 1 quality information per product (world map): ENVISAT ASCENDING passes

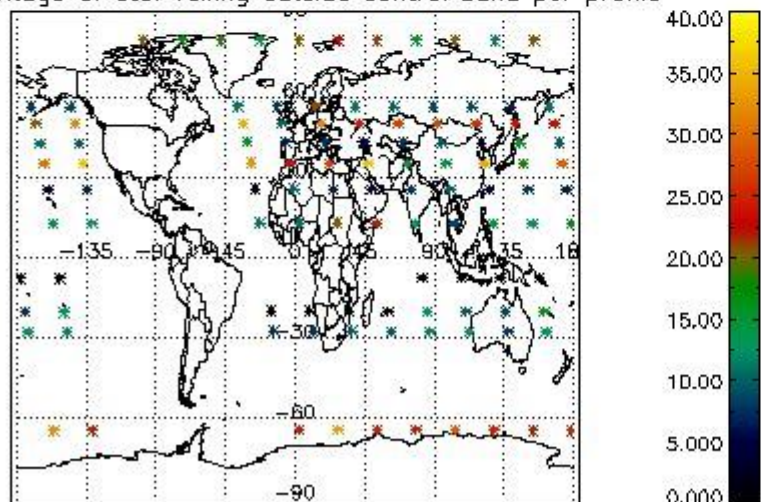
Percentage of cosmic ray hits per profile



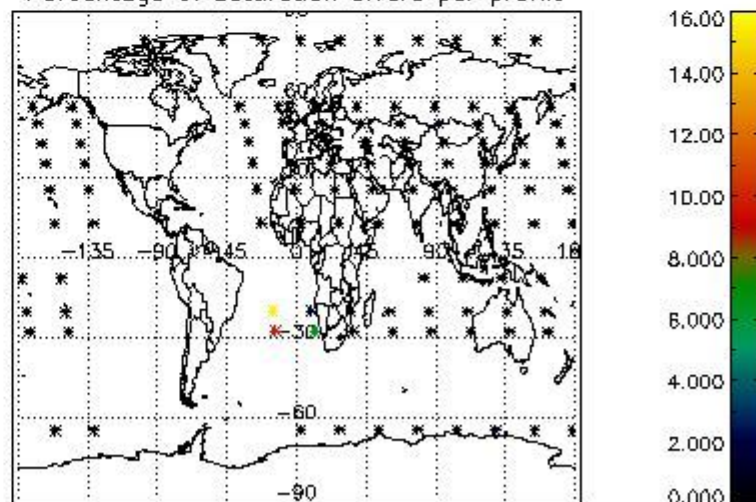
Percentage of datation errors per profile



Percentage of star falling outside central band per profile

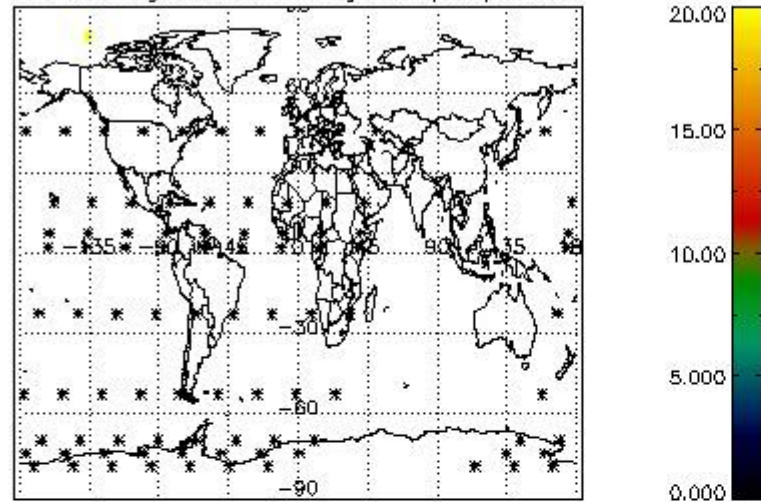


Percentage of saturation errors per profile

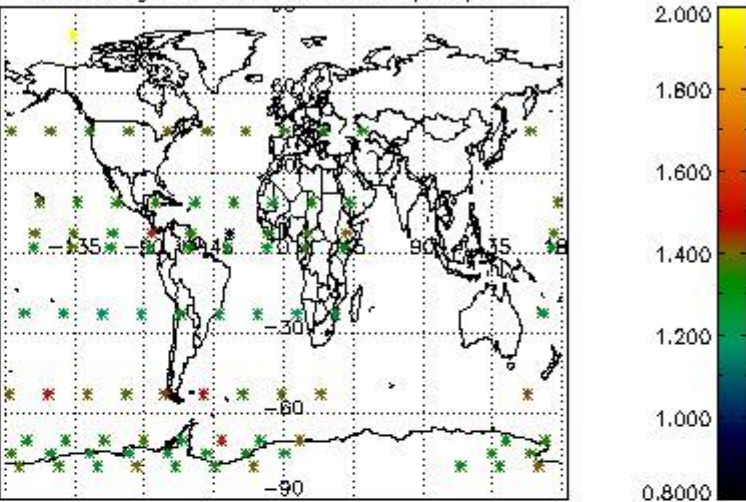


4.2.2 Plot level 1 quality information per product (world map): ENVISAT DESCENDING passes

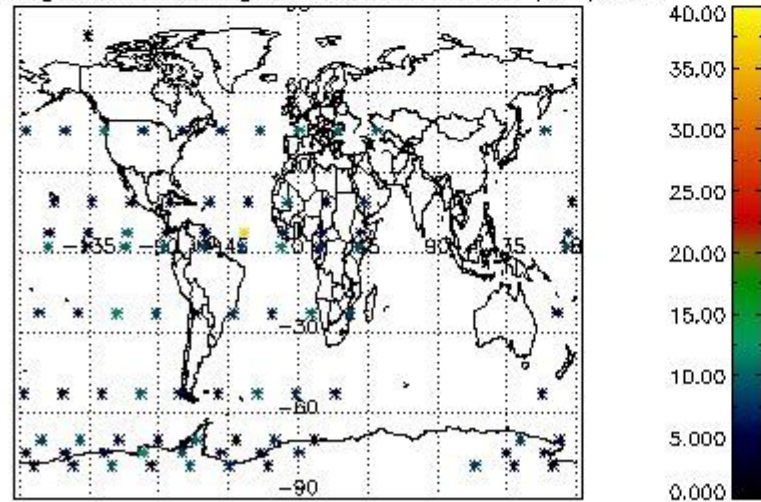
Percentage of cosmic ray hits per profile



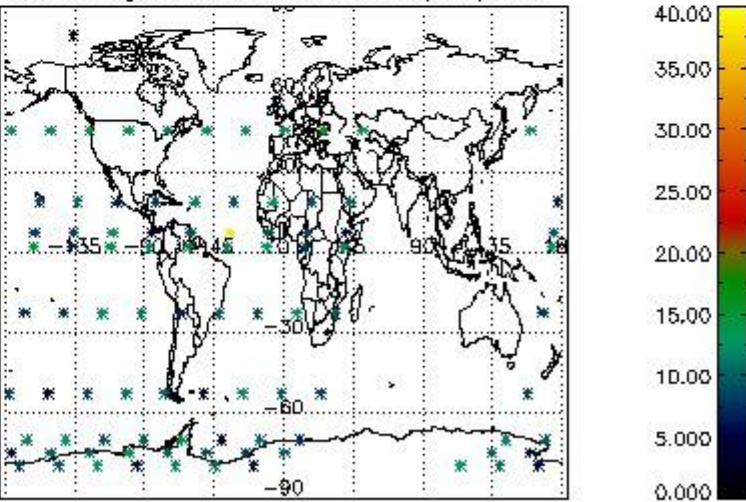
Percentage of datation errors per profile



Percentage of star falling outside central band per profile



Percentage of saturation errors per profile



5. Trace gas profiles

5.1 Ozone statistics based on quality of products

The final quality of the products can be "measured" using the STD (Standard Deviation) attached to every point profile. This information is written to the parameter GOM_NL__2P/NL_LOCAL_SPECIES_DENSITY/o3_std of the level 2 products. The table below shows the statistics for given STD ranges.

The statistics are given with respect to the overall valid production:

- Products without fatal errors: GOM_NL__2P/MPH/PRODUCT_ERR=0
- Valid point profile: GOM_NL__2P/NL_LOCAL_SPECIES_DENSITY/pcd(0)=0

The 'Criteria' is applied to valid points of dark limb products:

- Products in dark limb illumination condition: GOM_NL__2P/NL_SUMMARY_QUALITY/obs_ill_cond=0
- Products without fatal errors: GOM_NL__2P/MPH/PRODUCT_ERR=0
- Valid point profile: GOM_NL__2P/NL_LOCAL_SPECIES_DENSITY/pcd(0)=0

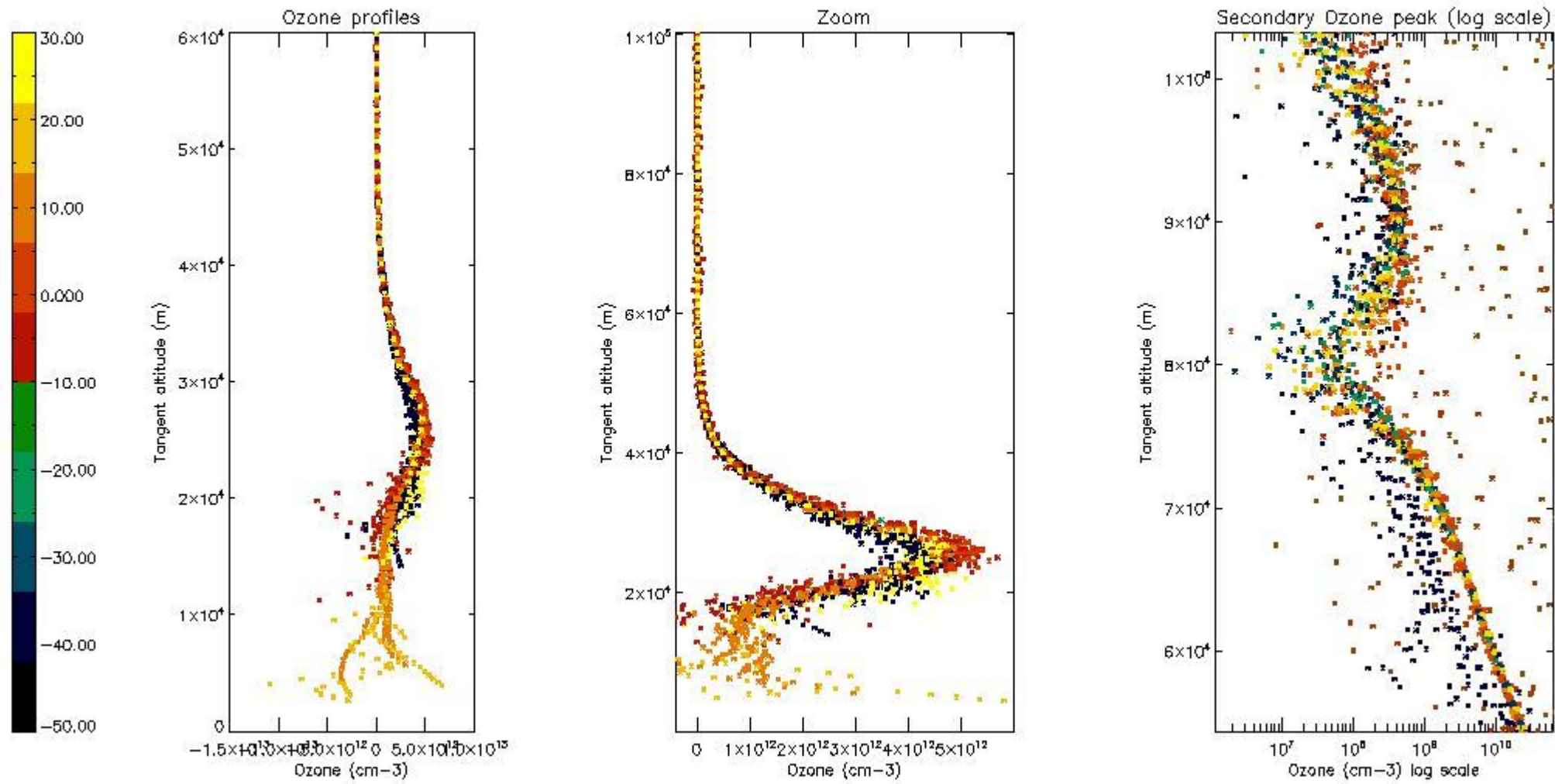
So, the table below shows the percentage of dark limb and valid observations for each criteria with respect to the overall valid daily observations.

Criteria	% of total production
All STD	37
STD < 20	20

STD < 10	15
STD < 5	9

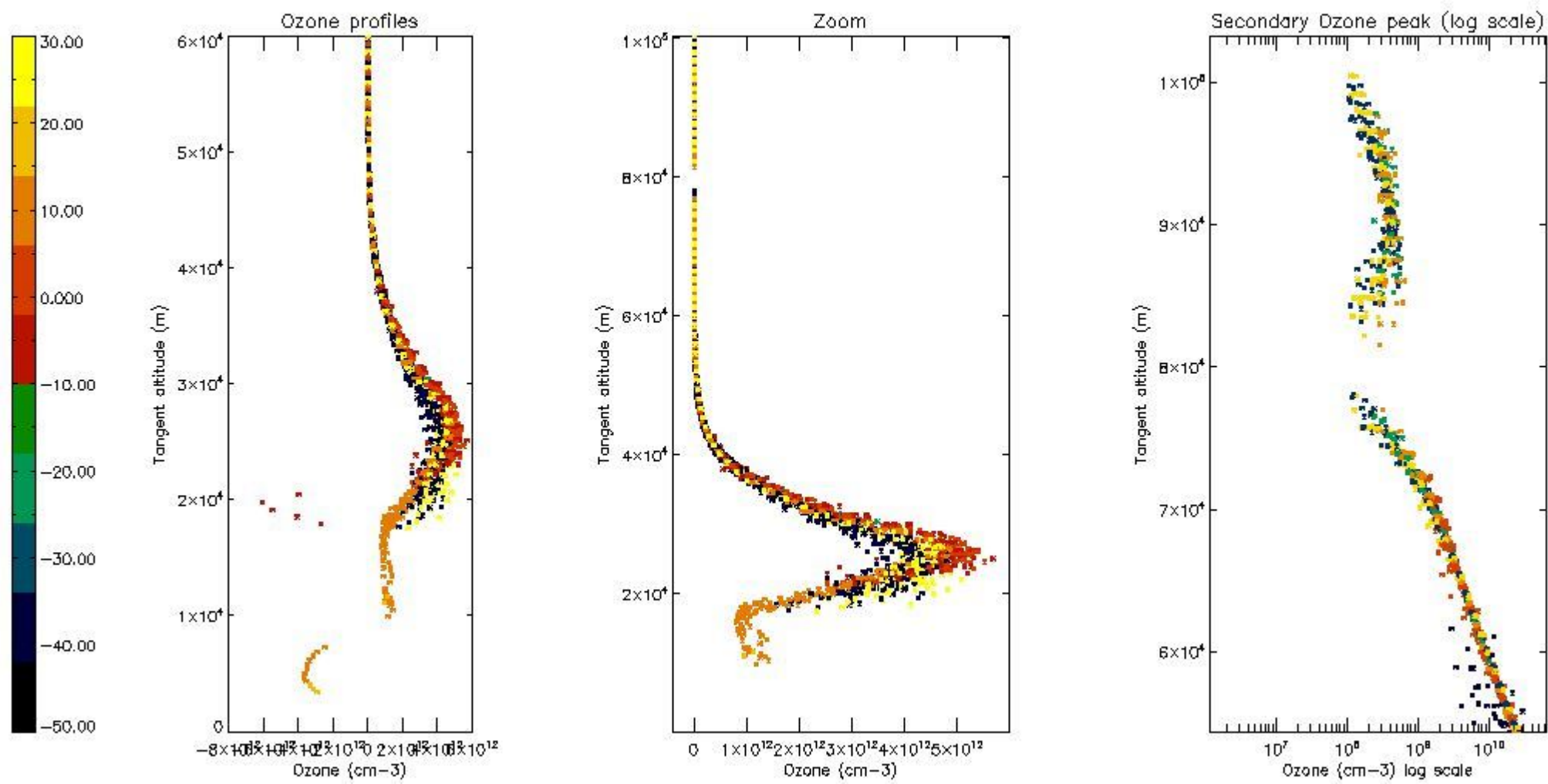
5.2 Plot ozone profiles for all STD (dark without errors)

The colorbar represents the latitude.



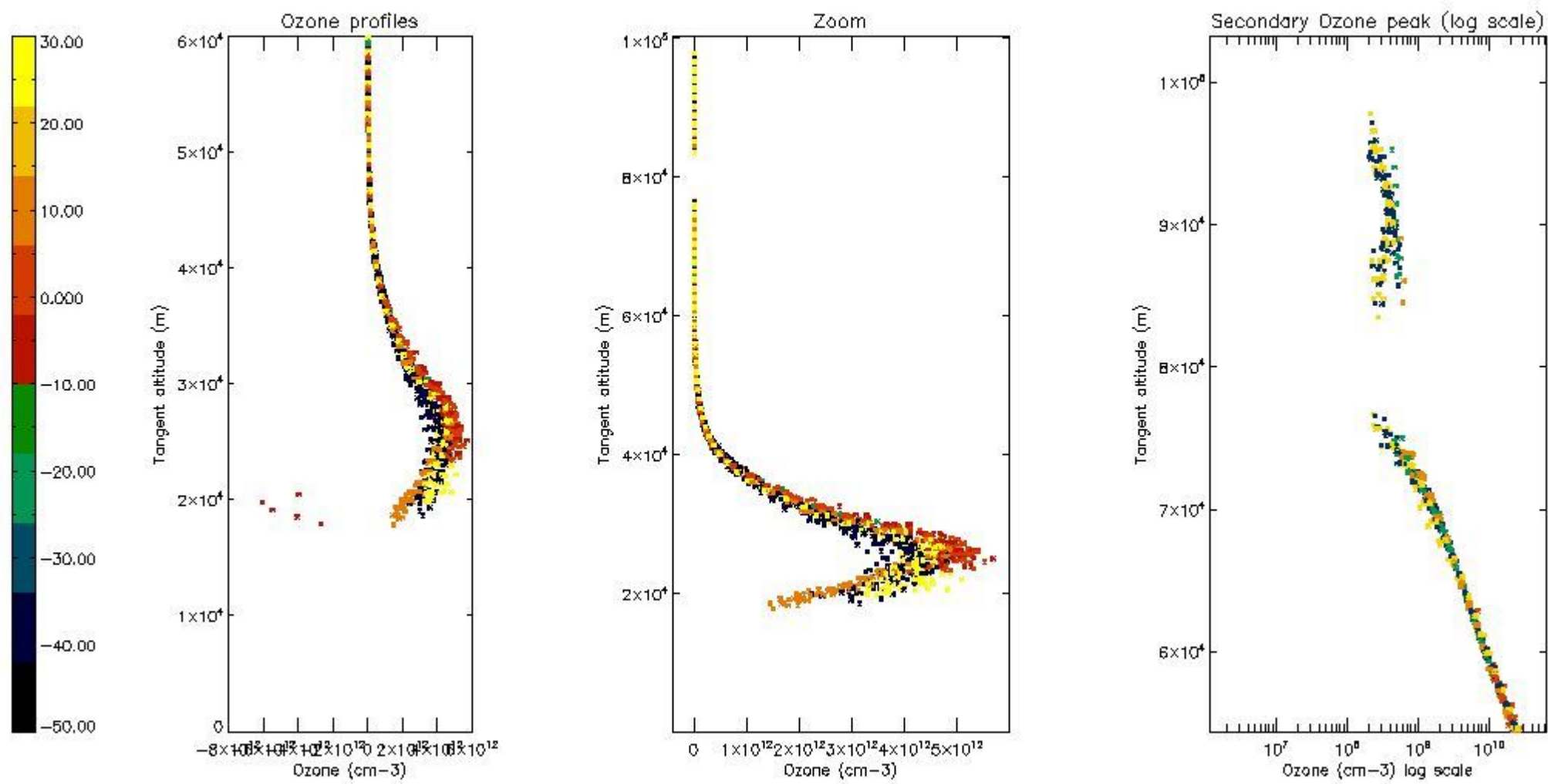
5.3 Plot ozone profiles where STD < 20% (dark without errors)

The colorbar represents the latitude.



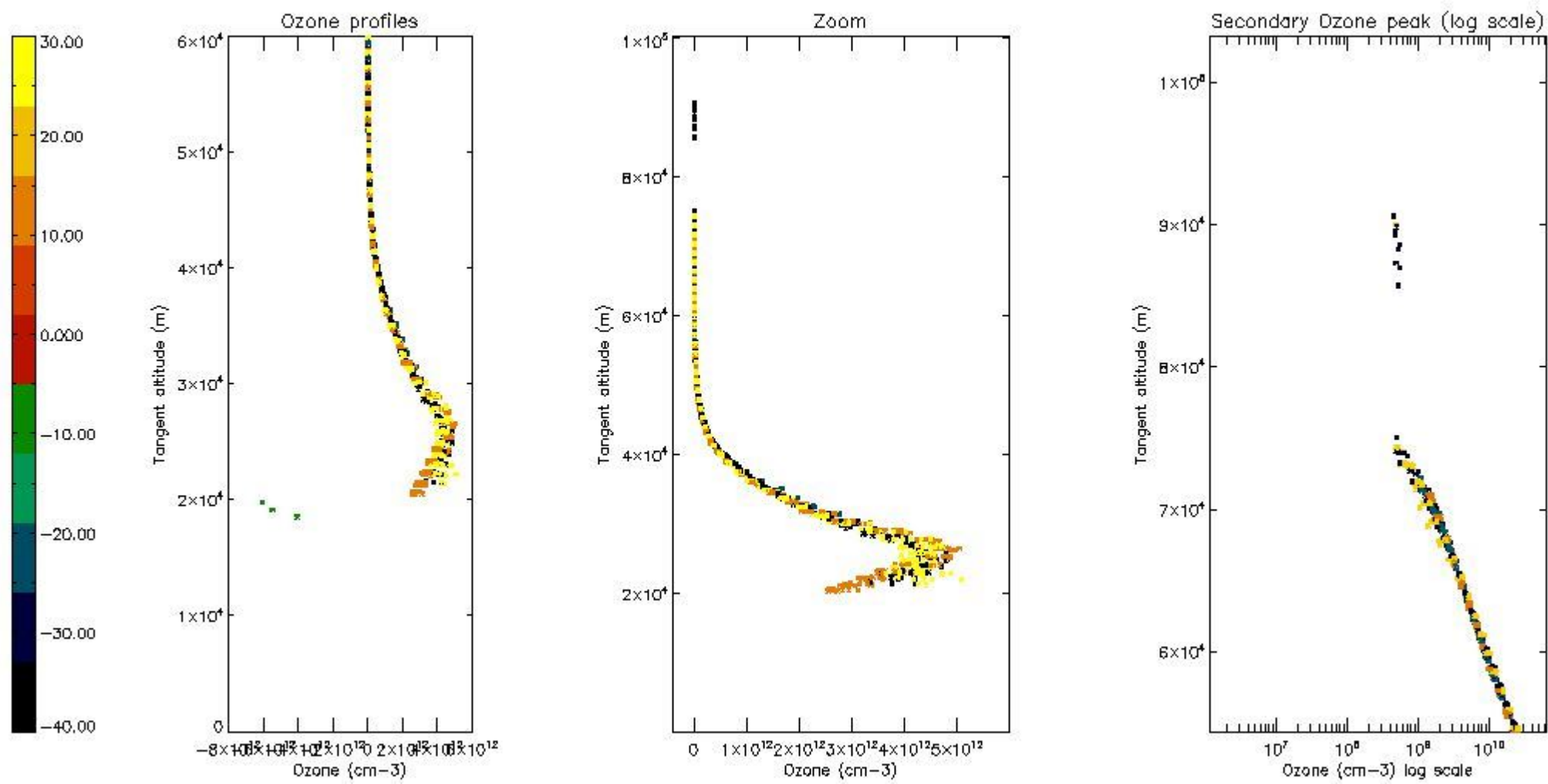
5.4 Plot ozone profiles where STD < 10% (dark without errors)

The colorbar represents the latitude.



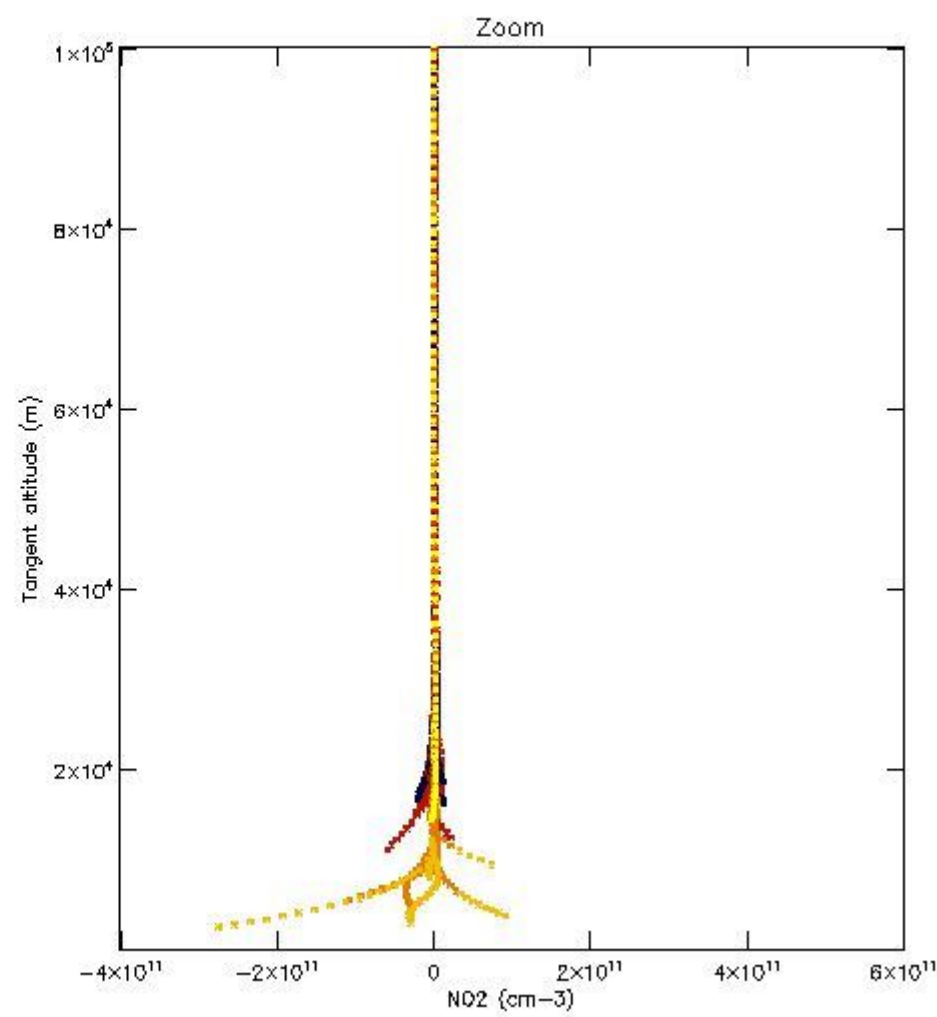
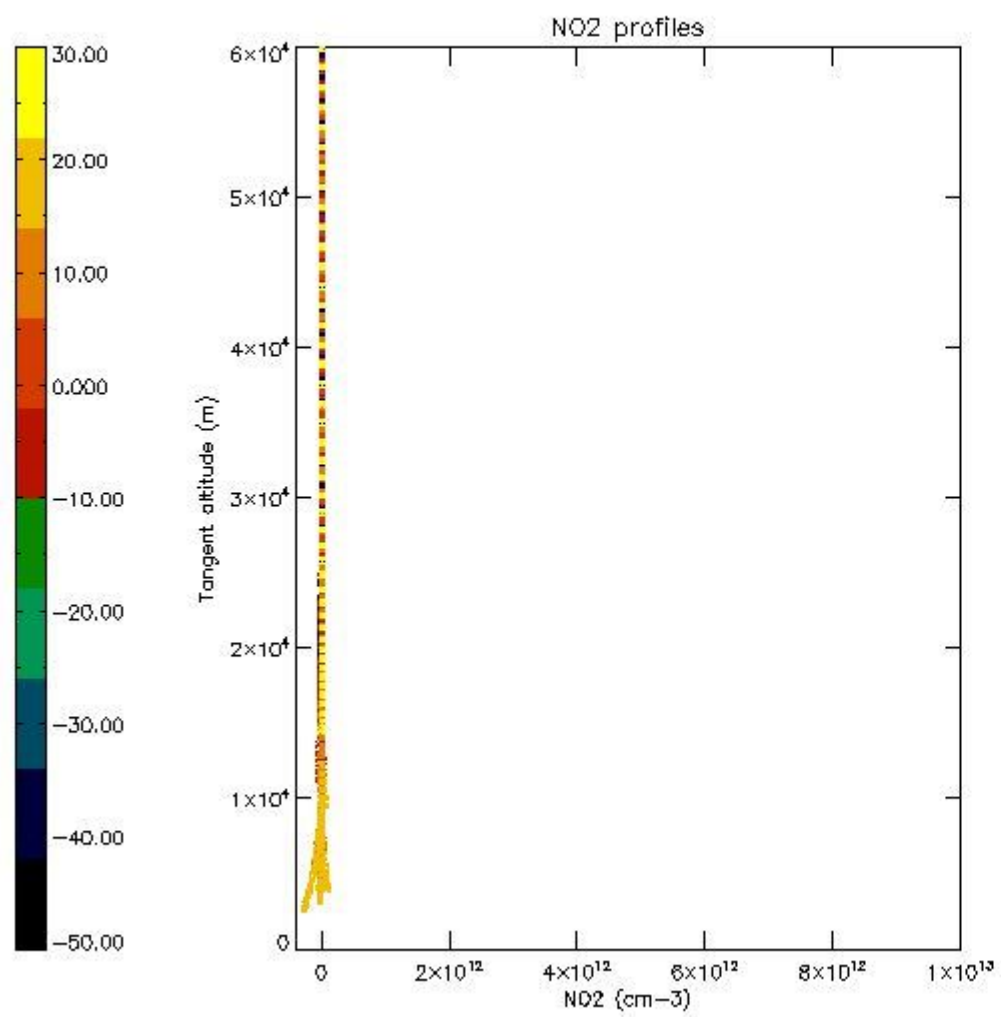
5.5 Plot ozone profiles where STD < 5% (dark without errors)

The colorbar represents the latitude.



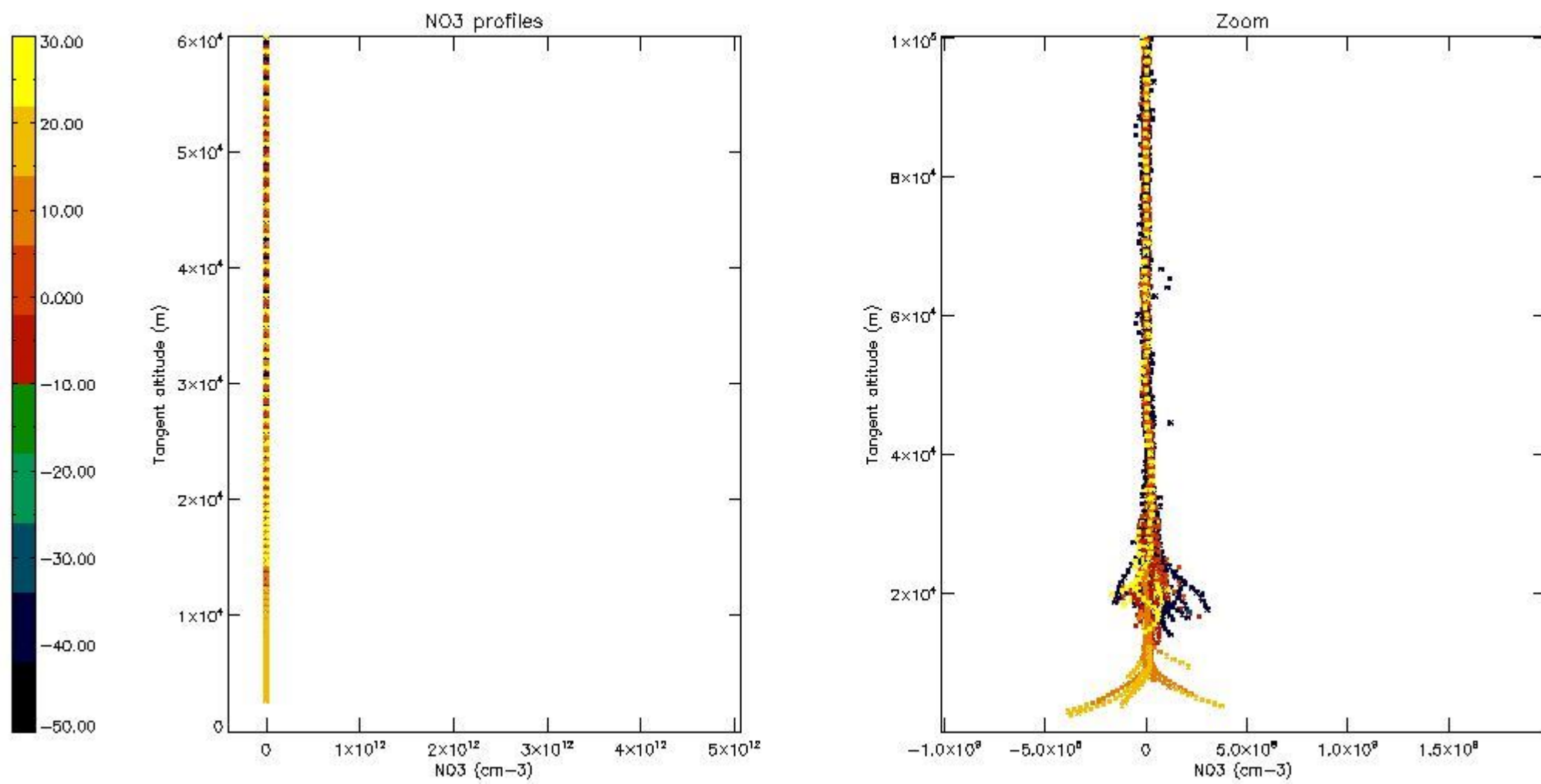
5.6 Plot NO₂ profiles for all STD (dark without errors)

The colorbar represents the latitude.



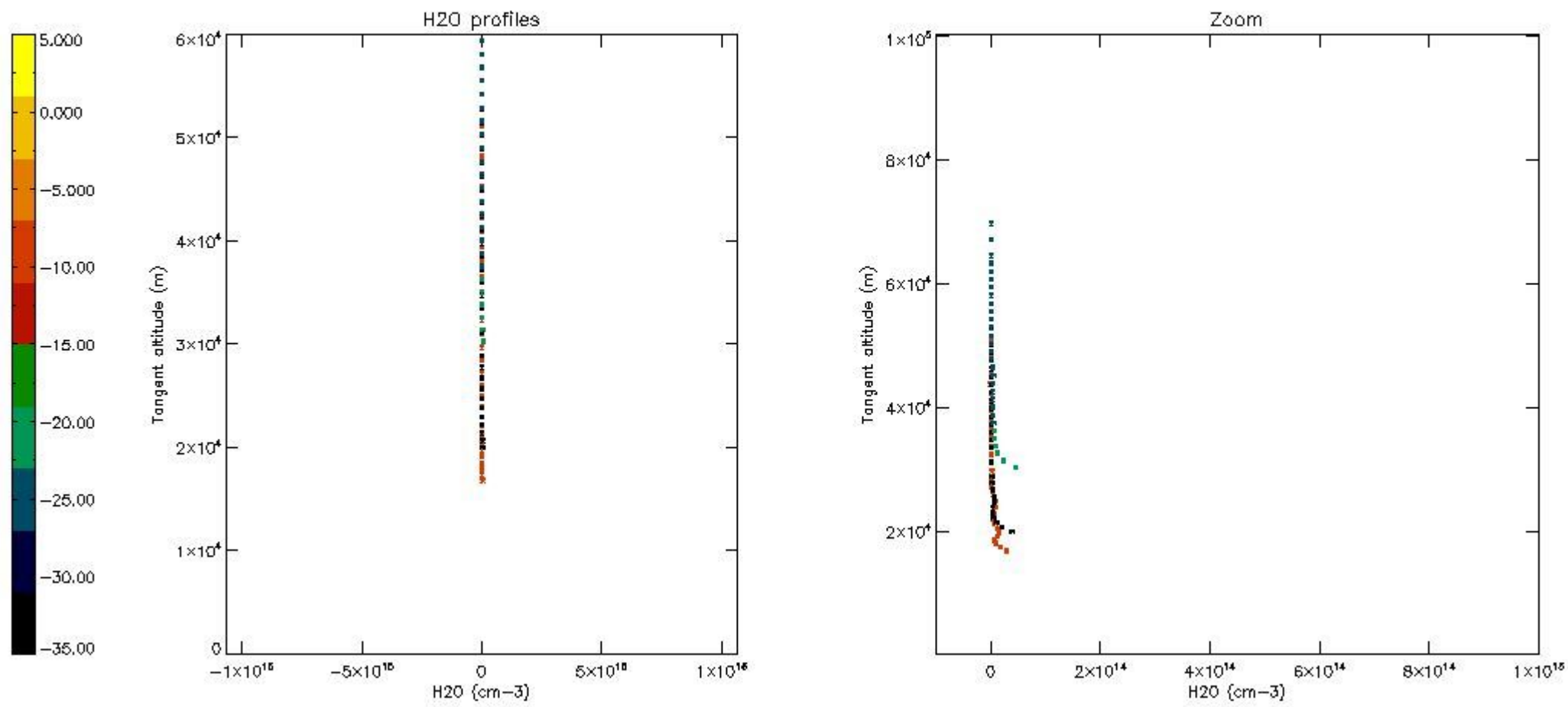
5.7 Plot NO3 profiles for all STD (dark without errors)

The colorbar represents the latitude.



5.8 Plot H2O profiles for all STD (only for occultations of stars 1,2,3,4,13,14,16,26,63 dark without errors)

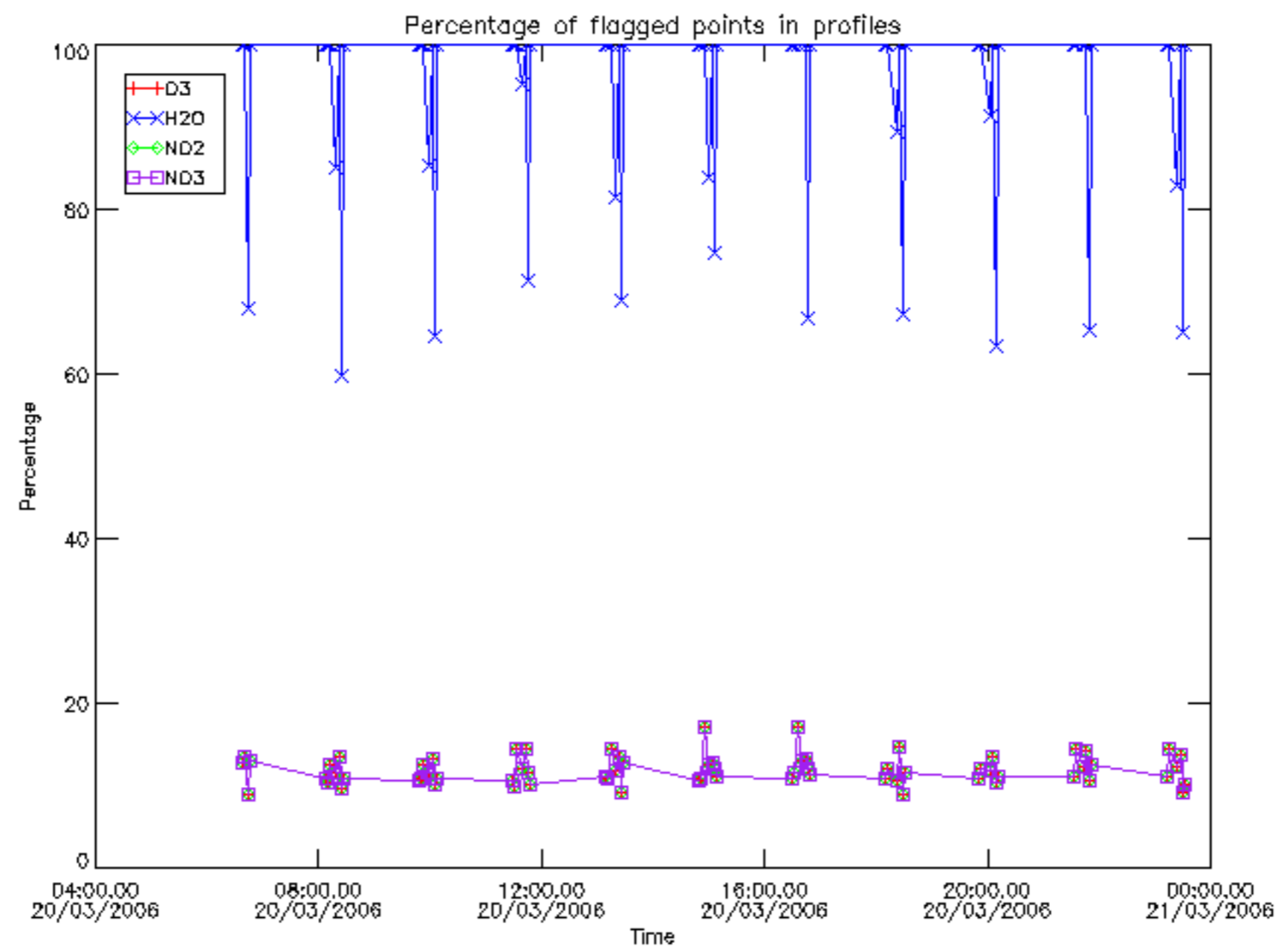
The colorbar represents the latitude.



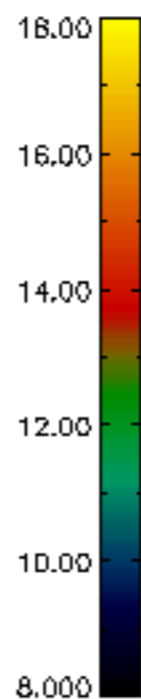
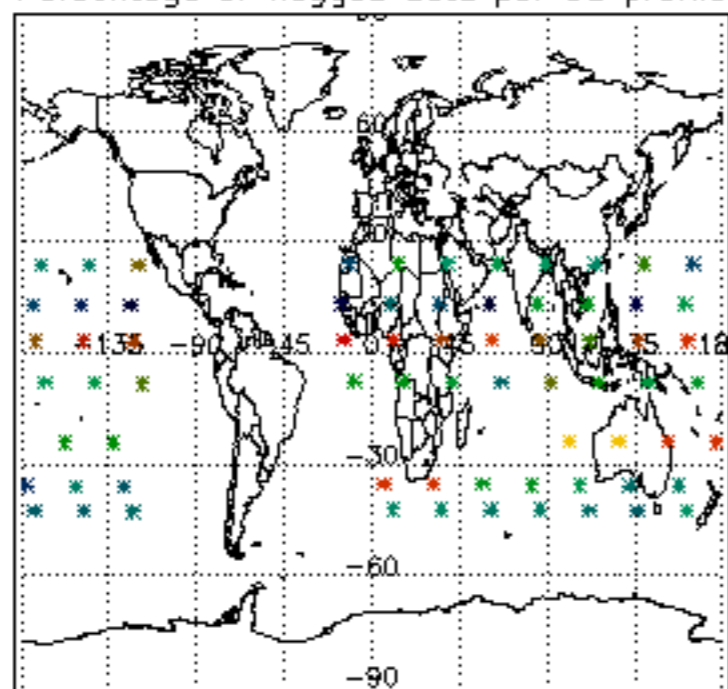
6. Auxiliary Data Files used for the production reported in section 2

The number reported in the third column indicates since which file (see list in section 2) the corresponding auxiliary file has been used. The fourth column is the date of those product files.

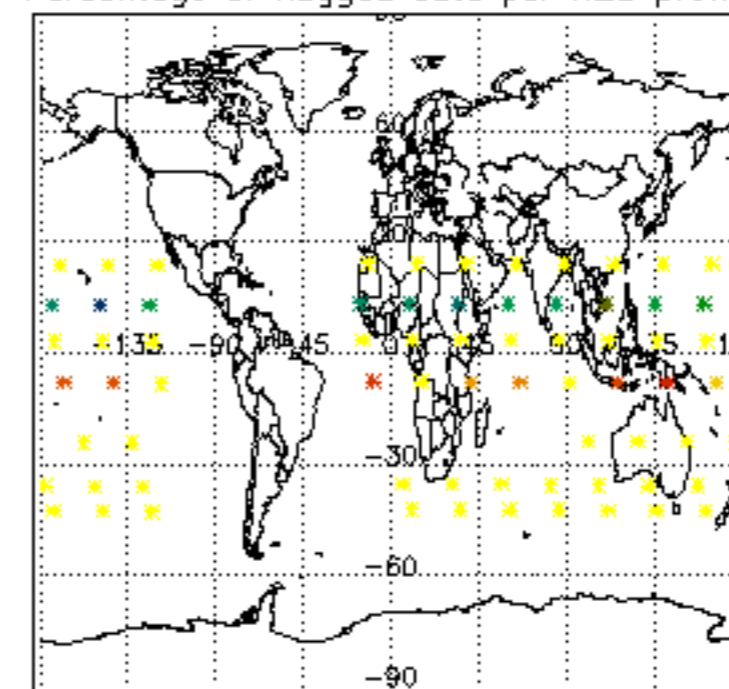
Type	Auxiliary Filename	Used since product	Used since product date
INST_PHYS_CHARACTERISTICS	GOM_INS_AXVIEC20091111_143220_20030716_120000_20500101_000000	1	20-MAR-2006 06:37:29
LEVEL-2_PROC_CONFIG	GOM_PR2_AXVIEC20091111_152718_20020301_000000_20500101_000000	1	20-MAR-2006 06:37:29
CROSS_SECTIONS_FILE	GOM_CRS_AXVIEC20091111_154832_20020301_000000_20500101_000000	1	20-MAR-2006 06:37:29



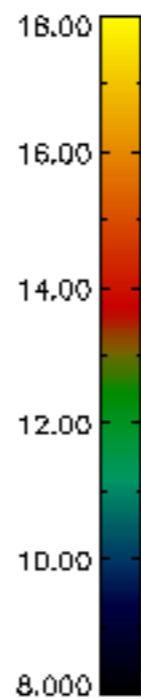
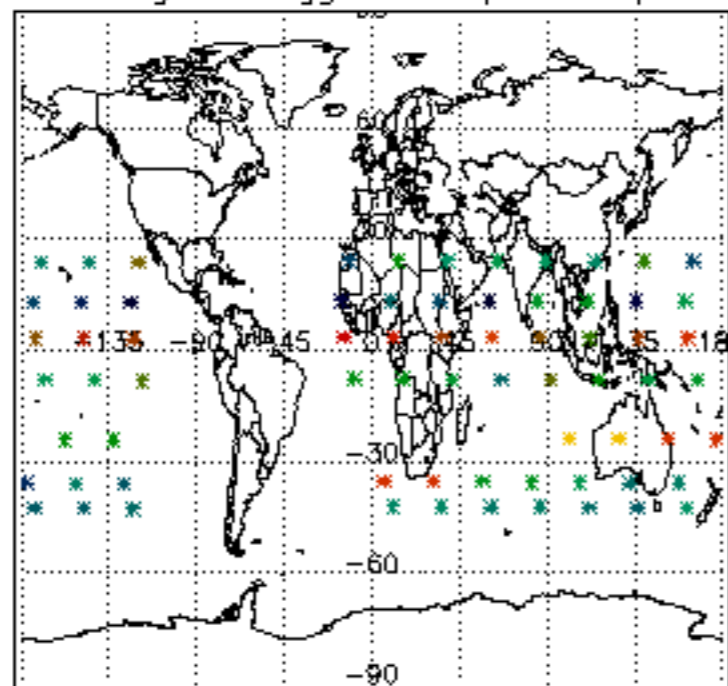
Percentage of flagged data per D3 profile



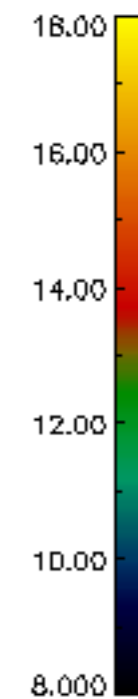
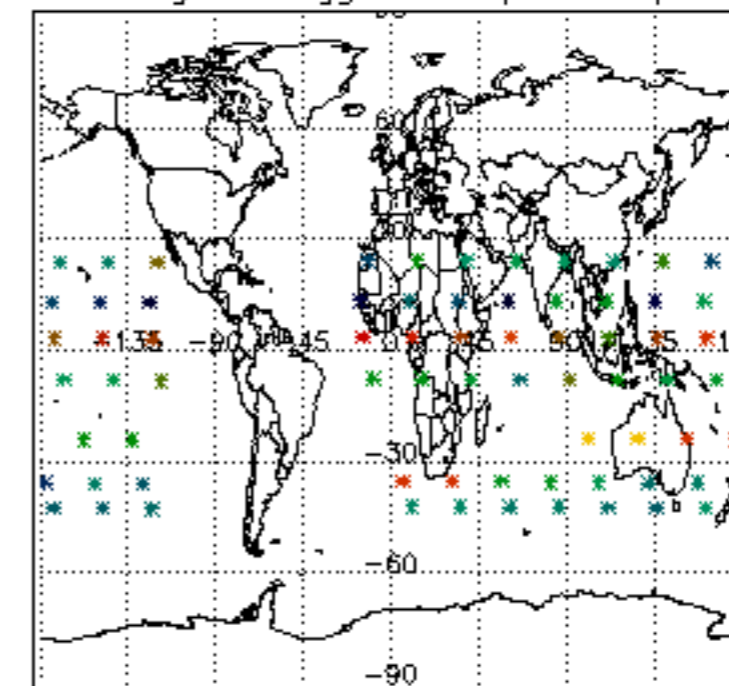
Percentage of flagged data per H2O profile

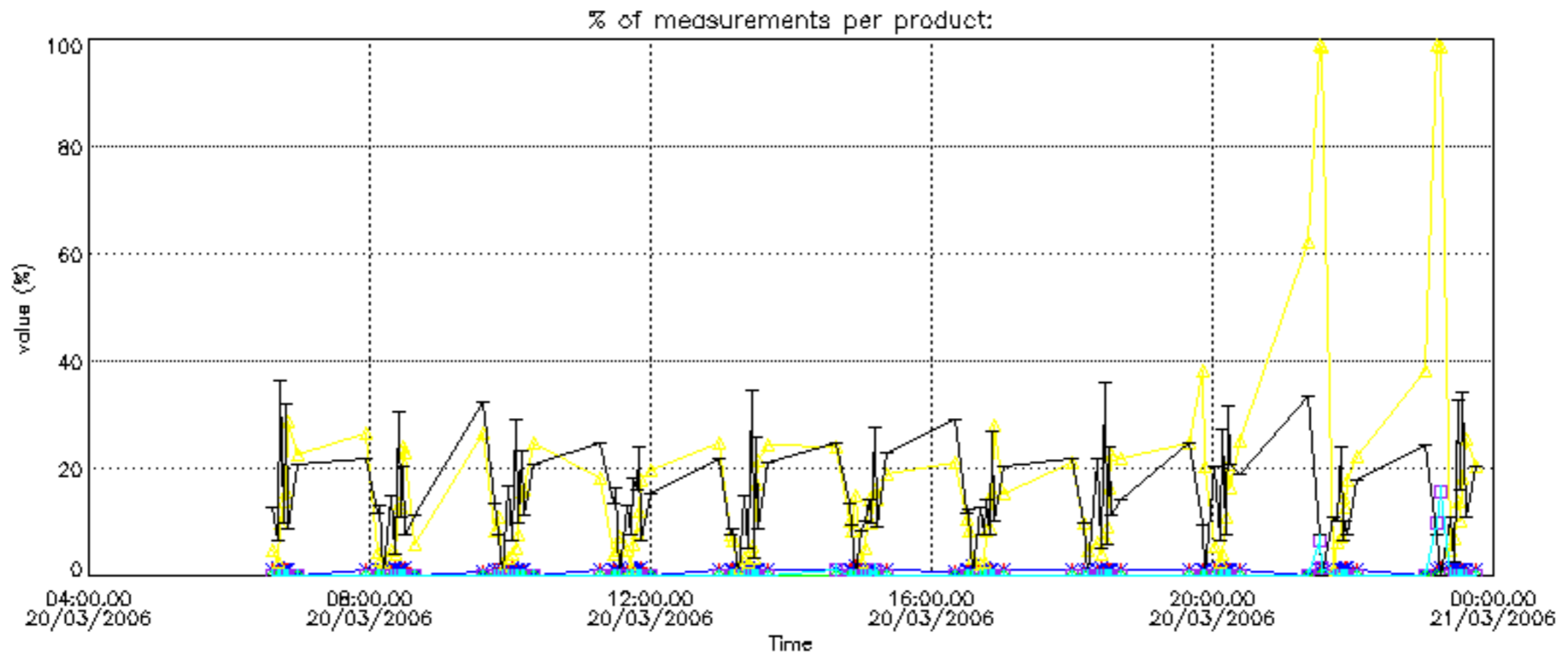


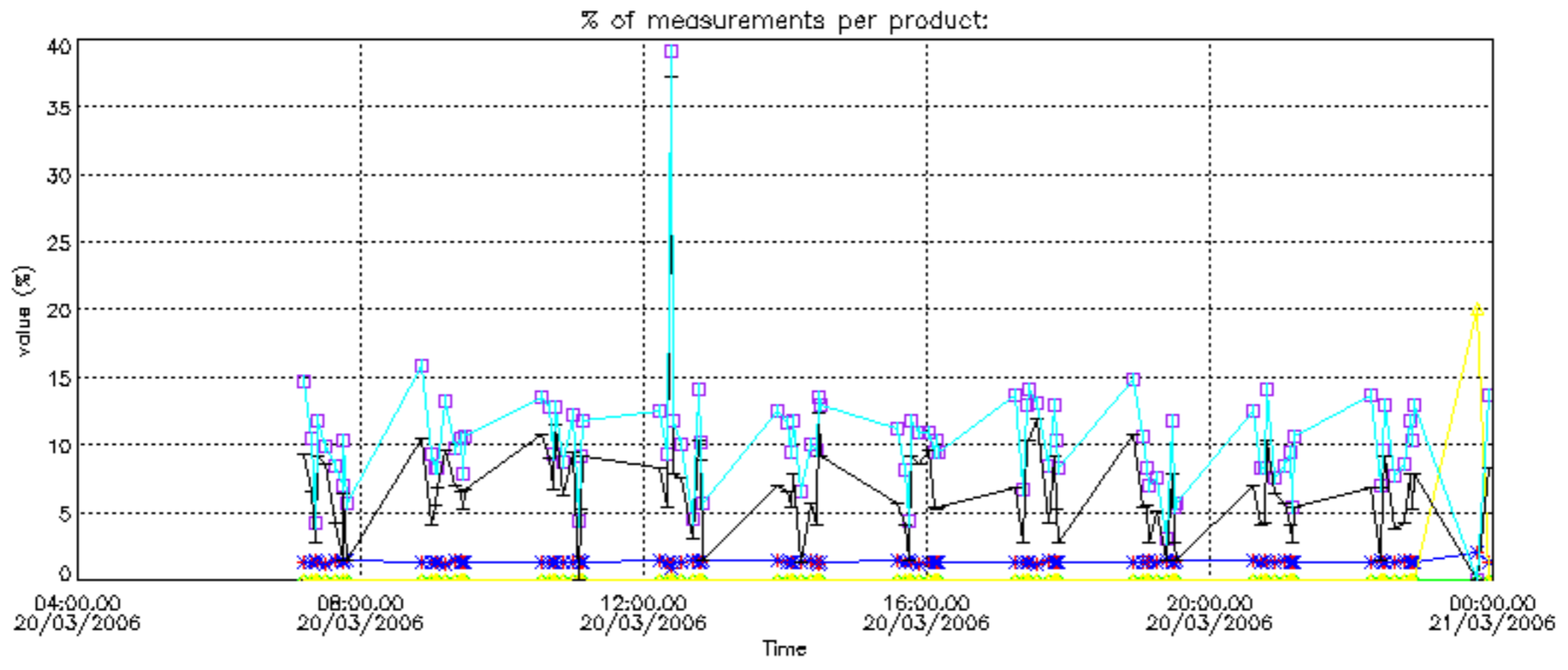
Percentage of flagged data per NO2 profile



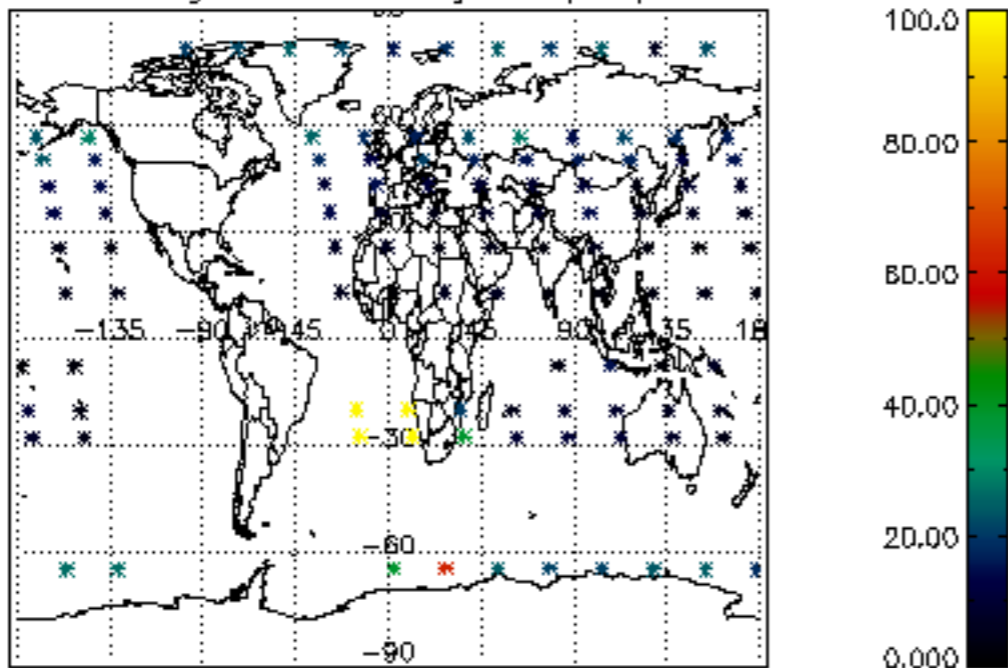
Percentage of flagged data per NO3 profile



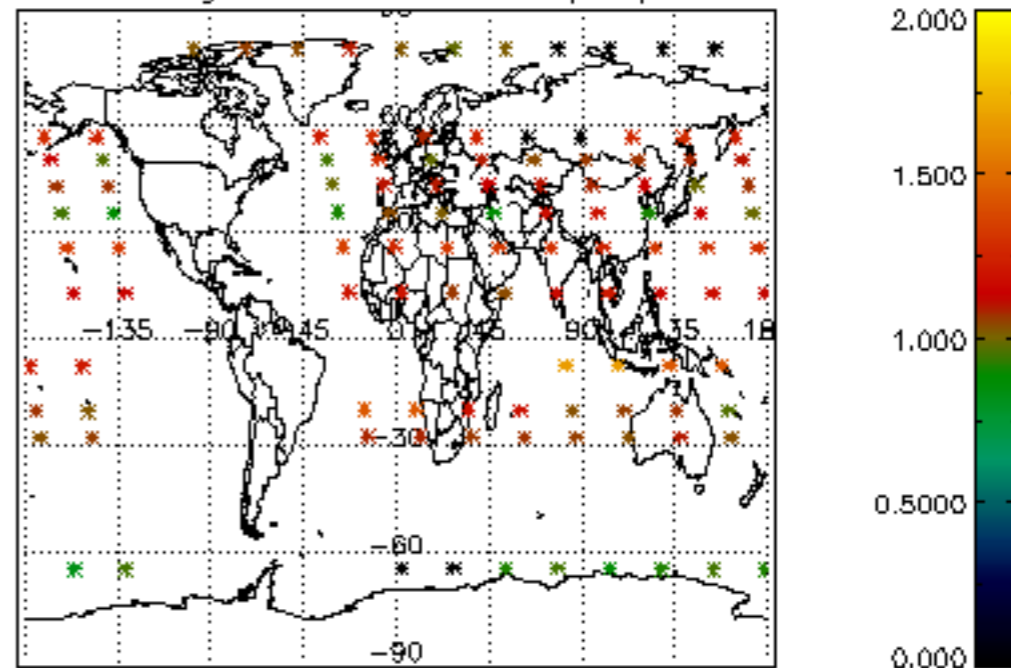




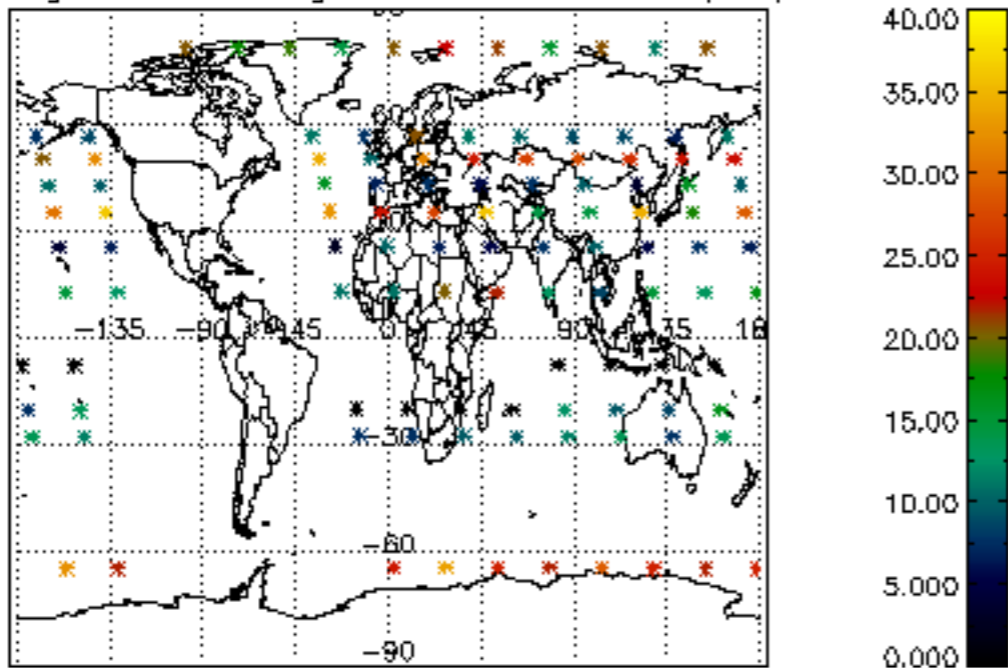
Percentage of cosmic ray hits per profile



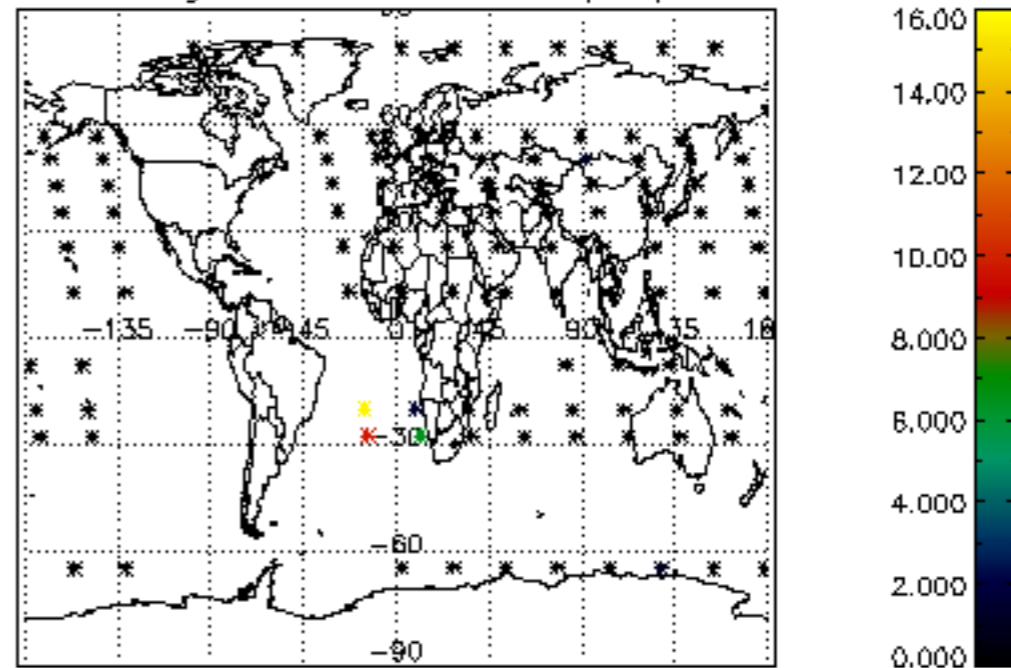
Percentage of datation errors per profile



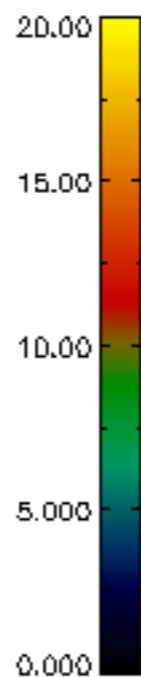
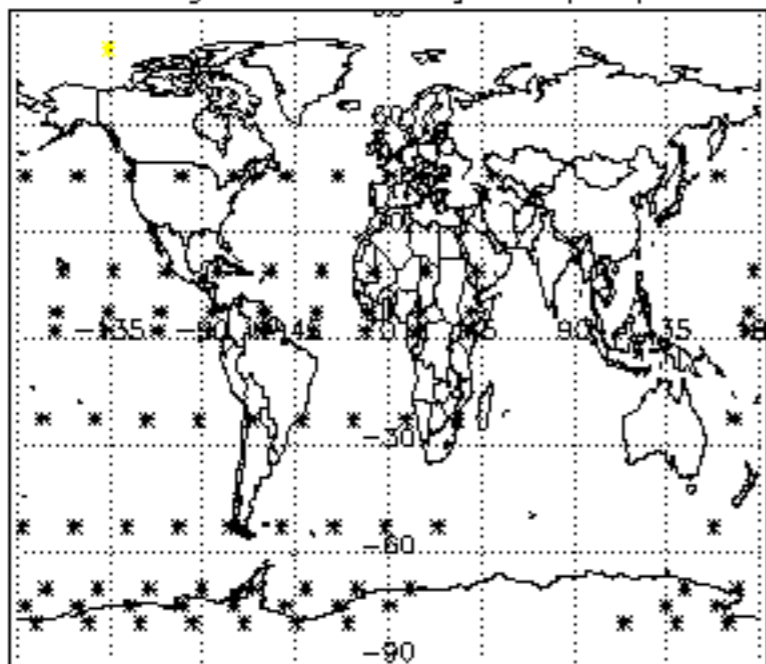
Percentage of star falling outside central band per profile



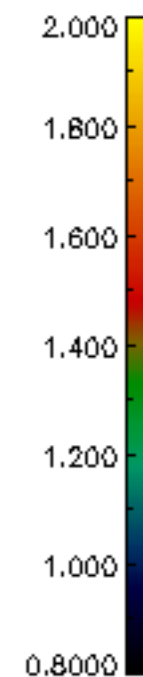
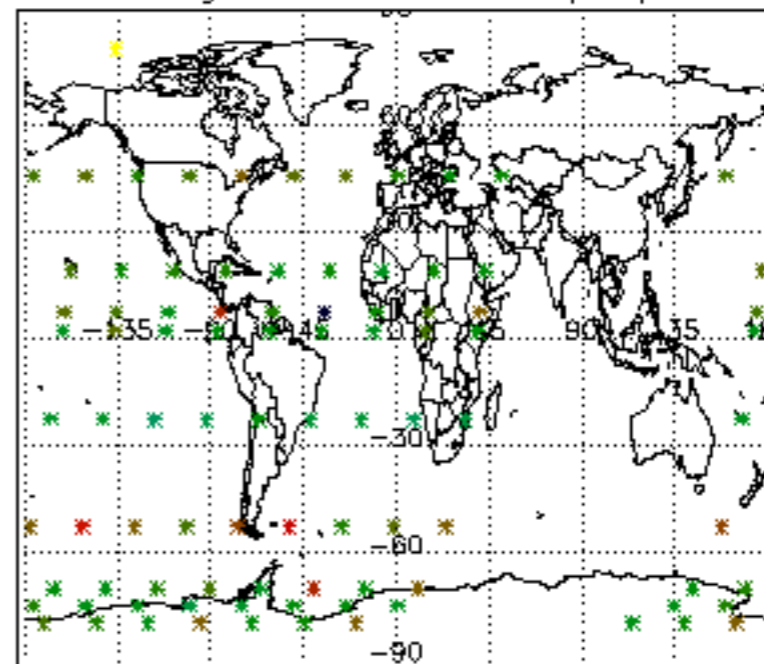
Percentage of saturation errors per profile



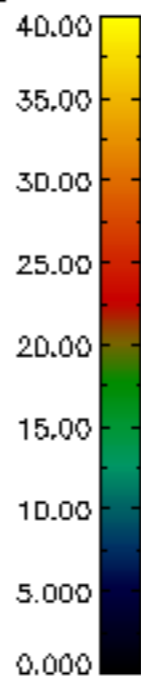
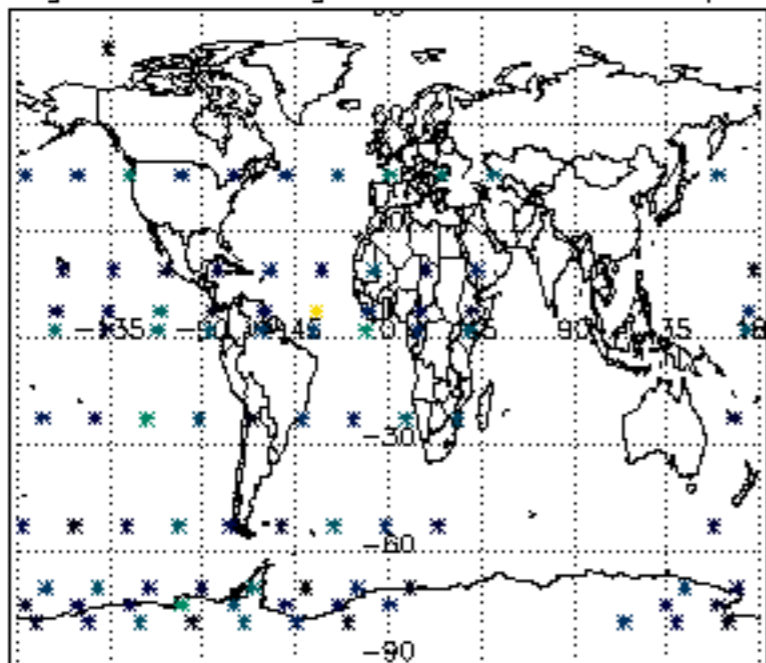
Percentage of cosmic ray hits per profile



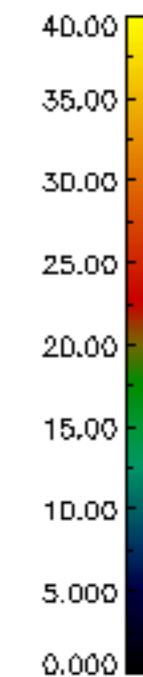
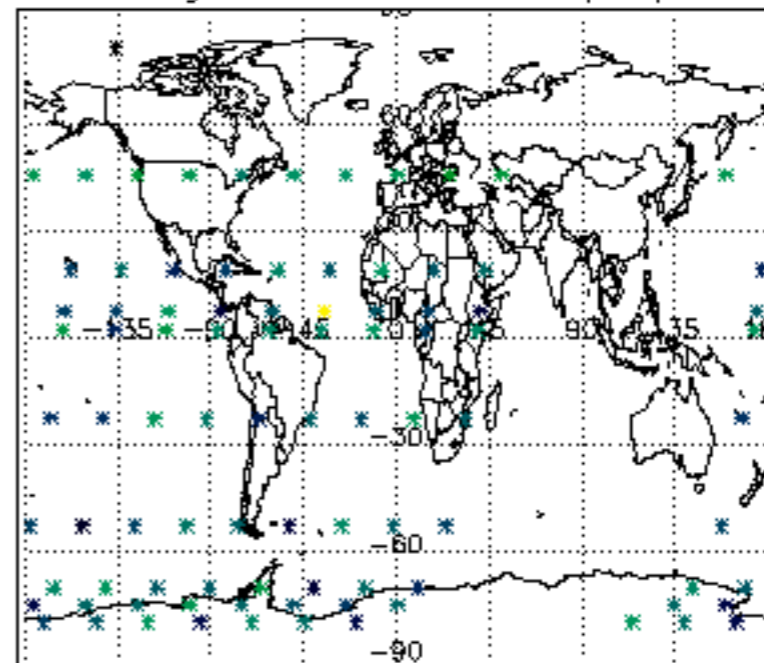
Percentage of datation errors per profile

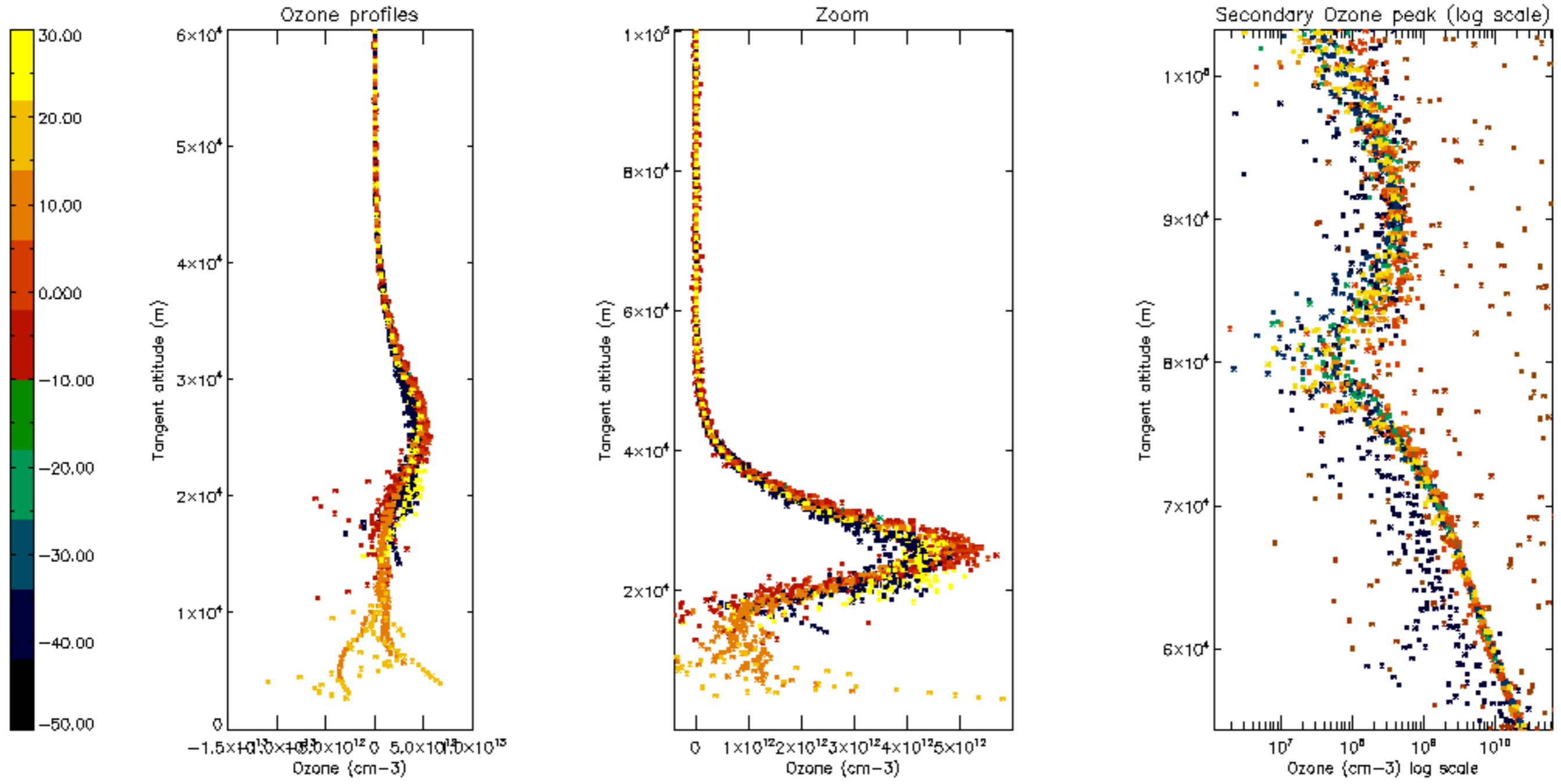


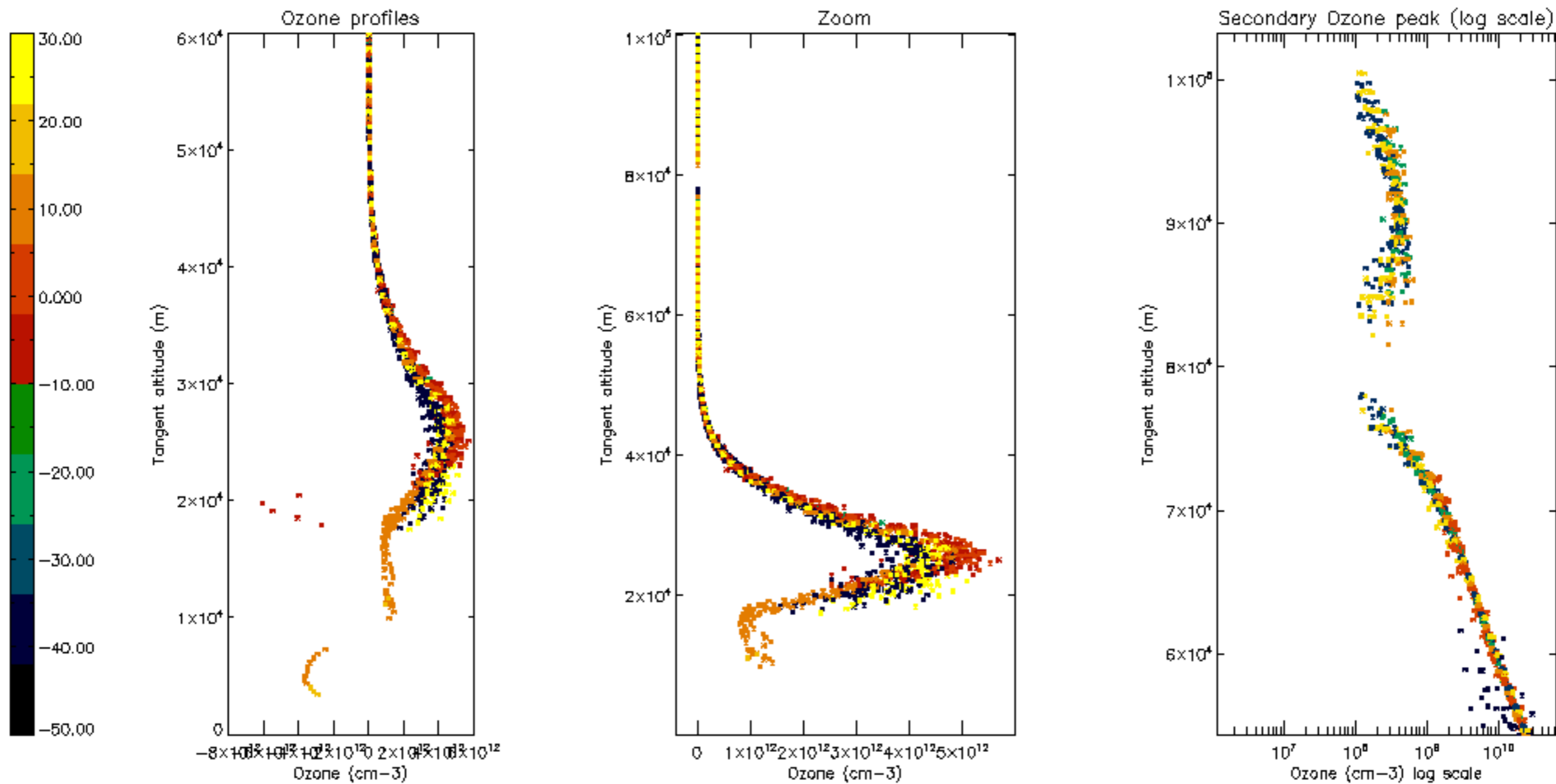
Percentage of star falling outside central band per profile

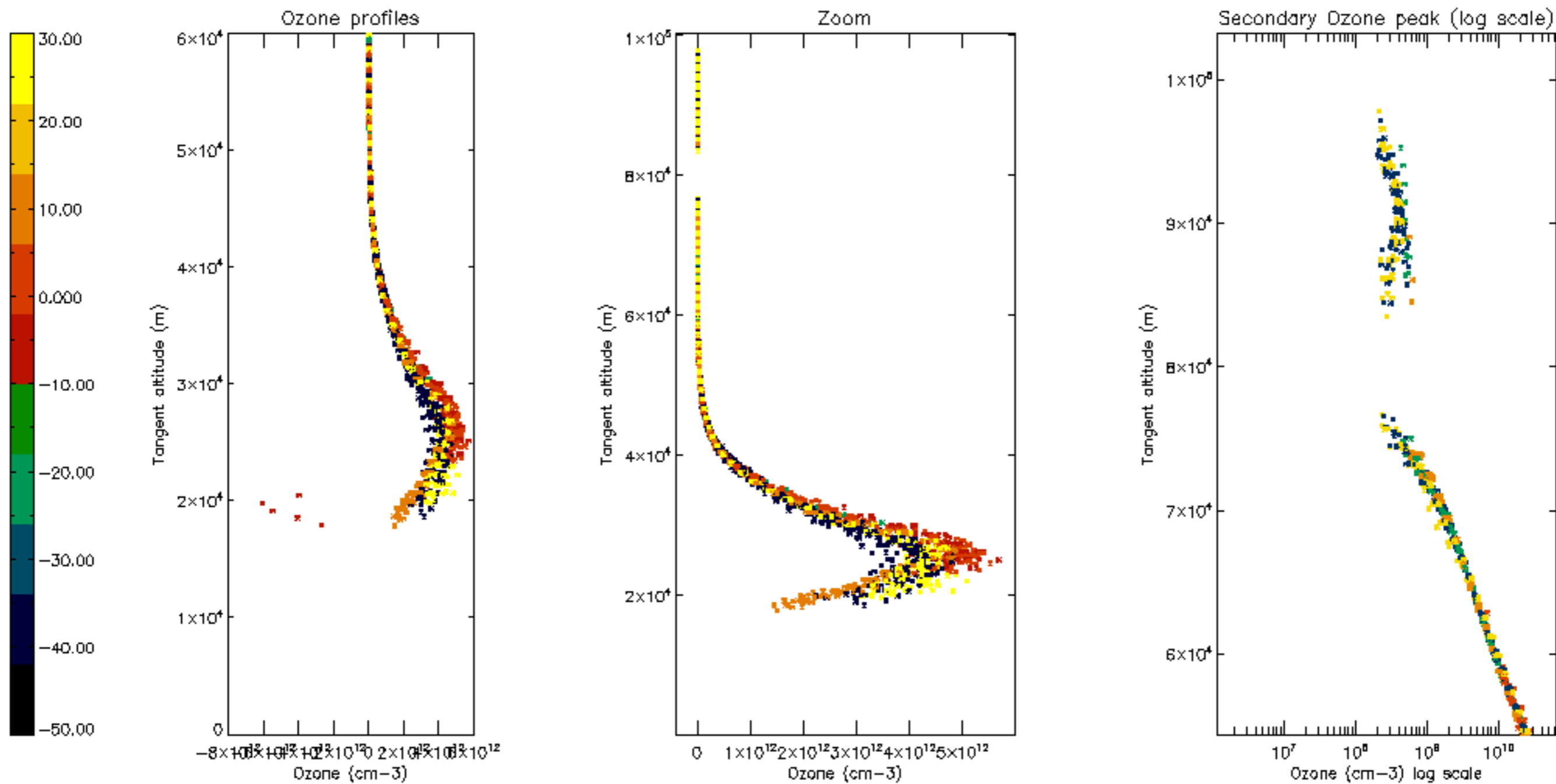


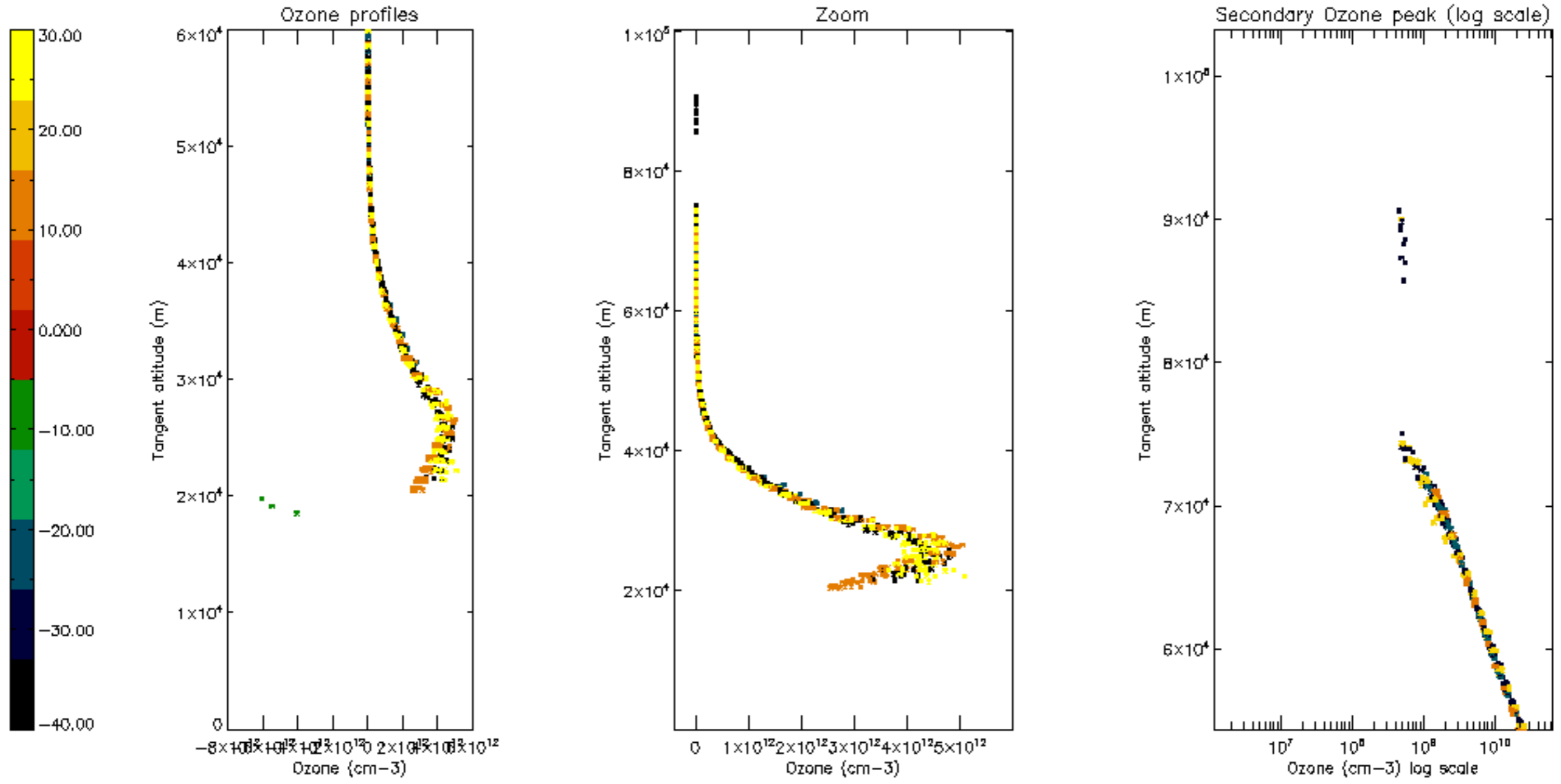
Percentage of saturation errors per profile

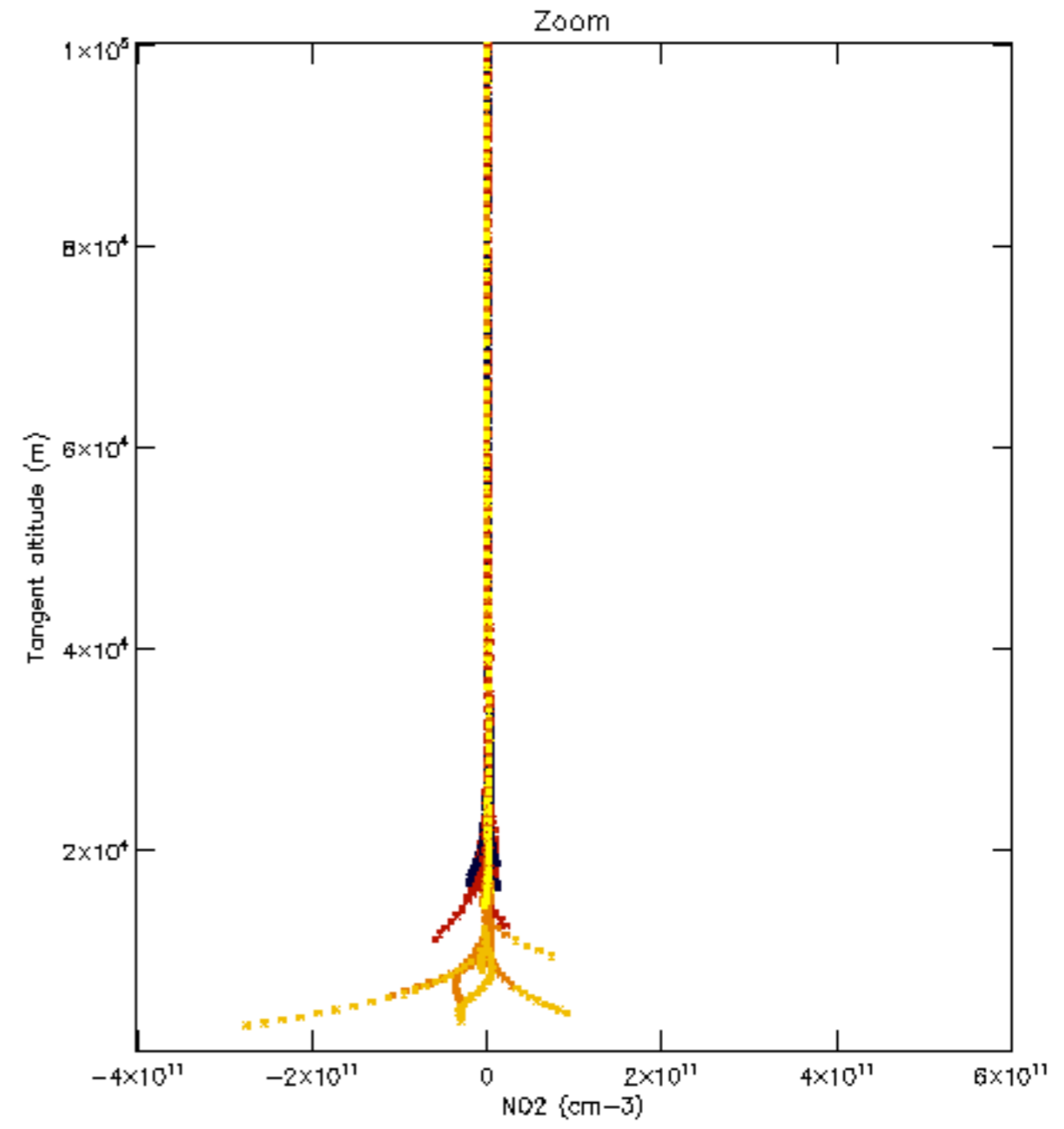
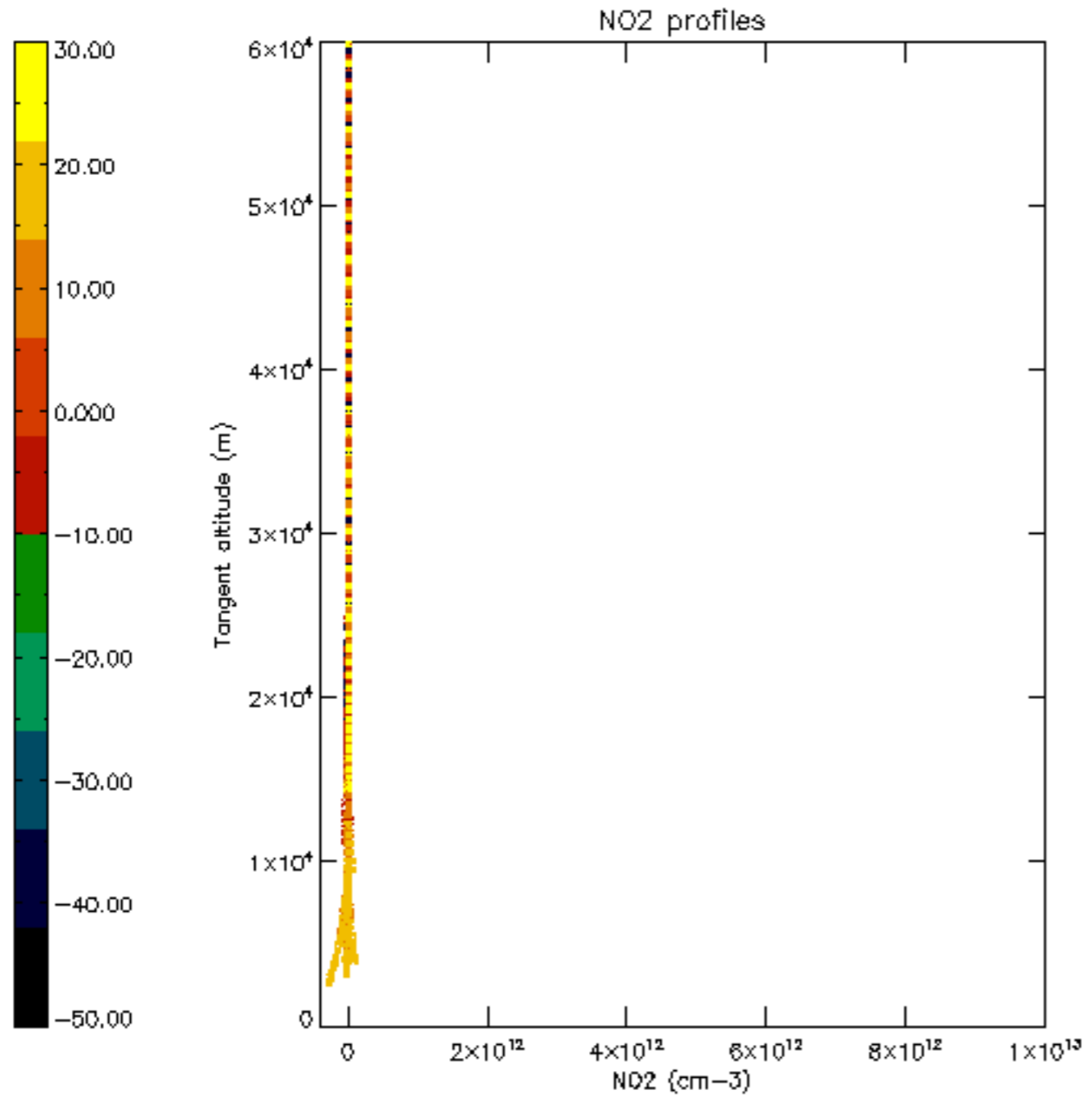


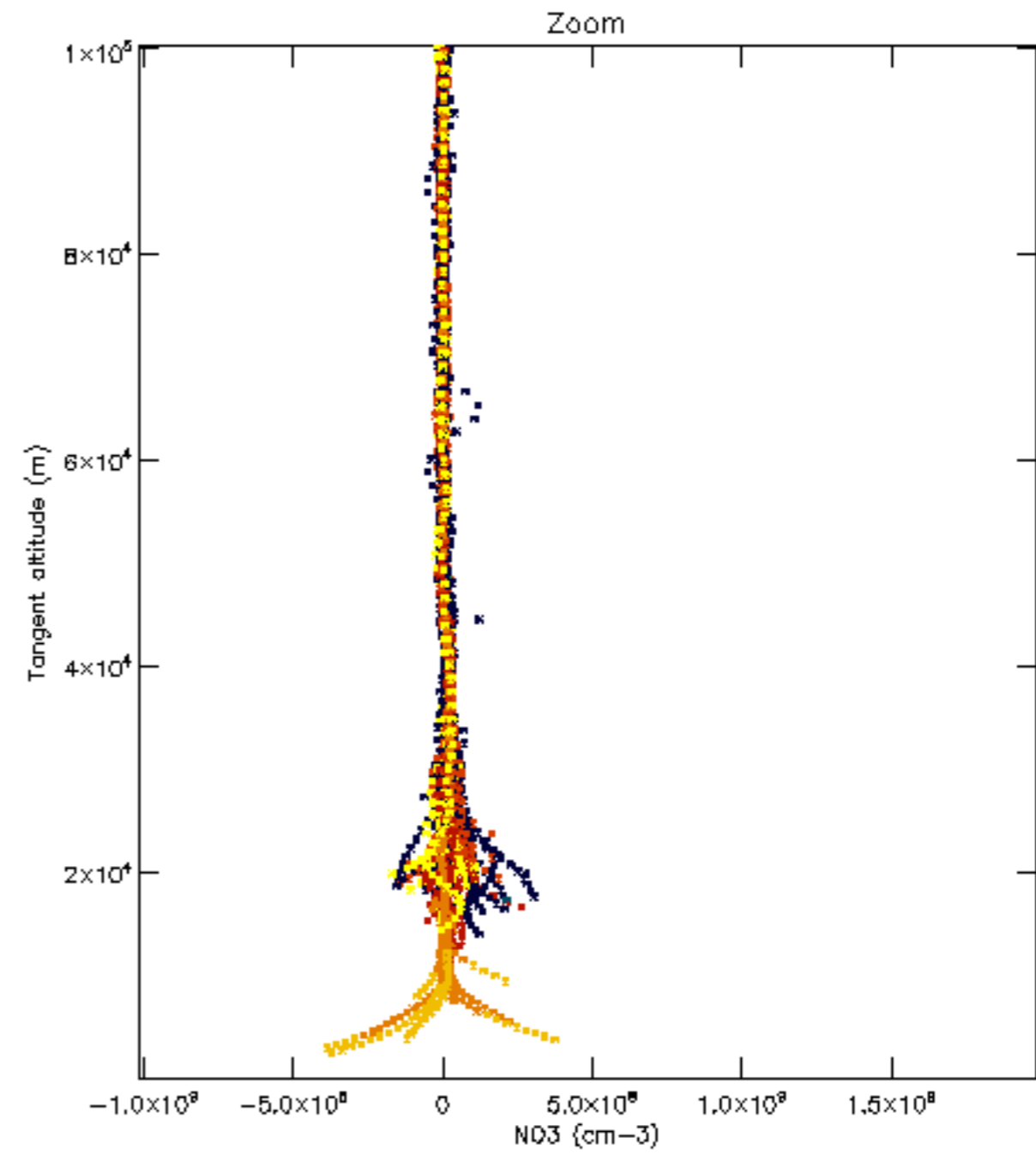
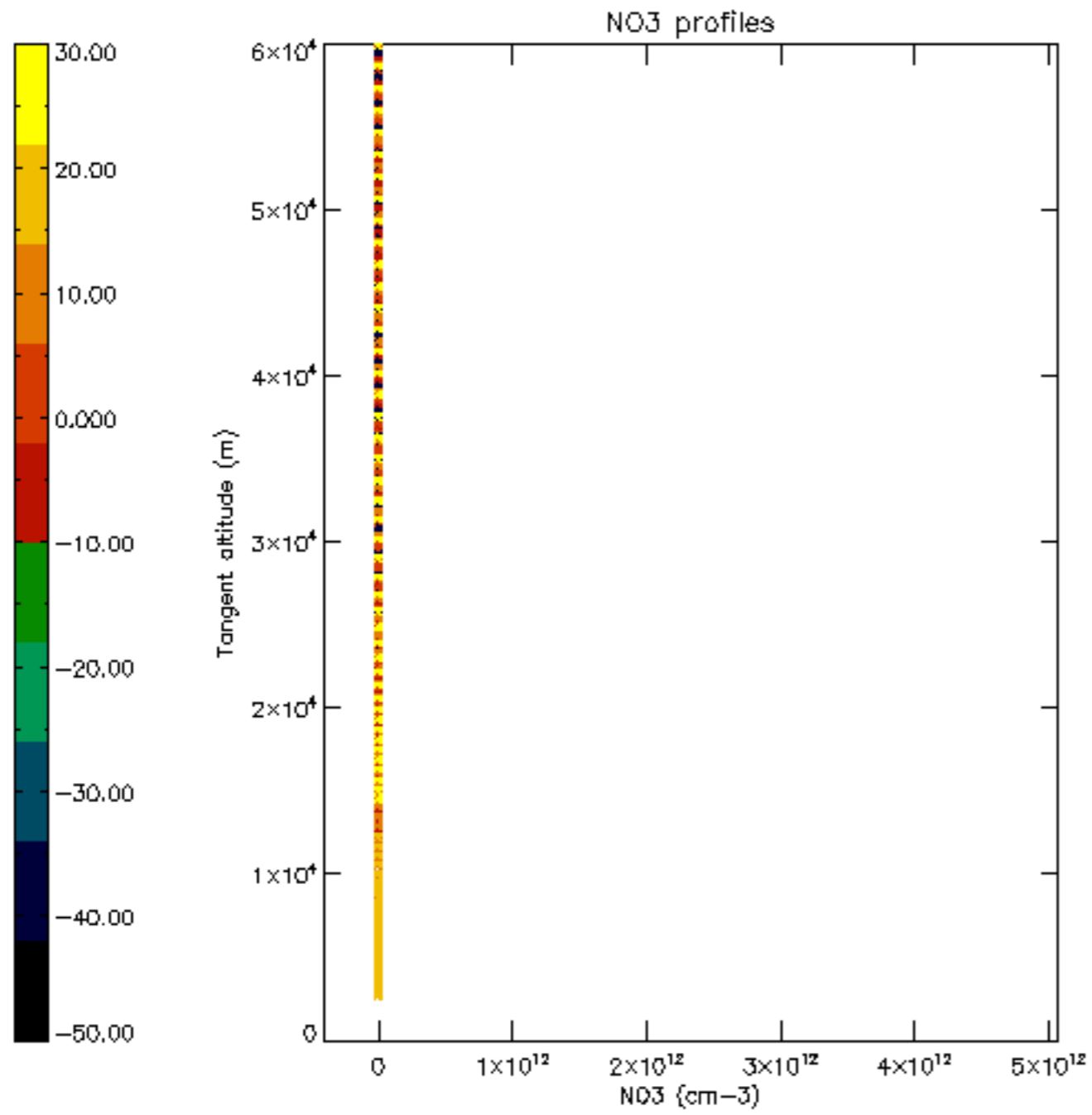


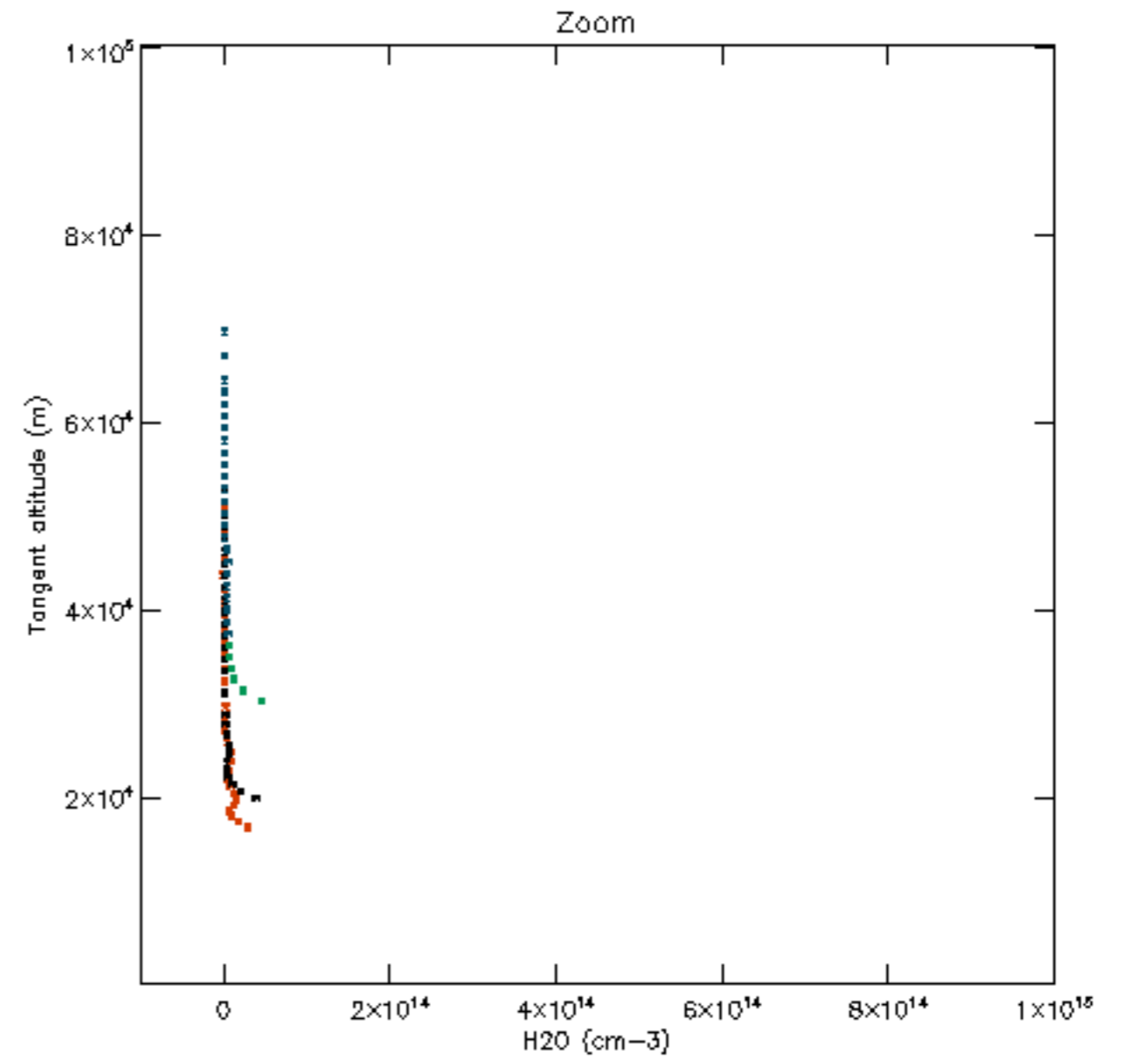
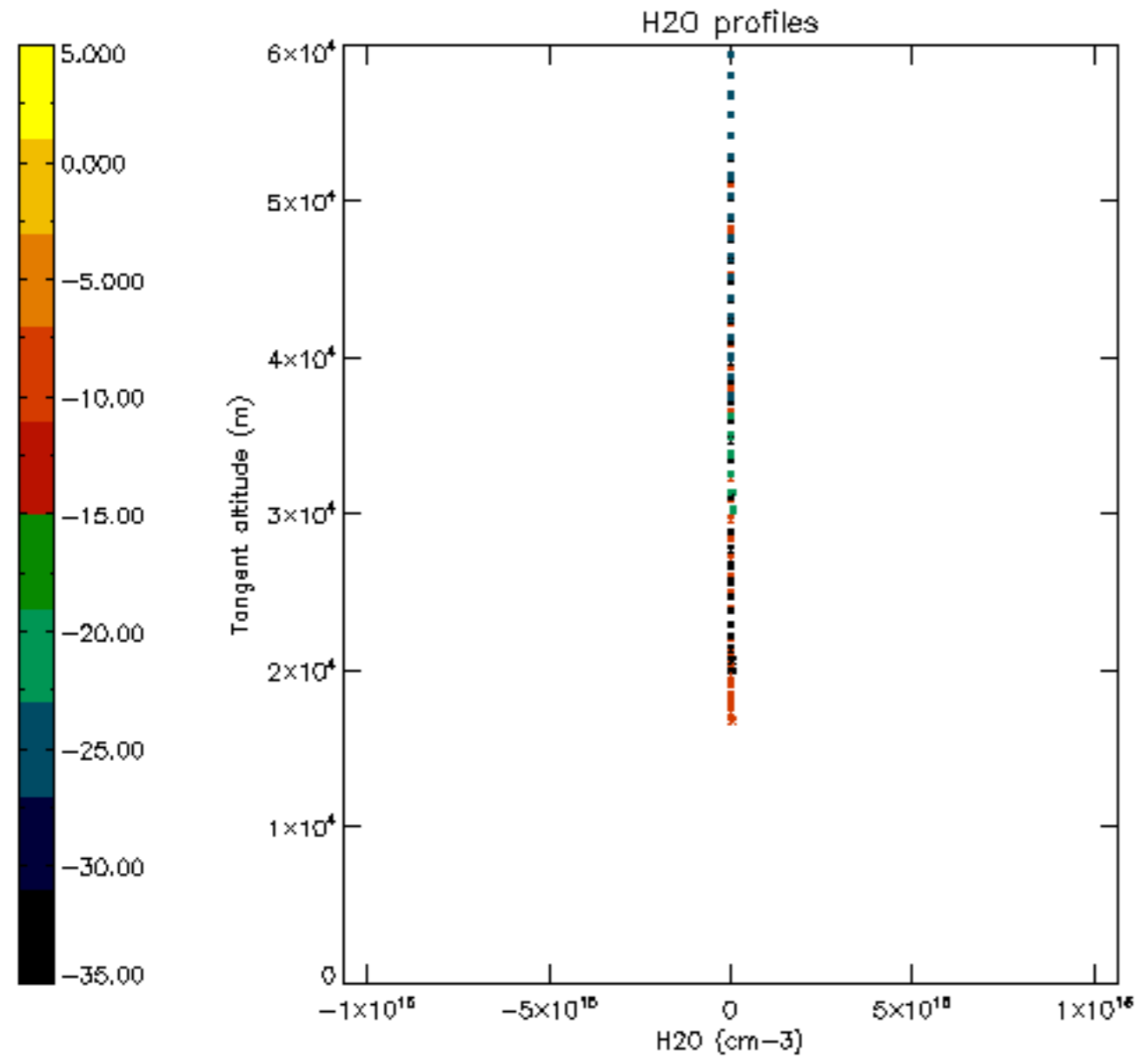


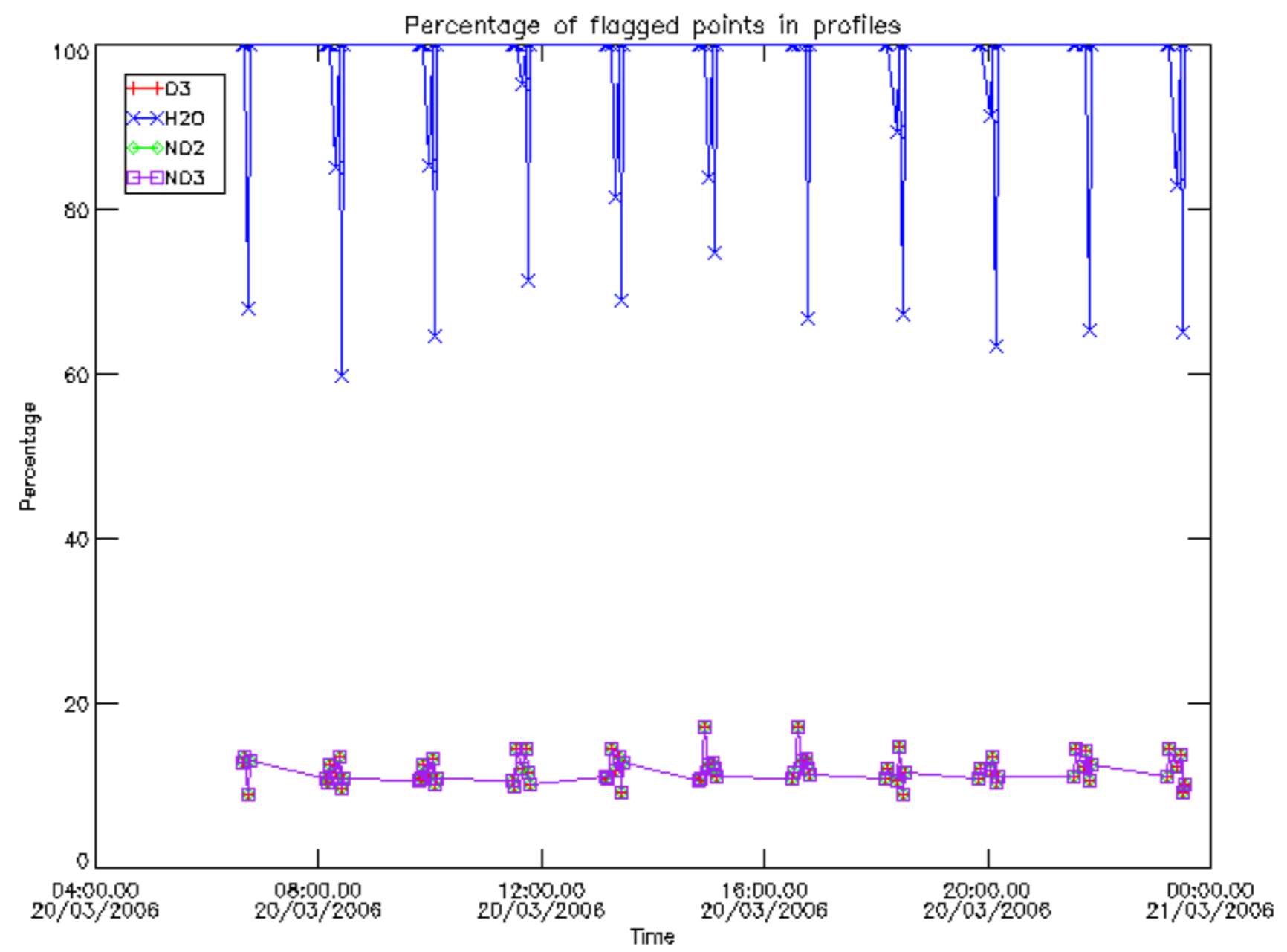




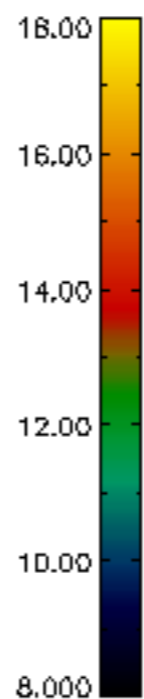
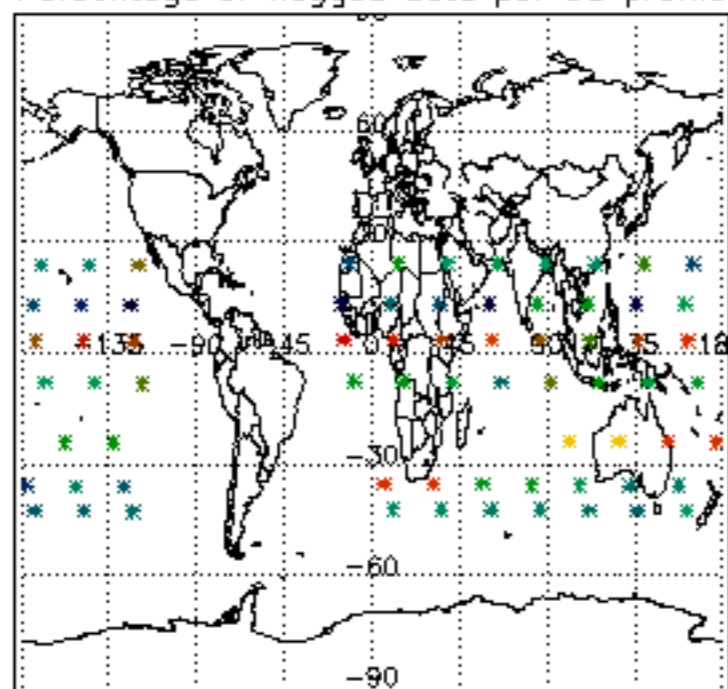




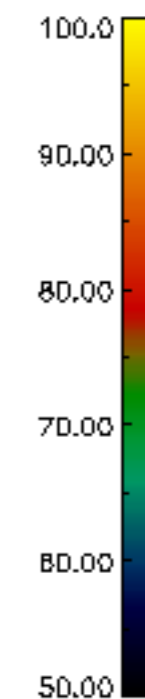
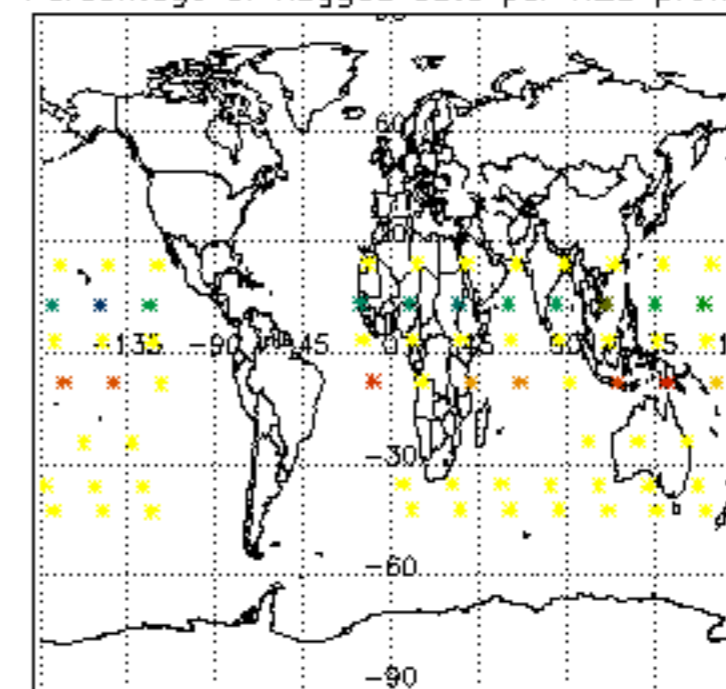




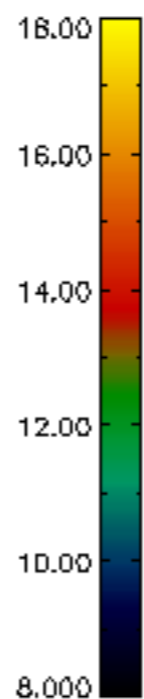
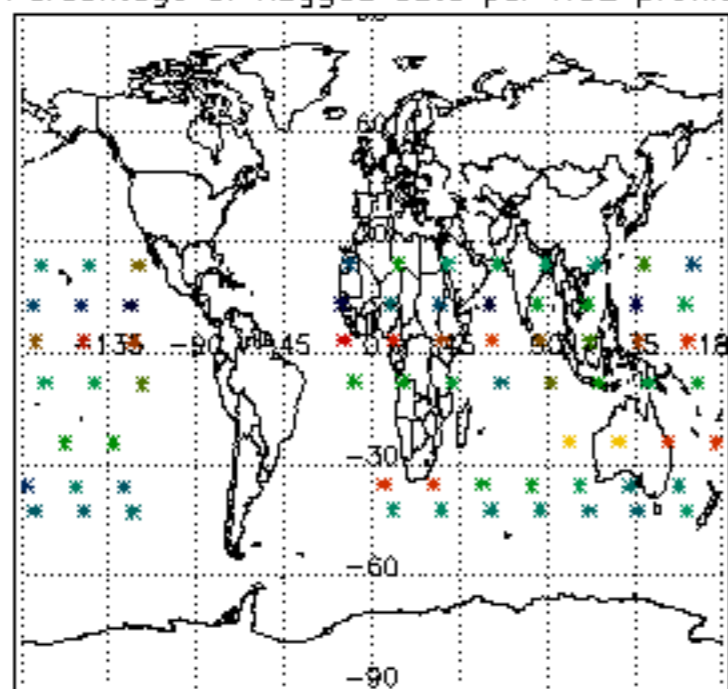
Percentage of flagged data per D3 profile



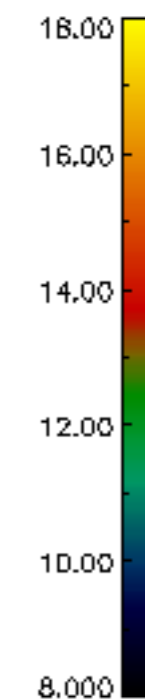
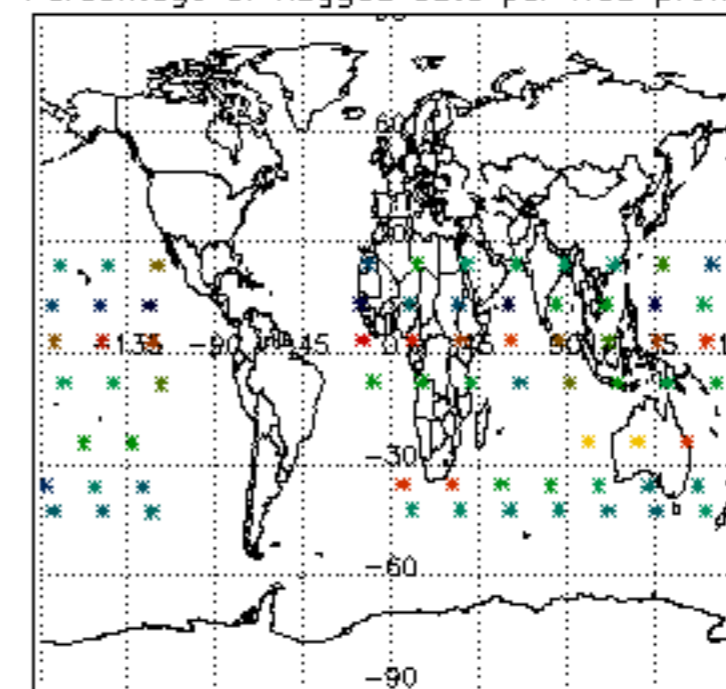
Percentage of flagged data per H2O profile

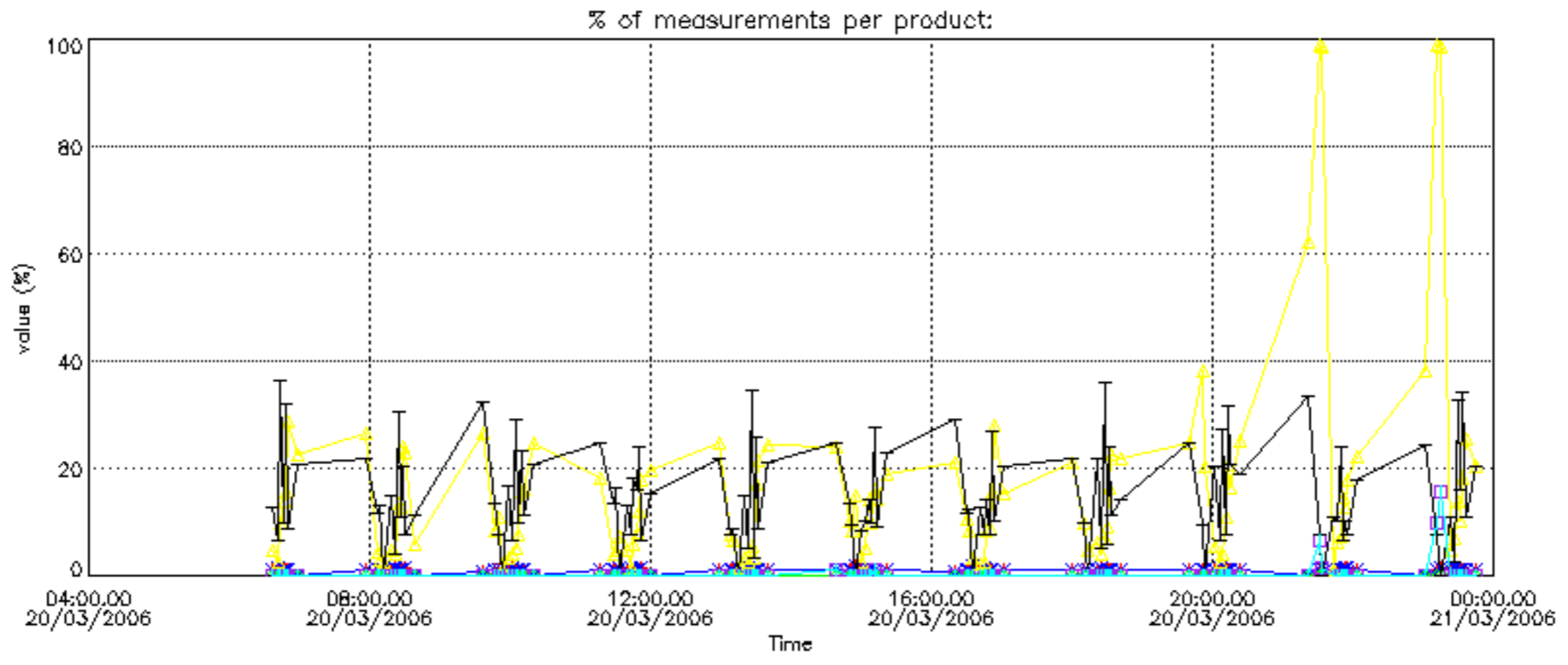


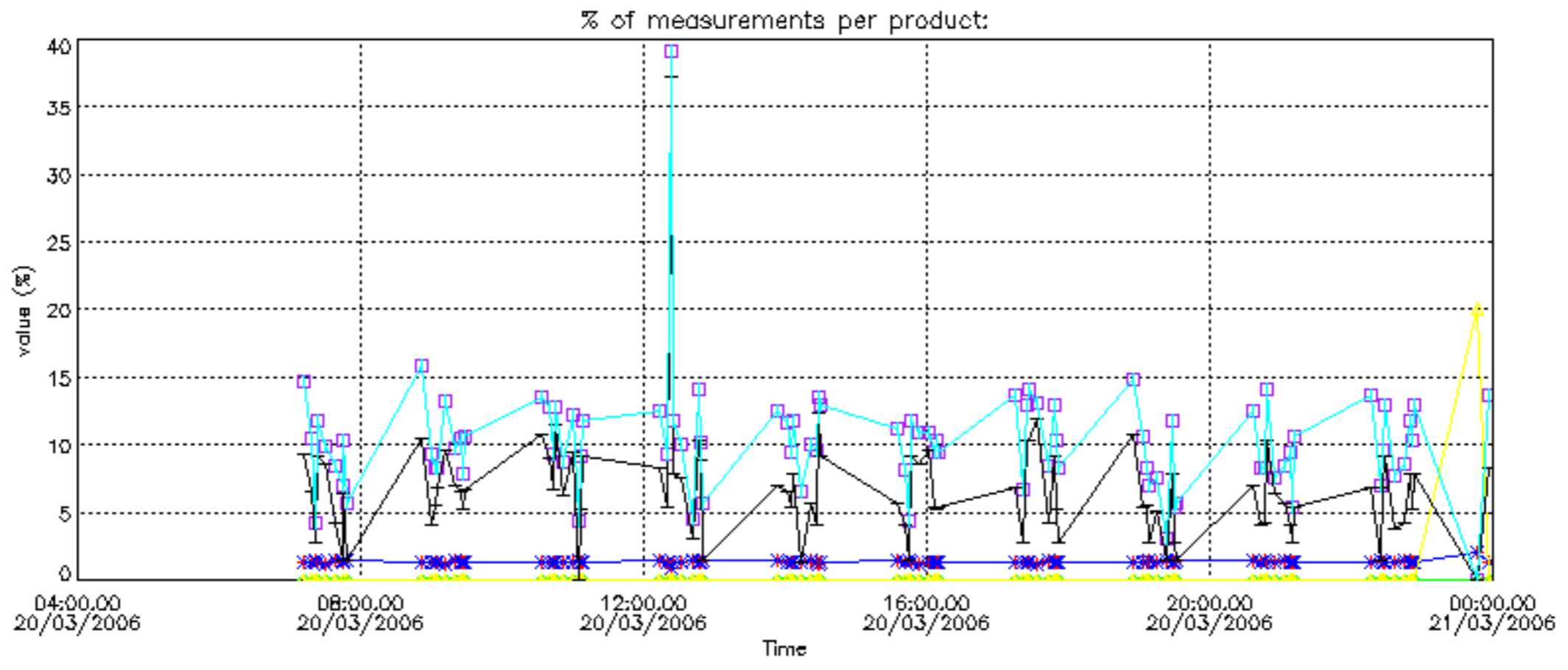
Percentage of flagged data per NO2 profile



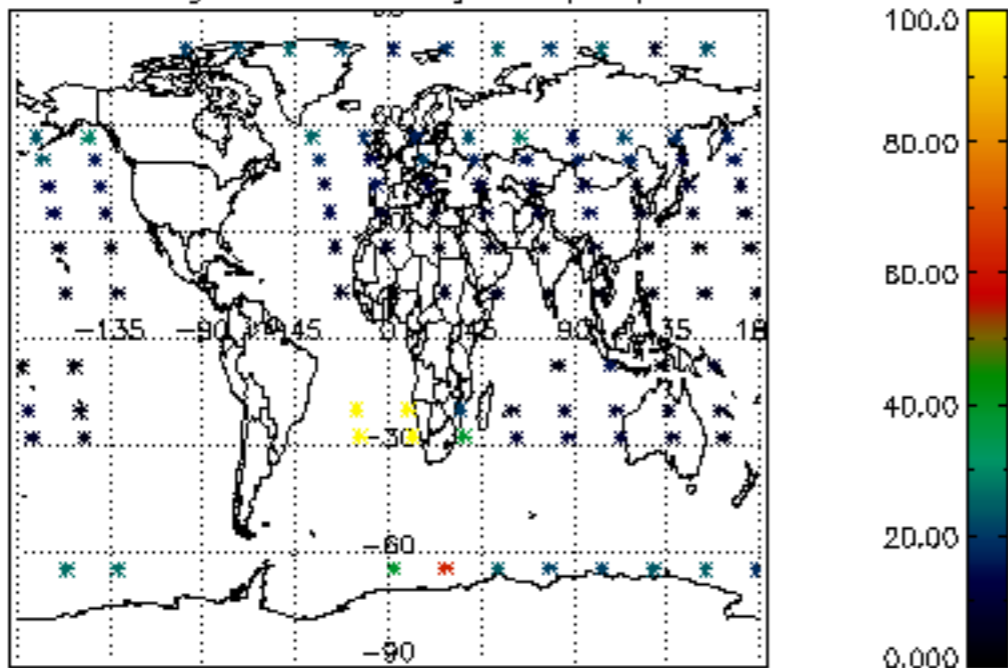
Percentage of flagged data per NO3 profile



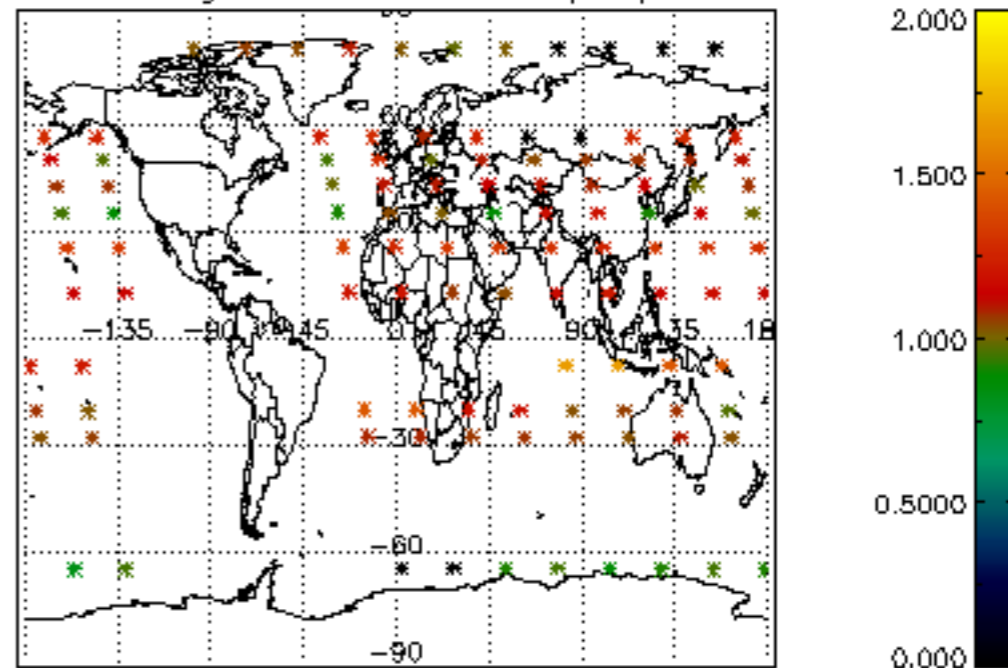




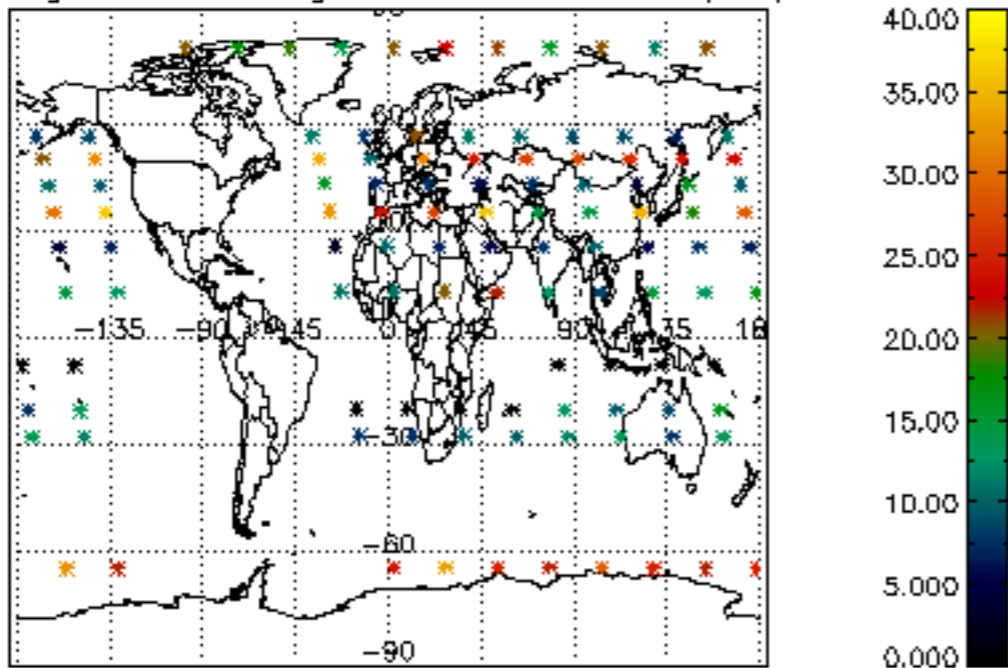
Percentage of cosmic ray hits per profile



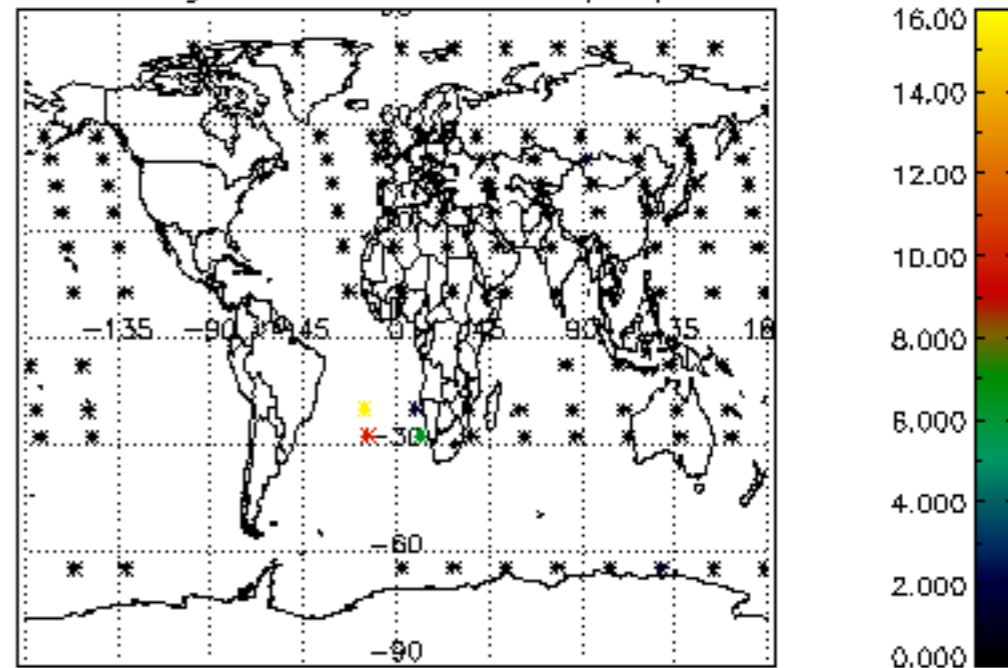
Percentage of datation errors per profile



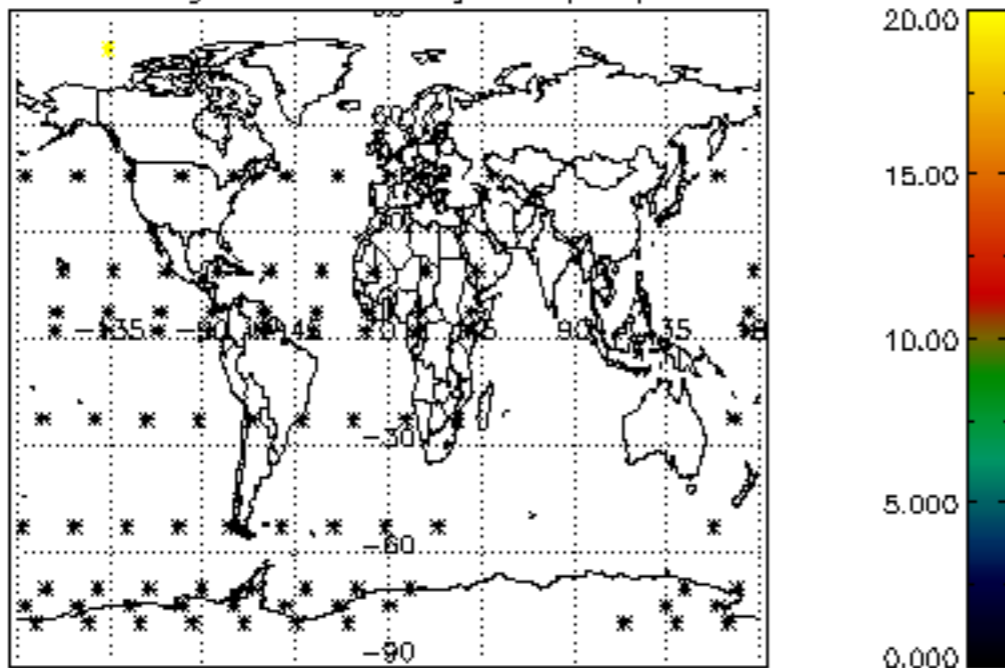
Percentage of star falling outside central band per profile



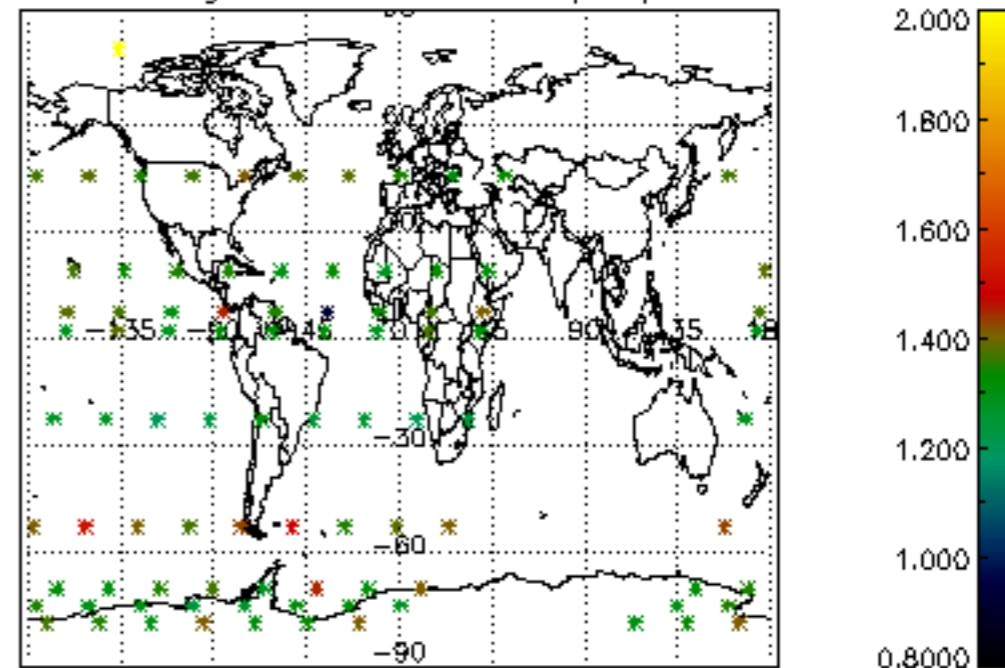
Percentage of saturation errors per profile



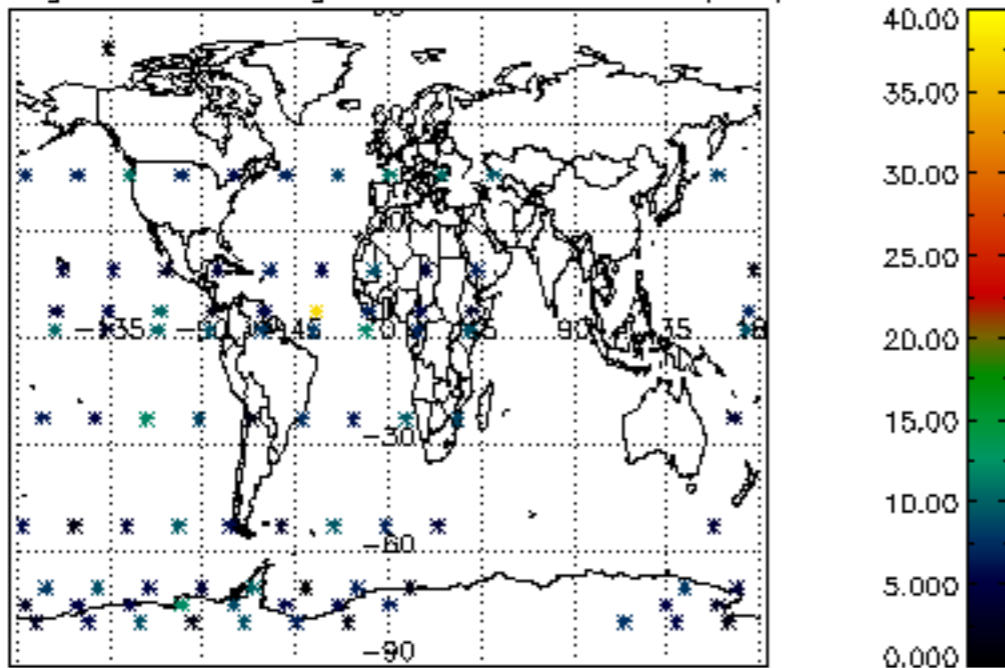
Percentage of cosmic ray hits per profile



Percentage of datation errors per profile



Percentage of star falling outside central band per profile



Percentage of saturation errors per profile

