

GOMOS Level 2 Daily Report

SUMMARY

[1. General Info](#)

[2. Summary of processed GOM_NL_2P products](#)

[3. Level 2 Quality information per product](#)

[3.1 Plot of level 2 quality information per product \(time dependant\)](#)

[3.2 Plot of level 2 quality information per product \(world map\)](#)

[4. Level 1 Quality information per product \(stored on level 2 products\)](#)

[4.1 Plot of level 1 quality information per product \(time dependant\)](#)

[4.1.1 Plot of level 1 quality information per product \(time dependant\): ASCENDING](#)

[4.1.2 Plot of level 1 quality information per product \(time dependant\): DESCENDING](#)

[4.2 Plot of level 1 quality information per product \(world map\)](#)

[4.2.1 Plot of level 1 quality information per product \(world map\): ASCENDING](#)

[4.2.2 Plot of level 1 quality information per product \(world map\): DESCENDING](#)

[5. Ozone profiles based on quality statistics and other trace gas profiles](#)

[5.1 Ozone statistics based on quality of products](#)

[5.2 Plot ozone profiles for all STD \(dark without errors\)](#)

[5.3 Plot ozone profiles where STD < 20% \(dark without errors\)](#)

[5.4. Plot ozone profiles where STD < 10% \(dark without errors\)](#)

[5.5. Plot ozone profiles where STD < 5% \(dark without errors\)](#)

[5.6 Plot NO2 profiles for all STD \(dark without errors\)](#)

[5.7 Plot NO3 profiles for all STD \(dark without errors\)](#)

[5.8 Plot H2O profiles \(only for occultations of stars 1,2,3,4,13,14,16,26,63 dark without errors\) for all STD](#)

[6. Auxiliary Data Files used for the production reported in section 2](#)

This report presents the daily analysis on parameters extracted from GOMOS level 2 data (GOM_NL__2P). It is intended to monitor some important parameters that will impact the quality of these products. A list of level 2 products (and content) that have arrived during the reporting day to the PCF is also given.

Item	Value
Time of report generation	22APR2013 16:50:18
Data source version	GOMOS/6.01
Start time of products	18-03-2006 (18MAR2006 00:00:00)
Stop time of products	19-03-2006 (19MAR2006 00:00:00)
Store outputs in DB	Yes
Nb of level 2 prods	299
Nb of prods with errors	0

2. Summary of processed GOM_NL__2P products.

Nr	Filename	UTC Start time	Limb	Duration	Star Id	Star Name	Star Mag	Star Temp	Nb Meas	Orbit	Prod. error
1	GOM_NL__2PRFIN20060318_000229_000000382046_00059_21155_8390.N1	18-MAR-2006 00:02:29	Bright	37.500	82	48Bet UMa	2.3650	10600.	75	21155	No
2	GOM_NL__2PRFIN20060318_000359_000000382046_00059_21155_8391.N1	18-MAR-2006 00:03:59	Bright	38.000	36	50Alp UMa	1.8000	6300.0	76	21155	No
3	GOM_NL__2PRFIN20060318_001100_000000392046_00059_21155_8392.N1	18-MAR-2006 00:11:00	Bright	39.000	60	7Bet UMi	2.0810	3950.0	78	21155	No
4	GOM_NL__2PRFIN20060318_001917_000000352046_00059_21155_8393.N1	18-MAR-2006 00:19:17	Bright	35.000	89	5Alp Cep	2.4510	8000.0	70	21155	No
5	GOM_NL__2PRFIN20060318_002424_000000352046_00059_21155_8394.N1	18-MAR-2006 00:24:24	Bright	35.000	19	50Alp Cyg	1.2460	10500.	70	21155	No
6	GOM_NL__2PRFIN20060318_002559_000000372046_00059_21155_8395.N1	18-MAR-2006 00:25:59	Bright	37.000	66	37Gam Cyg	2.2080	5900.0	74	21155	No
7	GOM_NL__2PRFIN20060318_002743_000000382046_00059_21155_8396.N1	18-MAR-2006 00:27:43	Bright	37.500	92	53Eps Cyg	2.5000	4500.0	75	21155	No
8	GOM_NL__2PRFIN20060318_003611_000000532046_00059_21155_8397.N1	18-MAR-2006 00:36:11	Twilight	53.000	11	53Alp Aql	0.76500	8000.0	106	21155	No
9	GOM_NL__2PRFIN20060318_004834_000000462046_00059_21155_8398.N1	18-MAR-2006 00:48:34	Dark	45.500	57	34Sig Sgr	2.0660	26000.	91	21155	No
10	GOM_NL__2PRFIN20060318_005204_000000532046_00059_21155_8399.N1	18-MAR-2006 00:52:04	Dark	52.500	38	20Eps Sgr	1.8360	11000.	105	21155	No
11	GOM_NL__2PRFIN20060318_005758_000000462046_00060_21156_8307.N1	18-MAR-2006 00:57:58	Dark	45.500	141	Bet Ara	2.8400	4600.0	91	21156	No
12	GOM_NL__2PRFIN20060318_010137_000000402046_00060_21156_8308.N1	18-MAR-2006 01:01:37	Dark	39.500	134	Bet TrA	2.8100	6600.0	79	21156	No
13	GOM_NL__2PRFIN20060318_010421_000000442046_00060_21156_8309.N1	18-MAR-2006 01:04:21	Dark	43.500	4	Alp1Cen	-0.010000	5800.0	87	21156	No
14	GOM_NL__2PRFIN20060318_010624_000000472046_00060_21156_8310.N1	18-MAR-2006 01:06:24	Dark	47.000	78	Alp Lup	2.3040	28000.	94	21156	No
15	GOM_NL__2PRFIN20060318_010842_000000522046_00060_21156_8311.N1	18-MAR-2006 01:08:42	Straylight	51.500	26	Gam Cru	1.6240	2900.0	103	21156	No
16	GOM_NL__2PRFIN20060318_011028_000000412046_00060_21156_8312.N1	18-MAR-2006 01:10:28	Straylight	41.000	64	Gam Cen	2.2000	10600.	82	21156	No
17	GOM_NL__2PRFIN20060318_011900_000000462046_00060_21156_8313.N1	18-MAR-2006 01:19:00	Straylight	45.500	171	2Eps Crv	3.0010	4250.0	91	21156	No
18	GOM_NL__2PRFIN20060318_013001_000000362046_00060_21156_8314.N1	18-MAR-2006 01:30:01	Bright	36.000	22	32Alp Leo	1.3600	15200.	72	21156	No
19	GOM_NL__2PRFIN20060318_013214_000000392046_00060_21156_8315.N1	18-MAR-2006 01:32:14	Bright	39.000	51	41Gam1Leo	2.0100	4500.0	78	21156	No
20	GOM_NL__2PRFIN20060318_013952_000000392046_00060_21156_8316.N1	18-MAR-2006 01:39:52	Bright	39.000	174	52Psi UMa	3.0040	4400.0	78	21156	No
21	GOM_NL__2PRFIN20060318_014305_000000372046_00060_21156_8317.N1	18-MAR-2006 01:43:05	Bright	36.500	82	48Bet UMa	2.3650	10600.	73	21156	No
22	GOM_NL__2PRFIN20060318_014435_000000392046_00060_21156_8318.N1	18-MAR-2006 01:44:35	Bright	39.000	36	50Alp UMa	1.8000	6300.0	78	21156	No
23	GOM_NL__2PRFIN20060318_015136_000000392046_00060_21156_8319.N1	18-MAR-2006 01:51:36	Bright	38.500	60	7Bet UMi	2.0810	3950.0	77	21156	No
24	GOM_NL__2PRFIN20060318_015952_000000362046_00060_21156_8320.N1	18-MAR-2006 01:59:52	Bright	35.500	89	5Alp Cep	2.4510	8000.0	71	21156	No
25	GOM_NL__2PRFIN20060318_020500_000000372046_00060_21156_8321.N1	18-MAR-2006 02:05:00	Bright	37.000	19	50Alp Cyg	1.2460	10500.	74	21156	No
26	GOM_NL__2PRFIN20060318_020635_000000372046_00060_21156_8322.N1	18-MAR-2006 02:06:35	Bright	36.500	66	37Gam Cyg	2.2080	5900.0	73	21156	No
27	GOM_NL__2PRFIN20060318_020819_000000382046_00060_21156_8323.N1	18-MAR-2006 02:08:19	Bright	37.500	92	53Eps Cyg	2.5000	4500.0	75	21156	No
28	GOM_NL__2PRFIN20060318_021647_000000582046_00060_21156_8324.N1	18-MAR-2006 02:16:47	Twilight	57.500	11	53Alp Aql	0.76500	8000.0	115	21156	No
29	GOM_NL__2PRFIN20060318_022707_000000472046_00060_21156_8325.N1	18-MAR-2006 02:27:07	Dark	46.500	155	41Pi Sgr	2.9000	6600.0	93	21156	No
30	GOM_NL__2PRFIN20060318_022911_000000492046_00060_21156_8326.N1	18-MAR-2006 02:29:11	Dark	48.500	57	34Sig Sgr	2.0660	26000.	97	21156	No
31	GOM_NL__2PRFIN20060318_023241_000000452046_00060_21156_8327.N1	18-MAR-2006 02:32:41	Dark	44.500	38	20Eps Sgr	1.8360	11000.	89	21156	No
32	GOM_NL__2PRFIN20060318_023834_000000452046_00061_21157_8307.N1	18-MAR-2006 02:38:34	Dark	44.500	141	Bet Ara	2.8400	4600.0	89	21157	No
33	GOM_NL__2PRFIN20060318_024213_000000382046_00061_21157_8308.N1	18-MAR-2006 02:42:13	Dark	37.500	134	Bet TrA	2.8100	6600.0	75	21157	No
34	GOM_NL__2PRFIN20060318_024457_000000452046_00061_21157_8309.N1	18-MAR-2006 02:44:57	Dark	45.000	4	Alp1Cen	-0.010000	5800.0	90	21157	No
35	GOM_NL__2PRFIN20060318_024700_000000472046_00061_21157_8310.N1	18-MAR-2006 02:47:00	Dark	46.500	78	Alp Lup	2.3040	28000.	93	21157	No
36	GOM_NL__2PRFIN20060318_024918_000000462046_00061_21157_8311.N1	18-MAR-2006 02:49:18	Straylight	45.500	26	Gam Cru	1.6240	2900.0	91	21157	No
37	GOM_NL__2PRFIN20060318_025104_000000412046_00061_21157_8312.N1	18-MAR-2006 02:51:04	Straylight	40.500	64	Gam Cen	2.2000	10600.	81	21157	No
38	GOM_NL__2PRFIN20060318_025936_000000492046_00061_21157_8313.N1	18-MAR-2006 02:59:36	Straylight	49.000	171	2Eps Crv	3.0010	4250.0	98	21157	No
39	GOM_NL__2PRFIN20060318_031037_000000382046_00061_21157_8314.N1	18-MAR-2006 03:10:37	Bright	37.500	22	32Alp Leo	1.3600	15200.	75	21157	No
40	GOM_NL__2PRFIN20060318_031250_000000382046_00061_21157_8315.N1	18-MAR-2006 03:12:50	Bright	38.000	51	41Gam1Leo	2.0100	4500.0	76	21157	No
41	GOM_NL__2PRFIN20060318_032028_000000382046_00061_21157_8316.N1	18-MAR-2006 03:20:28	Bright	38.000	174	52Psi UMa	3.0040	4400.0	76	21157	No
42	GOM_NL__2PRFIN20060318_032340_000000372046_00061_21157_8317.N1	18-MAR-2006 03:23:40	Bright	36.500	82	48Bet UMa	2.3650	10600.	73	21157	No

43	GOM_NL__2PRFIN20060318_032510_000000382046_00061_21157_8318.N1	18-MAR-2006 03:25:10	Bright	38.000	36	50Alp UMa	1.8000	6300.0	76	21157	No
44	GOM_NL__2PRFIN20060318_033212_000000402046_00061_21157_8319.N1	18-MAR-2006 03:32:12	Bright	39.500	60	7Bet UMi	2.0810	3950.0	79	21157	No
45	GOM_NL__2PRFIN20060318_034028_000000362046_00061_21157_8320.N1	18-MAR-2006 03:40:28	Bright	35.500	89	5Alp Cep	2.4510	8000.0	71	21157	No
46	GOM_NL__2PRFIN20060318_034536_000000382046_00061_21157_8321.N1	18-MAR-2006 03:45:36	Bright	37.500	19	50Alp Cyg	1.2460	10500.	75	21157	No
47	GOM_NL__2PRFIN20060318_034711_000000382046_00061_21157_8322.N1	18-MAR-2006 03:47:11	Bright	38.000	66	37Gam Cyg	2.2080	5900.0	76	21157	No
48	GOM_NL__2PRFIN20060318_034855_000000372046_00061_21157_8323.N1	18-MAR-2006 03:48:55	Bright	37.000	92	53Eps Cyg	2.5000	4500.0	74	21157	No
49	GOM_NL__2PRFIN20060318_035723_000000502046_00061_21157_8324.N1	18-MAR-2006 03:57:23	Twilight	49.500	11	53Alp Aql	0.76500	8000.0	99	21157	No
50	GOM_NL__2PRFIN20060318_040744_000000462046_00061_21157_8325.N1	18-MAR-2006 04:07:44	Dark	46.000	155	41Pi Sgr	2.9000	6600.0	92	21157	No
51	GOM_NL__2PRFIN20060318_040948_000000462046_00061_21157_8326.N1	18-MAR-2006 04:09:48	Dark	46.000	57	34Sig Sgr	2.0660	26000.	92	21157	No
52	GOM_NL__2PRFIN20060318_041318_000000482046_00061_21157_8327.N1	18-MAR-2006 04:13:18	Dark	47.500	38	20Eps Sgr	1.8360	11000.	95	21157	No
53	GOM_NL__2PRFIN20060318_041911_000000432046_00062_21158_8307.N1	18-MAR-2006 04:19:11	Dark	42.500	141	Bet Ara	2.8400	4600.0	85	21158	No
54	GOM_NL__2PRFIN20060318_042250_000000412046_00062_21158_8308.N1	18-MAR-2006 04:22:50	Dark	41.000	134	Bet TrA	2.8100	6600.0	82	21158	No
55	GOM_NL__2PRFIN20060318_042534_000000572046_00062_21158_8309.N1	18-MAR-2006 04:25:34	Dark	56.500	4	Alp1Cen	-0.010000	5800.0	113	21158	No
56	GOM_NL__2PRFIN20060318_042737_000000462046_00062_21158_8310.N1	18-MAR-2006 04:27:37	Dark	45.500	78	Alp Lup	2.3040	28000.	91	21158	No
57	GOM_NL__2PRFIN20060318_042955_000000452046_00062_21158_8311.N1	18-MAR-2006 04:29:55	Straylight	44.500	26	Gam Cru	1.6240	2900.0	89	21158	No
58	GOM_NL__2PRFIN20060318_043140_000000442046_00062_21158_8312.N1	18-MAR-2006 04:31:40	Straylight	43.500	64	Gam Cen	2.2000	10600.	87	21158	No
59	GOM_NL__2PRFIN20060318_044012_000000502046_00062_21158_8313.N1	18-MAR-2006 04:40:12	Straylight	49.500	171	2Eps Crv	3.0010	4250.0	99	21158	No
60	GOM_NL__2PRFIN20060318_045113_000000372046_00062_21158_8314.N1	18-MAR-2006 04:51:13	Bright	37.000	22	32Alp Leo	1.3600	15200.	74	21158	No
61	GOM_NL__2PRFIN20060318_045326_000000382046_00062_21158_8315.N1	18-MAR-2006 04:53:26	Bright	37.500	51	41Gam1Leo	2.0100	4500.0	75	21158	No
62	GOM_NL__2PRFIN20060318_050103_000000402046_00062_21158_8316.N1	18-MAR-2006 05:01:03	Bright	39.500	174	52Psi UMa	3.0040	4400.0	79	21158	No
63	GOM_NL__2PRFIN20060318_050416_000000372046_00062_21158_8317.N1	18-MAR-2006 05:04:16	Bright	36.500	82	48Bet UMa	2.3650	10600.	73	21158	No
64	GOM_NL__2PRFIN20060318_050546_000000392046_00062_21158_8318.N1	18-MAR-2006 05:05:46	Bright	38.500	36	50Alp UMa	1.8000	6300.0	77	21158	No
65	GOM_NL__2PRFIN20060318_051247_000000412046_00062_21158_8319.N1	18-MAR-2006 05:12:47	Bright	40.500	60	7Bet UMi	2.0810	3950.0	81	21158	No
66	GOM_NL__2PRFIN20060318_052104_000000372046_00062_21158_8320.N1	18-MAR-2006 05:21:04	Bright	37.000	89	5Alp Cep	2.4510	8000.0	74	21158	No
67	GOM_NL__2PRFIN20060318_052612_000000372046_00062_21158_8321.N1	18-MAR-2006 05:26:12	Bright	37.000	19	50Alp Cyg	1.2460	10500.	74	21158	No
68	GOM_NL__2PRFIN20060318_052747_000000382046_00062_21158_8322.N1	18-MAR-2006 05:27:47	Bright	37.500	66	37Gam Cyg	2.2080	5900.0	75	21158	No
69	GOM_NL__2PRFIN20060318_052931_000000362046_00062_21158_8323.N1	18-MAR-2006 05:29:31	Bright	35.500	92	53Eps Cyg	2.5000	4500.0	71	21158	No
70	GOM_NL__2PRFIN20060318_053800_000000502046_00062_21158_8324.N1	18-MAR-2006 05:38:00	Twilight	50.000	11	53Alp Aql	0.76500	8000.0	100	21158	No
71	GOM_NL__2PRFIN20060318_054821_000000512046_00062_21158_8325.N1	18-MAR-2006 05:48:21	Dark	50.500	155	41Pi Sgr	2.9000	6600.0	101	21158	No
72	GOM_NL__2PRFIN20060318_055025_000000482046_00062_21158_8326.N1	18-MAR-2006 05:50:25	Dark	47.500	57	34Sig Sgr	2.0660	26000.	95	21158	No
73	GOM_NL__2PRFIN20060318_055355_000000482046_00062_21158_8327.N1	18-MAR-2006 05:53:55	Dark	47.500	38	20Eps Sgr	1.8360	11000.	95	21158	No
74	GOM_NL__2PRFIN20060318_055948_000000412046_00063_21159_8308.N1	18-MAR-2006 05:59:48	Dark	41.000	141	Bet Ara	2.8400	4600.0	82	21159	No
75	GOM_NL__2PRFIN20060318_060326_000000412046_00063_21159_8309.N1	18-MAR-2006 06:03:26	Dark	40.500	134	Bet TrA	2.8100	6600.0	81	21159	No
76	GOM_NL__2PRFIN20060318_060610_000000572046_00063_21159_8310.N1	18-MAR-2006 06:06:10	Dark	57.000	4	Alp1Cen	-0.010000	5800.0	114	21159	No
77	GOM_NL__2PRFIN20060318_060814_000000492046_00063_21159_8311.N1	18-MAR-2006 06:08:14	Dark	48.500	78	Alp Lup	2.3040	28000.	97	21159	No
78	GOM_NL__2PRFIN20060318_061031_000000442046_00063_21159_8312.N1	18-MAR-2006 06:10:31	Straylight	44.000	26	Gam Cru	1.6240	2900.0	88	21159	No
79	GOM_NL__2PRFIN20060318_061217_000000452046_00063_21159_8313.N1	18-MAR-2006 06:12:17	Straylight	44.500	64	Gam Cen	2.2000	10600.	89	21159	No
80	GOM_NL__2PRFIN20060318_062048_000000472046_00063_21159_8314.N1	18-MAR-2006 06:20:48	Straylight	46.500	171	2Eps Crv	3.0010	4250.0	93	21159	No
81	GOM_NL__2PRFIN20060318_063149_000000382046_00063_21159_8315.N1	18-MAR-2006 06:31:49	Bright	37.500	22	32Alp Leo	1.3600	15200.	75	21159	No
82	GOM_NL__2PRFIN20060318_063402_000000382046_00063_21159_8316.N1	18-MAR-2006 06:34:02	Bright	38.000	51	41Gam1Leo	2.0100	4500.0	76	21159	No
83	GOM_NL__2PRFIN20060318_064139_000000392046_00063_21159_8317.N1	18-MAR-2006 06:41:39	Bright	39.000	174	52Psi UMa	3.0040	4400.0	78	21159	No
84	GOM_NL__2PRFIN20060318_064452_000000372046_00063_21159_8318.N1	18-MAR-2006 06:44:52	Bright	36.500	82	48Bet UMa	2.3650	10600.	73	21159	No
85	GOM_NL__2PRFIN20060318_064622_000000382046_00063_21159_8319.N1	18-MAR-2006 06:46:22	Bright	37.500	36	50Alp UMa	1.8000	6300.0	75	21159	No
86	GOM_NL__2PRFIN20060318_065323_000000412046_00063_21159_8320.N1	18-MAR-2006 06:53:23	Bright	40.500	60	7Bet UMi	2.0810	3950.0	81	21159	No
87	GOM_NL__2PRFIN20060318_070140_000000352046_00063_21159_8321.N1	18-MAR-2006 07:01:40	Bright	34.500	89	5Alp Cep	2.4510	8000.0	69	21159	No
88	GOM_NL__2PRFIN20060318_070648_000000362046_00063_21159_8322.N1	18-MAR-2006 07:06:48	Bright	35.500	19	50Alp Cyg	1.2460	10500.	71	21159	No
89	GOM_NL__2PRFIN20060318_070823_000000392046_00063_21159_8323.N1	18-MAR-2006 07:08:23	Bright	38.500	66	37Gam Cyg	2.2080	5900.0	77	21159	No
90	GOM_NL__2PRFIN20060318_071007_000000372046_00063_21159_8324.N1	18-MAR-2006 07:10:07	Bright	36.500	92	53Eps Cyg	2.5000	4500.0	73	21159	No
91	GOM_NL__2PRFIN20060318_071836_000000522046_00063_21159_8325.N1	18-MAR-2006 07:18:36	Twilight	52.000	11	53Alp Aql	0.76500	8000.0	104	21159	No
92	GOM_NL__2PRFIN20060318_072858_000000492046_00063_21159_8326.N1	18-MAR-2006 07:28:58	Dark	49.000	155	41Pi Sgr	2.9000	6600.0	98	21159	No
93	GOM_NL__2PRFIN20060318_073102_000000462046_00063_21159_8327.N1	18-MAR-2006 07:31:02	Dark	46.000	57	34Sig Sgr	2.0660	26000.	92	21159	No
94	GOM_NL__2PRFIN20060318_073432_000000522046_00063_21159_8328.N1	18-MAR-2006 07:34:32	Dark	51.500	38	20Eps Sgr	1.8360	11000.	103	21159	No
95	GOM_NL__2PRFIN20060318_074024_000000442046_00064_21160_8309.N1	18-MAR-2006 07:40:24	Dark	44.000	141	Bet Ara	2.8400	4600.0	88	21160	No
96	GOM_NL__2PRFIN20060318_074403_000000392046_00064_21160_8310.N1	18-MAR-2006 07:44:03	Dark	38.500	134	Bet TrA	2.8100	6600.0	77	21160	No
97	GOM_NL__2PRFIN20060318_074647_000000452046_00064_21160_8311.N1	18-MAR-2006 07:46:47	Dark	45.000	4	Alp1Cen	-0.010000	5800.0	90	21160	No
98	GOM_NL__2PRFIN20060318_074851_000000472046_00064_21160_8312.N1	18-MAR-2006 07:48:51	Dark	46.500	78	Alp Lup	2.3040	28000.	93	21160	No
99	GOM_NL__2PRFIN20060318_075107_000000542046_00064_21160_8313.N1	18-MAR-2006 07:51:07	Straylight	54.000	26	Gam Cru	1.6240	2900.0	108	21160	No
100	GOM_NL__2PRFIN20060318_075253_000000412046_00064_21160_8314.N1	18-MAR-2006 07:52:53	Straylight	40.500	64	Gam Cen	2.2000	10600.	81	21160	No
101	GOM_NL__2PRFIN20060318_080125_000000492046_00064_21160_8315.N1	18-MAR-2006 08:01:25	Straylight	48.500	171	2Eps Crv	3.0010	4250.0	97	21160	No

102	GOM_NL__2PRFIN20060318_081225_000000382046_00064_21160_8316.N1	18-MAR-2006 08:12:25	Bright	37.500	22	32Alp Leo	1.3600	15200.	75	21160	No
103	GOM_NL__2PRFIN20060318_081438_000000372046_00064_21160_8317.N1	18-MAR-2006 08:14:38	Bright	37.000	51	41Gam1Leo	2.0100	4500.0	74	21160	No
104	GOM_NL__2PRFIN20060318_082215_000000382046_00064_21160_8318.N1	18-MAR-2006 08:22:15	Bright	38.000	174	52Psi UMa	3.0040	4400.0	76	21160	No
105	GOM_NL__2PRFIN20060318_082528_000000392046_00064_21160_8319.N1	18-MAR-2006 08:25:28	Bright	39.000	82	48Bet UMa	2.3650	10600.	78	21160	No
106	GOM_NL__2PRFIN20060318_082658_000000382046_00064_21160_8320.N1	18-MAR-2006 08:26:58	Bright	38.000	36	50Alp UMa	1.8000	6300.0	76	21160	No
107	GOM_NL__2PRFIN20060318_083358_000000392046_00064_21160_8321.N1	18-MAR-2006 08:33:58	Bright	39.000	60	7Bet UMi	2.0810	3950.0	78	21160	No
108	GOM_NL__2PRFIN20060318_084216_000000352046_00064_21160_8322.N1	18-MAR-2006 08:42:16	Bright	35.000	89	5Alp Cep	2.4510	8000.0	70	21160	No
109	GOM_NL__2PRFIN20060318_084724_000000382046_00064_21160_8323.N1	18-MAR-2006 08:47:24	Bright	37.500	19	50Alp Cyg	1.2460	10500.	75	21160	No
110	GOM_NL__2PRFIN20060318_084859_000000372046_00064_21160_8324.N1	18-MAR-2006 08:48:59	Bright	36.500	66	37Gam Cyg	2.2080	5900.0	73	21160	No
111	GOM_NL__2PRFIN20060318_085043_000000372046_00064_21160_8325.N1	18-MAR-2006 08:50:43	Bright	37.000	92	53Eps Cyg	2.5000	4500.0	74	21160	No
112	GOM_NL__2PRFIN20060318_085913_000000522046_00064_21160_8326.N1	18-MAR-2006 08:59:13	Tw_i_and_stray	51.500	11	53Alp Aql	0.76500	8000.0	103	21160	No
113	GOM_NL__2PRFIN20060318_090935_000000462046_00064_21160_8327.N1	18-MAR-2006 09:09:35	Dark	46.000	155	41Pi Sgr	2.9000	6600.0	92	21160	No
114	GOM_NL__2PRFIN20060318_091139_000000462046_00064_21160_8328.N1	18-MAR-2006 09:11:39	Dark	46.000	57	34Sig Sgr	2.0660	26000.	92	21160	No
115	GOM_NL__2PRFIN20060318_091509_000000502046_00064_21160_8329.N1	18-MAR-2006 09:15:09	Dark	49.500	38	20Eps Sgr	1.8360	11000.	99	21160	No
116	GOM_NL__2PRFIN20060318_092101_000000442046_00065_21161_8310.N1	18-MAR-2006 09:21:01	Dark	44.000	141	Bet Ara	2.8400	4600.0	88	21161	No
117	GOM_NL__2PRFIN20060318_092439_000000392046_00065_21161_8311.N1	18-MAR-2006 09:24:39	Dark	38.500	134	Bet TrA	2.8100	6600.0	77	21161	No
118	GOM_NL__2PRFIN20060318_092723_000000572046_00065_21161_8312.N1	18-MAR-2006 09:27:23	Dark	56.500	4	Alp1Cen	-0.010000	5800.0	113	21161	No
119	GOM_NL__2PRFIN20060318_092927_000000462046_00065_21161_8313.N1	18-MAR-2006 09:29:27	Dark	46.000	78	Alp Lup	2.3040	28000.	92	21161	No
120	GOM_NL__2PRFIN20060318_093144_000000462046_00065_21161_8314.N1	18-MAR-2006 09:31:44	Straylight	45.500	26	Gam Cru	1.6240	2900.0	91	21161	No
121	GOM_NL__2PRFIN20060318_093330_000000422046_00065_21161_8315.N1	18-MAR-2006 09:33:30	Straylight	41.500	64	Gam Cen	2.2000	10600.	83	21161	No
122	GOM_NL__2PRFIN20060318_094201_000000472046_00065_21161_8316.N1	18-MAR-2006 09:42:01	Straylight	46.500	171	2Eps Crv	3.0010	4250.0	93	21161	No
123	GOM_NL__2PRFIN20060318_095301_000000382046_00065_21161_8317.N1	18-MAR-2006 09:53:01	Bright	37.500	22	32Alp Leo	1.3600	15200.	75	21161	No
124	GOM_NL__2PRFIN20060318_095513_000000372046_00065_21161_8318.N1	18-MAR-2006 09:55:13	Bright	36.500	51	41Gam1Leo	2.0100	4500.0	73	21161	No
125	GOM_NL__2PRFIN20060318_100250_000000382046_00065_21161_8319.N1	18-MAR-2006 10:02:50	Bright	37.500	174	52Psi UMa	3.0040	4400.0	75	21161	No
126	GOM_NL__2PRFIN20060318_100603_000000372046_00065_21161_8320.N1	18-MAR-2006 10:06:03	Bright	36.500	82	48Bet UMa	2.3650	10600.	73	21161	No
127	GOM_NL__2PRFIN20060318_100733_000000392046_00065_21161_8321.N1	18-MAR-2006 10:07:33	Bright	38.500	36	50Alp UMa	1.8000	6300.0	77	21161	No
128	GOM_NL__2PRFIN20060318_101434_000000402046_00065_21161_8322.N1	18-MAR-2006 10:14:34	Bright	39.500	60	7Bet UMi	2.0810	3950.0	79	21161	No
129	GOM_NL__2PRFIN20060318_102252_000000362046_00065_21161_8323.N1	18-MAR-2006 10:22:52	Bright	35.500	89	5Alp Cep	2.4510	8000.0	71	21161	No
130	GOM_NL__2PRFIN20060318_102800_000000352046_00065_21161_8324.N1	18-MAR-2006 10:28:00	Bright	35.000	19	50Alp Cyg	1.2460	10500.	70	21161	No
131	GOM_NL__2PRFIN20060318_102934_000000362046_00065_21161_8325.N1	18-MAR-2006 10:29:34	Bright	36.000	66	37Gam Cyg	2.2080	5900.0	72	21161	No
132	GOM_NL__2PRFIN20060318_103119_000000372046_00065_21161_8326.N1	18-MAR-2006 10:31:19	Bright	36.500	92	53Eps Cyg	2.5000	4500.0	73	21161	No
133	GOM_NL__2PRFIN20060318_103949_000000522046_00065_21161_8327.N1	18-MAR-2006 10:39:49	Tw_i_and_stray	51.500	11	53Alp Aql	0.76500	8000.0	103	21161	No
134	GOM_NL__2PRFIN20060318_105011_000000492046_00065_21161_8328.N1	18-MAR-2006 10:50:11	Dark	48.500	155	41Pi Sgr	2.9000	6600.0	97	21161	No
135	GOM_NL__2PRFIN20060318_105215_000000462046_00065_21161_8329.N1	18-MAR-2006 10:52:15	Dark	46.000	57	34Sig Sgr	2.0660	26000.	92	21161	No
136	GOM_NL__2PRFIN20060318_105546_000000512046_00065_21161_8330.N1	18-MAR-2006 10:55:46	Dark	51.000	38	20Eps Sgr	1.8360	11000.	102	21161	No
137	GOM_NL__2PRFIN20060318_110137_000000452046_00066_21162_8311.N1	18-MAR-2006 11:01:37	Dark	45.000	141	Bet Ara	2.8400	4600.0	90	21162	No
138	GOM_NL__2PRFIN20060318_110516_000000382046_00066_21162_8312.N1	18-MAR-2006 11:05:16	Dark	38.000	134	Bet TrA	2.8100	6600.0	76	21162	No
139	GOM_NL__2PRFIN20060318_110759_000000542046_00066_21162_8313.N1	18-MAR-2006 11:07:59	Dark	54.000	4	Alp1Cen	-0.010000	5800.0	108	21162	No
140	GOM_NL__2PRFIN20060318_111004_000000482046_00066_21162_8314.N1	18-MAR-2006 11:10:04	Dark	47.500	78	Alp Lup	2.3040	28000.	95	21162	No
141	GOM_NL__2PRFIN20060318_111220_000000462046_00066_21162_8315.N1	18-MAR-2006 11:12:20	Straylight	45.500	26	Gam Cru	1.6240	2900.0	91	21162	No
142	GOM_NL__2PRFIN20060318_111406_000000392046_00066_21162_8316.N1	18-MAR-2006 11:14:06	Straylight	38.500	64	Gam Cen	2.2000	10600.	77	21162	No
143	GOM_NL__2PRFIN20060318_112237_000000462046_00066_21162_8317.N1	18-MAR-2006 11:22:37	Straylight	45.500	171	2Eps Crv	3.0010	4250.0	91	21162	No
144	GOM_NL__2PRFIN20060318_113337_000000382046_00066_21162_8318.N1	18-MAR-2006 11:33:37	Bright	37.500	22	32Alp Leo	1.3600	15200.	75	21162	No
145	GOM_NL__2PRFIN20060318_113549_000000372046_00066_21162_8319.N1	18-MAR-2006 11:35:49	Bright	36.500	51	41Gam1Leo	2.0100	4500.0	73	21162	No
146	GOM_NL__2PRFIN20060318_114326_000000382046_00066_21162_8320.N1	18-MAR-2006 11:43:26	Bright	37.500	174	52Psi UMa	3.0040	4400.0	75	21162	No
147	GOM_NL__2PRFIN20060318_114639_000000382046_00066_21162_8321.N1	18-MAR-2006 11:46:39	Bright	38.000	82	48Bet UMa	2.3650	10600.	76	21162	No
148	GOM_NL__2PRFIN20060318_114809_000000402046_00066_21162_8322.N1	18-MAR-2006 11:48:09	Bright	39.500	36	50Alp UMa	1.8000	6300.0	79	21162	No
149	GOM_NL__2PRFIN20060318_115509_000000422046_00066_21162_8323.N1	18-MAR-2006 11:55:09	Bright	41.500	60	7Bet UMi	2.0810	3950.0	83	21162	No
150	GOM_NL__2PRFIN20060318_120328_000000372046_00066_21162_8324.N1	18-MAR-2006 12:03:28	Bright	36.500	89	5Alp Cep	2.4510	8000.0	73	21162	No
151	GOM_NL__2PRFIN20060318_120836_000000392046_00066_21162_8325.N1	18-MAR-2006 12:08:36	Bright	38.500	19	50Alp Cyg	1.2460	10500.	77	21162	No
152	GOM_NL__2PRFIN20060318_121010_000000392046_00066_21162_8326.N1	18-MAR-2006 12:10:10	Bright	39.000	66	37Gam Cyg	2.2080	5900.0	78	21162	No
153	GOM_NL__2PRFIN20060318_121155_000000392046_00066_21162_8327.N1	18-MAR-2006 12:11:55	Bright	38.500	92	53Eps Cyg	2.5000	4500.0	77	21162	No
154	GOM_NL__2PRFIN20060318_122025_000000542046_00066_21162_8328.N1	18-MAR-2006 12:20:25	Tw_i_and_stray	54.000	11	53Alp Aql	0.76500	8000.0	108	21162	No
155	GOM_NL__2PRFIN20060318_123048_000000472046_00066_21162_8329.N1	18-MAR-2006 12:30:48	Dark	46.500	155	41Pi Sgr	2.9000	6600.0	93	21162	No
156	GOM_NL__2PRFIN20060318_123252_000000462046_00066_21162_8330.N1	18-MAR-2006 12:32:52	Dark	46.000	57	34Sig Sgr	2.0660	26000.	92	21162	No
157	GOM_NL__2PRFIN20060318_123622_000000522046_00066_21162_8331.N1	18-MAR-2006 12:36:22	Dark	51.500	38	20Eps Sgr	1.8360	11000.	103	21162	No
158	GOM_NL__2PRFIN20060318_124214_000000442046_00067_21163_8312.N1	18-MAR-2006 12:42:14	Dark	43.500	141	Bet Ara	2.8400	4600.0	87	21163	No
159	GOM_NL__2PRFIN20060318_124552_000000382046_00067_21163_8313.N1	18-MAR-2006 12:45:52	Dark	37.500	134	Bet TrA	2.8100	6600.0	75	21163	No
160	GOM_NL__2PRFIN20060318_124836_000000442046_00067_21163_8314.N1	18-MAR-2006 12:48:36	Dark	43.500	4	Alp1Cen	-0.010000	5800.0	87	21163	No

161	GOM_NL__2PRFIN20060318_125041_000000452046_00067_21163_8315.N1	18-MAR-2006 12:50:41	Dark	45.000	78	Alp Lup	2.3040	28000.	90	21163	No
162	GOM_NL__2PRFIN20060318_125256_000000502046_00067_21163_8316.N1	18-MAR-2006 12:52:56	Straylight	49.500	26	Gam Cru	1.6240	2900.0	99	21163	No
163	GOM_NL__2PRFIN20060318_125442_000000412046_00067_21163_8317.N1	18-MAR-2006 12:54:42	Straylight	40.500	64	Gam Cen	2.2000	10600.	81	21163	No
164	GOM_NL__2PRFIN20060318_130313_000000502046_00067_21163_8318.N1	18-MAR-2006 13:03:13	Straylight	49.500	171	2Eps Crv	3.0010	4250.0	99	21163	No
165	GOM_NL__2PRFIN20060318_131413_000000372046_00067_21163_8319.N1	18-MAR-2006 13:14:13	Bright	37.000	22	32Alp Leo	1.3600	15200.	74	21163	No
166	GOM_NL__2PRFIN20060318_131625_000000362046_00067_21163_8320.N1	18-MAR-2006 13:16:25	Bright	36.000	51	41Gam1Leo	2.0100	4500.0	72	21163	No
167	GOM_NL__2PRFIN20060318_132401_000000392046_00067_21163_8321.N1	18-MAR-2006 13:24:01	Bright	38.500	174	52Psi UMa	3.0040	4400.0	77	21163	No
168	GOM_NL__2PRFIN20060318_132715_000000482046_00067_21163_8322.N1	18-MAR-2006 13:27:15	Bright	48.000	82	48Bet UMa	2.3650	10600.	96	21163	No
169	GOM_NL__2PRFIN20060318_132845_000000382046_00067_21163_8323.N1	18-MAR-2006 13:28:45	Bright	38.000	36	50Alp UMa	1.8000	6300.0	76	21163	No
170	GOM_NL__2PRFIN20060318_133545_000000412046_00067_21163_8324.N1	18-MAR-2006 13:35:45	Bright	40.500	60	7Bet UMi	2.0810	3950.0	81	21163	No
171	GOM_NL__2PRFIN20060318_134404_000000462046_00067_21163_8325.N1	18-MAR-2006 13:44:04	Bright	46.000	89	5Alp Cep	2.4510	8000.0	92	21163	No
172	GOM_NL__2PRFIN20060318_134912_000000362046_00067_21163_8326.N1	18-MAR-2006 13:49:12	Bright	36.000	19	50Alp Cyg	1.2460	10500.	72	21163	No
173	GOM_NL__2PRFIN20060318_135046_000000382046_00067_21163_8327.N1	18-MAR-2006 13:50:46	Bright	38.000	66	37Gam Cyg	2.2080	5900.0	76	21163	No
174	GOM_NL__2PRFIN20060318_135231_000000372046_00067_21163_8328.N1	18-MAR-2006 13:52:31	Bright	36.500	92	53Eps Cyg	2.5000	4500.0	73	21163	No
175	GOM_NL__2PRFIN20060318_140102_000000562046_00067_21163_8329.N1	18-MAR-2006 14:01:02	Tw_i_and_stray	56.000	11	53Alp Aql	0.76500	8000.0	112	21163	No
176	GOM_NL__2PRFIN20060318_141125_000000492046_00067_21163_8330.N1	18-MAR-2006 14:11:25	Dark	48.500	155	41Pi Sgr	2.9000	6600.0	97	21163	No
177	GOM_NL__2PRFIN20060318_141329_000000442046_00067_21163_8331.N1	18-MAR-2006 14:13:29	Dark	44.000	57	34Sig Sgr	2.0660	26000.	88	21163	No
178	GOM_NL__2PRFIN20060318_141659_000000462046_00067_21163_8332.N1	18-MAR-2006 14:16:59	Dark	46.000	38	20Eps Sgr	1.8360	11000.	92	21163	No
179	GOM_NL__2PRFIN20060318_142250_000000432046_00068_21164_8313.N1	18-MAR-2006 14:22:50	Dark	43.000	141	Bet Ara	2.8400	4600.0	86	21164	No
180	GOM_NL__2PRFIN20060318_142628_000000382046_00068_21164_8314.N1	18-MAR-2006 14:26:28	Dark	37.500	134	Bet TrA	2.8100	6600.0	75	21164	No
181	GOM_NL__2PRFIN20060318_142912_000000572046_00068_21164_8315.N1	18-MAR-2006 14:29:12	Dark	57.000	4	Alp1Cen	-0.010000	5800.0	114	21164	No
182	GOM_NL__2PRFIN20060318_143117_000000462046_00068_21164_8316.N1	18-MAR-2006 14:31:17	Dark	45.500	78	Alp Lup	2.3040	28000.	91	21164	No
183	GOM_NL__2PRFIN20060318_143332_000000522046_00068_21164_8317.N1	18-MAR-2006 14:33:32	Straylight	51.500	26	Gam Cru	1.6240	2900.0	103	21164	No
184	GOM_NL__2PRFIN20060318_143518_000000392046_00068_21164_8318.N1	18-MAR-2006 14:35:18	Straylight	38.500	64	Gam Cen	2.2000	10600.	77	21164	No
185	GOM_NL__2PRFIN20060318_144349_000000512046_00068_21164_8319.N1	18-MAR-2006 14:43:49	Straylight	51.000	171	2Eps Crv	3.0010	4250.0	102	21164	No
186	GOM_NL__2PRFIN20060318_145449_000000372046_00068_21164_8320.N1	18-MAR-2006 14:54:49	Bright	37.000	22	32Alp Leo	1.3600	15200.	74	21164	No
187	GOM_NL__2PRFIN20060318_145701_000000372046_00068_21164_8321.N1	18-MAR-2006 14:57:01	Bright	37.000	51	41Gam1Leo	2.0100	4500.0	74	21164	No
188	GOM_NL__2PRFIN20060318_150437_000000402046_00068_21164_8322.N1	18-MAR-2006 15:04:37	Bright	40.000	174	52Psi UMa	3.0040	4400.0	80	21164	No
189	GOM_NL__2PRFIN20060318_150750_000000382046_00068_21164_8323.N1	18-MAR-2006 15:07:50	Bright	38.000	82	48Bet UMa	2.3650	10600.	76	21164	No
190	GOM_NL__2PRFIN20060318_150920_000000402046_00068_21164_8324.N1	18-MAR-2006 15:09:20	Bright	40.000	36	50Alp UMa	1.8000	6300.0	80	21164	No
191	GOM_NL__2PRFIN20060318_151621_000000432046_00068_21164_8325.N1	18-MAR-2006 15:16:21	Bright	42.500	60	7Bet UMi	2.0810	3950.0	85	21164	No
192	GOM_NL__2PRFIN20060318_152440_000000362046_00068_21164_8326.N1	18-MAR-2006 15:24:40	Bright	36.000	89	5Alp Cep	2.4510	8000.0	72	21164	No
193	GOM_NL__2PRFIN20060318_152948_000000352046_00068_21164_8327.N1	18-MAR-2006 15:29:48	Bright	35.000	19	50Alp Cyg	1.2460	10500.	70	21164	No
194	GOM_NL__2PRFIN20060318_153122_000000362046_00068_21164_8328.N1	18-MAR-2006 15:31:22	Bright	36.000	66	37Gam Cyg	2.2080	5900.0	72	21164	No
195	GOM_NL__2PRFIN20060318_153307_000000362046_00068_21164_8329.N1	18-MAR-2006 15:33:07	Bright	35.500	92	53Eps Cyg	2.5000	4500.0	71	21164	No
196	GOM_NL__2PRFIN20060318_154138_000000542046_00068_21164_8330.N1	18-MAR-2006 15:41:38	Tw_i_and_stray	54.000	11	53Alp Aql	0.76500	8000.0	108	21164	No
197	GOM_NL__2PRFIN20060318_155202_000000482046_00068_21164_8331.N1	18-MAR-2006 15:52:02	Dark	47.500	155	41Pi Sgr	2.9000	6600.0	95	21164	No
198	GOM_NL__2PRFIN20060318_155406_000000512046_00068_21164_8332.N1	18-MAR-2006 15:54:06	Dark	50.500	57	34Sig Sgr	2.0660	26000.	101	21164	No
199	GOM_NL__2PRFIN20060318_155736_000000462046_00068_21164_8333.N1	18-MAR-2006 15:57:36	Dark	46.000	38	20Eps Sgr	1.8360	11000.	92	21164	No
200	GOM_NL__2PRFIN20060318_160327_000000422046_00069_21165_8314.N1	18-MAR-2006 16:03:27	Dark	42.000	141	Bet Ara	2.8400	4600.0	84	21165	No
201	GOM_NL__2PRFIN20060318_160705_000000392046_00069_21165_8315.N1	18-MAR-2006 16:07:05	Dark	39.000	134	Bet TrA	2.8100	6600.0	78	21165	No
202	GOM_NL__2PRFIN20060318_160949_000000432046_00069_21165_8316.N1	18-MAR-2006 16:09:49	Dark	43.000	4	Alp1Cen	-0.010000	5800.0	86	21165	No
203	GOM_NL__2PRFIN20060318_161154_000000462046_00069_21165_8317.N1	18-MAR-2006 16:11:54	Dark	45.500	78	Alp Lup	2.3040	28000.	91	21165	No
204	GOM_NL__2PRFIN20060318_161409_000000512046_00069_21165_8318.N1	18-MAR-2006 16:14:09	Straylight	51.000	26	Gam Cru	1.6240	2900.0	102	21165	No
205	GOM_NL__2PRFIN20060318_161555_000000402046_00069_21165_8319.N1	18-MAR-2006 16:15:55	Straylight	39.500	64	Gam Cen	2.2000	10600.	79	21165	No
206	GOM_NL__2PRFIN20060318_162425_000000512046_00069_21165_8320.N1	18-MAR-2006 16:24:25	Straylight	50.500	171	2Eps Crv	3.0010	4250.0	101	21165	No
207	GOM_NL__2PRFIN20060318_163525_000000372046_00069_21165_8321.N1	18-MAR-2006 16:35:25	Bright	37.000	22	32Alp Leo	1.3600	15200.	74	21165	No
208	GOM_NL__2PRFIN20060318_163737_000000372046_00069_21165_8322.N1	18-MAR-2006 16:37:37	Bright	37.000	51	41Gam1Leo	2.0100	4500.0	74	21165	No
209	GOM_NL__2PRFIN20060318_164513_000000382046_00069_21165_8323.N1	18-MAR-2006 16:45:13	Bright	38.000	174	52Psi UMa	3.0040	4400.0	76	21165	No
210	GOM_NL__2PRFIN20060318_164826_000000372046_00069_21165_8324.N1	18-MAR-2006 16:48:26	Bright	37.000	82	48Bet UMa	2.3650	10600.	74	21165	No
211	GOM_NL__2PRFIN20060318_164956_000000382046_00069_21165_8325.N1	18-MAR-2006 16:49:56	Bright	37.500	36	50Alp UMa	1.8000	6300.0	75	21165	No
212	GOM_NL__2PRFIN20060318_165656_000000402046_00069_21165_8326.N1	18-MAR-2006 16:56:56	Bright	39.500	60	7Bet UMi	2.0810	3950.0	79	21165	No
213	GOM_NL__2PRFIN20060318_170516_000000402046_00069_21165_8327.N1	18-MAR-2006 17:05:16	Bright	39.500	89	5Alp Cep	2.4510	8000.0	79	21165	No
214	GOM_NL__2PRFIN20060318_171024_000000382046_00069_21165_8328.N1	18-MAR-2006 17:10:24	Bright	38.000	19	50Alp Cyg	1.2460	10500.	76	21165	No
215	GOM_NL__2PRFIN20060318_171158_000000392046_00069_21165_8329.N1	18-MAR-2006 17:11:58	Bright	39.000	66	37Gam Cyg	2.2080	5900.0	78	21165	No
216	GOM_NL__2PRFIN20060318_171343_000000382046_00069_21165_8330.N1	18-MAR-2006 17:13:43	Bright	38.000	92	53Eps Cyg	2.5000	4500.0	76	21165	No
217	GOM_NL__2PRFIN20060318_172215_000000532046_00069_21165_8331.N1	18-MAR-2006 17:22:15	Tw_i_and_stray	52.500	11	53Alp Aql	0.76500	8000.0	105	21165	No
218	GOM_NL__2PRFIN20060318_173238_000000452046_00069_21165_8332.N1	18-MAR-2006 17:32:38	Dark	44.500	155	41Pi Sgr	2.9000	6600.0	89	21165	No
219	GOM_NL__2PRFIN20060318_173443_000000462046_00069_21165_8333.N1	18-MAR-2006 17:34:43	Dark	45.500	57	34Sig Sgr	2.0660	26000.	91	21165	No

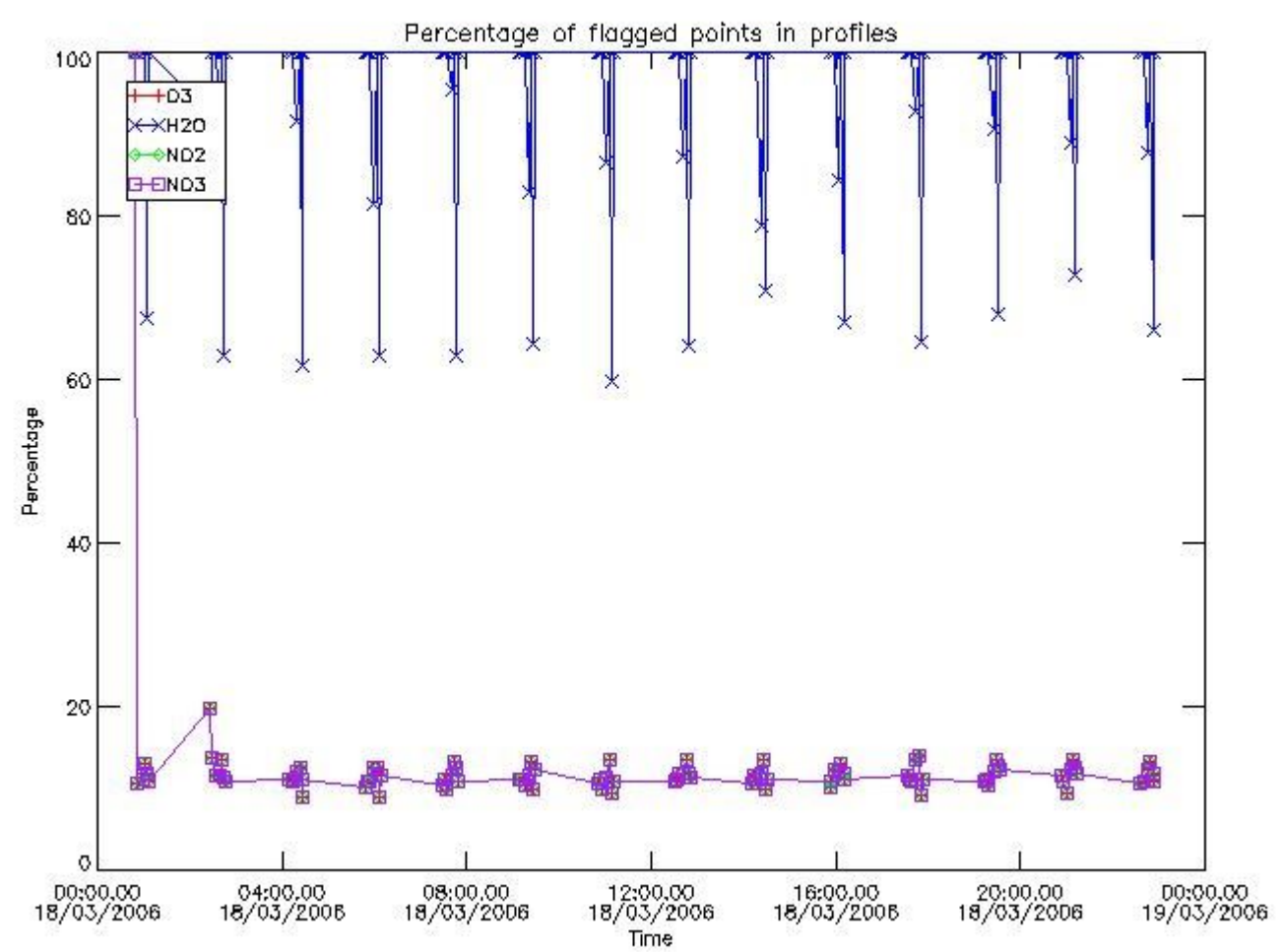
220	GOM_NL__2PRFIN20060318_173813_000000482046_00069_21165_8334.N1	18-MAR-2006 17:38:13	Dark	47.500	38	20Eps Sgr	1.8360	11000.	95	21165	No
221	GOM_NL__2PRFIN20060318_174404_000000422046_00070_21166_8345.N1	18-MAR-2006 17:44:04	Dark	41.500	141	Bet Ara	2.8400	4600.0	83	21166	No
222	GOM_NL__2PRFIN20060318_174742_000000372046_00070_21166_8346.N1	18-MAR-2006 17:47:42	Dark	36.500	134	Bet TrA	2.8100	6600.0	73	21166	No
223	GOM_NL__2PRFIN20060318_175025_000000562046_00070_21166_8347.N1	18-MAR-2006 17:50:25	Dark	55.500	4	Alp1Cen	-0.010000	5800.0	111	21166	No
224	GOM_NL__2PRFIN20060318_175231_000000462046_00070_21166_8348.N1	18-MAR-2006 17:52:31	Dark	45.500	78	Alp Lup	2.3040	28000.	91	21166	No
225	GOM_NL__2PRFIN20060318_175445_000000502046_00070_21166_8349.N1	18-MAR-2006 17:54:45	Straylight	49.500	26	Gam Cru	1.6240	2900.0	99	21166	No
226	GOM_NL__2PRFIN20060318_175631_000000402046_00070_21166_8350.N1	18-MAR-2006 17:56:31	Straylight	40.000	64	Gam Cen	2.2000	10600.	80	21166	No
227	GOM_NL__2PRFIN20060318_180501_000000512046_00070_21166_8351.N1	18-MAR-2006 18:05:01	Straylight	50.500	171	2Eps Crv	3.0010	4250.0	101	21166	No
228	GOM_NL__2PRFIN20060318_181601_000000362046_00070_21166_8352.N1	18-MAR-2006 18:16:01	Bright	36.000	22	32Alp Leo	1.3600	15200.	72	21166	No
229	GOM_NL__2PRFIN20060318_181813_000000372046_00070_21166_8353.N1	18-MAR-2006 18:18:13	Bright	37.000	51	41Gam1Leo	2.0100	4500.0	74	21166	No
230	GOM_NL__2PRFIN20060318_182548_000000392046_00070_21166_8354.N1	18-MAR-2006 18:25:48	Bright	39.000	174	52Psi UMa	3.0040	4400.0	78	21166	No
231	GOM_NL__2PRFIN20060318_182902_000000372046_00070_21166_8355.N1	18-MAR-2006 18:29:02	Bright	36.500	82	48Bet UMa	2.3650	10600.	73	21166	No
232	GOM_NL__2PRFIN20060318_183032_000000382046_00070_21166_8356.N1	18-MAR-2006 18:30:32	Bright	37.500	36	50Alp UMa	1.8000	6300.0	75	21166	No
233	GOM_NL__2PRFIN20060318_183732_000000422046_00070_21166_8357.N1	18-MAR-2006 18:37:32	Bright	42.000	60	7Bet UMi	2.0810	3950.0	84	21166	No
234	GOM_NL__2PRFIN20060318_184552_000000352046_00070_21166_8358.N1	18-MAR-2006 18:45:52	Bright	35.000	89	5Alp Cep	2.4510	8000.0	70	21166	No
235	GOM_NL__2PRFIN20060318_185100_000000392046_00070_21166_8359.N1	18-MAR-2006 18:51:00	Bright	38.500	19	50Alp Cyg	1.2460	10500.	77	21166	No
236	GOM_NL__2PRFIN20060318_185234_000000402046_00070_21166_8360.N1	18-MAR-2006 18:52:34	Bright	39.500	66	37Gam Cyg	2.2080	5900.0	79	21166	No
237	GOM_NL__2PRFIN20060318_185420_000000352046_00070_21166_8361.N1	18-MAR-2006 18:54:20	Bright	35.000	92	53Eps Cyg	2.5000	4500.0	70	21166	No
238	GOM_NL__2PRFIN20060318_190251_000000572046_00070_21166_8362.N1	18-MAR-2006 19:02:51	Tw_i_and_stray	56.500	11	53Alp Aql	0.76500	8000.0	113	21166	No
239	GOM_NL__2PRFIN20060318_191315_000000472046_00070_21166_8363.N1	18-MAR-2006 19:13:15	Dark	46.500	155	41Pi Sgr	2.9000	6600.0	93	21166	No
240	GOM_NL__2PRFIN20060318_191520_000000462046_00070_21166_8364.N1	18-MAR-2006 19:15:20	Dark	46.000	57	34Sig Sgr	2.0660	26000.	92	21166	No
241	GOM_NL__2PRFIN20060318_191850_000000502046_00070_21166_8365.N1	18-MAR-2006 19:18:50	Dark	49.500	38	20Eps Sgr	1.8360	11000.	99	21166	No
242	GOM_NL__2PRFIN20060318_192440_000000432046_00071_21167_8346.N1	18-MAR-2006 19:24:40	Dark	42.500	141	Bet Ara	2.8400	4600.0	85	21167	No
243	GOM_NL__2PRFIN20060318_192818_000000382046_00071_21167_8347.N1	18-MAR-2006 19:28:18	Dark	37.500	134	Bet TrA	2.8100	6600.0	75	21167	No
244	GOM_NL__2PRFIN20060318_193102_000000442046_00071_21167_8348.N1	18-MAR-2006 19:31:02	Dark	44.000	4	Alp1Cen	-0.010000	5800.0	88	21167	No
245	GOM_NL__2PRFIN20060318_193308_000000462046_00071_21167_8349.N1	18-MAR-2006 19:33:08	Dark	45.500	78	Alp Lup	2.3040	28000.	91	21167	No
246	GOM_NL__2PRFIN20060318_193521_000000542046_00071_21167_8350.N1	18-MAR-2006 19:35:21	Straylight	53.500	26	Gam Cru	1.6240	2900.0	107	21167	No
247	GOM_NL__2PRFIN20060318_193708_000000432046_00071_21167_8351.N1	18-MAR-2006 19:37:08	Straylight	43.000	64	Gam Cen	2.2000	10600.	86	21167	No
248	GOM_NL__2PRFIN20060318_194538_000000502046_00071_21167_8352.N1	18-MAR-2006 19:45:38	Straylight	50.000	171	2Eps Crv	3.0010	4250.0	100	21167	No
249	GOM_NL__2PRFIN20060318_195637_000000382046_00071_21167_8353.N1	18-MAR-2006 19:56:37	Bright	37.500	22	32Alp Leo	1.3600	15200.	75	21167	No
250	GOM_NL__2PRFIN20060318_195849_000000372046_00071_21167_8354.N1	18-MAR-2006 19:58:49	Bright	36.500	51	41Gam1Leo	2.0100	4500.0	73	21167	No
251	GOM_NL__2PRFIN20060318_200624_000000402046_00071_21167_8355.N1	18-MAR-2006 20:06:24	Bright	39.500	174	52Psi UMa	3.0040	4400.0	79	21167	No
252	GOM_NL__2PRFIN20060318_200937_000000382046_00071_21167_8356.N1	18-MAR-2006 20:09:37	Bright	37.500	82	48Bet UMa	2.3650	10600.	75	21167	No
253	GOM_NL__2PRFIN20060318_201108_000000372046_00071_21167_8357.N1	18-MAR-2006 20:11:08	Bright	37.000	36	50Alp UMa	1.8000	6300.0	74	21167	No
254	GOM_NL__2PRFIN20060318_201807_000000422046_00071_21167_8358.N1	18-MAR-2006 20:18:07	Bright	42.000	60	7Bet UMi	2.0810	3950.0	84	21167	No
255	GOM_NL__2PRFIN20060318_202628_000000362046_00071_21167_8359.N1	18-MAR-2006 20:26:28	Bright	35.500	89	5Alp Cep	2.4510	8000.0	71	21167	No
256	GOM_NL__2PRFIN20060318_203136_000000352046_00071_21167_8360.N1	18-MAR-2006 20:31:36	Bright	35.000	19	50Alp Cyg	1.2460	10500.	70	21167	No
257	GOM_NL__2PRFIN20060318_203310_000000392046_00071_21167_8361.N1	18-MAR-2006 20:33:10	Bright	38.500	66	37Gam Cyg	2.2080	5900.0	77	21167	No
258	GOM_NL__2PRFIN20060318_203456_000000382046_00071_21167_8362.N1	18-MAR-2006 20:34:56	Bright	37.500	92	53Eps Cyg	2.5000	4500.0	75	21167	No
259	GOM_NL__2PRFIN20060318_204327_000000522046_00071_21167_8363.N1	18-MAR-2006 20:43:27	Tw_i_and_stray	51.500	11	53Alp Aql	0.76500	8000.0	103	21167	No
260	GOM_NL__2PRFIN20060318_205352_000000452046_00071_21167_8364.N1	18-MAR-2006 20:53:52	Dark	44.500	155	41Pi Sgr	2.9000	6600.0	89	21167	No
261	GOM_NL__2PRFIN20060318_205556_000000472046_00071_21167_8365.N1	18-MAR-2006 20:55:56	Dark	46.500	57	34Sig Sgr	2.0660	26000.	93	21167	No
262	GOM_NL__2PRFIN20060318_205927_000000542046_00071_21167_8366.N1	18-MAR-2006 20:59:27	Dark	54.000	38	20Eps Sgr	1.8360	11000.	108	21167	No
263	GOM_NL__2PRFIN20060318_210517_000000422046_00072_21168_8346.N1	18-MAR-2006 21:05:17	Dark	41.500	141	Bet Ara	2.8400	4600.0	83	21168	No
264	GOM_NL__2PRFIN20060318_210854_000000382046_00072_21168_8347.N1	18-MAR-2006 21:08:54	Dark	37.500	134	Bet TrA	2.8100	6600.0	75	21168	No
265	GOM_NL__2PRFIN20060318_211138_000000412046_00072_21168_8348.N1	18-MAR-2006 21:11:38	Dark	41.000	4	Alp1Cen	-0.010000	5800.0	82	21168	No
266	GOM_NL__2PRFIN20060318_211344_000000442046_00072_21168_8349.N1	18-MAR-2006 21:13:44	Dark	43.500	78	Alp Lup	2.3040	28000.	87	21168	No
267	GOM_NL__2PRFIN20060318_211558_000000542046_00072_21168_8350.N1	18-MAR-2006 21:15:58	Straylight	54.000	26	Gam Cru	1.6240	2900.0	108	21168	No
268	GOM_NL__2PRFIN20060318_211744_000000462046_00072_21168_8351.N1	18-MAR-2006 21:17:44	Straylight	46.000	64	Gam Cen	2.2000	10600.	92	21168	No
269	GOM_NL__2PRFIN20060318_212614_000000502046_00072_21168_8352.N1	18-MAR-2006 21:26:14	Straylight	49.500	171	2Eps Crv	3.0010	4250.0	99	21168	No
270	GOM_NL__2PRFIN20060318_213713_000000372046_00072_21168_8353.N1	18-MAR-2006 21:37:13	Bright	36.500	22	32Alp Leo	1.3600	15200.	73	21168	No
271	GOM_NL__2PRFIN20060318_213925_000000382046_00072_21168_8354.N1	18-MAR-2006 21:39:25	Bright	37.500	51	41Gam1Leo	2.0100	4500.0	75	21168	No
272	GOM_NL__2PRFIN20060318_214700_000000372046_00072_21168_8355.N1	18-MAR-2006 21:47:00	Bright	36.500	174	52Psi UMa	3.0040	4400.0	73	21168	No
273	GOM_NL__2PRFIN20060318_215013_000000362046_00072_21168_8356.N1	18-MAR-2006 21:50:13	Bright	35.500	82	48Bet UMa	2.3650	10600.	71	21168	No
274	GOM_NL__2PRFIN20060318_215143_000000392046_00072_21168_8357.N1	18-MAR-2006 21:51:43	Bright	39.000	36	50Alp UMa	1.8000	6300.0	78	21168	No
275	GOM_NL__2PRFIN20060318_215843_000000392046_00072_21168_8358.N1	18-MAR-2006 21:58:43	Bright	38.500	60	7Bet UMi	2.0810	3950.0	77	21168	No
276	GOM_NL__2PRFIN20060318_220704_000000372046_00072_21168_8359.N1	18-MAR-2006 22:07:04	Bright	36.500	89	5Alp Cep	2.4510	8000.0	73	21168	No
277	GOM_NL__2PRFIN20060318_221212_000000382046_00072_21168_8360.N1	18-MAR-2006 22:12:12	Bright	37.500	19	50Alp Cyg	1.2460	10500.	75	21168	No
278	GOM_NL__2PRFIN20060318_221346_000000382046_00072_21168_8361.N1	18-MAR-2006 22:13:46	Bright	38.000	66	37Gam Cyg	2.2080	5900.0	76	21168	No

279	GOM_NL__2PRFIN20060318_221531_000000382046_00072_21168_8362.N1	18-MAR-2006 22:15:31	Bright	38.000	92	53Eps Cyg	2.5000	4500.0	76	21168	No
280	GOM_NL__2PRFIN20060318_222404_000000552046_00072_21168_8363.N1	18-MAR-2006 22:24:04	Twilight	54.500	11	53Alp Aql	0.76500	8000.0	109	21168	No
281	GOM_NL__2PRFIN20060318_223429_000000482046_00072_21168_8364.N1	18-MAR-2006 22:34:29	Dark	48.000	155	41Pi Sgr	2.9000	6600.0	96	21168	No
282	GOM_NL__2PRFIN20060318_224004_000000472046_00072_21168_8365.N1	18-MAR-2006 22:40:04	Dark	47.000	38	20Eps Sgr	1.8360	11000.	94	21168	No
283	GOM_NL__2PRFIN20060318_224553_000000422046_00073_21169_8348.N1	18-MAR-2006 22:45:53	Dark	41.500	141	Bet Ara	2.8400	4600.0	83	21169	No
284	GOM_NL__2PRFIN20060318_224931_000000392046_00073_21169_8349.N1	18-MAR-2006 22:49:31	Dark	38.500	134	Bet TrA	2.8100	6600.0	77	21169	No
285	GOM_NL__2PRFIN20060318_225215_000000432046_00073_21169_8350.N1	18-MAR-2006 22:52:15	Dark	43.000	4	Alp1Cen	-0.010000	5800.0	86	21169	No
286	GOM_NL__2PRFIN20060318_225421_000000472046_00073_21169_8351.N1	18-MAR-2006 22:54:21	Dark	46.500	78	Alp Lup	2.3040	28000.	93	21169	No
287	GOM_NL__2PRFIN20060318_225634_000000472046_00073_21169_8352.N1	18-MAR-2006 22:56:34	Straylight	46.500	26	Gam Cru	1.6240	2900.0	93	21169	No
288	GOM_NL__2PRFIN20060318_225820_000000422046_00073_21169_8353.N1	18-MAR-2006 22:58:20	Straylight	42.000	64	Gam Cen	2.2000	10600.	84	21169	No
289	GOM_NL__2PRFIN20060318_230650_000000492046_00073_21169_8354.N1	18-MAR-2006 23:06:50	Straylight	49.000	171	2Eps Crv	3.0010	4250.0	98	21169	No
290	GOM_NL__2PRFIN20060318_231748_000000382046_00073_21169_8355.N1	18-MAR-2006 23:17:48	Bright	37.500	22	32Alp Leo	1.3600	15200.	75	21169	No
291	GOM_NL__2PRFIN20060318_232001_000000372046_00073_21169_8356.N1	18-MAR-2006 23:20:01	Bright	37.000	51	41Gam1Leo	2.0100	4500.0	74	21169	No
292	GOM_NL__2PRFIN20060318_232735_000000392046_00073_21169_8357.N1	18-MAR-2006 23:27:35	Bright	38.500	174	52Psi UMa	3.0040	4400.0	77	21169	No
293	GOM_NL__2PRFIN20060318_233049_000000372046_00073_21169_8358.N1	18-MAR-2006 23:30:49	Bright	36.500	82	48Bet UMa	2.3650	10600.	73	21169	No
294	GOM_NL__2PRFIN20060318_233219_000000382046_00073_21169_8359.N1	18-MAR-2006 23:32:19	Bright	38.000	36	50Alp UMa	1.8000	6300.0	76	21169	No
295	GOM_NL__2PRFIN20060318_233918_000000392046_00073_21169_8360.N1	18-MAR-2006 23:39:18	Bright	39.000	60	7Bet UMi	2.0810	3950.0	78	21169	No
296	GOM_NL__2PRFIN20060318_234740_000000352046_00073_21169_8361.N1	18-MAR-2006 23:47:40	Bright	35.000	89	5Alp Cep	2.4510	8000.0	70	21169	No
297	GOM_NL__2PRFIN20060318_235247_000000392046_00073_21169_8362.N1	18-MAR-2006 23:52:47	Bright	38.500	19	50Alp Cyg	1.2460	10500.	77	21169	No
298	GOM_NL__2PRFIN20060318_235422_000000362046_00073_21169_8363.N1	18-MAR-2006 23:54:22	Bright	36.000	66	37Gam Cyg	2.2080	5900.0	72	21169	No
299	GOM_NL__2PRFIN20060318_235607_000000362046_00073_21169_8364.N1	18-MAR-2006 23:56:07	Bright	36.000	92	53Eps Cyg	2.5000	4500.0	72	21169	No

3. Quality information per product

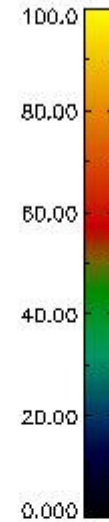
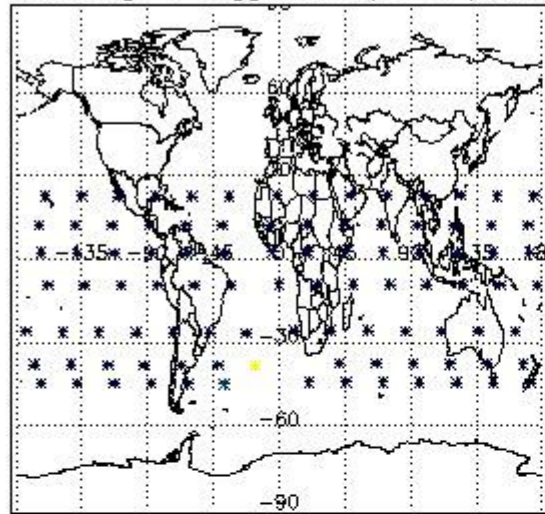
In this section it is plotted some information contained in the Quality Summary data set of the level 2 products. Only products in dark limb conditions and without errors (error flag in the MPH set to "0") are used.

3.1 Plot quality information per product (time dependant)

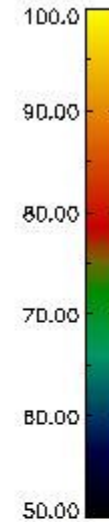
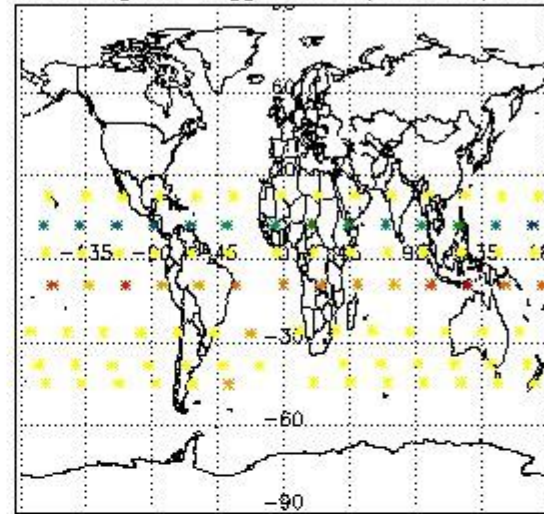


3.2 Plot quality information per product (world map)


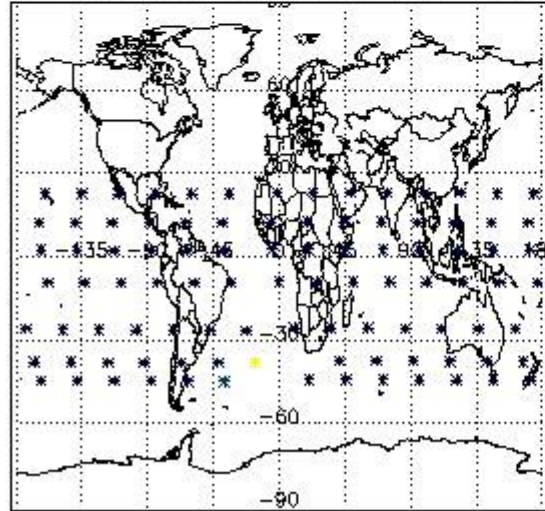
Percentage of flagged data per O3 profile



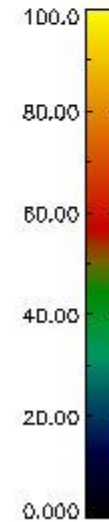
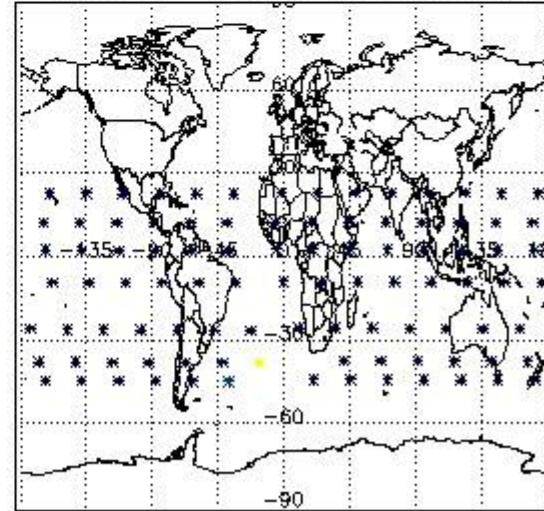
Percentage of flagged data per H2O profile



Percentage of flagged data per NO2 profile



Percentage of flagged data per NO3 profile

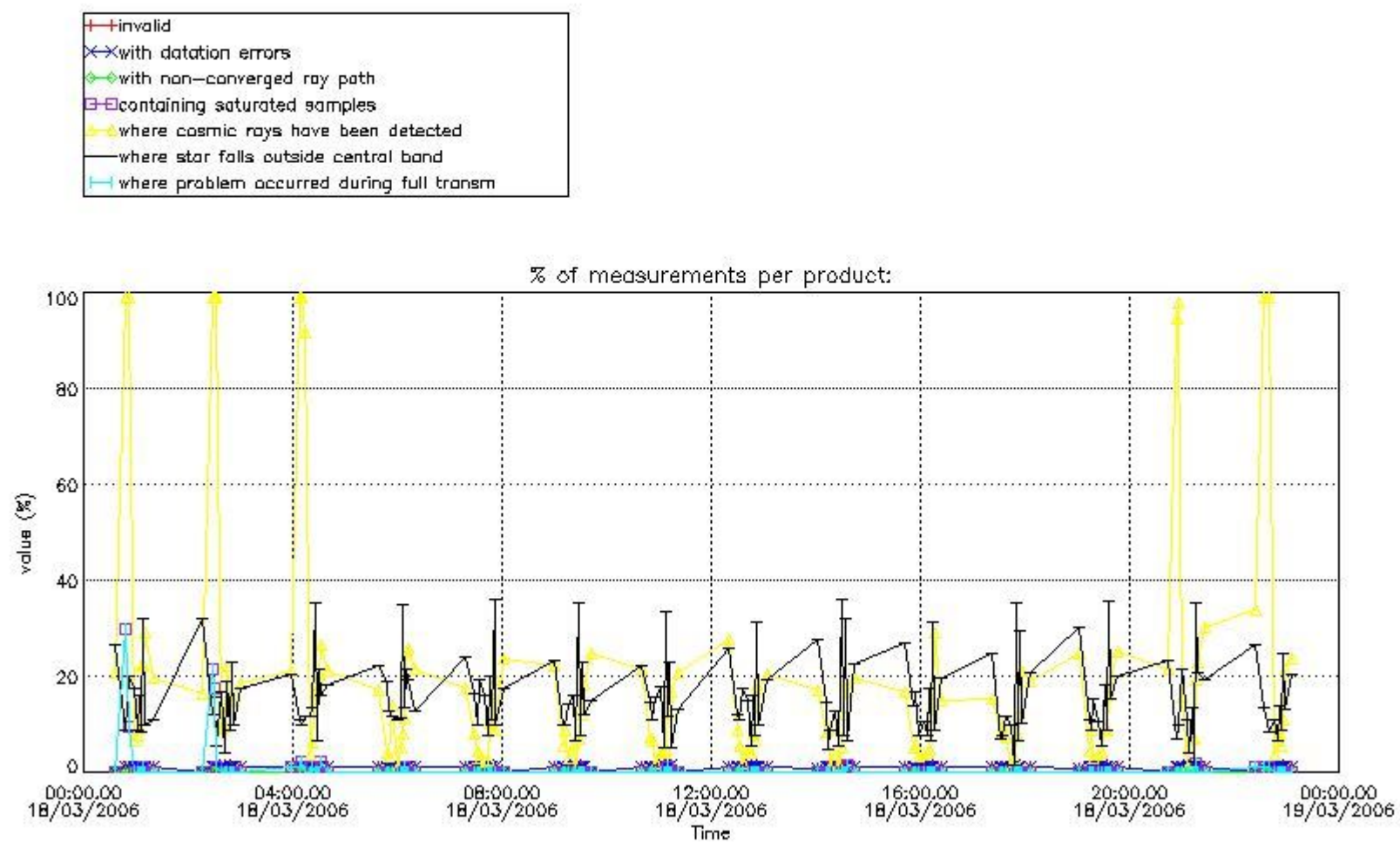


4. Level 1 quality information per product

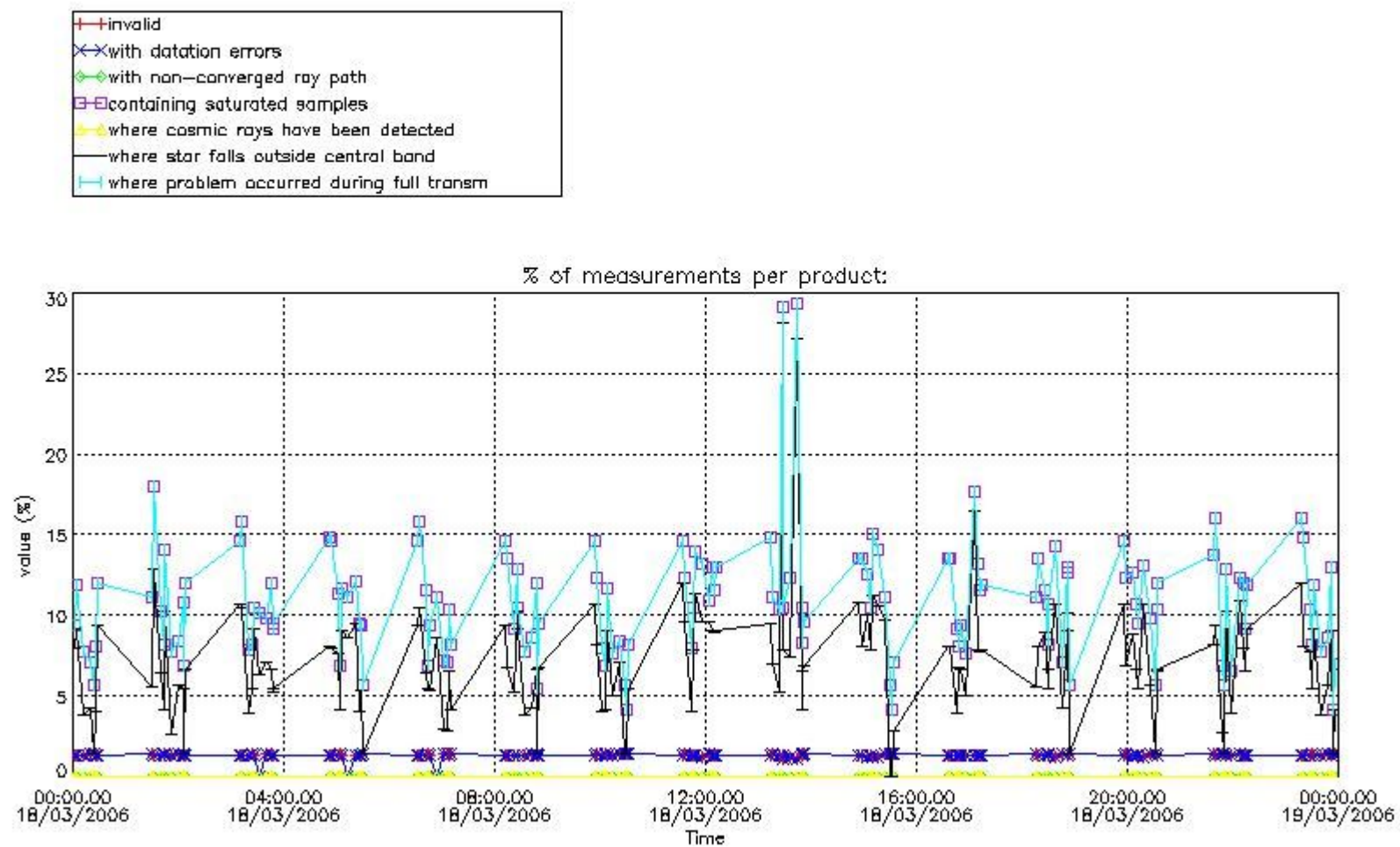
In this section it is plotted some information contained in the Quality Summary data set of the level 2 products that comes from the level 1b processing. Products without errors (error flag in the MPH set to "0") are used.

4.1 Plot quality information per product (time dependant) coming from level 1b processing

4.1.1 Plot level 1 quality information per product (time dependant): ENVISAT ASCENDING passes

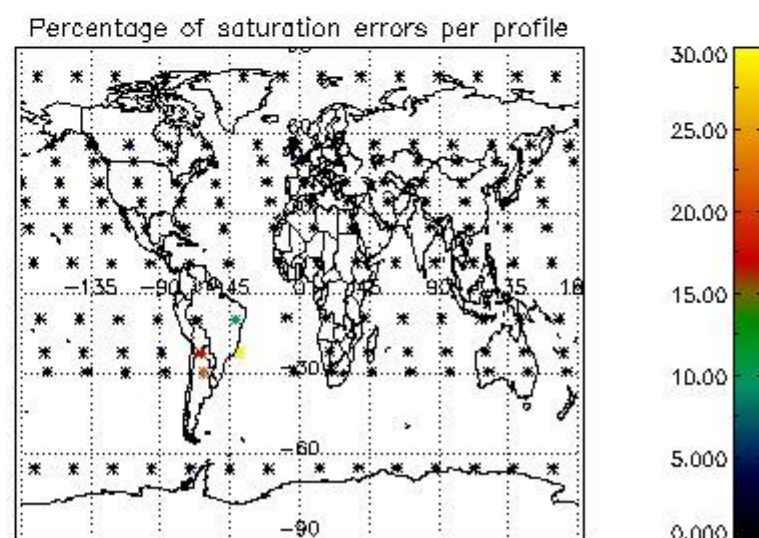
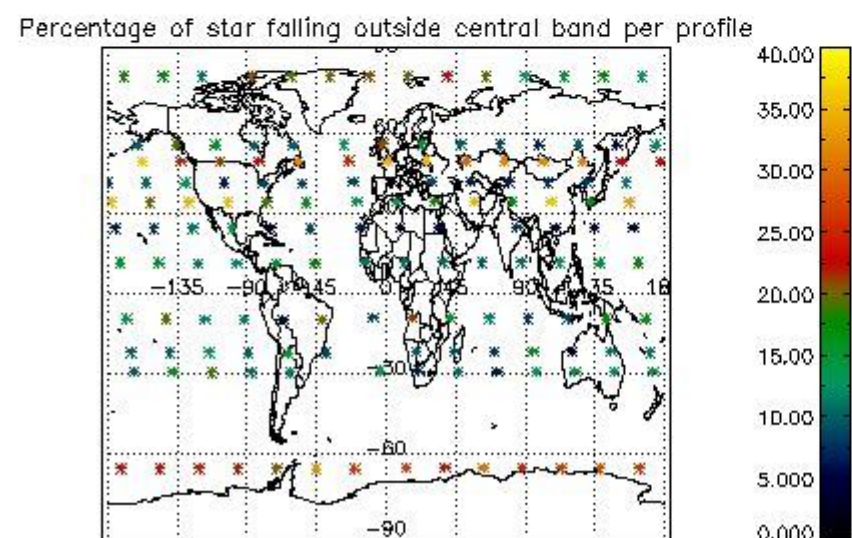
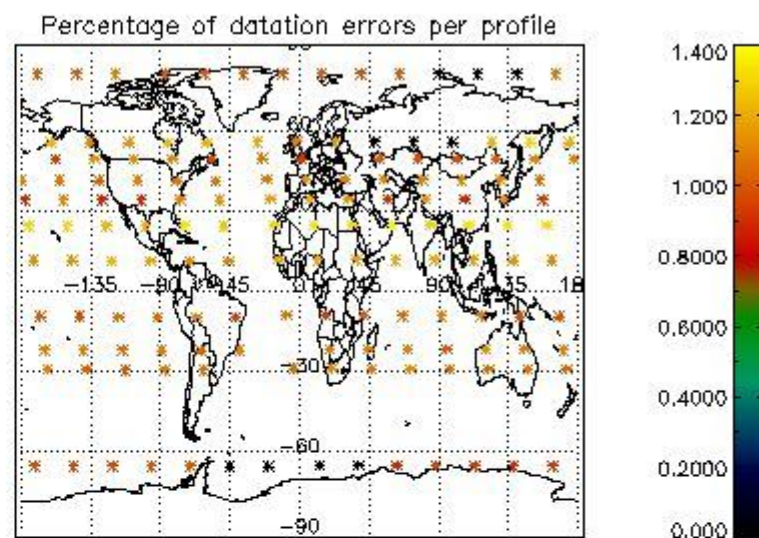
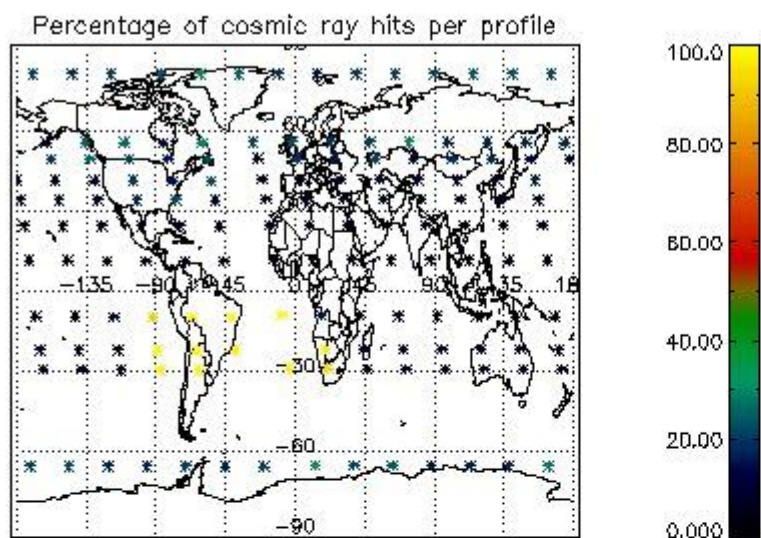


4.1.2 Plot level 1 quality information per product (time dependant): ENVI SAT DESCENDING passes

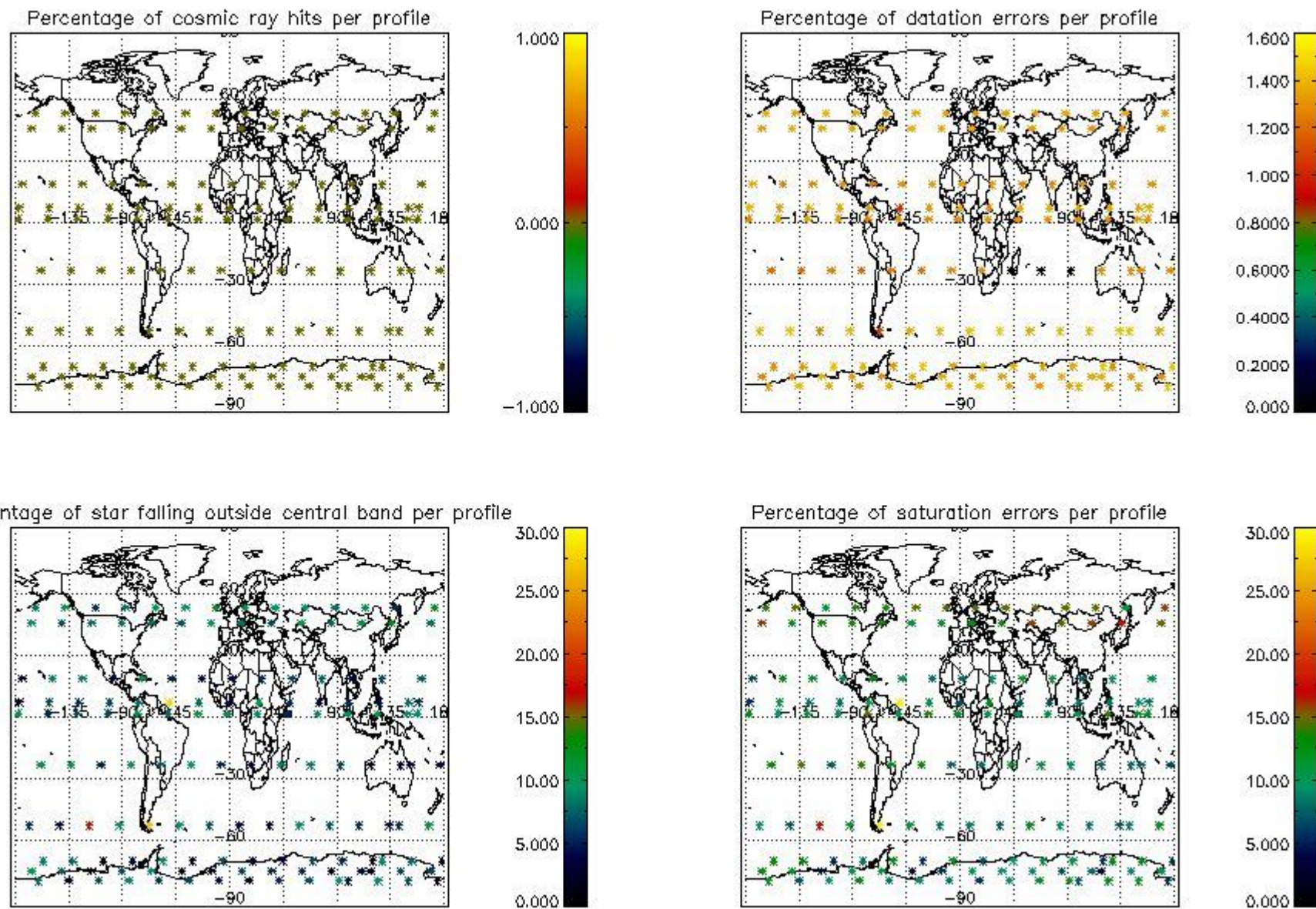


4.2 Plot quality information per product coming from level 1b processing (world map)

4.2.1 Plot level 1 quality information per product (world map): ENVISAT ASCENDING passes



4.2.2 Plot level 1 quality information per product (world map): ENVISAT DESCENDING passes



5. Trace gas profiles

5.1 Ozone statistics based on quality of products

The final quality of the products can be "measured" using the STD (Standard Deviation) attached to every point profile. This information is written to the parameter GOM_NL__2P/NL_LOCAL_SPECIES_DENSITY/o3_std of the level 2 products. The table below shows the statistics for given STD ranges.

The statistics are given with respect to the overall valid production:

- Products without fatal errors: GOM_NL__2P/MPH/PRODUCT_ERR=0
- Valid point profile: GOM_NL__2P/NL_LOCAL_SPECIES_DENSITY/pcd(0)=0

The 'Criteria' is applied to valid points of dark limb products:

- Products in dark limb illumination condition: GOM_NL__2P/NL_SUMMARY_QUALITY/obs_ill_cond=0
- Products without fatal errors: GOM_NL__2P/MPH/PRODUCT_ERR=0
- Valid point profile: GOM_NL__2P/NL_LOCAL_SPECIES_DENSITY/pcd(0)=0

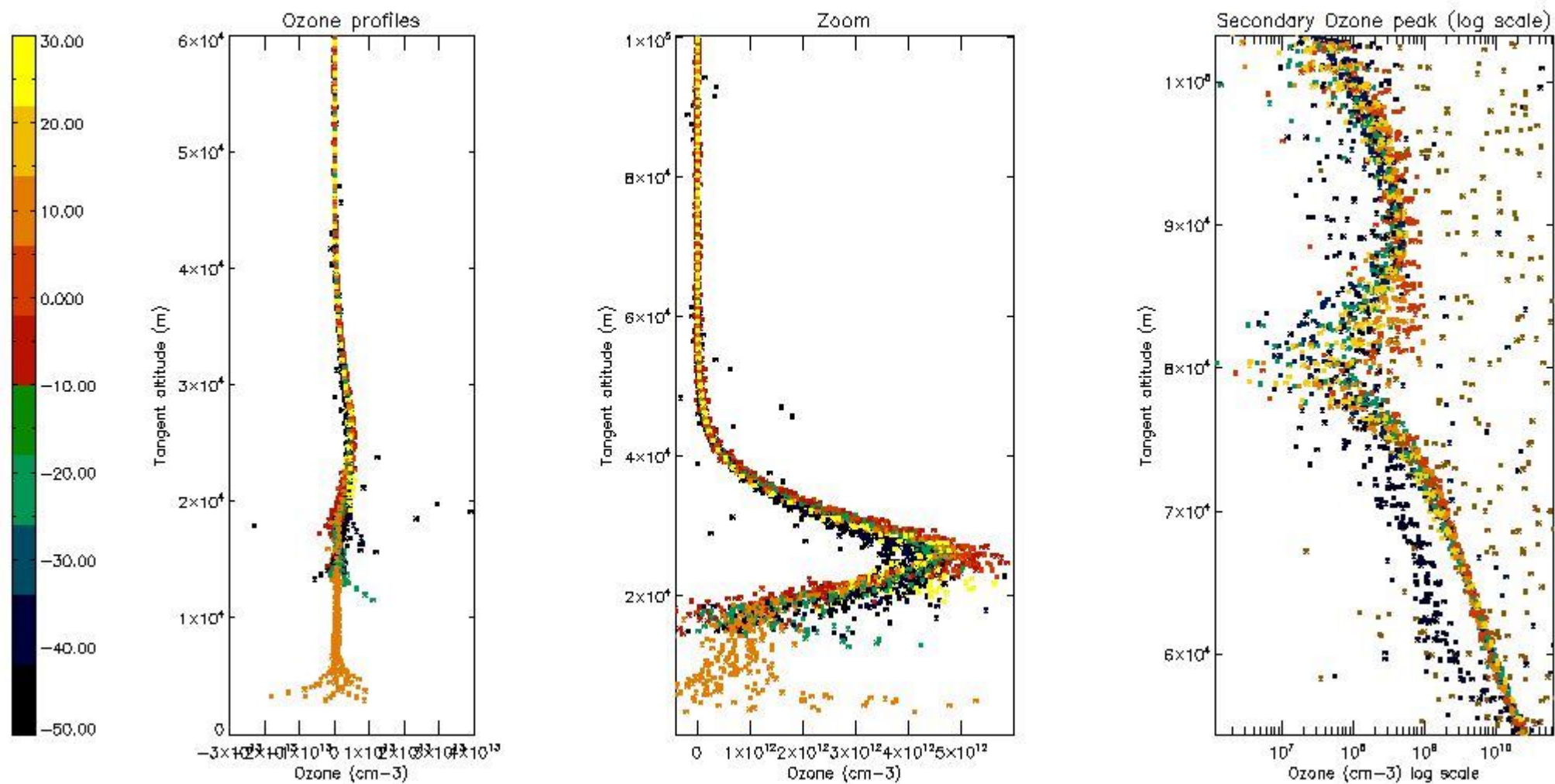
So, the table below shows the percentage of dark limb and valid observations for each criteria with respect to the overall valid daily observations.

Criteria	% of total production
All STD	35
STD < 20	19

STD < 10	15
STD < 5	10

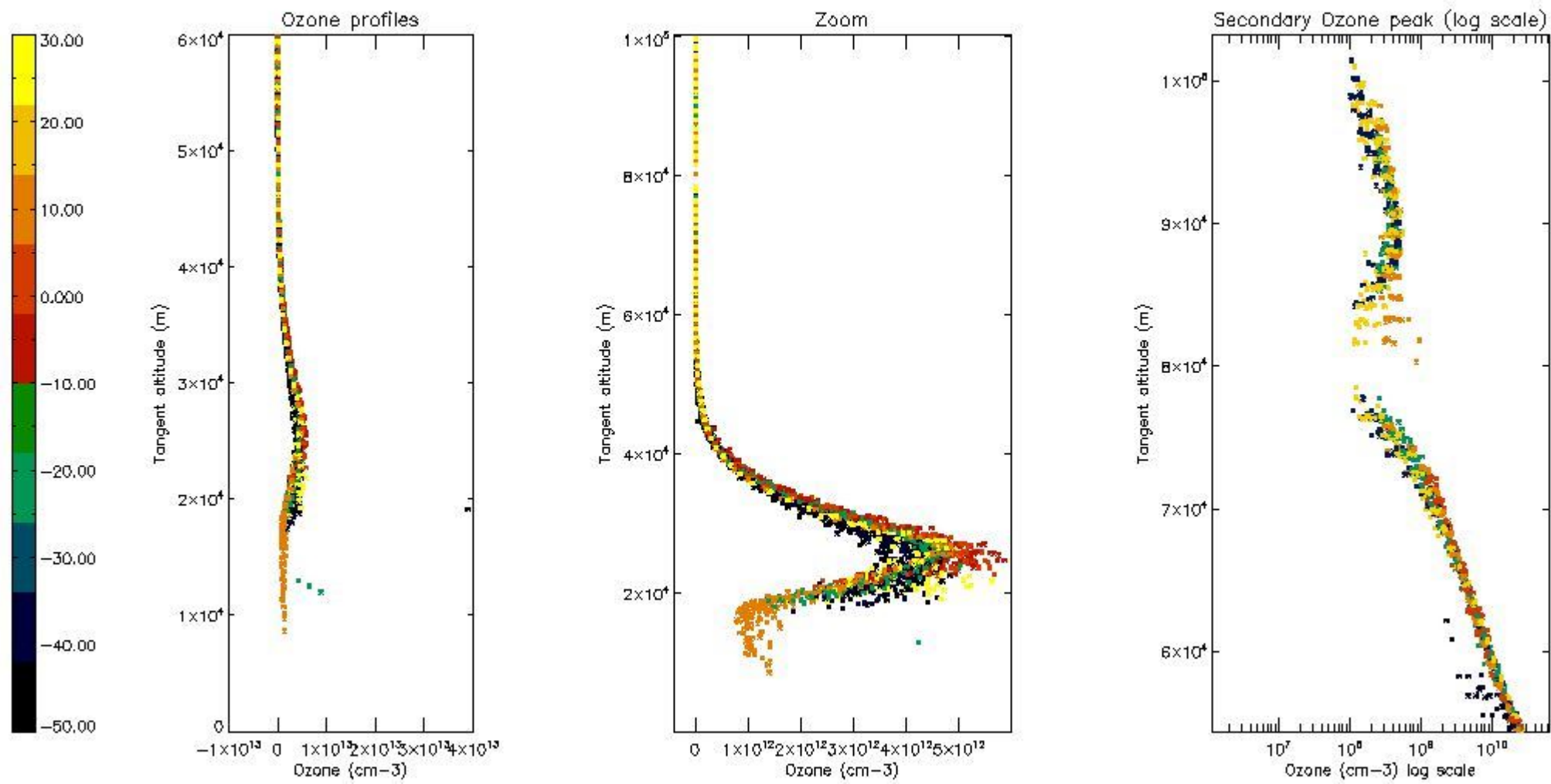
5.2 Plot ozone profiles for all STD (dark without errors)

The colorbar represents the latitude.



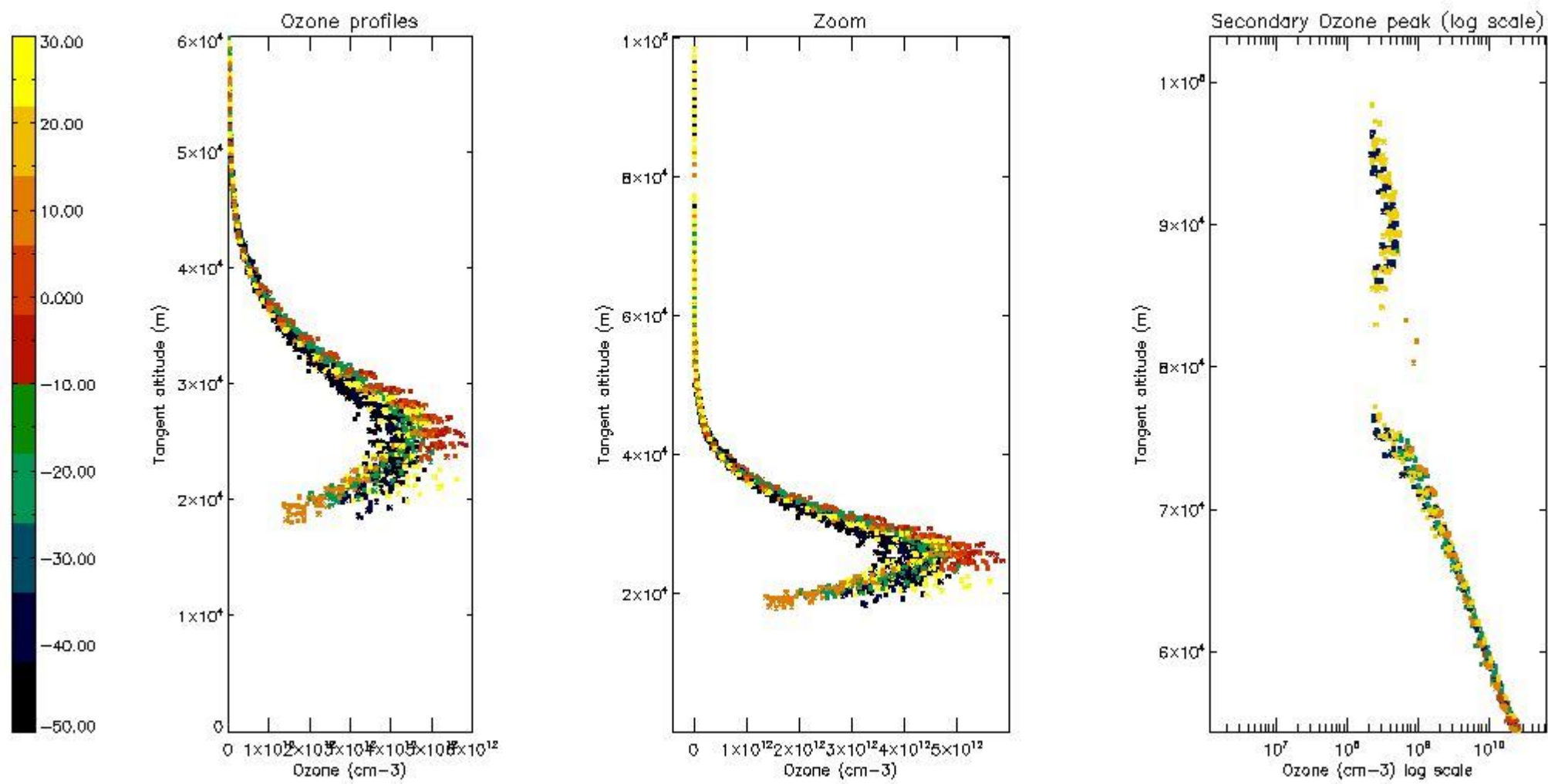
5.3 Plot ozone profiles where STD < 20% (dark without errors)

The colorbar represents the latitude.



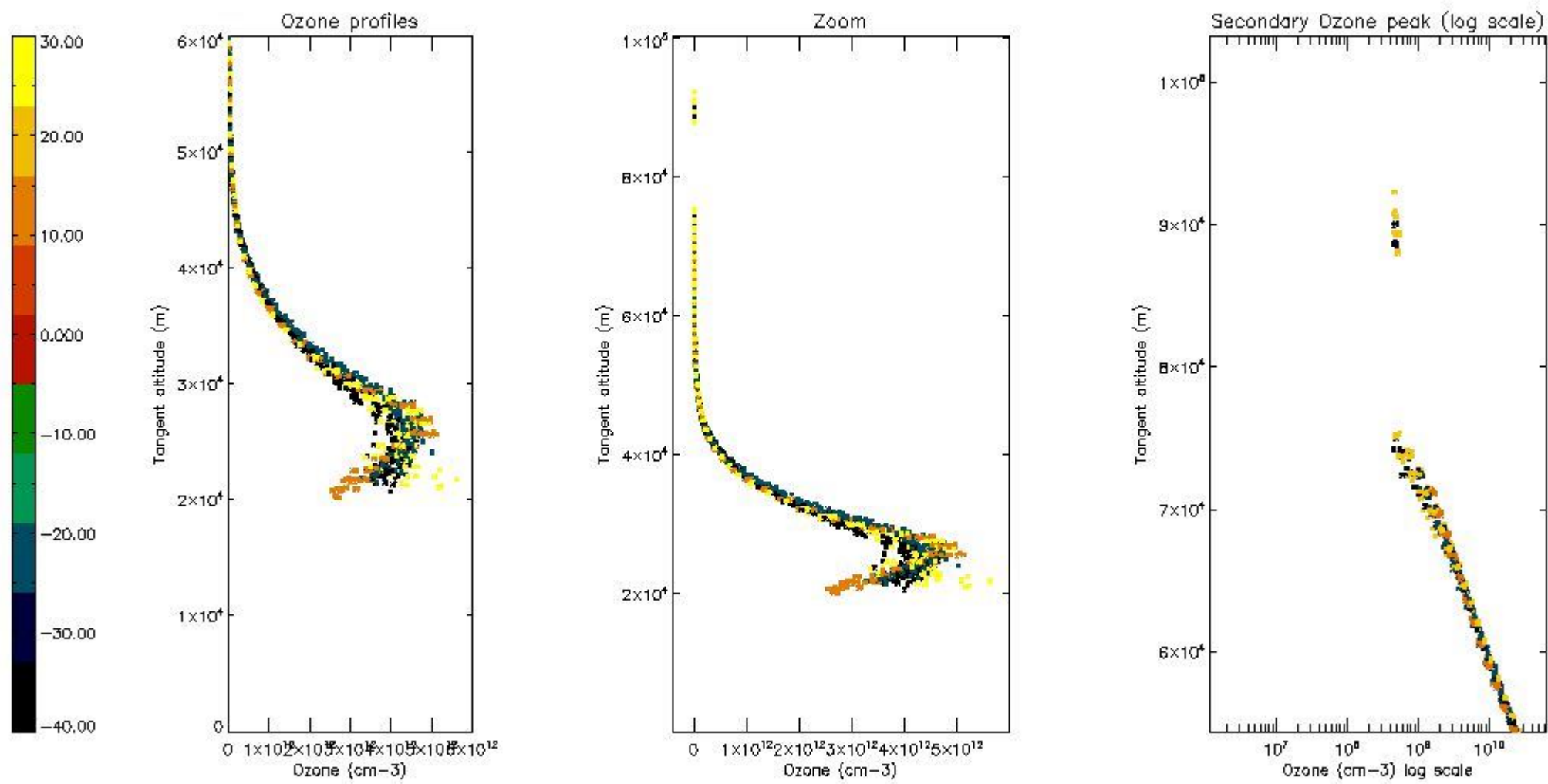
5.4 Plot ozone profiles where $STD < 10\%$ (dark without errors)

The colorbar represents the latitude.



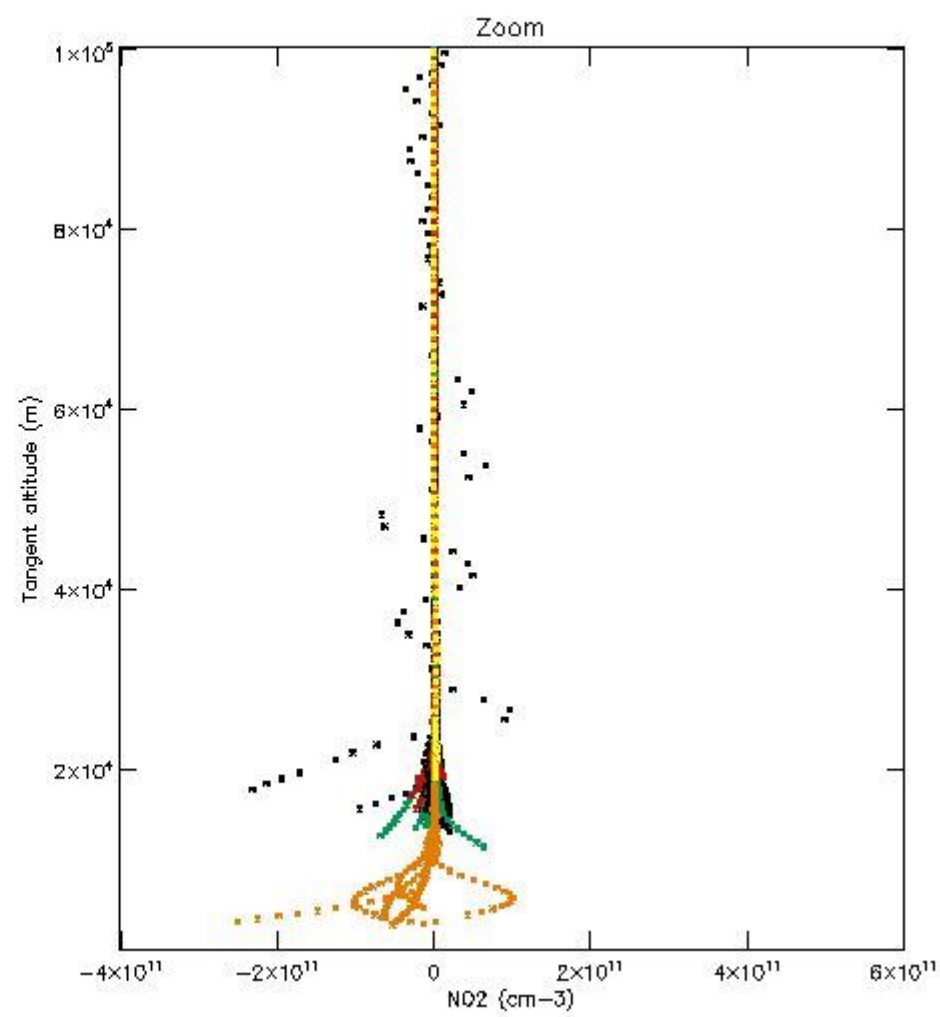
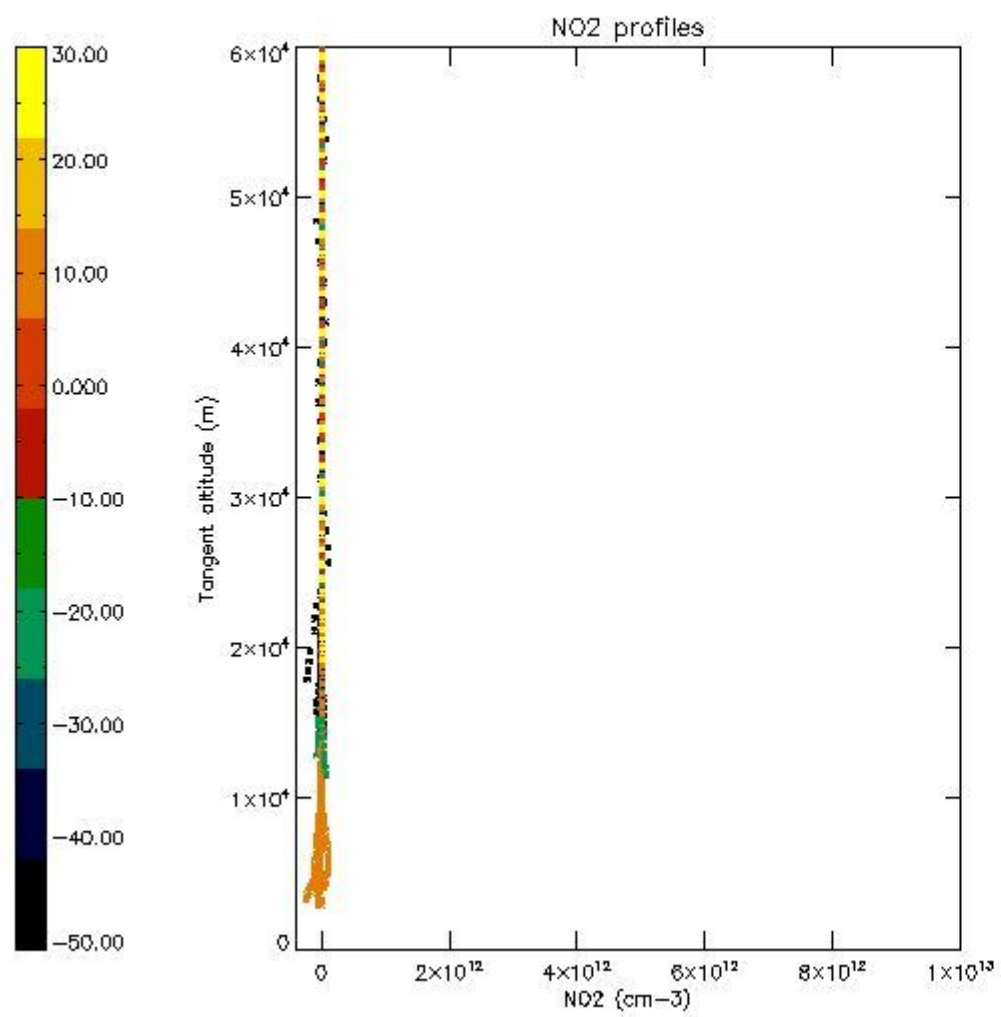
5.5 Plot ozone profiles where STD < 5% (dark without errors)

The colorbar represents the latitude.



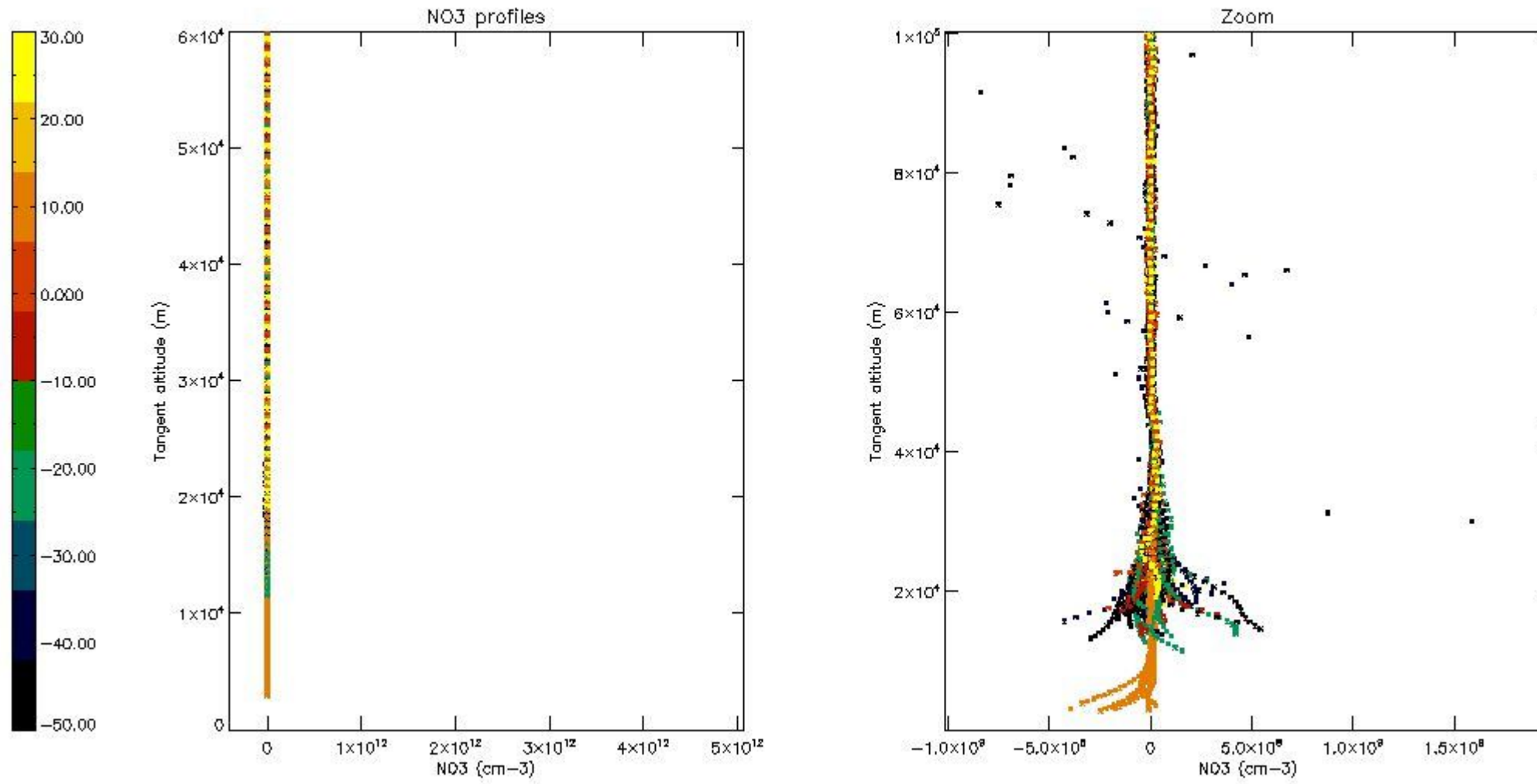
5.6 Plot NO₂ profiles for all STD (dark without errors)

The colorbar represents the latitude.



5.7 Plot NO3 profiles for all STD (dark without errors)

The colorbar represents the latitude.



6. Auxiliary Data Files used for the production reported in section 2

The number reported in the third column indicates since which file (see list in section 2) the corresponding auxiliary file has been used. The fourth column is the date of those product files.

Type	Auxiliary Filename	Used since product	Used since product date
INST_PHYS_CHARACTERISTICS	GOM_INS_AXVIEC20091111_143220_20030716_120000_20500101_000000	1	18-MAR-2006 00:02:29
LEVEL-2_PROC_CONFIG	GOM_PR2_AXVIEC20091111_152718_20020301_000000_20500101_000000	1	18-MAR-2006 00:02:29
CROSS_SECTIONS_FILE	GOM_CRS_AXVIEC20091111_154832_20020301_000000_20500101_000000	1	18-MAR-2006 00:02:29

GOMOS Level 2 Daily Report

SUMMARY

[1. General Info](#)

[2. Summary of processed GOM_NL_2P products](#)

[3. Level 2 Quality information per product](#)

[3.1 Plot of level 2 quality information per product \(time dependant\)](#)

[3.2 Plot of level 2 quality information per product \(world map\)](#)

[4. Level 1 Quality information per product \(stored on level 2 products\)](#)

[4.1 Plot of level 1 quality information per product \(time dependant\)](#)

[4.1.1 Plot of level 1 quality information per product \(time dependant\): ASCENDING](#)

[4.1.2 Plot of level 1 quality information per product \(time dependant\): DESCENDING](#)

[4.2 Plot of level 1 quality information per product \(world map\)](#)

[4.2.1 Plot of level 1 quality information per product \(world map\): ASCENDING](#)

[4.2.2 Plot of level 1 quality information per product \(world map\): DESCENDING](#)

[5. Ozone profiles based on quality statistics and other trace gas profiles](#)

[5.1 Ozone statistics based on quality of products](#)

[5.2 Plot ozone profiles for all STD \(dark without errors\)](#)

[5.3 Plot ozone profiles where STD < 20% \(dark without errors\)](#)

[5.4. Plot ozone profiles where STD < 10% \(dark without errors\)](#)

[5.5. Plot ozone profiles where STD < 5% \(dark without errors\)](#)

[5.6 Plot NO2 profiles for all STD \(dark without errors\)](#)

[5.7 Plot NO3 profiles for all STD \(dark without errors\)](#)

[5.8 Plot H2O profiles \(only for occultations of stars 1,2,3,4,13,14,16,26,63 dark without errors\) for all STD](#)

[6. Auxiliary Data Files used for the production reported in section 2](#)

This report presents the daily analysis on parameters extracted from GOMOS level 2 data (GOM_NL__2P). It is intended to monitor some important parameters that will impact the quality of these products. A list of level 2 products (and content) that have arrived during the reporting day to the PCF is also given.

Item	Value
Time of report generation	22APR2013 16:50:18
Data source version	GOMOS/6.01
Start time of products	18-03-2006 (18MAR2006 00:00:00)
Stop time of products	19-03-2006 (19MAR2006 00:00:00)
Store outputs in DB	Yes
Nb of level 2 prods	299
Nb of prods with errors	0

2. Summary of processed GOM_NL__2P products.

Nr	Filename	UTC Start time	Limb	Duration	Star Id	Star Name	Star Mag	Star Temp	Nb Meas	Orbit	Prod. error
1	GOM_NL__2PRFIN20060318_000229_000000382046_00059_21155_8390.N1	18-MAR-2006 00:02:29	Bright	37.500	82	48Bet UMa	2.3650	10600.	75	21155	No
2	GOM_NL__2PRFIN20060318_000359_000000382046_00059_21155_8391.N1	18-MAR-2006 00:03:59	Bright	38.000	36	50Alp UMa	1.8000	6300.0	76	21155	No
3	GOM_NL__2PRFIN20060318_001100_000000392046_00059_21155_8392.N1	18-MAR-2006 00:11:00	Bright	39.000	60	7Bet UMi	2.0810	3950.0	78	21155	No
4	GOM_NL__2PRFIN20060318_001917_000000352046_00059_21155_8393.N1	18-MAR-2006 00:19:17	Bright	35.000	89	5Alp Cep	2.4510	8000.0	70	21155	No
5	GOM_NL__2PRFIN20060318_002424_000000352046_00059_21155_8394.N1	18-MAR-2006 00:24:24	Bright	35.000	19	50Alp Cyg	1.2460	10500.	70	21155	No
6	GOM_NL__2PRFIN20060318_002559_000000372046_00059_21155_8395.N1	18-MAR-2006 00:25:59	Bright	37.000	66	37Gam Cyg	2.2080	5900.0	74	21155	No
7	GOM_NL__2PRFIN20060318_002743_000000382046_00059_21155_8396.N1	18-MAR-2006 00:27:43	Bright	37.500	92	53Eps Cyg	2.5000	4500.0	75	21155	No
8	GOM_NL__2PRFIN20060318_003611_000000532046_00059_21155_8397.N1	18-MAR-2006 00:36:11	Twilight	53.000	11	53Alp Aql	0.76500	8000.0	106	21155	No
9	GOM_NL__2PRFIN20060318_004834_000000462046_00059_21155_8398.N1	18-MAR-2006 00:48:34	Dark	45.500	57	34Sig Sgr	2.0660	26000.	91	21155	No
10	GOM_NL__2PRFIN20060318_005204_000000532046_00059_21155_8399.N1	18-MAR-2006 00:52:04	Dark	52.500	38	20Eps Sgr	1.8360	11000.	105	21155	No
11	GOM_NL__2PRFIN20060318_005758_000000462046_00060_21156_8307.N1	18-MAR-2006 00:57:58	Dark	45.500	141	Bet Ara	2.8400	4600.0	91	21156	No
12	GOM_NL__2PRFIN20060318_010137_000000402046_00060_21156_8308.N1	18-MAR-2006 01:01:37	Dark	39.500	134	Bet TrA	2.8100	6600.0	79	21156	No
13	GOM_NL__2PRFIN20060318_010421_000000442046_00060_21156_8309.N1	18-MAR-2006 01:04:21	Dark	43.500	4	Alp1Cen	-0.010000	5800.0	87	21156	No
14	GOM_NL__2PRFIN20060318_010624_000000472046_00060_21156_8310.N1	18-MAR-2006 01:06:24	Dark	47.000	78	Alp Lup	2.3040	28000.	94	21156	No
15	GOM_NL__2PRFIN20060318_010842_000000522046_00060_21156_8311.N1	18-MAR-2006 01:08:42	Straylight	51.500	26	Gam Cru	1.6240	2900.0	103	21156	No
16	GOM_NL__2PRFIN20060318_011028_000000412046_00060_21156_8312.N1	18-MAR-2006 01:10:28	Straylight	41.000	64	Gam Cen	2.2000	10600.	82	21156	No
17	GOM_NL__2PRFIN20060318_011900_000000462046_00060_21156_8313.N1	18-MAR-2006 01:19:00	Straylight	45.500	171	2Eps Crv	3.0010	4250.0	91	21156	No
18	GOM_NL__2PRFIN20060318_013001_000000362046_00060_21156_8314.N1	18-MAR-2006 01:30:01	Bright	36.000	22	32Alp Leo	1.3600	15200.	72	21156	No
19	GOM_NL__2PRFIN20060318_013214_000000392046_00060_21156_8315.N1	18-MAR-2006 01:32:14	Bright	39.000	51	41Gam1Leo	2.0100	4500.0	78	21156	No
20	GOM_NL__2PRFIN20060318_013952_000000392046_00060_21156_8316.N1	18-MAR-2006 01:39:52	Bright	39.000	174	52Psi UMa	3.0040	4400.0	78	21156	No
21	GOM_NL__2PRFIN20060318_014305_000000372046_00060_21156_8317.N1	18-MAR-2006 01:43:05	Bright	36.500	82	48Bet UMa	2.3650	10600.	73	21156	No
22	GOM_NL__2PRFIN20060318_014435_000000392046_00060_21156_8318.N1	18-MAR-2006 01:44:35	Bright	39.000	36	50Alp UMa	1.8000	6300.0	78	21156	No
23	GOM_NL__2PRFIN20060318_015136_000000392046_00060_21156_8319.N1	18-MAR-2006 01:51:36	Bright	38.500	60	7Bet UMi	2.0810	3950.0	77	21156	No
24	GOM_NL__2PRFIN20060318_015952_000000362046_00060_21156_8320.N1	18-MAR-2006 01:59:52	Bright	35.500	89	5Alp Cep	2.4510	8000.0	71	21156	No
25	GOM_NL__2PRFIN20060318_020500_000000372046_00060_21156_8321.N1	18-MAR-2006 02:05:00	Bright	37.000	19	50Alp Cyg	1.2460	10500.	74	21156	No
26	GOM_NL__2PRFIN20060318_020635_000000372046_00060_21156_8322.N1	18-MAR-2006 02:06:35	Bright	36.500	66	37Gam Cyg	2.2080	5900.0	73	21156	No
27	GOM_NL__2PRFIN20060318_020819_000000382046_00060_21156_8323.N1	18-MAR-2006 02:08:19	Bright	37.500	92	53Eps Cyg	2.5000	4500.0	75	21156	No
28	GOM_NL__2PRFIN20060318_021647_000000582046_00060_21156_8324.N1	18-MAR-2006 02:16:47	Twilight	57.500	11	53Alp Aql	0.76500	8000.0	115	21156	No
29	GOM_NL__2PRFIN20060318_022707_000000472046_00060_21156_8325.N1	18-MAR-2006 02:27:07	Dark	46.500	155	41Pi Sgr	2.9000	6600.0	93	21156	No
30	GOM_NL__2PRFIN20060318_022911_000000492046_00060_21156_8326.N1	18-MAR-2006 02:29:11	Dark	48.500	57	34Sig Sgr	2.0660	26000.	97	21156	No
31	GOM_NL__2PRFIN20060318_023241_000000452046_00060_21156_8327.N1	18-MAR-2006 02:32:41	Dark	44.500	38	20Eps Sgr	1.8360	11000.	89	21156	No
32	GOM_NL__2PRFIN20060318_023834_000000452046_00061_21157_8307.N1	18-MAR-2006 02:38:34	Dark	44.500	141	Bet Ara	2.8400	4600.0	89	21157	No
33	GOM_NL__2PRFIN20060318_024213_000000382046_00061_21157_8308.N1	18-MAR-2006 02:42:13	Dark	37.500	134	Bet TrA	2.8100	6600.0	75	21157	No
34	GOM_NL__2PRFIN20060318_024457_000000452046_00061_21157_8309.N1	18-MAR-2006 02:44:57	Dark	45.000	4	Alp1Cen	-0.010000	5800.0	90	21157	No
35	GOM_NL__2PRFIN20060318_024700_000000472046_00061_21157_8310.N1	18-MAR-2006 02:47:00	Dark	46.500	78	Alp Lup	2.3040	28000.	93	21157	No
36	GOM_NL__2PRFIN20060318_024918_000000462046_00061_21157_8311.N1	18-MAR-2006 02:49:18	Straylight	45.500	26	Gam Cru	1.6240	2900.0	91	21157	No
37	GOM_NL__2PRFIN20060318_025104_000000412046_00061_21157_8312.N1	18-MAR-2006 02:51:04	Straylight	40.500	64	Gam Cen	2.2000	10600.	81	21157	No
38	GOM_NL__2PRFIN20060318_025936_000000492046_00061_21157_8313.N1	18-MAR-2006 02:59:36	Straylight	49.000	171	2Eps Crv	3.0010	4250.0	98	21157	No
39	GOM_NL__2PRFIN20060318_031037_000000382046_00061_21157_8314.N1	18-MAR-2006 03:10:37	Bright	37.500	22	32Alp Leo	1.3600	15200.	75	21157	No
40	GOM_NL__2PRFIN20060318_031250_000000382046_00061_21157_8315.N1	18-MAR-2006 03:12:50	Bright	38.000	51	41Gam1Leo	2.0100	4500.0	76	21157	No
41	GOM_NL__2PRFIN20060318_032028_000000382046_00061_21157_8316.N1	18-MAR-2006 03:20:28	Bright	38.000	174	52Psi UMa	3.0040	4400.0	76	21157	No
42	GOM_NL__2PRFIN20060318_032340_000000372046_00061_21157_8317.N1	18-MAR-2006 03:23:40	Bright	36.500	82	48Bet UMa	2.3650	10600.	73	21157	No

43	GOM_NL__2PRFIN20060318_032510_000000382046_00061_21157_8318.N1	18-MAR-2006 03:25:10	Bright	38.000	36	50Alp UMa	1.8000	6300.0	76	21157	No
44	GOM_NL__2PRFIN20060318_033212_000000402046_00061_21157_8319.N1	18-MAR-2006 03:32:12	Bright	39.500	60	7Bet UMi	2.0810	3950.0	79	21157	No
45	GOM_NL__2PRFIN20060318_034028_000000362046_00061_21157_8320.N1	18-MAR-2006 03:40:28	Bright	35.500	89	5Alp Cep	2.4510	8000.0	71	21157	No
46	GOM_NL__2PRFIN20060318_034536_000000382046_00061_21157_8321.N1	18-MAR-2006 03:45:36	Bright	37.500	19	50Alp Cyg	1.2460	10500.	75	21157	No
47	GOM_NL__2PRFIN20060318_034711_000000382046_00061_21157_8322.N1	18-MAR-2006 03:47:11	Bright	38.000	66	37Gam Cyg	2.2080	5900.0	76	21157	No
48	GOM_NL__2PRFIN20060318_034855_000000372046_00061_21157_8323.N1	18-MAR-2006 03:48:55	Bright	37.000	92	53Eps Cyg	2.5000	4500.0	74	21157	No
49	GOM_NL__2PRFIN20060318_035723_000000502046_00061_21157_8324.N1	18-MAR-2006 03:57:23	Twl_and_stray	49.500	11	53Alp Aql	0.76500	8000.0	99	21157	No
50	GOM_NL__2PRFIN20060318_040744_000000462046_00061_21157_8325.N1	18-MAR-2006 04:07:44	Dark	46.000	155	41Pi Sgr	2.9000	6600.0	92	21157	No
51	GOM_NL__2PRFIN20060318_040948_000000462046_00061_21157_8326.N1	18-MAR-2006 04:09:48	Dark	46.000	57	34Sig Sgr	2.0660	26000.	92	21157	No
52	GOM_NL__2PRFIN20060318_041318_000000482046_00061_21157_8327.N1	18-MAR-2006 04:13:18	Dark	47.500	38	20Eps Sgr	1.8360	11000.	95	21157	No
53	GOM_NL__2PRFIN20060318_041911_000000432046_00062_21158_8307.N1	18-MAR-2006 04:19:11	Dark	42.500	141	Bet Ara	2.8400	4600.0	85	21158	No
54	GOM_NL__2PRFIN20060318_042250_000000412046_00062_21158_8308.N1	18-MAR-2006 04:22:50	Dark	41.000	134	Bet TrA	2.8100	6600.0	82	21158	No
55	GOM_NL__2PRFIN20060318_042534_000000572046_00062_21158_8309.N1	18-MAR-2006 04:25:34	Dark	56.500	4	Alp1Cen	-0.010000	5800.0	113	21158	No
56	GOM_NL__2PRFIN20060318_042737_000000462046_00062_21158_8310.N1	18-MAR-2006 04:27:37	Dark	45.500	78	Alp Lup	2.3040	28000.	91	21158	No
57	GOM_NL__2PRFIN20060318_042955_000000452046_00062_21158_8311.N1	18-MAR-2006 04:29:55	Straylight	44.500	26	Gam Cru	1.6240	2900.0	89	21158	No
58	GOM_NL__2PRFIN20060318_043140_000000442046_00062_21158_8312.N1	18-MAR-2006 04:31:40	Straylight	43.500	64	Gam Cen	2.2000	10600.	87	21158	No
59	GOM_NL__2PRFIN20060318_044012_000000502046_00062_21158_8313.N1	18-MAR-2006 04:40:12	Straylight	49.500	171	2Eps Crv	3.0010	4250.0	99	21158	No
60	GOM_NL__2PRFIN20060318_045113_000000372046_00062_21158_8314.N1	18-MAR-2006 04:51:13	Bright	37.000	22	32Alp Leo	1.3600	15200.	74	21158	No
61	GOM_NL__2PRFIN20060318_045326_000000382046_00062_21158_8315.N1	18-MAR-2006 04:53:26	Bright	37.500	51	41Gam1Leo	2.0100	4500.0	75	21158	No
62	GOM_NL__2PRFIN20060318_050103_000000402046_00062_21158_8316.N1	18-MAR-2006 05:01:03	Bright	39.500	174	52Psi UMa	3.0040	4400.0	79	21158	No
63	GOM_NL__2PRFIN20060318_050416_000000372046_00062_21158_8317.N1	18-MAR-2006 05:04:16	Bright	36.500	82	48Bet UMa	2.3650	10600.	73	21158	No
64	GOM_NL__2PRFIN20060318_050546_000000392046_00062_21158_8318.N1	18-MAR-2006 05:05:46	Bright	38.500	36	50Alp UMa	1.8000	6300.0	77	21158	No
65	GOM_NL__2PRFIN20060318_051247_000000412046_00062_21158_8319.N1	18-MAR-2006 05:12:47	Bright	40.500	60	7Bet UMi	2.0810	3950.0	81	21158	No
66	GOM_NL__2PRFIN20060318_052104_000000372046_00062_21158_8320.N1	18-MAR-2006 05:21:04	Bright	37.000	89	5Alp Cep	2.4510	8000.0	74	21158	No
67	GOM_NL__2PRFIN20060318_052612_000000372046_00062_21158_8321.N1	18-MAR-2006 05:26:12	Bright	37.000	19	50Alp Cyg	1.2460	10500.	74	21158	No
68	GOM_NL__2PRFIN20060318_052747_000000382046_00062_21158_8322.N1	18-MAR-2006 05:27:47	Bright	37.500	66	37Gam Cyg	2.2080	5900.0	75	21158	No
69	GOM_NL__2PRFIN20060318_052931_000000362046_00062_21158_8323.N1	18-MAR-2006 05:29:31	Bright	35.500	92	53Eps Cyg	2.5000	4500.0	71	21158	No
70	GOM_NL__2PRFIN20060318_053800_000000502046_00062_21158_8324.N1	18-MAR-2006 05:38:00	Twl_and_stray	50.000	11	53Alp Aql	0.76500	8000.0	100	21158	No
71	GOM_NL__2PRFIN20060318_054821_000000512046_00062_21158_8325.N1	18-MAR-2006 05:48:21	Dark	50.500	155	41Pi Sgr	2.9000	6600.0	101	21158	No
72	GOM_NL__2PRFIN20060318_055025_000000482046_00062_21158_8326.N1	18-MAR-2006 05:50:25	Dark	47.500	57	34Sig Sgr	2.0660	26000.	95	21158	No
73	GOM_NL__2PRFIN20060318_055355_000000482046_00062_21158_8327.N1	18-MAR-2006 05:53:55	Dark	47.500	38	20Eps Sgr	1.8360	11000.	95	21158	No
74	GOM_NL__2PRFIN20060318_055948_000000412046_00063_21159_8308.N1	18-MAR-2006 05:59:48	Dark	41.000	141	Bet Ara	2.8400	4600.0	82	21159	No
75	GOM_NL__2PRFIN20060318_060326_000000412046_00063_21159_8309.N1	18-MAR-2006 06:03:26	Dark	40.500	134	Bet TrA	2.8100	6600.0	81	21159	No
76	GOM_NL__2PRFIN20060318_060610_000000572046_00063_21159_8310.N1	18-MAR-2006 06:06:10	Dark	57.000	4	Alp1Cen	-0.010000	5800.0	114	21159	No
77	GOM_NL__2PRFIN20060318_060814_000000492046_00063_21159_8311.N1	18-MAR-2006 06:08:14	Dark	48.500	78	Alp Lup	2.3040	28000.	97	21159	No
78	GOM_NL__2PRFIN20060318_061031_000000442046_00063_21159_8312.N1	18-MAR-2006 06:10:31	Straylight	44.000	26	Gam Cru	1.6240	2900.0	88	21159	No
79	GOM_NL__2PRFIN20060318_061217_000000452046_00063_21159_8313.N1	18-MAR-2006 06:12:17	Straylight	44.500	64	Gam Cen	2.2000	10600.	89	21159	No
80	GOM_NL__2PRFIN20060318_062048_000000472046_00063_21159_8314.N1	18-MAR-2006 06:20:48	Straylight	46.500	171	2Eps Crv	3.0010	4250.0	93	21159	No
81	GOM_NL__2PRFIN20060318_063149_000000382046_00063_21159_8315.N1	18-MAR-2006 06:31:49	Bright	37.500	22	32Alp Leo	1.3600	15200.	75	21159	No
82	GOM_NL__2PRFIN20060318_063402_000000382046_00063_21159_8316.N1	18-MAR-2006 06:34:02	Bright	38.000	51	41Gam1Leo	2.0100	4500.0	76	21159	No
83	GOM_NL__2PRFIN20060318_064139_000000392046_00063_21159_8317.N1	18-MAR-2006 06:41:39	Bright	39.000	174	52Psi UMa	3.0040	4400.0	78	21159	No
84	GOM_NL__2PRFIN20060318_064452_000000372046_00063_21159_8318.N1	18-MAR-2006 06:44:52	Bright	36.500	82	48Bet UMa	2.3650	10600.	73	21159	No
85	GOM_NL__2PRFIN20060318_064622_000000382046_00063_21159_8319.N1	18-MAR-2006 06:46:22	Bright	37.500	36	50Alp UMa	1.8000	6300.0	75	21159	No
86	GOM_NL__2PRFIN20060318_065323_000000412046_00063_21159_8320.N1	18-MAR-2006 06:53:23	Bright	40.500	60	7Bet UMi	2.0810	3950.0	81	21159	No
87	GOM_NL__2PRFIN20060318_070140_000000352046_00063_21159_8321.N1	18-MAR-2006 07:01:40	Bright	34.500	89	5Alp Cep	2.4510	8000.0	69	21159	No
88	GOM_NL__2PRFIN20060318_070648_000000362046_00063_21159_8322.N1	18-MAR-2006 07:06:48	Bright	35.500	19	50Alp Cyg	1.2460	10500.	71	21159	No
89	GOM_NL__2PRFIN20060318_070823_000000392046_00063_21159_8323.N1	18-MAR-2006 07:08:23	Bright	38.500	66	37Gam Cyg	2.2080	5900.0	77	21159	No
90	GOM_NL__2PRFIN20060318_071007_000000372046_00063_21159_8324.N1	18-MAR-2006 07:10:07	Bright	36.500	92	53Eps Cyg	2.5000	4500.0	73	21159	No
91	GOM_NL__2PRFIN20060318_071836_000000522046_00063_21159_8325.N1	18-MAR-2006 07:18:36	Twl_and_stray	52.000	11	53Alp Aql	0.76500	8000.0	104	21159	No
92	GOM_NL__2PRFIN20060318_072858_000000492046_00063_21159_8326.N1	18-MAR-2006 07:28:58	Dark	49.000	155	41Pi Sgr	2.9000	6600.0	98	21159	No
93	GOM_NL__2PRFIN20060318_073102_000000462046_00063_21159_8327.N1	18-MAR-2006 07:31:02	Dark	46.000	57	34Sig Sgr	2.0660	26000.	92	21159	No
94	GOM_NL__2PRFIN20060318_073432_000000522046_00063_21159_8328.N1	18-MAR-2006 07:34:32	Dark	51.500	38	20Eps Sgr	1.8360	11000.	103	21159	No
95	GOM_NL__2PRFIN20060318_074024_000000442046_00064_21160_8309.N1	18-MAR-2006 07:40:24	Dark	44.000	141	Bet Ara	2.8400	4600.0	88	21160	No
96	GOM_NL__2PRFIN20060318_074403_000000392046_00064_21160_8310.N1	18-MAR-2006 07:44:03	Dark	38.500	134	Bet TrA	2.8100	6600.0	77	21160	No
97	GOM_NL__2PRFIN20060318_074647_000000452046_00064_21160_8311.N1	18-MAR-2006 07:46:47	Dark	45.000	4	Alp1Cen	-0.010000	5800.0	90	21160	No
98	GOM_NL__2PRFIN20060318_074851_000000472046_00064_21160_8312.N1	18-MAR-2006 07:48:51	Dark	46.500	78	Alp Lup	2.3040	28000.	93	21160	No
99	GOM_NL__2PRFIN20060318_075107_000000542046_00064_21160_8313.N1	18-MAR-2006 07:51:07	Straylight	54.000	26	Gam Cru	1.6240	2900.0	108	21160	No
100	GOM_NL__2PRFIN20060318_075253_000000412046_00064_21160_8314.N1	18-MAR-2006 07:52:53	Straylight	40.500	64	Gam Cen	2.2000	10600.	81	21160	No
101	GOM_NL__2PRFIN20060318_080125_000000492046_00064_21160_8315.N1	18-MAR-2006 08:01:25	Straylight	48.500	171	2Eps Crv	3.0010	4250.0	97	21160	No

102	GOM_NL__2PRFIN20060318_081225_000000382046_00064_21160_8316.N1	18-MAR-2006 08:12:25	Bright	37.500	22	32Alp Leo	1.3600	15200.	75	21160	No
103	GOM_NL__2PRFIN20060318_081438_000000372046_00064_21160_8317.N1	18-MAR-2006 08:14:38	Bright	37.000	51	41Gam1Leo	2.0100	4500.0	74	21160	No
104	GOM_NL__2PRFIN20060318_082215_000000382046_00064_21160_8318.N1	18-MAR-2006 08:22:15	Bright	38.000	174	52Psi UMa	3.0040	4400.0	76	21160	No
105	GOM_NL__2PRFIN20060318_082528_000000392046_00064_21160_8319.N1	18-MAR-2006 08:25:28	Bright	39.000	82	48Bet UMa	2.3650	10600.	78	21160	No
106	GOM_NL__2PRFIN20060318_082658_000000382046_00064_21160_8320.N1	18-MAR-2006 08:26:58	Bright	38.000	36	50Alp UMa	1.8000	6300.0	76	21160	No
107	GOM_NL__2PRFIN20060318_083358_000000392046_00064_21160_8321.N1	18-MAR-2006 08:33:58	Bright	39.000	60	7Bet UMi	2.0810	3950.0	78	21160	No
108	GOM_NL__2PRFIN20060318_084216_000000352046_00064_21160_8322.N1	18-MAR-2006 08:42:16	Bright	35.000	89	5Alp Cep	2.4510	8000.0	70	21160	No
109	GOM_NL__2PRFIN20060318_084724_000000382046_00064_21160_8323.N1	18-MAR-2006 08:47:24	Bright	37.500	19	50Alp Cyg	1.2460	10500.	75	21160	No
110	GOM_NL__2PRFIN20060318_084859_000000372046_00064_21160_8324.N1	18-MAR-2006 08:48:59	Bright	36.500	66	37Gam Cyg	2.2080	5900.0	73	21160	No
111	GOM_NL__2PRFIN20060318_085043_000000372046_00064_21160_8325.N1	18-MAR-2006 08:50:43	Bright	37.000	92	53Eps Cyg	2.5000	4500.0	74	21160	No
112	GOM_NL__2PRFIN20060318_085913_000000522046_00064_21160_8326.N1	18-MAR-2006 08:59:13	Twilight	51.500	11	53Alp Aql	0.76500	8000.0	103	21160	No
113	GOM_NL__2PRFIN20060318_090935_000000462046_00064_21160_8327.N1	18-MAR-2006 09:09:35	Dark	46.000	155	41Pi Sgr	2.9000	6600.0	92	21160	No
114	GOM_NL__2PRFIN20060318_091139_000000462046_00064_21160_8328.N1	18-MAR-2006 09:11:39	Dark	46.000	57	34Sig Sgr	2.0660	26000.	92	21160	No
115	GOM_NL__2PRFIN20060318_091509_000000502046_00064_21160_8329.N1	18-MAR-2006 09:15:09	Dark	49.500	38	20Eps Sgr	1.8360	11000.	99	21160	No
116	GOM_NL__2PRFIN20060318_092101_000000442046_00065_21161_8310.N1	18-MAR-2006 09:21:01	Dark	44.000	141	Bet Ara	2.8400	4600.0	88	21161	No
117	GOM_NL__2PRFIN20060318_092439_000000392046_00065_21161_8311.N1	18-MAR-2006 09:24:39	Dark	38.500	134	Bet TrA	2.8100	6600.0	77	21161	No
118	GOM_NL__2PRFIN20060318_092723_000000572046_00065_21161_8312.N1	18-MAR-2006 09:27:23	Dark	56.500	4	Alp1Cen	-0.010000	5800.0	113	21161	No
119	GOM_NL__2PRFIN20060318_092927_000000462046_00065_21161_8313.N1	18-MAR-2006 09:29:27	Dark	46.000	78	Alp Lup	2.3040	28000.	92	21161	No
120	GOM_NL__2PRFIN20060318_093144_000000462046_00065_21161_8314.N1	18-MAR-2006 09:31:44	Straylight	45.500	26	Gam Cru	1.6240	2900.0	91	21161	No
121	GOM_NL__2PRFIN20060318_093330_000000422046_00065_21161_8315.N1	18-MAR-2006 09:33:30	Straylight	41.500	64	Gam Cen	2.2000	10600.	83	21161	No
122	GOM_NL__2PRFIN20060318_094201_000000472046_00065_21161_8316.N1	18-MAR-2006 09:42:01	Straylight	46.500	171	2Eps Crv	3.0010	4250.0	93	21161	No
123	GOM_NL__2PRFIN20060318_095301_000000382046_00065_21161_8317.N1	18-MAR-2006 09:53:01	Bright	37.500	22	32Alp Leo	1.3600	15200.	75	21161	No
124	GOM_NL__2PRFIN20060318_095513_000000372046_00065_21161_8318.N1	18-MAR-2006 09:55:13	Bright	36.500	51	41Gam1Leo	2.0100	4500.0	73	21161	No
125	GOM_NL__2PRFIN20060318_100250_000000382046_00065_21161_8319.N1	18-MAR-2006 10:02:50	Bright	37.500	174	52Psi UMa	3.0040	4400.0	75	21161	No
126	GOM_NL__2PRFIN20060318_100603_000000372046_00065_21161_8320.N1	18-MAR-2006 10:06:03	Bright	36.500	82	48Bet UMa	2.3650	10600.	73	21161	No
127	GOM_NL__2PRFIN20060318_100733_000000392046_00065_21161_8321.N1	18-MAR-2006 10:07:33	Bright	38.500	36	50Alp UMa	1.8000	6300.0	77	21161	No
128	GOM_NL__2PRFIN20060318_101434_000000402046_00065_21161_8322.N1	18-MAR-2006 10:14:34	Bright	39.500	60	7Bet UMi	2.0810	3950.0	79	21161	No
129	GOM_NL__2PRFIN20060318_102252_000000362046_00065_21161_8323.N1	18-MAR-2006 10:22:52	Bright	35.500	89	5Alp Cep	2.4510	8000.0	71	21161	No
130	GOM_NL__2PRFIN20060318_102800_000000352046_00065_21161_8324.N1	18-MAR-2006 10:28:00	Bright	35.000	19	50Alp Cyg	1.2460	10500.	70	21161	No
131	GOM_NL__2PRFIN20060318_102934_000000362046_00065_21161_8325.N1	18-MAR-2006 10:29:34	Bright	36.000	66	37Gam Cyg	2.2080	5900.0	72	21161	No
132	GOM_NL__2PRFIN20060318_103119_000000372046_00065_21161_8326.N1	18-MAR-2006 10:31:19	Bright	36.500	92	53Eps Cyg	2.5000	4500.0	73	21161	No
133	GOM_NL__2PRFIN20060318_103949_000000522046_00065_21161_8327.N1	18-MAR-2006 10:39:49	Twilight	51.500	11	53Alp Aql	0.76500	8000.0	103	21161	No
134	GOM_NL__2PRFIN20060318_105011_000000492046_00065_21161_8328.N1	18-MAR-2006 10:50:11	Dark	48.500	155	41Pi Sgr	2.9000	6600.0	97	21161	No
135	GOM_NL__2PRFIN20060318_105215_000000462046_00065_21161_8329.N1	18-MAR-2006 10:52:15	Dark	46.000	57	34Sig Sgr	2.0660	26000.	92	21161	No
136	GOM_NL__2PRFIN20060318_105546_000000512046_00065_21161_8330.N1	18-MAR-2006 10:55:46	Dark	51.000	38	20Eps Sgr	1.8360	11000.	102	21161	No
137	GOM_NL__2PRFIN20060318_110137_000000452046_00066_21162_8311.N1	18-MAR-2006 11:01:37	Dark	45.000	141	Bet Ara	2.8400	4600.0	90	21162	No
138	GOM_NL__2PRFIN20060318_110516_000000382046_00066_21162_8312.N1	18-MAR-2006 11:05:16	Dark	38.000	134	Bet TrA	2.8100	6600.0	76	21162	No
139	GOM_NL__2PRFIN20060318_110759_000000542046_00066_21162_8313.N1	18-MAR-2006 11:07:59	Dark	54.000	4	Alp1Cen	-0.010000	5800.0	108	21162	No
140	GOM_NL__2PRFIN20060318_111004_000000482046_00066_21162_8314.N1	18-MAR-2006 11:10:04	Dark	47.500	78	Alp Lup	2.3040	28000.	95	21162	No
141	GOM_NL__2PRFIN20060318_111220_000000462046_00066_21162_8315.N1	18-MAR-2006 11:12:20	Straylight	45.500	26	Gam Cru	1.6240	2900.0	91	21162	No
142	GOM_NL__2PRFIN20060318_111406_000000392046_00066_21162_8316.N1	18-MAR-2006 11:14:06	Straylight	38.500	64	Gam Cen	2.2000	10600.	77	21162	No
143	GOM_NL__2PRFIN20060318_112237_000000462046_00066_21162_8317.N1	18-MAR-2006 11:22:37	Straylight	45.500	171	2Eps Crv	3.0010	4250.0	91	21162	No
144	GOM_NL__2PRFIN20060318_113337_000000382046_00066_21162_8318.N1	18-MAR-2006 11:33:37	Bright	37.500	22	32Alp Leo	1.3600	15200.	75	21162	No
145	GOM_NL__2PRFIN20060318_113549_000000372046_00066_21162_8319.N1	18-MAR-2006 11:35:49	Bright	36.500	51	41Gam1Leo	2.0100	4500.0	73	21162	No
146	GOM_NL__2PRFIN20060318_114326_000000382046_00066_21162_8320.N1	18-MAR-2006 11:43:26	Bright	37.500	174	52Psi UMa	3.0040	4400.0	75	21162	No
147	GOM_NL__2PRFIN20060318_114639_000000382046_00066_21162_8321.N1	18-MAR-2006 11:46:39	Bright	38.000	82	48Bet UMa	2.3650	10600.	76	21162	No
148	GOM_NL__2PRFIN20060318_114809_000000402046_00066_21162_8322.N1	18-MAR-2006 11:48:09	Bright	39.500	36	50Alp UMa	1.8000	6300.0	79	21162	No
149	GOM_NL__2PRFIN20060318_115509_000000422046_00066_21162_8323.N1	18-MAR-2006 11:55:09	Bright	41.500	60	7Bet UMi	2.0810	3950.0	83	21162	No
150	GOM_NL__2PRFIN20060318_120328_000000372046_00066_21162_8324.N1	18-MAR-2006 12:03:28	Bright	36.500	89	5Alp Cep	2.4510	8000.0	73	21162	No
151	GOM_NL__2PRFIN20060318_120836_000000392046_00066_21162_8325.N1	18-MAR-2006 12:08:36	Bright	38.500	19	50Alp Cyg	1.2460	10500.	77	21162	No
152	GOM_NL__2PRFIN20060318_121010_000000392046_00066_21162_8326.N1	18-MAR-2006 12:10:10	Bright	39.000	66	37Gam Cyg	2.2080	5900.0	78	21162	No
153	GOM_NL__2PRFIN20060318_121155_000000392046_00066_21162_8327.N1	18-MAR-2006 12:11:55	Bright	38.500	92	53Eps Cyg	2.5000	4500.0	77	21162	No
154	GOM_NL__2PRFIN20060318_122025_000000542046_00066_21162_8328.N1	18-MAR-2006 12:20:25	Twilight	54.000	11	53Alp Aql	0.76500	8000.0	108	21162	No
155	GOM_NL__2PRFIN20060318_123048_000000472046_00066_21162_8329.N1	18-MAR-2006 12:30:48	Dark	46.500	155	41Pi Sgr	2.9000	6600.0	93	21162	No
156	GOM_NL__2PRFIN20060318_123252_000000462046_00066_21162_8330.N1	18-MAR-2006 12:32:52	Dark	46.000	57	34Sig Sgr	2.0660	26000.	92	21162	No
157	GOM_NL__2PRFIN20060318_123622_000000522046_00066_21162_8331.N1	18-MAR-2006 12:36:22	Dark	51.500	38	20Eps Sgr	1.8360	11000.	103	21162	No
158	GOM_NL__2PRFIN20060318_124214_000000442046_00067_21163_8312.N1	18-MAR-2006 12:42:14	Dark	43.500	141	Bet Ara	2.8400	4600.0	87	21163	No
159	GOM_NL__2PRFIN20060318_124552_000000382046_00067_21163_8313.N1	18-MAR-2006 12:45:52	Dark	37.500	134	Bet TrA	2.8100	6600.0	75	21163	No
160	GOM_NL__2PRFIN20060318_124836_000000442046_00067_21163_8314.N1	18-MAR-2006 12:48:36	Dark	43.500	4	Alp1Cen	-0.010000	5800.0	87	21163	No

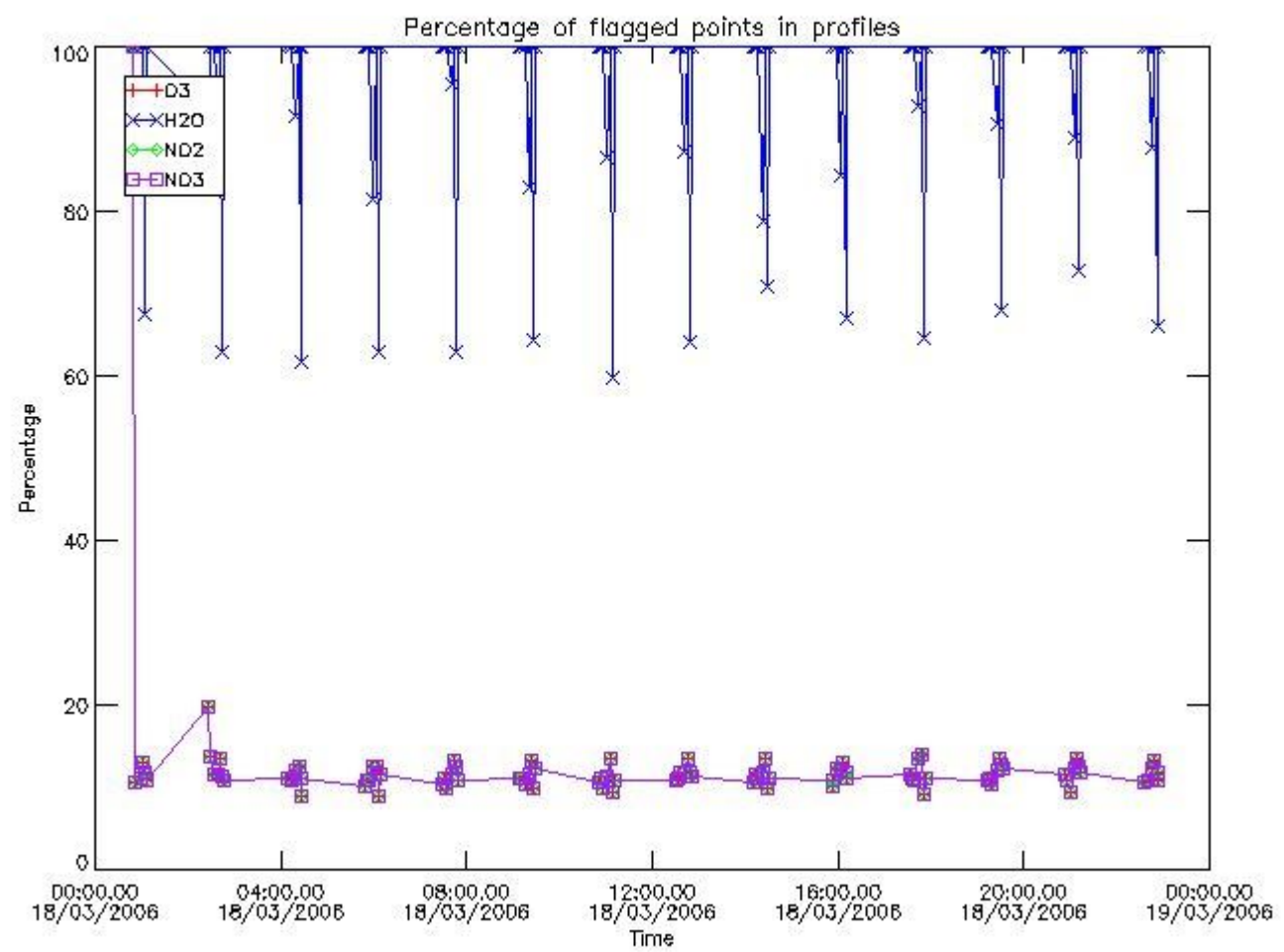
161	GOM_NL__2PRFIN20060318_125041_000000452046_00067_21163_8315.N1	18-MAR-2006 12:50:41	Dark	45.000	78	Alp Lup	2.3040	28000.	90	21163	No
162	GOM_NL__2PRFIN20060318_125256_000000502046_00067_21163_8316.N1	18-MAR-2006 12:52:56	Straylight	49.500	26	Gam Cru	1.6240	2900.0	99	21163	No
163	GOM_NL__2PRFIN20060318_125442_000000412046_00067_21163_8317.N1	18-MAR-2006 12:54:42	Straylight	40.500	64	Gam Cen	2.2000	10600.	81	21163	No
164	GOM_NL__2PRFIN20060318_130313_000000502046_00067_21163_8318.N1	18-MAR-2006 13:03:13	Straylight	49.500	171	2Eps Crv	3.0010	4250.0	99	21163	No
165	GOM_NL__2PRFIN20060318_131413_000000372046_00067_21163_8319.N1	18-MAR-2006 13:14:13	Bright	37.000	22	32Alp Leo	1.3600	15200.	74	21163	No
166	GOM_NL__2PRFIN20060318_131625_000000362046_00067_21163_8320.N1	18-MAR-2006 13:16:25	Bright	36.000	51	41Gam1Leo	2.0100	4500.0	72	21163	No
167	GOM_NL__2PRFIN20060318_132401_000000392046_00067_21163_8321.N1	18-MAR-2006 13:24:01	Bright	38.500	174	52Psi UMa	3.0040	4400.0	77	21163	No
168	GOM_NL__2PRFIN20060318_132715_000000482046_00067_21163_8322.N1	18-MAR-2006 13:27:15	Bright	48.000	82	48Bet UMa	2.3650	10600.	96	21163	No
169	GOM_NL__2PRFIN20060318_132845_000000382046_00067_21163_8323.N1	18-MAR-2006 13:28:45	Bright	38.000	36	50Alp UMa	1.8000	6300.0	76	21163	No
170	GOM_NL__2PRFIN20060318_133545_000000412046_00067_21163_8324.N1	18-MAR-2006 13:35:45	Bright	40.500	60	7Bet UMi	2.0810	3950.0	81	21163	No
171	GOM_NL__2PRFIN20060318_134404_000000462046_00067_21163_8325.N1	18-MAR-2006 13:44:04	Bright	46.000	89	5Alp Cep	2.4510	8000.0	92	21163	No
172	GOM_NL__2PRFIN20060318_134912_000000362046_00067_21163_8326.N1	18-MAR-2006 13:49:12	Bright	36.000	19	50Alp Cyg	1.2460	10500.	72	21163	No
173	GOM_NL__2PRFIN20060318_135046_000000382046_00067_21163_8327.N1	18-MAR-2006 13:50:46	Bright	38.000	66	37Gam Cyg	2.2080	5900.0	76	21163	No
174	GOM_NL__2PRFIN20060318_135231_000000372046_00067_21163_8328.N1	18-MAR-2006 13:52:31	Bright	36.500	92	53Eps Cyg	2.5000	4500.0	73	21163	No
175	GOM_NL__2PRFIN20060318_140102_000000562046_00067_21163_8329.N1	18-MAR-2006 14:01:02	Tw_i_and_stray	56.000	11	53Alp Aql	0.76500	8000.0	112	21163	No
176	GOM_NL__2PRFIN20060318_141125_000000492046_00067_21163_8330.N1	18-MAR-2006 14:11:25	Dark	48.500	155	41Pi Sgr	2.9000	6600.0	97	21163	No
177	GOM_NL__2PRFIN20060318_141329_000000442046_00067_21163_8331.N1	18-MAR-2006 14:13:29	Dark	44.000	57	34Sig Sgr	2.0660	26000.	88	21163	No
178	GOM_NL__2PRFIN20060318_141659_000000462046_00067_21163_8332.N1	18-MAR-2006 14:16:59	Dark	46.000	38	20Eps Sgr	1.8360	11000.	92	21163	No
179	GOM_NL__2PRFIN20060318_142250_000000432046_00068_21164_8313.N1	18-MAR-2006 14:22:50	Dark	43.000	141	Bet Ara	2.8400	4600.0	86	21164	No
180	GOM_NL__2PRFIN20060318_142628_000000382046_00068_21164_8314.N1	18-MAR-2006 14:26:28	Dark	37.500	134	Bet TrA	2.8100	6600.0	75	21164	No
181	GOM_NL__2PRFIN20060318_142912_000000572046_00068_21164_8315.N1	18-MAR-2006 14:29:12	Dark	57.000	4	Alp1Cen	-0.010000	5800.0	114	21164	No
182	GOM_NL__2PRFIN20060318_143117_000000462046_00068_21164_8316.N1	18-MAR-2006 14:31:17	Dark	45.500	78	Alp Lup	2.3040	28000.	91	21164	No
183	GOM_NL__2PRFIN20060318_143332_000000522046_00068_21164_8317.N1	18-MAR-2006 14:33:32	Straylight	51.500	26	Gam Cru	1.6240	2900.0	103	21164	No
184	GOM_NL__2PRFIN20060318_143518_000000392046_00068_21164_8318.N1	18-MAR-2006 14:35:18	Straylight	38.500	64	Gam Cen	2.2000	10600.	77	21164	No
185	GOM_NL__2PRFIN20060318_144349_000000512046_00068_21164_8319.N1	18-MAR-2006 14:43:49	Straylight	51.000	171	2Eps Crv	3.0010	4250.0	102	21164	No
186	GOM_NL__2PRFIN20060318_145449_000000372046_00068_21164_8320.N1	18-MAR-2006 14:54:49	Bright	37.000	22	32Alp Leo	1.3600	15200.	74	21164	No
187	GOM_NL__2PRFIN20060318_145701_000000372046_00068_21164_8321.N1	18-MAR-2006 14:57:01	Bright	37.000	51	41Gam1Leo	2.0100	4500.0	74	21164	No
188	GOM_NL__2PRFIN20060318_150437_000000402046_00068_21164_8322.N1	18-MAR-2006 15:04:37	Bright	40.000	174	52Psi UMa	3.0040	4400.0	80	21164	No
189	GOM_NL__2PRFIN20060318_150750_000000382046_00068_21164_8323.N1	18-MAR-2006 15:07:50	Bright	38.000	82	48Bet UMa	2.3650	10600.	76	21164	No
190	GOM_NL__2PRFIN20060318_150920_000000402046_00068_21164_8324.N1	18-MAR-2006 15:09:20	Bright	40.000	36	50Alp UMa	1.8000	6300.0	80	21164	No
191	GOM_NL__2PRFIN20060318_151621_000000432046_00068_21164_8325.N1	18-MAR-2006 15:16:21	Bright	42.500	60	7Bet UMi	2.0810	3950.0	85	21164	No
192	GOM_NL__2PRFIN20060318_152440_000000362046_00068_21164_8326.N1	18-MAR-2006 15:24:40	Bright	36.000	89	5Alp Cep	2.4510	8000.0	72	21164	No
193	GOM_NL__2PRFIN20060318_152948_000000352046_00068_21164_8327.N1	18-MAR-2006 15:29:48	Bright	35.000	19	50Alp Cyg	1.2460	10500.	70	21164	No
194	GOM_NL__2PRFIN20060318_153122_000000362046_00068_21164_8328.N1	18-MAR-2006 15:31:22	Bright	36.000	66	37Gam Cyg	2.2080	5900.0	72	21164	No
195	GOM_NL__2PRFIN20060318_153307_000000362046_00068_21164_8329.N1	18-MAR-2006 15:33:07	Bright	35.500	92	53Eps Cyg	2.5000	4500.0	71	21164	No
196	GOM_NL__2PRFIN20060318_154138_000000542046_00068_21164_8330.N1	18-MAR-2006 15:41:38	Tw_i_and_stray	54.000	11	53Alp Aql	0.76500	8000.0	108	21164	No
197	GOM_NL__2PRFIN20060318_155202_000000482046_00068_21164_8331.N1	18-MAR-2006 15:52:02	Dark	47.500	155	41Pi Sgr	2.9000	6600.0	95	21164	No
198	GOM_NL__2PRFIN20060318_155406_000000512046_00068_21164_8332.N1	18-MAR-2006 15:54:06	Dark	50.500	57	34Sig Sgr	2.0660	26000.	101	21164	No
199	GOM_NL__2PRFIN20060318_155736_000000462046_00068_21164_8333.N1	18-MAR-2006 15:57:36	Dark	46.000	38	20Eps Sgr	1.8360	11000.	92	21164	No
200	GOM_NL__2PRFIN20060318_160327_000000422046_00069_21165_8314.N1	18-MAR-2006 16:03:27	Dark	42.000	141	Bet Ara	2.8400	4600.0	84	21165	No
201	GOM_NL__2PRFIN20060318_160705_000000392046_00069_21165_8315.N1	18-MAR-2006 16:07:05	Dark	39.000	134	Bet TrA	2.8100	6600.0	78	21165	No
202	GOM_NL__2PRFIN20060318_160949_000000432046_00069_21165_8316.N1	18-MAR-2006 16:09:49	Dark	43.000	4	Alp1Cen	-0.010000	5800.0	86	21165	No
203	GOM_NL__2PRFIN20060318_161154_000000462046_00069_21165_8317.N1	18-MAR-2006 16:11:54	Dark	45.500	78	Alp Lup	2.3040	28000.	91	21165	No
204	GOM_NL__2PRFIN20060318_161409_000000512046_00069_21165_8318.N1	18-MAR-2006 16:14:09	Straylight	51.000	26	Gam Cru	1.6240	2900.0	102	21165	No
205	GOM_NL__2PRFIN20060318_161555_000000402046_00069_21165_8319.N1	18-MAR-2006 16:15:55	Straylight	39.500	64	Gam Cen	2.2000	10600.	79	21165	No
206	GOM_NL__2PRFIN20060318_162425_000000512046_00069_21165_8320.N1	18-MAR-2006 16:24:25	Straylight	50.500	171	2Eps Crv	3.0010	4250.0	101	21165	No
207	GOM_NL__2PRFIN20060318_163525_000000372046_00069_21165_8321.N1	18-MAR-2006 16:35:25	Bright	37.000	22	32Alp Leo	1.3600	15200.	74	21165	No
208	GOM_NL__2PRFIN20060318_163737_000000372046_00069_21165_8322.N1	18-MAR-2006 16:37:37	Bright	37.000	51	41Gam1Leo	2.0100	4500.0	74	21165	No
209	GOM_NL__2PRFIN20060318_164513_000000382046_00069_21165_8323.N1	18-MAR-2006 16:45:13	Bright	38.000	174	52Psi UMa	3.0040	4400.0	76	21165	No
210	GOM_NL__2PRFIN20060318_164826_000000372046_00069_21165_8324.N1	18-MAR-2006 16:48:26	Bright	37.000	82	48Bet UMa	2.3650	10600.	74	21165	No
211	GOM_NL__2PRFIN20060318_164956_000000382046_00069_21165_8325.N1	18-MAR-2006 16:49:56	Bright	37.500	36	50Alp UMa	1.8000	6300.0	75	21165	No
212	GOM_NL__2PRFIN20060318_165656_000000402046_00069_21165_8326.N1	18-MAR-2006 16:56:56	Bright	39.500	60	7Bet UMi	2.0810	3950.0	79	21165	No
213	GOM_NL__2PRFIN20060318_170516_000000402046_00069_21165_8327.N1	18-MAR-2006 17:05:16	Bright	39.500	89	5Alp Cep	2.4510	8000.0	79	21165	No
214	GOM_NL__2PRFIN20060318_171024_000000382046_00069_21165_8328.N1	18-MAR-2006 17:10:24	Bright	38.000	19	50Alp Cyg	1.2460	10500.	76	21165	No
215	GOM_NL__2PRFIN20060318_171158_000000392046_00069_21165_8329.N1	18-MAR-2006 17:11:58	Bright	39.000	66	37Gam Cyg	2.2080	5900.0	78	21165	No
216	GOM_NL__2PRFIN20060318_171343_000000382046_00069_21165_8330.N1	18-MAR-2006 17:13:43	Bright	38.000	92	53Eps Cyg	2.5000	4500.0	76	21165	No
217	GOM_NL__2PRFIN20060318_172215_000000532046_00069_21165_8331.N1	18-MAR-2006 17:22:15	Tw_i_and_stray	52.500	11	53Alp Aql	0.76500	8000.0	105	21165	No
218	GOM_NL__2PRFIN20060318_173238_000000452046_00069_21165_8332.N1	18-MAR-2006 17:32:38	Dark	44.500	155	41Pi Sgr	2.9000	6600.0	89	21165	No
219	GOM_NL__2PRFIN20060318_173443_000000462046_00069_21165_8333.N1	18-MAR-2006 17:34:43	Dark	45.500	57	34Sig Sgr	2.0660	26000.	91	21165	No

279	GOM_NL__2PRFIN20060318_221531_000000382046_00072_21168_8362.N1	18-MAR-2006 22:15:31	Bright	38.000	92	53Eps Cyg	2.5000	4500.0	76	21168	No
280	GOM_NL__2PRFIN20060318_222404_000000552046_00072_21168_8363.N1	18-MAR-2006 22:24:04	Twilight	54.500	11	53Alp Aql	0.76500	8000.0	109	21168	No
281	GOM_NL__2PRFIN20060318_223429_000000482046_00072_21168_8364.N1	18-MAR-2006 22:34:29	Dark	48.000	155	41Pi Sgr	2.9000	6600.0	96	21168	No
282	GOM_NL__2PRFIN20060318_224004_000000472046_00072_21168_8365.N1	18-MAR-2006 22:40:04	Dark	47.000	38	20Eps Sgr	1.8360	11000.	94	21168	No
283	GOM_NL__2PRFIN20060318_224553_000000422046_00073_21169_8348.N1	18-MAR-2006 22:45:53	Dark	41.500	141	Bet Ara	2.8400	4600.0	83	21169	No
284	GOM_NL__2PRFIN20060318_224931_000000392046_00073_21169_8349.N1	18-MAR-2006 22:49:31	Dark	38.500	134	Bet TrA	2.8100	6600.0	77	21169	No
285	GOM_NL__2PRFIN20060318_225215_000000432046_00073_21169_8350.N1	18-MAR-2006 22:52:15	Dark	43.000	4	Alp1Cen	-0.010000	5800.0	86	21169	No
286	GOM_NL__2PRFIN20060318_225421_000000472046_00073_21169_8351.N1	18-MAR-2006 22:54:21	Dark	46.500	78	Alp Lup	2.3040	28000.	93	21169	No
287	GOM_NL__2PRFIN20060318_225634_000000472046_00073_21169_8352.N1	18-MAR-2006 22:56:34	Straylight	46.500	26	Gam Cru	1.6240	2900.0	93	21169	No
288	GOM_NL__2PRFIN20060318_225820_000000422046_00073_21169_8353.N1	18-MAR-2006 22:58:20	Straylight	42.000	64	Gam Cen	2.2000	10600.	84	21169	No
289	GOM_NL__2PRFIN20060318_230650_000000492046_00073_21169_8354.N1	18-MAR-2006 23:06:50	Straylight	49.000	171	2Eps Crv	3.0010	4250.0	98	21169	No
290	GOM_NL__2PRFIN20060318_231748_000000382046_00073_21169_8355.N1	18-MAR-2006 23:17:48	Bright	37.500	22	32Alp Leo	1.3600	15200.	75	21169	No
291	GOM_NL__2PRFIN20060318_232001_000000372046_00073_21169_8356.N1	18-MAR-2006 23:20:01	Bright	37.000	51	41Gam1Leo	2.0100	4500.0	74	21169	No
292	GOM_NL__2PRFIN20060318_232735_000000392046_00073_21169_8357.N1	18-MAR-2006 23:27:35	Bright	38.500	174	52Psi UMa	3.0040	4400.0	77	21169	No
293	GOM_NL__2PRFIN20060318_233049_000000372046_00073_21169_8358.N1	18-MAR-2006 23:30:49	Bright	36.500	82	48Bet UMa	2.3650	10600.	73	21169	No
294	GOM_NL__2PRFIN20060318_233219_000000382046_00073_21169_8359.N1	18-MAR-2006 23:32:19	Bright	38.000	36	50Alp UMa	1.8000	6300.0	76	21169	No
295	GOM_NL__2PRFIN20060318_233918_000000392046_00073_21169_8360.N1	18-MAR-2006 23:39:18	Bright	39.000	60	7Bet UMi	2.0810	3950.0	78	21169	No
296	GOM_NL__2PRFIN20060318_234740_000000352046_00073_21169_8361.N1	18-MAR-2006 23:47:40	Bright	35.000	89	5Alp Cep	2.4510	8000.0	70	21169	No
297	GOM_NL__2PRFIN20060318_235247_000000392046_00073_21169_8362.N1	18-MAR-2006 23:52:47	Bright	38.500	19	50Alp Cyg	1.2460	10500.	77	21169	No
298	GOM_NL__2PRFIN20060318_235422_000000362046_00073_21169_8363.N1	18-MAR-2006 23:54:22	Bright	36.000	66	37Gam Cyg	2.2080	5900.0	72	21169	No
299	GOM_NL__2PRFIN20060318_235607_000000362046_00073_21169_8364.N1	18-MAR-2006 23:56:07	Bright	36.000	92	53Eps Cyg	2.5000	4500.0	72	21169	No

3. Quality information per product

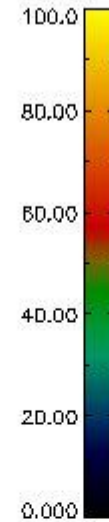
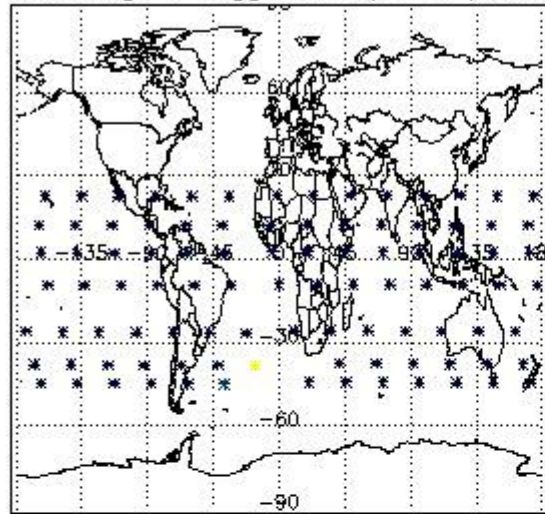
In this section it is plotted some information contained in the Quality Summary data set of the level 2 products. Only products in dark limb conditions and without errors (error flag in the MPH set to "0") are used.

3.1 Plot quality information per product (time dependant)

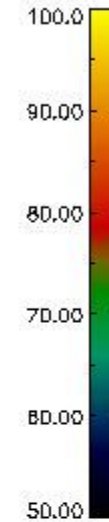
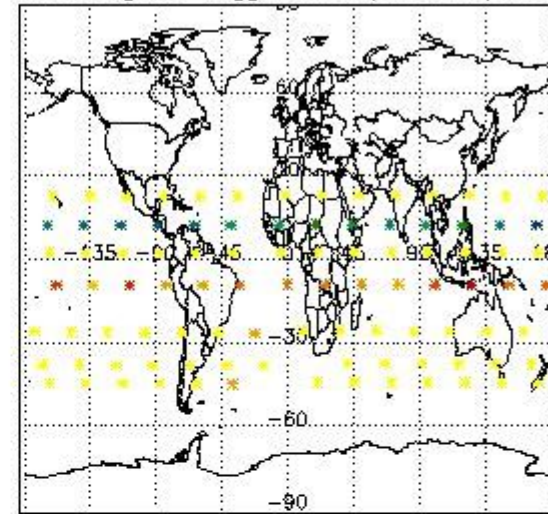


3.2 Plot quality information per product (world map)


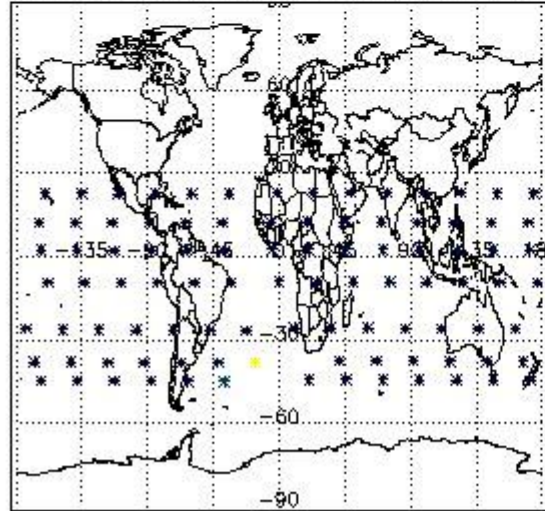
Percentage of flagged data per O3 profile



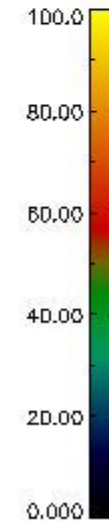
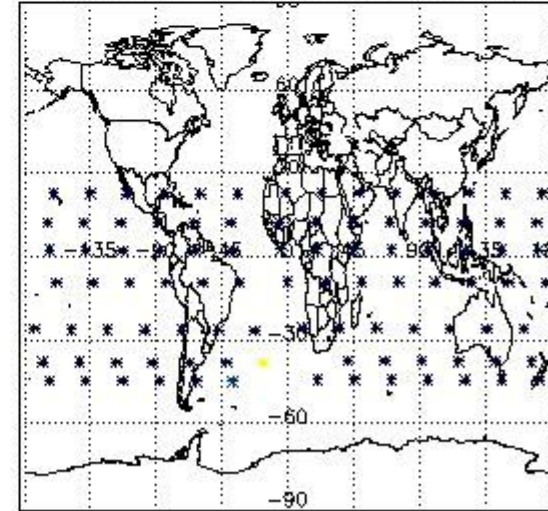
Percentage of flagged data per H2O profile



Percentage of flagged data per NO2 profile



Percentage of flagged data per NO3 profile

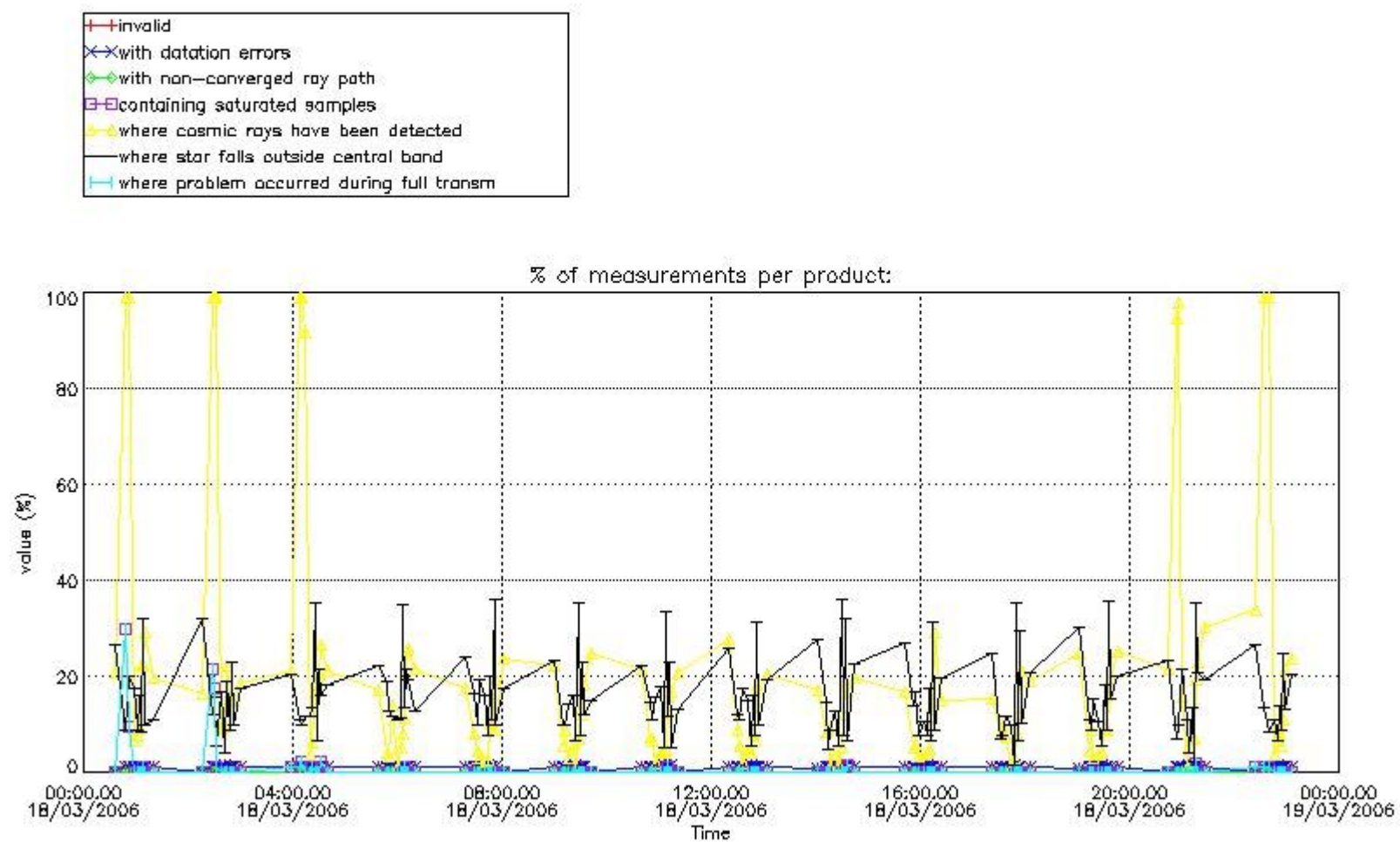


4. Level 1 quality information per product

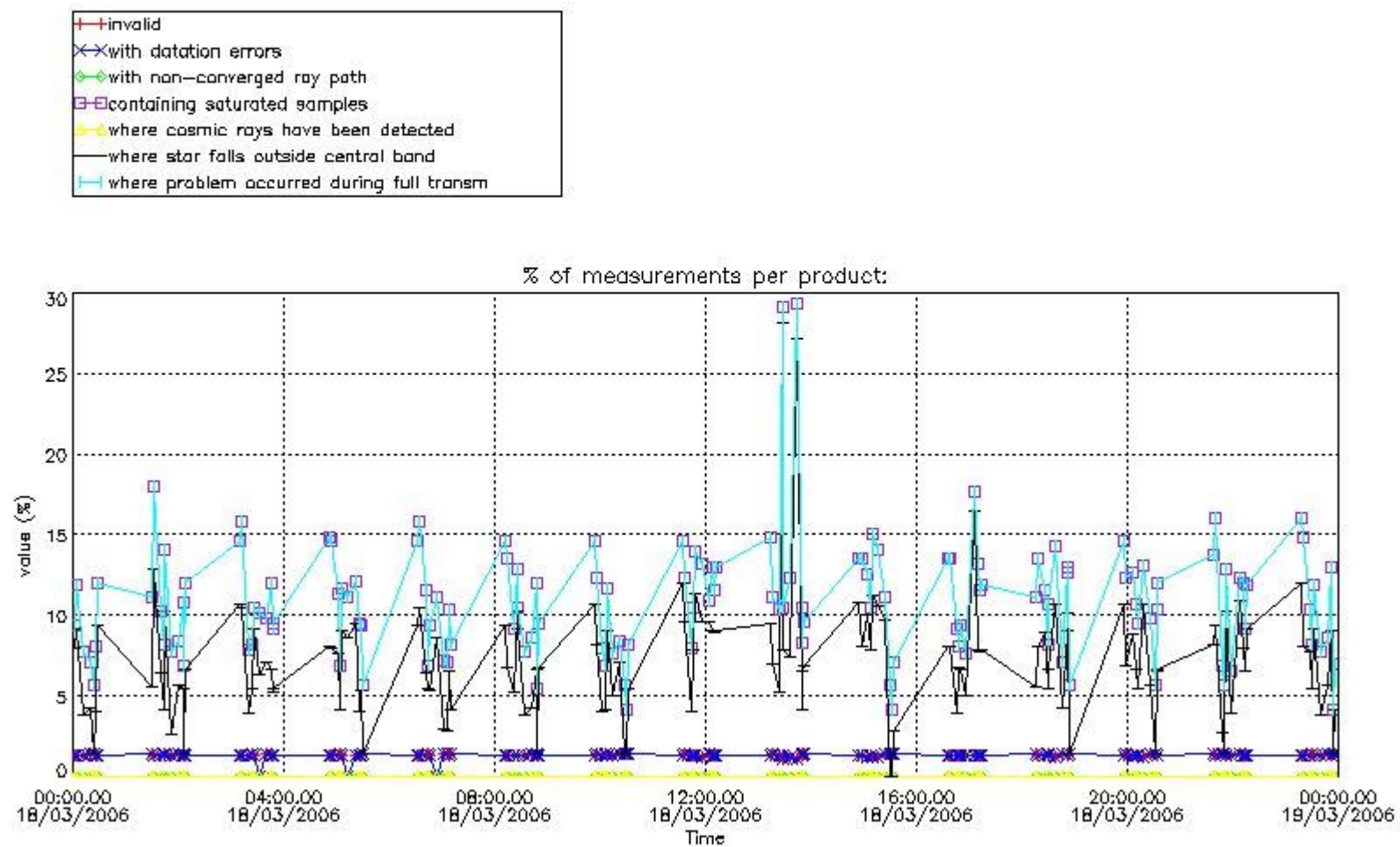
In this section it is plotted some information contained in the Quality Summary data set of the level 2 products that comes from the level 1b processing. Products without errors (error flag in the MPH set to "0") are used.

4.1 Plot quality information per product (time dependant) coming from level 1b processing

4.1.1 Plot level 1 quality information per product (time dependant): ENVISAT ASCENDING passes

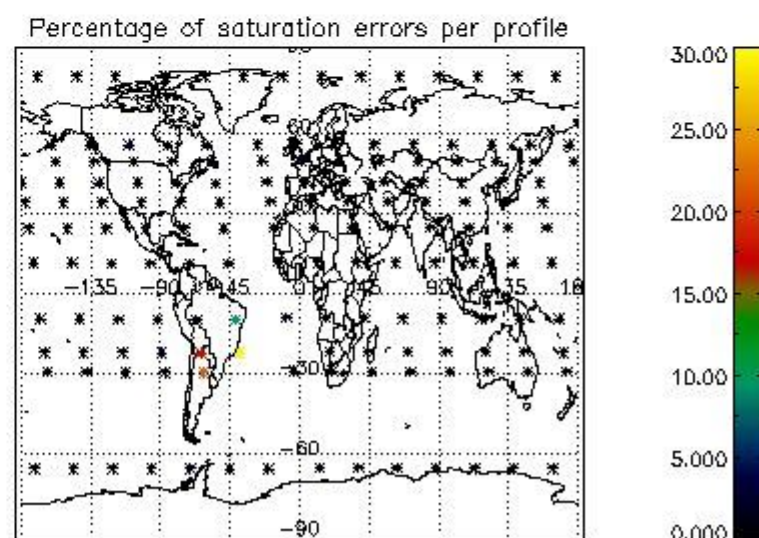
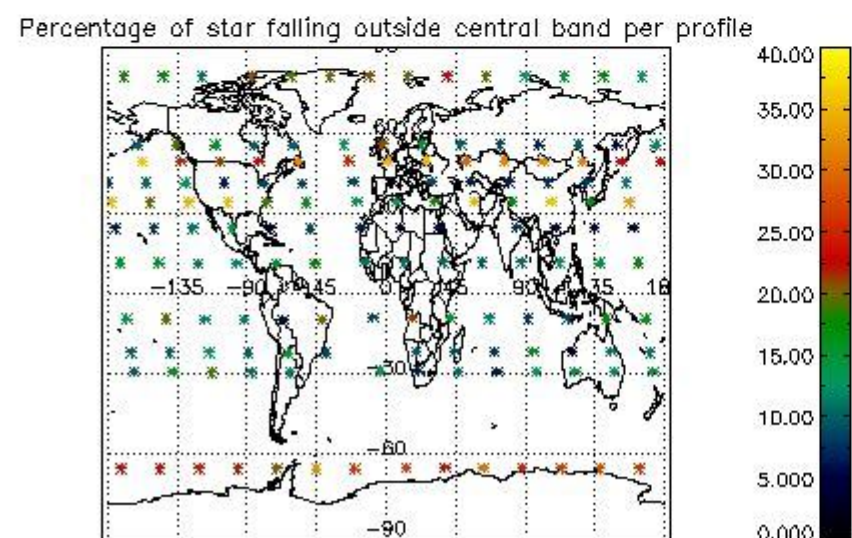
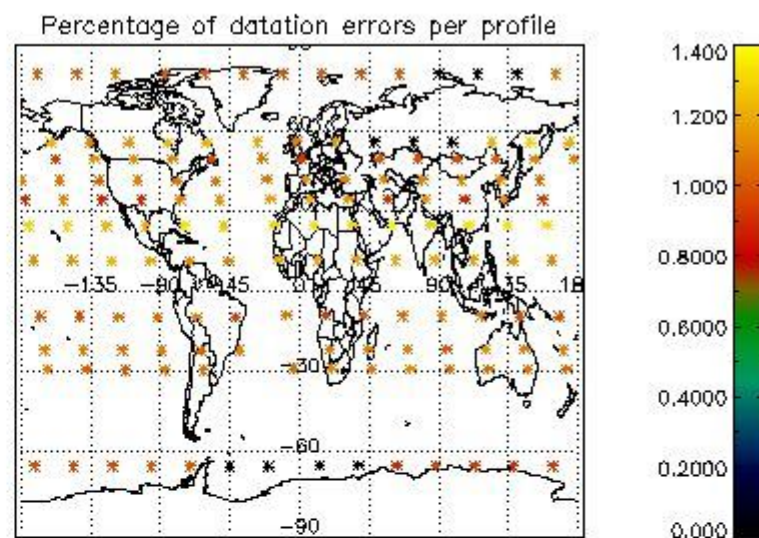
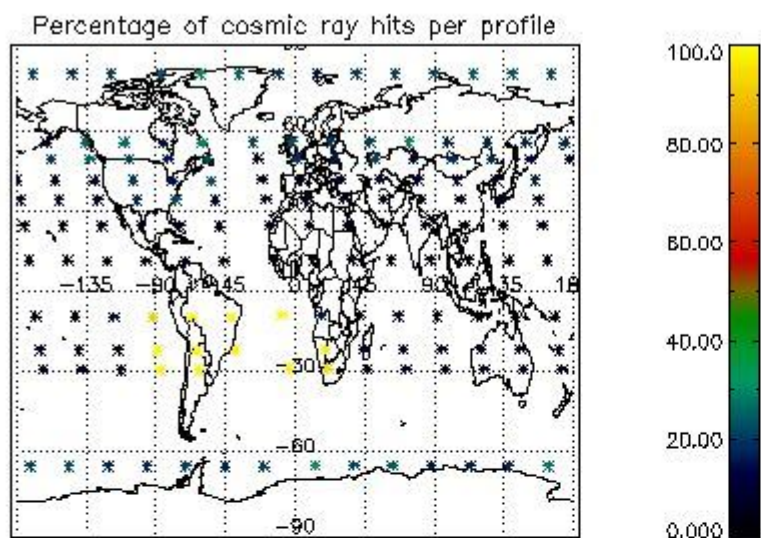


4.1.2 Plot level 1 quality information per product (time dependant): ENVI SAT DESCENDING passes

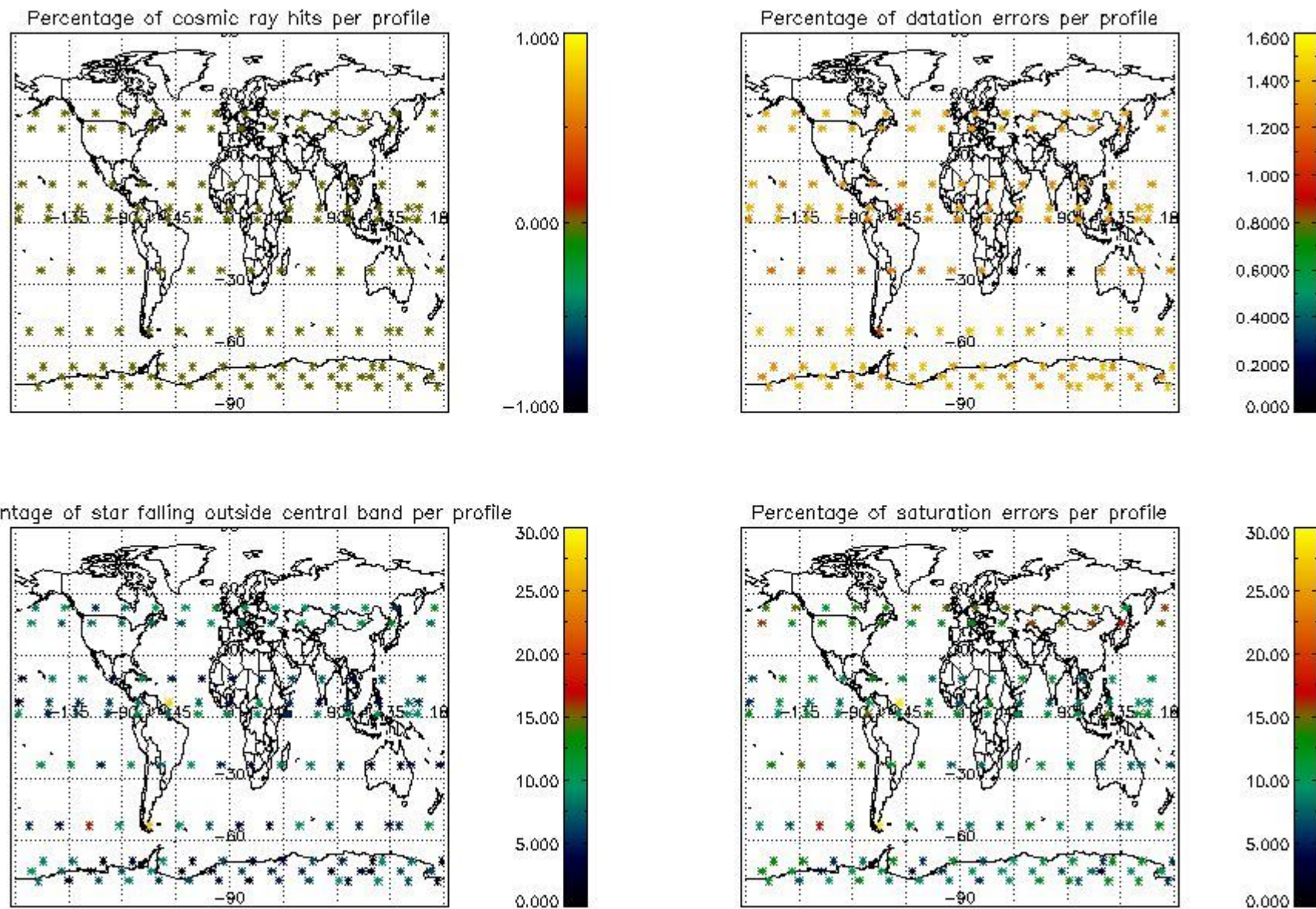


4.2 Plot quality information per product coming from level 1b processing (world map)

4.2.1 Plot level 1 quality information per product (world map): ENVISAT ASCENDING passes



4.2.2 Plot level 1 quality information per product (world map): ENVISAT DESCENDING passes



5. Trace gas profiles

5.1 Ozone statistics based on quality of products

The final quality of the products can be "measured" using the STD (Standard Deviation) attached to every point profile. This information is written to the parameter GOM_NL__2P/NL_LOCAL_SPECIES_DENSITY/o3_std of the level 2 products. The table below shows the statistics for given STD ranges.

The statistics are given with respect to the overall valid production:

- Products without fatal errors: GOM_NL__2P/MPH/PRODUCT_ERR=0
- Valid point profile: GOM_NL__2P/NL_LOCAL_SPECIES_DENSITY/pcd(0)=0

The 'Criteria' is applied to valid points of dark limb products:

- Products in dark limb illumination condition: GOM_NL__2P/NL_SUMMARY_QUALITY/obs_ill_cond=0
- Products without fatal errors: GOM_NL__2P/MPH/PRODUCT_ERR=0
- Valid point profile: GOM_NL__2P/NL_LOCAL_SPECIES_DENSITY/pcd(0)=0

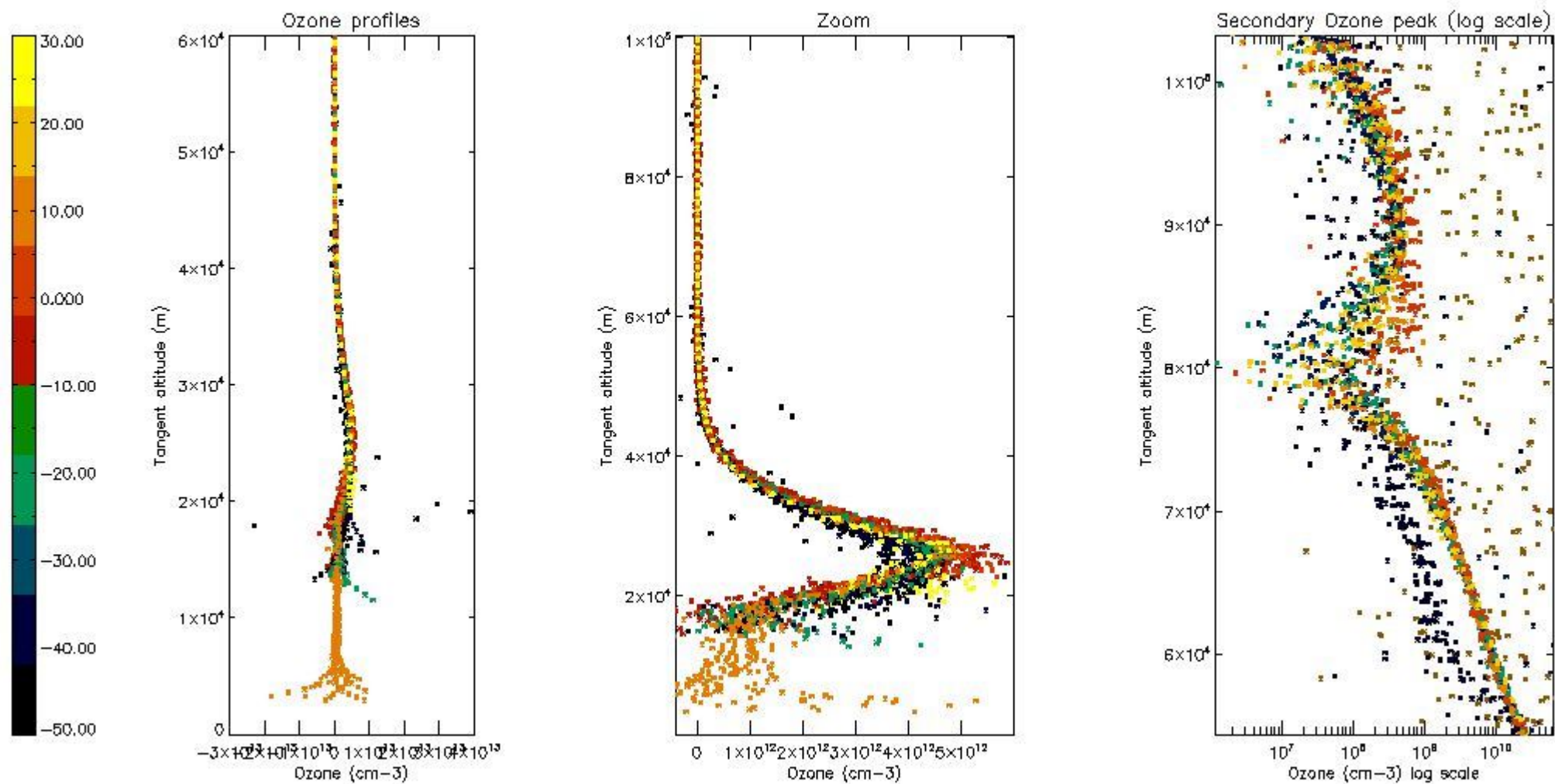
So, the table below shows the percentage of dark limb and valid observations for each criteria with respect to the overall valid daily observations.

Criteria	% of total production
All STD	35
STD < 20	19

STD < 10	15
STD < 5	10

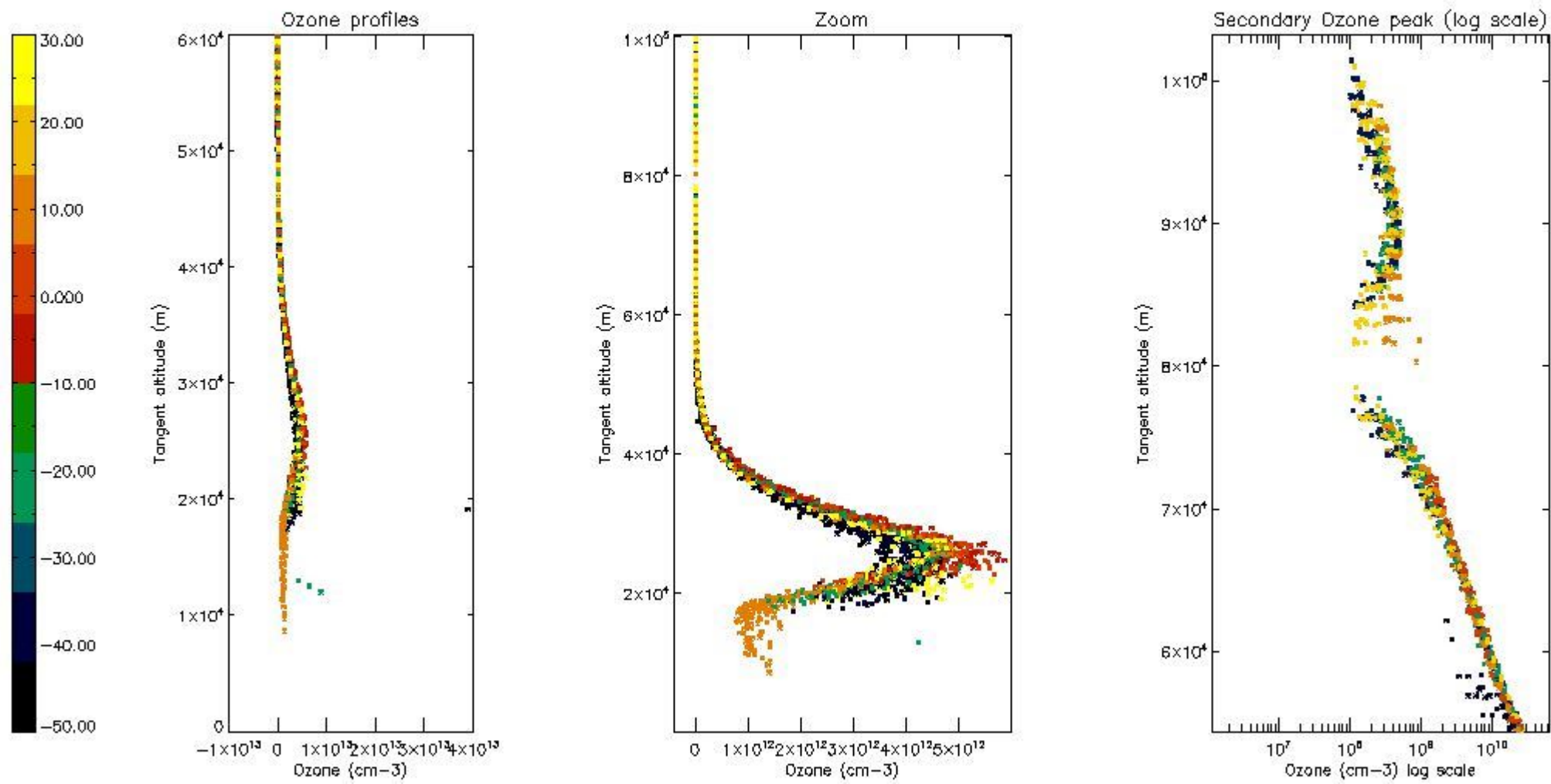
5.2 Plot ozone profiles for all STD (dark without errors)

The colorbar represents the latitude.



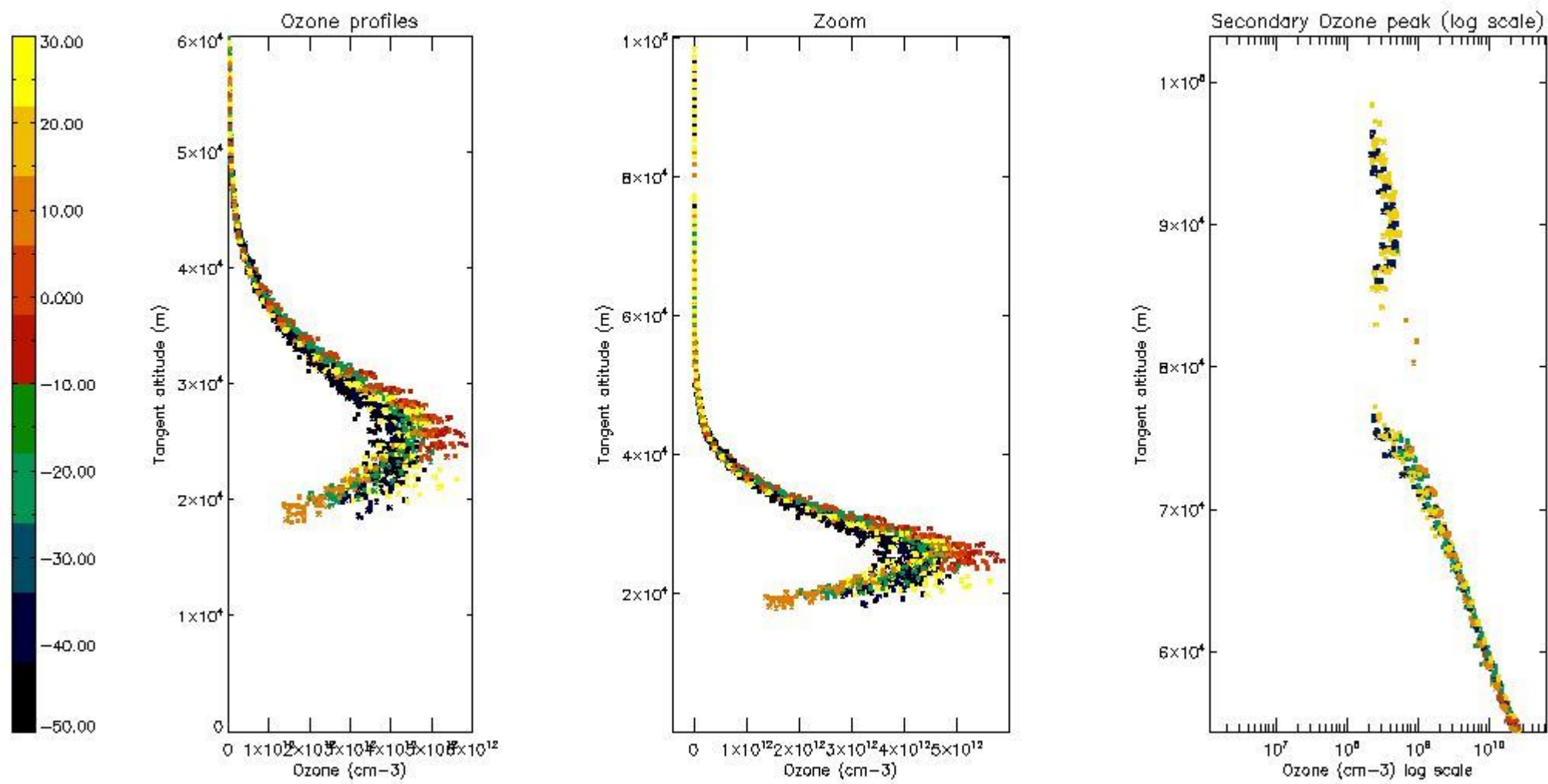
5.3 Plot ozone profiles where STD < 20% (dark without errors)

The colorbar represents the latitude.



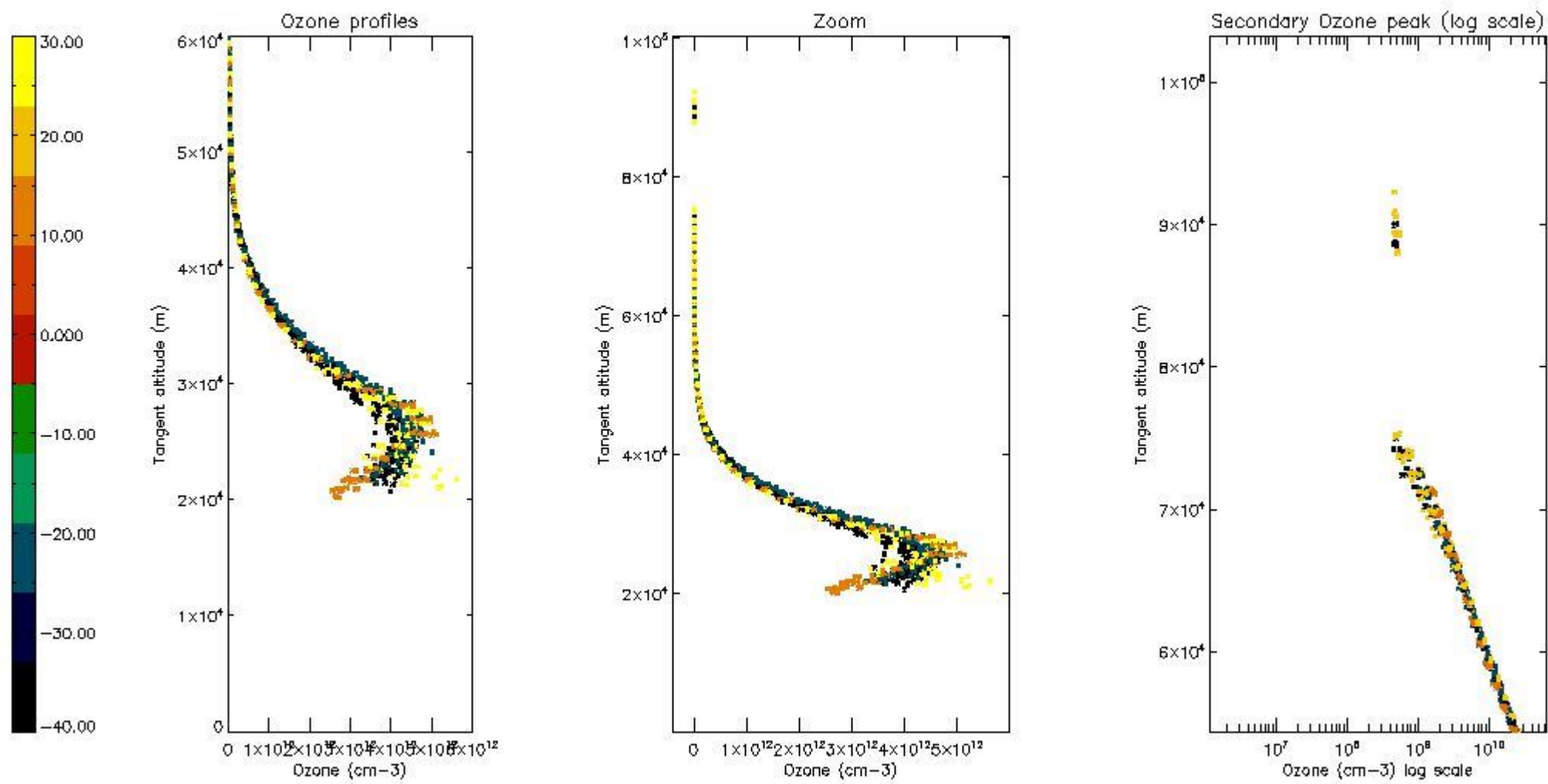
5.4 Plot ozone profiles where $STD < 10\%$ (dark without errors)

The colorbar represents the latitude.



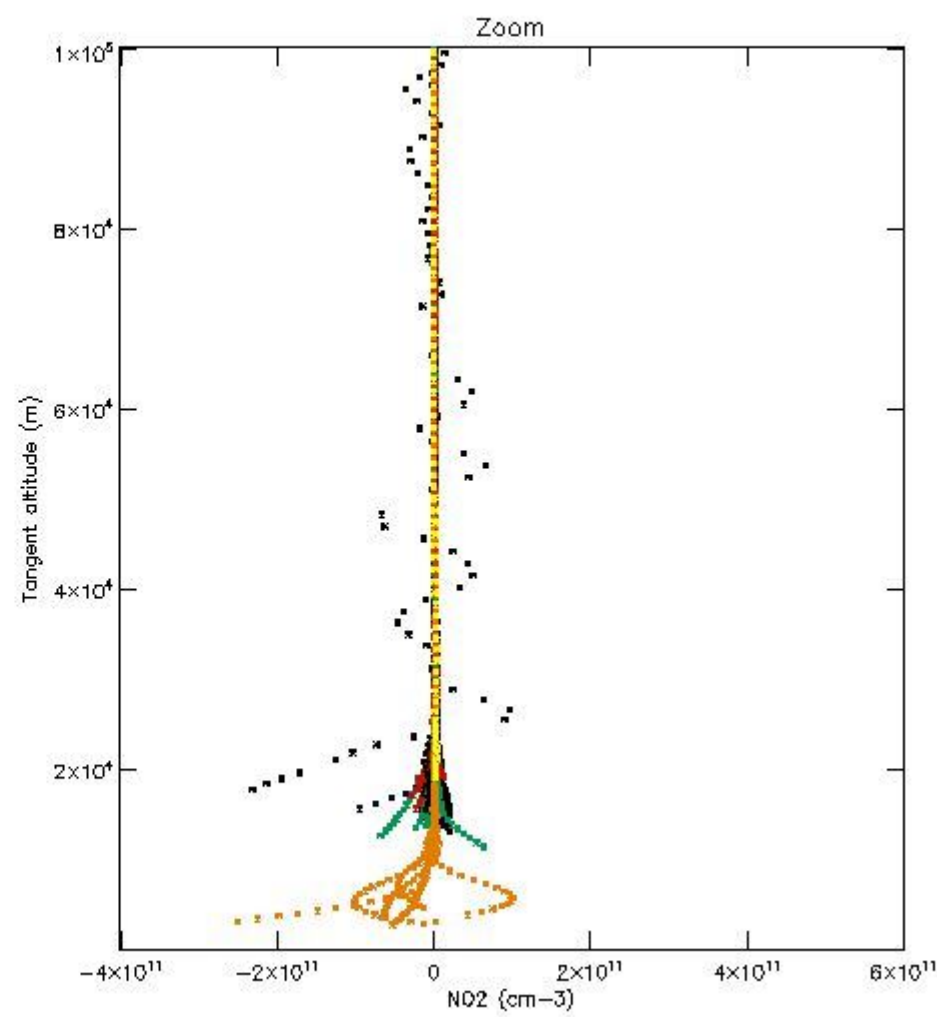
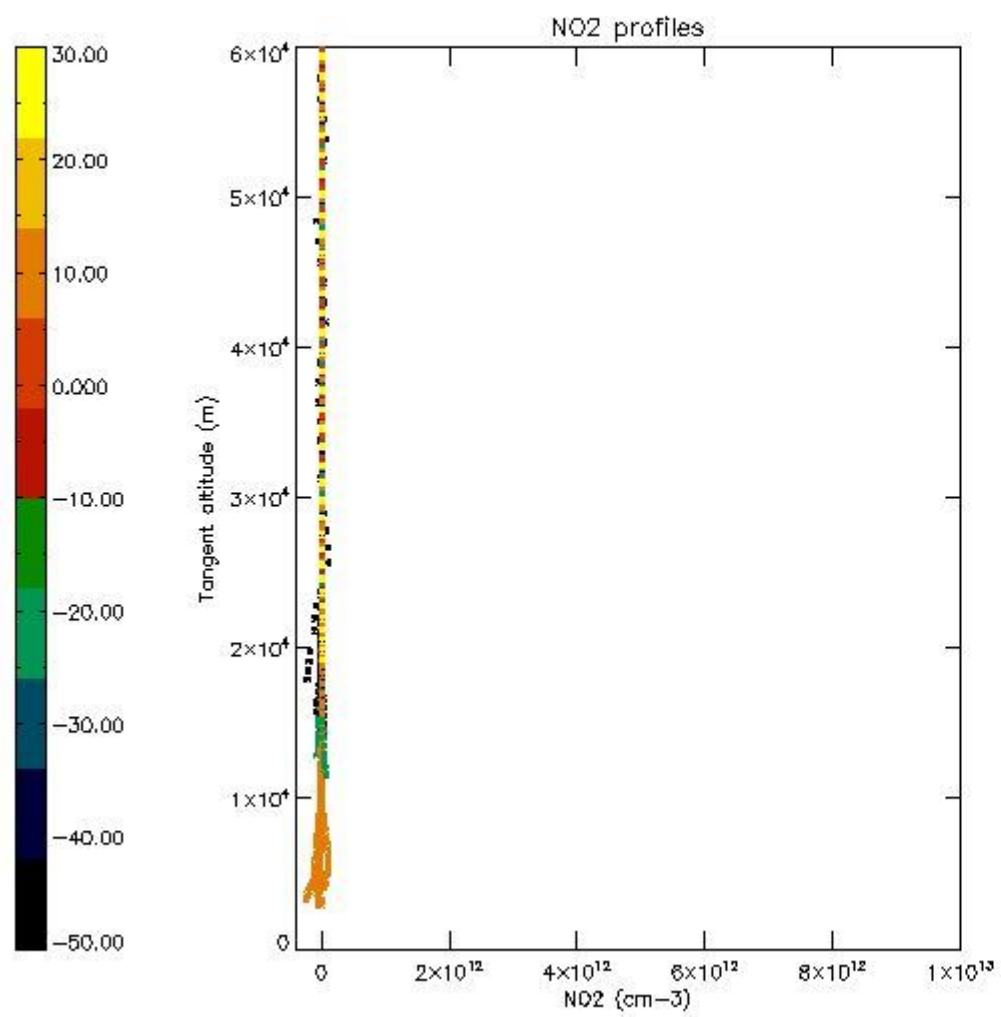
5.5 Plot ozone profiles where STD < 5% (dark without errors)

The colorbar represents the latitude.



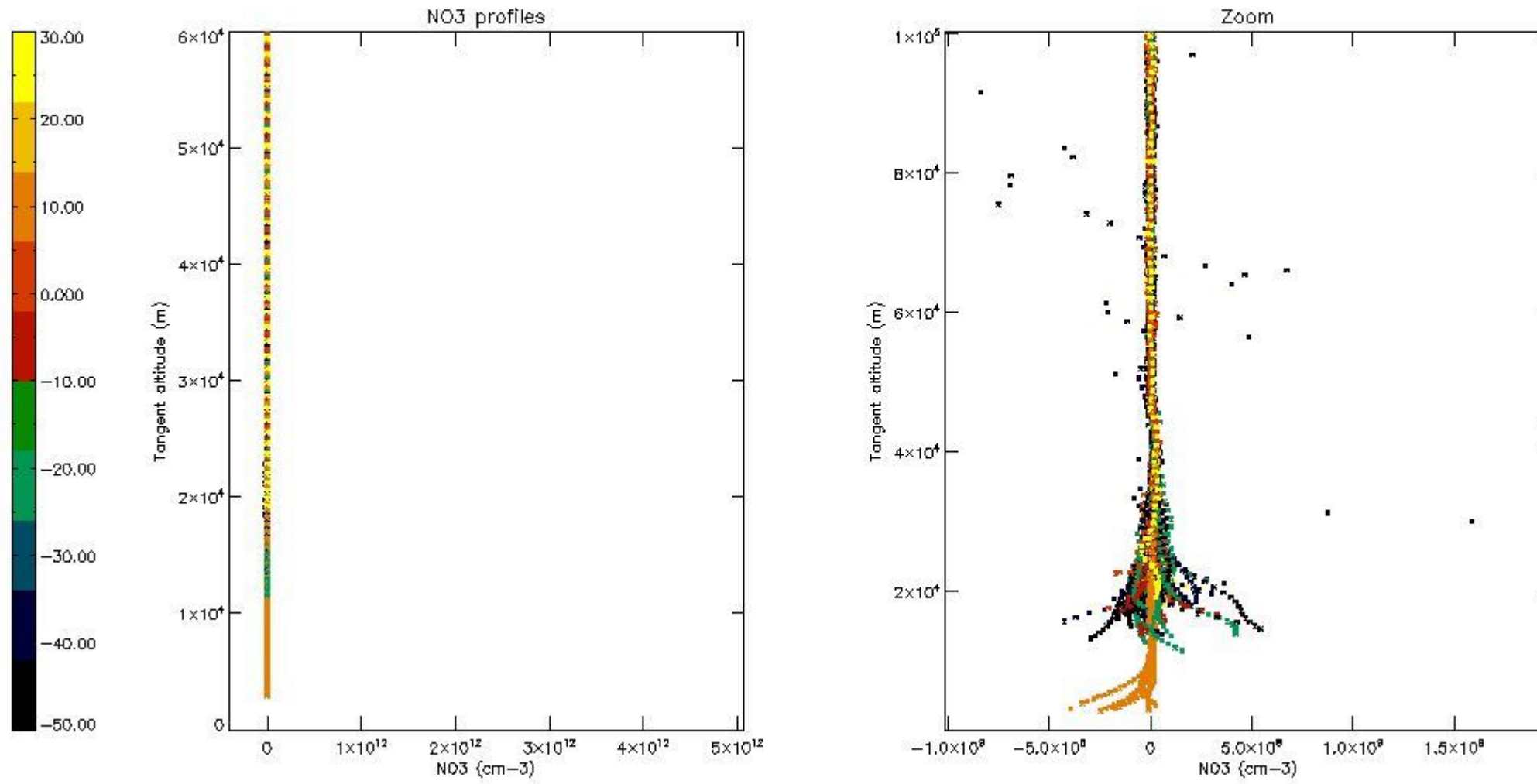
5.6 Plot NO₂ profiles for all STD (dark without errors)

The colorbar represents the latitude.



5.7 Plot NO3 profiles for all STD (dark without errors)

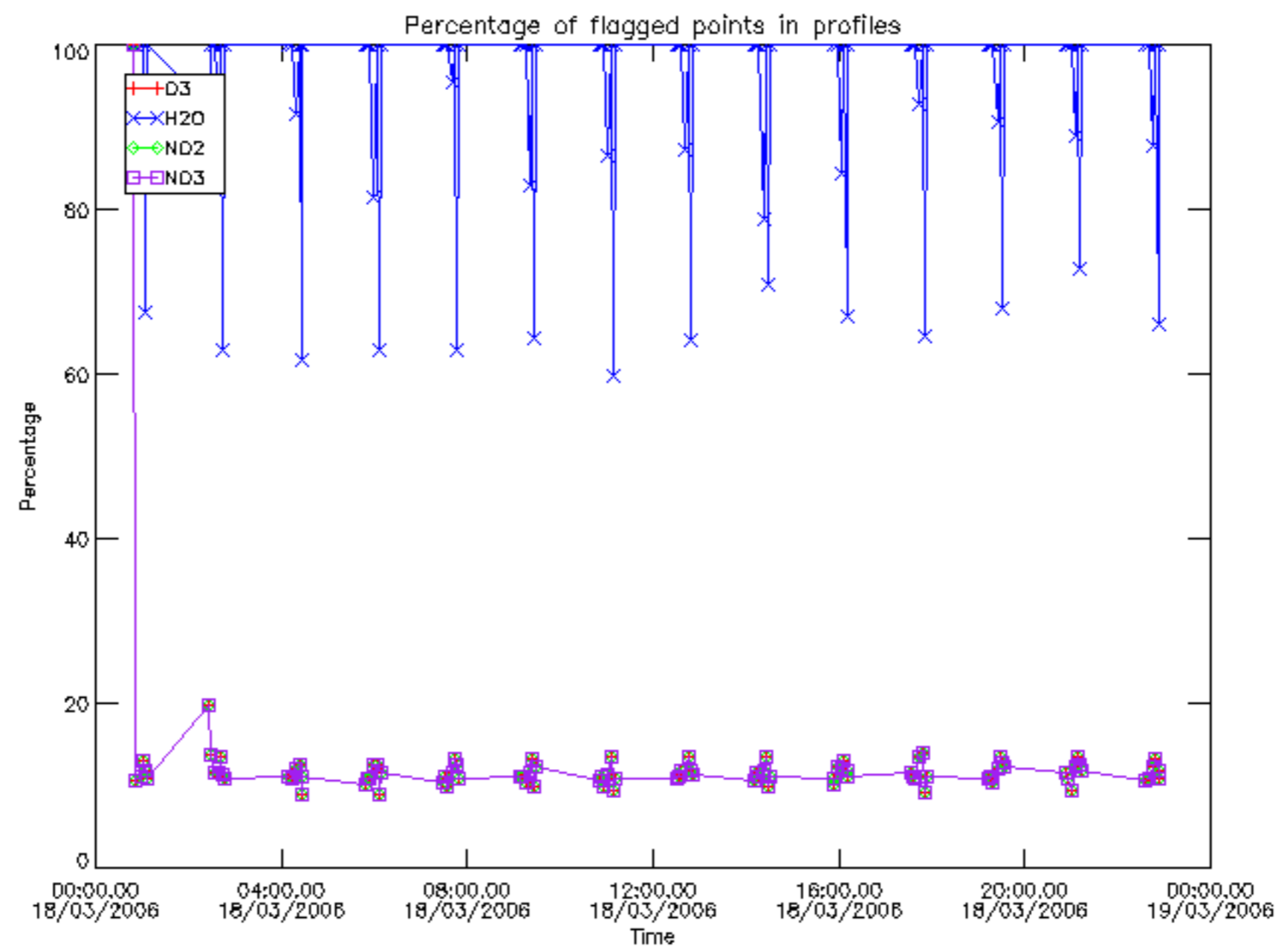
The colorbar represents the latitude.



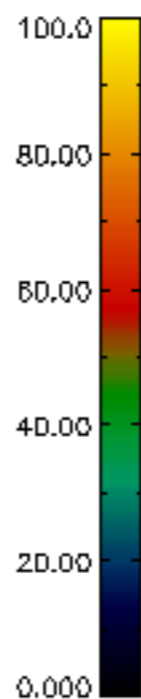
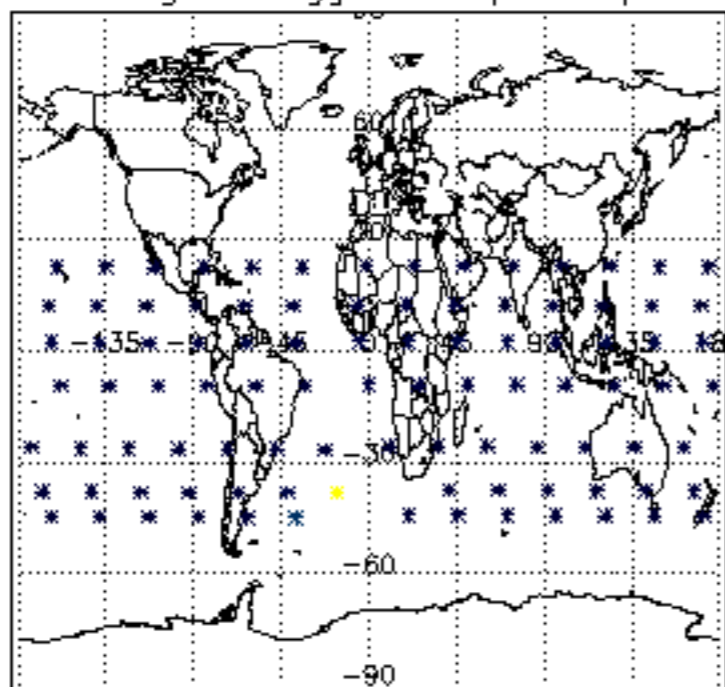
6. Auxiliary Data Files used for the production reported in section 2

The number reported in the third column indicates since which file (see list in section 2) the corresponding auxiliary file has been used. The fourth column is the date of those product files.

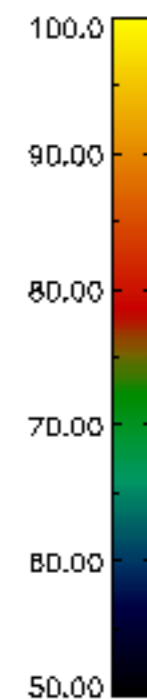
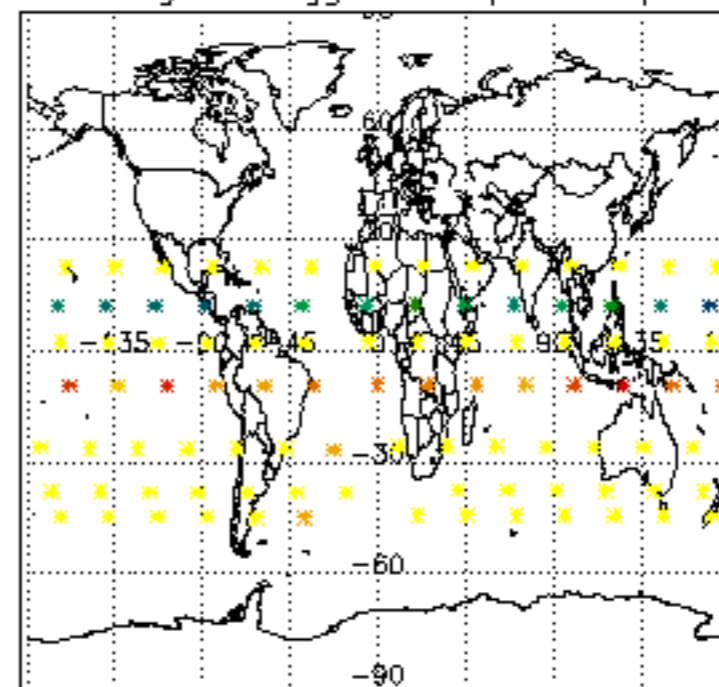
Type	Auxiliary Filename	Used since product	Used since product date
INST_PHYS_CHARACTERISTICS	GOM_INS_AXVIEC20091111_143220_20030716_120000_20500101_000000	1	18-MAR-2006 00:02:29
LEVEL-2_PROC_CONFIG	GOM_PR2_AXVIEC20091111_152718_20020301_000000_20500101_000000	1	18-MAR-2006 00:02:29
CROSS_SECTIONS_FILE	GOM_CRS_AXVIEC20091111_154832_20020301_000000_20500101_000000	1	18-MAR-2006 00:02:29



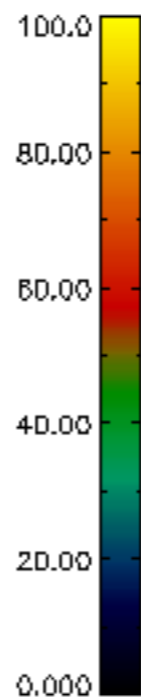
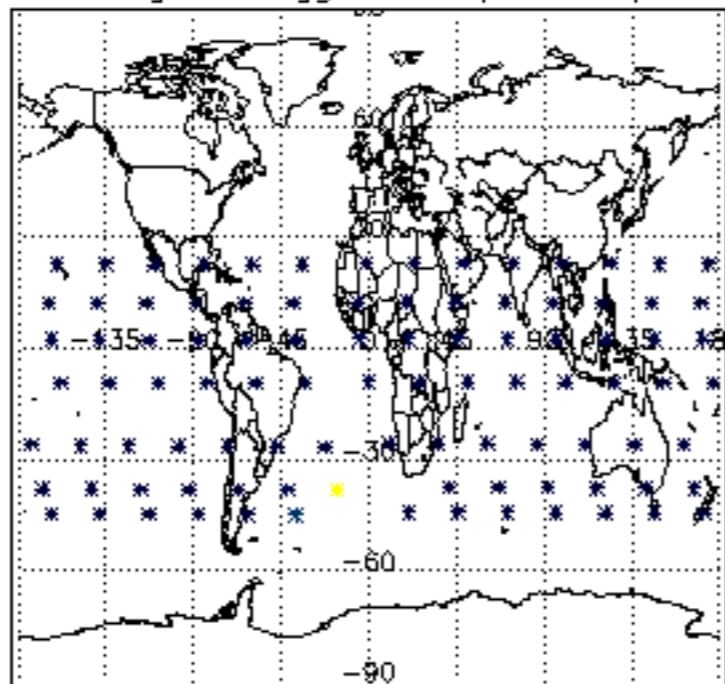
Percentage of flagged data per D3 profile



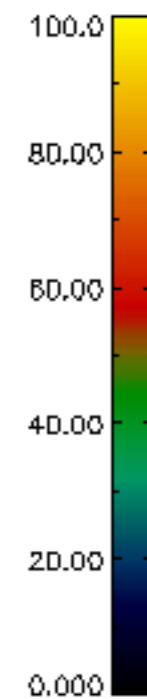
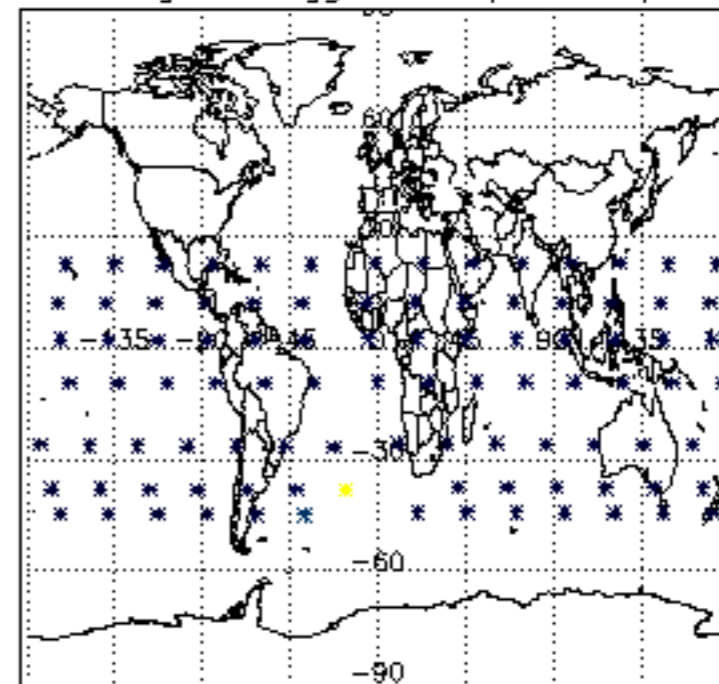
Percentage of flagged data per H2O profile

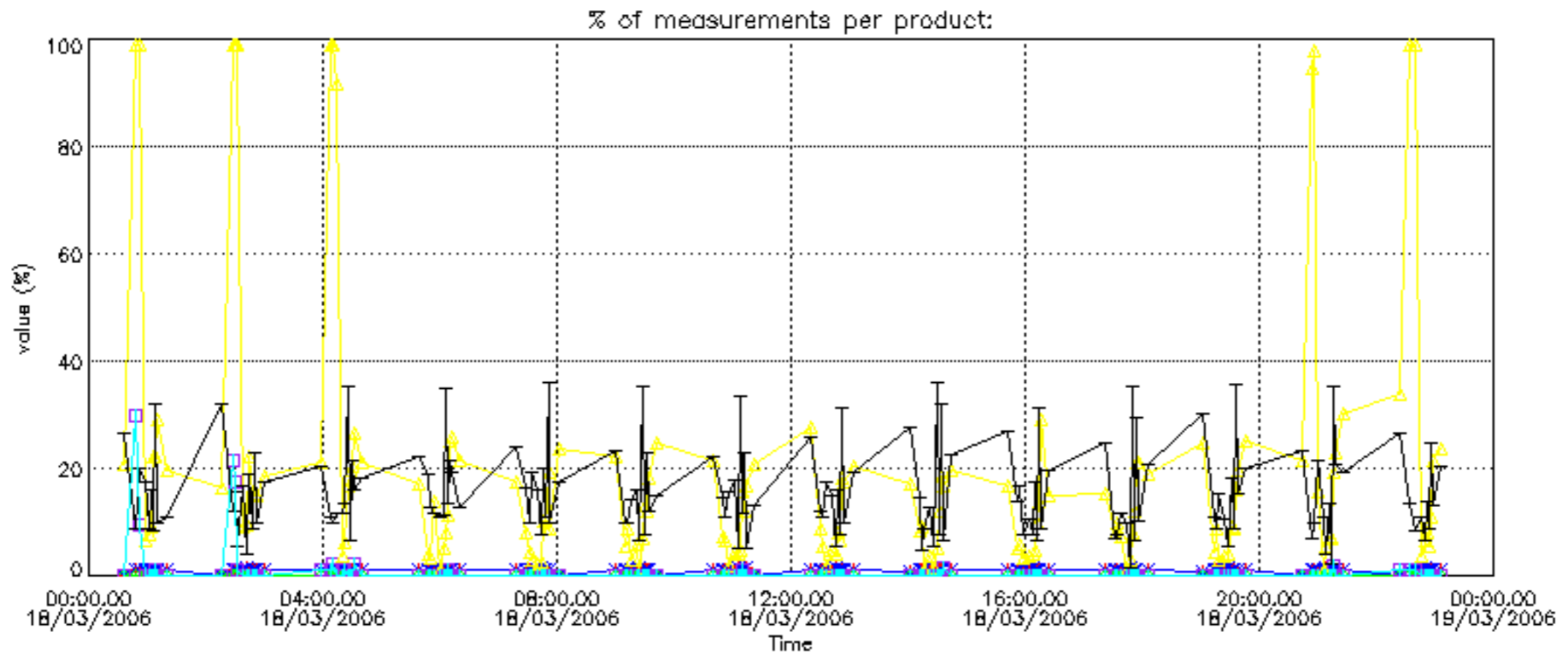


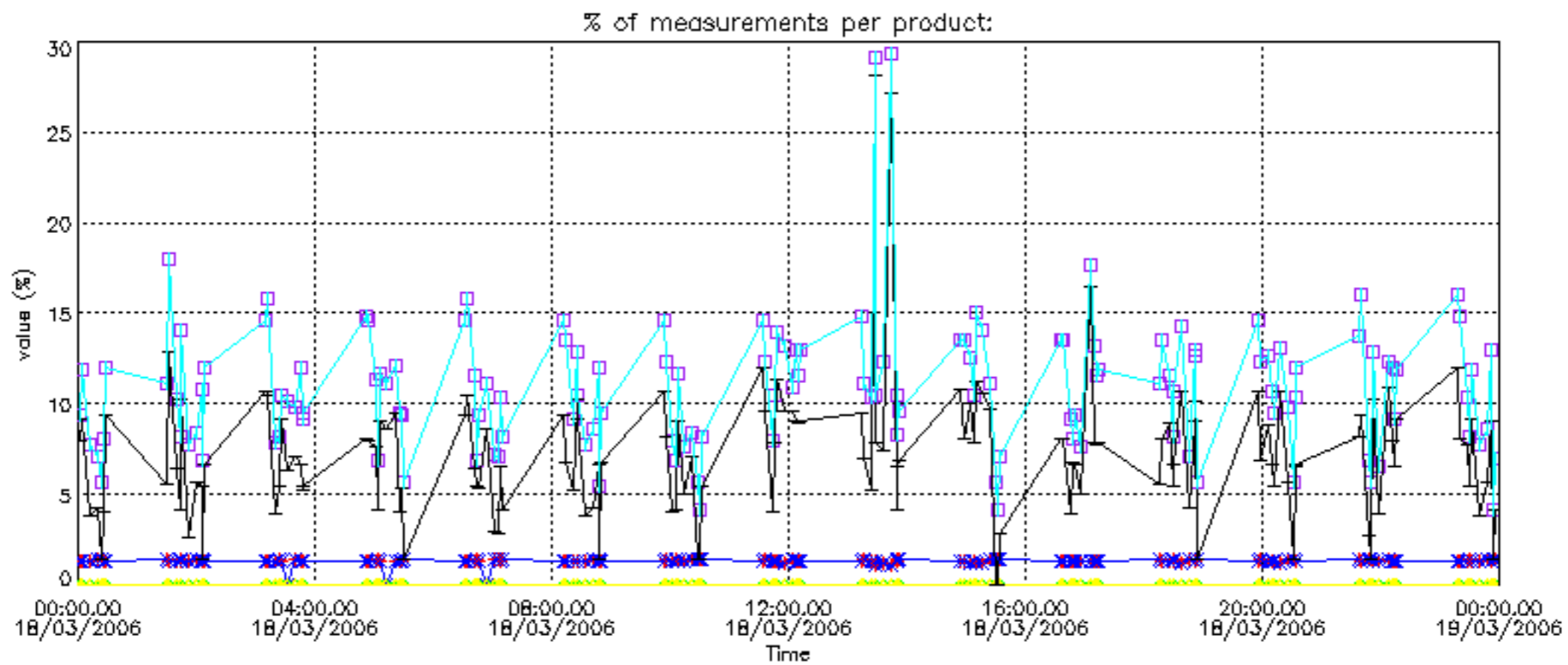
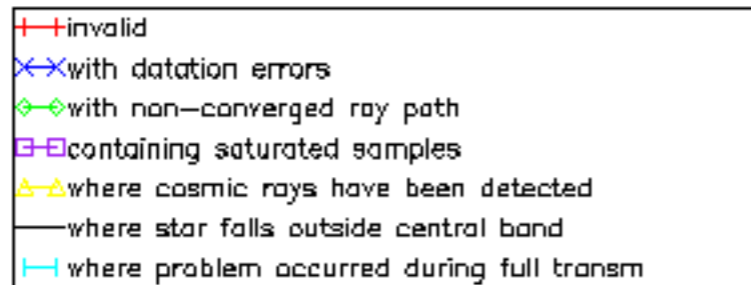
Percentage of flagged data per NO2 profile



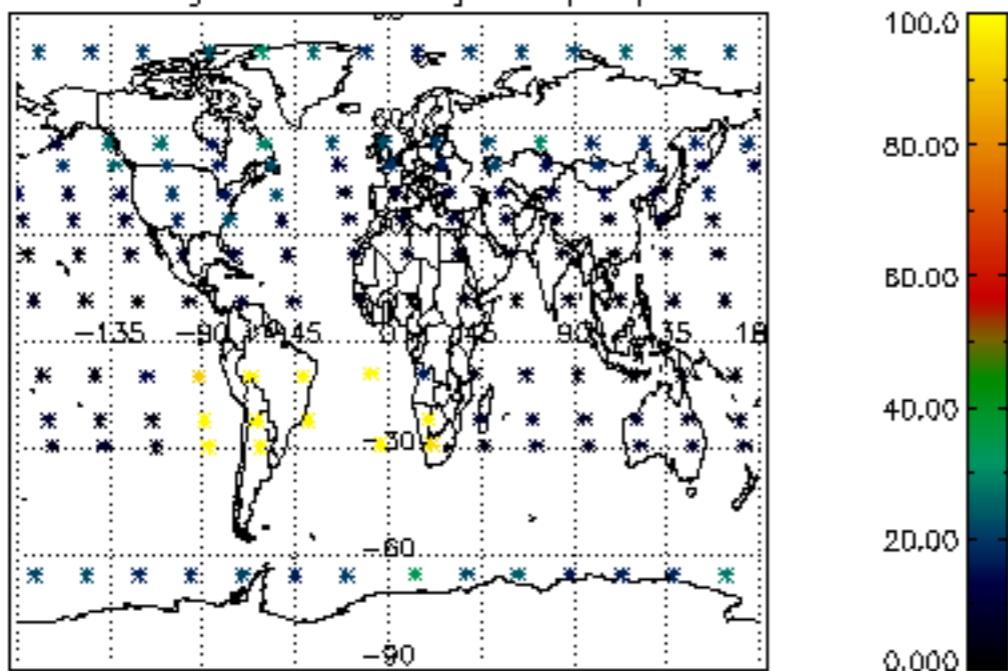
Percentage of flagged data per NO3 profile



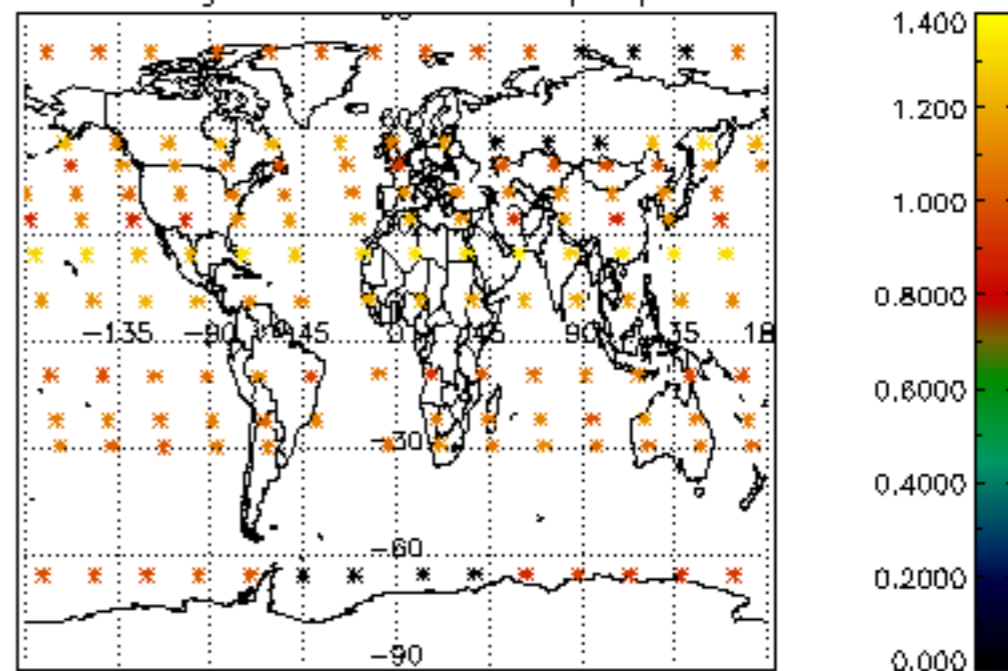




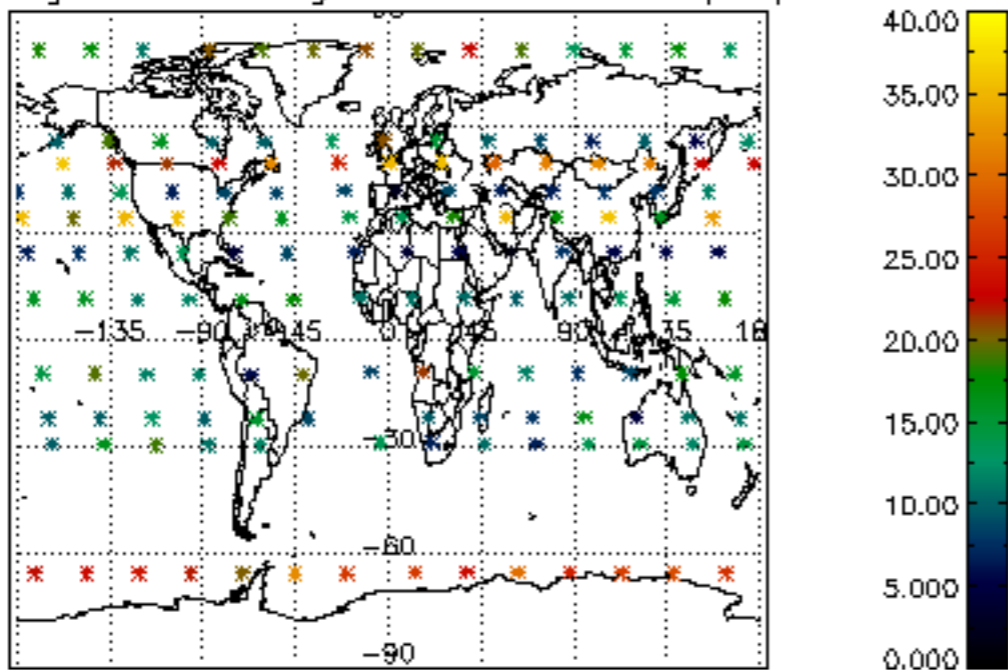
Percentage of cosmic ray hits per profile



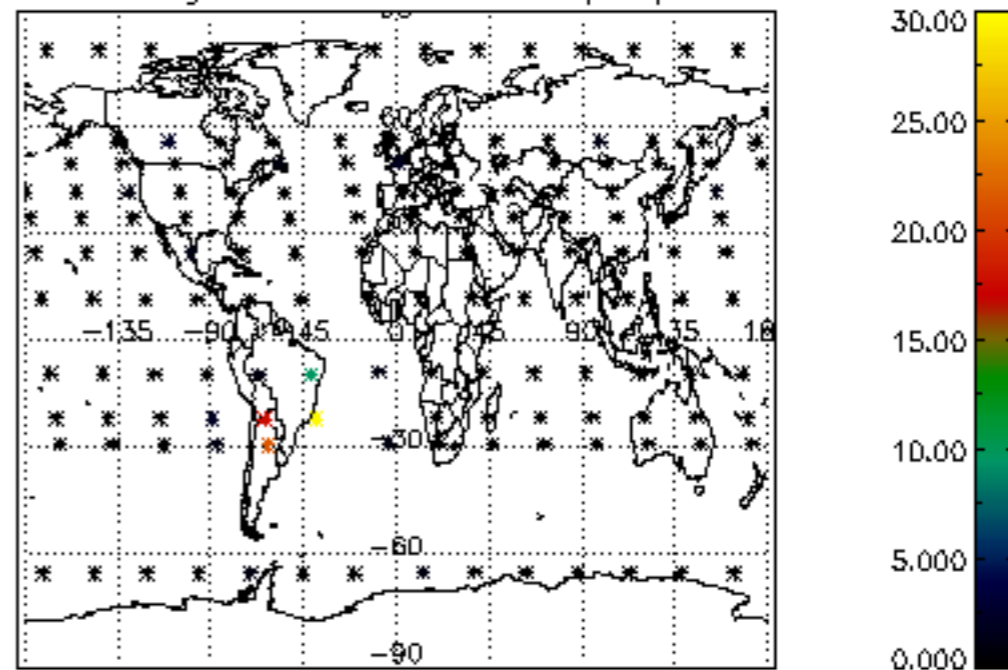
Percentage of datation errors per profile



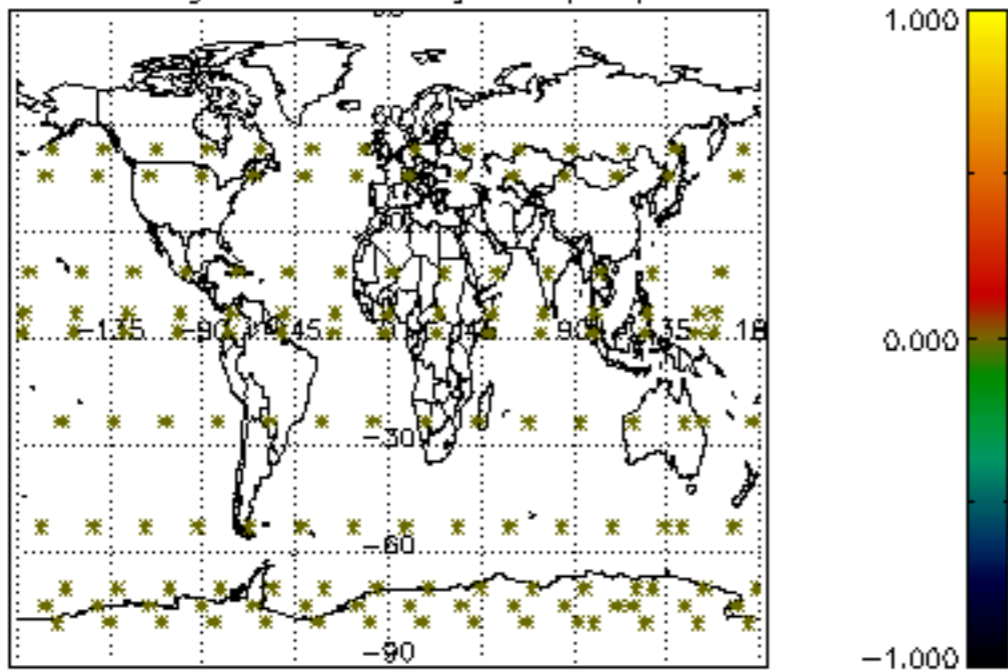
Percentage of star falling outside central band per profile



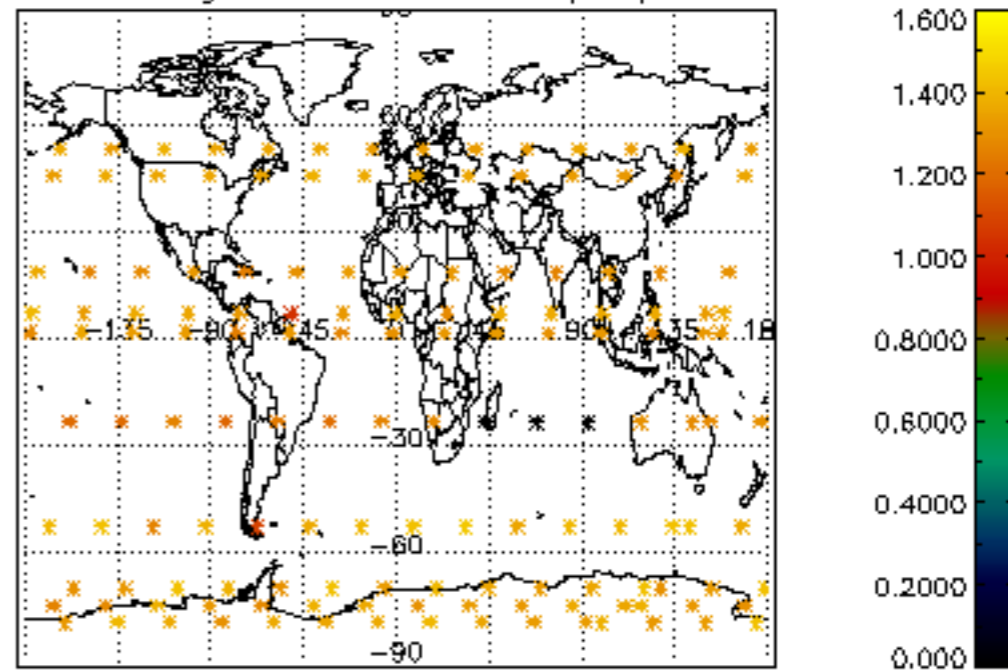
Percentage of saturation errors per profile



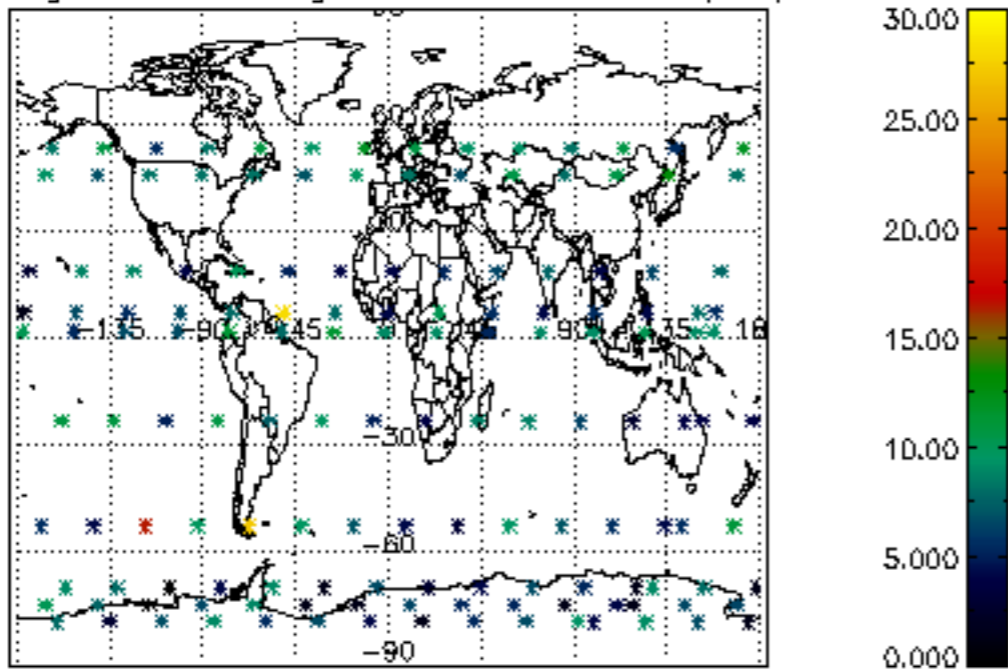
Percentage of cosmic ray hits per profile



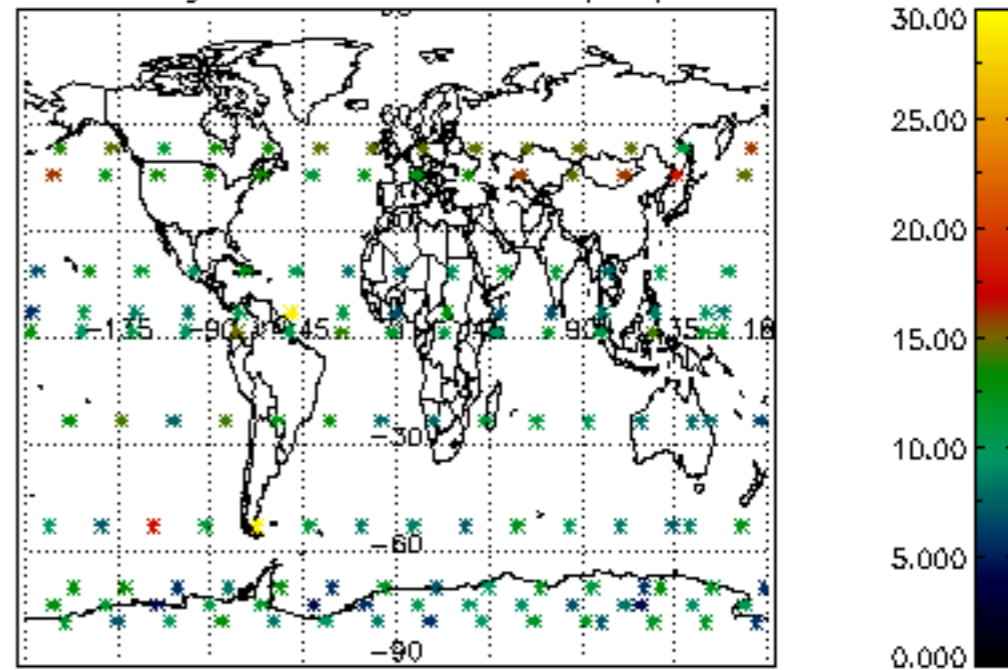
Percentage of datation errors per profile

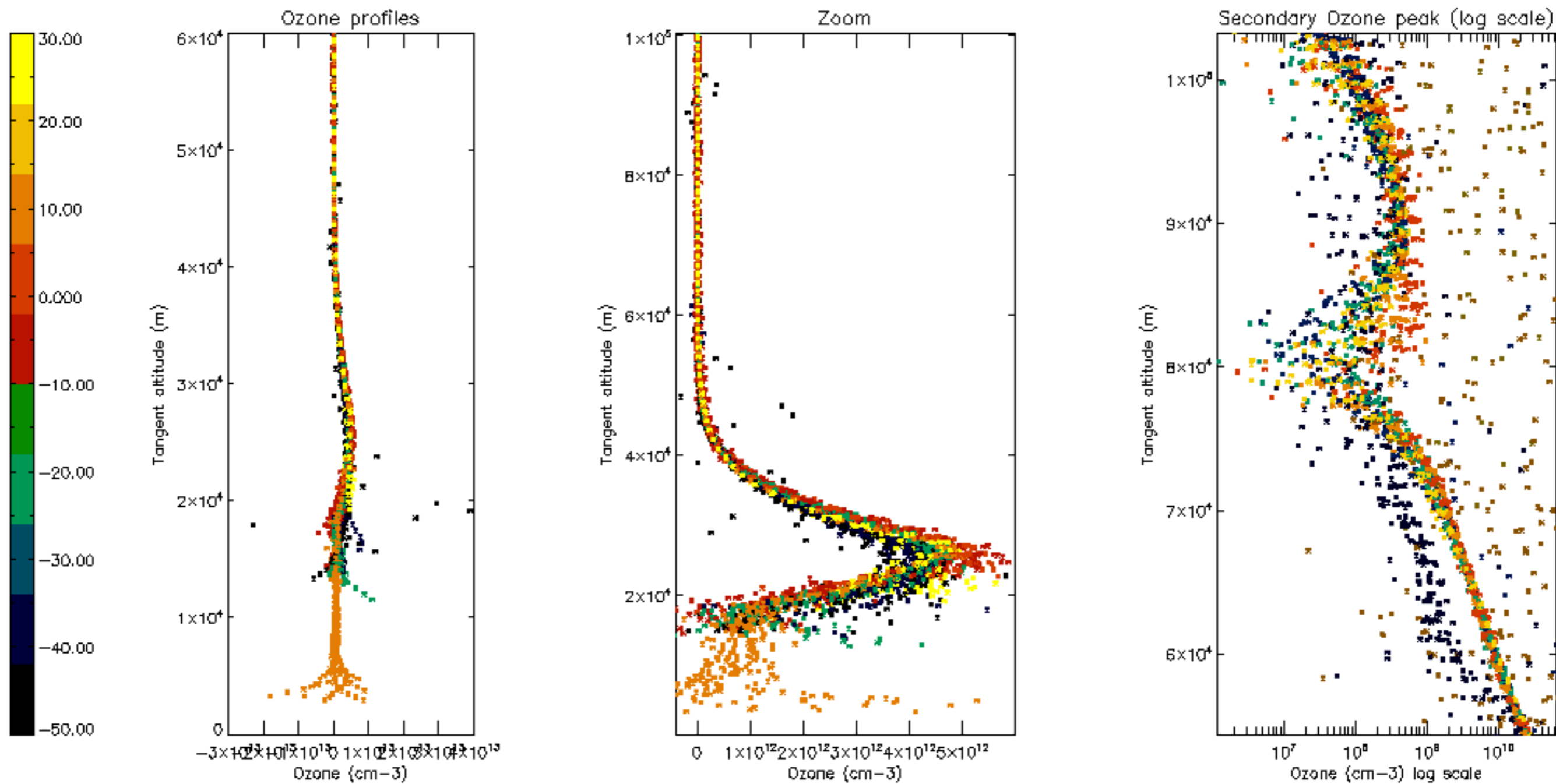


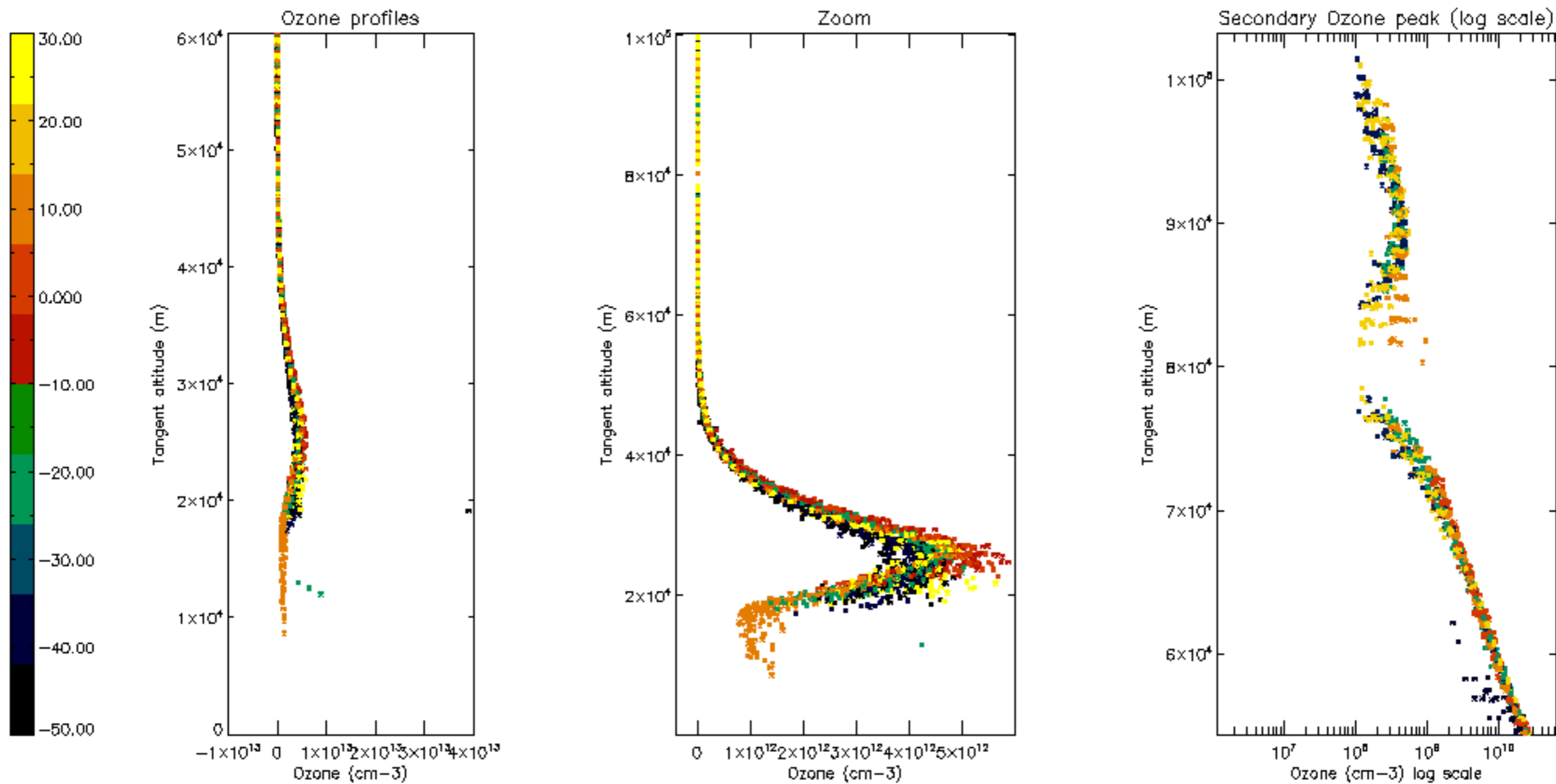
Percentage of star falling outside central band per profile

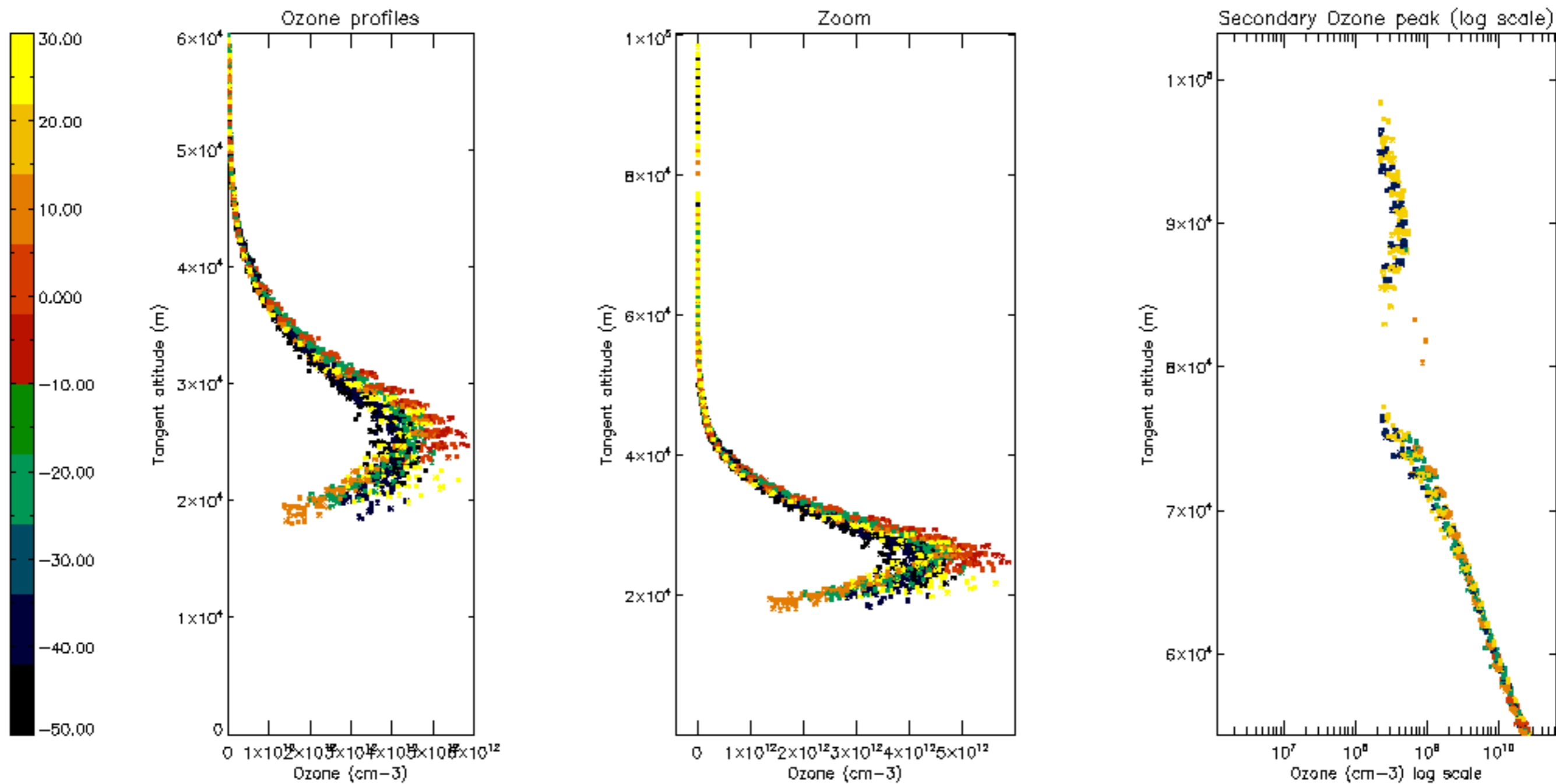


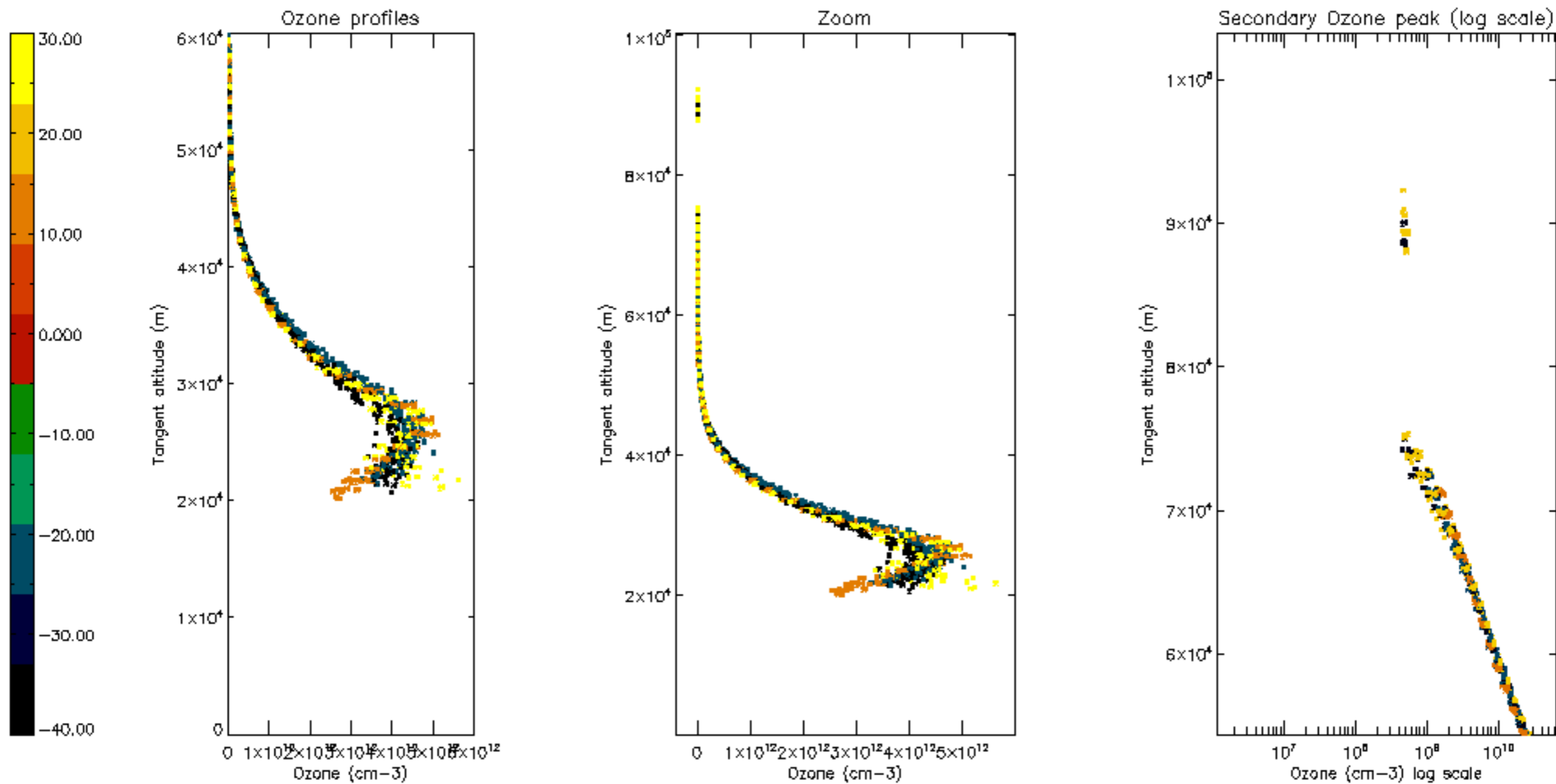
Percentage of saturation errors per profile

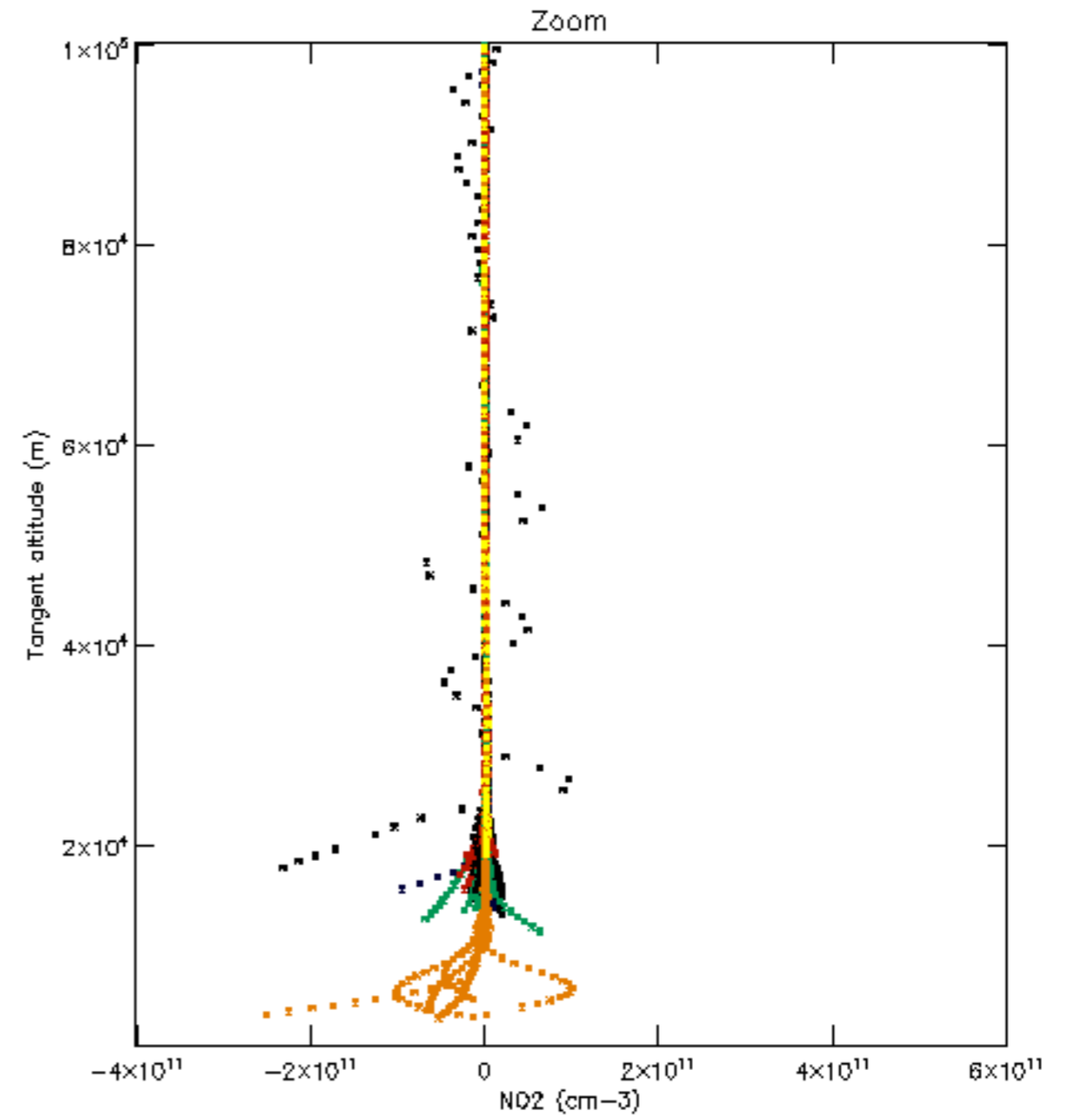
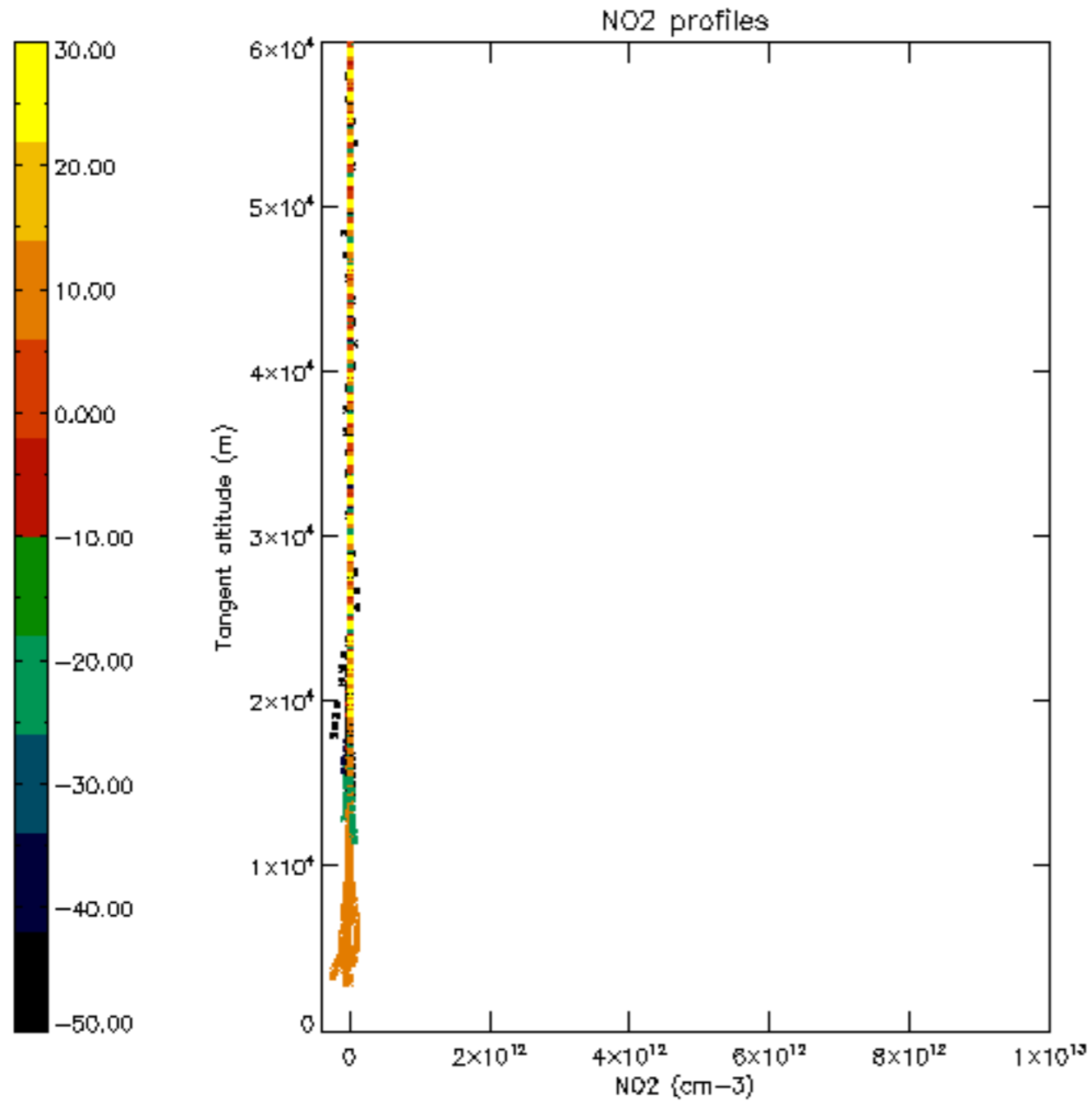


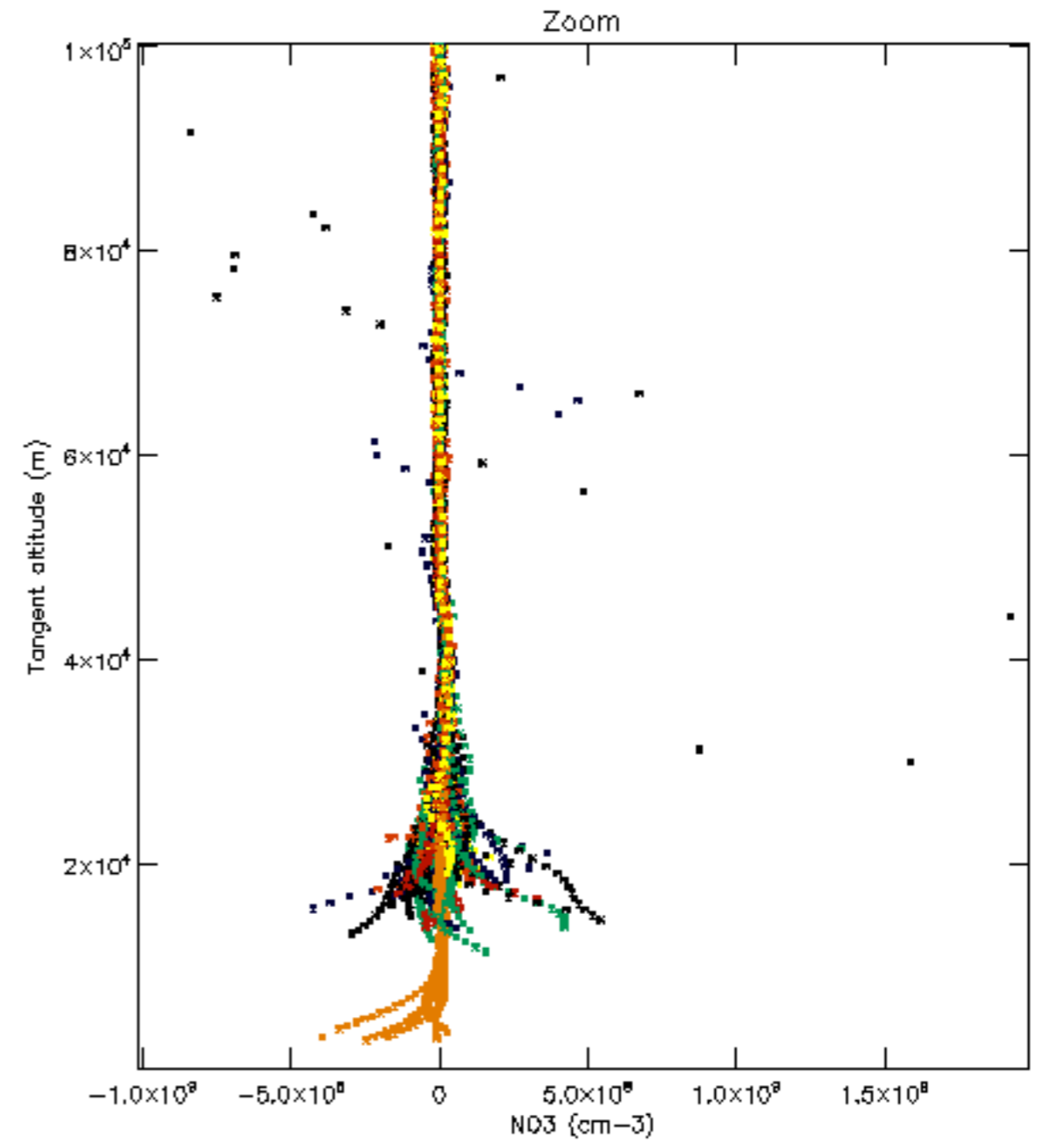
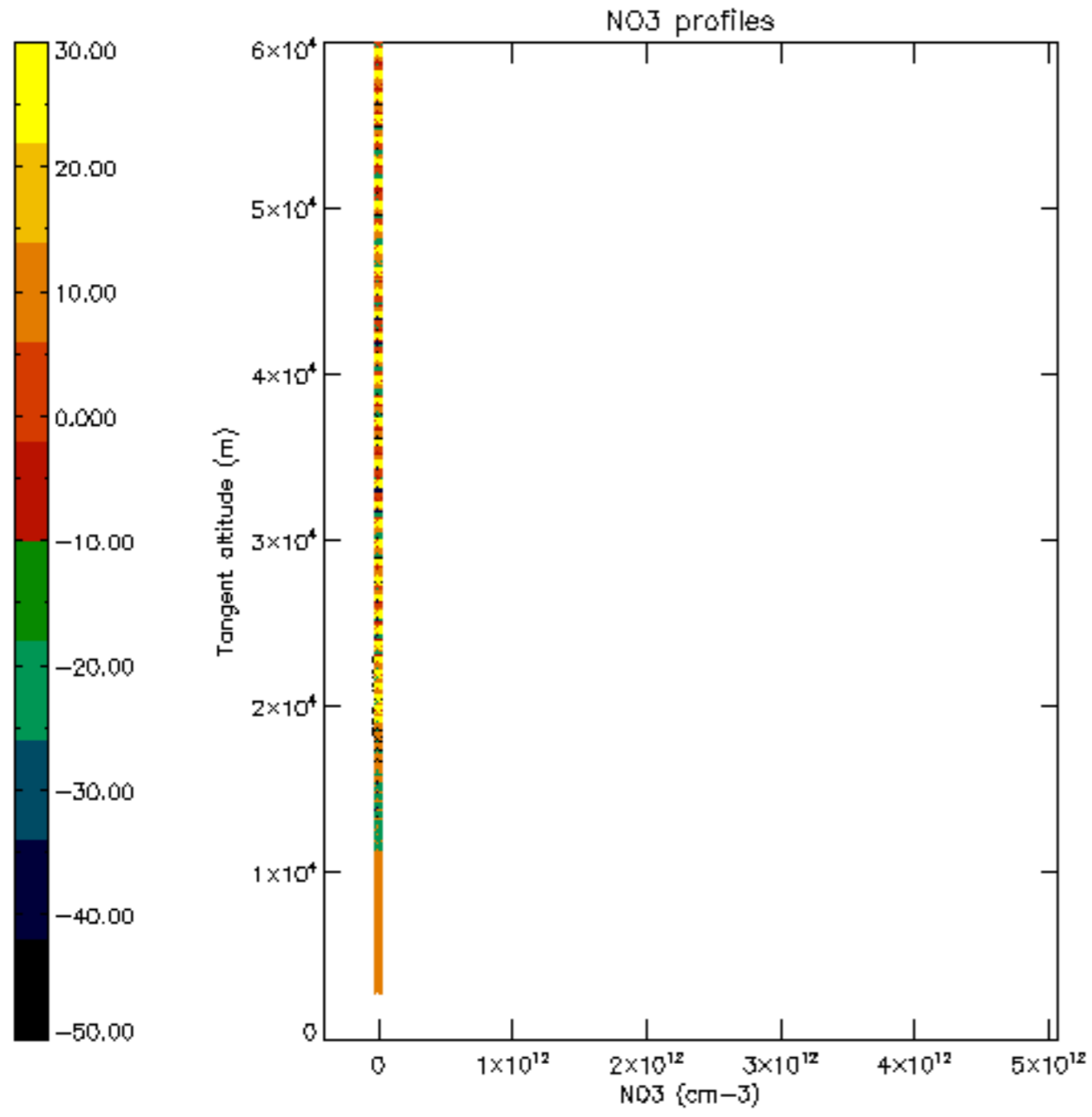


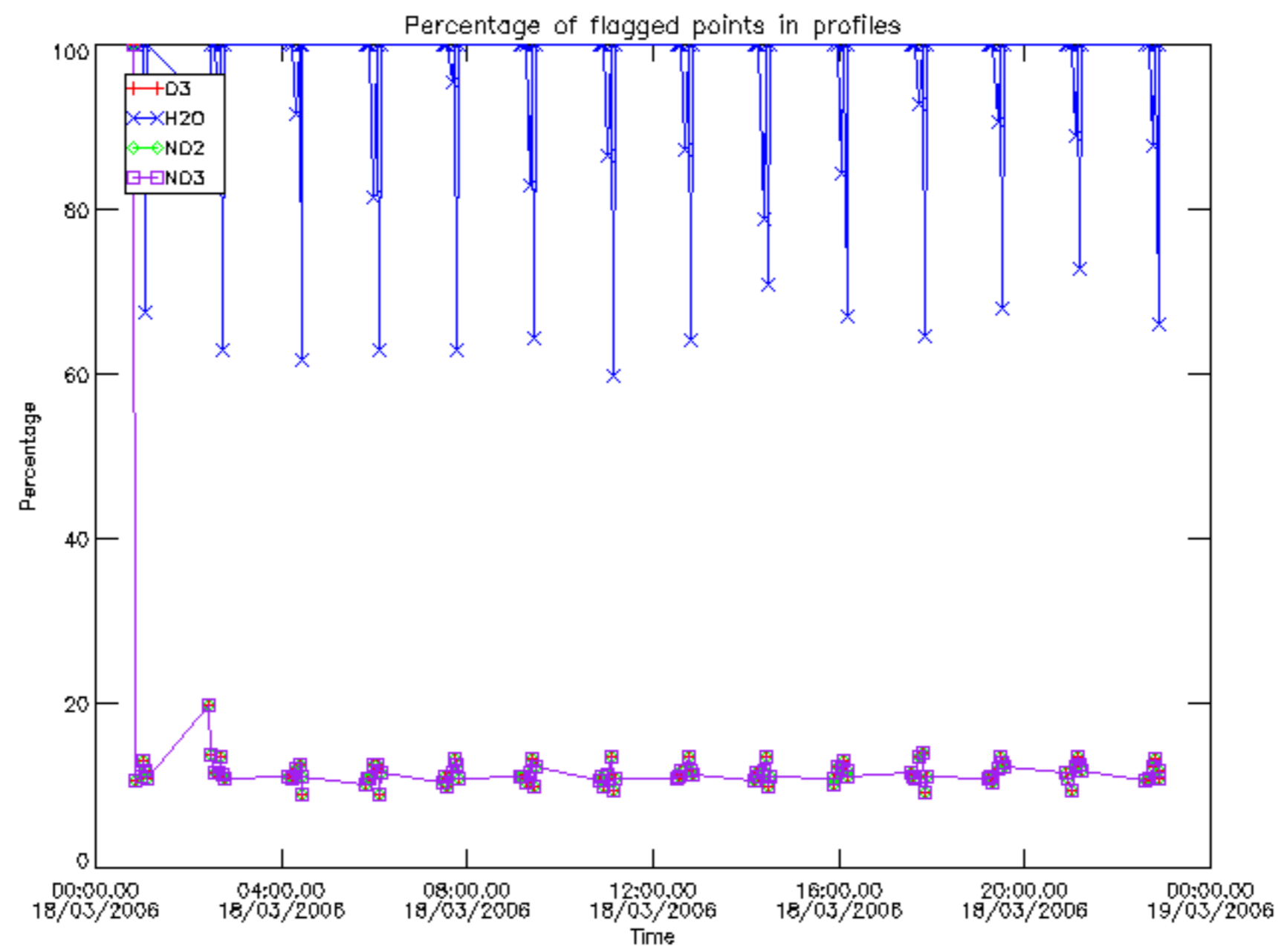




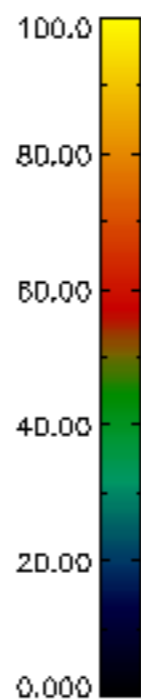
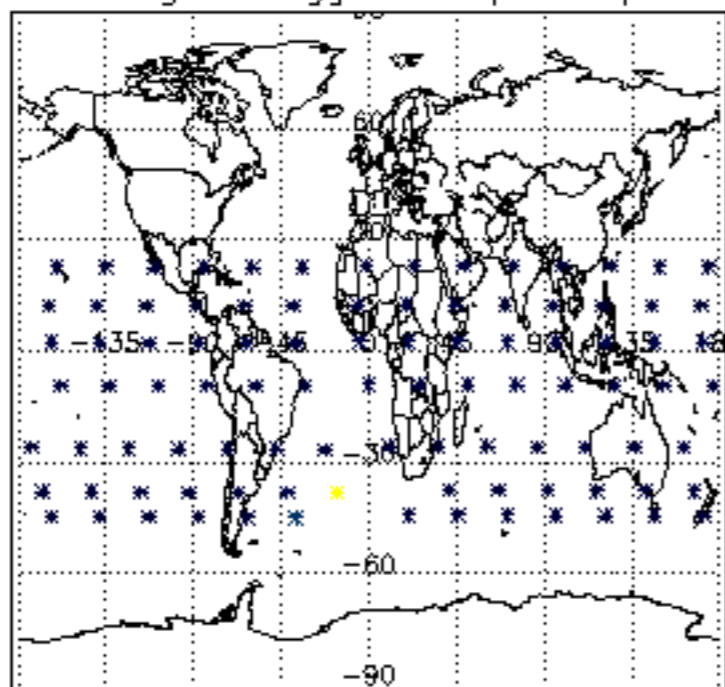




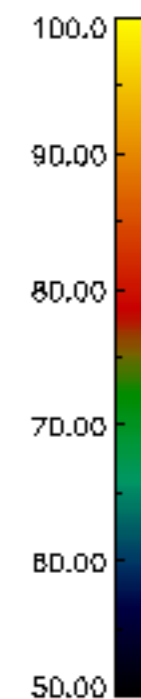
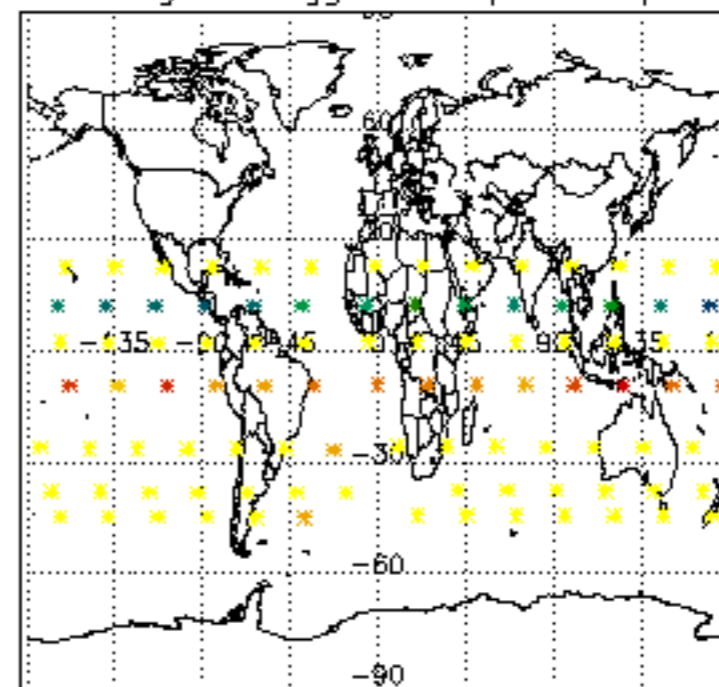




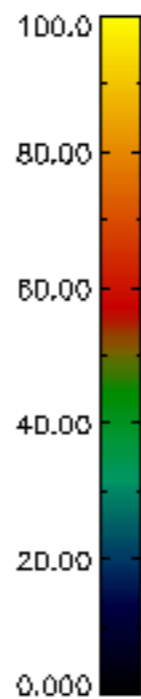
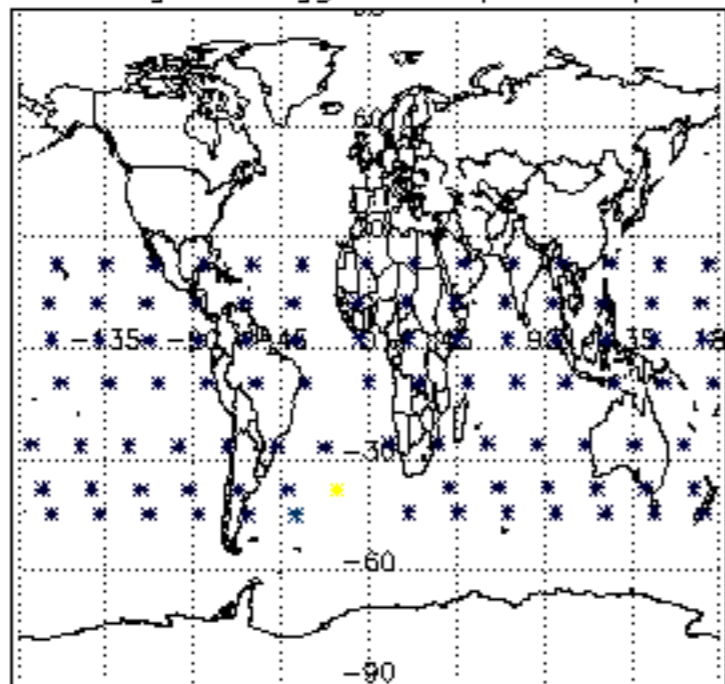
Percentage of flagged data per D3 profile



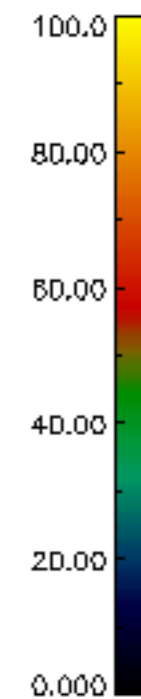
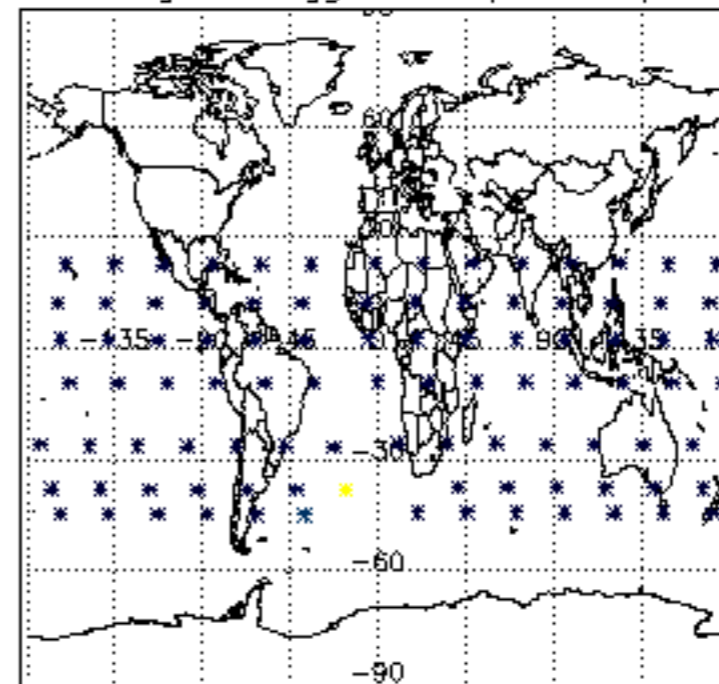
Percentage of flagged data per H2O profile

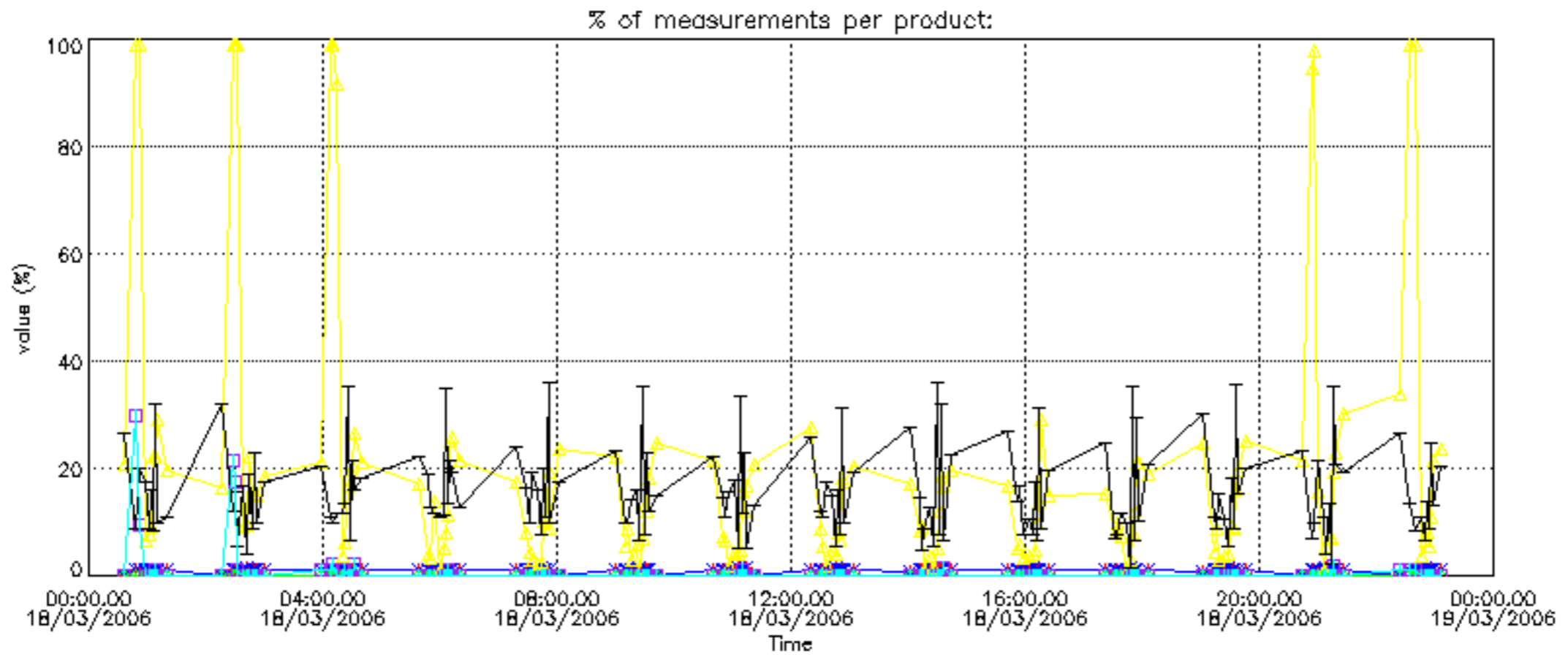
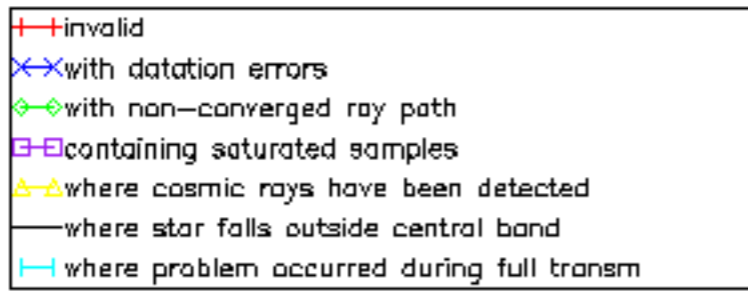


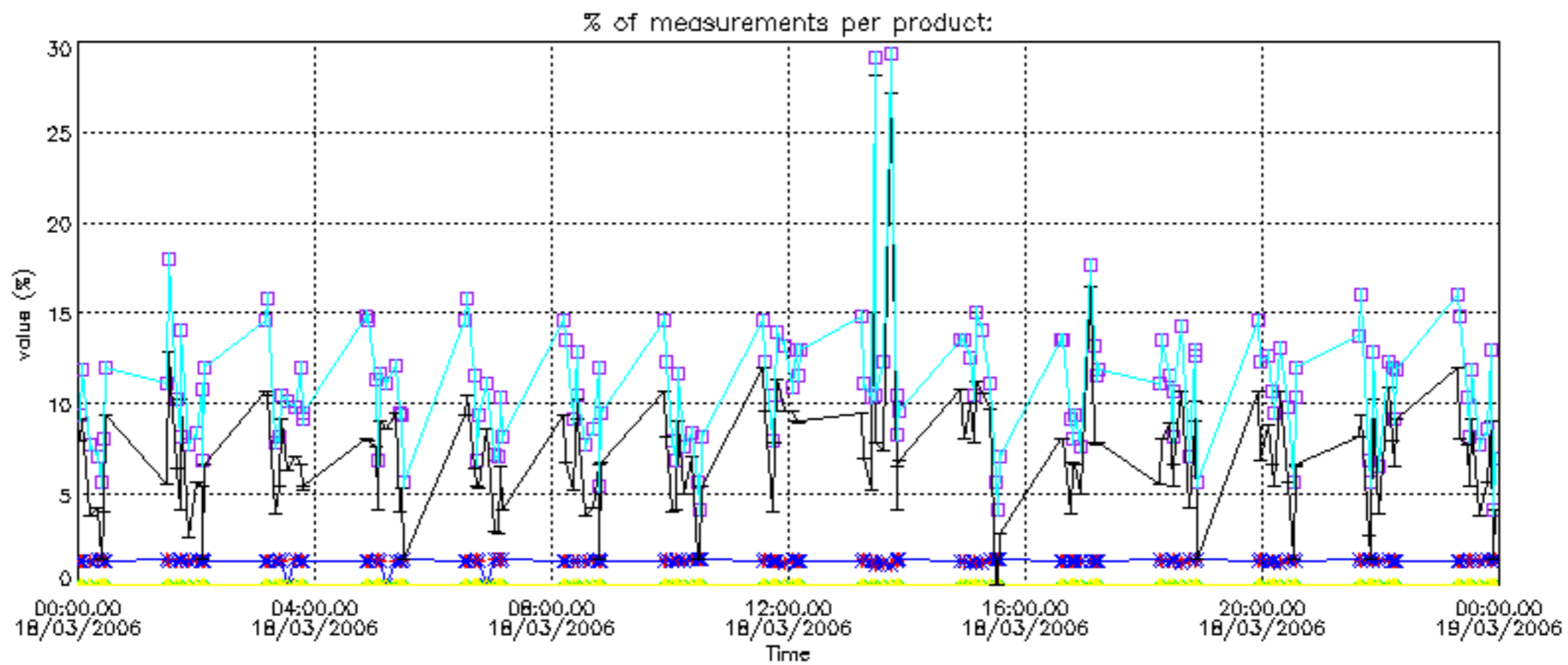
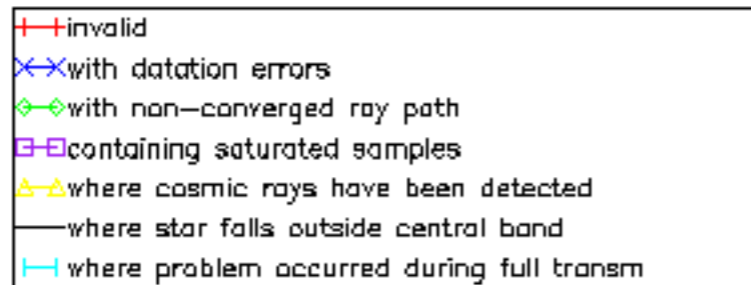
Percentage of flagged data per NO2 profile



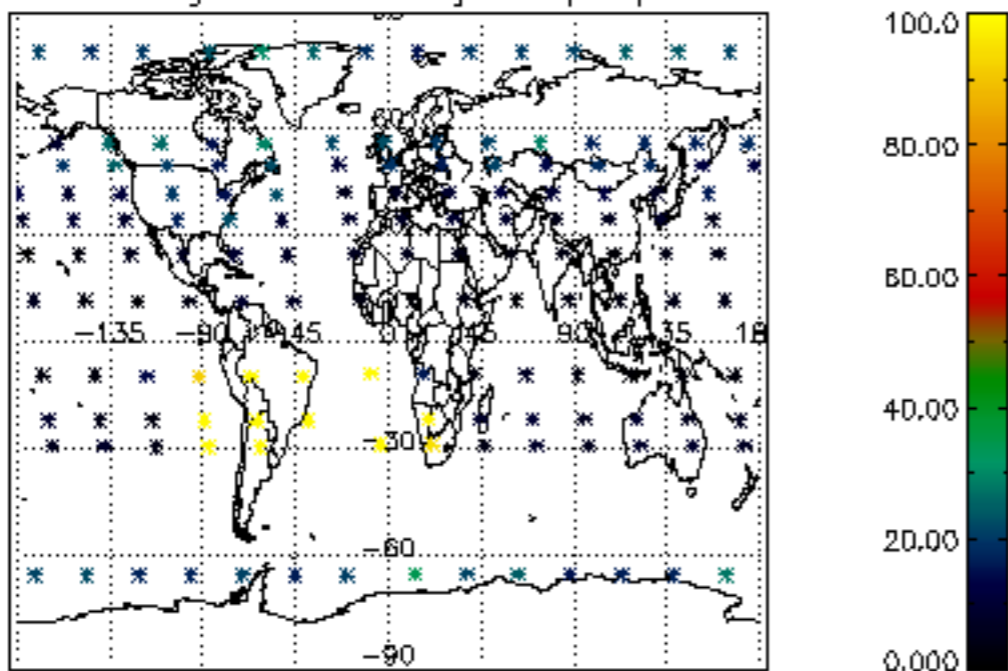
Percentage of flagged data per NO3 profile



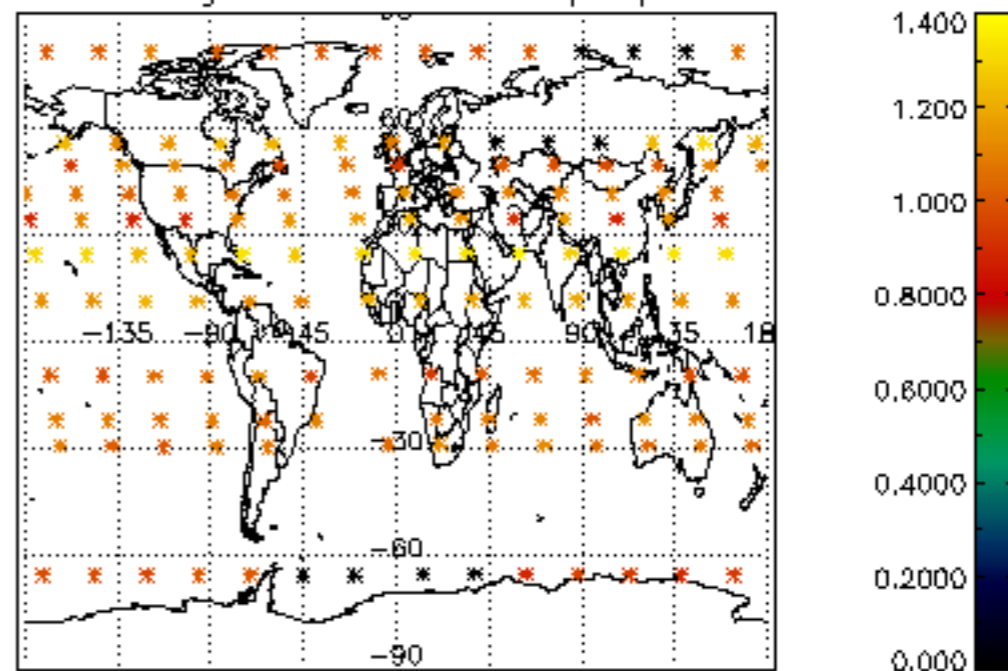




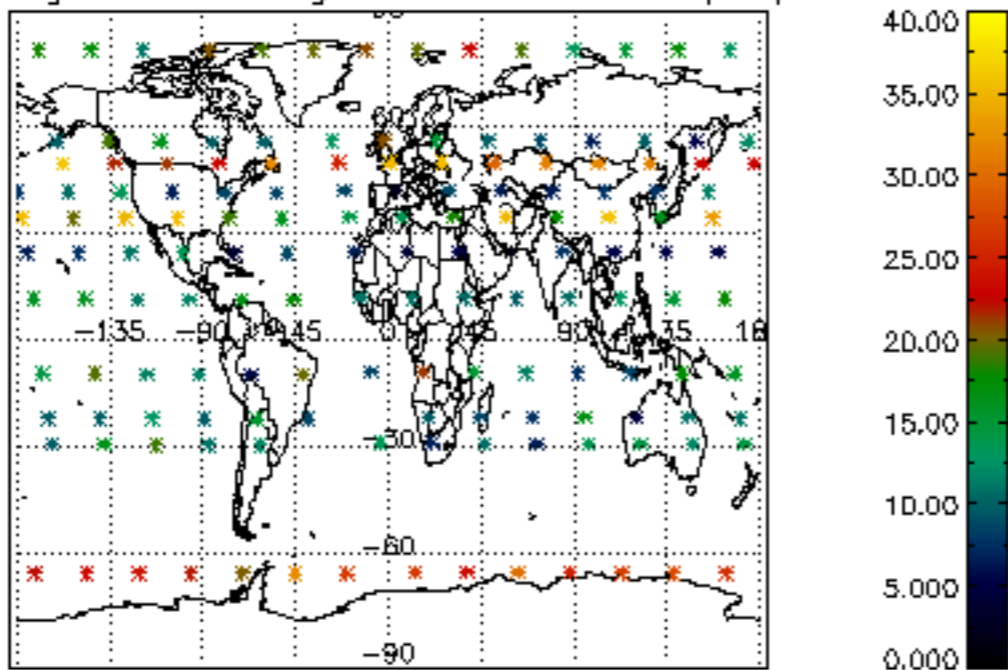
Percentage of cosmic ray hits per profile



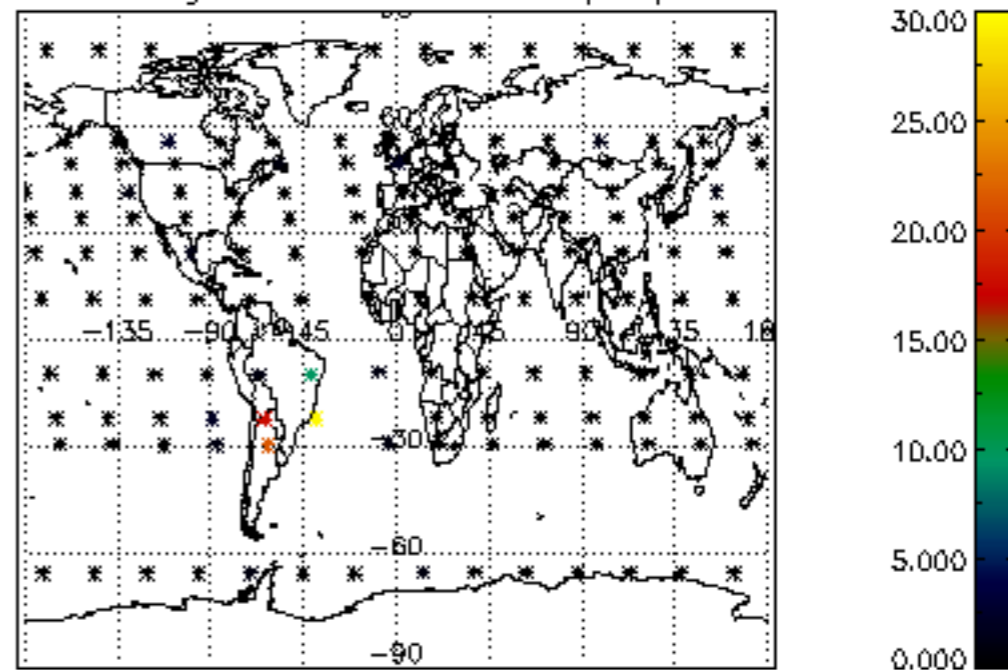
Percentage of datation errors per profile



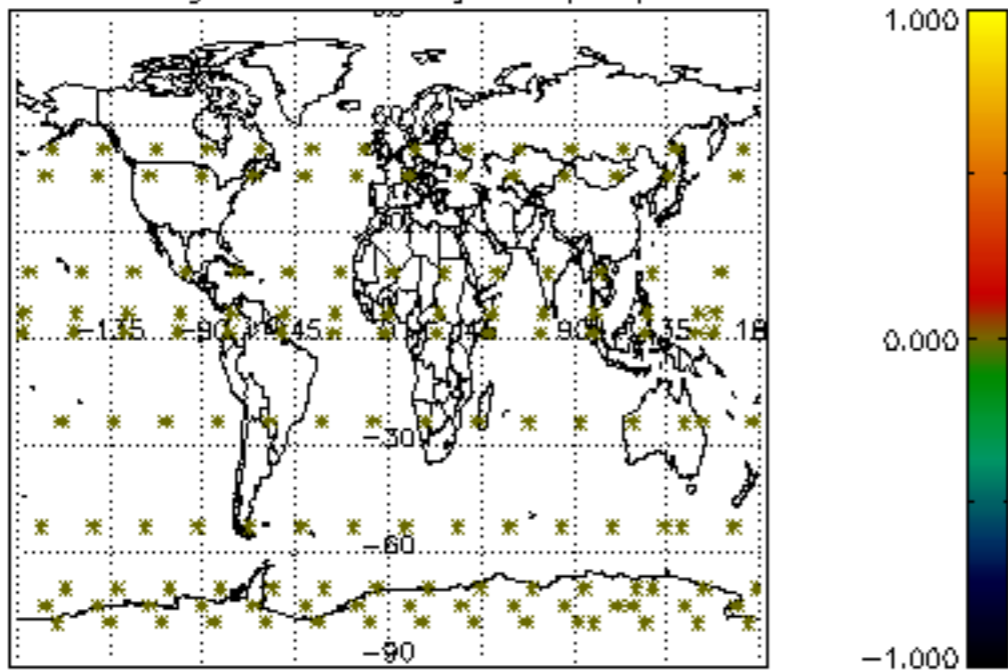
Percentage of star falling outside central band per profile



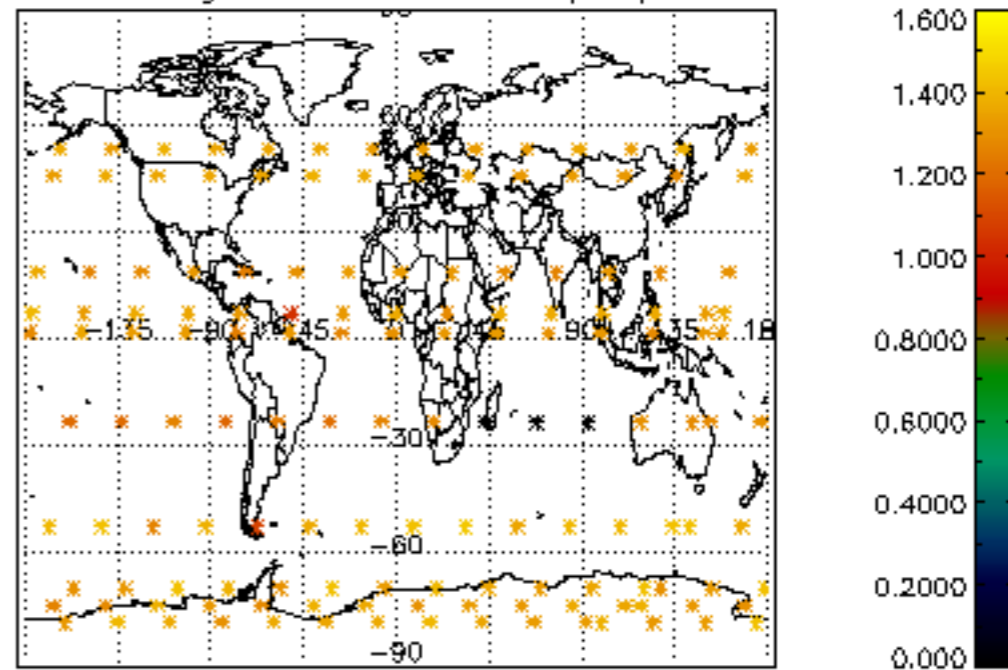
Percentage of saturation errors per profile



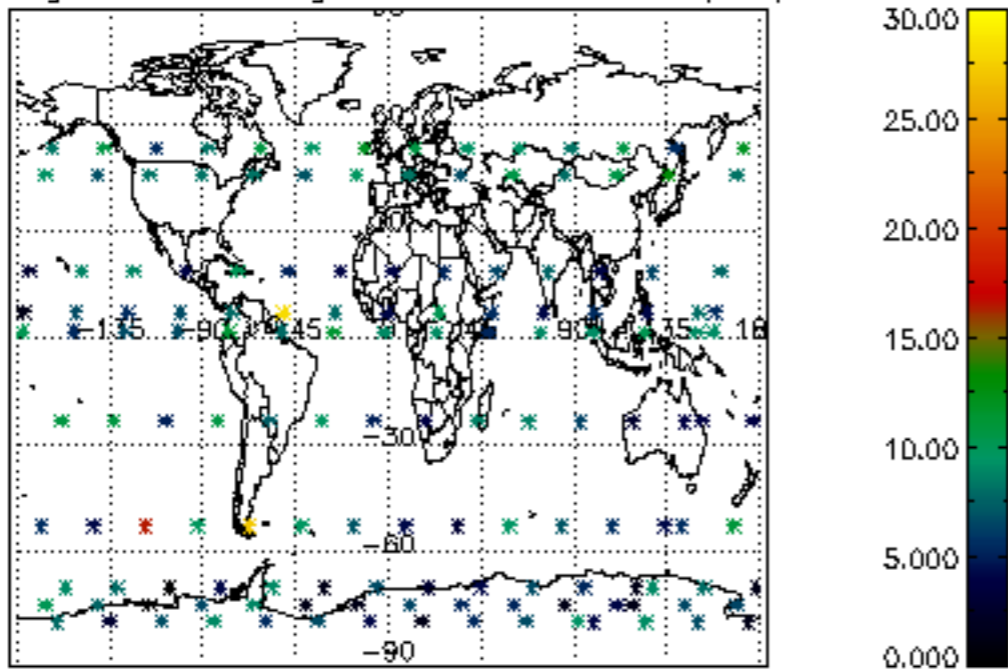
Percentage of cosmic ray hits per profile



Percentage of datation errors per profile



Percentage of star falling outside central band per profile



Percentage of saturation errors per profile

