

GOMOS Level 2 Daily Report

SUMMARY

[1. General Info](#)

[2. Summary of processed GOM_NL_2P products](#)

[3. Level 2 Quality information per product](#)

[3.1 Plot of level 2 quality information per product \(time dependant\)](#)

[3.2 Plot of level 2 quality information per product \(world map\)](#)

[4. Level 1 Quality information per product \(stored on level 2 products\)](#)

[4.1 Plot of level 1 quality information per product \(time dependant\)](#)

[4.1.1 Plot of level 1 quality information per product \(time dependant\): ASCENDING](#)

[4.1.2 Plot of level 1 quality information per product \(time dependant\): DESCENDING](#)

[4.2 Plot of level 1 quality information per product \(world map\)](#)

[4.2.1 Plot of level 1 quality information per product \(world map\): ASCENDING](#)

[4.2.2 Plot of level 1 quality information per product \(world map\): DESCENDING](#)

[5. Ozone profiles based on quality statistics and other trace gas profiles](#)

[5.1 Ozone statistics based on quality of products](#)

[5.2 Plot ozone profiles for all STD \(dark without errors\)](#)

[5.3 Plot ozone profiles where STD < 20% \(dark without errors\)](#)

[5.4. Plot ozone profiles where STD < 10% \(dark without errors\)](#)

[5.5. Plot ozone profiles where STD < 5% \(dark without errors\)](#)

[5.6 Plot NO2 profiles for all STD \(dark without errors\)](#)

[5.7 Plot NO3 profiles for all STD \(dark without errors\)](#)

[5.8 Plot H2O profiles \(only for occultations of stars 1,2,3,4,13,14,16,26,63 dark without errors\) for all STD](#)

[6. Auxiliary Data Files used for the production reported in section 2](#)

This report presents the daily analysis on parameters extracted from GOMOS level 2 data (GOM_NL__2P). It is intended to monitor some important parameters that will impact the quality of these products. A list of level 2 products (and content) that have arrived during the reporting day to the PCF is also given.

Item	Value
Time of report generation	22APR2013 16:48:00
Data source version	GOMOS/6.01
Start time of products	17-03-2006 (17MAR2006 00:00:00)
Stop time of products	18-03-2006 (18MAR2006 00:00:00)
Store outputs in DB	Yes
Nb of level 2 prods	297
Nb of prods with errors	0

2. Summary of processed GOM_NL__2P products.

Nr	Filename	UTC Start time	Limb	Duration	Star Id	Star Name	Star Mag	Star Temp	Nb Meas	Orbit	Prod. error
1	GOM_NL__2PRFIN20060317_000122_000000452046_00045_21141_8364.N1	17-MAR-2006 00:01:22	Straylight	45.000	64	Gam Cen	2.2000	10600.	90	21141	No
2	GOM_NL__2PRFIN20060317_000958_000000362046_00045_21141_8365.N1	17-MAR-2006 00:09:58	Straylight	36.000	171	2Eps Crv	3.0010	4250.0	72	21141	No
3	GOM_NL__2PRFIN20060317_002101_000000372046_00045_21141_8366.N1	17-MAR-2006 00:21:01	Bright	36.500	22	32Alp Leo	1.3600	15200.	73	21141	No
4	GOM_NL__2PRFIN20060317_002315_000000392046_00045_21141_8367.N1	17-MAR-2006 00:23:15	Bright	39.000	51	41Gam1Leo	2.0100	4500.0	78	21141	No
5	GOM_NL__2PRFIN20060317_003058_000000392046_00045_21141_8368.N1	17-MAR-2006 00:30:58	Bright	38.500	174	52Psi UMa	3.0040	4400.0	77	21141	No
6	GOM_NL__2PRFIN20060317_003410_000000382046_00045_21141_8369.N1	17-MAR-2006 00:34:10	Bright	37.500	82	48Bet UMa	2.3650	10600.	75	21141	No
7	GOM_NL__2PRFIN20060317_003539_000000382046_00045_21141_8370.N1	17-MAR-2006 00:35:39	Bright	37.500	36	50Alp UMa	1.8000	6300.0	75	21141	No
8	GOM_NL__2PRFIN20060317_004243_000000402046_00045_21141_8371.N1	17-MAR-2006 00:42:43	Bright	40.000	60	7Bet UMi	2.0810	3950.0	80	21141	No
9	GOM_NL__2PRFIN20060317_005053_000000352046_00045_21141_8372.N1	17-MAR-2006 00:50:53	Bright	34.500	89	5Alp Cep	2.4510	8000.0	69	21141	No
10	GOM_NL__2PRFIN20060317_005600_000000382046_00045_21141_8373.N1	17-MAR-2006 00:56:00	Bright	37.500	19	50Alp Cyg	1.2460	10500.	75	21141	No
11	GOM_NL__2PRFIN20060317_005735_000000372046_00045_21141_8374.N1	17-MAR-2006 00:57:35	Bright	36.500	66	37Gam Cyg	2.2080	5900.0	73	21141	No
12	GOM_NL__2PRFIN20060317_005918_000000362046_00045_21141_8375.N1	17-MAR-2006 00:59:18	Bright	35.500	92	53Eps Cyg	2.5000	4500.0	71	21141	No
13	GOM_NL__2PRFIN20060317_010742_000000582046_00045_21141_8376.N1	17-MAR-2006 01:07:42	Twilight	58.000	11	53Alp Aql	0.76500	8000.0	116	21141	No
14	GOM_NL__2PRFIN20060317_011756_000000492046_00045_21141_8377.N1	17-MAR-2006 01:17:56	Dark	48.500	155	41Pi Sgr	2.9000	6600.0	97	21141	No
15	GOM_NL__2PRFIN20060317_011959_000000462046_00045_21141_8378.N1	17-MAR-2006 01:19:59	Dark	46.000	57	34Sig Sgr	2.0660	26000.	92	21141	No
16	GOM_NL__2PRFIN20060317_012328_000000472046_00045_21141_8379.N1	17-MAR-2006 01:23:28	Dark	46.500	38	20Eps Sgr	1.8360	11000.	93	21141	No
17	GOM_NL__2PRFIN20060317_012925_000000452046_00046_21142_8359.N1	17-MAR-2006 01:29:25	Dark	44.500	141	Bet Ara	2.8400	4600.0	89	21142	No
18	GOM_NL__2PRFIN20060317_013306_000000392046_00046_21142_8360.N1	17-MAR-2006 01:33:06	Dark	39.000	134	Bet TrA	2.8100	6600.0	78	21142	No
19	GOM_NL__2PRFIN20060317_013550_000000442046_00046_21142_8361.N1	17-MAR-2006 01:35:50	Dark	43.500	4	Alp1Cen	-0.010000	5800.0	87	21142	No
20	GOM_NL__2PRFIN20060317_013750_000000502046_00046_21142_8362.N1	17-MAR-2006 01:37:50	Dark	49.500	78	Alp Lup	2.3040	28000.	99	21142	No
21	GOM_NL__2PRFIN20060317_013916_000000462046_00046_21142_8363.N1	17-MAR-2006 01:39:16	Dark	46.000	20	Bet Cru	1.2530	30000.	92	21142	No
22	GOM_NL__2PRFIN20060317_014159_000000402046_00046_21142_8364.N1	17-MAR-2006 01:41:59	Straylight	40.000	64	Gam Cen	2.2000	10600.	80	21142	No
23	GOM_NL__2PRFIN20060317_015034_000000432046_00046_21142_8365.N1	17-MAR-2006 01:50:34	Straylight	43.000	171	2Eps Crv	3.0010	4250.0	86	21142	No
24	GOM_NL__2PRFIN20060317_020137_000000382046_00046_21142_8366.N1	17-MAR-2006 02:01:37	Bright	38.000	22	32Alp Leo	1.3600	15200.	76	21142	No
25	GOM_NL__2PRFIN20060317_020351_000000392046_00046_21142_8367.N1	17-MAR-2006 02:03:51	Bright	39.000	51	41Gam1Leo	2.0100	4500.0	78	21142	No
26	GOM_NL__2PRFIN20060317_021134_000000392046_00046_21142_8368.N1	17-MAR-2006 02:11:34	Bright	39.000	174	52Psi UMa	3.0040	4400.0	78	21142	No
27	GOM_NL__2PRFIN20060317_021445_000000362046_00046_21142_8369.N1	17-MAR-2006 02:14:45	Bright	35.500	82	48Bet UMa	2.3650	10600.	71	21142	No
28	GOM_NL__2PRFIN20060317_021615_000000382046_00046_21142_8370.N1	17-MAR-2006 02:16:15	Bright	37.500	36	50Alp UMa	1.8000	6300.0	75	21142	No
29	GOM_NL__2PRFIN20060317_022318_000000382046_00046_21142_8371.N1	17-MAR-2006 02:23:18	Bright	37.500	60	7Bet UMi	2.0810	3950.0	75	21142	No
30	GOM_NL__2PRFIN20060317_023129_000000372046_00046_21142_8372.N1	17-MAR-2006 02:31:29	Bright	36.500	89	5Alp Cep	2.4510	8000.0	73	21142	No
31	GOM_NL__2PRFIN20060317_023636_000000362046_00046_21142_8373.N1	17-MAR-2006 02:36:36	Bright	35.500	19	50Alp Cyg	1.2460	10500.	71	21142	No
32	GOM_NL__2PRFIN20060317_023811_000000372046_00046_21142_8374.N1	17-MAR-2006 02:38:11	Bright	36.500	66	37Gam Cyg	2.2080	5900.0	73	21142	No
33	GOM_NL__2PRFIN20060317_023954_000000362046_00046_21142_8375.N1	17-MAR-2006 02:39:54	Bright	35.500	92	53Eps Cyg	2.5000	4500.0	71	21142	No
34	GOM_NL__2PRFIN20060317_024818_000000502046_00046_21142_8376.N1	17-MAR-2006 02:48:18	Twilight	50.000	11	53Alp Aql	0.76500	8000.0	100	21142	No
35	GOM_NL__2PRFIN20060317_025833_000000452046_00046_21142_8377.N1	17-MAR-2006 02:58:33	Dark	45.000	155	41Pi Sgr	2.9000	6600.0	90	21142	No
36	GOM_NL__2PRFIN20060317_030036_000000472046_00046_21142_8378.N1	17-MAR-2006 03:00:36	Dark	46.500	57	34Sig Sgr	2.0660	26000.	93	21142	No
37	GOM_NL__2PRFIN20060317_030405_000000472046_00046_21142_8379.N1	17-MAR-2006 03:04:05	Dark	47.000	38	20Eps Sgr	1.8360	11000.	94	21142	No
38	GOM_NL__2PRFIN20060317_031002_000000442046_00047_21143_8360.N1	17-MAR-2006 03:10:02	Dark	44.000	141	Bet Ara	2.8400	4600.0	88	21143	No
39	GOM_NL__2PRFIN20060317_031343_000000382046_00047_21143_8361.N1	17-MAR-2006 03:13:43	Dark	38.000	134	Bet TrA	2.8100	6600.0	76	21143	No
40	GOM_NL__2PRFIN20060317_031627_000000472046_00047_21143_8362.N1	17-MAR-2006 03:16:27	Dark	46.500	4	Alp1Cen	-0.010000	5800.0	93	21143	No
41	GOM_NL__2PRFIN20060317_031826_000000512046_00047_21143_8363.N1	17-MAR-2006 03:18:26	Dark	51.000	78	Alp Lup	2.3040	28000.	102	21143	No
42	GOM_NL__2PRFIN20060317_031952_000000442046_00047_21143_8364.N1	17-MAR-2006 03:19:52	Dark	43.500	20	Bet Cru	1.2530	30000.	87	21143	No

43	GOM_NL__2PRFIN20060317_032235_000000412046_00047_21143_8365.N1	17-MAR-2006 03:22:35	Straylight	40.500	64	Gam Cen	2.2000	10600.	81	21143	No
44	GOM_NL__2PRFIN20060317_033110_000000432046_00047_21143_8366.N1	17-MAR-2006 03:31:10	Straylight	43.000	171	2Eps Crv	3.0010	4250.0	86	21143	No
45	GOM_NL__2PRFIN20060317_034213_000000382046_00047_21143_8367.N1	17-MAR-2006 03:42:13	Bright	38.000	22	32Alp Leo	1.3600	15200.	76	21143	No
46	GOM_NL__2PRFIN20060317_034427_000000382046_00047_21143_8368.N1	17-MAR-2006 03:44:27	Bright	38.000	51	41Gam1Leo	2.0100	4500.0	76	21143	No
47	GOM_NL__2PRFIN20060317_035209_000000392046_00047_21143_8369.N1	17-MAR-2006 03:52:09	Bright	38.500	174	52Psi UMa	3.0040	4400.0	77	21143	No
48	GOM_NL__2PRFIN20060317_035521_000000382046_00047_21143_8370.N1	17-MAR-2006 03:55:21	Bright	37.500	82	48Bet UMa	2.3650	10600.	75	21143	No
49	GOM_NL__2PRFIN20060317_035651_000000382046_00047_21143_8371.N1	17-MAR-2006 03:56:51	Bright	38.000	36	50Alp UMa	1.8000	6300.0	76	21143	No
50	GOM_NL__2PRFIN20060317_040354_000000372046_00047_21143_8372.N1	17-MAR-2006 04:03:54	Bright	36.500	60	7Bet UMi	2.0810	3950.0	73	21143	No
51	GOM_NL__2PRFIN20060317_041205_000000372046_00047_21143_8373.N1	17-MAR-2006 04:12:05	Bright	36.500	89	5Alp Cep	2.4510	8000.0	73	21143	No
52	GOM_NL__2PRFIN20060317_041712_000000352046_00047_21143_8374.N1	17-MAR-2006 04:17:12	Bright	35.000	19	50Alp Cyg	1.2460	10500.	70	21143	No
53	GOM_NL__2PRFIN20060317_041847_000000392046_00047_21143_8375.N1	17-MAR-2006 04:18:47	Bright	38.500	66	37Gam Cyg	2.2080	5900.0	77	21143	No
54	GOM_NL__2PRFIN20060317_042030_000000372046_00047_21143_8376.N1	17-MAR-2006 04:20:30	Bright	36.500	92	53Eps Cyg	2.5000	4500.0	73	21143	No
55	GOM_NL__2PRFIN20060317_042854_000000532046_00047_21143_8377.N1	17-MAR-2006 04:28:54	Tw_i_and_stray	52.500	11	53Alp Aql	0.76500	8000.0	105	21143	No
56	GOM_NL__2PRFIN20060317_043910_000000482046_00047_21143_8378.N1	17-MAR-2006 04:39:10	Dark	47.500	155	41Pi Sgr	2.9000	6600.0	95	21143	No
57	GOM_NL__2PRFIN20060317_044113_000000452046_00047_21143_8379.N1	17-MAR-2006 04:41:13	Dark	45.000	57	34Sig Sgr	2.0660	26000.	90	21143	No
58	GOM_NL__2PRFIN20060317_044442_000000462046_00047_21143_8380.N1	17-MAR-2006 04:44:42	Dark	45.500	38	20Eps Sgr	1.8360	11000.	91	21143	No
59	GOM_NL__2PRFIN20060317_045039_000000422046_00048_21144_8360.N1	17-MAR-2006 04:50:39	Dark	42.000	141	Bet Ara	2.8400	4600.0	84	21144	No
60	GOM_NL__2PRFIN20060317_045419_000000392046_00048_21144_8361.N1	17-MAR-2006 04:54:19	Dark	39.000	134	Bet TrA	2.8100	6600.0	78	21144	No
61	GOM_NL__2PRFIN20060317_045703_000000572046_00048_21144_8362.N1	17-MAR-2006 04:57:03	Dark	56.500	4	Alp1Cen	-0.010000	5800.0	113	21144	No
62	GOM_NL__2PRFIN20060317_045903_000000462046_00048_21144_8363.N1	17-MAR-2006 04:59:03	Dark	45.500	78	Alp Lup	2.3040	28000.	91	21144	No
63	GOM_NL__2PRFIN20060317_050028_000000442046_00048_21144_8364.N1	17-MAR-2006 05:00:28	Dark	43.500	20	Bet Cru	1.2530	30000.	87	21144	No
64	GOM_NL__2PRFIN20060317_050312_000000432046_00048_21144_8365.N1	17-MAR-2006 05:03:12	Straylight	42.500	64	Gam Cen	2.2000	10600.	85	21144	No
65	GOM_NL__2PRFIN20060317_051146_000000492046_00048_21144_8366.N1	17-MAR-2006 05:11:46	Straylight	49.000	171	2Eps Crv	3.0010	4250.0	98	21144	No
66	GOM_NL__2PRFIN20060317_052249_000000372046_00048_21144_8367.N1	17-MAR-2006 05:22:49	Bright	37.000	22	32Alp Leo	1.3600	15200.	74	21144	No
67	GOM_NL__2PRFIN20060317_052503_000000382046_00048_21144_8368.N1	17-MAR-2006 05:25:03	Bright	38.000	51	41Gam1Leo	2.0100	4500.0	76	21144	No
68	GOM_NL__2PRFIN20060317_053245_000000382046_00048_21144_8369.N1	17-MAR-2006 05:32:45	Bright	38.000	174	52Psi UMa	3.0040	4400.0	76	21144	No
69	GOM_NL__2PRFIN20060317_053557_000000372046_00048_21144_8370.N1	17-MAR-2006 05:35:57	Bright	36.500	82	48Bet UMa	2.3650	10600.	73	21144	No
70	GOM_NL__2PRFIN20060317_053727_000000402046_00048_21144_8371.N1	17-MAR-2006 05:37:27	Bright	39.500	36	50Alp UMa	1.8000	6300.0	79	21144	No
71	GOM_NL__2PRFIN20060317_054429_000000392046_00048_21144_8372.N1	17-MAR-2006 05:44:29	Bright	39.000	60	7Bet UMi	2.0810	3950.0	78	21144	No
72	GOM_NL__2PRFIN20060317_055241_000000372046_00048_21144_8373.N1	17-MAR-2006 05:52:41	Bright	36.500	89	5Alp Cep	2.4510	8000.0	73	21144	No
73	GOM_NL__2PRFIN20060317_055748_000000392046_00048_21144_8374.N1	17-MAR-2006 05:57:48	Bright	38.500	19	50Alp Cyg	1.2460	10500.	77	21144	No
74	GOM_NL__2PRFIN20060317_055923_000000402046_00048_21144_8375.N1	17-MAR-2006 05:59:23	Bright	39.500	66	37Gam Cyg	2.2080	5900.0	79	21144	No
75	GOM_NL__2PRFIN20060317_060106_000000372046_00048_21144_8376.N1	17-MAR-2006 06:01:06	Bright	37.000	92	53Eps Cyg	2.5000	4500.0	74	21144	No
76	GOM_NL__2PRFIN20060317_060931_000000492046_00048_21144_8377.N1	17-MAR-2006 06:09:31	Tw_i_and_stray	49.000	11	53Alp Aql	0.76500	8000.0	98	21144	No
77	GOM_NL__2PRFIN20060317_061947_000000492046_00048_21144_8378.N1	17-MAR-2006 06:19:47	Dark	48.500	155	41Pi Sgr	2.9000	6600.0	97	21144	No
78	GOM_NL__2PRFIN20060317_062149_000000492046_00048_21144_8379.N1	17-MAR-2006 06:21:49	Dark	49.000	57	34Sig Sgr	2.0660	26000.	98	21144	No
79	GOM_NL__2PRFIN20060317_062519_000000482046_00048_21144_8380.N1	17-MAR-2006 06:25:19	Dark	47.500	38	20Eps Sgr	1.8360	11000.	95	21144	No
80	GOM_NL__2PRFIN20060317_063115_000000522046_00049_21145_8360.N1	17-MAR-2006 06:31:15	Dark	51.500	141	Bet Ara	2.8400	4600.0	103	21145	No
81	GOM_NL__2PRFIN20060317_063456_000000392046_00049_21145_8361.N1	17-MAR-2006 06:34:56	Dark	38.500	134	Bet TrA	2.8100	6600.0	77	21145	No
82	GOM_NL__2PRFIN20060317_063740_000000572046_00049_21145_8362.N1	17-MAR-2006 06:37:40	Dark	57.000	4	Alp1Cen	-0.010000	5800.0	114	21145	No
83	GOM_NL__2PRFIN20060317_063940_000000482046_00049_21145_8363.N1	17-MAR-2006 06:39:40	Dark	48.000	78	Alp Lup	2.3040	28000.	96	21145	No
84	GOM_NL__2PRFIN20060317_064105_000000442046_00049_21145_8364.N1	17-MAR-2006 06:41:05	Dark	43.500	20	Bet Cru	1.2530	30000.	87	21145	No
85	GOM_NL__2PRFIN20060317_064348_000000432046_00049_21145_8365.N1	17-MAR-2006 06:43:48	Straylight	43.000	64	Gam Cen	2.2000	10600.	86	21145	No
86	GOM_NL__2PRFIN20060317_065223_000000492046_00049_21145_8366.N1	17-MAR-2006 06:52:23	Straylight	48.500	171	2Eps Crv	3.0010	4250.0	97	21145	No
87	GOM_NL__2PRFIN20060317_070325_000000372046_00049_21145_8367.N1	17-MAR-2006 07:03:25	Bright	37.000	22	32Alp Leo	1.3600	15200.	74	21145	No
88	GOM_NL__2PRFIN20060317_070539_000000392046_00049_21145_8368.N1	17-MAR-2006 07:05:39	Bright	39.000	51	41Gam1Leo	2.0100	4500.0	78	21145	No
89	GOM_NL__2PRFIN20060317_071321_000000502046_00049_21145_8369.N1	17-MAR-2006 07:13:21	Bright	49.500	174	52Psi UMa	3.0040	4400.0	99	21145	No
90	GOM_NL__2PRFIN20060317_071633_000000382046_00049_21145_8370.N1	17-MAR-2006 07:16:33	Bright	38.000	82	48Bet UMa	2.3650	10600.	76	21145	No
91	GOM_NL__2PRFIN20060317_071802_000000402046_00049_21145_8371.N1	17-MAR-2006 07:18:02	Bright	40.000	36	50Alp UMa	1.8000	6300.0	80	21145	No
92	GOM_NL__2PRFIN20060317_072505_000000372046_00049_21145_8372.N1	17-MAR-2006 07:25:05	Bright	37.000	60	7Bet UMi	2.0810	3950.0	74	21145	No
93	GOM_NL__2PRFIN20060317_073317_000000332046_00049_21145_8373.N1	17-MAR-2006 07:33:17	Bright	33.000	89	5Alp Cep	2.4510	8000.0	66	21145	No
94	GOM_NL__2PRFIN20060317_073824_000000352046_00049_21145_8374.N1	17-MAR-2006 07:38:24	Bright	35.000	19	50Alp Cyg	1.2460	10500.	70	21145	No
95	GOM_NL__2PRFIN20060317_073959_000000372046_00049_21145_8375.N1	17-MAR-2006 07:39:59	Bright	36.500	66	37Gam Cyg	2.2080	5900.0	73	21145	No
96	GOM_NL__2PRFIN20060317_074143_000000362046_00049_21145_8376.N1	17-MAR-2006 07:41:43	Bright	35.500	92	53Eps Cyg	2.5000	4500.0	71	21145	No
97	GOM_NL__2PRFIN20060317_075007_000000522046_00049_21145_8377.N1	17-MAR-2006 07:50:07	Tw_i_and_stray	51.500	11	53Alp Aql	0.76500	8000.0	103	21145	No
98	GOM_NL__2PRFIN20060317_080023_000000462046_00049_21145_8378.N1	17-MAR-2006 08:00:23	Dark	46.000	155	41Pi Sgr	2.9000	6600.0	92	21145	No
99	GOM_NL__2PRFIN20060317_080226_000000492046_00049_21145_8379.N1	17-MAR-2006 08:02:26	Dark	49.000	57	34Sig Sgr	2.0660	26000.	98	21145	No
100	GOM_NL__2PRFIN20060317_080555_000000482046_00049_21145_8380.N1	17-MAR-2006 08:05:55	Dark	48.000	38	20Eps Sgr	1.8360	11000.	96	21145	No
101	GOM_NL__2PRFIN20060317_081152_000000472046_00050_21146_8360.N1	17-MAR-2006 08:11:52	Dark	47.000	141	Bet Ara	2.8400	4600.0	94	21146	No

102	GOM_NL__2PRFIN20060317_081532_000000392046_00050_21146_8361.N1	17-MAR-2006 08:15:32	Dark	38.500	134	Bet TrA	2.8100	6600.0	77	21146	No
103	GOM_NL__2PRFIN20060317_081816_000000442046_00050_21146_8362.N1	17-MAR-2006 08:18:16	Dark	43.500	4	Alp1Cen	-0.010000	5800.0	87	21146	No
104	GOM_NL__2PRFIN20060317_082017_000000512046_00050_21146_8363.N1	17-MAR-2006 08:20:17	Dark	50.500	78	Alp Lup	2.3040	28000.	101	21146	No
105	GOM_NL__2PRFIN20060317_082141_000000412046_00050_21146_8364.N1	17-MAR-2006 08:21:41	Dark	40.500	20	Bet Cru	1.2530	30000.	81	21146	No
106	GOM_NL__2PRFIN20060317_082424_000000422046_00050_21146_8365.N1	17-MAR-2006 08:24:24	Straylight	42.000	64	Gam Cen	2.2000	10600.	84	21146	No
107	GOM_NL__2PRFIN20060317_083259_000000502046_00050_21146_8366.N1	17-MAR-2006 08:32:59	Straylight	49.500	171	2Eps Crv	3.0010	4250.0	99	21146	No
108	GOM_NL__2PRFIN20060317_084401_000000382046_00050_21146_8367.N1	17-MAR-2006 08:44:01	Bright	37.500	22	32Alp Leo	1.3600	15200.	75	21146	No
109	GOM_NL__2PRFIN20060317_084615_000000372046_00050_21146_8368.N1	17-MAR-2006 08:46:15	Bright	37.000	51	41Gam1Leo	2.0100	4500.0	74	21146	No
110	GOM_NL__2PRFIN20060317_085356_000000412046_00050_21146_8369.N1	17-MAR-2006 08:53:56	Bright	40.500	174	52Psi UMa	3.0040	4400.0	81	21146	No
111	GOM_NL__2PRFIN20060317_085708_000000372046_00050_21146_8370.N1	17-MAR-2006 08:57:08	Bright	36.500	82	48Bet UMa	2.3650	10600.	73	21146	No
112	GOM_NL__2PRFIN20060317_085838_000000392046_00050_21146_8371.N1	17-MAR-2006 08:58:38	Bright	38.500	36	50Alp UMa	1.8000	6300.0	77	21146	No
113	GOM_NL__2PRFIN20060317_090541_000000402046_00050_21146_8372.N1	17-MAR-2006 09:05:41	Bright	40.000	60	7Bet UMi	2.0810	3950.0	80	21146	No
114	GOM_NL__2PRFIN20060317_091353_000000362046_00050_21146_8373.N1	17-MAR-2006 09:13:53	Bright	35.500	89	5Alp Cep	2.4510	8000.0	71	21146	No
115	GOM_NL__2PRFIN20060317_091900_000000352046_00050_21146_8374.N1	17-MAR-2006 09:19:00	Bright	34.500	19	50Alp Cyg	1.2460	10500.	69	21146	No
116	GOM_NL__2PRFIN20060317_092035_000000382046_00050_21146_8375.N1	17-MAR-2006 09:20:35	Bright	38.000	66	37Gam Cyg	2.2080	5900.0	76	21146	No
117	GOM_NL__2PRFIN20060317_092219_000000372046_00050_21146_8376.N1	17-MAR-2006 09:22:19	Bright	37.000	92	53Eps Cyg	2.5000	4500.0	74	21146	No
118	GOM_NL__2PRFIN20060317_093043_000000512046_00050_21146_8377.N1	17-MAR-2006 09:30:43	Tw_i_and_stray	50.500	11	53Alp Aql	0.76500	8000.0	101	21146	No
119	GOM_NL__2PRFIN20060317_094100_000000472046_00050_21146_8378.N1	17-MAR-2006 09:41:00	Dark	46.500	155	41Pi Sgr	2.9000	6600.0	93	21146	No
120	GOM_NL__2PRFIN20060317_094303_000000462046_00050_21146_8379.N1	17-MAR-2006 09:43:03	Dark	46.000	57	34Sig Sgr	2.0660	26000.	92	21146	No
121	GOM_NL__2PRFIN20060317_094632_000000492046_00050_21146_8380.N1	17-MAR-2006 09:46:32	Dark	48.500	38	20Eps Sgr	1.8360	11000.	97	21146	No
122	GOM_NL__2PRFIN20060317_095228_000000432046_00051_21147_8360.N1	17-MAR-2006 09:52:28	Dark	43.000	141	Bet Ara	2.8400	4600.0	86	21147	No
123	GOM_NL__2PRFIN20060317_095609_000000382046_00051_21147_8361.N1	17-MAR-2006 09:56:09	Dark	38.000	134	Bet TrA	2.8100	6600.0	76	21147	No
124	GOM_NL__2PRFIN20060317_095853_000000532046_00051_21147_8362.N1	17-MAR-2006 09:58:53	Dark	52.500	4	Alp1Cen	-0.010000	5800.0	105	21147	No
125	GOM_NL__2PRFIN20060317_100053_000000472046_00051_21147_8363.N1	17-MAR-2006 10:00:53	Dark	47.000	78	Alp Lup	2.3040	28000.	94	21147	No
126	GOM_NL__2PRFIN20060317_100217_000000482046_00051_21147_8364.N1	17-MAR-2006 10:02:17	Dark	48.000	20	Bet Cru	1.2530	30000.	96	21147	No
127	GOM_NL__2PRFIN20060317_100501_000000402046_00051_21147_8365.N1	17-MAR-2006 10:05:01	Straylight	40.000	64	Gam Cen	2.2000	10600.	80	21147	No
128	GOM_NL__2PRFIN20060317_101335_000000462046_00051_21147_8366.N1	17-MAR-2006 10:13:35	Straylight	45.500	171	2Eps Crv	3.0010	4250.0	91	21147	No
129	GOM_NL__2PRFIN20060317_102437_000000372046_00051_21147_8367.N1	17-MAR-2006 10:24:37	Bright	37.000	22	32Alp Leo	1.3600	15200.	74	21147	No
130	GOM_NL__2PRFIN20060317_102651_000000382046_00051_21147_8368.N1	17-MAR-2006 10:26:51	Bright	37.500	51	41Gam1Leo	2.0100	4500.0	75	21147	No
131	GOM_NL__2PRFIN20060317_103432_000000392046_00051_21147_8369.N1	17-MAR-2006 10:34:32	Bright	39.000	174	52Psi UMa	3.0040	4400.0	78	21147	No
132	GOM_NL__2PRFIN20060317_103744_000000372046_00051_21147_8370.N1	17-MAR-2006 10:37:44	Bright	36.500	82	48Bet UMa	2.3650	10600.	73	21147	No
133	GOM_NL__2PRFIN20060317_103914_000000412046_00051_21147_8371.N1	17-MAR-2006 10:39:14	Bright	40.500	36	50Alp UMa	1.8000	6300.0	81	21147	No
134	GOM_NL__2PRFIN20060317_104616_000000422046_00051_21147_8372.N1	17-MAR-2006 10:46:16	Bright	42.000	60	7Bet UMi	2.0810	3950.0	84	21147	No
135	GOM_NL__2PRFIN20060317_105429_000000522046_00051_21147_8373.N1	17-MAR-2006 10:54:29	Bright	52.000	89	5Alp Cep	2.4510	8000.0	104	21147	No
136	GOM_NL__2PRFIN20060317_105936_000000352046_00051_21147_8374.N1	17-MAR-2006 10:59:36	Bright	34.500	19	50Alp Cyg	1.2460	10500.	69	21147	No
137	GOM_NL__2PRFIN20060317_110111_000000382046_00051_21147_8375.N1	17-MAR-2006 11:01:11	Bright	37.500	66	37Gam Cyg	2.2080	5900.0	75	21147	No
138	GOM_NL__2PRFIN20060317_110254_000000382046_00051_21147_8376.N1	17-MAR-2006 11:02:54	Bright	38.000	92	53Eps Cyg	2.5000	4500.0	76	21147	No
139	GOM_NL__2PRFIN20060317_111120_000000542046_00051_21147_8377.N1	17-MAR-2006 11:11:20	Tw_i_and_stray	53.500	11	53Alp Aql	0.76500	8000.0	107	21147	No
140	GOM_NL__2PRFIN20060317_112137_000000472046_00051_21147_8378.N1	17-MAR-2006 11:21:37	Dark	46.500	155	41Pi Sgr	2.9000	6600.0	93	21147	No
141	GOM_NL__2PRFIN20060317_112340_000000452046_00051_21147_8379.N1	17-MAR-2006 11:23:40	Dark	45.000	57	34Sig Sgr	2.0660	26000.	90	21147	No
142	GOM_NL__2PRFIN20060317_112709_000000472046_00051_21147_8380.N1	17-MAR-2006 11:27:09	Dark	46.500	38	20Eps Sgr	1.8360	11000.	93	21147	No
143	GOM_NL__2PRFIN20060317_113305_000000422046_00052_21148_8360.N1	17-MAR-2006 11:33:05	Dark	41.500	141	Bet Ara	2.8400	4600.0	83	21148	No
144	GOM_NL__2PRFIN20060317_113645_000000382046_00052_21148_8361.N1	17-MAR-2006 11:36:45	Dark	37.500	134	Bet TrA	2.8100	6600.0	75	21148	No
145	GOM_NL__2PRFIN20060317_113929_000000422046_00052_21148_8362.N1	17-MAR-2006 11:39:29	Dark	42.000	4	Alp1Cen	-0.010000	5800.0	84	21148	No
146	GOM_NL__2PRFIN20060317_114253_000000392046_00052_21148_8363.N1	17-MAR-2006 11:42:53	Dark	38.500	20	Bet Cru	1.2530	30000.	77	21148	No
147	GOM_NL__2PRFIN20060317_114537_000000402046_00052_21148_8364.N1	17-MAR-2006 11:45:37	Straylight	40.000	64	Gam Cen	2.2000	10600.	80	21148	No
148	GOM_NL__2PRFIN20060317_115411_000000452046_00052_21148_8365.N1	17-MAR-2006 11:54:11	Straylight	44.500	171	2Eps Crv	3.0010	4250.0	89	21148	No
149	GOM_NL__2PRFIN20060317_120513_000000382046_00052_21148_8366.N1	17-MAR-2006 12:05:13	Bright	38.000	22	32Alp Leo	1.3600	15200.	76	21148	No
150	GOM_NL__2PRFIN20060317_120727_000000362046_00052_21148_8367.N1	17-MAR-2006 12:07:27	Bright	36.000	51	41Gam1Leo	2.0100	4500.0	72	21148	No
151	GOM_NL__2PRFIN20060317_121507_000000402046_00052_21148_8368.N1	17-MAR-2006 12:15:07	Bright	39.500	174	52Psi UMa	3.0040	4400.0	79	21148	No
152	GOM_NL__2PRFIN20060317_121819_000000372046_00052_21148_8369.N1	17-MAR-2006 12:18:19	Bright	37.000	82	48Bet UMa	2.3650	10600.	74	21148	No
153	GOM_NL__2PRFIN20060317_121949_000000392046_00052_21148_8370.N1	17-MAR-2006 12:19:49	Bright	38.500	36	50Alp UMa	1.8000	6300.0	77	21148	No
154	GOM_NL__2PRFIN20060317_122652_000000402046_00052_21148_8371.N1	17-MAR-2006 12:26:52	Bright	40.000	60	7Bet UMi	2.0810	3950.0	80	21148	No
155	GOM_NL__2PRFIN20060317_123505_000000352046_00052_21148_8372.N1	17-MAR-2006 12:35:05	Bright	34.500	89	5Alp Cep	2.4510	8000.0	69	21148	No
156	GOM_NL__2PRFIN20060317_124012_000000362046_00052_21148_8373.N1	17-MAR-2006 12:40:12	Bright	36.000	19	50Alp Cyg	1.2460	10500.	72	21148	No
157	GOM_NL__2PRFIN20060317_124147_000000382046_00052_21148_8374.N1	17-MAR-2006 12:41:47	Bright	38.000	66	37Gam Cyg	2.2080	5900.0	76	21148	No
158	GOM_NL__2PRFIN20060317_124331_000000362046_00052_21148_8375.N1	17-MAR-2006 12:43:31	Bright	35.500	92	53Eps Cyg	2.5000	4500.0	71	21148	No
159	GOM_NL__2PRFIN20060317_125156_000000532046_00052_21148_8376.N1	17-MAR-2006 12:51:56	Tw_i_and_stray	53.000	11	53Alp Aql	0.76500	8000.0	106	21148	No
160	GOM_NL__2PRFIN20060317_130213_000000482046_00052_21148_8377.N1	17-MAR-2006 13:02:13	Dark	47.500	155	41Pi Sgr	2.9000	6600.0	95	21148	No

161	GOM_NL__2PRFIN20060317_130417_000000462046_00052_21148_8378.N1	17-MAR-2006 13:04:17	Dark	46.000	57	34Sig Sgr	2.0660	26000.	92	21148	No
162	GOM_NL__2PRFIN20060317_130746_000000462046_00052_21148_8379.N1	17-MAR-2006 13:07:46	Dark	45.500	38	20Eps Sgr	1.8360	11000.	91	21148	No
163	GOM_NL__2PRFIN20060317_131341_000000422046_00053_21149_8380.N1	17-MAR-2006 13:13:41	Dark	42.000	141	Bet Ara	2.8400	4600.0	84	21149	No
164	GOM_NL__2PRFIN20060317_131722_000000382046_00053_21149_8381.N1	17-MAR-2006 13:17:22	Dark	37.500	134	Bet TrA	2.8100	6600.0	75	21149	No
165	GOM_NL__2PRFIN20060317_132005_000000432046_00053_21149_8382.N1	17-MAR-2006 13:20:05	Dark	43.000	4	Alp1Cen	-0.010000	5800.0	86	21149	No
166	GOM_NL__2PRFIN20060317_132330_000000402046_00053_21149_8383.N1	17-MAR-2006 13:23:30	Dark	39.500	20	Bet Cru	1.2530	30000.	79	21149	No
167	GOM_NL__2PRFIN20060317_132613_000000402046_00053_21149_8384.N1	17-MAR-2006 13:26:13	Straylight	40.000	64	Gam Cen	2.2000	10600.	80	21149	No
168	GOM_NL__2PRFIN20060317_133447_000000482046_00053_21149_8385.N1	17-MAR-2006 13:34:47	Straylight	47.500	171	2Eps Crv	3.0010	4250.0	95	21149	No
169	GOM_NL__2PRFIN20060317_134549_000000382046_00053_21149_8386.N1	17-MAR-2006 13:45:49	Bright	38.000	22	32Alp Leo	1.3600	15200.	76	21149	No
170	GOM_NL__2PRFIN20060317_134803_000000372046_00053_21149_8387.N1	17-MAR-2006 13:48:03	Bright	37.000	51	41Gam1Leo	2.0100	4500.0	74	21149	No
171	GOM_NL__2PRFIN20060317_135543_000000402046_00053_21149_8388.N1	17-MAR-2006 13:55:43	Bright	40.000	174	52Psi UMa	3.0040	4400.0	80	21149	No
172	GOM_NL__2PRFIN20060317_135855_000000382046_00053_21149_8389.N1	17-MAR-2006 13:58:55	Bright	37.500	82	48Bet UMa	2.3650	10600.	75	21149	No
173	GOM_NL__2PRFIN20060317_140025_000000402046_00053_21149_8390.N1	17-MAR-2006 14:00:25	Bright	40.000	36	50Alp UMa	1.8000	6300.0	80	21149	No
174	GOM_NL__2PRFIN20060317_140727_000000382046_00053_21149_8391.N1	17-MAR-2006 14:07:27	Bright	37.500	60	7Bet UMi	2.0810	3950.0	75	21149	No
175	GOM_NL__2PRFIN20060317_141541_000000462046_00053_21149_8392.N1	17-MAR-2006 14:15:41	Bright	45.500	89	5Alp Cep	2.4510	8000.0	91	21149	No
176	GOM_NL__2PRFIN20060317_142048_000000372046_00053_21149_8393.N1	17-MAR-2006 14:20:48	Bright	37.000	19	50Alp Cyg	1.2460	10500.	74	21149	No
177	GOM_NL__2PRFIN20060317_142223_000000362046_00053_21149_8394.N1	17-MAR-2006 14:22:23	Bright	35.500	66	37Gam Cyg	2.2080	5900.0	71	21149	No
178	GOM_NL__2PRFIN20060317_142407_000000352046_00053_21149_8395.N1	17-MAR-2006 14:24:07	Bright	35.000	92	53Eps Cyg	2.5000	4500.0	70	21149	No
179	GOM_NL__2PRFIN20060317_143232_000000562046_00053_21149_8396.N1	17-MAR-2006 14:32:32	Tw_i_and_stray	56.000	11	53Alp Aql	0.76500	8000.0	112	21149	No
180	GOM_NL__2PRFIN20060317_144250_000000472046_00053_21149_8397.N1	17-MAR-2006 14:42:50	Dark	47.000	155	41Pi Sgr	2.9000	6600.0	94	21149	No
181	GOM_NL__2PRFIN20060317_144453_000000492046_00053_21149_8398.N1	17-MAR-2006 14:44:53	Dark	48.500	57	34Sig Sgr	2.0660	26000.	97	21149	No
182	GOM_NL__2PRFIN20060317_144823_000000482046_00053_21149_8399.N1	17-MAR-2006 14:48:23	Dark	47.500	38	20Eps Sgr	1.8360	11000.	95	21149	No
183	GOM_NL__2PRFIN20060317_145418_000000432046_00054_21150_8380.N1	17-MAR-2006 14:54:18	Dark	43.000	141	Bet Ara	2.8400	4600.0	86	21150	No
184	GOM_NL__2PRFIN20060317_145758_000000392046_00054_21150_8381.N1	17-MAR-2006 14:57:58	Dark	38.500	134	Bet TrA	2.8100	6600.0	77	21150	No
185	GOM_NL__2PRFIN20060317_150042_000000572046_00054_21150_8382.N1	17-MAR-2006 15:00:42	Dark	57.000	4	Alp1Cen	-0.010000	5800.0	114	21150	No
186	GOM_NL__2PRFIN20060317_150244_000000472046_00054_21150_8383.N1	17-MAR-2006 15:02:44	Dark	46.500	78	Alp Lup	2.3040	28000.	93	21150	No
187	GOM_NL__2PRFIN20060317_150504_000000522046_00054_21150_8384.N1	17-MAR-2006 15:05:04	Straylight	51.500	26	Gam Cru	1.6240	2900.0	103	21150	No
188	GOM_NL__2PRFIN20060317_150649_000000402046_00054_21150_8385.N1	17-MAR-2006 15:06:49	Straylight	39.500	64	Gam Cen	2.2000	10600.	79	21150	No
189	GOM_NL__2PRFIN20060317_151523_000000522046_00054_21150_8386.N1	17-MAR-2006 15:15:23	Straylight	51.500	171	2Eps Crv	3.0010	4250.0	103	21150	No
190	GOM_NL__2PRFIN20060317_152625_000000382046_00054_21150_8387.N1	17-MAR-2006 15:26:25	Bright	38.000	22	32Alp Leo	1.3600	15200.	76	21150	No
191	GOM_NL__2PRFIN20060317_152838_000000372046_00054_21150_8388.N1	17-MAR-2006 15:28:38	Bright	37.000	51	41Gam1Leo	2.0100	4500.0	74	21150	No
192	GOM_NL__2PRFIN20060317_153619_000000392046_00054_21150_8389.N1	17-MAR-2006 15:36:19	Bright	38.500	174	52Psi UMa	3.0040	4400.0	77	21150	No
193	GOM_NL__2PRFIN20060317_153931_000000382046_00054_21150_8390.N1	17-MAR-2006 15:39:31	Bright	38.000	82	48Bet UMa	2.3650	10600.	76	21150	No
194	GOM_NL__2PRFIN20060317_154101_000000382046_00054_21150_8391.N1	17-MAR-2006 15:41:01	Bright	38.000	36	50Alp UMa	1.8000	6300.0	76	21150	No
195	GOM_NL__2PRFIN20060317_154803_000000402046_00054_21150_8392.N1	17-MAR-2006 15:48:03	Bright	40.000	60	7Bet UMi	2.0810	3950.0	80	21150	No
196	GOM_NL__2PRFIN20060317_155617_000000342046_00054_21150_8393.N1	17-MAR-2006 15:56:17	Bright	34.000	89	5Alp Cep	2.4510	8000.0	68	21150	No
197	GOM_NL__2PRFIN20060317_160124_000000382046_00054_21150_8394.N1	17-MAR-2006 16:01:24	Bright	37.500	19	50Alp Cyg	1.2460	10500.	75	21150	No
198	GOM_NL__2PRFIN20060317_160259_000000372046_00054_21150_8395.N1	17-MAR-2006 16:02:59	Bright	36.500	66	37Gam Cyg	2.2080	5900.0	73	21150	No
199	GOM_NL__2PRFIN20060317_160443_000000352046_00054_21150_8396.N1	17-MAR-2006 16:04:43	Bright	35.000	92	53Eps Cyg	2.5000	4500.0	70	21150	No
200	GOM_NL__2PRFIN20060317_161309_000000522046_00054_21150_8397.N1	17-MAR-2006 16:13:09	Tw_i_and_stray	52.000	11	53Alp Aql	0.76500	8000.0	104	21150	No
201	GOM_NL__2PRFIN20060317_162327_000000462046_00054_21150_8398.N1	17-MAR-2006 16:23:27	Dark	45.500	155	41Pi Sgr	2.9000	6600.0	91	21150	No
202	GOM_NL__2PRFIN20060317_162530_000000462046_00054_21150_8399.N1	17-MAR-2006 16:25:30	Dark	45.500	57	34Sig Sgr	2.0660	26000.	91	21150	No
203	GOM_NL__2PRFIN20060317_162900_000000462046_00054_21150_8400.N1	17-MAR-2006 16:29:00	Dark	46.000	38	20Eps Sgr	1.8360	11000.	92	21150	No
204	GOM_NL__2PRFIN20060317_163455_000000442046_00055_21151_8380.N1	17-MAR-2006 16:34:55	Dark	44.000	141	Bet Ara	2.8400	4600.0	88	21151	No
205	GOM_NL__2PRFIN20060317_163835_000000392046_00055_21151_8381.N1	17-MAR-2006 16:38:35	Dark	39.000	134	Bet TrA	2.8100	6600.0	78	21151	No
206	GOM_NL__2PRFIN20060317_164118_000000432046_00055_21151_8382.N1	17-MAR-2006 16:41:18	Dark	43.000	4	Alp1Cen	-0.010000	5800.0	86	21151	No
207	GOM_NL__2PRFIN20060317_164320_000000462046_00055_21151_8383.N1	17-MAR-2006 16:43:20	Dark	46.000	78	Alp Lup	2.3040	28000.	92	21151	No
208	GOM_NL__2PRFIN20060317_164541_000000542046_00055_21151_8384.N1	17-MAR-2006 16:45:41	Straylight	53.500	26	Gam Cru	1.6240	2900.0	107	21151	No
209	GOM_NL__2PRFIN20060317_164726_000000422046_00055_21151_8385.N1	17-MAR-2006 16:47:26	Straylight	41.500	64	Gam Cen	2.2000	10600.	83	21151	No
210	GOM_NL__2PRFIN20060317_165559_000000522046_00055_21151_8386.N1	17-MAR-2006 16:55:59	Straylight	51.500	171	2Eps Crv	3.0010	4250.0	103	21151	No
211	GOM_NL__2PRFIN20060317_170701_000000382046_00055_21151_8387.N1	17-MAR-2006 17:07:01	Bright	38.000	22	32Alp Leo	1.3600	15200.	76	21151	No
212	GOM_NL__2PRFIN20060317_170914_000000372046_00055_21151_8388.N1	17-MAR-2006 17:09:14	Bright	37.000	51	41Gam1Leo	2.0100	4500.0	74	21151	No
213	GOM_NL__2PRFIN20060317_171654_000000382046_00055_21151_8389.N1	17-MAR-2006 17:16:54	Bright	37.500	174	52Psi UMa	3.0040	4400.0	75	21151	No
214	GOM_NL__2PRFIN20060317_172007_000000372046_00055_21151_8390.N1	17-MAR-2006 17:20:07	Bright	37.000	82	48Bet UMa	2.3650	10600.	74	21151	No
215	GOM_NL__2PRFIN20060317_172137_000000372046_00055_21151_8391.N1	17-MAR-2006 17:21:37	Bright	36.500	36	50Alp UMa	1.8000	6300.0	73	21151	No
216	GOM_NL__2PRFIN20060317_172838_000000392046_00055_21151_8392.N1	17-MAR-2006 17:28:38	Bright	39.000	60	7Bet UMi	2.0810	3950.0	78	21151	No
217	GOM_NL__2PRFIN20060317_173653_000000362046_00055_21151_8393.N1	17-MAR-2006 17:36:53	Bright	35.500	89	5Alp Cep	2.4510	8000.0	71	21151	No
218	GOM_NL__2PRFIN20060317_174200_000000352046_00055_21151_8394.N1	17-MAR-2006 17:42:00	Bright	34.500	19	50Alp Cyg	1.2460	10500.	69	21151	No
219	GOM_NL__2PRFIN20060317_174335_000000362046_00055_21151_8395.N1	17-MAR-2006 17:43:35	Bright	35.500	66	37Gam Cyg	2.2080	5900.0	71	21151	No

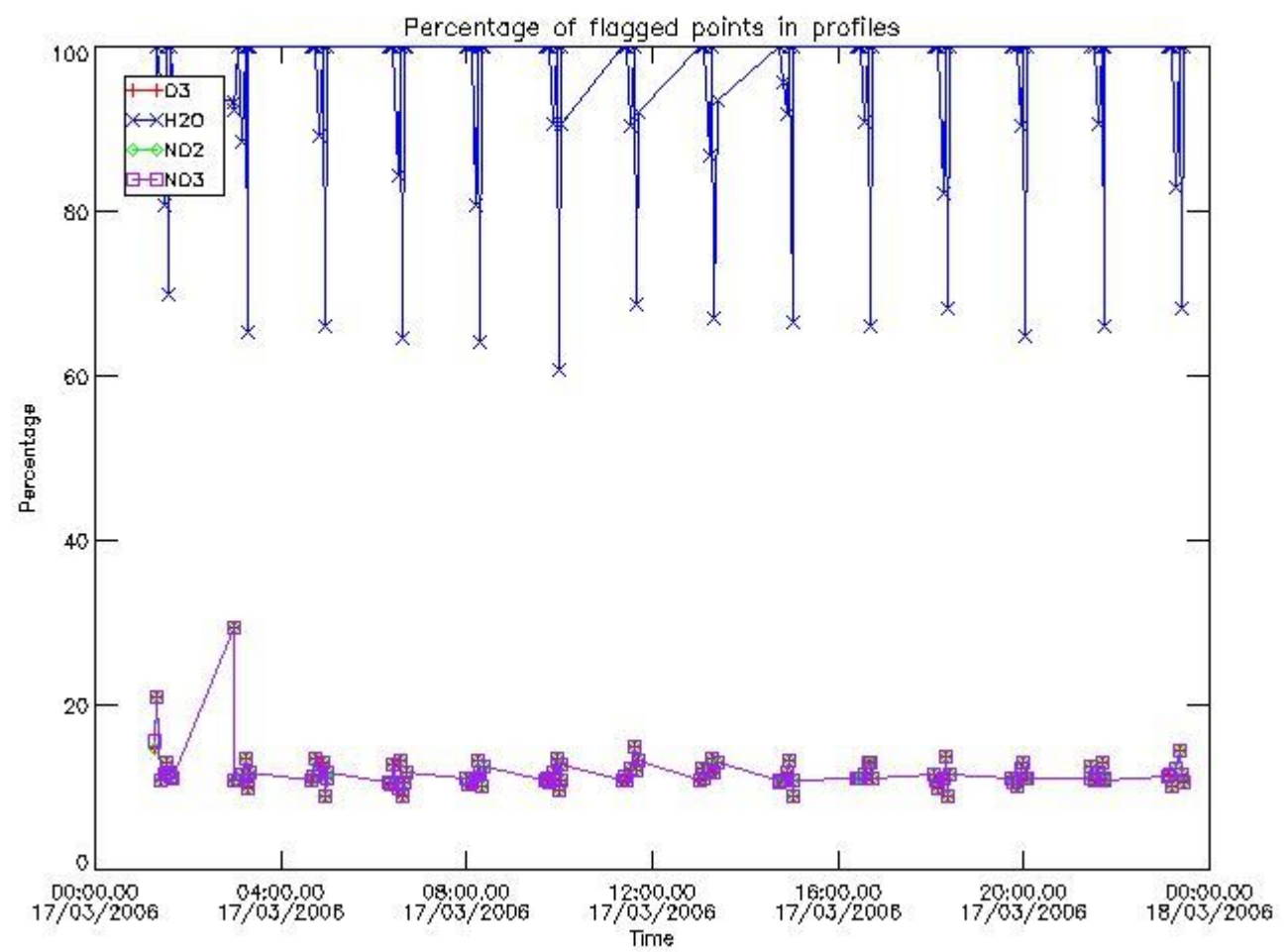
220	GOM_NL__2PRFIN20060317_174519_000000372046_00055_21151_8396.N1	17-MAR-2006 17:45:19	Bright	37.000	92	53Eps Cyg	2.5000	4500.0	74	21151	No
221	GOM_NL__2PRFIN20060317_175345_000000582046_00055_21151_8397.N1	17-MAR-2006 17:53:45	Tw_i_and_stray	57.500	11	53Alp Aql	0.76500	8000.0	115	21151	No
222	GOM_NL__2PRFIN20060317_180404_000000452046_00055_21151_8398.N1	17-MAR-2006 18:04:04	Dark	44.500	155	41Pi Sgr	2.9000	6600.0	89	21151	No
223	GOM_NL__2PRFIN20060317_180607_000000472046_00055_21151_8399.N1	17-MAR-2006 18:06:07	Dark	46.500	57	34Sig Sgr	2.0660	26000.	93	21151	No
224	GOM_NL__2PRFIN20060317_180937_000000512046_00055_21151_8400.N1	17-MAR-2006 18:09:37	Dark	51.000	38	20Eps Sgr	1.8360	11000.	102	21151	No
225	GOM_NL__2PRFIN20060317_181531_000000462046_00056_21152_8380.N1	17-MAR-2006 18:15:31	Dark	45.500	141	Bet Ara	2.8400	4600.0	91	21152	No
226	GOM_NL__2PRFIN20060317_181911_000000372046_00056_21152_8381.N1	17-MAR-2006 18:19:11	Dark	37.000	134	Bet TrA	2.8100	6600.0	74	21152	No
227	GOM_NL__2PRFIN20060317_182155_000000572046_00056_21152_8382.N1	17-MAR-2006 18:21:55	Dark	57.000	4	Alp1Cen	-0.010000	5800.0	114	21152	No
228	GOM_NL__2PRFIN20060317_182357_000000492046_00056_21152_8383.N1	17-MAR-2006 18:23:57	Dark	48.500	78	Alp Lup	2.3040	28000.	97	21152	No
229	GOM_NL__2PRFIN20060317_182617_000000482046_00056_21152_8384.N1	17-MAR-2006 18:26:17	Straylight	47.500	26	Gam Cru	1.6240	2900.0	95	21152	No
230	GOM_NL__2PRFIN20060317_182803_000000422046_00056_21152_8385.N1	17-MAR-2006 18:28:03	Straylight	41.500	64	Gam Cen	2.2000	10600.	83	21152	No
231	GOM_NL__2PRFIN20060317_183636_000000492046_00056_21152_8386.N1	17-MAR-2006 18:36:36	Straylight	49.000	171	2Eps Crv	3.0010	4250.0	98	21152	No
232	GOM_NL__2PRFIN20060317_184737_000000382046_00056_21152_8387.N1	17-MAR-2006 18:47:37	Bright	38.000	22	32Alp Leo	1.3600	15200.	76	21152	No
233	GOM_NL__2PRFIN20060317_184950_000000382046_00056_21152_8388.N1	17-MAR-2006 18:49:50	Bright	38.000	51	41Gam1Leo	2.0100	4500.0	76	21152	No
234	GOM_NL__2PRFIN20060317_185730_000000392046_00056_21152_8389.N1	17-MAR-2006 18:57:30	Bright	39.000	174	52Psi UMa	3.0040	4400.0	78	21152	No
235	GOM_NL__2PRFIN20060317_190042_000000372046_00056_21152_8390.N1	17-MAR-2006 19:00:42	Bright	37.000	82	48Bet UMa	2.3650	10600.	74	21152	No
236	GOM_NL__2PRFIN20060317_190212_000000402046_00056_21152_8391.N1	17-MAR-2006 19:02:12	Bright	39.500	36	50Alp UMa	1.8000	6300.0	79	21152	No
237	GOM_NL__2PRFIN20060317_190914_000000412046_00056_21152_8392.N1	17-MAR-2006 19:09:14	Bright	40.500	60	7Bet UMi	2.0810	3950.0	81	21152	No
238	GOM_NL__2PRFIN20060317_191729_000000342046_00056_21152_8393.N1	17-MAR-2006 19:17:29	Bright	33.500	89	5Alp Cep	2.4510	8000.0	67	21152	No
239	GOM_NL__2PRFIN20060317_192236_000000372046_00056_21152_8394.N1	17-MAR-2006 19:22:36	Bright	36.500	19	50Alp Cyg	1.2460	10500.	73	21152	No
240	GOM_NL__2PRFIN20060317_192411_000000392046_00056_21152_8395.N1	17-MAR-2006 19:24:11	Bright	39.000	66	37Gam Cyg	2.2080	5900.0	78	21152	No
241	GOM_NL__2PRFIN20060317_192555_000000382046_00056_21152_8396.N1	17-MAR-2006 19:25:55	Bright	37.500	92	53Eps Cyg	2.5000	4500.0	75	21152	No
242	GOM_NL__2PRFIN20060317_193422_000000522046_00056_21152_8397.N1	17-MAR-2006 19:34:22	Tw_i_and_stray	51.500	11	53Alp Aql	0.76500	8000.0	103	21152	No
243	GOM_NL__2PRFIN20060317_194441_000000462046_00056_21152_8398.N1	17-MAR-2006 19:44:41	Dark	46.000	155	41Pi Sgr	2.9000	6600.0	92	21152	No
244	GOM_NL__2PRFIN20060317_194644_000000482046_00056_21152_8399.N1	17-MAR-2006 19:46:44	Dark	48.000	57	34Sig Sgr	2.0660	26000.	96	21152	No
245	GOM_NL__2PRFIN20060317_195014_000000512046_00056_21152_8400.N1	17-MAR-2006 19:50:14	Dark	50.500	38	20Eps Sgr	1.8360	11000.	101	21152	No
246	GOM_NL__2PRFIN20060317_195608_000000422046_00057_21153_8380.N1	17-MAR-2006 19:56:08	Dark	41.500	141	Bet Ara	2.8400	4600.0	83	21153	No
247	GOM_NL__2PRFIN20060317_195948_000000402046_00057_21153_8381.N1	17-MAR-2006 19:59:48	Dark	39.500	134	Bet TrA	2.8100	6600.0	79	21153	No
248	GOM_NL__2PRFIN20060317_200231_000000462046_00057_21153_8382.N1	17-MAR-2006 20:02:31	Dark	46.000	4	Alp1Cen	-0.010000	5800.0	92	21153	No
249	GOM_NL__2PRFIN20060317_200434_000000462046_00057_21153_8383.N1	17-MAR-2006 20:04:34	Dark	46.000	78	Alp Lup	2.3040	28000.	92	21153	No
250	GOM_NL__2PRFIN20060317_200653_000000522046_00057_21153_8384.N1	17-MAR-2006 20:06:53	Straylight	51.500	26	Gam Cru	1.6240	2900.0	103	21153	No
251	GOM_NL__2PRFIN20060317_200839_000000402046_00057_21153_8385.N1	17-MAR-2006 20:08:39	Straylight	40.000	64	Gam Cen	2.2000	10600.	80	21153	No
252	GOM_NL__2PRFIN20060317_201712_000000522046_00057_21153_8386.N1	17-MAR-2006 20:17:12	Straylight	51.500	171	2Eps Crv	3.0010	4250.0	103	21153	No
253	GOM_NL__2PRFIN20060317_202813_000000382046_00057_21153_8387.N1	17-MAR-2006 20:28:13	Bright	37.500	22	32Alp Leo	1.3600	15200.	75	21153	No
254	GOM_NL__2PRFIN20060317_203026_000000372046_00057_21153_8388.N1	17-MAR-2006 20:30:26	Bright	37.000	51	41Gam1Leo	2.0100	4500.0	74	21153	No
255	GOM_NL__2PRFIN20060317_203805_000000392046_00057_21153_8389.N1	17-MAR-2006 20:38:05	Bright	38.500	174	52Psi UMa	3.0040	4400.0	77	21153	No
256	GOM_NL__2PRFIN20060317_204118_000000392046_00057_21153_8390.N1	17-MAR-2006 20:41:18	Bright	38.500	82	48Bet UMa	2.3650	10600.	77	21153	No
257	GOM_NL__2PRFIN20060317_204248_000000382046_00057_21153_8391.N1	17-MAR-2006 20:42:48	Bright	38.000	36	50Alp UMa	1.8000	6300.0	76	21153	No
258	GOM_NL__2PRFIN20060317_204949_000000412046_00057_21153_8392.N1	17-MAR-2006 20:49:49	Bright	40.500	60	7Bet UMi	2.0810	3950.0	81	21153	No
259	GOM_NL__2PRFIN20060317_205805_000000342046_00057_21153_8393.N1	17-MAR-2006 20:58:05	Bright	33.500	89	5Alp Cep	2.4510	8000.0	67	21153	No
260	GOM_NL__2PRFIN20060317_210312_000000352046_00057_21153_8394.N1	17-MAR-2006 21:03:12	Bright	35.000	19	50Alp Cyg	1.2460	10500.	70	21153	No
261	GOM_NL__2PRFIN20060317_210447_000000372046_00057_21153_8395.N1	17-MAR-2006 21:04:47	Bright	37.000	66	37Gam Cyg	2.2080	5900.0	74	21153	No
262	GOM_NL__2PRFIN20060317_210631_000000362046_00057_21153_8396.N1	17-MAR-2006 21:06:31	Bright	35.500	92	53Eps Cyg	2.5000	4500.0	71	21153	No
263	GOM_NL__2PRFIN20060317_211458_000000572046_00057_21153_8397.N1	17-MAR-2006 21:14:58	Tw_i_and_stray	57.000	11	53Alp Aql	0.76500	8000.0	114	21153	No
264	GOM_NL__2PRFIN20060317_212517_000000462046_00057_21153_8398.N1	17-MAR-2006 21:25:17	Dark	46.000	155	41Pi Sgr	2.9000	6600.0	92	21153	No
265	GOM_NL__2PRFIN20060317_212721_000000452046_00057_21153_8399.N1	17-MAR-2006 21:27:21	Dark	44.500	57	34Sig Sgr	2.0660	26000.	89	21153	No
266	GOM_NL__2PRFIN20060317_213051_000000472046_00057_21153_8400.N1	17-MAR-2006 21:30:51	Dark	46.500	38	20Eps Sgr	1.8360	11000.	93	21153	No
267	GOM_NL__2PRFIN20060317_213645_000000432046_00058_21154_8380.N1	17-MAR-2006 21:36:45	Dark	43.000	141	Bet Ara	2.8400	4600.0	86	21154	No
268	GOM_NL__2PRFIN20060317_214024_000000392046_00058_21154_8381.N1	17-MAR-2006 21:40:24	Dark	39.000	134	Bet TrA	2.8100	6600.0	78	21154	No
269	GOM_NL__2PRFIN20060317_214308_000000462046_00058_21154_8382.N1	17-MAR-2006 21:43:08	Dark	46.000	4	Alp1Cen	-0.010000	5800.0	92	21154	No
270	GOM_NL__2PRFIN20060317_214510_000000472046_00058_21154_8383.N1	17-MAR-2006 21:45:10	Dark	46.500	78	Alp Lup	2.3040	28000.	93	21154	No
271	GOM_NL__2PRFIN20060317_214730_000000532046_00058_21154_8384.N1	17-MAR-2006 21:47:30	Straylight	52.500	26	Gam Cru	1.6240	2900.0	105	21154	No
272	GOM_NL__2PRFIN20060317_214915_000000442046_00058_21154_8385.N1	17-MAR-2006 21:49:15	Straylight	43.500	64	Gam Cen	2.2000	10600.	87	21154	No
273	GOM_NL__2PRFIN20060317_215748_000000492046_00058_21154_8386.N1	17-MAR-2006 21:57:48	Straylight	49.000	171	2Eps Crv	3.0010	4250.0	98	21154	No
274	GOM_NL__2PRFIN20060317_220849_000000382046_00058_21154_8387.N1	17-MAR-2006 22:08:49	Bright	38.000	22	32Alp Leo	1.3600	15200.	76	21154	No
275	GOM_NL__2PRFIN20060317_221102_000000372046_00058_21154_8388.N1	17-MAR-2006 22:11:02	Bright	37.000	51	41Gam1Leo	2.0100	4500.0	74	21154	No
276	GOM_NL__2PRFIN20060317_221841_000000382046_00058_21154_8389.N1	17-MAR-2006 22:18:41	Bright	37.500	174	52Psi UMa	3.0040	4400.0	75	21154	No
277	GOM_NL__2PRFIN20060317_222154_000000382046_00058_21154_8390.N1	17-MAR-2006 22:21:54	Bright	38.000	82	48Bet UMa	2.3650	10600.	76	21154	No
278	GOM_NL__2PRFIN20060317_222324_000000392046_00058_21154_8391.N1	17-MAR-2006 22:23:24	Bright	39.000	36	50Alp UMa	1.8000	6300.0	78	21154	No

279	GOM_NL__2PRFIN20060317_223025_000000402046_00058_21154_8392.N1	17-MAR-2006 22:30:25	Bright	40.000	60	7Bet UMi	2.0810	3950.0	80	21154	No
280	GOM_NL__2PRFIN20060317_223841_000000362046_00058_21154_8393.N1	17-MAR-2006 22:38:41	Bright	36.000	89	5Alp Cep	2.4510	8000.0	72	21154	No
281	GOM_NL__2PRFIN20060317_224348_000000362046_00058_21154_8394.N1	17-MAR-2006 22:43:48	Bright	35.500	19	50Alp Cyg	1.2460	10500.	71	21154	No
282	GOM_NL__2PRFIN20060317_224523_000000402046_00058_21154_8395.N1	17-MAR-2006 22:45:23	Bright	39.500	66	37Gam Cyg	2.2080	5900.0	79	21154	No
283	GOM_NL__2PRFIN20060317_224707_000000362046_00058_21154_8396.N1	17-MAR-2006 22:47:07	Bright	36.000	92	53Eps Cyg	2.5000	4500.0	72	21154	No
284	GOM_NL__2PRFIN20060317_225534_000000542046_00058_21154_8397.N1	17-MAR-2006 22:55:34	Twilight	54.000	11	53Alp Aql	0.76500	8000.0	108	21154	No
285	GOM_NL__2PRFIN20060317_230554_000000452046_00058_21154_8398.N1	17-MAR-2006 23:05:54	Dark	45.000	155	41Pi Sgr	2.9000	6600.0	90	21154	No
286	GOM_NL__2PRFIN20060317_230758_000000492046_00058_21154_8399.N1	17-MAR-2006 23:07:58	Dark	48.500	57	34Sig Sgr	2.0660	26000.	97	21154	No
287	GOM_NL__2PRFIN20060317_231127_000000512046_00058_21154_8400.N1	17-MAR-2006 23:11:27	Dark	50.500	38	20Eps Sgr	1.8360	11000.	101	21154	No
288	GOM_NL__2PRFIN20060317_231721_000000422046_00059_21155_8380.N1	17-MAR-2006 23:17:21	Dark	41.500	141	Bet Ara	2.8400	4600.0	83	21155	No
289	GOM_NL__2PRFIN20060317_232100_000000392046_00059_21155_8381.N1	17-MAR-2006 23:21:00	Dark	38.500	134	Bet TrA	2.8100	6600.0	77	21155	No
290	GOM_NL__2PRFIN20060317_232344_000000452046_00059_21155_8382.N1	17-MAR-2006 23:23:44	Dark	44.500	4	Alp1Cen	-0.010000	5800.0	89	21155	No
291	GOM_NL__2PRFIN20060317_232547_000000482046_00059_21155_8383.N1	17-MAR-2006 23:25:47	Dark	48.000	78	Alp Lup	2.3040	28000.	96	21155	No
292	GOM_NL__2PRFIN20060317_232806_000000542046_00059_21155_8384.N1	17-MAR-2006 23:28:06	Straylight	54.000	26	Gam Cru	1.6240	2900.0	108	21155	No
293	GOM_NL__2PRFIN20060317_232951_000000412046_00059_21155_8385.N1	17-MAR-2006 23:29:51	Straylight	40.500	64	Gam Cen	2.2000	10600.	81	21155	No
294	GOM_NL__2PRFIN20060317_233824_000000492046_00059_21155_8386.N1	17-MAR-2006 23:38:24	Straylight	49.000	171	2Eps Crv	3.0010	4250.0	98	21155	No
295	GOM_NL__2PRFIN20060317_234925_000000362046_00059_21155_8387.N1	17-MAR-2006 23:49:25	Bright	35.500	22	32Alp Leo	1.3600	15200.	71	21155	No
296	GOM_NL__2PRFIN20060317_235138_000000382046_00059_21155_8388.N1	17-MAR-2006 23:51:38	Bright	37.500	51	41Gam1Leo	2.0100	4500.0	75	21155	No
297	GOM_NL__2PRFIN20060317_235917_000000392046_00059_21155_8389.N1	17-MAR-2006 23:59:17	Bright	38.500	174	52Psi UMa	3.0040	4400.0	77	21155	No

3. Quality information per product

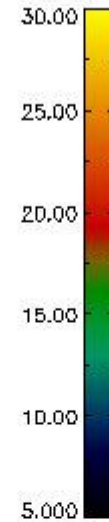
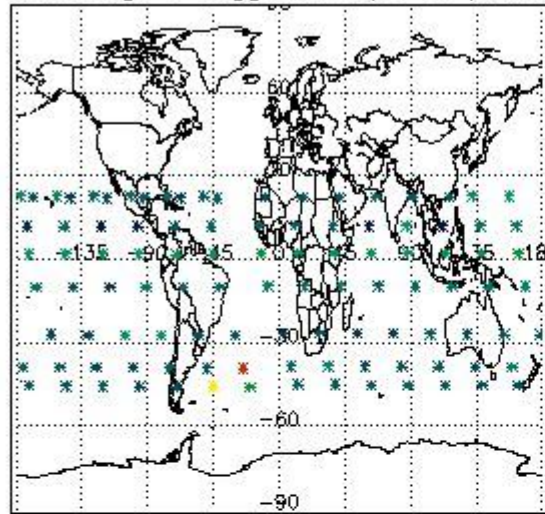
In this section it is plotted some information contained in the Quality Summary data set of the level 2 products. Only products in dark limb conditions and without errors (error flag in the MPH set to "0") are used.

3.1 Plot quality information per product (time dependant)


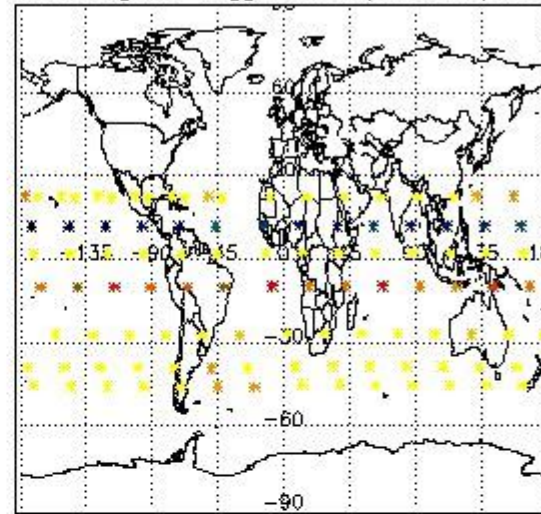


3.2 Plot quality information per product (world map)


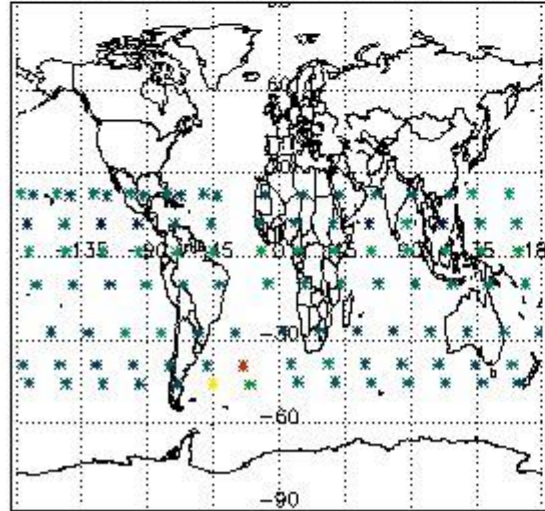
Percentage of flagged data per O3 profile



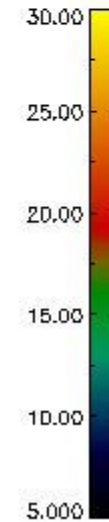
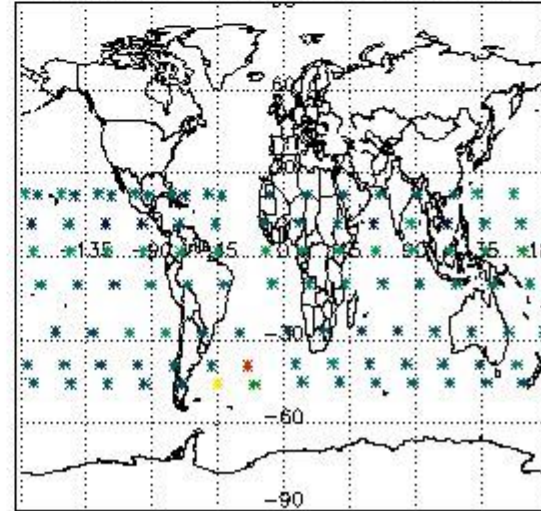
Percentage of flagged data per H2O profile



Percentage of flagged data per NO2 profile



Percentage of flagged data per NO3 profile

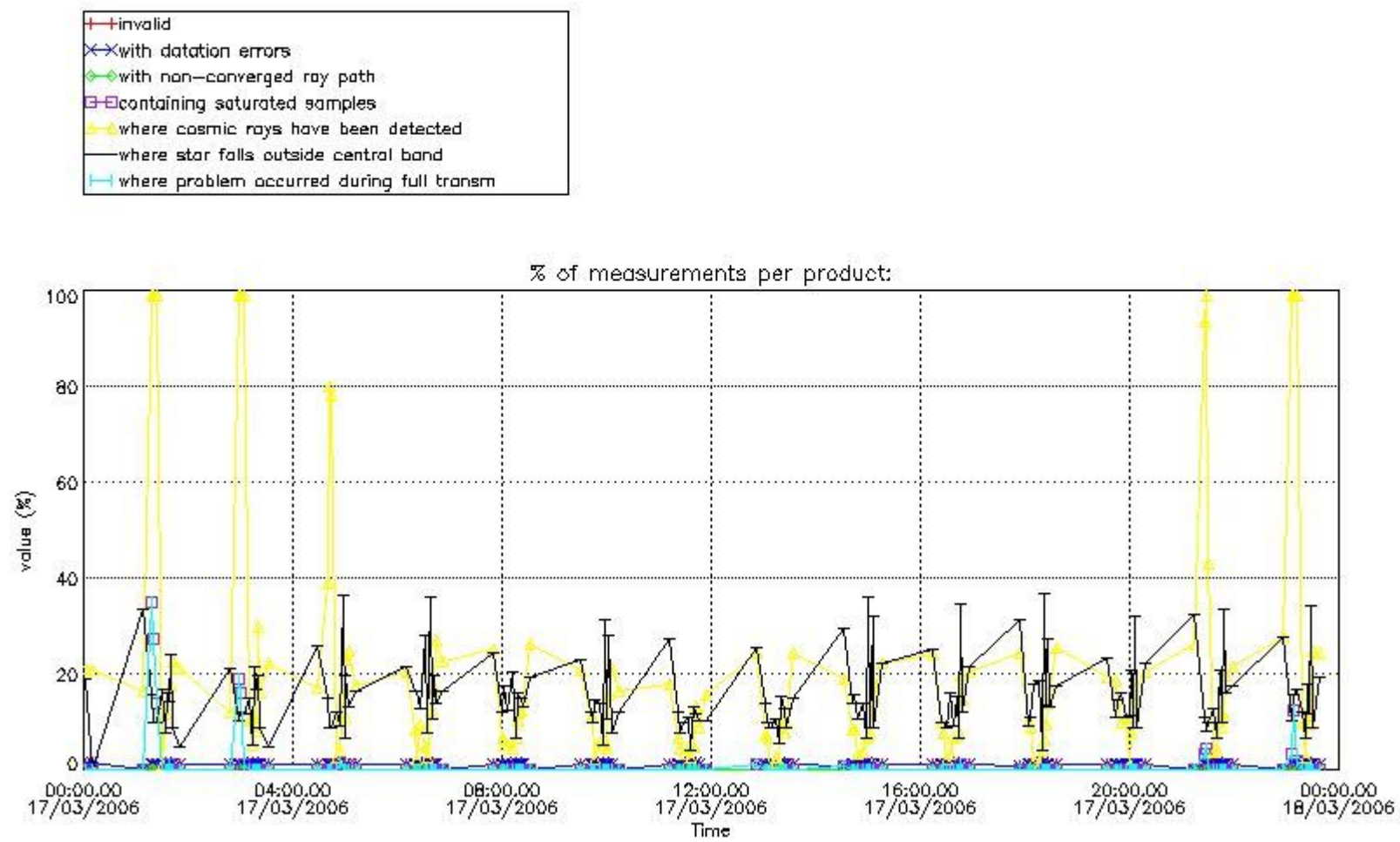


4. Level 1 quality information per product

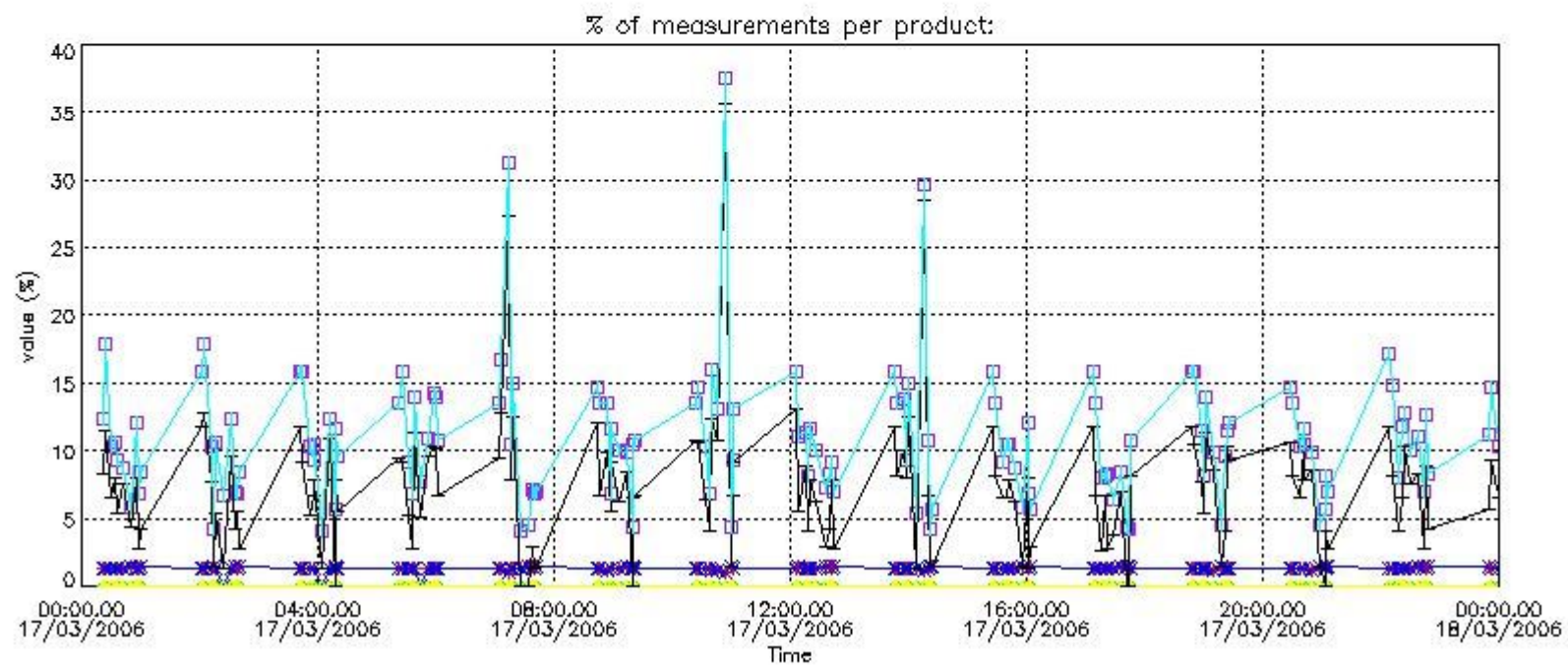
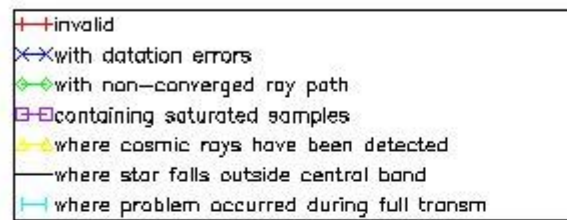
In this section it is plotted some information contained in the Quality Summary data set of the level 2 products that comes from the level 1b processing. Products without errors (error flag in the MPH set to "0") are used.

4.1 Plot quality information per product (time dependant) coming from level 1b processing

4.1.1 Plot level 1 quality information per product (time dependant): ENVISAT ASCENDING passes

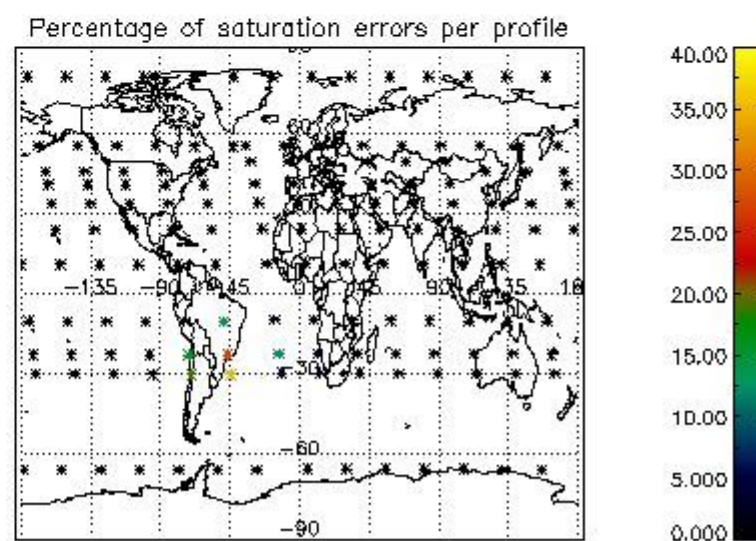
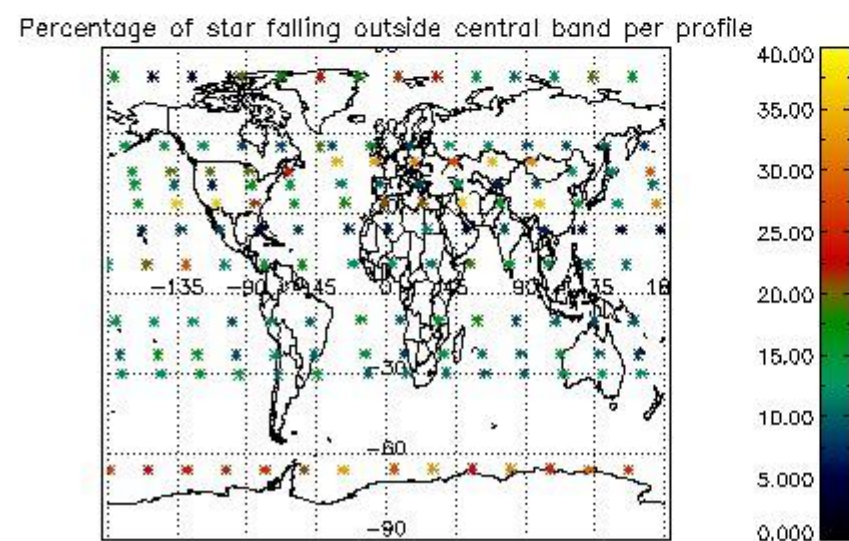
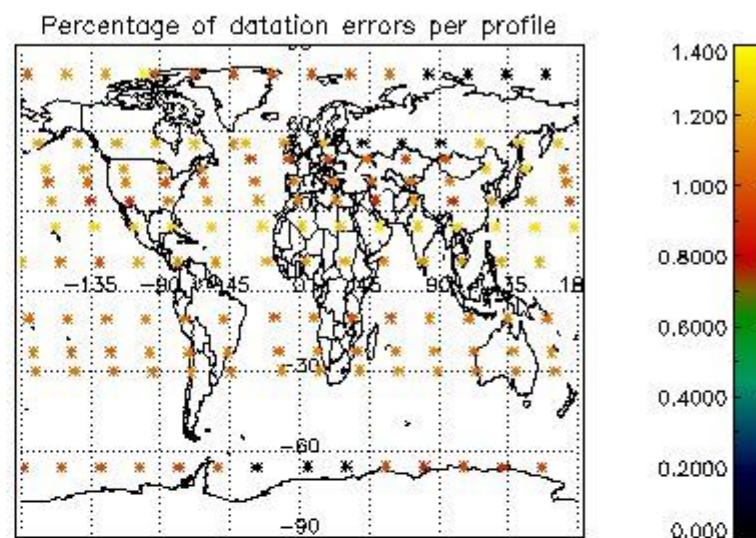
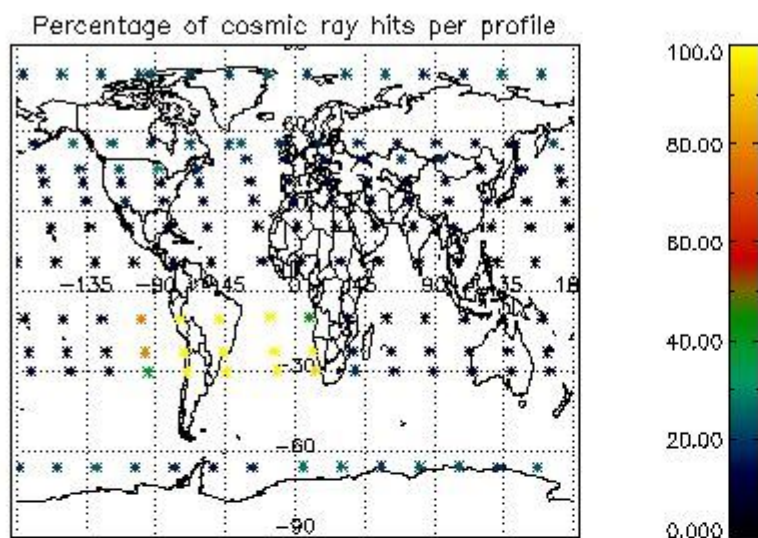


4.1.2 Plot level 1 quality information per product (time dependant): ENVI SAT DESCENDING passes

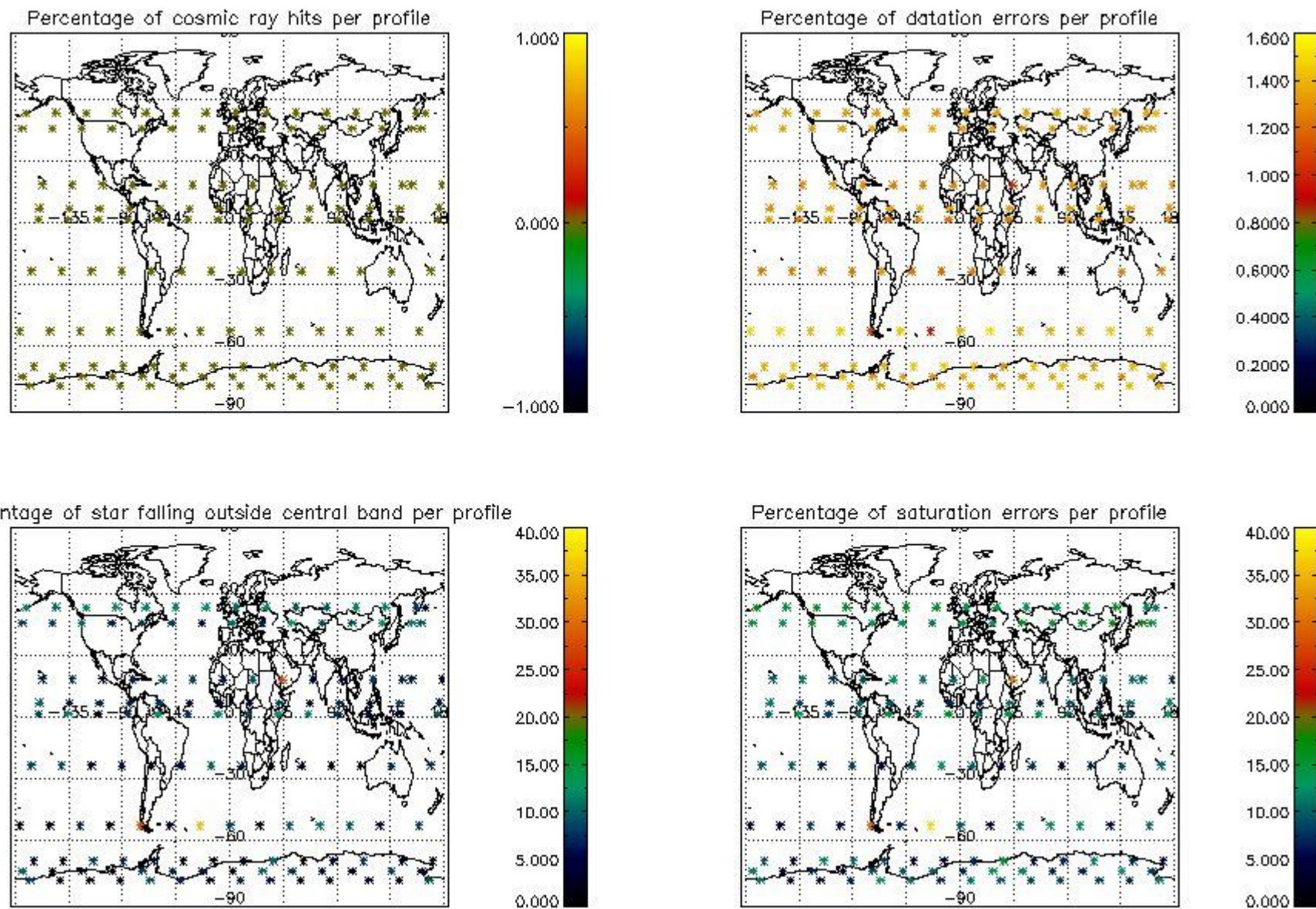


4.2 Plot quality information per product coming from level 1b processing (world map)

4.2.1 Plot level 1 quality information per product (world map): ENVISAT ASCENDING passes



4.2.2 Plot level 1 quality information per product (world map): ENVISAT DESCENDING passes



5. Trace gas profiles

5.1 Ozone statistics based on quality of products

The final quality of the products can be "measured" using the STD (Standard Deviation) attached to every point profile. This information is written to the parameter GOM_NL__2P/NL_LOCAL_SPECIES_DENSITY/o3_std of the level 2 products. The table below shows the statistics for given STD ranges.

The statistics are given with respect to the overall valid production:

- Products without fatal errors: GOM_NL__2P/MPH/PRODUCT_ERR=0
- Valid point profile: GOM_NL__2P/NL_LOCAL_SPECIES_DENSITY/pcd(0)=0

The 'Criteria' is applied to valid points of dark limb products:

- Products in dark limb illumination condition: GOM_NL__2P/NL_SUMMARY_QUALITY/obs_ill_cond=0
- Products without fatal errors: GOM_NL__2P/MPH/PRODUCT_ERR=0
- Valid point profile: GOM_NL__2P/NL_LOCAL_SPECIES_DENSITY/pcd(0)=0

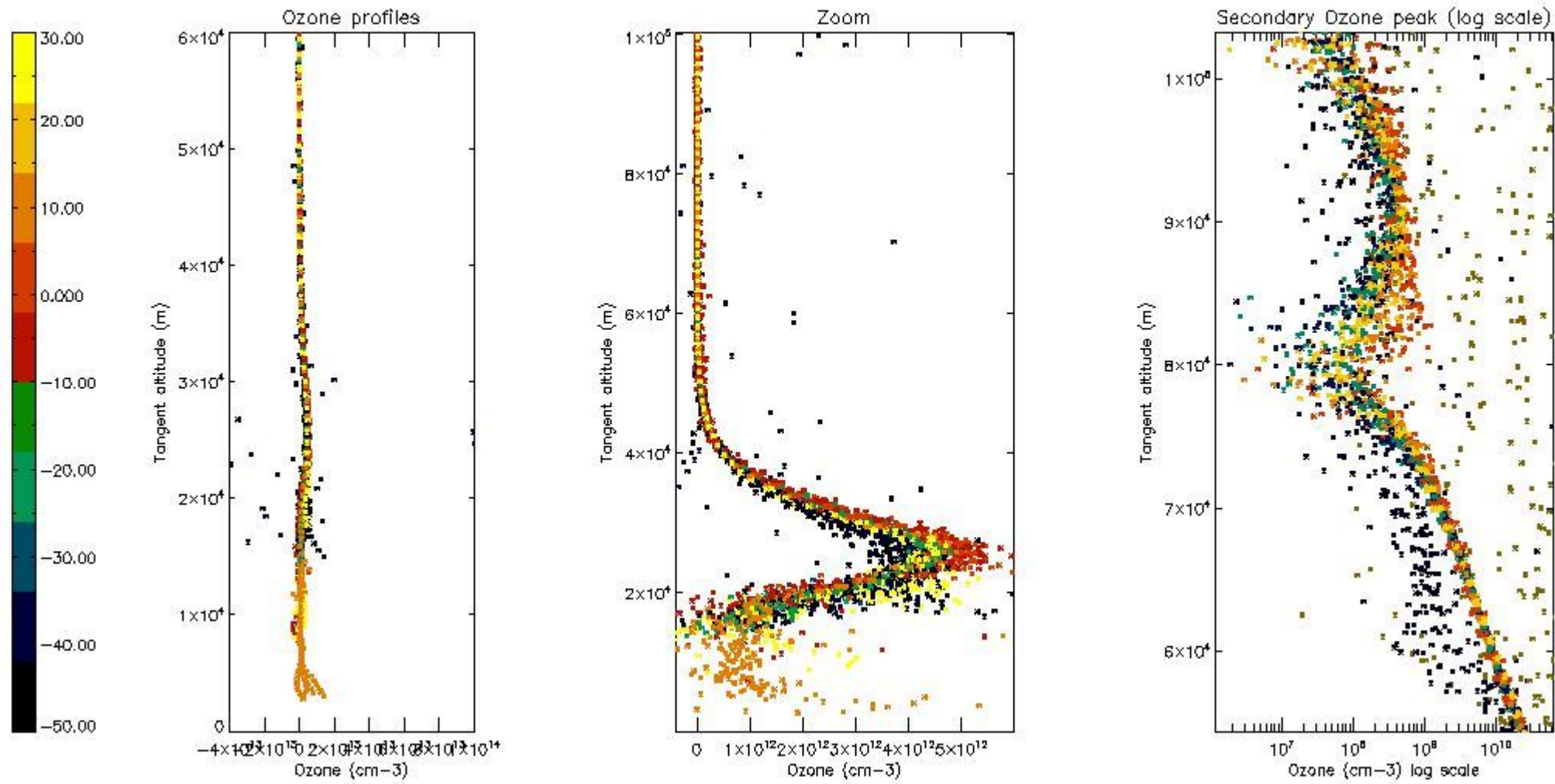
So, the table below shows the percentage of dark limb and valid observations for each criteria with respect to the overall valid daily observations.

Criteria	% of total production
All STD	39
STD < 20	22

STD < 10	17
STD < 5	11

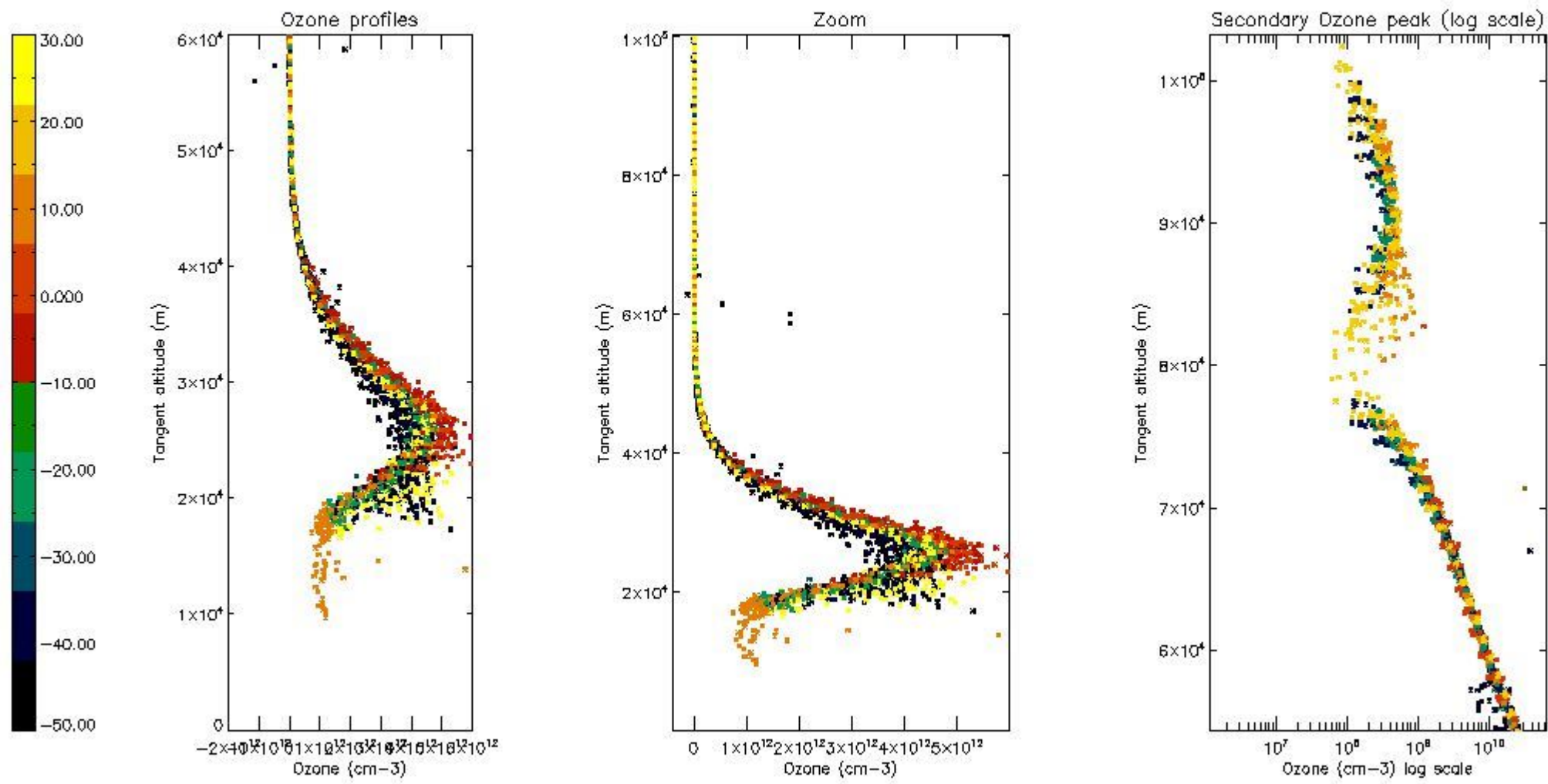
5.2 Plot ozone profiles for all STD (dark without errors)

The colorbar represents the latitude.



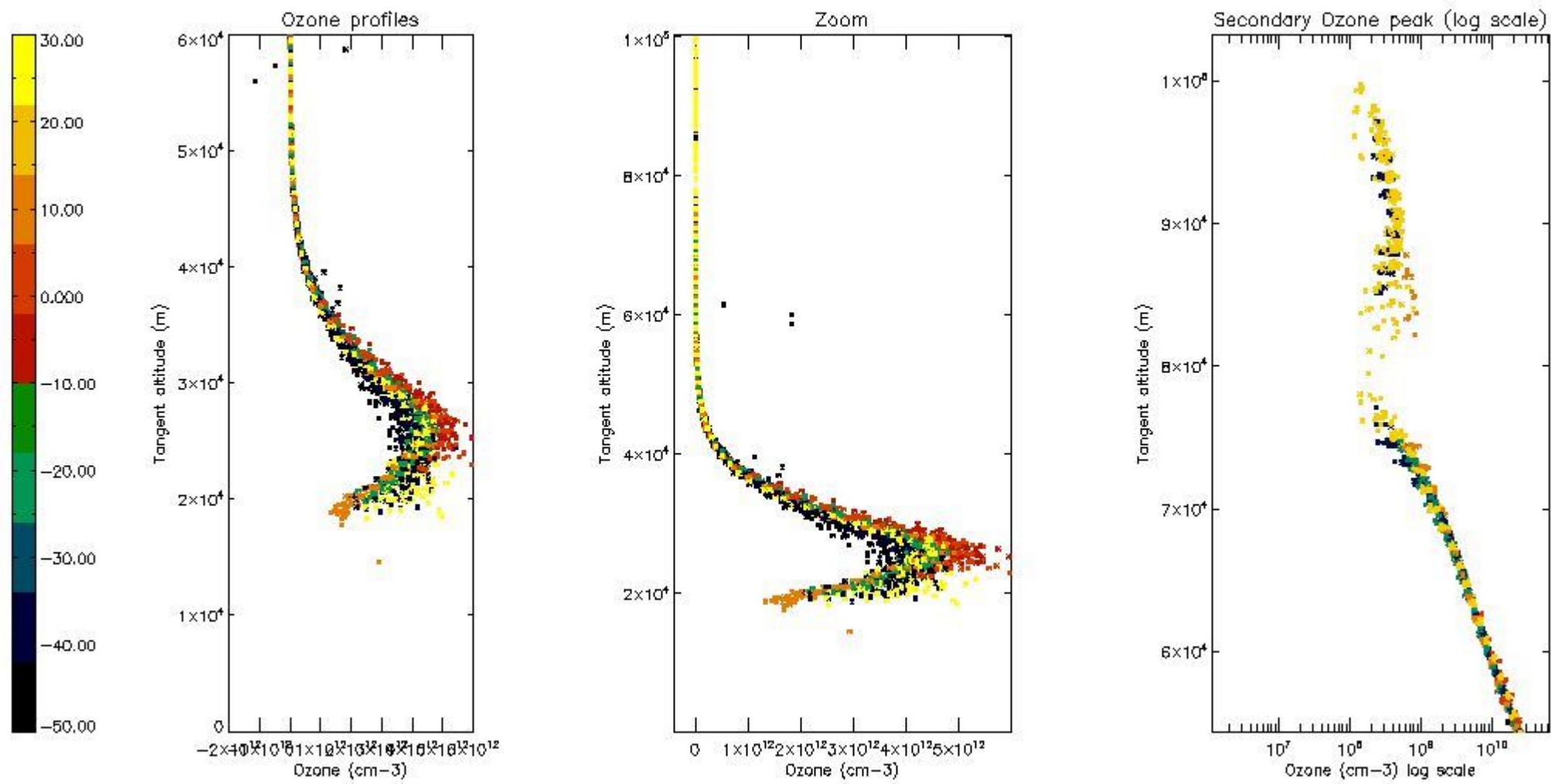
5.3 Plot ozone profiles where STD < 20% (dark without errors)

The colorbar represents the latitude.



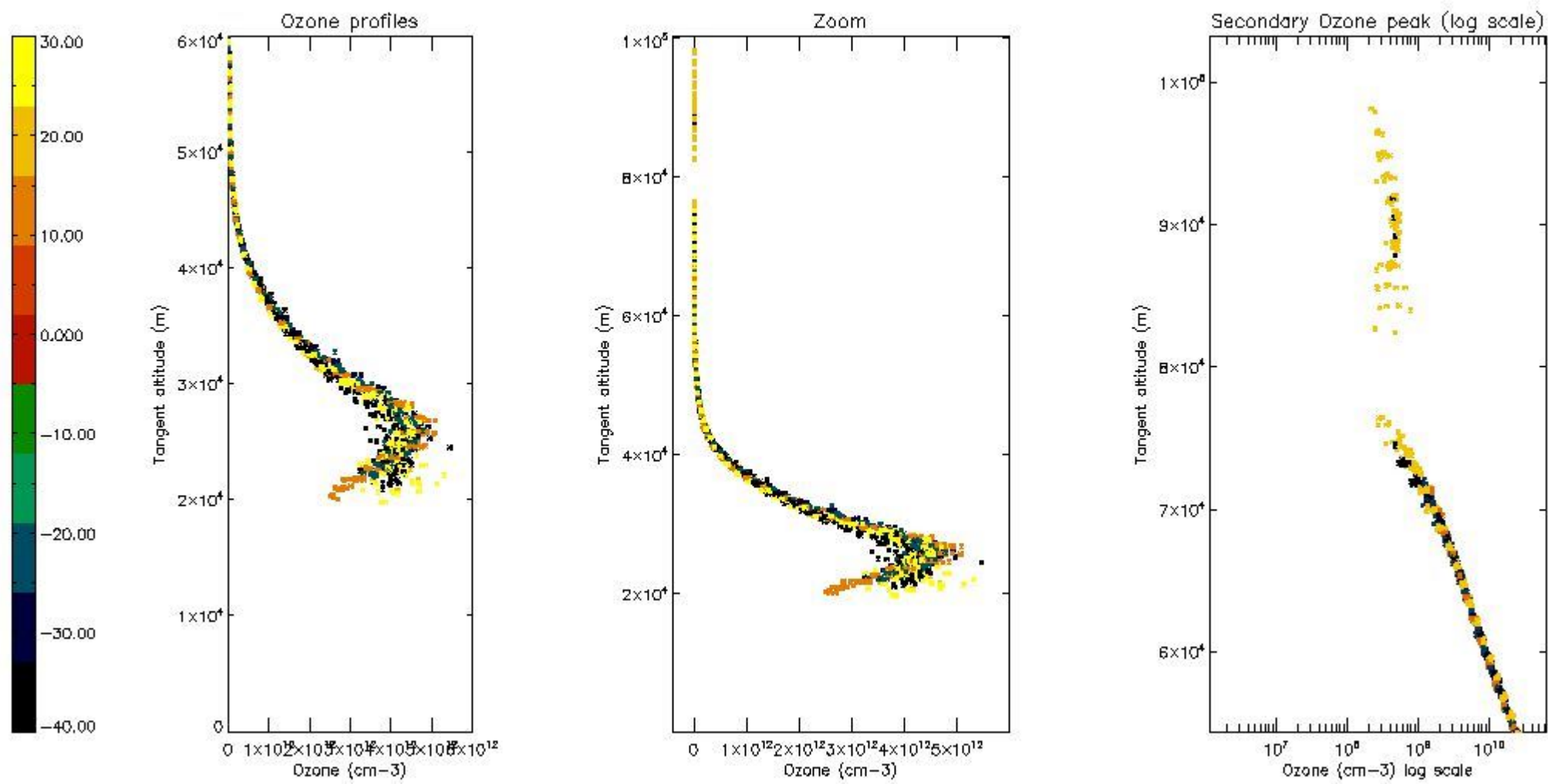
5.4 Plot ozone profiles where $STD < 10\%$ (dark without errors)

The colorbar represents the latitude.



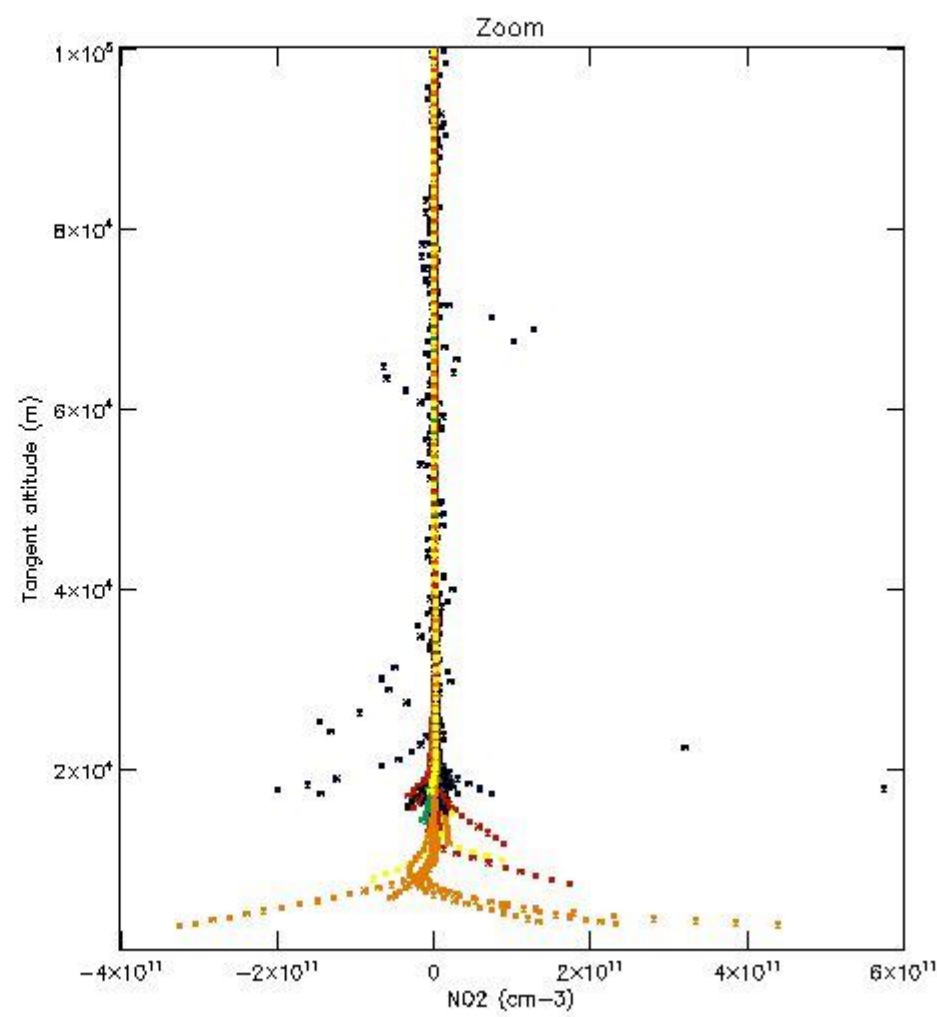
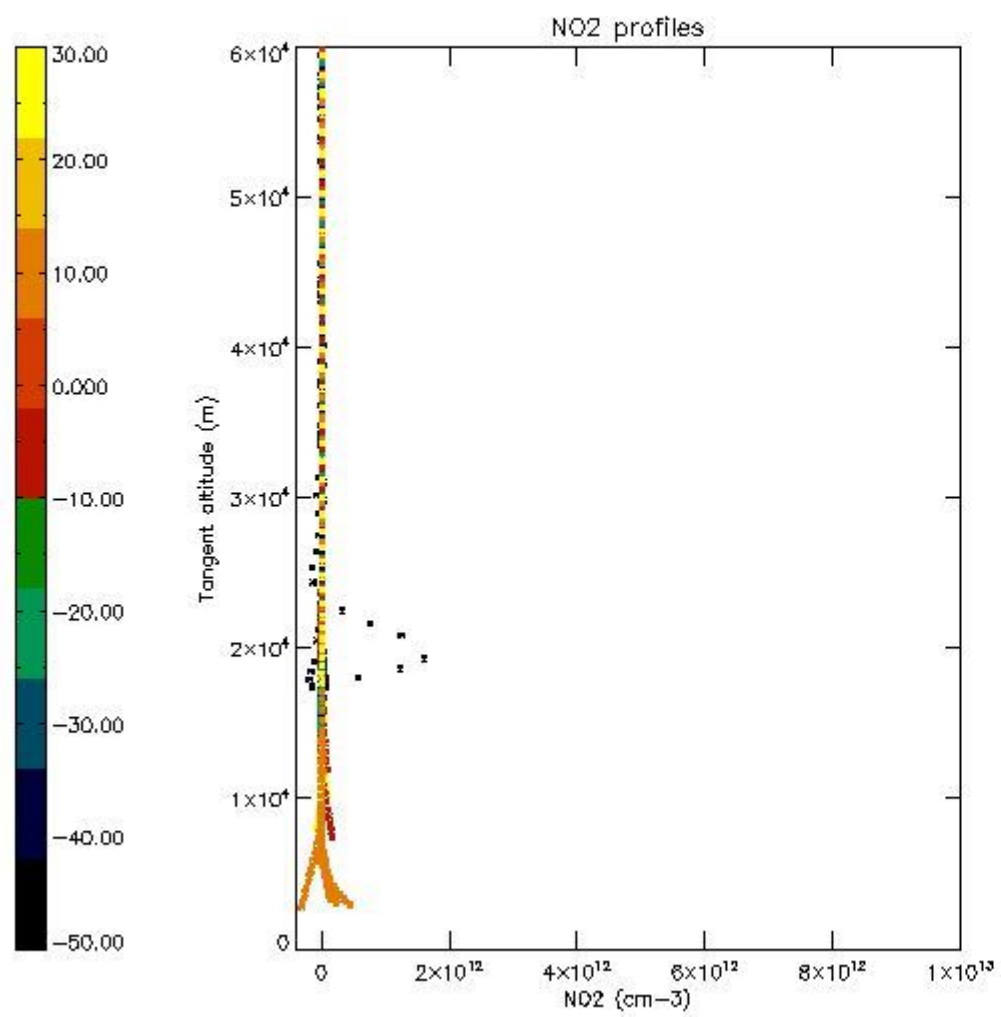
5.5 Plot ozone profiles where STD < 5% (dark without errors)

The colorbar represents the latitude.



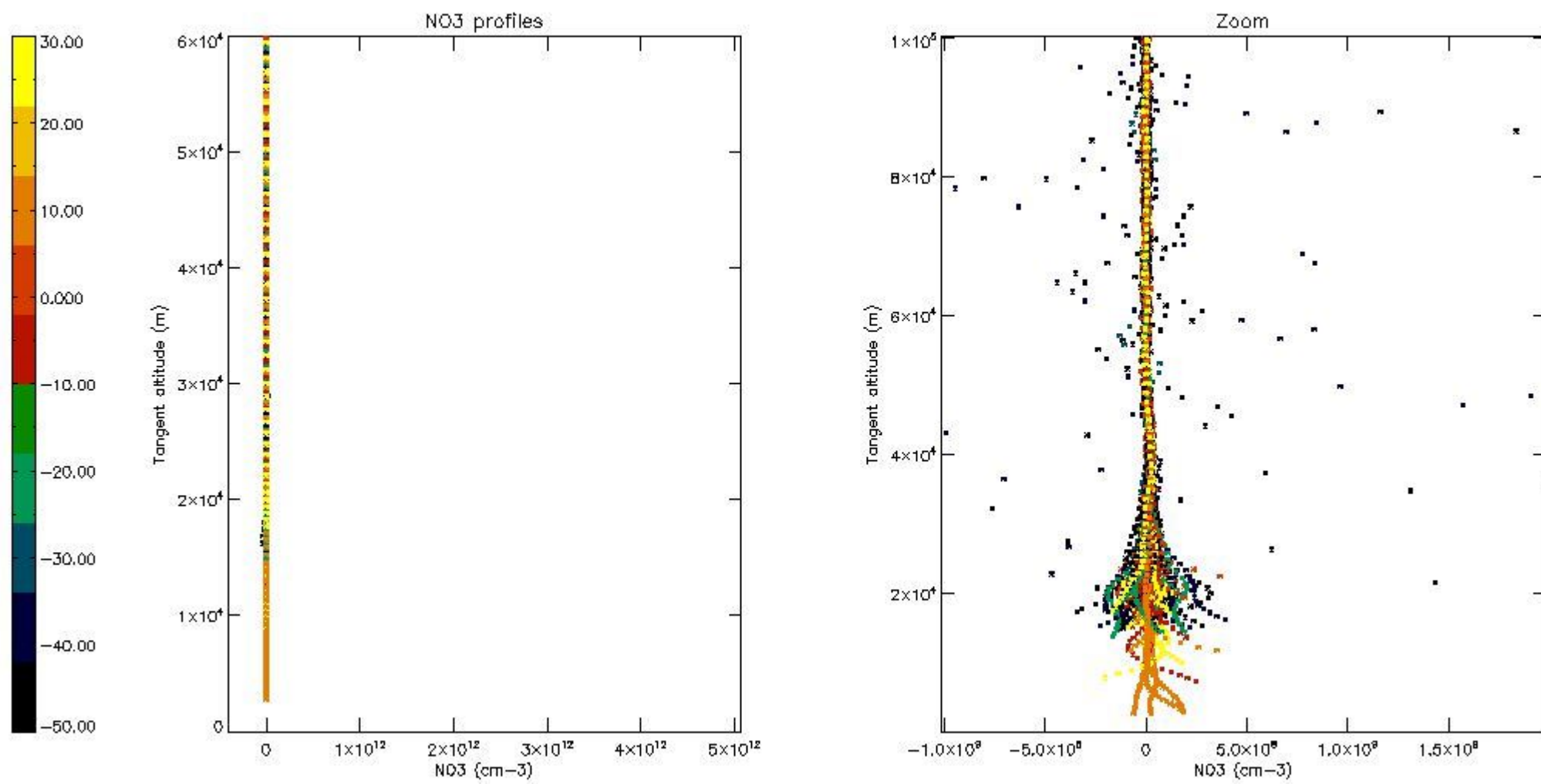
5.6 Plot NO₂ profiles for all STD (dark without errors)

The colorbar represents the latitude.



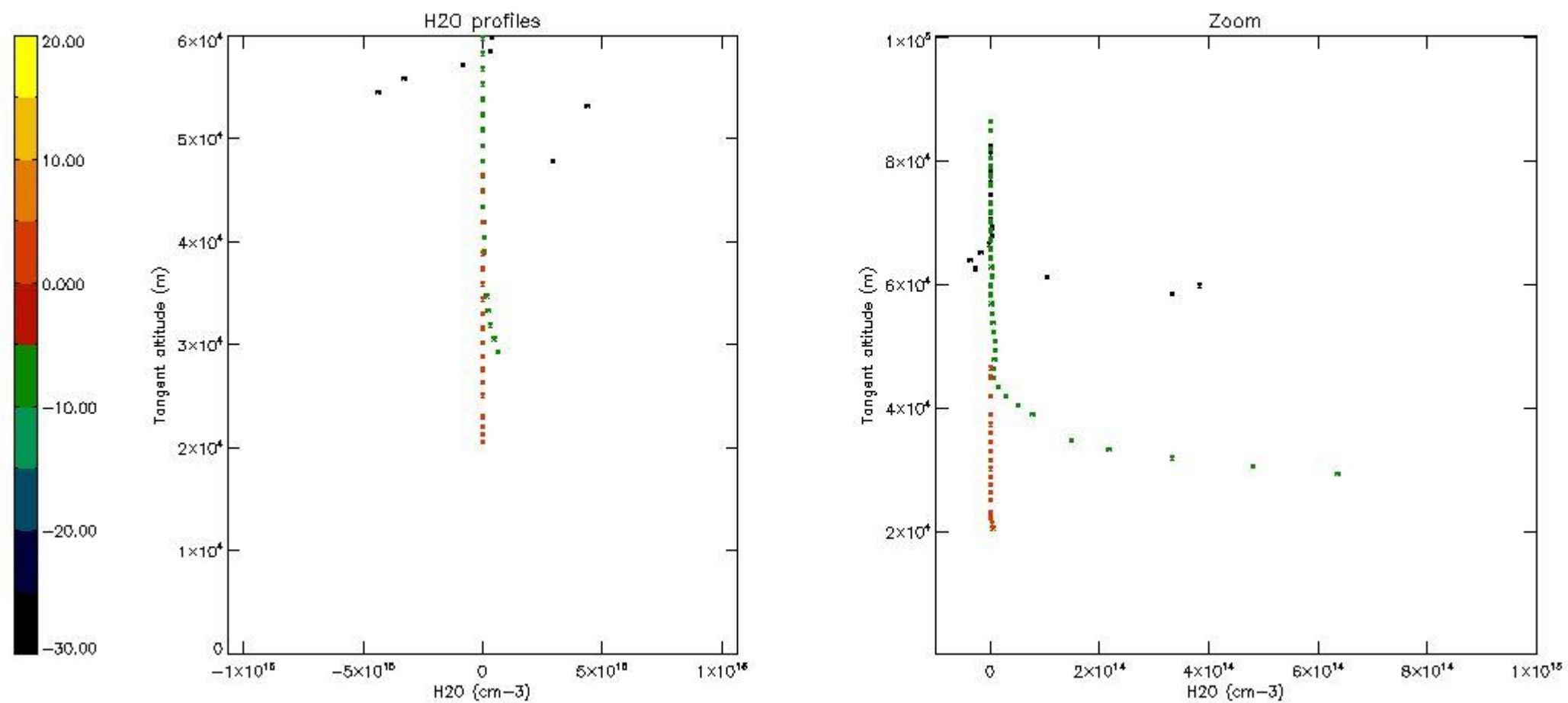
5.7 Plot NO3 profiles for all STD (dark without errors)

The colorbar represents the latitude.



5.8 Plot H₂O profiles for all STD (only for occultations of stars 1,2,3,4,13,14,16,26,63 dark without errors)

The colorbar represents the latitude.



6. Auxiliary Data Files used for the production reported in section 2

The number reported in the third column indicates since which file (see list in section 2) the corresponding auxiliary file has been used. The fourth column is the date of those product files.

Type	Auxiliary Filename	Used since product	Used since product date
INST_PHYS_CHARACTERISTICS	GOM_INS_AXVIEC20091111_143220_20030716_120000_20500101_000000	1	17-MAR-2006 00:01:22
LEVEL-2_PROC_CONFIG	GOM_PR2_AXVIEC20091111_152718_20020301_000000_20500101_000000	1	17-MAR-2006 00:01:22
CROSS_SECTIONS_FILE	GOM_CRS_AXVIEC20091111_154832_20020301_000000_20500101_000000	1	17-MAR-2006 00:01:22

GOMOS Level 2 Daily Report

SUMMARY

[1. General Info](#)

[2. Summary of processed GOM_NL_2P products](#)

[3. Level 2 Quality information per product](#)

[3.1 Plot of level 2 quality information per product \(time dependant\)](#)

[3.2 Plot of level 2 quality information per product \(world map\)](#)

[4. Level 1 Quality information per product \(stored on level 2 products\)](#)

[4.1 Plot of level 1 quality information per product \(time dependant\)](#)

[4.1.1 Plot of level 1 quality information per product \(time dependant\): ASCENDING](#)

[4.1.2 Plot of level 1 quality information per product \(time dependant\): DESCENDING](#)

[4.2 Plot of level 1 quality information per product \(world map\)](#)

[4.2.1 Plot of level 1 quality information per product \(world map\): ASCENDING](#)

[4.2.2 Plot of level 1 quality information per product \(world map\): DESCENDING](#)

[5. Ozone profiles based on quality statistics and other trace gas profiles](#)

[5.1 Ozone statistics based on quality of products](#)

[5.2 Plot ozone profiles for all STD \(dark without errors\)](#)

[5.3 Plot ozone profiles where STD < 20% \(dark without errors\)](#)

[5.4. Plot ozone profiles where STD < 10% \(dark without errors\)](#)

[5.5. Plot ozone profiles where STD < 5% \(dark without errors\)](#)

[5.6 Plot NO2 profiles for all STD \(dark without errors\)](#)

[5.7 Plot NO3 profiles for all STD \(dark without errors\)](#)

[5.8 Plot H2O profiles \(only for occultations of stars 1,2,3,4,13,14,16,26,63 dark without errors\) for all STD](#)

[6. Auxiliary Data Files used for the production reported in section 2](#)

This report presents the daily analysis on parameters extracted from GOMOS level 2 data (GOM_NL__2P). It is intended to monitor some important parameters that will impact the quality of these products. A list of level 2 products (and content) that have arrived during the reporting day to the PCF is also given.

Item	Value
Time of report generation	22APR2013 16:48:00
Data source version	GOMOS/6.01
Start time of products	17-03-2006 (17MAR2006 00:00:00)
Stop time of products	18-03-2006 (18MAR2006 00:00:00)
Store outputs in DB	Yes
Nb of level 2 prods	297
Nb of prods with errors	0

2. Summary of processed GOM_NL__2P products.

Nr	Filename	UTC Start time	Limb	Duration	Star Id	Star Name	Star Mag	Star Temp	Nb Meas	Orbit	Prod. error
1	GOM_NL__2PRFIN20060317_000122_000000452046_00045_21141_8364.N1	17-MAR-2006 00:01:22	Straylight	45.000	64	Gam Cen	2.2000	10600.	90	21141	No
2	GOM_NL__2PRFIN20060317_000958_000000362046_00045_21141_8365.N1	17-MAR-2006 00:09:58	Straylight	36.000	171	2Eps Crv	3.0010	4250.0	72	21141	No
3	GOM_NL__2PRFIN20060317_002101_000000372046_00045_21141_8366.N1	17-MAR-2006 00:21:01	Bright	36.500	22	32Alp Leo	1.3600	15200.	73	21141	No
4	GOM_NL__2PRFIN20060317_002315_000000392046_00045_21141_8367.N1	17-MAR-2006 00:23:15	Bright	39.000	51	41Gam1Leo	2.0100	4500.0	78	21141	No
5	GOM_NL__2PRFIN20060317_003058_000000392046_00045_21141_8368.N1	17-MAR-2006 00:30:58	Bright	38.500	174	52Psi UMa	3.0040	4400.0	77	21141	No
6	GOM_NL__2PRFIN20060317_003410_000000382046_00045_21141_8369.N1	17-MAR-2006 00:34:10	Bright	37.500	82	48Bet UMa	2.3650	10600.	75	21141	No
7	GOM_NL__2PRFIN20060317_003539_000000382046_00045_21141_8370.N1	17-MAR-2006 00:35:39	Bright	37.500	36	50Alp UMa	1.8000	6300.0	75	21141	No
8	GOM_NL__2PRFIN20060317_004243_000000402046_00045_21141_8371.N1	17-MAR-2006 00:42:43	Bright	40.000	60	7Bet UMi	2.0810	3950.0	80	21141	No
9	GOM_NL__2PRFIN20060317_005053_000000352046_00045_21141_8372.N1	17-MAR-2006 00:50:53	Bright	34.500	89	5Alp Cep	2.4510	8000.0	69	21141	No
10	GOM_NL__2PRFIN20060317_005600_000000382046_00045_21141_8373.N1	17-MAR-2006 00:56:00	Bright	37.500	19	50Alp Cyg	1.2460	10500.	75	21141	No
11	GOM_NL__2PRFIN20060317_005735_000000372046_00045_21141_8374.N1	17-MAR-2006 00:57:35	Bright	36.500	66	37Gam Cyg	2.2080	5900.0	73	21141	No
12	GOM_NL__2PRFIN20060317_005918_000000362046_00045_21141_8375.N1	17-MAR-2006 00:59:18	Bright	35.500	92	53Eps Cyg	2.5000	4500.0	71	21141	No
13	GOM_NL__2PRFIN20060317_010742_000000582046_00045_21141_8376.N1	17-MAR-2006 01:07:42	Twilight	58.000	11	53Alp Aql	0.76500	8000.0	116	21141	No
14	GOM_NL__2PRFIN20060317_011756_000000492046_00045_21141_8377.N1	17-MAR-2006 01:17:56	Dark	48.500	155	41Pi Sgr	2.9000	6600.0	97	21141	No
15	GOM_NL__2PRFIN20060317_011959_000000462046_00045_21141_8378.N1	17-MAR-2006 01:19:59	Dark	46.000	57	34Sig Sgr	2.0660	26000.	92	21141	No
16	GOM_NL__2PRFIN20060317_012328_000000472046_00045_21141_8379.N1	17-MAR-2006 01:23:28	Dark	46.500	38	20Eps Sgr	1.8360	11000.	93	21141	No
17	GOM_NL__2PRFIN20060317_012925_000000452046_00046_21142_8359.N1	17-MAR-2006 01:29:25	Dark	44.500	141	Bet Ara	2.8400	4600.0	89	21142	No
18	GOM_NL__2PRFIN20060317_013306_000000392046_00046_21142_8360.N1	17-MAR-2006 01:33:06	Dark	39.000	134	Bet TrA	2.8100	6600.0	78	21142	No
19	GOM_NL__2PRFIN20060317_013550_000000442046_00046_21142_8361.N1	17-MAR-2006 01:35:50	Dark	43.500	4	Alp1Cen	-0.010000	5800.0	87	21142	No
20	GOM_NL__2PRFIN20060317_013750_000000502046_00046_21142_8362.N1	17-MAR-2006 01:37:50	Dark	49.500	78	Alp Lup	2.3040	28000.	99	21142	No
21	GOM_NL__2PRFIN20060317_013916_000000462046_00046_21142_8363.N1	17-MAR-2006 01:39:16	Dark	46.000	20	Bet Cru	1.2530	30000.	92	21142	No
22	GOM_NL__2PRFIN20060317_014159_000000402046_00046_21142_8364.N1	17-MAR-2006 01:41:59	Straylight	40.000	64	Gam Cen	2.2000	10600.	80	21142	No
23	GOM_NL__2PRFIN20060317_015034_000000432046_00046_21142_8365.N1	17-MAR-2006 01:50:34	Straylight	43.000	171	2Eps Crv	3.0010	4250.0	86	21142	No
24	GOM_NL__2PRFIN20060317_020137_000000382046_00046_21142_8366.N1	17-MAR-2006 02:01:37	Bright	38.000	22	32Alp Leo	1.3600	15200.	76	21142	No
25	GOM_NL__2PRFIN20060317_020351_000000392046_00046_21142_8367.N1	17-MAR-2006 02:03:51	Bright	39.000	51	41Gam1Leo	2.0100	4500.0	78	21142	No
26	GOM_NL__2PRFIN20060317_021134_000000392046_00046_21142_8368.N1	17-MAR-2006 02:11:34	Bright	39.000	174	52Psi UMa	3.0040	4400.0	78	21142	No
27	GOM_NL__2PRFIN20060317_021445_000000362046_00046_21142_8369.N1	17-MAR-2006 02:14:45	Bright	35.500	82	48Bet UMa	2.3650	10600.	71	21142	No
28	GOM_NL__2PRFIN20060317_021615_000000382046_00046_21142_8370.N1	17-MAR-2006 02:16:15	Bright	37.500	36	50Alp UMa	1.8000	6300.0	75	21142	No
29	GOM_NL__2PRFIN20060317_022318_000000382046_00046_21142_8371.N1	17-MAR-2006 02:23:18	Bright	37.500	60	7Bet UMi	2.0810	3950.0	75	21142	No
30	GOM_NL__2PRFIN20060317_023129_000000372046_00046_21142_8372.N1	17-MAR-2006 02:31:29	Bright	36.500	89	5Alp Cep	2.4510	8000.0	73	21142	No
31	GOM_NL__2PRFIN20060317_023636_000000362046_00046_21142_8373.N1	17-MAR-2006 02:36:36	Bright	35.500	19	50Alp Cyg	1.2460	10500.	71	21142	No
32	GOM_NL__2PRFIN20060317_023811_000000372046_00046_21142_8374.N1	17-MAR-2006 02:38:11	Bright	36.500	66	37Gam Cyg	2.2080	5900.0	73	21142	No
33	GOM_NL__2PRFIN20060317_023954_000000362046_00046_21142_8375.N1	17-MAR-2006 02:39:54	Bright	35.500	92	53Eps Cyg	2.5000	4500.0	71	21142	No
34	GOM_NL__2PRFIN20060317_024818_000000502046_00046_21142_8376.N1	17-MAR-2006 02:48:18	Twilight	50.000	11	53Alp Aql	0.76500	8000.0	100	21142	No
35	GOM_NL__2PRFIN20060317_025833_000000452046_00046_21142_8377.N1	17-MAR-2006 02:58:33	Dark	45.000	155	41Pi Sgr	2.9000	6600.0	90	21142	No
36	GOM_NL__2PRFIN20060317_030036_000000472046_00046_21142_8378.N1	17-MAR-2006 03:00:36	Dark	46.500	57	34Sig Sgr	2.0660	26000.	93	21142	No
37	GOM_NL__2PRFIN20060317_030405_000000472046_00046_21142_8379.N1	17-MAR-2006 03:04:05	Dark	47.000	38	20Eps Sgr	1.8360	11000.	94	21142	No
38	GOM_NL__2PRFIN20060317_031002_000000442046_00047_21143_8360.N1	17-MAR-2006 03:10:02	Dark	44.000	141	Bet Ara	2.8400	4600.0	88	21143	No
39	GOM_NL__2PRFIN20060317_031343_000000382046_00047_21143_8361.N1	17-MAR-2006 03:13:43	Dark	38.000	134	Bet TrA	2.8100	6600.0	76	21143	No
40	GOM_NL__2PRFIN20060317_031627_000000472046_00047_21143_8362.N1	17-MAR-2006 03:16:27	Dark	46.500	4	Alp1Cen	-0.010000	5800.0	93	21143	No
41	GOM_NL__2PRFIN20060317_031826_000000512046_00047_21143_8363.N1	17-MAR-2006 03:18:26	Dark	51.000	78	Alp Lup	2.3040	28000.	102	21143	No
42	GOM_NL__2PRFIN20060317_031952_000000442046_00047_21143_8364.N1	17-MAR-2006 03:19:52	Dark	43.500	20	Bet Cru	1.2530	30000.	87	21143	No

43	GOM_NL__2PRFIN20060317_032235_000000412046_00047_21143_8365.N1	17-MAR-2006 03:22:35	Straylight	40.500	64	Gam Cen	2.2000	10600.	81	21143	No
44	GOM_NL__2PRFIN20060317_033110_000000432046_00047_21143_8366.N1	17-MAR-2006 03:31:10	Straylight	43.000	171	2Eps Crv	3.0010	4250.0	86	21143	No
45	GOM_NL__2PRFIN20060317_034213_000000382046_00047_21143_8367.N1	17-MAR-2006 03:42:13	Bright	38.000	22	32Alp Leo	1.3600	15200.	76	21143	No
46	GOM_NL__2PRFIN20060317_034427_000000382046_00047_21143_8368.N1	17-MAR-2006 03:44:27	Bright	38.000	51	41Gam1Leo	2.0100	4500.0	76	21143	No
47	GOM_NL__2PRFIN20060317_035209_000000392046_00047_21143_8369.N1	17-MAR-2006 03:52:09	Bright	38.500	174	52Psi UMa	3.0040	4400.0	77	21143	No
48	GOM_NL__2PRFIN20060317_035521_000000382046_00047_21143_8370.N1	17-MAR-2006 03:55:21	Bright	37.500	82	48Bet UMa	2.3650	10600.	75	21143	No
49	GOM_NL__2PRFIN20060317_035651_000000382046_00047_21143_8371.N1	17-MAR-2006 03:56:51	Bright	38.000	36	50Alp UMa	1.8000	6300.0	76	21143	No
50	GOM_NL__2PRFIN20060317_040354_000000372046_00047_21143_8372.N1	17-MAR-2006 04:03:54	Bright	36.500	60	7Bet UMi	2.0810	3950.0	73	21143	No
51	GOM_NL__2PRFIN20060317_041205_000000372046_00047_21143_8373.N1	17-MAR-2006 04:12:05	Bright	36.500	89	5Alp Cep	2.4510	8000.0	73	21143	No
52	GOM_NL__2PRFIN20060317_041712_000000352046_00047_21143_8374.N1	17-MAR-2006 04:17:12	Bright	35.000	19	50Alp Cyg	1.2460	10500.	70	21143	No
53	GOM_NL__2PRFIN20060317_041847_000000392046_00047_21143_8375.N1	17-MAR-2006 04:18:47	Bright	38.500	66	37Gam Cyg	2.2080	5900.0	77	21143	No
54	GOM_NL__2PRFIN20060317_042030_000000372046_00047_21143_8376.N1	17-MAR-2006 04:20:30	Bright	36.500	92	53Eps Cyg	2.5000	4500.0	73	21143	No
55	GOM_NL__2PRFIN20060317_042854_000000532046_00047_21143_8377.N1	17-MAR-2006 04:28:54	Twilight_stray	52.500	11	53Alp Aql	0.76500	8000.0	105	21143	No
56	GOM_NL__2PRFIN20060317_043910_000000482046_00047_21143_8378.N1	17-MAR-2006 04:39:10	Dark	47.500	155	41Pi Sgr	2.9000	6600.0	95	21143	No
57	GOM_NL__2PRFIN20060317_044113_000000452046_00047_21143_8379.N1	17-MAR-2006 04:41:13	Dark	45.000	57	34Sig Sgr	2.0660	26000.	90	21143	No
58	GOM_NL__2PRFIN20060317_044442_000000462046_00047_21143_8380.N1	17-MAR-2006 04:44:42	Dark	45.500	38	20Eps Sgr	1.8360	11000.	91	21143	No
59	GOM_NL__2PRFIN20060317_045039_000000422046_00048_21144_8360.N1	17-MAR-2006 04:50:39	Dark	42.000	141	Bet Ara	2.8400	4600.0	84	21144	No
60	GOM_NL__2PRFIN20060317_045419_000000392046_00048_21144_8361.N1	17-MAR-2006 04:54:19	Dark	39.000	134	Bet TrA	2.8100	6600.0	78	21144	No
61	GOM_NL__2PRFIN20060317_045703_000000572046_00048_21144_8362.N1	17-MAR-2006 04:57:03	Dark	56.500	4	Alp1Cen	-0.010000	5800.0	113	21144	No
62	GOM_NL__2PRFIN20060317_045903_000000462046_00048_21144_8363.N1	17-MAR-2006 04:59:03	Dark	45.500	78	Alp Lup	2.3040	28000.	91	21144	No
63	GOM_NL__2PRFIN20060317_050028_000000442046_00048_21144_8364.N1	17-MAR-2006 05:00:28	Dark	43.500	20	Bet Cru	1.2530	30000.	87	21144	No
64	GOM_NL__2PRFIN20060317_050312_000000432046_00048_21144_8365.N1	17-MAR-2006 05:03:12	Straylight	42.500	64	Gam Cen	2.2000	10600.	85	21144	No
65	GOM_NL__2PRFIN20060317_051146_000000492046_00048_21144_8366.N1	17-MAR-2006 05:11:46	Straylight	49.000	171	2Eps Crv	3.0010	4250.0	98	21144	No
66	GOM_NL__2PRFIN20060317_052249_000000372046_00048_21144_8367.N1	17-MAR-2006 05:22:49	Bright	37.000	22	32Alp Leo	1.3600	15200.	74	21144	No
67	GOM_NL__2PRFIN20060317_052503_000000382046_00048_21144_8368.N1	17-MAR-2006 05:25:03	Bright	38.000	51	41Gam1Leo	2.0100	4500.0	76	21144	No
68	GOM_NL__2PRFIN20060317_053245_000000382046_00048_21144_8369.N1	17-MAR-2006 05:32:45	Bright	38.000	174	52Psi UMa	3.0040	4400.0	76	21144	No
69	GOM_NL__2PRFIN20060317_053557_000000372046_00048_21144_8370.N1	17-MAR-2006 05:35:57	Bright	36.500	82	48Bet UMa	2.3650	10600.	73	21144	No
70	GOM_NL__2PRFIN20060317_053727_000000402046_00048_21144_8371.N1	17-MAR-2006 05:37:27	Bright	39.500	36	50Alp UMa	1.8000	6300.0	79	21144	No
71	GOM_NL__2PRFIN20060317_054429_000000392046_00048_21144_8372.N1	17-MAR-2006 05:44:29	Bright	39.000	60	7Bet UMi	2.0810	3950.0	78	21144	No
72	GOM_NL__2PRFIN20060317_055241_000000372046_00048_21144_8373.N1	17-MAR-2006 05:52:41	Bright	36.500	89	5Alp Cep	2.4510	8000.0	73	21144	No
73	GOM_NL__2PRFIN20060317_055748_000000392046_00048_21144_8374.N1	17-MAR-2006 05:57:48	Bright	38.500	19	50Alp Cyg	1.2460	10500.	77	21144	No
74	GOM_NL__2PRFIN20060317_055923_000000402046_00048_21144_8375.N1	17-MAR-2006 05:59:23	Bright	39.500	66	37Gam Cyg	2.2080	5900.0	79	21144	No
75	GOM_NL__2PRFIN20060317_060106_000000372046_00048_21144_8376.N1	17-MAR-2006 06:01:06	Bright	37.000	92	53Eps Cyg	2.5000	4500.0	74	21144	No
76	GOM_NL__2PRFIN20060317_060931_000000492046_00048_21144_8377.N1	17-MAR-2006 06:09:31	Twilight_stray	49.000	11	53Alp Aql	0.76500	8000.0	98	21144	No
77	GOM_NL__2PRFIN20060317_061947_000000492046_00048_21144_8378.N1	17-MAR-2006 06:19:47	Dark	48.500	155	41Pi Sgr	2.9000	6600.0	97	21144	No
78	GOM_NL__2PRFIN20060317_062149_000000492046_00048_21144_8379.N1	17-MAR-2006 06:21:49	Dark	49.000	57	34Sig Sgr	2.0660	26000.	98	21144	No
79	GOM_NL__2PRFIN20060317_062519_000000482046_00048_21144_8380.N1	17-MAR-2006 06:25:19	Dark	47.500	38	20Eps Sgr	1.8360	11000.	95	21144	No
80	GOM_NL__2PRFIN20060317_063115_000000522046_00049_21145_8360.N1	17-MAR-2006 06:31:15	Dark	51.500	141	Bet Ara	2.8400	4600.0	103	21145	No
81	GOM_NL__2PRFIN20060317_063456_000000392046_00049_21145_8361.N1	17-MAR-2006 06:34:56	Dark	38.500	134	Bet TrA	2.8100	6600.0	77	21145	No
82	GOM_NL__2PRFIN20060317_063740_000000572046_00049_21145_8362.N1	17-MAR-2006 06:37:40	Dark	57.000	4	Alp1Cen	-0.010000	5800.0	114	21145	No
83	GOM_NL__2PRFIN20060317_063940_000000482046_00049_21145_8363.N1	17-MAR-2006 06:39:40	Dark	48.000	78	Alp Lup	2.3040	28000.	96	21145	No
84	GOM_NL__2PRFIN20060317_064105_000000442046_00049_21145_8364.N1	17-MAR-2006 06:41:05	Dark	43.500	20	Bet Cru	1.2530	30000.	87	21145	No
85	GOM_NL__2PRFIN20060317_064348_000000432046_00049_21145_8365.N1	17-MAR-2006 06:43:48	Straylight	43.000	64	Gam Cen	2.2000	10600.	86	21145	No
86	GOM_NL__2PRFIN20060317_065223_000000492046_00049_21145_8366.N1	17-MAR-2006 06:52:23	Straylight	48.500	171	2Eps Crv	3.0010	4250.0	97	21145	No
87	GOM_NL__2PRFIN20060317_070325_000000372046_00049_21145_8367.N1	17-MAR-2006 07:03:25	Bright	37.000	22	32Alp Leo	1.3600	15200.	74	21145	No
88	GOM_NL__2PRFIN20060317_070539_000000392046_00049_21145_8368.N1	17-MAR-2006 07:05:39	Bright	39.000	51	41Gam1Leo	2.0100	4500.0	78	21145	No
89	GOM_NL__2PRFIN20060317_071321_000000502046_00049_21145_8369.N1	17-MAR-2006 07:13:21	Bright	49.500	174	52Psi UMa	3.0040	4400.0	99	21145	No
90	GOM_NL__2PRFIN20060317_071633_000000382046_00049_21145_8370.N1	17-MAR-2006 07:16:33	Bright	38.000	82	48Bet UMa	2.3650	10600.	76	21145	No
91	GOM_NL__2PRFIN20060317_071802_000000402046_00049_21145_8371.N1	17-MAR-2006 07:18:02	Bright	40.000	36	50Alp UMa	1.8000	6300.0	80	21145	No
92	GOM_NL__2PRFIN20060317_072505_000000372046_00049_21145_8372.N1	17-MAR-2006 07:25:05	Bright	37.000	60	7Bet UMi	2.0810	3950.0	74	21145	No
93	GOM_NL__2PRFIN20060317_073317_000000332046_00049_21145_8373.N1	17-MAR-2006 07:33:17	Bright	33.000	89	5Alp Cep	2.4510	8000.0	66	21145	No
94	GOM_NL__2PRFIN20060317_073824_000000352046_00049_21145_8374.N1	17-MAR-2006 07:38:24	Bright	35.000	19	50Alp Cyg	1.2460	10500.	70	21145	No
95	GOM_NL__2PRFIN20060317_073959_000000372046_00049_21145_8375.N1	17-MAR-2006 07:39:59	Bright	36.500	66	37Gam Cyg	2.2080	5900.0	73	21145	No
96	GOM_NL__2PRFIN20060317_074143_000000362046_00049_21145_8376.N1	17-MAR-2006 07:41:43	Bright	35.500	92	53Eps Cyg	2.5000	4500.0	71	21145	No
97	GOM_NL__2PRFIN20060317_075007_000000522046_00049_21145_8377.N1	17-MAR-2006 07:50:07	Twilight_stray	51.500	11	53Alp Aql	0.76500	8000.0	103	21145	No
98	GOM_NL__2PRFIN20060317_080023_000000462046_00049_21145_8378.N1	17-MAR-2006 08:00:23	Dark	46.000	155	41Pi Sgr	2.9000	6600.0	92	21145	No
99	GOM_NL__2PRFIN20060317_080226_000000492046_00049_21145_8379.N1	17-MAR-2006 08:02:26	Dark	49.000	57	34Sig Sgr	2.0660	26000.	98	21145	No
100	GOM_NL__2PRFIN20060317_080555_000000482046_00049_21145_8380.N1	17-MAR-2006 08:05:55	Dark	48.000	38	20Eps Sgr	1.8360	11000.	96	21145	No
101	GOM_NL__2PRFIN20060317_081152_000000472046_00050_21146_8360.N1	17-MAR-2006 08:11:52	Dark	47.000	141	Bet Ara	2.8400	4600.0	94	21146	No

102	GOM_NL__2PRFIN20060317_081532_000000392046_00050_21146_8361.N1	17-MAR-2006 08:15:32	Dark	38.500	134	Bet TrA	2.8100	6600.0	77	21146	No
103	GOM_NL__2PRFIN20060317_081816_000000442046_00050_21146_8362.N1	17-MAR-2006 08:18:16	Dark	43.500	4	Alp1Cen	-0.010000	5800.0	87	21146	No
104	GOM_NL__2PRFIN20060317_082017_000000512046_00050_21146_8363.N1	17-MAR-2006 08:20:17	Dark	50.500	78	Alp Lup	2.3040	28000.	101	21146	No
105	GOM_NL__2PRFIN20060317_082141_000000412046_00050_21146_8364.N1	17-MAR-2006 08:21:41	Dark	40.500	20	Bet Cru	1.2530	30000.	81	21146	No
106	GOM_NL__2PRFIN20060317_082424_000000422046_00050_21146_8365.N1	17-MAR-2006 08:24:24	Straylight	42.000	64	Gam Cen	2.2000	10600.	84	21146	No
107	GOM_NL__2PRFIN20060317_083259_000000502046_00050_21146_8366.N1	17-MAR-2006 08:32:59	Straylight	49.500	171	2Eps Crv	3.0010	4250.0	99	21146	No
108	GOM_NL__2PRFIN20060317_084401_000000382046_00050_21146_8367.N1	17-MAR-2006 08:44:01	Bright	37.500	22	32Alp Leo	1.3600	15200.	75	21146	No
109	GOM_NL__2PRFIN20060317_084615_000000372046_00050_21146_8368.N1	17-MAR-2006 08:46:15	Bright	37.000	51	41Gam1Leo	2.0100	4500.0	74	21146	No
110	GOM_NL__2PRFIN20060317_085356_000000412046_00050_21146_8369.N1	17-MAR-2006 08:53:56	Bright	40.500	174	52Psi UMa	3.0040	4400.0	81	21146	No
111	GOM_NL__2PRFIN20060317_085708_000000372046_00050_21146_8370.N1	17-MAR-2006 08:57:08	Bright	36.500	82	48Bet UMa	2.3650	10600.	73	21146	No
112	GOM_NL__2PRFIN20060317_085838_000000392046_00050_21146_8371.N1	17-MAR-2006 08:58:38	Bright	38.500	36	50Alp UMa	1.8000	6300.0	77	21146	No
113	GOM_NL__2PRFIN20060317_090541_000000402046_00050_21146_8372.N1	17-MAR-2006 09:05:41	Bright	40.000	60	7Bet UMi	2.0810	3950.0	80	21146	No
114	GOM_NL__2PRFIN20060317_091353_000000362046_00050_21146_8373.N1	17-MAR-2006 09:13:53	Bright	35.500	89	5Alp Cep	2.4510	8000.0	71	21146	No
115	GOM_NL__2PRFIN20060317_091900_000000352046_00050_21146_8374.N1	17-MAR-2006 09:19:00	Bright	34.500	19	50Alp Cyg	1.2460	10500.	69	21146	No
116	GOM_NL__2PRFIN20060317_092035_000000382046_00050_21146_8375.N1	17-MAR-2006 09:20:35	Bright	38.000	66	37Gam Cyg	2.2080	5900.0	76	21146	No
117	GOM_NL__2PRFIN20060317_092219_000000372046_00050_21146_8376.N1	17-MAR-2006 09:22:19	Bright	37.000	92	53Eps Cyg	2.5000	4500.0	74	21146	No
118	GOM_NL__2PRFIN20060317_093043_000000512046_00050_21146_8377.N1	17-MAR-2006 09:30:43	TwI_and_stray	50.500	11	53Alp Aql	0.76500	8000.0	101	21146	No
119	GOM_NL__2PRFIN20060317_094100_000000472046_00050_21146_8378.N1	17-MAR-2006 09:41:00	Dark	46.500	155	41Pi Sgr	2.9000	6600.0	93	21146	No
120	GOM_NL__2PRFIN20060317_094303_000000462046_00050_21146_8379.N1	17-MAR-2006 09:43:03	Dark	46.000	57	34Sig Sgr	2.0660	26000.	92	21146	No
121	GOM_NL__2PRFIN20060317_094632_000000492046_00050_21146_8380.N1	17-MAR-2006 09:46:32	Dark	48.500	38	20Eps Sgr	1.8360	11000.	97	21146	No
122	GOM_NL__2PRFIN20060317_095228_000000432046_00051_21147_8360.N1	17-MAR-2006 09:52:28	Dark	43.000	141	Bet Ara	2.8400	4600.0	86	21147	No
123	GOM_NL__2PRFIN20060317_095609_000000382046_00051_21147_8361.N1	17-MAR-2006 09:56:09	Dark	38.000	134	Bet TrA	2.8100	6600.0	76	21147	No
124	GOM_NL__2PRFIN20060317_095853_000000532046_00051_21147_8362.N1	17-MAR-2006 09:58:53	Dark	52.500	4	Alp1Cen	-0.010000	5800.0	105	21147	No
125	GOM_NL__2PRFIN20060317_100053_000000472046_00051_21147_8363.N1	17-MAR-2006 10:00:53	Dark	47.000	78	Alp Lup	2.3040	28000.	94	21147	No
126	GOM_NL__2PRFIN20060317_100217_000000482046_00051_21147_8364.N1	17-MAR-2006 10:02:17	Dark	48.000	20	Bet Cru	1.2530	30000.	96	21147	No
127	GOM_NL__2PRFIN20060317_100501_000000402046_00051_21147_8365.N1	17-MAR-2006 10:05:01	Straylight	40.000	64	Gam Cen	2.2000	10600.	80	21147	No
128	GOM_NL__2PRFIN20060317_101335_000000462046_00051_21147_8366.N1	17-MAR-2006 10:13:35	Straylight	45.500	171	2Eps Crv	3.0010	4250.0	91	21147	No
129	GOM_NL__2PRFIN20060317_102437_000000372046_00051_21147_8367.N1	17-MAR-2006 10:24:37	Bright	37.000	22	32Alp Leo	1.3600	15200.	74	21147	No
130	GOM_NL__2PRFIN20060317_102651_000000382046_00051_21147_8368.N1	17-MAR-2006 10:26:51	Bright	37.500	51	41Gam1Leo	2.0100	4500.0	75	21147	No
131	GOM_NL__2PRFIN20060317_103432_000000392046_00051_21147_8369.N1	17-MAR-2006 10:34:32	Bright	39.000	174	52Psi UMa	3.0040	4400.0	78	21147	No
132	GOM_NL__2PRFIN20060317_103744_000000372046_00051_21147_8370.N1	17-MAR-2006 10:37:44	Bright	36.500	82	48Bet UMa	2.3650	10600.	73	21147	No
133	GOM_NL__2PRFIN20060317_103914_000000412046_00051_21147_8371.N1	17-MAR-2006 10:39:14	Bright	40.500	36	50Alp UMa	1.8000	6300.0	81	21147	No
134	GOM_NL__2PRFIN20060317_104616_000000422046_00051_21147_8372.N1	17-MAR-2006 10:46:16	Bright	42.000	60	7Bet UMi	2.0810	3950.0	84	21147	No
135	GOM_NL__2PRFIN20060317_105429_000000522046_00051_21147_8373.N1	17-MAR-2006 10:54:29	Bright	52.000	89	5Alp Cep	2.4510	8000.0	104	21147	No
136	GOM_NL__2PRFIN20060317_105936_000000352046_00051_21147_8374.N1	17-MAR-2006 10:59:36	Bright	34.500	19	50Alp Cyg	1.2460	10500.	69	21147	No
137	GOM_NL__2PRFIN20060317_110111_000000382046_00051_21147_8375.N1	17-MAR-2006 11:01:11	Bright	37.500	66	37Gam Cyg	2.2080	5900.0	75	21147	No
138	GOM_NL__2PRFIN20060317_110254_000000382046_00051_21147_8376.N1	17-MAR-2006 11:02:54	Bright	38.000	92	53Eps Cyg	2.5000	4500.0	76	21147	No
139	GOM_NL__2PRFIN20060317_111120_000000542046_00051_21147_8377.N1	17-MAR-2006 11:11:20	TwI_and_stray	53.500	11	53Alp Aql	0.76500	8000.0	107	21147	No
140	GOM_NL__2PRFIN20060317_112137_000000472046_00051_21147_8378.N1	17-MAR-2006 11:21:37	Dark	46.500	155	41Pi Sgr	2.9000	6600.0	93	21147	No
141	GOM_NL__2PRFIN20060317_112340_000000452046_00051_21147_8379.N1	17-MAR-2006 11:23:40	Dark	45.000	57	34Sig Sgr	2.0660	26000.	90	21147	No
142	GOM_NL__2PRFIN20060317_112709_000000472046_00051_21147_8380.N1	17-MAR-2006 11:27:09	Dark	46.500	38	20Eps Sgr	1.8360	11000.	93	21147	No
143	GOM_NL__2PRFIN20060317_113305_000000422046_00052_21148_8360.N1	17-MAR-2006 11:33:05	Dark	41.500	141	Bet Ara	2.8400	4600.0	83	21148	No
144	GOM_NL__2PRFIN20060317_113645_000000382046_00052_21148_8361.N1	17-MAR-2006 11:36:45	Dark	37.500	134	Bet TrA	2.8100	6600.0	75	21148	No
145	GOM_NL__2PRFIN20060317_113929_000000422046_00052_21148_8362.N1	17-MAR-2006 11:39:29	Dark	42.000	4	Alp1Cen	-0.010000	5800.0	84	21148	No
146	GOM_NL__2PRFIN20060317_114253_000000392046_00052_21148_8363.N1	17-MAR-2006 11:42:53	Dark	38.500	20	Bet Cru	1.2530	30000.	77	21148	No
147	GOM_NL__2PRFIN20060317_114537_000000402046_00052_21148_8364.N1	17-MAR-2006 11:45:37	Straylight	40.000	64	Gam Cen	2.2000	10600.	80	21148	No
148	GOM_NL__2PRFIN20060317_115411_000000452046_00052_21148_8365.N1	17-MAR-2006 11:54:11	Straylight	44.500	171	2Eps Crv	3.0010	4250.0	89	21148	No
149	GOM_NL__2PRFIN20060317_120513_000000382046_00052_21148_8366.N1	17-MAR-2006 12:05:13	Bright	38.000	22	32Alp Leo	1.3600	15200.	76	21148	No
150	GOM_NL__2PRFIN20060317_120727_000000362046_00052_21148_8367.N1	17-MAR-2006 12:07:27	Bright	36.000	51	41Gam1Leo	2.0100	4500.0	72	21148	No
151	GOM_NL__2PRFIN20060317_121507_000000402046_00052_21148_8368.N1	17-MAR-2006 12:15:07	Bright	39.500	174	52Psi UMa	3.0040	4400.0	79	21148	No
152	GOM_NL__2PRFIN20060317_121819_000000372046_00052_21148_8369.N1	17-MAR-2006 12:18:19	Bright	37.000	82	48Bet UMa	2.3650	10600.	74	21148	No
153	GOM_NL__2PRFIN20060317_121949_000000392046_00052_21148_8370.N1	17-MAR-2006 12:19:49	Bright	38.500	36	50Alp UMa	1.8000	6300.0	77	21148	No
154	GOM_NL__2PRFIN20060317_122652_000000402046_00052_21148_8371.N1	17-MAR-2006 12:26:52	Bright	40.000	60	7Bet UMi	2.0810	3950.0	80	21148	No
155	GOM_NL__2PRFIN20060317_123505_000000352046_00052_21148_8372.N1	17-MAR-2006 12:35:05	Bright	34.500	89	5Alp Cep	2.4510	8000.0	69	21148	No
156	GOM_NL__2PRFIN20060317_124012_000000362046_00052_21148_8373.N1	17-MAR-2006 12:40:12	Bright	36.000	19	50Alp Cyg	1.2460	10500.	72	21148	No
157	GOM_NL__2PRFIN20060317_124147_000000382046_00052_21148_8374.N1	17-MAR-2006 12:41:47	Bright	38.000	66	37Gam Cyg	2.2080	5900.0	76	21148	No
158	GOM_NL__2PRFIN20060317_124331_000000362046_00052_21148_8375.N1	17-MAR-2006 12:43:31	Bright	35.500	92	53Eps Cyg	2.5000	4500.0	71	21148	No
159	GOM_NL__2PRFIN20060317_125156_000000532046_00052_21148_8376.N1	17-MAR-2006 12:51:56	TwI_and_stray	53.000	11	53Alp Aql	0.76500	8000.0	106	21148	No
160	GOM_NL__2PRFIN20060317_130213_000000482046_00052_21148_8377.N1	17-MAR-2006 13:02:13	Dark	47.500	155	41Pi Sgr	2.9000	6600.0	95	21148	No

161	GOM_NL__2PRFIN20060317_130417_000000462046_00052_21148_8378.N1	17-MAR-2006 13:04:17	Dark	46.000	57	34Sig Sgr	2.0660	26000.	92	21148	No
162	GOM_NL__2PRFIN20060317_130746_000000462046_00052_21148_8379.N1	17-MAR-2006 13:07:46	Dark	45.500	38	20Eps Sgr	1.8360	11000.	91	21148	No
163	GOM_NL__2PRFIN20060317_131341_000000422046_00053_21149_8380.N1	17-MAR-2006 13:13:41	Dark	42.000	141	Bet Ara	2.8400	4600.0	84	21149	No
164	GOM_NL__2PRFIN20060317_131722_000000382046_00053_21149_8381.N1	17-MAR-2006 13:17:22	Dark	37.500	134	Bet TrA	2.8100	6600.0	75	21149	No
165	GOM_NL__2PRFIN20060317_132005_000000432046_00053_21149_8382.N1	17-MAR-2006 13:20:05	Dark	43.000	4	Alp1Cen	-0.010000	5800.0	86	21149	No
166	GOM_NL__2PRFIN20060317_132330_000000402046_00053_21149_8383.N1	17-MAR-2006 13:23:30	Dark	39.500	20	Bet Cru	1.2530	30000.	79	21149	No
167	GOM_NL__2PRFIN20060317_132613_000000402046_00053_21149_8384.N1	17-MAR-2006 13:26:13	Straylight	40.000	64	Gam Cen	2.2000	10600.	80	21149	No
168	GOM_NL__2PRFIN20060317_133447_000000482046_00053_21149_8385.N1	17-MAR-2006 13:34:47	Straylight	47.500	171	2Eps Crv	3.0010	4250.0	95	21149	No
169	GOM_NL__2PRFIN20060317_134549_000000382046_00053_21149_8386.N1	17-MAR-2006 13:45:49	Bright	38.000	22	32Alp Leo	1.3600	15200.	76	21149	No
170	GOM_NL__2PRFIN20060317_134803_000000372046_00053_21149_8387.N1	17-MAR-2006 13:48:03	Bright	37.000	51	41Gam1Leo	2.0100	4500.0	74	21149	No
171	GOM_NL__2PRFIN20060317_135543_000000402046_00053_21149_8388.N1	17-MAR-2006 13:55:43	Bright	40.000	174	52Psi UMa	3.0040	4400.0	80	21149	No
172	GOM_NL__2PRFIN20060317_135855_000000382046_00053_21149_8389.N1	17-MAR-2006 13:58:55	Bright	37.500	82	48Bet UMa	2.3650	10600.	75	21149	No
173	GOM_NL__2PRFIN20060317_140025_000000402046_00053_21149_8390.N1	17-MAR-2006 14:00:25	Bright	40.000	36	50Alp UMa	1.8000	6300.0	80	21149	No
174	GOM_NL__2PRFIN20060317_140727_000000382046_00053_21149_8391.N1	17-MAR-2006 14:07:27	Bright	37.500	60	7Bet UMi	2.0810	3950.0	75	21149	No
175	GOM_NL__2PRFIN20060317_141541_000000462046_00053_21149_8392.N1	17-MAR-2006 14:15:41	Bright	45.500	89	5Alp Cep	2.4510	8000.0	91	21149	No
176	GOM_NL__2PRFIN20060317_142048_000000372046_00053_21149_8393.N1	17-MAR-2006 14:20:48	Bright	37.000	19	50Alp Cyg	1.2460	10500.	74	21149	No
177	GOM_NL__2PRFIN20060317_142223_000000362046_00053_21149_8394.N1	17-MAR-2006 14:22:23	Bright	35.500	66	37Gam Cyg	2.2080	5900.0	71	21149	No
178	GOM_NL__2PRFIN20060317_142407_000000352046_00053_21149_8395.N1	17-MAR-2006 14:24:07	Bright	35.000	92	53Eps Cyg	2.5000	4500.0	70	21149	No
179	GOM_NL__2PRFIN20060317_143232_000000562046_00053_21149_8396.N1	17-MAR-2006 14:32:32	Tw_i_and_stray	56.000	11	53Alp Aql	0.76500	8000.0	112	21149	No
180	GOM_NL__2PRFIN20060317_144250_000000472046_00053_21149_8397.N1	17-MAR-2006 14:42:50	Dark	47.000	155	41Pi Sgr	2.9000	6600.0	94	21149	No
181	GOM_NL__2PRFIN20060317_144453_000000492046_00053_21149_8398.N1	17-MAR-2006 14:44:53	Dark	48.500	57	34Sig Sgr	2.0660	26000.	97	21149	No
182	GOM_NL__2PRFIN20060317_144823_000000482046_00053_21149_8399.N1	17-MAR-2006 14:48:23	Dark	47.500	38	20Eps Sgr	1.8360	11000.	95	21149	No
183	GOM_NL__2PRFIN20060317_145418_000000432046_00054_21150_8380.N1	17-MAR-2006 14:54:18	Dark	43.000	141	Bet Ara	2.8400	4600.0	86	21150	No
184	GOM_NL__2PRFIN20060317_145758_000000392046_00054_21150_8381.N1	17-MAR-2006 14:57:58	Dark	38.500	134	Bet TrA	2.8100	6600.0	77	21150	No
185	GOM_NL__2PRFIN20060317_150042_000000572046_00054_21150_8382.N1	17-MAR-2006 15:00:42	Dark	57.000	4	Alp1Cen	-0.010000	5800.0	114	21150	No
186	GOM_NL__2PRFIN20060317_150244_000000472046_00054_21150_8383.N1	17-MAR-2006 15:02:44	Dark	46.500	78	Alp Lup	2.3040	28000.	93	21150	No
187	GOM_NL__2PRFIN20060317_150504_000000522046_00054_21150_8384.N1	17-MAR-2006 15:05:04	Straylight	51.500	26	Gam Cru	1.6240	2900.0	103	21150	No
188	GOM_NL__2PRFIN20060317_150649_000000402046_00054_21150_8385.N1	17-MAR-2006 15:06:49	Straylight	39.500	64	Gam Cen	2.2000	10600.	79	21150	No
189	GOM_NL__2PRFIN20060317_151523_000000522046_00054_21150_8386.N1	17-MAR-2006 15:15:23	Straylight	51.500	171	2Eps Crv	3.0010	4250.0	103	21150	No
190	GOM_NL__2PRFIN20060317_152625_000000382046_00054_21150_8387.N1	17-MAR-2006 15:26:25	Bright	38.000	22	32Alp Leo	1.3600	15200.	76	21150	No
191	GOM_NL__2PRFIN20060317_152838_000000372046_00054_21150_8388.N1	17-MAR-2006 15:28:38	Bright	37.000	51	41Gam1Leo	2.0100	4500.0	74	21150	No
192	GOM_NL__2PRFIN20060317_153619_000000392046_00054_21150_8389.N1	17-MAR-2006 15:36:19	Bright	38.500	174	52Psi UMa	3.0040	4400.0	77	21150	No
193	GOM_NL__2PRFIN20060317_153931_000000382046_00054_21150_8390.N1	17-MAR-2006 15:39:31	Bright	38.000	82	48Bet UMa	2.3650	10600.	76	21150	No
194	GOM_NL__2PRFIN20060317_154101_000000382046_00054_21150_8391.N1	17-MAR-2006 15:41:01	Bright	38.000	36	50Alp UMa	1.8000	6300.0	76	21150	No
195	GOM_NL__2PRFIN20060317_154803_000000402046_00054_21150_8392.N1	17-MAR-2006 15:48:03	Bright	40.000	60	7Bet UMi	2.0810	3950.0	80	21150	No
196	GOM_NL__2PRFIN20060317_155617_000000342046_00054_21150_8393.N1	17-MAR-2006 15:56:17	Bright	34.000	89	5Alp Cep	2.4510	8000.0	68	21150	No
197	GOM_NL__2PRFIN20060317_160124_000000382046_00054_21150_8394.N1	17-MAR-2006 16:01:24	Bright	37.500	19	50Alp Cyg	1.2460	10500.	75	21150	No
198	GOM_NL__2PRFIN20060317_160259_000000372046_00054_21150_8395.N1	17-MAR-2006 16:02:59	Bright	36.500	66	37Gam Cyg	2.2080	5900.0	73	21150	No
199	GOM_NL__2PRFIN20060317_160443_000000352046_00054_21150_8396.N1	17-MAR-2006 16:04:43	Bright	35.000	92	53Eps Cyg	2.5000	4500.0	70	21150	No
200	GOM_NL__2PRFIN20060317_161309_000000522046_00054_21150_8397.N1	17-MAR-2006 16:13:09	Tw_i_and_stray	52.000	11	53Alp Aql	0.76500	8000.0	104	21150	No
201	GOM_NL__2PRFIN20060317_162327_000000462046_00054_21150_8398.N1	17-MAR-2006 16:23:27	Dark	45.500	155	41Pi Sgr	2.9000	6600.0	91	21150	No
202	GOM_NL__2PRFIN20060317_162530_000000462046_00054_21150_8399.N1	17-MAR-2006 16:25:30	Dark	45.500	57	34Sig Sgr	2.0660	26000.	91	21150	No
203	GOM_NL__2PRFIN20060317_162900_000000462046_00054_21150_8400.N1	17-MAR-2006 16:29:00	Dark	46.000	38	20Eps Sgr	1.8360	11000.	92	21150	No
204	GOM_NL__2PRFIN20060317_163455_000000442046_00055_21151_8380.N1	17-MAR-2006 16:34:55	Dark	44.000	141	Bet Ara	2.8400	4600.0	88	21151	No
205	GOM_NL__2PRFIN20060317_163835_000000392046_00055_21151_8381.N1	17-MAR-2006 16:38:35	Dark	39.000	134	Bet TrA	2.8100	6600.0	78	21151	No
206	GOM_NL__2PRFIN20060317_164118_000000432046_00055_21151_8382.N1	17-MAR-2006 16:41:18	Dark	43.000	4	Alp1Cen	-0.010000	5800.0	86	21151	No
207	GOM_NL__2PRFIN20060317_164320_000000462046_00055_21151_8383.N1	17-MAR-2006 16:43:20	Dark	46.000	78	Alp Lup	2.3040	28000.	92	21151	No
208	GOM_NL__2PRFIN20060317_164541_000000542046_00055_21151_8384.N1	17-MAR-2006 16:45:41	Straylight	53.500	26	Gam Cru	1.6240	2900.0	107	21151	No
209	GOM_NL__2PRFIN20060317_164726_000000422046_00055_21151_8385.N1	17-MAR-2006 16:47:26	Straylight	41.500	64	Gam Cen	2.2000	10600.	83	21151	No
210	GOM_NL__2PRFIN20060317_165559_000000522046_00055_21151_8386.N1	17-MAR-2006 16:55:59	Straylight	51.500	171	2Eps Crv	3.0010	4250.0	103	21151	No
211	GOM_NL__2PRFIN20060317_170701_000000382046_00055_21151_8387.N1	17-MAR-2006 17:07:01	Bright	38.000	22	32Alp Leo	1.3600	15200.	76	21151	No
212	GOM_NL__2PRFIN20060317_170914_000000372046_00055_21151_8388.N1	17-MAR-2006 17:09:14	Bright	37.000	51	41Gam1Leo	2.0100	4500.0	74	21151	No
213	GOM_NL__2PRFIN20060317_171654_000000382046_00055_21151_8389.N1	17-MAR-2006 17:16:54	Bright	37.500	174	52Psi UMa	3.0040	4400.0	75	21151	No
214	GOM_NL__2PRFIN20060317_172007_000000372046_00055_21151_8390.N1	17-MAR-2006 17:20:07	Bright	37.000	82	48Bet UMa	2.3650	10600.	74	21151	No
215	GOM_NL__2PRFIN20060317_172137_000000372046_00055_21151_8391.N1	17-MAR-2006 17:21:37	Bright	36.500	36	50Alp UMa	1.8000	6300.0	73	21151	No
216	GOM_NL__2PRFIN20060317_172838_000000392046_00055_21151_8392.N1	17-MAR-2006 17:28:38	Bright	39.000	60	7Bet UMi	2.0810	3950.0	78	21151	No
217	GOM_NL__2PRFIN20060317_173653_000000362046_00055_21151_8393.N1	17-MAR-2006 17:36:53	Bright	35.500	89	5Alp Cep	2.4510	8000.0	71	21151	No
218	GOM_NL__2PRFIN20060317_174200_000000352046_00055_21151_8394.N1	17-MAR-2006 17:42:00	Bright	34.500	19	50Alp Cyg	1.2460	10500.	69	21151	No
219	GOM_NL__2PRFIN20060317_174335_000000362046_00055_21151_8395.N1	17-MAR-2006 17:43:35	Bright	35.500	66	37Gam Cyg	2.2080	5900.0	71	21151	No

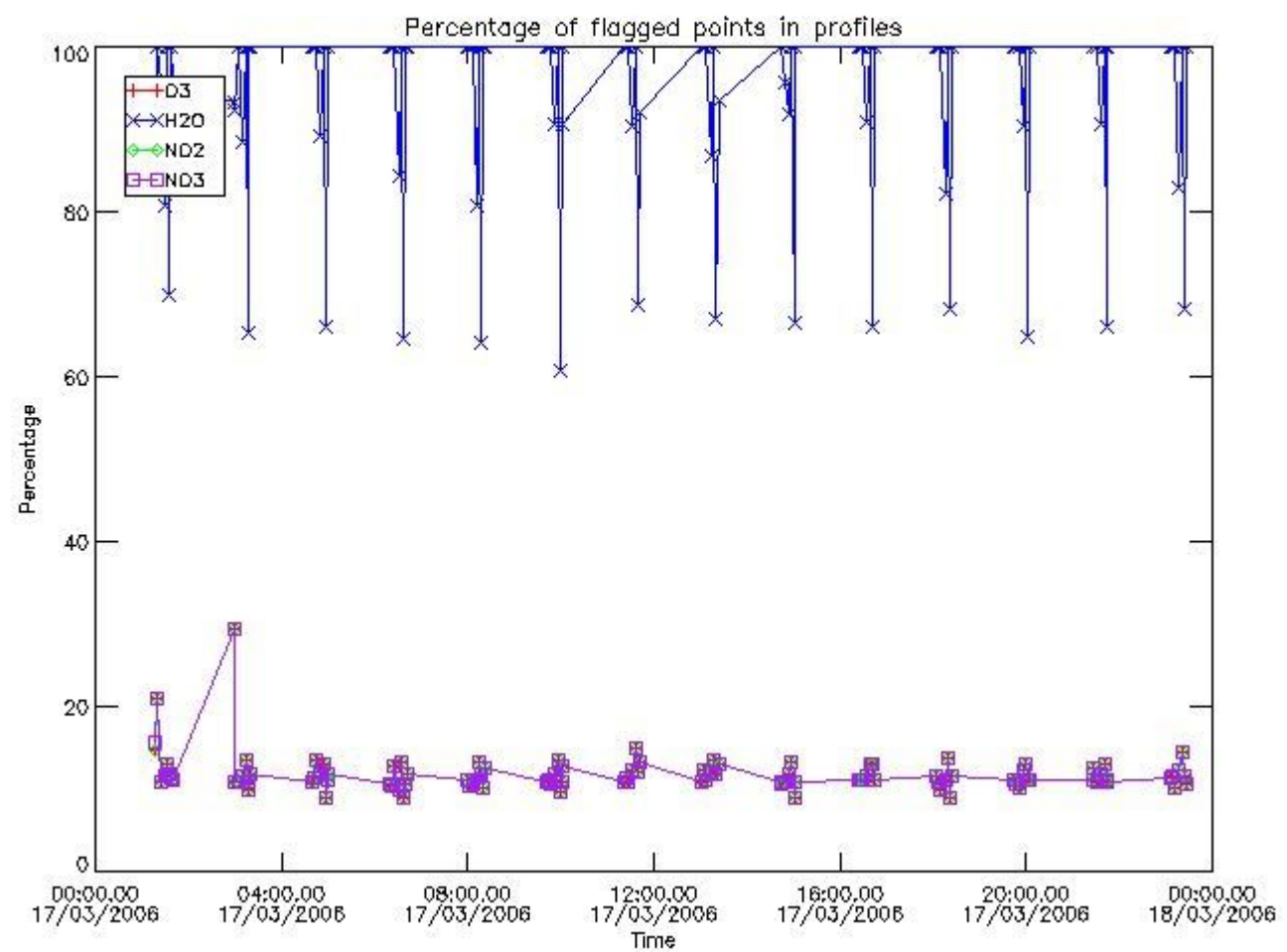
220	GOM_NL__2PRFIN20060317_174519_000000372046_00055_21151_8396.N1	17-MAR-2006 17:45:19	Bright	37.000	92	53Eps Cyg	2.5000	4500.0	74	21151	No
221	GOM_NL__2PRFIN20060317_175345_000000582046_00055_21151_8397.N1	17-MAR-2006 17:53:45	Tw_i_and_stray	57.500	11	53Alp Aql	0.76500	8000.0	115	21151	No
222	GOM_NL__2PRFIN20060317_180404_000000452046_00055_21151_8398.N1	17-MAR-2006 18:04:04	Dark	44.500	155	41Pi Sgr	2.9000	6600.0	89	21151	No
223	GOM_NL__2PRFIN20060317_180607_000000472046_00055_21151_8399.N1	17-MAR-2006 18:06:07	Dark	46.500	57	34Sig Sgr	2.0660	26000.	93	21151	No
224	GOM_NL__2PRFIN20060317_180937_000000512046_00055_21151_8400.N1	17-MAR-2006 18:09:37	Dark	51.000	38	20Eps Sgr	1.8360	11000.	102	21151	No
225	GOM_NL__2PRFIN20060317_181531_000000462046_00056_21152_8380.N1	17-MAR-2006 18:15:31	Dark	45.500	141	Bet Ara	2.8400	4600.0	91	21152	No
226	GOM_NL__2PRFIN20060317_181911_000000372046_00056_21152_8381.N1	17-MAR-2006 18:19:11	Dark	37.000	134	Bet TrA	2.8100	6600.0	74	21152	No
227	GOM_NL__2PRFIN20060317_182155_000000572046_00056_21152_8382.N1	17-MAR-2006 18:21:55	Dark	57.000	4	Alp1Cen	-0.010000	5800.0	114	21152	No
228	GOM_NL__2PRFIN20060317_182357_000000492046_00056_21152_8383.N1	17-MAR-2006 18:23:57	Dark	48.500	78	Alp Lup	2.3040	28000.	97	21152	No
229	GOM_NL__2PRFIN20060317_182617_000000482046_00056_21152_8384.N1	17-MAR-2006 18:26:17	Straylight	47.500	26	Gam Cru	1.6240	2900.0	95	21152	No
230	GOM_NL__2PRFIN20060317_182803_000000422046_00056_21152_8385.N1	17-MAR-2006 18:28:03	Straylight	41.500	64	Gam Cen	2.2000	10600.	83	21152	No
231	GOM_NL__2PRFIN20060317_183636_000000492046_00056_21152_8386.N1	17-MAR-2006 18:36:36	Straylight	49.000	171	2Eps Crv	3.0010	4250.0	98	21152	No
232	GOM_NL__2PRFIN20060317_184737_000000382046_00056_21152_8387.N1	17-MAR-2006 18:47:37	Bright	38.000	22	32Alp Leo	1.3600	15200.	76	21152	No
233	GOM_NL__2PRFIN20060317_184950_000000382046_00056_21152_8388.N1	17-MAR-2006 18:49:50	Bright	38.000	51	41Gam1Leo	2.0100	4500.0	76	21152	No
234	GOM_NL__2PRFIN20060317_185730_000000392046_00056_21152_8389.N1	17-MAR-2006 18:57:30	Bright	39.000	174	52Psi UMa	3.0040	4400.0	78	21152	No
235	GOM_NL__2PRFIN20060317_190042_000000372046_00056_21152_8390.N1	17-MAR-2006 19:00:42	Bright	37.000	82	48Bet UMa	2.3650	10600.	74	21152	No
236	GOM_NL__2PRFIN20060317_190212_000000402046_00056_21152_8391.N1	17-MAR-2006 19:02:12	Bright	39.500	36	50Alp UMa	1.8000	6300.0	79	21152	No
237	GOM_NL__2PRFIN20060317_190914_000000412046_00056_21152_8392.N1	17-MAR-2006 19:09:14	Bright	40.500	60	7Bet UMi	2.0810	3950.0	81	21152	No
238	GOM_NL__2PRFIN20060317_191729_000000342046_00056_21152_8393.N1	17-MAR-2006 19:17:29	Bright	33.500	89	5Alp Cep	2.4510	8000.0	67	21152	No
239	GOM_NL__2PRFIN20060317_192236_000000372046_00056_21152_8394.N1	17-MAR-2006 19:22:36	Bright	36.500	19	50Alp Cyg	1.2460	10500.	73	21152	No
240	GOM_NL__2PRFIN20060317_192411_000000392046_00056_21152_8395.N1	17-MAR-2006 19:24:11	Bright	39.000	66	37Gam Cyg	2.2080	5900.0	78	21152	No
241	GOM_NL__2PRFIN20060317_192555_000000382046_00056_21152_8396.N1	17-MAR-2006 19:25:55	Bright	37.500	92	53Eps Cyg	2.5000	4500.0	75	21152	No
242	GOM_NL__2PRFIN20060317_193422_000000522046_00056_21152_8397.N1	17-MAR-2006 19:34:22	Tw_i_and_stray	51.500	11	53Alp Aql	0.76500	8000.0	103	21152	No
243	GOM_NL__2PRFIN20060317_194441_000000462046_00056_21152_8398.N1	17-MAR-2006 19:44:41	Dark	46.000	155	41Pi Sgr	2.9000	6600.0	92	21152	No
244	GOM_NL__2PRFIN20060317_194644_000000482046_00056_21152_8399.N1	17-MAR-2006 19:46:44	Dark	48.000	57	34Sig Sgr	2.0660	26000.	96	21152	No
245	GOM_NL__2PRFIN20060317_195014_000000512046_00056_21152_8400.N1	17-MAR-2006 19:50:14	Dark	50.500	38	20Eps Sgr	1.8360	11000.	101	21152	No
246	GOM_NL__2PRFIN20060317_195608_000000422046_00057_21153_8380.N1	17-MAR-2006 19:56:08	Dark	41.500	141	Bet Ara	2.8400	4600.0	83	21153	No
247	GOM_NL__2PRFIN20060317_195948_000000402046_00057_21153_8381.N1	17-MAR-2006 19:59:48	Dark	39.500	134	Bet TrA	2.8100	6600.0	79	21153	No
248	GOM_NL__2PRFIN20060317_200231_000000462046_00057_21153_8382.N1	17-MAR-2006 20:02:31	Dark	46.000	4	Alp1Cen	-0.010000	5800.0	92	21153	No
249	GOM_NL__2PRFIN20060317_200434_000000462046_00057_21153_8383.N1	17-MAR-2006 20:04:34	Dark	46.000	78	Alp Lup	2.3040	28000.	92	21153	No
250	GOM_NL__2PRFIN20060317_200653_000000522046_00057_21153_8384.N1	17-MAR-2006 20:06:53	Straylight	51.500	26	Gam Cru	1.6240	2900.0	103	21153	No
251	GOM_NL__2PRFIN20060317_200839_000000402046_00057_21153_8385.N1	17-MAR-2006 20:08:39	Straylight	40.000	64	Gam Cen	2.2000	10600.	80	21153	No
252	GOM_NL__2PRFIN20060317_201712_000000522046_00057_21153_8386.N1	17-MAR-2006 20:17:12	Straylight	51.500	171	2Eps Crv	3.0010	4250.0	103	21153	No
253	GOM_NL__2PRFIN20060317_202813_000000382046_00057_21153_8387.N1	17-MAR-2006 20:28:13	Bright	37.500	22	32Alp Leo	1.3600	15200.	75	21153	No
254	GOM_NL__2PRFIN20060317_203026_000000372046_00057_21153_8388.N1	17-MAR-2006 20:30:26	Bright	37.000	51	41Gam1Leo	2.0100	4500.0	74	21153	No
255	GOM_NL__2PRFIN20060317_203805_000000392046_00057_21153_8389.N1	17-MAR-2006 20:38:05	Bright	38.500	174	52Psi UMa	3.0040	4400.0	77	21153	No
256	GOM_NL__2PRFIN20060317_204118_000000392046_00057_21153_8390.N1	17-MAR-2006 20:41:18	Bright	38.500	82	48Bet UMa	2.3650	10600.	77	21153	No
257	GOM_NL__2PRFIN20060317_204248_000000382046_00057_21153_8391.N1	17-MAR-2006 20:42:48	Bright	38.000	36	50Alp UMa	1.8000	6300.0	76	21153	No
258	GOM_NL__2PRFIN20060317_204949_000000412046_00057_21153_8392.N1	17-MAR-2006 20:49:49	Bright	40.500	60	7Bet UMi	2.0810	3950.0	81	21153	No
259	GOM_NL__2PRFIN20060317_205805_000000342046_00057_21153_8393.N1	17-MAR-2006 20:58:05	Bright	33.500	89	5Alp Cep	2.4510	8000.0	67	21153	No
260	GOM_NL__2PRFIN20060317_210312_000000352046_00057_21153_8394.N1	17-MAR-2006 21:03:12	Bright	35.000	19	50Alp Cyg	1.2460	10500.	70	21153	No
261	GOM_NL__2PRFIN20060317_210447_000000372046_00057_21153_8395.N1	17-MAR-2006 21:04:47	Bright	37.000	66	37Gam Cyg	2.2080	5900.0	74	21153	No
262	GOM_NL__2PRFIN20060317_210631_000000362046_00057_21153_8396.N1	17-MAR-2006 21:06:31	Bright	35.500	92	53Eps Cyg	2.5000	4500.0	71	21153	No
263	GOM_NL__2PRFIN20060317_211458_000000572046_00057_21153_8397.N1	17-MAR-2006 21:14:58	Tw_i_and_stray	57.000	11	53Alp Aql	0.76500	8000.0	114	21153	No
264	GOM_NL__2PRFIN20060317_212517_000000462046_00057_21153_8398.N1	17-MAR-2006 21:25:17	Dark	46.000	155	41Pi Sgr	2.9000	6600.0	92	21153	No
265	GOM_NL__2PRFIN20060317_212721_000000452046_00057_21153_8399.N1	17-MAR-2006 21:27:21	Dark	44.500	57	34Sig Sgr	2.0660	26000.	89	21153	No
266	GOM_NL__2PRFIN20060317_213051_000000472046_00057_21153_8400.N1	17-MAR-2006 21:30:51	Dark	46.500	38	20Eps Sgr	1.8360	11000.	93	21153	No
267	GOM_NL__2PRFIN20060317_213645_000000432046_00058_21154_8380.N1	17-MAR-2006 21:36:45	Dark	43.000	141	Bet Ara	2.8400	4600.0	86	21154	No
268	GOM_NL__2PRFIN20060317_214024_000000392046_00058_21154_8381.N1	17-MAR-2006 21:40:24	Dark	39.000	134	Bet TrA	2.8100	6600.0	78	21154	No
269	GOM_NL__2PRFIN20060317_214308_000000462046_00058_21154_8382.N1	17-MAR-2006 21:43:08	Dark	46.000	4	Alp1Cen	-0.010000	5800.0	92	21154	No
270	GOM_NL__2PRFIN20060317_214510_000000472046_00058_21154_8383.N1	17-MAR-2006 21:45:10	Dark	46.500	78	Alp Lup	2.3040	28000.	93	21154	No
271	GOM_NL__2PRFIN20060317_214730_000000532046_00058_21154_8384.N1	17-MAR-2006 21:47:30	Straylight	52.500	26	Gam Cru	1.6240	2900.0	105	21154	No
272	GOM_NL__2PRFIN20060317_214915_000000442046_00058_21154_8385.N1	17-MAR-2006 21:49:15	Straylight	43.500	64	Gam Cen	2.2000	10600.	87	21154	No
273	GOM_NL__2PRFIN20060317_215748_000000492046_00058_21154_8386.N1	17-MAR-2006 21:57:48	Straylight	49.000	171	2Eps Crv	3.0010	4250.0	98	21154	No
274	GOM_NL__2PRFIN20060317_220849_000000382046_00058_21154_8387.N1	17-MAR-2006 22:08:49	Bright	38.000	22	32Alp Leo	1.3600	15200.	76	21154	No
275	GOM_NL__2PRFIN20060317_221102_000000372046_00058_21154_8388.N1	17-MAR-2006 22:11:02	Bright	37.000	51	41Gam1Leo	2.0100	4500.0	74	21154	No
276	GOM_NL__2PRFIN20060317_221841_000000382046_00058_21154_8389.N1	17-MAR-2006 22:18:41	Bright	37.500	174	52Psi UMa	3.0040	4400.0	75	21154	No
277	GOM_NL__2PRFIN20060317_222154_000000382046_00058_21154_8390.N1	17-MAR-2006 22:21:54	Bright	38.000	82	48Bet UMa	2.3650	10600.	76	21154	No
278	GOM_NL__2PRFIN20060317_222324_000000392046_00058_21154_8391.N1	17-MAR-2006 22:23:24	Bright	39.000	36	50Alp UMa	1.8000	6300.0	78	21154	No

279	GOM_NL__2PRFIN20060317_223025_000000402046_00058_21154_8392.N1	17-MAR-2006 22:30:25	Bright	40.000	60	7Bet UMi	2.0810	3950.0	80	21154	No
280	GOM_NL__2PRFIN20060317_223841_000000362046_00058_21154_8393.N1	17-MAR-2006 22:38:41	Bright	36.000	89	5Alp Cep	2.4510	8000.0	72	21154	No
281	GOM_NL__2PRFIN20060317_224348_000000362046_00058_21154_8394.N1	17-MAR-2006 22:43:48	Bright	35.500	19	50Alp Cyg	1.2460	10500.	71	21154	No
282	GOM_NL__2PRFIN20060317_224523_000000402046_00058_21154_8395.N1	17-MAR-2006 22:45:23	Bright	39.500	66	37Gam Cyg	2.2080	5900.0	79	21154	No
283	GOM_NL__2PRFIN20060317_224707_000000362046_00058_21154_8396.N1	17-MAR-2006 22:47:07	Bright	36.000	92	53Eps Cyg	2.5000	4500.0	72	21154	No
284	GOM_NL__2PRFIN20060317_225534_000000542046_00058_21154_8397.N1	17-MAR-2006 22:55:34	Twilight	54.000	11	53Alp Aql	0.76500	8000.0	108	21154	No
285	GOM_NL__2PRFIN20060317_230554_000000452046_00058_21154_8398.N1	17-MAR-2006 23:05:54	Dark	45.000	155	41Pi Sgr	2.9000	6600.0	90	21154	No
286	GOM_NL__2PRFIN20060317_230758_000000492046_00058_21154_8399.N1	17-MAR-2006 23:07:58	Dark	48.500	57	34Sig Sgr	2.0660	26000.	97	21154	No
287	GOM_NL__2PRFIN20060317_231127_000000512046_00058_21154_8400.N1	17-MAR-2006 23:11:27	Dark	50.500	38	20Eps Sgr	1.8360	11000.	101	21154	No
288	GOM_NL__2PRFIN20060317_231721_000000422046_00059_21155_8380.N1	17-MAR-2006 23:17:21	Dark	41.500	141	Bet Ara	2.8400	4600.0	83	21155	No
289	GOM_NL__2PRFIN20060317_232100_000000392046_00059_21155_8381.N1	17-MAR-2006 23:21:00	Dark	38.500	134	Bet TrA	2.8100	6600.0	77	21155	No
290	GOM_NL__2PRFIN20060317_232344_000000452046_00059_21155_8382.N1	17-MAR-2006 23:23:44	Dark	44.500	4	Alp1Cen	-0.010000	5800.0	89	21155	No
291	GOM_NL__2PRFIN20060317_232547_000000482046_00059_21155_8383.N1	17-MAR-2006 23:25:47	Dark	48.000	78	Alp Lup	2.3040	28000.	96	21155	No
292	GOM_NL__2PRFIN20060317_232806_000000542046_00059_21155_8384.N1	17-MAR-2006 23:28:06	Straylight	54.000	26	Gam Cru	1.6240	2900.0	108	21155	No
293	GOM_NL__2PRFIN20060317_232951_000000412046_00059_21155_8385.N1	17-MAR-2006 23:29:51	Straylight	40.500	64	Gam Cen	2.2000	10600.	81	21155	No
294	GOM_NL__2PRFIN20060317_233824_000000492046_00059_21155_8386.N1	17-MAR-2006 23:38:24	Straylight	49.000	171	2Eps Crv	3.0010	4250.0	98	21155	No
295	GOM_NL__2PRFIN20060317_234925_000000362046_00059_21155_8387.N1	17-MAR-2006 23:49:25	Bright	35.500	22	32Alp Leo	1.3600	15200.	71	21155	No
296	GOM_NL__2PRFIN20060317_235138_000000382046_00059_21155_8388.N1	17-MAR-2006 23:51:38	Bright	37.500	51	41Gam1Leo	2.0100	4500.0	75	21155	No
297	GOM_NL__2PRFIN20060317_235917_000000392046_00059_21155_8389.N1	17-MAR-2006 23:59:17	Bright	38.500	174	52Psi UMa	3.0040	4400.0	77	21155	No

3. Quality information per product

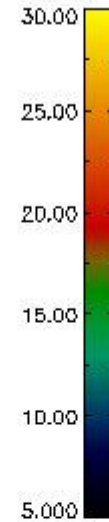
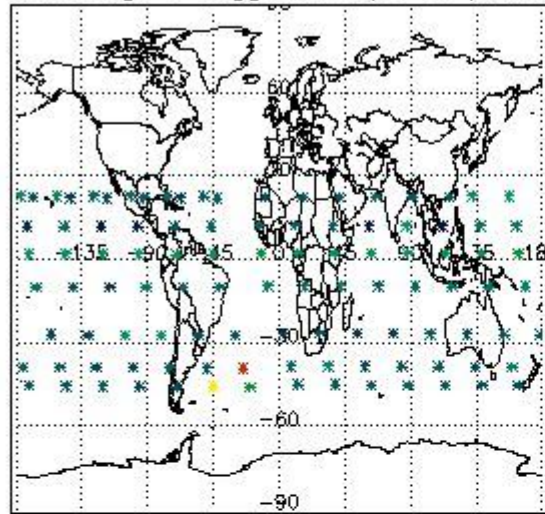
In this section it is plotted some information contained in the Quality Summary data set of the level 2 products. Only products in dark limb conditions and without errors (error flag in the MPH set to "0") are used.

3.1 Plot quality information per product (time dependant)

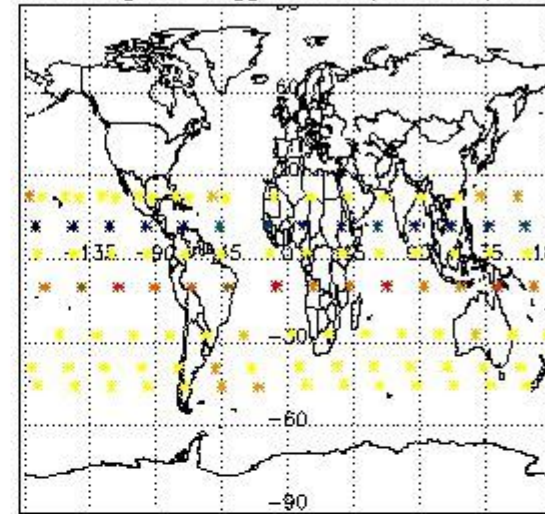


3.2 Plot quality information per product (world map)


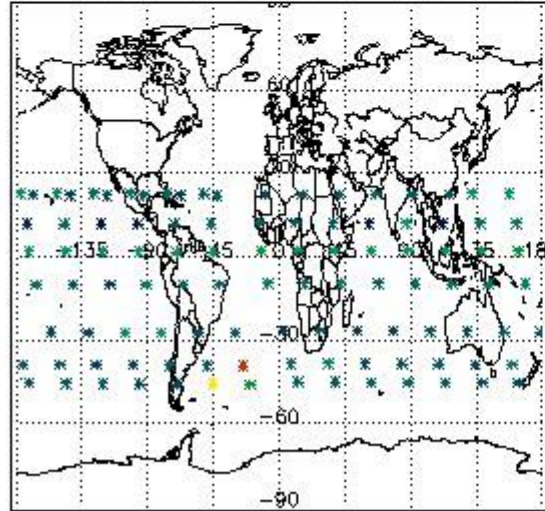
Percentage of flagged data per O3 profile



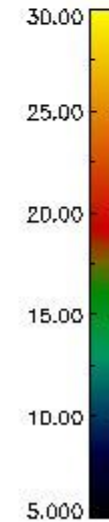
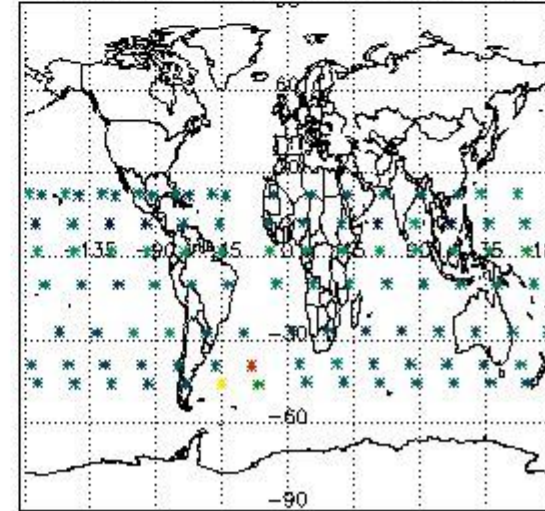
Percentage of flagged data per H2O profile



Percentage of flagged data per NO2 profile



Percentage of flagged data per NO3 profile

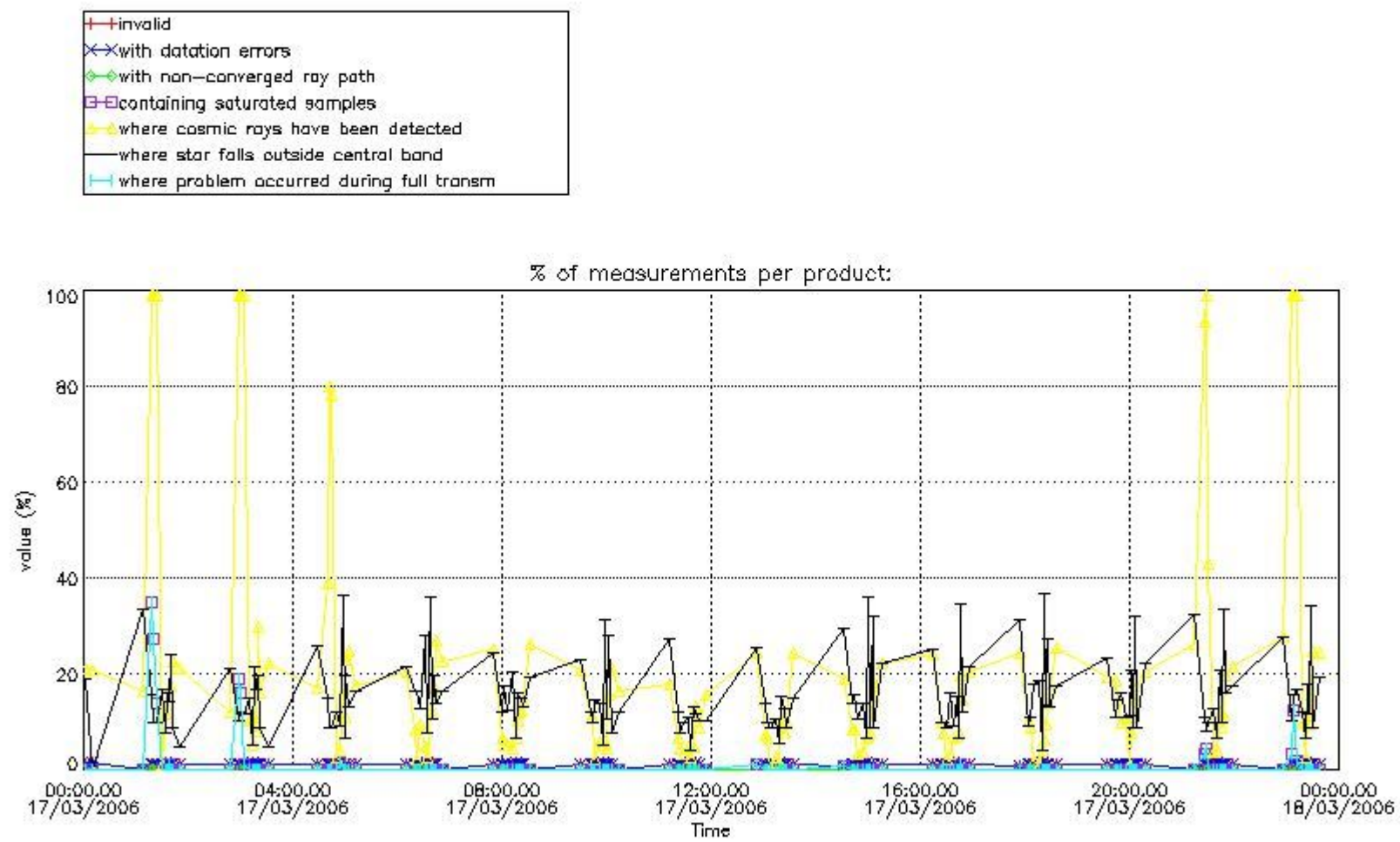


4. Level 1 quality information per product

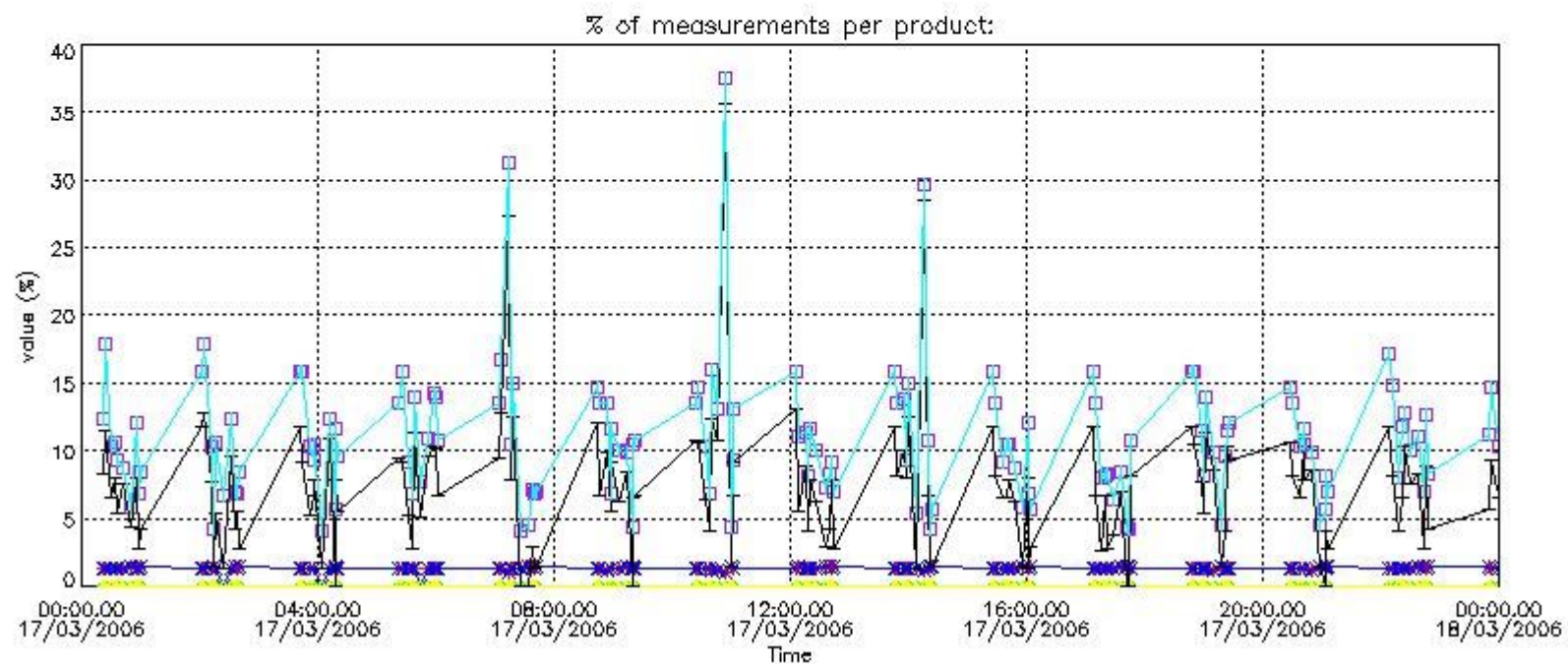
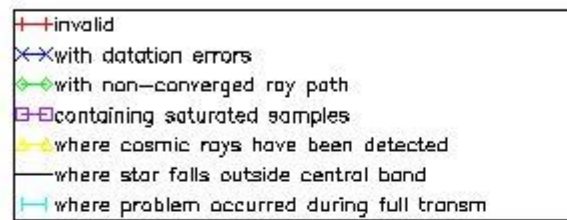
In this section it is plotted some information contained in the Quality Summary data set of the level 2 products that comes from the level 1b processing. Products without errors (error flag in the MPH set to "0") are used.

4.1 Plot quality information per product (time dependant) coming from level 1b processing

4.1.1 Plot level 1 quality information per product (time dependant): ENVISAT ASCENDING passes

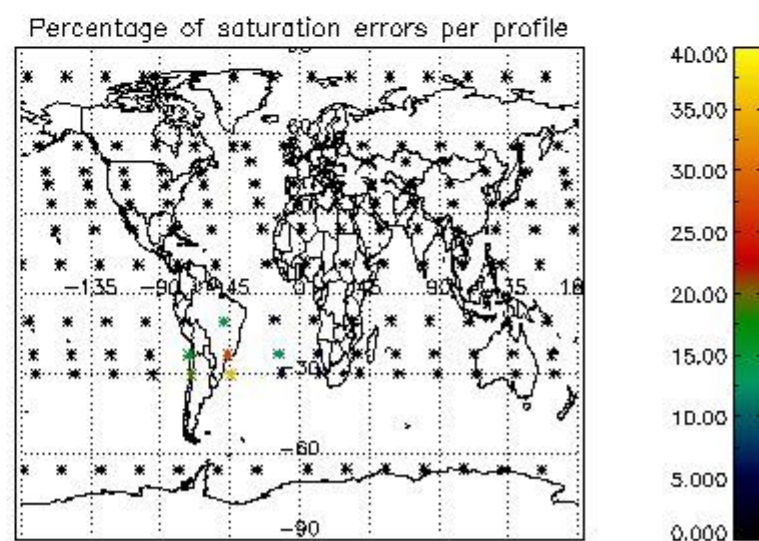
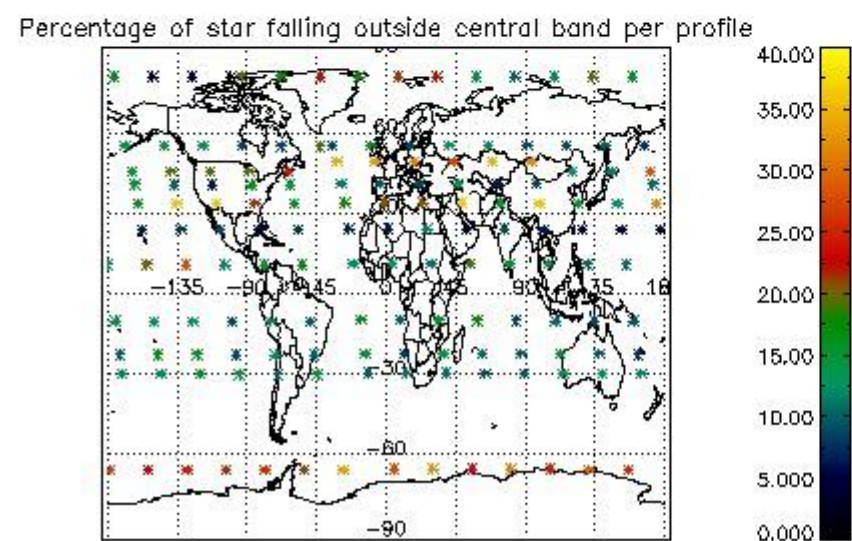
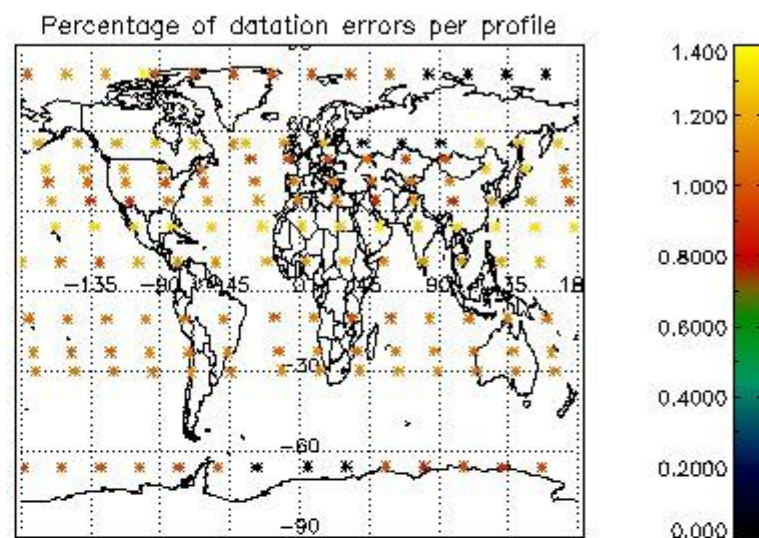
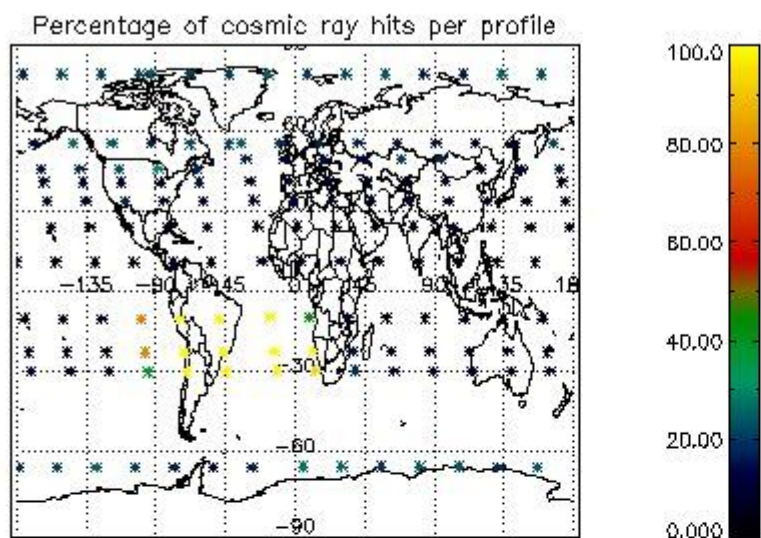


4.1.2 Plot level 1 quality information per product (time dependant): ENVI SAT DESCENDING passes

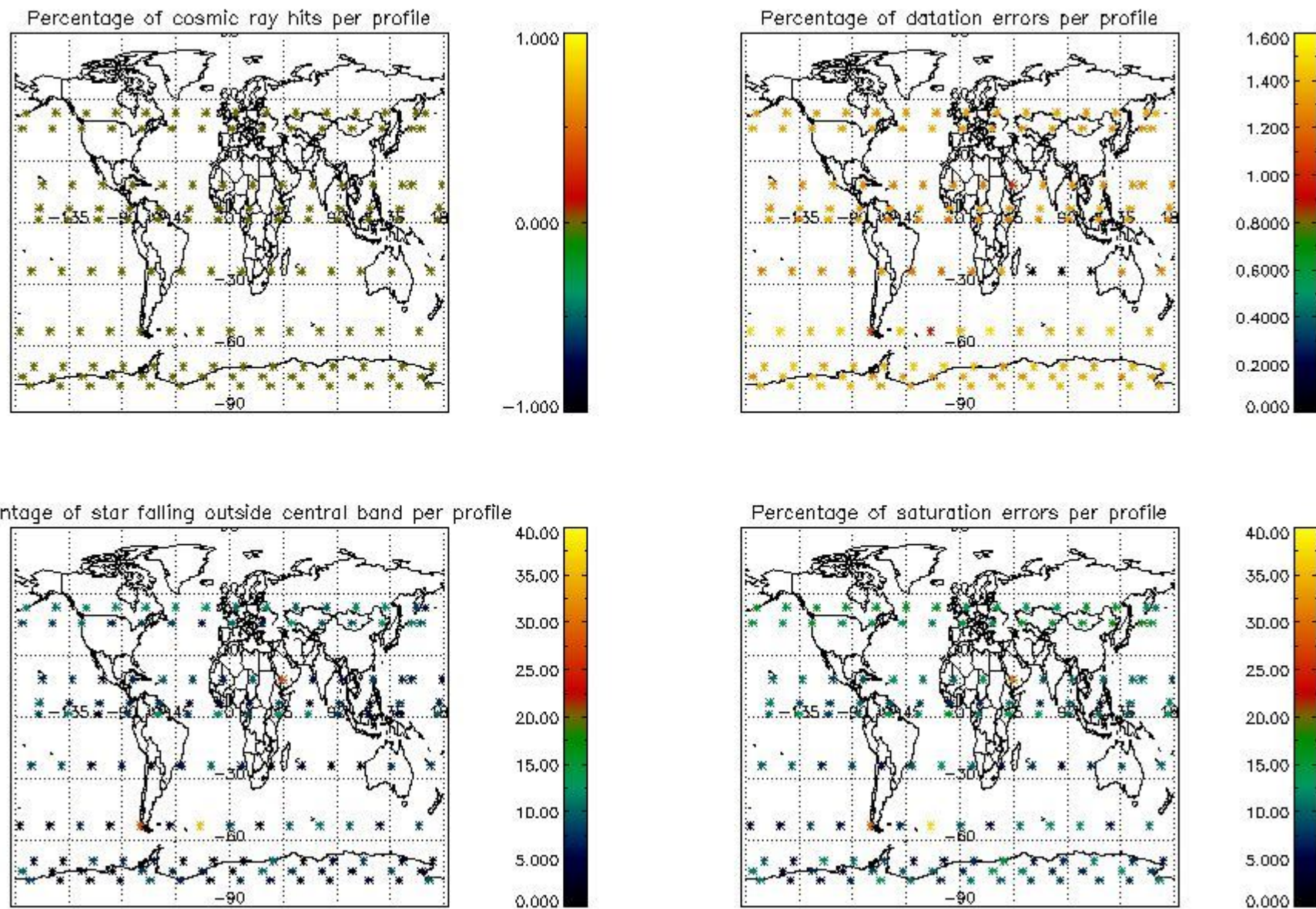


4.2 Plot quality information per product coming from level 1b processing (world map)

4.2.1 Plot level 1 quality information per product (world map): ENVISAT ASCENDING passes



4.2.2 Plot level 1 quality information per product (world map): ENVISAT DESCENDING passes



5. Trace gas profiles

5.1 Ozone statistics based on quality of products

The final quality of the products can be "measured" using the STD (Standard Deviation) attached to every point profile. This information is written to the parameter GOM_NL__2P/NL_LOCAL_SPECIES_DENSITY/o3_std of the level 2 products. The table below shows the statistics for given STD ranges.

The statistics are given with respect to the overall valid production:

- Products without fatal errors: GOM_NL__2P/MPH/PRODUCT_ERR=0
- Valid point profile: GOM_NL__2P/NL_LOCAL_SPECIES_DENSITY/pcd(0)=0

The 'Criteria' is applied to valid points of dark limb products:

- Products in dark limb illumination condition: GOM_NL__2P/NL_SUMMARY_QUALITY/obs_ill_cond=0
- Products without fatal errors: GOM_NL__2P/MPH/PRODUCT_ERR=0
- Valid point profile: GOM_NL__2P/NL_LOCAL_SPECIES_DENSITY/pcd(0)=0

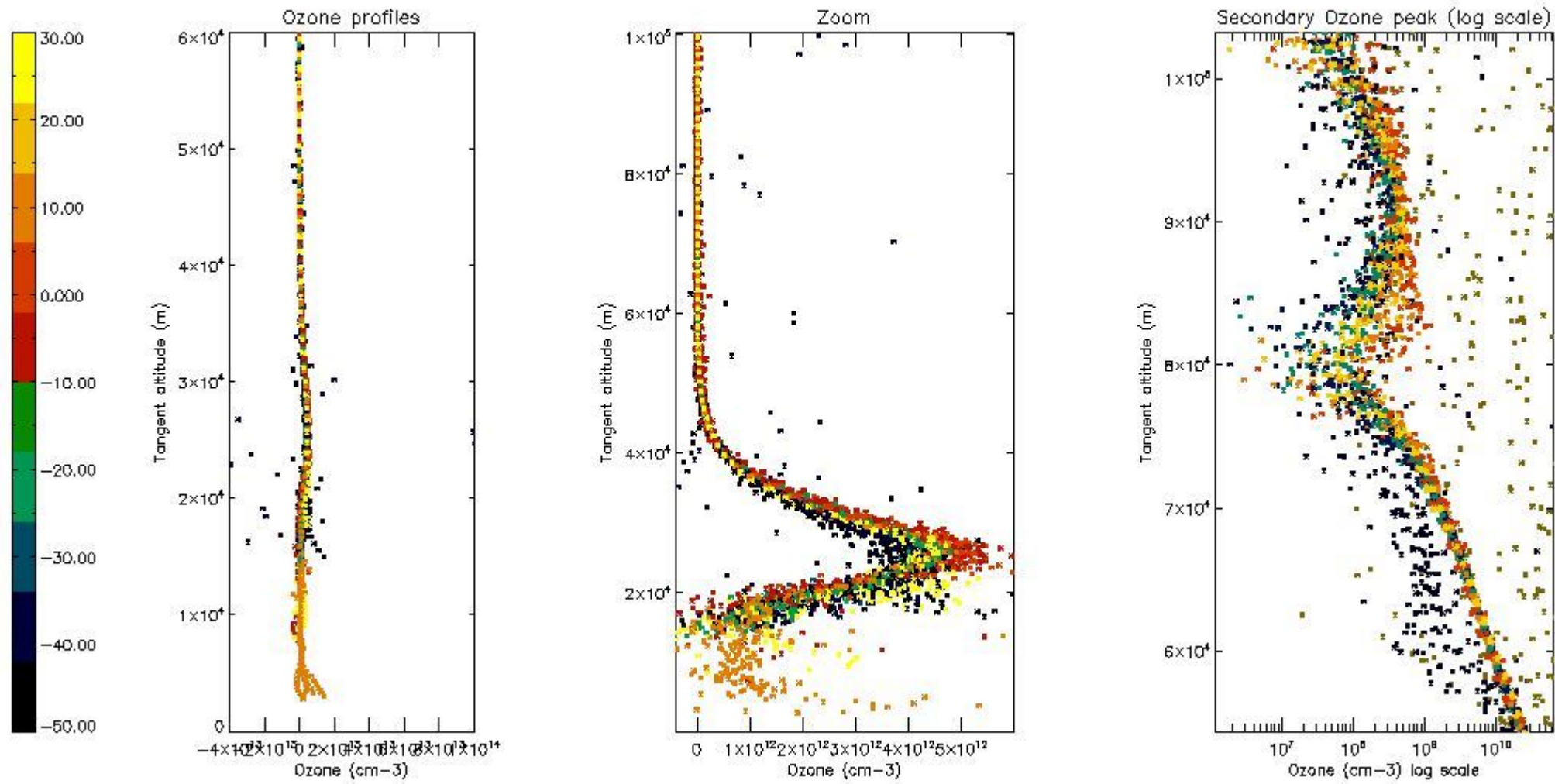
So, the table below shows the percentage of dark limb and valid observations for each criteria with respect to the overall valid daily observations.

Criteria	% of total production
All STD	39
STD < 20	22

STD < 10	17
STD < 5	11

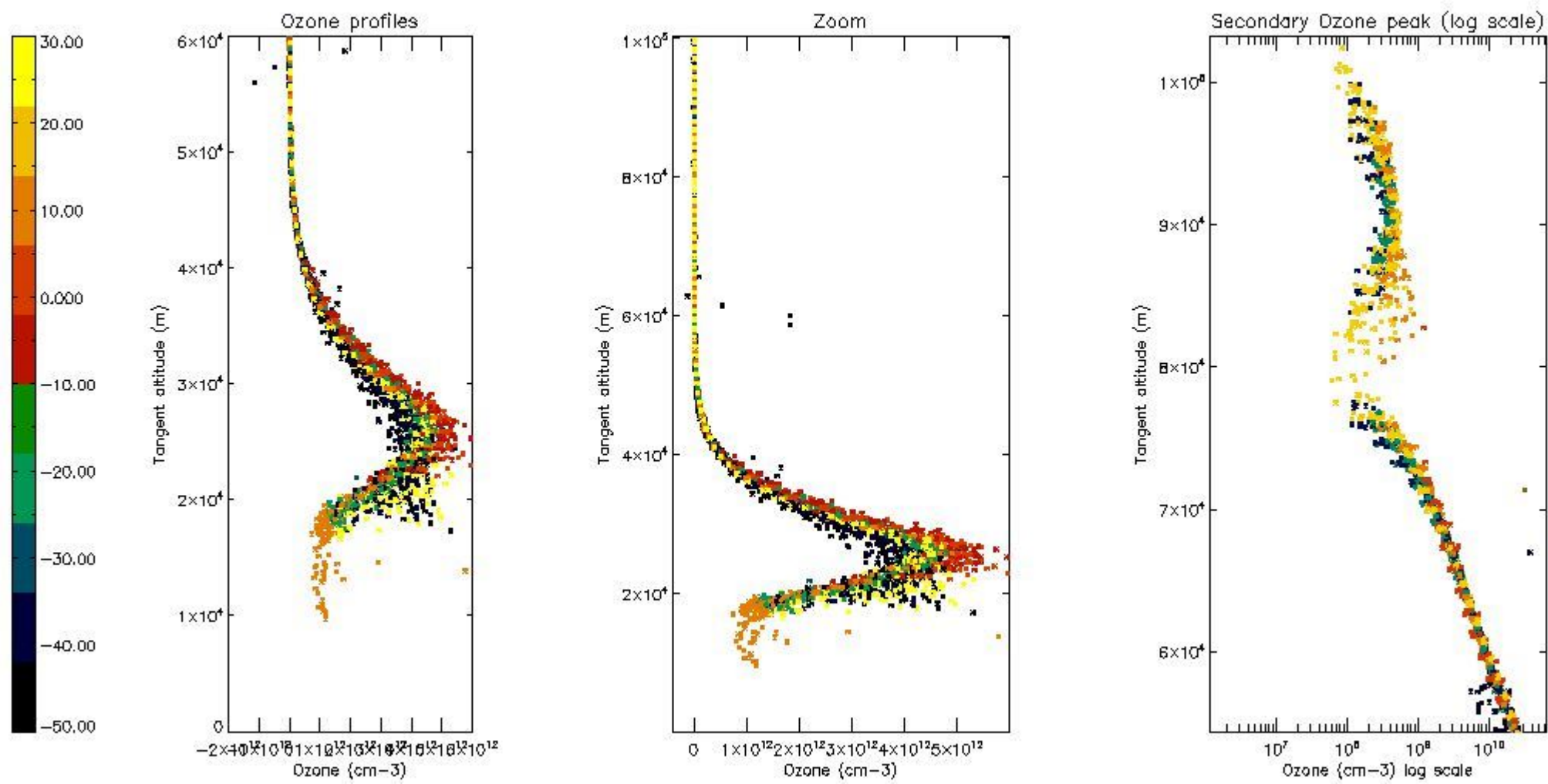
5.2 Plot ozone profiles for all STD (dark without errors)

The colorbar represents the latitude.



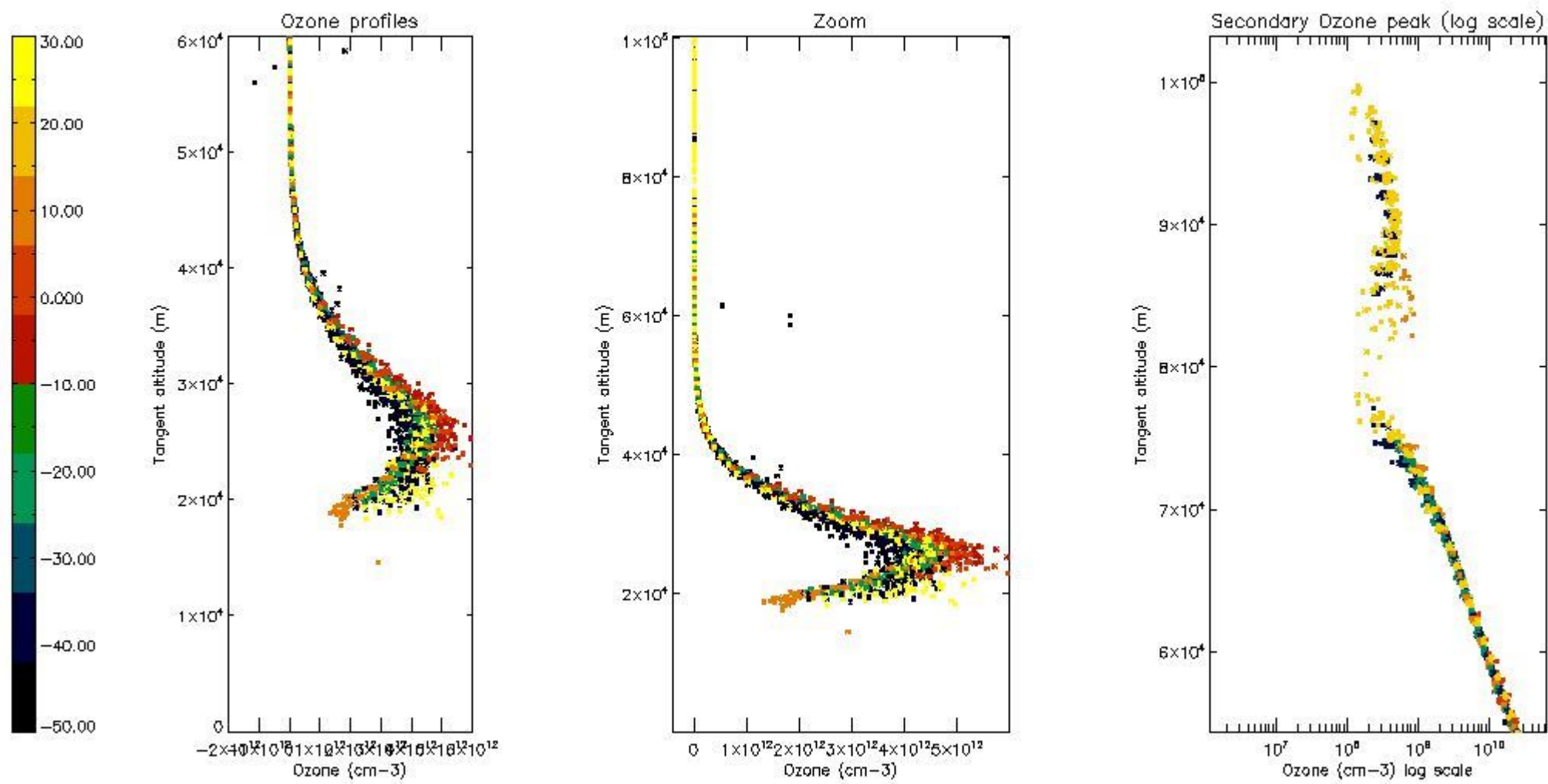
5.3 Plot ozone profiles where STD < 20% (dark without errors)

The colorbar represents the latitude.



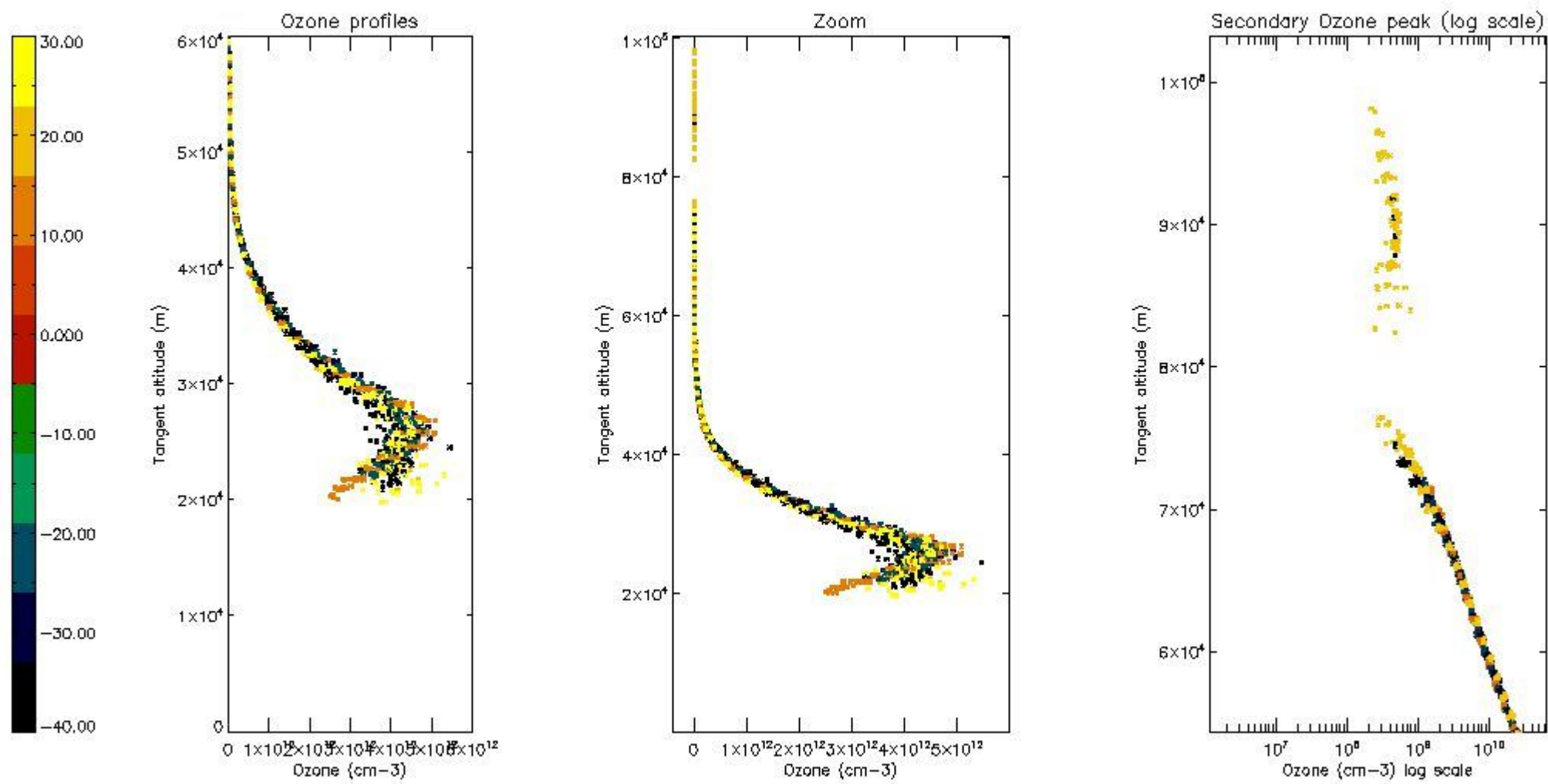
5.4 Plot ozone profiles where STD < 10% (dark without errors)

The colorbar represents the latitude.



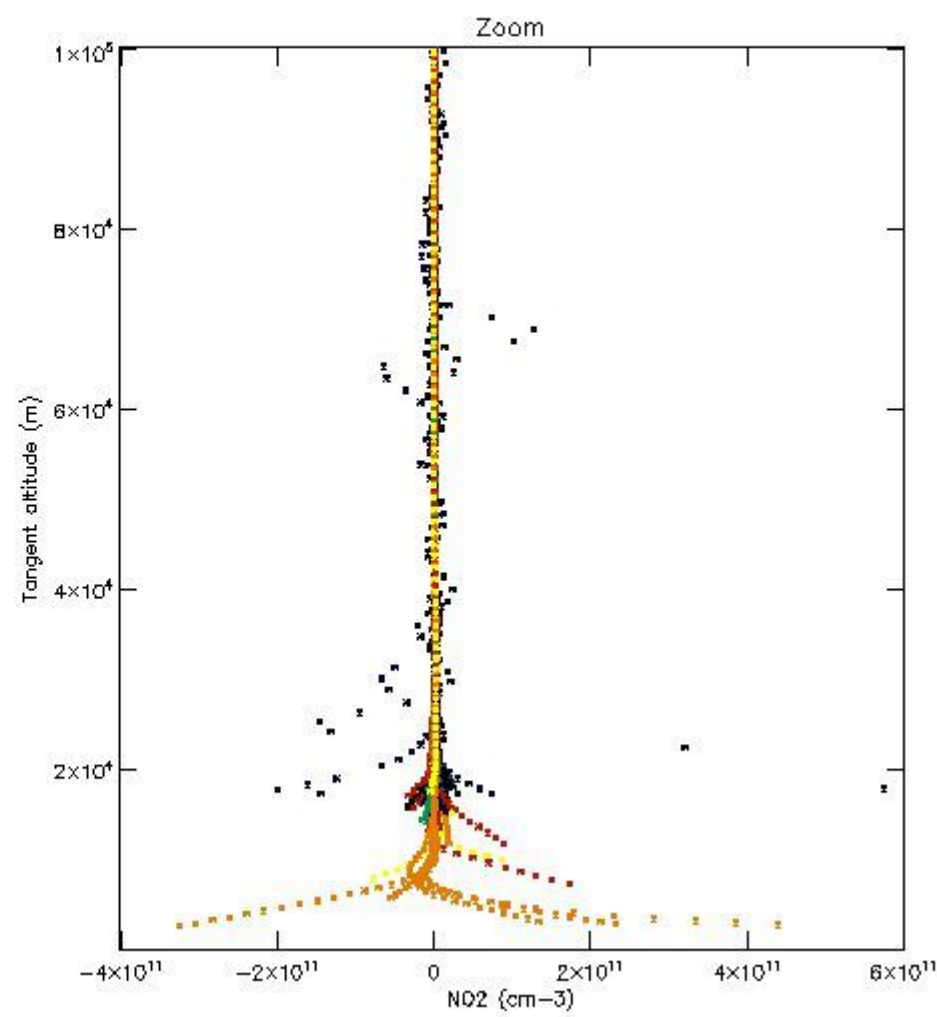
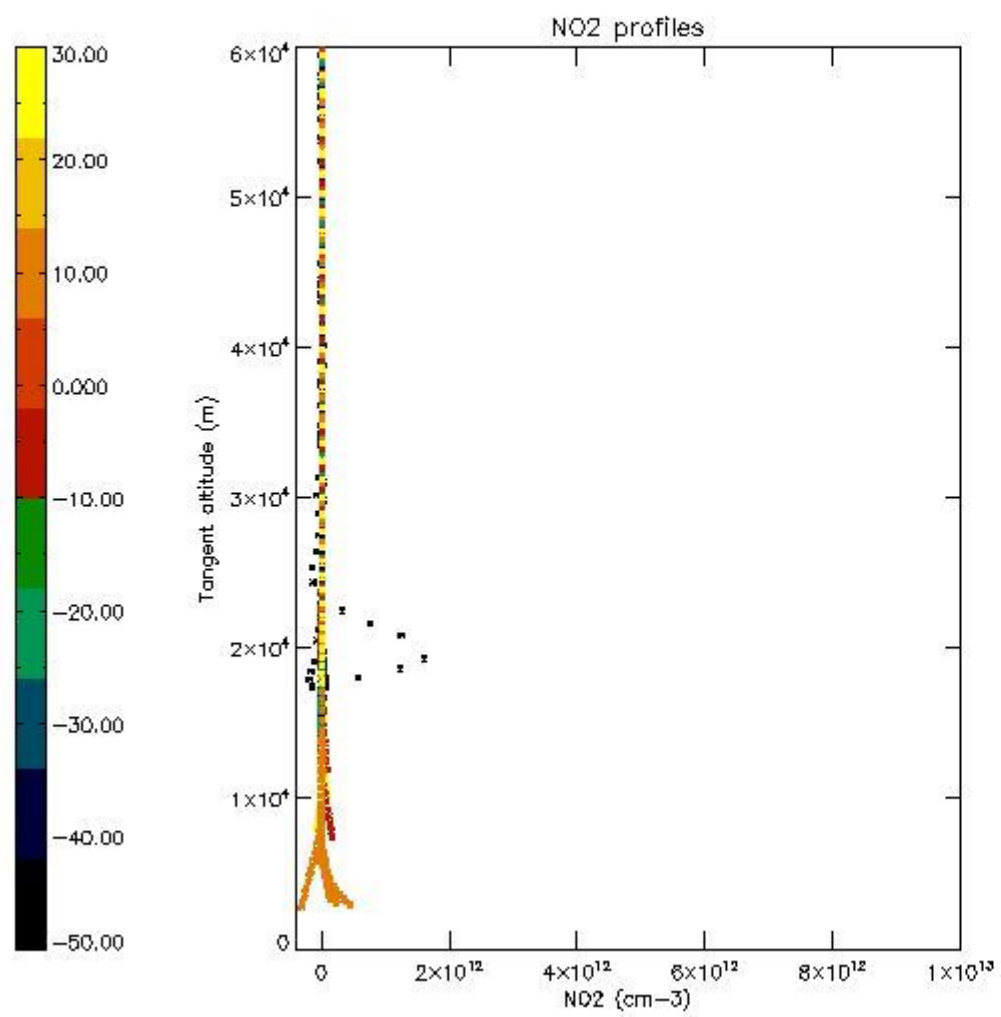
5.5 Plot ozone profiles where STD < 5% (dark without errors)

The colorbar represents the latitude.



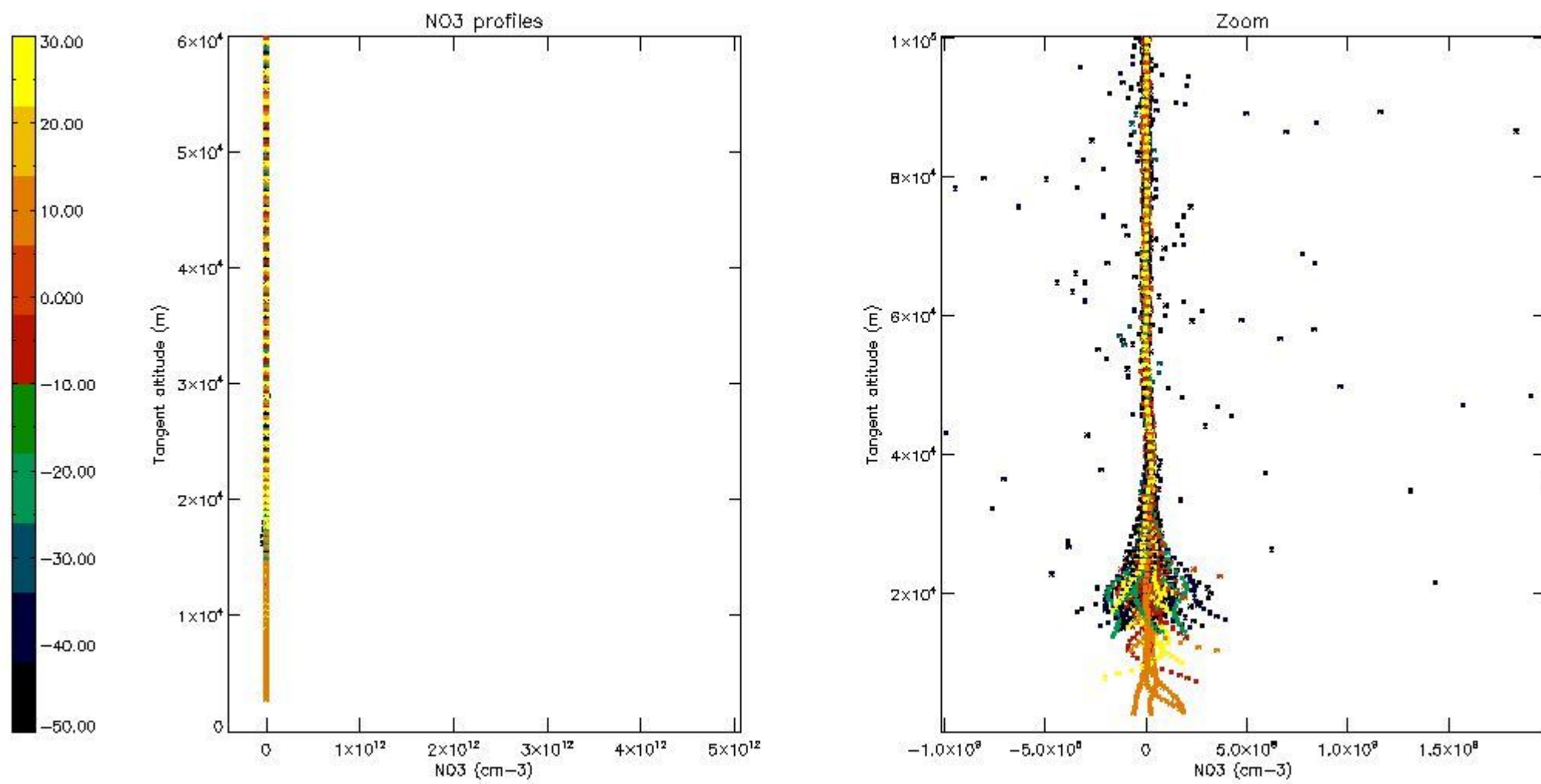
5.6 Plot NO₂ profiles for all STD (dark without errors)

The colorbar represents the latitude.



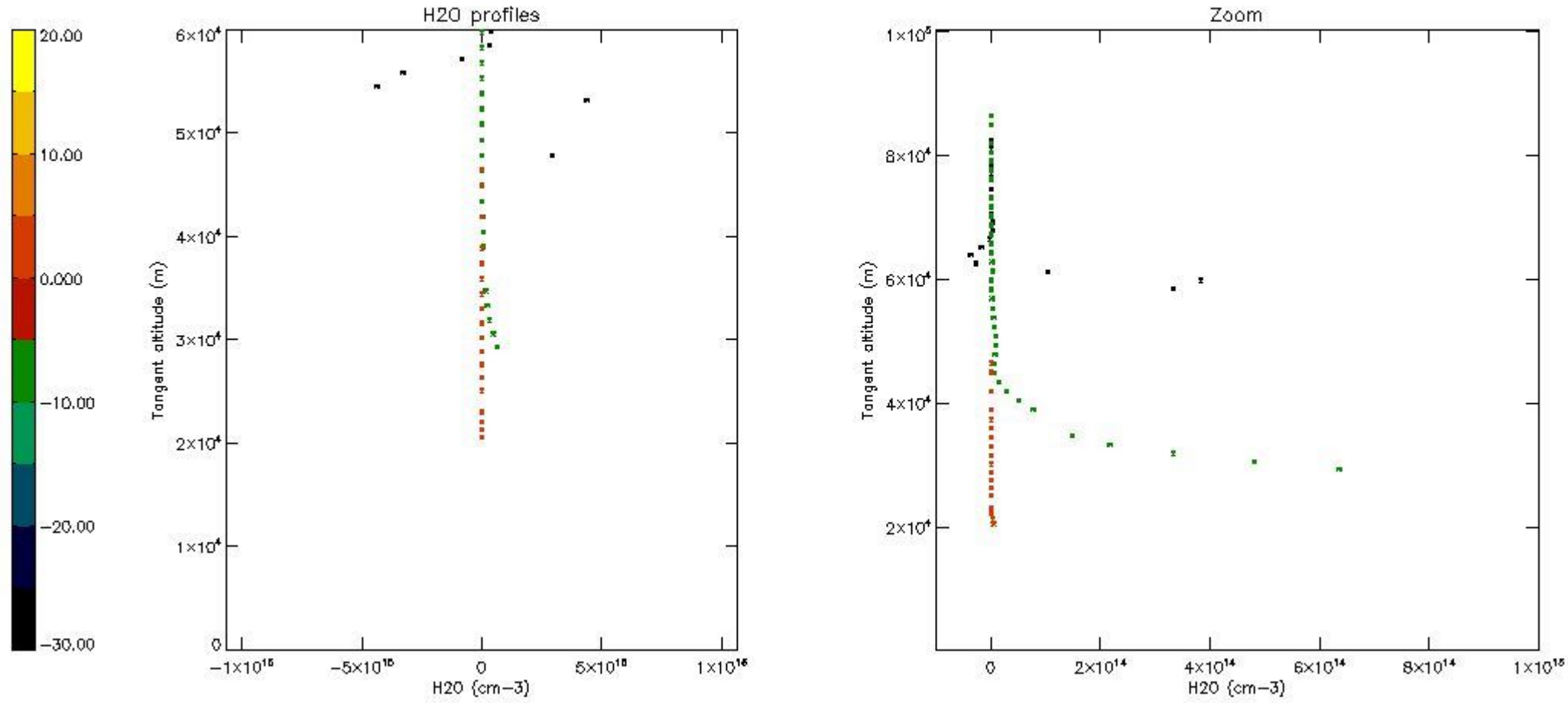
5.7 Plot NO3 profiles for all STD (dark without errors)

The colorbar represents the latitude.



5.8 Plot H2O profiles for all STD (only for occultations of stars 1,2,3,4,13,14,16,26,63 dark without errors)

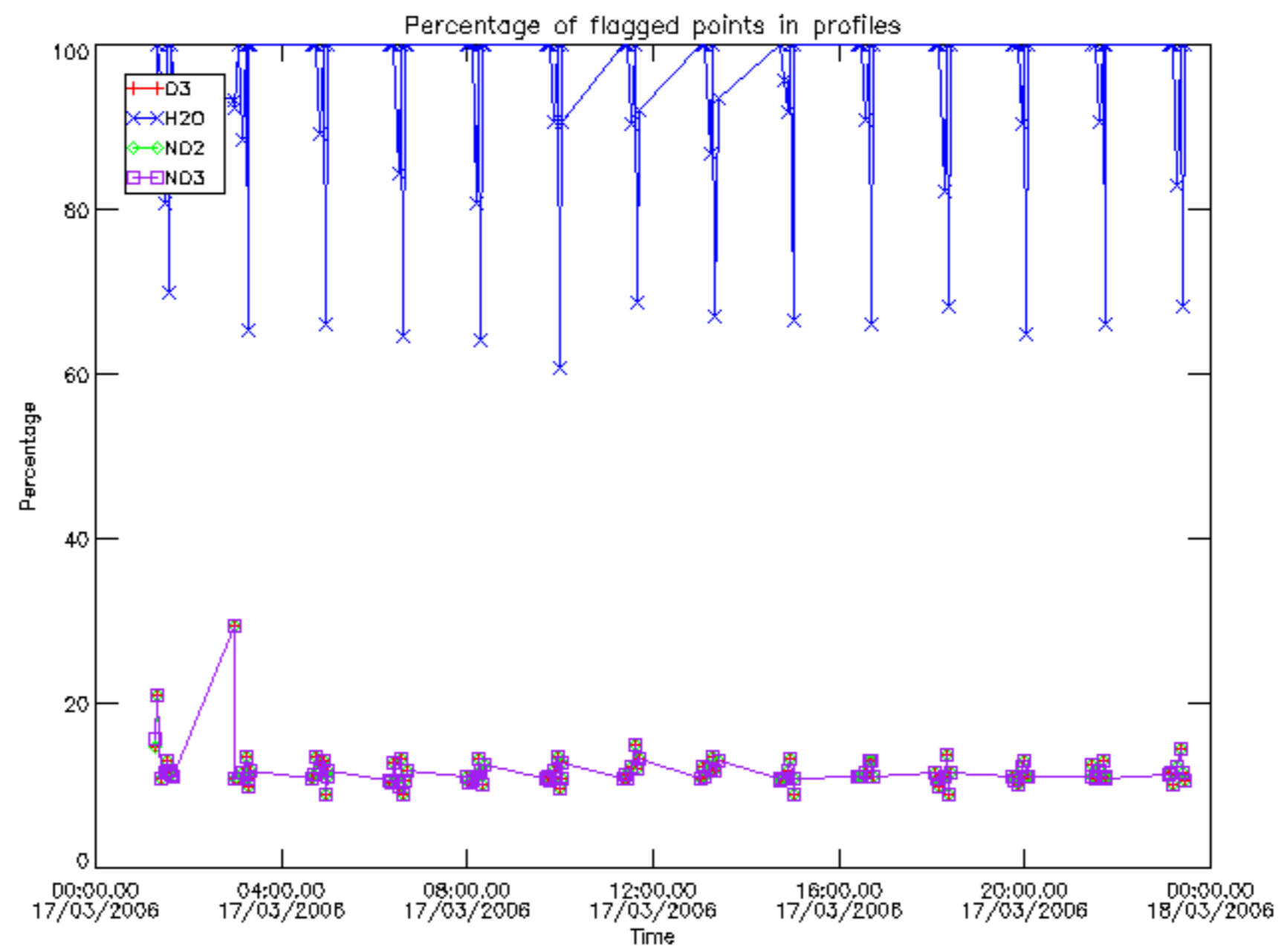
The colorbar represents the latitude.



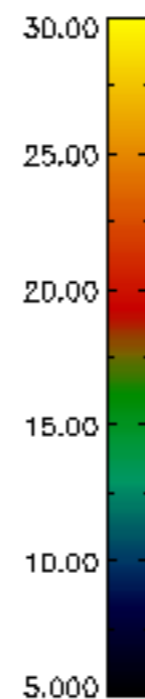
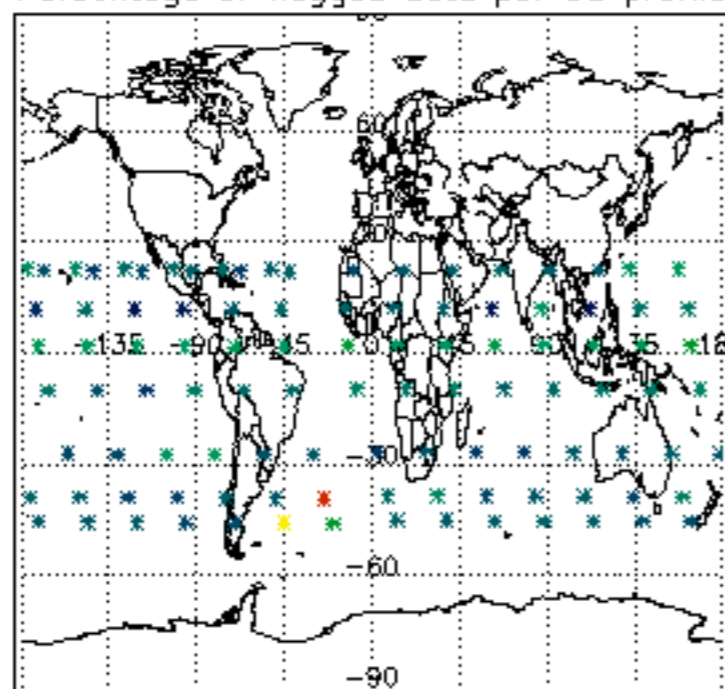
6. Auxiliary Data Files used for the production reported in section 2

The number reported in the third column indicates since which file (see list in section 2) the corresponding auxiliary file has been used. The fourth column is the date of those product files.

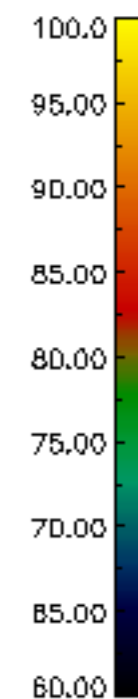
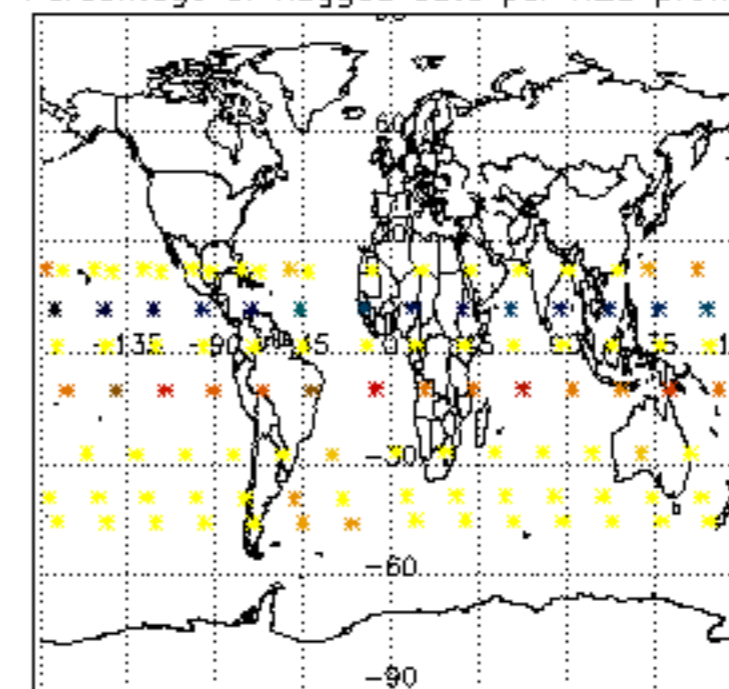
Type	Auxiliary Filename	Used since product	Used since product date
INST_PHYS_CHARACTERISTICS	GOM_INS_AXVIEC20091111_143220_20030716_120000_20500101_000000	1	17-MAR-2006 00:01:22
LEVEL-2_PROC_CONFIG	GOM_PR2_AXVIEC20091111_152718_20020301_000000_20500101_000000	1	17-MAR-2006 00:01:22
CROSS_SECTIONS_FILE	GOM_CRS_AXVIEC20091111_154832_20020301_000000_20500101_000000	1	17-MAR-2006 00:01:22



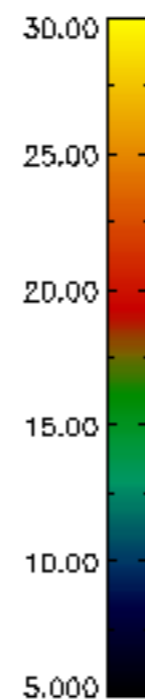
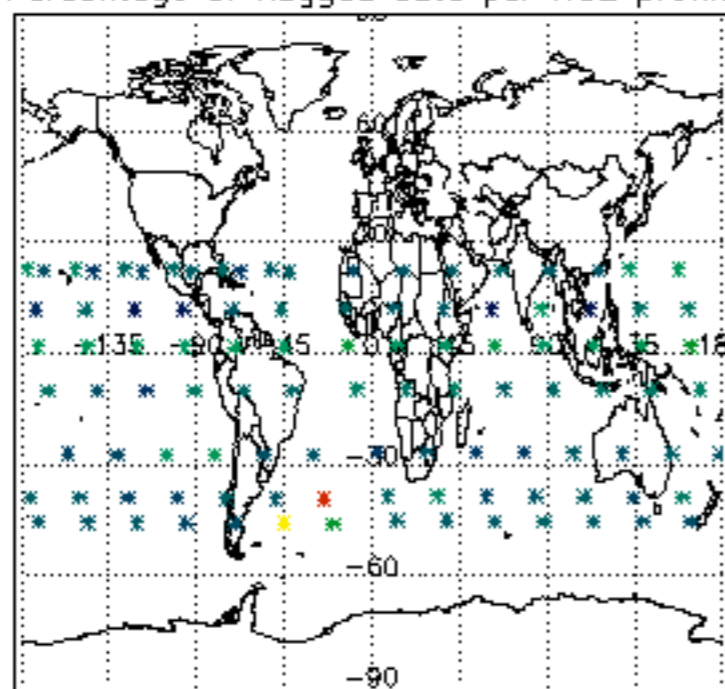
Percentage of flagged data per D3 profile



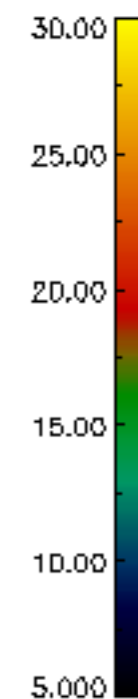
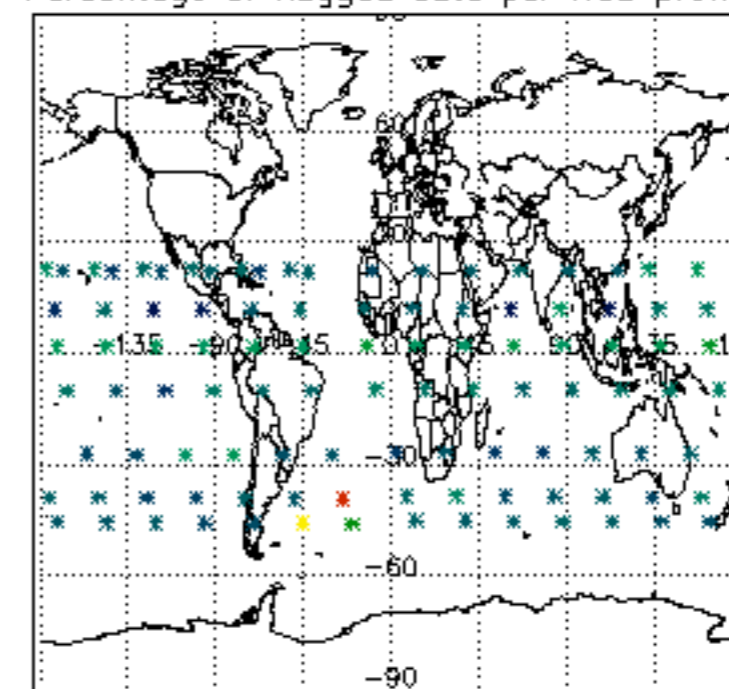
Percentage of flagged data per H2O profile

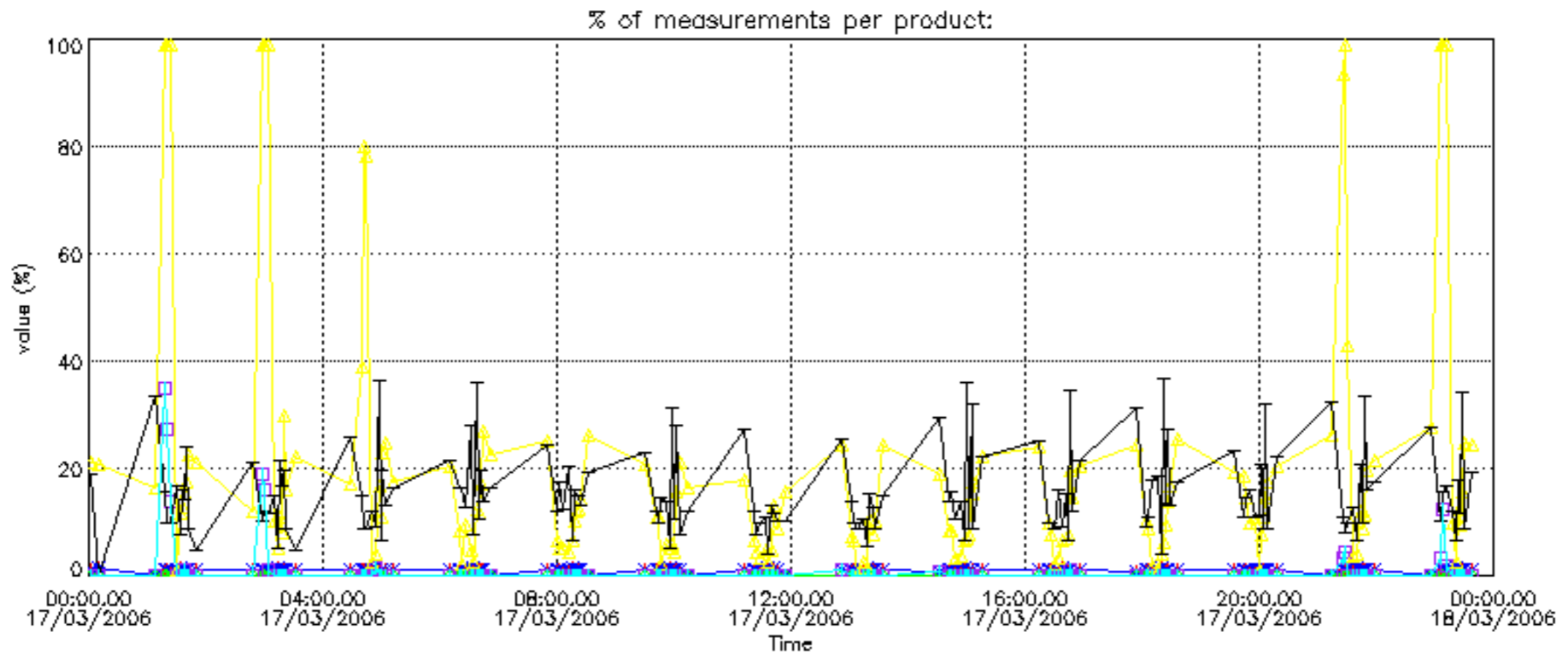


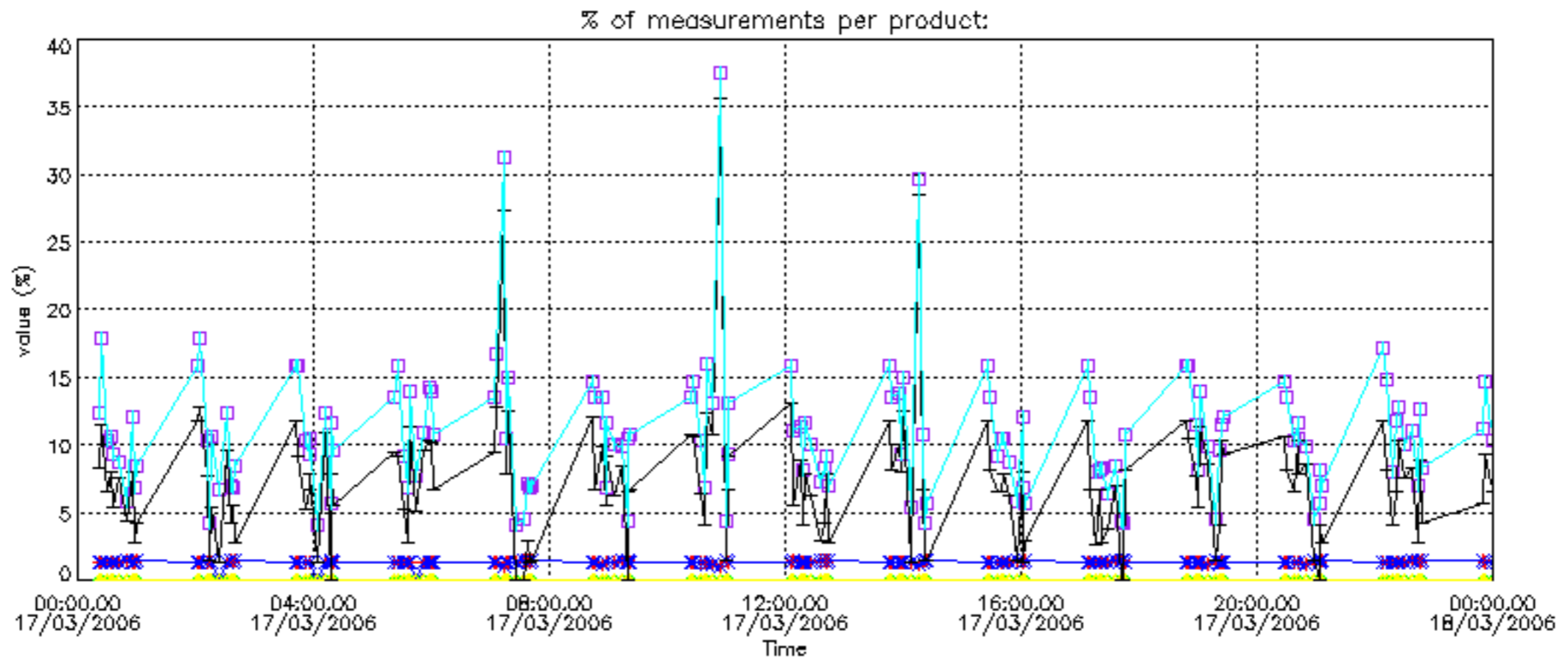
Percentage of flagged data per NO2 profile



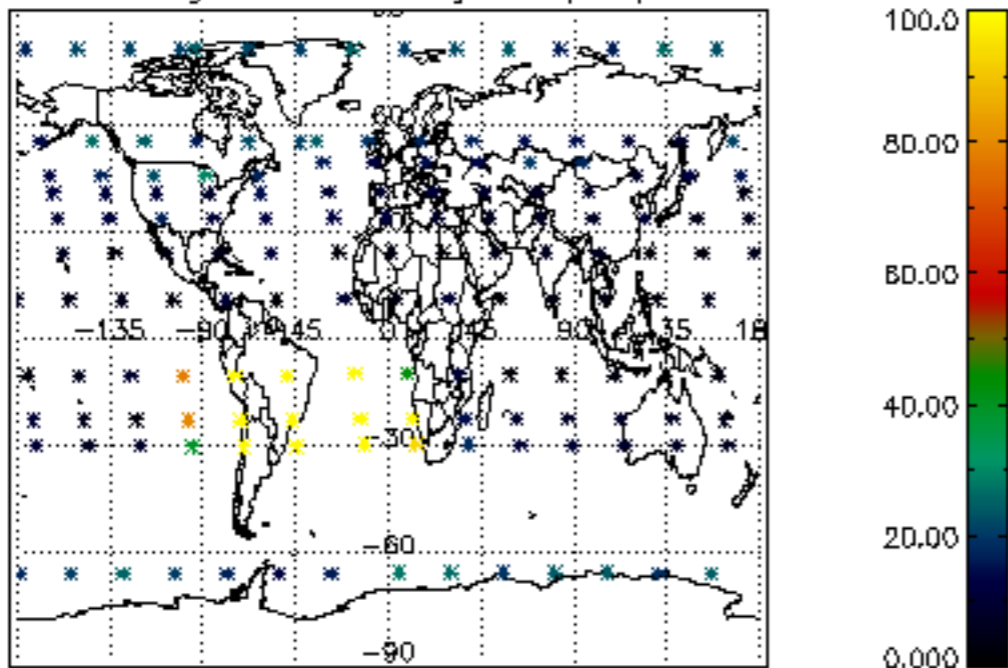
Percentage of flagged data per NO3 profile



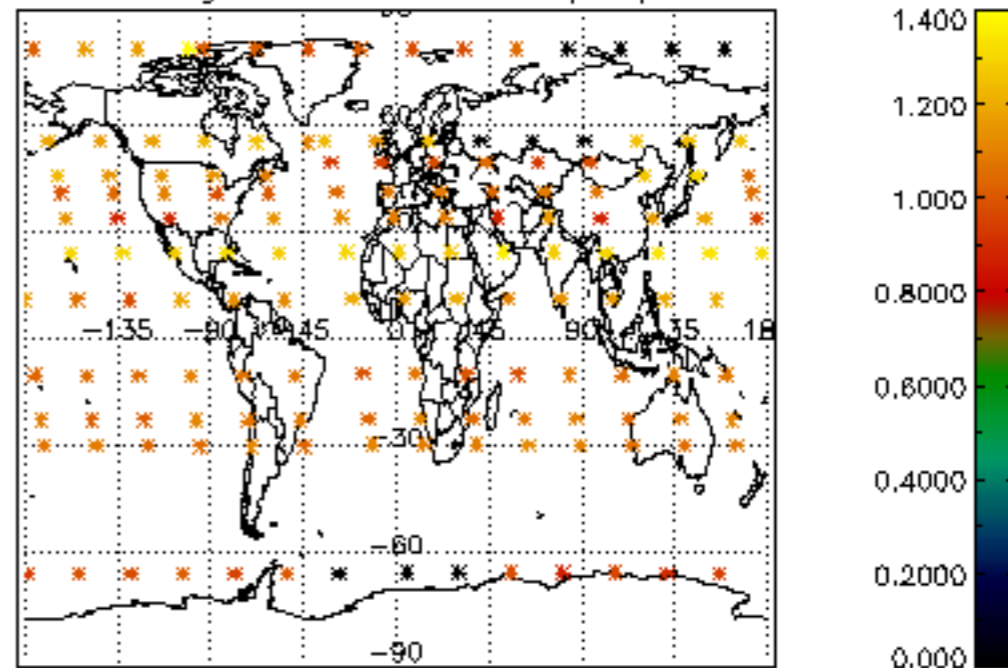




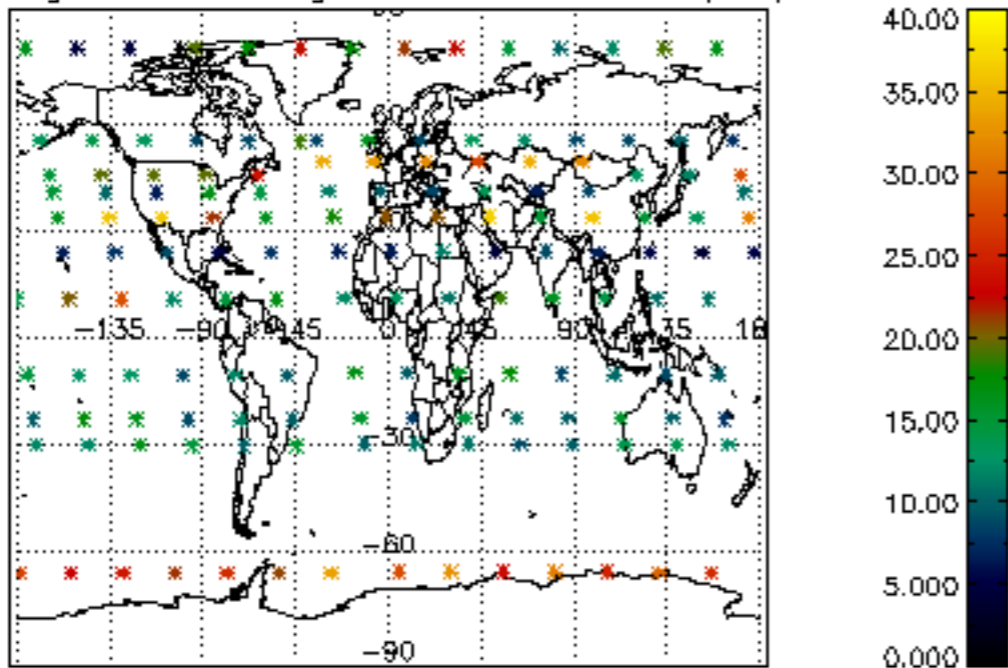
Percentage of cosmic ray hits per profile



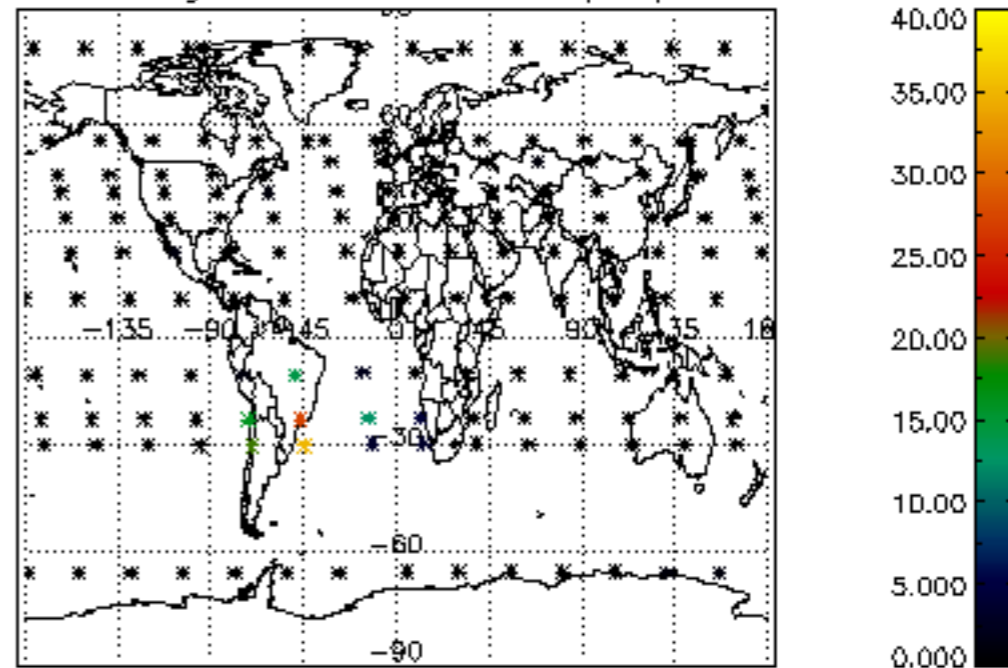
Percentage of datation errors per profile



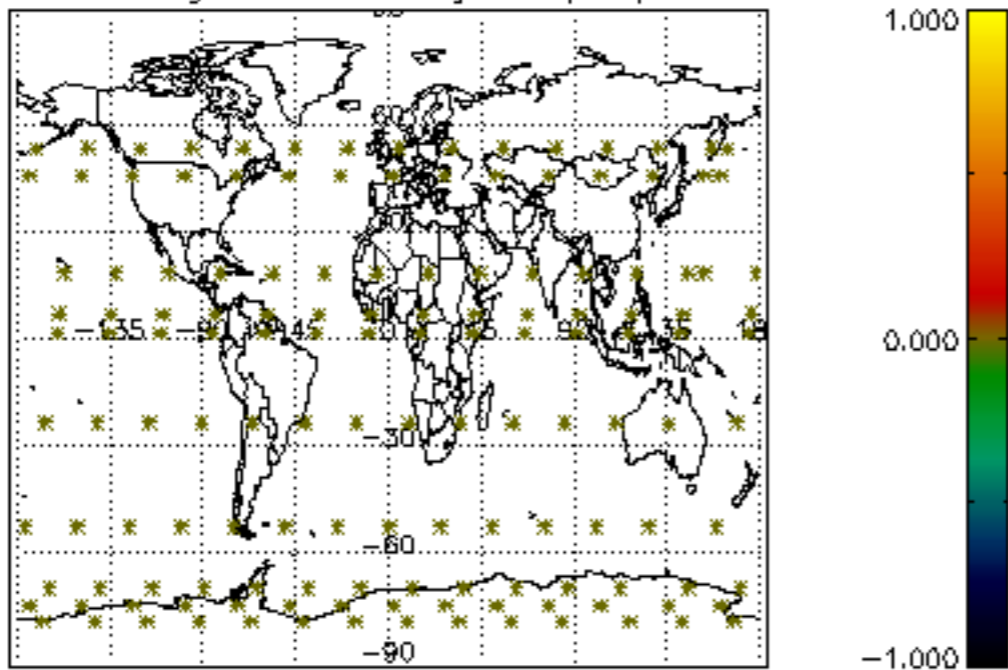
Percentage of star falling outside central band per profile



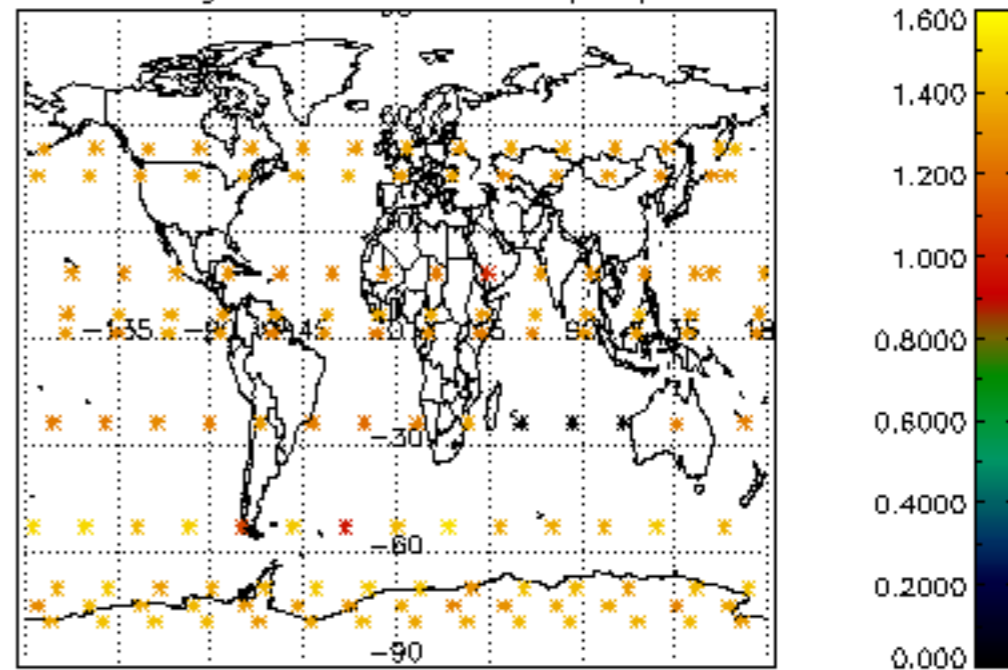
Percentage of saturation errors per profile



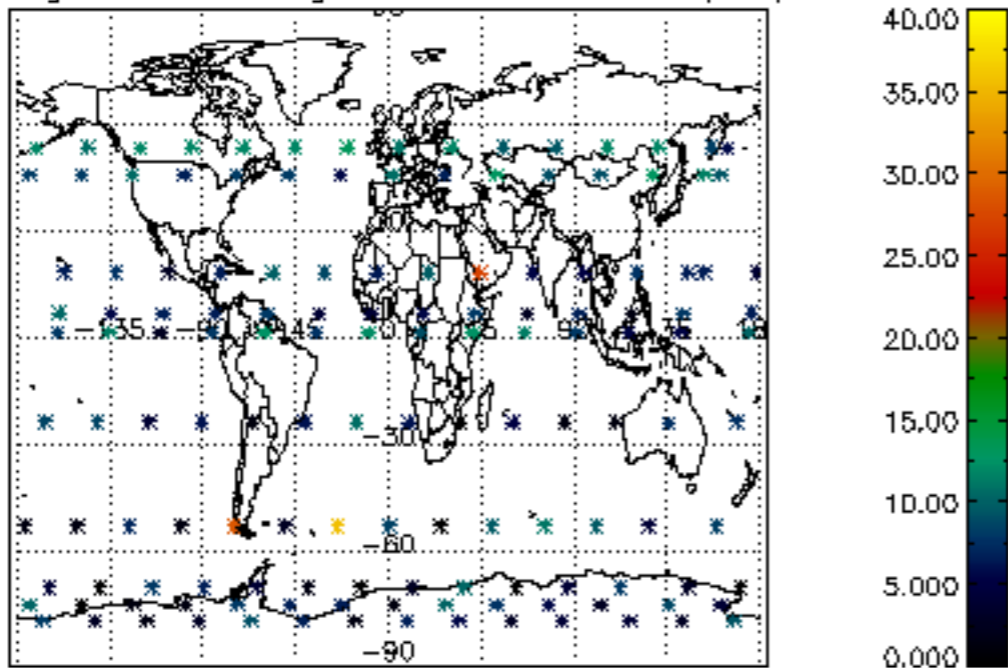
Percentage of cosmic ray hits per profile



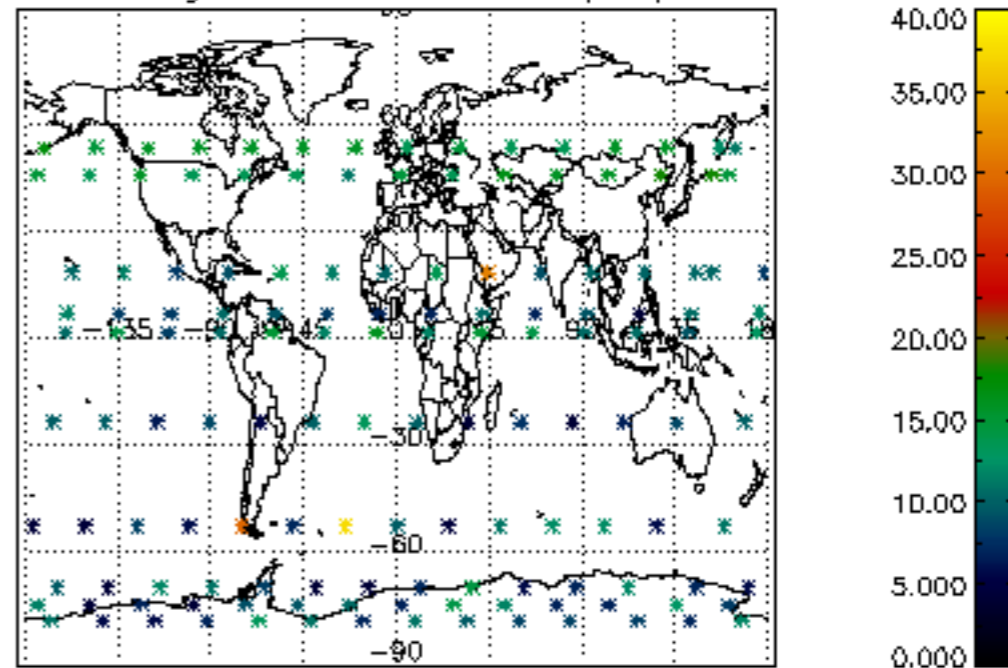
Percentage of datation errors per profile

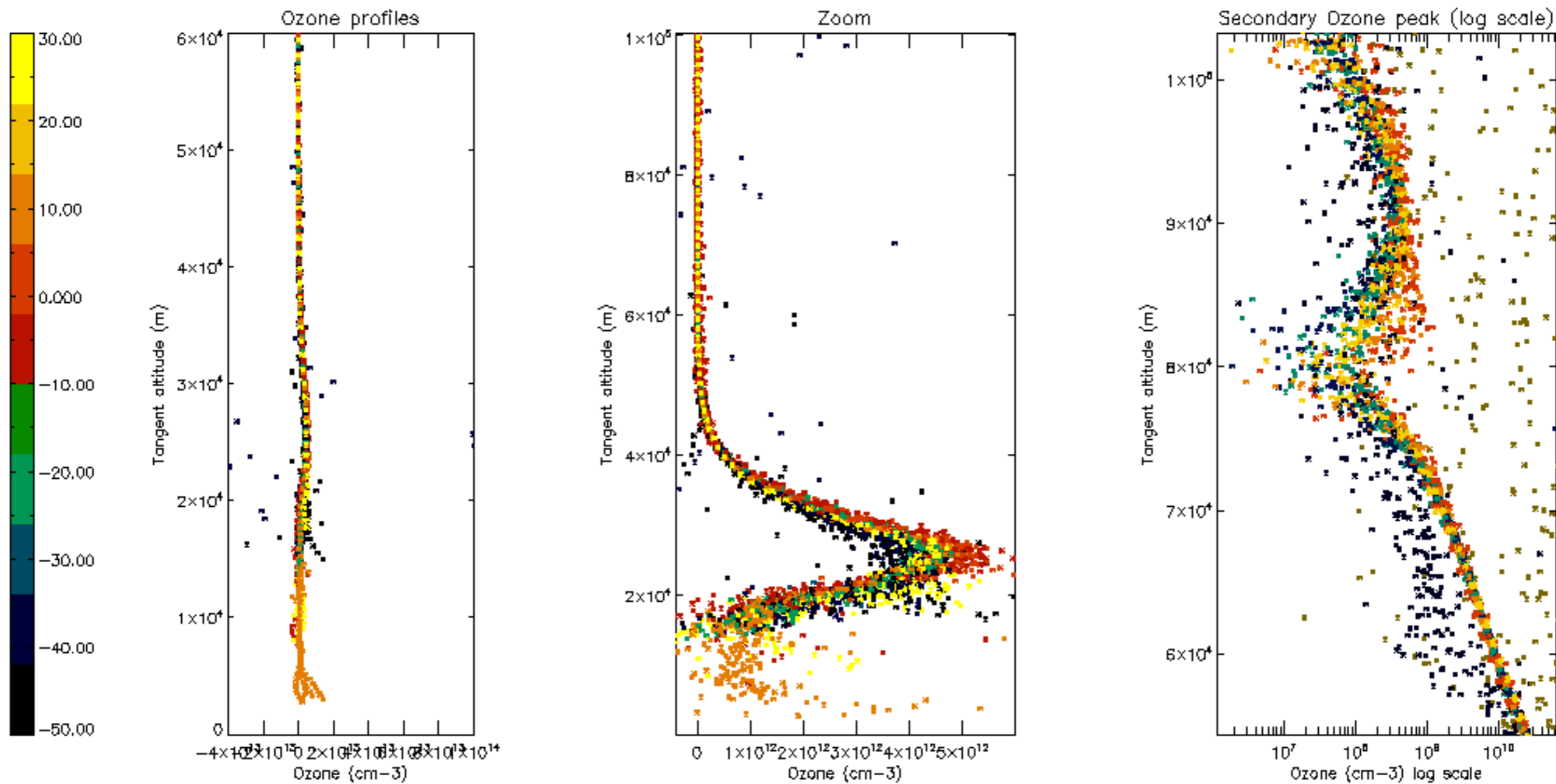


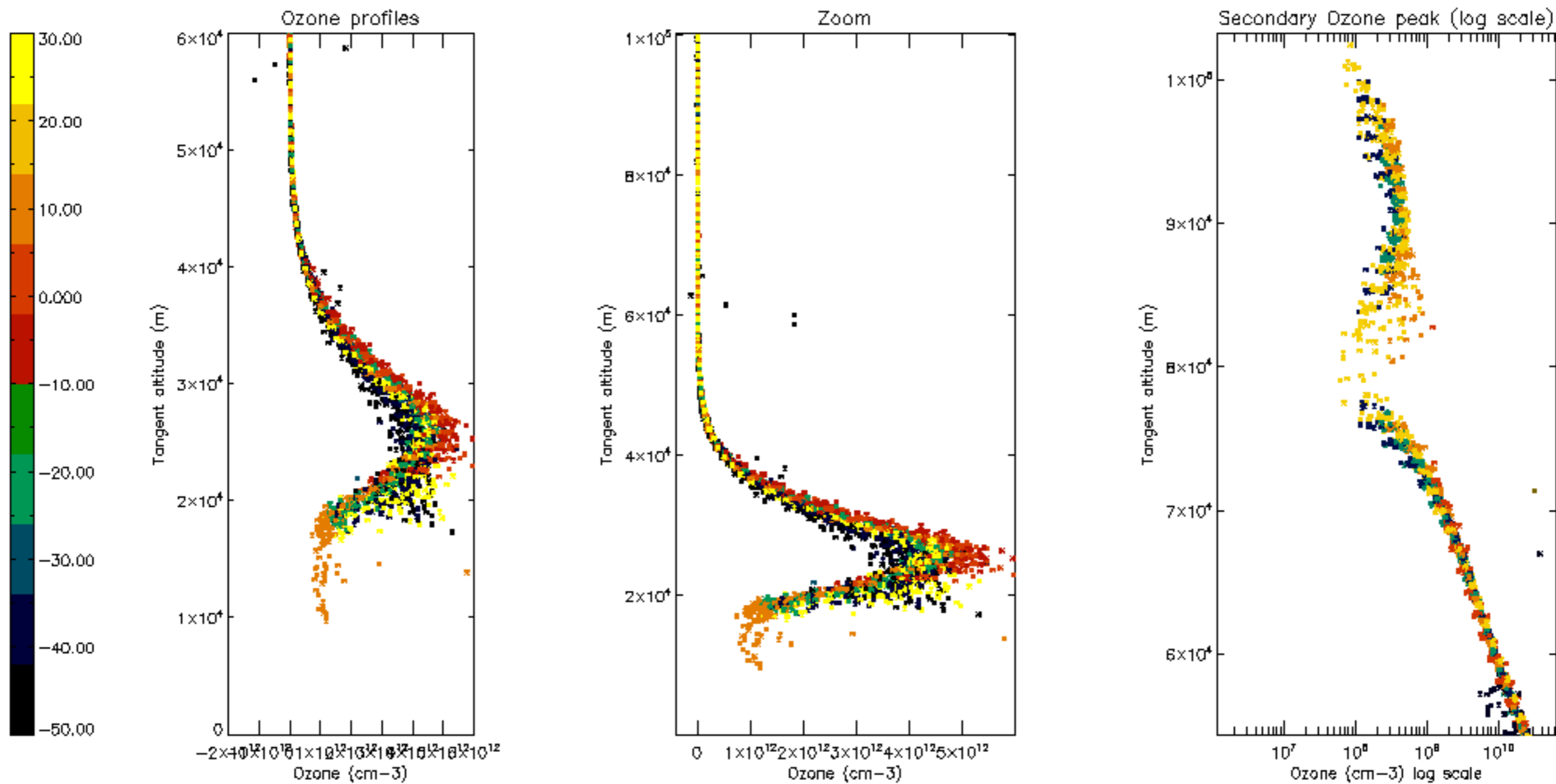
Percentage of star falling outside central band per profile

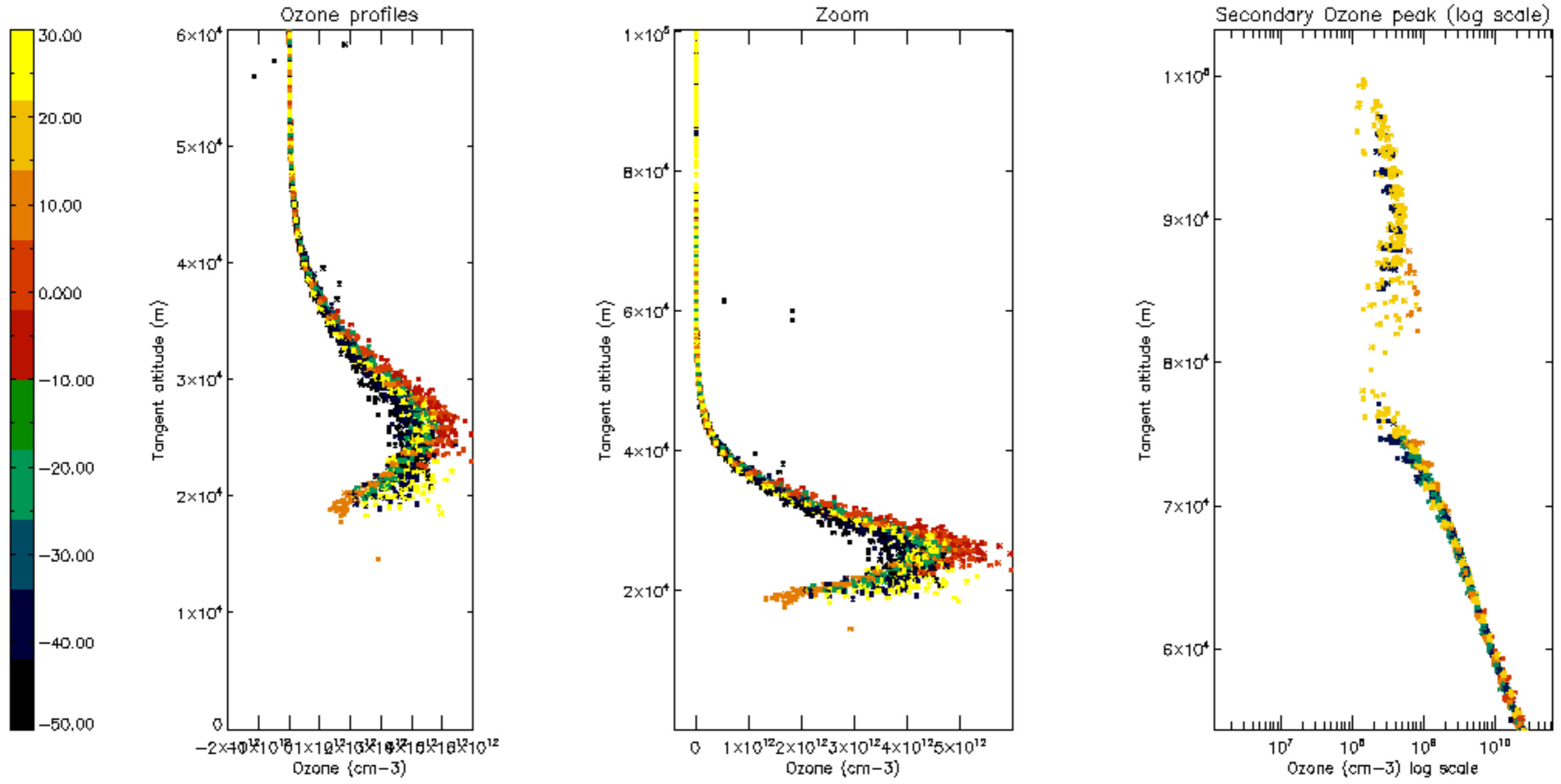


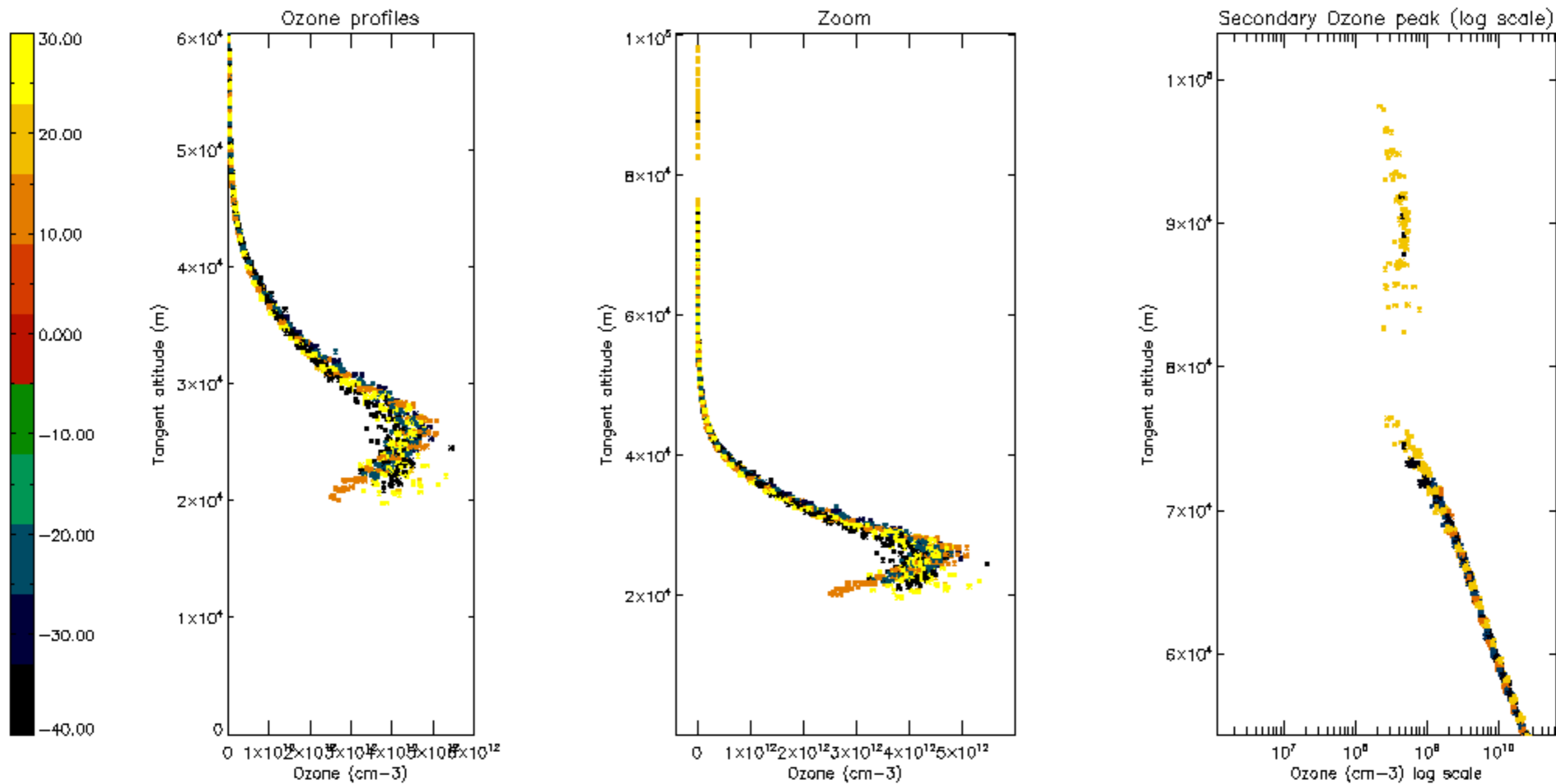
Percentage of saturation errors per profile

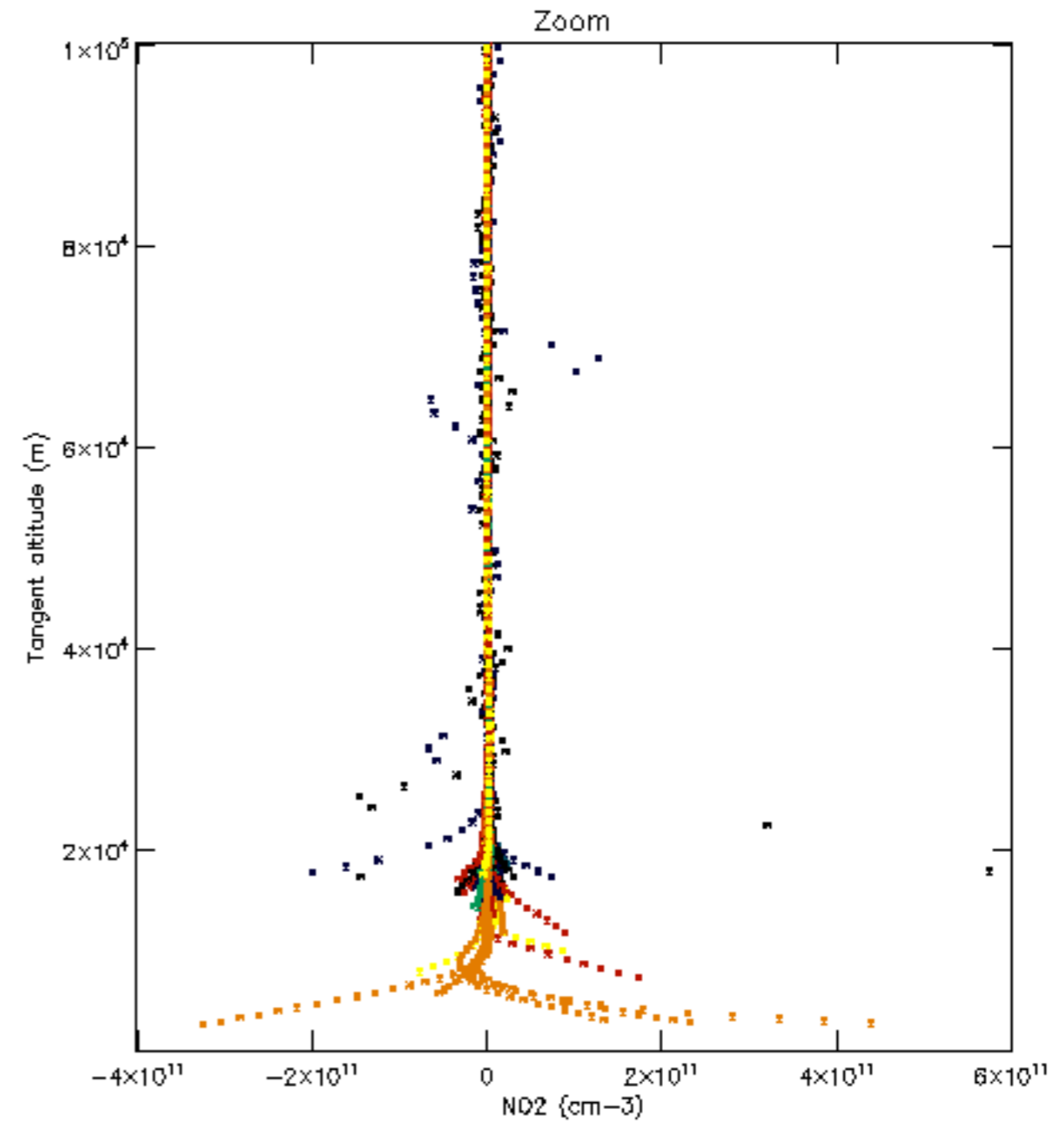
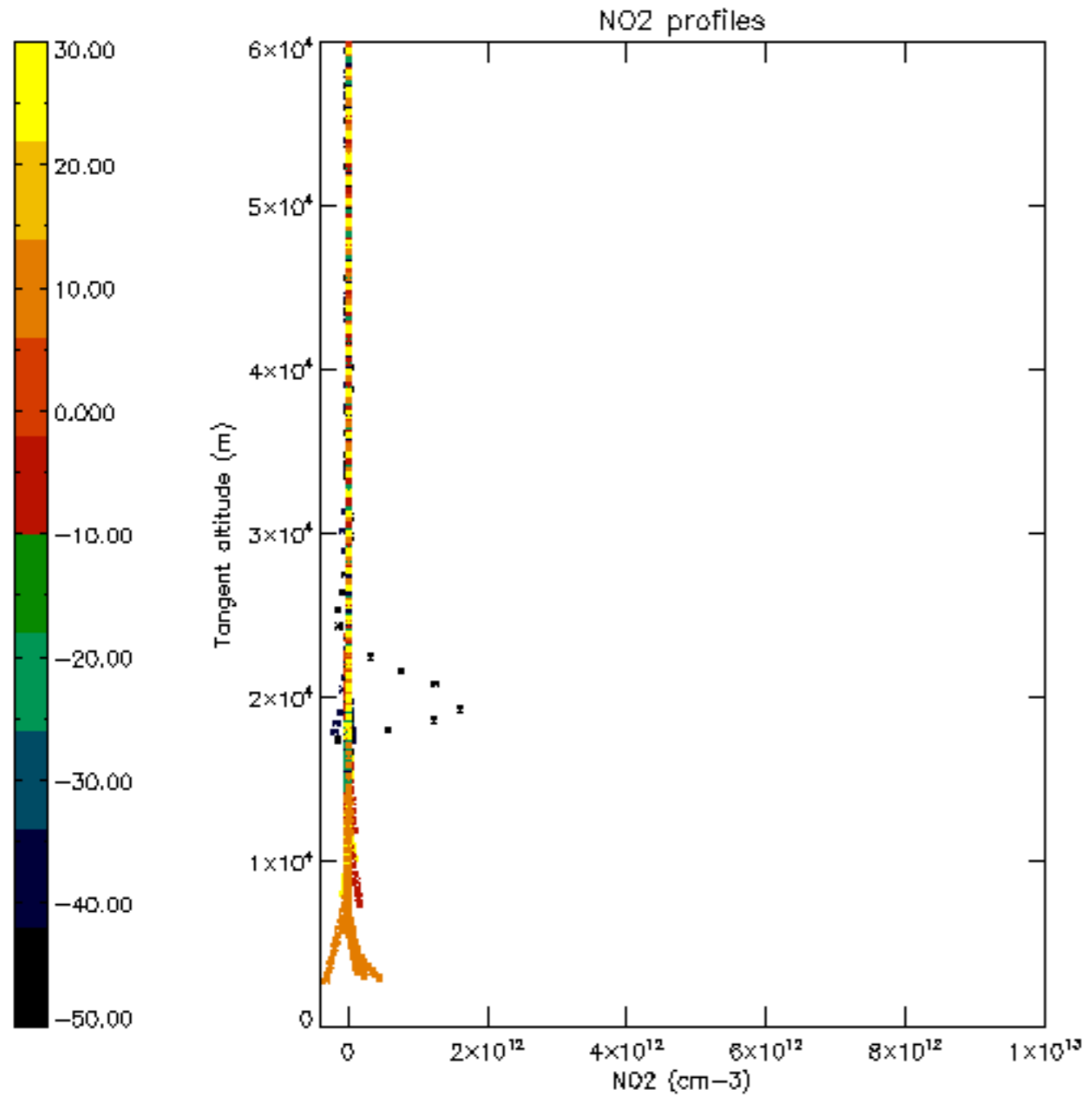


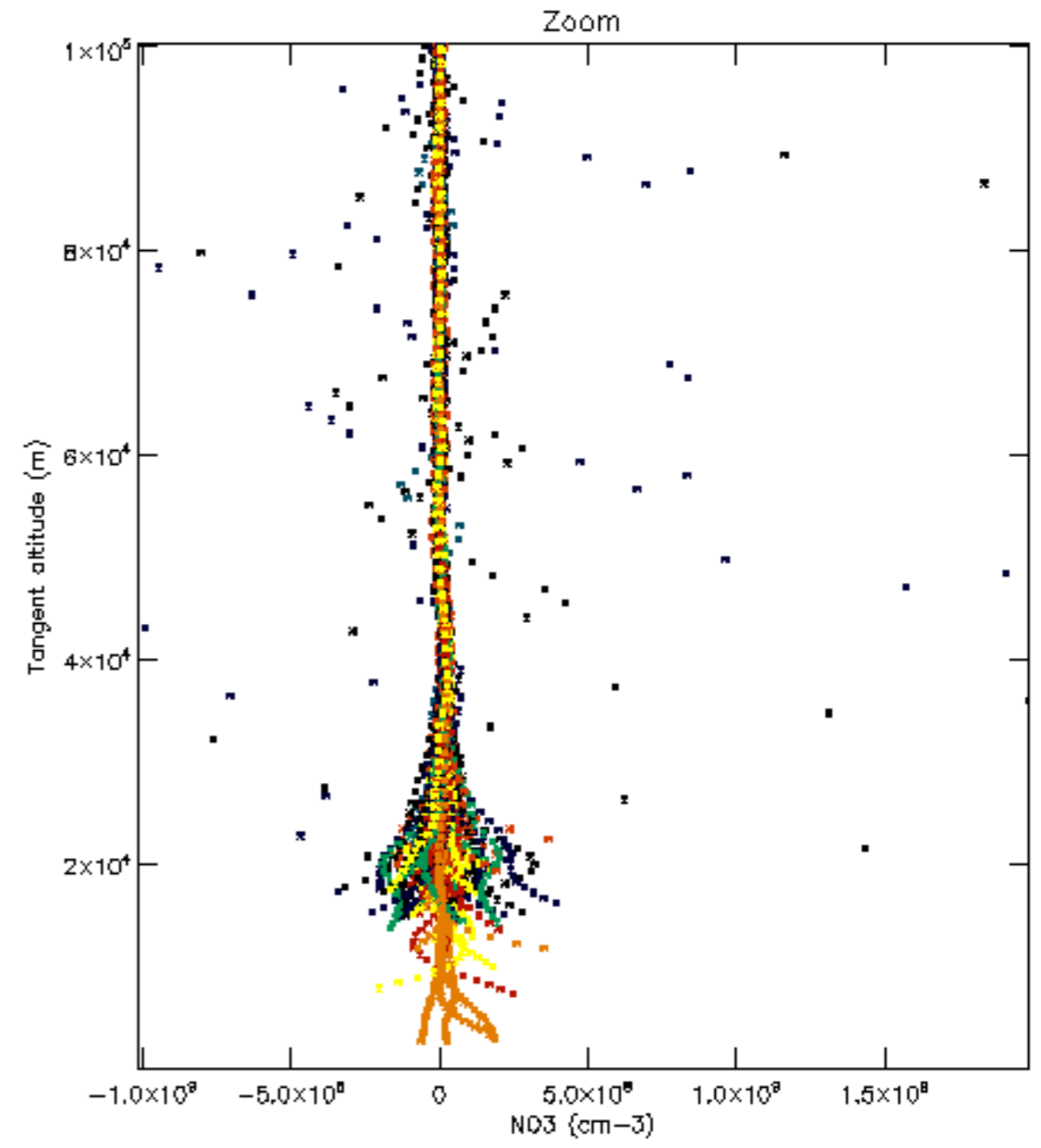
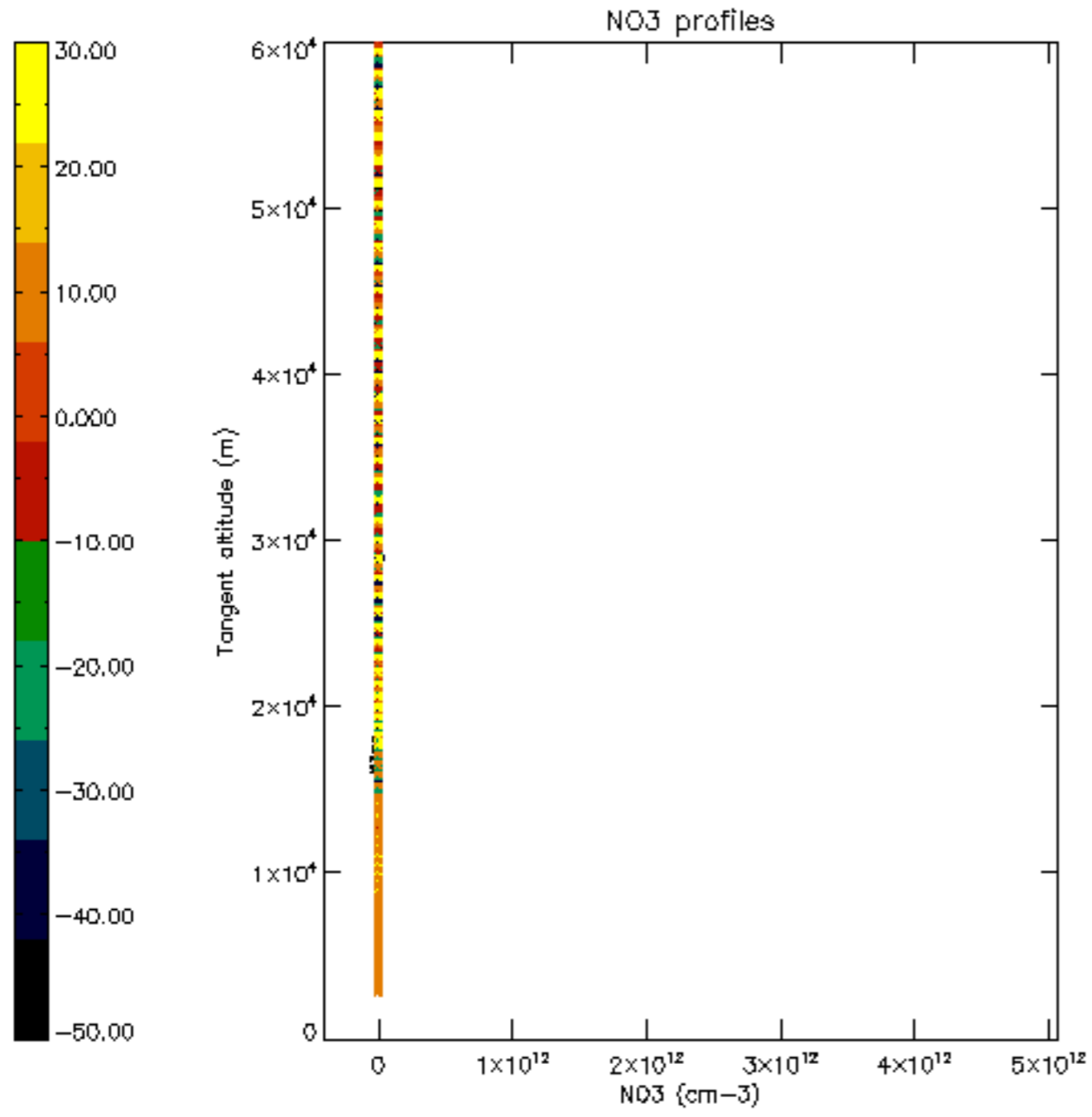


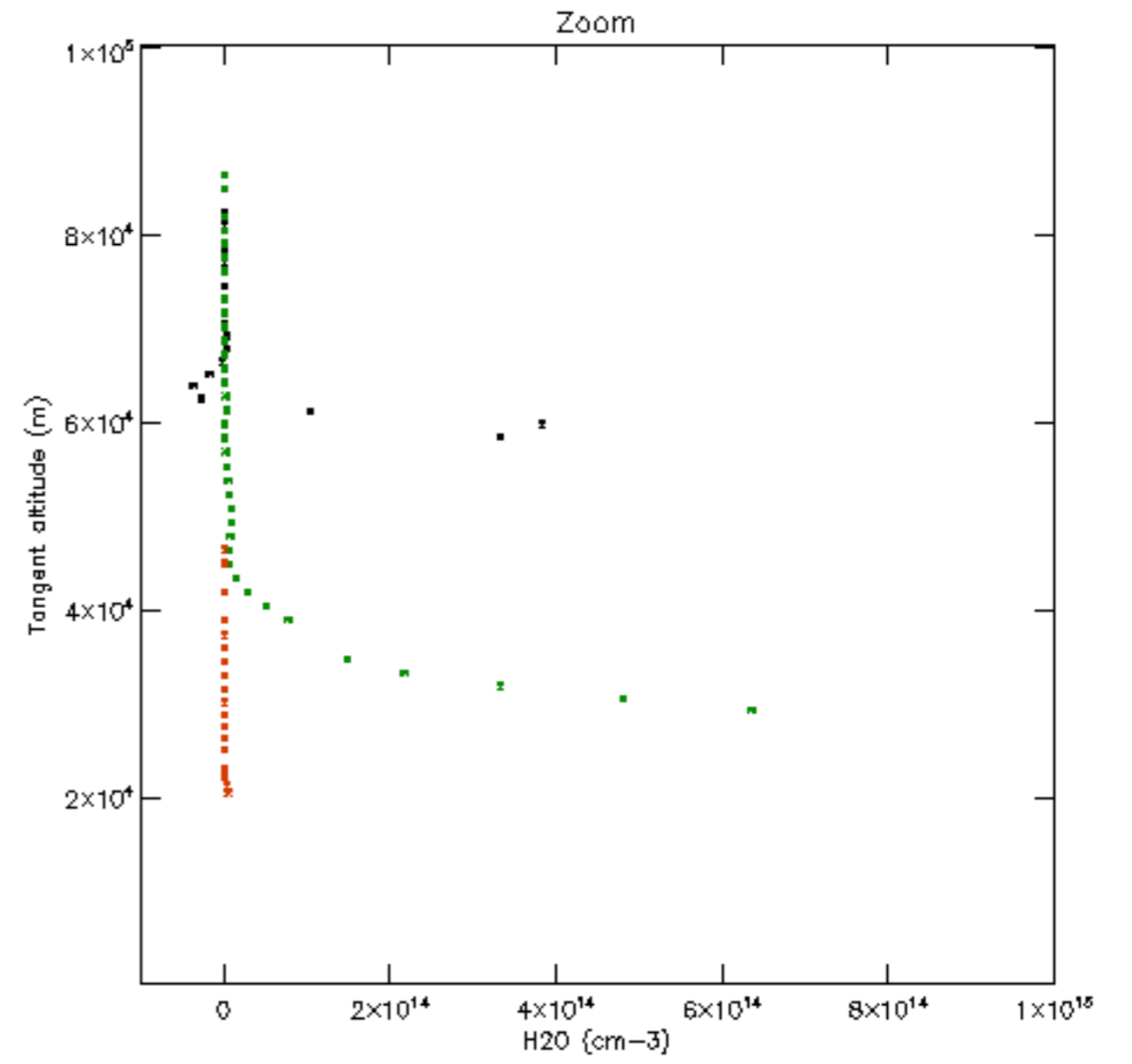
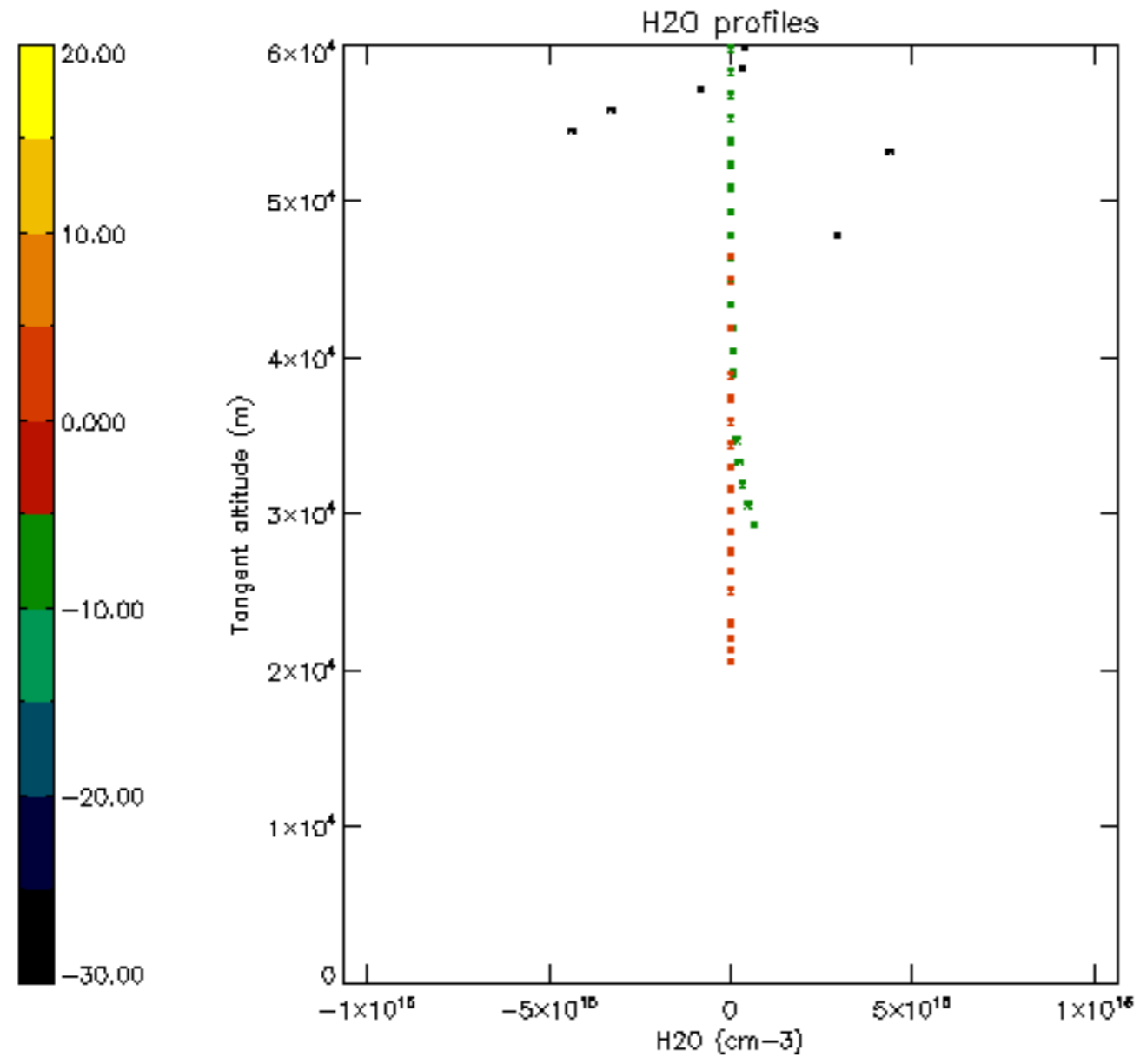


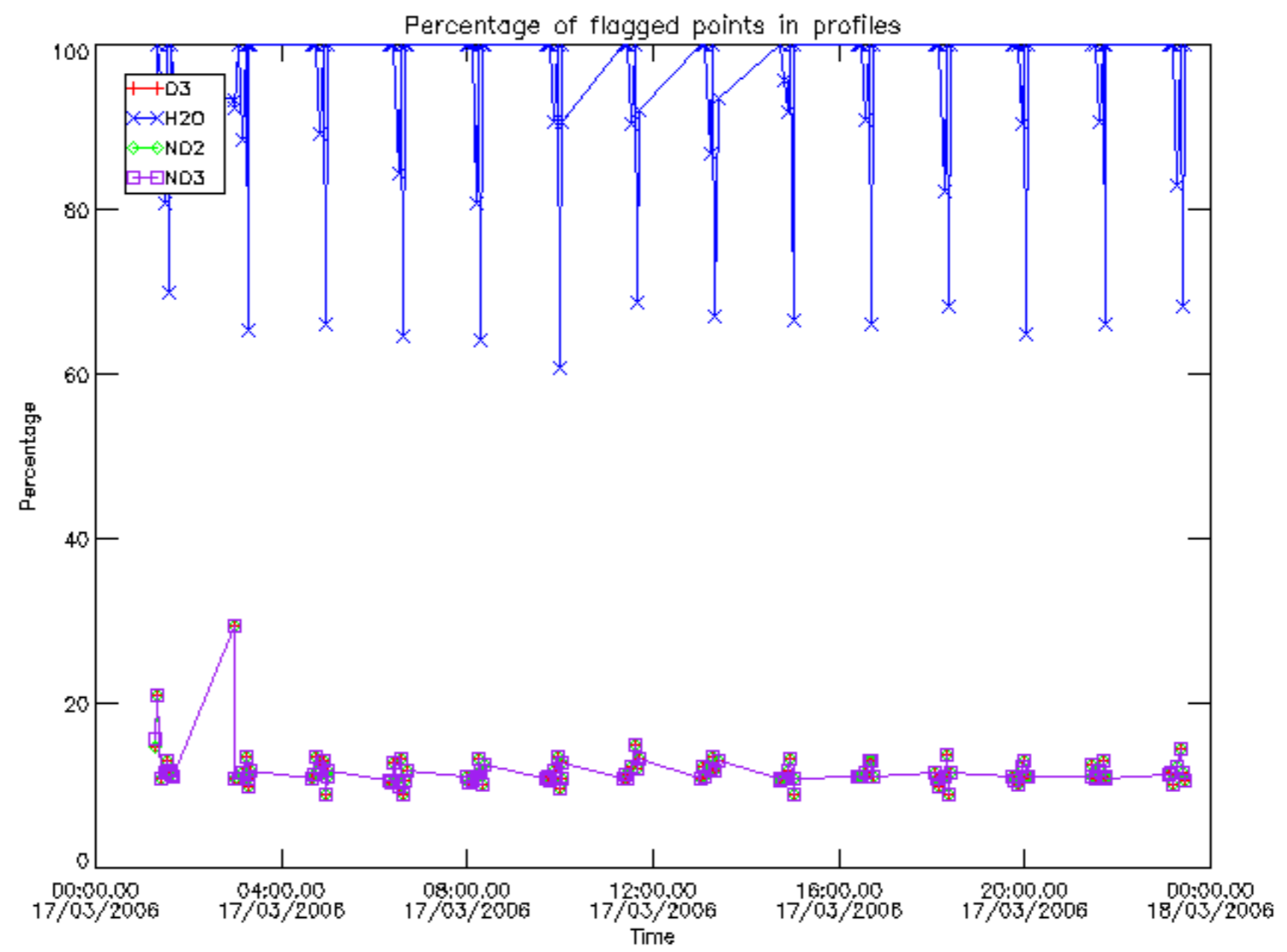




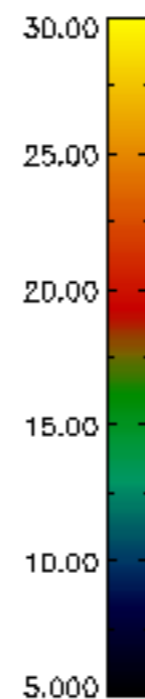
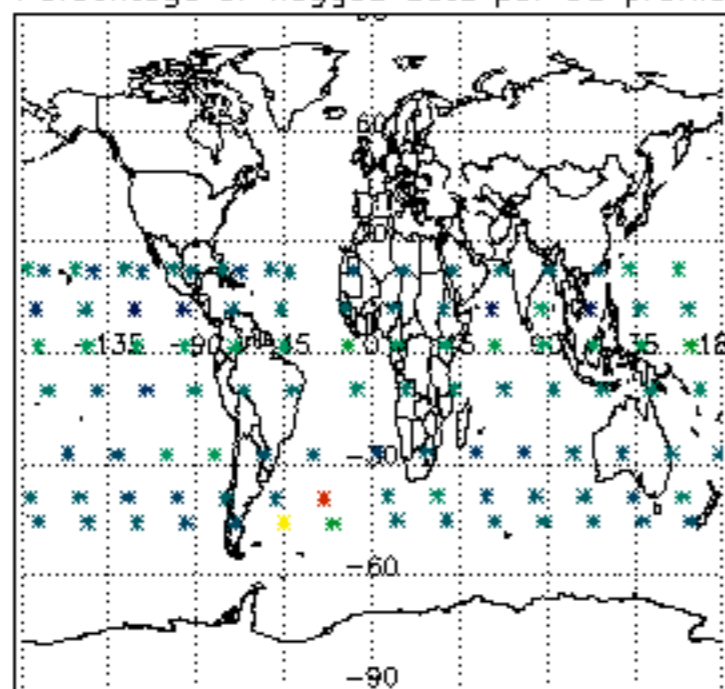




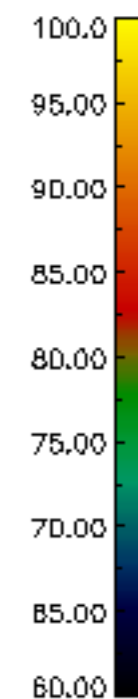
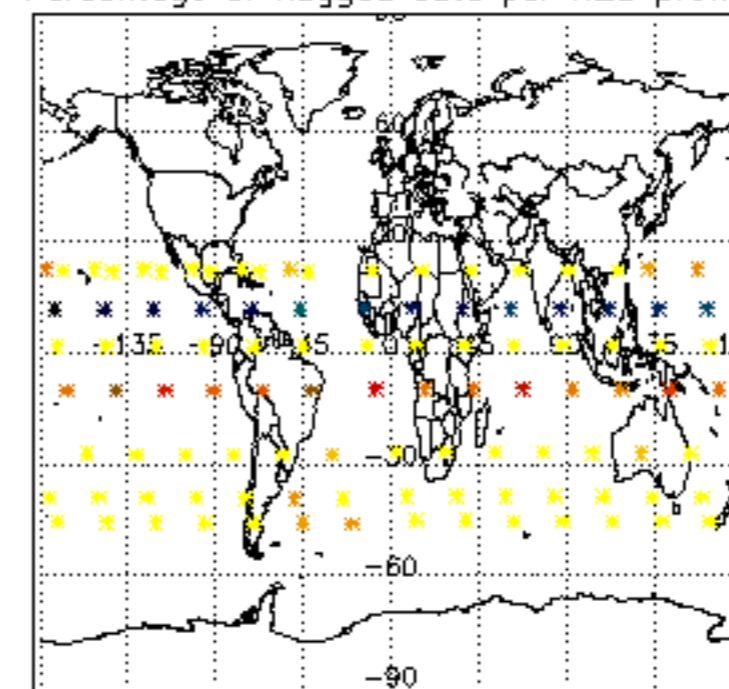




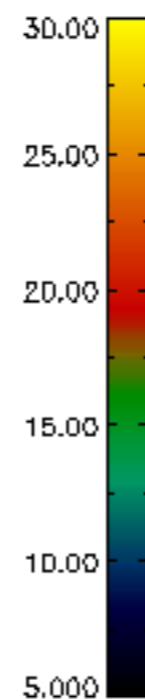
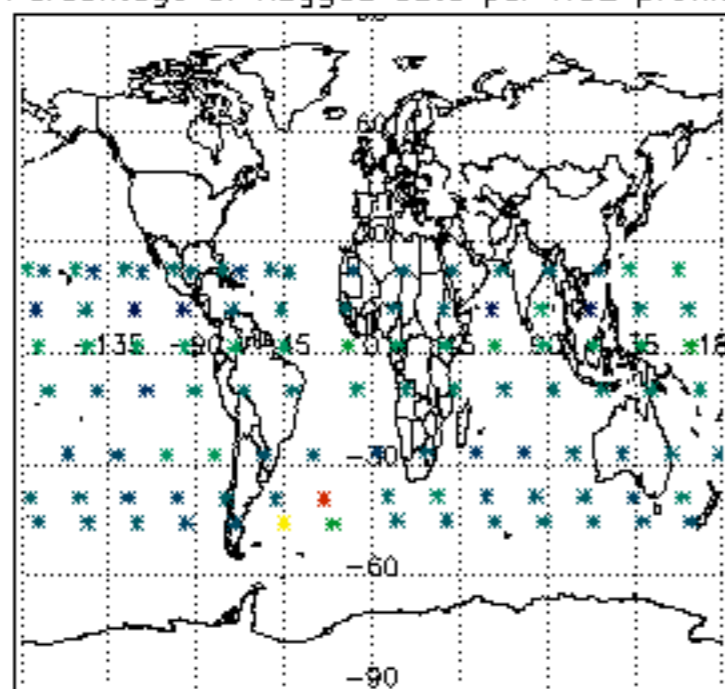
Percentage of flagged data per D3 profile



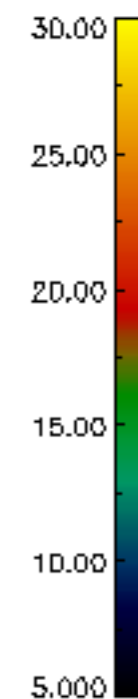
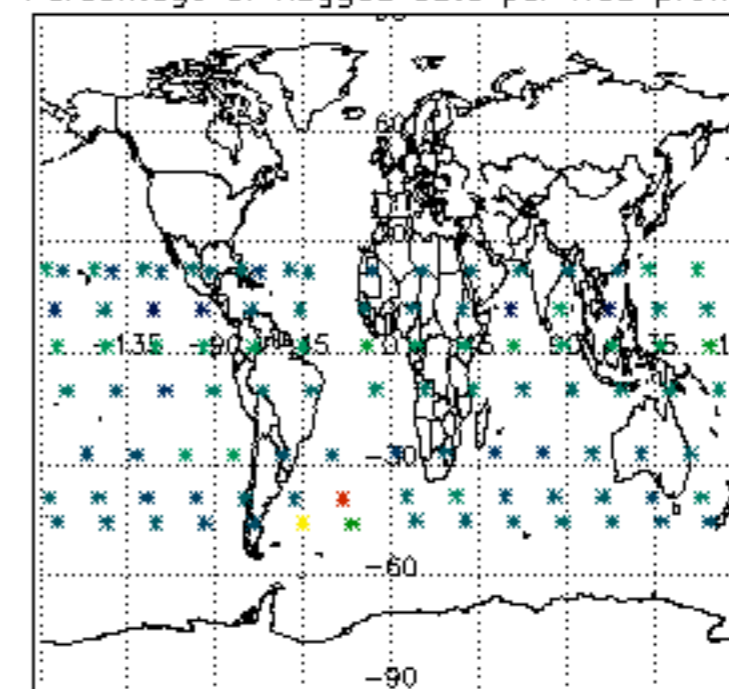
Percentage of flagged data per H2O profile

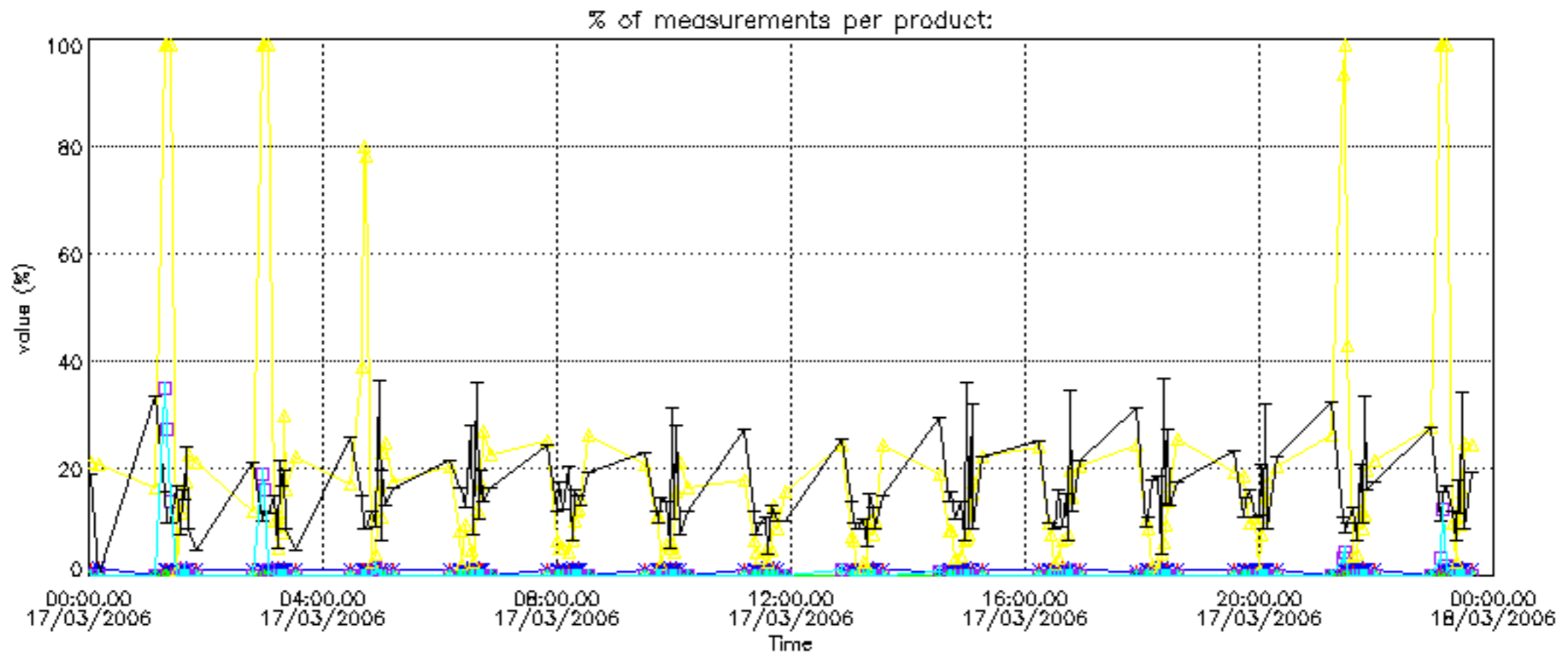
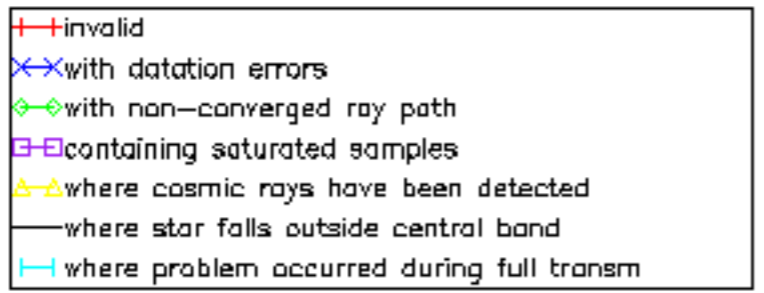


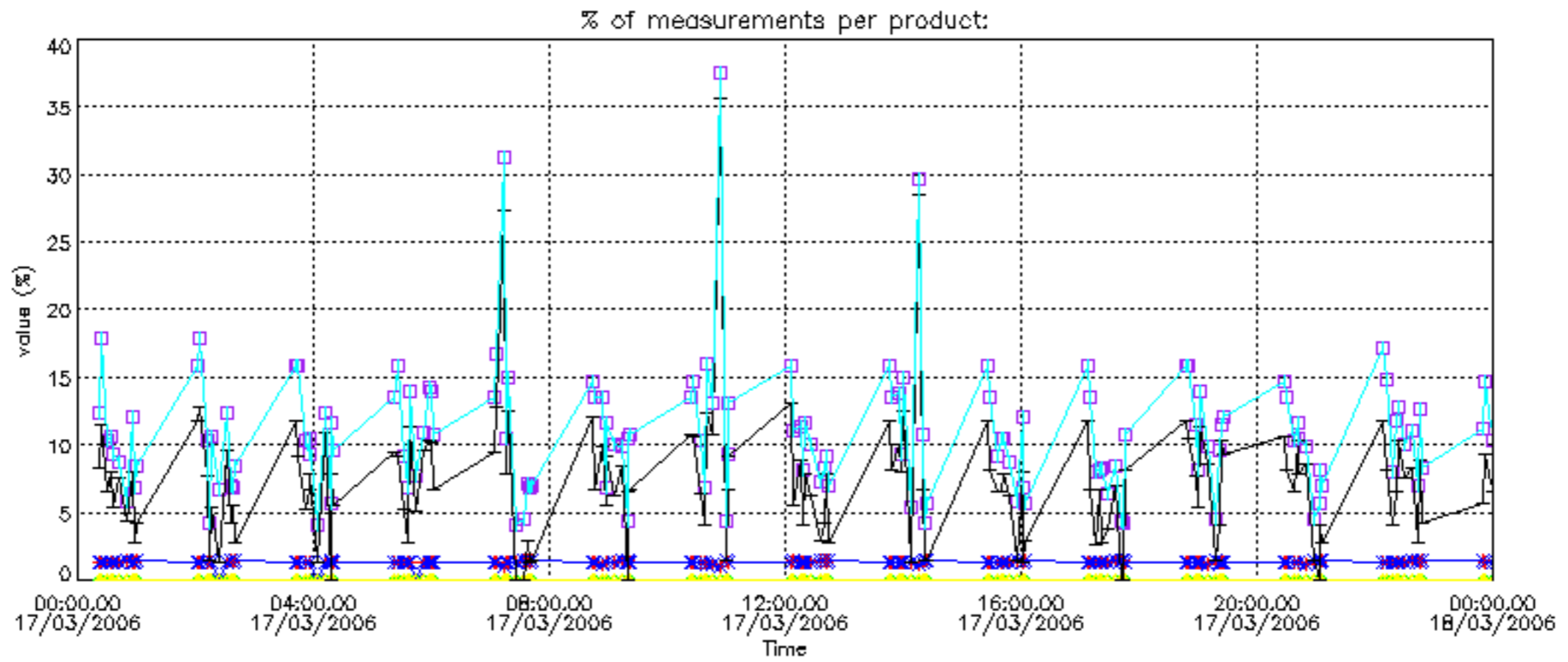
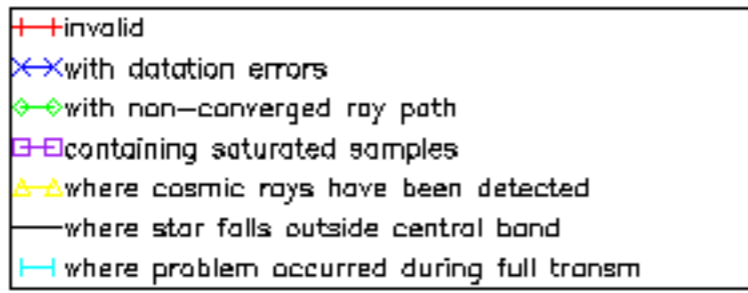
Percentage of flagged data per NO2 profile



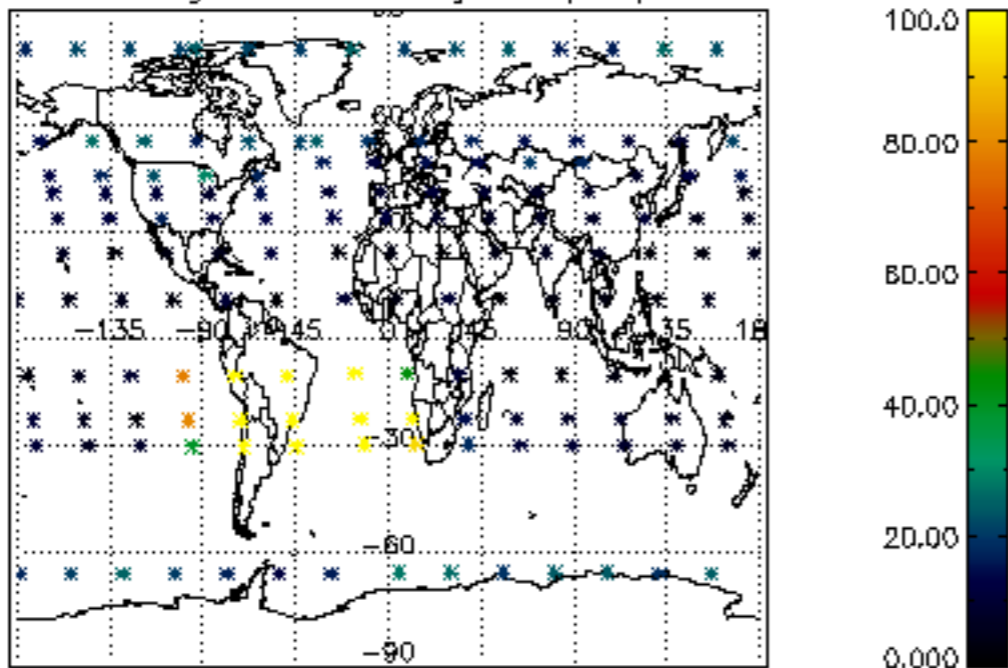
Percentage of flagged data per NO3 profile



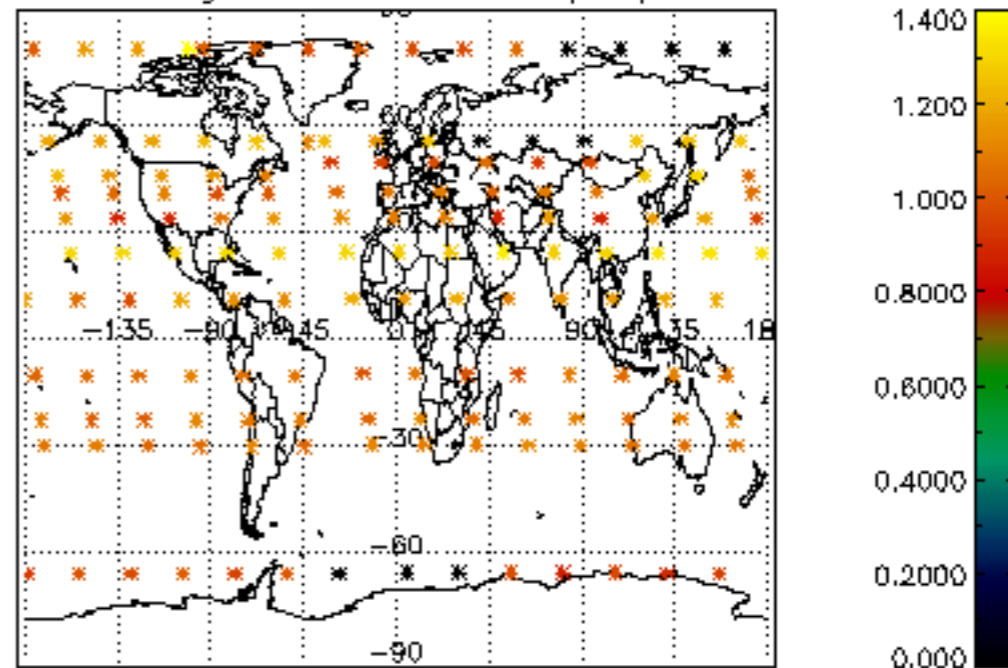




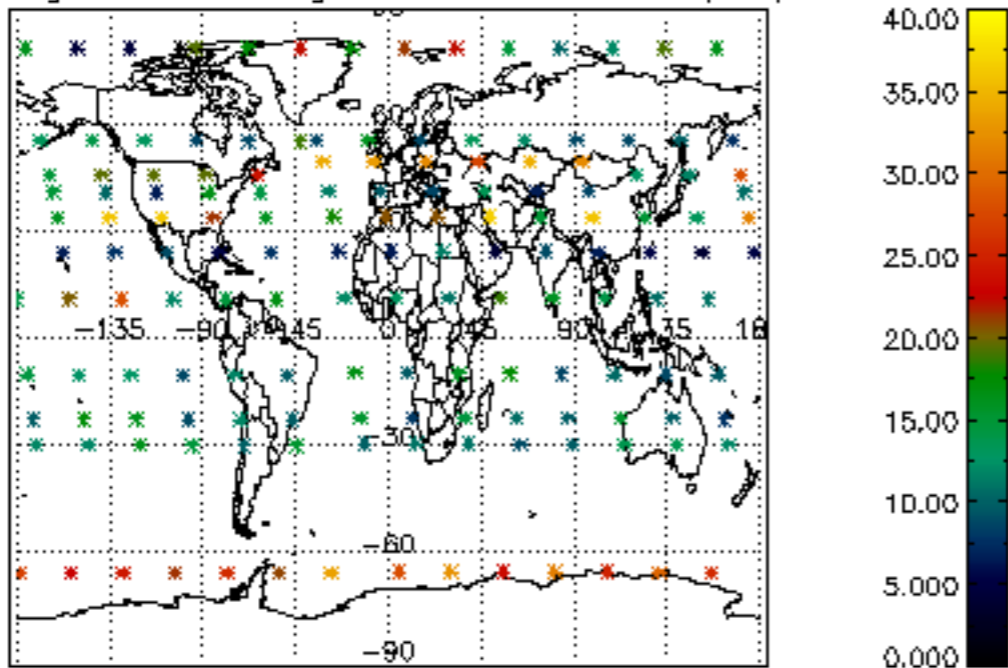
Percentage of cosmic ray hits per profile



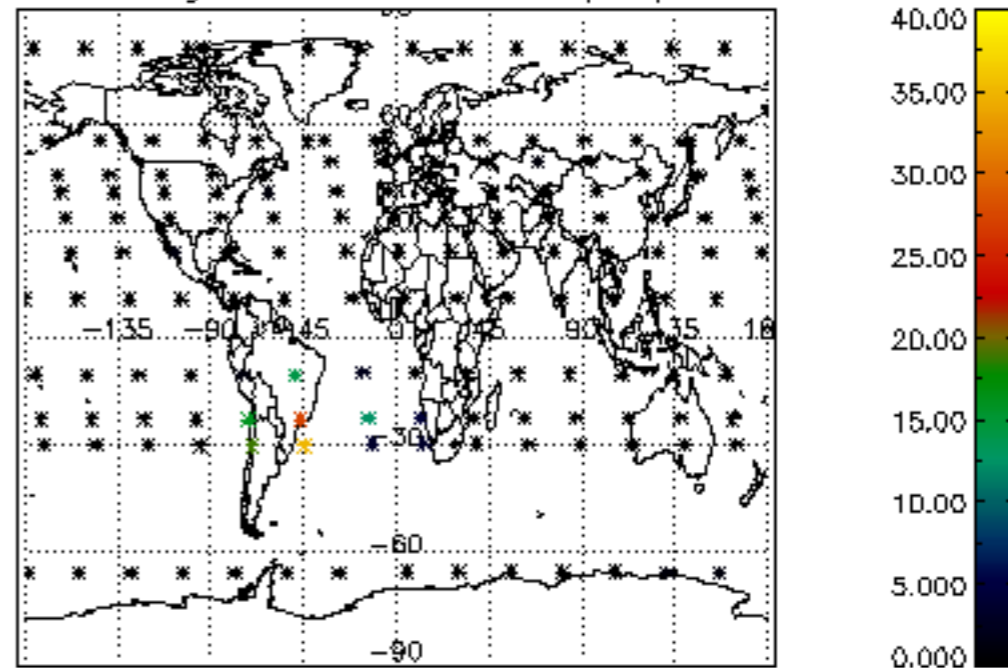
Percentage of datation errors per profile



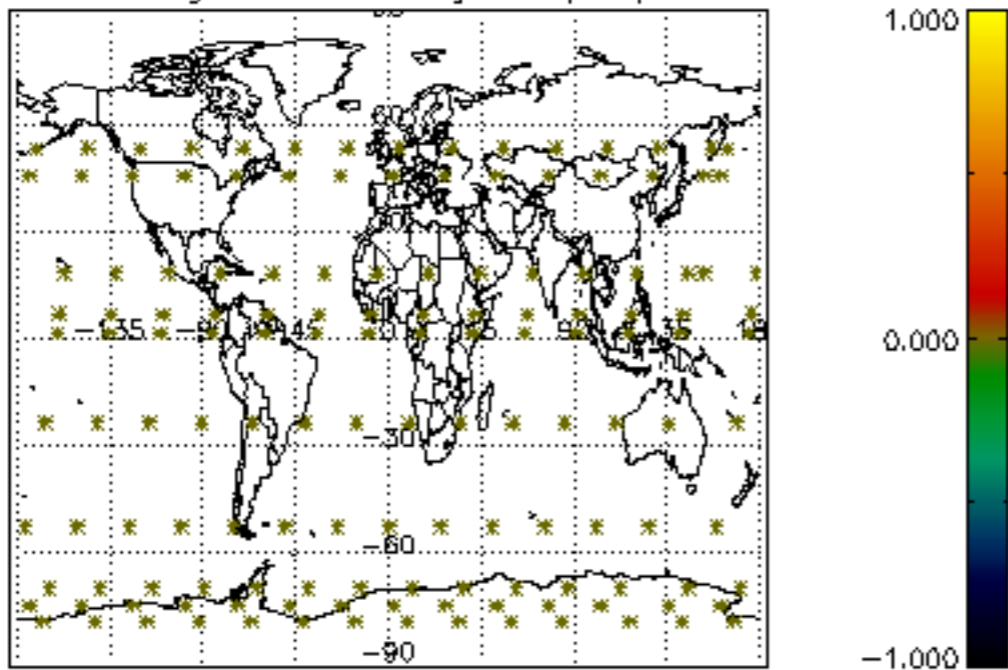
Percentage of star falling outside central band per profile



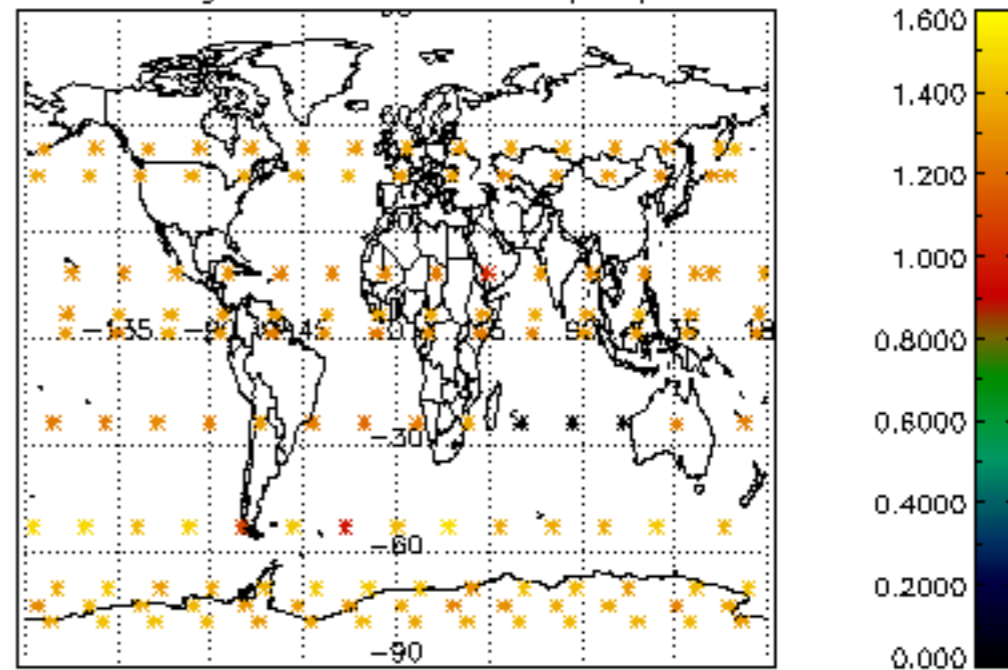
Percentage of saturation errors per profile



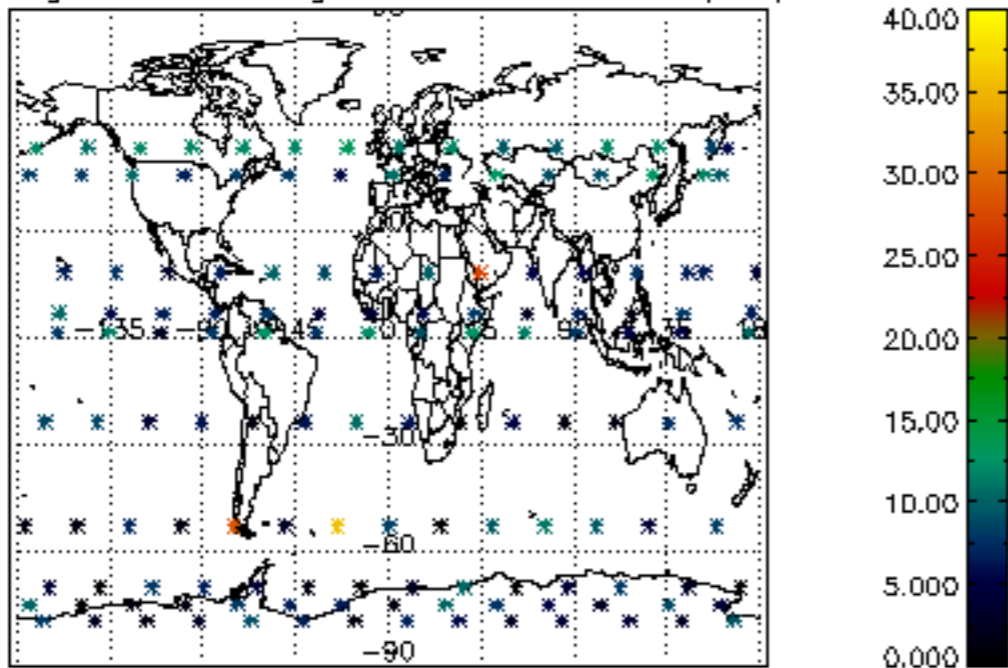
Percentage of cosmic ray hits per profile



Percentage of datation errors per profile



Percentage of star falling outside central band per profile



Percentage of saturation errors per profile

