

# GOMOS Level 2 Daily Report

## SUMMARY

### [1. General Info](#)

### [2. Summary of processed GOM\\_NL\\_2P products](#)

### [3. Level 2 Quality information per product](#)

#### [3.1 Plot of level 2 quality information per product \(time dependant\)](#)

#### [3.2 Plot of level 2 quality information per product \(world map\)](#)

### [4. Level 1 Quality information per product \(stored on level 2 products\)](#)

#### [4.1 Plot of level 1 quality information per product \(time dependant\)](#)

##### [4.1.1 Plot of level 1 quality information per product \(time dependant\): ASCENDING](#)

##### [4.1.2 Plot of level 1 quality information per product \(time dependant\): DESCENDING](#)

#### [4.2 Plot of level 1 quality information per product \(world map\)](#)

##### [4.2.1 Plot of level 1 quality information per product \(world map\): ASCENDING](#)

##### [4.2.2 Plot of level 1 quality information per product \(world map\): DESCENDING](#)

### [5. Ozone profiles based on quality statistics and other trace gas profiles](#)

#### [5.1 Ozone statistics based on quality of products](#)

#### [5.2 Plot ozone profiles for all STD \(dark without errors\)](#)

#### [5.3 Plot ozone profiles where STD < 20% \(dark without errors\)](#)

#### [5.4. Plot ozone profiles where STD < 10% \(dark without errors\)](#)

#### [5.5. Plot ozone profiles where STD < 5% \(dark without errors\)](#)

#### [5.6 Plot NO2 profiles for all STD \(dark without errors\)](#)

#### [5.7 Plot NO3 profiles for all STD \(dark without errors\)](#)

#### [5.8 Plot H2O profiles \(only for occultations of stars 1,2,3,4,13,14,16,26,63 dark without errors\) for all STD](#)

### [6. Auxiliary Data Files used for the production reported in section 2](#)

This report presents the daily analysis on parameters extracted from GOMOS level 2 data (GOM\_NL\_\_2P). It is intended to monitor some important parameters that will impact the quality of these products. A list of level 2 products (and content) that have arrived during the reporting day to the PCF is also given.

Item	Value
Time of report generation	22APR2013 16:43:31
Data source version	GOMOS/6.01
Start time of products	15-03-2006 (15MAR2006 00:00:00)
Stop time of products	16-03-2006 (16MAR2006 00:00:00)
Store outputs in DB	Yes
Nb of level 2 prods	278
Nb of prods with errors	0

## 2. Summary of processed GOM\_NL\_\_2P products.

Nr	Filename	UTC Start time	Limb	Duration	Star Id	Star Name	Star Mag	Star Temp	Nb Meas	Orbit	Prod. error
1	GOM_NL__2PRFIN20060315_004539_000000482046_00016_21112_8228.N1	15-MAR-2006 00:45:39	Dark	48.000	38	20Eps Sgr	1.8360	11000.	96	21112	No
2	GOM_NL__2PRFIN20060315_005144_000000522046_00017_21113_8228.N1	15-MAR-2006 00:51:44	Dark	51.500	141	Bet Ara	2.8400	4600.0	103	21113	No
3	GOM_NL__2PRFIN20060315_005529_000000372046_00017_21113_8229.N1	15-MAR-2006 00:55:29	Dark	37.000	134	Bet TrA	2.8100	6600.0	74	21113	No
4	GOM_NL__2PRFIN20060315_005813_000000442046_00017_21113_8230.N1	15-MAR-2006 00:58:13	Dark	43.500	4	Alp1Cen	-0.010000	5800.0	87	21113	No
5	GOM_NL__2PRFIN20060315_005926_000000422046_00017_21113_8231.N1	15-MAR-2006 00:59:26	Dark	41.500	10	Bet Cen	0.61000	28000.	83	21113	No
6	GOM_NL__2PRFIN20060315_010142_000000462046_00017_21113_8232.N1	15-MAR-2006 01:01:42	Dark	46.000	20	Bet Cru	1.2530	30000.	92	21113	No
7	GOM_NL__2PRFIN20060315_010424_000000442046_00017_21113_8233.N1	15-MAR-2006 01:04:24	Straylight	44.000	64	Gam Cen	2.2000	10600.	88	21113	No
8	GOM_NL__2PRFIN20060315_012414_000000382046_00017_21113_8234.N1	15-MAR-2006 01:24:14	Bright	38.000	22	32Alp Leo	1.3600	15200.	76	21113	No
9	GOM_NL__2PRFIN20060315_012631_000000402046_00017_21113_8235.N1	15-MAR-2006 01:26:31	Bright	39.500	51	41Gam1Leo	2.0100	4500.0	79	21113	No
10	GOM_NL__2PRFIN20060315_013422_000000392046_00017_21113_8236.N1	15-MAR-2006 01:34:22	Bright	38.500	174	52Psi UMa	3.0040	4400.0	77	21113	No
11	GOM_NL__2PRFIN20060315_013732_000000362046_00017_21113_8237.N1	15-MAR-2006 01:37:32	Bright	35.500	82	48Bet UMa	2.3650	10600.	71	21113	No
12	GOM_NL__2PRFIN20060315_013900_000000382046_00017_21113_8238.N1	15-MAR-2006 01:39:00	Bright	38.000	36	50Alp UMa	1.8000	6300.0	76	21113	No
13	GOM_NL__2PRFIN20060315_014620_000000332046_00017_21113_8239.N1	15-MAR-2006 01:46:20	Bright	33.000	49	1Alp UMi	1.9900	6300.0	66	21113	No
14	GOM_NL__2PRFIN20060315_015406_000000352046_00017_21113_8240.N1	15-MAR-2006 01:54:06	Bright	35.000	89	5Alp Cep	2.4510	8000.0	70	21113	No
15	GOM_NL__2PRFIN20060315_015913_000000382046_00017_21113_8241.N1	15-MAR-2006 01:59:13	Bright	37.500	19	50Alp Cyg	1.2460	10500.	75	21113	No
16	GOM_NL__2PRFIN20060315_020047_000000382046_00017_21113_8242.N1	15-MAR-2006 02:00:47	Bright	38.000	66	37Gam Cyg	2.2080	5900.0	76	21113	No
17	GOM_NL__2PRFIN20060315_020229_000000372046_00017_21113_8243.N1	15-MAR-2006 02:02:29	Bright	36.500	92	53Eps Cyg	2.5000	4500.0	73	21113	No
18	GOM_NL__2PRFIN20060315_021044_000000522046_00017_21113_8244.N1	15-MAR-2006 02:10:44	Twilight_stray	51.500	11	53Alp Aql	0.76500	8000.0	103	21113	No
19	GOM_NL__2PRFIN20060315_022048_000000462046_00017_21113_8245.N1	15-MAR-2006 02:20:48	Dark	45.500	155	41Pi Sgr	2.9000	6600.0	91	21113	No
20	GOM_NL__2PRFIN20060315_022250_000000452046_00017_21113_8246.N1	15-MAR-2006 02:22:50	Dark	45.000	57	34Sig Sgr	2.0660	26000.	90	21113	No
21	GOM_NL__2PRFIN20060315_022616_000000502046_00017_21113_8247.N1	15-MAR-2006 02:26:16	Dark	50.000	38	20Eps Sgr	1.8360	11000.	100	21113	No
22	GOM_NL__2PRFIN20060315_023221_000000452046_00018_21114_8228.N1	15-MAR-2006 02:32:21	Dark	44.500	141	Bet Ara	2.8400	4600.0	89	21114	No
23	GOM_NL__2PRFIN20060315_023605_000000402046_00018_21114_8229.N1	15-MAR-2006 02:36:05	Dark	40.000	134	Bet TrA	2.8100	6600.0	80	21114	No
24	GOM_NL__2PRFIN20060315_023849_000000502046_00018_21114_8230.N1	15-MAR-2006 02:38:49	Dark	49.500	4	Alp1Cen	-0.010000	5800.0	99	21114	No
25	GOM_NL__2PRFIN20060315_024003_000000492046_00018_21114_8231.N1	15-MAR-2006 02:40:03	Dark	49.000	10	Bet Cen	0.61000	28000.	98	21114	No
26	GOM_NL__2PRFIN20060315_024219_000000472046_00018_21114_8232.N1	15-MAR-2006 02:42:19	Dark	46.500	20	Bet Cru	1.2530	30000.	93	21114	No
27	GOM_NL__2PRFIN20060315_024500_000000422046_00018_21114_8233.N1	15-MAR-2006 02:45:00	Straylight	42.000	64	Gam Cen	2.2000	10600.	84	21114	No
28	GOM_NL__2PRFIN20060315_030450_000000382046_00018_21114_8234.N1	15-MAR-2006 03:04:50	Bright	37.500	22	32Alp Leo	1.3600	15200.	75	21114	No
29	GOM_NL__2PRFIN20060315_030707_000000382046_00018_21114_8235.N1	15-MAR-2006 03:07:07	Bright	37.500	51	41Gam1Leo	2.0100	4500.0	75	21114	No
30	GOM_NL__2PRFIN20060315_031457_000000392046_00018_21114_8236.N1	15-MAR-2006 03:14:57	Bright	38.500	174	52Psi UMa	3.0040	4400.0	77	21114	No
31	GOM_NL__2PRFIN20060315_031807_000000372046_00018_21114_8237.N1	15-MAR-2006 03:18:07	Bright	37.000	82	48Bet UMa	2.3650	10600.	74	21114	No
32	GOM_NL__2PRFIN20060315_031936_000000392046_00018_21114_8238.N1	15-MAR-2006 03:19:36	Bright	39.000	36	50Alp UMa	1.8000	6300.0	78	21114	No
33	GOM_NL__2PRFIN20060315_032656_000000362046_00018_21114_8239.N1	15-MAR-2006 03:26:56	Bright	35.500	49	1Alp UMi	1.9900	6300.0	71	21114	No
34	GOM_NL__2PRFIN20060315_033442_000000362046_00018_21114_8240.N1	15-MAR-2006 03:34:42	Bright	36.000	89	5Alp Cep	2.4510	8000.0	72	21114	No
35	GOM_NL__2PRFIN20060315_033949_000000342046_00018_21114_8241.N1	15-MAR-2006 03:39:49	Bright	33.500	19	50Alp Cyg	1.2460	10500.	67	21114	No
36	GOM_NL__2PRFIN20060315_034123_000000372046_00018_21114_8242.N1	15-MAR-2006 03:41:23	Bright	36.500	66	37Gam Cyg	2.2080	5900.0	73	21114	No
37	GOM_NL__2PRFIN20060315_034305_000000352046_00018_21114_8243.N1	15-MAR-2006 03:43:05	Bright	35.000	92	53Eps Cyg	2.5000	4500.0	70	21114	No
38	GOM_NL__2PRFIN20060315_035120_000000502046_00018_21114_8244.N1	15-MAR-2006 03:51:20	Twilight_stray	49.500	11	53Alp Aql	0.76500	8000.0	99	21114	No
39	GOM_NL__2PRFIN20060315_040125_000000432046_00018_21114_8245.N1	15-MAR-2006 04:01:25	Dark	43.000	155	41Pi Sgr	2.9000	6600.0	86	21114	No
40	GOM_NL__2PRFIN20060315_040326_000000472046_00018_21114_8246.N1	15-MAR-2006 04:03:26	Dark	46.500	57	34Sig Sgr	2.0660	26000.	93	21114	No
41	GOM_NL__2PRFIN20060315_040653_000000532046_00018_21114_8247.N1	15-MAR-2006 04:06:53	Dark	53.000	38	20Eps Sgr	1.8360	11000.	106	21114	No
42	GOM_NL__2PRFIN20060315_041257_000000412046_00019_21115_8228.N1	15-MAR-2006 04:12:57	Dark	41.000	141	Bet Ara	2.8400	4600.0	82	21115	No

43	GOM_NL__2PRFIN20060315_041642_000000392046_00019_21115_8229.N1	15-MAR-2006 04:16:42	Dark	38.500	134	Bet TrA	2.8100	6600.0	77	21115	No
44	GOM_NL__2PRFIN20060315_041926_000000572046_00019_21115_8230.N1	15-MAR-2006 04:19:26	Dark	56.500	4	Alp1Cen	-0.010000	5800.0	113	21115	No
45	GOM_NL__2PRFIN20060315_042039_000000542046_00019_21115_8231.N1	15-MAR-2006 04:20:39	Dark	53.500	10	Bet Cen	0.61000	28000.	107	21115	No
46	GOM_NL__2PRFIN20060315_042255_000000432046_00019_21115_8232.N1	15-MAR-2006 04:22:55	Dark	42.500	20	Bet Cru	1.2530	30000.	85	21115	No
47	GOM_NL__2PRFIN20060315_042537_000000422046_00019_21115_8233.N1	15-MAR-2006 04:25:37	Straylight	41.500	64	Gam Cen	2.2000	10600.	83	21115	No
48	GOM_NL__2PRFIN20060315_044526_000000382046_00019_21115_8234.N1	15-MAR-2006 04:45:26	Bright	37.500	22	32Alp Leo	1.3600	15200.	75	21115	No
49	GOM_NL__2PRFIN20060315_044743_000000382046_00019_21115_8235.N1	15-MAR-2006 04:47:43	Bright	38.000	51	41Gam1Leo	2.0100	4500.0	76	21115	No
50	GOM_NL__2PRFIN20060315_045533_000000392046_00019_21115_8236.N1	15-MAR-2006 04:55:33	Bright	39.000	174	52Psi UMa	3.0040	4400.0	78	21115	No
51	GOM_NL__2PRFIN20060315_045843_000000382046_00019_21115_8237.N1	15-MAR-2006 04:58:43	Bright	38.000	82	48Bet UMa	2.3650	10600.	76	21115	No
52	GOM_NL__2PRFIN20060315_050012_000000382046_00019_21115_8238.N1	15-MAR-2006 05:00:12	Bright	38.000	36	50Alp UMa	1.8000	6300.0	76	21115	No
53	GOM_NL__2PRFIN20060315_050732_000000362046_00019_21115_8239.N1	15-MAR-2006 05:07:32	Bright	35.500	49	1Alp UMi	1.9900	6300.0	71	21115	No
54	GOM_NL__2PRFIN20060315_051518_000000352046_00019_21115_8240.N1	15-MAR-2006 05:15:18	Bright	34.500	89	5Alp Cep	2.4510	8000.0	69	21115	No
55	GOM_NL__2PRFIN20060315_052025_000000372046_00019_21115_8241.N1	15-MAR-2006 05:20:25	Bright	37.000	19	50Alp Cyg	1.2460	10500.	74	21115	No
56	GOM_NL__2PRFIN20060315_052159_000000392046_00019_21115_8242.N1	15-MAR-2006 05:21:59	Bright	38.500	66	37Gam Cyg	2.2080	5900.0	77	21115	No
57	GOM_NL__2PRFIN20060315_052341_000000362046_00019_21115_8243.N1	15-MAR-2006 05:23:41	Bright	36.000	92	53Eps Cyg	2.5000	4500.0	72	21115	No
58	GOM_NL__2PRFIN20060315_053157_000000492046_00019_21115_8244.N1	15-MAR-2006 05:31:57	Tw_i_and_stray	49.000	11	53Alp Aql	0.76500	8000.0	98	21115	No
59	GOM_NL__2PRFIN20060315_054202_000000452046_00019_21115_8245.N1	15-MAR-2006 05:42:02	Dark	45.000	155	41Pi Sgr	2.9000	6600.0	90	21115	No
60	GOM_NL__2PRFIN20060315_054403_000000482046_00019_21115_8246.N1	15-MAR-2006 05:44:03	Dark	48.000	57	34Sig Sgr	2.0660	26000.	96	21115	No
61	GOM_NL__2PRFIN20060315_054730_000000472046_00019_21115_8247.N1	15-MAR-2006 05:47:30	Dark	47.000	38	20Eps Sgr	1.8360	11000.	94	21115	No
62	GOM_NL__2PRFIN20060315_055334_000000432046_00020_21116_8229.N1	15-MAR-2006 05:53:34	Dark	42.500	141	Bet Ara	2.8400	4600.0	85	21116	No
63	GOM_NL__2PRFIN20060315_055718_000000372046_00020_21116_8230.N1	15-MAR-2006 05:57:18	Dark	37.000	134	Bet TrA	2.8100	6600.0	74	21116	No
64	GOM_NL__2PRFIN20060315_060002_000000542046_00020_21116_8231.N1	15-MAR-2006 06:00:02	Dark	53.500	4	Alp1Cen	-0.010000	5800.0	107	21116	No
65	GOM_NL__2PRFIN20060315_060116_000000452046_00020_21116_8232.N1	15-MAR-2006 06:01:16	Dark	45.000	10	Bet Cen	0.61000	28000.	90	21116	No
66	GOM_NL__2PRFIN20060315_060331_000000442046_00020_21116_8233.N1	15-MAR-2006 06:03:31	Dark	43.500	20	Bet Cru	1.2530	30000.	87	21116	No
67	GOM_NL__2PRFIN20060315_060613_000000422046_00020_21116_8234.N1	15-MAR-2006 06:06:13	Straylight	42.000	64	Gam Cen	2.2000	10600.	84	21116	No
68	GOM_NL__2PRFIN20060315_062602_000000392046_00020_21116_8235.N1	15-MAR-2006 06:26:02	Bright	38.500	22	32Alp Leo	1.3600	15200.	77	21116	No
69	GOM_NL__2PRFIN20060315_062819_000000372046_00020_21116_8236.N1	15-MAR-2006 06:28:19	Bright	37.000	51	41Gam1Leo	2.0100	4500.0	74	21116	No
70	GOM_NL__2PRFIN20060315_063609_000000382046_00020_21116_8237.N1	15-MAR-2006 06:36:09	Bright	38.000	174	52Psi UMa	3.0040	4400.0	76	21116	No
71	GOM_NL__2PRFIN20060315_063919_000000562046_00020_21116_8238.N1	15-MAR-2006 06:39:19	Bright	56.000	82	48Bet UMa	2.3650	10600.	112	21116	No
72	GOM_NL__2PRFIN20060315_064048_000000392046_00020_21116_8239.N1	15-MAR-2006 06:40:48	Bright	39.000	36	50Alp UMa	1.8000	6300.0	78	21116	No
73	GOM_NL__2PRFIN20060315_064808_000000362046_00020_21116_8240.N1	15-MAR-2006 06:48:08	Bright	36.000	49	1Alp UMi	1.9900	6300.0	72	21116	No
74	GOM_NL__2PRFIN20060315_065554_000000372046_00020_21116_8241.N1	15-MAR-2006 06:55:54	Bright	37.000	89	5Alp Cep	2.4510	8000.0	74	21116	No
75	GOM_NL__2PRFIN20060315_070101_000000372046_00020_21116_8242.N1	15-MAR-2006 07:01:01	Bright	36.500	19	50Alp Cyg	1.2460	10500.	73	21116	No
76	GOM_NL__2PRFIN20060315_070235_000000372046_00020_21116_8243.N1	15-MAR-2006 07:02:35	Bright	37.000	66	37Gam Cyg	2.2080	5900.0	74	21116	No
77	GOM_NL__2PRFIN20060315_070417_000000372046_00020_21116_8244.N1	15-MAR-2006 07:04:17	Bright	36.500	92	53Eps Cyg	2.5000	4500.0	73	21116	No
78	GOM_NL__2PRFIN20060315_071233_000000542046_00020_21116_8245.N1	15-MAR-2006 07:12:33	Tw_i_and_stray	53.500	11	53Alp Aql	0.76500	8000.0	107	21116	No
79	GOM_NL__2PRFIN20060315_072238_000000452046_00020_21116_8246.N1	15-MAR-2006 07:22:38	Dark	45.000	155	41Pi Sgr	2.9000	6600.0	90	21116	No
80	GOM_NL__2PRFIN20060315_072440_000000472046_00020_21116_8247.N1	15-MAR-2006 07:24:40	Dark	46.500	57	34Sig Sgr	2.0660	26000.	93	21116	No
81	GOM_NL__2PRFIN20060315_072807_000000582046_00020_21116_8248.N1	15-MAR-2006 07:28:07	Dark	57.500	38	20Eps Sgr	1.8360	11000.	115	21116	No
82	GOM_NL__2PRFIN20060315_073411_000000412046_00021_21117_8230.N1	15-MAR-2006 07:34:11	Dark	40.500	141	Bet Ara	2.8400	4600.0	81	21117	No
83	GOM_NL__2PRFIN20060315_073755_000000402046_00021_21117_8231.N1	15-MAR-2006 07:37:55	Dark	40.000	134	Bet TrA	2.8100	6600.0	80	21117	No
84	GOM_NL__2PRFIN20060315_074039_000000482046_00021_21117_8232.N1	15-MAR-2006 07:40:39	Dark	48.000	4	Alp1Cen	-0.010000	5800.0	96	21117	No
85	GOM_NL__2PRFIN20060315_074152_000000472046_00021_21117_8233.N1	15-MAR-2006 07:41:52	Dark	46.500	10	Bet Cen	0.61000	28000.	93	21117	No
86	GOM_NL__2PRFIN20060315_074408_000000442046_00021_21117_8234.N1	15-MAR-2006 07:44:08	Dark	43.500	20	Bet Cru	1.2530	30000.	87	21117	No
87	GOM_NL__2PRFIN20060315_074650_000000422046_00021_21117_8235.N1	15-MAR-2006 07:46:50	Straylight	42.000	64	Gam Cen	2.2000	10600.	84	21117	No
88	GOM_NL__2PRFIN20060315_080638_000000382046_00021_21117_8236.N1	15-MAR-2006 08:06:38	Bright	38.000	22	32Alp Leo	1.3600	15200.	76	21117	No
89	GOM_NL__2PRFIN20060315_080854_000000382046_00021_21117_8237.N1	15-MAR-2006 08:08:54	Bright	38.000	51	41Gam1Leo	2.0100	4500.0	76	21117	No
90	GOM_NL__2PRFIN20060315_081644_000000402046_00021_21117_8238.N1	15-MAR-2006 08:16:44	Bright	40.000	174	52Psi UMa	3.0040	4400.0	80	21117	No
91	GOM_NL__2PRFIN20060315_081954_000000382046_00021_21117_8239.N1	15-MAR-2006 08:19:54	Bright	38.000	82	48Bet UMa	2.3650	10600.	76	21117	No
92	GOM_NL__2PRFIN20060315_082123_000000382046_00021_21117_8240.N1	15-MAR-2006 08:21:23	Bright	38.000	36	50Alp UMa	1.8000	6300.0	76	21117	No
93	GOM_NL__2PRFIN20060315_082844_000000352046_00021_21117_8241.N1	15-MAR-2006 08:28:44	Bright	35.000	49	1Alp UMi	1.9900	6300.0	70	21117	No
94	GOM_NL__2PRFIN20060315_083630_000000372046_00021_21117_8242.N1	15-MAR-2006 08:36:30	Bright	36.500	89	5Alp Cep	2.4510	8000.0	73	21117	No
95	GOM_NL__2PRFIN20060315_084137_000000382046_00021_21117_8243.N1	15-MAR-2006 08:41:37	Bright	37.500	19	50Alp Cyg	1.2460	10500.	75	21117	No
96	GOM_NL__2PRFIN20060315_084311_000000382046_00021_21117_8244.N1	15-MAR-2006 08:43:11	Bright	38.000	66	37Gam Cyg	2.2080	5900.0	76	21117	No
97	GOM_NL__2PRFIN20060315_084453_000000362046_00021_21117_8245.N1	15-MAR-2006 08:44:53	Bright	35.500	92	53Eps Cyg	2.5000	4500.0	71	21117	No
98	GOM_NL__2PRFIN20060315_085310_000000502046_00021_21117_8246.N1	15-MAR-2006 08:53:10	Tw_i_and_stray	50.000	11	53Alp Aql	0.76500	8000.0	100	21117	No
99	GOM_NL__2PRFIN20060315_090315_000000472046_00021_21117_8247.N1	15-MAR-2006 09:03:15	Dark	46.500	155	41Pi Sgr	2.9000	6600.0	93	21117	No
100	GOM_NL__2PRFIN20060315_090517_000000492046_00021_21117_8248.N1	15-MAR-2006 09:05:17	Dark	49.000	57	34Sig Sgr	2.0660	26000.	98	21117	No
101	GOM_NL__2PRFIN20060315_090843_000000472046_00021_21117_8249.N1	15-MAR-2006 09:08:43	Dark	47.000	38	20Eps Sgr	1.8360	11000.	94	21117	No

102	GOM_NL__2PRFIN20060315_091447_000000432046_00022_21118_8231.N1	15-MAR-2006 09:14:47	Dark	42.500	141	Bet Ara	2.8400	4600.0	85	21118	No
103	GOM_NL__2PRFIN20060315_091831_000000372046_00022_21118_8232.N1	15-MAR-2006 09:18:31	Dark	37.000	134	Bet TrA	2.8100	6600.0	74	21118	No
104	GOM_NL__2PRFIN20060315_092115_000000462046_00022_21118_8233.N1	15-MAR-2006 09:21:15	Dark	45.500	4	Alp1Cen	-0.010000	5800.0	91	21118	No
105	GOM_NL__2PRFIN20060315_092229_000000412046_00022_21118_8234.N1	15-MAR-2006 09:22:29	Dark	41.000	10	Bet Cen	0.61000	28000.	82	21118	No
106	GOM_NL__2PRFIN20060315_092444_000000382046_00022_21118_8235.N1	15-MAR-2006 09:24:44	Dark	38.000	20	Bet Cru	1.2530	30000.	76	21118	No
107	GOM_NL__2PRFIN20060315_092726_000000412046_00022_21118_8236.N1	15-MAR-2006 09:27:26	Straylight	41.000	64	Gam Cen	2.2000	10600.	82	21118	No
108	GOM_NL__2PRFIN20060315_094714_000000382046_00022_21118_8237.N1	15-MAR-2006 09:47:14	Bright	37.500	22	32Alp Leo	1.3600	15200.	75	21118	No
109	GOM_NL__2PRFIN20060315_094930_000000382046_00022_21118_8238.N1	15-MAR-2006 09:49:30	Bright	37.500	51	41Gam1Leo	2.0100	4500.0	75	21118	No
110	GOM_NL__2PRFIN20060315_095720_000000412046_00022_21118_8239.N1	15-MAR-2006 09:57:20	Bright	41.000	174	52Psi UMa	3.0040	4400.0	82	21118	No
111	GOM_NL__2PRFIN20060315_100030_000000372046_00022_21118_8240.N1	15-MAR-2006 10:00:30	Bright	36.500	82	48Bet UMa	2.3650	10600.	73	21118	No
112	GOM_NL__2PRFIN20060315_100159_000000392046_00022_21118_8241.N1	15-MAR-2006 10:01:59	Bright	39.000	36	50Alp UMa	1.8000	6300.0	78	21118	No
113	GOM_NL__2PRFIN20060315_100920_000000352046_00022_21118_8242.N1	15-MAR-2006 10:09:20	Bright	34.500	49	1Alp UMi	1.9900	6300.0	69	21118	No
114	GOM_NL__2PRFIN20060315_101706_000000352046_00022_21118_8243.N1	15-MAR-2006 10:17:06	Bright	34.500	89	5Alp Cep	2.4510	8000.0	69	21118	No
115	GOM_NL__2PRFIN20060315_102213_000000372046_00022_21118_8244.N1	15-MAR-2006 10:22:13	Bright	36.500	19	50Alp Cyg	1.2460	10500.	73	21118	No
116	GOM_NL__2PRFIN20060315_102347_000000372046_00022_21118_8245.N1	15-MAR-2006 10:23:47	Bright	36.500	66	37Gam Cyg	2.2080	5900.0	73	21118	No
117	GOM_NL__2PRFIN20060315_102529_000000352046_00022_21118_8246.N1	15-MAR-2006 10:25:29	Bright	35.000	92	53Eps Cyg	2.5000	4500.0	70	21118	No
118	GOM_NL__2PRFIN20060315_103346_000000532046_00022_21118_8247.N1	15-MAR-2006 10:33:46	Twilight	53.000	11	53Alp Aql	0.76500	8000.0	106	21118	No
119	GOM_NL__2PRFIN20060315_104352_000000462046_00022_21118_8248.N1	15-MAR-2006 10:43:52	Dark	45.500	155	41Pi Sgr	2.9000	6600.0	91	21118	No
120	GOM_NL__2PRFIN20060315_104553_000000442046_00022_21118_8249.N1	15-MAR-2006 10:45:53	Dark	43.500	57	34Sig Sgr	2.0660	26000.	87	21118	No
121	GOM_NL__2PRFIN20060315_104920_000000462046_00022_21118_8250.N1	15-MAR-2006 10:49:20	Dark	46.000	38	20Eps Sgr	1.8360	11000.	92	21118	No
122	GOM_NL__2PRFIN20060315_105524_000000442046_00023_21119_8303.N1	15-MAR-2006 10:55:24	Dark	44.000	141	Bet Ara	2.8400	4600.0	88	21119	No
123	GOM_NL__2PRFIN20060315_105908_000000392046_00023_21119_8304.N1	15-MAR-2006 10:59:08	Dark	38.500	134	Bet TrA	2.8100	6600.0	77	21119	No
124	GOM_NL__2PRFIN20060315_110151_000000562046_00023_21119_8305.N1	15-MAR-2006 11:01:51	Dark	55.500	4	Alp1Cen	-0.010000	5800.0	111	21119	No
125	GOM_NL__2PRFIN20060315_110305_000000512046_00023_21119_8306.N1	15-MAR-2006 11:03:05	Dark	51.000	10	Bet Cen	0.61000	28000.	102	21119	No
126	GOM_NL__2PRFIN20060315_110520_000000392046_00023_21119_8307.N1	15-MAR-2006 11:05:20	Dark	39.000	20	Bet Cru	1.2530	30000.	78	21119	No
127	GOM_NL__2PRFIN20060315_110802_000000412046_00023_21119_8308.N1	15-MAR-2006 11:08:02	Straylight	41.000	64	Gam Cen	2.2000	10600.	82	21119	No
128	GOM_NL__2PRFIN20060315_112750_000000382046_00023_21119_8309.N1	15-MAR-2006 11:27:50	Bright	37.500	22	32Alp Leo	1.3600	15200.	75	21119	No
129	GOM_NL__2PRFIN20060315_113006_000000392046_00023_21119_8310.N1	15-MAR-2006 11:30:06	Bright	38.500	51	41Gam1Leo	2.0100	4500.0	77	21119	No
130	GOM_NL__2PRFIN20060315_113755_000000392046_00023_21119_8311.N1	15-MAR-2006 11:37:55	Bright	39.000	174	52Psi UMa	3.0040	4400.0	78	21119	No
131	GOM_NL__2PRFIN20060315_114105_000000382046_00023_21119_8312.N1	15-MAR-2006 11:41:05	Bright	38.000	82	48Bet UMa	2.3650	10600.	76	21119	No
132	GOM_NL__2PRFIN20060315_114235_000000412046_00023_21119_8313.N1	15-MAR-2006 11:42:35	Bright	40.500	36	50Alp UMa	1.8000	6300.0	81	21119	No
133	GOM_NL__2PRFIN20060315_114956_000000352046_00023_21119_8314.N1	15-MAR-2006 11:49:56	Bright	35.000	49	1Alp UMi	1.9900	6300.0	70	21119	No
134	GOM_NL__2PRFIN20060315_115742_000000342046_00023_21119_8315.N1	15-MAR-2006 11:57:42	Bright	34.000	89	5Alp Cep	2.4510	8000.0	68	21119	No
135	GOM_NL__2PRFIN20060315_120249_000000352046_00023_21119_8316.N1	15-MAR-2006 12:02:49	Bright	34.500	19	50Alp Cyg	1.2460	10500.	69	21119	No
136	GOM_NL__2PRFIN20060315_120423_000000392046_00023_21119_8317.N1	15-MAR-2006 12:04:23	Bright	38.500	66	37Gam Cyg	2.2080	5900.0	77	21119	No
137	GOM_NL__2PRFIN20060315_120605_000000382046_00023_21119_8318.N1	15-MAR-2006 12:06:05	Bright	37.500	92	53Eps Cyg	2.5000	4500.0	75	21119	No
138	GOM_NL__2PRFIN20060315_121422_000000492046_00023_21119_8319.N1	15-MAR-2006 12:14:22	Twilight	49.000	11	53Alp Aql	0.76500	8000.0	98	21119	No
139	GOM_NL__2PRFIN20060315_122429_000000442046_00023_21119_8320.N1	15-MAR-2006 12:24:29	Dark	43.500	155	41Pi Sgr	2.9000	6600.0	87	21119	No
140	GOM_NL__2PRFIN20060315_122630_000000522046_00023_21119_8321.N1	15-MAR-2006 12:26:30	Dark	51.500	57	34Sig Sgr	2.0660	26000.	103	21119	No
141	GOM_NL__2PRFIN20060315_122957_000000462046_00023_21119_8322.N1	15-MAR-2006 12:29:57	Dark	45.500	38	20Eps Sgr	1.8360	11000.	91	21119	No
142	GOM_NL__2PRFIN20060315_123600_000000422046_00024_21120_8305.N1	15-MAR-2006 12:36:00	Dark	42.000	141	Bet Ara	2.8400	4600.0	84	21120	No
143	GOM_NL__2PRFIN20060315_123944_000000372046_00024_21120_8306.N1	15-MAR-2006 12:39:44	Dark	37.000	134	Bet TrA	2.8100	6600.0	74	21120	No
144	GOM_NL__2PRFIN20060315_124228_000000522046_00024_21120_8307.N1	15-MAR-2006 12:42:28	Dark	52.000	4	Alp1Cen	-0.010000	5800.0	104	21120	No
145	GOM_NL__2PRFIN20060315_124341_000000492046_00024_21120_8308.N1	15-MAR-2006 12:43:41	Dark	48.500	10	Bet Cen	0.61000	28000.	97	21120	No
146	GOM_NL__2PRFIN20060315_124557_000000382046_00024_21120_8309.N1	15-MAR-2006 12:45:57	Dark	38.000	20	Bet Cru	1.2530	30000.	76	21120	No
147	GOM_NL__2PRFIN20060315_124839_000000422046_00024_21120_8310.N1	15-MAR-2006 12:48:39	Straylight	42.000	64	Gam Cen	2.2000	10600.	84	21120	No
148	GOM_NL__2PRFIN20060315_130826_000000372046_00024_21120_8311.N1	15-MAR-2006 13:08:26	Bright	37.000	22	32Alp Leo	1.3600	15200.	74	21120	No
149	GOM_NL__2PRFIN20060315_131042_000000372046_00024_21120_8312.N1	15-MAR-2006 13:10:42	Bright	36.500	51	41Gam1Leo	2.0100	4500.0	73	21120	No
150	GOM_NL__2PRFIN20060315_131831_000000382046_00024_21120_8313.N1	15-MAR-2006 13:18:31	Bright	37.500	174	52Psi UMa	3.0040	4400.0	75	21120	No
151	GOM_NL__2PRFIN20060315_132141_000000392046_00024_21120_8314.N1	15-MAR-2006 13:21:41	Bright	38.500	82	48Bet UMa	2.3650	10600.	77	21120	No
152	GOM_NL__2PRFIN20060315_132310_000000402046_00024_21120_8315.N1	15-MAR-2006 13:23:10	Bright	39.500	36	50Alp UMa	1.8000	6300.0	79	21120	No
153	GOM_NL__2PRFIN20060315_133032_000000352046_00024_21120_8316.N1	15-MAR-2006 13:30:32	Bright	34.500	49	1Alp UMi	1.9900	6300.0	69	21120	No
154	GOM_NL__2PRFIN20060315_133818_000000342046_00024_21120_8317.N1	15-MAR-2006 13:38:18	Bright	33.500	89	5Alp Cep	2.4510	8000.0	67	21120	No
155	GOM_NL__2PRFIN20060315_134325_000000372046_00024_21120_8318.N1	15-MAR-2006 13:43:25	Bright	37.000	19	50Alp Cyg	1.2460	10500.	74	21120	No
156	GOM_NL__2PRFIN20060315_134459_000000352046_00024_21120_8319.N1	15-MAR-2006 13:44:59	Bright	35.000	66	37Gam Cyg	2.2080	5900.0	70	21120	No
157	GOM_NL__2PRFIN20060315_134641_000000362046_00024_21120_8320.N1	15-MAR-2006 13:46:41	Bright	35.500	92	53Eps Cyg	2.5000	4500.0	71	21120	No
158	GOM_NL__2PRFIN20060315_135458_000000522046_00024_21120_8321.N1	15-MAR-2006 13:54:58	Twilight	51.500	11	53Alp Aql	0.76500	8000.0	103	21120	No
159	GOM_NL__2PRFIN20060315_140505_000000462046_00024_21120_8322.N1	15-MAR-2006 14:05:05	Dark	45.500	155	41Pi Sgr	2.9000	6600.0	91	21120	No
160	GOM_NL__2PRFIN20060315_140707_000000452046_00024_21120_8323.N1	15-MAR-2006 14:07:07	Dark	44.500	57	34Sig Sgr	2.0660	26000.	89	21120	No

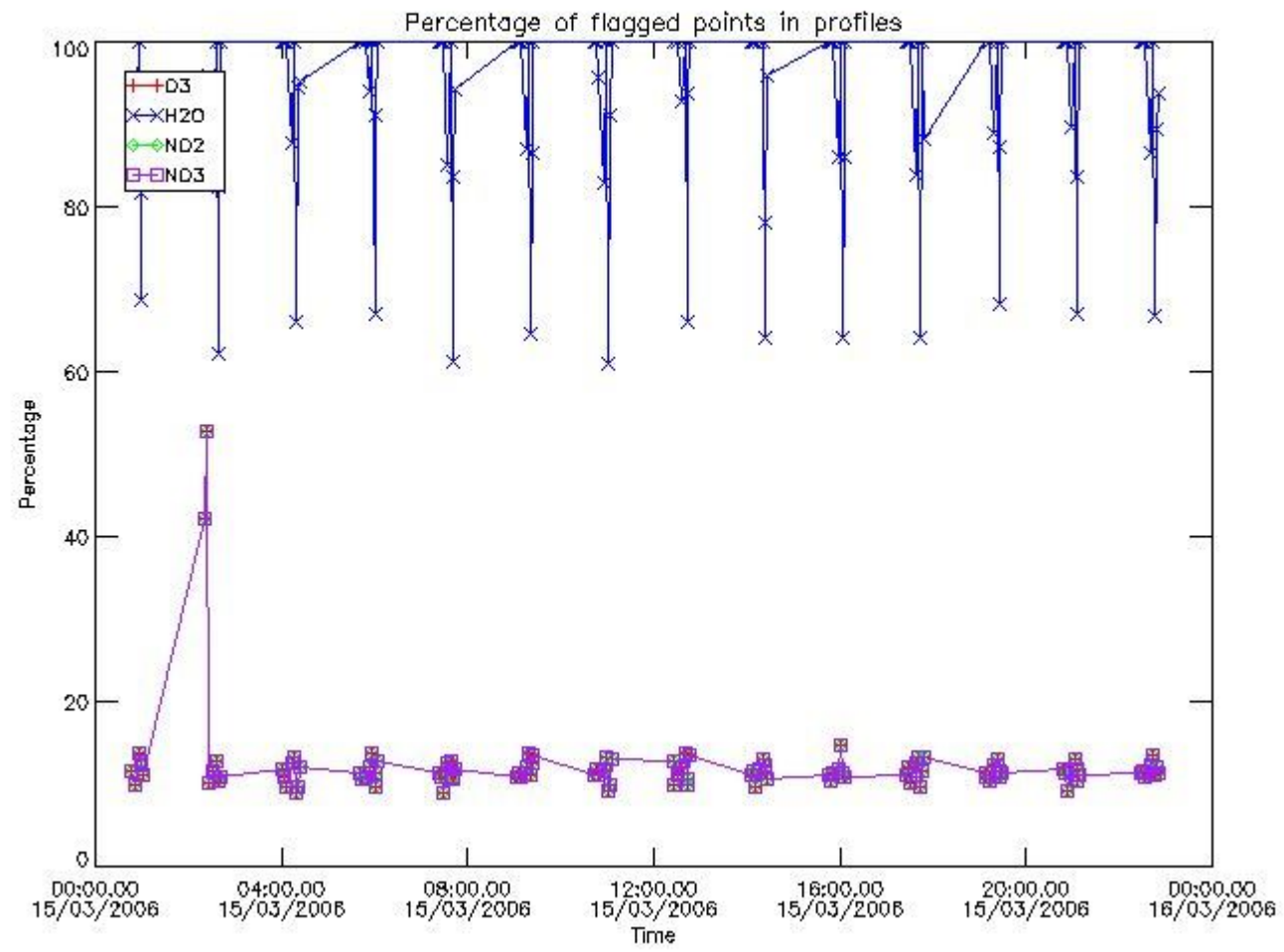
161	GOM_NL__2PRFIN20060315_141034_000000532046_00024_21120_8324.N1	15-MAR-2006 14:10:34	Dark	52.500	38	20Eps Sgr	1.8360	11000.	105	21120	No
162	GOM_NL__2PRFIN20060315_141637_000000432046_00025_21121_8305.N1	15-MAR-2006 14:16:37	Dark	43.000	141	Bet Ara	2.8400	4600.0	86	21121	No
163	GOM_NL__2PRFIN20060315_142021_000000392046_00025_21121_8306.N1	15-MAR-2006 14:20:21	Dark	39.000	134	Bet TrA	2.8100	6600.0	78	21121	No
164	GOM_NL__2PRFIN20060315_142304_000000452046_00025_21121_8307.N1	15-MAR-2006 14:23:04	Dark	45.000	4	Alp1Cen	-0.010000	5800.0	90	21121	No
165	GOM_NL__2PRFIN20060315_142418_000000422046_00025_21121_8308.N1	15-MAR-2006 14:24:18	Dark	41.500	10	Bet Cen	0.61000	28000.	83	21121	No
166	GOM_NL__2PRFIN20060315_142633_000000492046_00025_21121_8309.N1	15-MAR-2006 14:26:33	Dark	48.500	20	Bet Cru	1.2530	30000.	97	21121	No
167	GOM_NL__2PRFIN20060315_142915_000000392046_00025_21121_8310.N1	15-MAR-2006 14:29:15	Straylight	38.500	64	Gam Cen	2.2000	10600.	77	21121	No
168	GOM_NL__2PRFIN20060315_144902_000000392046_00025_21121_8311.N1	15-MAR-2006 14:49:02	Bright	38.500	22	32Alp Leo	1.3600	15200.	77	21121	No
169	GOM_NL__2PRFIN20060315_145118_000000372046_00025_21121_8312.N1	15-MAR-2006 14:51:18	Bright	37.000	51	41Gam1Leo	2.0100	4500.0	74	21121	No
170	GOM_NL__2PRFIN20060315_145907_000000392046_00025_21121_8313.N1	15-MAR-2006 14:59:07	Bright	39.000	174	52Psi UMa	3.0040	4400.0	78	21121	No
171	GOM_NL__2PRFIN20060315_150217_000000392046_00025_21121_8314.N1	15-MAR-2006 15:02:17	Bright	38.500	82	48Bet UMa	2.3650	10600.	77	21121	No
172	GOM_NL__2PRFIN20060315_150346_000000392046_00025_21121_8315.N1	15-MAR-2006 15:03:46	Bright	39.000	36	50Alp UMa	1.8000	6300.0	78	21121	No
173	GOM_NL__2PRFIN20060315_151108_000000362046_00025_21121_8316.N1	15-MAR-2006 15:11:08	Bright	36.000	49	1Alp UMi	1.9900	6300.0	72	21121	No
174	GOM_NL__2PRFIN20060315_151854_000000372046_00025_21121_8317.N1	15-MAR-2006 15:18:54	Bright	37.000	89	5Alp Cep	2.4510	8000.0	74	21121	No
175	GOM_NL__2PRFIN20060315_152401_000000352046_00025_21121_8318.N1	15-MAR-2006 15:24:01	Bright	34.500	19	50Alp Cyg	1.2460	10500.	69	21121	No
176	GOM_NL__2PRFIN20060315_152535_000000382046_00025_21121_8319.N1	15-MAR-2006 15:25:35	Bright	38.000	66	37Gam Cyg	2.2080	5900.0	76	21121	No
177	GOM_NL__2PRFIN20060315_152717_000000372046_00025_21121_8320.N1	15-MAR-2006 15:27:17	Bright	36.500	92	53Eps Cyg	2.5000	4500.0	73	21121	No
178	GOM_NL__2PRFIN20060315_153535_000000552046_00025_21121_8321.N1	15-MAR-2006 15:35:35	Tw_i_and_stray	54.500	11	53Alp Aql	0.76500	8000.0	109	21121	No
179	GOM_NL__2PRFIN20060315_154542_000000462046_00025_21121_8322.N1	15-MAR-2006 15:45:42	Dark	45.500	155	41Pi Sgr	2.9000	6600.0	91	21121	No
180	GOM_NL__2PRFIN20060315_154744_000000502046_00025_21121_8323.N1	15-MAR-2006 15:47:44	Dark	49.500	57	34Sig Sgr	2.0660	26000.	99	21121	No
181	GOM_NL__2PRFIN20060315_155111_000000452046_00025_21121_8324.N1	15-MAR-2006 15:51:11	Dark	45.000	38	20Eps Sgr	1.8360	11000.	90	21121	No
182	GOM_NL__2PRFIN20060315_155714_000000442046_00026_21122_8309.N1	15-MAR-2006 15:57:14	Dark	43.500	141	Bet Ara	2.8400	4600.0	87	21122	No
183	GOM_NL__2PRFIN20060315_160057_000000382046_00026_21122_8310.N1	15-MAR-2006 16:00:57	Dark	38.000	134	Bet TrA	2.8100	6600.0	76	21122	No
184	GOM_NL__2PRFIN20060315_160341_000000452046_00026_21122_8311.N1	15-MAR-2006 16:03:41	Dark	45.000	4	Alp1Cen	-0.010000	5800.0	90	21122	No
185	GOM_NL__2PRFIN20060315_160454_000000472046_00026_21122_8312.N1	15-MAR-2006 16:04:54	Dark	47.000	10	Bet Cen	0.61000	28000.	94	21122	No
186	GOM_NL__2PRFIN20060315_160709_000000472046_00026_21122_8313.N1	15-MAR-2006 16:07:09	Dark	47.000	20	Bet Cru	1.2530	30000.	94	21122	No
187	GOM_NL__2PRFIN20060315_160951_000000402046_00026_21122_8314.N1	15-MAR-2006 16:09:51	Straylight	39.500	64	Gam Cen	2.2000	10600.	79	21122	No
188	GOM_NL__2PRFIN20060315_162938_000000382046_00026_21122_8315.N1	15-MAR-2006 16:29:38	Bright	38.000	22	32Alp Leo	1.3600	15200.	76	21122	No
189	GOM_NL__2PRFIN20060315_163154_000000382046_00026_21122_8316.N1	15-MAR-2006 16:31:54	Bright	38.000	51	41Gam1Leo	2.0100	4500.0	76	21122	No
190	GOM_NL__2PRFIN20060315_163942_000000382046_00026_21122_8317.N1	15-MAR-2006 16:39:42	Bright	38.000	174	52Psi UMa	3.0040	4400.0	76	21122	No
191	GOM_NL__2PRFIN20060315_164252_000000382046_00026_21122_8318.N1	15-MAR-2006 16:42:52	Bright	38.000	82	48Bet UMa	2.3650	10600.	76	21122	No
192	GOM_NL__2PRFIN20060315_164422_000000382046_00026_21122_8319.N1	15-MAR-2006 16:44:22	Bright	37.500	36	50Alp UMa	1.8000	6300.0	75	21122	No
193	GOM_NL__2PRFIN20060315_165144_000000352046_00026_21122_8320.N1	15-MAR-2006 16:51:44	Bright	35.000	49	1Alp UMi	1.9900	6300.0	70	21122	No
194	GOM_NL__2PRFIN20060315_165930_000000362046_00026_21122_8321.N1	15-MAR-2006 16:59:30	Bright	36.000	89	5Alp Cep	2.4510	8000.0	72	21122	No
195	GOM_NL__2PRFIN20060315_170437_000000372046_00026_21122_8322.N1	15-MAR-2006 17:04:37	Bright	36.500	19	50Alp Cyg	1.2460	10500.	73	21122	No
196	GOM_NL__2PRFIN20060315_170611_000000352046_00026_21122_8323.N1	15-MAR-2006 17:06:11	Bright	35.000	66	37Gam Cyg	2.2080	5900.0	70	21122	No
197	GOM_NL__2PRFIN20060315_170753_000000342046_00026_21122_8324.N1	15-MAR-2006 17:07:53	Bright	34.000	92	53Eps Cyg	2.5000	4500.0	68	21122	No
198	GOM_NL__2PRFIN20060315_171611_000000502046_00026_21122_8325.N1	15-MAR-2006 17:16:11	Tw_i_and_stray	50.000	11	53Alp Aql	0.76500	8000.0	100	21122	No
199	GOM_NL__2PRFIN20060315_172619_000000462046_00026_21122_8326.N1	15-MAR-2006 17:26:19	Dark	45.500	155	41Pi Sgr	2.9000	6600.0	91	21122	No
200	GOM_NL__2PRFIN20060315_172820_000000472046_00026_21122_8327.N1	15-MAR-2006 17:28:20	Dark	46.500	57	34Sig Sgr	2.0660	26000.	93	21122	No
201	GOM_NL__2PRFIN20060315_173147_000000502046_00026_21122_8328.N1	15-MAR-2006 17:31:47	Dark	50.000	38	20Eps Sgr	1.8360	11000.	100	21122	No
202	GOM_NL__2PRFIN20060315_173750_000000412046_00027_21123_8309.N1	15-MAR-2006 17:37:50	Dark	41.000	141	Bet Ara	2.8400	4600.0	82	21123	No
203	GOM_NL__2PRFIN20060315_174134_000000392046_00027_21123_8310.N1	15-MAR-2006 17:41:34	Dark	38.500	134	Bet TrA	2.8100	6600.0	77	21123	No
204	GOM_NL__2PRFIN20060315_174417_000000542046_00027_21123_8311.N1	15-MAR-2006 17:44:17	Dark	53.500	4	Alp1Cen	-0.010000	5800.0	107	21123	No
205	GOM_NL__2PRFIN20060315_174531_000000492046_00027_21123_8312.N1	15-MAR-2006 17:45:31	Dark	48.500	10	Bet Cen	0.61000	28000.	97	21123	No
206	GOM_NL__2PRFIN20060315_174746_000000392046_00027_21123_8313.N1	15-MAR-2006 17:47:46	Dark	38.500	20	Bet Cru	1.2530	30000.	77	21123	No
207	GOM_NL__2PRFIN20060315_175028_000000412046_00027_21123_8314.N1	15-MAR-2006 17:50:28	Straylight	40.500	64	Gam Cen	2.2000	10600.	81	21123	No
208	GOM_NL__2PRFIN20060315_181014_000000382046_00027_21123_8315.N1	15-MAR-2006 18:10:14	Bright	38.000	22	32Alp Leo	1.3600	15200.	76	21123	No
209	GOM_NL__2PRFIN20060315_181230_000000382046_00027_21123_8316.N1	15-MAR-2006 18:12:30	Bright	38.000	51	41Gam1Leo	2.0100	4500.0	76	21123	No
210	GOM_NL__2PRFIN20060315_182018_000000382046_00027_21123_8317.N1	15-MAR-2006 18:20:18	Bright	38.000	174	52Psi UMa	3.0040	4400.0	76	21123	No
211	GOM_NL__2PRFIN20060315_182328_000000382046_00027_21123_8318.N1	15-MAR-2006 18:23:28	Bright	37.500	82	48Bet UMa	2.3650	10600.	75	21123	No
212	GOM_NL__2PRFIN20060315_182457_000000372046_00027_21123_8319.N1	15-MAR-2006 18:24:57	Bright	37.000	36	50Alp UMa	1.8000	6300.0	74	21123	No
213	GOM_NL__2PRFIN20060315_183220_000000372046_00027_21123_8320.N1	15-MAR-2006 18:32:20	Bright	36.500	49	1Alp UMi	1.9900	6300.0	73	21123	No
214	GOM_NL__2PRFIN20060315_184006_000000332046_00027_21123_8321.N1	15-MAR-2006 18:40:06	Bright	32.500	89	5Alp Cep	2.4510	8000.0	65	21123	No
215	GOM_NL__2PRFIN20060315_184513_000000342046_00027_21123_8322.N1	15-MAR-2006 18:45:13	Bright	34.000	19	50Alp Cyg	1.2460	10500.	68	21123	No
216	GOM_NL__2PRFIN20060315_184647_000000362046_00027_21123_8323.N1	15-MAR-2006 18:46:47	Bright	35.500	66	37Gam Cyg	2.2080	5900.0	71	21123	No
217	GOM_NL__2PRFIN20060315_184830_000000352046_00027_21123_8324.N1	15-MAR-2006 18:48:30	Bright	35.000	92	53Eps Cyg	2.5000	4500.0	70	21123	No
218	GOM_NL__2PRFIN20060315_185648_000000512046_00027_21123_8325.N1	15-MAR-2006 18:56:48	Tw_i_and_stray	50.500	11	53Alp Aql	0.76500	8000.0	101	21123	No
219	GOM_NL__2PRFIN20060315_190655_000000452046_00027_21123_8326.N1	15-MAR-2006 19:06:55	Dark	45.000	155	41Pi Sgr	2.9000	6600.0	90	21123	No

220	GOM_NL__2PRFIN20060315_190857_000000472046_00027_21123_8327.N1	15-MAR-2006 19:08:57	Dark	46.500	57	34Sig Sgr	2.0660	26000.	93	21123	No
221	GOM_NL__2PRFIN20060315_191224_000000492046_00027_21123_8328.N1	15-MAR-2006 19:12:24	Dark	49.000	38	20Eps Sgr	1.8360	11000.	98	21123	No
222	GOM_NL__2PRFIN20060315_191827_000000422046_00028_21124_8313.N1	15-MAR-2006 19:18:27	Dark	41.500	141	Bet Ara	2.8400	4600.0	83	21124	No
223	GOM_NL__2PRFIN20060315_192210_000000392046_00028_21124_8314.N1	15-MAR-2006 19:22:10	Dark	39.000	134	Bet TrA	2.8100	6600.0	78	21124	No
224	GOM_NL__2PRFIN20060315_192454_000000452046_00028_21124_8315.N1	15-MAR-2006 19:24:54	Dark	44.500	4	Alp1Cen	-0.010000	5800.0	89	21124	No
225	GOM_NL__2PRFIN20060315_192607_000000472046_00028_21124_8316.N1	15-MAR-2006 19:26:07	Dark	47.000	10	Bet Cen	0.61000	28000.	94	21124	No
226	GOM_NL__2PRFIN20060315_192822_000000452046_00028_21124_8317.N1	15-MAR-2006 19:28:22	Dark	45.000	20	Bet Cru	1.2530	30000.	90	21124	No
227	GOM_NL__2PRFIN20060315_193104_000000452046_00028_21124_8318.N1	15-MAR-2006 19:31:04	Straylight	45.000	64	Gam Cen	2.2000	10600.	90	21124	No
228	GOM_NL__2PRFIN20060315_195050_000000372046_00028_21124_8319.N1	15-MAR-2006 19:50:50	Bright	36.500	22	32Alp Leo	1.3600	15200.	73	21124	No
229	GOM_NL__2PRFIN20060315_195306_000000382046_00028_21124_8320.N1	15-MAR-2006 19:53:06	Bright	37.500	51	41Gam1Leo	2.0100	4500.0	75	21124	No
230	GOM_NL__2PRFIN20060315_200053_000000392046_00028_21124_8321.N1	15-MAR-2006 20:00:53	Bright	39.000	174	52Psi UMa	3.0040	4400.0	78	21124	No
231	GOM_NL__2PRFIN20060315_200404_000000372046_00028_21124_8322.N1	15-MAR-2006 20:04:04	Bright	36.500	82	48Bet UMa	2.3650	10600.	73	21124	No
232	GOM_NL__2PRFIN20060315_200533_000000352046_00028_21124_8323.N1	15-MAR-2006 20:05:33	Bright	35.000	36	50Alp UMa	1.8000	6300.0	70	21124	No
233	GOM_NL__2PRFIN20060315_201256_000000362046_00028_21124_8324.N1	15-MAR-2006 20:12:56	Bright	35.500	49	1Alp UMi	1.9900	6300.0	71	21124	No
234	GOM_NL__2PRFIN20060315_202042_000000332046_00028_21124_8325.N1	15-MAR-2006 20:20:42	Bright	33.000	89	5Alp Cep	2.4510	8000.0	66	21124	No
235	GOM_NL__2PRFIN20060315_202549_000000382046_00028_21124_8326.N1	15-MAR-2006 20:25:49	Bright	37.500	19	50Alp Cyg	1.2460	10500.	75	21124	No
236	GOM_NL__2PRFIN20060315_202723_000000372046_00028_21124_8327.N1	15-MAR-2006 20:27:23	Bright	36.500	66	37Gam Cyg	2.2080	5900.0	73	21124	No
237	GOM_NL__2PRFIN20060315_202905_000000362046_00028_21124_8328.N1	15-MAR-2006 20:29:05	Bright	36.000	92	53Eps Cyg	2.5000	4500.0	72	21124	No
238	GOM_NL__2PRFIN20060315_203724_000000522046_00028_21124_8329.N1	15-MAR-2006 20:37:24	Tw_i_and_stray	52.000	11	53Alp Aql	0.76500	8000.0	104	21124	No
239	GOM_NL__2PRFIN20060315_204732_000000442046_00028_21124_8330.N1	15-MAR-2006 20:47:32	Dark	43.500	155	41Pi Sgr	2.9000	6600.0	87	21124	No
240	GOM_NL__2PRFIN20060315_204934_000000452046_00028_21124_8331.N1	15-MAR-2006 20:49:34	Dark	45.000	57	34Sig Sgr	2.0660	26000.	90	21124	No
241	GOM_NL__2PRFIN20060315_205301_000000552046_00028_21124_8332.N1	15-MAR-2006 20:53:01	Dark	55.000	38	20Eps Sgr	1.8360	11000.	110	21124	No
242	GOM_NL__2PRFIN20060315_205903_000000442046_00029_21125_8313.N1	15-MAR-2006 20:59:03	Dark	44.000	141	Bet Ara	2.8400	4600.0	88	21125	No
243	GOM_NL__2PRFIN20060315_210246_000000392046_00029_21125_8314.N1	15-MAR-2006 21:02:46	Dark	39.000	134	Bet TrA	2.8100	6600.0	78	21125	No
244	GOM_NL__2PRFIN20060315_210530_000000432046_00029_21125_8315.N1	15-MAR-2006 21:05:30	Dark	43.000	4	Alp1Cen	-0.010000	5800.0	86	21125	No
245	GOM_NL__2PRFIN20060315_210644_000000492046_00029_21125_8316.N1	15-MAR-2006 21:06:44	Dark	49.000	10	Bet Cen	0.61000	28000.	98	21125	No
246	GOM_NL__2PRFIN20060315_210858_000000462046_00029_21125_8317.N1	15-MAR-2006 21:08:58	Dark	45.500	20	Bet Cru	1.2530	30000.	91	21125	No
247	GOM_NL__2PRFIN20060315_211141_000000452046_00029_21125_8318.N1	15-MAR-2006 21:11:41	Straylight	44.500	64	Gam Cen	2.2000	10600.	89	21125	No
248	GOM_NL__2PRFIN20060315_213126_000000382046_00029_21125_8319.N1	15-MAR-2006 21:31:26	Bright	37.500	22	32Alp Leo	1.3600	15200.	75	21125	No
249	GOM_NL__2PRFIN20060315_213341_000000382046_00029_21125_8320.N1	15-MAR-2006 21:33:41	Bright	37.500	51	41Gam1Leo	2.0100	4500.0	75	21125	No
250	GOM_NL__2PRFIN20060315_214129_000000402046_00029_21125_8321.N1	15-MAR-2006 21:41:29	Bright	40.000	174	52Psi UMa	3.0040	4400.0	80	21125	No
251	GOM_NL__2PRFIN20060315_214439_000000372046_00029_21125_8322.N1	15-MAR-2006 21:44:39	Bright	37.000	82	48Bet UMa	2.3650	10600.	74	21125	No
252	GOM_NL__2PRFIN20060315_214609_000000382046_00029_21125_8323.N1	15-MAR-2006 21:46:09	Bright	37.500	36	50Alp UMa	1.8000	6300.0	75	21125	No
253	GOM_NL__2PRFIN20060315_215332_000000352046_00029_21125_8324.N1	15-MAR-2006 21:53:32	Bright	34.500	49	1Alp UMi	1.9900	6300.0	69	21125	No
254	GOM_NL__2PRFIN20060315_220118_000000352046_00029_21125_8325.N1	15-MAR-2006 22:01:18	Bright	34.500	89	5Alp Cep	2.4510	8000.0	69	21125	No
255	GOM_NL__2PRFIN20060315_220625_000000342046_00029_21125_8326.N1	15-MAR-2006 22:06:25	Bright	34.000	19	50Alp Cyg	1.2460	10500.	68	21125	No
256	GOM_NL__2PRFIN20060315_220759_000000402046_00029_21125_8327.N1	15-MAR-2006 22:07:59	Bright	39.500	66	37Gam Cyg	2.2080	5900.0	79	21125	No
257	GOM_NL__2PRFIN20060315_220941_000000382046_00029_21125_8328.N1	15-MAR-2006 22:09:41	Bright	37.500	92	53Eps Cyg	2.5000	4500.0	75	21125	No
258	GOM_NL__2PRFIN20060315_221800_000000562046_00029_21125_8329.N1	15-MAR-2006 22:18:00	Tw_i_and_stray	56.000	11	53Alp Aql	0.76500	8000.0	112	21125	No
259	GOM_NL__2PRFIN20060315_222809_000000452046_00029_21125_8330.N1	15-MAR-2006 22:28:09	Dark	45.000	155	41Pi Sgr	2.9000	6600.0	90	21125	No
260	GOM_NL__2PRFIN20060315_223011_000000442046_00029_21125_8331.N1	15-MAR-2006 22:30:11	Dark	44.000	57	34Sig Sgr	2.0660	26000.	88	21125	No
261	GOM_NL__2PRFIN20060315_223338_000000472046_00029_21125_8332.N1	15-MAR-2006 22:33:38	Dark	46.500	38	20Eps Sgr	1.8360	11000.	93	21125	No
262	GOM_NL__2PRFIN20060315_223940_000000422046_00030_21126_8317.N1	15-MAR-2006 22:39:40	Dark	41.500	141	Bet Ara	2.8400	4600.0	83	21126	No
263	GOM_NL__2PRFIN20060315_224323_000000382046_00030_21126_8318.N1	15-MAR-2006 22:43:23	Dark	38.000	134	Bet TrA	2.8100	6600.0	76	21126	No
264	GOM_NL__2PRFIN20060315_224607_000000462046_00030_21126_8319.N1	15-MAR-2006 22:46:07	Dark	45.500	4	Alp1Cen	-0.010000	5800.0	91	21126	No
265	GOM_NL__2PRFIN20060315_224720_000000432046_00030_21126_8320.N1	15-MAR-2006 22:47:20	Dark	42.500	10	Bet Cen	0.61000	28000.	85	21126	No
266	GOM_NL__2PRFIN20060315_224935_000000492046_00030_21126_8321.N1	15-MAR-2006 22:49:35	Dark	49.000	20	Bet Cru	1.2530	30000.	98	21126	No
267	GOM_NL__2PRFIN20060315_225217_000000422046_00030_21126_8322.N1	15-MAR-2006 22:52:17	Straylight	42.000	64	Gam Cen	2.2000	10600.	84	21126	No
268	GOM_NL__2PRFIN20060315_231202_000000372046_00030_21126_8323.N1	15-MAR-2006 23:12:02	Bright	37.000	22	32Alp Leo	1.3600	15200.	74	21126	No
269	GOM_NL__2PRFIN20060315_231417_000000382046_00030_21126_8324.N1	15-MAR-2006 23:14:17	Bright	38.000	51	41Gam1Leo	2.0100	4500.0	76	21126	No
270	GOM_NL__2PRFIN20060315_232204_000000392046_00030_21126_8325.N1	15-MAR-2006 23:22:04	Bright	39.000	174	52Psi UMa	3.0040	4400.0	78	21126	No
271	GOM_NL__2PRFIN20060315_232515_000000392046_00030_21126_8326.N1	15-MAR-2006 23:25:15	Bright	38.500	82	48Bet UMa	2.3650	10600.	77	21126	No
272	GOM_NL__2PRFIN20060315_232644_000000382046_00030_21126_8327.N1	15-MAR-2006 23:26:44	Bright	38.000	36	50Alp UMa	1.8000	6300.0	76	21126	No
273	GOM_NL__2PRFIN20060315_233408_000000332046_00030_21126_8328.N1	15-MAR-2006 23:34:08	Bright	33.000	49	1Alp UMi	1.9900	6300.0	66	21126	No
274	GOM_NL__2PRFIN20060315_234154_000000352046_00030_21126_8329.N1	15-MAR-2006 23:41:54	Bright	35.000	89	5Alp Cep	2.4510	8000.0	70	21126	No
275	GOM_NL__2PRFIN20060315_234701_000000372046_00030_21126_8330.N1	15-MAR-2006 23:47:01	Bright	36.500	19	50Alp Cyg	1.2460	10500.	73	21126	No
276	GOM_NL__2PRFIN20060315_234835_000000362046_00030_21126_8331.N1	15-MAR-2006 23:48:35	Bright	35.500	66	37Gam Cyg	2.2080	5900.0	71	21126	No
277	GOM_NL__2PRFIN20060315_235017_000000352046_00030_21126_8332.N1	15-MAR-2006 23:50:17	Bright	35.000	92	53Eps Cyg	2.5000	4500.0	70	21126	No
278	GOM_NL__2PRFIN20060315_235836_000000492046_00030_21126_8333.N1	15-MAR-2006 23:58:36	Tw_i_and_stray	49.000	11	53Alp Aql	0.76500	8000.0	98	21126	No

### 3. Quality information per product

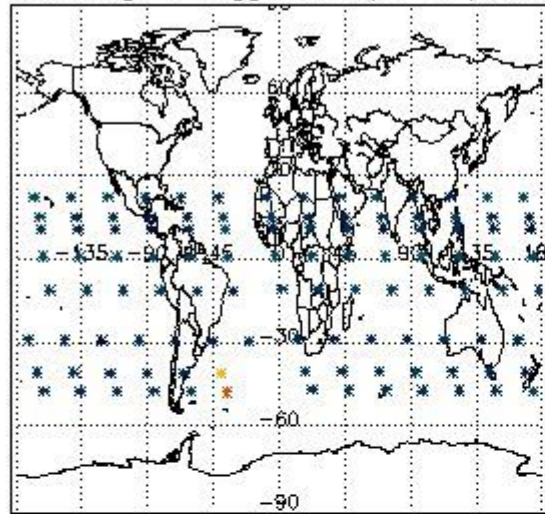
In this section it is plotted some information contained in the Quality Summary data set of the level 2 products. Only products in dark limb conditions and without errors (error flag in the MPH set to "0") are used.

#### 3.1 Plot quality information per product (time dependant)


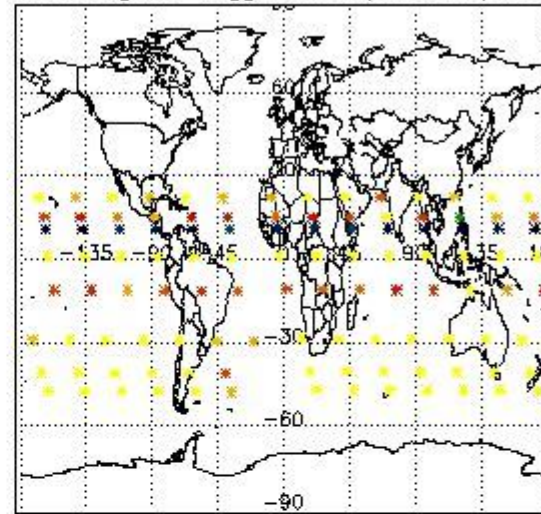


#### 3.2 Plot quality information per product (world map)


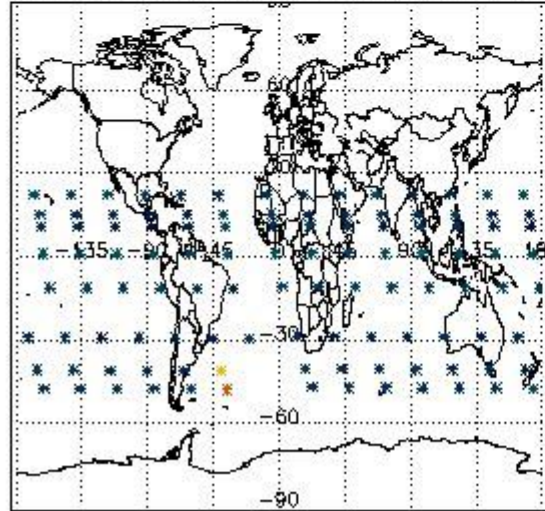
Percentage of flagged data per O3 profile



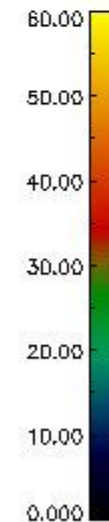
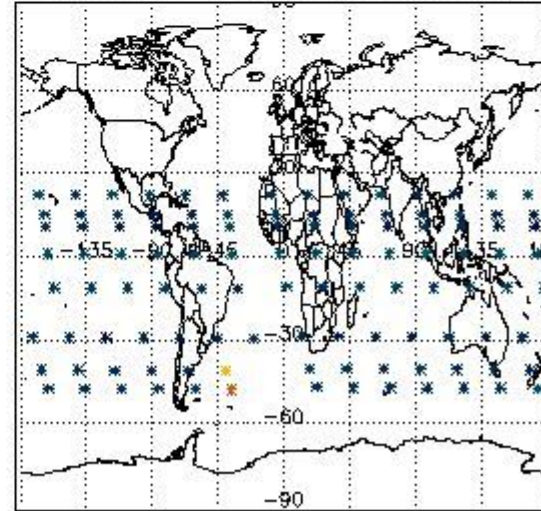
Percentage of flagged data per H2O profile



Percentage of flagged data per NO2 profile



Percentage of flagged data per NO3 profile



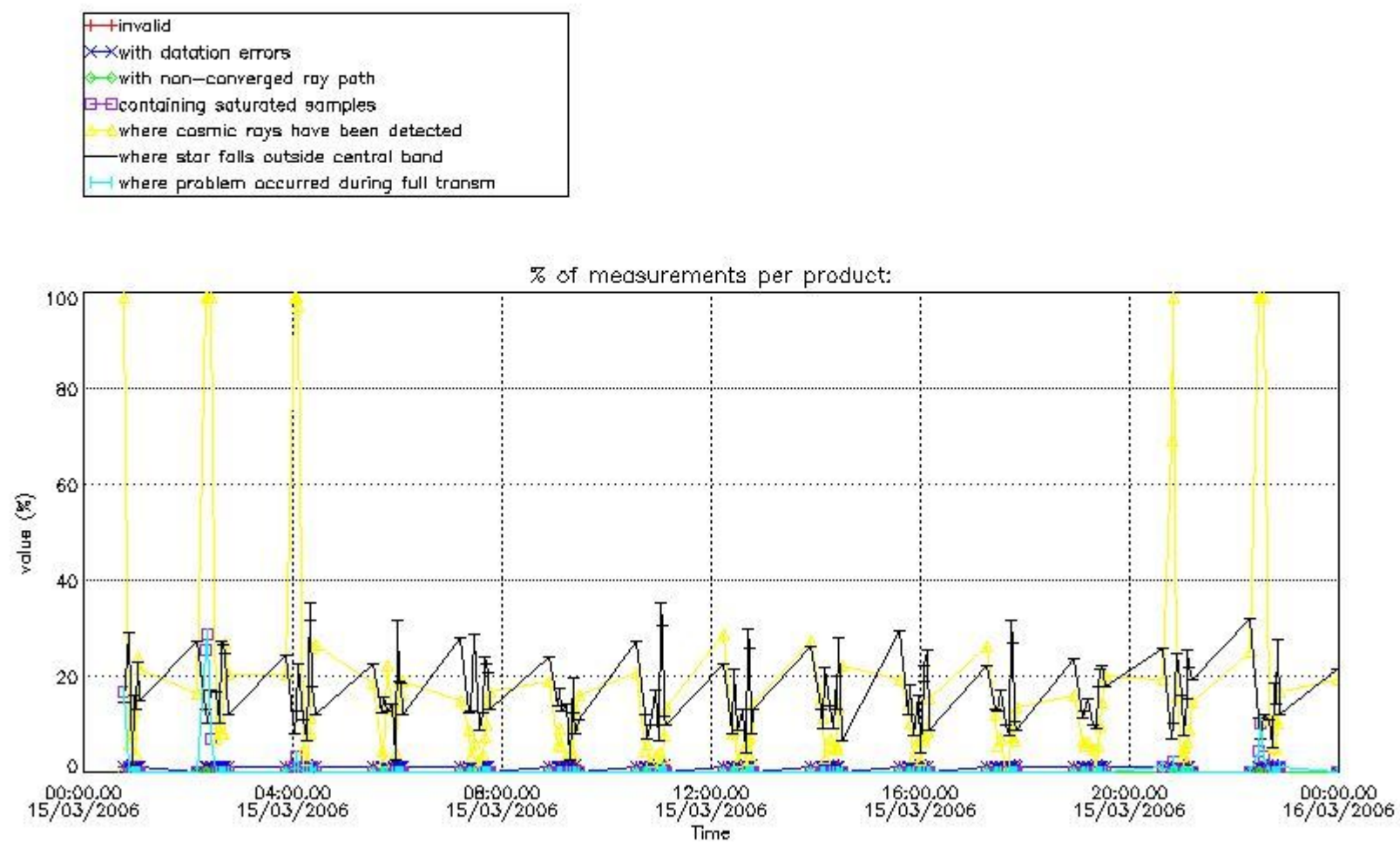
#### 4. Level 1 quality information per product

In this section it is plotted some information contained in the Quality Summary data set of the level 2 products that comes from the level 1b processing. Products without errors (error flag in the MPH set to "0") are used.

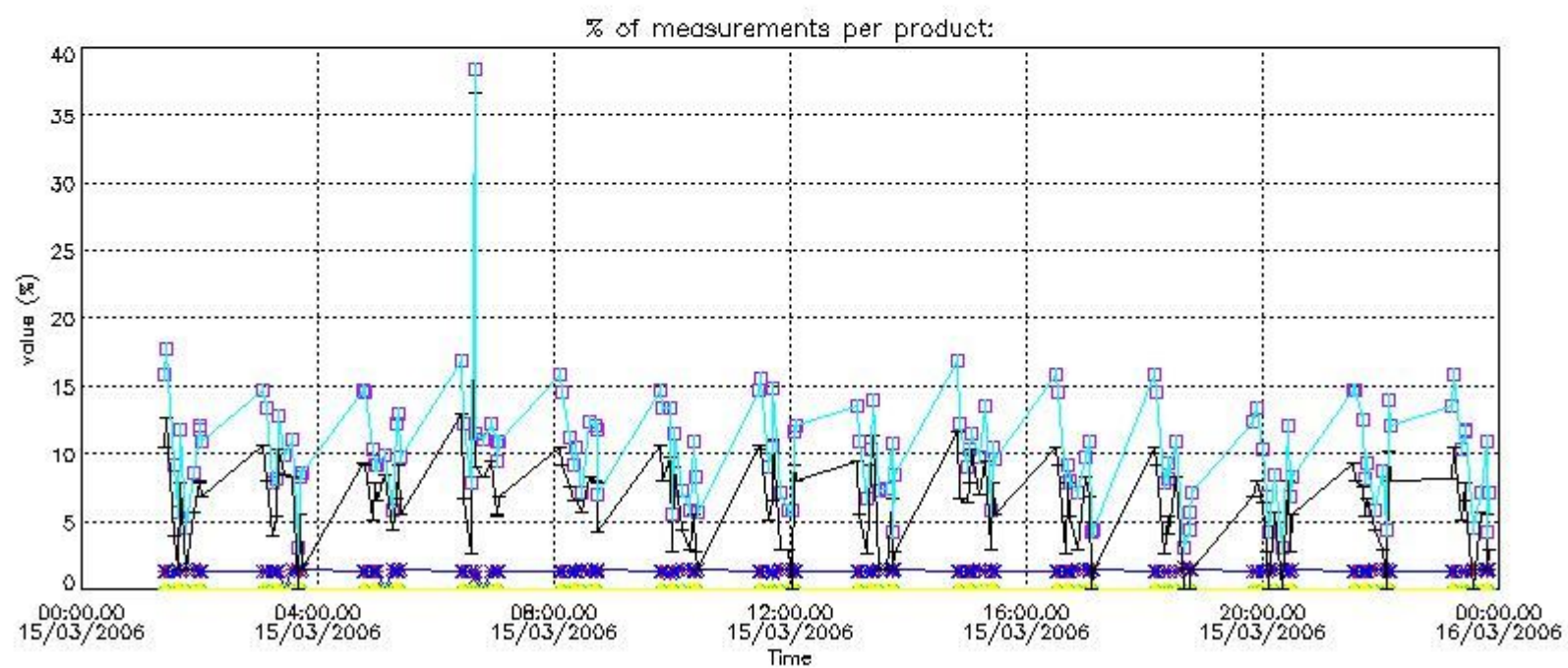
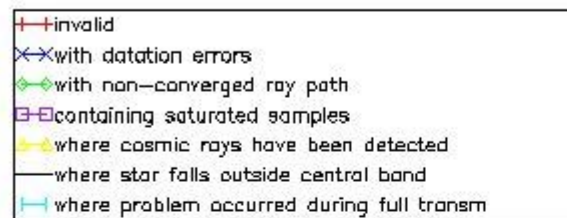
##### 4.1 Plot quality information per product (time dependant) coming from level 1b processing

###### 4.1.1 Plot level 1 quality information per product (time dependant): ENVISAT ASCENDING passes





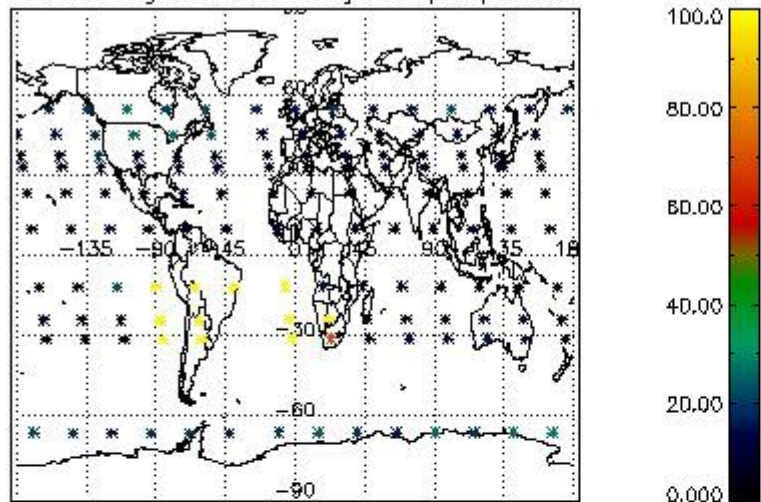
4.1.2 Plot level 1 quality information per product (time dependant): ENVI SAT DESCENDING passes



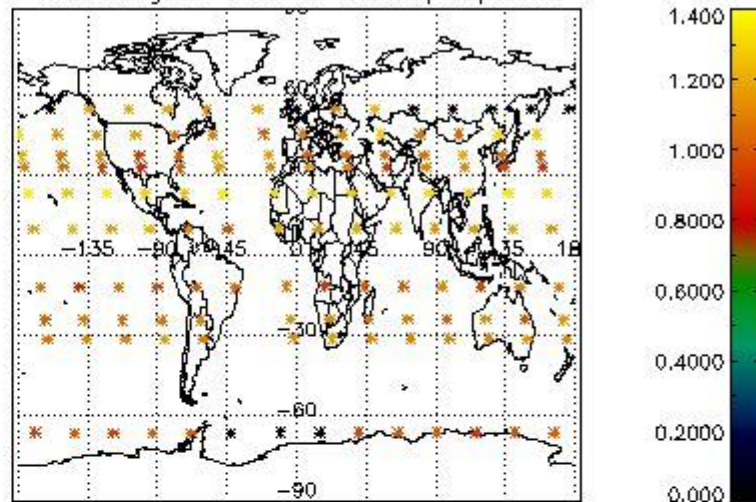
#### 4.2 Plot quality information per product coming from level 1b processing (world map)

##### 4.2.1 Plot level 1 quality information per product (world map): ENVISAT ASCENDING passes

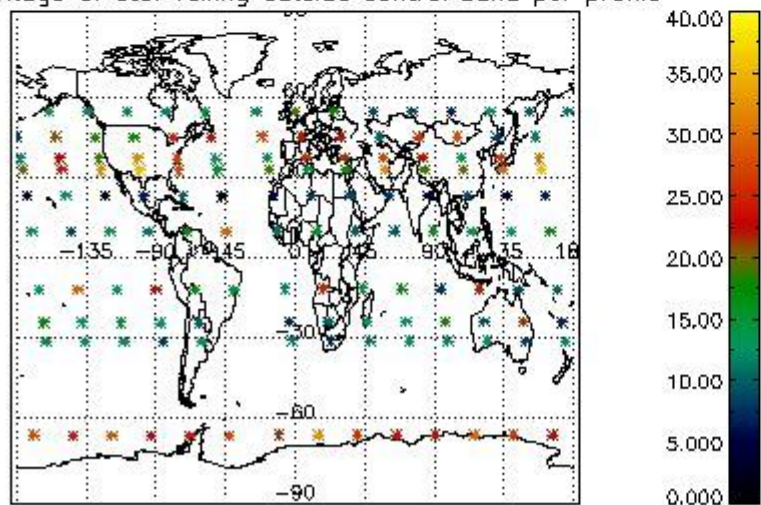
Percentage of cosmic ray hits per profile



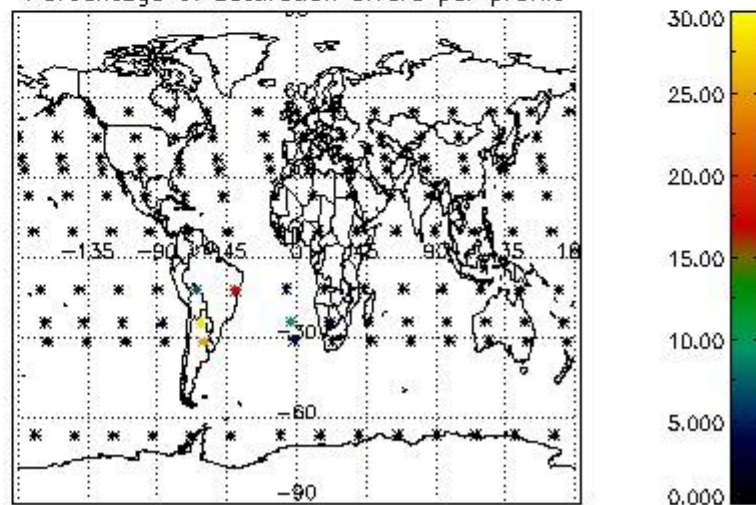
Percentage of datation errors per profile



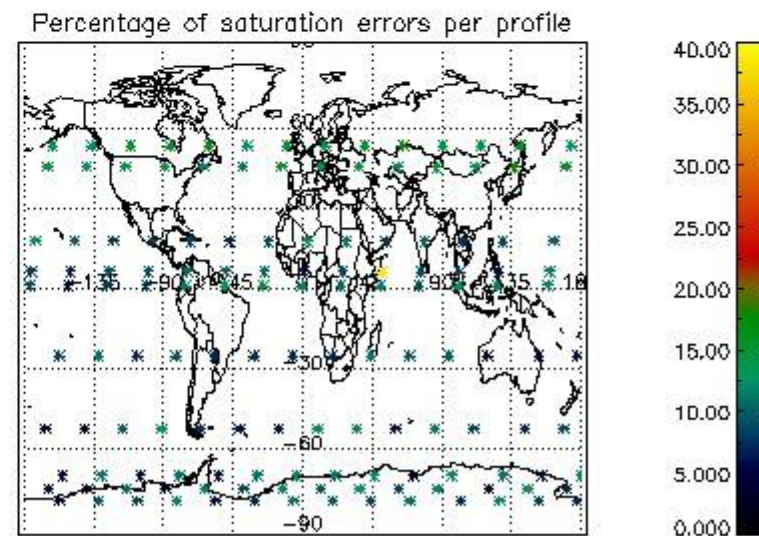
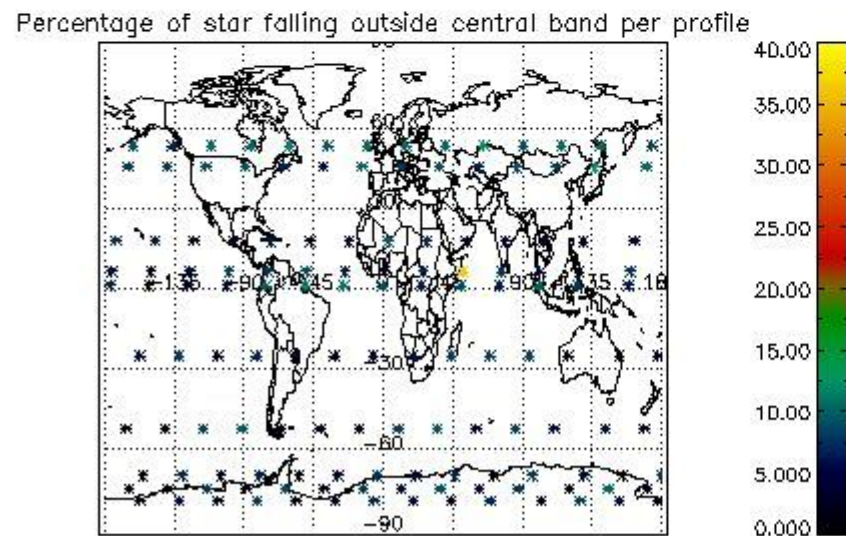
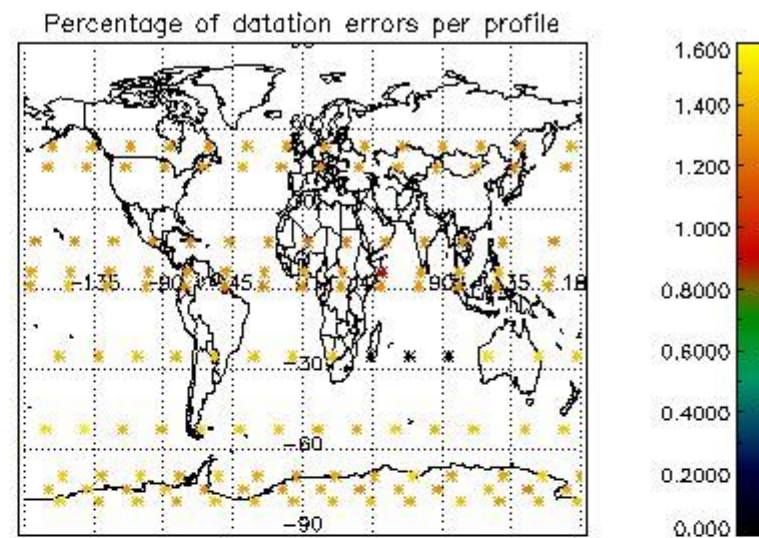
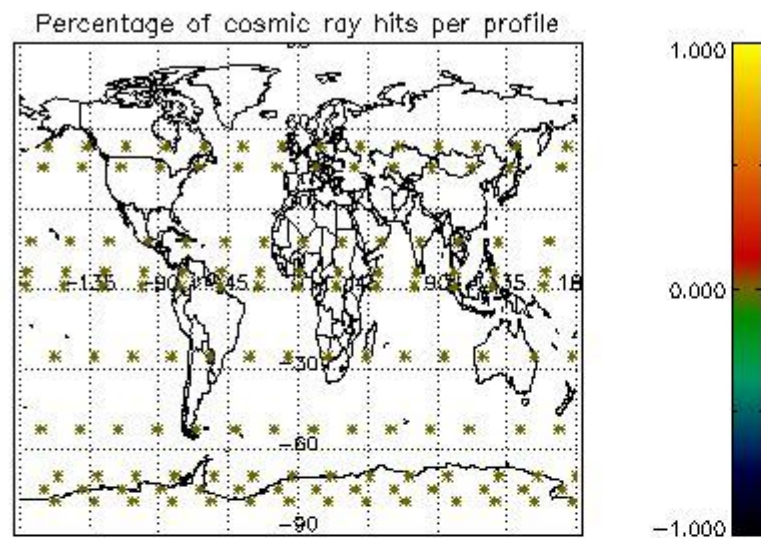
Percentage of star falling outside central band per profile



Percentage of saturation errors per profile



4.2.2 Plot level 1 quality information per product (world map): ENVISAT DESCENDING passes



## 5. Trace gas profiles

### 5.1 Ozone statistics based on quality of products

The final quality of the products can be "measured" using the STD (Standard Deviation) attached to every point profile. This information is written to the parameter GOM\_NL\_\_2P/NL\_LOCAL\_SPECIES\_DENSITY/o3\_std of the level 2 products. The table below shows the statistics for given STD ranges.

The statistics are given with respect to the overall valid production:

- Products without fatal errors: GOM\_NL\_\_2P/MPH/PRODUCT\_ERR=0
- Valid point profile: GOM\_NL\_\_2P/NL\_LOCAL\_SPECIES\_DENSITY/pcd(0)=0

The 'Criteria' is applied to valid points of dark limb products:

- Products in dark limb illumination condition: GOM\_NL\_\_2P/NL\_SUMMARY\_QUALITY/obs\_ill\_cond=0
- Products without fatal errors: GOM\_NL\_\_2P/MPH/PRODUCT\_ERR=0
- Valid point profile: GOM\_NL\_\_2P/NL\_LOCAL\_SPECIES\_DENSITY/pcd(0)=0

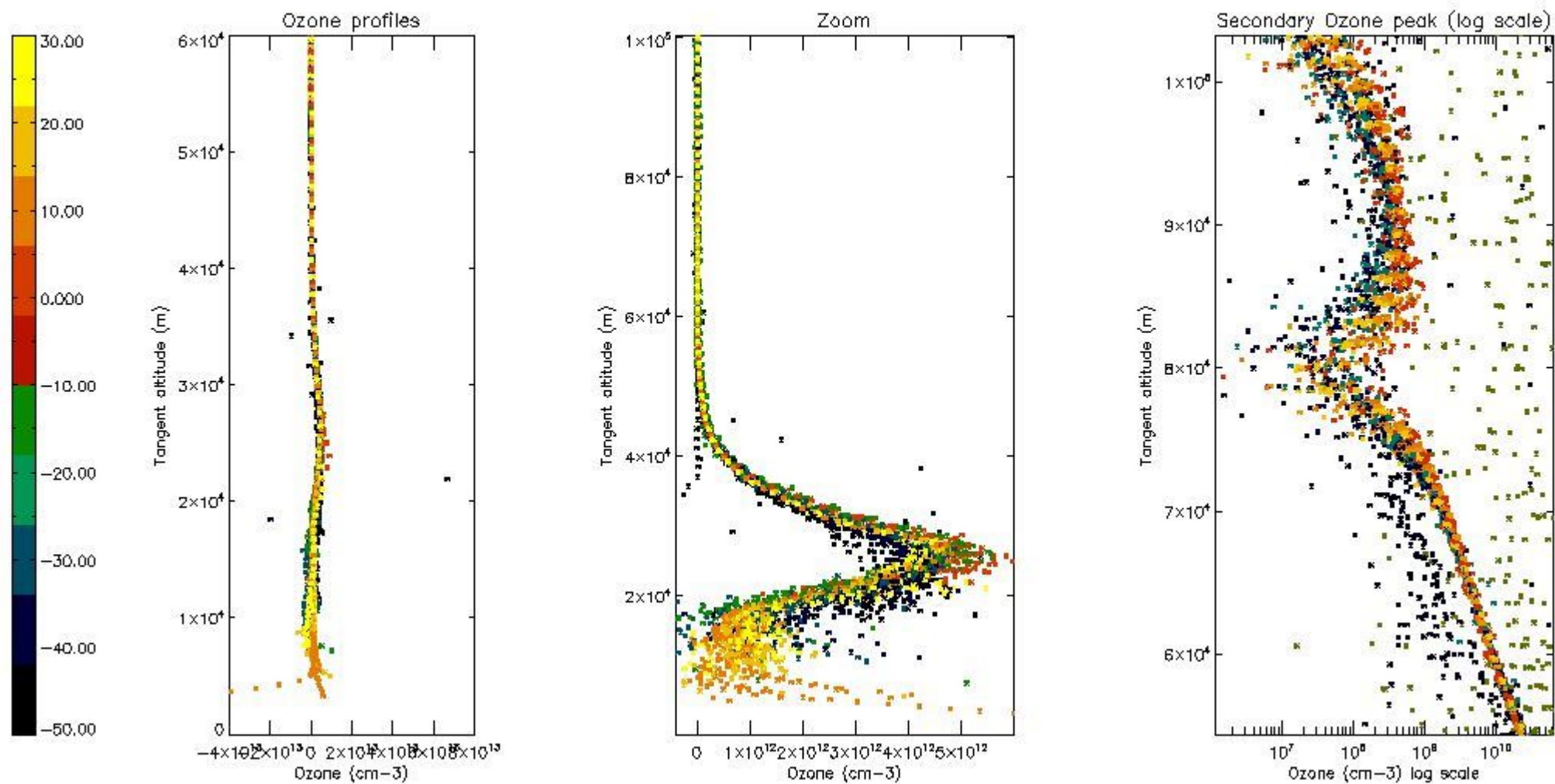
So, the table below shows the percentage of dark limb and valid observations for each criteria with respect to the overall valid daily observations.

Criteria	% of total production
All STD	44
STD < 20	25

STD < 10	20
STD < 5	15

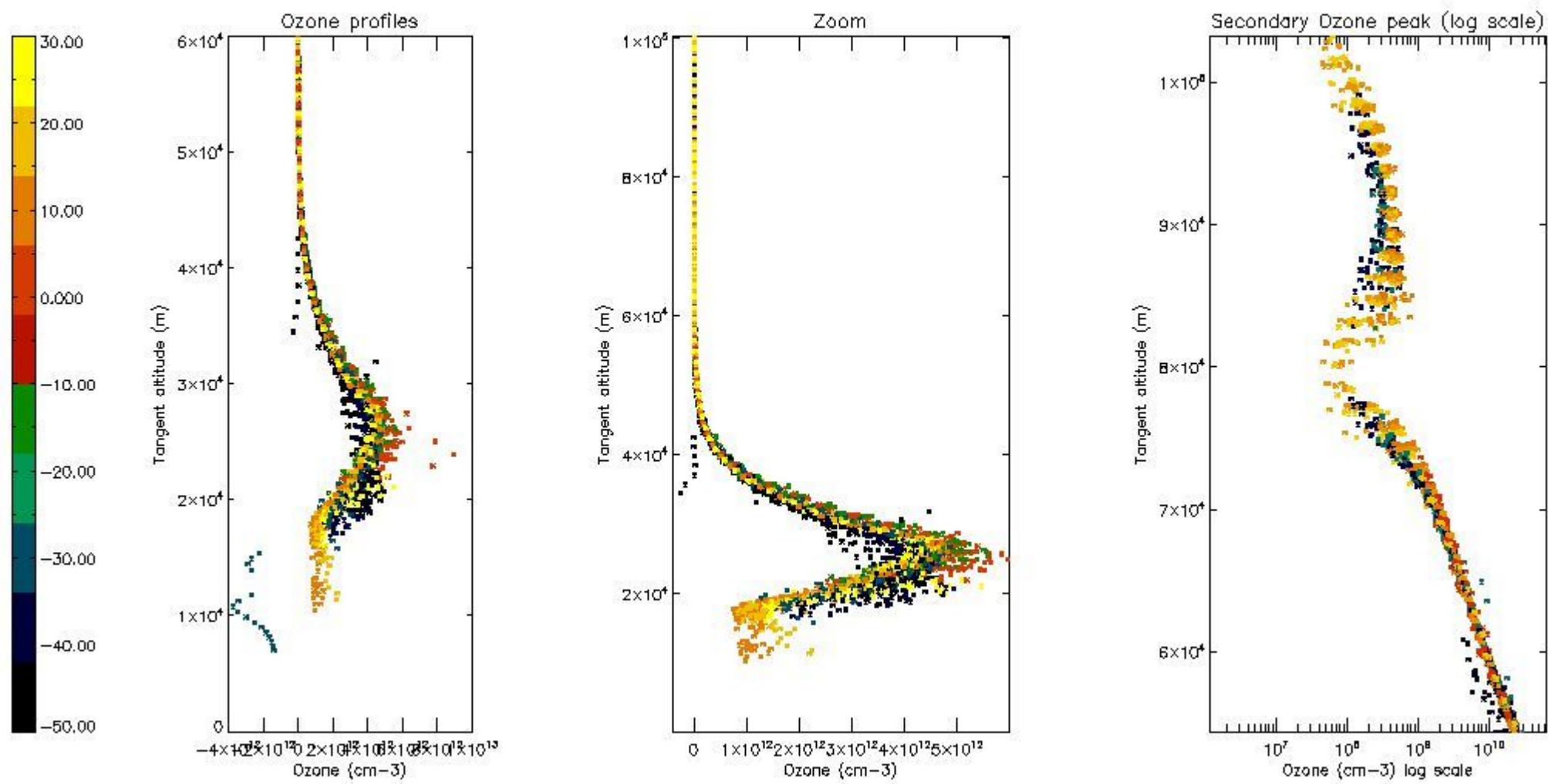
5.2 Plot ozone profiles for all STD (dark without errors)

The colorbar represents the latitude.



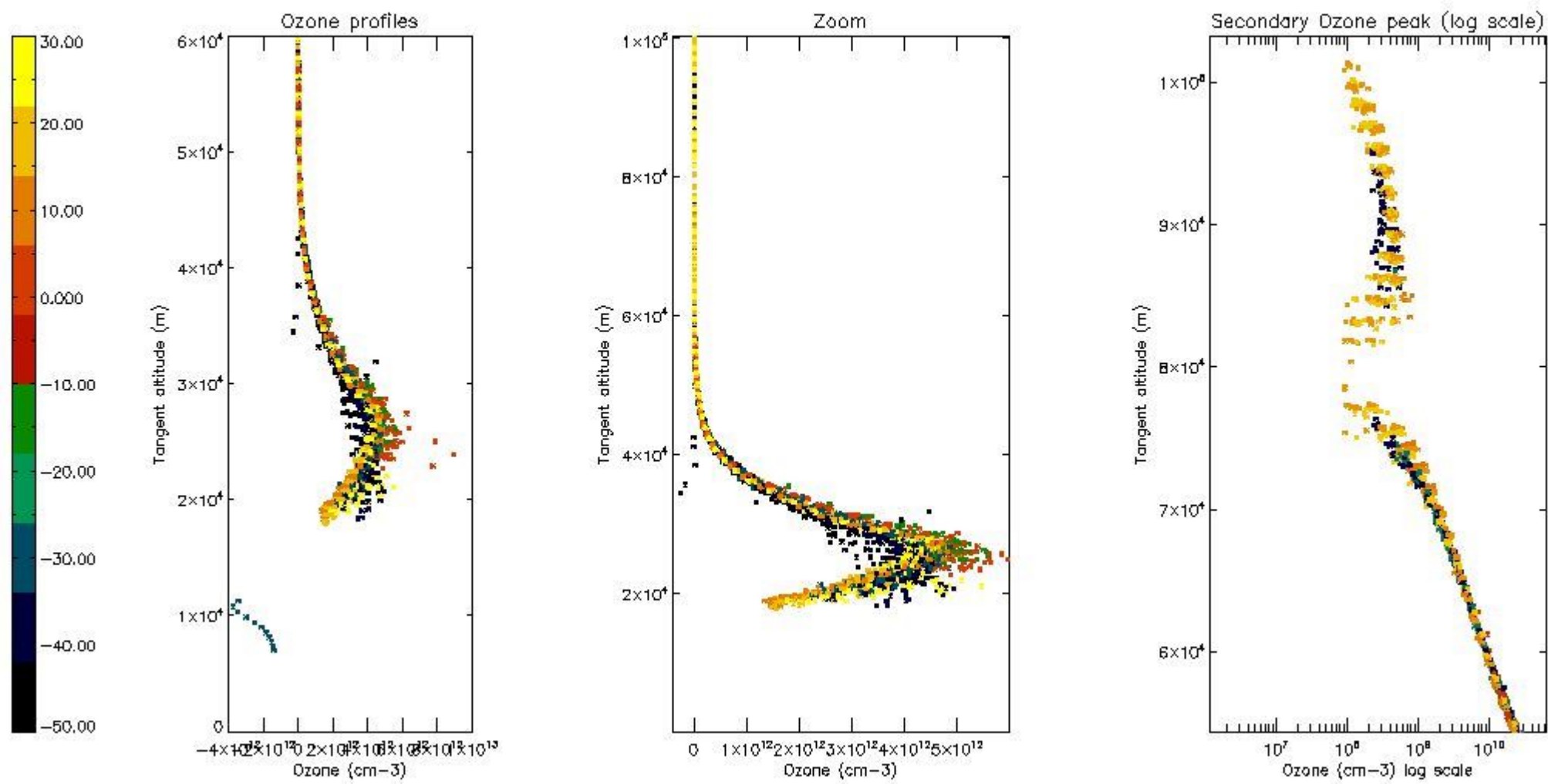
5.3 Plot ozone profiles where STD < 20% (dark without errors)

The colorbar represents the latitude.



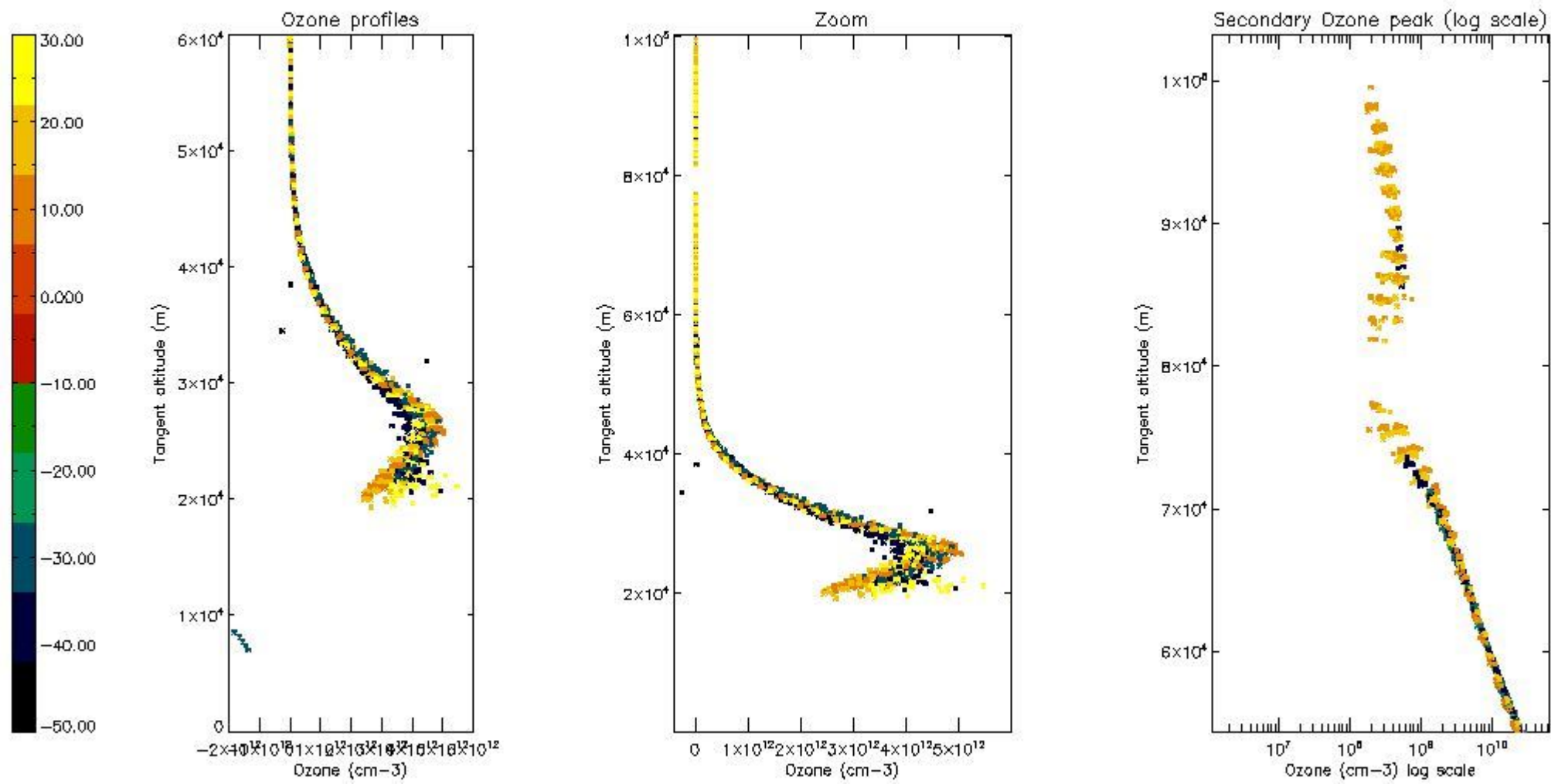
5.4 Plot ozone profiles where  $STD < 10\%$  (dark without errors)

The colorbar represents the latitude.



*5.5 Plot ozone profiles where STD < 5% (dark without errors)*

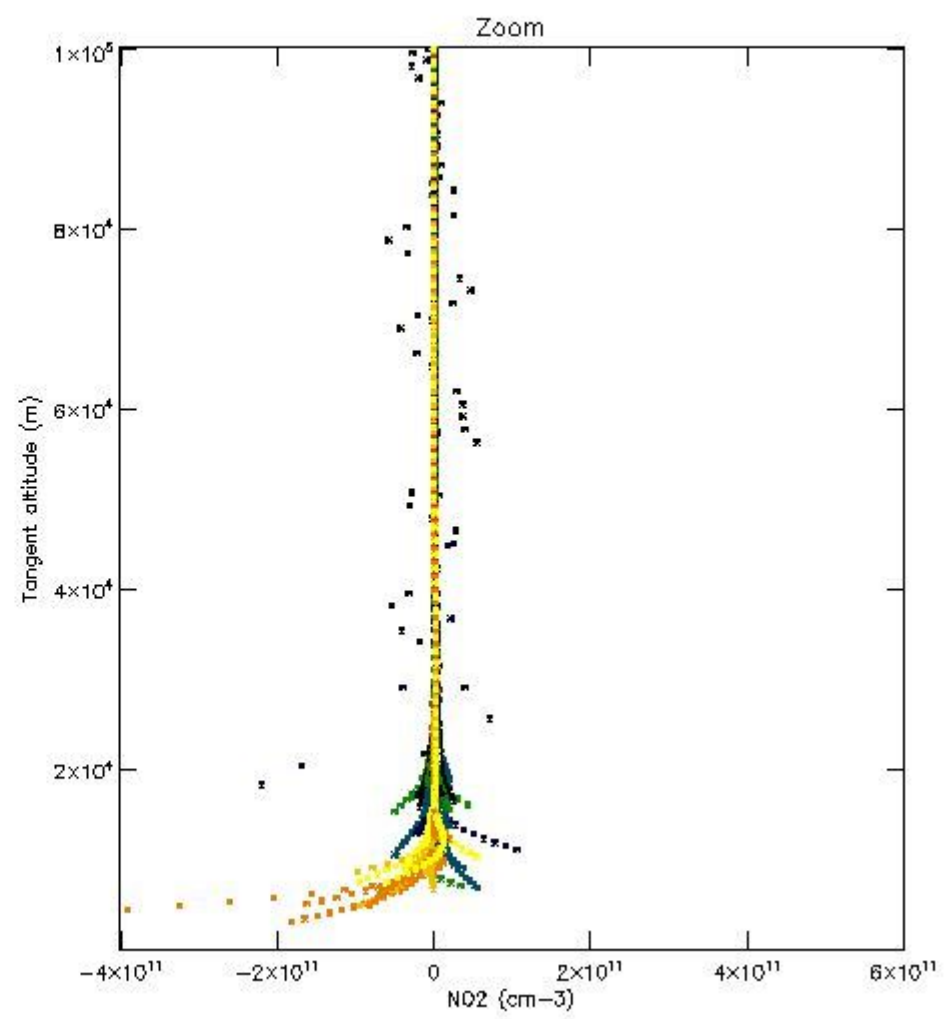
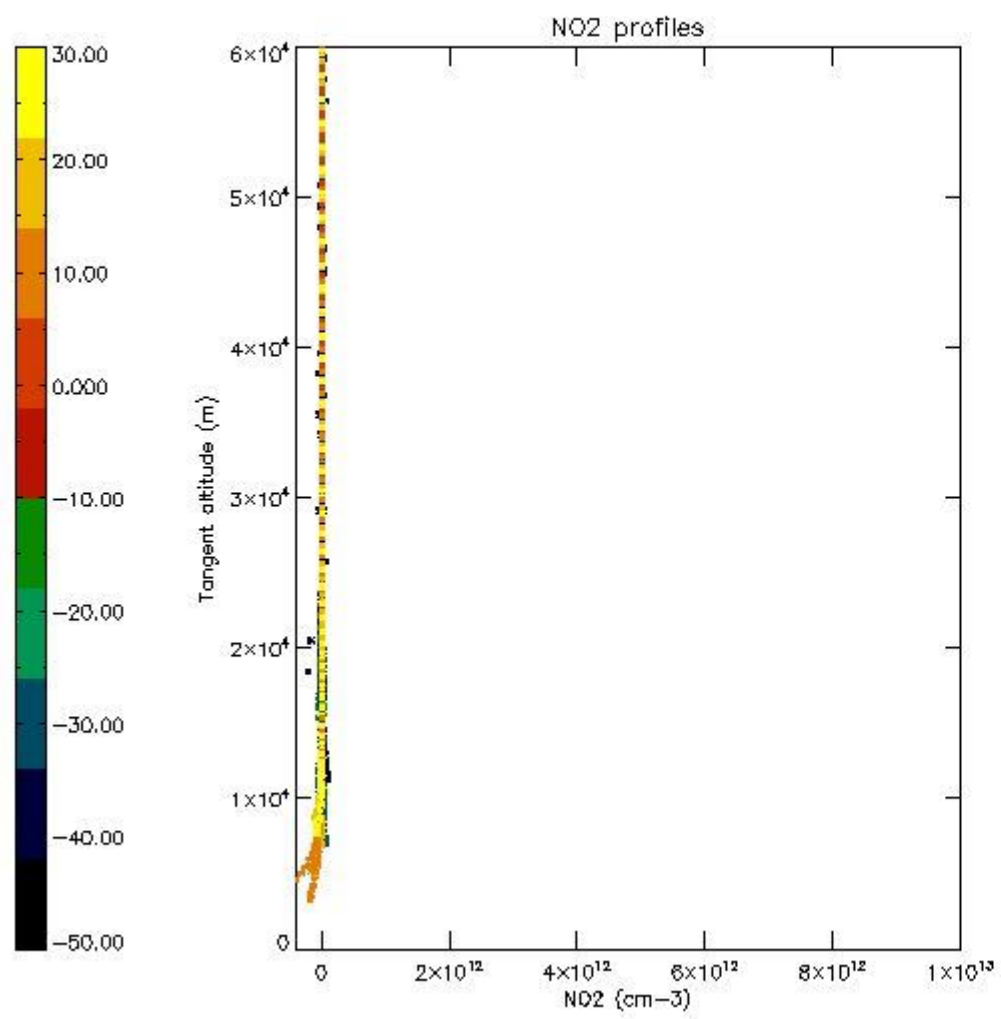
The colorbar represents the latitude.



*5.6 Plot NO<sub>2</sub> profiles for all STD (dark without errors)*

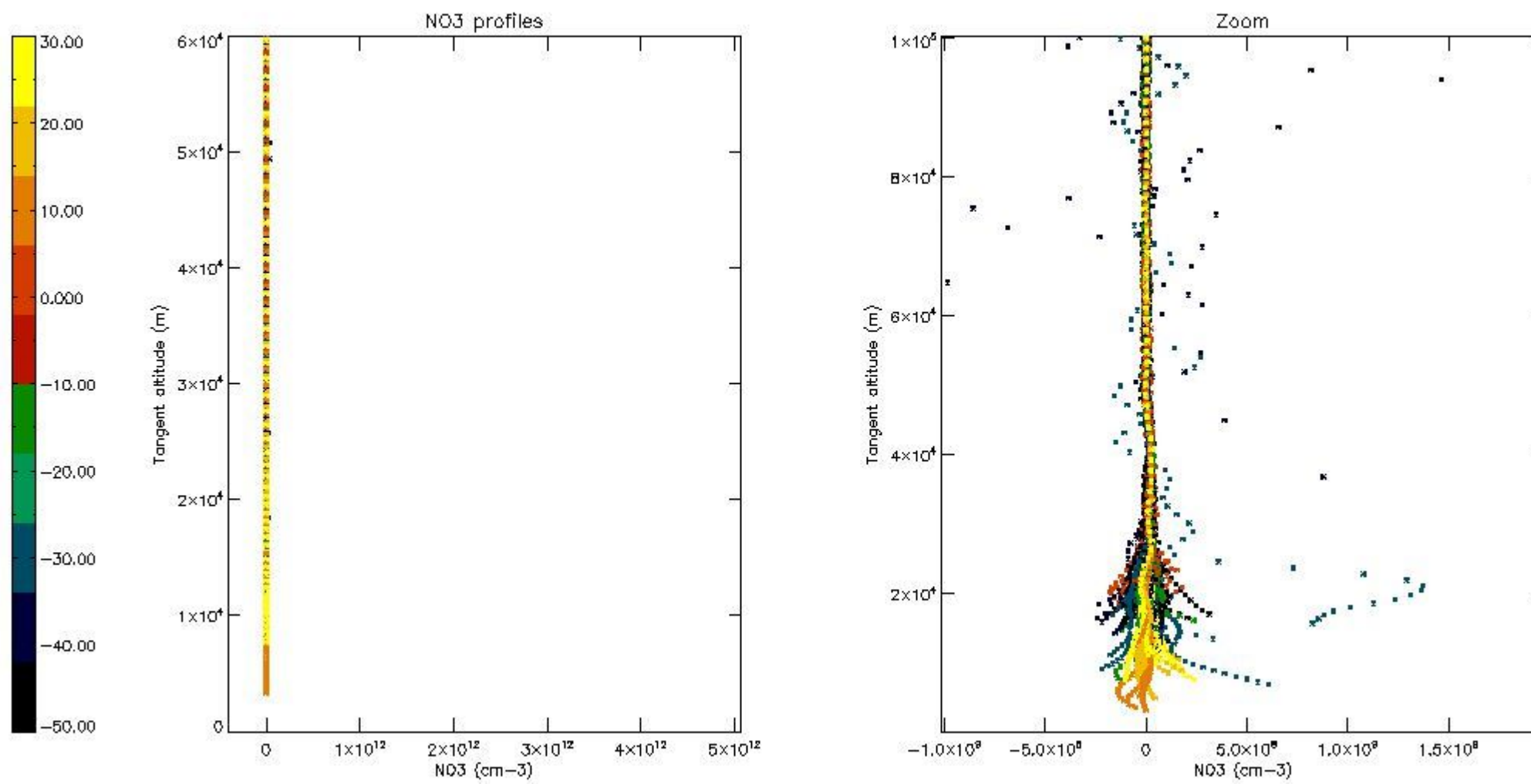
The colorbar represents the latitude.





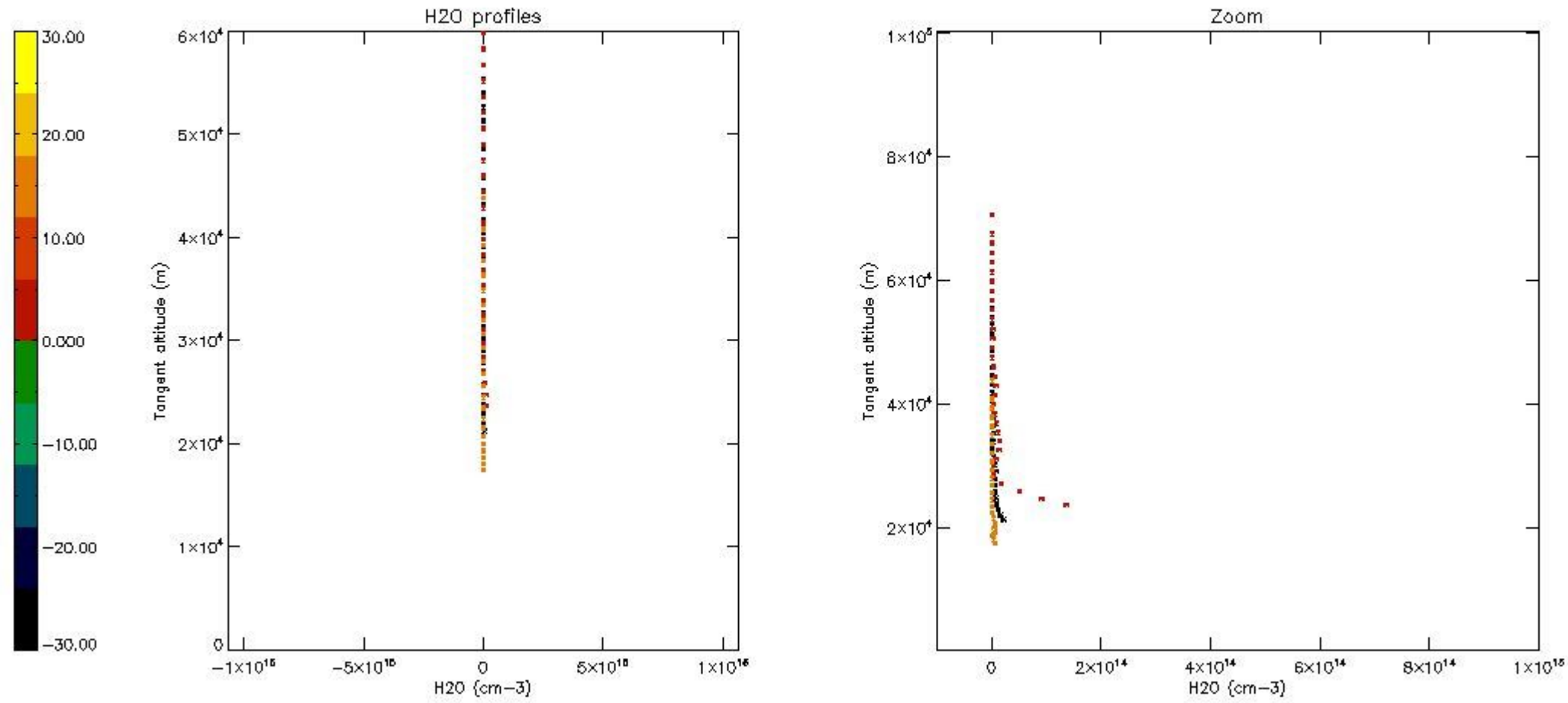
*5.7 Plot NO3 profiles for all STD (dark without errors)*

The colorbar represents the latitude.



*5.8 Plot H2O profiles for all STD (only for occultations of stars 1,2,3,4,13,14,16,26,63 dark without errors)*

The colorbar represents the latitude.



## 6. Auxiliary Data Files used for the production reported in section 2

The number reported in the third column indicates since which file (see list in section 2) the corresponding auxiliary file has been used. The fourth column is the date of those product files.

Type	Auxiliary Filename	Used since product	Used since product date
INST_PHYS_CHARACTERISTICS	GOM_INS_AXVIEC20091111_143220_20030716_120000_20500101_000000	1	15-MAR-2006 00:45:39
LEVEL-2_PROC_CONFIG	GOM_PR2_AXVIEC20091111_152718_20020301_000000_20500101_000000	1	15-MAR-2006 00:45:39
CROSS_SECTIONS_FILE	GOM_CRS_AXVIEC20091111_154832_20020301_000000_20500101_000000	1	15-MAR-2006 00:45:39

# GOMOS Level 2 Daily Report

## SUMMARY

### [1. General Info](#)

### [2. Summary of processed GOM\\_NL\\_2P products](#)

### [3. Level 2 Quality information per product](#)

#### [3.1 Plot of level 2 quality information per product \(time dependant\)](#)

#### [3.2 Plot of level 2 quality information per product \(world map\)](#)

### [4. Level 1 Quality information per product \(stored on level 2 products\)](#)

#### [4.1 Plot of level 1 quality information per product \(time dependant\)](#)

##### [4.1.1 Plot of level 1 quality information per product \(time dependant\): ASCENDING](#)

##### [4.1.2 Plot of level 1 quality information per product \(time dependant\): DESCENDING](#)

#### [4.2 Plot of level 1 quality information per product \(world map\)](#)

##### [4.2.1 Plot of level 1 quality information per product \(world map\): ASCENDING](#)

##### [4.2.2 Plot of level 1 quality information per product \(world map\): DESCENDING](#)

### [5. Ozone profiles based on quality statistics and other trace gas profiles](#)

#### [5.1 Ozone statistics based on quality of products](#)

#### [5.2 Plot ozone profiles for all STD \(dark without errors\)](#)

#### [5.3 Plot ozone profiles where STD < 20% \(dark without errors\)](#)

#### [5.4. Plot ozone profiles where STD < 10% \(dark without errors\)](#)

#### [5.5. Plot ozone profiles where STD < 5% \(dark without errors\)](#)

#### [5.6 Plot NO2 profiles for all STD \(dark without errors\)](#)

#### [5.7 Plot NO3 profiles for all STD \(dark without errors\)](#)

#### [5.8 Plot H2O profiles \(only for occultations of stars 1,2,3,4,13,14,16,26,63 dark without errors\) for all STD](#)

### [6. Auxiliary Data Files used for the production reported in section 2](#)

This report presents the daily analysis on parameters extracted from GOMOS level 2 data (GOM\_NL\_\_2P). It is intended to monitor some important parameters that will impact the quality of these products. A list of level 2 products (and content) that have arrived during the reporting day to the PCF is also given.

Item	Value
Time of report generation	22APR2013 16:43:31
Data source version	GOMOS/6.01
Start time of products	15-03-2006 (15MAR2006 00:00:00)
Stop time of products	16-03-2006 (16MAR2006 00:00:00)
Store outputs in DB	Yes
Nb of level 2 prods	278
Nb of prods with errors	0

## 2. Summary of processed GOM\_NL\_\_2P products.

Nr	Filename	UTC Start time	Limb	Duration	Star Id	Star Name	Star Mag	Star Temp	Nb Meas	Orbit	Prod. error
1	GOM_NL__2PRFIN20060315_004539_000000482046_00016_21112_8228.N1	15-MAR-2006 00:45:39	Dark	48.000	38	20Eps Sgr	1.8360	11000.	96	21112	No
2	GOM_NL__2PRFIN20060315_005144_000000522046_00017_21113_8228.N1	15-MAR-2006 00:51:44	Dark	51.500	141	Bet Ara	2.8400	4600.0	103	21113	No
3	GOM_NL__2PRFIN20060315_005529_000000372046_00017_21113_8229.N1	15-MAR-2006 00:55:29	Dark	37.000	134	Bet TrA	2.8100	6600.0	74	21113	No
4	GOM_NL__2PRFIN20060315_005813_000000442046_00017_21113_8230.N1	15-MAR-2006 00:58:13	Dark	43.500	4	Alp1Cen	-0.010000	5800.0	87	21113	No
5	GOM_NL__2PRFIN20060315_005926_000000422046_00017_21113_8231.N1	15-MAR-2006 00:59:26	Dark	41.500	10	Bet Cen	0.61000	28000.	83	21113	No
6	GOM_NL__2PRFIN20060315_010142_000000462046_00017_21113_8232.N1	15-MAR-2006 01:01:42	Dark	46.000	20	Bet Cru	1.2530	30000.	92	21113	No
7	GOM_NL__2PRFIN20060315_010424_000000442046_00017_21113_8233.N1	15-MAR-2006 01:04:24	Straylight	44.000	64	Gam Cen	2.2000	10600.	88	21113	No
8	GOM_NL__2PRFIN20060315_012414_000000382046_00017_21113_8234.N1	15-MAR-2006 01:24:14	Bright	38.000	22	32Alp Leo	1.3600	15200.	76	21113	No
9	GOM_NL__2PRFIN20060315_012631_000000402046_00017_21113_8235.N1	15-MAR-2006 01:26:31	Bright	39.500	51	41Gam1Leo	2.0100	4500.0	79	21113	No
10	GOM_NL__2PRFIN20060315_013422_000000392046_00017_21113_8236.N1	15-MAR-2006 01:34:22	Bright	38.500	174	52Psi UMa	3.0040	4400.0	77	21113	No
11	GOM_NL__2PRFIN20060315_013732_000000362046_00017_21113_8237.N1	15-MAR-2006 01:37:32	Bright	35.500	82	48Bet UMa	2.3650	10600.	71	21113	No
12	GOM_NL__2PRFIN20060315_013900_000000382046_00017_21113_8238.N1	15-MAR-2006 01:39:00	Bright	38.000	36	50Alp UMa	1.8000	6300.0	76	21113	No
13	GOM_NL__2PRFIN20060315_014620_000000332046_00017_21113_8239.N1	15-MAR-2006 01:46:20	Bright	33.000	49	1Alp UMi	1.9900	6300.0	66	21113	No
14	GOM_NL__2PRFIN20060315_015406_000000352046_00017_21113_8240.N1	15-MAR-2006 01:54:06	Bright	35.000	89	5Alp Cep	2.4510	8000.0	70	21113	No
15	GOM_NL__2PRFIN20060315_015913_000000382046_00017_21113_8241.N1	15-MAR-2006 01:59:13	Bright	37.500	19	50Alp Cyg	1.2460	10500.	75	21113	No
16	GOM_NL__2PRFIN20060315_020047_000000382046_00017_21113_8242.N1	15-MAR-2006 02:00:47	Bright	38.000	66	37Gam Cyg	2.2080	5900.0	76	21113	No
17	GOM_NL__2PRFIN20060315_020229_000000372046_00017_21113_8243.N1	15-MAR-2006 02:02:29	Bright	36.500	92	53Eps Cyg	2.5000	4500.0	73	21113	No
18	GOM_NL__2PRFIN20060315_021044_000000522046_00017_21113_8244.N1	15-MAR-2006 02:10:44	Twilight_stray	51.500	11	53Alp Aql	0.76500	8000.0	103	21113	No
19	GOM_NL__2PRFIN20060315_022048_000000462046_00017_21113_8245.N1	15-MAR-2006 02:20:48	Dark	45.500	155	41Pi Sgr	2.9000	6600.0	91	21113	No
20	GOM_NL__2PRFIN20060315_022250_000000452046_00017_21113_8246.N1	15-MAR-2006 02:22:50	Dark	45.000	57	34Sig Sgr	2.0660	26000.	90	21113	No
21	GOM_NL__2PRFIN20060315_022616_000000502046_00017_21113_8247.N1	15-MAR-2006 02:26:16	Dark	50.000	38	20Eps Sgr	1.8360	11000.	100	21113	No
22	GOM_NL__2PRFIN20060315_023221_000000452046_00018_21114_8228.N1	15-MAR-2006 02:32:21	Dark	44.500	141	Bet Ara	2.8400	4600.0	89	21114	No
23	GOM_NL__2PRFIN20060315_023605_000000402046_00018_21114_8229.N1	15-MAR-2006 02:36:05	Dark	40.000	134	Bet TrA	2.8100	6600.0	80	21114	No
24	GOM_NL__2PRFIN20060315_023849_000000502046_00018_21114_8230.N1	15-MAR-2006 02:38:49	Dark	49.500	4	Alp1Cen	-0.010000	5800.0	99	21114	No
25	GOM_NL__2PRFIN20060315_024003_000000492046_00018_21114_8231.N1	15-MAR-2006 02:40:03	Dark	49.000	10	Bet Cen	0.61000	28000.	98	21114	No
26	GOM_NL__2PRFIN20060315_024219_000000472046_00018_21114_8232.N1	15-MAR-2006 02:42:19	Dark	46.500	20	Bet Cru	1.2530	30000.	93	21114	No
27	GOM_NL__2PRFIN20060315_024500_000000422046_00018_21114_8233.N1	15-MAR-2006 02:45:00	Straylight	42.000	64	Gam Cen	2.2000	10600.	84	21114	No
28	GOM_NL__2PRFIN20060315_030450_000000382046_00018_21114_8234.N1	15-MAR-2006 03:04:50	Bright	37.500	22	32Alp Leo	1.3600	15200.	75	21114	No
29	GOM_NL__2PRFIN20060315_030707_000000382046_00018_21114_8235.N1	15-MAR-2006 03:07:07	Bright	37.500	51	41Gam1Leo	2.0100	4500.0	75	21114	No
30	GOM_NL__2PRFIN20060315_031457_000000392046_00018_21114_8236.N1	15-MAR-2006 03:14:57	Bright	38.500	174	52Psi UMa	3.0040	4400.0	77	21114	No
31	GOM_NL__2PRFIN20060315_031807_000000372046_00018_21114_8237.N1	15-MAR-2006 03:18:07	Bright	37.000	82	48Bet UMa	2.3650	10600.	74	21114	No
32	GOM_NL__2PRFIN20060315_031936_000000392046_00018_21114_8238.N1	15-MAR-2006 03:19:36	Bright	39.000	36	50Alp UMa	1.8000	6300.0	78	21114	No
33	GOM_NL__2PRFIN20060315_032656_000000362046_00018_21114_8239.N1	15-MAR-2006 03:26:56	Bright	35.500	49	1Alp UMi	1.9900	6300.0	71	21114	No
34	GOM_NL__2PRFIN20060315_033442_000000362046_00018_21114_8240.N1	15-MAR-2006 03:34:42	Bright	36.000	89	5Alp Cep	2.4510	8000.0	72	21114	No
35	GOM_NL__2PRFIN20060315_033949_000000342046_00018_21114_8241.N1	15-MAR-2006 03:39:49	Bright	33.500	19	50Alp Cyg	1.2460	10500.	67	21114	No
36	GOM_NL__2PRFIN20060315_034123_000000372046_00018_21114_8242.N1	15-MAR-2006 03:41:23	Bright	36.500	66	37Gam Cyg	2.2080	5900.0	73	21114	No
37	GOM_NL__2PRFIN20060315_034305_000000352046_00018_21114_8243.N1	15-MAR-2006 03:43:05	Bright	35.000	92	53Eps Cyg	2.5000	4500.0	70	21114	No
38	GOM_NL__2PRFIN20060315_035120_000000502046_00018_21114_8244.N1	15-MAR-2006 03:51:20	Twilight_stray	49.500	11	53Alp Aql	0.76500	8000.0	99	21114	No
39	GOM_NL__2PRFIN20060315_040125_000000432046_00018_21114_8245.N1	15-MAR-2006 04:01:25	Dark	43.000	155	41Pi Sgr	2.9000	6600.0	86	21114	No
40	GOM_NL__2PRFIN20060315_040326_000000472046_00018_21114_8246.N1	15-MAR-2006 04:03:26	Dark	46.500	57	34Sig Sgr	2.0660	26000.	93	21114	No
41	GOM_NL__2PRFIN20060315_040653_000000532046_00018_21114_8247.N1	15-MAR-2006 04:06:53	Dark	53.000	38	20Eps Sgr	1.8360	11000.	106	21114	No
42	GOM_NL__2PRFIN20060315_041257_000000412046_00019_21115_8228.N1	15-MAR-2006 04:12:57	Dark	41.000	141	Bet Ara	2.8400	4600.0	82	21115	No

43	GOM_NL__2PRFIN20060315_041642_000000392046_00019_21115_8229.N1	15-MAR-2006 04:16:42	Dark	38.500	134	Bet TrA	2.8100	6600.0	77	21115	No
44	GOM_NL__2PRFIN20060315_041926_000000572046_00019_21115_8230.N1	15-MAR-2006 04:19:26	Dark	56.500	4	Alp1Cen	-0.010000	5800.0	113	21115	No
45	GOM_NL__2PRFIN20060315_042039_000000542046_00019_21115_8231.N1	15-MAR-2006 04:20:39	Dark	53.500	10	Bet Cen	0.61000	28000.	107	21115	No
46	GOM_NL__2PRFIN20060315_042255_000000432046_00019_21115_8232.N1	15-MAR-2006 04:22:55	Dark	42.500	20	Bet Cru	1.2530	30000.	85	21115	No
47	GOM_NL__2PRFIN20060315_042537_000000422046_00019_21115_8233.N1	15-MAR-2006 04:25:37	Straylight	41.500	64	Gam Cen	2.2000	10600.	83	21115	No
48	GOM_NL__2PRFIN20060315_044526_000000382046_00019_21115_8234.N1	15-MAR-2006 04:45:26	Bright	37.500	22	32Alp Leo	1.3600	15200.	75	21115	No
49	GOM_NL__2PRFIN20060315_044743_000000382046_00019_21115_8235.N1	15-MAR-2006 04:47:43	Bright	38.000	51	41Gam1Leo	2.0100	4500.0	76	21115	No
50	GOM_NL__2PRFIN20060315_045533_000000392046_00019_21115_8236.N1	15-MAR-2006 04:55:33	Bright	39.000	174	52Psi UMa	3.0040	4400.0	78	21115	No
51	GOM_NL__2PRFIN20060315_045843_000000382046_00019_21115_8237.N1	15-MAR-2006 04:58:43	Bright	38.000	82	48Bet UMa	2.3650	10600.	76	21115	No
52	GOM_NL__2PRFIN20060315_050012_000000382046_00019_21115_8238.N1	15-MAR-2006 05:00:12	Bright	38.000	36	50Alp UMa	1.8000	6300.0	76	21115	No
53	GOM_NL__2PRFIN20060315_050732_000000362046_00019_21115_8239.N1	15-MAR-2006 05:07:32	Bright	35.500	49	1Alp UMi	1.9900	6300.0	71	21115	No
54	GOM_NL__2PRFIN20060315_051518_000000352046_00019_21115_8240.N1	15-MAR-2006 05:15:18	Bright	34.500	89	5Alp Cep	2.4510	8000.0	69	21115	No
55	GOM_NL__2PRFIN20060315_052025_000000372046_00019_21115_8241.N1	15-MAR-2006 05:20:25	Bright	37.000	19	50Alp Cyg	1.2460	10500.	74	21115	No
56	GOM_NL__2PRFIN20060315_052159_000000392046_00019_21115_8242.N1	15-MAR-2006 05:21:59	Bright	38.500	66	37Gam Cyg	2.2080	5900.0	77	21115	No
57	GOM_NL__2PRFIN20060315_052341_000000362046_00019_21115_8243.N1	15-MAR-2006 05:23:41	Bright	36.000	92	53Eps Cyg	2.5000	4500.0	72	21115	No
58	GOM_NL__2PRFIN20060315_053157_000000492046_00019_21115_8244.N1	15-MAR-2006 05:31:57	Tw_i_and_stray	49.000	11	53Alp Aql	0.76500	8000.0	98	21115	No
59	GOM_NL__2PRFIN20060315_054202_000000452046_00019_21115_8245.N1	15-MAR-2006 05:42:02	Dark	45.000	155	41Pi Sgr	2.9000	6600.0	90	21115	No
60	GOM_NL__2PRFIN20060315_054403_000000482046_00019_21115_8246.N1	15-MAR-2006 05:44:03	Dark	48.000	57	34Sig Sgr	2.0660	26000.	96	21115	No
61	GOM_NL__2PRFIN20060315_054730_000000472046_00019_21115_8247.N1	15-MAR-2006 05:47:30	Dark	47.000	38	20Eps Sgr	1.8360	11000.	94	21115	No
62	GOM_NL__2PRFIN20060315_055334_000000432046_00020_21116_8229.N1	15-MAR-2006 05:53:34	Dark	42.500	141	Bet Ara	2.8400	4600.0	85	21116	No
63	GOM_NL__2PRFIN20060315_055718_000000372046_00020_21116_8230.N1	15-MAR-2006 05:57:18	Dark	37.000	134	Bet TrA	2.8100	6600.0	74	21116	No
64	GOM_NL__2PRFIN20060315_060002_000000542046_00020_21116_8231.N1	15-MAR-2006 06:00:02	Dark	53.500	4	Alp1Cen	-0.010000	5800.0	107	21116	No
65	GOM_NL__2PRFIN20060315_060116_000000452046_00020_21116_8232.N1	15-MAR-2006 06:01:16	Dark	45.000	10	Bet Cen	0.61000	28000.	90	21116	No
66	GOM_NL__2PRFIN20060315_060331_000000442046_00020_21116_8233.N1	15-MAR-2006 06:03:31	Dark	43.500	20	Bet Cru	1.2530	30000.	87	21116	No
67	GOM_NL__2PRFIN20060315_060613_000000422046_00020_21116_8234.N1	15-MAR-2006 06:06:13	Straylight	42.000	64	Gam Cen	2.2000	10600.	84	21116	No
68	GOM_NL__2PRFIN20060315_062602_000000392046_00020_21116_8235.N1	15-MAR-2006 06:26:02	Bright	38.500	22	32Alp Leo	1.3600	15200.	77	21116	No
69	GOM_NL__2PRFIN20060315_062819_000000372046_00020_21116_8236.N1	15-MAR-2006 06:28:19	Bright	37.000	51	41Gam1Leo	2.0100	4500.0	74	21116	No
70	GOM_NL__2PRFIN20060315_063609_000000382046_00020_21116_8237.N1	15-MAR-2006 06:36:09	Bright	38.000	174	52Psi UMa	3.0040	4400.0	76	21116	No
71	GOM_NL__2PRFIN20060315_063919_000000562046_00020_21116_8238.N1	15-MAR-2006 06:39:19	Bright	56.000	82	48Bet UMa	2.3650	10600.	112	21116	No
72	GOM_NL__2PRFIN20060315_064048_000000392046_00020_21116_8239.N1	15-MAR-2006 06:40:48	Bright	39.000	36	50Alp UMa	1.8000	6300.0	78	21116	No
73	GOM_NL__2PRFIN20060315_064808_000000362046_00020_21116_8240.N1	15-MAR-2006 06:48:08	Bright	36.000	49	1Alp UMi	1.9900	6300.0	72	21116	No
74	GOM_NL__2PRFIN20060315_065554_000000372046_00020_21116_8241.N1	15-MAR-2006 06:55:54	Bright	37.000	89	5Alp Cep	2.4510	8000.0	74	21116	No
75	GOM_NL__2PRFIN20060315_070101_000000372046_00020_21116_8242.N1	15-MAR-2006 07:01:01	Bright	36.500	19	50Alp Cyg	1.2460	10500.	73	21116	No
76	GOM_NL__2PRFIN20060315_070235_000000372046_00020_21116_8243.N1	15-MAR-2006 07:02:35	Bright	37.000	66	37Gam Cyg	2.2080	5900.0	74	21116	No
77	GOM_NL__2PRFIN20060315_070417_000000372046_00020_21116_8244.N1	15-MAR-2006 07:04:17	Bright	36.500	92	53Eps Cyg	2.5000	4500.0	73	21116	No
78	GOM_NL__2PRFIN20060315_071233_000000542046_00020_21116_8245.N1	15-MAR-2006 07:12:33	Tw_i_and_stray	53.500	11	53Alp Aql	0.76500	8000.0	107	21116	No
79	GOM_NL__2PRFIN20060315_072238_000000452046_00020_21116_8246.N1	15-MAR-2006 07:22:38	Dark	45.000	155	41Pi Sgr	2.9000	6600.0	90	21116	No
80	GOM_NL__2PRFIN20060315_072440_000000472046_00020_21116_8247.N1	15-MAR-2006 07:24:40	Dark	46.500	57	34Sig Sgr	2.0660	26000.	93	21116	No
81	GOM_NL__2PRFIN20060315_072807_000000582046_00020_21116_8248.N1	15-MAR-2006 07:28:07	Dark	57.500	38	20Eps Sgr	1.8360	11000.	115	21116	No
82	GOM_NL__2PRFIN20060315_073411_000000412046_00021_21117_8230.N1	15-MAR-2006 07:34:11	Dark	40.500	141	Bet Ara	2.8400	4600.0	81	21117	No
83	GOM_NL__2PRFIN20060315_073755_000000402046_00021_21117_8231.N1	15-MAR-2006 07:37:55	Dark	40.000	134	Bet TrA	2.8100	6600.0	80	21117	No
84	GOM_NL__2PRFIN20060315_074039_000000482046_00021_21117_8232.N1	15-MAR-2006 07:40:39	Dark	48.000	4	Alp1Cen	-0.010000	5800.0	96	21117	No
85	GOM_NL__2PRFIN20060315_074152_000000472046_00021_21117_8233.N1	15-MAR-2006 07:41:52	Dark	46.500	10	Bet Cen	0.61000	28000.	93	21117	No
86	GOM_NL__2PRFIN20060315_074408_000000442046_00021_21117_8234.N1	15-MAR-2006 07:44:08	Dark	43.500	20	Bet Cru	1.2530	30000.	87	21117	No
87	GOM_NL__2PRFIN20060315_074650_000000422046_00021_21117_8235.N1	15-MAR-2006 07:46:50	Straylight	42.000	64	Gam Cen	2.2000	10600.	84	21117	No
88	GOM_NL__2PRFIN20060315_080638_000000382046_00021_21117_8236.N1	15-MAR-2006 08:06:38	Bright	38.000	22	32Alp Leo	1.3600	15200.	76	21117	No
89	GOM_NL__2PRFIN20060315_080854_000000382046_00021_21117_8237.N1	15-MAR-2006 08:08:54	Bright	38.000	51	41Gam1Leo	2.0100	4500.0	76	21117	No
90	GOM_NL__2PRFIN20060315_081644_000000402046_00021_21117_8238.N1	15-MAR-2006 08:16:44	Bright	40.000	174	52Psi UMa	3.0040	4400.0	80	21117	No
91	GOM_NL__2PRFIN20060315_081954_000000382046_00021_21117_8239.N1	15-MAR-2006 08:19:54	Bright	38.000	82	48Bet UMa	2.3650	10600.	76	21117	No
92	GOM_NL__2PRFIN20060315_082123_000000382046_00021_21117_8240.N1	15-MAR-2006 08:21:23	Bright	38.000	36	50Alp UMa	1.8000	6300.0	76	21117	No
93	GOM_NL__2PRFIN20060315_082844_000000352046_00021_21117_8241.N1	15-MAR-2006 08:28:44	Bright	35.000	49	1Alp UMi	1.9900	6300.0	70	21117	No
94	GOM_NL__2PRFIN20060315_083630_000000372046_00021_21117_8242.N1	15-MAR-2006 08:36:30	Bright	36.500	89	5Alp Cep	2.4510	8000.0	73	21117	No
95	GOM_NL__2PRFIN20060315_084137_000000382046_00021_21117_8243.N1	15-MAR-2006 08:41:37	Bright	37.500	19	50Alp Cyg	1.2460	10500.	75	21117	No
96	GOM_NL__2PRFIN20060315_084311_000000382046_00021_21117_8244.N1	15-MAR-2006 08:43:11	Bright	38.000	66	37Gam Cyg	2.2080	5900.0	76	21117	No
97	GOM_NL__2PRFIN20060315_084453_000000362046_00021_21117_8245.N1	15-MAR-2006 08:44:53	Bright	35.500	92	53Eps Cyg	2.5000	4500.0	71	21117	No
98	GOM_NL__2PRFIN20060315_085310_000000502046_00021_21117_8246.N1	15-MAR-2006 08:53:10	Tw_i_and_stray	50.000	11	53Alp Aql	0.76500	8000.0	100	21117	No
99	GOM_NL__2PRFIN20060315_090315_000000472046_00021_21117_8247.N1	15-MAR-2006 09:03:15	Dark	46.500	155	41Pi Sgr	2.9000	6600.0	93	21117	No
100	GOM_NL__2PRFIN20060315_090517_000000492046_00021_21117_8248.N1	15-MAR-2006 09:05:17	Dark	49.000	57	34Sig Sgr	2.0660	26000.	98	21117	No
101	GOM_NL__2PRFIN20060315_090843_000000472046_00021_21117_8249.N1	15-MAR-2006 09:08:43	Dark	47.000	38	20Eps Sgr	1.8360	11000.	94	21117	No

102	GOM_NL__2PRFIN20060315_091447_000000432046_00022_21118_8231.N1	15-MAR-2006 09:14:47	Dark	42.500	141	Bet Ara	2.8400	4600.0	85	21118	No
103	GOM_NL__2PRFIN20060315_091831_000000372046_00022_21118_8232.N1	15-MAR-2006 09:18:31	Dark	37.000	134	Bet TrA	2.8100	6600.0	74	21118	No
104	GOM_NL__2PRFIN20060315_092115_000000462046_00022_21118_8233.N1	15-MAR-2006 09:21:15	Dark	45.500	4	Alp1Cen	-0.010000	5800.0	91	21118	No
105	GOM_NL__2PRFIN20060315_092229_000000412046_00022_21118_8234.N1	15-MAR-2006 09:22:29	Dark	41.000	10	Bet Cen	0.61000	28000.	82	21118	No
106	GOM_NL__2PRFIN20060315_092444_000000382046_00022_21118_8235.N1	15-MAR-2006 09:24:44	Dark	38.000	20	Bet Cru	1.2530	30000.	76	21118	No
107	GOM_NL__2PRFIN20060315_092726_000000412046_00022_21118_8236.N1	15-MAR-2006 09:27:26	Straylight	41.000	64	Gam Cen	2.2000	10600.	82	21118	No
108	GOM_NL__2PRFIN20060315_094714_000000382046_00022_21118_8237.N1	15-MAR-2006 09:47:14	Bright	37.500	22	32Alp Leo	1.3600	15200.	75	21118	No
109	GOM_NL__2PRFIN20060315_094930_000000382046_00022_21118_8238.N1	15-MAR-2006 09:49:30	Bright	37.500	51	41Gam1Leo	2.0100	4500.0	75	21118	No
110	GOM_NL__2PRFIN20060315_095720_000000412046_00022_21118_8239.N1	15-MAR-2006 09:57:20	Bright	41.000	174	52Psi UMa	3.0040	4400.0	82	21118	No
111	GOM_NL__2PRFIN20060315_100030_000000372046_00022_21118_8240.N1	15-MAR-2006 10:00:30	Bright	36.500	82	48Bet UMa	2.3650	10600.	73	21118	No
112	GOM_NL__2PRFIN20060315_100159_000000392046_00022_21118_8241.N1	15-MAR-2006 10:01:59	Bright	39.000	36	50Alp UMa	1.8000	6300.0	78	21118	No
113	GOM_NL__2PRFIN20060315_100920_000000352046_00022_21118_8242.N1	15-MAR-2006 10:09:20	Bright	34.500	49	1Alp UMi	1.9900	6300.0	69	21118	No
114	GOM_NL__2PRFIN20060315_101706_000000352046_00022_21118_8243.N1	15-MAR-2006 10:17:06	Bright	34.500	89	5Alp Cep	2.4510	8000.0	69	21118	No
115	GOM_NL__2PRFIN20060315_102213_000000372046_00022_21118_8244.N1	15-MAR-2006 10:22:13	Bright	36.500	19	50Alp Cyg	1.2460	10500.	73	21118	No
116	GOM_NL__2PRFIN20060315_102347_000000372046_00022_21118_8245.N1	15-MAR-2006 10:23:47	Bright	36.500	66	37Gam Cyg	2.2080	5900.0	73	21118	No
117	GOM_NL__2PRFIN20060315_102529_000000352046_00022_21118_8246.N1	15-MAR-2006 10:25:29	Bright	35.000	92	53Eps Cyg	2.5000	4500.0	70	21118	No
118	GOM_NL__2PRFIN20060315_103346_000000532046_00022_21118_8247.N1	15-MAR-2006 10:33:46	Tw_i_and_stray	53.000	11	53Alp Aql	0.76500	8000.0	106	21118	No
119	GOM_NL__2PRFIN20060315_104352_000000462046_00022_21118_8248.N1	15-MAR-2006 10:43:52	Dark	45.500	155	41Pi Sgr	2.9000	6600.0	91	21118	No
120	GOM_NL__2PRFIN20060315_104553_000000442046_00022_21118_8249.N1	15-MAR-2006 10:45:53	Dark	43.500	57	34Sig Sgr	2.0660	26000.	87	21118	No
121	GOM_NL__2PRFIN20060315_104920_000000462046_00022_21118_8250.N1	15-MAR-2006 10:49:20	Dark	46.000	38	20Eps Sgr	1.8360	11000.	92	21118	No
122	GOM_NL__2PRFIN20060315_105524_000000442046_00023_21119_8303.N1	15-MAR-2006 10:55:24	Dark	44.000	141	Bet Ara	2.8400	4600.0	88	21119	No
123	GOM_NL__2PRFIN20060315_105908_000000392046_00023_21119_8304.N1	15-MAR-2006 10:59:08	Dark	38.500	134	Bet TrA	2.8100	6600.0	77	21119	No
124	GOM_NL__2PRFIN20060315_110151_000000562046_00023_21119_8305.N1	15-MAR-2006 11:01:51	Dark	55.500	4	Alp1Cen	-0.010000	5800.0	111	21119	No
125	GOM_NL__2PRFIN20060315_110305_000000512046_00023_21119_8306.N1	15-MAR-2006 11:03:05	Dark	51.000	10	Bet Cen	0.61000	28000.	102	21119	No
126	GOM_NL__2PRFIN20060315_110520_000000392046_00023_21119_8307.N1	15-MAR-2006 11:05:20	Dark	39.000	20	Bet Cru	1.2530	30000.	78	21119	No
127	GOM_NL__2PRFIN20060315_110802_000000412046_00023_21119_8308.N1	15-MAR-2006 11:08:02	Straylight	41.000	64	Gam Cen	2.2000	10600.	82	21119	No
128	GOM_NL__2PRFIN20060315_112750_000000382046_00023_21119_8309.N1	15-MAR-2006 11:27:50	Bright	37.500	22	32Alp Leo	1.3600	15200.	75	21119	No
129	GOM_NL__2PRFIN20060315_113006_000000392046_00023_21119_8310.N1	15-MAR-2006 11:30:06	Bright	38.500	51	41Gam1Leo	2.0100	4500.0	77	21119	No
130	GOM_NL__2PRFIN20060315_113755_000000392046_00023_21119_8311.N1	15-MAR-2006 11:37:55	Bright	39.000	174	52Psi UMa	3.0040	4400.0	78	21119	No
131	GOM_NL__2PRFIN20060315_114105_000000382046_00023_21119_8312.N1	15-MAR-2006 11:41:05	Bright	38.000	82	48Bet UMa	2.3650	10600.	76	21119	No
132	GOM_NL__2PRFIN20060315_114235_000000412046_00023_21119_8313.N1	15-MAR-2006 11:42:35	Bright	40.500	36	50Alp UMa	1.8000	6300.0	81	21119	No
133	GOM_NL__2PRFIN20060315_114956_000000352046_00023_21119_8314.N1	15-MAR-2006 11:49:56	Bright	35.000	49	1Alp UMi	1.9900	6300.0	70	21119	No
134	GOM_NL__2PRFIN20060315_115742_000000342046_00023_21119_8315.N1	15-MAR-2006 11:57:42	Bright	34.000	89	5Alp Cep	2.4510	8000.0	68	21119	No
135	GOM_NL__2PRFIN20060315_120249_000000352046_00023_21119_8316.N1	15-MAR-2006 12:02:49	Bright	34.500	19	50Alp Cyg	1.2460	10500.	69	21119	No
136	GOM_NL__2PRFIN20060315_120423_000000392046_00023_21119_8317.N1	15-MAR-2006 12:04:23	Bright	38.500	66	37Gam Cyg	2.2080	5900.0	77	21119	No
137	GOM_NL__2PRFIN20060315_120605_000000382046_00023_21119_8318.N1	15-MAR-2006 12:06:05	Bright	37.500	92	53Eps Cyg	2.5000	4500.0	75	21119	No
138	GOM_NL__2PRFIN20060315_121422_000000492046_00023_21119_8319.N1	15-MAR-2006 12:14:22	Tw_i_and_stray	49.000	11	53Alp Aql	0.76500	8000.0	98	21119	No
139	GOM_NL__2PRFIN20060315_122429_000000442046_00023_21119_8320.N1	15-MAR-2006 12:24:29	Dark	43.500	155	41Pi Sgr	2.9000	6600.0	87	21119	No
140	GOM_NL__2PRFIN20060315_122630_000000522046_00023_21119_8321.N1	15-MAR-2006 12:26:30	Dark	51.500	57	34Sig Sgr	2.0660	26000.	103	21119	No
141	GOM_NL__2PRFIN20060315_122957_000000462046_00023_21119_8322.N1	15-MAR-2006 12:29:57	Dark	45.500	38	20Eps Sgr	1.8360	11000.	91	21119	No
142	GOM_NL__2PRFIN20060315_123600_000000422046_00024_21120_8305.N1	15-MAR-2006 12:36:00	Dark	42.000	141	Bet Ara	2.8400	4600.0	84	21120	No
143	GOM_NL__2PRFIN20060315_123944_000000372046_00024_21120_8306.N1	15-MAR-2006 12:39:44	Dark	37.000	134	Bet TrA	2.8100	6600.0	74	21120	No
144	GOM_NL__2PRFIN20060315_124228_000000522046_00024_21120_8307.N1	15-MAR-2006 12:42:28	Dark	52.000	4	Alp1Cen	-0.010000	5800.0	104	21120	No
145	GOM_NL__2PRFIN20060315_124341_000000492046_00024_21120_8308.N1	15-MAR-2006 12:43:41	Dark	48.500	10	Bet Cen	0.61000	28000.	97	21120	No
146	GOM_NL__2PRFIN20060315_124557_000000382046_00024_21120_8309.N1	15-MAR-2006 12:45:57	Dark	38.000	20	Bet Cru	1.2530	30000.	76	21120	No
147	GOM_NL__2PRFIN20060315_124839_000000422046_00024_21120_8310.N1	15-MAR-2006 12:48:39	Straylight	42.000	64	Gam Cen	2.2000	10600.	84	21120	No
148	GOM_NL__2PRFIN20060315_130826_000000372046_00024_21120_8311.N1	15-MAR-2006 13:08:26	Bright	37.000	22	32Alp Leo	1.3600	15200.	74	21120	No
149	GOM_NL__2PRFIN20060315_131042_000000372046_00024_21120_8312.N1	15-MAR-2006 13:10:42	Bright	36.500	51	41Gam1Leo	2.0100	4500.0	73	21120	No
150	GOM_NL__2PRFIN20060315_131831_000000382046_00024_21120_8313.N1	15-MAR-2006 13:18:31	Bright	37.500	174	52Psi UMa	3.0040	4400.0	75	21120	No
151	GOM_NL__2PRFIN20060315_132141_000000392046_00024_21120_8314.N1	15-MAR-2006 13:21:41	Bright	38.500	82	48Bet UMa	2.3650	10600.	77	21120	No
152	GOM_NL__2PRFIN20060315_132310_000000402046_00024_21120_8315.N1	15-MAR-2006 13:23:10	Bright	39.500	36	50Alp UMa	1.8000	6300.0	79	21120	No
153	GOM_NL__2PRFIN20060315_133032_000000352046_00024_21120_8316.N1	15-MAR-2006 13:30:32	Bright	34.500	49	1Alp UMi	1.9900	6300.0	69	21120	No
154	GOM_NL__2PRFIN20060315_133818_000000342046_00024_21120_8317.N1	15-MAR-2006 13:38:18	Bright	33.500	89	5Alp Cep	2.4510	8000.0	67	21120	No
155	GOM_NL__2PRFIN20060315_134325_000000372046_00024_21120_8318.N1	15-MAR-2006 13:43:25	Bright	37.000	19	50Alp Cyg	1.2460	10500.	74	21120	No
156	GOM_NL__2PRFIN20060315_134459_000000352046_00024_21120_8319.N1	15-MAR-2006 13:44:59	Bright	35.000	66	37Gam Cyg	2.2080	5900.0	70	21120	No
157	GOM_NL__2PRFIN20060315_134641_000000362046_00024_21120_8320.N1	15-MAR-2006 13:46:41	Bright	35.500	92	53Eps Cyg	2.5000	4500.0	71	21120	No
158	GOM_NL__2PRFIN20060315_135458_000000522046_00024_21120_8321.N1	15-MAR-2006 13:54:58	Tw_i_and_stray	51.500	11	53Alp Aql	0.76500	8000.0	103	21120	No
159	GOM_NL__2PRFIN20060315_140505_000000462046_00024_21120_8322.N1	15-MAR-2006 14:05:05	Dark	45.500	155	41Pi Sgr	2.9000	6600.0	91	21120	No
160	GOM_NL__2PRFIN20060315_140707_000000452046_00024_21120_8323.N1	15-MAR-2006 14:07:07	Dark	44.500	57	34Sig Sgr	2.0660	26000.	89	21120	No

161	GOM_NL__2PRFIN20060315_141034_000000532046_00024_21120_8324.N1	15-MAR-2006 14:10:34	Dark	52.500	38	20Eps Sgr	1.8360	11000.	105	21120	No
162	GOM_NL__2PRFIN20060315_141637_000000432046_00025_21121_8305.N1	15-MAR-2006 14:16:37	Dark	43.000	141	Bet Ara	2.8400	4600.0	86	21121	No
163	GOM_NL__2PRFIN20060315_142021_000000392046_00025_21121_8306.N1	15-MAR-2006 14:20:21	Dark	39.000	134	Bet TrA	2.8100	6600.0	78	21121	No
164	GOM_NL__2PRFIN20060315_142304_000000452046_00025_21121_8307.N1	15-MAR-2006 14:23:04	Dark	45.000	4	Alp1Cen	-0.010000	5800.0	90	21121	No
165	GOM_NL__2PRFIN20060315_142418_000000422046_00025_21121_8308.N1	15-MAR-2006 14:24:18	Dark	41.500	10	Bet Cen	0.61000	28000.	83	21121	No
166	GOM_NL__2PRFIN20060315_142633_000000492046_00025_21121_8309.N1	15-MAR-2006 14:26:33	Dark	48.500	20	Bet Cru	1.2530	30000.	97	21121	No
167	GOM_NL__2PRFIN20060315_142915_000000392046_00025_21121_8310.N1	15-MAR-2006 14:29:15	Straylight	38.500	64	Gam Cen	2.2000	10600.	77	21121	No
168	GOM_NL__2PRFIN20060315_144902_000000392046_00025_21121_8311.N1	15-MAR-2006 14:49:02	Bright	38.500	22	32Alp Leo	1.3600	15200.	77	21121	No
169	GOM_NL__2PRFIN20060315_145118_000000372046_00025_21121_8312.N1	15-MAR-2006 14:51:18	Bright	37.000	51	41Gam1Leo	2.0100	4500.0	74	21121	No
170	GOM_NL__2PRFIN20060315_145907_000000392046_00025_21121_8313.N1	15-MAR-2006 14:59:07	Bright	39.000	174	52Psi UMa	3.0040	4400.0	78	21121	No
171	GOM_NL__2PRFIN20060315_150217_000000392046_00025_21121_8314.N1	15-MAR-2006 15:02:17	Bright	38.500	82	48Bet UMa	2.3650	10600.	77	21121	No
172	GOM_NL__2PRFIN20060315_150346_000000392046_00025_21121_8315.N1	15-MAR-2006 15:03:46	Bright	39.000	36	50Alp UMa	1.8000	6300.0	78	21121	No
173	GOM_NL__2PRFIN20060315_151108_000000362046_00025_21121_8316.N1	15-MAR-2006 15:11:08	Bright	36.000	49	1Alp UMi	1.9900	6300.0	72	21121	No
174	GOM_NL__2PRFIN20060315_151854_000000372046_00025_21121_8317.N1	15-MAR-2006 15:18:54	Bright	37.000	89	5Alp Cep	2.4510	8000.0	74	21121	No
175	GOM_NL__2PRFIN20060315_152401_000000352046_00025_21121_8318.N1	15-MAR-2006 15:24:01	Bright	34.500	19	50Alp Cyg	1.2460	10500.	69	21121	No
176	GOM_NL__2PRFIN20060315_152535_000000382046_00025_21121_8319.N1	15-MAR-2006 15:25:35	Bright	38.000	66	37Gam Cyg	2.2080	5900.0	76	21121	No
177	GOM_NL__2PRFIN20060315_152717_000000372046_00025_21121_8320.N1	15-MAR-2006 15:27:17	Bright	36.500	92	53Eps Cyg	2.5000	4500.0	73	21121	No
178	GOM_NL__2PRFIN20060315_153535_000000552046_00025_21121_8321.N1	15-MAR-2006 15:35:35	Tw_i_and_stray	54.500	11	53Alp Aql	0.76500	8000.0	109	21121	No
179	GOM_NL__2PRFIN20060315_154542_000000462046_00025_21121_8322.N1	15-MAR-2006 15:45:42	Dark	45.500	155	41Pi Sgr	2.9000	6600.0	91	21121	No
180	GOM_NL__2PRFIN20060315_154744_000000502046_00025_21121_8323.N1	15-MAR-2006 15:47:44	Dark	49.500	57	34Sig Sgr	2.0660	26000.	99	21121	No
181	GOM_NL__2PRFIN20060315_155111_000000452046_00025_21121_8324.N1	15-MAR-2006 15:51:11	Dark	45.000	38	20Eps Sgr	1.8360	11000.	90	21121	No
182	GOM_NL__2PRFIN20060315_155714_000000442046_00026_21122_8309.N1	15-MAR-2006 15:57:14	Dark	43.500	141	Bet Ara	2.8400	4600.0	87	21122	No
183	GOM_NL__2PRFIN20060315_160057_000000382046_00026_21122_8310.N1	15-MAR-2006 16:00:57	Dark	38.000	134	Bet TrA	2.8100	6600.0	76	21122	No
184	GOM_NL__2PRFIN20060315_160341_000000452046_00026_21122_8311.N1	15-MAR-2006 16:03:41	Dark	45.000	4	Alp1Cen	-0.010000	5800.0	90	21122	No
185	GOM_NL__2PRFIN20060315_160454_000000472046_00026_21122_8312.N1	15-MAR-2006 16:04:54	Dark	47.000	10	Bet Cen	0.61000	28000.	94	21122	No
186	GOM_NL__2PRFIN20060315_160709_000000472046_00026_21122_8313.N1	15-MAR-2006 16:07:09	Dark	47.000	20	Bet Cru	1.2530	30000.	94	21122	No
187	GOM_NL__2PRFIN20060315_160951_000000402046_00026_21122_8314.N1	15-MAR-2006 16:09:51	Straylight	39.500	64	Gam Cen	2.2000	10600.	79	21122	No
188	GOM_NL__2PRFIN20060315_162938_000000382046_00026_21122_8315.N1	15-MAR-2006 16:29:38	Bright	38.000	22	32Alp Leo	1.3600	15200.	76	21122	No
189	GOM_NL__2PRFIN20060315_163154_000000382046_00026_21122_8316.N1	15-MAR-2006 16:31:54	Bright	38.000	51	41Gam1Leo	2.0100	4500.0	76	21122	No
190	GOM_NL__2PRFIN20060315_163942_000000382046_00026_21122_8317.N1	15-MAR-2006 16:39:42	Bright	38.000	174	52Psi UMa	3.0040	4400.0	76	21122	No
191	GOM_NL__2PRFIN20060315_164252_000000382046_00026_21122_8318.N1	15-MAR-2006 16:42:52	Bright	38.000	82	48Bet UMa	2.3650	10600.	76	21122	No
192	GOM_NL__2PRFIN20060315_164422_000000382046_00026_21122_8319.N1	15-MAR-2006 16:44:22	Bright	37.500	36	50Alp UMa	1.8000	6300.0	75	21122	No
193	GOM_NL__2PRFIN20060315_165144_000000352046_00026_21122_8320.N1	15-MAR-2006 16:51:44	Bright	35.000	49	1Alp UMi	1.9900	6300.0	70	21122	No
194	GOM_NL__2PRFIN20060315_165930_000000362046_00026_21122_8321.N1	15-MAR-2006 16:59:30	Bright	36.000	89	5Alp Cep	2.4510	8000.0	72	21122	No
195	GOM_NL__2PRFIN20060315_170437_000000372046_00026_21122_8322.N1	15-MAR-2006 17:04:37	Bright	36.500	19	50Alp Cyg	1.2460	10500.	73	21122	No
196	GOM_NL__2PRFIN20060315_170611_000000352046_00026_21122_8323.N1	15-MAR-2006 17:06:11	Bright	35.000	66	37Gam Cyg	2.2080	5900.0	70	21122	No
197	GOM_NL__2PRFIN20060315_170753_000000342046_00026_21122_8324.N1	15-MAR-2006 17:07:53	Bright	34.000	92	53Eps Cyg	2.5000	4500.0	68	21122	No
198	GOM_NL__2PRFIN20060315_171611_000000502046_00026_21122_8325.N1	15-MAR-2006 17:16:11	Tw_i_and_stray	50.000	11	53Alp Aql	0.76500	8000.0	100	21122	No
199	GOM_NL__2PRFIN20060315_172619_000000462046_00026_21122_8326.N1	15-MAR-2006 17:26:19	Dark	45.500	155	41Pi Sgr	2.9000	6600.0	91	21122	No
200	GOM_NL__2PRFIN20060315_172820_000000472046_00026_21122_8327.N1	15-MAR-2006 17:28:20	Dark	46.500	57	34Sig Sgr	2.0660	26000.	93	21122	No
201	GOM_NL__2PRFIN20060315_173147_000000502046_00026_21122_8328.N1	15-MAR-2006 17:31:47	Dark	50.000	38	20Eps Sgr	1.8360	11000.	100	21122	No
202	GOM_NL__2PRFIN20060315_173750_000000412046_00027_21123_8309.N1	15-MAR-2006 17:37:50	Dark	41.000	141	Bet Ara	2.8400	4600.0	82	21123	No
203	GOM_NL__2PRFIN20060315_174134_000000392046_00027_21123_8310.N1	15-MAR-2006 17:41:34	Dark	38.500	134	Bet TrA	2.8100	6600.0	77	21123	No
204	GOM_NL__2PRFIN20060315_174417_000000542046_00027_21123_8311.N1	15-MAR-2006 17:44:17	Dark	53.500	4	Alp1Cen	-0.010000	5800.0	107	21123	No
205	GOM_NL__2PRFIN20060315_174531_000000492046_00027_21123_8312.N1	15-MAR-2006 17:45:31	Dark	48.500	10	Bet Cen	0.61000	28000.	97	21123	No
206	GOM_NL__2PRFIN20060315_174746_000000392046_00027_21123_8313.N1	15-MAR-2006 17:47:46	Dark	38.500	20	Bet Cru	1.2530	30000.	77	21123	No
207	GOM_NL__2PRFIN20060315_175028_000000412046_00027_21123_8314.N1	15-MAR-2006 17:50:28	Straylight	40.500	64	Gam Cen	2.2000	10600.	81	21123	No
208	GOM_NL__2PRFIN20060315_181014_000000382046_00027_21123_8315.N1	15-MAR-2006 18:10:14	Bright	38.000	22	32Alp Leo	1.3600	15200.	76	21123	No
209	GOM_NL__2PRFIN20060315_181230_000000382046_00027_21123_8316.N1	15-MAR-2006 18:12:30	Bright	38.000	51	41Gam1Leo	2.0100	4500.0	76	21123	No
210	GOM_NL__2PRFIN20060315_182018_000000382046_00027_21123_8317.N1	15-MAR-2006 18:20:18	Bright	38.000	174	52Psi UMa	3.0040	4400.0	76	21123	No
211	GOM_NL__2PRFIN20060315_182328_000000382046_00027_21123_8318.N1	15-MAR-2006 18:23:28	Bright	37.500	82	48Bet UMa	2.3650	10600.	75	21123	No
212	GOM_NL__2PRFIN20060315_182457_000000372046_00027_21123_8319.N1	15-MAR-2006 18:24:57	Bright	37.000	36	50Alp UMa	1.8000	6300.0	74	21123	No
213	GOM_NL__2PRFIN20060315_183220_000000372046_00027_21123_8320.N1	15-MAR-2006 18:32:20	Bright	36.500	49	1Alp UMi	1.9900	6300.0	73	21123	No
214	GOM_NL__2PRFIN20060315_184006_000000332046_00027_21123_8321.N1	15-MAR-2006 18:40:06	Bright	32.500	89	5Alp Cep	2.4510	8000.0	65	21123	No
215	GOM_NL__2PRFIN20060315_184513_000000342046_00027_21123_8322.N1	15-MAR-2006 18:45:13	Bright	34.000	19	50Alp Cyg	1.2460	10500.	68	21123	No
216	GOM_NL__2PRFIN20060315_184647_000000362046_00027_21123_8323.N1	15-MAR-2006 18:46:47	Bright	35.500	66	37Gam Cyg	2.2080	5900.0	71	21123	No
217	GOM_NL__2PRFIN20060315_184830_000000352046_00027_21123_8324.N1	15-MAR-2006 18:48:30	Bright	35.000	92	53Eps Cyg	2.5000	4500.0	70	21123	No
218	GOM_NL__2PRFIN20060315_185648_000000512046_00027_21123_8325.N1	15-MAR-2006 18:56:48	Tw_i_and_stray	50.500	11	53Alp Aql	0.76500	8000.0	101	21123	No
219	GOM_NL__2PRFIN20060315_190655_000000452046_00027_21123_8326.N1	15-MAR-2006 19:06:55	Dark	45.000	155	41Pi Sgr	2.9000	6600.0	90	21123	No

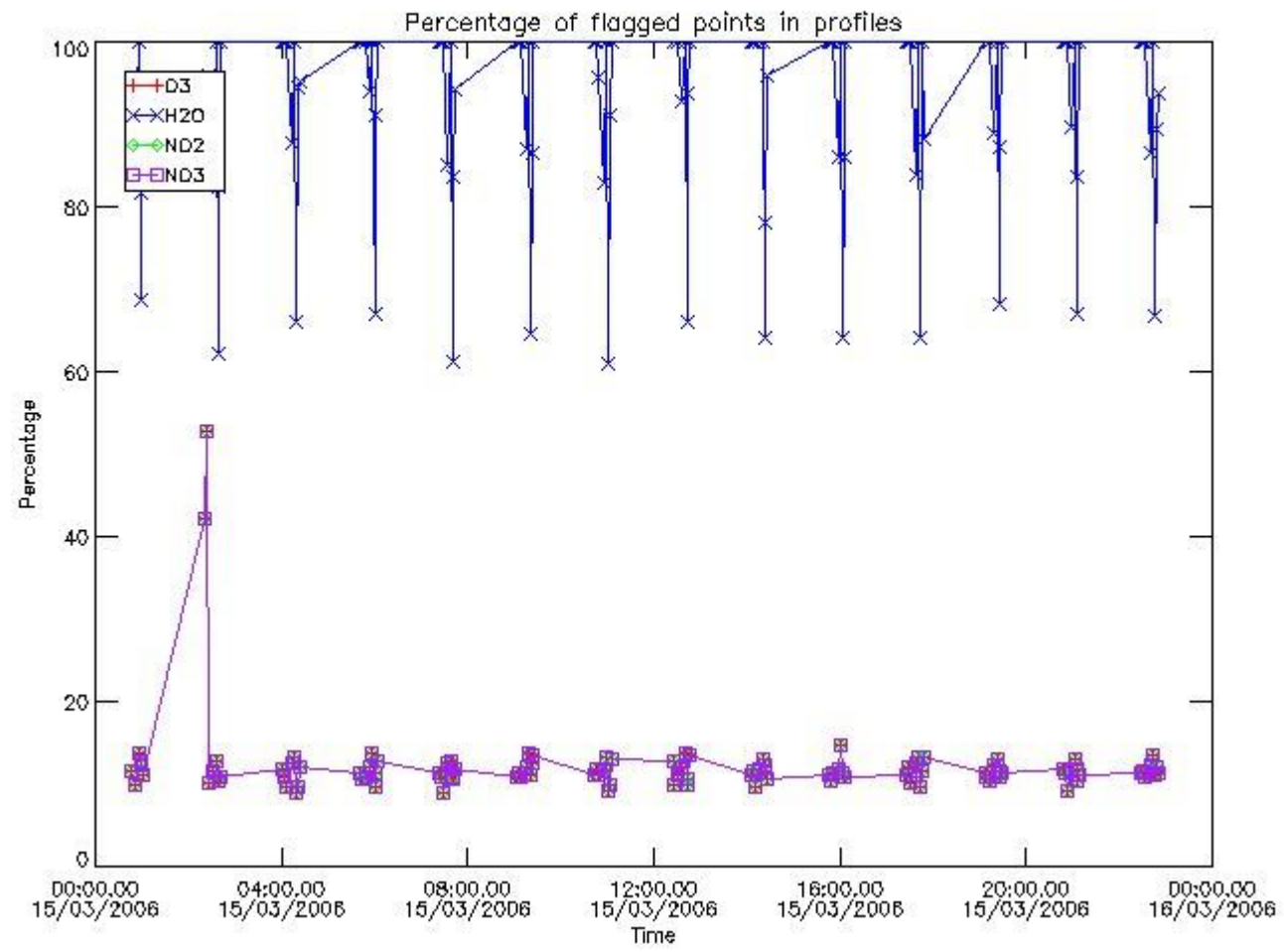


220	GOM_NL__2PRFIN20060315_190857_000000472046_00027_21123_8327.N1	15-MAR-2006 19:08:57	Dark	46.500	57	34Sig Sgr	2.0660	26000.	93	21123	No
221	GOM_NL__2PRFIN20060315_191224_000000492046_00027_21123_8328.N1	15-MAR-2006 19:12:24	Dark	49.000	38	20Eps Sgr	1.8360	11000.	98	21123	No
222	GOM_NL__2PRFIN20060315_191827_000000422046_00028_21124_8313.N1	15-MAR-2006 19:18:27	Dark	41.500	141	Bet Ara	2.8400	4600.0	83	21124	No
223	GOM_NL__2PRFIN20060315_192210_000000392046_00028_21124_8314.N1	15-MAR-2006 19:22:10	Dark	39.000	134	Bet TrA	2.8100	6600.0	78	21124	No
224	GOM_NL__2PRFIN20060315_192454_000000452046_00028_21124_8315.N1	15-MAR-2006 19:24:54	Dark	44.500	4	Alp1Cen	-0.010000	5800.0	89	21124	No
225	GOM_NL__2PRFIN20060315_192607_000000472046_00028_21124_8316.N1	15-MAR-2006 19:26:07	Dark	47.000	10	Bet Cen	0.61000	28000.	94	21124	No
226	GOM_NL__2PRFIN20060315_192822_000000452046_00028_21124_8317.N1	15-MAR-2006 19:28:22	Dark	45.000	20	Bet Cru	1.2530	30000.	90	21124	No
227	GOM_NL__2PRFIN20060315_193104_000000452046_00028_21124_8318.N1	15-MAR-2006 19:31:04	Straylight	45.000	64	Gam Cen	2.2000	10600.	90	21124	No
228	GOM_NL__2PRFIN20060315_195050_000000372046_00028_21124_8319.N1	15-MAR-2006 19:50:50	Bright	36.500	22	32Alp Leo	1.3600	15200.	73	21124	No
229	GOM_NL__2PRFIN20060315_195306_000000382046_00028_21124_8320.N1	15-MAR-2006 19:53:06	Bright	37.500	51	41Gam1Leo	2.0100	4500.0	75	21124	No
230	GOM_NL__2PRFIN20060315_200053_000000392046_00028_21124_8321.N1	15-MAR-2006 20:00:53	Bright	39.000	174	52Psi UMa	3.0040	4400.0	78	21124	No
231	GOM_NL__2PRFIN20060315_200404_000000372046_00028_21124_8322.N1	15-MAR-2006 20:04:04	Bright	36.500	82	48Bet UMa	2.3650	10600.	73	21124	No
232	GOM_NL__2PRFIN20060315_200533_000000352046_00028_21124_8323.N1	15-MAR-2006 20:05:33	Bright	35.000	36	50Alp UMa	1.8000	6300.0	70	21124	No
233	GOM_NL__2PRFIN20060315_201256_000000362046_00028_21124_8324.N1	15-MAR-2006 20:12:56	Bright	35.500	49	1Alp UMi	1.9900	6300.0	71	21124	No
234	GOM_NL__2PRFIN20060315_202042_000000332046_00028_21124_8325.N1	15-MAR-2006 20:20:42	Bright	33.000	89	5Alp Cep	2.4510	8000.0	66	21124	No
235	GOM_NL__2PRFIN20060315_202549_000000382046_00028_21124_8326.N1	15-MAR-2006 20:25:49	Bright	37.500	19	50Alp Cyg	1.2460	10500.	75	21124	No
236	GOM_NL__2PRFIN20060315_202723_000000372046_00028_21124_8327.N1	15-MAR-2006 20:27:23	Bright	36.500	66	37Gam Cyg	2.2080	5900.0	73	21124	No
237	GOM_NL__2PRFIN20060315_202905_000000362046_00028_21124_8328.N1	15-MAR-2006 20:29:05	Bright	36.000	92	53Eps Cyg	2.5000	4500.0	72	21124	No
238	GOM_NL__2PRFIN20060315_203724_000000522046_00028_21124_8329.N1	15-MAR-2006 20:37:24	Tw_i_and_stray	52.000	11	53Alp Aql	0.76500	8000.0	104	21124	No
239	GOM_NL__2PRFIN20060315_204732_000000442046_00028_21124_8330.N1	15-MAR-2006 20:47:32	Dark	43.500	155	41Pi Sgr	2.9000	6600.0	87	21124	No
240	GOM_NL__2PRFIN20060315_204934_000000452046_00028_21124_8331.N1	15-MAR-2006 20:49:34	Dark	45.000	57	34Sig Sgr	2.0660	26000.	90	21124	No
241	GOM_NL__2PRFIN20060315_205301_000000552046_00028_21124_8332.N1	15-MAR-2006 20:53:01	Dark	55.000	38	20Eps Sgr	1.8360	11000.	110	21124	No
242	GOM_NL__2PRFIN20060315_205903_000000442046_00029_21125_8313.N1	15-MAR-2006 20:59:03	Dark	44.000	141	Bet Ara	2.8400	4600.0	88	21125	No
243	GOM_NL__2PRFIN20060315_210246_000000392046_00029_21125_8314.N1	15-MAR-2006 21:02:46	Dark	39.000	134	Bet TrA	2.8100	6600.0	78	21125	No
244	GOM_NL__2PRFIN20060315_210530_000000432046_00029_21125_8315.N1	15-MAR-2006 21:05:30	Dark	43.000	4	Alp1Cen	-0.010000	5800.0	86	21125	No
245	GOM_NL__2PRFIN20060315_210644_000000492046_00029_21125_8316.N1	15-MAR-2006 21:06:44	Dark	49.000	10	Bet Cen	0.61000	28000.	98	21125	No
246	GOM_NL__2PRFIN20060315_210858_000000462046_00029_21125_8317.N1	15-MAR-2006 21:08:58	Dark	45.500	20	Bet Cru	1.2530	30000.	91	21125	No
247	GOM_NL__2PRFIN20060315_211141_000000452046_00029_21125_8318.N1	15-MAR-2006 21:11:41	Straylight	44.500	64	Gam Cen	2.2000	10600.	89	21125	No
248	GOM_NL__2PRFIN20060315_213126_000000382046_00029_21125_8319.N1	15-MAR-2006 21:31:26	Bright	37.500	22	32Alp Leo	1.3600	15200.	75	21125	No
249	GOM_NL__2PRFIN20060315_213341_000000382046_00029_21125_8320.N1	15-MAR-2006 21:33:41	Bright	37.500	51	41Gam1Leo	2.0100	4500.0	75	21125	No
250	GOM_NL__2PRFIN20060315_214129_000000402046_00029_21125_8321.N1	15-MAR-2006 21:41:29	Bright	40.000	174	52Psi UMa	3.0040	4400.0	80	21125	No
251	GOM_NL__2PRFIN20060315_214439_000000372046_00029_21125_8322.N1	15-MAR-2006 21:44:39	Bright	37.000	82	48Bet UMa	2.3650	10600.	74	21125	No
252	GOM_NL__2PRFIN20060315_214609_000000382046_00029_21125_8323.N1	15-MAR-2006 21:46:09	Bright	37.500	36	50Alp UMa	1.8000	6300.0	75	21125	No
253	GOM_NL__2PRFIN20060315_215332_000000352046_00029_21125_8324.N1	15-MAR-2006 21:53:32	Bright	34.500	49	1Alp UMi	1.9900	6300.0	69	21125	No
254	GOM_NL__2PRFIN20060315_220118_000000352046_00029_21125_8325.N1	15-MAR-2006 22:01:18	Bright	34.500	89	5Alp Cep	2.4510	8000.0	69	21125	No
255	GOM_NL__2PRFIN20060315_220625_000000342046_00029_21125_8326.N1	15-MAR-2006 22:06:25	Bright	34.000	19	50Alp Cyg	1.2460	10500.	68	21125	No
256	GOM_NL__2PRFIN20060315_220759_000000402046_00029_21125_8327.N1	15-MAR-2006 22:07:59	Bright	39.500	66	37Gam Cyg	2.2080	5900.0	79	21125	No
257	GOM_NL__2PRFIN20060315_220941_000000382046_00029_21125_8328.N1	15-MAR-2006 22:09:41	Bright	37.500	92	53Eps Cyg	2.5000	4500.0	75	21125	No
258	GOM_NL__2PRFIN20060315_221800_000000562046_00029_21125_8329.N1	15-MAR-2006 22:18:00	Tw_i_and_stray	56.000	11	53Alp Aql	0.76500	8000.0	112	21125	No
259	GOM_NL__2PRFIN20060315_222809_000000452046_00029_21125_8330.N1	15-MAR-2006 22:28:09	Dark	45.000	155	41Pi Sgr	2.9000	6600.0	90	21125	No
260	GOM_NL__2PRFIN20060315_223011_000000442046_00029_21125_8331.N1	15-MAR-2006 22:30:11	Dark	44.000	57	34Sig Sgr	2.0660	26000.	88	21125	No
261	GOM_NL__2PRFIN20060315_223338_000000472046_00029_21125_8332.N1	15-MAR-2006 22:33:38	Dark	46.500	38	20Eps Sgr	1.8360	11000.	93	21125	No
262	GOM_NL__2PRFIN20060315_223940_000000422046_00030_21126_8317.N1	15-MAR-2006 22:39:40	Dark	41.500	141	Bet Ara	2.8400	4600.0	83	21126	No
263	GOM_NL__2PRFIN20060315_224323_000000382046_00030_21126_8318.N1	15-MAR-2006 22:43:23	Dark	38.000	134	Bet TrA	2.8100	6600.0	76	21126	No
264	GOM_NL__2PRFIN20060315_224607_000000462046_00030_21126_8319.N1	15-MAR-2006 22:46:07	Dark	45.500	4	Alp1Cen	-0.010000	5800.0	91	21126	No
265	GOM_NL__2PRFIN20060315_224720_000000432046_00030_21126_8320.N1	15-MAR-2006 22:47:20	Dark	42.500	10	Bet Cen	0.61000	28000.	85	21126	No
266	GOM_NL__2PRFIN20060315_224935_000000492046_00030_21126_8321.N1	15-MAR-2006 22:49:35	Dark	49.000	20	Bet Cru	1.2530	30000.	98	21126	No
267	GOM_NL__2PRFIN20060315_225217_000000422046_00030_21126_8322.N1	15-MAR-2006 22:52:17	Straylight	42.000	64	Gam Cen	2.2000	10600.	84	21126	No
268	GOM_NL__2PRFIN20060315_231202_000000372046_00030_21126_8323.N1	15-MAR-2006 23:12:02	Bright	37.000	22	32Alp Leo	1.3600	15200.	74	21126	No
269	GOM_NL__2PRFIN20060315_231417_000000382046_00030_21126_8324.N1	15-MAR-2006 23:14:17	Bright	38.000	51	41Gam1Leo	2.0100	4500.0	76	21126	No
270	GOM_NL__2PRFIN20060315_232204_000000392046_00030_21126_8325.N1	15-MAR-2006 23:22:04	Bright	39.000	174	52Psi UMa	3.0040	4400.0	78	21126	No
271	GOM_NL__2PRFIN20060315_232515_000000392046_00030_21126_8326.N1	15-MAR-2006 23:25:15	Bright	38.500	82	48Bet UMa	2.3650	10600.	77	21126	No
272	GOM_NL__2PRFIN20060315_232644_000000382046_00030_21126_8327.N1	15-MAR-2006 23:26:44	Bright	38.000	36	50Alp UMa	1.8000	6300.0	76	21126	No
273	GOM_NL__2PRFIN20060315_233408_000000332046_00030_21126_8328.N1	15-MAR-2006 23:34:08	Bright	33.000	49	1Alp UMi	1.9900	6300.0	66	21126	No
274	GOM_NL__2PRFIN20060315_234154_000000352046_00030_21126_8329.N1	15-MAR-2006 23:41:54	Bright	35.000	89	5Alp Cep	2.4510	8000.0	70	21126	No
275	GOM_NL__2PRFIN20060315_234701_000000372046_00030_21126_8330.N1	15-MAR-2006 23:47:01	Bright	36.500	19	50Alp Cyg	1.2460	10500.	73	21126	No
276	GOM_NL__2PRFIN20060315_234835_000000362046_00030_21126_8331.N1	15-MAR-2006 23:48:35	Bright	35.500	66	37Gam Cyg	2.2080	5900.0	71	21126	No
277	GOM_NL__2PRFIN20060315_235017_000000352046_00030_21126_8332.N1	15-MAR-2006 23:50:17	Bright	35.000	92	53Eps Cyg	2.5000	4500.0	70	21126	No
278	GOM_NL__2PRFIN20060315_235836_000000492046_00030_21126_8333.N1	15-MAR-2006 23:58:36	Tw_i_and_stray	49.000	11	53Alp Aql	0.76500	8000.0	98	21126	No

### 3. Quality information per product

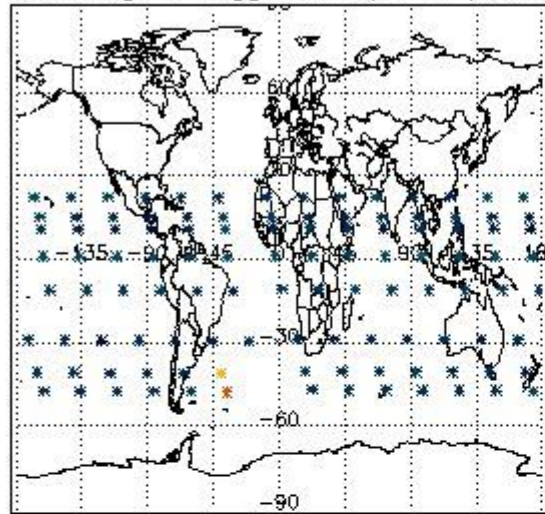
In this section it is plotted some information contained in the Quality Summary data set of the level 2 products. Only products in dark limb conditions and without errors (error flag in the MPH set to "0") are used.

#### 3.1 Plot quality information per product (time dependant)


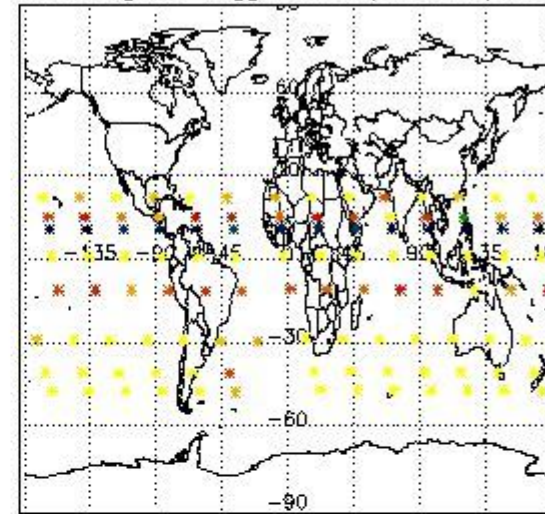


#### 3.2 Plot quality information per product (world map)

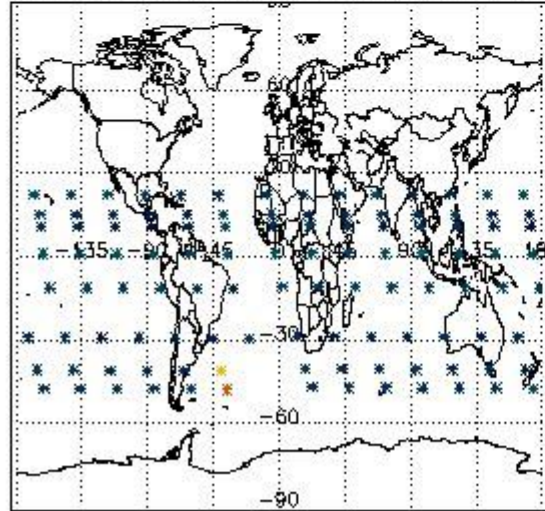
Percentage of flagged data per O3 profile




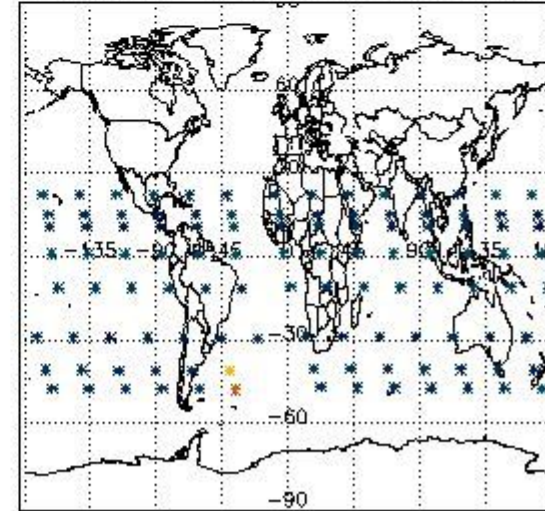
Percentage of flagged data per H2O profile



Percentage of flagged data per NO2 profile



Percentage of flagged data per NO3 profile

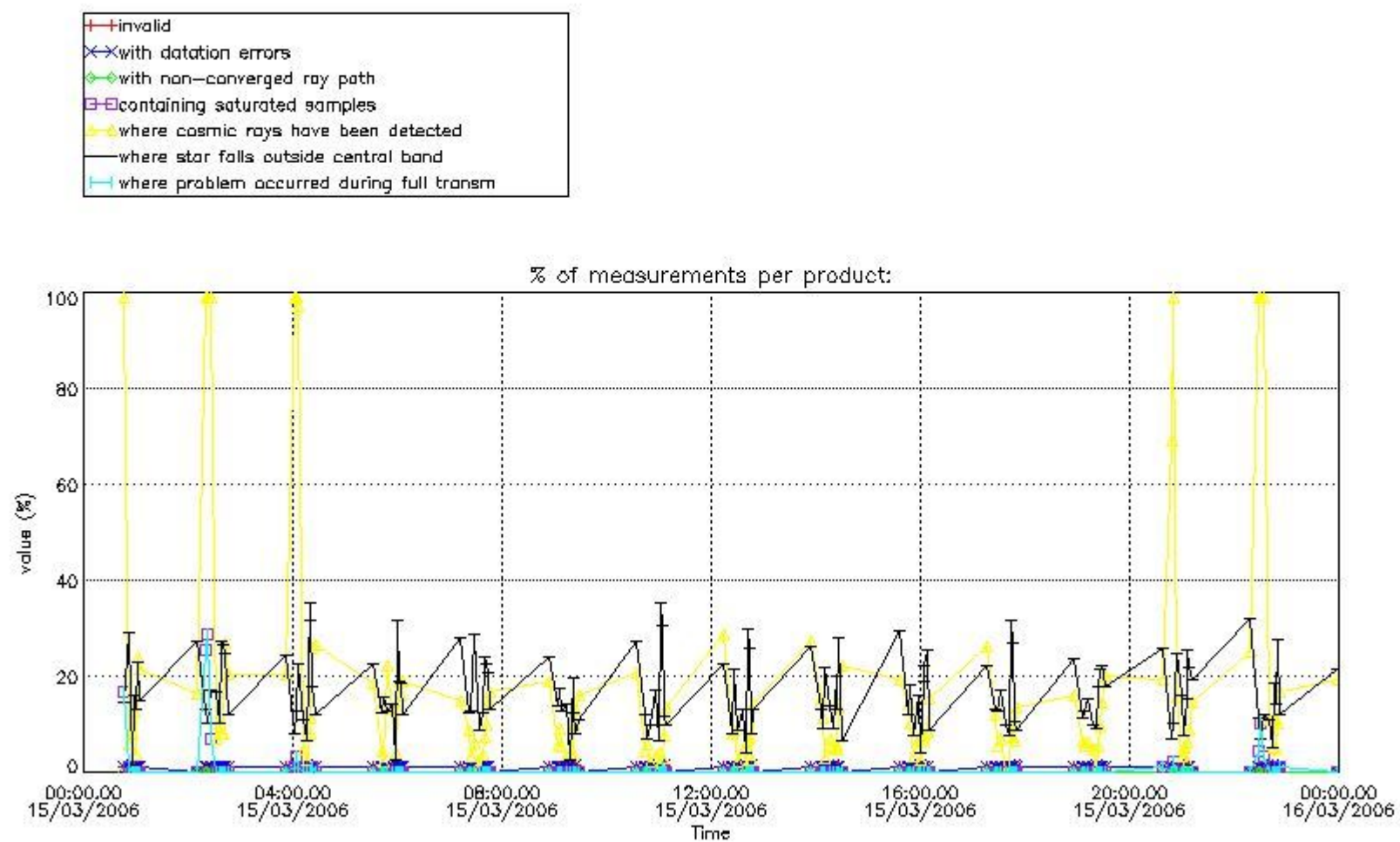


#### 4. Level 1 quality information per product

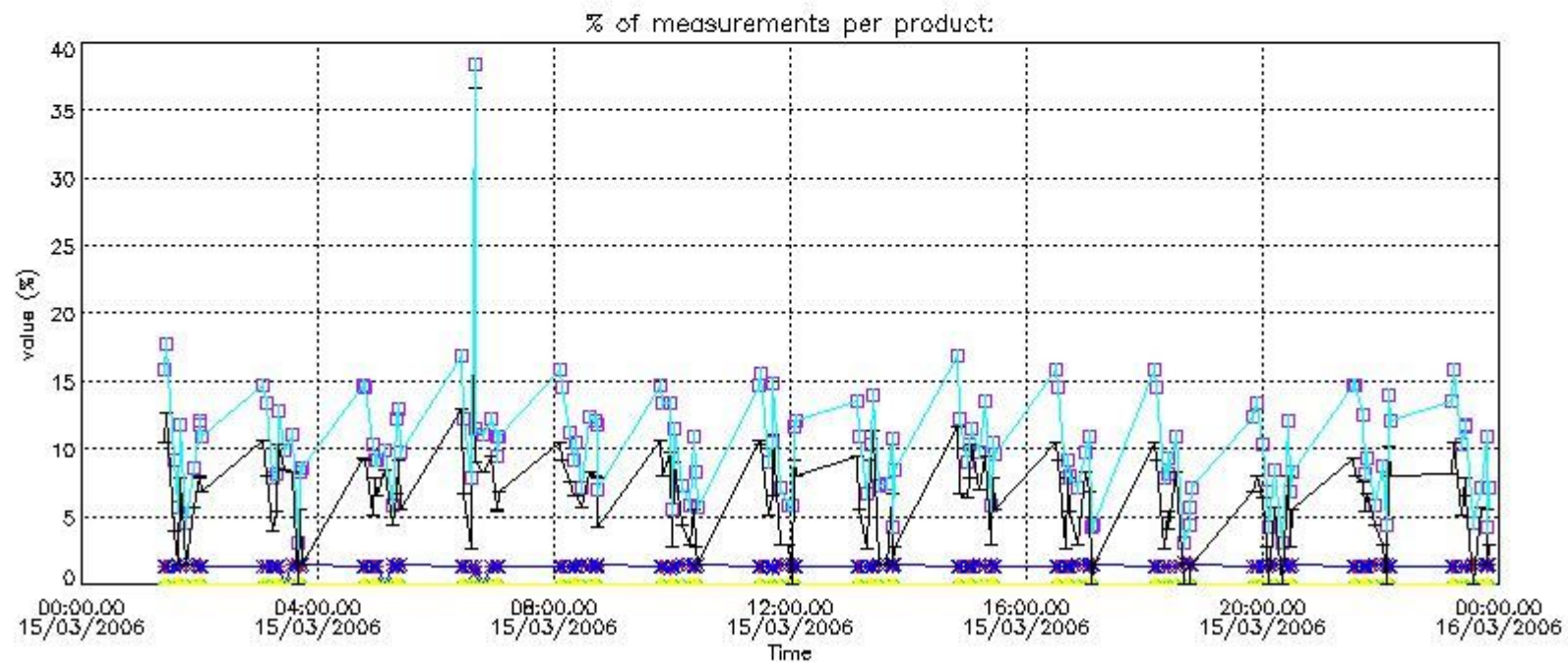
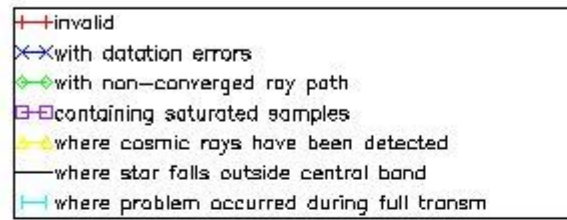
In this section it is plotted some information contained in the Quality Summary data set of the level 2 products that comes from the level 1b processing. Products without errors (error flag in the MPH set to "0") are used.

##### 4.1 Plot quality information per product (time dependant) coming from level 1b processing

###### 4.1.1 Plot level 1 quality information per product (time dependant): ENVISAT ASCENDING passes



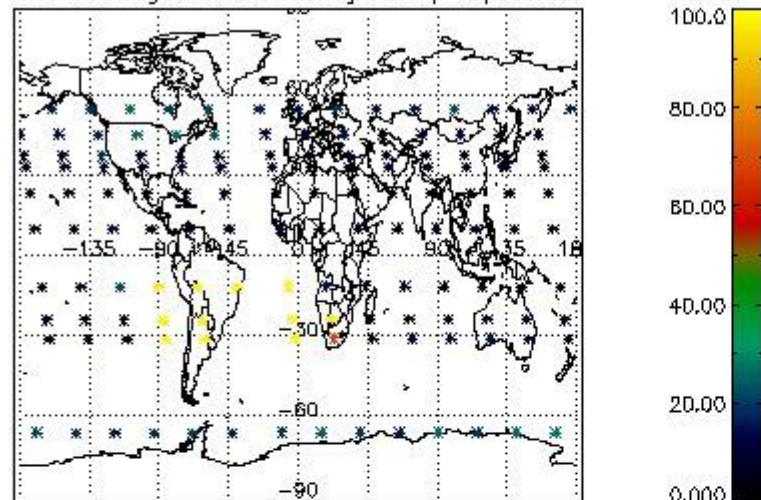
4.1.2 Plot level 1 quality information per product (time dependant): ENVI SAT DESCENDING passes



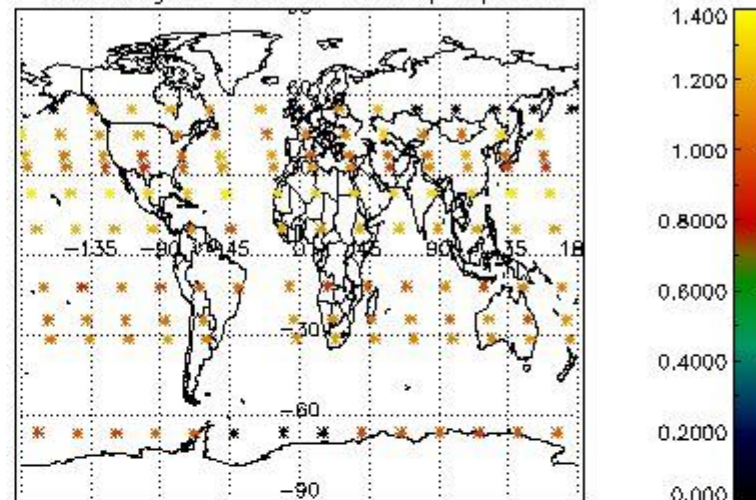
#### 4.2 Plot quality information per product coming from level 1b processing (world map)

##### 4.2.1 Plot level 1 quality information per product (world map): ENVISAT ASCENDING passes

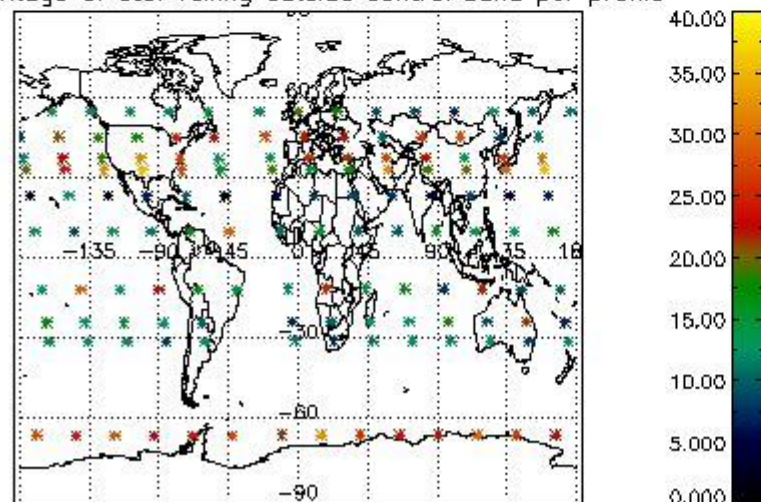
Percentage of cosmic ray hits per profile



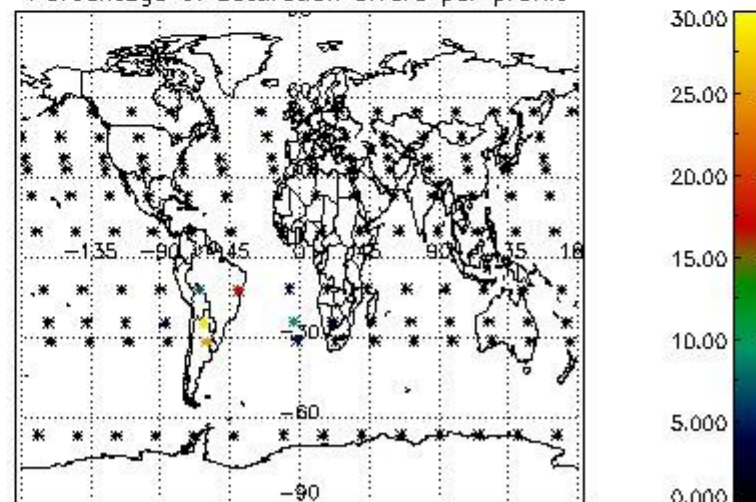
Percentage of datation errors per profile



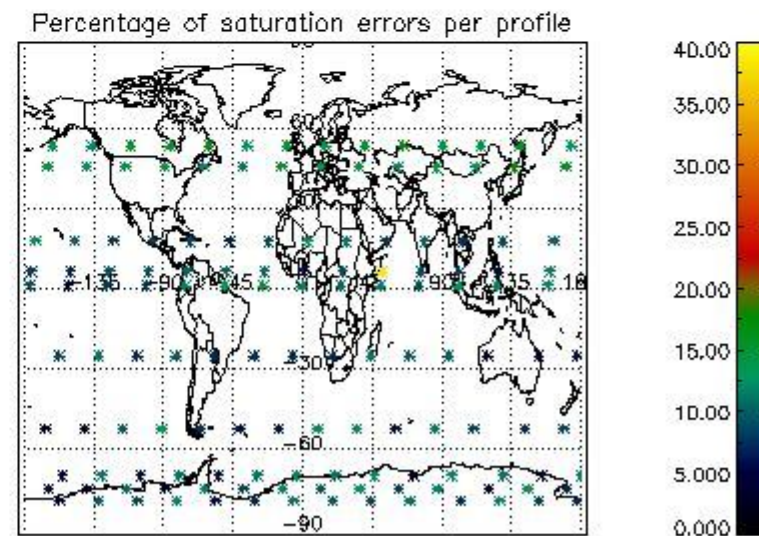
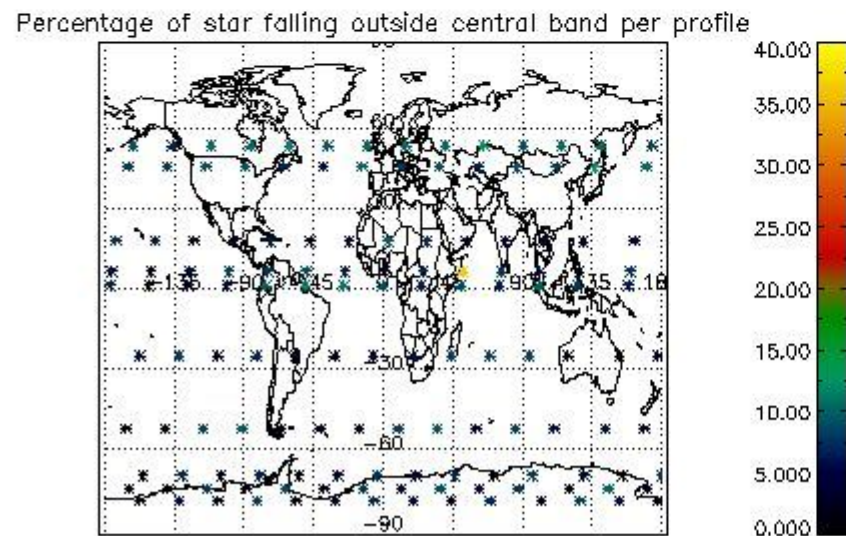
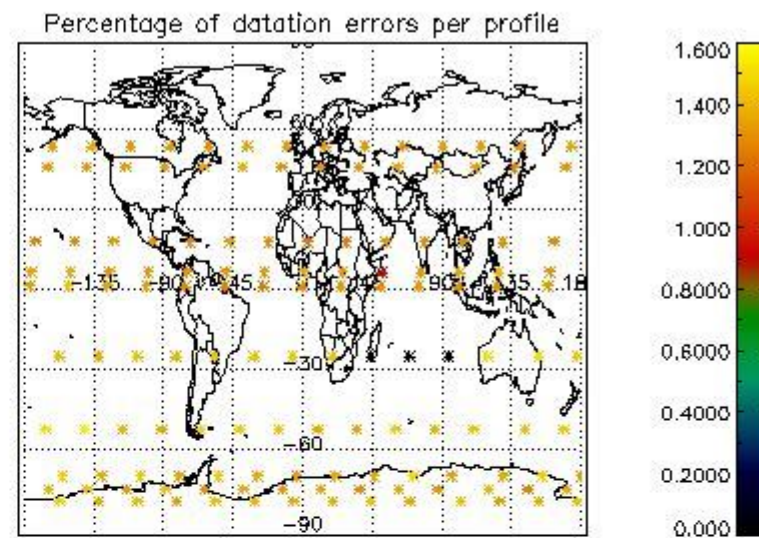
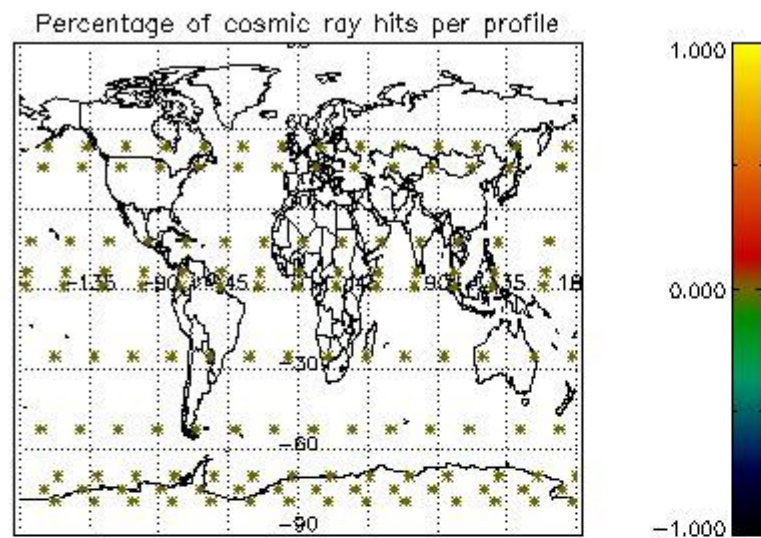
Percentage of star falling outside central band per profile



Percentage of saturation errors per profile



4.2.2 Plot level 1 quality information per product (world map): ENVISAT DESCENDING passes



## 5. Trace gas profiles

### 5.1 Ozone statistics based on quality of products

The final quality of the products can be "measured" using the STD (Standard Deviation) attached to every point profile. This information is written to the parameter GOM\_NL\_\_2P/NL\_LOCAL\_SPECIES\_DENSITY/o3\_std of the level 2 products. The table below shows the statistics for given STD ranges.

The statistics are given with respect to the overall valid production:

- Products without fatal errors: GOM\_NL\_\_2P/MPH/PRODUCT\_ERR=0
- Valid point profile: GOM\_NL\_\_2P/NL\_LOCAL\_SPECIES\_DENSITY/pcd(0)=0

The 'Criteria' is applied to valid points of dark limb products:

- Products in dark limb illumination condition: GOM\_NL\_\_2P/NL\_SUMMARY\_QUALITY/obs\_ill\_cond=0
- Products without fatal errors: GOM\_NL\_\_2P/MPH/PRODUCT\_ERR=0
- Valid point profile: GOM\_NL\_\_2P/NL\_LOCAL\_SPECIES\_DENSITY/pcd(0)=0

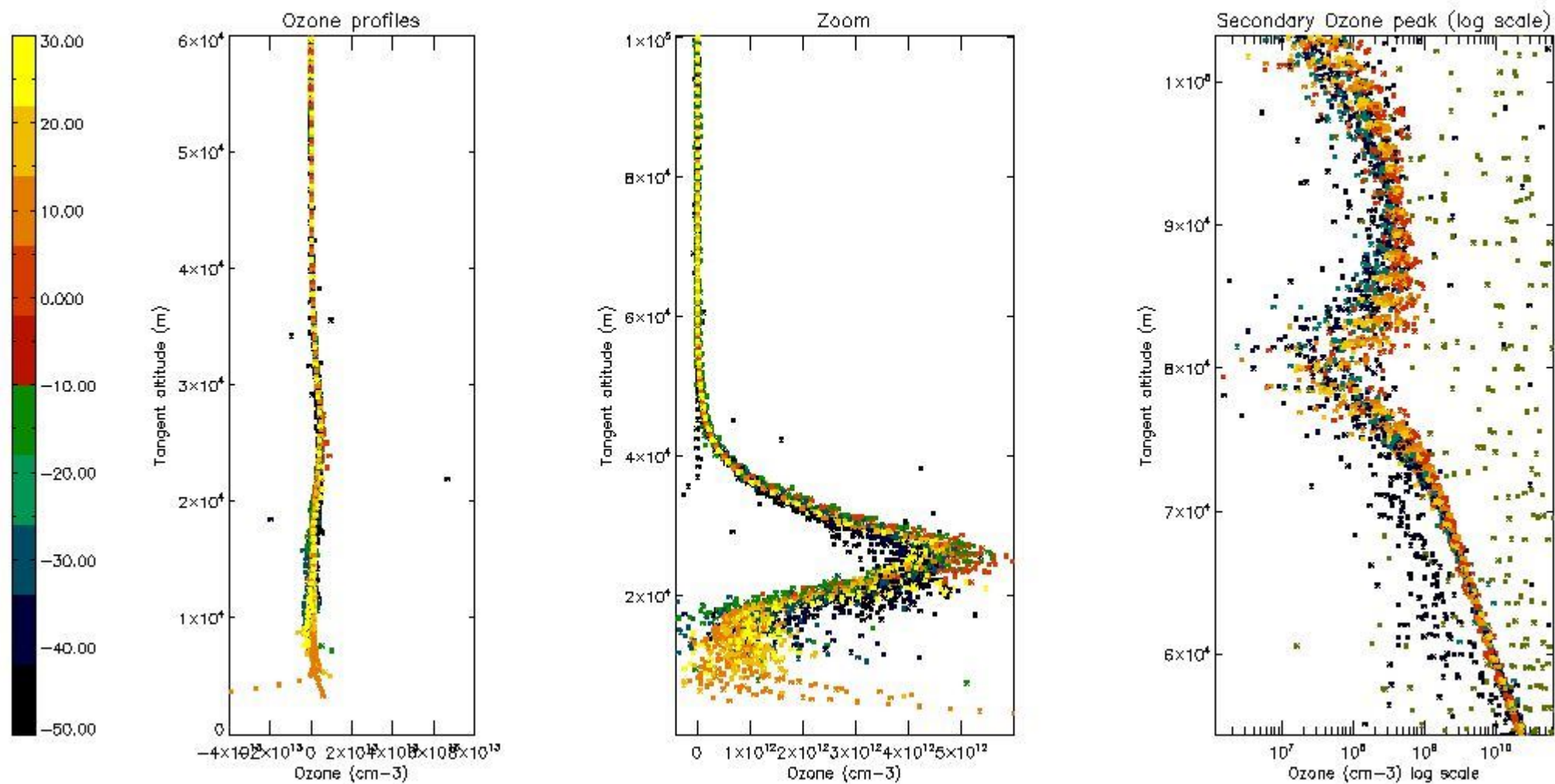
So, the table below shows the percentage of dark limb and valid observations for each criteria with respect to the overall valid daily observations.

Criteria	% of total production
All STD	44
STD < 20	25

STD < 10	20
STD < 5	15

5.2 Plot ozone profiles for all STD (dark without errors)

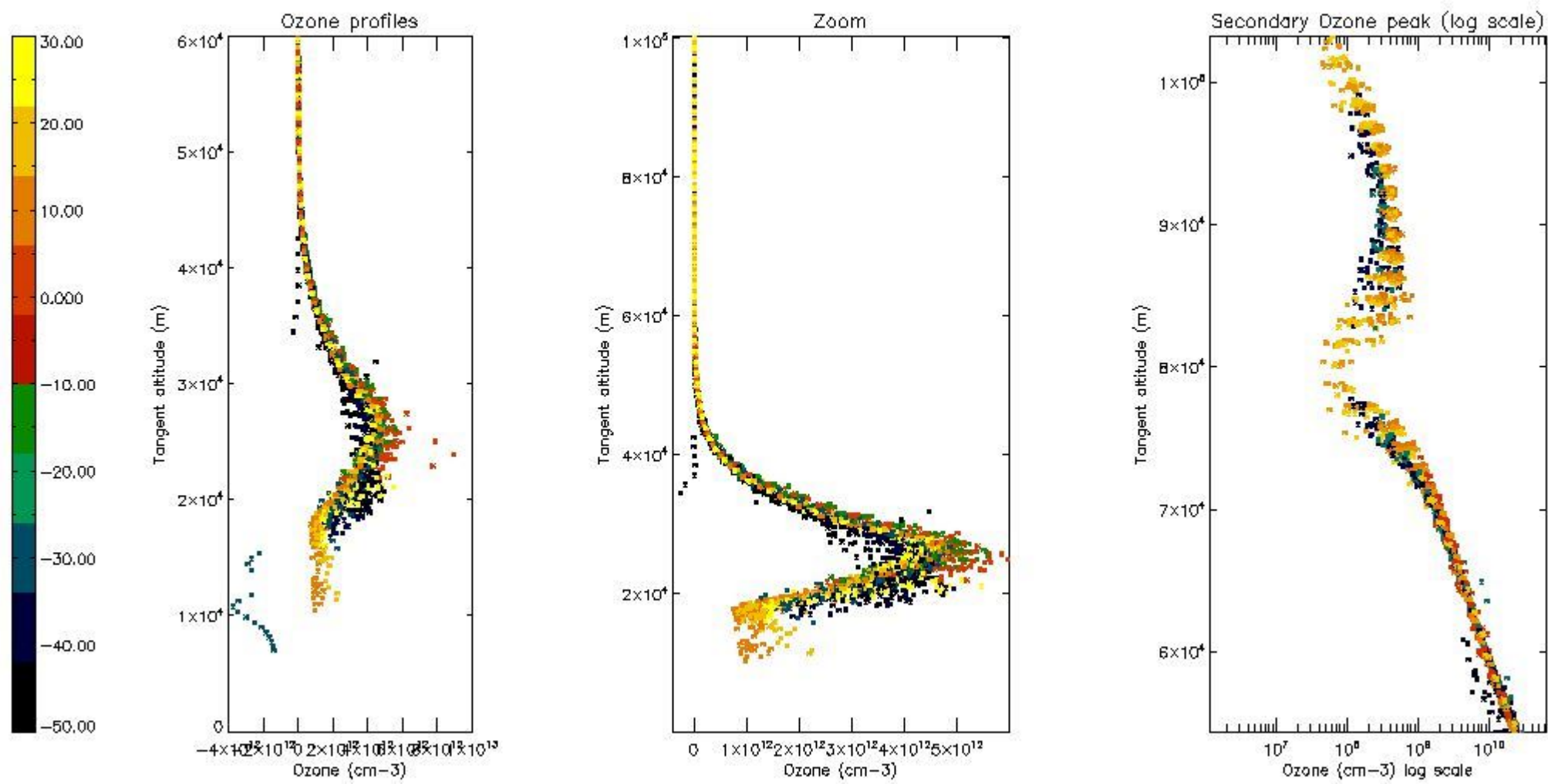
The colorbar represents the latitude.



5.3 Plot ozone profiles where STD < 20% (dark without errors)

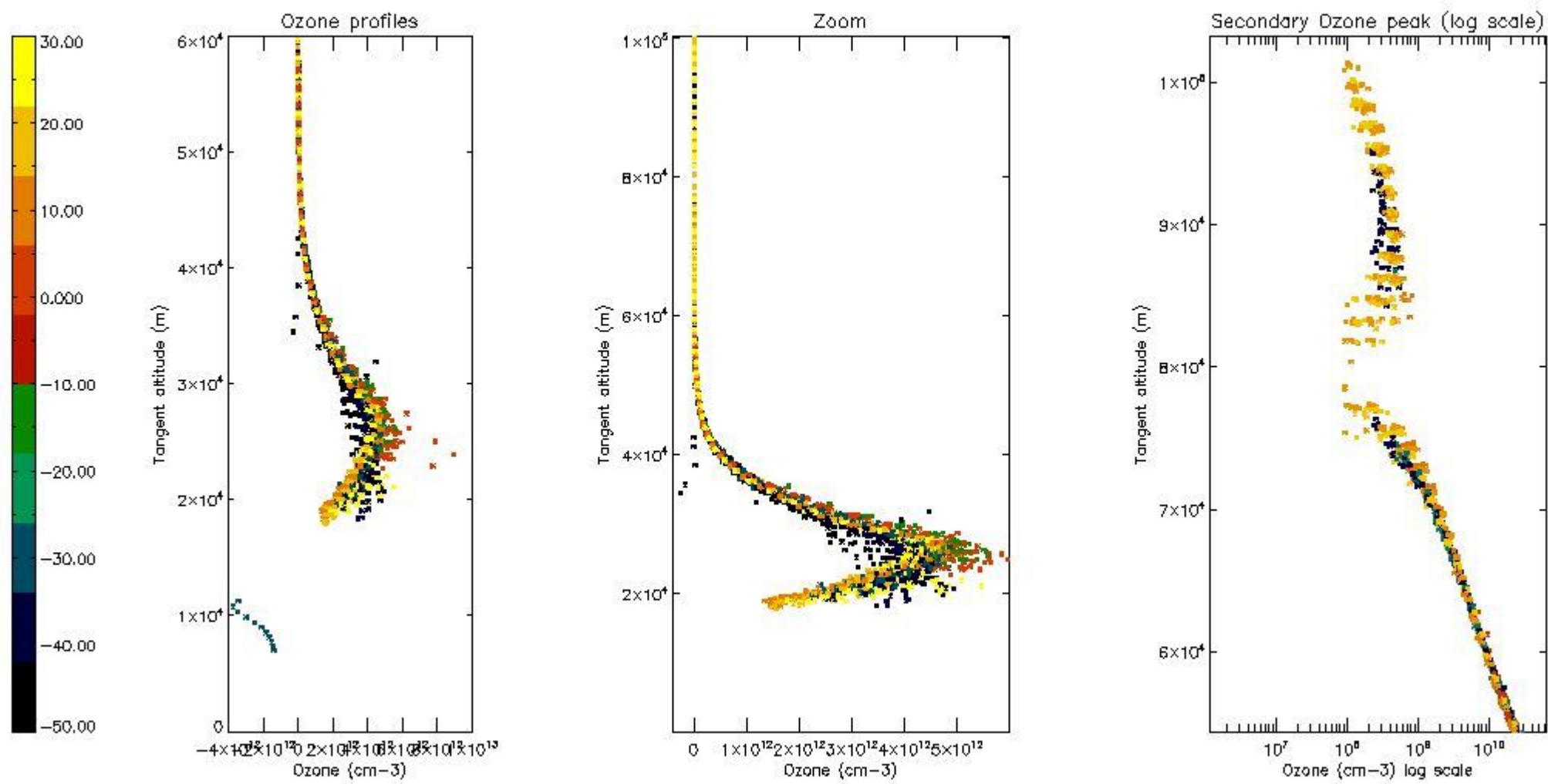
The colorbar represents the latitude.





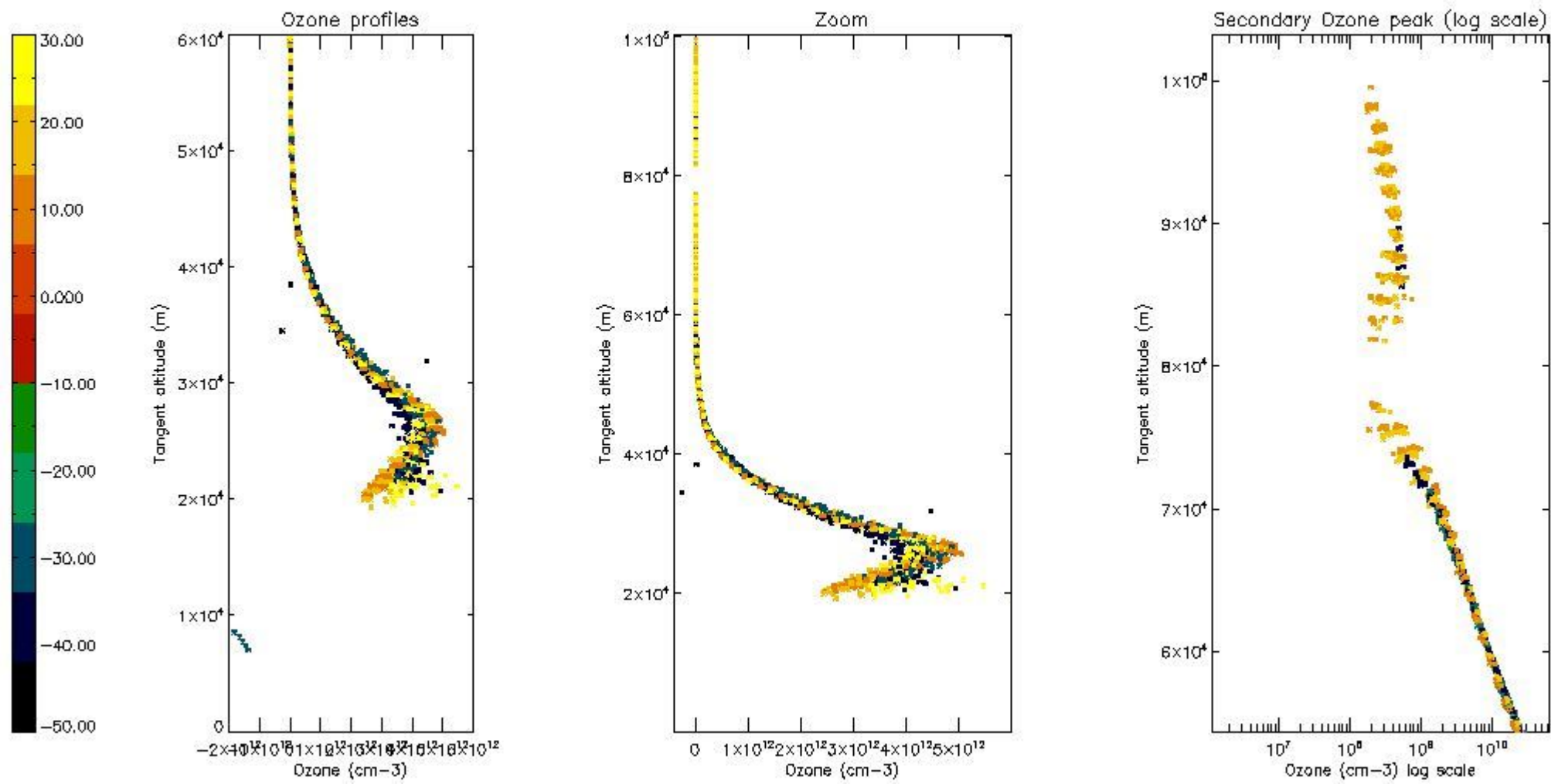
*5.4 Plot ozone profiles where STD < 10% (dark without errors)*

The colorbar represents the latitude.



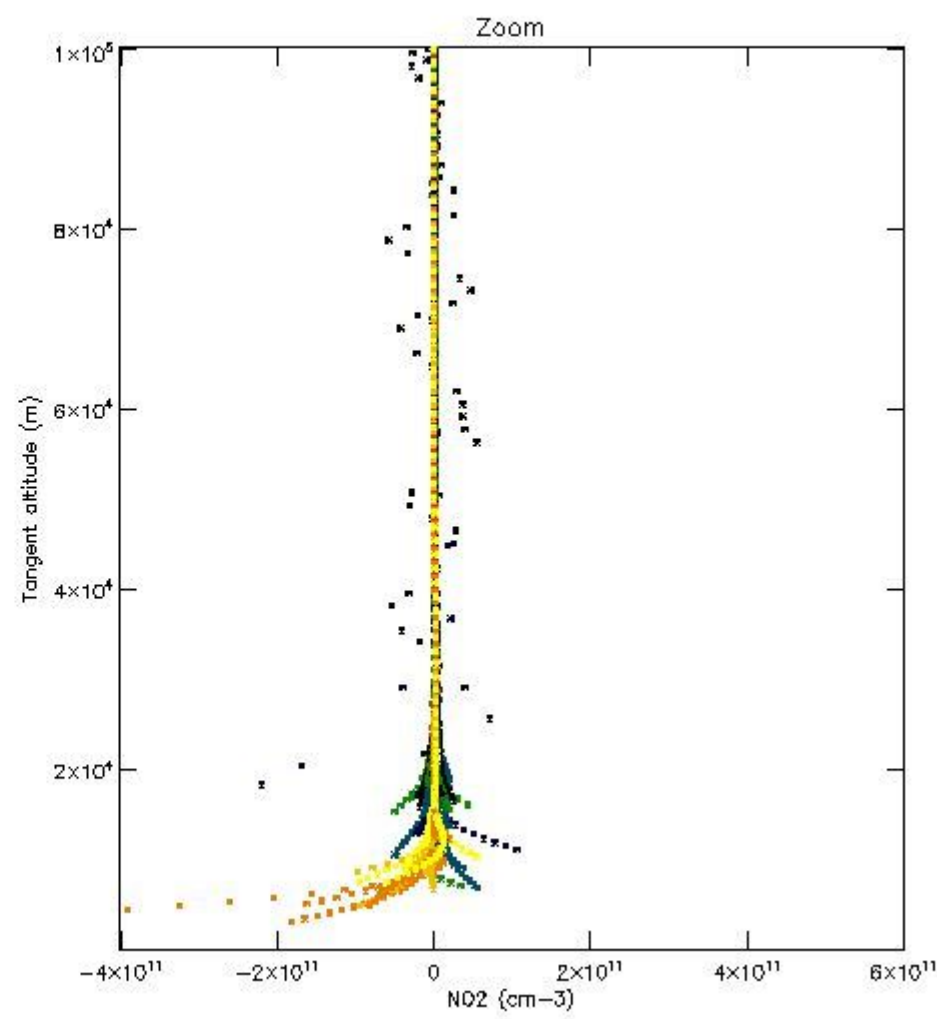
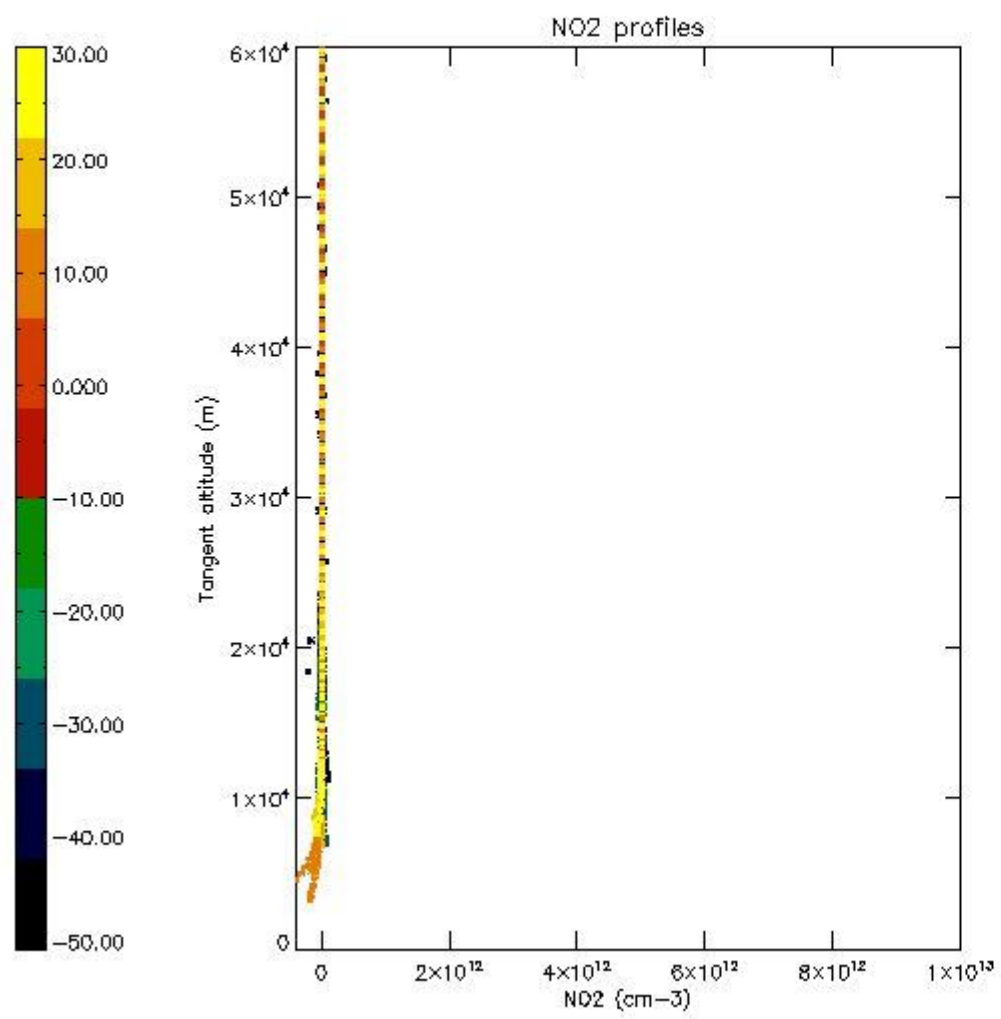
*5.5 Plot ozone profiles where STD < 5% (dark without errors)*

The colorbar represents the latitude.



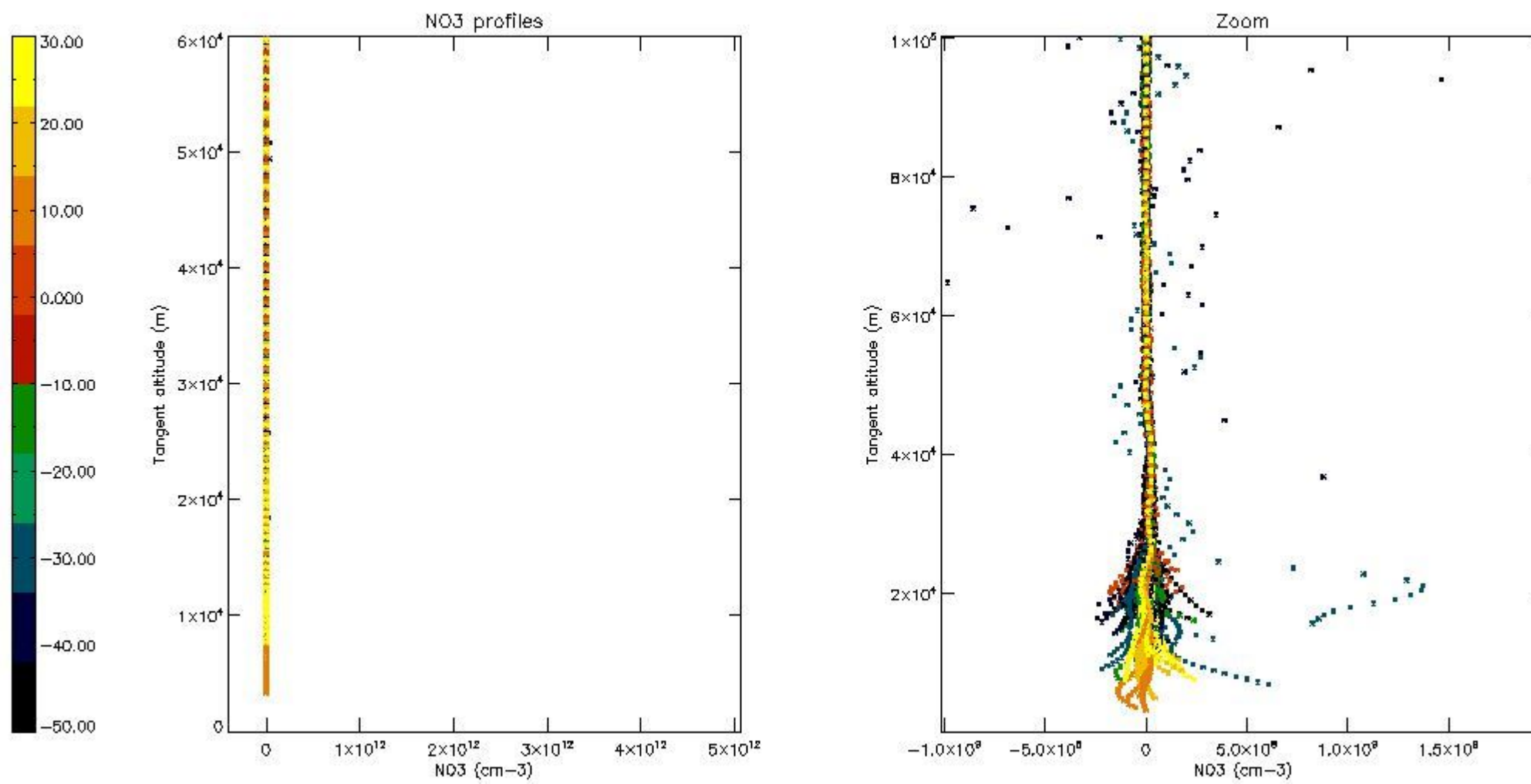
*5.6 Plot NO<sub>2</sub> profiles for all STD (dark without errors)*

The colorbar represents the latitude.



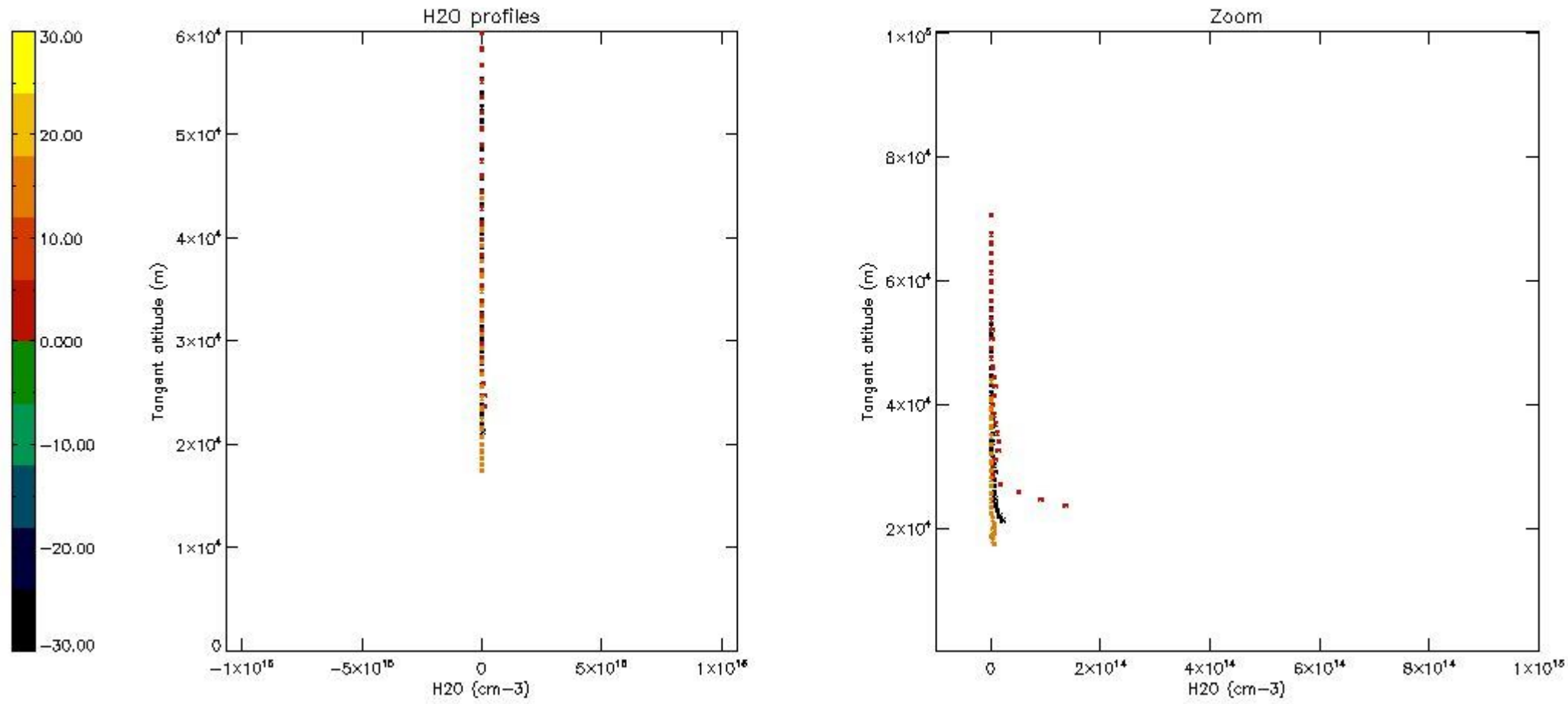
*5.7 Plot NO3 profiles for all STD (dark without errors)*

The colorbar represents the latitude.



5.8 Plot H<sub>2</sub>O profiles for all STD (only for occultations of stars 1,2,3,4,13,14,16,26,63 dark without errors)

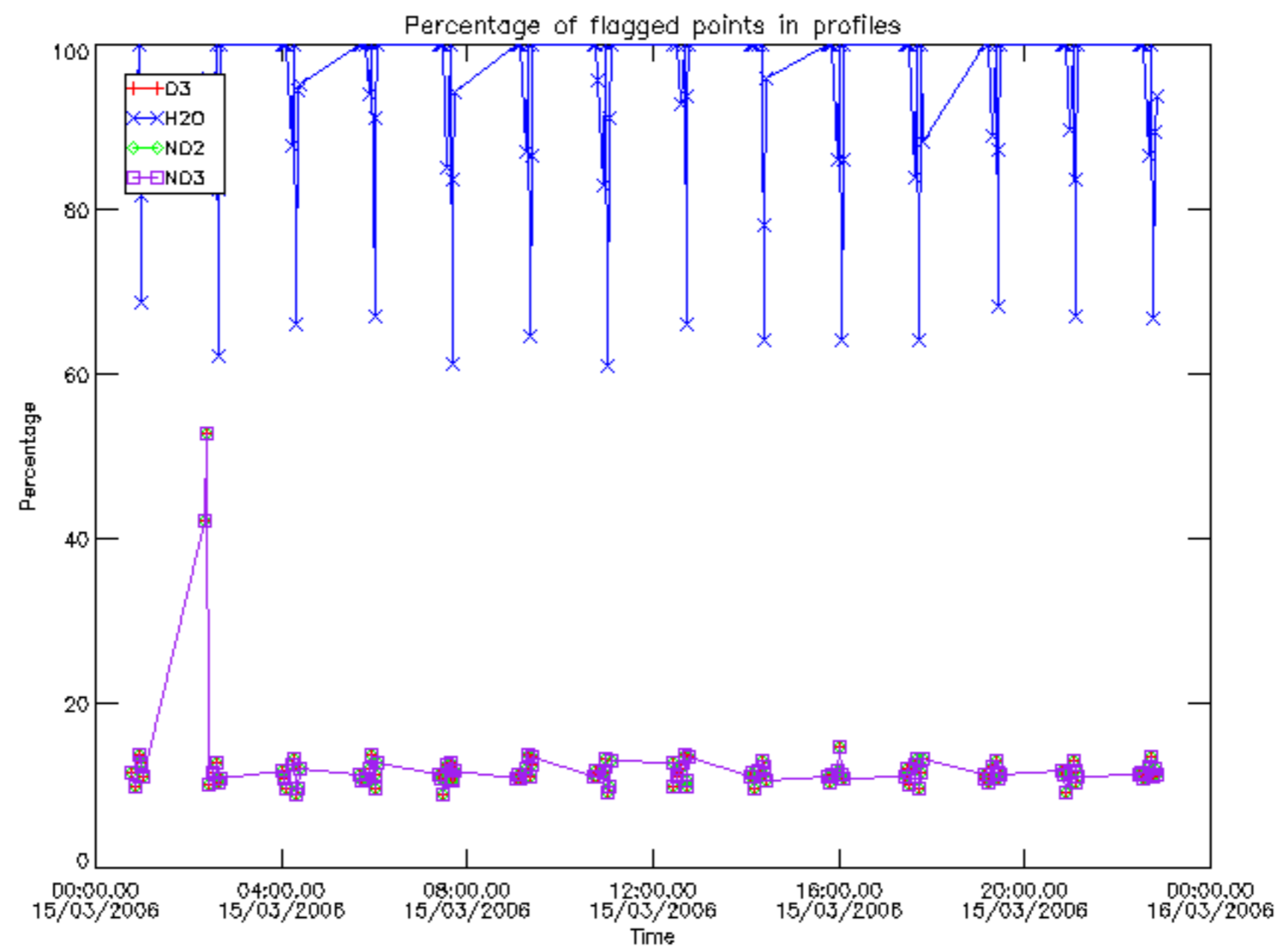
The colorbar represents the latitude.



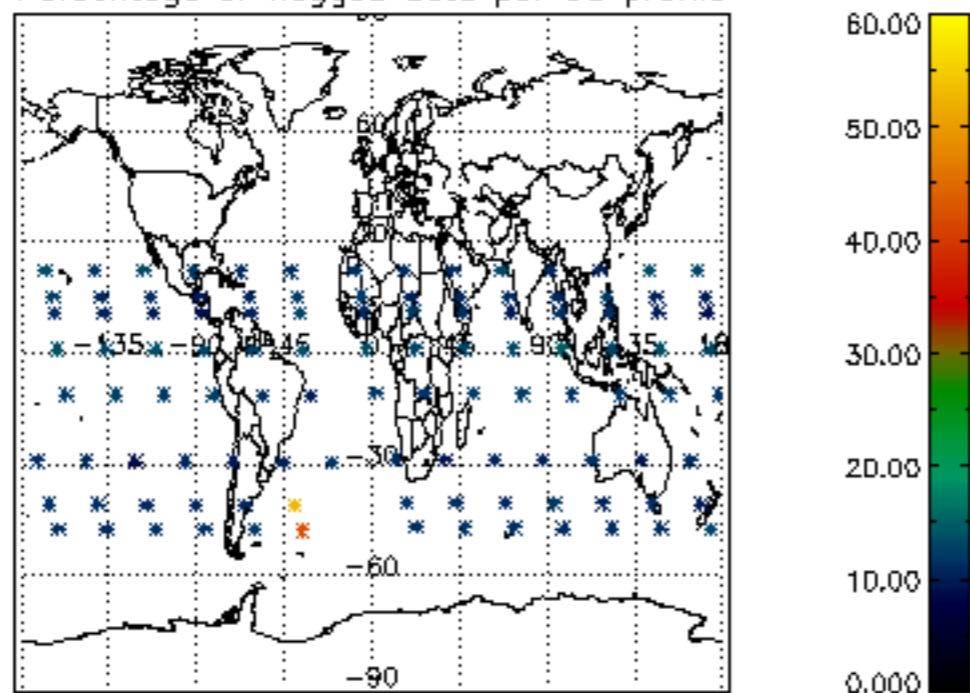
## 6. Auxiliary Data Files used for the production reported in section 2

The number reported in the third column indicates since which file (see list in section 2) the corresponding auxiliary file has been used. The fourth column is the date of those product files.

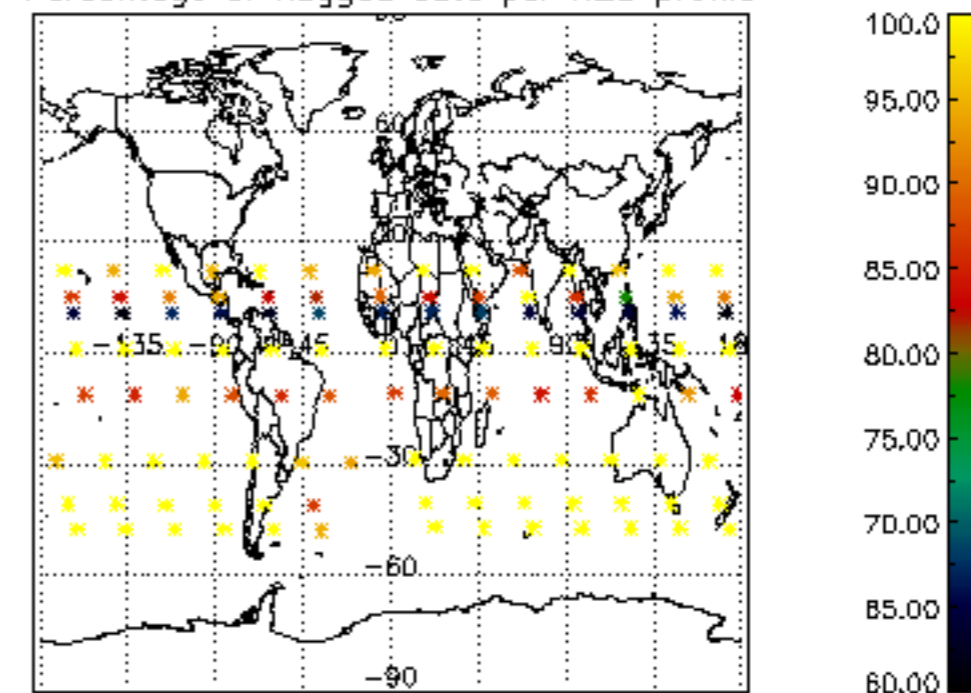
Type	Auxiliary Filename	Used since product	Used since product date
INST_PHYS_CHARACTERISTICS	GOM_INS_AXVIEC20091111_143220_20030716_120000_20500101_000000	1	15-MAR-2006 00:45:39
LEVEL-2_PROC_CONFIG	GOM_PR2_AXVIEC20091111_152718_20020301_000000_20500101_000000	1	15-MAR-2006 00:45:39
CROSS_SECTIONS_FILE	GOM_CRS_AXVIEC20091111_154832_20020301_000000_20500101_000000	1	15-MAR-2006 00:45:39



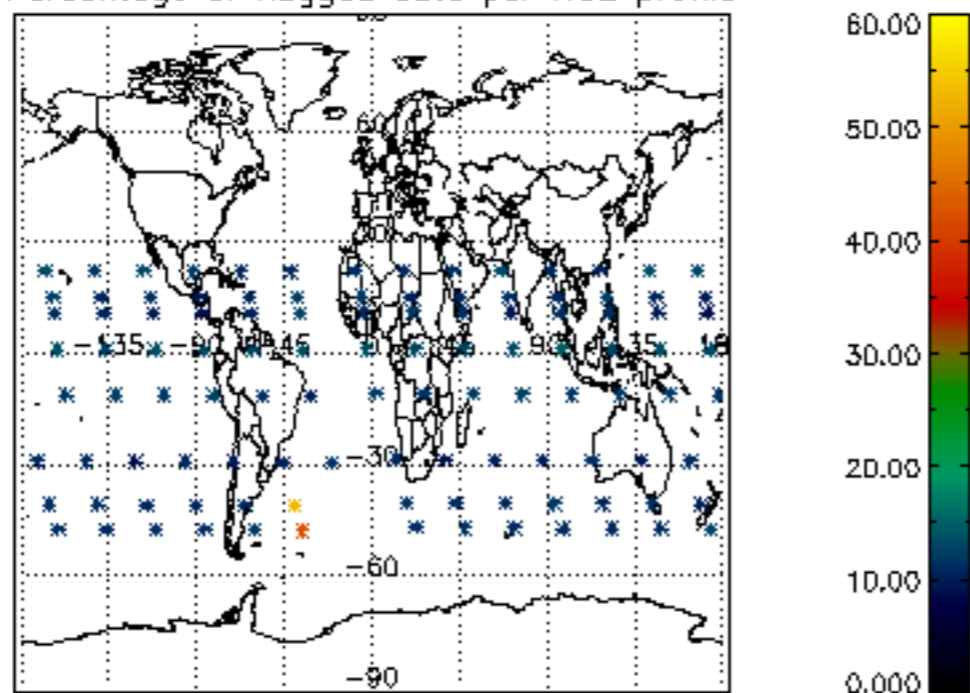
Percentage of flagged data per D3 profile



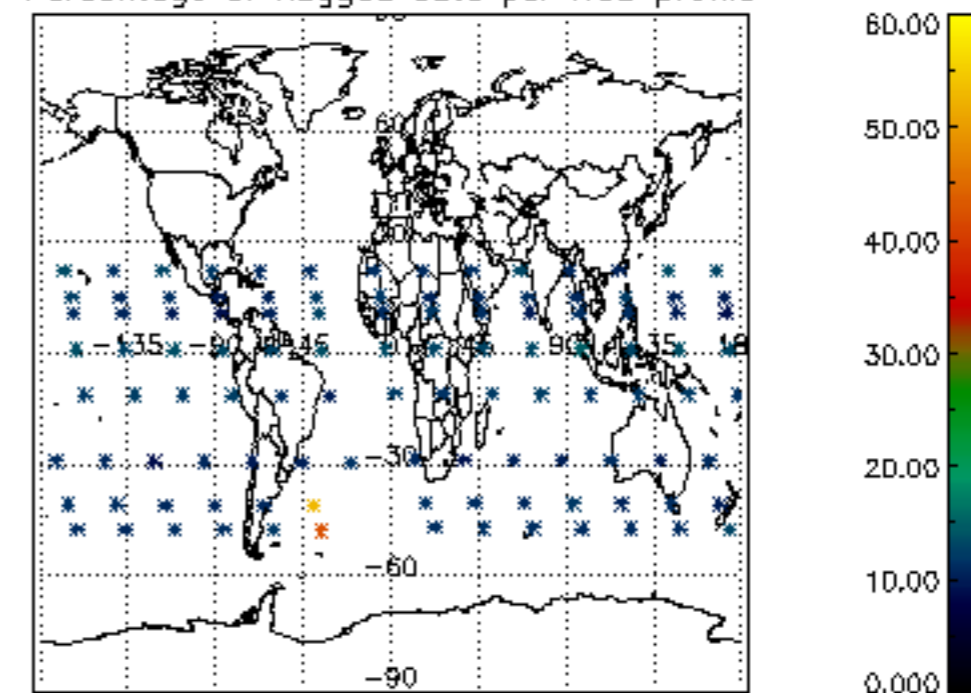
Percentage of flagged data per H2O profile



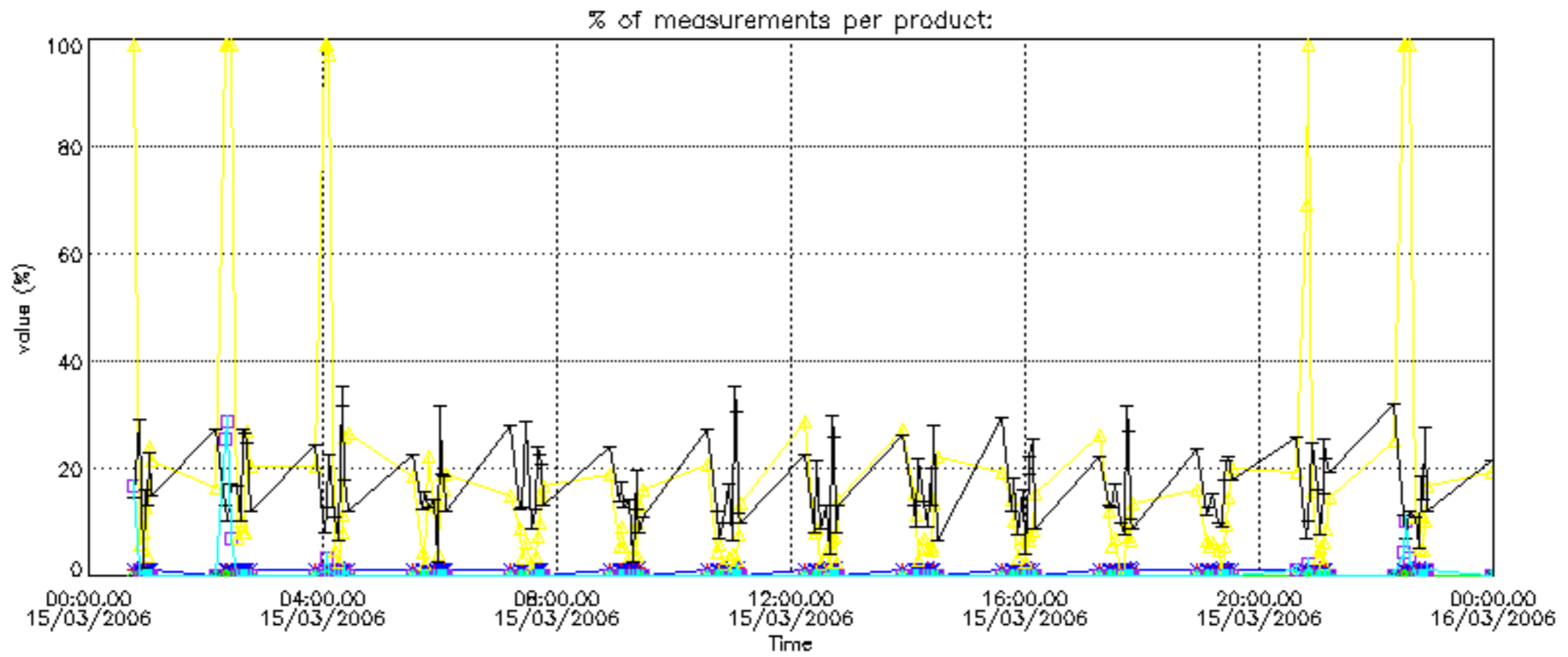
Percentage of flagged data per NO2 profile

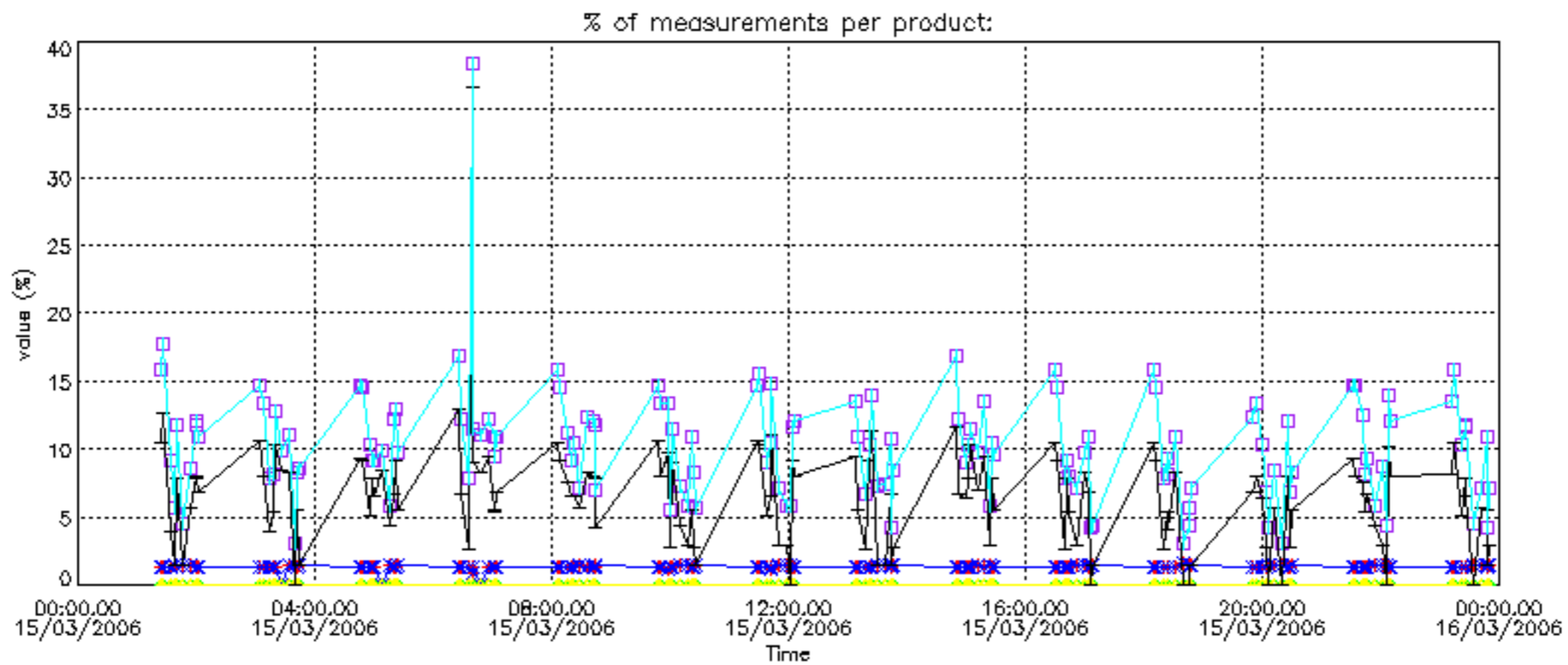
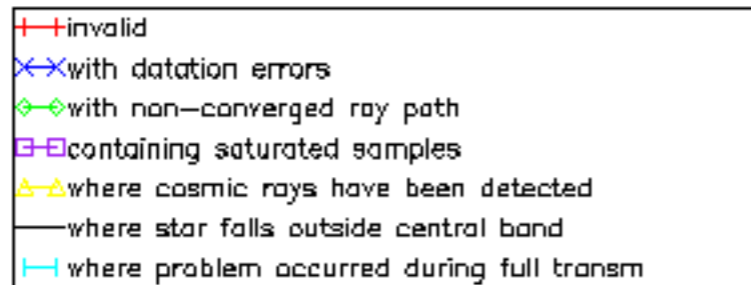


Percentage of flagged data per NO3 profile

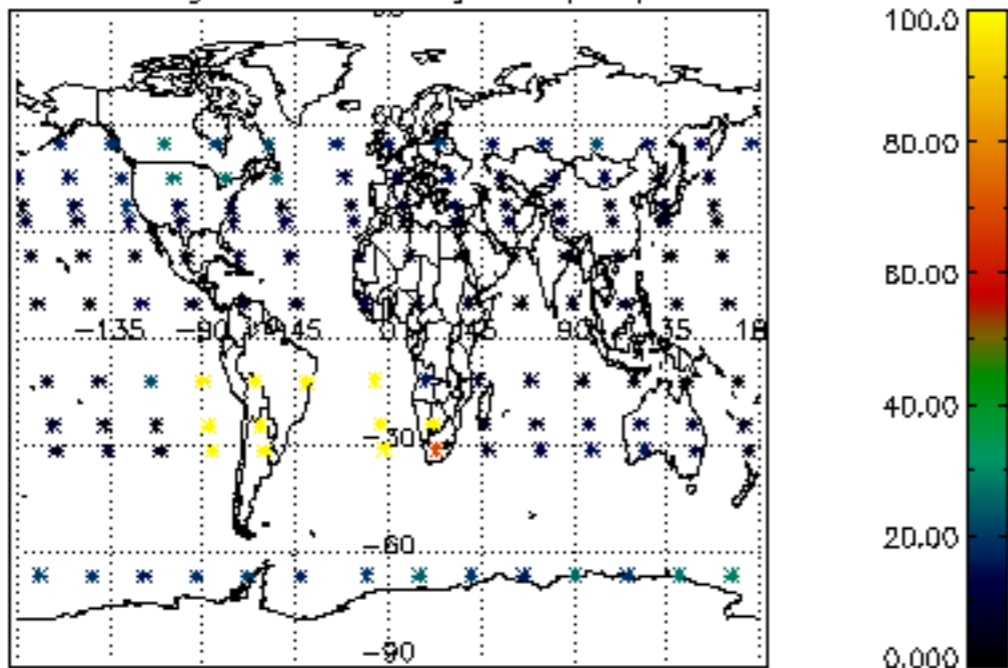




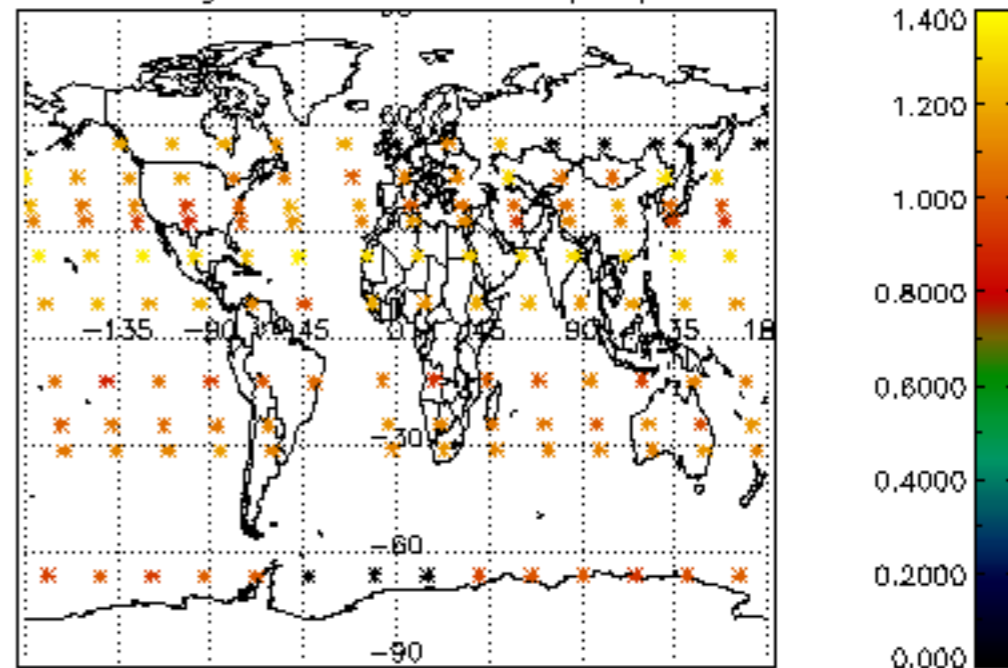




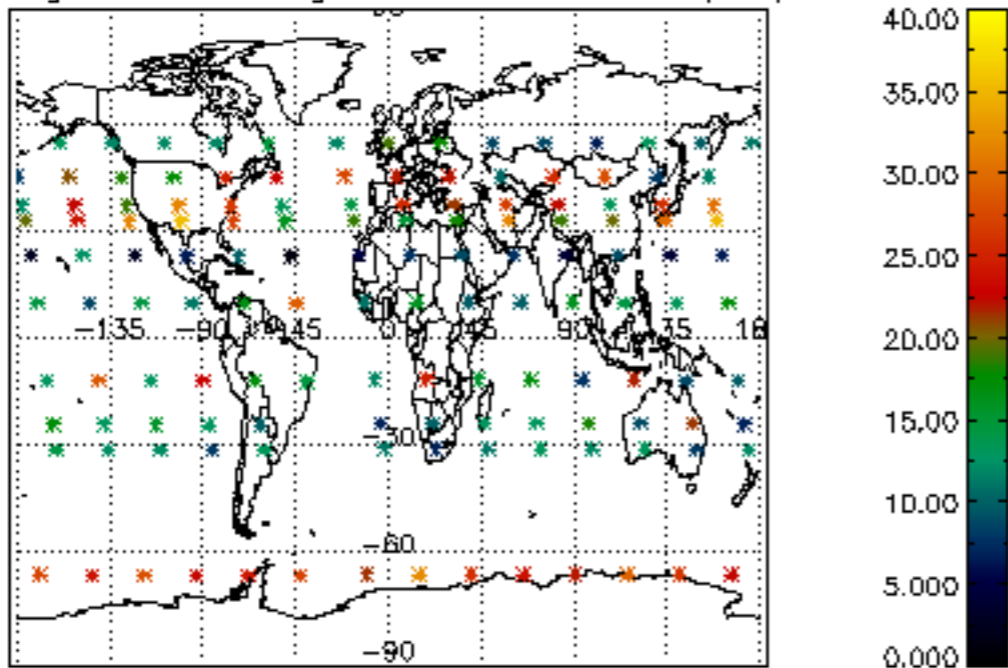
Percentage of cosmic ray hits per profile



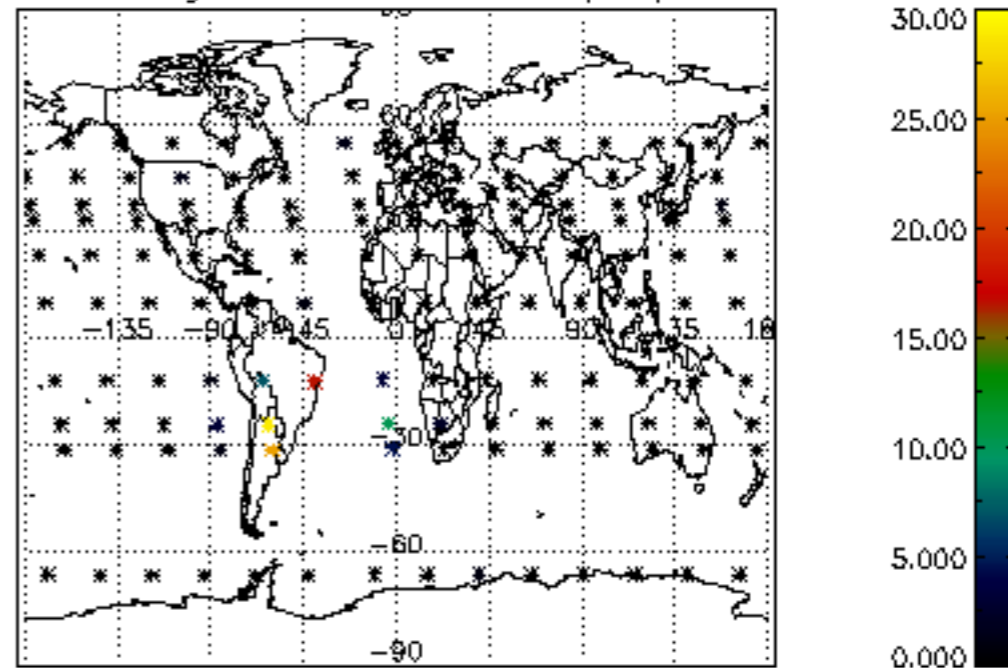
Percentage of datation errors per profile



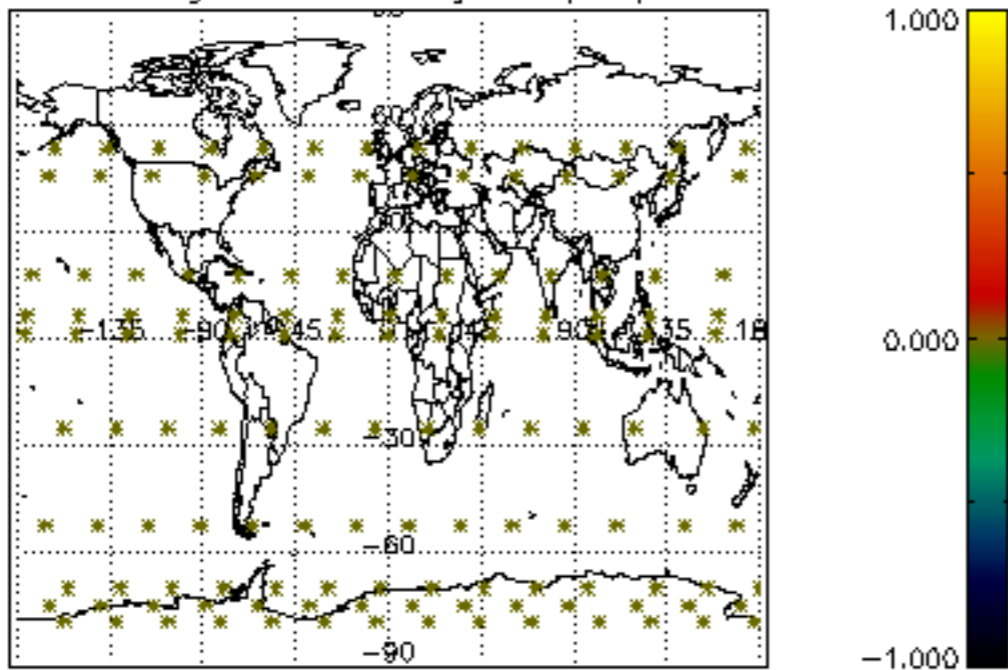
Percentage of star falling outside central band per profile



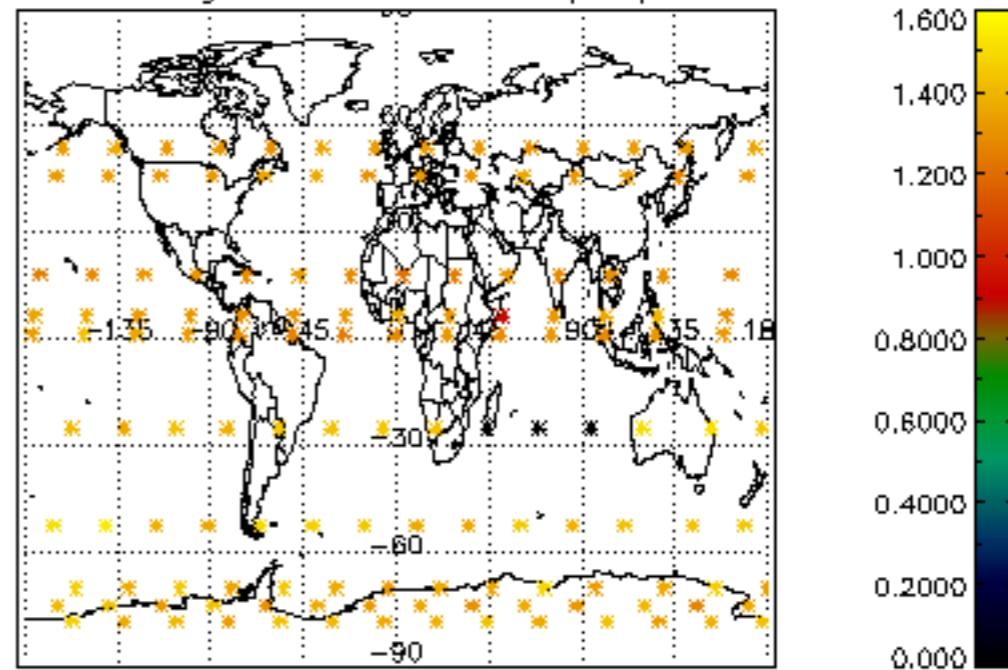
Percentage of saturation errors per profile



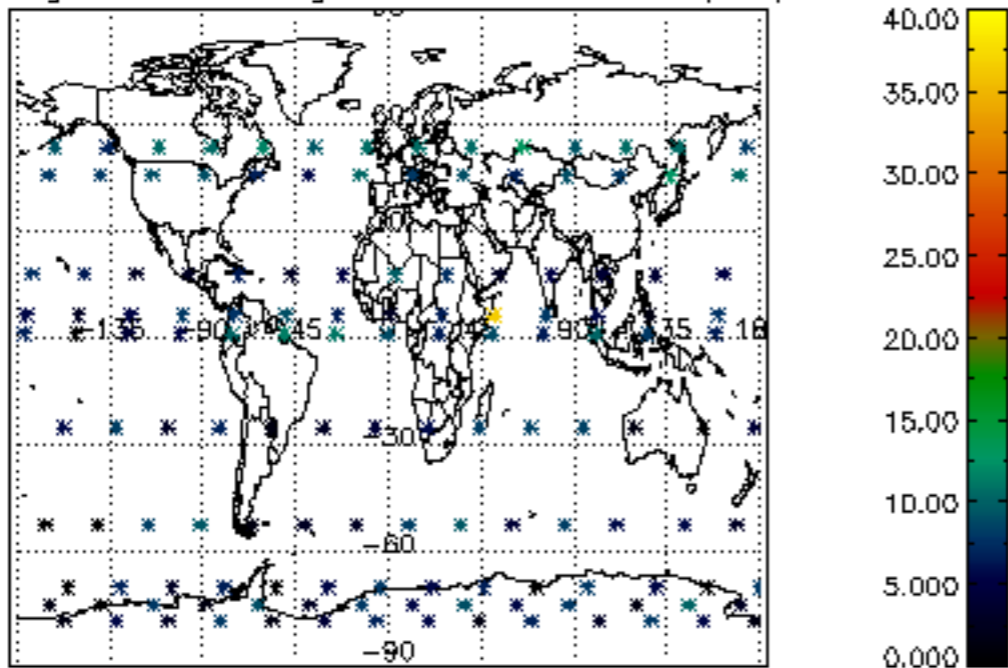
Percentage of cosmic ray hits per profile



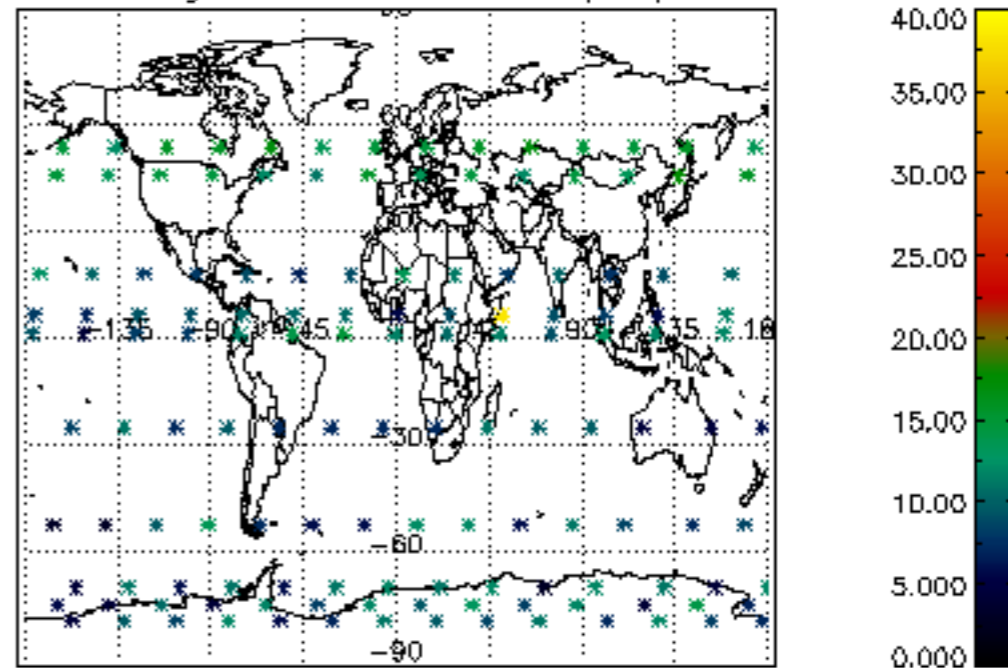
Percentage of datation errors per profile

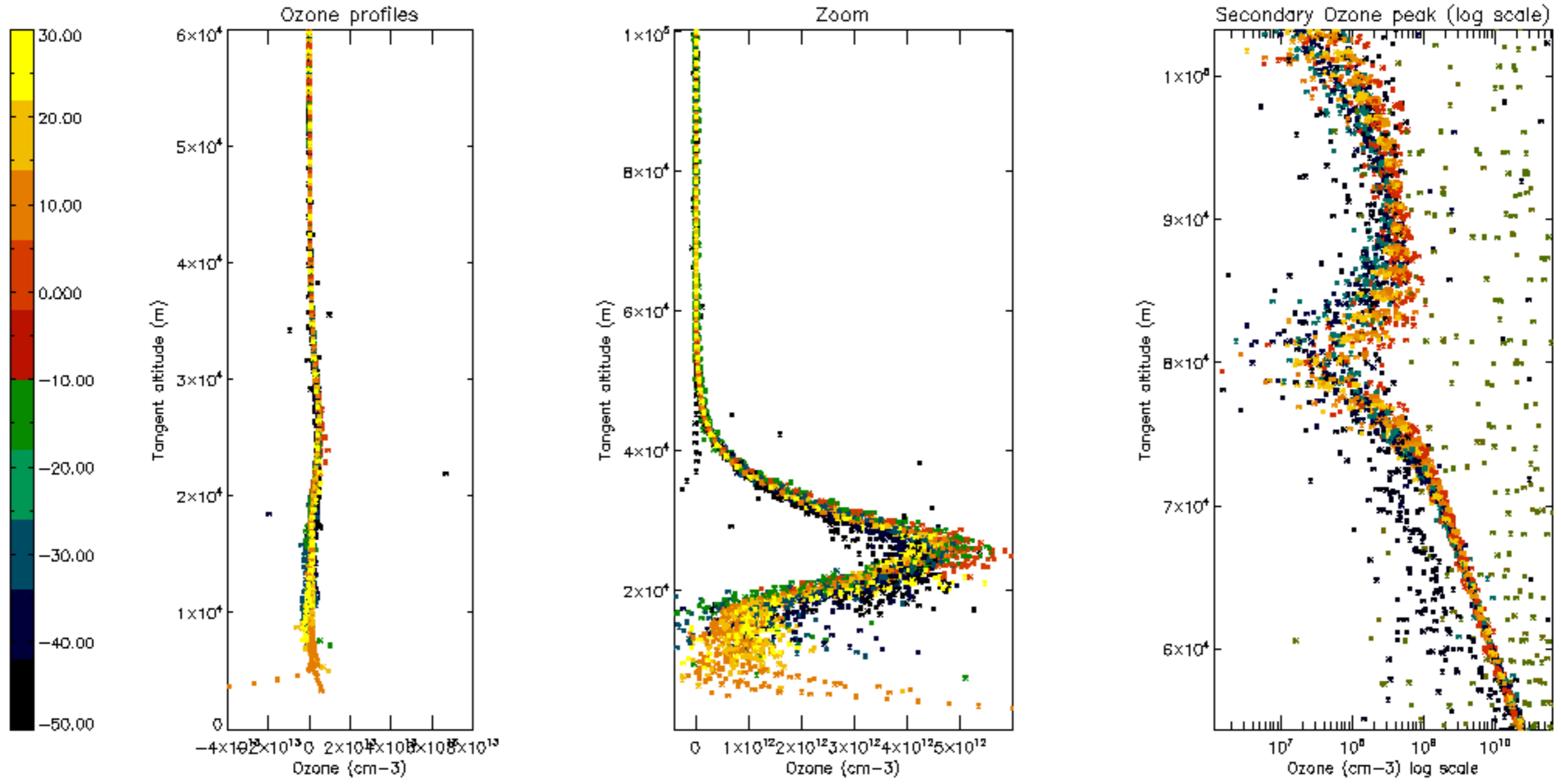


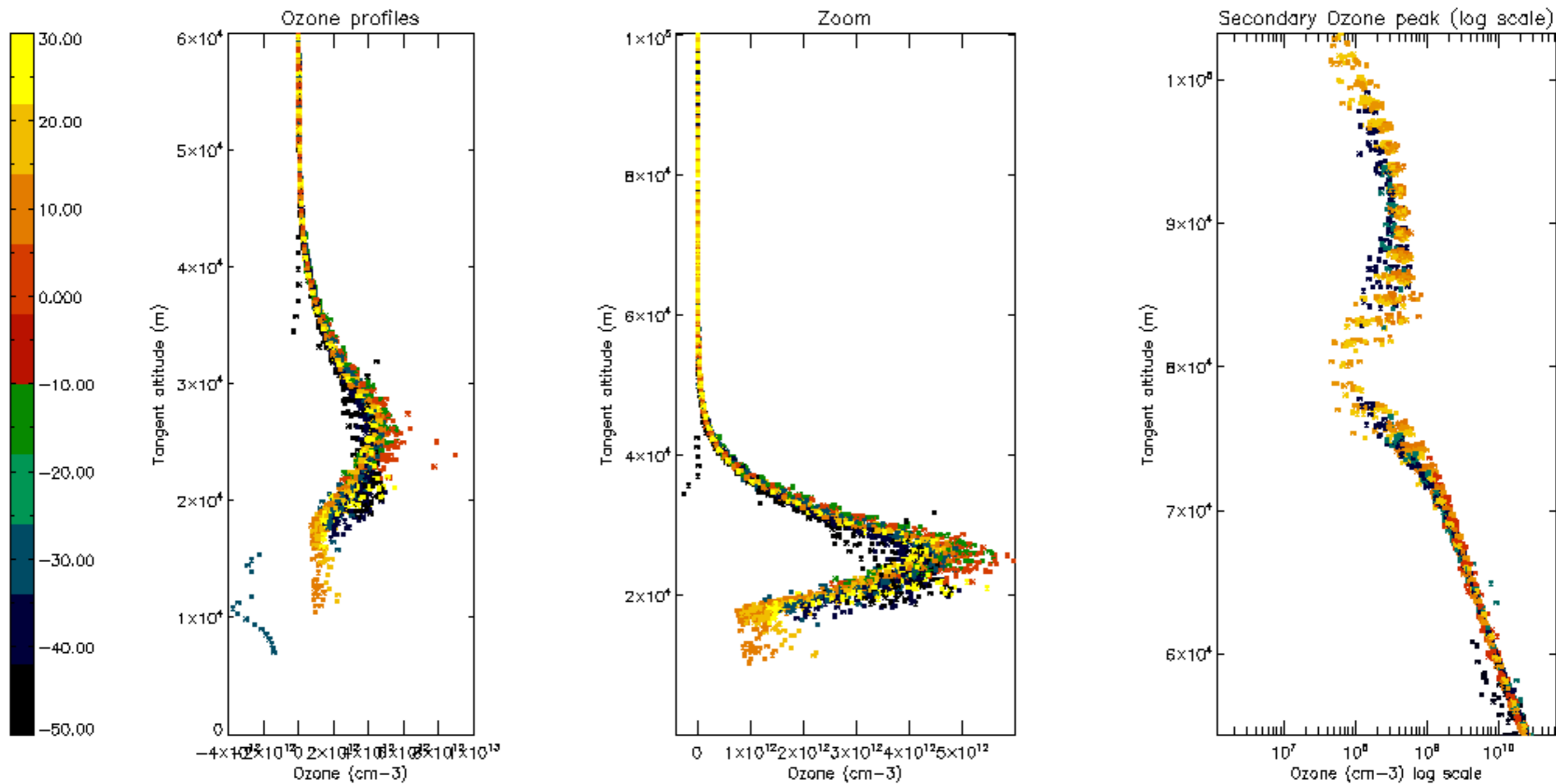
Percentage of star falling outside central band per profile

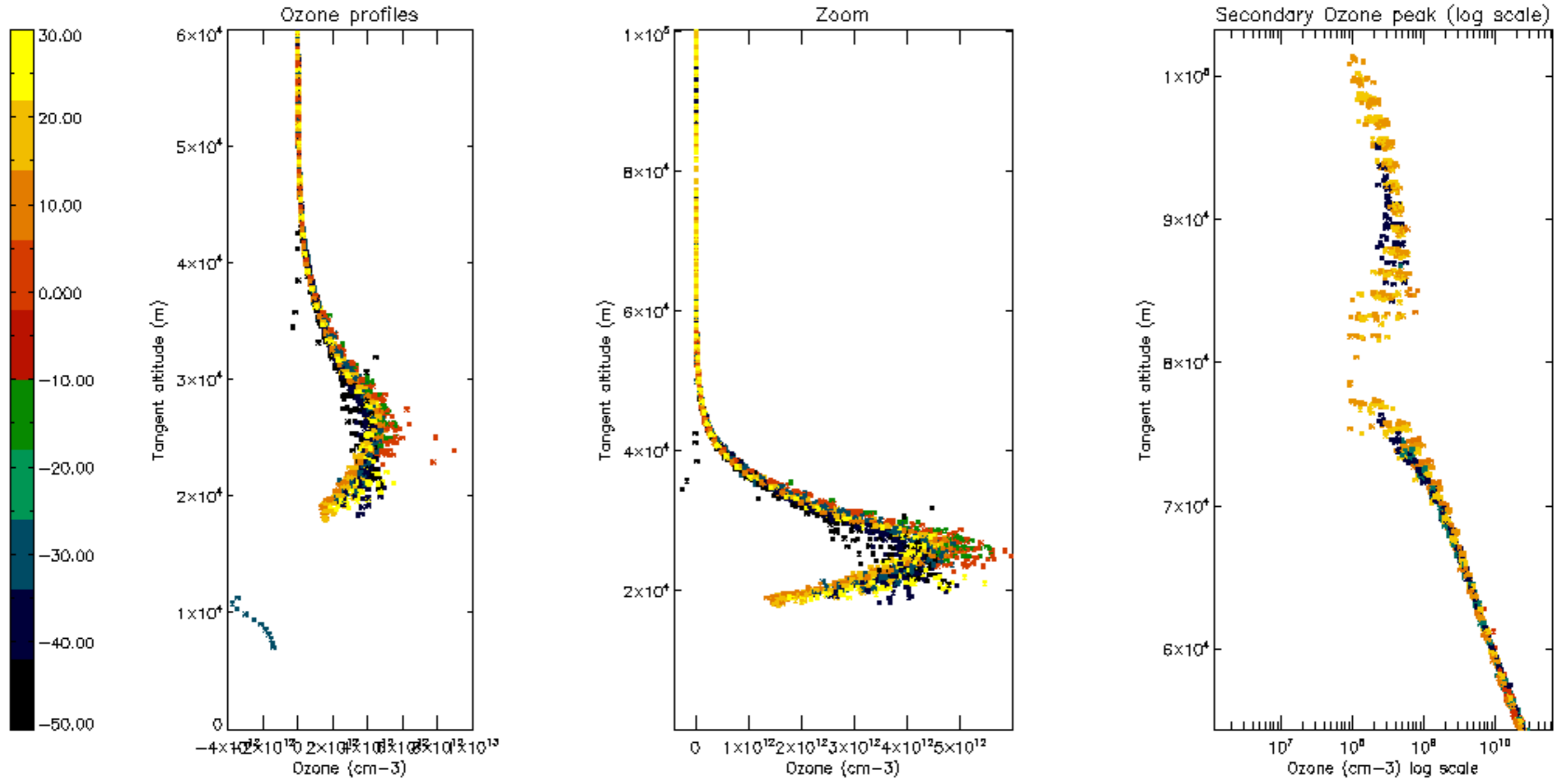


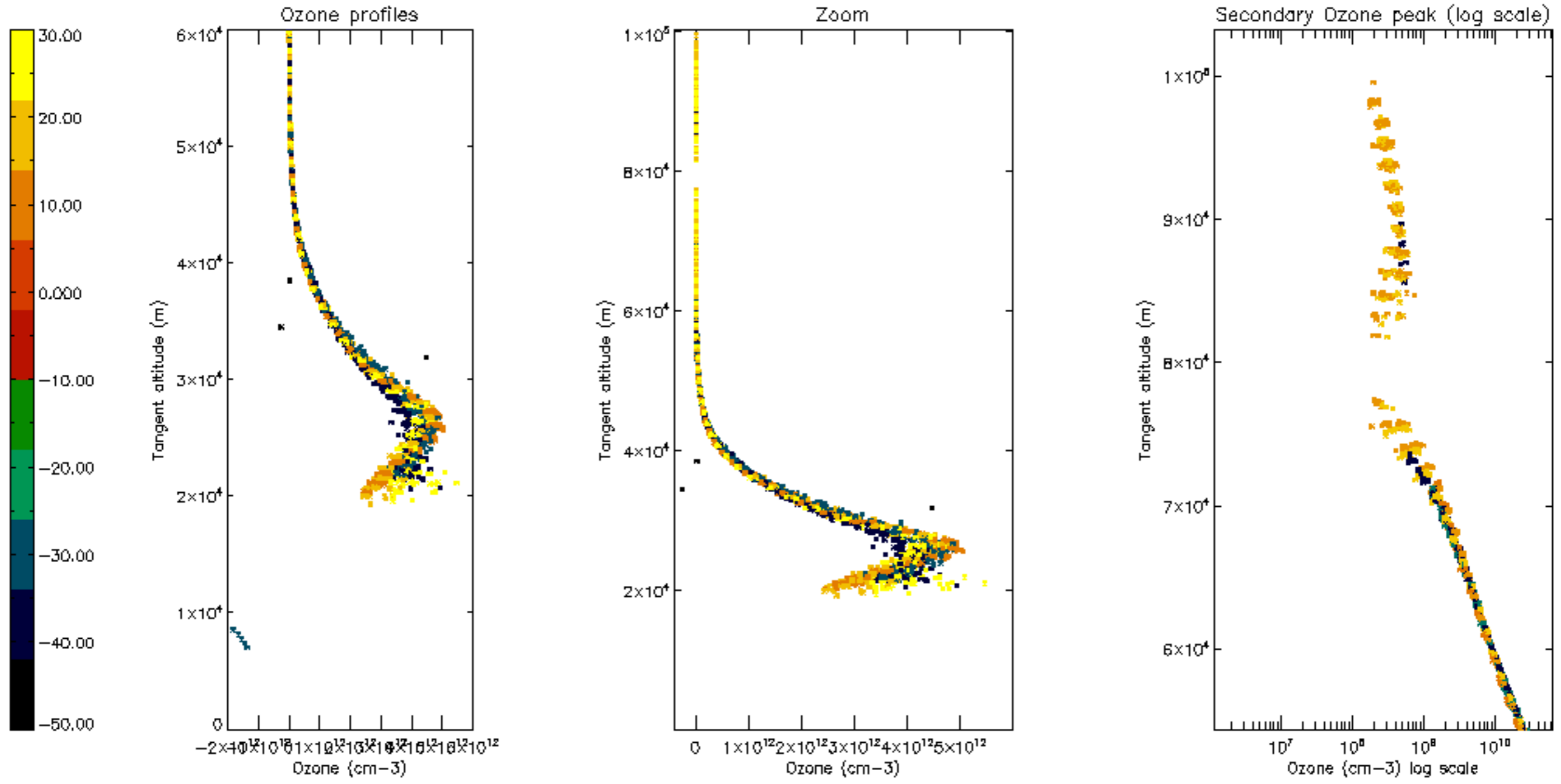
Percentage of saturation errors per profile



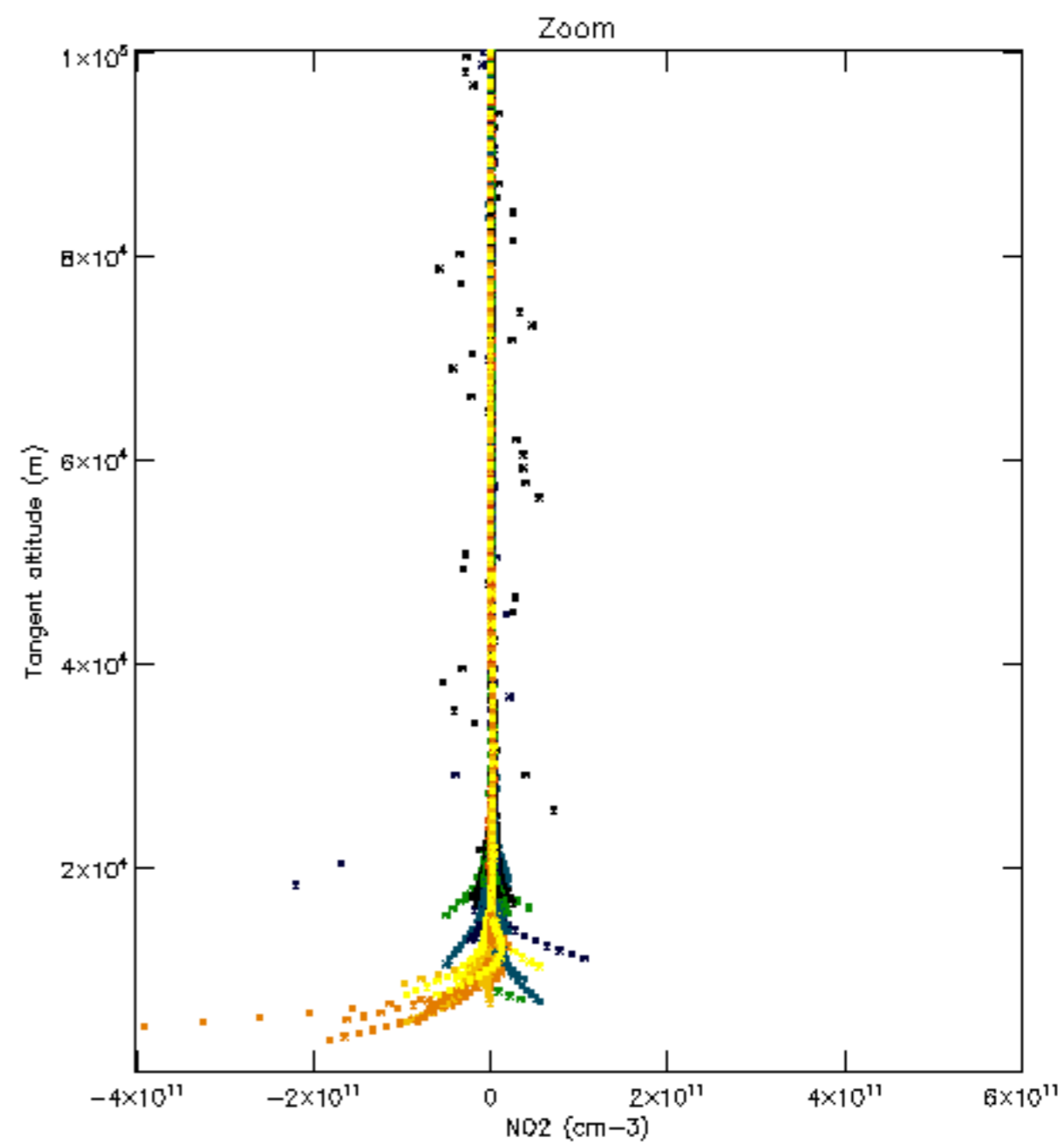
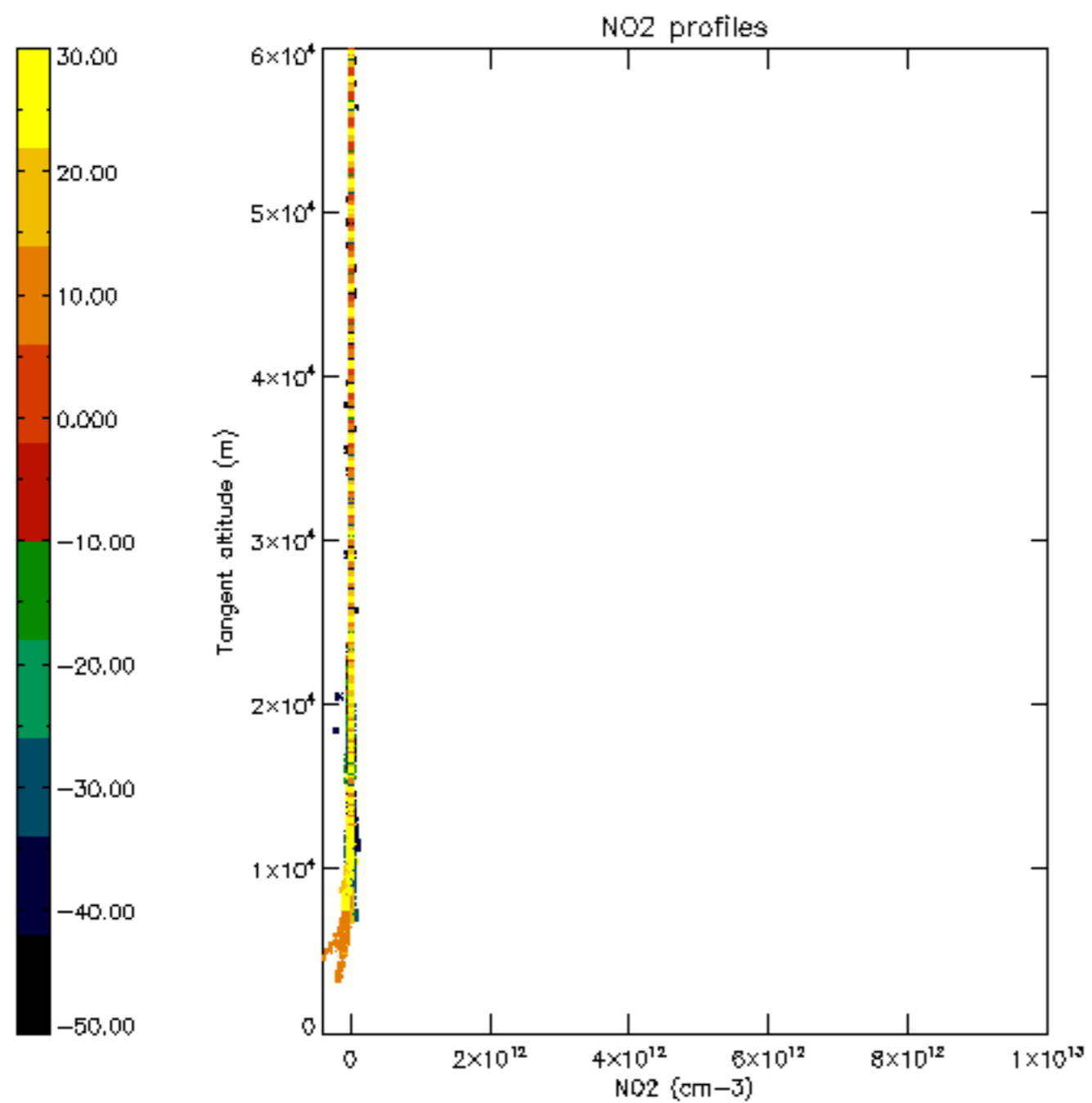


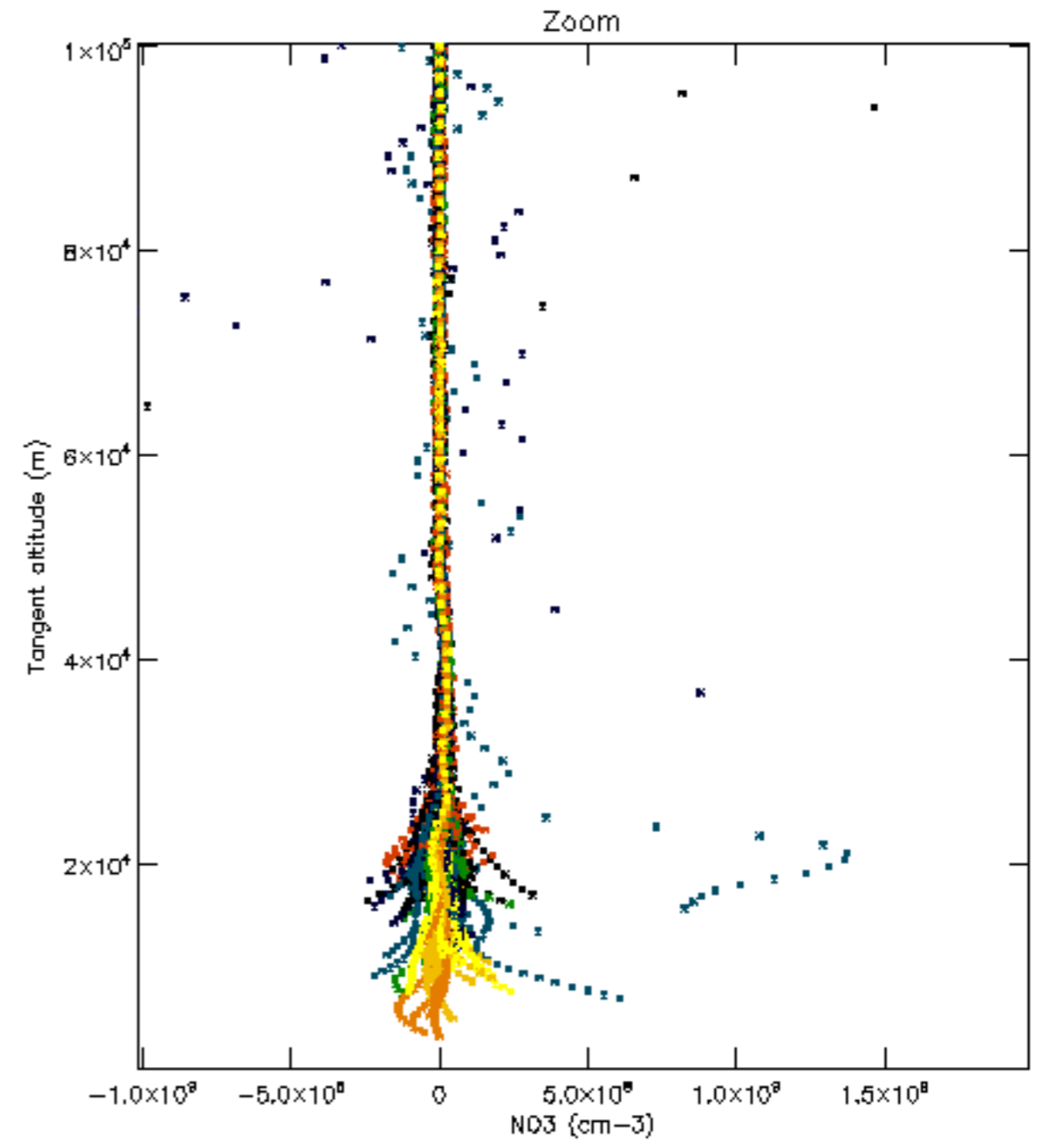
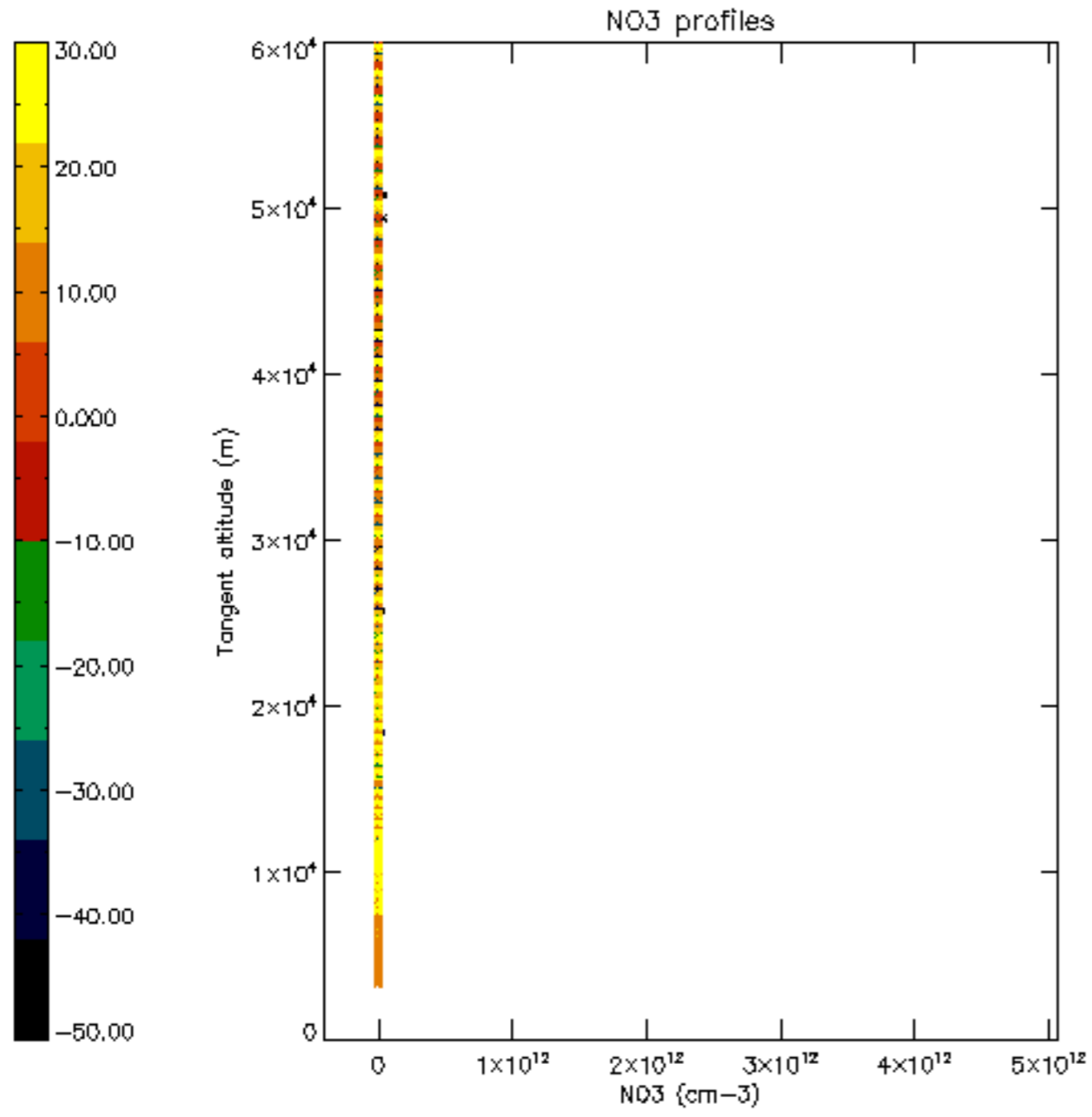


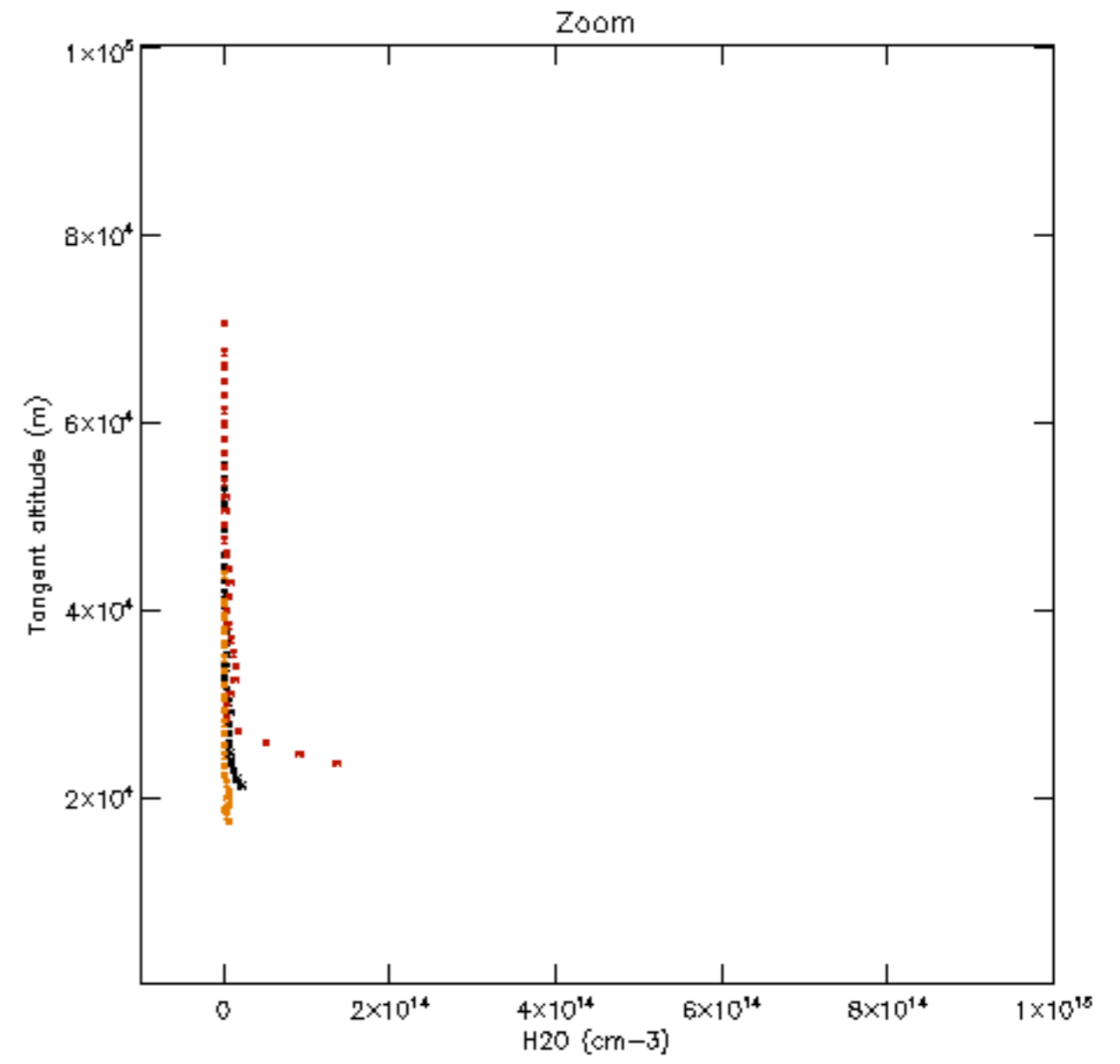
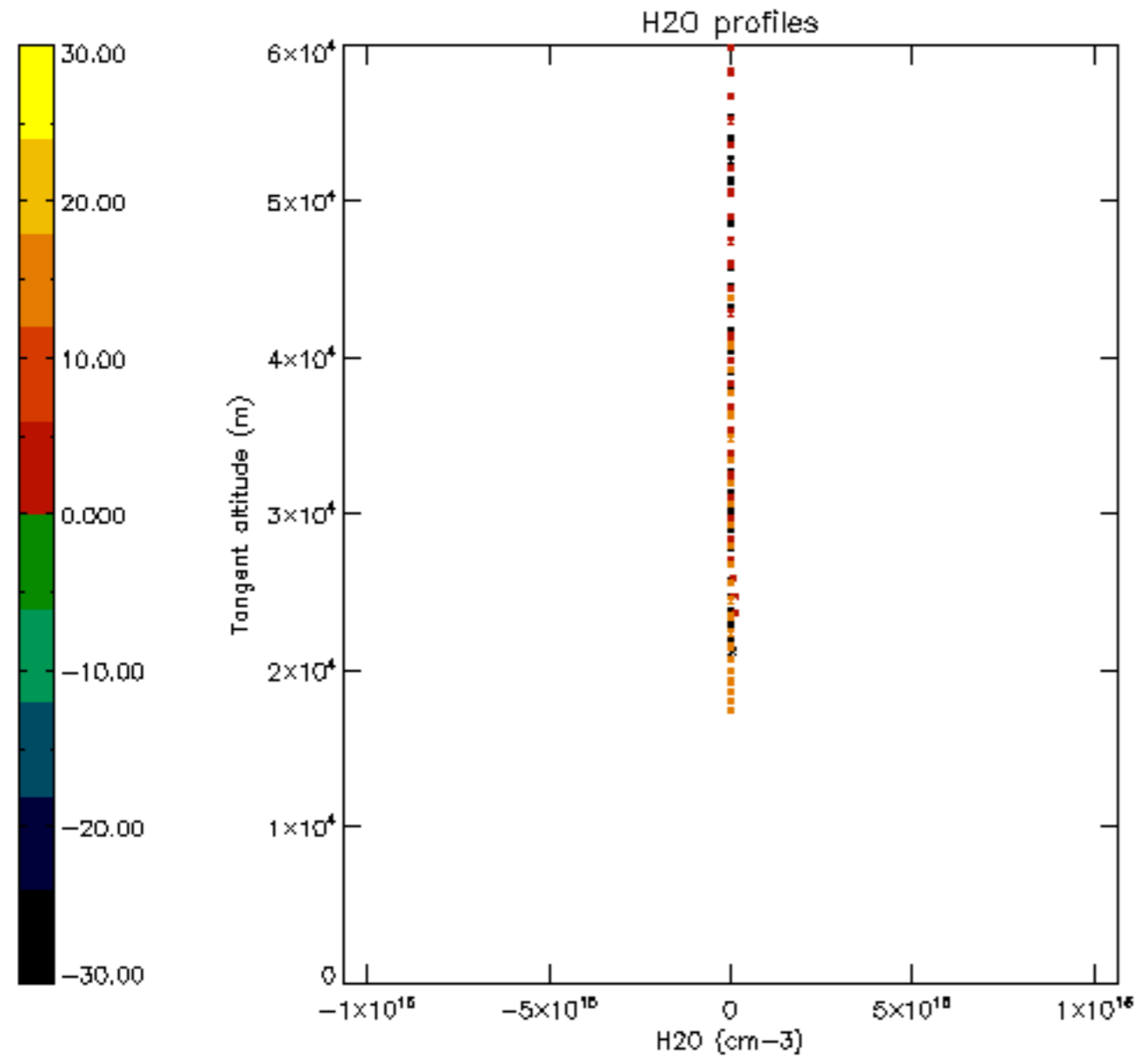


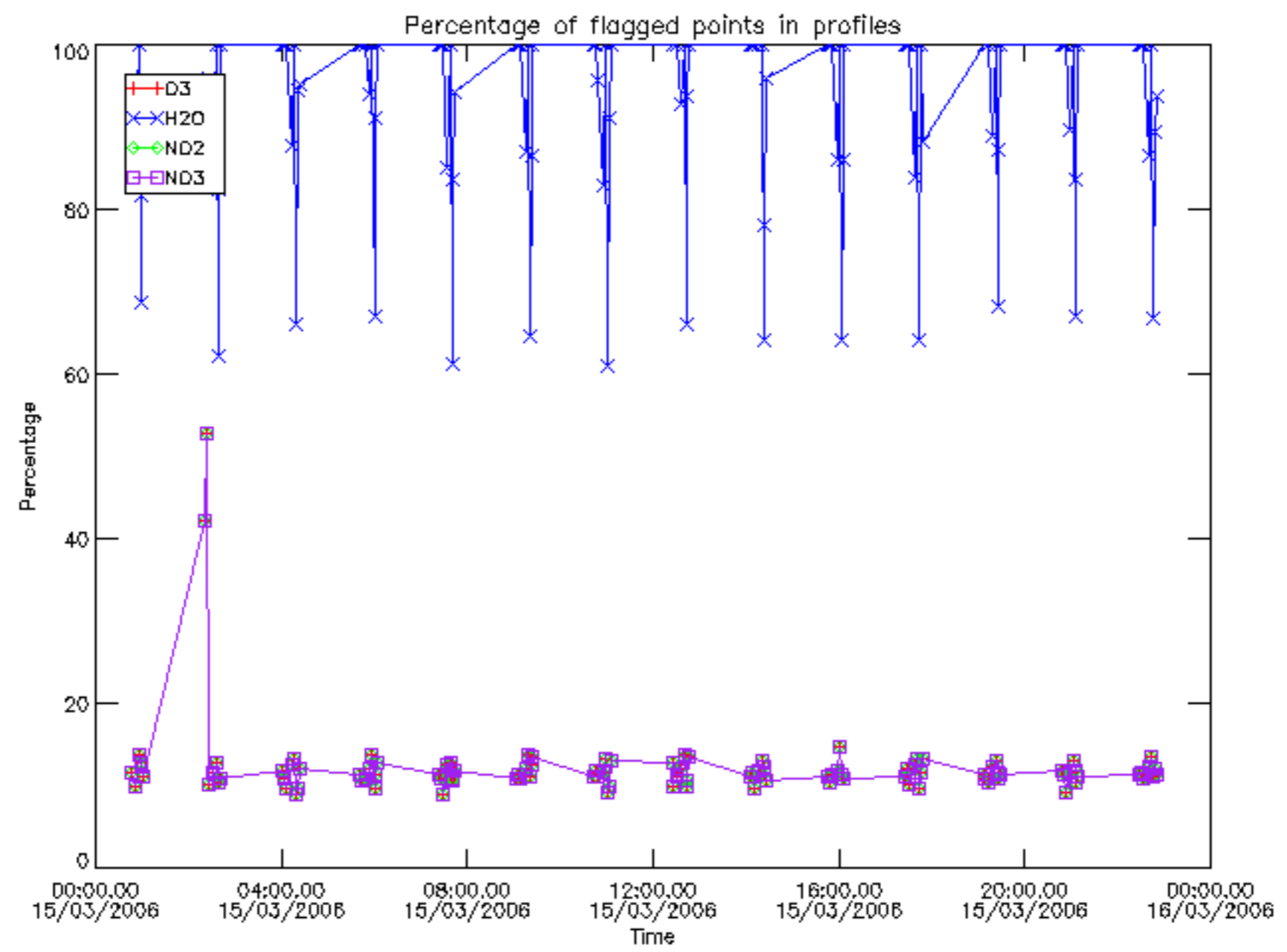




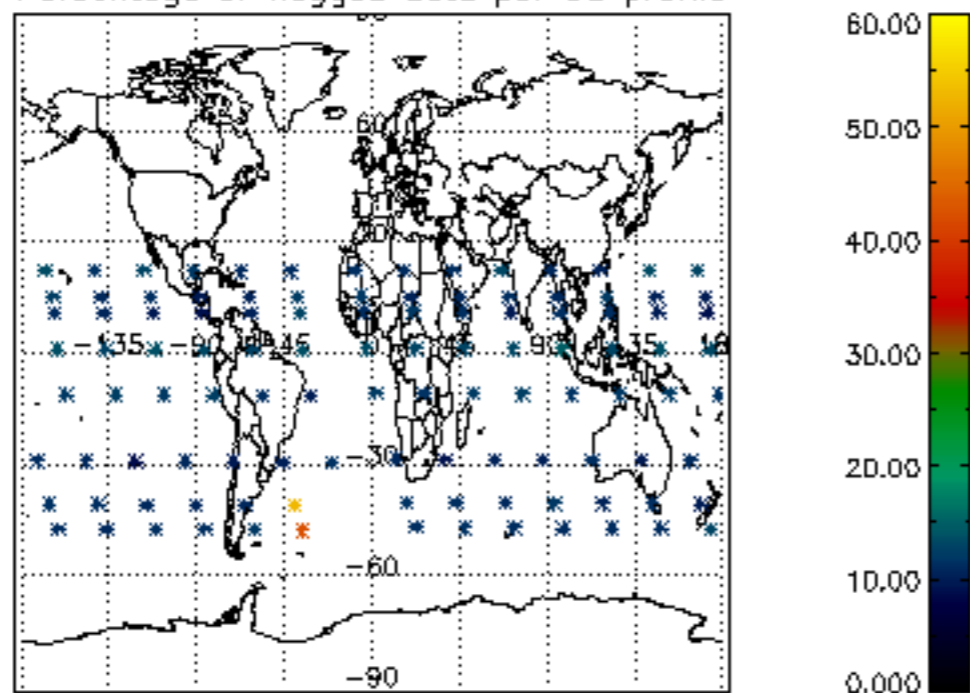




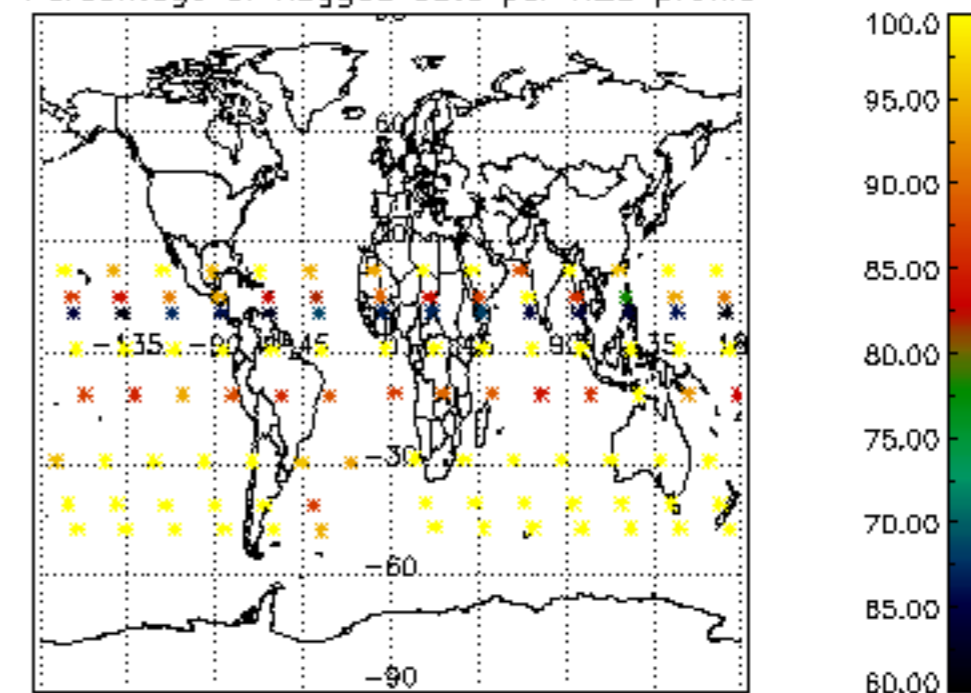




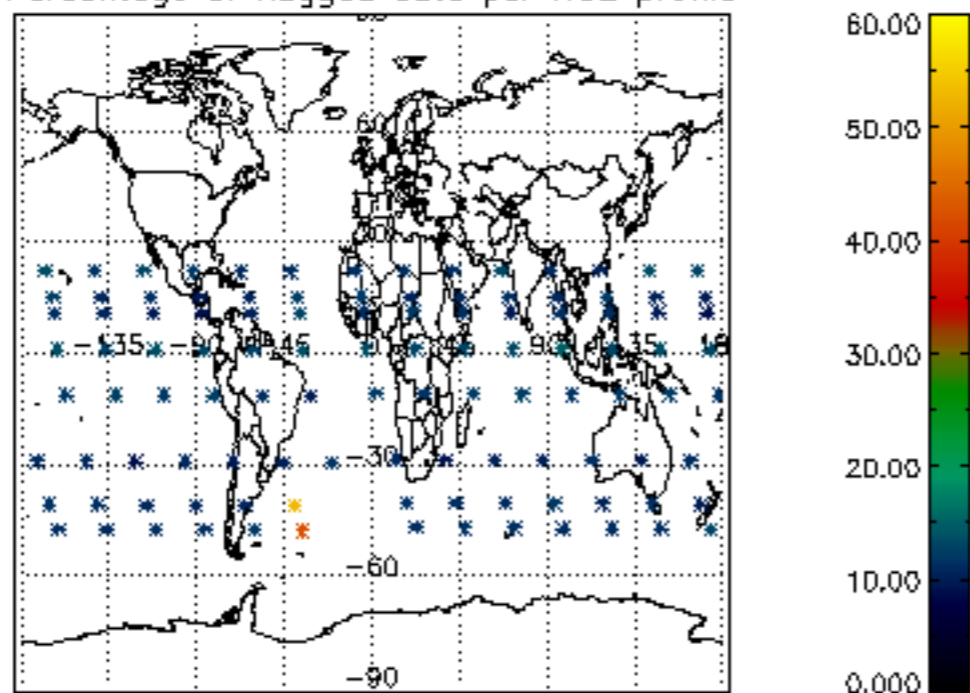
Percentage of flagged data per D3 profile



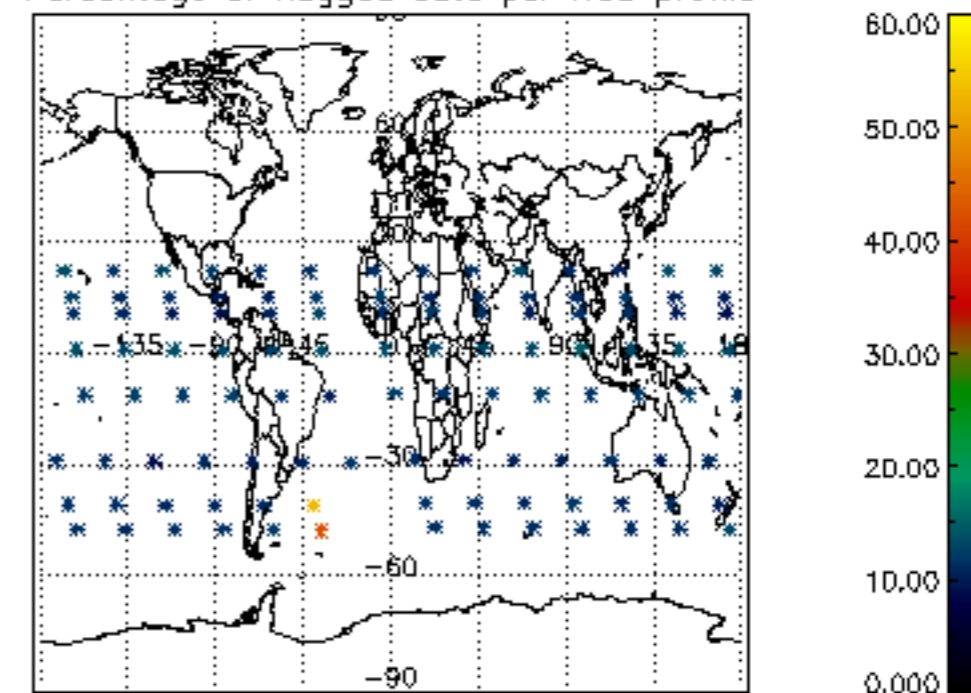
Percentage of flagged data per H2O profile

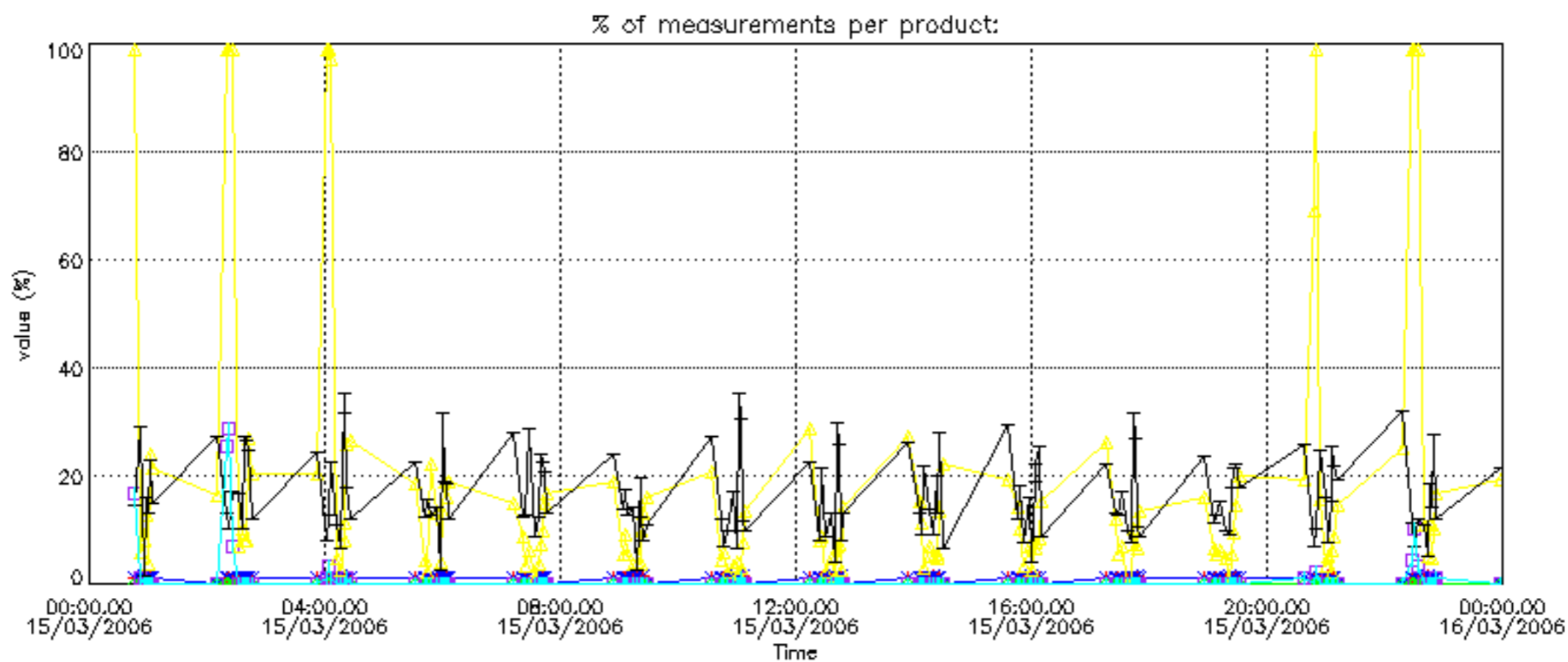
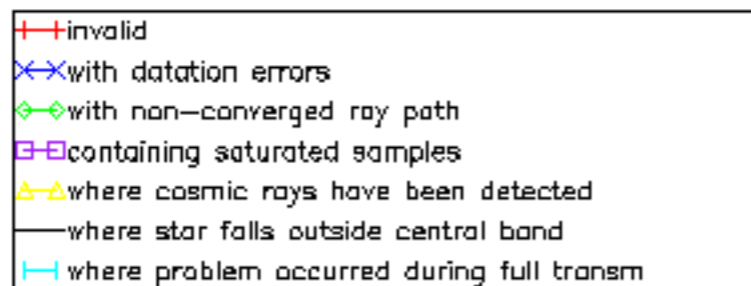


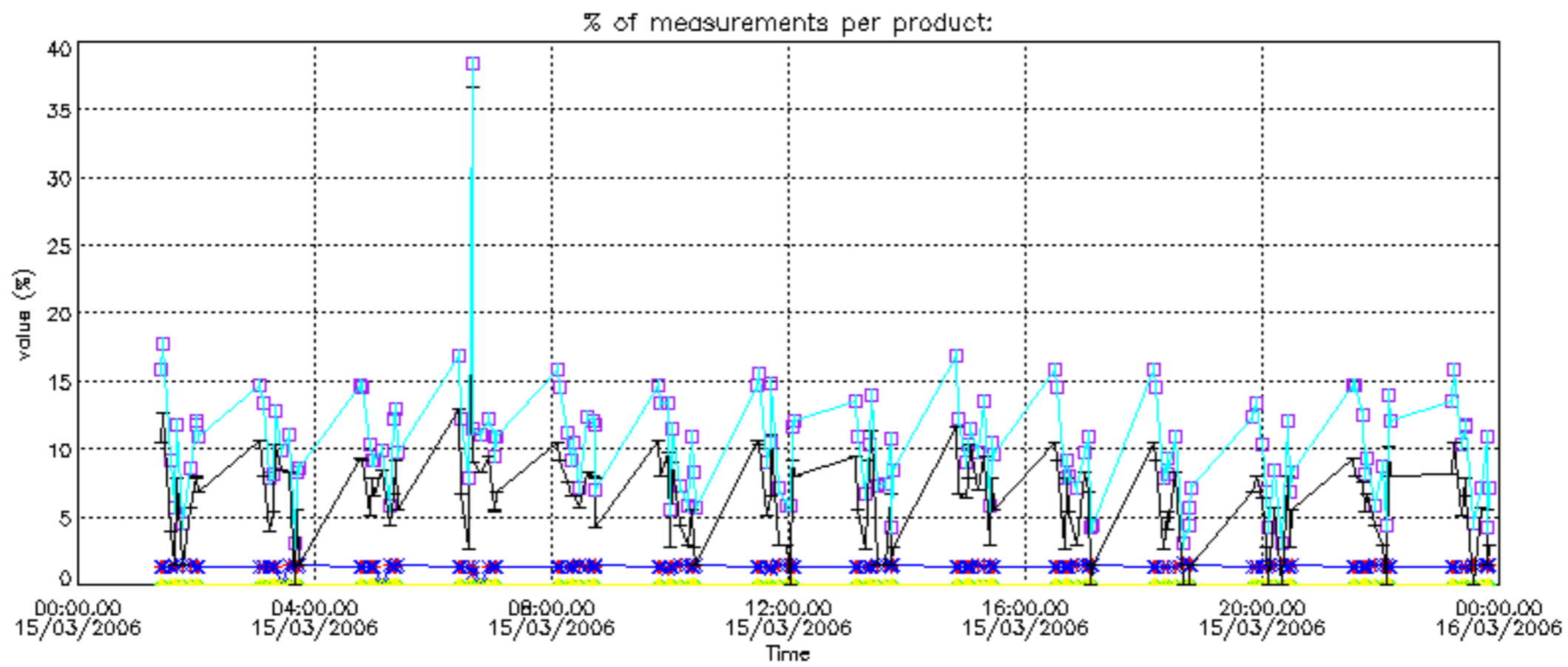
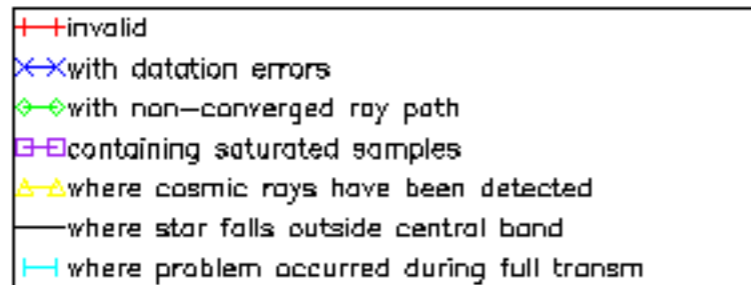
Percentage of flagged data per NO2 profile



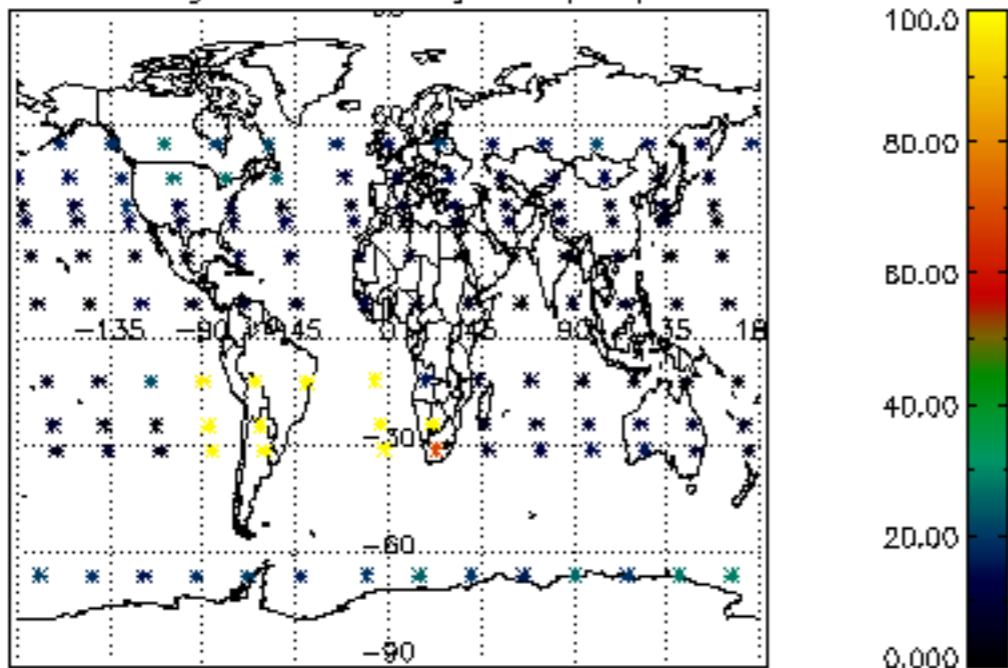
Percentage of flagged data per NO3 profile



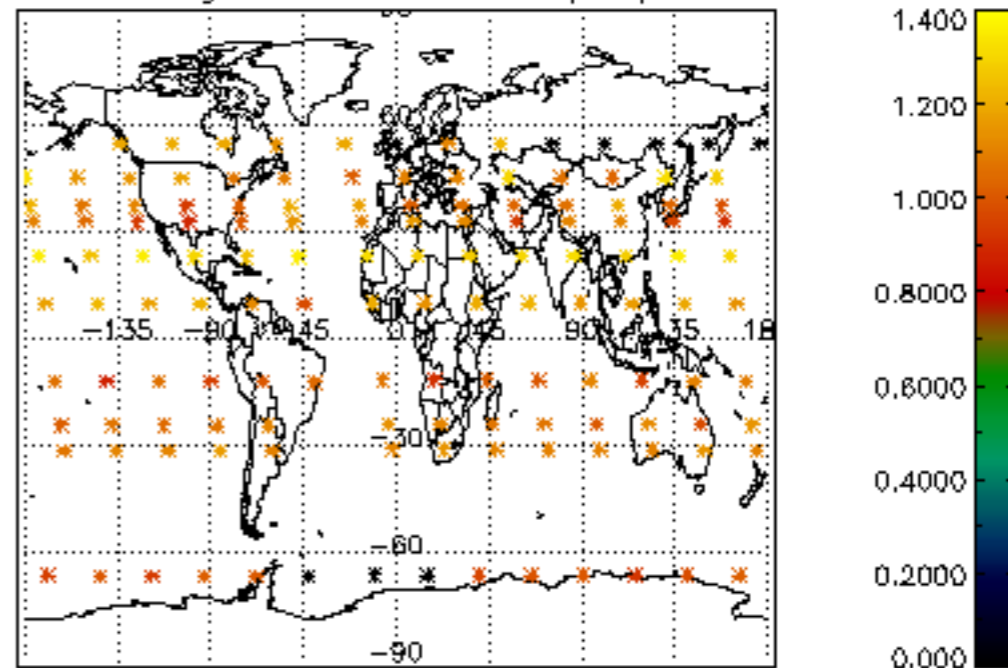




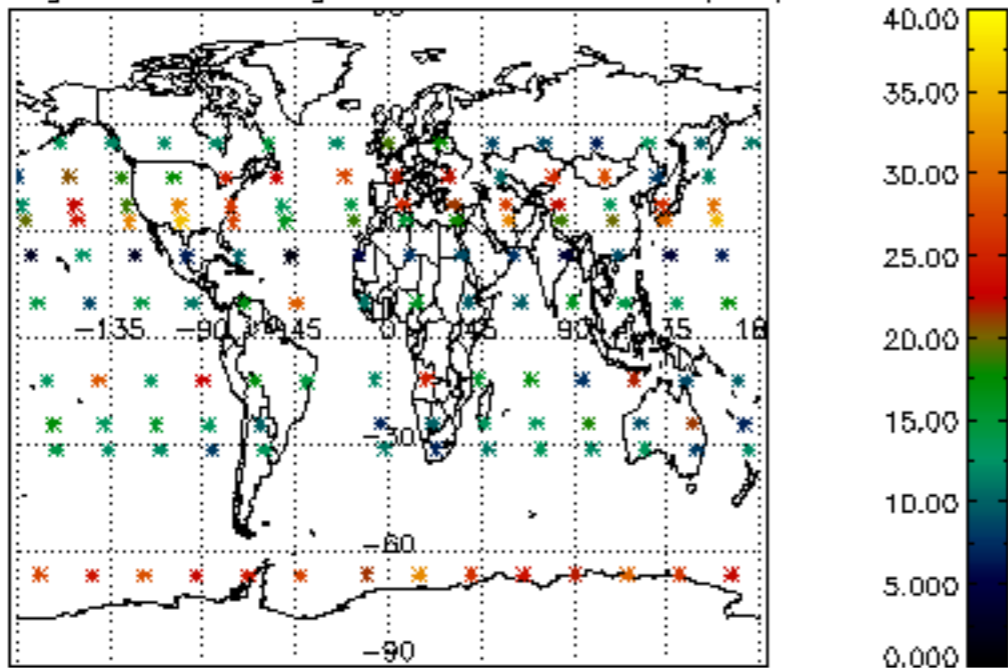
Percentage of cosmic ray hits per profile



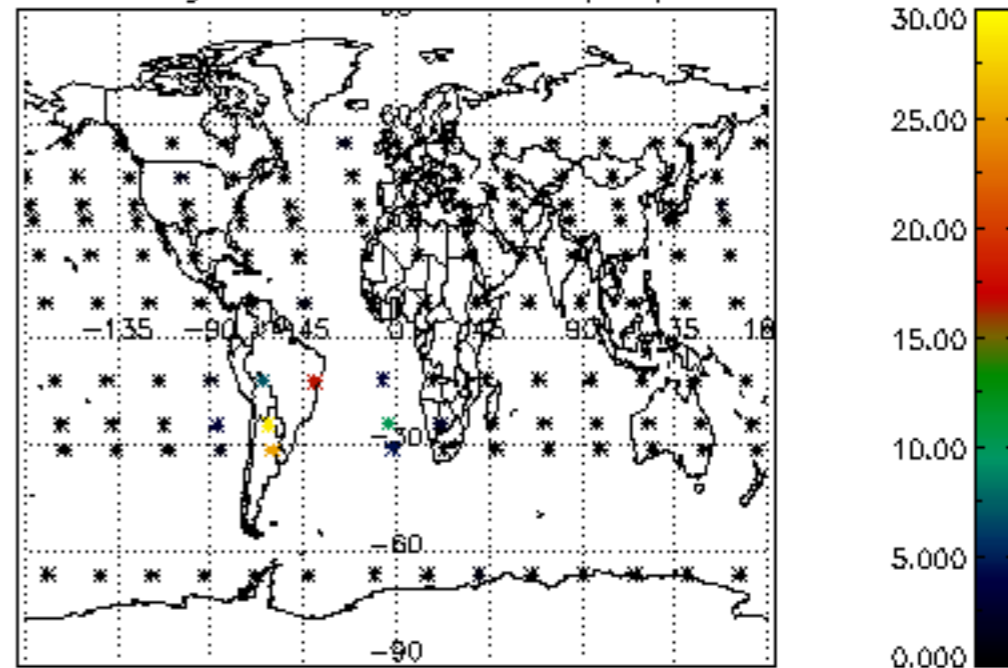
Percentage of datation errors per profile



Percentage of star falling outside central band per profile

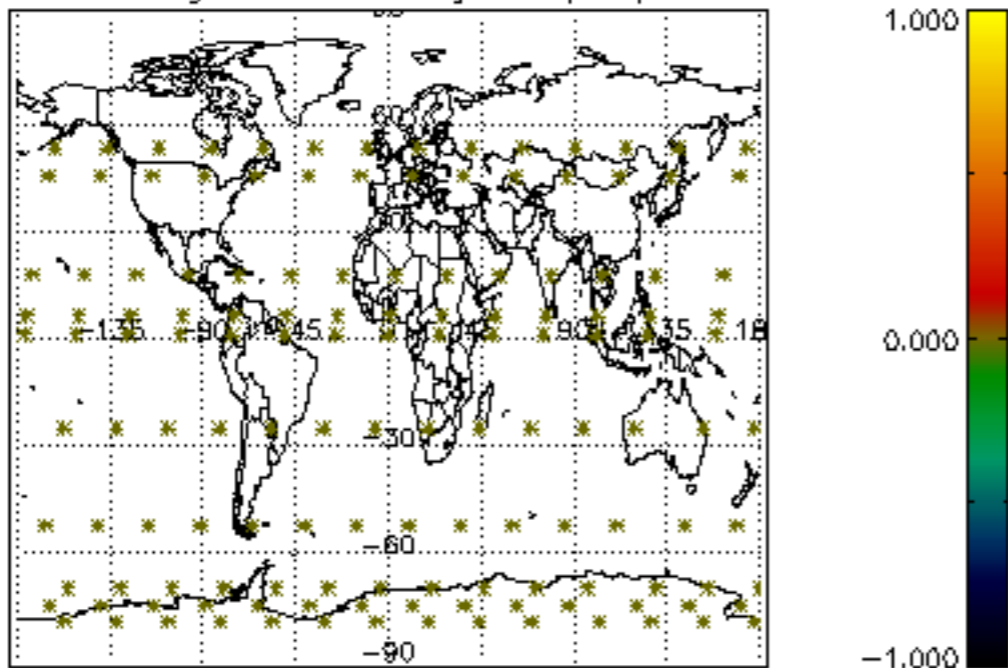


Percentage of saturation errors per profile

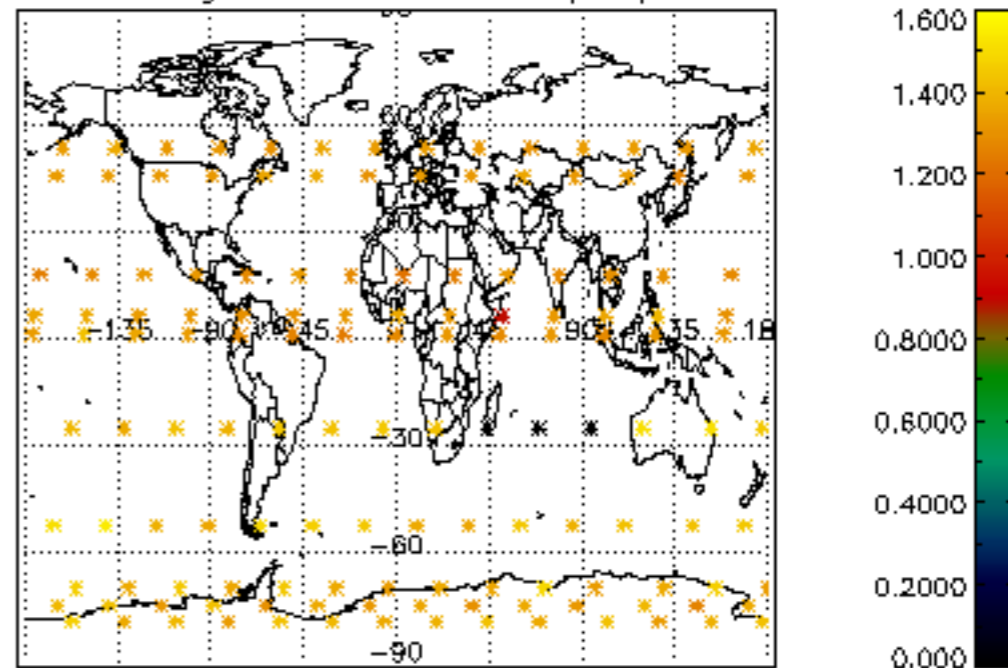




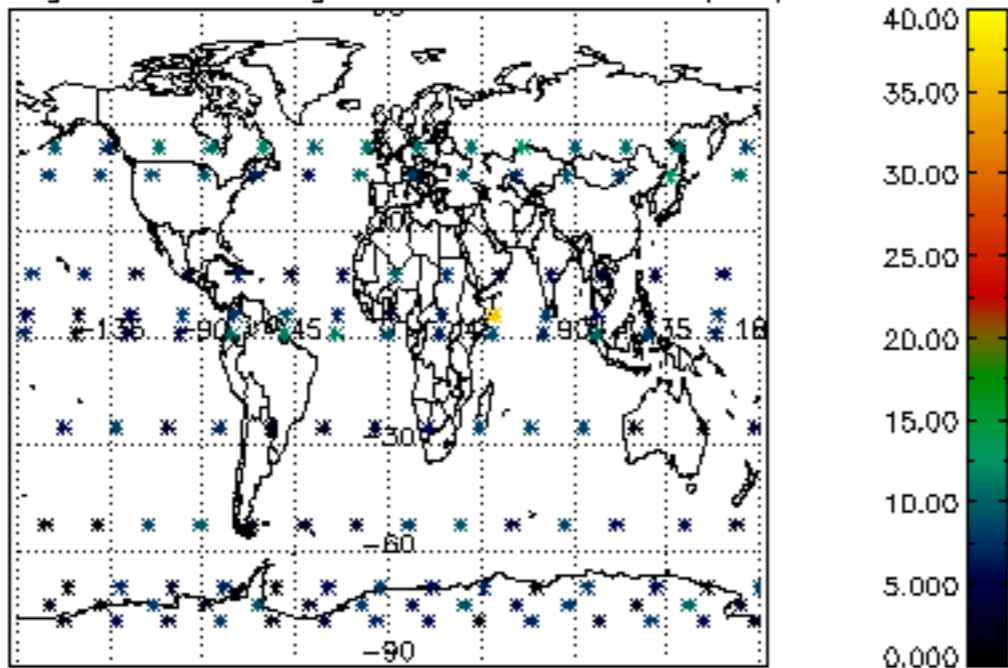
Percentage of cosmic ray hits per profile



Percentage of datation errors per profile



Percentage of star falling outside central band per profile



Percentage of saturation errors per profile

