

GOMOS Level 2 Daily Report

SUMMARY

[1. General Info](#)

[2. Summary of processed GOM_NL_2P products](#)

[3. Level 2 Quality information per product](#)

[3.1 Plot of level 2 quality information per product \(time dependant\)](#)

[3.2 Plot of level 2 quality information per product \(world map\)](#)

[4. Level 1 Quality information per product \(stored on level 2 products\)](#)

[4.1 Plot of level 1 quality information per product \(time dependant\)](#)

[4.1.1 Plot of level 1 quality information per product \(time dependant\): ASCENDING](#)

[4.1.2 Plot of level 1 quality information per product \(time dependant\): DESCENDING](#)

[4.2 Plot of level 1 quality information per product \(world map\)](#)

[4.2.1 Plot of level 1 quality information per product \(world map\): ASCENDING](#)

[4.2.2 Plot of level 1 quality information per product \(world map\): DESCENDING](#)

[5. Ozone profiles based on quality statistics and other trace gas profiles](#)

[5.1 Ozone statistics based on quality of products](#)

[5.2 Plot ozone profiles for all STD \(dark without errors\)](#)

[5.3 Plot ozone profiles where STD < 20% \(dark without errors\)](#)

[5.4. Plot ozone profiles where STD < 10% \(dark without errors\)](#)

[5.5. Plot ozone profiles where STD < 5% \(dark without errors\)](#)

[5.6 Plot NO2 profiles for all STD \(dark without errors\)](#)

[5.7 Plot NO3 profiles for all STD \(dark without errors\)](#)

[5.8 Plot H2O profiles \(only for occultations of stars 1,2,3,4,13,14,16,26,63 dark without errors\) for all STD](#)

[6. Auxiliary Data Files used for the production reported in section 2](#)

This report presents the daily analysis on parameters extracted from GOMOS level 2 data (GOM_NL__2P). It is intended to monitor some important parameters that will impact the quality of these products. A list of level 2 products (and content) that have arrived during the reporting day to the PCF is also given.

Item	Value
Time of report generation	22APR2013 16:39:32
Data source version	GOMOS/6.01
Start time of products	13-03-2006 (13MAR2006 00:00:00)
Stop time of products	14-03-2006 (14MAR2006 00:00:00)
Store outputs in DB	Yes
Nb of level 2 prods	287
Nb of prods with errors	0

2. Summary of processed GOM_NL__2P products.

Nr	Filename	UTC Start time	Limb	Duration	Star Id	Star Name	Star Mag	Star Temp	Nb Meas	Orbit	Prod. error
1	GOM_NL__2PRFIN20060313_000229_000000432045_00488_21083_8192.N1	13-MAR-2006 00:02:29	Dark	43.000	155	41Pi Sgr	2.9000	6600.0	86	21083	No
2	GOM_NL__2PRFIN20060313_000428_000000462045_00488_21083_8193.N1	13-MAR-2006 00:04:28	Dark	45.500	57	34Sig Sgr	2.0660	26000.	91	21083	No
3	GOM_NL__2PRFIN20060313_000752_000000442045_00488_21083_8194.N1	13-MAR-2006 00:07:52	Dark	43.500	38	20Eps Sgr	1.8360	11000.	87	21083	No
4	GOM_NL__2PRFIN20060313_001403_000000422045_00489_21084_8350.N1	13-MAR-2006 00:14:03	Dark	42.000	141	Bet Ara	2.8400	4600.0	84	21084	No
5	GOM_NL__2PRFIN20060313_001751_000000402045_00489_21084_8351.N1	13-MAR-2006 00:17:51	Dark	39.500	134	Bet TrA	2.8100	6600.0	79	21084	No
6	GOM_NL__2PRFIN20060313_002034_000000512045_00489_21084_8352.N1	13-MAR-2006 00:20:34	Dark	50.500	4	Alp1Cen	-0.010000	5800.0	101	21084	No
7	GOM_NL__2PRFIN20060313_002149_000000432045_00489_21084_8353.N1	13-MAR-2006 00:21:49	Dark	42.500	10	Bet Cen	0.61000	28000.	85	21084	No
8	GOM_NL__2PRFIN20060313_002409_000000422045_00489_21084_8354.N1	13-MAR-2006 00:24:09	Dark	42.000	20	Bet Cru	1.2530	30000.	84	21084	No
9	GOM_NL__2PRFIN20060313_002648_000000422045_00489_21084_8355.N1	13-MAR-2006 00:26:48	Straylight	42.000	64	Gam Cen	2.2000	10600.	84	21084	No
10	GOM_NL__2PRFIN20060313_004911_000000392045_00489_21084_8356.N1	13-MAR-2006 00:49:11	Bright	38.500	51	41Gam1Leo	2.0100	4500.0	77	21084	No
11	GOM_NL__2PRFIN20060313_005711_000000402045_00489_21084_8357.N1	13-MAR-2006 00:57:11	Bright	40.000	174	52Psi UMa	3.0040	4400.0	80	21084	No
12	GOM_NL__2PRFIN20060313_010019_000000362045_00489_21084_8358.N1	13-MAR-2006 01:00:19	Bright	36.000	82	48Bet UMa	2.3650	10600.	72	21084	No
13	GOM_NL__2PRFIN20060313_010146_000000382045_00489_21084_8359.N1	13-MAR-2006 01:01:46	Bright	37.500	36	50Alp UMa	1.8000	6300.0	75	21084	No
14	GOM_NL__2PRFIN20060313_010858_000000342045_00489_21084_8360.N1	13-MAR-2006 01:08:58	Bright	34.000	49	1Alp UMi	1.9900	6300.0	68	21084	No
15	GOM_NL__2PRFIN20060313_011643_000000342045_00489_21084_8361.N1	13-MAR-2006 01:16:43	Bright	33.500	89	5Alp Cep	2.4510	8000.0	67	21084	No
16	GOM_NL__2PRFIN20060313_012149_000000372045_00489_21084_8362.N1	13-MAR-2006 01:21:49	Bright	37.000	19	50Alp Cyg	1.2460	10500.	74	21084	No
17	GOM_NL__2PRFIN20060313_012323_000000372045_00489_21084_8363.N1	13-MAR-2006 01:23:23	Bright	36.500	66	37Gam Cyg	2.2080	5900.0	73	21084	No
18	GOM_NL__2PRFIN20060313_012503_000000352045_00489_21084_8364.N1	13-MAR-2006 01:25:03	Bright	34.500	92	53Eps Cyg	2.5000	4500.0	69	21084	No
19	GOM_NL__2PRFIN20060313_013311_000000472045_00489_21084_8365.N1	13-MAR-2006 01:33:11	Twilight_stray	47.000	11	53Alp Aql	0.76500	8000.0	94	21084	No
20	GOM_NL__2PRFIN20060313_014305_000000462045_00489_21084_8366.N1	13-MAR-2006 01:43:05	Dark	45.500	155	41Pi Sgr	2.9000	6600.0	91	21084	No
21	GOM_NL__2PRFIN20060313_014505_000000432045_00489_21084_8367.N1	13-MAR-2006 01:45:05	Dark	43.000	57	34Sig Sgr	2.0660	26000.	86	21084	No
22	GOM_NL__2PRFIN20060313_014828_000000462045_00489_21084_8368.N1	13-MAR-2006 01:48:28	Dark	45.500	38	20Eps Sgr	1.8360	11000.	91	21084	No
23	GOM_NL__2PRFIN20060313_015440_000000422045_00490_21085_8163.N1	13-MAR-2006 01:54:40	Dark	41.500	141	Bet Ara	2.8400	4600.0	83	21085	No
24	GOM_NL__2PRFIN20060313_015828_000000402045_00490_21085_8164.N1	13-MAR-2006 01:58:28	Dark	39.500	134	Bet TrA	2.8100	6600.0	79	21085	No
25	GOM_NL__2PRFIN20060313_020111_000000522045_00490_21085_8165.N1	13-MAR-2006 02:01:11	Dark	51.500	4	Alp1Cen	-0.010000	5800.0	103	21085	No
26	GOM_NL__2PRFIN20060313_020226_000000442045_00490_21085_8166.N1	13-MAR-2006 02:02:26	Dark	43.500	10	Bet Cen	0.61000	28000.	87	21085	No
27	GOM_NL__2PRFIN20060313_020445_000000442045_00490_21085_8167.N1	13-MAR-2006 02:04:45	Dark	44.000	20	Bet Cru	1.2530	30000.	88	21085	No
28	GOM_NL__2PRFIN20060313_020725_000000432045_00490_21085_8168.N1	13-MAR-2006 02:07:25	Straylight	42.500	64	Gam Cen	2.2000	10600.	85	21085	No
29	GOM_NL__2PRFIN20060313_022947_000000392045_00490_21085_8169.N1	13-MAR-2006 02:29:47	Bright	38.500	51	41Gam1Leo	2.0100	4500.0	77	21085	No
30	GOM_NL__2PRFIN20060313_023747_000000402045_00490_21085_8170.N1	13-MAR-2006 02:37:47	Bright	40.000	174	52Psi UMa	3.0040	4400.0	80	21085	No
31	GOM_NL__2PRFIN20060313_024054_000000372045_00490_21085_8171.N1	13-MAR-2006 02:40:54	Bright	37.000	82	48Bet UMa	2.3650	10600.	74	21085	No
32	GOM_NL__2PRFIN20060313_024222_000000382045_00490_21085_8172.N1	13-MAR-2006 02:42:22	Bright	37.500	36	50Alp UMa	1.8000	6300.0	75	21085	No
33	GOM_NL__2PRFIN20060313_024934_000000352045_00490_21085_8173.N1	13-MAR-2006 02:49:34	Bright	35.000	49	1Alp UMi	1.9900	6300.0	70	21085	No
34	GOM_NL__2PRFIN20060313_025719_000000362045_00490_21085_8174.N1	13-MAR-2006 02:57:19	Bright	36.000	89	5Alp Cep	2.4510	8000.0	72	21085	No
35	GOM_NL__2PRFIN20060313_030225_000000382045_00490_21085_8175.N1	13-MAR-2006 03:02:25	Bright	38.000	19	50Alp Cyg	1.2460	10500.	76	21085	No
36	GOM_NL__2PRFIN20060313_030359_000000362045_00490_21085_8176.N1	13-MAR-2006 03:03:59	Bright	36.000	66	37Gam Cyg	2.2080	5900.0	72	21085	No
37	GOM_NL__2PRFIN20060313_030539_000000352045_00490_21085_8177.N1	13-MAR-2006 03:05:39	Bright	35.000	92	53Eps Cyg	2.5000	4500.0	70	21085	No
38	GOM_NL__2PRFIN20060313_031347_000000502045_00490_21085_8178.N1	13-MAR-2006 03:13:47	Twilight_stray	49.500	11	53Alp Aql	0.76500	8000.0	99	21085	No
39	GOM_NL__2PRFIN20060313_032342_000000432045_00490_21085_8179.N1	13-MAR-2006 03:23:42	Dark	43.000	155	41Pi Sgr	2.9000	6600.0	86	21085	No
40	GOM_NL__2PRFIN20060313_032541_000000482045_00490_21085_8180.N1	13-MAR-2006 03:25:41	Dark	47.500	57	34Sig Sgr	2.0660	26000.	95	21085	No
41	GOM_NL__2PRFIN20060313_032905_000000442045_00490_21085_8181.N1	13-MAR-2006 03:29:05	Dark	43.500	38	20Eps Sgr	1.8360	11000.	87	21085	No
42	GOM_NL__2PRFIN20060313_033517_000000432045_00491_21086_8163.N1	13-MAR-2006 03:35:17	Dark	43.000	141	Bet Ara	2.8400	4600.0	86	21086	No

43	GOM_NL__2PRFIN20060313_033904_000000392045_00491_21086_8164.N1	13-MAR-2006 03:39:04	Dark	39.000	134	Bet TrA	2.8100	6600.0	78	21086	No
44	GOM_NL__2PRFIN20060313_034147_000000452045_00491_21086_8165.N1	13-MAR-2006 03:41:47	Dark	45.000	4	Alp1Cen	-0.010000	5800.0	90	21086	No
45	GOM_NL__2PRFIN20060313_034302_000000452045_00491_21086_8166.N1	13-MAR-2006 03:43:02	Dark	44.500	10	Bet Cen	0.61000	28000.	89	21086	No
46	GOM_NL__2PRFIN20060313_034522_000000422045_00491_21086_8167.N1	13-MAR-2006 03:45:22	Dark	42.000	20	Bet Cru	1.2530	30000.	84	21086	No
47	GOM_NL__2PRFIN20060313_034801_000000472045_00491_21086_8168.N1	13-MAR-2006 03:48:01	Straylight	47.000	64	Gam Cen	2.2000	10600.	94	21086	No
48	GOM_NL__2PRFIN20060313_040804_000000392045_00491_21086_8169.N1	13-MAR-2006 04:08:04	Bright	38.500	22	32Alp Leo	1.3600	15200.	77	21086	No
49	GOM_NL__2PRFIN20060313_041023_000000392045_00491_21086_8170.N1	13-MAR-2006 04:10:23	Bright	38.500	51	41Gam1Leo	2.0100	4500.0	77	21086	No
50	GOM_NL__2PRFIN20060313_041822_000000402045_00491_21086_8171.N1	13-MAR-2006 04:18:22	Bright	39.500	174	52Psi UMa	3.0040	4400.0	79	21086	No
51	GOM_NL__2PRFIN20060313_042130_000000382045_00491_21086_8172.N1	13-MAR-2006 04:21:30	Bright	37.500	82	48Bet UMa	2.3650	10600.	75	21086	No
52	GOM_NL__2PRFIN20060313_042258_000000392045_00491_21086_8173.N1	13-MAR-2006 04:22:58	Bright	38.500	36	50Alp UMa	1.8000	6300.0	77	21086	No
53	GOM_NL__2PRFIN20060313_043010_000000332045_00491_21086_8174.N1	13-MAR-2006 04:30:10	Bright	32.500	49	1Alp UMi	1.9900	6300.0	65	21086	No
54	GOM_NL__2PRFIN20060313_043755_000000362045_00491_21086_8175.N1	13-MAR-2006 04:37:55	Bright	35.500	89	5Alp Cep	2.4510	8000.0	71	21086	No
55	GOM_NL__2PRFIN20060313_044301_000000342045_00491_21086_8176.N1	13-MAR-2006 04:43:01	Bright	33.500	19	50Alp Cyg	1.2460	10500.	67	21086	No
56	GOM_NL__2PRFIN20060313_044435_000000372045_00491_21086_8177.N1	13-MAR-2006 04:44:35	Bright	37.000	66	37Gam Cyg	2.2080	5900.0	74	21086	No
57	GOM_NL__2PRFIN20060313_044615_000000372045_00491_21086_8178.N1	13-MAR-2006 04:46:15	Bright	36.500	92	53Eps Cyg	2.5000	4500.0	73	21086	No
58	GOM_NL__2PRFIN20060313_045424_000000512045_00491_21086_8179.N1	13-MAR-2006 04:54:24	Twl_and_stray	50.500	11	53Alp Aql	0.76500	8000.0	101	21086	No
59	GOM_NL__2PRFIN20060313_050419_000000462045_00491_21086_8180.N1	13-MAR-2006 05:04:19	Dark	46.000	155	41Pi Sgr	2.9000	6600.0	92	21086	No
60	GOM_NL__2PRFIN20060313_050618_000000442045_00491_21086_8181.N1	13-MAR-2006 05:06:18	Dark	43.500	57	34Sig Sgr	2.0660	26000.	87	21086	No
61	GOM_NL__2PRFIN20060313_050942_000000472045_00491_21086_8182.N1	13-MAR-2006 05:09:42	Dark	47.000	38	20Eps Sgr	1.8360	11000.	94	21086	No
62	GOM_NL__2PRFIN20060313_051553_000000502045_00492_21087_8163.N1	13-MAR-2006 05:15:53	Dark	49.500	141	Bet Ara	2.8400	4600.0	99	21087	No
63	GOM_NL__2PRFIN20060313_051941_000000392045_00492_21087_8164.N1	13-MAR-2006 05:19:41	Dark	38.500	134	Bet TrA	2.8100	6600.0	77	21087	No
64	GOM_NL__2PRFIN20060313_052224_000000562045_00492_21087_8165.N1	13-MAR-2006 05:22:24	Dark	56.000	4	Alp1Cen	-0.010000	5800.0	112	21087	No
65	GOM_NL__2PRFIN20060313_052339_000000432045_00492_21087_8166.N1	13-MAR-2006 05:23:39	Dark	43.000	10	Bet Cen	0.61000	28000.	86	21087	No
66	GOM_NL__2PRFIN20060313_052558_000000432045_00492_21087_8167.N1	13-MAR-2006 05:25:58	Dark	43.000	20	Bet Cru	1.2530	30000.	86	21087	No
67	GOM_NL__2PRFIN20060313_052838_000000442045_00492_21087_8168.N1	13-MAR-2006 05:28:38	Straylight	43.500	64	Gam Cen	2.2000	10600.	87	21087	No
68	GOM_NL__2PRFIN20060313_054840_000000382045_00492_21087_8169.N1	13-MAR-2006 05:48:40	Bright	38.000	22	32Alp Leo	1.3600	15200.	76	21087	No
69	GOM_NL__2PRFIN20060313_055059_000000392045_00492_21087_8170.N1	13-MAR-2006 05:50:59	Bright	38.500	51	41Gam1Leo	2.0100	4500.0	77	21087	No
70	GOM_NL__2PRFIN20060313_055858_000000402045_00492_21087_8171.N1	13-MAR-2006 05:58:58	Bright	40.000	174	52Psi UMa	3.0040	4400.0	80	21087	No
71	GOM_NL__2PRFIN20060313_060205_000000382045_00492_21087_8172.N1	13-MAR-2006 06:02:05	Bright	37.500	82	48Bet UMa	2.3650	10600.	75	21087	No
72	GOM_NL__2PRFIN20060313_060334_000000402045_00492_21087_8173.N1	13-MAR-2006 06:03:34	Bright	40.000	36	50Alp UMa	1.8000	6300.0	80	21087	No
73	GOM_NL__2PRFIN20060313_061046_000000362045_00492_21087_8174.N1	13-MAR-2006 06:10:46	Bright	35.500	49	1Alp UMi	1.9900	6300.0	71	21087	No
74	GOM_NL__2PRFIN20060313_061831_000000362045_00492_21087_8175.N1	13-MAR-2006 06:18:31	Bright	36.000	89	5Alp Cep	2.4510	8000.0	72	21087	No
75	GOM_NL__2PRFIN20060313_062337_000000372045_00492_21087_8176.N1	13-MAR-2006 06:23:37	Bright	37.000	19	50Alp Cyg	1.2460	10500.	74	21087	No
76	GOM_NL__2PRFIN20060313_062511_000000352045_00492_21087_8177.N1	13-MAR-2006 06:25:11	Bright	34.500	66	37Gam Cyg	2.2080	5900.0	69	21087	No
77	GOM_NL__2PRFIN20060313_062652_000000342045_00492_21087_8178.N1	13-MAR-2006 06:26:52	Bright	33.500	92	53Eps Cyg	2.5000	4500.0	67	21087	No
78	GOM_NL__2PRFIN20060313_063500_000000532045_00492_21087_8179.N1	13-MAR-2006 06:35:00	Twl_and_stray	53.000	11	53Alp Aql	0.76500	8000.0	106	21087	No
79	GOM_NL__2PRFIN20060313_064456_000000462045_00492_21087_8180.N1	13-MAR-2006 06:44:56	Dark	46.000	155	41Pi Sgr	2.9000	6600.0	92	21087	No
80	GOM_NL__2PRFIN20060313_064655_000000462045_00492_21087_8181.N1	13-MAR-2006 06:46:55	Dark	46.000	57	34Sig Sgr	2.0660	26000.	92	21087	No
81	GOM_NL__2PRFIN20060313_065019_000000432045_00492_21087_8182.N1	13-MAR-2006 06:50:19	Dark	43.000	38	20Eps Sgr	1.8360	11000.	86	21087	No
82	GOM_NL__2PRFIN20060313_065630_000000422045_00493_21088_8163.N1	13-MAR-2006 06:56:30	Dark	42.000	141	Bet Ara	2.8400	4600.0	84	21088	No
83	GOM_NL__2PRFIN20060313_070017_000000392045_00493_21088_8164.N1	13-MAR-2006 07:00:17	Dark	38.500	134	Bet TrA	2.8100	6600.0	77	21088	No
84	GOM_NL__2PRFIN20060313_070301_000000572045_00493_21088_8165.N1	13-MAR-2006 07:03:01	Dark	56.500	4	Alp1Cen	-0.010000	5800.0	113	21088	No
85	GOM_NL__2PRFIN20060313_070415_000000472045_00493_21088_8166.N1	13-MAR-2006 07:04:15	Dark	47.000	10	Bet Cen	0.61000	28000.	94	21088	No
86	GOM_NL__2PRFIN20060313_070634_000000462045_00493_21088_8167.N1	13-MAR-2006 07:06:34	Dark	45.500	20	Bet Cru	1.2530	30000.	91	21088	No
87	GOM_NL__2PRFIN20060313_070914_000000452045_00493_21088_8168.N1	13-MAR-2006 07:09:14	Straylight	45.000	64	Gam Cen	2.2000	10600.	90	21088	No
88	GOM_NL__2PRFIN20060313_072916_000000382045_00493_21088_8169.N1	13-MAR-2006 07:29:16	Bright	38.000	22	32Alp Leo	1.3600	15200.	76	21088	No
89	GOM_NL__2PRFIN20060313_073135_000000392045_00493_21088_8170.N1	13-MAR-2006 07:31:35	Bright	38.500	51	41Gam1Leo	2.0100	4500.0	77	21088	No
90	GOM_NL__2PRFIN20060313_073934_000000402045_00493_21088_8171.N1	13-MAR-2006 07:39:34	Bright	39.500	174	52Psi UMa	3.0040	4400.0	79	21088	No
91	GOM_NL__2PRFIN20060313_074241_000000382045_00493_21088_8172.N1	13-MAR-2006 07:42:41	Bright	37.500	82	48Bet UMa	2.3650	10600.	75	21088	No
92	GOM_NL__2PRFIN20060313_074409_000000372045_00493_21088_8173.N1	13-MAR-2006 07:44:09	Bright	36.500	36	50Alp UMa	1.8000	6300.0	73	21088	No
93	GOM_NL__2PRFIN20060313_075122_000000352045_00493_21088_8174.N1	13-MAR-2006 07:51:22	Bright	35.000	49	1Alp UMi	1.9900	6300.0	70	21088	No
94	GOM_NL__2PRFIN20060313_075907_000000342045_00493_21088_8175.N1	13-MAR-2006 07:59:07	Bright	34.000	89	5Alp Cep	2.4510	8000.0	68	21088	No
95	GOM_NL__2PRFIN20060313_080413_000000352045_00493_21088_8176.N1	13-MAR-2006 08:04:13	Bright	34.500	19	50Alp Cyg	1.2460	10500.	69	21088	No
96	GOM_NL__2PRFIN20060313_080547_000000382045_00493_21088_8177.N1	13-MAR-2006 08:05:47	Bright	37.500	66	37Gam Cyg	2.2080	5900.0	75	21088	No
97	GOM_NL__2PRFIN20060313_080728_000000362045_00493_21088_8178.N1	13-MAR-2006 08:07:28	Bright	36.000	92	53Eps Cyg	2.5000	4500.0	72	21088	No
98	GOM_NL__2PRFIN20060313_081537_000000502045_00493_21088_8179.N1	13-MAR-2006 08:15:37	Twl_and_stray	50.000	11	53Alp Aql	0.76500	8000.0	100	21088	No
99	GOM_NL__2PRFIN20060313_082532_000000462045_00493_21088_8180.N1	13-MAR-2006 08:25:32	Dark	46.000	155	41Pi Sgr	2.9000	6600.0	92	21088	No
100	GOM_NL__2PRFIN20060313_082732_000000492045_00493_21088_8181.N1	13-MAR-2006 08:27:32	Dark	49.000	57	34Sig Sgr	2.0660	26000.	98	21088	No
101	GOM_NL__2PRFIN20060313_083056_000000562045_00493_21088_8182.N1	13-MAR-2006 08:30:56	Dark	55.500	38	20Eps Sgr	1.8360	11000.	111	21088	No

102	GOM_NL__2PRFIN20060313_083706_000000402045_00494_21089_8163.N1	13-MAR-2006 08:37:06	Dark	40.000	141	Bet Ara	2.8400	4600.0	80	21089	No
103	GOM_NL__2PRFIN20060313_084054_000000392045_00494_21089_8164.N1	13-MAR-2006 08:40:54	Dark	38.500	134	Bet TrA	2.8100	6600.0	77	21089	No
104	GOM_NL__2PRFIN20060313_084337_000000462045_00494_21089_8165.N1	13-MAR-2006 08:43:37	Dark	46.000	4	Alp1Cen	-0.010000	5800.0	92	21089	No
105	GOM_NL__2PRFIN20060313_084452_000000462045_00494_21089_8166.N1	13-MAR-2006 08:44:52	Dark	46.000	10	Bet Cen	0.61000	28000.	92	21089	No
106	GOM_NL__2PRFIN20060313_084711_000000452045_00494_21089_8167.N1	13-MAR-2006 08:47:11	Dark	44.500	20	Bet Cru	1.2530	30000.	89	21089	No
107	GOM_NL__2PRFIN20060313_084951_000000412045_00494_21089_8168.N1	13-MAR-2006 08:49:51	Straylight	41.000	64	Gam Cen	2.2000	10600.	82	21089	No
108	GOM_NL__2PRFIN20060313_090952_000000382045_00494_21089_8169.N1	13-MAR-2006 09:09:52	Bright	37.500	22	32Alp Leo	1.3600	15200.	75	21089	No
109	GOM_NL__2PRFIN20060313_091211_000000402045_00494_21089_8170.N1	13-MAR-2006 09:12:11	Bright	39.500	51	41Gam1Leo	2.0100	4500.0	79	21089	No
110	GOM_NL__2PRFIN20060313_092009_000000402045_00494_21089_8171.N1	13-MAR-2006 09:20:09	Bright	40.000	174	52Psi UMa	3.0040	4400.0	80	21089	No
111	GOM_NL__2PRFIN20060313_092317_000000382045_00494_21089_8172.N1	13-MAR-2006 09:23:17	Bright	38.000	82	48Bet UMa	2.3650	10600.	76	21089	No
112	GOM_NL__2PRFIN20060313_092445_000000392045_00494_21089_8173.N1	13-MAR-2006 09:24:45	Bright	38.500	36	50Alp UMa	1.8000	6300.0	77	21089	No
113	GOM_NL__2PRFIN20060313_093158_000000352045_00494_21089_8174.N1	13-MAR-2006 09:31:58	Bright	35.000	49	1Alp UMi	1.9900	6300.0	70	21089	No
114	GOM_NL__2PRFIN20060313_093943_000000422045_00494_21089_8175.N1	13-MAR-2006 09:39:43	Bright	42.000	89	5Alp Cep	2.4510	8000.0	84	21089	No
115	GOM_NL__2PRFIN20060313_094449_000000372045_00494_21089_8176.N1	13-MAR-2006 09:44:49	Bright	37.000	19	50Alp Cyg	1.2460	10500.	74	21089	No
116	GOM_NL__2PRFIN20060313_094623_000000382045_00494_21089_8177.N1	13-MAR-2006 09:46:23	Bright	37.500	66	37Gam Cyg	2.2080	5900.0	75	21089	No
117	GOM_NL__2PRFIN20060313_094804_000000352045_00494_21089_8178.N1	13-MAR-2006 09:48:04	Bright	35.000	92	53Eps Cyg	2.5000	4500.0	70	21089	No
118	GOM_NL__2PRFIN20060313_095613_000000532045_00494_21089_8179.N1	13-MAR-2006 09:56:13	Tw_i_and_stray	52.500	11	53Alp Aql	0.76500	8000.0	105	21089	No
119	GOM_NL__2PRFIN20060313_100609_000000452045_00494_21089_8180.N1	13-MAR-2006 10:06:09	Dark	44.500	155	41Pi Sgr	2.9000	6600.0	89	21089	No
120	GOM_NL__2PRFIN20060313_100808_000000442045_00494_21089_8181.N1	13-MAR-2006 10:08:08	Dark	43.500	57	34Sig Sgr	2.0660	26000.	87	21089	No
121	GOM_NL__2PRFIN20060313_101132_000000462045_00494_21089_8182.N1	13-MAR-2006 10:11:32	Dark	46.000	38	20Eps Sgr	1.8360	11000.	92	21089	No
122	GOM_NL__2PRFIN20060313_101743_000000412045_00495_21090_8163.N1	13-MAR-2006 10:17:43	Dark	41.000	141	Bet Ara	2.8400	4600.0	82	21090	No
123	GOM_NL__2PRFIN20060313_102130_000000402045_00495_21090_8164.N1	13-MAR-2006 10:21:30	Dark	39.500	134	Bet TrA	2.8100	6600.0	79	21090	No
124	GOM_NL__2PRFIN20060313_102413_000000432045_00495_21090_8165.N1	13-MAR-2006 10:24:13	Dark	42.500	4	Alp1Cen	-0.010000	5800.0	85	21090	No
125	GOM_NL__2PRFIN20060313_102528_000000502045_00495_21090_8166.N1	13-MAR-2006 10:25:28	Dark	50.000	10	Bet Cen	0.61000	28000.	100	21090	No
126	GOM_NL__2PRFIN20060313_102747_000000432045_00495_21090_8167.N1	13-MAR-2006 10:27:47	Dark	43.000	20	Bet Cru	1.2530	30000.	86	21090	No
127	GOM_NL__2PRFIN20060313_103027_000000422045_00495_21090_8168.N1	13-MAR-2006 10:30:27	Straylight	41.500	64	Gam Cen	2.2000	10600.	83	21090	No
128	GOM_NL__2PRFIN20060313_105028_000000382045_00495_21090_8169.N1	13-MAR-2006 10:50:28	Bright	38.000	22	32Alp Leo	1.3600	15200.	76	21090	No
129	GOM_NL__2PRFIN20060313_105246_000000392045_00495_21090_8170.N1	13-MAR-2006 10:52:46	Bright	39.000	51	41Gam1Leo	2.0100	4500.0	78	21090	No
130	GOM_NL__2PRFIN20060313_110045_000000412045_00495_21090_8171.N1	13-MAR-2006 11:00:45	Bright	41.000	174	52Psi UMa	3.0040	4400.0	82	21090	No
131	GOM_NL__2PRFIN20060313_110352_000000382045_00495_21090_8172.N1	13-MAR-2006 11:03:52	Bright	38.000	82	48Bet UMa	2.3650	10600.	76	21090	No
132	GOM_NL__2PRFIN20060313_110520_000000382045_00495_21090_8173.N1	13-MAR-2006 11:05:20	Bright	37.500	36	50Alp UMa	1.8000	6300.0	75	21090	No
133	GOM_NL__2PRFIN20060313_111234_000000352045_00495_21090_8174.N1	13-MAR-2006 11:12:34	Bright	34.500	49	1Alp UMi	1.9900	6300.0	69	21090	No
134	GOM_NL__2PRFIN20060313_112019_000000332045_00495_21090_8175.N1	13-MAR-2006 11:20:19	Bright	33.000	89	5Alp Cep	2.4510	8000.0	66	21090	No
135	GOM_NL__2PRFIN20060313_112525_000000352045_00495_21090_8176.N1	13-MAR-2006 11:25:25	Bright	35.000	19	50Alp Cyg	1.2460	10500.	70	21090	No
136	GOM_NL__2PRFIN20060313_112659_000000372045_00495_21090_8177.N1	13-MAR-2006 11:26:59	Bright	36.500	66	37Gam Cyg	2.2080	5900.0	73	21090	No
137	GOM_NL__2PRFIN20060313_112840_000000352045_00495_21090_8178.N1	13-MAR-2006 11:28:40	Bright	34.500	92	53Eps Cyg	2.5000	4500.0	69	21090	No
138	GOM_NL__2PRFIN20060313_113649_000000502045_00495_21090_8179.N1	13-MAR-2006 11:36:49	Tw_i_and_stray	49.500	11	53Alp Aql	0.76500	8000.0	99	21090	No
139	GOM_NL__2PRFIN20060313_114645_000000462045_00495_21090_8180.N1	13-MAR-2006 11:46:45	Dark	45.500	155	41Pi Sgr	2.9000	6600.0	91	21090	No
140	GOM_NL__2PRFIN20060313_114845_000000432045_00495_21090_8181.N1	13-MAR-2006 11:48:45	Dark	43.000	57	34Sig Sgr	2.0660	26000.	86	21090	No
141	GOM_NL__2PRFIN20060313_115209_000000442045_00495_21090_8182.N1	13-MAR-2006 11:52:09	Dark	43.500	38	20Eps Sgr	1.8360	11000.	87	21090	No
142	GOM_NL__2PRFIN20060313_115820_000000422045_00496_21091_8163.N1	13-MAR-2006 11:58:20	Dark	42.000	141	Bet Ara	2.8400	4600.0	84	21091	No
143	GOM_NL__2PRFIN20060313_120207_000000392045_00496_21091_8164.N1	13-MAR-2006 12:02:07	Dark	38.500	134	Bet TrA	2.8100	6600.0	77	21091	No
144	GOM_NL__2PRFIN20060313_120450_000000432045_00496_21091_8165.N1	13-MAR-2006 12:04:50	Dark	43.000	4	Alp1Cen	-0.010000	5800.0	86	21091	No
145	GOM_NL__2PRFIN20060313_120605_000000512045_00496_21091_8166.N1	13-MAR-2006 12:06:05	Dark	50.500	10	Bet Cen	0.61000	28000.	101	21091	No
146	GOM_NL__2PRFIN20060313_120823_000000392045_00496_21091_8167.N1	13-MAR-2006 12:08:23	Dark	39.000	20	Bet Cru	1.2530	30000.	78	21091	No
147	GOM_NL__2PRFIN20060313_121103_000000402045_00496_21091_8168.N1	13-MAR-2006 12:11:03	Straylight	39.500	64	Gam Cen	2.2000	10600.	79	21091	No
148	GOM_NL__2PRFIN20060313_123104_000000382045_00496_21091_8169.N1	13-MAR-2006 12:31:04	Bright	37.500	22	32Alp Leo	1.3600	15200.	75	21091	No
149	GOM_NL__2PRFIN20060313_123322_000000382045_00496_21091_8170.N1	13-MAR-2006 12:33:22	Bright	37.500	51	41Gam1Leo	2.0100	4500.0	75	21091	No
150	GOM_NL__2PRFIN20060313_124120_000000402045_00496_21091_8171.N1	13-MAR-2006 12:41:20	Bright	39.500	174	52Psi UMa	3.0040	4400.0	79	21091	No
151	GOM_NL__2PRFIN20060313_124428_000000382045_00496_21091_8172.N1	13-MAR-2006 12:44:28	Bright	38.000	82	48Bet UMa	2.3650	10600.	76	21091	No
152	GOM_NL__2PRFIN20060313_124556_000000392045_00496_21091_8173.N1	13-MAR-2006 12:45:56	Bright	39.000	36	50Alp UMa	1.8000	6300.0	78	21091	No
153	GOM_NL__2PRFIN20060313_125310_000000342045_00496_21091_8174.N1	13-MAR-2006 12:53:10	Bright	33.500	49	1Alp UMi	1.9900	6300.0	67	21091	No
154	GOM_NL__2PRFIN20060313_130055_000000362045_00496_21091_8175.N1	13-MAR-2006 13:00:55	Bright	35.500	89	5Alp Cep	2.4510	8000.0	71	21091	No
155	GOM_NL__2PRFIN20060313_130601_000000362045_00496_21091_8176.N1	13-MAR-2006 13:06:01	Bright	36.000	19	50Alp Cyg	1.2460	10500.	72	21091	No
156	GOM_NL__2PRFIN20060313_130735_000000382045_00496_21091_8177.N1	13-MAR-2006 13:07:35	Bright	38.000	66	37Gam Cyg	2.2080	5900.0	76	21091	No
157	GOM_NL__2PRFIN20060313_130916_000000362045_00496_21091_8178.N1	13-MAR-2006 13:09:16	Bright	35.500	92	53Eps Cyg	2.5000	4500.0	71	21091	No
158	GOM_NL__2PRFIN20060313_131725_000000532045_00496_21091_8179.N1	13-MAR-2006 13:17:25	Tw_i_and_stray	53.000	11	53Alp Aql	0.76500	8000.0	106	21091	No
159	GOM_NL__2PRFIN20060313_132722_000000442045_00496_21091_8180.N1	13-MAR-2006 13:27:22	Dark	44.000	155	41Pi Sgr	2.9000	6600.0	88	21091	No
160	GOM_NL__2PRFIN20060313_132922_000000432045_00496_21091_8181.N1	13-MAR-2006 13:29:22	Dark	42.500	57	34Sig Sgr	2.0660	26000.	85	21091	No

161	GOM_NL__2PRFIN20060313_133246_000000442045_00496_21091_8182.N1	13-MAR-2006 13:32:46	Dark	43.500	38	20Eps Sgr	1.8360	11000.	87	21091	No
162	GOM_NL__2PRFIN20060313_133856_000000412045_00497_21092_8163.N1	13-MAR-2006 13:38:56	Dark	41.000	141	Bet Ara	2.8400	4600.0	82	21092	No
163	GOM_NL__2PRFIN20060313_134243_000000402045_00497_21092_8164.N1	13-MAR-2006 13:42:43	Dark	40.000	134	Bet TrA	2.8100	6600.0	80	21092	No
164	GOM_NL__2PRFIN20060313_134526_000000432045_00497_21092_8165.N1	13-MAR-2006 13:45:26	Dark	43.000	4	Alp1Cen	-0.010000	5800.0	86	21092	No
165	GOM_NL__2PRFIN20060313_134641_000000422045_00497_21092_8166.N1	13-MAR-2006 13:46:41	Dark	42.000	10	Bet Cen	0.61000	28000.	84	21092	No
166	GOM_NL__2PRFIN20060313_134900_000000392045_00497_21092_8167.N1	13-MAR-2006 13:49:00	Dark	39.000	20	Bet Cru	1.2530	30000.	78	21092	No
167	GOM_NL__2PRFIN20060313_135140_000000412045_00497_21092_8168.N1	13-MAR-2006 13:51:40	Straylight	41.000	64	Gam Cen	2.2000	10600.	82	21092	No
168	GOM_NL__2PRFIN20060313_141140_000000382045_00497_21092_8169.N1	13-MAR-2006 14:11:40	Bright	37.500	22	32Alp Leo	1.3600	15200.	75	21092	No
169	GOM_NL__2PRFIN20060313_141358_000000392045_00497_21092_8170.N1	13-MAR-2006 14:13:58	Bright	38.500	51	41Gam1Leo	2.0100	4500.0	77	21092	No
170	GOM_NL__2PRFIN20060313_142156_000000412045_00497_21092_8171.N1	13-MAR-2006 14:21:56	Bright	40.500	174	52Psi UMa	3.0040	4400.0	81	21092	No
171	GOM_NL__2PRFIN20060313_142503_000000382045_00497_21092_8172.N1	13-MAR-2006 14:25:03	Bright	37.500	82	48Bet UMa	2.3650	10600.	75	21092	No
172	GOM_NL__2PRFIN20060313_142632_000000402045_00497_21092_8173.N1	13-MAR-2006 14:26:32	Bright	39.500	36	50Alp UMa	1.8000	6300.0	79	21092	No
173	GOM_NL__2PRFIN20060313_143346_000000362045_00497_21092_8174.N1	13-MAR-2006 14:33:46	Bright	36.000	49	1Alp UMi	1.9900	6300.0	72	21092	No
174	GOM_NL__2PRFIN20060313_144131_000000362045_00497_21092_8175.N1	13-MAR-2006 14:41:31	Bright	36.000	89	5Alp Cep	2.4510	8000.0	72	21092	No
175	GOM_NL__2PRFIN20060313_144637_000000362045_00497_21092_8176.N1	13-MAR-2006 14:46:37	Bright	35.500	19	50Alp Cyg	1.2460	10500.	71	21092	No
176	GOM_NL__2PRFIN20060313_144811_000000382045_00497_21092_8177.N1	13-MAR-2006 14:48:11	Bright	38.000	66	37Gam Cyg	2.2080	5900.0	76	21092	No
177	GOM_NL__2PRFIN20060313_144952_000000362045_00497_21092_8178.N1	13-MAR-2006 14:49:52	Bright	35.500	92	53Eps Cyg	2.5000	4500.0	71	21092	No
178	GOM_NL__2PRFIN20060313_145802_000000512045_00497_21092_8179.N1	13-MAR-2006 14:58:02	Tw_i_and_stray	50.500	11	53Alp Aql	0.76500	8000.0	101	21092	No
179	GOM_NL__2PRFIN20060313_150759_000000462045_00497_21092_8180.N1	13-MAR-2006 15:07:59	Dark	46.000	155	41Pi Sgr	2.9000	6600.0	92	21092	No
180	GOM_NL__2PRFIN20060313_150958_000000452045_00497_21092_8181.N1	13-MAR-2006 15:09:58	Dark	45.000	57	34Sig Sgr	2.0660	26000.	90	21092	No
181	GOM_NL__2PRFIN20060313_151323_000000542045_00497_21092_8182.N1	13-MAR-2006 15:13:23	Dark	54.000	38	20Eps Sgr	1.8360	11000.	108	21092	No
182	GOM_NL__2PRFIN20060313_151933_000000422045_00498_21093_8163.N1	13-MAR-2006 15:19:33	Dark	41.500	141	Bet Ara	2.8400	4600.0	83	21093	No
183	GOM_NL__2PRFIN20060313_152320_000000402045_00498_21093_8164.N1	13-MAR-2006 15:23:20	Dark	39.500	134	Bet TrA	2.8100	6600.0	79	21093	No
184	GOM_NL__2PRFIN20060313_152603_000000432045_00498_21093_8165.N1	13-MAR-2006 15:26:03	Dark	42.500	4	Alp1Cen	-0.010000	5800.0	85	21093	No
185	GOM_NL__2PRFIN20060313_152718_000000432045_00498_21093_8166.N1	13-MAR-2006 15:27:18	Dark	42.500	10	Bet Cen	0.61000	28000.	85	21093	No
186	GOM_NL__2PRFIN20060313_152936_000000372045_00498_21093_8167.N1	13-MAR-2006 15:29:36	Dark	37.000	20	Bet Cru	1.2530	30000.	74	21093	No
187	GOM_NL__2PRFIN20060313_153216_000000402045_00498_21093_8168.N1	13-MAR-2006 15:32:16	Straylight	40.000	64	Gam Cen	2.2000	10600.	80	21093	No
188	GOM_NL__2PRFIN20060313_155216_000000392045_00498_21093_8169.N1	13-MAR-2006 15:52:16	Bright	38.500	22	32Alp Leo	1.3600	15200.	77	21093	No
189	GOM_NL__2PRFIN20060313_155434_000000382045_00498_21093_8170.N1	13-MAR-2006 15:54:34	Bright	38.000	51	41Gam1Leo	2.0100	4500.0	76	21093	No
190	GOM_NL__2PRFIN20060313_160231_000000402045_00498_21093_8171.N1	13-MAR-2006 16:02:31	Bright	40.000	174	52Psi UMa	3.0040	4400.0	80	21093	No
191	GOM_NL__2PRFIN20060313_160539_000000372045_00498_21093_8172.N1	13-MAR-2006 16:05:39	Bright	37.000	82	48Bet UMa	2.3650	10600.	74	21093	No
192	GOM_NL__2PRFIN20060313_160707_000000382045_00498_21093_8173.N1	13-MAR-2006 16:07:07	Bright	37.500	36	50Alp UMa	1.8000	6300.0	75	21093	No
193	GOM_NL__2PRFIN20060313_161422_000000362045_00498_21093_8174.N1	13-MAR-2006 16:14:22	Bright	36.000	49	1Alp UMi	1.9900	6300.0	72	21093	No
194	GOM_NL__2PRFIN20060313_162207_000000352045_00498_21093_8175.N1	13-MAR-2006 16:22:07	Bright	35.000	89	5Alp Cep	2.4510	8000.0	70	21093	No
195	GOM_NL__2PRFIN20060313_162713_000000352045_00498_21093_8176.N1	13-MAR-2006 16:27:13	Bright	34.500	19	50Alp Cyg	1.2460	10500.	69	21093	No
196	GOM_NL__2PRFIN20060313_162847_000000372045_00498_21093_8177.N1	13-MAR-2006 16:28:47	Bright	36.500	66	37Gam Cyg	2.2080	5900.0	73	21093	No
197	GOM_NL__2PRFIN20060313_163028_000000342045_00498_21093_8178.N1	13-MAR-2006 16:30:28	Bright	34.000	92	53Eps Cyg	2.5000	4500.0	68	21093	No
198	GOM_NL__2PRFIN20060313_163838_000000492045_00498_21093_8179.N1	13-MAR-2006 16:38:38	Tw_i_and_stray	49.000	11	53Alp Aql	0.76500	8000.0	98	21093	No
199	GOM_NL__2PRFIN20060313_164835_000000442045_00498_21093_8180.N1	13-MAR-2006 16:48:35	Dark	44.000	155	41Pi Sgr	2.9000	6600.0	88	21093	No
200	GOM_NL__2PRFIN20060313_165035_000000452045_00498_21093_8181.N1	13-MAR-2006 16:50:35	Dark	45.000	57	34Sig Sgr	2.0660	26000.	90	21093	No
201	GOM_NL__2PRFIN20060313_165400_000000452045_00498_21093_8182.N1	13-MAR-2006 16:54:00	Dark	44.500	38	20Eps Sgr	1.8360	11000.	89	21093	No
202	GOM_NL__2PRFIN20060313_170009_000000482045_00499_21094_8183.N1	13-MAR-2006 17:00:09	Dark	47.500	141	Bet Ara	2.8400	4600.0	95	21094	No
203	GOM_NL__2PRFIN20060313_170356_000000382045_00499_21094_8184.N1	13-MAR-2006 17:03:56	Dark	37.500	134	Bet TrA	2.8100	6600.0	75	21094	No
204	GOM_NL__2PRFIN20060313_170639_000000502045_00499_21094_8185.N1	13-MAR-2006 17:06:39	Dark	50.000	4	Alp1Cen	-0.010000	5800.0	100	21094	No
205	GOM_NL__2PRFIN20060313_170754_000000402045_00499_21094_8186.N1	13-MAR-2006 17:07:54	Dark	39.500	10	Bet Cen	0.61000	28000.	79	21094	No
206	GOM_NL__2PRFIN20060313_171012_000000412045_00499_21094_8187.N1	13-MAR-2006 17:10:12	Dark	41.000	20	Bet Cru	1.2530	30000.	82	21094	No
207	GOM_NL__2PRFIN20060313_171253_000000472045_00499_21094_8188.N1	13-MAR-2006 17:12:53	Straylight	46.500	64	Gam Cen	2.2000	10600.	93	21094	No
208	GOM_NL__2PRFIN20060313_173252_000000392045_00499_21094_8189.N1	13-MAR-2006 17:32:52	Bright	38.500	22	32Alp Leo	1.3600	15200.	77	21094	No
209	GOM_NL__2PRFIN20060313_173510_000000382045_00499_21094_8190.N1	13-MAR-2006 17:35:10	Bright	38.000	51	41Gam1Leo	2.0100	4500.0	76	21094	No
210	GOM_NL__2PRFIN20060313_174307_000000402045_00499_21094_8191.N1	13-MAR-2006 17:43:07	Bright	39.500	174	52Psi UMa	3.0040	4400.0	79	21094	No
211	GOM_NL__2PRFIN20060313_174615_000000382045_00499_21094_8192.N1	13-MAR-2006 17:46:15	Bright	38.000	82	48Bet UMa	2.3650	10600.	76	21094	No
212	GOM_NL__2PRFIN20060313_174743_000000382045_00499_21094_8193.N1	13-MAR-2006 17:47:43	Bright	38.000	36	50Alp UMa	1.8000	6300.0	76	21094	No
213	GOM_NL__2PRFIN20060313_175458_000000352045_00499_21094_8194.N1	13-MAR-2006 17:54:58	Bright	35.000	49	1Alp UMi	1.9900	6300.0	70	21094	No
214	GOM_NL__2PRFIN20060313_180243_000000362045_00499_21094_8195.N1	13-MAR-2006 18:02:43	Bright	36.000	89	5Alp Cep	2.4510	8000.0	72	21094	No
215	GOM_NL__2PRFIN20060313_180749_000000342045_00499_21094_8196.N1	13-MAR-2006 18:07:49	Bright	33.500	19	50Alp Cyg	1.2460	10500.	67	21094	No
216	GOM_NL__2PRFIN20060313_180923_000000352045_00499_21094_8197.N1	13-MAR-2006 18:09:23	Bright	35.000	66	37Gam Cyg	2.2080	5900.0	70	21094	No
217	GOM_NL__2PRFIN20060313_181104_000000362045_00499_21094_8198.N1	13-MAR-2006 18:11:04	Bright	35.500	92	53Eps Cyg	2.5000	4500.0	71	21094	No
218	GOM_NL__2PRFIN20060313_181914_000000532045_00499_21094_8199.N1	13-MAR-2006 18:19:14	Tw_i_and_stray	52.500	11	53Alp Aql	0.76500	8000.0	105	21094	No
219	GOM_NL__2PRFIN20060313_182912_000000432045_00499_21094_8200.N1	13-MAR-2006 18:29:12	Dark	42.500	155	41Pi Sgr	2.9000	6600.0	85	21094	No

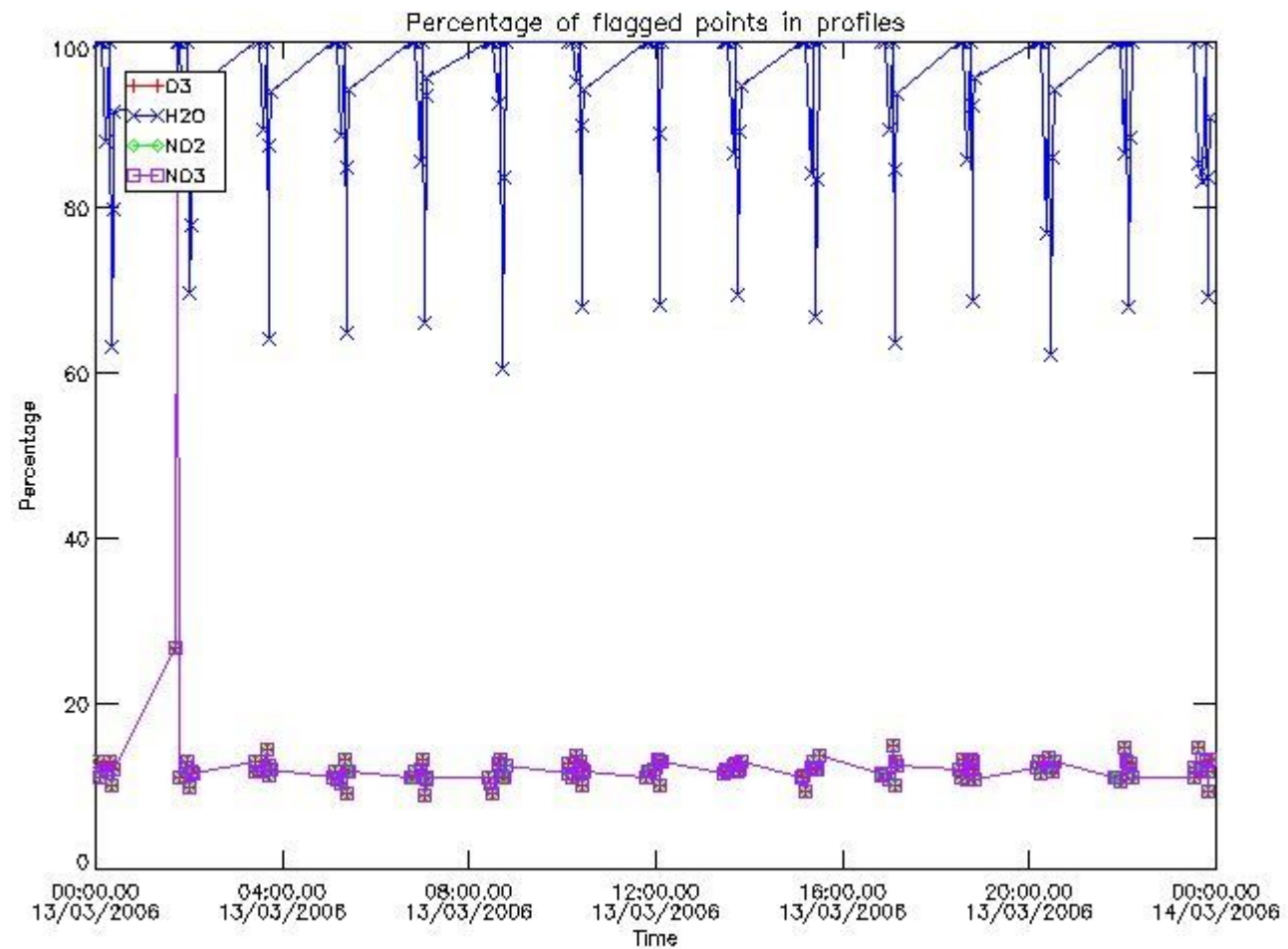
220	GOM_NL__2PRFIN20060313_183112_000000462045_00499_21094_8201.N1	13-MAR-2006 18:31:12	Dark	45.500	57	34Sig Sgr	2.0660	26000.	91	21094	No
221	GOM_NL__2PRFIN20060313_183437_000000462045_00499_21094_8202.N1	13-MAR-2006 18:34:37	Dark	46.000	38	20Eps Sgr	1.8360	11000.	92	21094	No
222	GOM_NL__2PRFIN20060313_184046_000000472045_00500_21095_8183.N1	13-MAR-2006 18:40:46	Dark	46.500	141	Bet Ara	2.8400	4600.0	93	21095	No
223	GOM_NL__2PRFIN20060313_184433_000000392045_00500_21095_8184.N1	13-MAR-2006 18:44:33	Dark	38.500	134	Bet TrA	2.8100	6600.0	77	21095	No
224	GOM_NL__2PRFIN20060313_184716_000000422045_00500_21095_8185.N1	13-MAR-2006 18:47:16	Dark	42.000	4	Alp1Cen	-0.010000	5800.0	84	21095	No
225	GOM_NL__2PRFIN20060313_184831_000000402045_00500_21095_8186.N1	13-MAR-2006 18:48:31	Dark	39.500	10	Bet Cen	0.61000	28000.	79	21095	No
226	GOM_NL__2PRFIN20060313_185049_000000482045_00500_21095_8187.N1	13-MAR-2006 18:50:49	Dark	47.500	20	Bet Cru	1.2530	30000.	95	21095	No
227	GOM_NL__2PRFIN20060313_185329_000000412045_00500_21095_8188.N1	13-MAR-2006 18:53:29	Straylight	40.500	64	Gam Cen	2.2000	10600.	81	21095	No
228	GOM_NL__2PRFIN20060313_191328_000000392045_00500_21095_8189.N1	13-MAR-2006 19:13:28	Bright	38.500	22	32Alp Leo	1.3600	15200.	77	21095	No
229	GOM_NL__2PRFIN20060313_191546_000000382045_00500_21095_8190.N1	13-MAR-2006 19:15:46	Bright	38.000	51	41Gam1Leo	2.0100	4500.0	76	21095	No
230	GOM_NL__2PRFIN20060313_192342_000000402045_00500_21095_8191.N1	13-MAR-2006 19:23:42	Bright	40.000	174	52Psi UMa	3.0040	4400.0	80	21095	No
231	GOM_NL__2PRFIN20060313_192650_000000382045_00500_21095_8192.N1	13-MAR-2006 19:26:50	Bright	38.000	82	48Bet UMa	2.3650	10600.	76	21095	No
232	GOM_NL__2PRFIN20060313_192819_000000412045_00500_21095_8193.N1	13-MAR-2006 19:28:19	Bright	40.500	36	50Alp UMa	1.8000	6300.0	81	21095	No
233	GOM_NL__2PRFIN20060313_193534_000000372045_00500_21095_8194.N1	13-MAR-2006 19:35:34	Bright	36.500	49	1Alp UMi	1.9900	6300.0	73	21095	No
234	GOM_NL__2PRFIN20060313_194319_000000352045_00500_21095_8195.N1	13-MAR-2006 19:43:19	Bright	34.500	89	5Alp Cep	2.4510	8000.0	69	21095	No
235	GOM_NL__2PRFIN20060313_194825_000000372045_00500_21095_8196.N1	13-MAR-2006 19:48:25	Bright	37.000	19	50Alp Cyg	1.2460	10500.	74	21095	No
236	GOM_NL__2PRFIN20060313_194959_000000352045_00500_21095_8197.N1	13-MAR-2006 19:49:59	Bright	35.000	66	37Gam Cyg	2.2080	5900.0	70	21095	No
237	GOM_NL__2PRFIN20060313_195140_000000342045_00500_21095_8198.N1	13-MAR-2006 19:51:40	Bright	33.500	92	53Eps Cyg	2.5000	4500.0	67	21095	No
238	GOM_NL__2PRFIN20060313_195951_000000492045_00500_21095_8199.N1	13-MAR-2006 19:59:51	Tw_i_and_stray	49.000	11	53Alp Aql	0.76500	8000.0	98	21095	No
239	GOM_NL__2PRFIN20060313_200949_000000422045_00500_21095_8200.N1	13-MAR-2006 20:09:49	Dark	41.500	155	41Pi Sgr	2.9000	6600.0	83	21095	No
240	GOM_NL__2PRFIN20060313_201149_000000432045_00500_21095_8201.N1	13-MAR-2006 20:11:49	Dark	43.000	57	34Sig Sgr	2.0660	26000.	86	21095	No
241	GOM_NL__2PRFIN20060313_201513_000000452045_00500_21095_8202.N1	13-MAR-2006 20:15:13	Dark	44.500	38	20Eps Sgr	1.8360	11000.	89	21095	No
242	GOM_NL__2PRFIN20060313_202123_000000422045_00501_21096_8183.N1	13-MAR-2006 20:21:23	Dark	41.500	141	Bet Ara	2.8400	4600.0	83	21096	No
243	GOM_NL__2PRFIN20060313_202509_000000382045_00501_21096_8184.N1	13-MAR-2006 20:25:09	Dark	37.500	134	Bet TrA	2.8100	6600.0	75	21096	No
244	GOM_NL__2PRFIN20060313_202752_000000462045_00501_21096_8185.N1	13-MAR-2006 20:27:52	Dark	45.500	4	Alp1Cen	-0.010000	5800.0	91	21096	No
245	GOM_NL__2PRFIN20060313_202907_000000442045_00501_21096_8186.N1	13-MAR-2006 20:29:07	Dark	43.500	10	Bet Cen	0.61000	28000.	87	21096	No
246	GOM_NL__2PRFIN20060313_203125_000000432045_00501_21096_8187.N1	13-MAR-2006 20:31:25	Dark	43.000	20	Bet Cru	1.2530	30000.	86	21096	No
247	GOM_NL__2PRFIN20060313_203405_000000402045_00501_21096_8188.N1	13-MAR-2006 20:34:05	Straylight	40.000	64	Gam Cen	2.2000	10600.	80	21096	No
248	GOM_NL__2PRFIN20060313_205404_000000372045_00501_21096_8189.N1	13-MAR-2006 20:54:04	Bright	36.500	22	32Alp Leo	1.3600	15200.	73	21096	No
249	GOM_NL__2PRFIN20060313_205622_000000372045_00501_21096_8190.N1	13-MAR-2006 20:56:22	Bright	37.000	51	41Gam1Leo	2.0100	4500.0	74	21096	No
250	GOM_NL__2PRFIN20060313_210418_000000412045_00501_21096_8191.N1	13-MAR-2006 21:04:18	Bright	41.000	174	52Psi UMa	3.0040	4400.0	82	21096	No
251	GOM_NL__2PRFIN20060313_210726_000000382045_00501_21096_8192.N1	13-MAR-2006 21:07:26	Bright	37.500	82	48Bet UMa	2.3650	10600.	75	21096	No
252	GOM_NL__2PRFIN20060313_210855_000000392045_00501_21096_8193.N1	13-MAR-2006 21:08:55	Bright	39.000	36	50Alp UMa	1.8000	6300.0	78	21096	No
253	GOM_NL__2PRFIN20060313_211610_000000362045_00501_21096_8194.N1	13-MAR-2006 21:16:10	Bright	35.500	49	1Alp UMi	1.9900	6300.0	71	21096	No
254	GOM_NL__2PRFIN20060313_212355_000000342045_00501_21096_8195.N1	13-MAR-2006 21:23:55	Bright	34.000	89	5Alp Cep	2.4510	8000.0	68	21096	No
255	GOM_NL__2PRFIN20060313_212901_000000342045_00501_21096_8196.N1	13-MAR-2006 21:29:01	Bright	33.500	19	50Alp Cyg	1.2460	10500.	67	21096	No
256	GOM_NL__2PRFIN20060313_213035_000000392045_00501_21096_8197.N1	13-MAR-2006 21:30:35	Bright	38.500	66	37Gam Cyg	2.2080	5900.0	77	21096	No
257	GOM_NL__2PRFIN20060313_213216_000000352045_00501_21096_8198.N1	13-MAR-2006 21:32:16	Bright	35.000	92	53Eps Cyg	2.5000	4500.0	70	21096	No
258	GOM_NL__2PRFIN20060313_214027_000000492045_00501_21096_8199.N1	13-MAR-2006 21:40:27	Tw_i_and_stray	48.500	11	53Alp Aql	0.76500	8000.0	97	21096	No
259	GOM_NL__2PRFIN20060313_215025_000000462045_00501_21096_8200.N1	13-MAR-2006 21:50:25	Dark	46.000	155	41Pi Sgr	2.9000	6600.0	92	21096	No
260	GOM_NL__2PRFIN20060313_215225_000000462045_00501_21096_8201.N1	13-MAR-2006 21:52:25	Dark	45.500	57	34Sig Sgr	2.0660	26000.	91	21096	No
261	GOM_NL__2PRFIN20060313_215550_000000482045_00501_21096_8202.N1	13-MAR-2006 21:55:50	Dark	48.000	38	20Eps Sgr	1.8360	11000.	96	21096	No
262	GOM_NL__2PRFIN20060313_220159_000000422046_00001_21097_8183.N1	13-MAR-2006 22:01:59	Dark	41.500	141	Bet Ara	2.8400	4600.0	83	21097	No
263	GOM_NL__2PRFIN20060313_220546_000000402046_00001_21097_8184.N1	13-MAR-2006 22:05:46	Dark	39.500	134	Bet TrA	2.8100	6600.0	79	21097	No
264	GOM_NL__2PRFIN20060313_220829_000000442046_00001_21097_8185.N1	13-MAR-2006 22:08:29	Dark	44.000	4	Alp1Cen	-0.010000	5800.0	88	21097	No
265	GOM_NL__2PRFIN20060313_220943_000000442046_00001_21097_8186.N1	13-MAR-2006 22:09:43	Dark	44.000	10	Bet Cen	0.61000	28000.	88	21097	No
266	GOM_NL__2PRFIN20060313_221201_000000462046_00001_21097_8187.N1	13-MAR-2006 22:12:01	Dark	45.500	20	Bet Cru	1.2530	30000.	91	21097	No
267	GOM_NL__2PRFIN20060313_221442_000000412046_00001_21097_8188.N1	13-MAR-2006 22:14:42	Straylight	40.500	64	Gam Cen	2.2000	10600.	81	21097	No
268	GOM_NL__2PRFIN20060313_223439_000000372046_00001_21097_8189.N1	13-MAR-2006 22:34:39	Bright	37.000	22	32Alp Leo	1.3600	15200.	74	21097	No
269	GOM_NL__2PRFIN20060313_223657_000000382046_00001_21097_8190.N1	13-MAR-2006 22:36:57	Bright	38.000	51	41Gam1Leo	2.0100	4500.0	76	21097	No
270	GOM_NL__2PRFIN20060313_224453_000000392046_00001_21097_8191.N1	13-MAR-2006 22:44:53	Bright	38.500	174	52Psi UMa	3.0040	4400.0	77	21097	No
271	GOM_NL__2PRFIN20060313_224802_000000382046_00001_21097_8192.N1	13-MAR-2006 22:48:02	Bright	37.500	82	48Bet UMa	2.3650	10600.	75	21097	No
272	GOM_NL__2PRFIN20060313_224930_000000392046_00001_21097_8193.N1	13-MAR-2006 22:49:30	Bright	39.000	36	50Alp UMa	1.8000	6300.0	78	21097	No
273	GOM_NL__2PRFIN20060313_225646_000000352046_00001_21097_8194.N1	13-MAR-2006 22:56:46	Bright	35.000	49	1Alp UMi	1.9900	6300.0	70	21097	No
274	GOM_NL__2PRFIN20060313_230431_000000352046_00001_21097_8195.N1	13-MAR-2006 23:04:31	Bright	35.000	89	5Alp Cep	2.4510	8000.0	70	21097	No
275	GOM_NL__2PRFIN20060313_230937_000000372046_00001_21097_8196.N1	13-MAR-2006 23:09:37	Bright	37.000	19	50Alp Cyg	1.2460	10500.	74	21097	No
276	GOM_NL__2PRFIN20060313_231111_000000372046_00001_21097_8197.N1	13-MAR-2006 23:11:11	Bright	36.500	66	37Gam Cyg	2.2080	5900.0	73	21097	No
277	GOM_NL__2PRFIN20060313_231252_000000352046_00001_21097_8198.N1	13-MAR-2006 23:12:52	Bright	34.500	92	53Eps Cyg	2.5000	4500.0	69	21097	No
278	GOM_NL__2PRFIN20060313_232103_000000492046_00001_21097_8199.N1	13-MAR-2006 23:21:03	Tw_i_and_stray	49.000	11	53Alp Aql	0.76500	8000.0	98	21097	No

279	GOM_NL__2PRFIN20060313_233102_000000462046_00001_21097_8200.N1	13-MAR-2006 23:31:02	Dark	46.000	155	41Pi Sgr	2.9000	6600.0	92	21097	No
280	GOM_NL__2PRFIN20060313_233302_000000462046_00001_21097_8201.N1	13-MAR-2006 23:33:02	Dark	45.500	57	34Sig Sgr	2.0660	26000.	91	21097	No
281	GOM_NL__2PRFIN20060313_233627_000000452046_00001_21097_8202.N1	13-MAR-2006 23:36:27	Dark	45.000	38	20Eps Sgr	1.8360	11000.	90	21097	No
282	GOM_NL__2PRFIN20060313_234236_000000422046_00002_21098_8183.N1	13-MAR-2006 23:42:36	Dark	42.000	141	Bet Ara	2.8400	4600.0	84	21098	No
283	GOM_NL__2PRFIN20060313_234622_000000402046_00002_21098_8184.N1	13-MAR-2006 23:46:22	Dark	39.500	134	Bet TrA	2.8100	6600.0	79	21098	No
284	GOM_NL__2PRFIN20060313_234905_000000542046_00002_21098_8185.N1	13-MAR-2006 23:49:05	Dark	54.000	4	Alp1Cen	-0.010000	5800.0	108	21098	No
285	GOM_NL__2PRFIN20060313_235020_000000432046_00002_21098_8186.N1	13-MAR-2006 23:50:20	Dark	43.000	10	Bet Cen	0.61000	28000.	86	21098	No
286	GOM_NL__2PRFIN20060313_235238_000000392046_00002_21098_8187.N1	13-MAR-2006 23:52:38	Dark	38.500	20	Bet Cru	1.2530	30000.	77	21098	No
287	GOM_NL__2PRFIN20060313_235518_000000412046_00002_21098_8188.N1	13-MAR-2006 23:55:18	Straylight	41.000	64	Gam Cen	2.2000	10600.	82	21098	No

3. Quality information per product

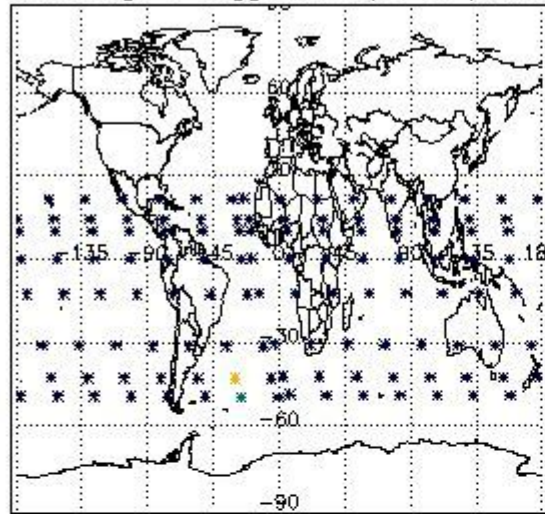
In this section it is plotted some information contained in the Quality Summary data set of the level 2 products. Only products in dark limb conditions and without errors (error flag in the MPH set to "0") are used.

3.1 Plot quality information per product (time dependant)

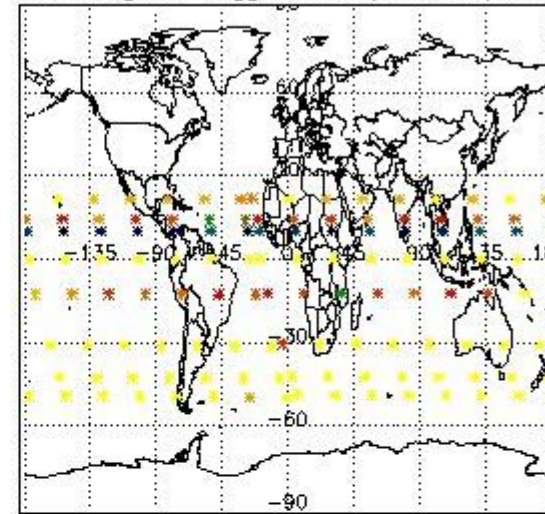


3.2 Plot quality information per product (world map)

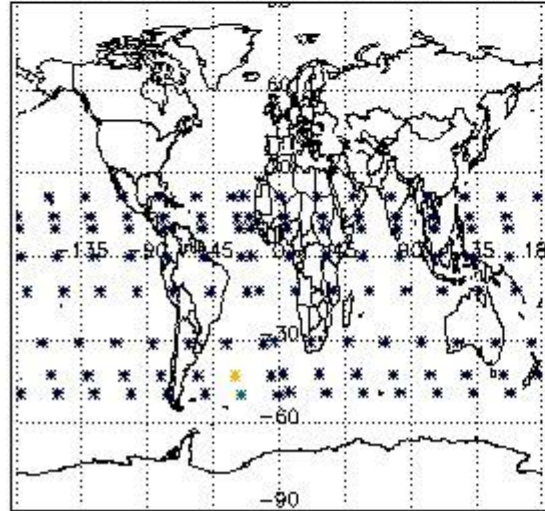
Percentage of flagged data per O3 profile



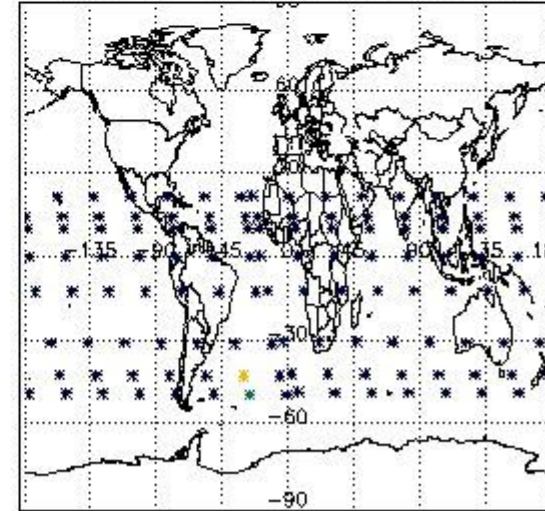
Percentage of flagged data per H2O profile



Percentage of flagged data per NO2 profile



Percentage of flagged data per NO3 profile

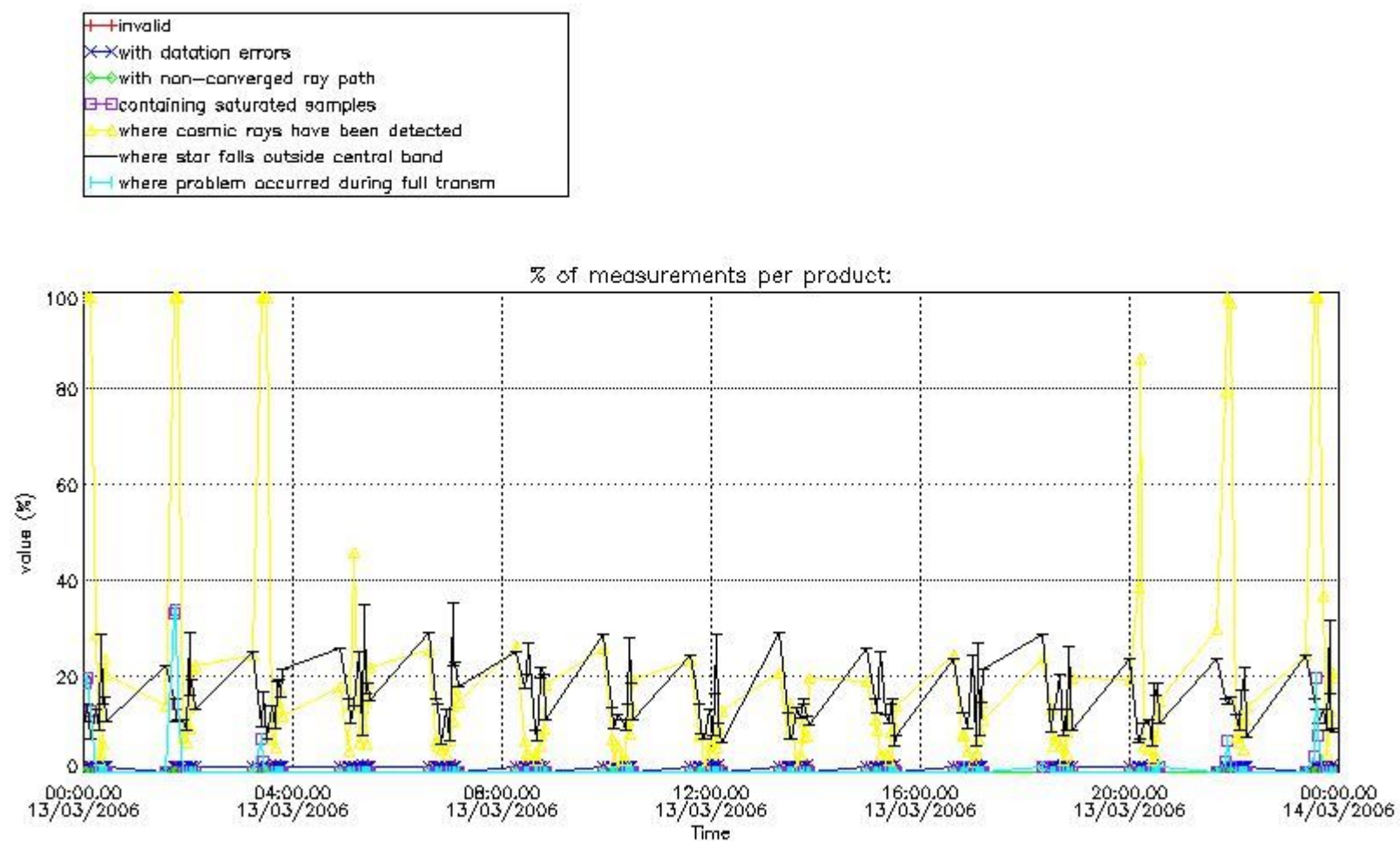


4. Level 1 quality information per product

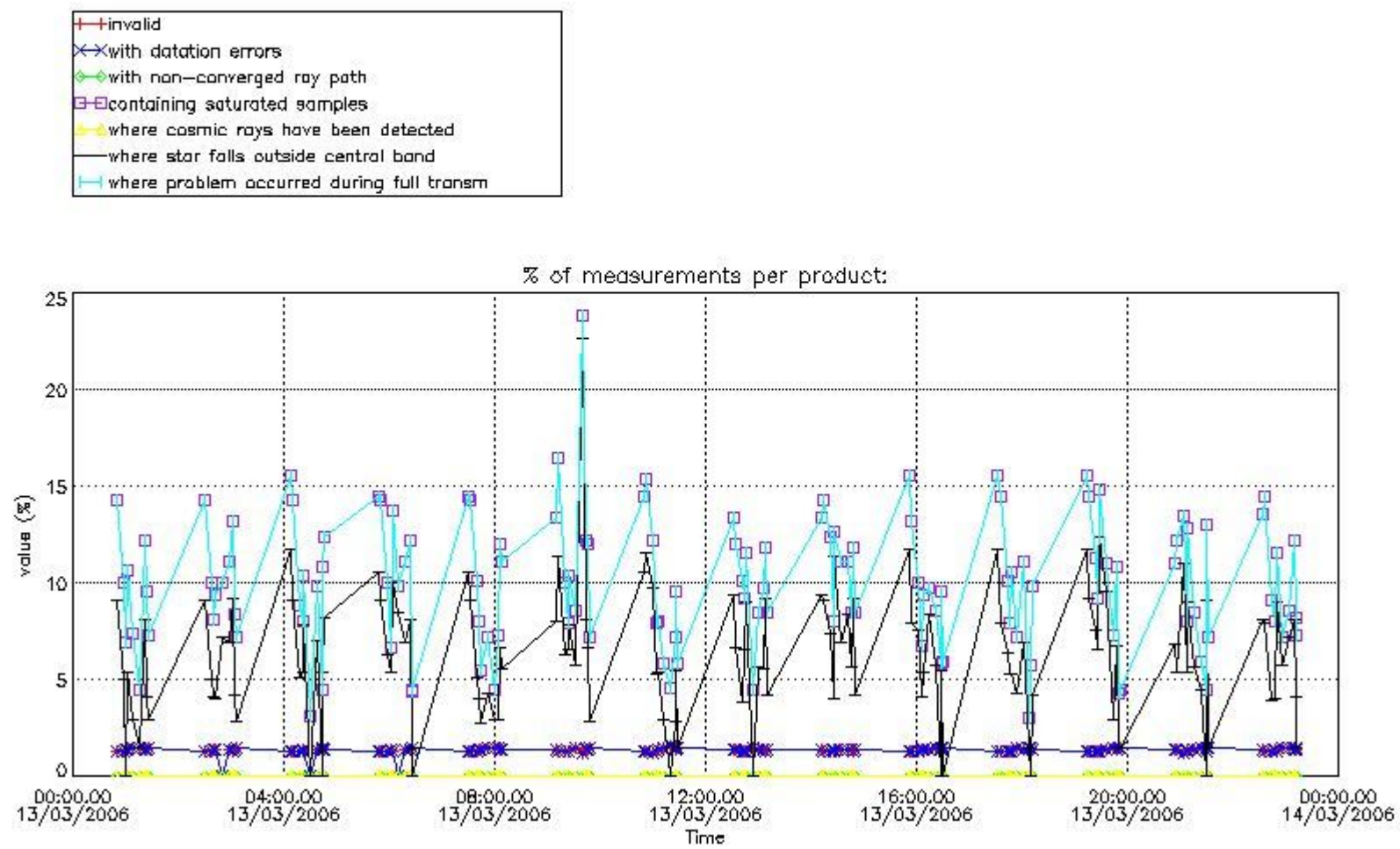
In this section it is plotted some information contained in the Quality Summary data set of the level 2 products that comes from the level 1b processing. Products without errors (error flag in the MPH set to "0") are used.

4.1 Plot quality information per product (time dependant) coming from level 1b processing

4.1.1 Plot level 1 quality information per product (time dependant): ENVISAT ASCENDING passes



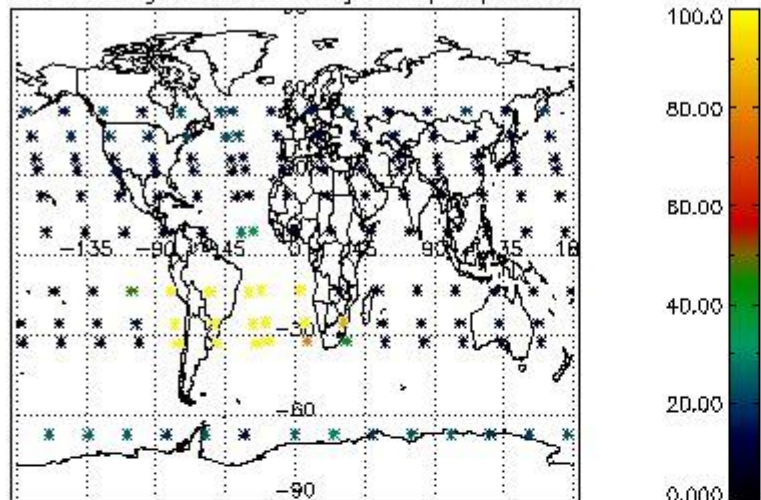
4.1.2 Plot level 1 quality information per product (time dependant): ENVI SAT DESCENDING passes



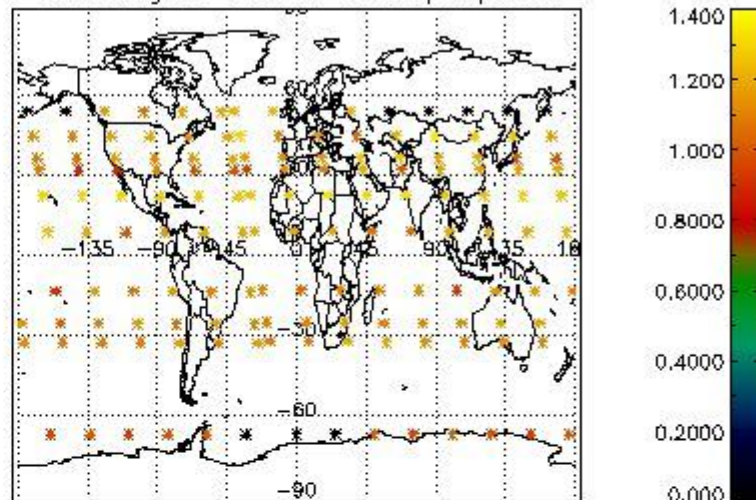
4.2 Plot quality information per product coming from level 1b processing (world map)

4.2.1 Plot level 1 quality information per product (world map): ENVISAT ASCENDING passes

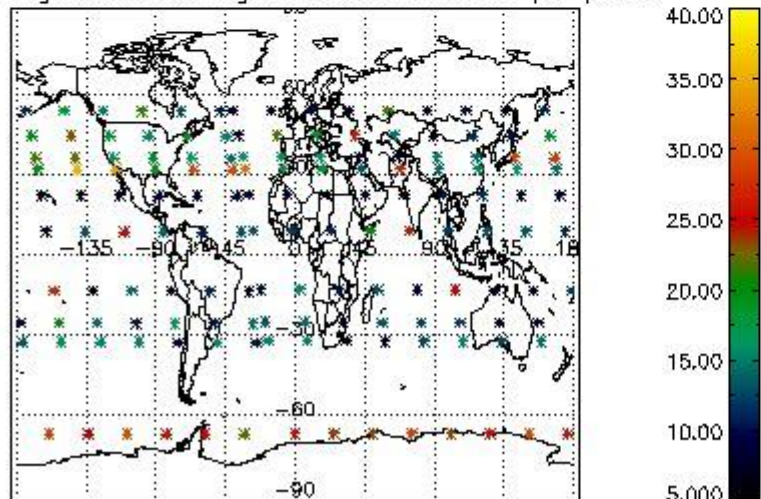
Percentage of cosmic ray hits per profile



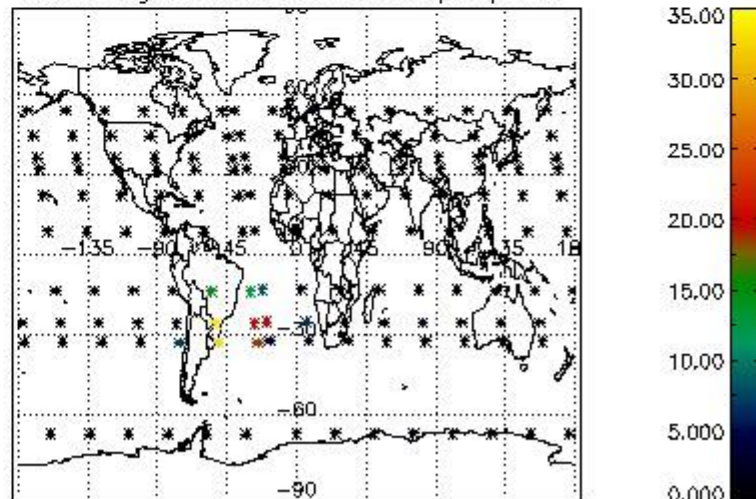
Percentage of datation errors per profile



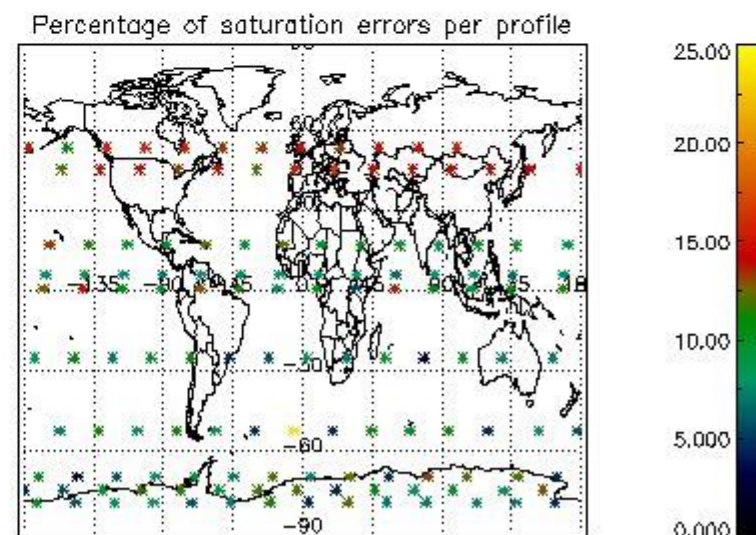
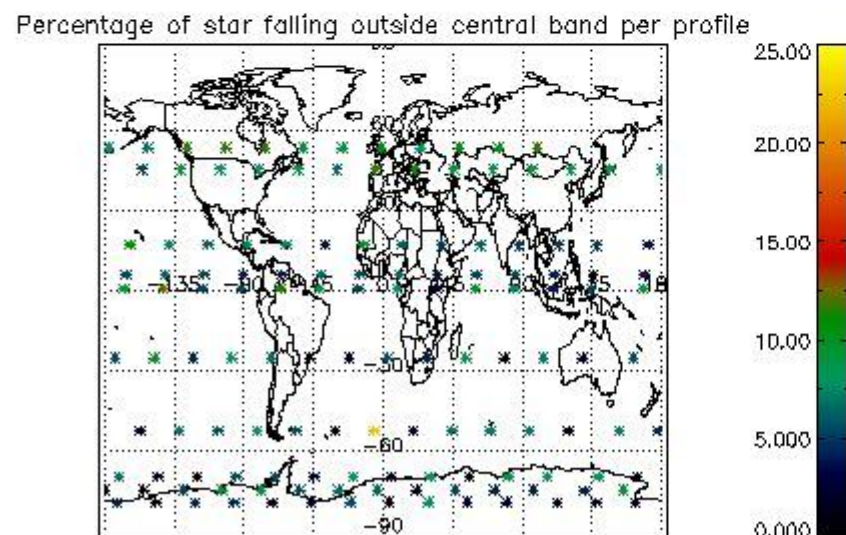
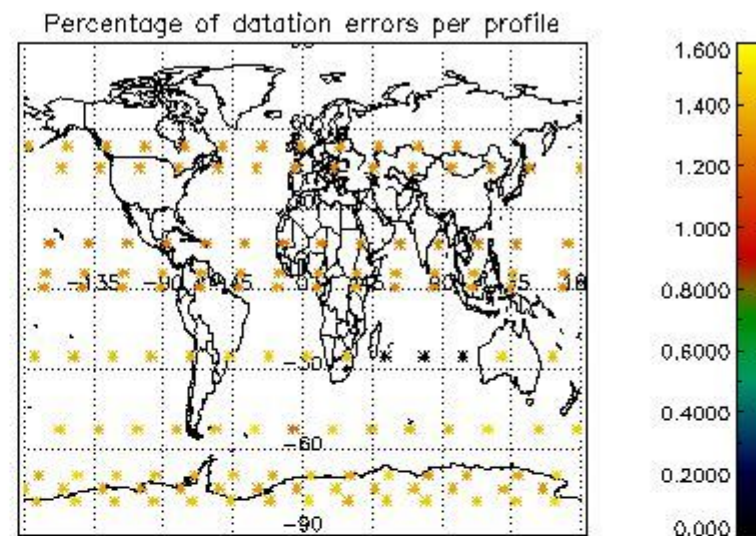
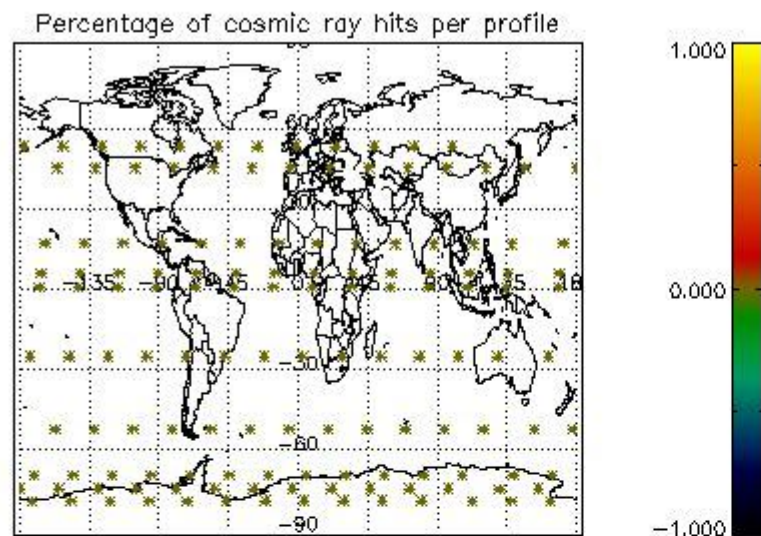
Percentage of star falling outside central band per profile



Percentage of saturation errors per profile



4.2.2 Plot level 1 quality information per product (world map): ENVISAT DESCENDING passes



5. Trace gas profiles

5.1 Ozone statistics based on quality of products

The final quality of the products can be "measured" using the STD (Standard Deviation) attached to every point profile. This information is written to the parameter GOM_NL__2P/NL_LOCAL_SPECIES_DENSITY/o3_std of the level 2 products. The table below shows the statistics for given STD ranges.

The statistics are given with respect to the overall valid production:

- Products without fatal errors: GOM_NL__2P/MPH/PRODUCT_ERR=0
- Valid point profile: GOM_NL__2P/NL_LOCAL_SPECIES_DENSITY/pcd(0)=0

The 'Criteria' is applied to valid points of dark limb products:

- Products in dark limb illumination condition: GOM_NL__2P/NL_SUMMARY_QUALITY/obs_ill_cond=0
- Products without fatal errors: GOM_NL__2P/MPH/PRODUCT_ERR=0
- Valid point profile: GOM_NL__2P/NL_LOCAL_SPECIES_DENSITY/pcd(0)=0

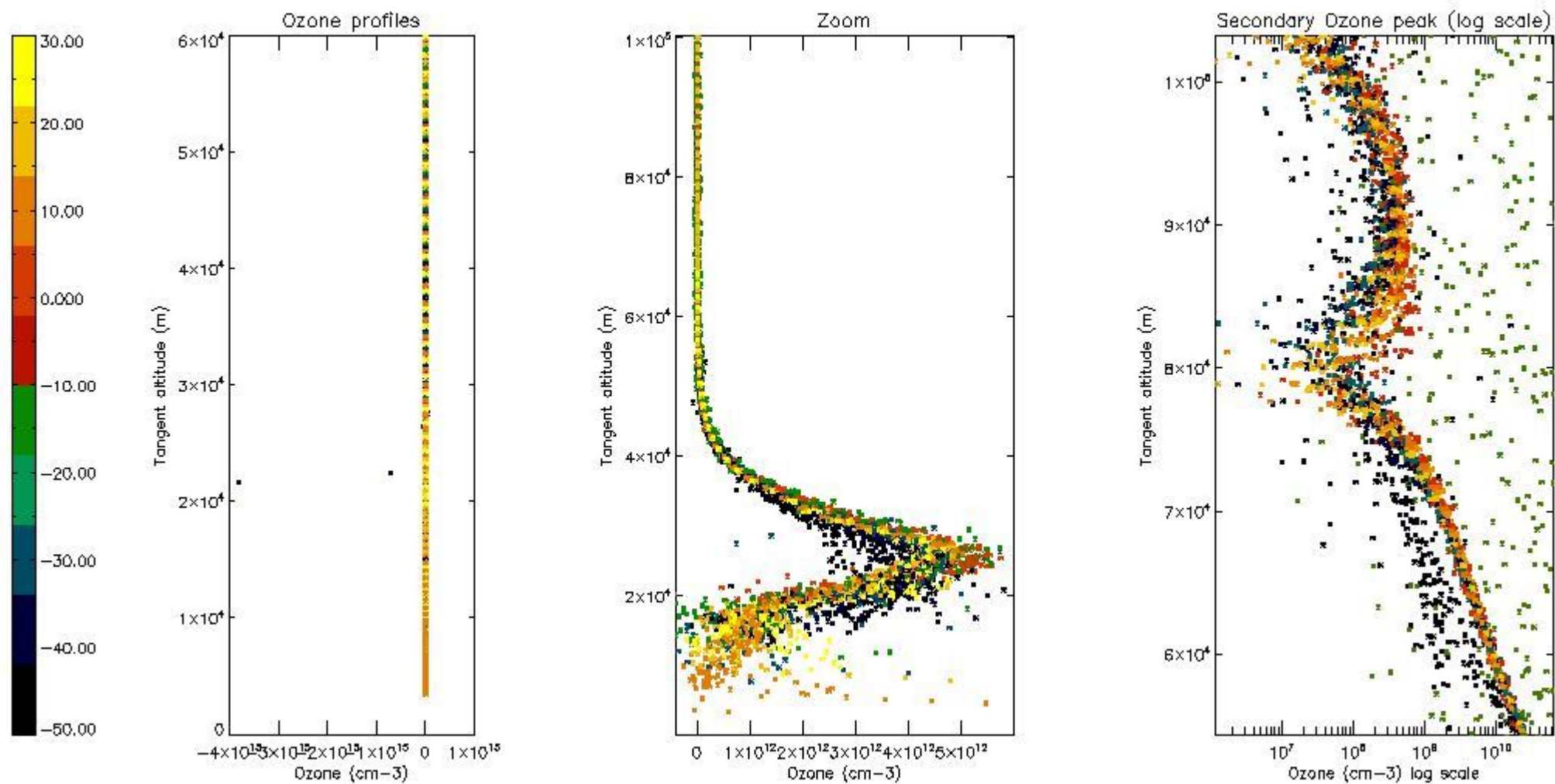
So, the table below shows the percentage of dark limb and valid observations for each criteria with respect to the overall valid daily observations.

Criteria	% of total production
All STD	46
STD < 20	27

STD < 10	21
STD < 5	15

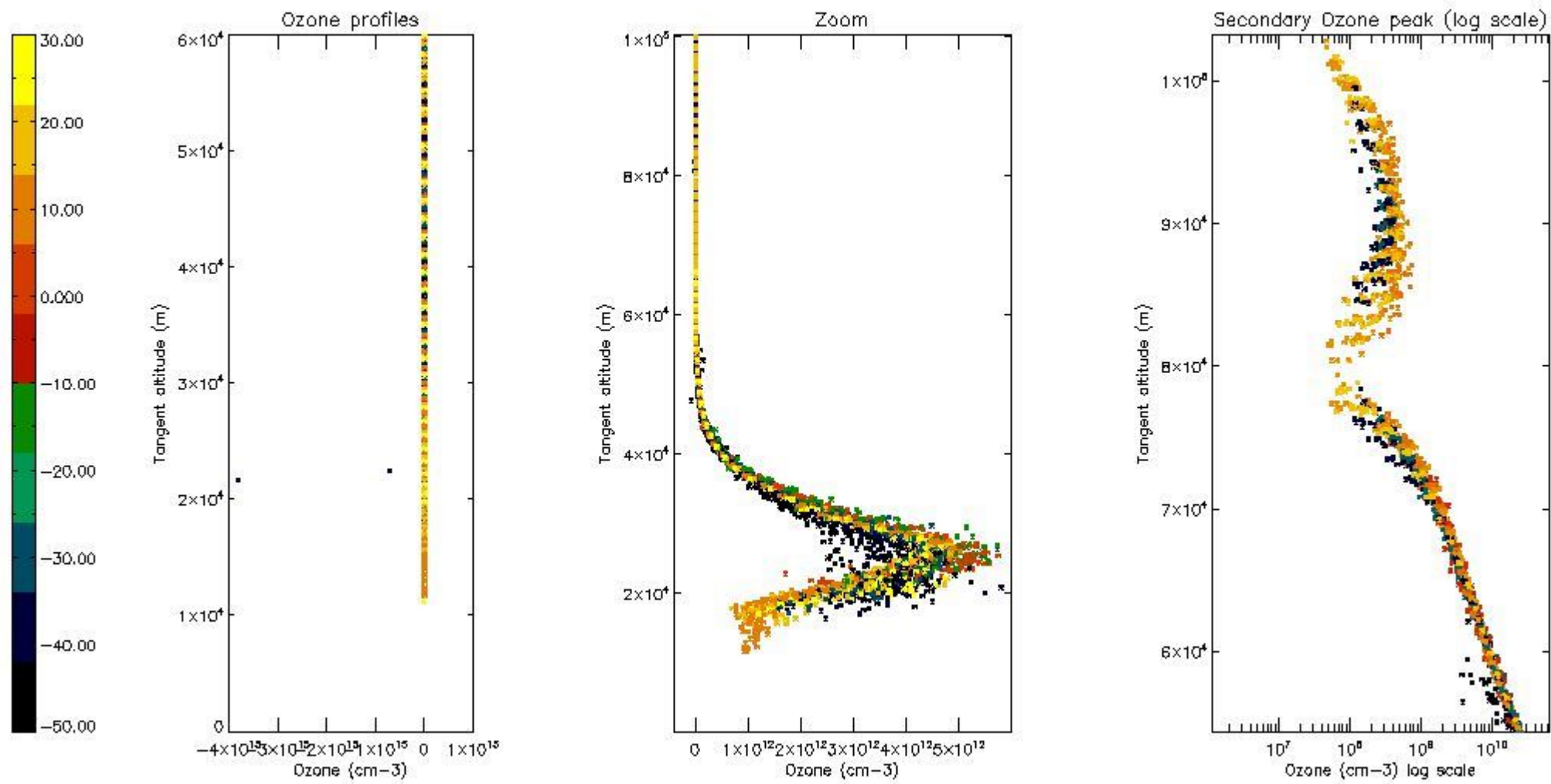
5.2 Plot ozone profiles for all STD (dark without errors)

The colorbar represents the latitude.



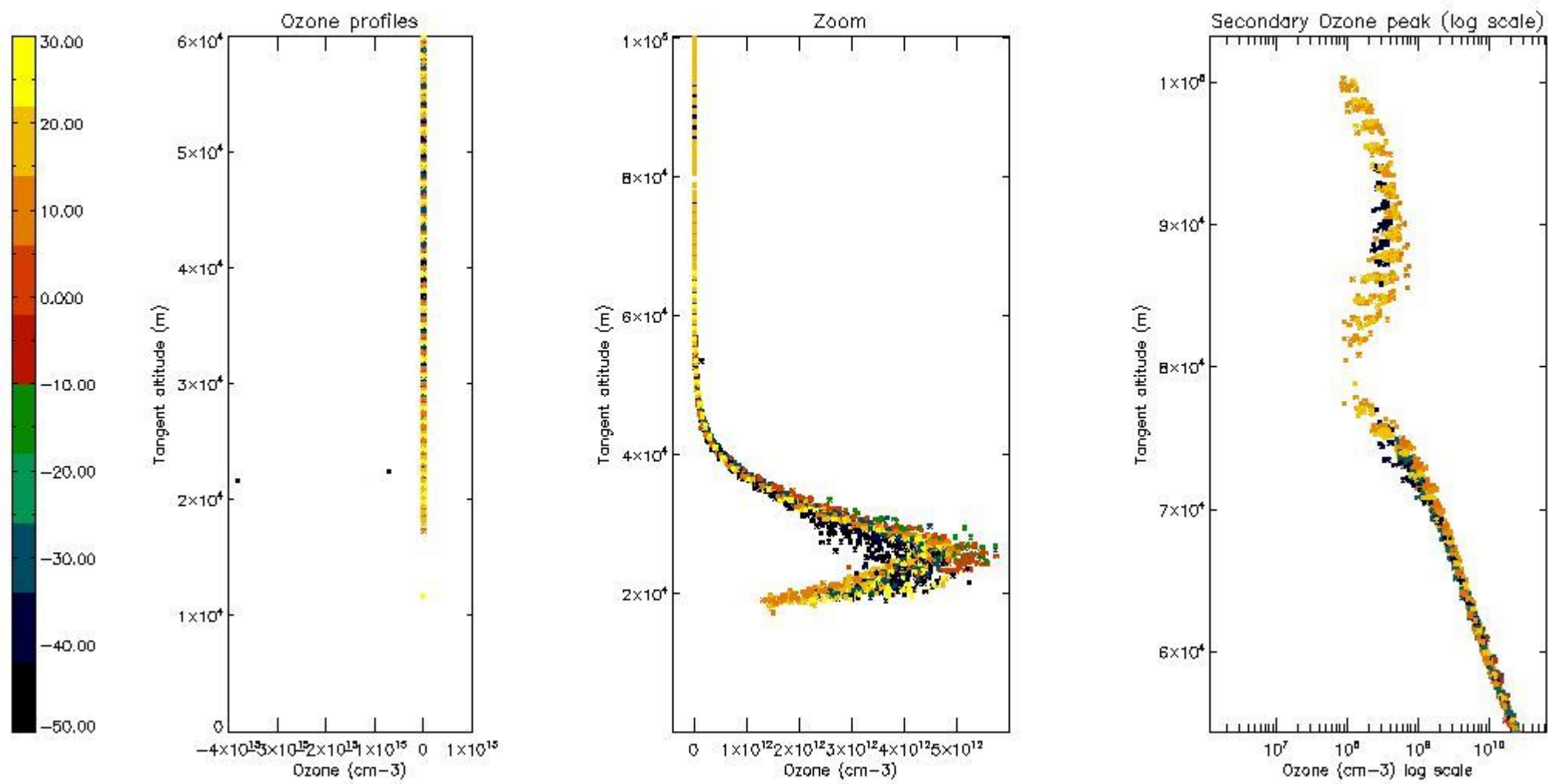
5.3 Plot ozone profiles where STD < 20% (dark without errors)

The colorbar represents the latitude.



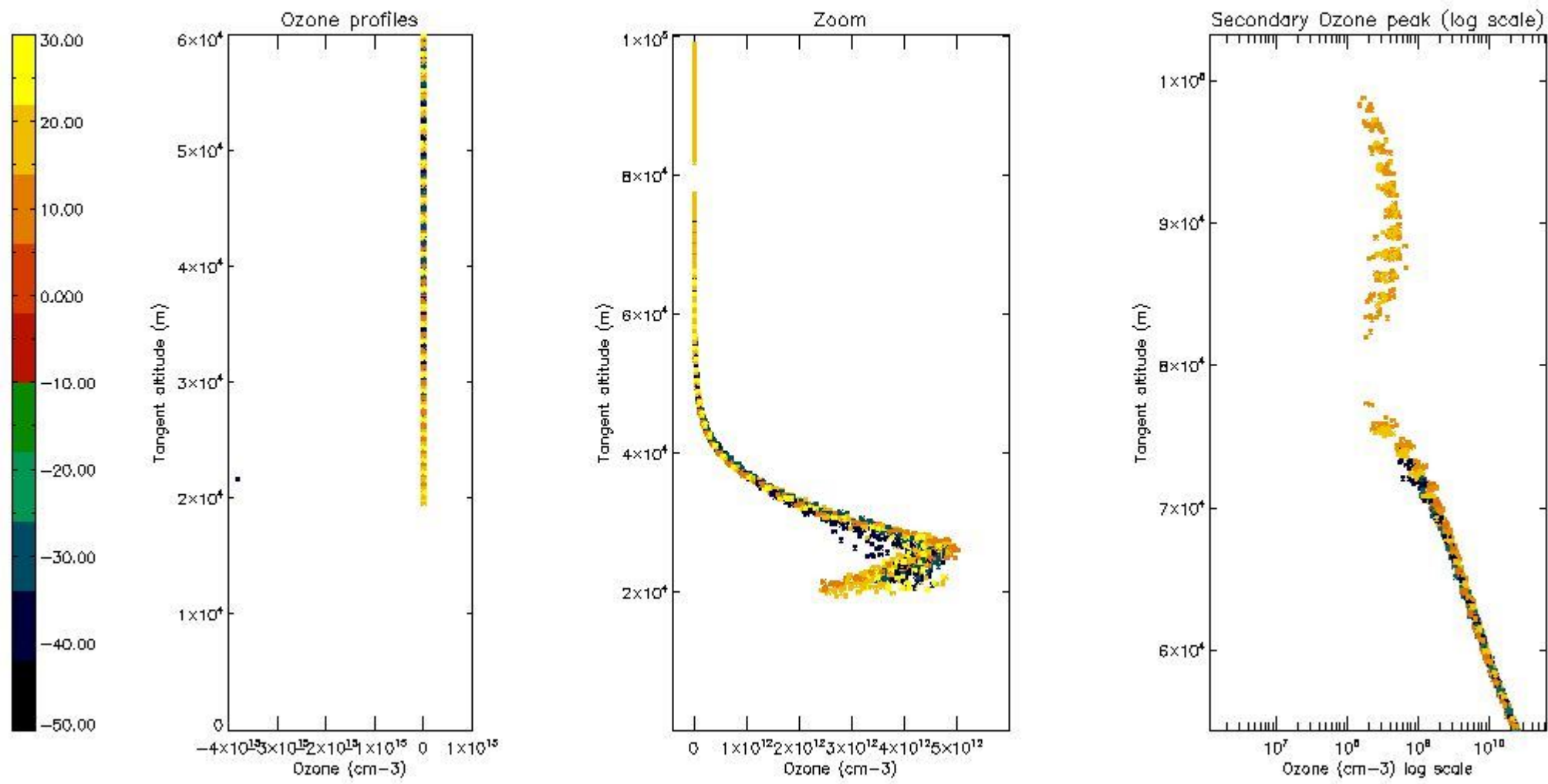
5.4 Plot ozone profiles where STD < 10% (dark without errors)

The colorbar represents the latitude.



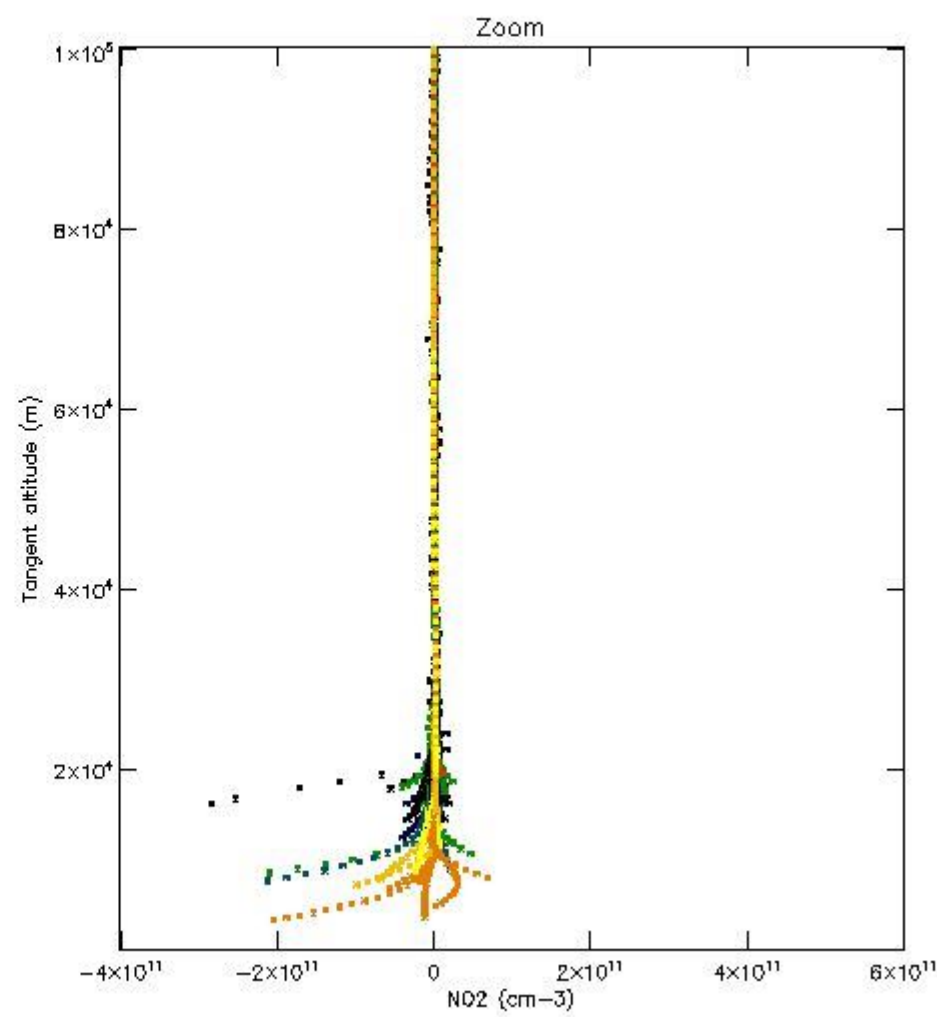
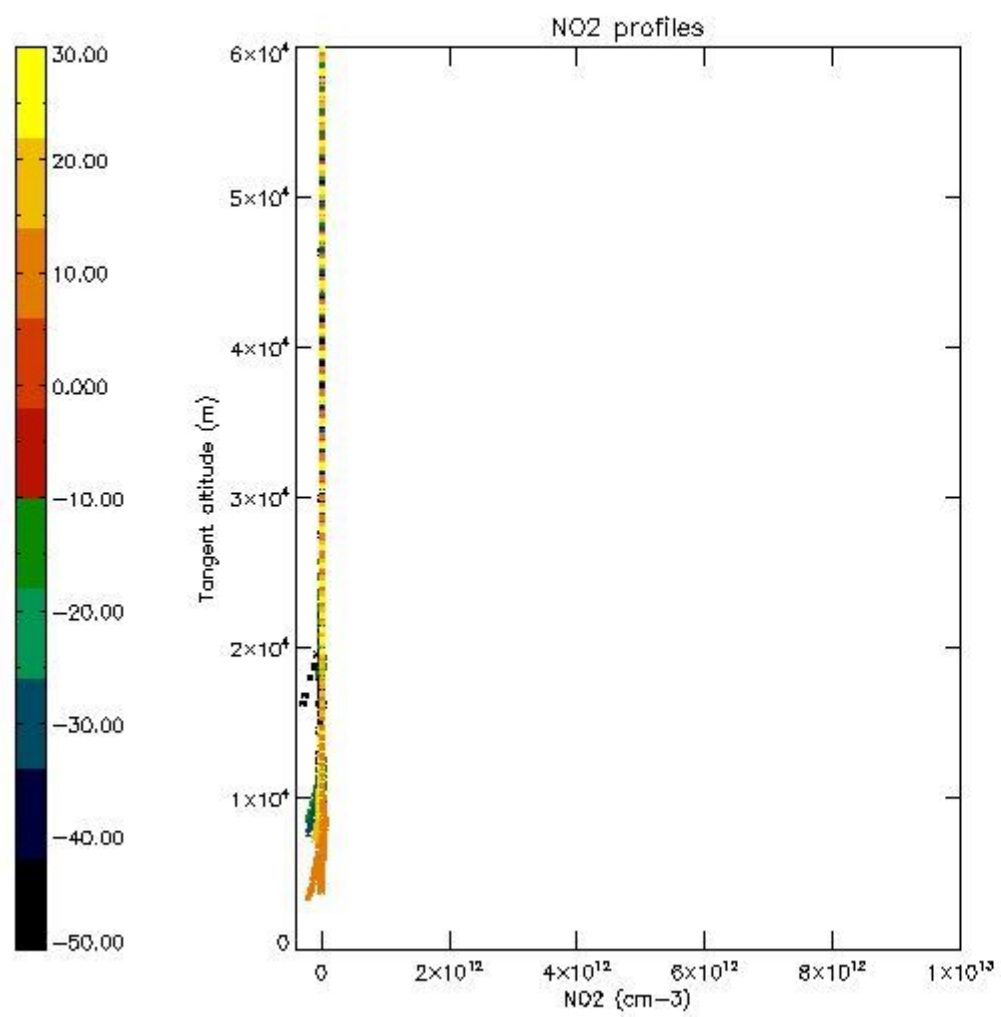
5.5 Plot ozone profiles where STD < 5% (dark without errors)

The colorbar represents the latitude.



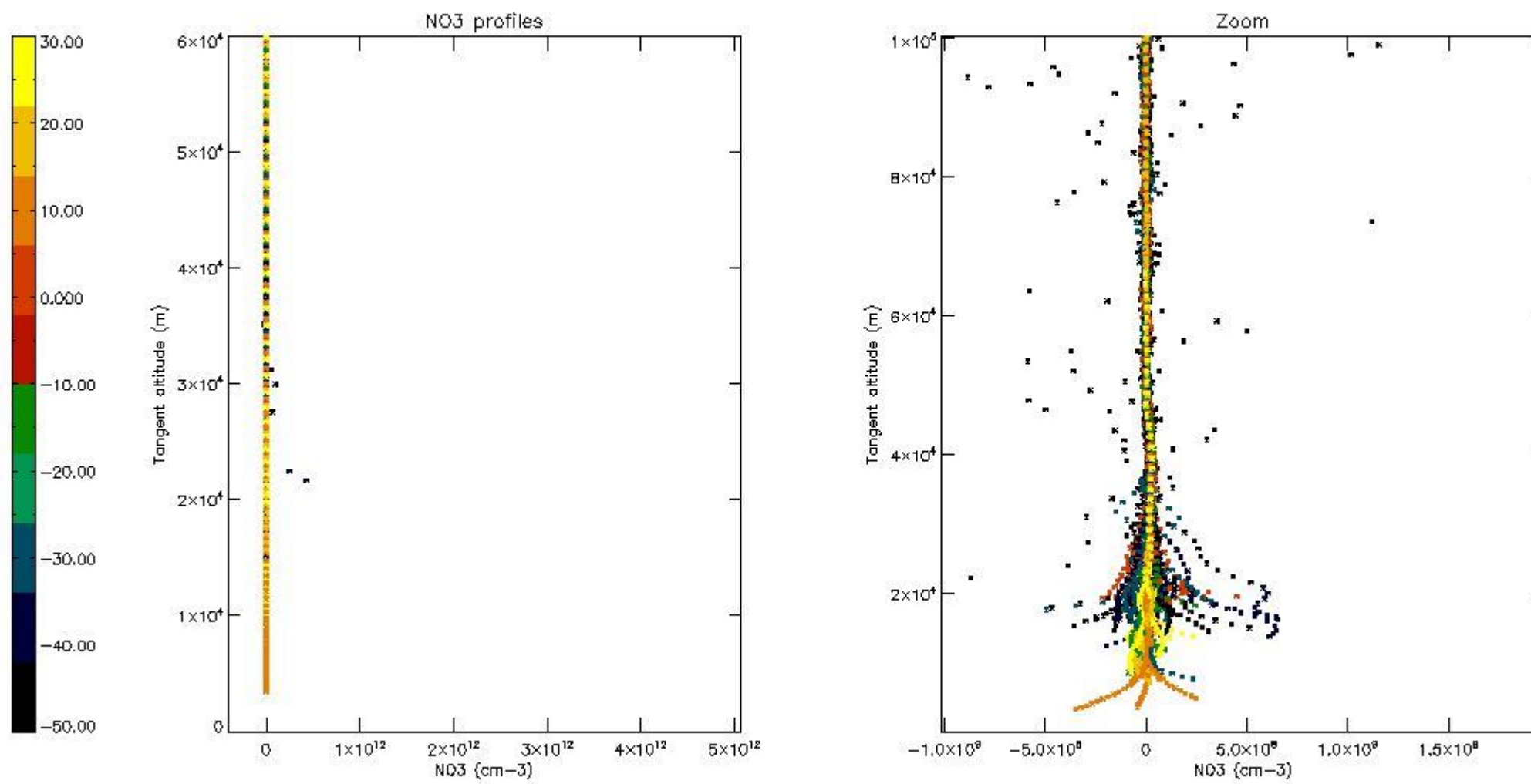
5.6 Plot NO₂ profiles for all STD (dark without errors)

The colorbar represents the latitude.



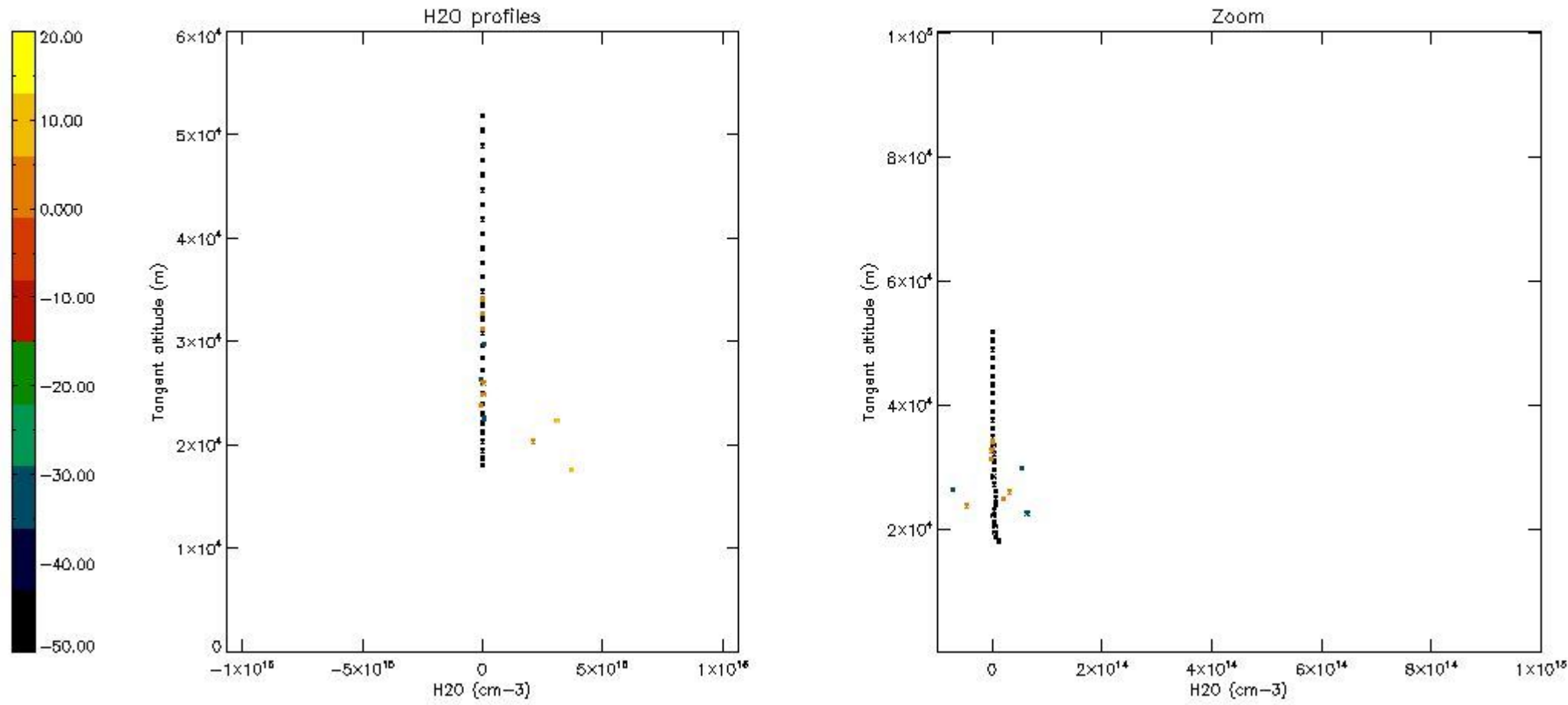
5.7 Plot NO3 profiles for all STD (dark without errors)

The colorbar represents the latitude.



5.8 Plot H₂O profiles for all STD (only for occultations of stars 1,2,3,4,13,14,16,26,63 dark without errors)

The colorbar represents the latitude.



6. Auxiliary Data Files used for the production reported in section 2

The number reported in the third column indicates since which file (see list in section 2) the corresponding auxiliary file has been used. The fourth column is the date of those product files.

Type	Auxiliary Filename	Used since product	Used since product date
INST_PHYS_CHARACTERISTICS	GOM_INS_AXVIEC20091111_143220_20030716_120000_20500101_000000	1	13-MAR-2006 00:02:29
LEVEL-2_PROC_CONFIG	GOM_PR2_AXVIEC20091111_152718_20020301_000000_20500101_000000	1	13-MAR-2006 00:02:29
CROSS_SECTIONS_FILE	GOM_CRS_AXVIEC20091111_154832_20020301_000000_20500101_000000	1	13-MAR-2006 00:02:29

GOMOS Level 2 Daily Report

SUMMARY

[1. General Info](#)

[2. Summary of processed GOM_NL_2P products](#)

[3. Level 2 Quality information per product](#)

[3.1 Plot of level 2 quality information per product \(time dependant\)](#)

[3.2 Plot of level 2 quality information per product \(world map\)](#)

[4. Level 1 Quality information per product \(stored on level 2 products\)](#)

[4.1 Plot of level 1 quality information per product \(time dependant\)](#)

[4.1.1 Plot of level 1 quality information per product \(time dependant\): ASCENDING](#)

[4.1.2 Plot of level 1 quality information per product \(time dependant\): DESCENDING](#)

[4.2 Plot of level 1 quality information per product \(world map\)](#)

[4.2.1 Plot of level 1 quality information per product \(world map\): ASCENDING](#)

[4.2.2 Plot of level 1 quality information per product \(world map\): DESCENDING](#)

[5. Ozone profiles based on quality statistics and other trace gas profiles](#)

[5.1 Ozone statistics based on quality of products](#)

[5.2 Plot ozone profiles for all STD \(dark without errors\)](#)

[5.3 Plot ozone profiles where STD < 20% \(dark without errors\)](#)

[5.4. Plot ozone profiles where STD < 10% \(dark without errors\)](#)

[5.5. Plot ozone profiles where STD < 5% \(dark without errors\)](#)

[5.6 Plot NO2 profiles for all STD \(dark without errors\)](#)

[5.7 Plot NO3 profiles for all STD \(dark without errors\)](#)

[5.8 Plot H2O profiles \(only for occultations of stars 1,2,3,4,13,14,16,26,63 dark without errors\) for all STD](#)

[6. Auxiliary Data Files used for the production reported in section 2](#)

This report presents the daily analysis on parameters extracted from GOMOS level 2 data (GOM_NL__2P). It is intended to monitor some important parameters that will impact the quality of these products. A list of level 2 products (and content) that have arrived during the reporting day to the PCF is also given.

Item	Value
Time of report generation	22APR2013 16:39:32
Data source version	GOMOS/6.01
Start time of products	13-03-2006 (13MAR2006 00:00:00)
Stop time of products	14-03-2006 (14MAR2006 00:00:00)
Store outputs in DB	Yes
Nb of level 2 prods	287
Nb of prods with errors	0

2. Summary of processed GOM_NL__2P products.

Nr	Filename	UTC Start time	Limb	Duration	Star Id	Star Name	Star Mag	Star Temp	Nb Meas	Orbit	Prod. error
1	GOM_NL__2PRFIN20060313_000229_000000432045_00488_21083_8192.N1	13-MAR-2006 00:02:29	Dark	43.000	155	41Pi Sgr	2.9000	6600.0	86	21083	No
2	GOM_NL__2PRFIN20060313_000428_000000462045_00488_21083_8193.N1	13-MAR-2006 00:04:28	Dark	45.500	57	34Sig Sgr	2.0660	26000.	91	21083	No
3	GOM_NL__2PRFIN20060313_000752_000000442045_00488_21083_8194.N1	13-MAR-2006 00:07:52	Dark	43.500	38	20Eps Sgr	1.8360	11000.	87	21083	No
4	GOM_NL__2PRFIN20060313_001403_000000422045_00489_21084_8350.N1	13-MAR-2006 00:14:03	Dark	42.000	141	Bet Ara	2.8400	4600.0	84	21084	No
5	GOM_NL__2PRFIN20060313_001751_000000402045_00489_21084_8351.N1	13-MAR-2006 00:17:51	Dark	39.500	134	Bet TrA	2.8100	6600.0	79	21084	No
6	GOM_NL__2PRFIN20060313_002034_000000512045_00489_21084_8352.N1	13-MAR-2006 00:20:34	Dark	50.500	4	Alp1Cen	-0.010000	5800.0	101	21084	No
7	GOM_NL__2PRFIN20060313_002149_000000432045_00489_21084_8353.N1	13-MAR-2006 00:21:49	Dark	42.500	10	Bet Cen	0.61000	28000.	85	21084	No
8	GOM_NL__2PRFIN20060313_002409_000000422045_00489_21084_8354.N1	13-MAR-2006 00:24:09	Dark	42.000	20	Bet Cru	1.2530	30000.	84	21084	No
9	GOM_NL__2PRFIN20060313_002648_000000422045_00489_21084_8355.N1	13-MAR-2006 00:26:48	Straylight	42.000	64	Gam Cen	2.2000	10600.	84	21084	No
10	GOM_NL__2PRFIN20060313_004911_000000392045_00489_21084_8356.N1	13-MAR-2006 00:49:11	Bright	38.500	51	41Gam1Leo	2.0100	4500.0	77	21084	No
11	GOM_NL__2PRFIN20060313_005711_000000402045_00489_21084_8357.N1	13-MAR-2006 00:57:11	Bright	40.000	174	52Psi UMa	3.0040	4400.0	80	21084	No
12	GOM_NL__2PRFIN20060313_010019_000000362045_00489_21084_8358.N1	13-MAR-2006 01:00:19	Bright	36.000	82	48Bet UMa	2.3650	10600.	72	21084	No
13	GOM_NL__2PRFIN20060313_010146_000000382045_00489_21084_8359.N1	13-MAR-2006 01:01:46	Bright	37.500	36	50Alp UMa	1.8000	6300.0	75	21084	No
14	GOM_NL__2PRFIN20060313_010858_000000342045_00489_21084_8360.N1	13-MAR-2006 01:08:58	Bright	34.000	49	1Alp UMi	1.9900	6300.0	68	21084	No
15	GOM_NL__2PRFIN20060313_011643_000000342045_00489_21084_8361.N1	13-MAR-2006 01:16:43	Bright	33.500	89	5Alp Cep	2.4510	8000.0	67	21084	No
16	GOM_NL__2PRFIN20060313_012149_000000372045_00489_21084_8362.N1	13-MAR-2006 01:21:49	Bright	37.000	19	50Alp Cyg	1.2460	10500.	74	21084	No
17	GOM_NL__2PRFIN20060313_012323_000000372045_00489_21084_8363.N1	13-MAR-2006 01:23:23	Bright	36.500	66	37Gam Cyg	2.2080	5900.0	73	21084	No
18	GOM_NL__2PRFIN20060313_012503_000000352045_00489_21084_8364.N1	13-MAR-2006 01:25:03	Bright	34.500	92	53Eps Cyg	2.5000	4500.0	69	21084	No
19	GOM_NL__2PRFIN20060313_013311_000000472045_00489_21084_8365.N1	13-MAR-2006 01:33:11	Twilight_stray	47.000	11	53Alp Aql	0.76500	8000.0	94	21084	No
20	GOM_NL__2PRFIN20060313_014305_000000462045_00489_21084_8366.N1	13-MAR-2006 01:43:05	Dark	45.500	155	41Pi Sgr	2.9000	6600.0	91	21084	No
21	GOM_NL__2PRFIN20060313_014505_000000432045_00489_21084_8367.N1	13-MAR-2006 01:45:05	Dark	43.000	57	34Sig Sgr	2.0660	26000.	86	21084	No
22	GOM_NL__2PRFIN20060313_014828_000000462045_00489_21084_8368.N1	13-MAR-2006 01:48:28	Dark	45.500	38	20Eps Sgr	1.8360	11000.	91	21084	No
23	GOM_NL__2PRFIN20060313_015440_000000422045_00490_21085_8163.N1	13-MAR-2006 01:54:40	Dark	41.500	141	Bet Ara	2.8400	4600.0	83	21085	No
24	GOM_NL__2PRFIN20060313_015828_000000402045_00490_21085_8164.N1	13-MAR-2006 01:58:28	Dark	39.500	134	Bet TrA	2.8100	6600.0	79	21085	No
25	GOM_NL__2PRFIN20060313_020111_000000522045_00490_21085_8165.N1	13-MAR-2006 02:01:11	Dark	51.500	4	Alp1Cen	-0.010000	5800.0	103	21085	No
26	GOM_NL__2PRFIN20060313_020226_000000442045_00490_21085_8166.N1	13-MAR-2006 02:02:26	Dark	43.500	10	Bet Cen	0.61000	28000.	87	21085	No
27	GOM_NL__2PRFIN20060313_020445_000000442045_00490_21085_8167.N1	13-MAR-2006 02:04:45	Dark	44.000	20	Bet Cru	1.2530	30000.	88	21085	No
28	GOM_NL__2PRFIN20060313_020725_000000432045_00490_21085_8168.N1	13-MAR-2006 02:07:25	Straylight	42.500	64	Gam Cen	2.2000	10600.	85	21085	No
29	GOM_NL__2PRFIN20060313_022947_000000392045_00490_21085_8169.N1	13-MAR-2006 02:29:47	Bright	38.500	51	41Gam1Leo	2.0100	4500.0	77	21085	No
30	GOM_NL__2PRFIN20060313_023747_000000402045_00490_21085_8170.N1	13-MAR-2006 02:37:47	Bright	40.000	174	52Psi UMa	3.0040	4400.0	80	21085	No
31	GOM_NL__2PRFIN20060313_024054_000000372045_00490_21085_8171.N1	13-MAR-2006 02:40:54	Bright	37.000	82	48Bet UMa	2.3650	10600.	74	21085	No
32	GOM_NL__2PRFIN20060313_024222_000000382045_00490_21085_8172.N1	13-MAR-2006 02:42:22	Bright	37.500	36	50Alp UMa	1.8000	6300.0	75	21085	No
33	GOM_NL__2PRFIN20060313_024934_000000352045_00490_21085_8173.N1	13-MAR-2006 02:49:34	Bright	35.000	49	1Alp UMi	1.9900	6300.0	70	21085	No
34	GOM_NL__2PRFIN20060313_025719_000000362045_00490_21085_8174.N1	13-MAR-2006 02:57:19	Bright	36.000	89	5Alp Cep	2.4510	8000.0	72	21085	No
35	GOM_NL__2PRFIN20060313_030225_000000382045_00490_21085_8175.N1	13-MAR-2006 03:02:25	Bright	38.000	19	50Alp Cyg	1.2460	10500.	76	21085	No
36	GOM_NL__2PRFIN20060313_030359_000000362045_00490_21085_8176.N1	13-MAR-2006 03:03:59	Bright	36.000	66	37Gam Cyg	2.2080	5900.0	72	21085	No
37	GOM_NL__2PRFIN20060313_030539_000000352045_00490_21085_8177.N1	13-MAR-2006 03:05:39	Bright	35.000	92	53Eps Cyg	2.5000	4500.0	70	21085	No
38	GOM_NL__2PRFIN20060313_031347_000000502045_00490_21085_8178.N1	13-MAR-2006 03:13:47	Twilight_stray	49.500	11	53Alp Aql	0.76500	8000.0	99	21085	No
39	GOM_NL__2PRFIN20060313_032342_000000432045_00490_21085_8179.N1	13-MAR-2006 03:23:42	Dark	43.000	155	41Pi Sgr	2.9000	6600.0	86	21085	No
40	GOM_NL__2PRFIN20060313_032541_000000482045_00490_21085_8180.N1	13-MAR-2006 03:25:41	Dark	47.500	57	34Sig Sgr	2.0660	26000.	95	21085	No
41	GOM_NL__2PRFIN20060313_032905_000000442045_00490_21085_8181.N1	13-MAR-2006 03:29:05	Dark	43.500	38	20Eps Sgr	1.8360	11000.	87	21085	No
42	GOM_NL__2PRFIN20060313_033517_000000432045_00491_21086_8163.N1	13-MAR-2006 03:35:17	Dark	43.000	141	Bet Ara	2.8400	4600.0	86	21086	No

43	GOM_NL__2PRFIN20060313_033904_000000392045_00491_21086_8164.N1	13-MAR-2006 03:39:04	Dark	39.000	134	Bet TrA	2.8100	6600.0	78	21086	No
44	GOM_NL__2PRFIN20060313_034147_000000452045_00491_21086_8165.N1	13-MAR-2006 03:41:47	Dark	45.000	4	Alp1Cen	-0.010000	5800.0	90	21086	No
45	GOM_NL__2PRFIN20060313_034302_000000452045_00491_21086_8166.N1	13-MAR-2006 03:43:02	Dark	44.500	10	Bet Cen	0.61000	28000.	89	21086	No
46	GOM_NL__2PRFIN20060313_034522_000000422045_00491_21086_8167.N1	13-MAR-2006 03:45:22	Dark	42.000	20	Bet Cru	1.2530	30000.	84	21086	No
47	GOM_NL__2PRFIN20060313_034801_000000472045_00491_21086_8168.N1	13-MAR-2006 03:48:01	Straylight	47.000	64	Gam Cen	2.2000	10600.	94	21086	No
48	GOM_NL__2PRFIN20060313_040804_000000392045_00491_21086_8169.N1	13-MAR-2006 04:08:04	Bright	38.500	22	32Alp Leo	1.3600	15200.	77	21086	No
49	GOM_NL__2PRFIN20060313_041023_000000392045_00491_21086_8170.N1	13-MAR-2006 04:10:23	Bright	38.500	51	41Gam1Leo	2.0100	4500.0	77	21086	No
50	GOM_NL__2PRFIN20060313_041822_000000402045_00491_21086_8171.N1	13-MAR-2006 04:18:22	Bright	39.500	174	52Psi UMa	3.0040	4400.0	79	21086	No
51	GOM_NL__2PRFIN20060313_042130_000000382045_00491_21086_8172.N1	13-MAR-2006 04:21:30	Bright	37.500	82	48Bet UMa	2.3650	10600.	75	21086	No
52	GOM_NL__2PRFIN20060313_042258_000000392045_00491_21086_8173.N1	13-MAR-2006 04:22:58	Bright	38.500	36	50Alp UMa	1.8000	6300.0	77	21086	No
53	GOM_NL__2PRFIN20060313_043010_000000332045_00491_21086_8174.N1	13-MAR-2006 04:30:10	Bright	32.500	49	1Alp UMi	1.9900	6300.0	65	21086	No
54	GOM_NL__2PRFIN20060313_043755_000000362045_00491_21086_8175.N1	13-MAR-2006 04:37:55	Bright	35.500	89	5Alp Cep	2.4510	8000.0	71	21086	No
55	GOM_NL__2PRFIN20060313_044301_000000342045_00491_21086_8176.N1	13-MAR-2006 04:43:01	Bright	33.500	19	50Alp Cyg	1.2460	10500.	67	21086	No
56	GOM_NL__2PRFIN20060313_044435_000000372045_00491_21086_8177.N1	13-MAR-2006 04:44:35	Bright	37.000	66	37Gam Cyg	2.2080	5900.0	74	21086	No
57	GOM_NL__2PRFIN20060313_044615_000000372045_00491_21086_8178.N1	13-MAR-2006 04:46:15	Bright	36.500	92	53Eps Cyg	2.5000	4500.0	73	21086	No
58	GOM_NL__2PRFIN20060313_045424_000000512045_00491_21086_8179.N1	13-MAR-2006 04:54:24	Tw_i_and_stray	50.500	11	53Alp Aql	0.76500	8000.0	101	21086	No
59	GOM_NL__2PRFIN20060313_050419_000000462045_00491_21086_8180.N1	13-MAR-2006 05:04:19	Dark	46.000	155	41Pi Sgr	2.9000	6600.0	92	21086	No
60	GOM_NL__2PRFIN20060313_050618_000000442045_00491_21086_8181.N1	13-MAR-2006 05:06:18	Dark	43.500	57	34Sig Sgr	2.0660	26000.	87	21086	No
61	GOM_NL__2PRFIN20060313_050942_000000472045_00491_21086_8182.N1	13-MAR-2006 05:09:42	Dark	47.000	38	20Eps Sgr	1.8360	11000.	94	21086	No
62	GOM_NL__2PRFIN20060313_051553_000000502045_00492_21087_8163.N1	13-MAR-2006 05:15:53	Dark	49.500	141	Bet Ara	2.8400	4600.0	99	21087	No
63	GOM_NL__2PRFIN20060313_051941_000000392045_00492_21087_8164.N1	13-MAR-2006 05:19:41	Dark	38.500	134	Bet TrA	2.8100	6600.0	77	21087	No
64	GOM_NL__2PRFIN20060313_052224_000000562045_00492_21087_8165.N1	13-MAR-2006 05:22:24	Dark	56.000	4	Alp1Cen	-0.010000	5800.0	112	21087	No
65	GOM_NL__2PRFIN20060313_052339_000000432045_00492_21087_8166.N1	13-MAR-2006 05:23:39	Dark	43.000	10	Bet Cen	0.61000	28000.	86	21087	No
66	GOM_NL__2PRFIN20060313_052558_000000432045_00492_21087_8167.N1	13-MAR-2006 05:25:58	Dark	43.000	20	Bet Cru	1.2530	30000.	86	21087	No
67	GOM_NL__2PRFIN20060313_052838_000000442045_00492_21087_8168.N1	13-MAR-2006 05:28:38	Straylight	43.500	64	Gam Cen	2.2000	10600.	87	21087	No
68	GOM_NL__2PRFIN20060313_054840_000000382045_00492_21087_8169.N1	13-MAR-2006 05:48:40	Bright	38.000	22	32Alp Leo	1.3600	15200.	76	21087	No
69	GOM_NL__2PRFIN20060313_055059_000000392045_00492_21087_8170.N1	13-MAR-2006 05:50:59	Bright	38.500	51	41Gam1Leo	2.0100	4500.0	77	21087	No
70	GOM_NL__2PRFIN20060313_055858_000000402045_00492_21087_8171.N1	13-MAR-2006 05:58:58	Bright	40.000	174	52Psi UMa	3.0040	4400.0	80	21087	No
71	GOM_NL__2PRFIN20060313_060205_000000382045_00492_21087_8172.N1	13-MAR-2006 06:02:05	Bright	37.500	82	48Bet UMa	2.3650	10600.	75	21087	No
72	GOM_NL__2PRFIN20060313_060334_000000402045_00492_21087_8173.N1	13-MAR-2006 06:03:34	Bright	40.000	36	50Alp UMa	1.8000	6300.0	80	21087	No
73	GOM_NL__2PRFIN20060313_061046_000000362045_00492_21087_8174.N1	13-MAR-2006 06:10:46	Bright	35.500	49	1Alp UMi	1.9900	6300.0	71	21087	No
74	GOM_NL__2PRFIN20060313_061831_000000362045_00492_21087_8175.N1	13-MAR-2006 06:18:31	Bright	36.000	89	5Alp Cep	2.4510	8000.0	72	21087	No
75	GOM_NL__2PRFIN20060313_062337_000000372045_00492_21087_8176.N1	13-MAR-2006 06:23:37	Bright	37.000	19	50Alp Cyg	1.2460	10500.	74	21087	No
76	GOM_NL__2PRFIN20060313_062511_000000352045_00492_21087_8177.N1	13-MAR-2006 06:25:11	Bright	34.500	66	37Gam Cyg	2.2080	5900.0	69	21087	No
77	GOM_NL__2PRFIN20060313_062652_000000342045_00492_21087_8178.N1	13-MAR-2006 06:26:52	Bright	33.500	92	53Eps Cyg	2.5000	4500.0	67	21087	No
78	GOM_NL__2PRFIN20060313_063500_000000532045_00492_21087_8179.N1	13-MAR-2006 06:35:00	Tw_i_and_stray	53.000	11	53Alp Aql	0.76500	8000.0	106	21087	No
79	GOM_NL__2PRFIN20060313_064456_000000462045_00492_21087_8180.N1	13-MAR-2006 06:44:56	Dark	46.000	155	41Pi Sgr	2.9000	6600.0	92	21087	No
80	GOM_NL__2PRFIN20060313_064655_000000462045_00492_21087_8181.N1	13-MAR-2006 06:46:55	Dark	46.000	57	34Sig Sgr	2.0660	26000.	92	21087	No
81	GOM_NL__2PRFIN20060313_065019_000000432045_00492_21087_8182.N1	13-MAR-2006 06:50:19	Dark	43.000	38	20Eps Sgr	1.8360	11000.	86	21087	No
82	GOM_NL__2PRFIN20060313_065630_000000422045_00493_21088_8163.N1	13-MAR-2006 06:56:30	Dark	42.000	141	Bet Ara	2.8400	4600.0	84	21088	No
83	GOM_NL__2PRFIN20060313_070017_000000392045_00493_21088_8164.N1	13-MAR-2006 07:00:17	Dark	38.500	134	Bet TrA	2.8100	6600.0	77	21088	No
84	GOM_NL__2PRFIN20060313_070301_000000572045_00493_21088_8165.N1	13-MAR-2006 07:03:01	Dark	56.500	4	Alp1Cen	-0.010000	5800.0	113	21088	No
85	GOM_NL__2PRFIN20060313_070415_000000472045_00493_21088_8166.N1	13-MAR-2006 07:04:15	Dark	47.000	10	Bet Cen	0.61000	28000.	94	21088	No
86	GOM_NL__2PRFIN20060313_070634_000000462045_00493_21088_8167.N1	13-MAR-2006 07:06:34	Dark	45.500	20	Bet Cru	1.2530	30000.	91	21088	No
87	GOM_NL__2PRFIN20060313_070914_000000452045_00493_21088_8168.N1	13-MAR-2006 07:09:14	Straylight	45.000	64	Gam Cen	2.2000	10600.	90	21088	No
88	GOM_NL__2PRFIN20060313_072916_000000382045_00493_21088_8169.N1	13-MAR-2006 07:29:16	Bright	38.000	22	32Alp Leo	1.3600	15200.	76	21088	No
89	GOM_NL__2PRFIN20060313_073135_000000392045_00493_21088_8170.N1	13-MAR-2006 07:31:35	Bright	38.500	51	41Gam1Leo	2.0100	4500.0	77	21088	No
90	GOM_NL__2PRFIN20060313_073934_000000402045_00493_21088_8171.N1	13-MAR-2006 07:39:34	Bright	39.500	174	52Psi UMa	3.0040	4400.0	79	21088	No
91	GOM_NL__2PRFIN20060313_074241_000000382045_00493_21088_8172.N1	13-MAR-2006 07:42:41	Bright	37.500	82	48Bet UMa	2.3650	10600.	75	21088	No
92	GOM_NL__2PRFIN20060313_074409_000000372045_00493_21088_8173.N1	13-MAR-2006 07:44:09	Bright	36.500	36	50Alp UMa	1.8000	6300.0	73	21088	No
93	GOM_NL__2PRFIN20060313_075122_000000352045_00493_21088_8174.N1	13-MAR-2006 07:51:22	Bright	35.000	49	1Alp UMi	1.9900	6300.0	70	21088	No
94	GOM_NL__2PRFIN20060313_075907_000000342045_00493_21088_8175.N1	13-MAR-2006 07:59:07	Bright	34.000	89	5Alp Cep	2.4510	8000.0	68	21088	No
95	GOM_NL__2PRFIN20060313_080413_000000352045_00493_21088_8176.N1	13-MAR-2006 08:04:13	Bright	34.500	19	50Alp Cyg	1.2460	10500.	69	21088	No
96	GOM_NL__2PRFIN20060313_080547_000000382045_00493_21088_8177.N1	13-MAR-2006 08:05:47	Bright	37.500	66	37Gam Cyg	2.2080	5900.0	75	21088	No
97	GOM_NL__2PRFIN20060313_080728_000000362045_00493_21088_8178.N1	13-MAR-2006 08:07:28	Bright	36.000	92	53Eps Cyg	2.5000	4500.0	72	21088	No
98	GOM_NL__2PRFIN20060313_081537_000000502045_00493_21088_8179.N1	13-MAR-2006 08:15:37	Tw_i_and_stray	50.000	11	53Alp Aql	0.76500	8000.0	100	21088	No
99	GOM_NL__2PRFIN20060313_082532_000000462045_00493_21088_8180.N1	13-MAR-2006 08:25:32	Dark	46.000	155	41Pi Sgr	2.9000	6600.0	92	21088	No
100	GOM_NL__2PRFIN20060313_082732_000000492045_00493_21088_8181.N1	13-MAR-2006 08:27:32	Dark	49.000	57	34Sig Sgr	2.0660	26000.	98	21088	No
101	GOM_NL__2PRFIN20060313_083056_000000562045_00493_21088_8182.N1	13-MAR-2006 08:30:56	Dark	55.500	38	20Eps Sgr	1.8360	11000.	111	21088	No

102	GOM_NL__2PRFIN20060313_083706_000000402045_00494_21089_8163.N1	13-MAR-2006 08:37:06	Dark	40.000	141	Bet Ara	2.8400	4600.0	80	21089	No
103	GOM_NL__2PRFIN20060313_084054_000000392045_00494_21089_8164.N1	13-MAR-2006 08:40:54	Dark	38.500	134	Bet TrA	2.8100	6600.0	77	21089	No
104	GOM_NL__2PRFIN20060313_084337_000000462045_00494_21089_8165.N1	13-MAR-2006 08:43:37	Dark	46.000	4	Alp1Cen	-0.010000	5800.0	92	21089	No
105	GOM_NL__2PRFIN20060313_084452_000000462045_00494_21089_8166.N1	13-MAR-2006 08:44:52	Dark	46.000	10	Bet Cen	0.61000	28000.	92	21089	No
106	GOM_NL__2PRFIN20060313_084711_000000452045_00494_21089_8167.N1	13-MAR-2006 08:47:11	Dark	44.500	20	Bet Cru	1.2530	30000.	89	21089	No
107	GOM_NL__2PRFIN20060313_084951_000000412045_00494_21089_8168.N1	13-MAR-2006 08:49:51	Straylight	41.000	64	Gam Cen	2.2000	10600.	82	21089	No
108	GOM_NL__2PRFIN20060313_090952_000000382045_00494_21089_8169.N1	13-MAR-2006 09:09:52	Bright	37.500	22	32Alp Leo	1.3600	15200.	75	21089	No
109	GOM_NL__2PRFIN20060313_091211_000000402045_00494_21089_8170.N1	13-MAR-2006 09:12:11	Bright	39.500	51	41Gam1Leo	2.0100	4500.0	79	21089	No
110	GOM_NL__2PRFIN20060313_092009_000000402045_00494_21089_8171.N1	13-MAR-2006 09:20:09	Bright	40.000	174	52Psi UMa	3.0040	4400.0	80	21089	No
111	GOM_NL__2PRFIN20060313_092317_000000382045_00494_21089_8172.N1	13-MAR-2006 09:23:17	Bright	38.000	82	48Bet UMa	2.3650	10600.	76	21089	No
112	GOM_NL__2PRFIN20060313_092445_000000392045_00494_21089_8173.N1	13-MAR-2006 09:24:45	Bright	38.500	36	50Alp UMa	1.8000	6300.0	77	21089	No
113	GOM_NL__2PRFIN20060313_093158_000000352045_00494_21089_8174.N1	13-MAR-2006 09:31:58	Bright	35.000	49	1Alp UMi	1.9900	6300.0	70	21089	No
114	GOM_NL__2PRFIN20060313_093943_000000422045_00494_21089_8175.N1	13-MAR-2006 09:39:43	Bright	42.000	89	5Alp Cep	2.4510	8000.0	84	21089	No
115	GOM_NL__2PRFIN20060313_094449_000000372045_00494_21089_8176.N1	13-MAR-2006 09:44:49	Bright	37.000	19	50Alp Cyg	1.2460	10500.	74	21089	No
116	GOM_NL__2PRFIN20060313_094623_000000382045_00494_21089_8177.N1	13-MAR-2006 09:46:23	Bright	37.500	66	37Gam Cyg	2.2080	5900.0	75	21089	No
117	GOM_NL__2PRFIN20060313_094804_000000352045_00494_21089_8178.N1	13-MAR-2006 09:48:04	Bright	35.000	92	53Eps Cyg	2.5000	4500.0	70	21089	No
118	GOM_NL__2PRFIN20060313_095613_000000532045_00494_21089_8179.N1	13-MAR-2006 09:56:13	Tw_i_and_stray	52.500	11	53Alp Aql	0.76500	8000.0	105	21089	No
119	GOM_NL__2PRFIN20060313_100609_000000452045_00494_21089_8180.N1	13-MAR-2006 10:06:09	Dark	44.500	155	41Pi Sgr	2.9000	6600.0	89	21089	No
120	GOM_NL__2PRFIN20060313_100808_000000442045_00494_21089_8181.N1	13-MAR-2006 10:08:08	Dark	43.500	57	34Sig Sgr	2.0660	26000.	87	21089	No
121	GOM_NL__2PRFIN20060313_101132_000000462045_00494_21089_8182.N1	13-MAR-2006 10:11:32	Dark	46.000	38	20Eps Sgr	1.8360	11000.	92	21089	No
122	GOM_NL__2PRFIN20060313_101743_000000412045_00495_21090_8163.N1	13-MAR-2006 10:17:43	Dark	41.000	141	Bet Ara	2.8400	4600.0	82	21090	No
123	GOM_NL__2PRFIN20060313_102130_000000402045_00495_21090_8164.N1	13-MAR-2006 10:21:30	Dark	39.500	134	Bet TrA	2.8100	6600.0	79	21090	No
124	GOM_NL__2PRFIN20060313_102413_000000432045_00495_21090_8165.N1	13-MAR-2006 10:24:13	Dark	42.500	4	Alp1Cen	-0.010000	5800.0	85	21090	No
125	GOM_NL__2PRFIN20060313_102528_000000502045_00495_21090_8166.N1	13-MAR-2006 10:25:28	Dark	50.000	10	Bet Cen	0.61000	28000.	100	21090	No
126	GOM_NL__2PRFIN20060313_102747_000000432045_00495_21090_8167.N1	13-MAR-2006 10:27:47	Dark	43.000	20	Bet Cru	1.2530	30000.	86	21090	No
127	GOM_NL__2PRFIN20060313_103027_000000422045_00495_21090_8168.N1	13-MAR-2006 10:30:27	Straylight	41.500	64	Gam Cen	2.2000	10600.	83	21090	No
128	GOM_NL__2PRFIN20060313_105028_000000382045_00495_21090_8169.N1	13-MAR-2006 10:50:28	Bright	38.000	22	32Alp Leo	1.3600	15200.	76	21090	No
129	GOM_NL__2PRFIN20060313_105246_000000392045_00495_21090_8170.N1	13-MAR-2006 10:52:46	Bright	39.000	51	41Gam1Leo	2.0100	4500.0	78	21090	No
130	GOM_NL__2PRFIN20060313_110045_000000412045_00495_21090_8171.N1	13-MAR-2006 11:00:45	Bright	41.000	174	52Psi UMa	3.0040	4400.0	82	21090	No
131	GOM_NL__2PRFIN20060313_110352_000000382045_00495_21090_8172.N1	13-MAR-2006 11:03:52	Bright	38.000	82	48Bet UMa	2.3650	10600.	76	21090	No
132	GOM_NL__2PRFIN20060313_110520_000000382045_00495_21090_8173.N1	13-MAR-2006 11:05:20	Bright	37.500	36	50Alp UMa	1.8000	6300.0	75	21090	No
133	GOM_NL__2PRFIN20060313_111234_000000352045_00495_21090_8174.N1	13-MAR-2006 11:12:34	Bright	34.500	49	1Alp UMi	1.9900	6300.0	69	21090	No
134	GOM_NL__2PRFIN20060313_112019_000000332045_00495_21090_8175.N1	13-MAR-2006 11:20:19	Bright	33.000	89	5Alp Cep	2.4510	8000.0	66	21090	No
135	GOM_NL__2PRFIN20060313_112525_000000352045_00495_21090_8176.N1	13-MAR-2006 11:25:25	Bright	35.000	19	50Alp Cyg	1.2460	10500.	70	21090	No
136	GOM_NL__2PRFIN20060313_112659_000000372045_00495_21090_8177.N1	13-MAR-2006 11:26:59	Bright	36.500	66	37Gam Cyg	2.2080	5900.0	73	21090	No
137	GOM_NL__2PRFIN20060313_112840_000000352045_00495_21090_8178.N1	13-MAR-2006 11:28:40	Bright	34.500	92	53Eps Cyg	2.5000	4500.0	69	21090	No
138	GOM_NL__2PRFIN20060313_113649_000000502045_00495_21090_8179.N1	13-MAR-2006 11:36:49	Tw_i_and_stray	49.500	11	53Alp Aql	0.76500	8000.0	99	21090	No
139	GOM_NL__2PRFIN20060313_114645_000000462045_00495_21090_8180.N1	13-MAR-2006 11:46:45	Dark	45.500	155	41Pi Sgr	2.9000	6600.0	91	21090	No
140	GOM_NL__2PRFIN20060313_114845_000000432045_00495_21090_8181.N1	13-MAR-2006 11:48:45	Dark	43.000	57	34Sig Sgr	2.0660	26000.	86	21090	No
141	GOM_NL__2PRFIN20060313_115209_000000442045_00495_21090_8182.N1	13-MAR-2006 11:52:09	Dark	43.500	38	20Eps Sgr	1.8360	11000.	87	21090	No
142	GOM_NL__2PRFIN20060313_115820_000000422045_00496_21091_8163.N1	13-MAR-2006 11:58:20	Dark	42.000	141	Bet Ara	2.8400	4600.0	84	21091	No
143	GOM_NL__2PRFIN20060313_120207_000000392045_00496_21091_8164.N1	13-MAR-2006 12:02:07	Dark	38.500	134	Bet TrA	2.8100	6600.0	77	21091	No
144	GOM_NL__2PRFIN20060313_120450_000000432045_00496_21091_8165.N1	13-MAR-2006 12:04:50	Dark	43.000	4	Alp1Cen	-0.010000	5800.0	86	21091	No
145	GOM_NL__2PRFIN20060313_120605_000000512045_00496_21091_8166.N1	13-MAR-2006 12:06:05	Dark	50.500	10	Bet Cen	0.61000	28000.	101	21091	No
146	GOM_NL__2PRFIN20060313_120823_000000392045_00496_21091_8167.N1	13-MAR-2006 12:08:23	Dark	39.000	20	Bet Cru	1.2530	30000.	78	21091	No
147	GOM_NL__2PRFIN20060313_121103_000000402045_00496_21091_8168.N1	13-MAR-2006 12:11:03	Straylight	39.500	64	Gam Cen	2.2000	10600.	79	21091	No
148	GOM_NL__2PRFIN20060313_123104_000000382045_00496_21091_8169.N1	13-MAR-2006 12:31:04	Bright	37.500	22	32Alp Leo	1.3600	15200.	75	21091	No
149	GOM_NL__2PRFIN20060313_123322_000000382045_00496_21091_8170.N1	13-MAR-2006 12:33:22	Bright	37.500	51	41Gam1Leo	2.0100	4500.0	75	21091	No
150	GOM_NL__2PRFIN20060313_124120_000000402045_00496_21091_8171.N1	13-MAR-2006 12:41:20	Bright	39.500	174	52Psi UMa	3.0040	4400.0	79	21091	No
151	GOM_NL__2PRFIN20060313_124428_000000382045_00496_21091_8172.N1	13-MAR-2006 12:44:28	Bright	38.000	82	48Bet UMa	2.3650	10600.	76	21091	No
152	GOM_NL__2PRFIN20060313_124556_000000392045_00496_21091_8173.N1	13-MAR-2006 12:45:56	Bright	39.000	36	50Alp UMa	1.8000	6300.0	78	21091	No
153	GOM_NL__2PRFIN20060313_125310_000000342045_00496_21091_8174.N1	13-MAR-2006 12:53:10	Bright	33.500	49	1Alp UMi	1.9900	6300.0	67	21091	No
154	GOM_NL__2PRFIN20060313_130055_000000362045_00496_21091_8175.N1	13-MAR-2006 13:00:55	Bright	35.500	89	5Alp Cep	2.4510	8000.0	71	21091	No
155	GOM_NL__2PRFIN20060313_130601_000000362045_00496_21091_8176.N1	13-MAR-2006 13:06:01	Bright	36.000	19	50Alp Cyg	1.2460	10500.	72	21091	No
156	GOM_NL__2PRFIN20060313_130735_000000382045_00496_21091_8177.N1	13-MAR-2006 13:07:35	Bright	38.000	66	37Gam Cyg	2.2080	5900.0	76	21091	No
157	GOM_NL__2PRFIN20060313_130916_000000362045_00496_21091_8178.N1	13-MAR-2006 13:09:16	Bright	35.500	92	53Eps Cyg	2.5000	4500.0	71	21091	No
158	GOM_NL__2PRFIN20060313_131725_000000532045_00496_21091_8179.N1	13-MAR-2006 13:17:25	Tw_i_and_stray	53.000	11	53Alp Aql	0.76500	8000.0	106	21091	No
159	GOM_NL__2PRFIN20060313_132722_000000442045_00496_21091_8180.N1	13-MAR-2006 13:27:22	Dark	44.000	155	41Pi Sgr	2.9000	6600.0	88	21091	No
160	GOM_NL__2PRFIN20060313_132922_000000432045_00496_21091_8181.N1	13-MAR-2006 13:29:22	Dark	42.500	57	34Sig Sgr	2.0660	26000.	85	21091	No

161	GOM_NL__2PRFIN20060313_133246_000000442045_00496_21091_8182.N1	13-MAR-2006 13:32:46	Dark	43.500	38	20Eps Sgr	1.8360	11000.	87	21091	No
162	GOM_NL__2PRFIN20060313_133856_000000412045_00497_21092_8163.N1	13-MAR-2006 13:38:56	Dark	41.000	141	Bet Ara	2.8400	4600.0	82	21092	No
163	GOM_NL__2PRFIN20060313_134243_000000402045_00497_21092_8164.N1	13-MAR-2006 13:42:43	Dark	40.000	134	Bet TrA	2.8100	6600.0	80	21092	No
164	GOM_NL__2PRFIN20060313_134526_000000432045_00497_21092_8165.N1	13-MAR-2006 13:45:26	Dark	43.000	4	Alp1Cen	-0.010000	5800.0	86	21092	No
165	GOM_NL__2PRFIN20060313_134641_000000422045_00497_21092_8166.N1	13-MAR-2006 13:46:41	Dark	42.000	10	Bet Cen	0.61000	28000.	84	21092	No
166	GOM_NL__2PRFIN20060313_134900_000000392045_00497_21092_8167.N1	13-MAR-2006 13:49:00	Dark	39.000	20	Bet Cru	1.2530	30000.	78	21092	No
167	GOM_NL__2PRFIN20060313_135140_000000412045_00497_21092_8168.N1	13-MAR-2006 13:51:40	Straylight	41.000	64	Gam Cen	2.2000	10600.	82	21092	No
168	GOM_NL__2PRFIN20060313_141140_000000382045_00497_21092_8169.N1	13-MAR-2006 14:11:40	Bright	37.500	22	32Alp Leo	1.3600	15200.	75	21092	No
169	GOM_NL__2PRFIN20060313_141358_000000392045_00497_21092_8170.N1	13-MAR-2006 14:13:58	Bright	38.500	51	41Gam1Leo	2.0100	4500.0	77	21092	No
170	GOM_NL__2PRFIN20060313_142156_000000412045_00497_21092_8171.N1	13-MAR-2006 14:21:56	Bright	40.500	174	52Psi UMa	3.0040	4400.0	81	21092	No
171	GOM_NL__2PRFIN20060313_142503_000000382045_00497_21092_8172.N1	13-MAR-2006 14:25:03	Bright	37.500	82	48Bet UMa	2.3650	10600.	75	21092	No
172	GOM_NL__2PRFIN20060313_142632_000000402045_00497_21092_8173.N1	13-MAR-2006 14:26:32	Bright	39.500	36	50Alp UMa	1.8000	6300.0	79	21092	No
173	GOM_NL__2PRFIN20060313_143346_000000362045_00497_21092_8174.N1	13-MAR-2006 14:33:46	Bright	36.000	49	1Alp UMi	1.9900	6300.0	72	21092	No
174	GOM_NL__2PRFIN20060313_144131_000000362045_00497_21092_8175.N1	13-MAR-2006 14:41:31	Bright	36.000	89	5Alp Cep	2.4510	8000.0	72	21092	No
175	GOM_NL__2PRFIN20060313_144637_000000362045_00497_21092_8176.N1	13-MAR-2006 14:46:37	Bright	35.500	19	50Alp Cyg	1.2460	10500.	71	21092	No
176	GOM_NL__2PRFIN20060313_144811_000000382045_00497_21092_8177.N1	13-MAR-2006 14:48:11	Bright	38.000	66	37Gam Cyg	2.2080	5900.0	76	21092	No
177	GOM_NL__2PRFIN20060313_144952_000000362045_00497_21092_8178.N1	13-MAR-2006 14:49:52	Bright	35.500	92	53Eps Cyg	2.5000	4500.0	71	21092	No
178	GOM_NL__2PRFIN20060313_145802_000000512045_00497_21092_8179.N1	13-MAR-2006 14:58:02	Tw_i_and_stray	50.500	11	53Alp Aql	0.76500	8000.0	101	21092	No
179	GOM_NL__2PRFIN20060313_150759_000000462045_00497_21092_8180.N1	13-MAR-2006 15:07:59	Dark	46.000	155	41Pi Sgr	2.9000	6600.0	92	21092	No
180	GOM_NL__2PRFIN20060313_150958_000000452045_00497_21092_8181.N1	13-MAR-2006 15:09:58	Dark	45.000	57	34Sig Sgr	2.0660	26000.	90	21092	No
181	GOM_NL__2PRFIN20060313_151323_000000542045_00497_21092_8182.N1	13-MAR-2006 15:13:23	Dark	54.000	38	20Eps Sgr	1.8360	11000.	108	21092	No
182	GOM_NL__2PRFIN20060313_151933_000000422045_00498_21093_8163.N1	13-MAR-2006 15:19:33	Dark	41.500	141	Bet Ara	2.8400	4600.0	83	21093	No
183	GOM_NL__2PRFIN20060313_152320_000000402045_00498_21093_8164.N1	13-MAR-2006 15:23:20	Dark	39.500	134	Bet TrA	2.8100	6600.0	79	21093	No
184	GOM_NL__2PRFIN20060313_152603_000000432045_00498_21093_8165.N1	13-MAR-2006 15:26:03	Dark	42.500	4	Alp1Cen	-0.010000	5800.0	85	21093	No
185	GOM_NL__2PRFIN20060313_152718_000000432045_00498_21093_8166.N1	13-MAR-2006 15:27:18	Dark	42.500	10	Bet Cen	0.61000	28000.	85	21093	No
186	GOM_NL__2PRFIN20060313_152936_000000372045_00498_21093_8167.N1	13-MAR-2006 15:29:36	Dark	37.000	20	Bet Cru	1.2530	30000.	74	21093	No
187	GOM_NL__2PRFIN20060313_153216_000000402045_00498_21093_8168.N1	13-MAR-2006 15:32:16	Straylight	40.000	64	Gam Cen	2.2000	10600.	80	21093	No
188	GOM_NL__2PRFIN20060313_155216_000000392045_00498_21093_8169.N1	13-MAR-2006 15:52:16	Bright	38.500	22	32Alp Leo	1.3600	15200.	77	21093	No
189	GOM_NL__2PRFIN20060313_155434_000000382045_00498_21093_8170.N1	13-MAR-2006 15:54:34	Bright	38.000	51	41Gam1Leo	2.0100	4500.0	76	21093	No
190	GOM_NL__2PRFIN20060313_160231_000000402045_00498_21093_8171.N1	13-MAR-2006 16:02:31	Bright	40.000	174	52Psi UMa	3.0040	4400.0	80	21093	No
191	GOM_NL__2PRFIN20060313_160539_000000372045_00498_21093_8172.N1	13-MAR-2006 16:05:39	Bright	37.000	82	48Bet UMa	2.3650	10600.	74	21093	No
192	GOM_NL__2PRFIN20060313_160707_000000382045_00498_21093_8173.N1	13-MAR-2006 16:07:07	Bright	37.500	36	50Alp UMa	1.8000	6300.0	75	21093	No
193	GOM_NL__2PRFIN20060313_161422_000000362045_00498_21093_8174.N1	13-MAR-2006 16:14:22	Bright	36.000	49	1Alp UMi	1.9900	6300.0	72	21093	No
194	GOM_NL__2PRFIN20060313_162207_000000352045_00498_21093_8175.N1	13-MAR-2006 16:22:07	Bright	35.000	89	5Alp Cep	2.4510	8000.0	70	21093	No
195	GOM_NL__2PRFIN20060313_162713_000000352045_00498_21093_8176.N1	13-MAR-2006 16:27:13	Bright	34.500	19	50Alp Cyg	1.2460	10500.	69	21093	No
196	GOM_NL__2PRFIN20060313_162847_000000372045_00498_21093_8177.N1	13-MAR-2006 16:28:47	Bright	36.500	66	37Gam Cyg	2.2080	5900.0	73	21093	No
197	GOM_NL__2PRFIN20060313_163028_000000342045_00498_21093_8178.N1	13-MAR-2006 16:30:28	Bright	34.000	92	53Eps Cyg	2.5000	4500.0	68	21093	No
198	GOM_NL__2PRFIN20060313_163838_000000492045_00498_21093_8179.N1	13-MAR-2006 16:38:38	Tw_i_and_stray	49.000	11	53Alp Aql	0.76500	8000.0	98	21093	No
199	GOM_NL__2PRFIN20060313_164835_000000442045_00498_21093_8180.N1	13-MAR-2006 16:48:35	Dark	44.000	155	41Pi Sgr	2.9000	6600.0	88	21093	No
200	GOM_NL__2PRFIN20060313_165035_000000452045_00498_21093_8181.N1	13-MAR-2006 16:50:35	Dark	45.000	57	34Sig Sgr	2.0660	26000.	90	21093	No
201	GOM_NL__2PRFIN20060313_165400_000000452045_00498_21093_8182.N1	13-MAR-2006 16:54:00	Dark	44.500	38	20Eps Sgr	1.8360	11000.	89	21093	No
202	GOM_NL__2PRFIN20060313_170009_000000482045_00499_21094_8183.N1	13-MAR-2006 17:00:09	Dark	47.500	141	Bet Ara	2.8400	4600.0	95	21094	No
203	GOM_NL__2PRFIN20060313_170356_000000382045_00499_21094_8184.N1	13-MAR-2006 17:03:56	Dark	37.500	134	Bet TrA	2.8100	6600.0	75	21094	No
204	GOM_NL__2PRFIN20060313_170639_000000502045_00499_21094_8185.N1	13-MAR-2006 17:06:39	Dark	50.000	4	Alp1Cen	-0.010000	5800.0	100	21094	No
205	GOM_NL__2PRFIN20060313_170754_000000402045_00499_21094_8186.N1	13-MAR-2006 17:07:54	Dark	39.500	10	Bet Cen	0.61000	28000.	79	21094	No
206	GOM_NL__2PRFIN20060313_171012_000000412045_00499_21094_8187.N1	13-MAR-2006 17:10:12	Dark	41.000	20	Bet Cru	1.2530	30000.	82	21094	No
207	GOM_NL__2PRFIN20060313_171253_000000472045_00499_21094_8188.N1	13-MAR-2006 17:12:53	Straylight	46.500	64	Gam Cen	2.2000	10600.	93	21094	No
208	GOM_NL__2PRFIN20060313_173252_000000392045_00499_21094_8189.N1	13-MAR-2006 17:32:52	Bright	38.500	22	32Alp Leo	1.3600	15200.	77	21094	No
209	GOM_NL__2PRFIN20060313_173510_000000382045_00499_21094_8190.N1	13-MAR-2006 17:35:10	Bright	38.000	51	41Gam1Leo	2.0100	4500.0	76	21094	No
210	GOM_NL__2PRFIN20060313_174307_000000402045_00499_21094_8191.N1	13-MAR-2006 17:43:07	Bright	39.500	174	52Psi UMa	3.0040	4400.0	79	21094	No
211	GOM_NL__2PRFIN20060313_174615_000000382045_00499_21094_8192.N1	13-MAR-2006 17:46:15	Bright	38.000	82	48Bet UMa	2.3650	10600.	76	21094	No
212	GOM_NL__2PRFIN20060313_174743_000000382045_00499_21094_8193.N1	13-MAR-2006 17:47:43	Bright	38.000	36	50Alp UMa	1.8000	6300.0	76	21094	No
213	GOM_NL__2PRFIN20060313_175458_000000352045_00499_21094_8194.N1	13-MAR-2006 17:54:58	Bright	35.000	49	1Alp UMi	1.9900	6300.0	70	21094	No
214	GOM_NL__2PRFIN20060313_180243_000000362045_00499_21094_8195.N1	13-MAR-2006 18:02:43	Bright	36.000	89	5Alp Cep	2.4510	8000.0	72	21094	No
215	GOM_NL__2PRFIN20060313_180749_000000342045_00499_21094_8196.N1	13-MAR-2006 18:07:49	Bright	33.500	19	50Alp Cyg	1.2460	10500.	67	21094	No
216	GOM_NL__2PRFIN20060313_180923_000000352045_00499_21094_8197.N1	13-MAR-2006 18:09:23	Bright	35.000	66	37Gam Cyg	2.2080	5900.0	70	21094	No
217	GOM_NL__2PRFIN20060313_181104_000000362045_00499_21094_8198.N1	13-MAR-2006 18:11:04	Bright	35.500	92	53Eps Cyg	2.5000	4500.0	71	21094	No
218	GOM_NL__2PRFIN20060313_181914_000000532045_00499_21094_8199.N1	13-MAR-2006 18:19:14	Tw_i_and_stray	52.500	11	53Alp Aql	0.76500	8000.0	105	21094	No
219	GOM_NL__2PRFIN20060313_182912_000000432045_00499_21094_8200.N1	13-MAR-2006 18:29:12	Dark	42.500	155	41Pi Sgr	2.9000	6600.0	85	21094	No

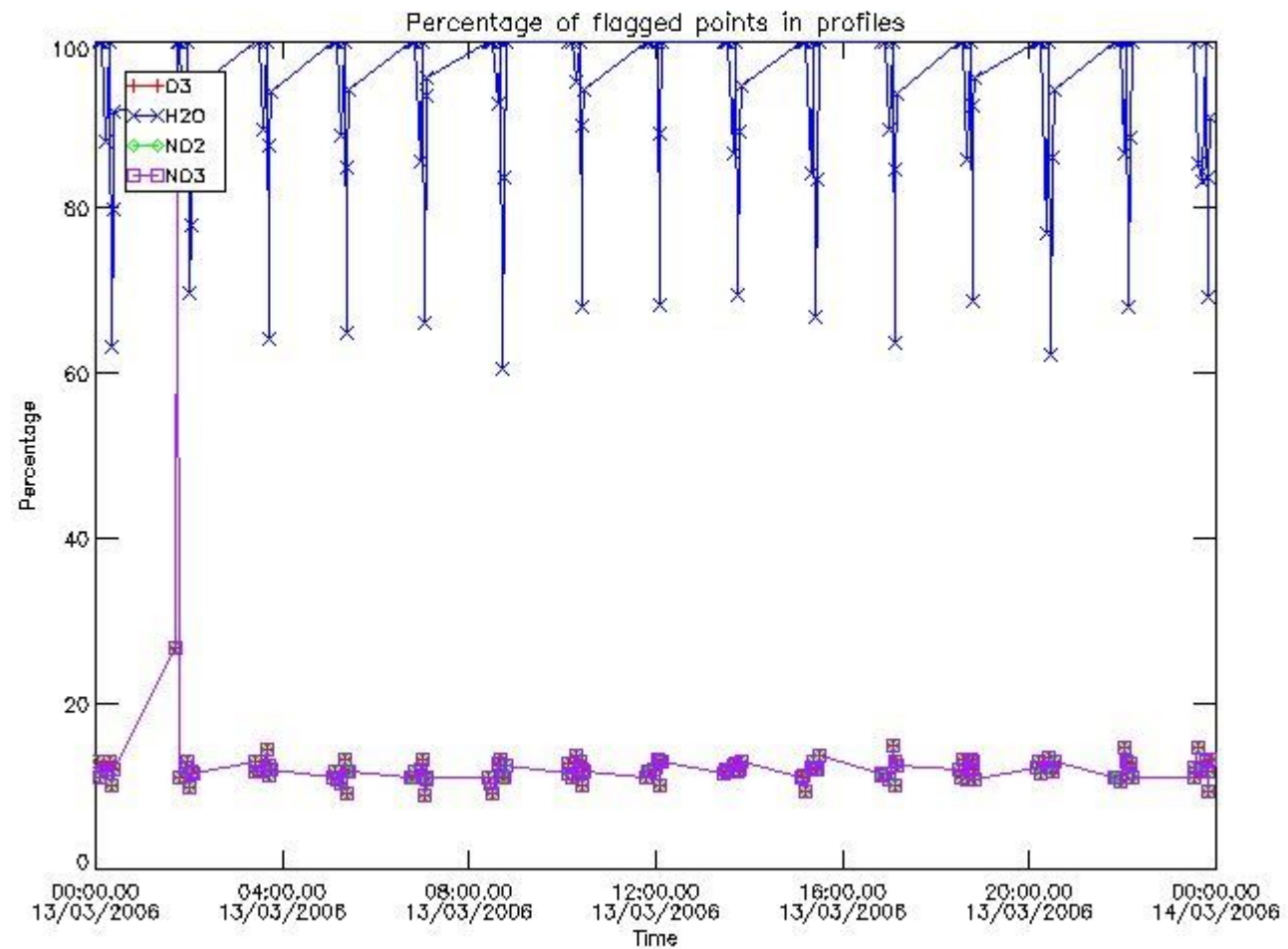
220	GOM_NL__2PRFIN20060313_183112_000000462045_00499_21094_8201.N1	13-MAR-2006 18:31:12	Dark	45.500	57	34Sig Sgr	2.0660	26000.	91	21094	No
221	GOM_NL__2PRFIN20060313_183437_000000462045_00499_21094_8202.N1	13-MAR-2006 18:34:37	Dark	46.000	38	20Eps Sgr	1.8360	11000.	92	21094	No
222	GOM_NL__2PRFIN20060313_184046_000000472045_00500_21095_8183.N1	13-MAR-2006 18:40:46	Dark	46.500	141	Bet Ara	2.8400	4600.0	93	21095	No
223	GOM_NL__2PRFIN20060313_184433_000000392045_00500_21095_8184.N1	13-MAR-2006 18:44:33	Dark	38.500	134	Bet TrA	2.8100	6600.0	77	21095	No
224	GOM_NL__2PRFIN20060313_184716_000000422045_00500_21095_8185.N1	13-MAR-2006 18:47:16	Dark	42.000	4	Alp1Cen	-0.010000	5800.0	84	21095	No
225	GOM_NL__2PRFIN20060313_184831_000000402045_00500_21095_8186.N1	13-MAR-2006 18:48:31	Dark	39.500	10	Bet Cen	0.61000	28000.	79	21095	No
226	GOM_NL__2PRFIN20060313_185049_000000482045_00500_21095_8187.N1	13-MAR-2006 18:50:49	Dark	47.500	20	Bet Cru	1.2530	30000.	95	21095	No
227	GOM_NL__2PRFIN20060313_185329_000000412045_00500_21095_8188.N1	13-MAR-2006 18:53:29	Straylight	40.500	64	Gam Cen	2.2000	10600.	81	21095	No
228	GOM_NL__2PRFIN20060313_191328_000000392045_00500_21095_8189.N1	13-MAR-2006 19:13:28	Bright	38.500	22	32Alp Leo	1.3600	15200.	77	21095	No
229	GOM_NL__2PRFIN20060313_191546_000000382045_00500_21095_8190.N1	13-MAR-2006 19:15:46	Bright	38.000	51	41Gam1Leo	2.0100	4500.0	76	21095	No
230	GOM_NL__2PRFIN20060313_192342_000000402045_00500_21095_8191.N1	13-MAR-2006 19:23:42	Bright	40.000	174	52Psi UMa	3.0040	4400.0	80	21095	No
231	GOM_NL__2PRFIN20060313_192650_000000382045_00500_21095_8192.N1	13-MAR-2006 19:26:50	Bright	38.000	82	48Bet UMa	2.3650	10600.	76	21095	No
232	GOM_NL__2PRFIN20060313_192819_000000412045_00500_21095_8193.N1	13-MAR-2006 19:28:19	Bright	40.500	36	50Alp UMa	1.8000	6300.0	81	21095	No
233	GOM_NL__2PRFIN20060313_193534_000000372045_00500_21095_8194.N1	13-MAR-2006 19:35:34	Bright	36.500	49	1Alp UMi	1.9900	6300.0	73	21095	No
234	GOM_NL__2PRFIN20060313_194319_000000352045_00500_21095_8195.N1	13-MAR-2006 19:43:19	Bright	34.500	89	5Alp Cep	2.4510	8000.0	69	21095	No
235	GOM_NL__2PRFIN20060313_194825_000000372045_00500_21095_8196.N1	13-MAR-2006 19:48:25	Bright	37.000	19	50Alp Cyg	1.2460	10500.	74	21095	No
236	GOM_NL__2PRFIN20060313_194959_000000352045_00500_21095_8197.N1	13-MAR-2006 19:49:59	Bright	35.000	66	37Gam Cyg	2.2080	5900.0	70	21095	No
237	GOM_NL__2PRFIN20060313_195140_000000342045_00500_21095_8198.N1	13-MAR-2006 19:51:40	Bright	33.500	92	53Eps Cyg	2.5000	4500.0	67	21095	No
238	GOM_NL__2PRFIN20060313_195951_000000492045_00500_21095_8199.N1	13-MAR-2006 19:59:51	Tw_i_and_stray	49.000	11	53Alp Aql	0.76500	8000.0	98	21095	No
239	GOM_NL__2PRFIN20060313_200949_000000422045_00500_21095_8200.N1	13-MAR-2006 20:09:49	Dark	41.500	155	41Pi Sgr	2.9000	6600.0	83	21095	No
240	GOM_NL__2PRFIN20060313_201149_000000432045_00500_21095_8201.N1	13-MAR-2006 20:11:49	Dark	43.000	57	34Sig Sgr	2.0660	26000.	86	21095	No
241	GOM_NL__2PRFIN20060313_201513_000000452045_00500_21095_8202.N1	13-MAR-2006 20:15:13	Dark	44.500	38	20Eps Sgr	1.8360	11000.	89	21095	No
242	GOM_NL__2PRFIN20060313_202123_000000422045_00501_21096_8183.N1	13-MAR-2006 20:21:23	Dark	41.500	141	Bet Ara	2.8400	4600.0	83	21096	No
243	GOM_NL__2PRFIN20060313_202509_000000382045_00501_21096_8184.N1	13-MAR-2006 20:25:09	Dark	37.500	134	Bet TrA	2.8100	6600.0	75	21096	No
244	GOM_NL__2PRFIN20060313_202752_000000462045_00501_21096_8185.N1	13-MAR-2006 20:27:52	Dark	45.500	4	Alp1Cen	-0.010000	5800.0	91	21096	No
245	GOM_NL__2PRFIN20060313_202907_000000442045_00501_21096_8186.N1	13-MAR-2006 20:29:07	Dark	43.500	10	Bet Cen	0.61000	28000.	87	21096	No
246	GOM_NL__2PRFIN20060313_203125_000000432045_00501_21096_8187.N1	13-MAR-2006 20:31:25	Dark	43.000	20	Bet Cru	1.2530	30000.	86	21096	No
247	GOM_NL__2PRFIN20060313_203405_000000402045_00501_21096_8188.N1	13-MAR-2006 20:34:05	Straylight	40.000	64	Gam Cen	2.2000	10600.	80	21096	No
248	GOM_NL__2PRFIN20060313_205404_000000372045_00501_21096_8189.N1	13-MAR-2006 20:54:04	Bright	36.500	22	32Alp Leo	1.3600	15200.	73	21096	No
249	GOM_NL__2PRFIN20060313_205622_000000372045_00501_21096_8190.N1	13-MAR-2006 20:56:22	Bright	37.000	51	41Gam1Leo	2.0100	4500.0	74	21096	No
250	GOM_NL__2PRFIN20060313_210418_000000412045_00501_21096_8191.N1	13-MAR-2006 21:04:18	Bright	41.000	174	52Psi UMa	3.0040	4400.0	82	21096	No
251	GOM_NL__2PRFIN20060313_210726_000000382045_00501_21096_8192.N1	13-MAR-2006 21:07:26	Bright	37.500	82	48Bet UMa	2.3650	10600.	75	21096	No
252	GOM_NL__2PRFIN20060313_210855_000000392045_00501_21096_8193.N1	13-MAR-2006 21:08:55	Bright	39.000	36	50Alp UMa	1.8000	6300.0	78	21096	No
253	GOM_NL__2PRFIN20060313_211610_000000362045_00501_21096_8194.N1	13-MAR-2006 21:16:10	Bright	35.500	49	1Alp UMi	1.9900	6300.0	71	21096	No
254	GOM_NL__2PRFIN20060313_212355_000000342045_00501_21096_8195.N1	13-MAR-2006 21:23:55	Bright	34.000	89	5Alp Cep	2.4510	8000.0	68	21096	No
255	GOM_NL__2PRFIN20060313_212901_000000342045_00501_21096_8196.N1	13-MAR-2006 21:29:01	Bright	33.500	19	50Alp Cyg	1.2460	10500.	67	21096	No
256	GOM_NL__2PRFIN20060313_213035_000000392045_00501_21096_8197.N1	13-MAR-2006 21:30:35	Bright	38.500	66	37Gam Cyg	2.2080	5900.0	77	21096	No
257	GOM_NL__2PRFIN20060313_213216_000000352045_00501_21096_8198.N1	13-MAR-2006 21:32:16	Bright	35.000	92	53Eps Cyg	2.5000	4500.0	70	21096	No
258	GOM_NL__2PRFIN20060313_214027_000000492045_00501_21096_8199.N1	13-MAR-2006 21:40:27	Tw_i_and_stray	48.500	11	53Alp Aql	0.76500	8000.0	97	21096	No
259	GOM_NL__2PRFIN20060313_215025_000000462045_00501_21096_8200.N1	13-MAR-2006 21:50:25	Dark	46.000	155	41Pi Sgr	2.9000	6600.0	92	21096	No
260	GOM_NL__2PRFIN20060313_215225_000000462045_00501_21096_8201.N1	13-MAR-2006 21:52:25	Dark	45.500	57	34Sig Sgr	2.0660	26000.	91	21096	No
261	GOM_NL__2PRFIN20060313_215550_000000482045_00501_21096_8202.N1	13-MAR-2006 21:55:50	Dark	48.000	38	20Eps Sgr	1.8360	11000.	96	21096	No
262	GOM_NL__2PRFIN20060313_220159_000000422046_00001_21097_8183.N1	13-MAR-2006 22:01:59	Dark	41.500	141	Bet Ara	2.8400	4600.0	83	21097	No
263	GOM_NL__2PRFIN20060313_220546_000000402046_00001_21097_8184.N1	13-MAR-2006 22:05:46	Dark	39.500	134	Bet TrA	2.8100	6600.0	79	21097	No
264	GOM_NL__2PRFIN20060313_220829_000000442046_00001_21097_8185.N1	13-MAR-2006 22:08:29	Dark	44.000	4	Alp1Cen	-0.010000	5800.0	88	21097	No
265	GOM_NL__2PRFIN20060313_220943_000000442046_00001_21097_8186.N1	13-MAR-2006 22:09:43	Dark	44.000	10	Bet Cen	0.61000	28000.	88	21097	No
266	GOM_NL__2PRFIN20060313_221201_000000462046_00001_21097_8187.N1	13-MAR-2006 22:12:01	Dark	45.500	20	Bet Cru	1.2530	30000.	91	21097	No
267	GOM_NL__2PRFIN20060313_221442_000000412046_00001_21097_8188.N1	13-MAR-2006 22:14:42	Straylight	40.500	64	Gam Cen	2.2000	10600.	81	21097	No
268	GOM_NL__2PRFIN20060313_223439_000000372046_00001_21097_8189.N1	13-MAR-2006 22:34:39	Bright	37.000	22	32Alp Leo	1.3600	15200.	74	21097	No
269	GOM_NL__2PRFIN20060313_223657_000000382046_00001_21097_8190.N1	13-MAR-2006 22:36:57	Bright	38.000	51	41Gam1Leo	2.0100	4500.0	76	21097	No
270	GOM_NL__2PRFIN20060313_224453_000000392046_00001_21097_8191.N1	13-MAR-2006 22:44:53	Bright	38.500	174	52Psi UMa	3.0040	4400.0	77	21097	No
271	GOM_NL__2PRFIN20060313_224802_000000382046_00001_21097_8192.N1	13-MAR-2006 22:48:02	Bright	37.500	82	48Bet UMa	2.3650	10600.	75	21097	No
272	GOM_NL__2PRFIN20060313_224930_000000392046_00001_21097_8193.N1	13-MAR-2006 22:49:30	Bright	39.000	36	50Alp UMa	1.8000	6300.0	78	21097	No
273	GOM_NL__2PRFIN20060313_225646_000000352046_00001_21097_8194.N1	13-MAR-2006 22:56:46	Bright	35.000	49	1Alp UMi	1.9900	6300.0	70	21097	No
274	GOM_NL__2PRFIN20060313_230431_000000352046_00001_21097_8195.N1	13-MAR-2006 23:04:31	Bright	35.000	89	5Alp Cep	2.4510	8000.0	70	21097	No
275	GOM_NL__2PRFIN20060313_230937_000000372046_00001_21097_8196.N1	13-MAR-2006 23:09:37	Bright	37.000	19	50Alp Cyg	1.2460	10500.	74	21097	No
276	GOM_NL__2PRFIN20060313_231111_000000372046_00001_21097_8197.N1	13-MAR-2006 23:11:11	Bright	36.500	66	37Gam Cyg	2.2080	5900.0	73	21097	No
277	GOM_NL__2PRFIN20060313_231252_000000352046_00001_21097_8198.N1	13-MAR-2006 23:12:52	Bright	34.500	92	53Eps Cyg	2.5000	4500.0	69	21097	No
278	GOM_NL__2PRFIN20060313_232103_000000492046_00001_21097_8199.N1	13-MAR-2006 23:21:03	Tw_i_and_stray	49.000	11	53Alp Aql	0.76500	8000.0	98	21097	No

279	GOM_NL__2PRFIN20060313_233102_000000462046_00001_21097_8200.N1	13-MAR-2006 23:31:02	Dark	46.000	155	41Pi Sgr	2.9000	6600.0	92	21097	No
280	GOM_NL__2PRFIN20060313_233302_000000462046_00001_21097_8201.N1	13-MAR-2006 23:33:02	Dark	45.500	57	34Sig Sgr	2.0660	26000.	91	21097	No
281	GOM_NL__2PRFIN20060313_233627_000000452046_00001_21097_8202.N1	13-MAR-2006 23:36:27	Dark	45.000	38	20Eps Sgr	1.8360	11000.	90	21097	No
282	GOM_NL__2PRFIN20060313_234236_000000422046_00002_21098_8183.N1	13-MAR-2006 23:42:36	Dark	42.000	141	Bet Ara	2.8400	4600.0	84	21098	No
283	GOM_NL__2PRFIN20060313_234622_000000402046_00002_21098_8184.N1	13-MAR-2006 23:46:22	Dark	39.500	134	Bet TrA	2.8100	6600.0	79	21098	No
284	GOM_NL__2PRFIN20060313_234905_000000542046_00002_21098_8185.N1	13-MAR-2006 23:49:05	Dark	54.000	4	Alp1Cen	-0.010000	5800.0	108	21098	No
285	GOM_NL__2PRFIN20060313_235020_000000432046_00002_21098_8186.N1	13-MAR-2006 23:50:20	Dark	43.000	10	Bet Cen	0.61000	28000.	86	21098	No
286	GOM_NL__2PRFIN20060313_235238_000000392046_00002_21098_8187.N1	13-MAR-2006 23:52:38	Dark	38.500	20	Bet Cru	1.2530	30000.	77	21098	No
287	GOM_NL__2PRFIN20060313_235518_000000412046_00002_21098_8188.N1	13-MAR-2006 23:55:18	Straylight	41.000	64	Gam Cen	2.2000	10600.	82	21098	No

3. Quality information per product

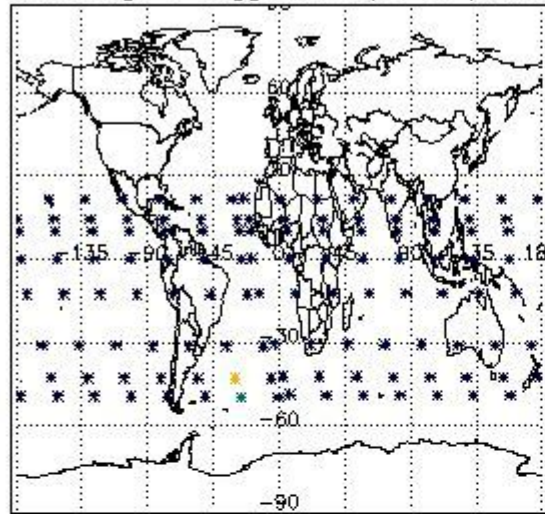
In this section it is plotted some information contained in the Quality Summary data set of the level 2 products. Only products in dark limb conditions and without errors (error flag in the MPH set to "0") are used.

3.1 Plot quality information per product (time dependant)

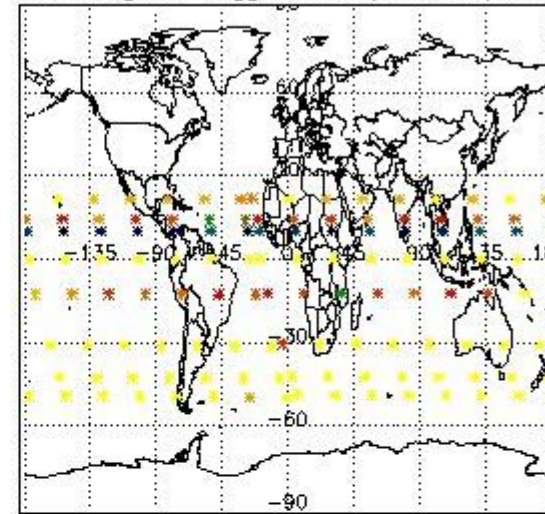


3.2 Plot quality information per product (world map)

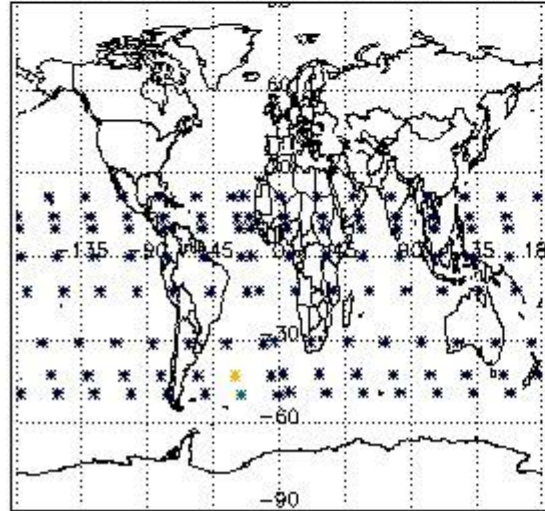
Percentage of flagged data per O3 profile



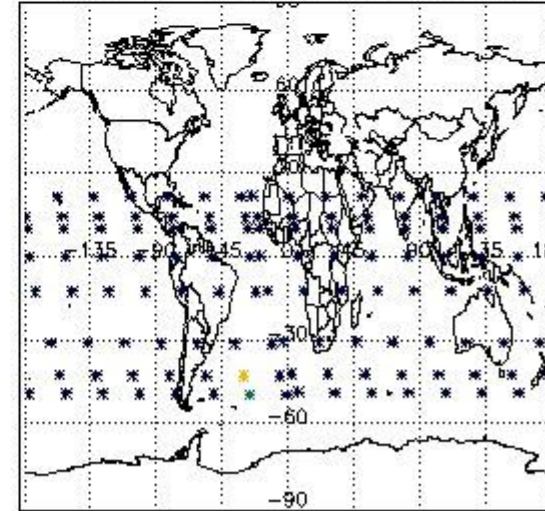
Percentage of flagged data per H2O profile



Percentage of flagged data per NO2 profile



Percentage of flagged data per NO3 profile

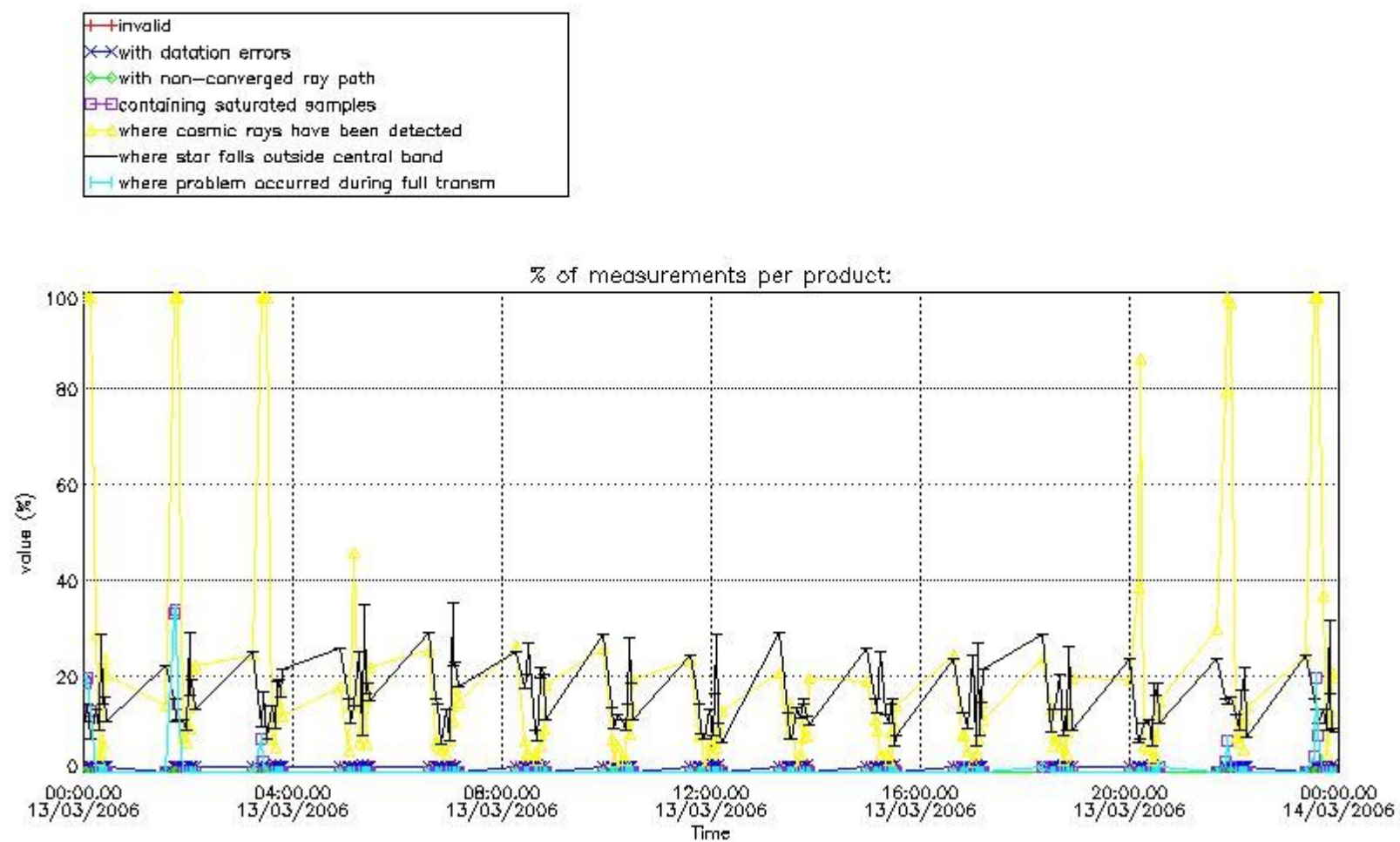


4. Level 1 quality information per product

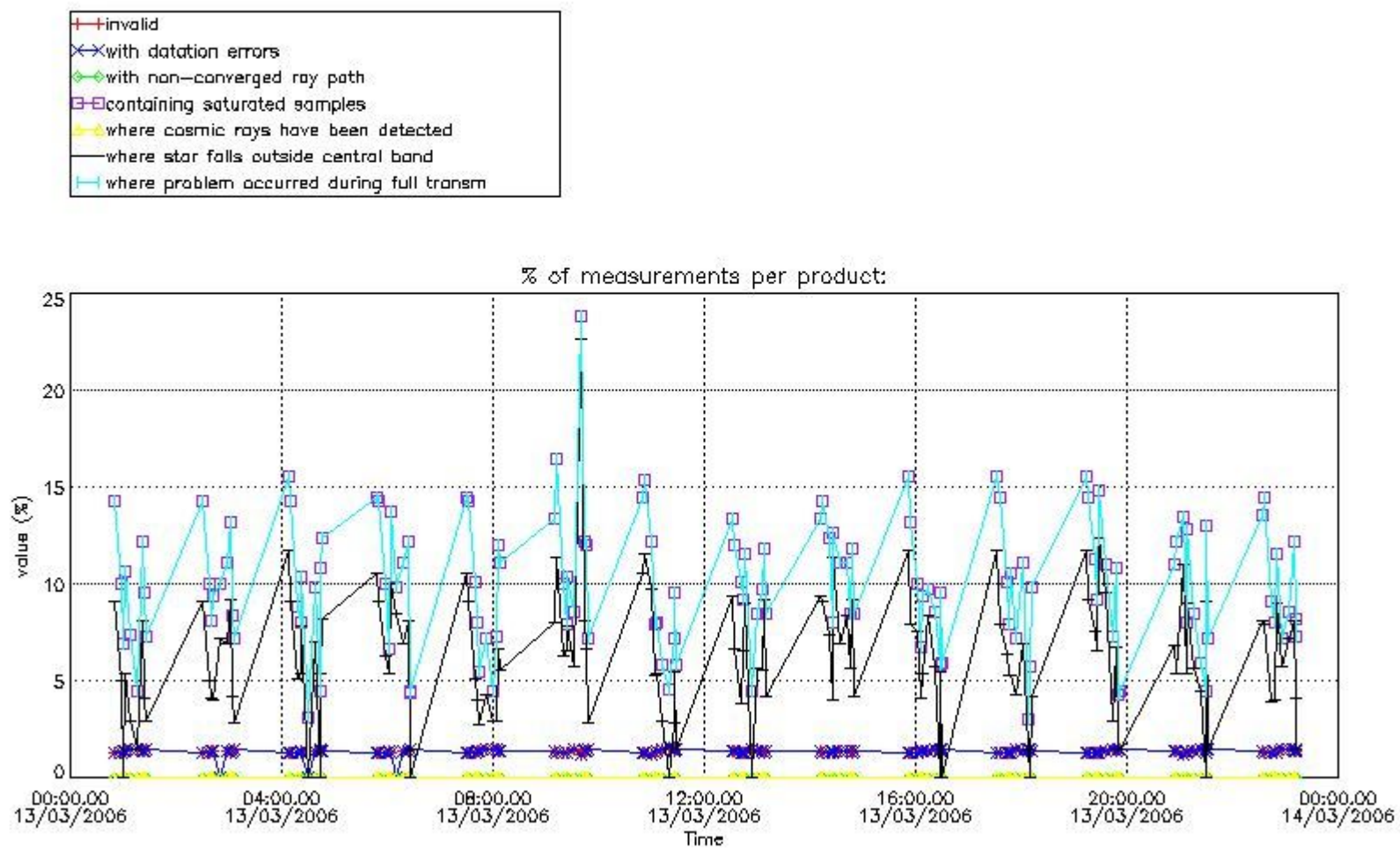
In this section it is plotted some information contained in the Quality Summary data set of the level 2 products that comes from the level 1b processing. Products without errors (error flag in the MPH set to "0") are used.

4.1 Plot quality information per product (time dependant) coming from level 1b processing

4.1.1 Plot level 1 quality information per product (time dependant): ENVISAT ASCENDING passes



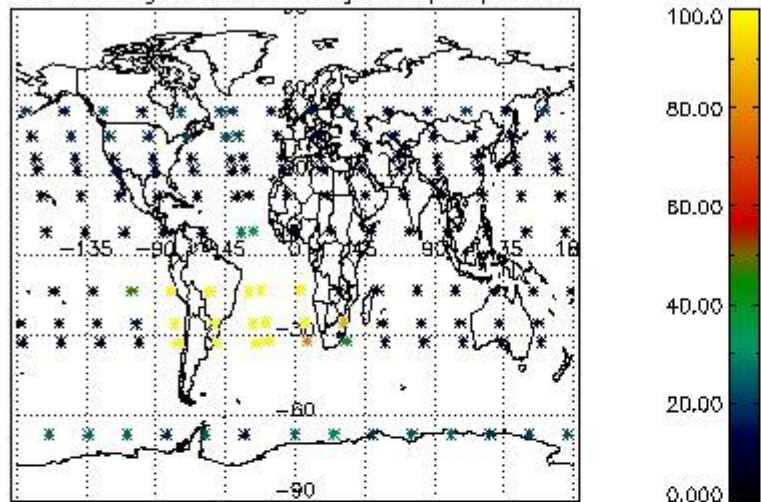
4.1.2 Plot level 1 quality information per product (time dependant): ENVI SAT DESCENDING passes



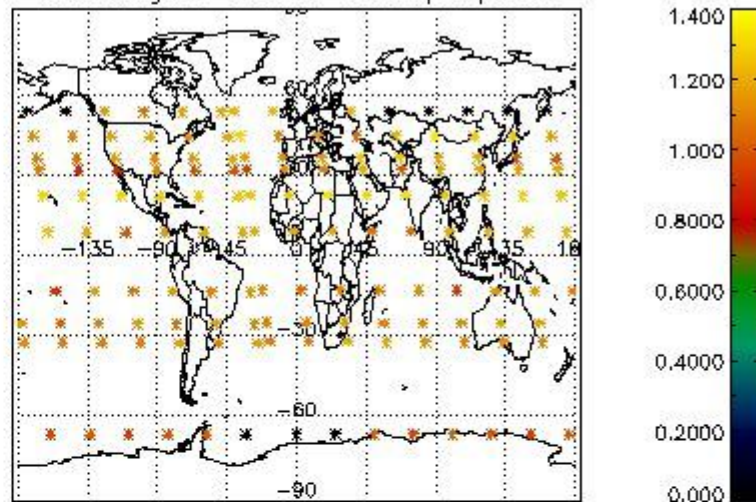
4.2 Plot quality information per product coming from level 1b processing (world map)

4.2.1 Plot level 1 quality information per product (world map): ENVISAT ASCENDING passes

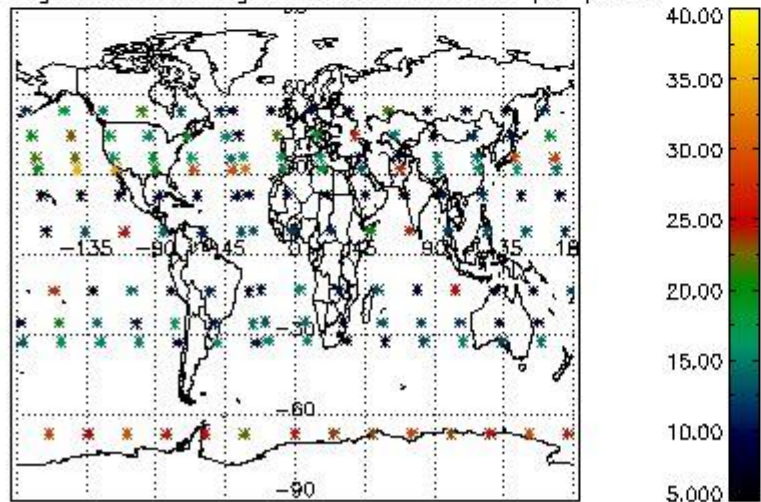
Percentage of cosmic ray hits per profile



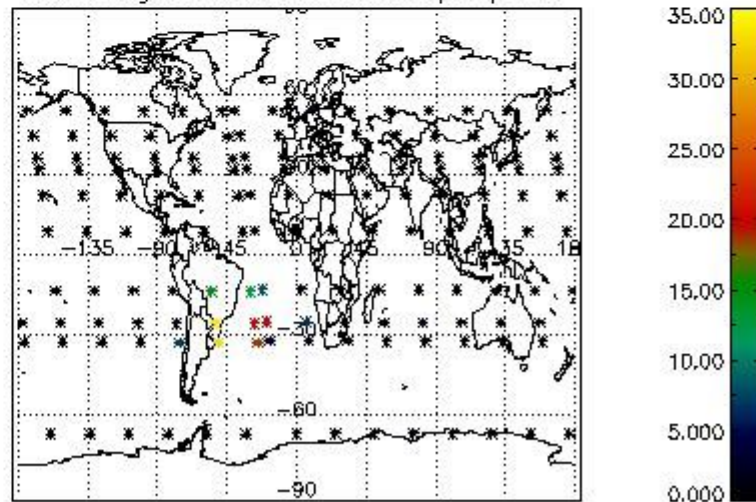
Percentage of datation errors per profile



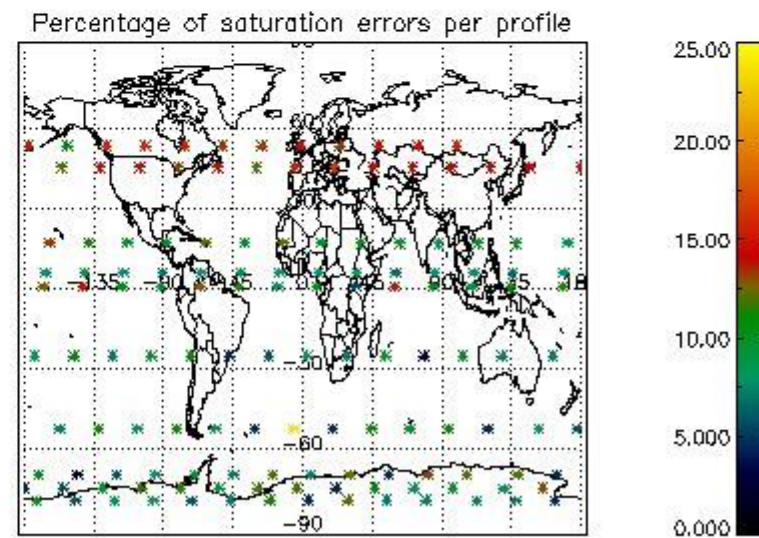
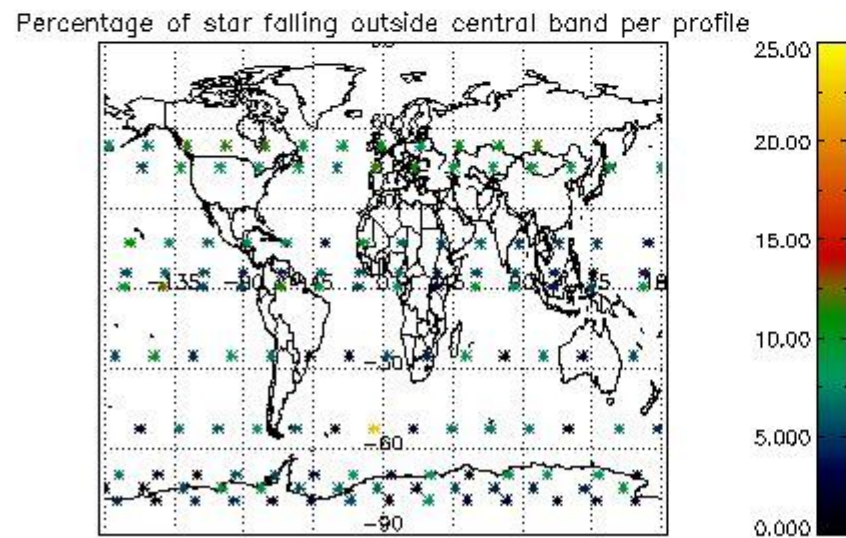
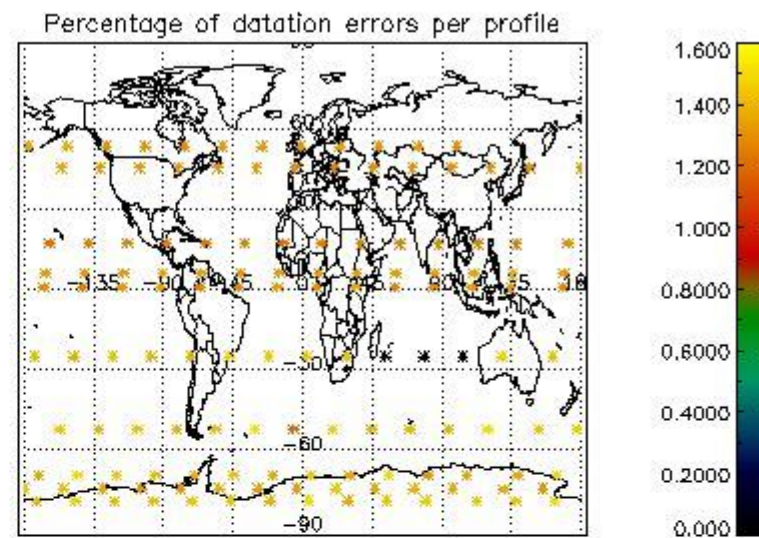
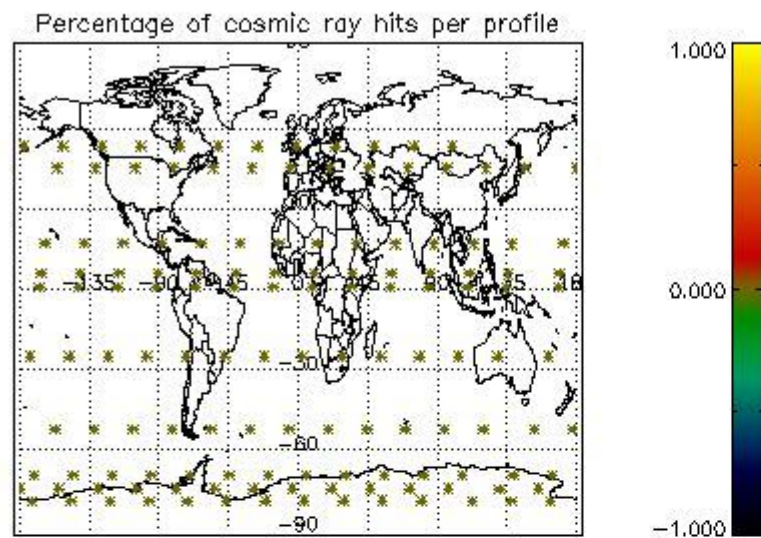
Percentage of star falling outside central band per profile



Percentage of saturation errors per profile



4.2.2 Plot level 1 quality information per product (world map): ENVISAT DESCENDING passes



5. Trace gas profiles

5.1 Ozone statistics based on quality of products

The final quality of the products can be "measured" using the STD (Standard Deviation) attached to every point profile. This information is written to the parameter GOM_NL__2P/NL_LOCAL_SPECIES_DENSITY/o3_std of the level 2 products. The table below shows the statistics for given STD ranges.

The statistics are given with respect to the overall valid production:

- Products without fatal errors: GOM_NL__2P/MPH/PRODUCT_ERR=0
- Valid point profile: GOM_NL__2P/NL_LOCAL_SPECIES_DENSITY/pcd(0)=0

The 'Criteria' is applied to valid points of dark limb products:

- Products in dark limb illumination condition: GOM_NL__2P/NL_SUMMARY_QUALITY/obs_ill_cond=0
- Products without fatal errors: GOM_NL__2P/MPH/PRODUCT_ERR=0
- Valid point profile: GOM_NL__2P/NL_LOCAL_SPECIES_DENSITY/pcd(0)=0

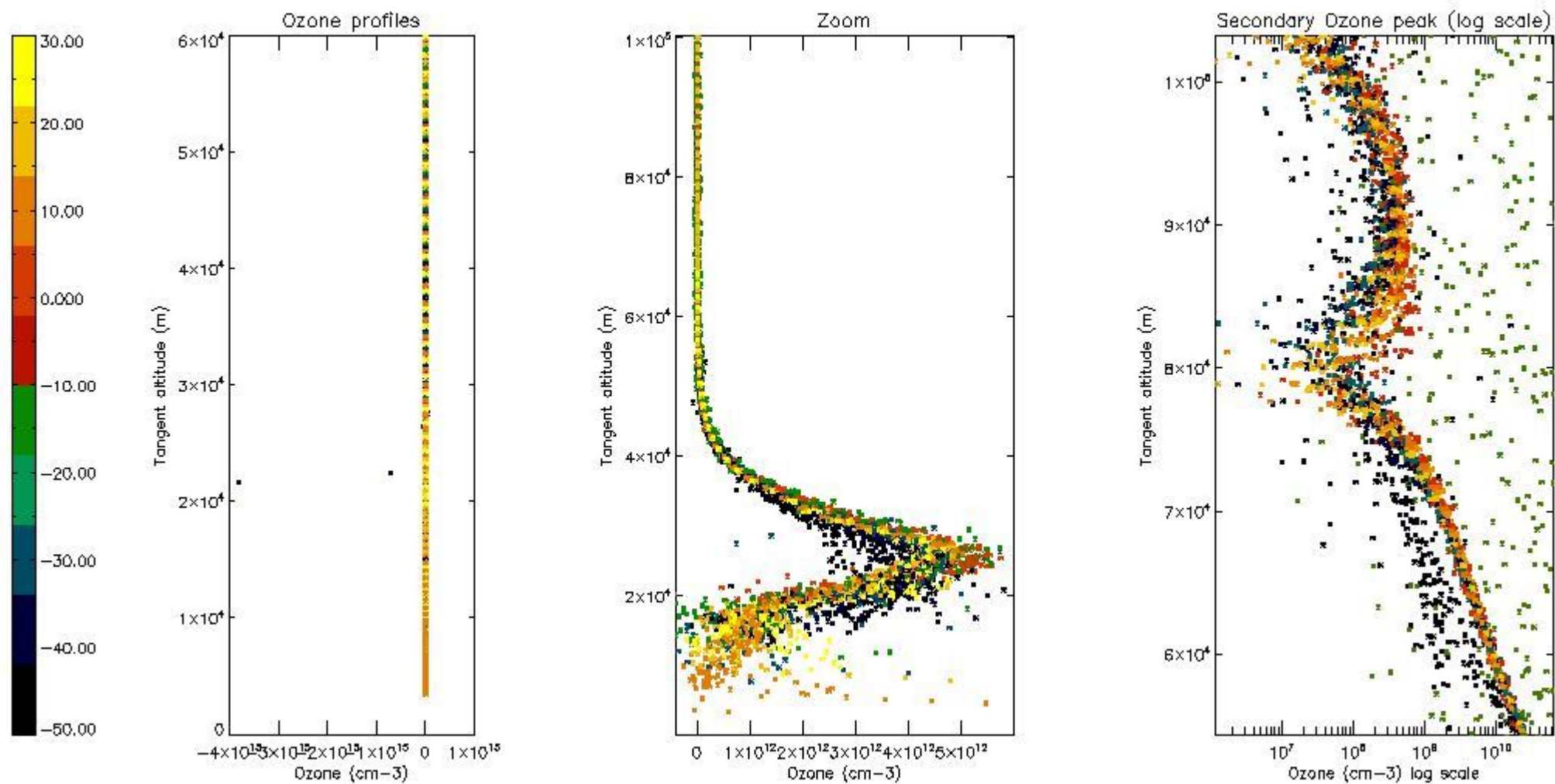
So, the table below shows the percentage of dark limb and valid observations for each criteria with respect to the overall valid daily observations.

Criteria	% of total production
All STD	46
STD < 20	27

STD < 10	21
STD < 5	15

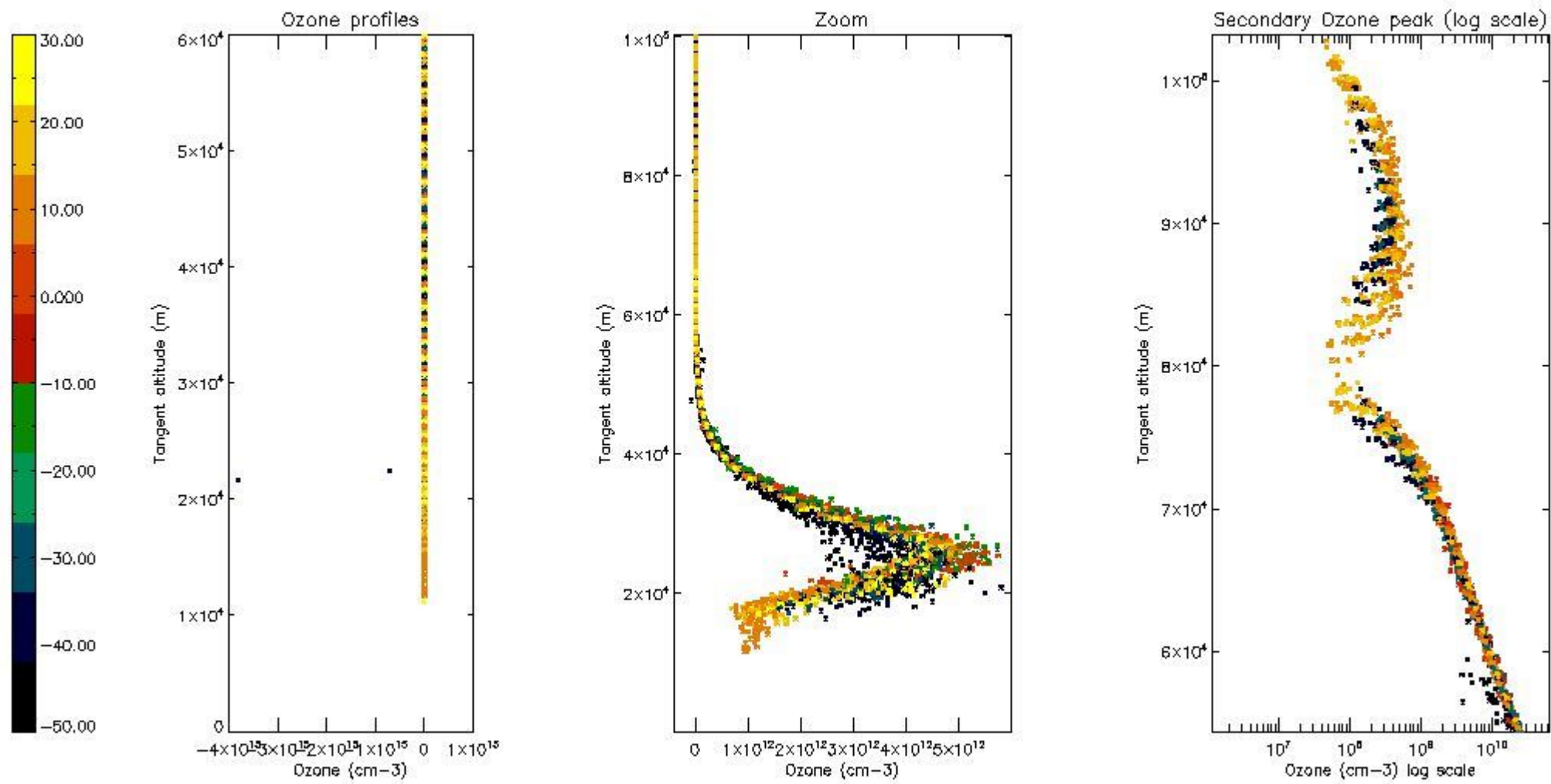
5.2 Plot ozone profiles for all STD (dark without errors)

The colorbar represents the latitude.



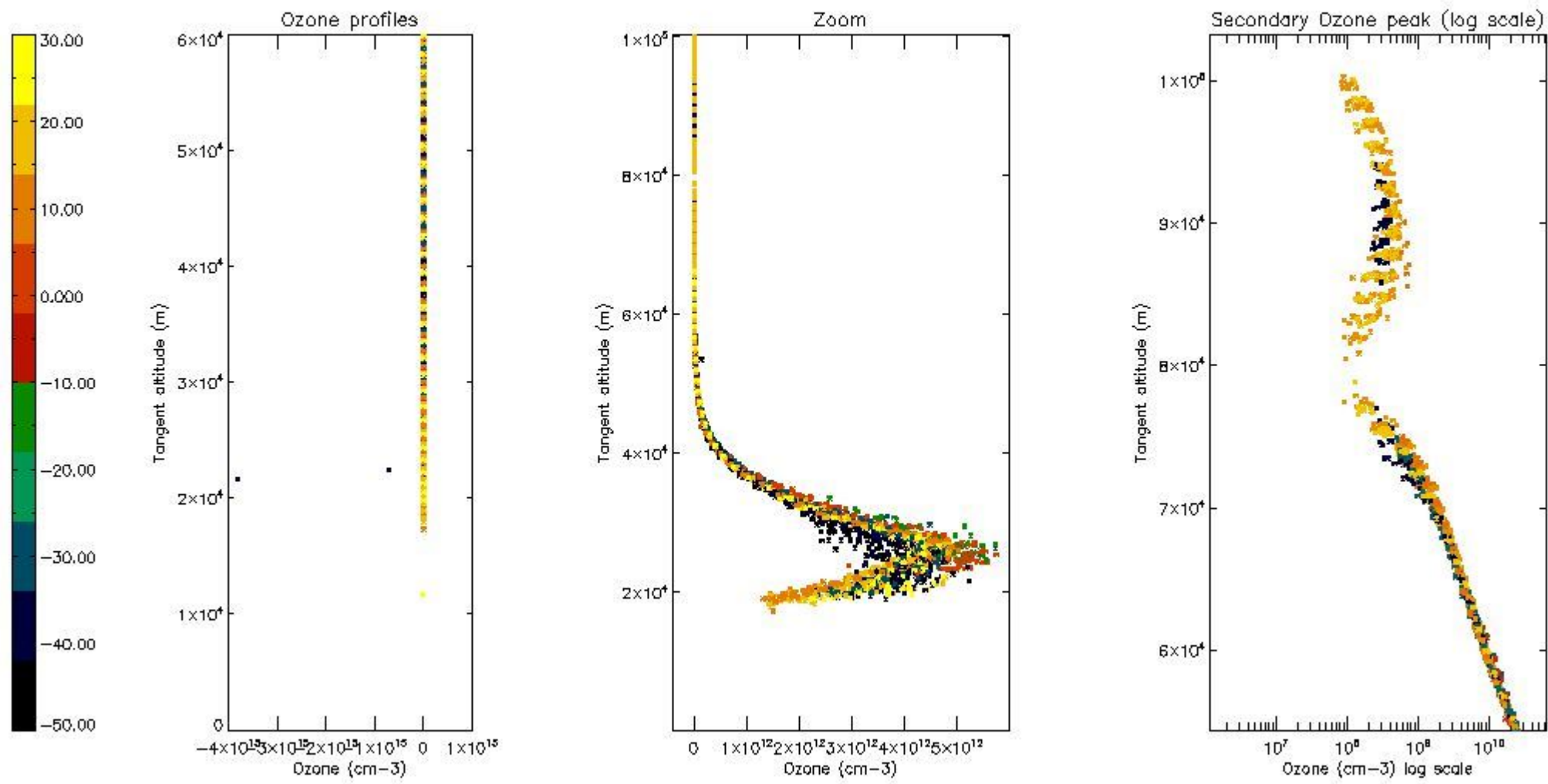
5.3 Plot ozone profiles where STD < 20% (dark without errors)

The colorbar represents the latitude.



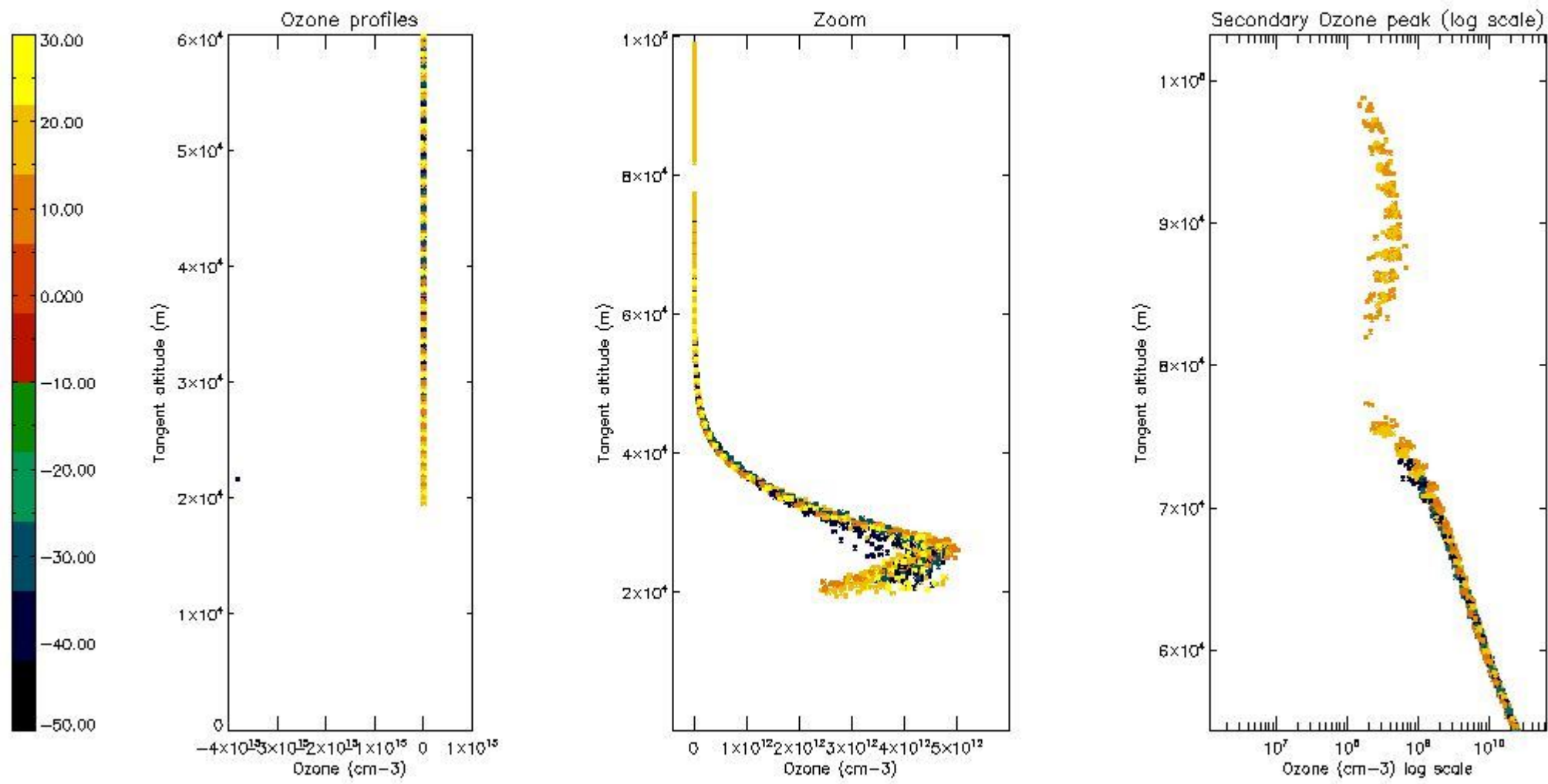
5.4 Plot ozone profiles where STD < 10% (dark without errors)

The colorbar represents the latitude.



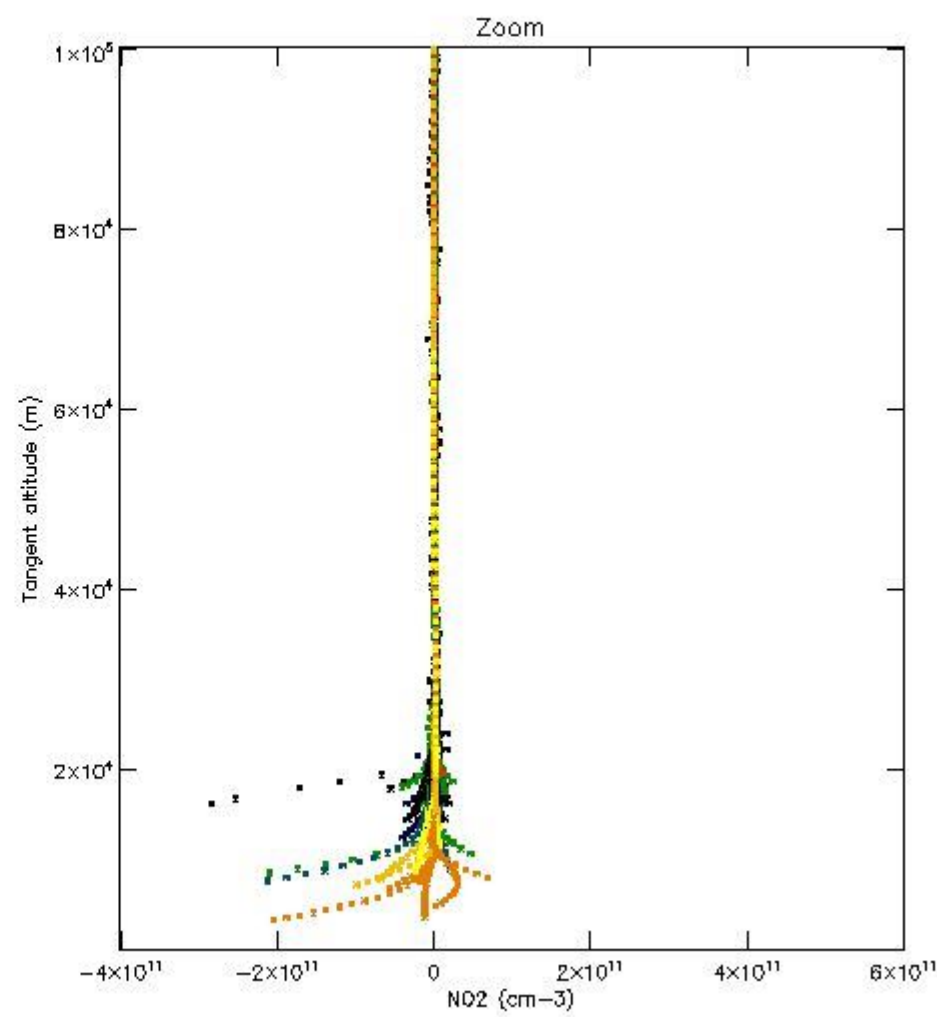
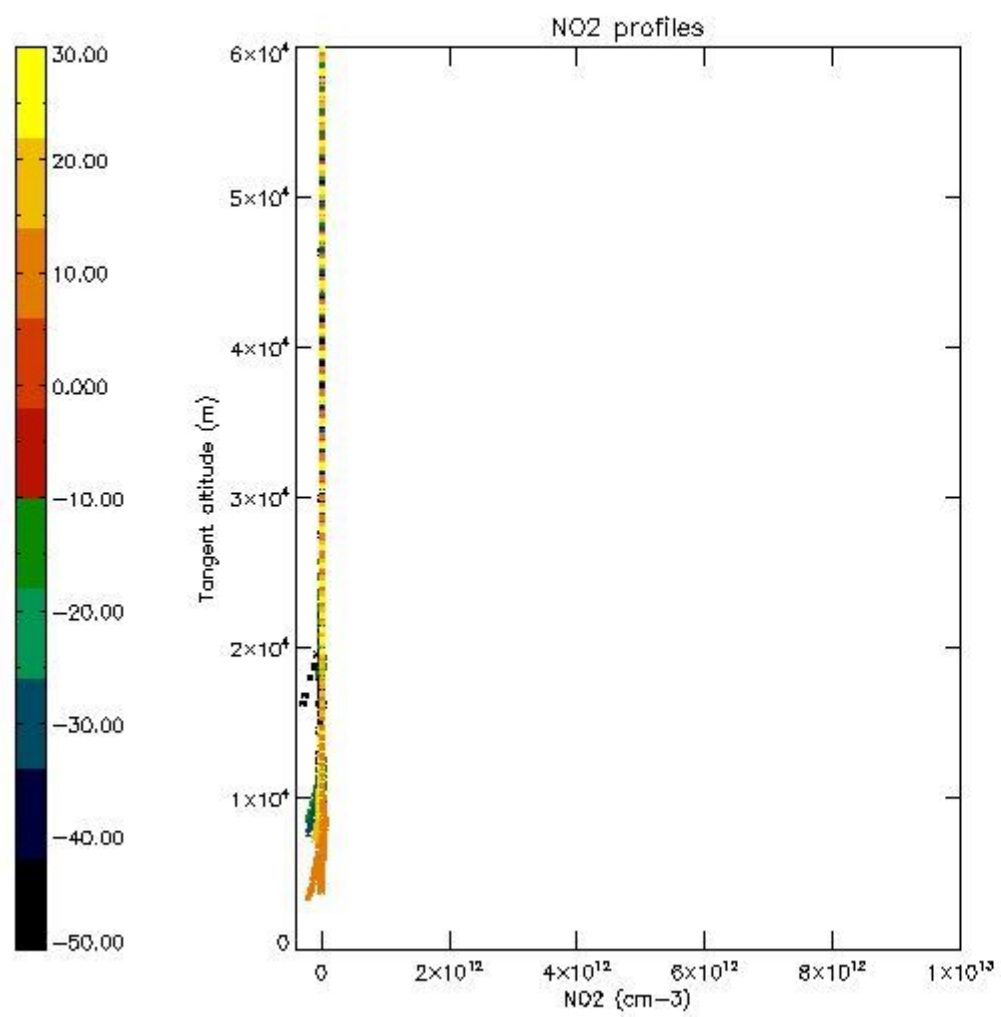
5.5 Plot ozone profiles where STD < 5% (dark without errors)

The colorbar represents the latitude.



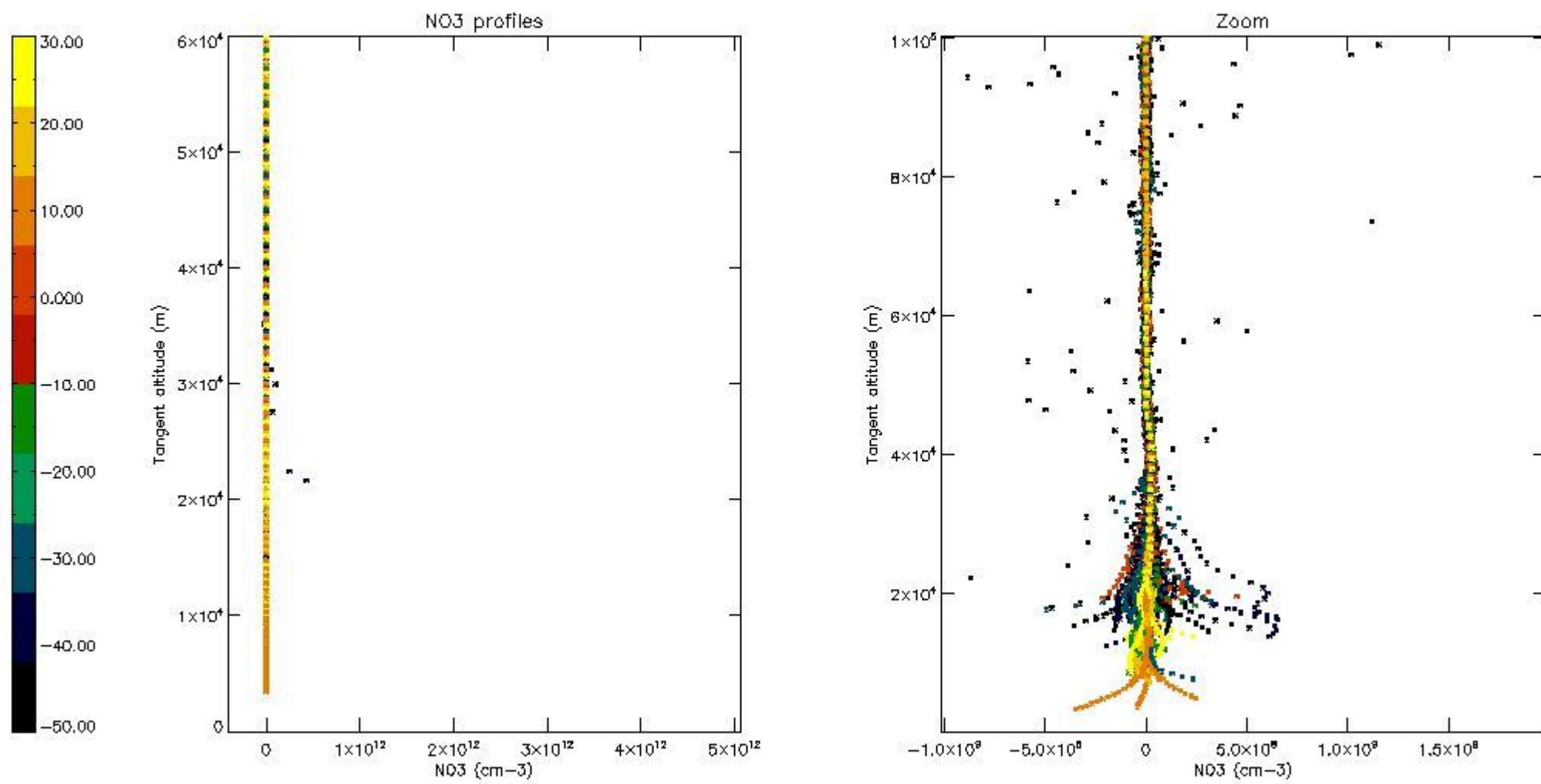
5.6 Plot NO₂ profiles for all STD (dark without errors)

The colorbar represents the latitude.



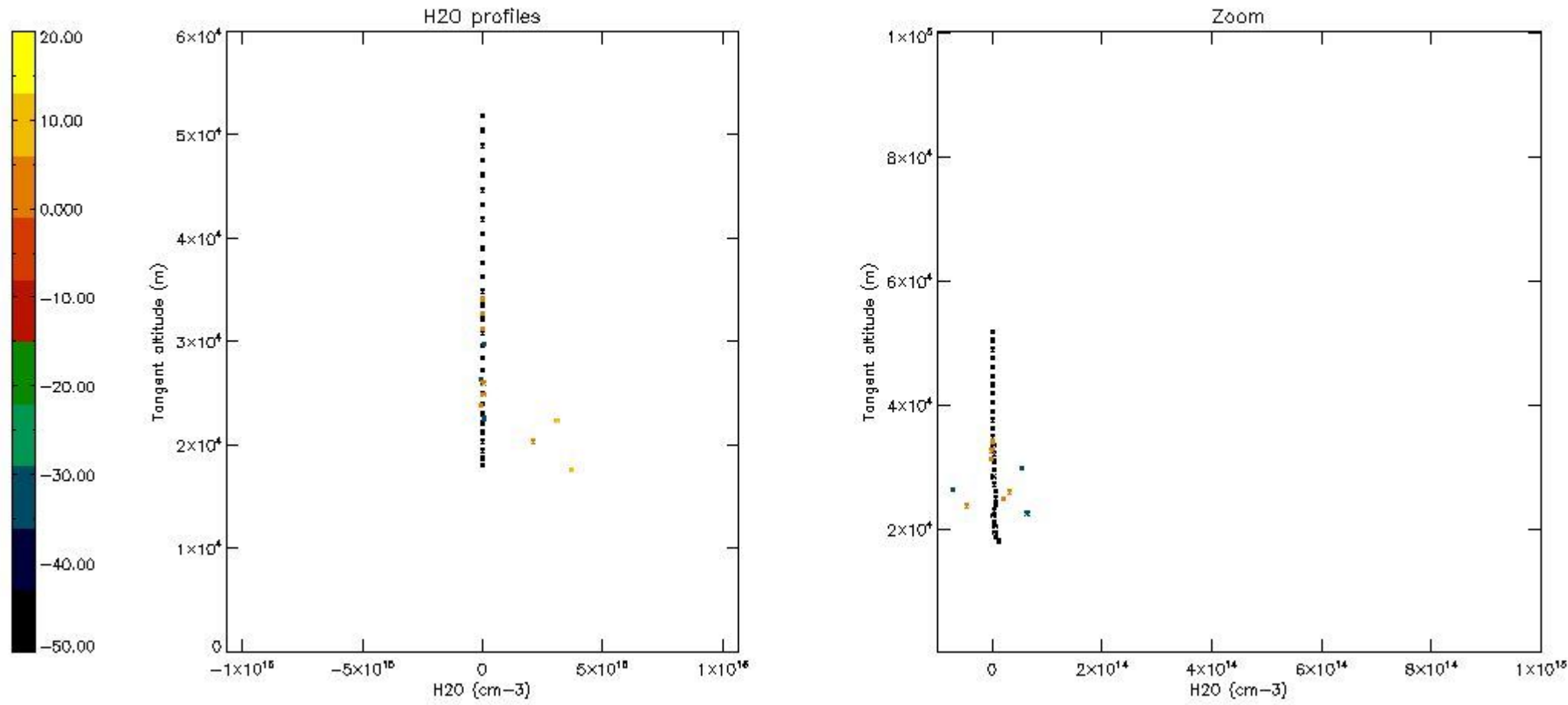
5.7 Plot NO3 profiles for all STD (dark without errors)

The colorbar represents the latitude.



5.8 Plot H2O profiles for all STD (only for occultations of stars 1,2,3,4,13,14,16,26,63 dark without errors)

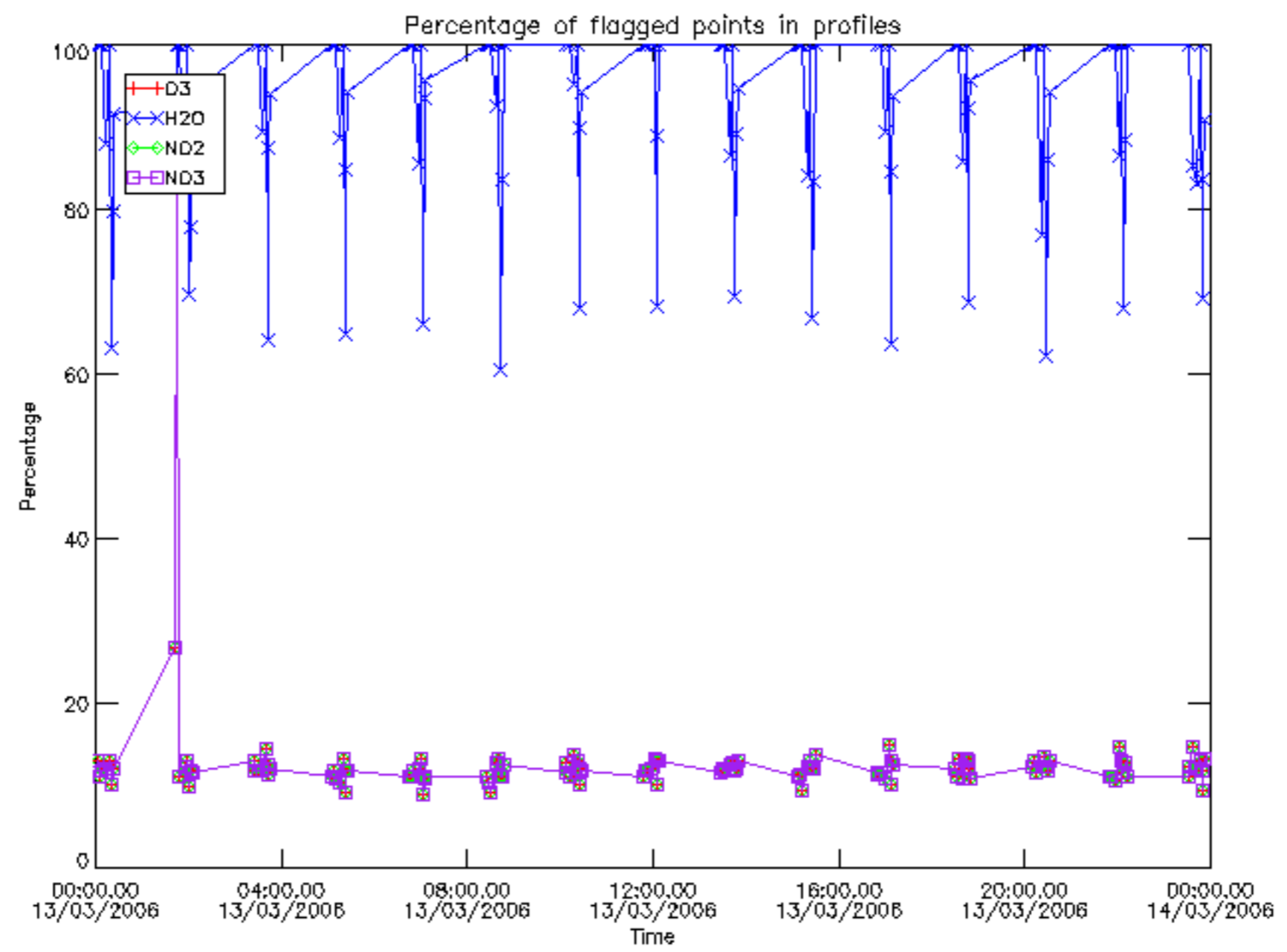
The colorbar represents the latitude.



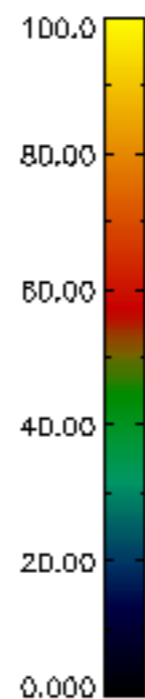
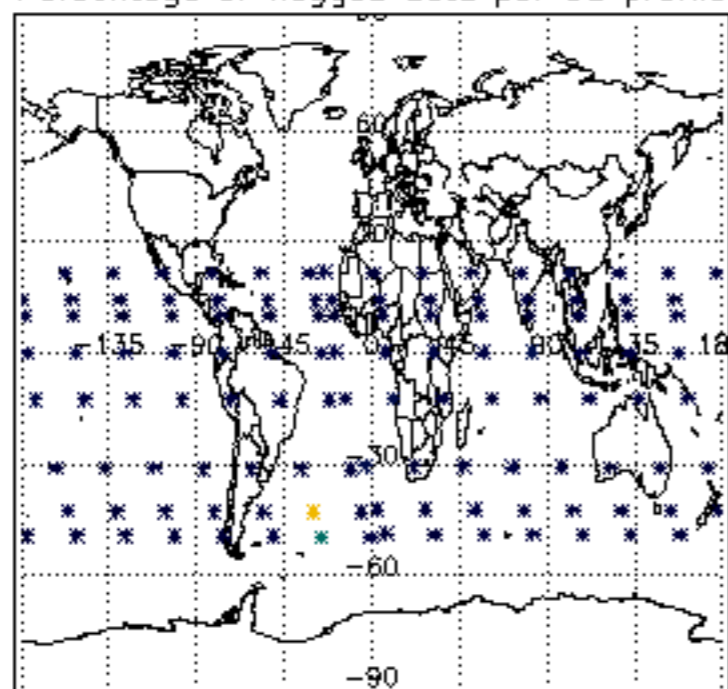
6. Auxiliary Data Files used for the production reported in section 2

The number reported in the third column indicates since which file (see list in section 2) the corresponding auxiliary file has been used. The fourth column is the date of those product files.

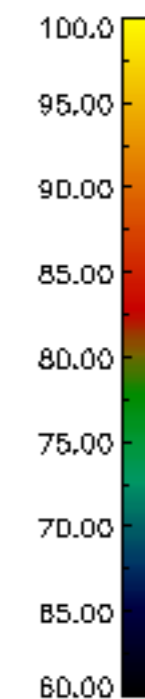
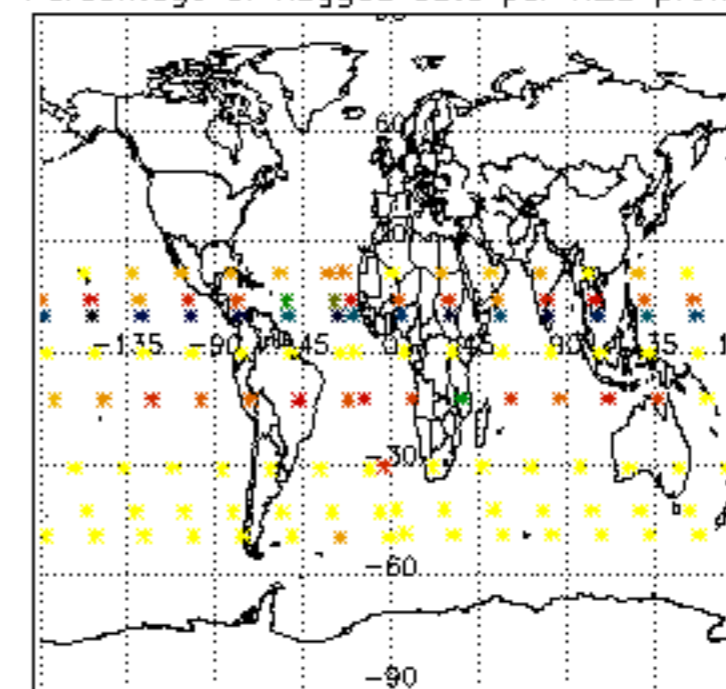
Type	Auxiliary Filename	Used since product	Used since product date
INST_PHYS_CHARACTERISTICS	GOM_INS_AXVIEC20091111_143220_20030716_120000_20500101_000000	1	13-MAR-2006 00:02:29
LEVEL-2_PROC_CONFIG	GOM_PR2_AXVIEC20091111_152718_20020301_000000_20500101_000000	1	13-MAR-2006 00:02:29
CROSS_SECTIONS_FILE	GOM_CRS_AXVIEC20091111_154832_20020301_000000_20500101_000000	1	13-MAR-2006 00:02:29



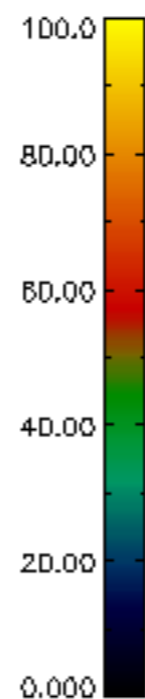
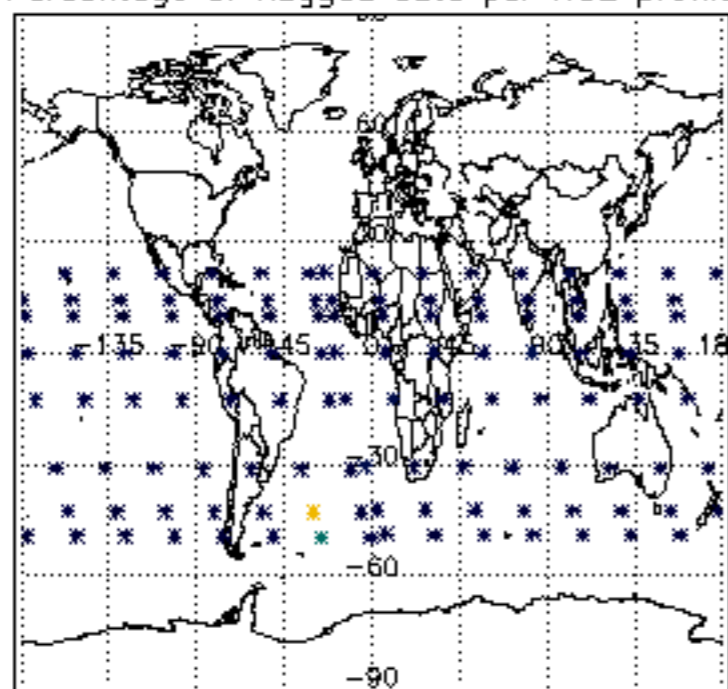
Percentage of flagged data per D3 profile



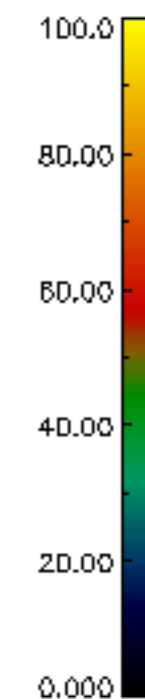
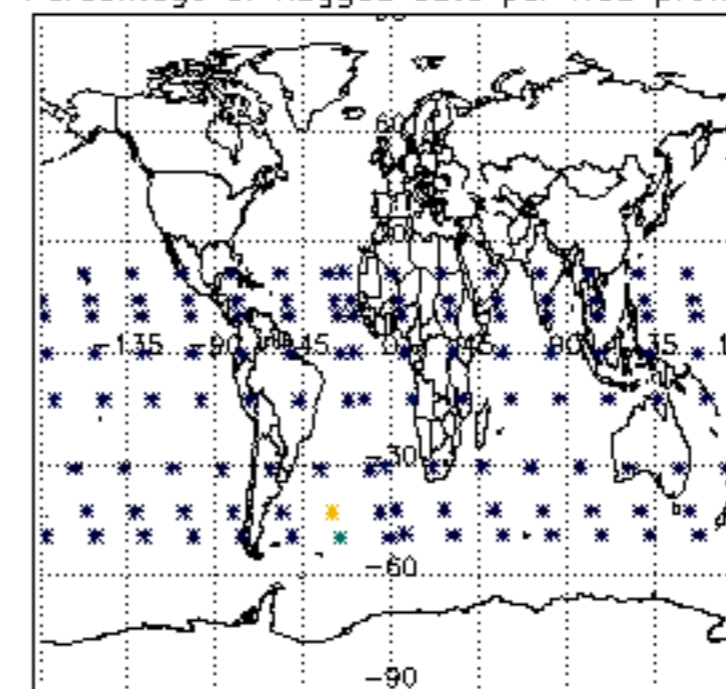
Percentage of flagged data per H2O profile

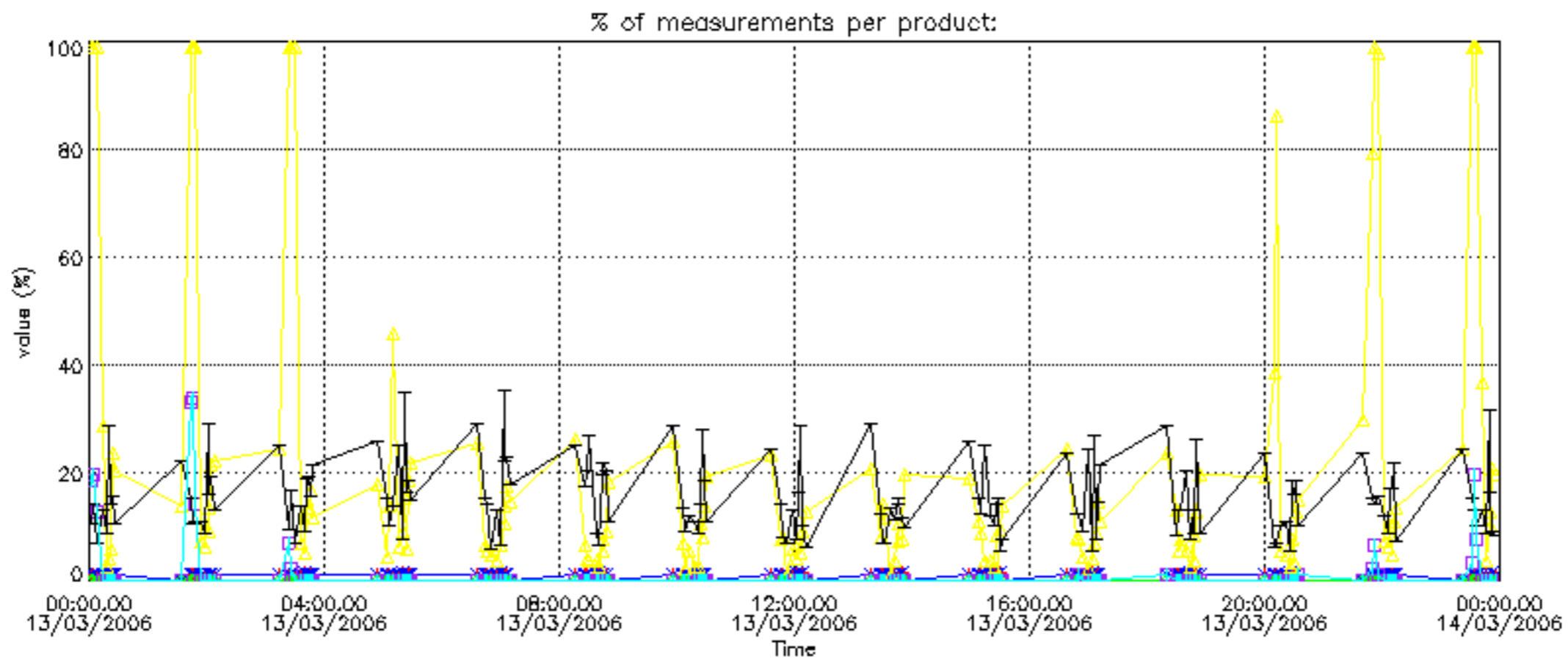


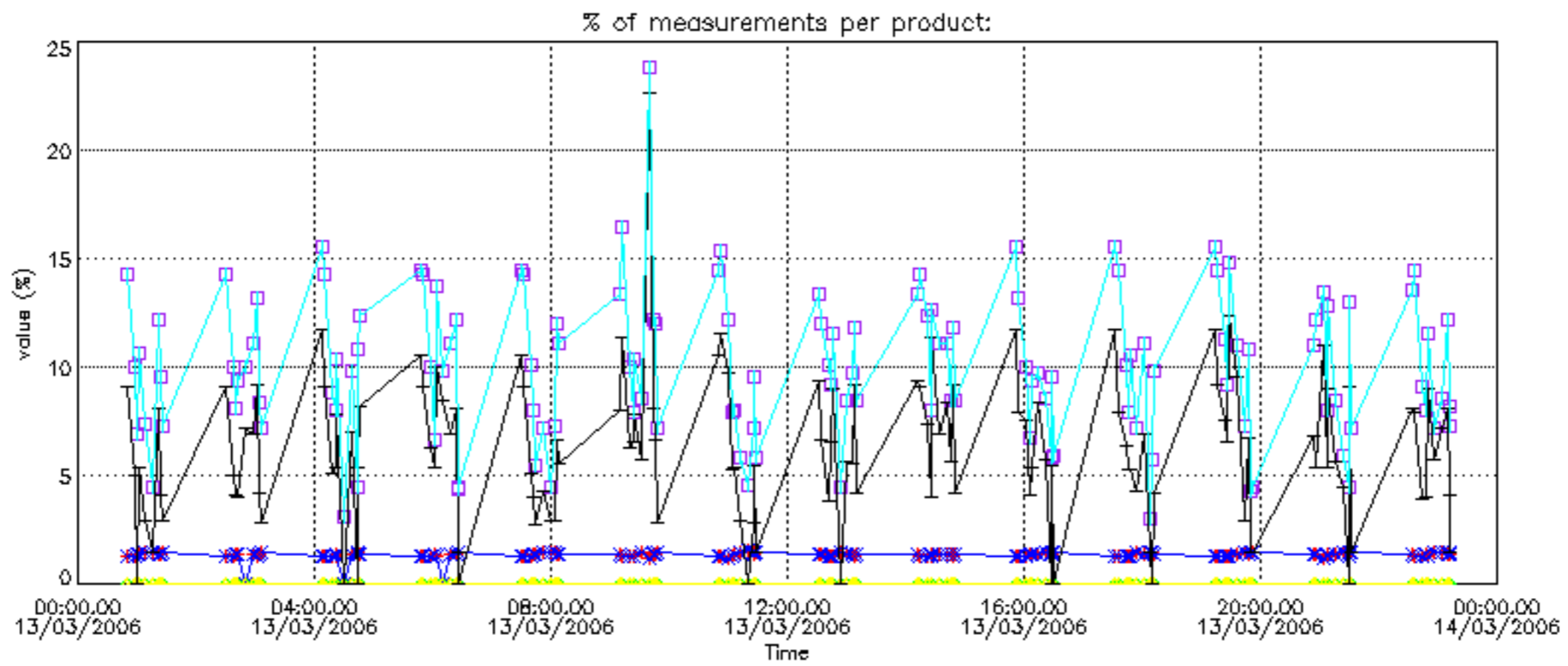
Percentage of flagged data per NO2 profile



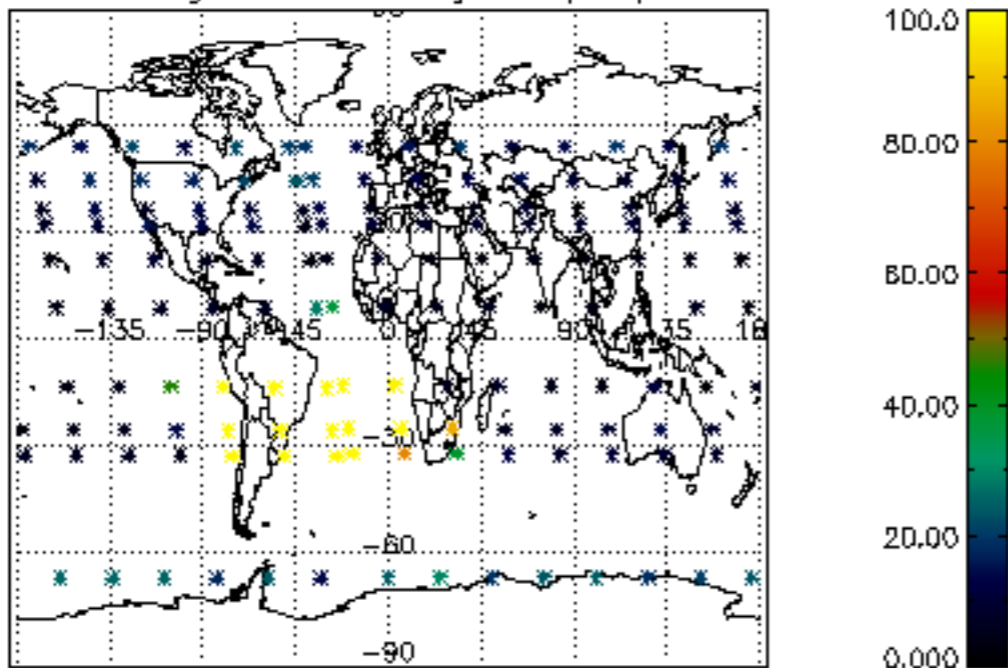
Percentage of flagged data per NO3 profile



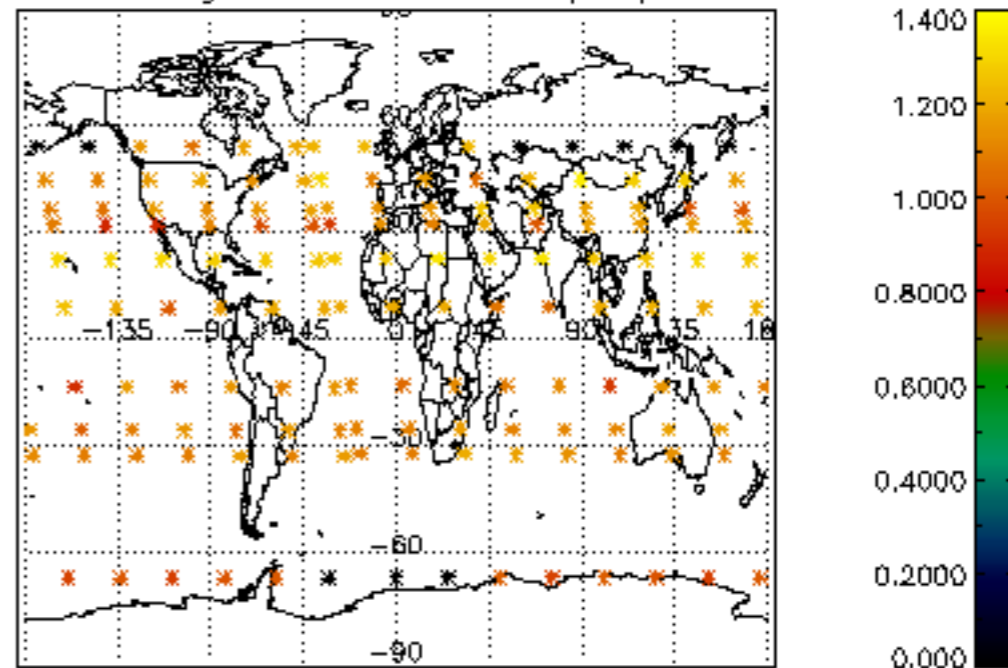




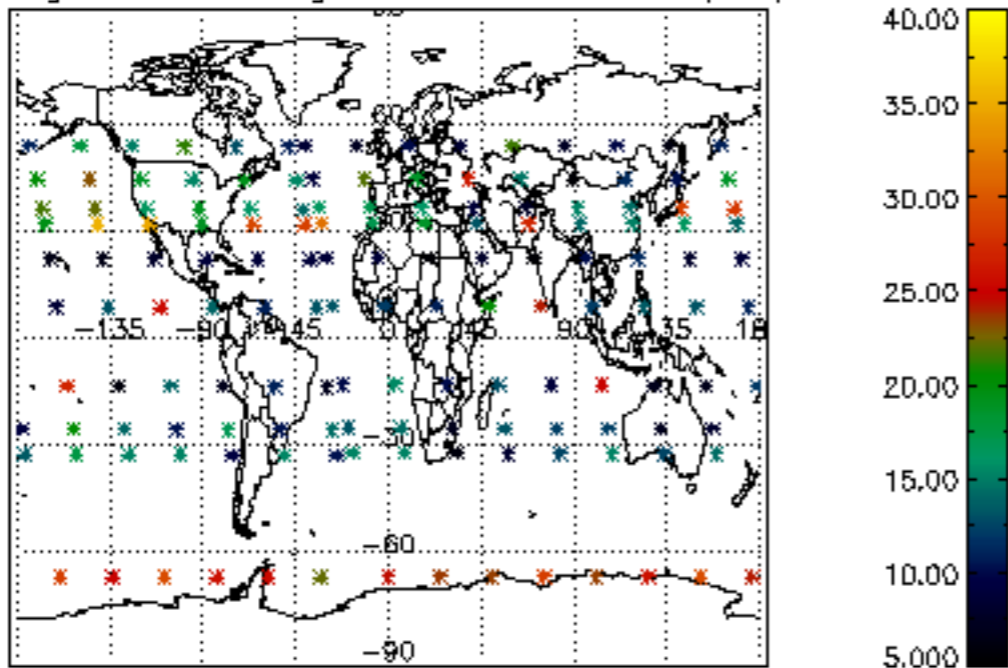
Percentage of cosmic ray hits per profile



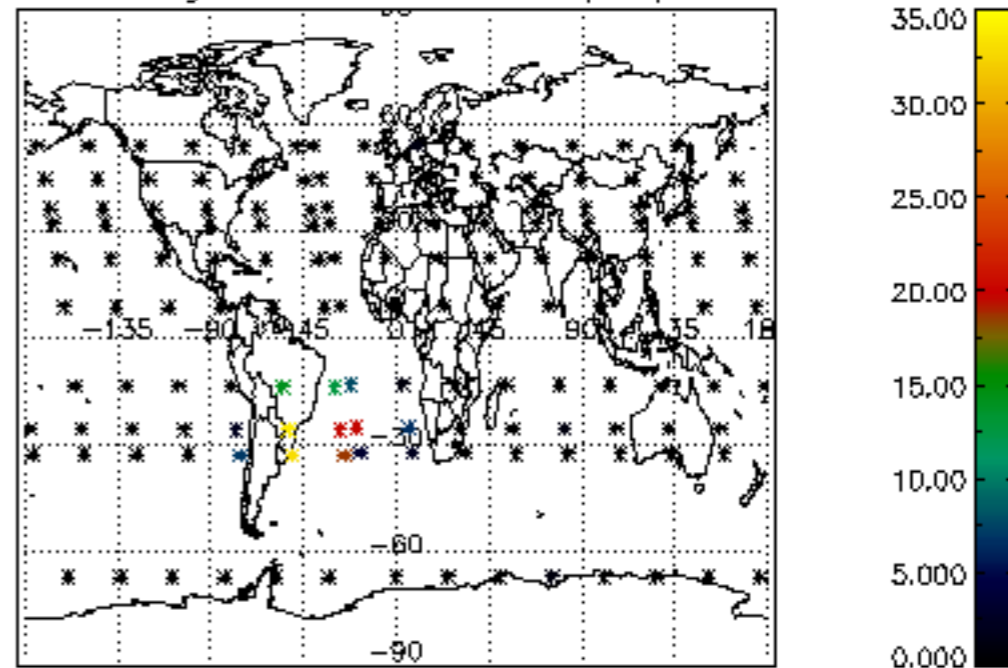
Percentage of datation errors per profile



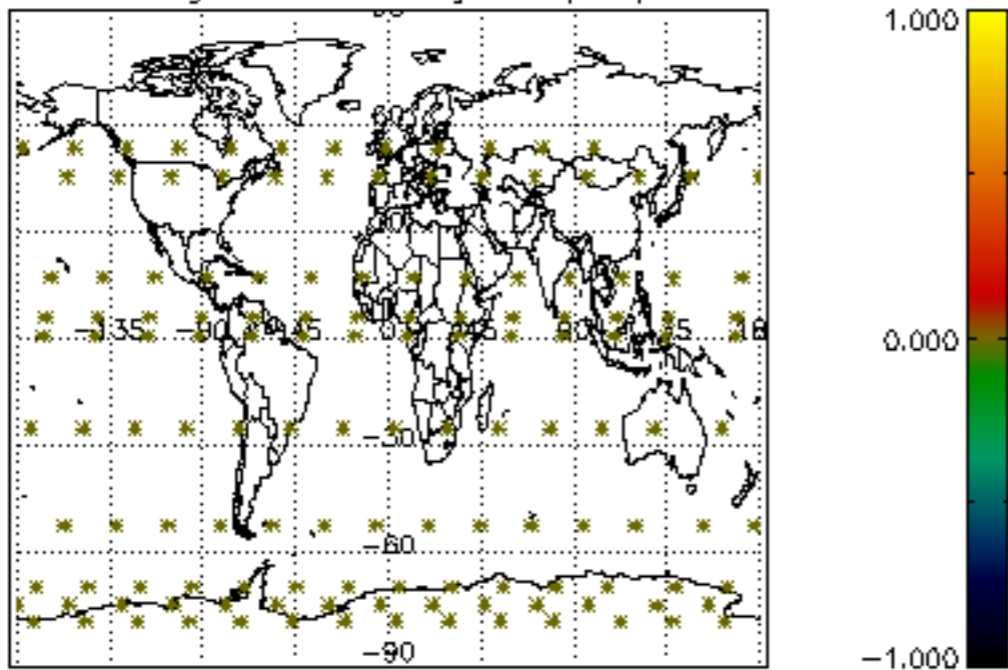
Percentage of star falling outside central band per profile



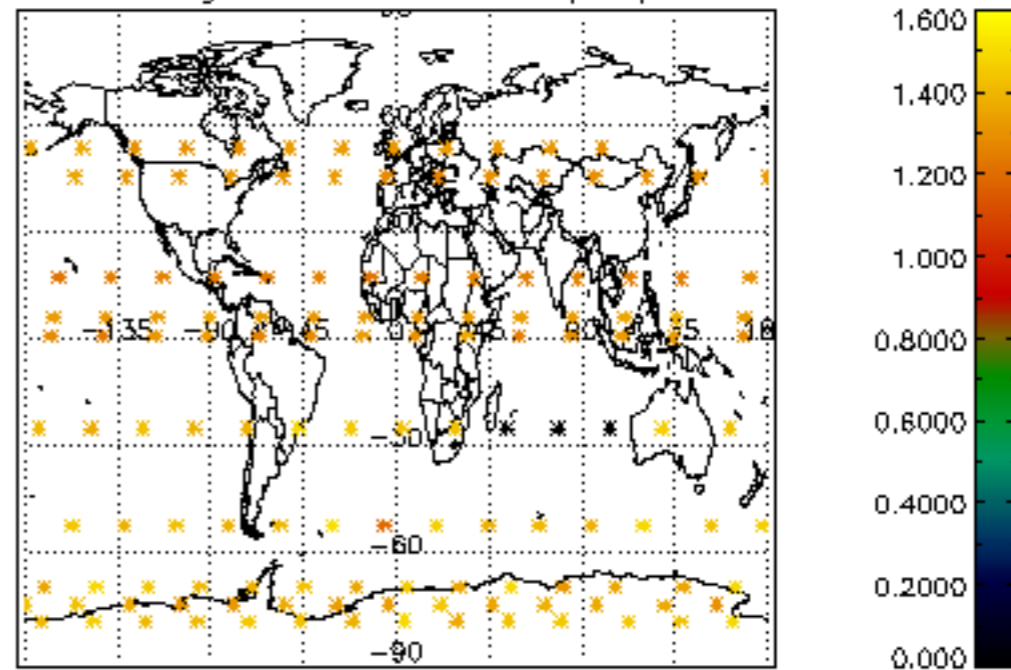
Percentage of saturation errors per profile



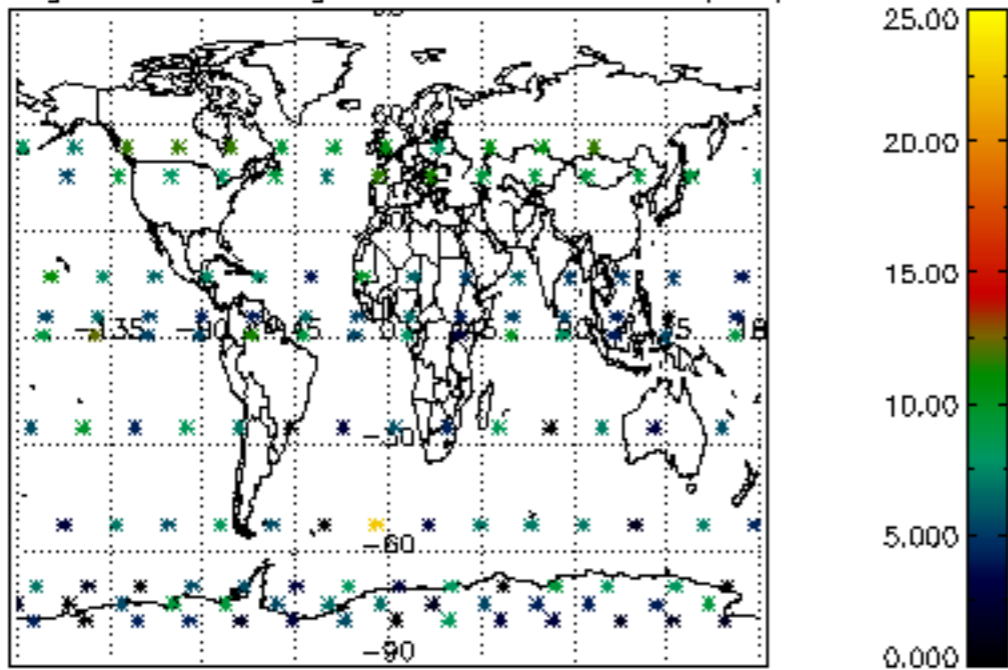
Percentage of cosmic ray hits per profile



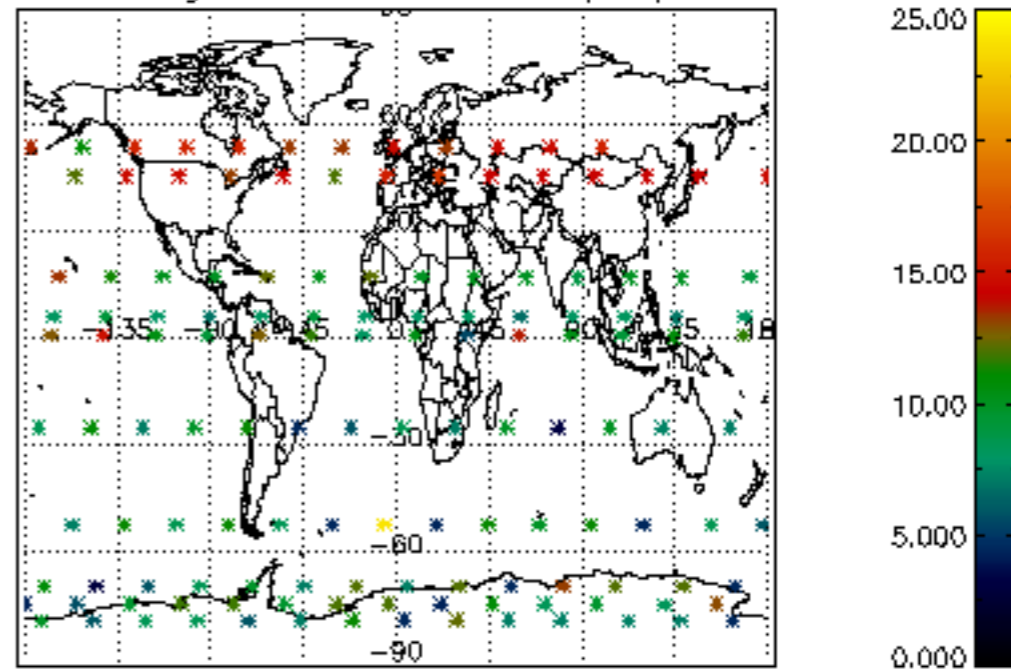
Percentage of datation errors per profile

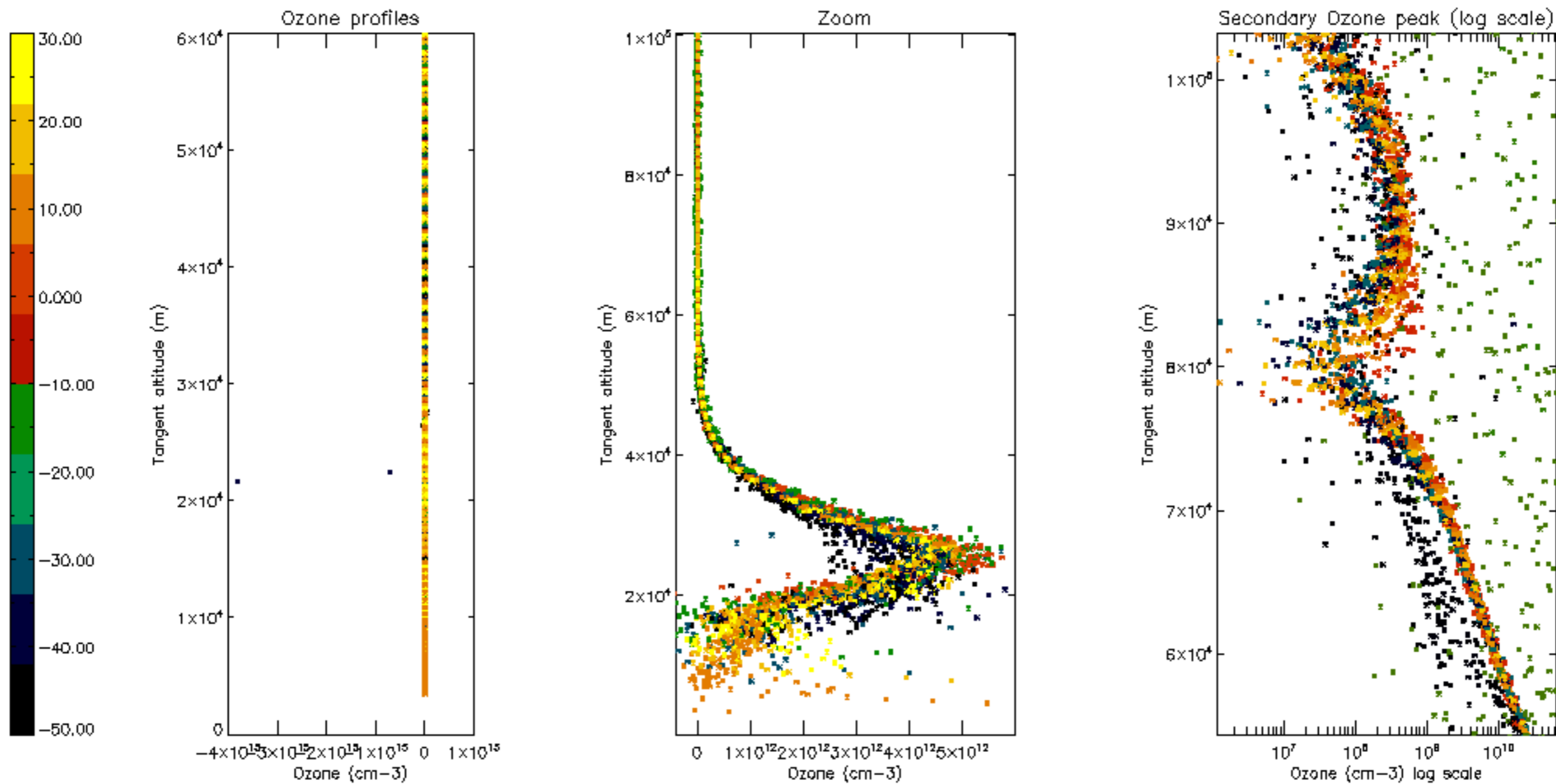


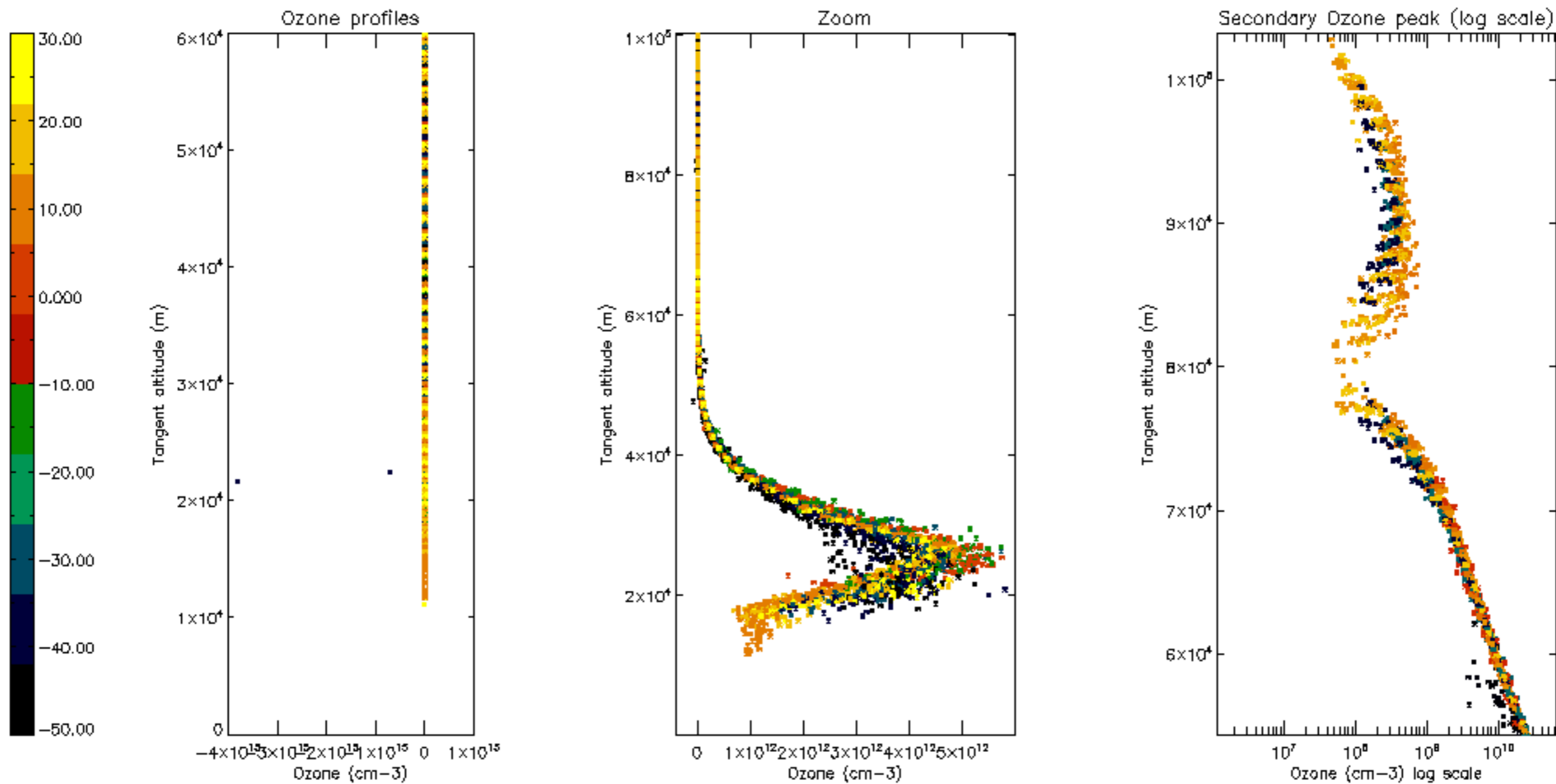
Percentage of star falling outside central band per profile

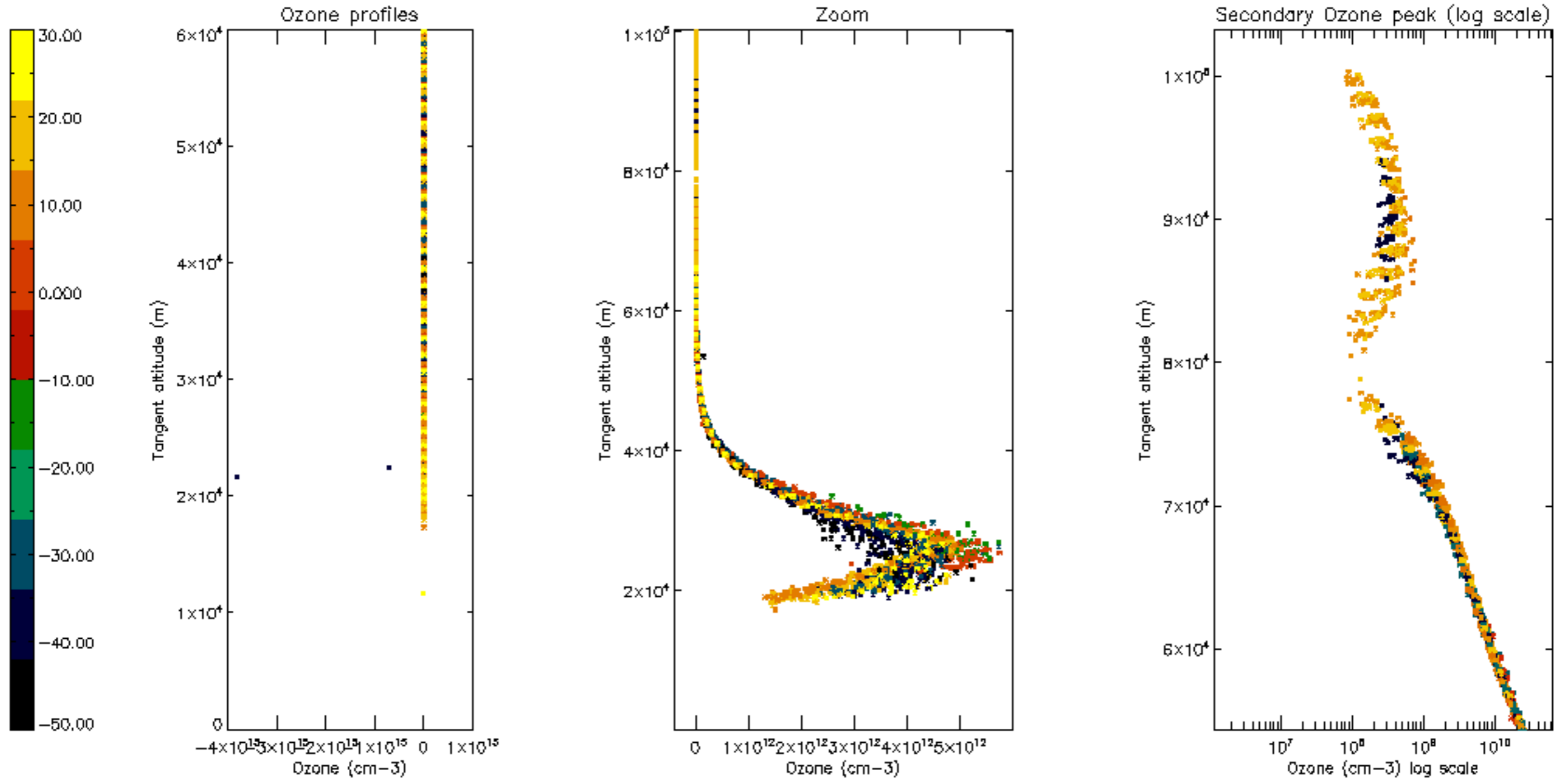


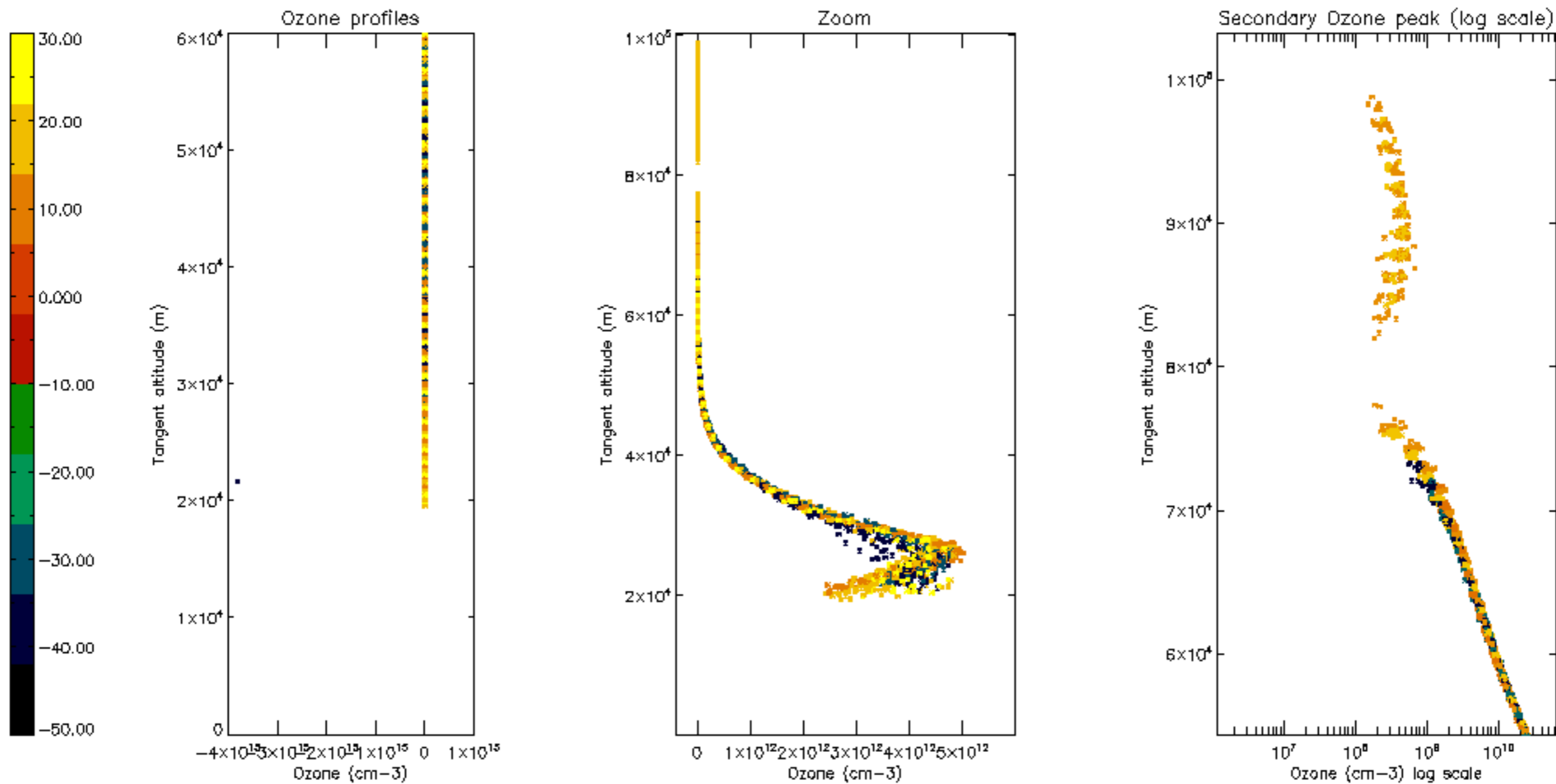
Percentage of saturation errors per profile

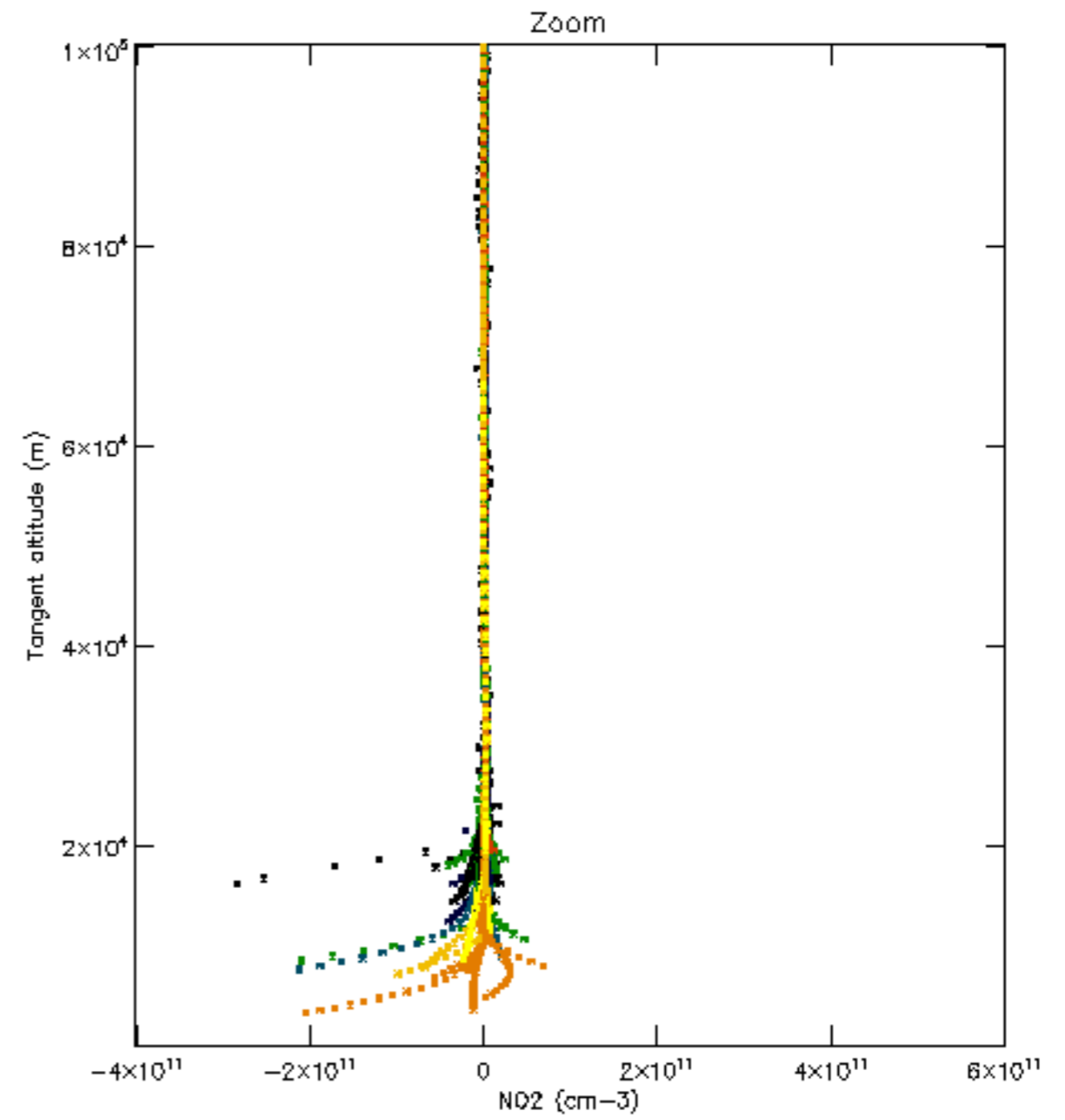
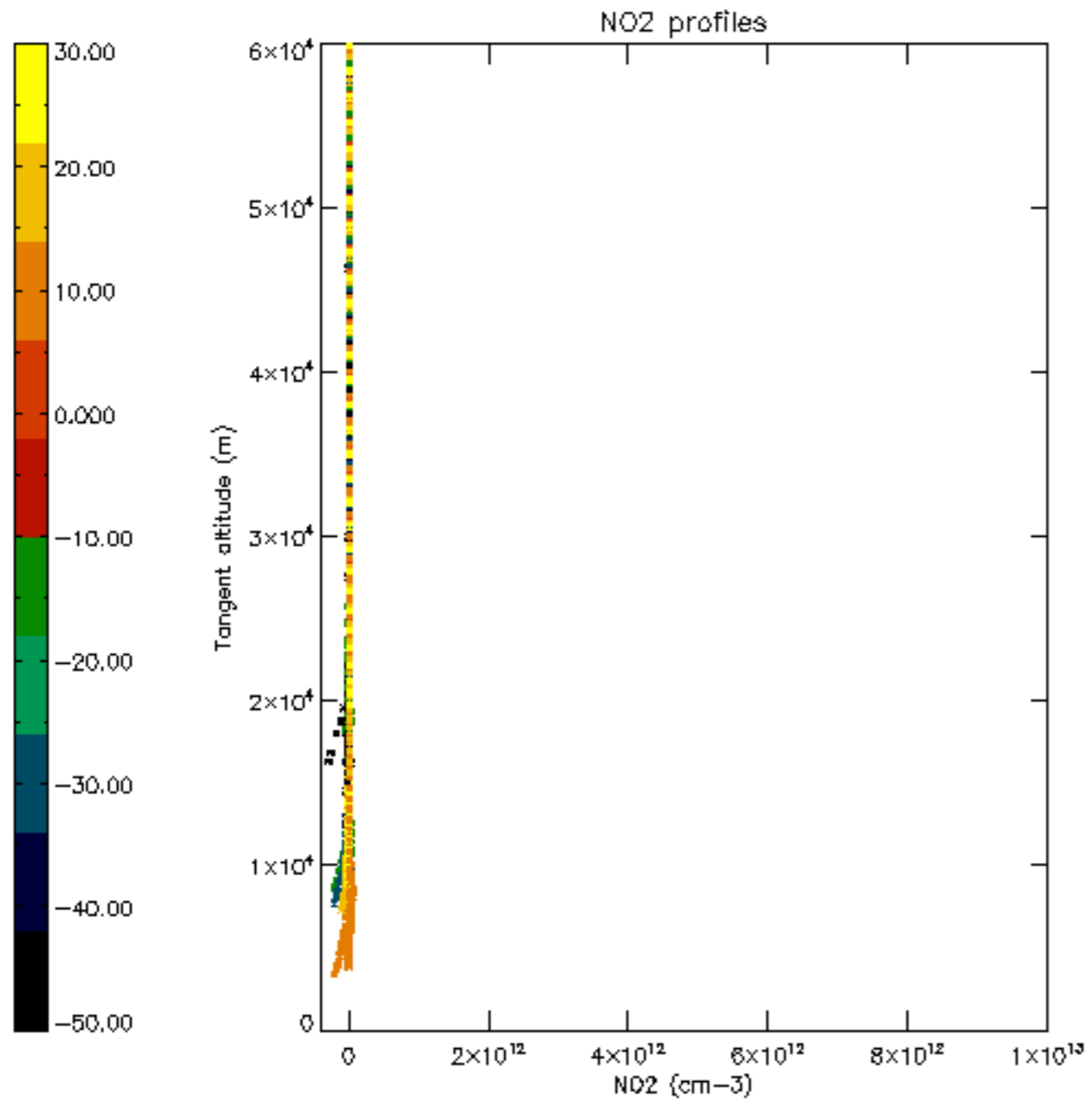


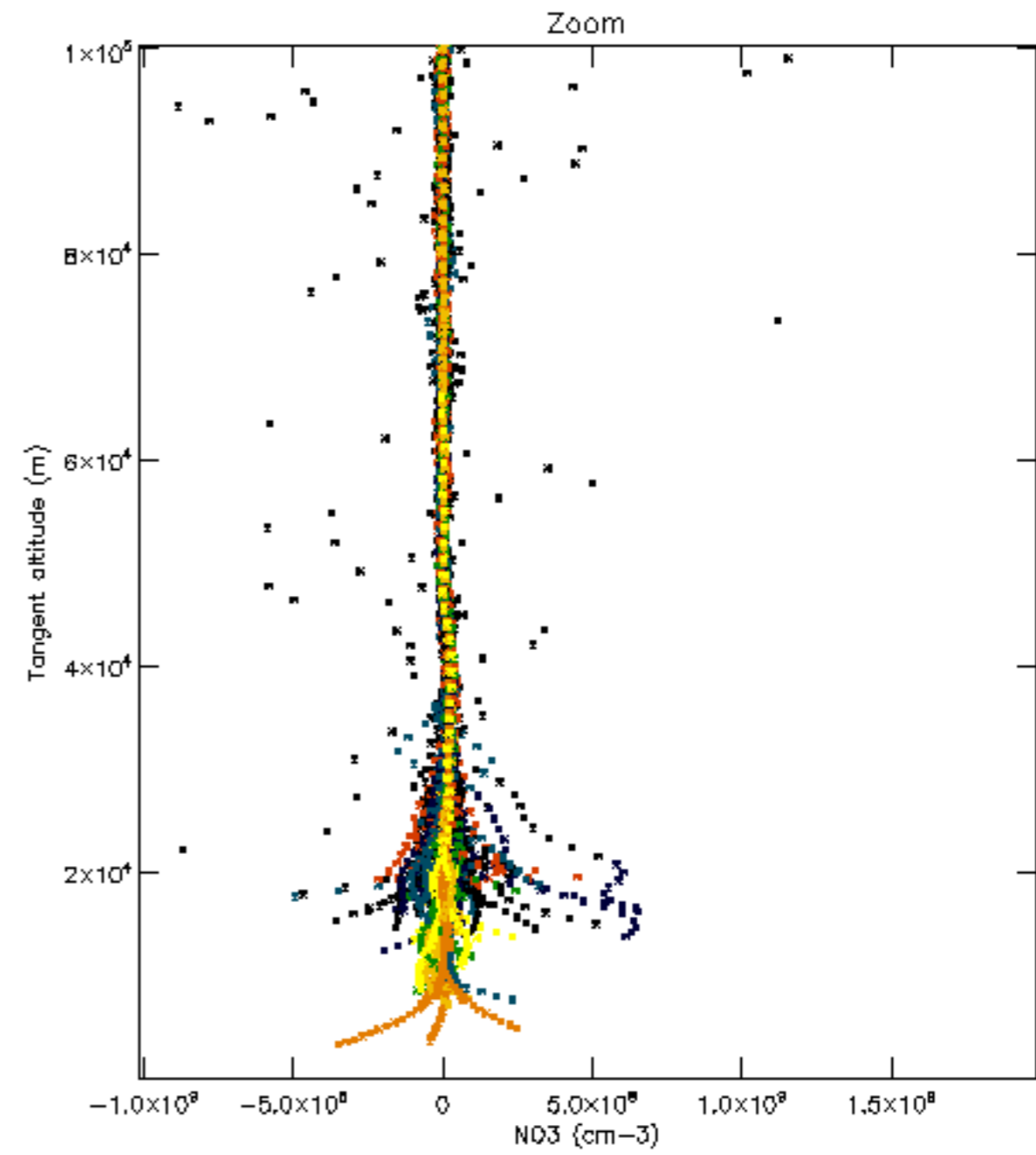
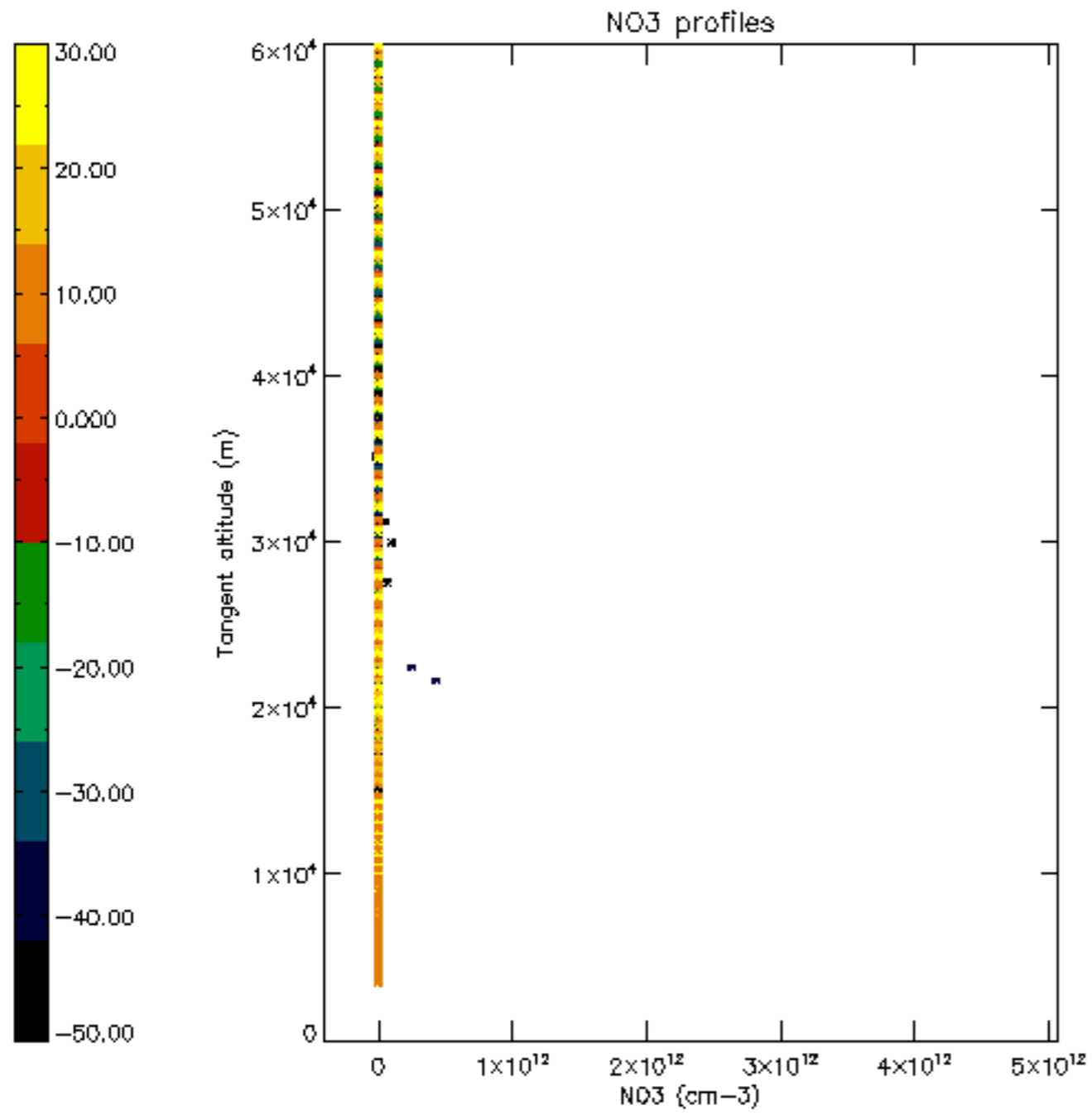


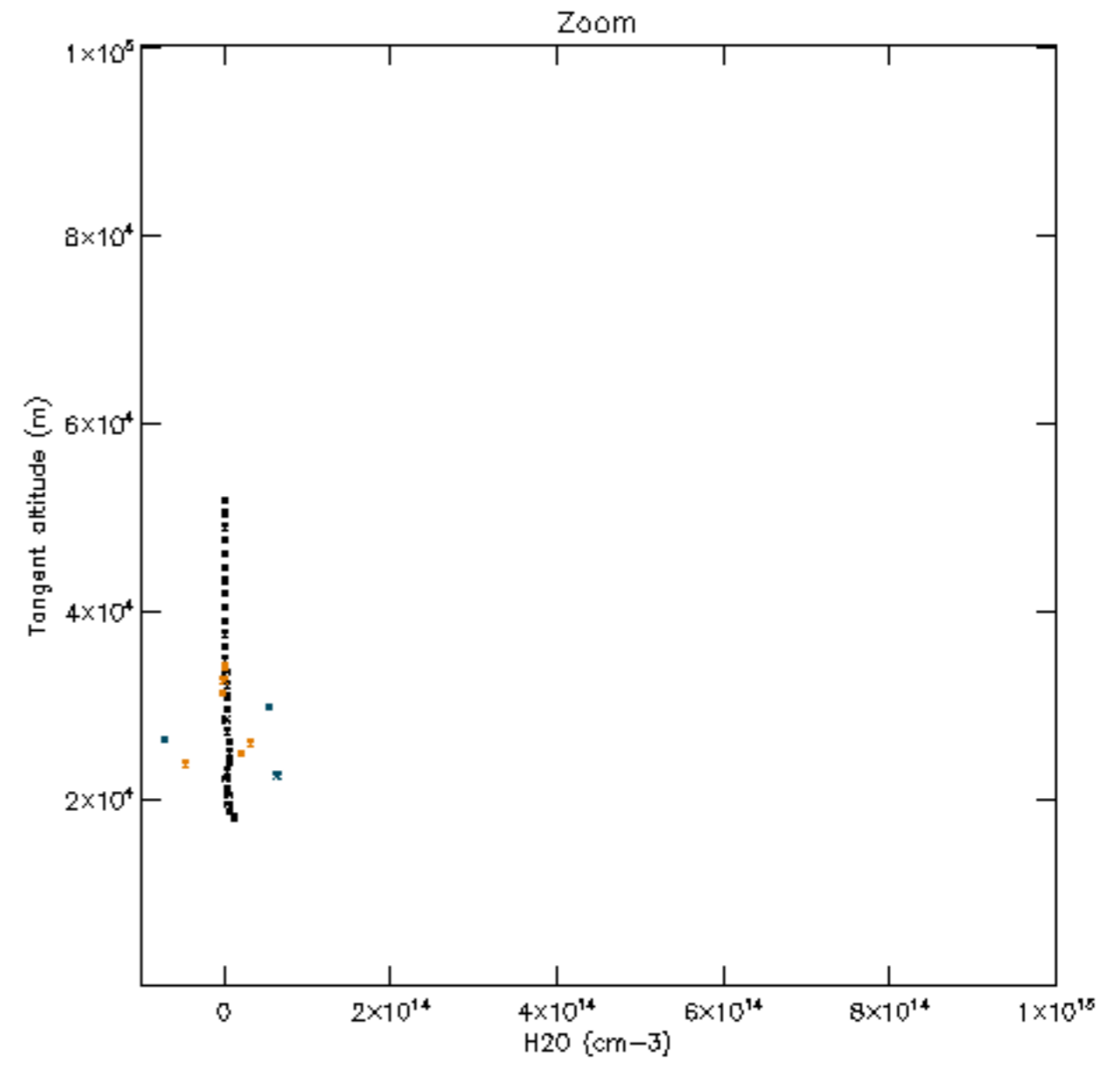
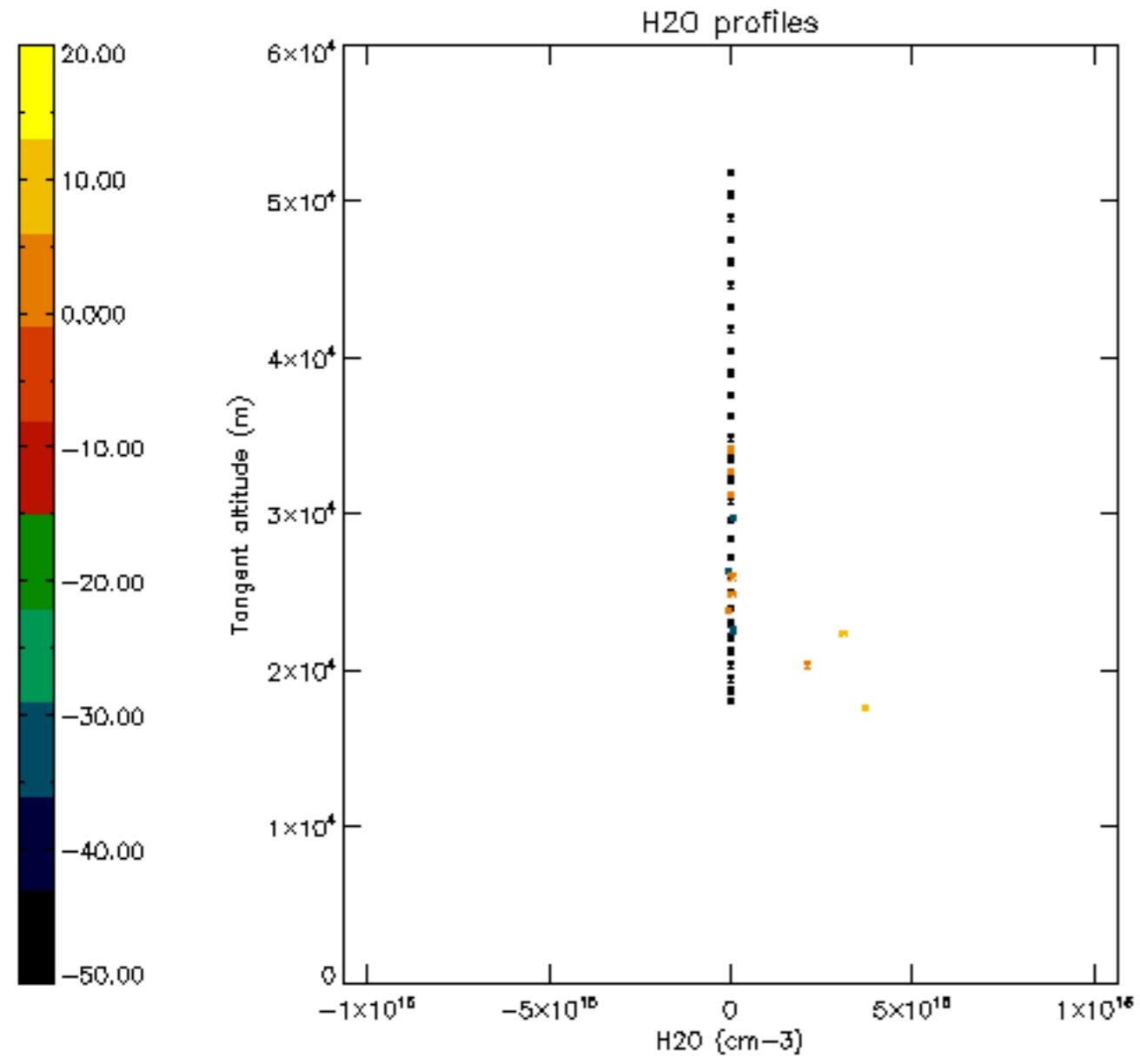


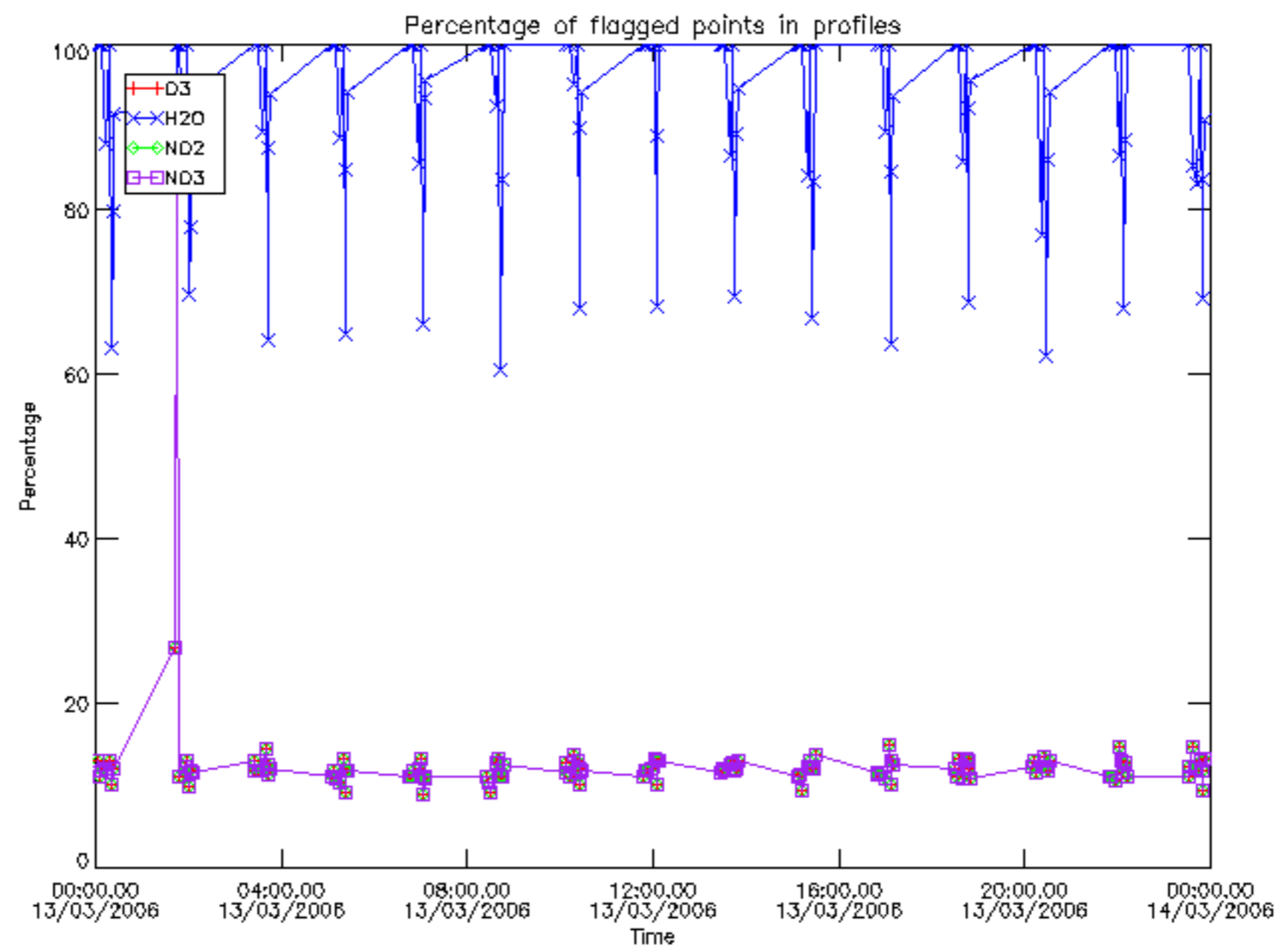




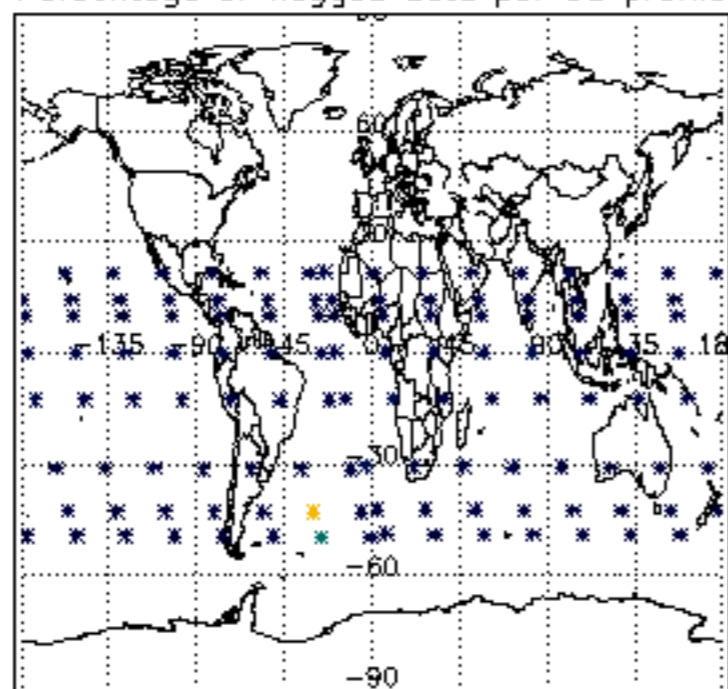




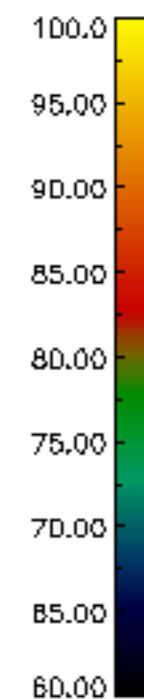
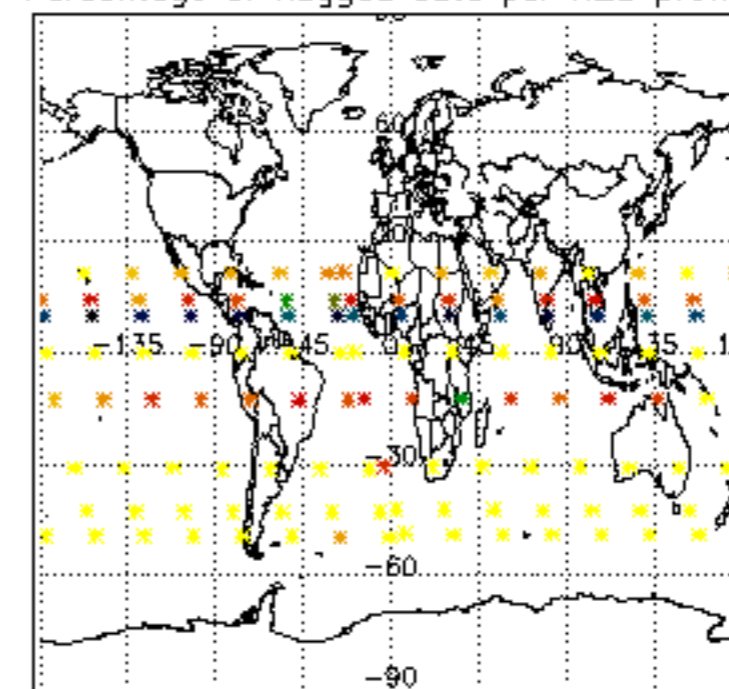




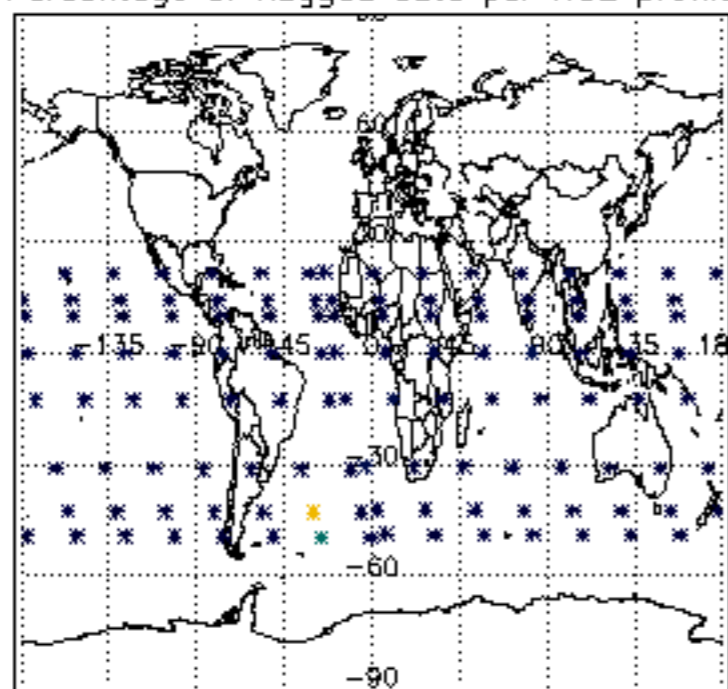
Percentage of flagged data per D3 profile



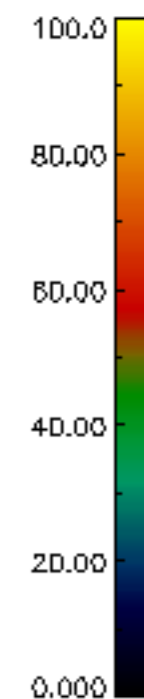
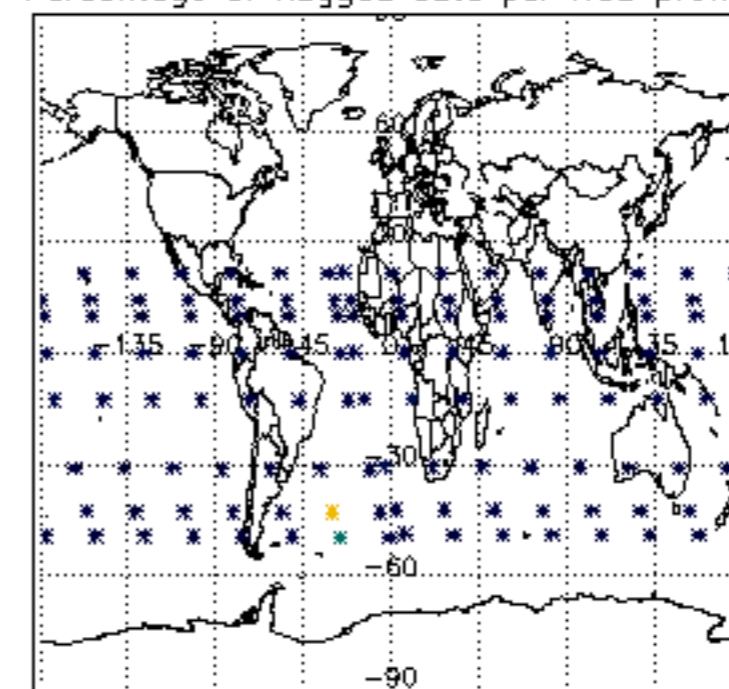
Percentage of flagged data per H2O profile

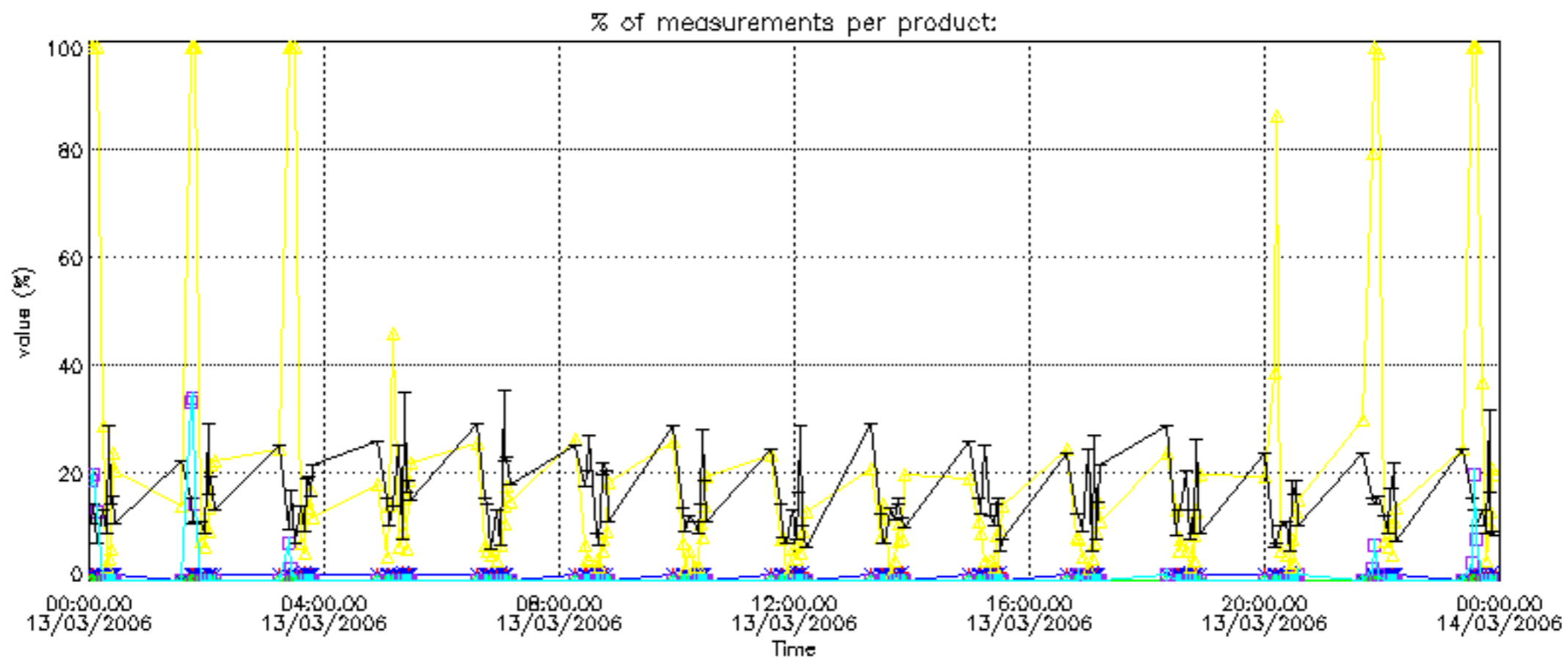


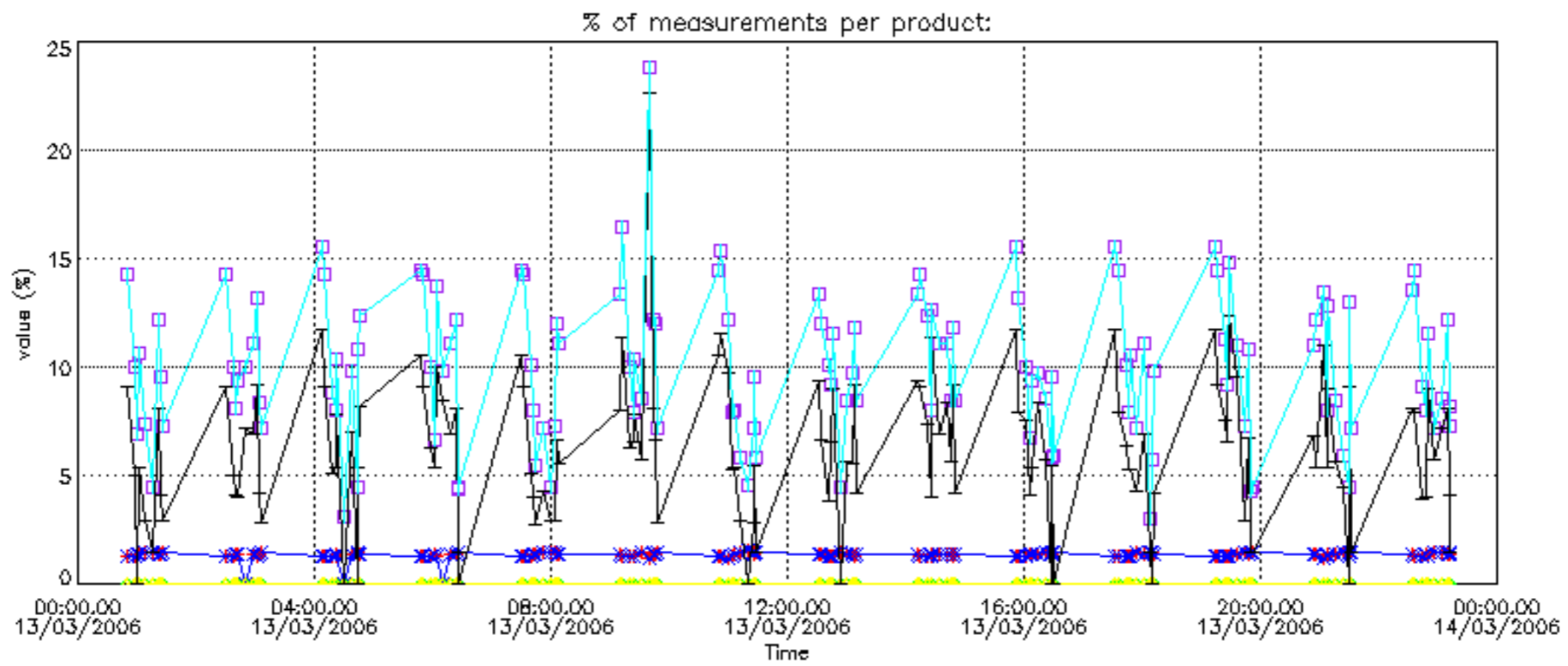
Percentage of flagged data per NO2 profile



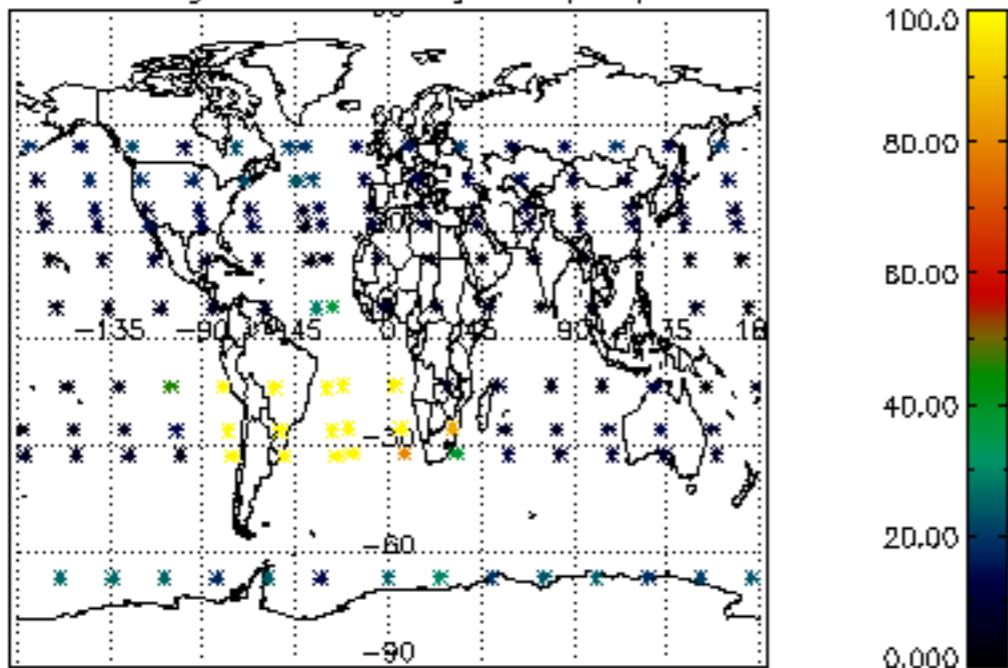
Percentage of flagged data per NO3 profile



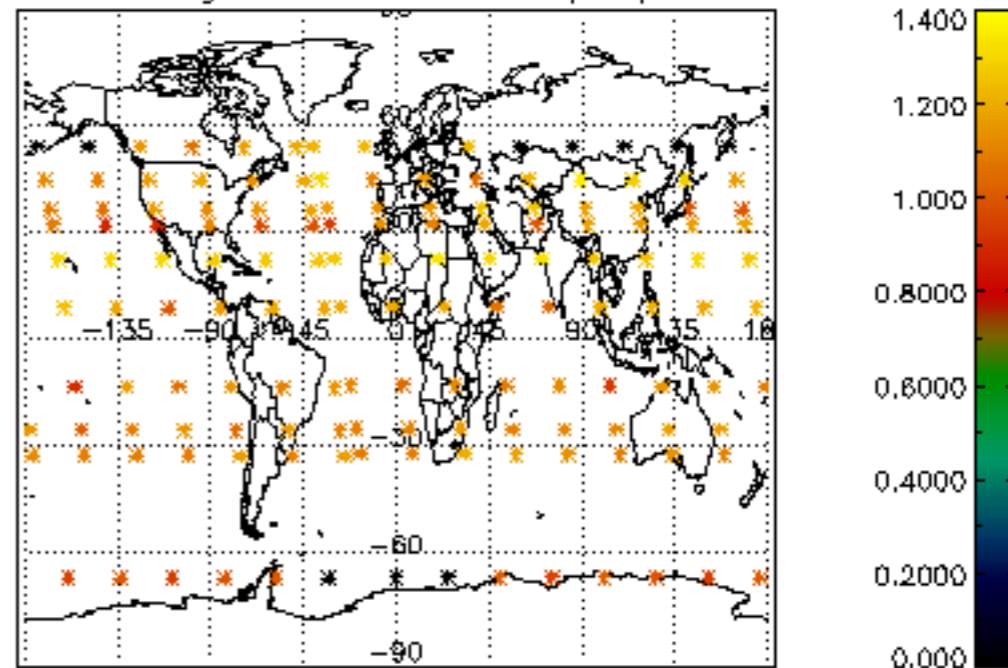




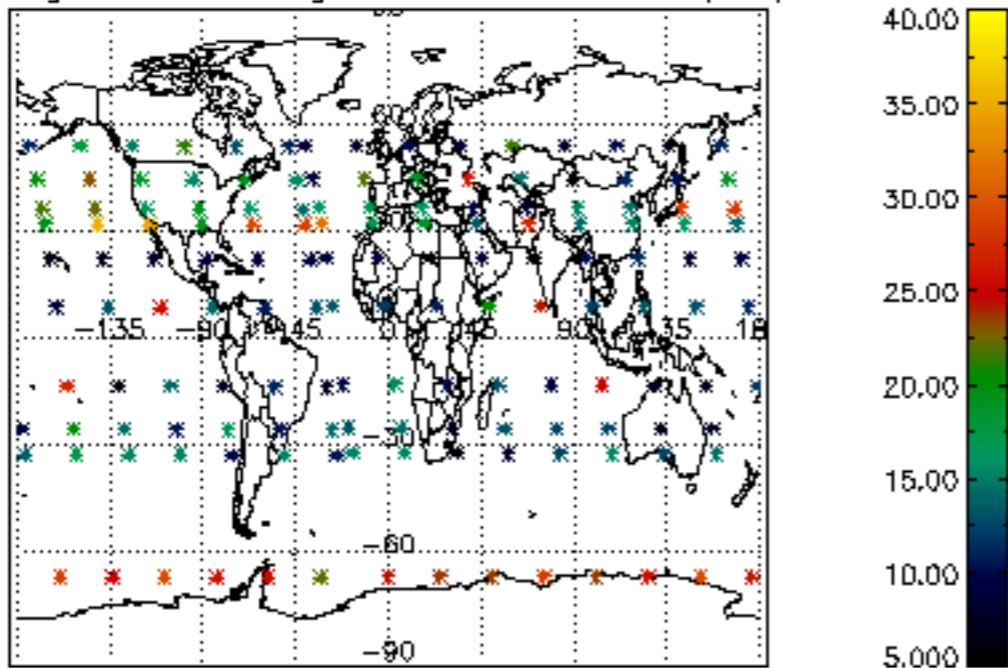
Percentage of cosmic ray hits per profile



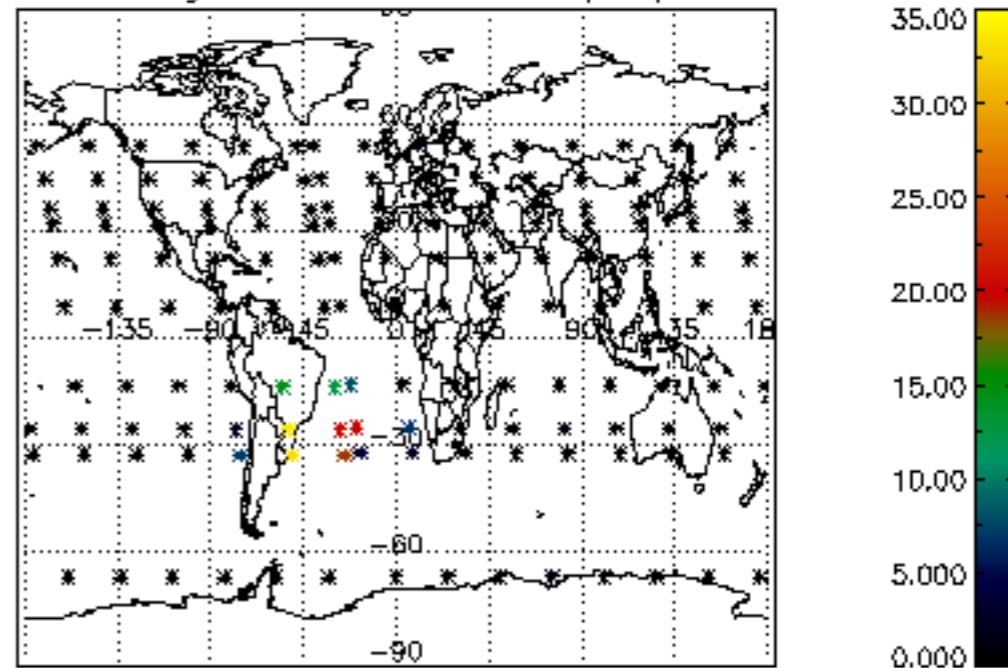
Percentage of datation errors per profile



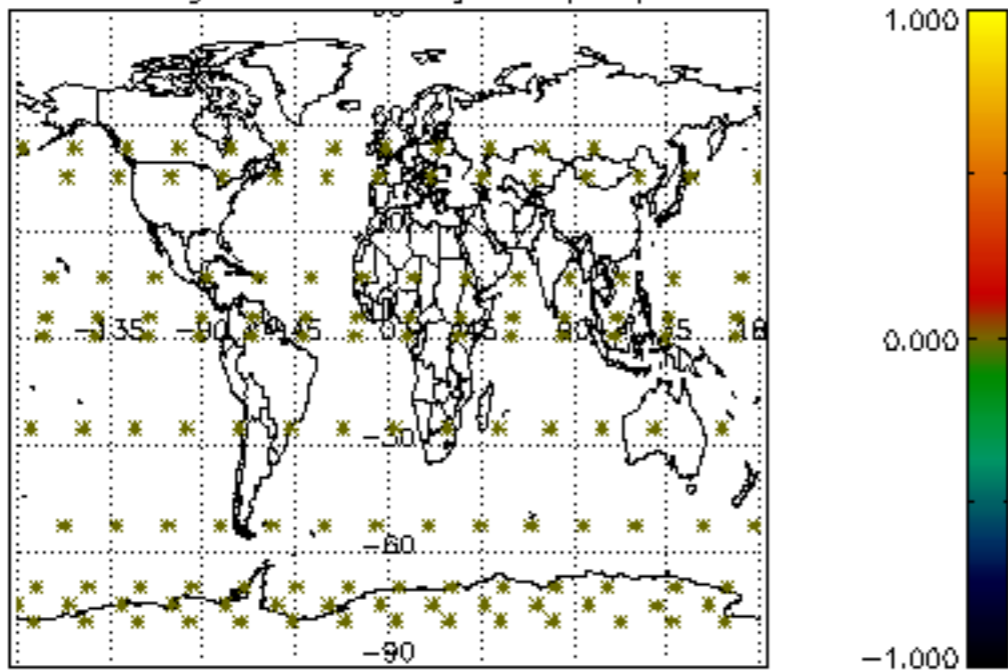
Percentage of star falling outside central band per profile



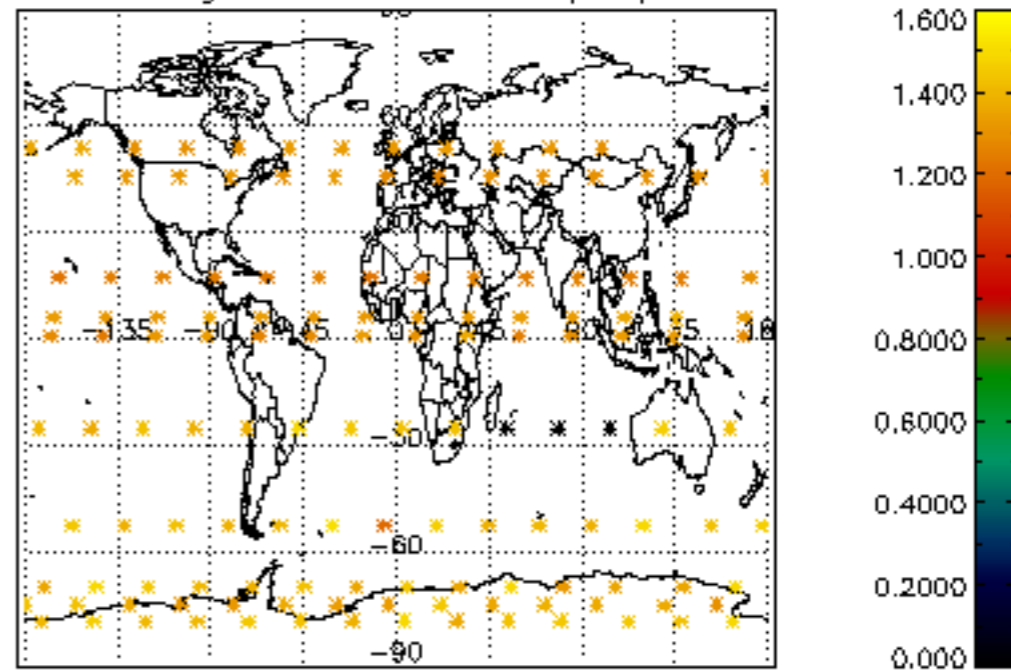
Percentage of saturation errors per profile



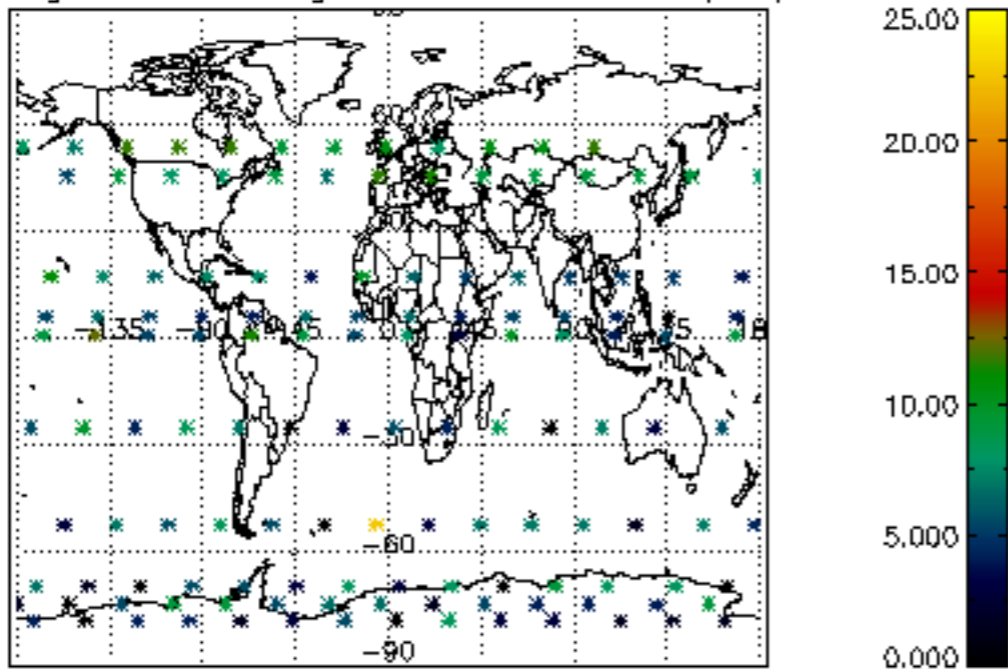
Percentage of cosmic ray hits per profile



Percentage of datation errors per profile



Percentage of star falling outside central band per profile



Percentage of saturation errors per profile

