

GOMOS Level 2 Daily Report

SUMMARY

[1. General Info](#)

[2. Summary of processed GOM_NL_2P products](#)

[3. Level 2 Quality information per product](#)

[3.1 Plot of level 2 quality information per product \(time dependant\)](#)

[3.2 Plot of level 2 quality information per product \(world map\)](#)

[4. Level 1 Quality information per product \(stored on level 2 products\)](#)

[4.1 Plot of level 1 quality information per product \(time dependant\)](#)

[4.1.1 Plot of level 1 quality information per product \(time dependant\): ASCENDING](#)

[4.1.2 Plot of level 1 quality information per product \(time dependant\): DESCENDING](#)

[4.2 Plot of level 1 quality information per product \(world map\)](#)

[4.2.1 Plot of level 1 quality information per product \(world map\): ASCENDING](#)

[4.2.2 Plot of level 1 quality information per product \(world map\): DESCENDING](#)

[5. Ozone profiles based on quality statistics and other trace gas profiles](#)

[5.1 Ozone statistics based on quality of products](#)

[5.2 Plot ozone profiles for all STD \(dark without errors\)](#)

[5.3 Plot ozone profiles where STD < 20% \(dark without errors\)](#)

[5.4. Plot ozone profiles where STD < 10% \(dark without errors\)](#)

[5.5. Plot ozone profiles where STD < 5% \(dark without errors\)](#)

[5.6 Plot NO2 profiles for all STD \(dark without errors\)](#)

[5.7 Plot NO3 profiles for all STD \(dark without errors\)](#)

[5.8 Plot H2O profiles \(only for occultations of stars 1,2,3,4,13,14,16,26,63 dark without errors\) for all STD](#)

[6. Auxiliary Data Files used for the production reported in section 2](#)

This report presents the daily analysis on parameters extracted from GOMOS level 2 data (GOM_NL__2P). It is intended to monitor some important parameters that will impact the quality of these products. A list of level 2 products (and content) that have arrived during the reporting day to the PCF is also given.

Item	Value
Time of report generation	22APR2013 15:56:49
Data source version	GOMOS/6.01
Start time of products	20-02-2006 (20FEB2006 00:00:00)
Stop time of products	21-02-2006 (21FEB2006 00:00:00)
Store outputs in DB	Yes
Nb of level 2 prods	219
Nb of prods with errors	0

2. Summary of processed GOM_NL__2P products.

Nr	Filename	UTC Start time	Limb	Duration	Star Id	Star Name	Star Mag	Star Temp	Nb Meas	Orbit	Prod. error
1	GOM_NL__2PRFIN20060220_075802_000000392045_00193_20788_8429.N1	20-FEB-2006 07:58:02	Dark	38.500	134	Bet TrA	2.8100	6600.0	77	20788	No
2	GOM_NL__2PRFIN20060220_080025_000000572045_00193_20788_8430.N1	20-FEB-2006 08:00:25	Dark	57.000	4	Alp1Cen	-0.010000	5800.0	114	20788	No
3	GOM_NL__2PRFIN20060220_080440_000000402045_00193_20788_8431.N1	20-FEB-2006 08:04:40	Dark	40.000	12	Alp1Cru	0.77500	30000.	80	20788	No
4	GOM_NL__2PRFIN20060220_080650_000000372045_00193_20788_8432.N1	20-FEB-2006 08:06:50	Dark	36.500	124	The Car	2.7640	30000.	73	20788	No
5	GOM_NL__2PRFIN20060220_080926_000000382045_00193_20788_8433.N1	20-FEB-2006 08:09:26	Dark	38.000	71	lot Car	2.2460	7700.0	76	20788	No
6	GOM_NL__2PRFIN20060220_081101_000000372045_00193_20788_8434.N1	20-FEB-2006 08:11:01	Straylight	37.000	46	Del Vel	1.9540	10600.	74	20788	No
7	GOM_NL__2PRFIN20060220_081348_000000462045_00193_20788_8435.N1	20-FEB-2006 08:13:48	Straylight	46.000	65	Lam Vel	2.2040	4400.0	92	20788	No
8	GOM_NL__2PRFIN20060220_081945_000000382045_00193_20788_8436.N1	20-FEB-2006 08:19:45	Straylight	37.500	132	15Rho Pup	2.8030	6900.0	75	20788	No
9	GOM_NL__2PRFIN20060220_082814_000000432045_00193_20788_8437.N1	20-FEB-2006 08:28:14	Bright	43.000	8	10Alp CMi	0.40000	6500.0	86	20788	No
10	GOM_NL__2PRFIN20060220_083426_000000372045_00193_20788_8438.N1	20-FEB-2006 08:34:26	Bright	36.500	17	78Bet Gem	1.1610	4500.0	73	20788	No
11	GOM_NL__2PRFIN20060220_083536_000000362045_00193_20788_8439.N1	20-FEB-2006 08:35:36	Bright	35.500	24	66Alp Gem	1.5800	10200.	71	20788	No
12	GOM_NL__2PRFIN20060220_085141_000000352045_00193_20788_8440.N1	20-FEB-2006 08:51:41	Bright	35.000	49	1Alp UMi	1.9900	6300.0	70	20788	No
13	GOM_NL__2PRFIN20060220_085852_000000352045_00193_20788_8441.N1	20-FEB-2006 08:58:52	Bright	35.000	89	5Alp Cep	2.4510	8000.0	70	20788	No
14	GOM_NL__2PRFIN20060220_090358_000000372045_00193_20788_8442.N1	20-FEB-2006 09:03:58	Bright	36.500	19	50Alp Cyg	1.2460	10500.	73	20788	No
15	GOM_NL__2PRFIN20060220_090533_000000352045_00193_20788_8443.N1	20-FEB-2006 09:05:33	Bright	35.000	66	37Gam Cyg	2.2080	5900.0	70	20788	No
16	GOM_NL__2PRFIN20060220_090702_000000342045_00193_20788_8444.N1	20-FEB-2006 09:07:02	Bright	34.000	92	53Eps Cyg	2.5000	4500.0	68	20788	No
17	GOM_NL__2PRFIN20060220_091350_000000352045_00193_20788_8445.N1	20-FEB-2006 09:13:50	Bright	35.000	168	17Zet Aql	2.9860	11000.	70	20788	No
18	GOM_NL__2PRFIN20060220_092326_000000412045_00193_20788_8446.N1	20-FEB-2006 09:23:26	Twilight	41.000	155	41Pi Sgr	2.9000	6600.0	82	20788	No
19	GOM_NL__2PRFIN20060220_092509_000000412045_00193_20788_8447.N1	20-FEB-2006 09:25:09	Dark	40.500	57	34Sig Sgr	2.0660	26000.	81	20788	No
20	GOM_NL__2PRFIN20060220_092802_000000422045_00193_20788_8448.N1	20-FEB-2006 09:28:02	Dark	41.500	38	20Eps Sgr	1.8360	11000.	83	20788	No
21	GOM_NL__2PRFIN20060220_093136_000000442045_00193_20788_8449.N1	20-FEB-2006 09:31:36	Dark	43.500	40	The Sco	1.8590	7100.0	87	20788	No
22	GOM_NL__2PRFIN20060220_093318_000000382045_00193_20788_8450.N1	20-FEB-2006 09:33:18	Dark	38.000	147	Alp Ara	2.8770	26000.	76	20788	No
23	GOM_NL__2PRFIN20060220_093441_000000392045_00193_20788_8451.N1	20-FEB-2006 09:34:41	Dark	39.000	141	Bet Ara	2.8400	4600.0	78	20788	No
24	GOM_NL__2PRFIN20060220_093839_000000382045_00194_20789_8429.N1	20-FEB-2006 09:38:39	Dark	38.000	134	Bet TrA	2.8100	6600.0	76	20789	No
25	GOM_NL__2PRFIN20060220_094102_000000542045_00194_20789_8430.N1	20-FEB-2006 09:41:02	Dark	54.000	4	Alp1Cen	-0.010000	5800.0	108	20789	No
26	GOM_NL__2PRFIN20060220_094516_000000482045_00194_20789_8431.N1	20-FEB-2006 09:45:16	Dark	48.000	12	Alp1Cru	0.77500	30000.	96	20789	No
27	GOM_NL__2PRFIN20060220_094727_000000362045_00194_20789_8432.N1	20-FEB-2006 09:47:27	Dark	36.000	124	The Car	2.7640	30000.	72	20789	No
28	GOM_NL__2PRFIN20060220_095002_000000402045_00194_20789_8433.N1	20-FEB-2006 09:50:02	Dark	40.000	71	lot Car	2.2460	7700.0	80	20789	No
29	GOM_NL__2PRFIN20060220_095137_000000412045_00194_20789_8434.N1	20-FEB-2006 09:51:37	Straylight	41.000	46	Del Vel	1.9540	10600.	82	20789	No
30	GOM_NL__2PRFIN20060220_095424_000000452045_00194_20789_8435.N1	20-FEB-2006 09:54:24	Straylight	45.000	65	Lam Vel	2.2040	4400.0	90	20789	No
31	GOM_NL__2PRFIN20060220_100021_000000402045_00194_20789_8436.N1	20-FEB-2006 10:00:21	Straylight	40.000	132	15Rho Pup	2.8030	6900.0	80	20789	No
32	GOM_NL__2PRFIN20060220_100850_000000412045_00194_20789_8437.N1	20-FEB-2006 10:08:50	Bright	40.500	8	10Alp CMi	0.40000	6500.0	81	20789	No
33	GOM_NL__2PRFIN20060220_101502_000000392045_00194_20789_8438.N1	20-FEB-2006 10:15:02	Bright	38.500	17	78Bet Gem	1.1610	4500.0	77	20789	No
34	GOM_NL__2PRFIN20060220_101612_000000362045_00194_20789_8439.N1	20-FEB-2006 10:16:12	Bright	36.000	24	66Alp Gem	1.5800	10200.	72	20789	No
35	GOM_NL__2PRFIN20060220_103217_000000332045_00194_20789_8440.N1	20-FEB-2006 10:32:17	Bright	33.000	49	1Alp UMi	1.9900	6300.0	66	20789	No
36	GOM_NL__2PRFIN20060220_103928_000000372045_00194_20789_8441.N1	20-FEB-2006 10:39:28	Bright	36.500	89	5Alp Cep	2.4510	8000.0	73	20789	No
37	GOM_NL__2PRFIN20060220_104434_000000362045_00194_20789_8442.N1	20-FEB-2006 10:44:34	Bright	35.500	19	50Alp Cyg	1.2460	10500.	71	20789	No
38	GOM_NL__2PRFIN20060220_104609_000000342045_00194_20789_8443.N1	20-FEB-2006 10:46:09	Bright	33.500	66	37Gam Cyg	2.2080	5900.0	67	20789	No
39	GOM_NL__2PRFIN20060220_104738_000000342045_00194_20789_8444.N1	20-FEB-2006 10:47:38	Bright	34.000	92	53Eps Cyg	2.5000	4500.0	68	20789	No
40	GOM_NL__2PRFIN20060220_105426_000000352045_00194_20789_8445.N1	20-FEB-2006 10:54:26	Bright	35.000	168	17Zet Aql	2.9860	11000.	70	20789	No
41	GOM_NL__2PRFIN20060220_110402_000000402045_00194_20789_8446.N1	20-FEB-2006 11:04:02	Twilight	39.500	155	41Pi Sgr	2.9000	6600.0	79	20789	No
42	GOM_NL__2PRFIN20060220_110545_000000382045_00194_20789_8447.N1	20-FEB-2006 11:05:45	Dark	38.000	57	34Sig Sgr	2.0660	26000.	76	20789	No

43	GOM_NL__2PRFIN20060220_110838_000000462045_00194_20789_8448.N1	20-FEB-2006 11:08:38	Dark	46.000	38	20Eps Sgr	1.8360	11000.	92	20789	No
44	GOM_NL__2PRFIN20060220_111213_000000522045_00194_20789_8449.N1	20-FEB-2006 11:12:13	Dark	51.500	40	The Sco	1.8590	7100.0	103	20789	No
45	GOM_NL__2PRFIN20060220_111354_000000372045_00194_20789_8450.N1	20-FEB-2006 11:13:54	Dark	37.000	147	Alp Ara	2.8770	26000.	74	20789	No
46	GOM_NL__2PRFIN20060220_111517_000000442045_00194_20789_8451.N1	20-FEB-2006 11:15:17	Dark	43.500	141	Bet Ara	2.8400	4600.0	87	20789	No
47	GOM_NL__2PRFIN20060220_111915_000000392045_00195_20790_8429.N1	20-FEB-2006 11:19:15	Dark	39.000	134	Bet TrA	2.8100	6600.0	78	20790	No
48	GOM_NL__2PRFIN20060220_112138_000000452045_00195_20790_8430.N1	20-FEB-2006 11:21:38	Dark	45.000	4	Alp1Cen	-0.010000	5800.0	90	20790	No
49	GOM_NL__2PRFIN20060220_112553_000000392045_00195_20790_8431.N1	20-FEB-2006 11:25:53	Dark	38.500	12	Alp1Cru	0.77500	30000.	77	20790	No
50	GOM_NL__2PRFIN20060220_112803_000000362045_00195_20790_8432.N1	20-FEB-2006 11:28:03	Dark	36.000	124	The Car	2.7640	30000.	72	20790	No
51	GOM_NL__2PRFIN20060220_113038_000000362045_00195_20790_8433.N1	20-FEB-2006 11:30:38	Dark	36.000	71	lot Car	2.2460	7700.0	72	20790	No
52	GOM_NL__2PRFIN20060220_113213_000000382045_00195_20790_8434.N1	20-FEB-2006 11:32:13	Straylight	37.500	46	Del Vel	1.9540	10600.	75	20790	No
53	GOM_NL__2PRFIN20060220_113500_000000452045_00195_20790_8435.N1	20-FEB-2006 11:35:00	Straylight	44.500	65	Lam Vel	2.2040	4400.0	89	20790	No
54	GOM_NL__2PRFIN20060220_114057_000000382045_00195_20790_8436.N1	20-FEB-2006 11:40:57	Straylight	37.500	132	15Rho Pup	2.8030	6900.0	75	20790	No
55	GOM_NL__2PRFIN20060220_114926_000000412045_00195_20790_8437.N1	20-FEB-2006 11:49:26	Bright	41.000	8	10Alp CMi	0.40000	6500.0	82	20790	No
56	GOM_NL__2PRFIN20060220_115538_000000402045_00195_20790_8438.N1	20-FEB-2006 11:55:38	Bright	39.500	17	78Bet Gem	1.1610	4500.0	79	20790	No
57	GOM_NL__2PRFIN20060220_115648_000000392045_00195_20790_8439.N1	20-FEB-2006 11:56:48	Bright	38.500	24	66Alp Gem	1.5800	10200.	77	20790	No
58	GOM_NL__2PRFIN20060220_121252_000000352045_00195_20790_8440.N1	20-FEB-2006 12:12:52	Bright	34.500	49	1Alp UMi	1.9900	6300.0	69	20790	No
59	GOM_NL__2PRFIN20060220_122004_000000332045_00195_20790_8441.N1	20-FEB-2006 12:20:04	Bright	33.000	89	5Alp Cep	2.4510	8000.0	66	20790	No
60	GOM_NL__2PRFIN20060220_122510_000000352045_00195_20790_8442.N1	20-FEB-2006 12:25:10	Bright	35.000	19	50Alp Cyg	1.2460	10500.	70	20790	No
61	GOM_NL__2PRFIN20060220_122645_000000332045_00195_20790_8443.N1	20-FEB-2006 12:26:45	Bright	32.500	66	37Gam Cyg	2.2080	5900.0	65	20790	No
62	GOM_NL__2PRFIN20060220_122814_000000342045_00195_20790_8444.N1	20-FEB-2006 12:28:14	Bright	33.500	92	53Eps Cyg	2.5000	4500.0	67	20790	No
63	GOM_NL__2PRFIN20060220_123502_000000352045_00195_20790_8445.N1	20-FEB-2006 12:35:02	Bright	35.000	168	17Zet Aql	2.9860	11000.	70	20790	No
64	GOM_NL__2PRFIN20060220_124439_000000402045_00195_20790_8446.N1	20-FEB-2006 12:44:39	Twilight	40.000	155	41Pi Sgr	2.9000	6600.0	80	20790	No
65	GOM_NL__2PRFIN20060220_124621_000000392045_00195_20790_8447.N1	20-FEB-2006 12:46:21	Dark	39.000	57	34Sig Sgr	2.0660	26000.	78	20790	No
66	GOM_NL__2PRFIN20060220_124914_000000382045_00195_20790_8448.N1	20-FEB-2006 12:49:14	Dark	38.000	38	20Eps Sgr	1.8360	11000.	76	20790	No
67	GOM_NL__2PRFIN20060220_125249_000000392045_00195_20790_8449.N1	20-FEB-2006 12:52:49	Dark	39.000	40	The Sco	1.8590	7100.0	78	20790	No
68	GOM_NL__2PRFIN20060220_125430_000000382045_00195_20790_8450.N1	20-FEB-2006 12:54:30	Dark	37.500	147	Alp Ara	2.8770	26000.	75	20790	No
69	GOM_NL__2PRFIN20060220_125553_000000492045_00195_20790_8451.N1	20-FEB-2006 12:55:53	Dark	49.000	141	Bet Ara	2.8400	4600.0	98	20790	No
70	GOM_NL__2PRFIN20060220_125952_000000402045_00196_20791_8429.N1	20-FEB-2006 12:59:52	Dark	39.500	134	Bet TrA	2.8100	6600.0	79	20791	No
71	GOM_NL__2PRFIN20060220_130215_000000442045_00196_20791_8430.N1	20-FEB-2006 13:02:15	Dark	43.500	4	Alp1Cen	-0.010000	5800.0	87	20791	No
72	GOM_NL__2PRFIN20060220_130629_000000462045_00196_20791_8431.N1	20-FEB-2006 13:06:29	Dark	45.500	12	Alp1Cru	0.77500	30000.	91	20791	No
73	GOM_NL__2PRFIN20060220_130839_000000362045_00196_20791_8432.N1	20-FEB-2006 13:08:39	Dark	36.000	124	The Car	2.7640	30000.	72	20791	No
74	GOM_NL__2PRFIN20060220_131114_000000362045_00196_20791_8433.N1	20-FEB-2006 13:11:14	Dark	35.500	71	lot Car	2.2460	7700.0	71	20791	No
75	GOM_NL__2PRFIN20060220_131249_000000392045_00196_20791_8434.N1	20-FEB-2006 13:12:49	Straylight	38.500	46	Del Vel	1.9540	10600.	77	20791	No
76	GOM_NL__2PRFIN20060220_131536_000000452045_00196_20791_8435.N1	20-FEB-2006 13:15:36	Straylight	45.000	65	Lam Vel	2.2040	4400.0	90	20791	No
77	GOM_NL__2PRFIN20060220_132133_000000412045_00196_20791_8436.N1	20-FEB-2006 13:21:33	Straylight	40.500	132	15Rho Pup	2.8030	6900.0	81	20791	No
78	GOM_NL__2PRFIN20060220_133003_000000422045_00196_20791_8437.N1	20-FEB-2006 13:30:03	Bright	41.500	8	10Alp CMi	0.40000	6500.0	83	20791	No
79	GOM_NL__2PRFIN20060220_133614_000000372045_00196_20791_8438.N1	20-FEB-2006 13:36:14	Bright	36.500	17	78Bet Gem	1.1610	4500.0	73	20791	No
80	GOM_NL__2PRFIN20060220_133724_000000362045_00196_20791_8439.N1	20-FEB-2006 13:37:24	Bright	35.500	24	66Alp Gem	1.5800	10200.	71	20791	No
81	GOM_NL__2PRFIN20060220_135328_000000352045_00196_20791_8440.N1	20-FEB-2006 13:53:28	Bright	34.500	49	1Alp UMi	1.9900	6300.0	69	20791	No
82	GOM_NL__2PRFIN20060220_140040_000000362045_00196_20791_8441.N1	20-FEB-2006 14:00:40	Bright	35.500	89	5Alp Cep	2.4510	8000.0	71	20791	No
83	GOM_NL__2PRFIN20060220_140546_000000352045_00196_20791_8442.N1	20-FEB-2006 14:05:46	Bright	34.500	19	50Alp Cyg	1.2460	10500.	69	20791	No
84	GOM_NL__2PRFIN20060220_140722_000000342045_00196_20791_8443.N1	20-FEB-2006 14:07:22	Bright	33.500	66	37Gam Cyg	2.2080	5900.0	67	20791	No
85	GOM_NL__2PRFIN20060220_140850_000000352045_00196_20791_8444.N1	20-FEB-2006 14:08:50	Bright	34.500	92	53Eps Cyg	2.5000	4500.0	69	20791	No
86	GOM_NL__2PRFIN20060220_141538_000000362045_00196_20791_8445.N1	20-FEB-2006 14:15:38	Bright	35.500	168	17Zet Aql	2.9860	11000.	71	20791	No
87	GOM_NL__2PRFIN20060220_142515_000000412045_00196_20791_8446.N1	20-FEB-2006 14:25:15	Twilight	40.500	155	41Pi Sgr	2.9000	6600.0	81	20791	No
88	GOM_NL__2PRFIN20060220_142657_000000402045_00196_20791_8447.N1	20-FEB-2006 14:26:57	Dark	39.500	57	34Sig Sgr	2.0660	26000.	79	20791	No
89	GOM_NL__2PRFIN20060220_142951_000000432045_00196_20791_8448.N1	20-FEB-2006 14:29:51	Dark	43.000	38	20Eps Sgr	1.8360	11000.	86	20791	No
90	GOM_NL__2PRFIN20060220_143326_000000442045_00196_20791_8449.N1	20-FEB-2006 14:33:26	Dark	44.000	40	The Sco	1.8590	7100.0	88	20791	No
91	GOM_NL__2PRFIN20060220_143507_000000392045_00196_20791_8450.N1	20-FEB-2006 14:35:07	Dark	39.000	147	Alp Ara	2.8770	26000.	78	20791	No
92	GOM_NL__2PRFIN20060220_143630_000000392045_00196_20791_8451.N1	20-FEB-2006 14:36:30	Dark	39.000	141	Bet Ara	2.8400	4600.0	78	20791	No
93	GOM_NL__2PRFIN20060220_144028_000000382045_00197_20792_8429.N1	20-FEB-2006 14:40:28	Dark	38.000	134	Bet TrA	2.8100	6600.0	76	20792	No
94	GOM_NL__2PRFIN20060220_144251_000000442045_00197_20792_8430.N1	20-FEB-2006 14:42:51	Dark	43.500	4	Alp1Cen	-0.010000	5800.0	87	20792	No
95	GOM_NL__2PRFIN20060220_144705_000000422045_00197_20792_8431.N1	20-FEB-2006 14:47:05	Dark	41.500	12	Alp1Cru	0.77500	30000.	83	20792	No
96	GOM_NL__2PRFIN20060220_144915_000000372045_00197_20792_8432.N1	20-FEB-2006 14:49:15	Dark	36.500	124	The Car	2.7640	30000.	73	20792	No
97	GOM_NL__2PRFIN20060220_145150_000000392045_00197_20792_8433.N1	20-FEB-2006 14:51:50	Dark	38.500	71	lot Car	2.2460	7700.0	77	20792	No
98	GOM_NL__2PRFIN20060220_145325_000000402045_00197_20792_8434.N1	20-FEB-2006 14:53:25	Straylight	39.500	46	Del Vel	1.9540	10600.	79	20792	No
99	GOM_NL__2PRFIN20060220_145612_000000472045_00197_20792_8435.N1	20-FEB-2006 14:56:12	Straylight	47.000	65	Lam Vel	2.2040	4400.0	94	20792	No
100	GOM_NL__2PRFIN20060220_150209_000000402045_00197_20792_8436.N1	20-FEB-2006 15:02:09	Straylight	39.500	132	15Rho Pup	2.8030	6900.0	79	20792	No
101	GOM_NL__2PRFIN20060220_151039_000000412045_00197_20792_8437.N1	20-FEB-2006 15:10:39	Bright	41.000	8	10Alp CMi	0.40000	6500.0	82	20792	No

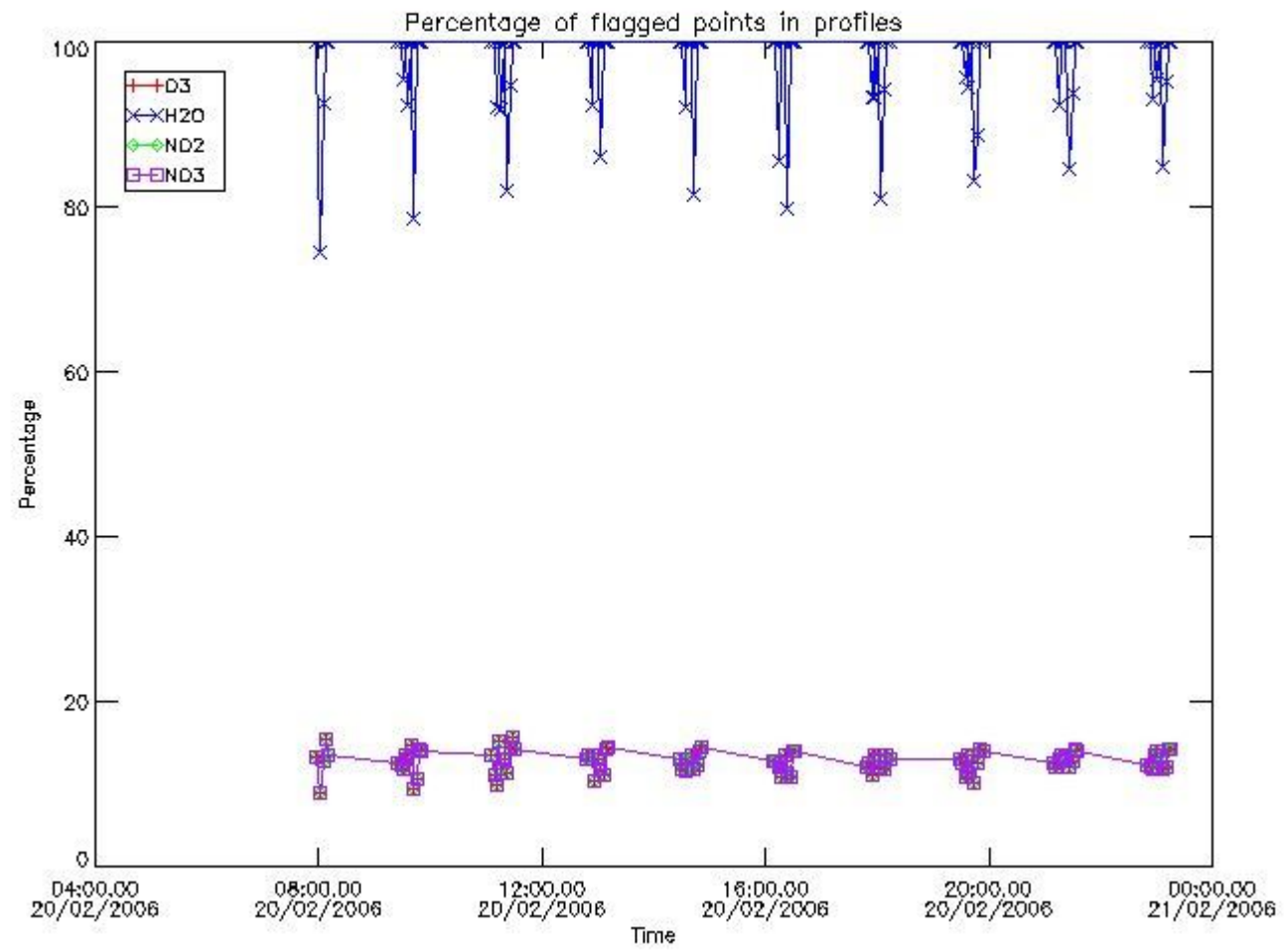
102	GOM_NL__2PRFIN20060220_151650_000000372045_00197_20792_8438.N1	20-FEB-2006 15:16:50	Bright	37.000	17	78Bet Gem	1.1610	4500.0	74	20792	No
103	GOM_NL__2PRFIN20060220_151800_000000362045_00197_20792_8439.N1	20-FEB-2006 15:18:00	Bright	36.000	24	66Alp Gem	1.5800	10200.	72	20792	No
104	GOM_NL__2PRFIN20060220_153404_000000352045_00197_20792_8440.N1	20-FEB-2006 15:34:04	Bright	35.000	49	1Alp UMi	1.9900	6300.0	70	20792	No
105	GOM_NL__2PRFIN20060220_154116_000000372045_00197_20792_8441.N1	20-FEB-2006 15:41:16	Bright	36.500	89	5Alp Cep	2.4510	8000.0	73	20792	No
106	GOM_NL__2PRFIN20060220_154622_000000372045_00197_20792_8442.N1	20-FEB-2006 15:46:22	Bright	36.500	19	50Alp Cyg	1.2460	10500.	73	20792	No
107	GOM_NL__2PRFIN20060220_154758_000000362045_00197_20792_8443.N1	20-FEB-2006 15:47:58	Bright	35.500	66	37Gam Cyg	2.2080	5900.0	71	20792	No
108	GOM_NL__2PRFIN20060220_154926_000000362045_00197_20792_8444.N1	20-FEB-2006 15:49:26	Bright	35.500	92	53Eps Cyg	2.5000	4500.0	71	20792	No
109	GOM_NL__2PRFIN20060220_155615_000000362045_00197_20792_8445.N1	20-FEB-2006 15:56:15	Bright	36.000	168	17Zet Aql	2.9860	11000.	72	20792	No
110	GOM_NL__2PRFIN20060220_160551_000000422045_00197_20792_8446.N1	20-FEB-2006 16:05:51	Twilight	41.500	155	41Pi Sgr	2.9000	6600.0	83	20792	No
111	GOM_NL__2PRFIN20060220_160734_000000402045_00197_20792_8447.N1	20-FEB-2006 16:07:34	Dark	40.000	57	34Sig Sgr	2.0660	26000.	80	20792	No
112	GOM_NL__2PRFIN20060220_161027_000000402045_00197_20792_8448.N1	20-FEB-2006 16:10:27	Dark	40.000	38	20Eps Sgr	1.8360	11000.	80	20792	No
113	GOM_NL__2PRFIN20060220_161402_000000422045_00197_20792_8449.N1	20-FEB-2006 16:14:02	Dark	42.000	40	The Sco	1.8590	7100.0	84	20792	No
114	GOM_NL__2PRFIN20060220_161543_000000412045_00197_20792_8450.N1	20-FEB-2006 16:15:43	Dark	40.500	147	Alp Ara	2.8770	26000.	81	20792	No
115	GOM_NL__2PRFIN20060220_161706_000000472045_00197_20792_8451.N1	20-FEB-2006 16:17:06	Dark	47.000	141	Bet Ara	2.8400	4600.0	94	20792	No
116	GOM_NL__2PRFIN20060220_162104_000000382045_00198_20793_8430.N1	20-FEB-2006 16:21:04	Dark	37.500	134	Bet TrA	2.8100	6600.0	75	20793	No
117	GOM_NL__2PRFIN20060220_162328_000000452045_00198_20793_8431.N1	20-FEB-2006 16:23:28	Dark	45.000	4	Alp1Cen	-0.010000	5800.0	90	20793	No
118	GOM_NL__2PRFIN20060220_162742_000000482045_00198_20793_8432.N1	20-FEB-2006 16:27:42	Dark	47.500	12	Alp1Cru	0.77500	30000.	95	20793	No
119	GOM_NL__2PRFIN20060220_162951_000000372045_00198_20793_8433.N1	20-FEB-2006 16:29:51	Dark	36.500	124	The Car	2.7640	30000.	73	20793	No
120	GOM_NL__2PRFIN20060220_163226_000000372045_00198_20793_8434.N1	20-FEB-2006 16:32:26	Dark	36.500	71	lot Car	2.2460	7700.0	73	20793	No
121	GOM_NL__2PRFIN20060220_163401_000000412045_00198_20793_8435.N1	20-FEB-2006 16:34:01	Straylight	40.500	46	Del Vel	1.9540	10600.	81	20793	No
122	GOM_NL__2PRFIN20060220_163648_000000462045_00198_20793_8436.N1	20-FEB-2006 16:36:48	Straylight	45.500	65	Lam Vel	2.2040	4400.0	91	20793	No
123	GOM_NL__2PRFIN20060220_164246_000000402045_00198_20793_8437.N1	20-FEB-2006 16:42:46	Straylight	39.500	132	15Rho Pup	2.8030	6900.0	79	20793	No
124	GOM_NL__2PRFIN20060220_165115_000000422045_00198_20793_8438.N1	20-FEB-2006 16:51:15	Bright	42.000	8	10Alp CMi	0.40000	6500.0	84	20793	No
125	GOM_NL__2PRFIN20060220_165726_000000372045_00198_20793_8439.N1	20-FEB-2006 16:57:26	Bright	36.500	17	78Bet Gem	1.1610	4500.0	73	20793	No
126	GOM_NL__2PRFIN20060220_165836_000000372045_00198_20793_8440.N1	20-FEB-2006 16:58:36	Bright	37.000	24	66Alp Gem	1.5800	10200.	74	20793	No
127	GOM_NL__2PRFIN20060220_171440_000000372045_00198_20793_8441.N1	20-FEB-2006 17:14:40	Bright	36.500	49	1Alp UMi	1.9900	6300.0	73	20793	No
128	GOM_NL__2PRFIN20060220_172152_000000362045_00198_20793_8442.N1	20-FEB-2006 17:21:52	Bright	36.000	89	5Alp Cep	2.4510	8000.0	72	20793	No
129	GOM_NL__2PRFIN20060220_172658_000000352045_00198_20793_8443.N1	20-FEB-2006 17:26:58	Bright	35.000	19	50Alp Cyg	1.2460	10500.	70	20793	No
130	GOM_NL__2PRFIN20060220_172834_000000372045_00198_20793_8444.N1	20-FEB-2006 17:28:34	Bright	36.500	66	37Gam Cyg	2.2080	5900.0	73	20793	No
131	GOM_NL__2PRFIN20060220_173003_000000342045_00198_20793_8445.N1	20-FEB-2006 17:30:03	Bright	34.000	92	53Eps Cyg	2.5000	4500.0	68	20793	No
132	GOM_NL__2PRFIN20060220_173651_000000362045_00198_20793_8446.N1	20-FEB-2006 17:36:51	Bright	35.500	168	17Zet Aql	2.9860	11000.	71	20793	No
133	GOM_NL__2PRFIN20060220_174627_000000402045_00198_20793_8447.N1	20-FEB-2006 17:46:27	Twilight	40.000	155	41Pi Sgr	2.9000	6600.0	80	20793	No
134	GOM_NL__2PRFIN20060220_174810_000000422045_00198_20793_8448.N1	20-FEB-2006 17:48:10	Dark	42.000	57	34Sig Sgr	2.0660	26000.	84	20793	No
135	GOM_NL__2PRFIN20060220_175104_000000452045_00198_20793_8449.N1	20-FEB-2006 17:51:04	Dark	44.500	38	20Eps Sgr	1.8360	11000.	89	20793	No
136	GOM_NL__2PRFIN20060220_175439_000000462045_00198_20793_8450.N1	20-FEB-2006 17:54:39	Dark	45.500	40	The Sco	1.8590	7100.0	91	20793	No
137	GOM_NL__2PRFIN20060220_175620_000000402045_00198_20793_8451.N1	20-FEB-2006 17:56:20	Dark	39.500	147	Alp Ara	2.8770	26000.	79	20793	No
138	GOM_NL__2PRFIN20060220_175743_000000382045_00198_20793_8452.N1	20-FEB-2006 17:57:43	Dark	38.000	141	Bet Ara	2.8400	4600.0	76	20793	No
139	GOM_NL__2PRFIN20060220_180141_000000382045_00199_20794_8430.N1	20-FEB-2006 18:01:41	Dark	38.000	134	Bet TrA	2.8100	6600.0	76	20794	No
140	GOM_NL__2PRFIN20060220_180405_000000432045_00199_20794_8431.N1	20-FEB-2006 18:04:05	Dark	42.500	4	Alp1Cen	-0.010000	5800.0	85	20794	No
141	GOM_NL__2PRFIN20060220_180819_000000442045_00199_20794_8432.N1	20-FEB-2006 18:08:19	Dark	43.500	12	Alp1Cru	0.77500	30000.	87	20794	No
142	GOM_NL__2PRFIN20060220_181028_000000382045_00199_20794_8433.N1	20-FEB-2006 18:10:28	Dark	38.000	124	The Car	2.7640	30000.	76	20794	No
143	GOM_NL__2PRFIN20060220_181303_000000392045_00199_20794_8434.N1	20-FEB-2006 18:13:03	Dark	39.000	71	lot Car	2.2460	7700.0	78	20794	No
144	GOM_NL__2PRFIN20060220_181437_000000392045_00199_20794_8435.N1	20-FEB-2006 18:14:37	Straylight	39.000	46	Del Vel	1.9540	10600.	78	20794	No
145	GOM_NL__2PRFIN20060220_181725_000000422045_00199_20794_8436.N1	20-FEB-2006 18:17:25	Straylight	42.000	65	Lam Vel	2.2040	4400.0	84	20794	No
146	GOM_NL__2PRFIN20060220_182322_000000422045_00199_20794_8437.N1	20-FEB-2006 18:23:22	Straylight	42.000	132	15Rho Pup	2.8030	6900.0	84	20794	No
147	GOM_NL__2PRFIN20060220_183151_000000402045_00199_20794_8438.N1	20-FEB-2006 18:31:51	Bright	40.000	8	10Alp CMi	0.40000	6500.0	80	20794	No
148	GOM_NL__2PRFIN20060220_183802_000000372045_00199_20794_8439.N1	20-FEB-2006 18:38:02	Bright	36.500	17	78Bet Gem	1.1610	4500.0	73	20794	No
149	GOM_NL__2PRFIN20060220_183913_000000372045_00199_20794_8440.N1	20-FEB-2006 18:39:13	Bright	36.500	24	66Alp Gem	1.5800	10200.	73	20794	No
150	GOM_NL__2PRFIN20060220_185516_000000372045_00199_20794_8441.N1	20-FEB-2006 18:55:16	Bright	36.500	49	1Alp UMi	1.9900	6300.0	73	20794	No
151	GOM_NL__2PRFIN20060220_190228_000000362045_00199_20794_8442.N1	20-FEB-2006 19:02:28	Bright	35.500	89	5Alp Cep	2.4510	8000.0	71	20794	No
152	GOM_NL__2PRFIN20060220_190735_000000342045_00199_20794_8443.N1	20-FEB-2006 19:07:35	Bright	34.000	19	50Alp Cyg	1.2460	10500.	68	20794	No
153	GOM_NL__2PRFIN20060220_190910_000000352045_00199_20794_8444.N1	20-FEB-2006 19:09:10	Bright	35.000	66	37Gam Cyg	2.2080	5900.0	70	20794	No
154	GOM_NL__2PRFIN20060220_191039_000000332045_00199_20794_8445.N1	20-FEB-2006 19:10:39	Bright	32.500	92	53Eps Cyg	2.5000	4500.0	65	20794	No
155	GOM_NL__2PRFIN20060220_191727_000000362045_00199_20794_8446.N1	20-FEB-2006 19:17:27	Bright	36.000	168	17Zet Aql	2.9860	11000.	72	20794	No
156	GOM_NL__2PRFIN20060220_192704_000000392045_00199_20794_8447.N1	20-FEB-2006 19:27:04	Twilight	39.000	155	41Pi Sgr	2.9000	6600.0	78	20794	No
157	GOM_NL__2PRFIN20060220_192846_000000402045_00199_20794_8448.N1	20-FEB-2006 19:28:46	Dark	39.500	57	34Sig Sgr	2.0660	26000.	79	20794	No
158	GOM_NL__2PRFIN20060220_193140_000000412045_00199_20794_8449.N1	20-FEB-2006 19:31:40	Dark	40.500	38	20Eps Sgr	1.8360	11000.	81	20794	No
159	GOM_NL__2PRFIN20060220_193515_000000472045_00199_20794_8450.N1	20-FEB-2006 19:35:15	Dark	46.500	40	The Sco	1.8590	7100.0	93	20794	No
160	GOM_NL__2PRFIN20060220_193656_000000382045_00199_20794_8451.N1	20-FEB-2006 19:36:56	Dark	38.000	147	Alp Ara	2.8770	26000.	76	20794	No

161	GOM_NL__2PRFIN20060220_193819_000000452045_00199_20794_8452.N1	20-FEB-2006 19:38:19	Dark	45.000	141	Bet Ara	2.8400	4600.0	90	20794	No
162	GOM_NL__2PRFIN20060220_194217_000000382045_00200_20795_8430.N1	20-FEB-2006 19:42:17	Dark	38.000	134	Bet TrA	2.8100	6600.0	76	20795	No
163	GOM_NL__2PRFIN20060220_194441_000000512045_00200_20795_8431.N1	20-FEB-2006 19:44:41	Dark	50.500	4	Alp1Cen	-0.010000	5800.0	101	20795	No
164	GOM_NL__2PRFIN20060220_194855_000000412045_00200_20795_8432.N1	20-FEB-2006 19:48:55	Dark	40.500	12	Alp1Cru	0.77500	30000.	81	20795	No
165	GOM_NL__2PRFIN20060220_195104_000000362045_00200_20795_8433.N1	20-FEB-2006 19:51:04	Dark	36.000	124	The Car	2.7640	30000.	72	20795	No
166	GOM_NL__2PRFIN20060220_195339_000000372045_00200_20795_8434.N1	20-FEB-2006 19:53:39	Dark	36.500	71	lot Car	2.2460	7700.0	73	20795	No
167	GOM_NL__2PRFIN20060220_195513_000000372045_00200_20795_8435.N1	20-FEB-2006 19:55:13	Straylight	37.000	46	Del Vel	1.9540	10600.	74	20795	No
168	GOM_NL__2PRFIN20060220_195801_000000382045_00200_20795_8436.N1	20-FEB-2006 19:58:01	Straylight	38.000	65	Lam Vel	2.2040	4400.0	76	20795	No
169	GOM_NL__2PRFIN20060220_200358_000000412045_00200_20795_8437.N1	20-FEB-2006 20:03:58	Straylight	40.500	132	15Rho Pup	2.8030	6900.0	81	20795	No
170	GOM_NL__2PRFIN20060220_201227_000000422045_00200_20795_8438.N1	20-FEB-2006 20:12:27	Bright	42.000	8	10Alp CMi	0.40000	6500.0	84	20795	No
171	GOM_NL__2PRFIN20060220_201838_000000372045_00200_20795_8439.N1	20-FEB-2006 20:18:38	Bright	37.000	17	78Bet Gem	1.1610	4500.0	74	20795	No
172	GOM_NL__2PRFIN20060220_201949_000000352045_00200_20795_8440.N1	20-FEB-2006 20:19:49	Bright	35.000	24	66Alp Gem	1.5800	10200.	70	20795	No
173	GOM_NL__2PRFIN20060220_203552_000000372045_00200_20795_8441.N1	20-FEB-2006 20:35:52	Bright	36.500	49	1Alp UMi	1.9900	6300.0	73	20795	No
174	GOM_NL__2PRFIN20060220_204304_000000362045_00200_20795_8442.N1	20-FEB-2006 20:43:04	Bright	36.000	89	5Alp Cep	2.4510	8000.0	72	20795	No
175	GOM_NL__2PRFIN20060220_204811_000000362045_00200_20795_8443.N1	20-FEB-2006 20:48:11	Bright	35.500	19	50Alp Cyg	1.2460	10500.	71	20795	No
176	GOM_NL__2PRFIN20060220_204946_000000362045_00200_20795_8444.N1	20-FEB-2006 20:49:46	Bright	35.500	66	37Gam Cyg	2.2080	5900.0	71	20795	No
177	GOM_NL__2PRFIN20060220_205115_000000332045_00200_20795_8445.N1	20-FEB-2006 20:51:15	Bright	33.000	92	53Eps Cyg	2.5000	4500.0	66	20795	No
178	GOM_NL__2PRFIN20060220_205803_000000362045_00200_20795_8446.N1	20-FEB-2006 20:58:03	Bright	36.000	168	17Zet Aql	2.9860	11000.	72	20795	No
179	GOM_NL__2PRFIN20060220_210740_000000382045_00200_20795_8447.N1	20-FEB-2006 21:07:40	Twilight	38.000	155	41Pi Sgr	2.9000	6600.0	76	20795	No
180	GOM_NL__2PRFIN20060220_210923_000000412045_00200_20795_8448.N1	20-FEB-2006 21:09:23	Dark	41.000	57	34Sig Sgr	2.0660	26000.	82	20795	No
181	GOM_NL__2PRFIN20060220_211216_000000432045_00200_20795_8449.N1	20-FEB-2006 21:12:16	Dark	42.500	38	20Eps Sgr	1.8360	11000.	85	20795	No
182	GOM_NL__2PRFIN20060220_211552_000000402045_00200_20795_8450.N1	20-FEB-2006 21:15:52	Dark	39.500	40	The Sco	1.8590	7100.0	79	20795	No
183	GOM_NL__2PRFIN20060220_211733_000000382045_00200_20795_8451.N1	20-FEB-2006 21:17:33	Dark	38.000	147	Alp Ara	2.8770	26000.	76	20795	No
184	GOM_NL__2PRFIN20060220_211855_000000402045_00200_20795_8452.N1	20-FEB-2006 21:18:55	Dark	40.000	141	Bet Ara	2.8400	4600.0	80	20795	No
185	GOM_NL__2PRFIN20060220_212254_000000392045_00201_20796_8430.N1	20-FEB-2006 21:22:54	Dark	38.500	134	Bet TrA	2.8100	6600.0	77	20796	No
186	GOM_NL__2PRFIN20060220_212518_000000432045_00201_20796_8431.N1	20-FEB-2006 21:25:18	Dark	42.500	4	Alp1Cen	-0.010000	5800.0	85	20796	No
187	GOM_NL__2PRFIN20060220_212931_000000402045_00201_20796_8432.N1	20-FEB-2006 21:29:31	Dark	40.000	12	Alp1Cru	0.77500	30000.	80	20796	No
188	GOM_NL__2PRFIN20060220_213140_000000362045_00201_20796_8433.N1	20-FEB-2006 21:31:40	Dark	36.000	124	The Car	2.7640	30000.	72	20796	No
189	GOM_NL__2PRFIN20060220_213415_000000372045_00201_20796_8434.N1	20-FEB-2006 21:34:15	Dark	36.500	71	lot Car	2.2460	7700.0	73	20796	No
190	GOM_NL__2PRFIN20060220_213549_000000362045_00201_20796_8435.N1	20-FEB-2006 21:35:49	Straylight	36.000	46	Del Vel	1.9540	10600.	72	20796	No
191	GOM_NL__2PRFIN20060220_213837_000000402045_00201_20796_8436.N1	20-FEB-2006 21:38:37	Straylight	40.000	65	Lam Vel	2.2040	4400.0	80	20796	No
192	GOM_NL__2PRFIN20060220_214434_000000382045_00201_20796_8437.N1	20-FEB-2006 21:44:34	Straylight	38.000	132	15Rho Pup	2.8030	6900.0	76	20796	No
193	GOM_NL__2PRFIN20060220_215303_000000422045_00201_20796_8438.N1	20-FEB-2006 21:53:03	Bright	42.000	8	10Alp CMi	0.40000	6500.0	84	20796	No
194	GOM_NL__2PRFIN20060220_215914_000000392045_00201_20796_8439.N1	20-FEB-2006 21:59:14	Bright	38.500	17	78Bet Gem	1.1610	4500.0	77	20796	No
195	GOM_NL__2PRFIN20060220_220025_000000372045_00201_20796_8440.N1	20-FEB-2006 22:00:25	Bright	36.500	24	66Alp Gem	1.5800	10200.	73	20796	No
196	GOM_NL__2PRFIN20060220_221628_000000362045_00201_20796_8441.N1	20-FEB-2006 22:16:28	Bright	36.000	49	1Alp UMi	1.9900	6300.0	72	20796	No
197	GOM_NL__2PRFIN20060220_222340_000000362045_00201_20796_8442.N1	20-FEB-2006 22:23:40	Bright	36.000	89	5Alp Cep	2.4510	8000.0	72	20796	No
198	GOM_NL__2PRFIN20060220_222847_000000362045_00201_20796_8443.N1	20-FEB-2006 22:28:47	Bright	35.500	19	50Alp Cyg	1.2460	10500.	71	20796	No
199	GOM_NL__2PRFIN20060220_223022_000000352045_00201_20796_8444.N1	20-FEB-2006 22:30:22	Bright	35.000	66	37Gam Cyg	2.2080	5900.0	70	20796	No
200	GOM_NL__2PRFIN20060220_223151_000000342045_00201_20796_8445.N1	20-FEB-2006 22:31:51	Bright	34.000	92	53Eps Cyg	2.5000	4500.0	68	20796	No
201	GOM_NL__2PRFIN20060220_223839_000000362045_00201_20796_8446.N1	20-FEB-2006 22:38:39	Bright	35.500	168	17Zet Aql	2.9860	11000.	71	20796	No
202	GOM_NL__2PRFIN20060220_224816_000000412045_00201_20796_8447.N1	20-FEB-2006 22:48:16	Twilight	40.500	155	41Pi Sgr	2.9000	6600.0	81	20796	No
203	GOM_NL__2PRFIN20060220_224959_000000422045_00201_20796_8448.N1	20-FEB-2006 22:49:59	Dark	41.500	57	34Sig Sgr	2.0660	26000.	83	20796	No
204	GOM_NL__2PRFIN20060220_225253_000000422045_00201_20796_8449.N1	20-FEB-2006 22:52:53	Dark	42.000	38	20Eps Sgr	1.8360	11000.	84	20796	No
205	GOM_NL__2PRFIN20060220_225628_000000442045_00201_20796_8450.N1	20-FEB-2006 22:56:28	Dark	43.500	40	The Sco	1.8590	7100.0	87	20796	No
206	GOM_NL__2PRFIN20060220_225809_000000382045_00201_20796_8451.N1	20-FEB-2006 22:58:09	Dark	38.000	147	Alp Ara	2.8770	26000.	76	20796	No
207	GOM_NL__2PRFIN20060220_225932_000000442045_00201_20796_8452.N1	20-FEB-2006 22:59:32	Dark	43.500	141	Bet Ara	2.8400	4600.0	87	20796	No
208	GOM_NL__2PRFIN20060220_230330_000000382045_00202_20797_8451.N1	20-FEB-2006 23:03:30	Dark	37.500	134	Bet TrA	2.8100	6600.0	75	20797	No
209	GOM_NL__2PRFIN20060220_230554_000000442045_00202_20797_8452.N1	20-FEB-2006 23:05:54	Dark	43.500	4	Alp1Cen	-0.010000	5800.0	87	20797	No
210	GOM_NL__2PRFIN20060220_231007_000000422045_00202_20797_8453.N1	20-FEB-2006 23:10:07	Dark	42.000	12	Alp1Cru	0.77500	30000.	84	20797	No
211	GOM_NL__2PRFIN20060220_231216_000000362045_00202_20797_8454.N1	20-FEB-2006 23:12:16	Dark	36.000	124	The Car	2.7640	30000.	72	20797	No
212	GOM_NL__2PRFIN20060220_231451_000000362045_00202_20797_8455.N1	20-FEB-2006 23:14:51	Dark	36.000	71	lot Car	2.2460	7700.0	72	20797	No
213	GOM_NL__2PRFIN20060220_231625_000000402045_00202_20797_8456.N1	20-FEB-2006 23:16:25	Straylight	39.500	46	Del Vel	1.9540	10600.	79	20797	No
214	GOM_NL__2PRFIN20060220_231913_000000502045_00202_20797_8457.N1	20-FEB-2006 23:19:13	Straylight	50.000	65	Lam Vel	2.2040	4400.0	100	20797	No
215	GOM_NL__2PRFIN20060220_232510_000000392045_00202_20797_8458.N1	20-FEB-2006 23:25:10	Straylight	39.000	132	15Rho Pup	2.8030	6900.0	78	20797	No
216	GOM_NL__2PRFIN20060220_233339_000000432045_00202_20797_8459.N1	20-FEB-2006 23:33:39	Bright	42.500	8	10Alp CMi	0.40000	6500.0	85	20797	No
217	GOM_NL__2PRFIN20060220_233950_000000392045_00202_20797_8460.N1	20-FEB-2006 23:39:50	Bright	38.500	17	78Bet Gem	1.1610	4500.0	77	20797	No
218	GOM_NL__2PRFIN20060220_234101_000000382045_00202_20797_8461.N1	20-FEB-2006 23:41:01	Bright	37.500	24	66Alp Gem	1.5800	10200.	75	20797	No
219	GOM_NL__2PRFIN20060220_235704_000000322045_00202_20797_8462.N1	20-FEB-2006 23:57:04	Bright	32.000	49	1Alp UMi	1.9900	6300.0	64	20797	No

3. Quality information per product

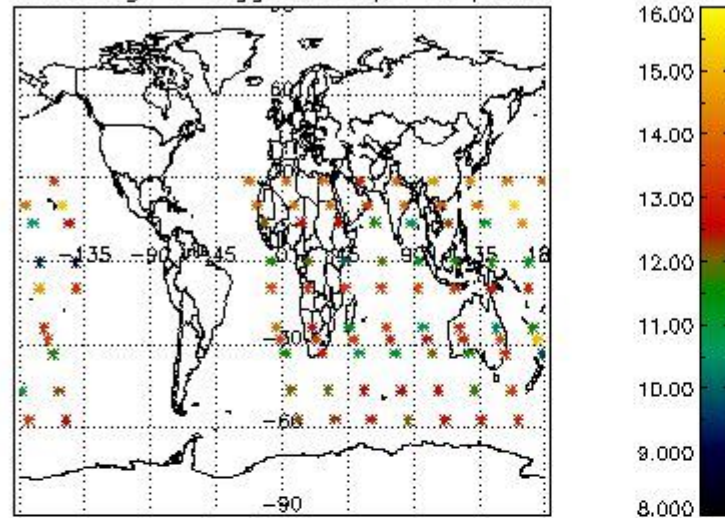
In this section it is plotted some information contained in the Quality Summary data set of the level 2 products. Only products in dark limb conditions and without errors (error flag in the MPH set to "0") are used.

3.1 Plot quality information per product (time dependant)

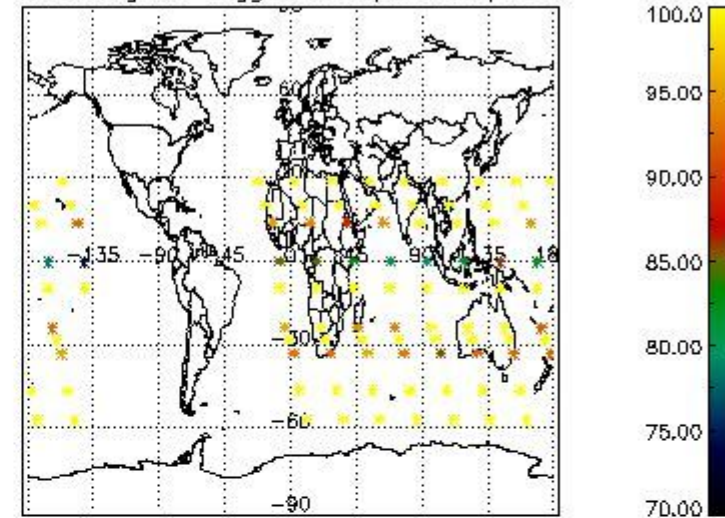


3.2 Plot quality information per product (world map)

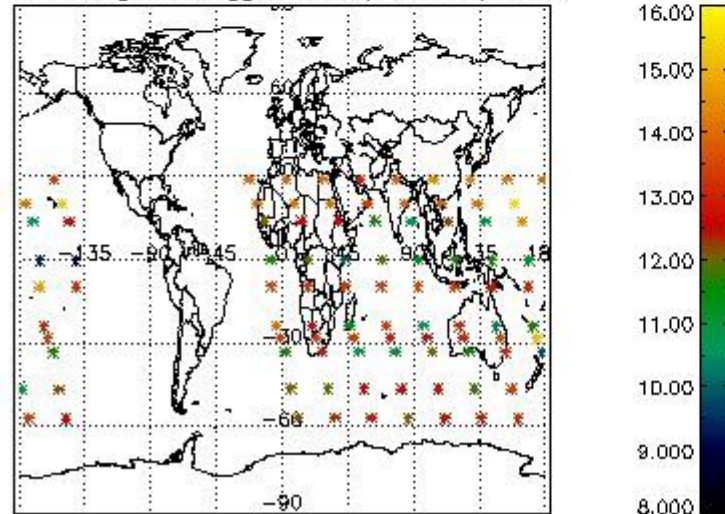
Percentage of flagged data per O3 profile



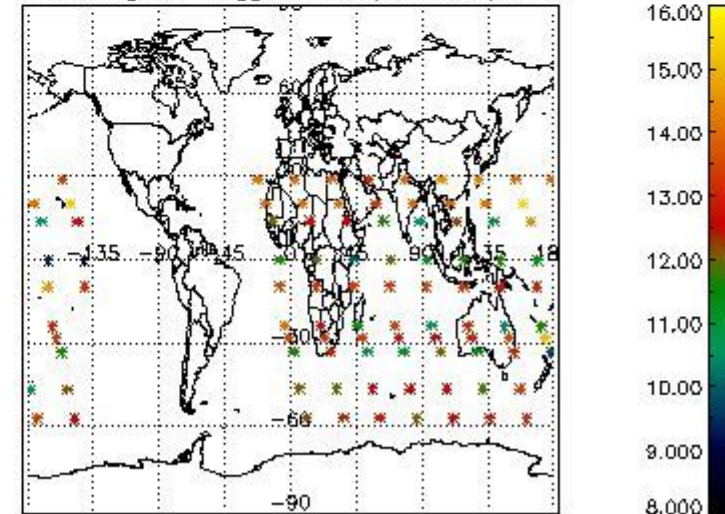
Percentage of flagged data per H2O profile



Percentage of flagged data per NO2 profile



Percentage of flagged data per NO3 profile

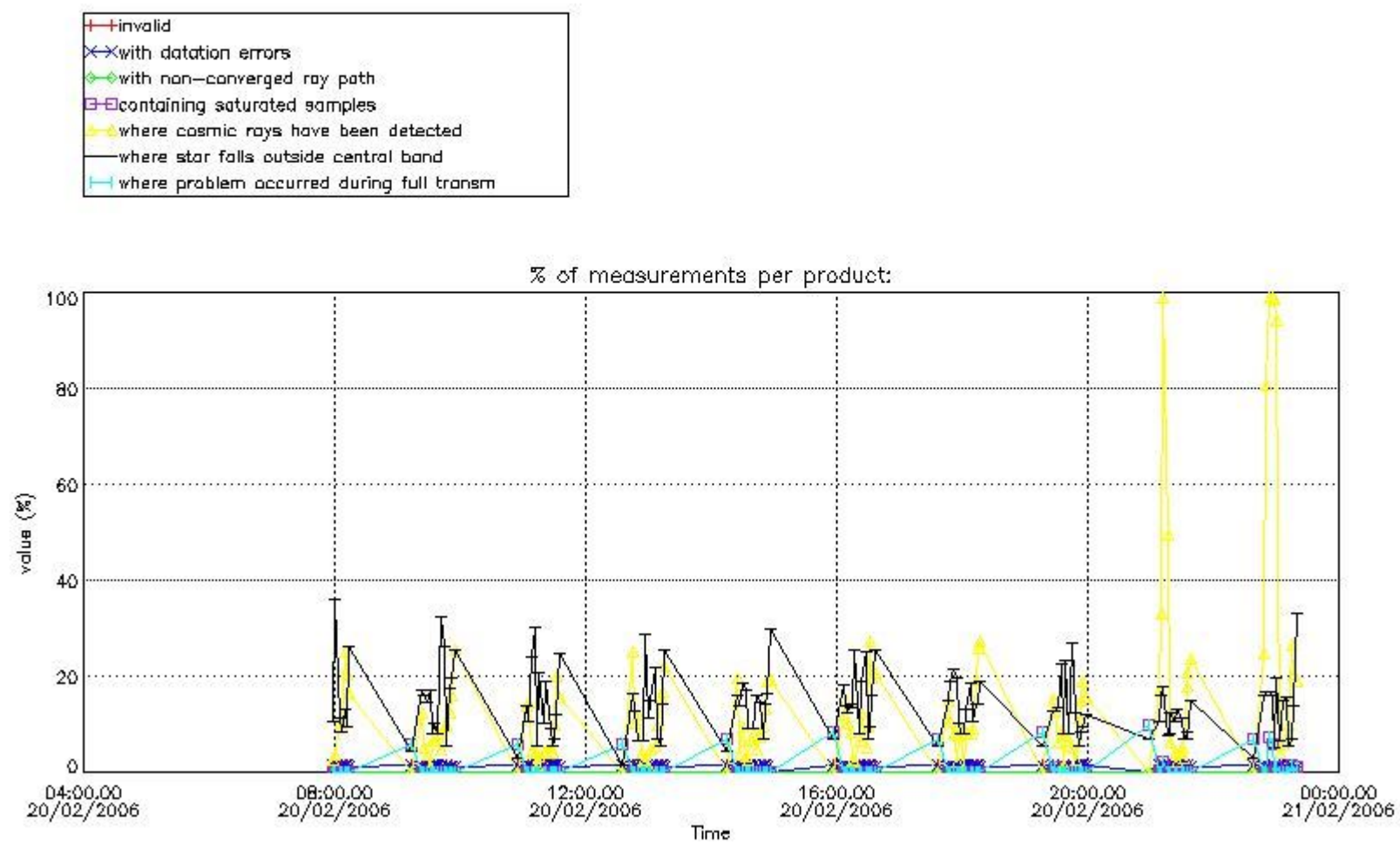


4. Level 1 quality information per product

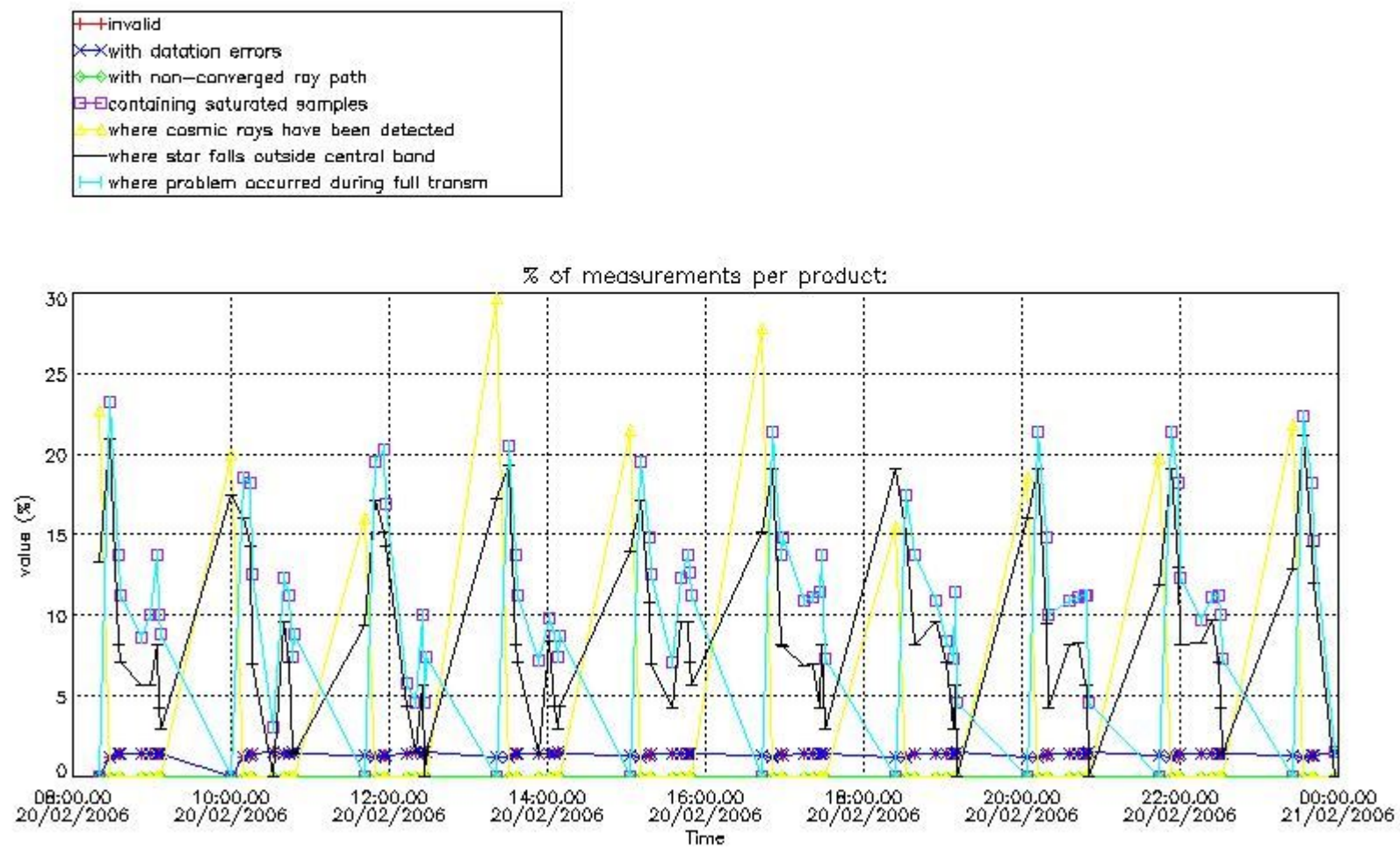
In this section it is plotted some information contained in the Quality Summary data set of the level 2 products that comes from the level 1b processing. Products without errors (error flag in the MPH set to "0") are used.

4.1 Plot quality information per product (time dependant) coming from level 1b processing

4.1.1 Plot level 1 quality information per product (time dependant): ENVISAT ASCENDING passes



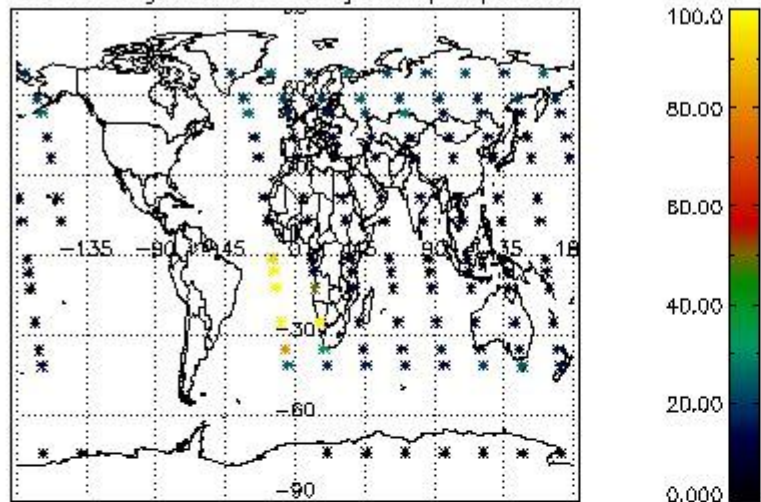
4.1.2 Plot level 1 quality information per product (time dependant): ENVI SAT DESCENDING passes



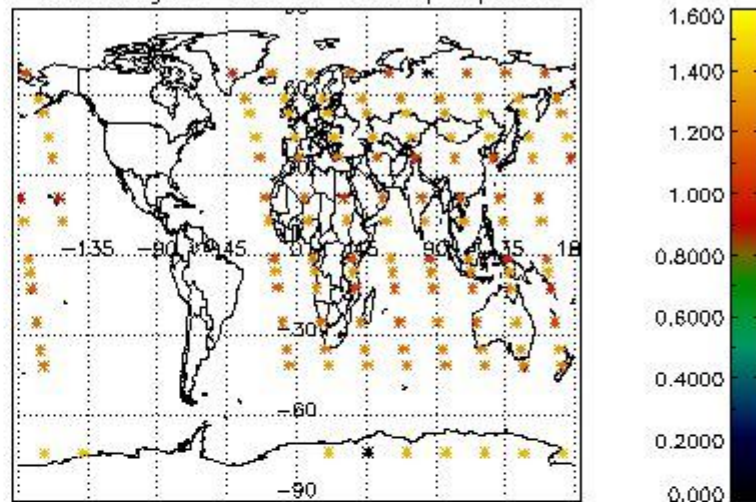
4.2 Plot quality information per product coming from level 1b processing (world map)

4.2.1 Plot level 1 quality information per product (world map): ENVISAT ASCENDING passes

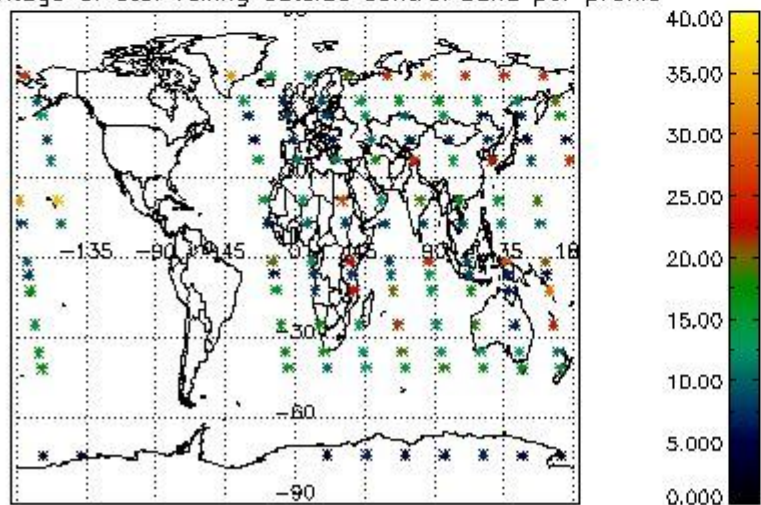
Percentage of cosmic ray hits per profile



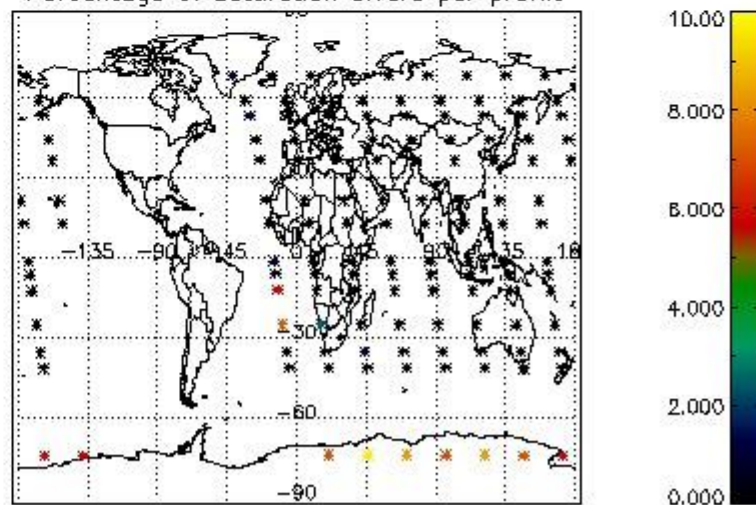
Percentage of datation errors per profile



Percentage of star falling outside central band per profile

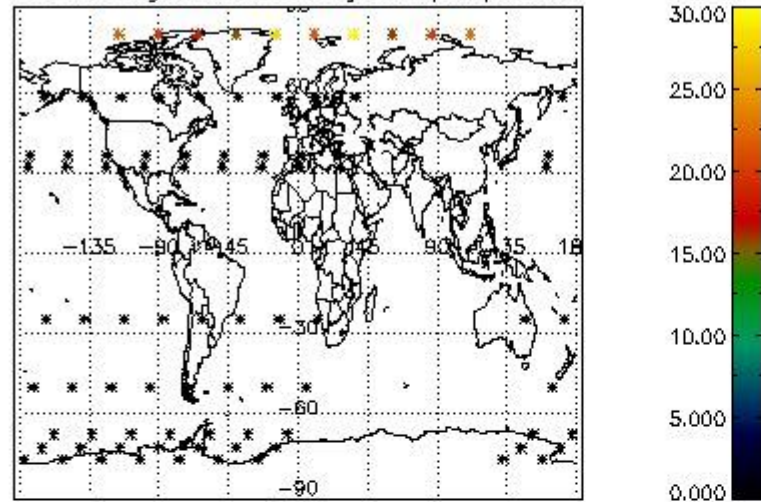


Percentage of saturation errors per profile

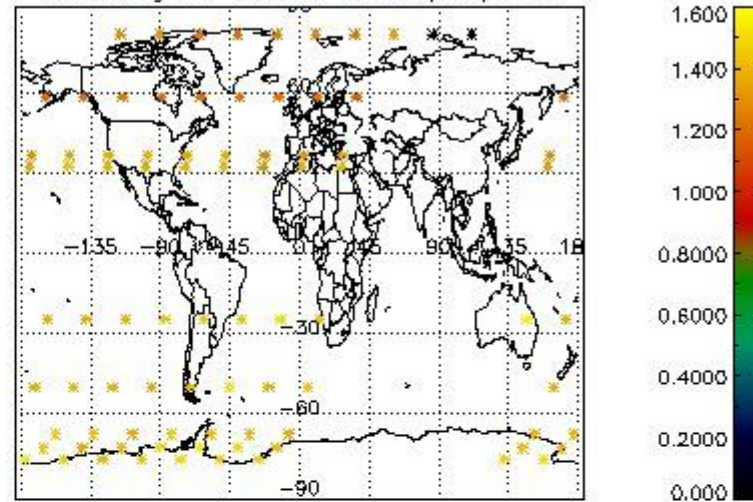


4.2.2 Plot level 1 quality information per product (world map): ENVISAT DESCENDING passes

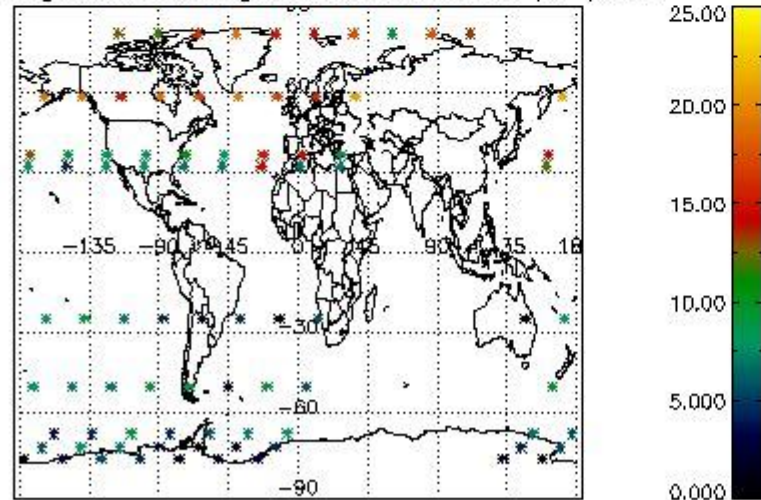
Percentage of cosmic ray hits per profile



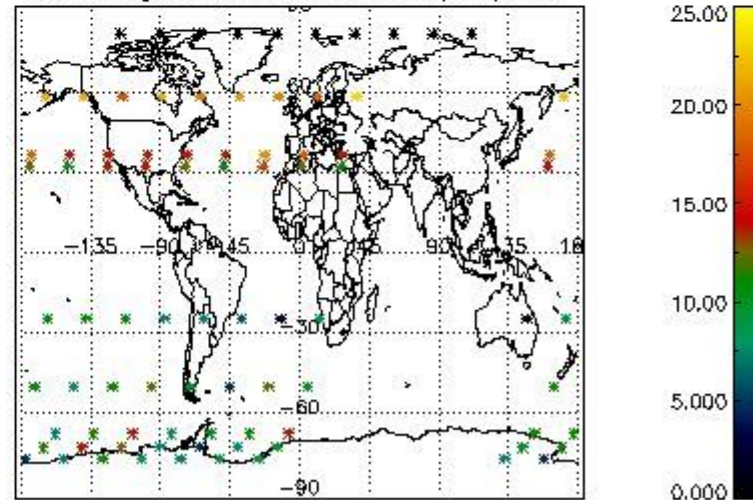
Percentage of datation errors per profile



Percentage of star falling outside central band per profile



Percentage of saturation errors per profile



5. Trace gas profiles

5.1 Ozone statistics based on quality of products

The final quality of the products can be "measured" using the STD (Standard Deviation) attached to every point profile. This information is written to the parameter GOM_NL__2P/NL_LOCAL_SPECIES_DENSITY/o3_std of the level 2 products. The table below shows the statistics for given STD ranges.

The statistics are given with respect to the overall valid production:

- Products without fatal errors: GOM_NL__2P/MPH/PRODUCT_ERR=0
- Valid point profile: GOM_NL__2P/NL_LOCAL_SPECIES_DENSITY/pcd(0)=0

The 'Criteria' is applied to valid points of dark limb products:

- Products in dark limb illumination condition: GOM_NL__2P/NL_SUMMARY_QUALITY/obs_ill_cond=0
- Products without fatal errors: GOM_NL__2P/MPH/PRODUCT_ERR=0
- Valid point profile: GOM_NL__2P/NL_LOCAL_SPECIES_DENSITY/pcd(0)=0

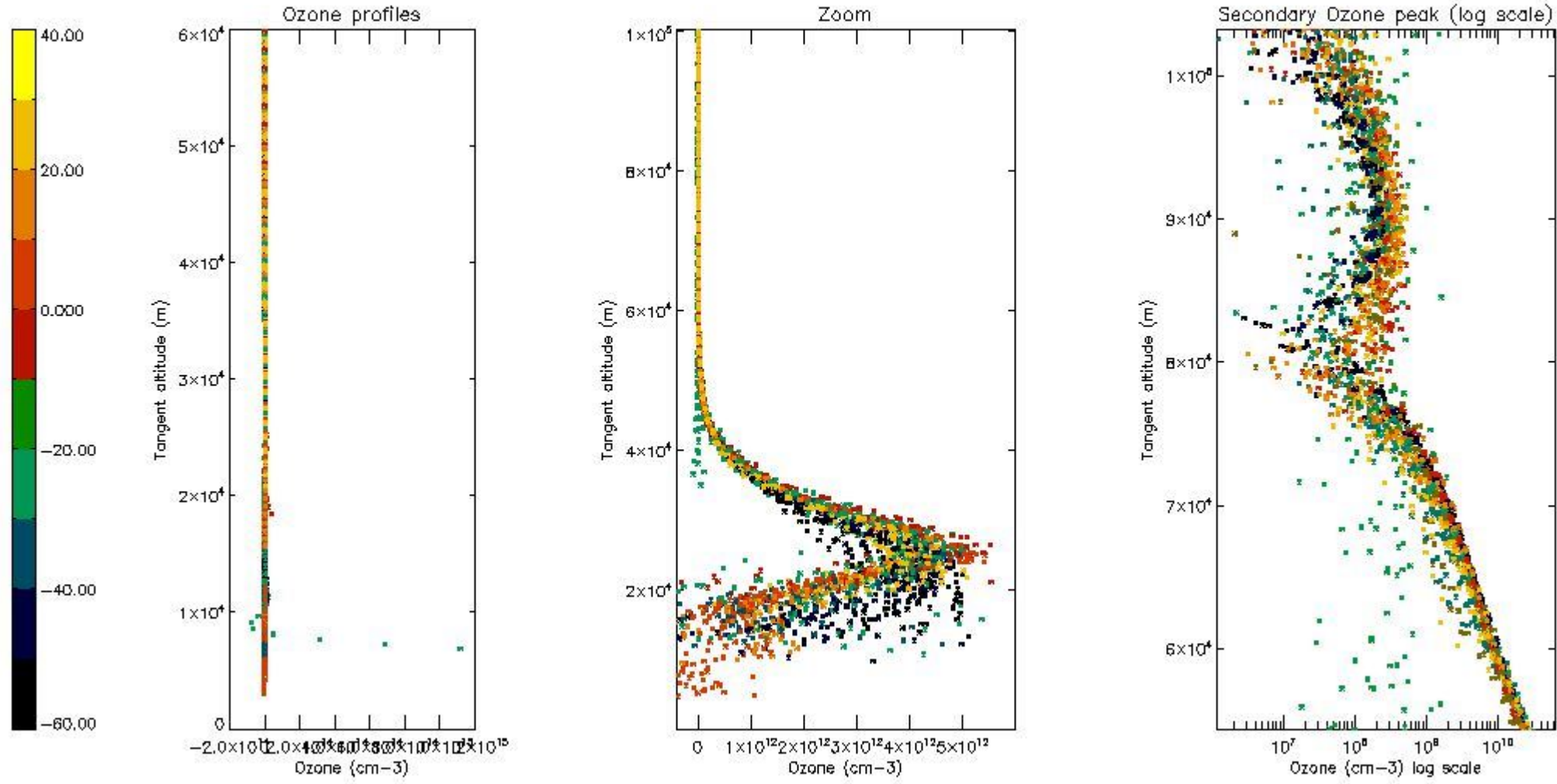
So, the table below shows the percentage of dark limb and valid observations for each criteria with respect to the overall valid daily observations.

Criteria	% of total production
All STD	46
STD < 20	27

STD < 10	22
STD < 5	13

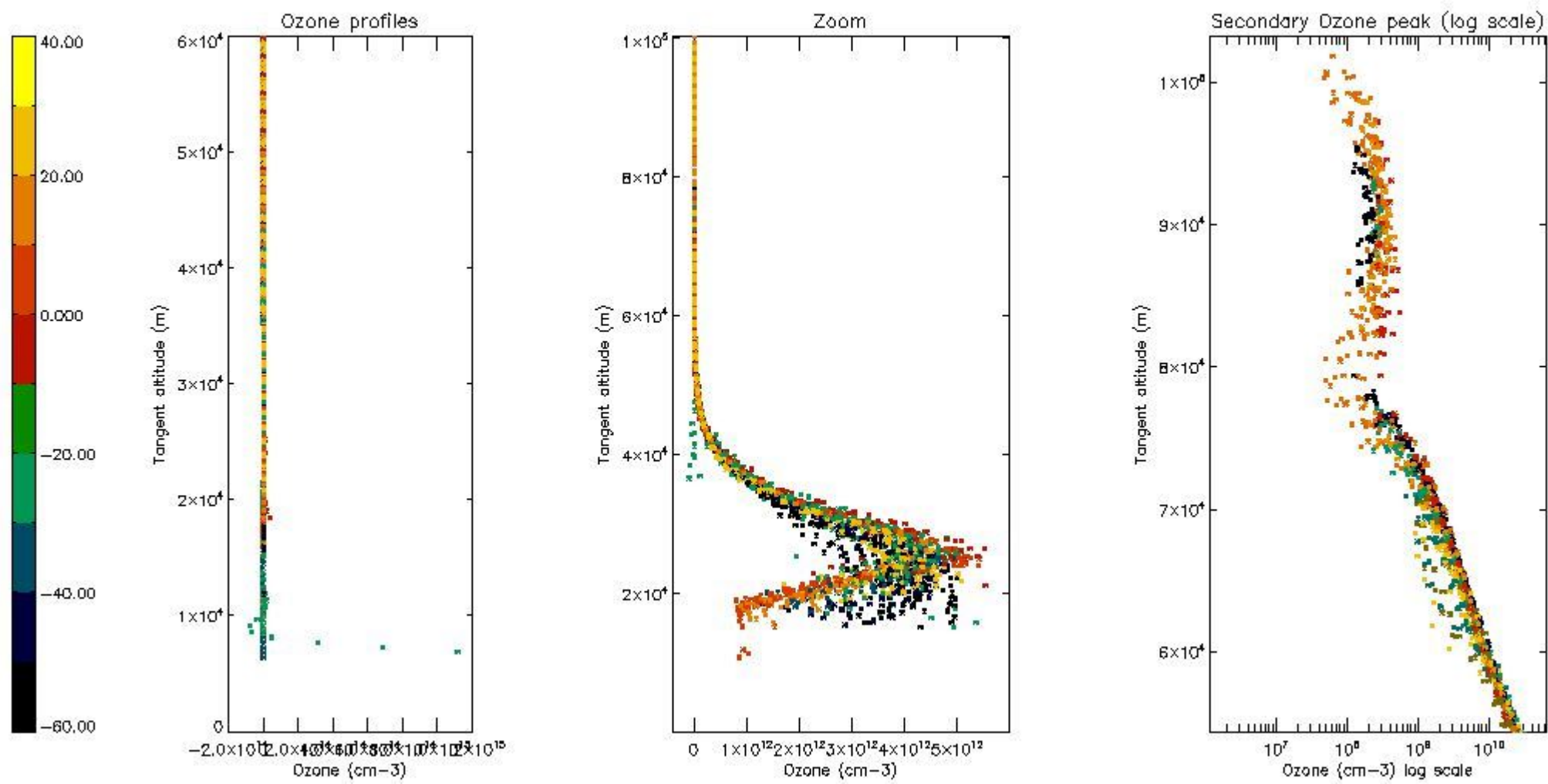
5.2 Plot ozone profiles for all STD (dark without errors)

The colorbar represents the latitude.



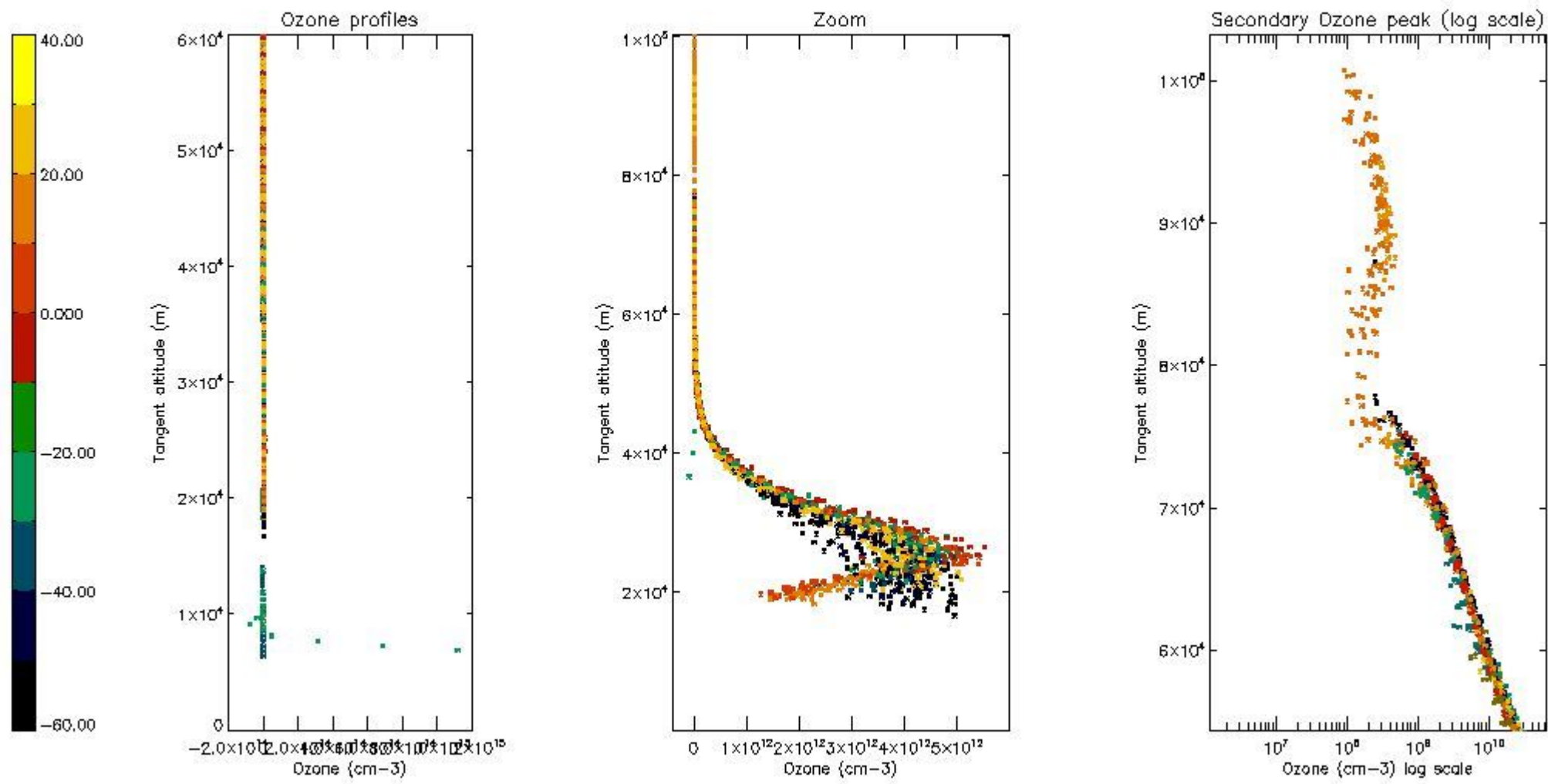
5.3 Plot ozone profiles where STD < 20% (dark without errors)

The colorbar represents the latitude.



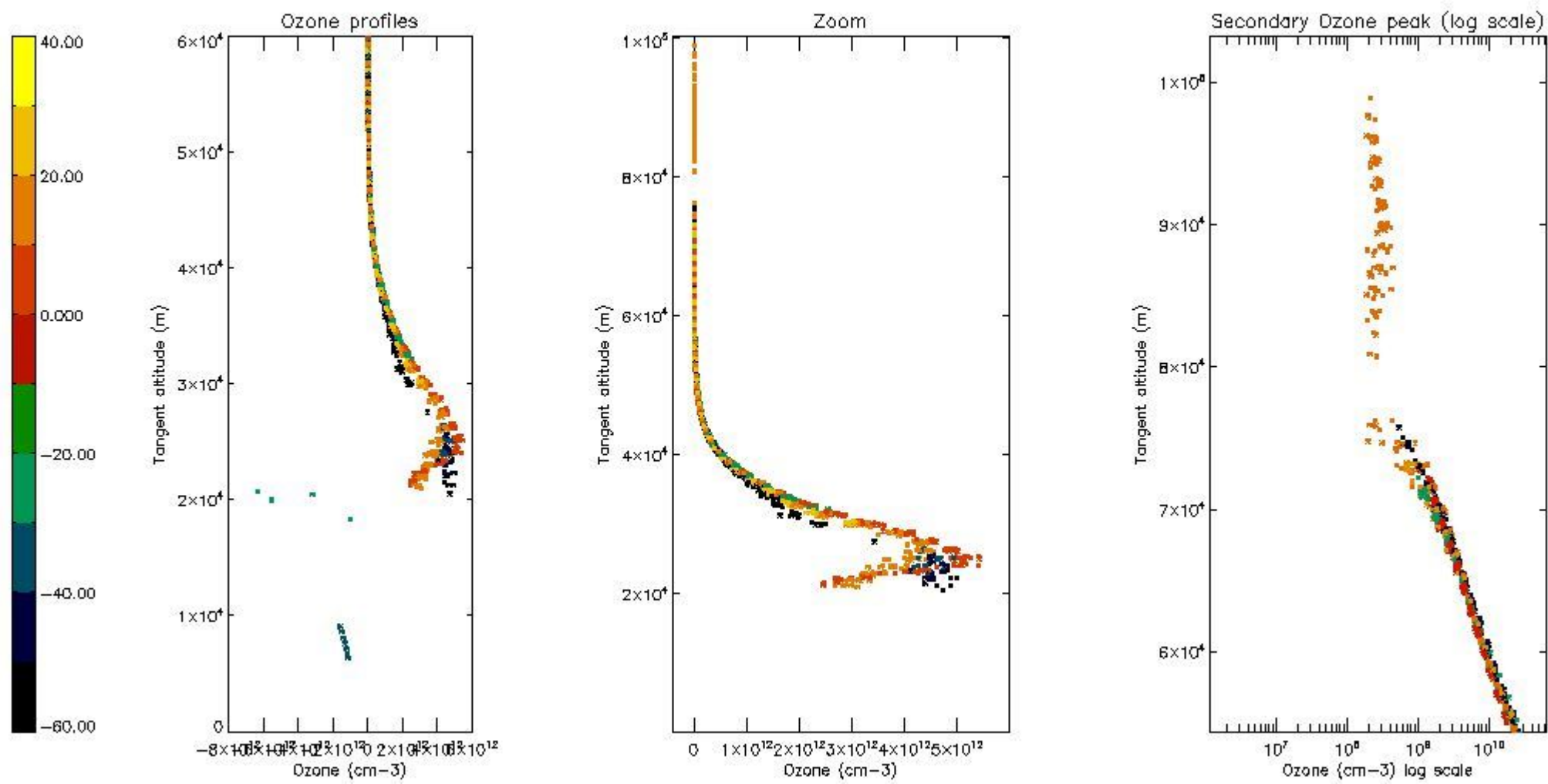
5.4 Plot ozone profiles where $STD < 10\%$ (dark without errors)

The colorbar represents the latitude.



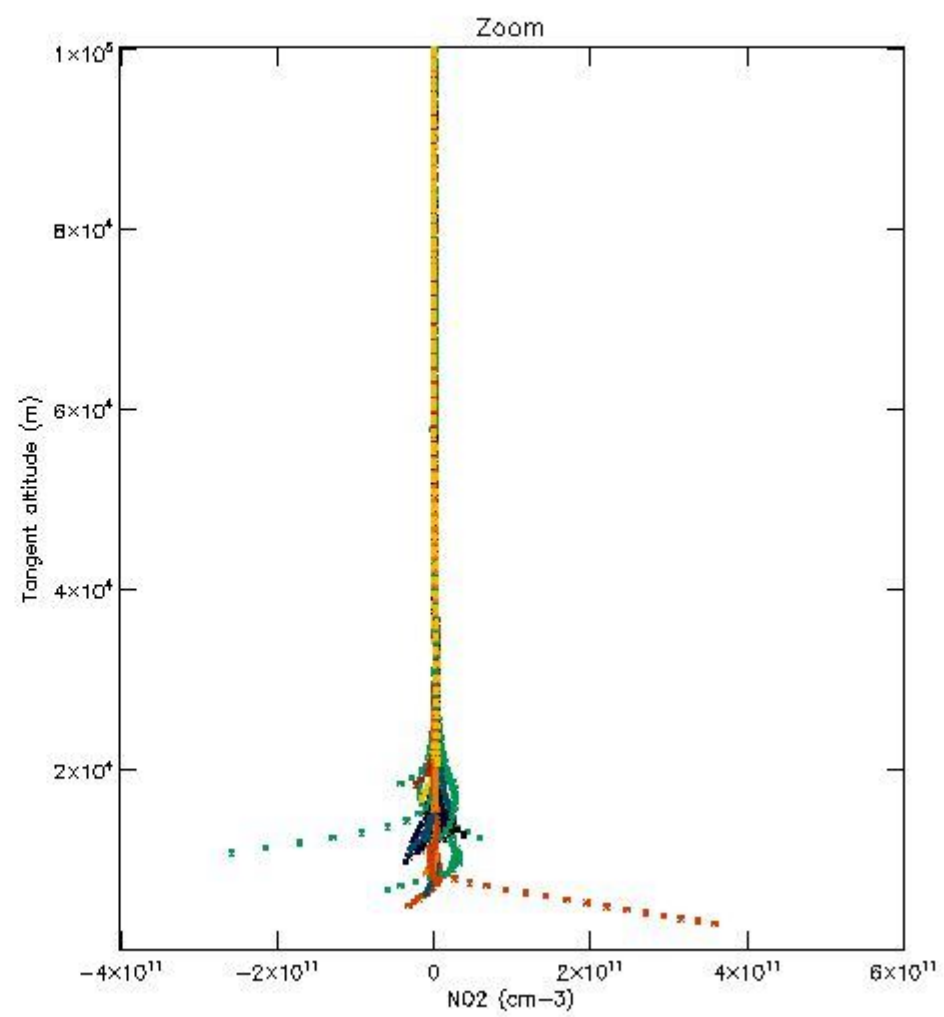
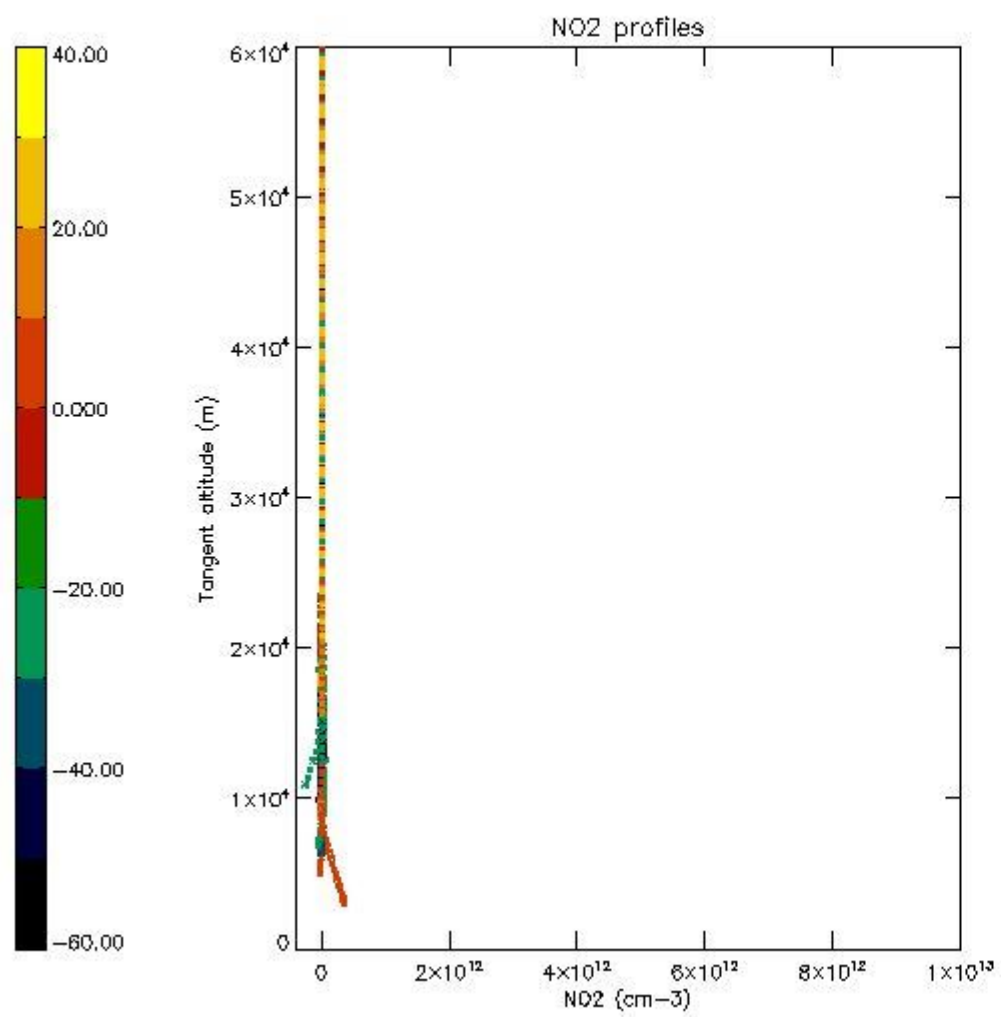
5.5 Plot ozone profiles where STD < 5% (dark without errors)

The colorbar represents the latitude.



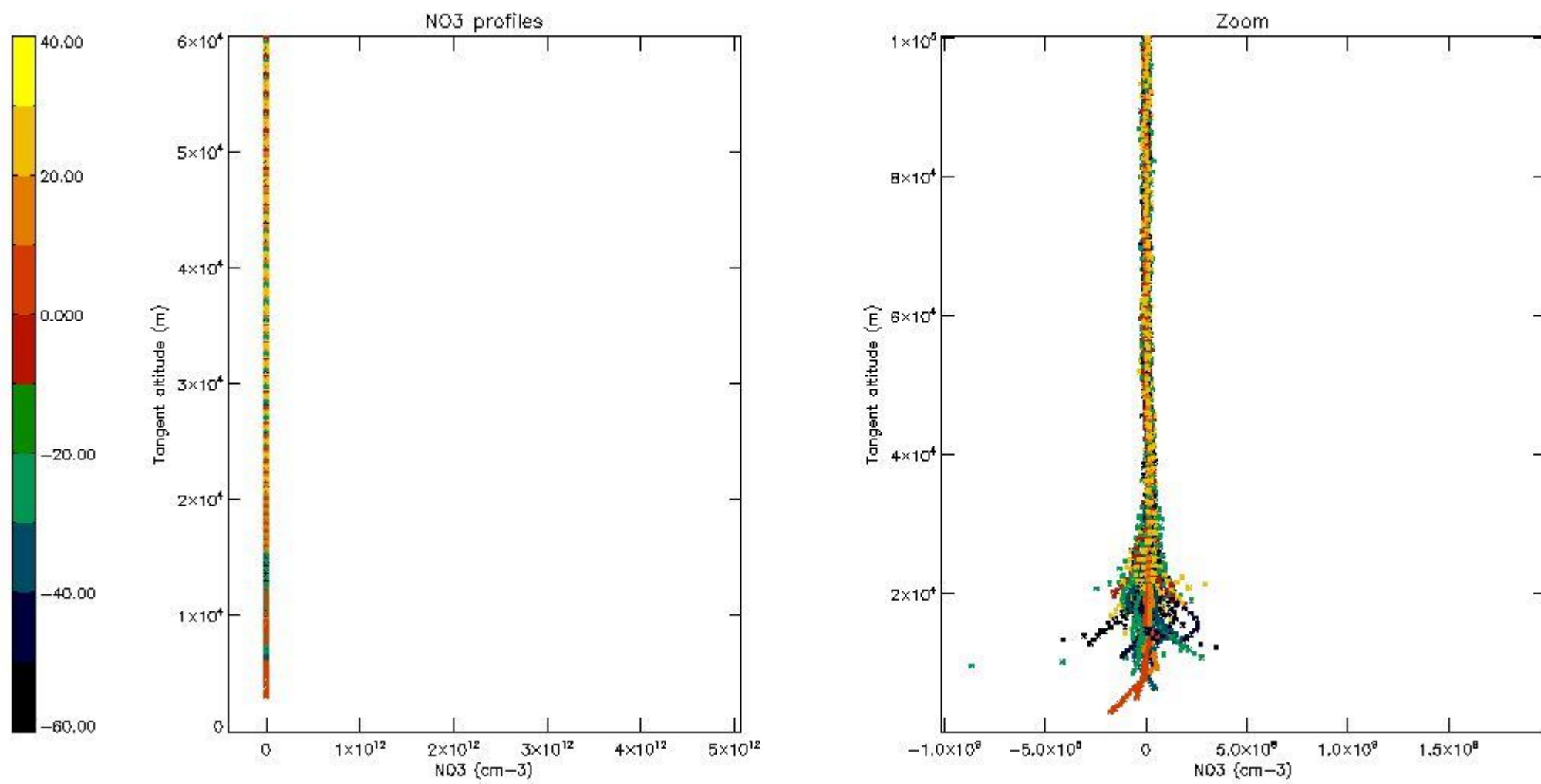
5.6 Plot NO₂ profiles for all STD (dark without errors)

The colorbar represents the latitude.



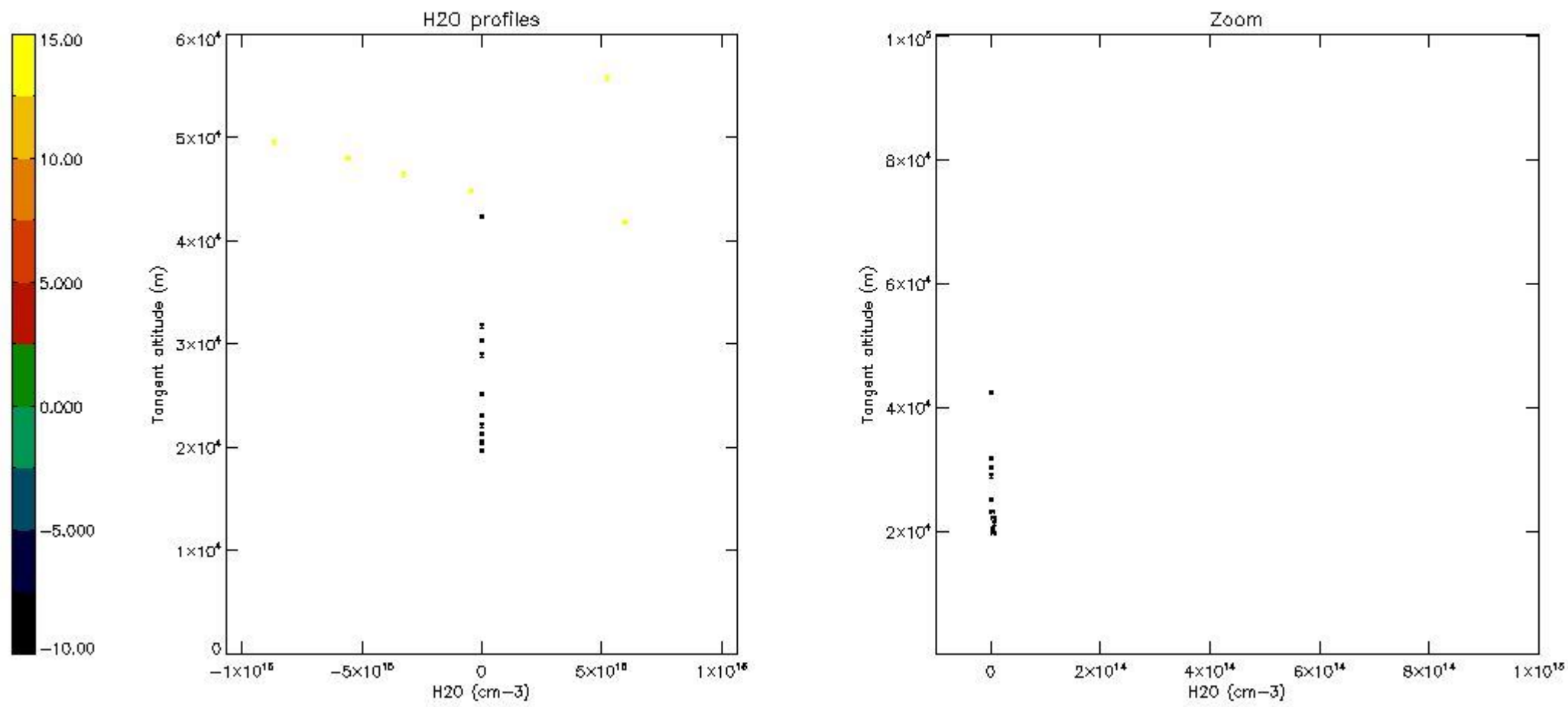
5.7 Plot NO3 profiles for all STD (dark without errors)

The colorbar represents the latitude.



5.8 Plot H2O profiles for all STD (only for occultations of stars 1,2,3,4,13,14,16,26,63 dark without errors)

The colorbar represents the latitude.



6. Auxiliary Data Files used for the production reported in section 2

The number reported in the third column indicates since which file (see list in section 2) the corresponding auxiliary file has been used. The fourth column is the date of those product files.

Type	Auxiliary Filename	Used since product	Used since product date
INST_PHYS_CHARACTERISTICS	GOM_INS_AXVIEC20091111_143220_20030716_120000_20500101_000000	1	20-FEB-2006 07:58:02
LEVEL-2_PROC_CONFIG	GOM_PR2_AXVIEC20091111_152718_20020301_000000_20500101_000000	1	20-FEB-2006 07:58:02
CROSS_SECTIONS_FILE	GOM_CRS_AXVIEC20091111_154832_20020301_000000_20500101_000000	1	20-FEB-2006 07:58:02

GOMOS Level 2 Daily Report

SUMMARY

[1. General Info](#)

[2. Summary of processed GOM_NL_2P products](#)

[3. Level 2 Quality information per product](#)

[3.1 Plot of level 2 quality information per product \(time dependant\)](#)

[3.2 Plot of level 2 quality information per product \(world map\)](#)

[4. Level 1 Quality information per product \(stored on level 2 products\)](#)

[4.1 Plot of level 1 quality information per product \(time dependant\)](#)

[4.1.1 Plot of level 1 quality information per product \(time dependant\): ASCENDING](#)

[4.1.2 Plot of level 1 quality information per product \(time dependant\): DESCENDING](#)

[4.2 Plot of level 1 quality information per product \(world map\)](#)

[4.2.1 Plot of level 1 quality information per product \(world map\): ASCENDING](#)

[4.2.2 Plot of level 1 quality information per product \(world map\): DESCENDING](#)

[5. Ozone profiles based on quality statistics and other trace gas profiles](#)

[5.1 Ozone statistics based on quality of products](#)

[5.2 Plot ozone profiles for all STD \(dark without errors\)](#)

[5.3 Plot ozone profiles where STD < 20% \(dark without errors\)](#)

[5.4. Plot ozone profiles where STD < 10% \(dark without errors\)](#)

[5.5. Plot ozone profiles where STD < 5% \(dark without errors\)](#)

[5.6 Plot NO2 profiles for all STD \(dark without errors\)](#)

[5.7 Plot NO3 profiles for all STD \(dark without errors\)](#)

[5.8 Plot H2O profiles \(only for occultations of stars 1,2,3,4,13,14,16,26,63 dark without errors\) for all STD](#)

[6. Auxiliary Data Files used for the production reported in section 2](#)

This report presents the daily analysis on parameters extracted from GOMOS level 2 data (GOM_NL__2P). It is intended to monitor some important parameters that will impact the quality of these products. A list of level 2 products (and content) that have arrived during the reporting day to the PCF is also given.

Item	Value
Time of report generation	22APR2013 15:56:49
Data source version	GOMOS/6.01
Start time of products	20-02-2006 (20FEB2006 00:00:00)
Stop time of products	21-02-2006 (21FEB2006 00:00:00)
Store outputs in DB	Yes
Nb of level 2 prods	219
Nb of prods with errors	0

2. Summary of processed GOM_NL__2P products.

Nr	Filename	UTC Start time	Limb	Duration	Star Id	Star Name	Star Mag	Star Temp	Nb Meas	Orbit	Prod. error
1	GOM_NL__2PRFIN20060220_075802_000000392045_00193_20788_8429.N1	20-FEB-2006 07:58:02	Dark	38.500	134	Bet TrA	2.8100	6600.0	77	20788	No
2	GOM_NL__2PRFIN20060220_080025_000000572045_00193_20788_8430.N1	20-FEB-2006 08:00:25	Dark	57.000	4	Alp1Cen	-0.010000	5800.0	114	20788	No
3	GOM_NL__2PRFIN20060220_080440_000000402045_00193_20788_8431.N1	20-FEB-2006 08:04:40	Dark	40.000	12	Alp1Cru	0.77500	30000.	80	20788	No
4	GOM_NL__2PRFIN20060220_080650_000000372045_00193_20788_8432.N1	20-FEB-2006 08:06:50	Dark	36.500	124	The Car	2.7640	30000.	73	20788	No
5	GOM_NL__2PRFIN20060220_080926_000000382045_00193_20788_8433.N1	20-FEB-2006 08:09:26	Dark	38.000	71	lot Car	2.2460	7700.0	76	20788	No
6	GOM_NL__2PRFIN20060220_081101_000000372045_00193_20788_8434.N1	20-FEB-2006 08:11:01	Straylight	37.000	46	Del Vel	1.9540	10600.	74	20788	No
7	GOM_NL__2PRFIN20060220_081348_000000462045_00193_20788_8435.N1	20-FEB-2006 08:13:48	Straylight	46.000	65	Lam Vel	2.2040	4400.0	92	20788	No
8	GOM_NL__2PRFIN20060220_081945_000000382045_00193_20788_8436.N1	20-FEB-2006 08:19:45	Straylight	37.500	132	15Rho Pup	2.8030	6900.0	75	20788	No
9	GOM_NL__2PRFIN20060220_082814_000000432045_00193_20788_8437.N1	20-FEB-2006 08:28:14	Bright	43.000	8	10Alp CMi	0.40000	6500.0	86	20788	No
10	GOM_NL__2PRFIN20060220_083426_000000372045_00193_20788_8438.N1	20-FEB-2006 08:34:26	Bright	36.500	17	78Bet Gem	1.1610	4500.0	73	20788	No
11	GOM_NL__2PRFIN20060220_083536_000000362045_00193_20788_8439.N1	20-FEB-2006 08:35:36	Bright	35.500	24	66Alp Gem	1.5800	10200.	71	20788	No
12	GOM_NL__2PRFIN20060220_085141_000000352045_00193_20788_8440.N1	20-FEB-2006 08:51:41	Bright	35.000	49	1Alp UMi	1.9900	6300.0	70	20788	No
13	GOM_NL__2PRFIN20060220_085852_000000352045_00193_20788_8441.N1	20-FEB-2006 08:58:52	Bright	35.000	89	5Alp Cep	2.4510	8000.0	70	20788	No
14	GOM_NL__2PRFIN20060220_090358_000000372045_00193_20788_8442.N1	20-FEB-2006 09:03:58	Bright	36.500	19	50Alp Cyg	1.2460	10500.	73	20788	No
15	GOM_NL__2PRFIN20060220_090533_000000352045_00193_20788_8443.N1	20-FEB-2006 09:05:33	Bright	35.000	66	37Gam Cyg	2.2080	5900.0	70	20788	No
16	GOM_NL__2PRFIN20060220_090702_000000342045_00193_20788_8444.N1	20-FEB-2006 09:07:02	Bright	34.000	92	53Eps Cyg	2.5000	4500.0	68	20788	No
17	GOM_NL__2PRFIN20060220_091350_000000352045_00193_20788_8445.N1	20-FEB-2006 09:13:50	Bright	35.000	168	17Zet Aql	2.9860	11000.	70	20788	No
18	GOM_NL__2PRFIN20060220_092326_000000412045_00193_20788_8446.N1	20-FEB-2006 09:23:26	Twilight	41.000	155	41Pi Sgr	2.9000	6600.0	82	20788	No
19	GOM_NL__2PRFIN20060220_092509_000000412045_00193_20788_8447.N1	20-FEB-2006 09:25:09	Dark	40.500	57	34Sig Sgr	2.0660	26000.	81	20788	No
20	GOM_NL__2PRFIN20060220_092802_000000422045_00193_20788_8448.N1	20-FEB-2006 09:28:02	Dark	41.500	38	20Eps Sgr	1.8360	11000.	83	20788	No
21	GOM_NL__2PRFIN20060220_093136_000000442045_00193_20788_8449.N1	20-FEB-2006 09:31:36	Dark	43.500	40	The Sco	1.8590	7100.0	87	20788	No
22	GOM_NL__2PRFIN20060220_093318_000000382045_00193_20788_8450.N1	20-FEB-2006 09:33:18	Dark	38.000	147	Alp Ara	2.8770	26000.	76	20788	No
23	GOM_NL__2PRFIN20060220_093441_000000392045_00193_20788_8451.N1	20-FEB-2006 09:34:41	Dark	39.000	141	Bet Ara	2.8400	4600.0	78	20788	No
24	GOM_NL__2PRFIN20060220_093839_000000382045_00194_20789_8429.N1	20-FEB-2006 09:38:39	Dark	38.000	134	Bet TrA	2.8100	6600.0	76	20789	No
25	GOM_NL__2PRFIN20060220_094102_000000542045_00194_20789_8430.N1	20-FEB-2006 09:41:02	Dark	54.000	4	Alp1Cen	-0.010000	5800.0	108	20789	No
26	GOM_NL__2PRFIN20060220_094516_000000482045_00194_20789_8431.N1	20-FEB-2006 09:45:16	Dark	48.000	12	Alp1Cru	0.77500	30000.	96	20789	No
27	GOM_NL__2PRFIN20060220_094727_000000362045_00194_20789_8432.N1	20-FEB-2006 09:47:27	Dark	36.000	124	The Car	2.7640	30000.	72	20789	No
28	GOM_NL__2PRFIN20060220_095002_000000402045_00194_20789_8433.N1	20-FEB-2006 09:50:02	Dark	40.000	71	lot Car	2.2460	7700.0	80	20789	No
29	GOM_NL__2PRFIN20060220_095137_000000412045_00194_20789_8434.N1	20-FEB-2006 09:51:37	Straylight	41.000	46	Del Vel	1.9540	10600.	82	20789	No
30	GOM_NL__2PRFIN20060220_095424_000000452045_00194_20789_8435.N1	20-FEB-2006 09:54:24	Straylight	45.000	65	Lam Vel	2.2040	4400.0	90	20789	No
31	GOM_NL__2PRFIN20060220_100021_000000402045_00194_20789_8436.N1	20-FEB-2006 10:00:21	Straylight	40.000	132	15Rho Pup	2.8030	6900.0	80	20789	No
32	GOM_NL__2PRFIN20060220_100850_000000412045_00194_20789_8437.N1	20-FEB-2006 10:08:50	Bright	40.500	8	10Alp CMi	0.40000	6500.0	81	20789	No
33	GOM_NL__2PRFIN20060220_101502_000000392045_00194_20789_8438.N1	20-FEB-2006 10:15:02	Bright	38.500	17	78Bet Gem	1.1610	4500.0	77	20789	No
34	GOM_NL__2PRFIN20060220_101612_000000362045_00194_20789_8439.N1	20-FEB-2006 10:16:12	Bright	36.000	24	66Alp Gem	1.5800	10200.	72	20789	No
35	GOM_NL__2PRFIN20060220_103217_000000332045_00194_20789_8440.N1	20-FEB-2006 10:32:17	Bright	33.000	49	1Alp UMi	1.9900	6300.0	66	20789	No
36	GOM_NL__2PRFIN20060220_103928_000000372045_00194_20789_8441.N1	20-FEB-2006 10:39:28	Bright	36.500	89	5Alp Cep	2.4510	8000.0	73	20789	No
37	GOM_NL__2PRFIN20060220_104434_000000362045_00194_20789_8442.N1	20-FEB-2006 10:44:34	Bright	35.500	19	50Alp Cyg	1.2460	10500.	71	20789	No
38	GOM_NL__2PRFIN20060220_104609_000000342045_00194_20789_8443.N1	20-FEB-2006 10:46:09	Bright	33.500	66	37Gam Cyg	2.2080	5900.0	67	20789	No
39	GOM_NL__2PRFIN20060220_104738_000000342045_00194_20789_8444.N1	20-FEB-2006 10:47:38	Bright	34.000	92	53Eps Cyg	2.5000	4500.0	68	20789	No
40	GOM_NL__2PRFIN20060220_105426_000000352045_00194_20789_8445.N1	20-FEB-2006 10:54:26	Bright	35.000	168	17Zet Aql	2.9860	11000.	70	20789	No
41	GOM_NL__2PRFIN20060220_110402_000000402045_00194_20789_8446.N1	20-FEB-2006 11:04:02	Twilight	39.500	155	41Pi Sgr	2.9000	6600.0	79	20789	No
42	GOM_NL__2PRFIN20060220_110545_000000382045_00194_20789_8447.N1	20-FEB-2006 11:05:45	Dark	38.000	57	34Sig Sgr	2.0660	26000.	76	20789	No

43	GOM_NL__2PRFIN20060220_110838_000000462045_00194_20789_8448.N1	20-FEB-2006 11:08:38	Dark	46.000	38	20Eps Sgr	1.8360	11000.	92	20789	No
44	GOM_NL__2PRFIN20060220_111213_000000522045_00194_20789_8449.N1	20-FEB-2006 11:12:13	Dark	51.500	40	The Sco	1.8590	7100.0	103	20789	No
45	GOM_NL__2PRFIN20060220_111354_000000372045_00194_20789_8450.N1	20-FEB-2006 11:13:54	Dark	37.000	147	Alp Ara	2.8770	26000.	74	20789	No
46	GOM_NL__2PRFIN20060220_111517_000000442045_00194_20789_8451.N1	20-FEB-2006 11:15:17	Dark	43.500	141	Bet Ara	2.8400	4600.0	87	20789	No
47	GOM_NL__2PRFIN20060220_111915_000000392045_00195_20790_8429.N1	20-FEB-2006 11:19:15	Dark	39.000	134	Bet TrA	2.8100	6600.0	78	20790	No
48	GOM_NL__2PRFIN20060220_112138_000000452045_00195_20790_8430.N1	20-FEB-2006 11:21:38	Dark	45.000	4	Alp1Cen	-0.010000	5800.0	90	20790	No
49	GOM_NL__2PRFIN20060220_112553_000000392045_00195_20790_8431.N1	20-FEB-2006 11:25:53	Dark	38.500	12	Alp1Cru	0.77500	30000.	77	20790	No
50	GOM_NL__2PRFIN20060220_112803_000000362045_00195_20790_8432.N1	20-FEB-2006 11:28:03	Dark	36.000	124	The Car	2.7640	30000.	72	20790	No
51	GOM_NL__2PRFIN20060220_113038_000000362045_00195_20790_8433.N1	20-FEB-2006 11:30:38	Dark	36.000	71	lot Car	2.2460	7700.0	72	20790	No
52	GOM_NL__2PRFIN20060220_113213_000000382045_00195_20790_8434.N1	20-FEB-2006 11:32:13	Straylight	37.500	46	Del Vel	1.9540	10600.	75	20790	No
53	GOM_NL__2PRFIN20060220_113500_000000452045_00195_20790_8435.N1	20-FEB-2006 11:35:00	Straylight	44.500	65	Lam Vel	2.2040	4400.0	89	20790	No
54	GOM_NL__2PRFIN20060220_114057_000000382045_00195_20790_8436.N1	20-FEB-2006 11:40:57	Straylight	37.500	132	15Rho Pup	2.8030	6900.0	75	20790	No
55	GOM_NL__2PRFIN20060220_114926_000000412045_00195_20790_8437.N1	20-FEB-2006 11:49:26	Bright	41.000	8	10Alp CMi	0.40000	6500.0	82	20790	No
56	GOM_NL__2PRFIN20060220_115538_000000402045_00195_20790_8438.N1	20-FEB-2006 11:55:38	Bright	39.500	17	78Bet Gem	1.1610	4500.0	79	20790	No
57	GOM_NL__2PRFIN20060220_115648_000000392045_00195_20790_8439.N1	20-FEB-2006 11:56:48	Bright	38.500	24	66Alp Gem	1.5800	10200.	77	20790	No
58	GOM_NL__2PRFIN20060220_121252_000000352045_00195_20790_8440.N1	20-FEB-2006 12:12:52	Bright	34.500	49	1Alp UMi	1.9900	6300.0	69	20790	No
59	GOM_NL__2PRFIN20060220_122004_000000332045_00195_20790_8441.N1	20-FEB-2006 12:20:04	Bright	33.000	89	5Alp Cep	2.4510	8000.0	66	20790	No
60	GOM_NL__2PRFIN20060220_122510_000000352045_00195_20790_8442.N1	20-FEB-2006 12:25:10	Bright	35.000	19	50Alp Cyg	1.2460	10500.	70	20790	No
61	GOM_NL__2PRFIN20060220_122645_000000332045_00195_20790_8443.N1	20-FEB-2006 12:26:45	Bright	32.500	66	37Gam Cyg	2.2080	5900.0	65	20790	No
62	GOM_NL__2PRFIN20060220_122814_000000342045_00195_20790_8444.N1	20-FEB-2006 12:28:14	Bright	33.500	92	53Eps Cyg	2.5000	4500.0	67	20790	No
63	GOM_NL__2PRFIN20060220_123502_000000352045_00195_20790_8445.N1	20-FEB-2006 12:35:02	Bright	35.000	168	17Zet Aql	2.9860	11000.	70	20790	No
64	GOM_NL__2PRFIN20060220_124439_000000402045_00195_20790_8446.N1	20-FEB-2006 12:44:39	Twilight	40.000	155	41Pi Sgr	2.9000	6600.0	80	20790	No
65	GOM_NL__2PRFIN20060220_124621_000000392045_00195_20790_8447.N1	20-FEB-2006 12:46:21	Dark	39.000	57	34Sig Sgr	2.0660	26000.	78	20790	No
66	GOM_NL__2PRFIN20060220_124914_000000382045_00195_20790_8448.N1	20-FEB-2006 12:49:14	Dark	38.000	38	20Eps Sgr	1.8360	11000.	76	20790	No
67	GOM_NL__2PRFIN20060220_125249_000000392045_00195_20790_8449.N1	20-FEB-2006 12:52:49	Dark	39.000	40	The Sco	1.8590	7100.0	78	20790	No
68	GOM_NL__2PRFIN20060220_125430_000000382045_00195_20790_8450.N1	20-FEB-2006 12:54:30	Dark	37.500	147	Alp Ara	2.8770	26000.	75	20790	No
69	GOM_NL__2PRFIN20060220_125553_000000492045_00195_20790_8451.N1	20-FEB-2006 12:55:53	Dark	49.000	141	Bet Ara	2.8400	4600.0	98	20790	No
70	GOM_NL__2PRFIN20060220_125952_000000402045_00196_20791_8429.N1	20-FEB-2006 12:59:52	Dark	39.500	134	Bet TrA	2.8100	6600.0	79	20791	No
71	GOM_NL__2PRFIN20060220_130215_000000442045_00196_20791_8430.N1	20-FEB-2006 13:02:15	Dark	43.500	4	Alp1Cen	-0.010000	5800.0	87	20791	No
72	GOM_NL__2PRFIN20060220_130629_000000462045_00196_20791_8431.N1	20-FEB-2006 13:06:29	Dark	45.500	12	Alp1Cru	0.77500	30000.	91	20791	No
73	GOM_NL__2PRFIN20060220_130839_000000362045_00196_20791_8432.N1	20-FEB-2006 13:08:39	Dark	36.000	124	The Car	2.7640	30000.	72	20791	No
74	GOM_NL__2PRFIN20060220_131114_000000362045_00196_20791_8433.N1	20-FEB-2006 13:11:14	Dark	35.500	71	lot Car	2.2460	7700.0	71	20791	No
75	GOM_NL__2PRFIN20060220_131249_000000392045_00196_20791_8434.N1	20-FEB-2006 13:12:49	Straylight	38.500	46	Del Vel	1.9540	10600.	77	20791	No
76	GOM_NL__2PRFIN20060220_131536_000000452045_00196_20791_8435.N1	20-FEB-2006 13:15:36	Straylight	45.000	65	Lam Vel	2.2040	4400.0	90	20791	No
77	GOM_NL__2PRFIN20060220_132133_000000412045_00196_20791_8436.N1	20-FEB-2006 13:21:33	Straylight	40.500	132	15Rho Pup	2.8030	6900.0	81	20791	No
78	GOM_NL__2PRFIN20060220_133003_000000422045_00196_20791_8437.N1	20-FEB-2006 13:30:03	Bright	41.500	8	10Alp CMi	0.40000	6500.0	83	20791	No
79	GOM_NL__2PRFIN20060220_133614_000000372045_00196_20791_8438.N1	20-FEB-2006 13:36:14	Bright	36.500	17	78Bet Gem	1.1610	4500.0	73	20791	No
80	GOM_NL__2PRFIN20060220_133724_000000362045_00196_20791_8439.N1	20-FEB-2006 13:37:24	Bright	35.500	24	66Alp Gem	1.5800	10200.	71	20791	No
81	GOM_NL__2PRFIN20060220_135328_000000352045_00196_20791_8440.N1	20-FEB-2006 13:53:28	Bright	34.500	49	1Alp UMi	1.9900	6300.0	69	20791	No
82	GOM_NL__2PRFIN20060220_140040_000000362045_00196_20791_8441.N1	20-FEB-2006 14:00:40	Bright	35.500	89	5Alp Cep	2.4510	8000.0	71	20791	No
83	GOM_NL__2PRFIN20060220_140546_000000352045_00196_20791_8442.N1	20-FEB-2006 14:05:46	Bright	34.500	19	50Alp Cyg	1.2460	10500.	69	20791	No
84	GOM_NL__2PRFIN20060220_140722_000000342045_00196_20791_8443.N1	20-FEB-2006 14:07:22	Bright	33.500	66	37Gam Cyg	2.2080	5900.0	67	20791	No
85	GOM_NL__2PRFIN20060220_140850_000000352045_00196_20791_8444.N1	20-FEB-2006 14:08:50	Bright	34.500	92	53Eps Cyg	2.5000	4500.0	69	20791	No
86	GOM_NL__2PRFIN20060220_141538_000000362045_00196_20791_8445.N1	20-FEB-2006 14:15:38	Bright	35.500	168	17Zet Aql	2.9860	11000.	71	20791	No
87	GOM_NL__2PRFIN20060220_142515_000000412045_00196_20791_8446.N1	20-FEB-2006 14:25:15	Twilight	40.500	155	41Pi Sgr	2.9000	6600.0	81	20791	No
88	GOM_NL__2PRFIN20060220_142657_000000402045_00196_20791_8447.N1	20-FEB-2006 14:26:57	Dark	39.500	57	34Sig Sgr	2.0660	26000.	79	20791	No
89	GOM_NL__2PRFIN20060220_142951_000000432045_00196_20791_8448.N1	20-FEB-2006 14:29:51	Dark	43.000	38	20Eps Sgr	1.8360	11000.	86	20791	No
90	GOM_NL__2PRFIN20060220_143326_000000442045_00196_20791_8449.N1	20-FEB-2006 14:33:26	Dark	44.000	40	The Sco	1.8590	7100.0	88	20791	No
91	GOM_NL__2PRFIN20060220_143507_000000392045_00196_20791_8450.N1	20-FEB-2006 14:35:07	Dark	39.000	147	Alp Ara	2.8770	26000.	78	20791	No
92	GOM_NL__2PRFIN20060220_143630_000000392045_00196_20791_8451.N1	20-FEB-2006 14:36:30	Dark	39.000	141	Bet Ara	2.8400	4600.0	78	20791	No
93	GOM_NL__2PRFIN20060220_144028_000000382045_00197_20792_8429.N1	20-FEB-2006 14:40:28	Dark	38.000	134	Bet TrA	2.8100	6600.0	76	20792	No
94	GOM_NL__2PRFIN20060220_144251_000000442045_00197_20792_8430.N1	20-FEB-2006 14:42:51	Dark	43.500	4	Alp1Cen	-0.010000	5800.0	87	20792	No
95	GOM_NL__2PRFIN20060220_144705_000000422045_00197_20792_8431.N1	20-FEB-2006 14:47:05	Dark	41.500	12	Alp1Cru	0.77500	30000.	83	20792	No
96	GOM_NL__2PRFIN20060220_144915_000000372045_00197_20792_8432.N1	20-FEB-2006 14:49:15	Dark	36.500	124	The Car	2.7640	30000.	73	20792	No
97	GOM_NL__2PRFIN20060220_145150_000000392045_00197_20792_8433.N1	20-FEB-2006 14:51:50	Dark	38.500	71	lot Car	2.2460	7700.0	77	20792	No
98	GOM_NL__2PRFIN20060220_145325_000000402045_00197_20792_8434.N1	20-FEB-2006 14:53:25	Straylight	39.500	46	Del Vel	1.9540	10600.	79	20792	No
99	GOM_NL__2PRFIN20060220_145612_000000472045_00197_20792_8435.N1	20-FEB-2006 14:56:12	Straylight	47.000	65	Lam Vel	2.2040	4400.0	94	20792	No
100	GOM_NL__2PRFIN20060220_150209_000000402045_00197_20792_8436.N1	20-FEB-2006 15:02:09	Straylight	39.500	132	15Rho Pup	2.8030	6900.0	79	20792	No
101	GOM_NL__2PRFIN20060220_151039_000000412045_00197_20792_8437.N1	20-FEB-2006 15:10:39	Bright	41.000	8	10Alp CMi	0.40000	6500.0	82	20792	No

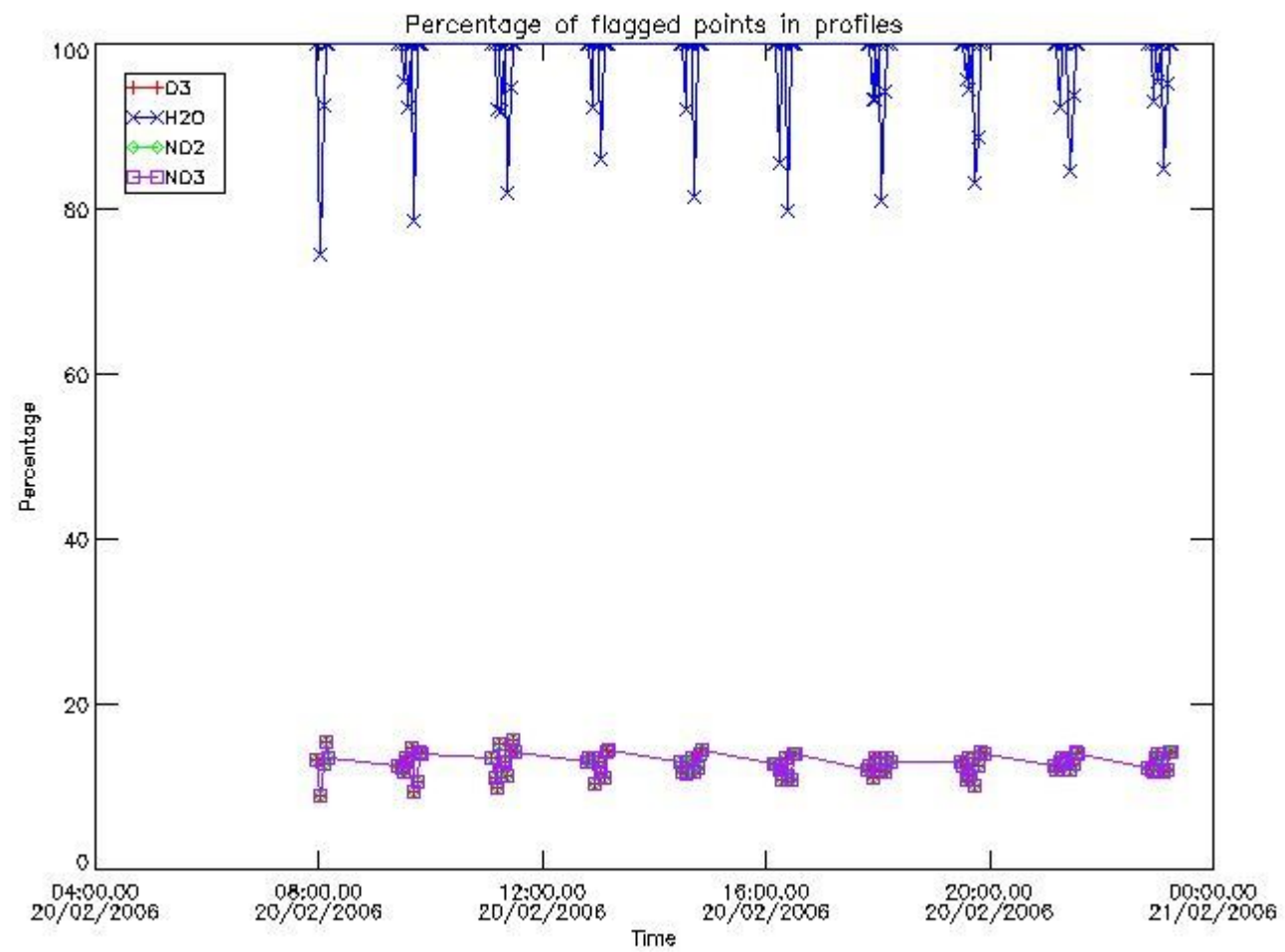
102	GOM_NL__2PRFIN20060220_151650_000000372045_00197_20792_8438.N1	20-FEB-2006 15:16:50	Bright	37.000	17	78Bet Gem	1.1610	4500.0	74	20792	No
103	GOM_NL__2PRFIN20060220_151800_000000362045_00197_20792_8439.N1	20-FEB-2006 15:18:00	Bright	36.000	24	66Alp Gem	1.5800	10200.	72	20792	No
104	GOM_NL__2PRFIN20060220_153404_000000352045_00197_20792_8440.N1	20-FEB-2006 15:34:04	Bright	35.000	49	1Alp UMi	1.9900	6300.0	70	20792	No
105	GOM_NL__2PRFIN20060220_154116_000000372045_00197_20792_8441.N1	20-FEB-2006 15:41:16	Bright	36.500	89	5Alp Cep	2.4510	8000.0	73	20792	No
106	GOM_NL__2PRFIN20060220_154622_000000372045_00197_20792_8442.N1	20-FEB-2006 15:46:22	Bright	36.500	19	50Alp Cyg	1.2460	10500.	73	20792	No
107	GOM_NL__2PRFIN20060220_154758_000000362045_00197_20792_8443.N1	20-FEB-2006 15:47:58	Bright	35.500	66	37Gam Cyg	2.2080	5900.0	71	20792	No
108	GOM_NL__2PRFIN20060220_154926_000000362045_00197_20792_8444.N1	20-FEB-2006 15:49:26	Bright	35.500	92	53Eps Cyg	2.5000	4500.0	71	20792	No
109	GOM_NL__2PRFIN20060220_155615_000000362045_00197_20792_8445.N1	20-FEB-2006 15:56:15	Bright	36.000	168	17Zet Aql	2.9860	11000.	72	20792	No
110	GOM_NL__2PRFIN20060220_160551_000000422045_00197_20792_8446.N1	20-FEB-2006 16:05:51	Twilight	41.500	155	41Pi Sgr	2.9000	6600.0	83	20792	No
111	GOM_NL__2PRFIN20060220_160734_000000402045_00197_20792_8447.N1	20-FEB-2006 16:07:34	Dark	40.000	57	34Sig Sgr	2.0660	26000.	80	20792	No
112	GOM_NL__2PRFIN20060220_161027_000000402045_00197_20792_8448.N1	20-FEB-2006 16:10:27	Dark	40.000	38	20Eps Sgr	1.8360	11000.	80	20792	No
113	GOM_NL__2PRFIN20060220_161402_000000422045_00197_20792_8449.N1	20-FEB-2006 16:14:02	Dark	42.000	40	The Sco	1.8590	7100.0	84	20792	No
114	GOM_NL__2PRFIN20060220_161543_000000412045_00197_20792_8450.N1	20-FEB-2006 16:15:43	Dark	40.500	147	Alp Ara	2.8770	26000.	81	20792	No
115	GOM_NL__2PRFIN20060220_161706_000000472045_00197_20792_8451.N1	20-FEB-2006 16:17:06	Dark	47.000	141	Bet Ara	2.8400	4600.0	94	20792	No
116	GOM_NL__2PRFIN20060220_162104_000000382045_00198_20793_8430.N1	20-FEB-2006 16:21:04	Dark	37.500	134	Bet TrA	2.8100	6600.0	75	20793	No
117	GOM_NL__2PRFIN20060220_162328_000000452045_00198_20793_8431.N1	20-FEB-2006 16:23:28	Dark	45.000	4	Alp1Cen	-0.010000	5800.0	90	20793	No
118	GOM_NL__2PRFIN20060220_162742_000000482045_00198_20793_8432.N1	20-FEB-2006 16:27:42	Dark	47.500	12	Alp1Cru	0.77500	30000.	95	20793	No
119	GOM_NL__2PRFIN20060220_162951_000000372045_00198_20793_8433.N1	20-FEB-2006 16:29:51	Dark	36.500	124	The Car	2.7640	30000.	73	20793	No
120	GOM_NL__2PRFIN20060220_163226_000000372045_00198_20793_8434.N1	20-FEB-2006 16:32:26	Dark	36.500	71	lot Car	2.2460	7700.0	73	20793	No
121	GOM_NL__2PRFIN20060220_163401_000000412045_00198_20793_8435.N1	20-FEB-2006 16:34:01	Straylight	40.500	46	Del Vel	1.9540	10600.	81	20793	No
122	GOM_NL__2PRFIN20060220_163648_000000462045_00198_20793_8436.N1	20-FEB-2006 16:36:48	Straylight	45.500	65	Lam Vel	2.2040	4400.0	91	20793	No
123	GOM_NL__2PRFIN20060220_164246_000000402045_00198_20793_8437.N1	20-FEB-2006 16:42:46	Straylight	39.500	132	15Rho Pup	2.8030	6900.0	79	20793	No
124	GOM_NL__2PRFIN20060220_165115_000000422045_00198_20793_8438.N1	20-FEB-2006 16:51:15	Bright	42.000	8	10Alp CMi	0.40000	6500.0	84	20793	No
125	GOM_NL__2PRFIN20060220_165726_000000372045_00198_20793_8439.N1	20-FEB-2006 16:57:26	Bright	36.500	17	78Bet Gem	1.1610	4500.0	73	20793	No
126	GOM_NL__2PRFIN20060220_165836_000000372045_00198_20793_8440.N1	20-FEB-2006 16:58:36	Bright	37.000	24	66Alp Gem	1.5800	10200.	74	20793	No
127	GOM_NL__2PRFIN20060220_171440_000000372045_00198_20793_8441.N1	20-FEB-2006 17:14:40	Bright	36.500	49	1Alp UMi	1.9900	6300.0	73	20793	No
128	GOM_NL__2PRFIN20060220_172152_000000362045_00198_20793_8442.N1	20-FEB-2006 17:21:52	Bright	36.000	89	5Alp Cep	2.4510	8000.0	72	20793	No
129	GOM_NL__2PRFIN20060220_172658_000000352045_00198_20793_8443.N1	20-FEB-2006 17:26:58	Bright	35.000	19	50Alp Cyg	1.2460	10500.	70	20793	No
130	GOM_NL__2PRFIN20060220_172834_000000372045_00198_20793_8444.N1	20-FEB-2006 17:28:34	Bright	36.500	66	37Gam Cyg	2.2080	5900.0	73	20793	No
131	GOM_NL__2PRFIN20060220_173003_000000342045_00198_20793_8445.N1	20-FEB-2006 17:30:03	Bright	34.000	92	53Eps Cyg	2.5000	4500.0	68	20793	No
132	GOM_NL__2PRFIN20060220_173651_000000362045_00198_20793_8446.N1	20-FEB-2006 17:36:51	Bright	35.500	168	17Zet Aql	2.9860	11000.	71	20793	No
133	GOM_NL__2PRFIN20060220_174627_000000402045_00198_20793_8447.N1	20-FEB-2006 17:46:27	Twilight	40.000	155	41Pi Sgr	2.9000	6600.0	80	20793	No
134	GOM_NL__2PRFIN20060220_174810_000000422045_00198_20793_8448.N1	20-FEB-2006 17:48:10	Dark	42.000	57	34Sig Sgr	2.0660	26000.	84	20793	No
135	GOM_NL__2PRFIN20060220_175104_000000452045_00198_20793_8449.N1	20-FEB-2006 17:51:04	Dark	44.500	38	20Eps Sgr	1.8360	11000.	89	20793	No
136	GOM_NL__2PRFIN20060220_175439_000000462045_00198_20793_8450.N1	20-FEB-2006 17:54:39	Dark	45.500	40	The Sco	1.8590	7100.0	91	20793	No
137	GOM_NL__2PRFIN20060220_175620_000000402045_00198_20793_8451.N1	20-FEB-2006 17:56:20	Dark	39.500	147	Alp Ara	2.8770	26000.	79	20793	No
138	GOM_NL__2PRFIN20060220_175743_000000382045_00198_20793_8452.N1	20-FEB-2006 17:57:43	Dark	38.000	141	Bet Ara	2.8400	4600.0	76	20793	No
139	GOM_NL__2PRFIN20060220_180141_000000382045_00199_20794_8430.N1	20-FEB-2006 18:01:41	Dark	38.000	134	Bet TrA	2.8100	6600.0	76	20794	No
140	GOM_NL__2PRFIN20060220_180405_000000432045_00199_20794_8431.N1	20-FEB-2006 18:04:05	Dark	42.500	4	Alp1Cen	-0.010000	5800.0	85	20794	No
141	GOM_NL__2PRFIN20060220_180819_000000442045_00199_20794_8432.N1	20-FEB-2006 18:08:19	Dark	43.500	12	Alp1Cru	0.77500	30000.	87	20794	No
142	GOM_NL__2PRFIN20060220_181028_000000382045_00199_20794_8433.N1	20-FEB-2006 18:10:28	Dark	38.000	124	The Car	2.7640	30000.	76	20794	No
143	GOM_NL__2PRFIN20060220_181303_000000392045_00199_20794_8434.N1	20-FEB-2006 18:13:03	Dark	39.000	71	lot Car	2.2460	7700.0	78	20794	No
144	GOM_NL__2PRFIN20060220_181437_000000392045_00199_20794_8435.N1	20-FEB-2006 18:14:37	Straylight	39.000	46	Del Vel	1.9540	10600.	78	20794	No
145	GOM_NL__2PRFIN20060220_181725_000000422045_00199_20794_8436.N1	20-FEB-2006 18:17:25	Straylight	42.000	65	Lam Vel	2.2040	4400.0	84	20794	No
146	GOM_NL__2PRFIN20060220_182322_000000422045_00199_20794_8437.N1	20-FEB-2006 18:23:22	Straylight	42.000	132	15Rho Pup	2.8030	6900.0	84	20794	No
147	GOM_NL__2PRFIN20060220_183151_000000402045_00199_20794_8438.N1	20-FEB-2006 18:31:51	Bright	40.000	8	10Alp CMi	0.40000	6500.0	80	20794	No
148	GOM_NL__2PRFIN20060220_183802_000000372045_00199_20794_8439.N1	20-FEB-2006 18:38:02	Bright	36.500	17	78Bet Gem	1.1610	4500.0	73	20794	No
149	GOM_NL__2PRFIN20060220_183913_000000372045_00199_20794_8440.N1	20-FEB-2006 18:39:13	Bright	36.500	24	66Alp Gem	1.5800	10200.	73	20794	No
150	GOM_NL__2PRFIN20060220_185516_000000372045_00199_20794_8441.N1	20-FEB-2006 18:55:16	Bright	36.500	49	1Alp UMi	1.9900	6300.0	73	20794	No
151	GOM_NL__2PRFIN20060220_190228_000000362045_00199_20794_8442.N1	20-FEB-2006 19:02:28	Bright	35.500	89	5Alp Cep	2.4510	8000.0	71	20794	No
152	GOM_NL__2PRFIN20060220_190735_000000342045_00199_20794_8443.N1	20-FEB-2006 19:07:35	Bright	34.000	19	50Alp Cyg	1.2460	10500.	68	20794	No
153	GOM_NL__2PRFIN20060220_190910_000000352045_00199_20794_8444.N1	20-FEB-2006 19:09:10	Bright	35.000	66	37Gam Cyg	2.2080	5900.0	70	20794	No
154	GOM_NL__2PRFIN20060220_191039_000000332045_00199_20794_8445.N1	20-FEB-2006 19:10:39	Bright	32.500	92	53Eps Cyg	2.5000	4500.0	65	20794	No
155	GOM_NL__2PRFIN20060220_191727_000000362045_00199_20794_8446.N1	20-FEB-2006 19:17:27	Bright	36.000	168	17Zet Aql	2.9860	11000.	72	20794	No
156	GOM_NL__2PRFIN20060220_192704_000000392045_00199_20794_8447.N1	20-FEB-2006 19:27:04	Twilight	39.000	155	41Pi Sgr	2.9000	6600.0	78	20794	No
157	GOM_NL__2PRFIN20060220_192846_000000402045_00199_20794_8448.N1	20-FEB-2006 19:28:46	Dark	39.500	57	34Sig Sgr	2.0660	26000.	79	20794	No
158	GOM_NL__2PRFIN20060220_193140_000000412045_00199_20794_8449.N1	20-FEB-2006 19:31:40	Dark	40.500	38	20Eps Sgr	1.8360	11000.	81	20794	No
159	GOM_NL__2PRFIN20060220_193515_000000472045_00199_20794_8450.N1	20-FEB-2006 19:35:15	Dark	46.500	40	The Sco	1.8590	7100.0	93	20794	No
160	GOM_NL__2PRFIN20060220_193656_000000382045_00199_20794_8451.N1	20-FEB-2006 19:36:56	Dark	38.000	147	Alp Ara	2.8770	26000.	76	20794	No

161	GOM_NL__2PRFIN20060220_193819_000000452045_00199_20794_8452.N1	20-FEB-2006 19:38:19	Dark	45.000	141	Bet Ara	2.8400	4600.0	90	20794	No
162	GOM_NL__2PRFIN20060220_194217_000000382045_00200_20795_8430.N1	20-FEB-2006 19:42:17	Dark	38.000	134	Bet TrA	2.8100	6600.0	76	20795	No
163	GOM_NL__2PRFIN20060220_194441_000000512045_00200_20795_8431.N1	20-FEB-2006 19:44:41	Dark	50.500	4	Alp1Cen	-0.010000	5800.0	101	20795	No
164	GOM_NL__2PRFIN20060220_194855_000000412045_00200_20795_8432.N1	20-FEB-2006 19:48:55	Dark	40.500	12	Alp1Cru	0.77500	30000.	81	20795	No
165	GOM_NL__2PRFIN20060220_195104_000000362045_00200_20795_8433.N1	20-FEB-2006 19:51:04	Dark	36.000	124	The Car	2.7640	30000.	72	20795	No
166	GOM_NL__2PRFIN20060220_195339_000000372045_00200_20795_8434.N1	20-FEB-2006 19:53:39	Dark	36.500	71	lot Car	2.2460	7700.0	73	20795	No
167	GOM_NL__2PRFIN20060220_195513_000000372045_00200_20795_8435.N1	20-FEB-2006 19:55:13	Straylight	37.000	46	Del Vel	1.9540	10600.	74	20795	No
168	GOM_NL__2PRFIN20060220_195801_000000382045_00200_20795_8436.N1	20-FEB-2006 19:58:01	Straylight	38.000	65	Lam Vel	2.2040	4400.0	76	20795	No
169	GOM_NL__2PRFIN20060220_200358_000000412045_00200_20795_8437.N1	20-FEB-2006 20:03:58	Straylight	40.500	132	15Rho Pup	2.8030	6900.0	81	20795	No
170	GOM_NL__2PRFIN20060220_201227_000000422045_00200_20795_8438.N1	20-FEB-2006 20:12:27	Bright	42.000	8	10Alp CMi	0.40000	6500.0	84	20795	No
171	GOM_NL__2PRFIN20060220_201838_000000372045_00200_20795_8439.N1	20-FEB-2006 20:18:38	Bright	37.000	17	78Bet Gem	1.1610	4500.0	74	20795	No
172	GOM_NL__2PRFIN20060220_201949_000000352045_00200_20795_8440.N1	20-FEB-2006 20:19:49	Bright	35.000	24	66Alp Gem	1.5800	10200.	70	20795	No
173	GOM_NL__2PRFIN20060220_203552_000000372045_00200_20795_8441.N1	20-FEB-2006 20:35:52	Bright	36.500	49	1Alp UMi	1.9900	6300.0	73	20795	No
174	GOM_NL__2PRFIN20060220_204304_000000362045_00200_20795_8442.N1	20-FEB-2006 20:43:04	Bright	36.000	89	5Alp Cep	2.4510	8000.0	72	20795	No
175	GOM_NL__2PRFIN20060220_204811_000000362045_00200_20795_8443.N1	20-FEB-2006 20:48:11	Bright	35.500	19	50Alp Cyg	1.2460	10500.	71	20795	No
176	GOM_NL__2PRFIN20060220_204946_000000362045_00200_20795_8444.N1	20-FEB-2006 20:49:46	Bright	35.500	66	37Gam Cyg	2.2080	5900.0	71	20795	No
177	GOM_NL__2PRFIN20060220_205115_000000332045_00200_20795_8445.N1	20-FEB-2006 20:51:15	Bright	33.000	92	53Eps Cyg	2.5000	4500.0	66	20795	No
178	GOM_NL__2PRFIN20060220_205803_000000362045_00200_20795_8446.N1	20-FEB-2006 20:58:03	Bright	36.000	168	17Zet Aql	2.9860	11000.	72	20795	No
179	GOM_NL__2PRFIN20060220_210740_000000382045_00200_20795_8447.N1	20-FEB-2006 21:07:40	Twilight	38.000	155	41Pi Sgr	2.9000	6600.0	76	20795	No
180	GOM_NL__2PRFIN20060220_210923_000000412045_00200_20795_8448.N1	20-FEB-2006 21:09:23	Dark	41.000	57	34Sig Sgr	2.0660	26000.	82	20795	No
181	GOM_NL__2PRFIN20060220_211216_000000432045_00200_20795_8449.N1	20-FEB-2006 21:12:16	Dark	42.500	38	20Eps Sgr	1.8360	11000.	85	20795	No
182	GOM_NL__2PRFIN20060220_211552_000000402045_00200_20795_8450.N1	20-FEB-2006 21:15:52	Dark	39.500	40	The Sco	1.8590	7100.0	79	20795	No
183	GOM_NL__2PRFIN20060220_211733_000000382045_00200_20795_8451.N1	20-FEB-2006 21:17:33	Dark	38.000	147	Alp Ara	2.8770	26000.	76	20795	No
184	GOM_NL__2PRFIN20060220_211855_000000402045_00200_20795_8452.N1	20-FEB-2006 21:18:55	Dark	40.000	141	Bet Ara	2.8400	4600.0	80	20795	No
185	GOM_NL__2PRFIN20060220_212254_000000392045_00201_20796_8430.N1	20-FEB-2006 21:22:54	Dark	38.500	134	Bet TrA	2.8100	6600.0	77	20796	No
186	GOM_NL__2PRFIN20060220_212518_000000432045_00201_20796_8431.N1	20-FEB-2006 21:25:18	Dark	42.500	4	Alp1Cen	-0.010000	5800.0	85	20796	No
187	GOM_NL__2PRFIN20060220_212931_000000402045_00201_20796_8432.N1	20-FEB-2006 21:29:31	Dark	40.000	12	Alp1Cru	0.77500	30000.	80	20796	No
188	GOM_NL__2PRFIN20060220_213140_000000362045_00201_20796_8433.N1	20-FEB-2006 21:31:40	Dark	36.000	124	The Car	2.7640	30000.	72	20796	No
189	GOM_NL__2PRFIN20060220_213415_000000372045_00201_20796_8434.N1	20-FEB-2006 21:34:15	Dark	36.500	71	lot Car	2.2460	7700.0	73	20796	No
190	GOM_NL__2PRFIN20060220_213549_000000362045_00201_20796_8435.N1	20-FEB-2006 21:35:49	Straylight	36.000	46	Del Vel	1.9540	10600.	72	20796	No
191	GOM_NL__2PRFIN20060220_213837_000000402045_00201_20796_8436.N1	20-FEB-2006 21:38:37	Straylight	40.000	65	Lam Vel	2.2040	4400.0	80	20796	No
192	GOM_NL__2PRFIN20060220_214434_000000382045_00201_20796_8437.N1	20-FEB-2006 21:44:34	Straylight	38.000	132	15Rho Pup	2.8030	6900.0	76	20796	No
193	GOM_NL__2PRFIN20060220_215303_000000422045_00201_20796_8438.N1	20-FEB-2006 21:53:03	Bright	42.000	8	10Alp CMi	0.40000	6500.0	84	20796	No
194	GOM_NL__2PRFIN20060220_215914_000000392045_00201_20796_8439.N1	20-FEB-2006 21:59:14	Bright	38.500	17	78Bet Gem	1.1610	4500.0	77	20796	No
195	GOM_NL__2PRFIN20060220_220025_000000372045_00201_20796_8440.N1	20-FEB-2006 22:00:25	Bright	36.500	24	66Alp Gem	1.5800	10200.	73	20796	No
196	GOM_NL__2PRFIN20060220_221628_000000362045_00201_20796_8441.N1	20-FEB-2006 22:16:28	Bright	36.000	49	1Alp UMi	1.9900	6300.0	72	20796	No
197	GOM_NL__2PRFIN20060220_222340_000000362045_00201_20796_8442.N1	20-FEB-2006 22:23:40	Bright	36.000	89	5Alp Cep	2.4510	8000.0	72	20796	No
198	GOM_NL__2PRFIN20060220_222847_000000362045_00201_20796_8443.N1	20-FEB-2006 22:28:47	Bright	35.500	19	50Alp Cyg	1.2460	10500.	71	20796	No
199	GOM_NL__2PRFIN20060220_223022_000000352045_00201_20796_8444.N1	20-FEB-2006 22:30:22	Bright	35.000	66	37Gam Cyg	2.2080	5900.0	70	20796	No
200	GOM_NL__2PRFIN20060220_223151_000000342045_00201_20796_8445.N1	20-FEB-2006 22:31:51	Bright	34.000	92	53Eps Cyg	2.5000	4500.0	68	20796	No
201	GOM_NL__2PRFIN20060220_223839_000000362045_00201_20796_8446.N1	20-FEB-2006 22:38:39	Bright	35.500	168	17Zet Aql	2.9860	11000.	71	20796	No
202	GOM_NL__2PRFIN20060220_224816_000000412045_00201_20796_8447.N1	20-FEB-2006 22:48:16	Twilight	40.500	155	41Pi Sgr	2.9000	6600.0	81	20796	No
203	GOM_NL__2PRFIN20060220_224959_000000422045_00201_20796_8448.N1	20-FEB-2006 22:49:59	Dark	41.500	57	34Sig Sgr	2.0660	26000.	83	20796	No
204	GOM_NL__2PRFIN20060220_225253_000000422045_00201_20796_8449.N1	20-FEB-2006 22:52:53	Dark	42.000	38	20Eps Sgr	1.8360	11000.	84	20796	No
205	GOM_NL__2PRFIN20060220_225628_000000442045_00201_20796_8450.N1	20-FEB-2006 22:56:28	Dark	43.500	40	The Sco	1.8590	7100.0	87	20796	No
206	GOM_NL__2PRFIN20060220_225809_000000382045_00201_20796_8451.N1	20-FEB-2006 22:58:09	Dark	38.000	147	Alp Ara	2.8770	26000.	76	20796	No
207	GOM_NL__2PRFIN20060220_225932_000000442045_00201_20796_8452.N1	20-FEB-2006 22:59:32	Dark	43.500	141	Bet Ara	2.8400	4600.0	87	20796	No
208	GOM_NL__2PRFIN20060220_230330_000000382045_00202_20797_8451.N1	20-FEB-2006 23:03:30	Dark	37.500	134	Bet TrA	2.8100	6600.0	75	20797	No
209	GOM_NL__2PRFIN20060220_230554_000000442045_00202_20797_8452.N1	20-FEB-2006 23:05:54	Dark	43.500	4	Alp1Cen	-0.010000	5800.0	87	20797	No
210	GOM_NL__2PRFIN20060220_231007_000000422045_00202_20797_8453.N1	20-FEB-2006 23:10:07	Dark	42.000	12	Alp1Cru	0.77500	30000.	84	20797	No
211	GOM_NL__2PRFIN20060220_231216_000000362045_00202_20797_8454.N1	20-FEB-2006 23:12:16	Dark	36.000	124	The Car	2.7640	30000.	72	20797	No
212	GOM_NL__2PRFIN20060220_231451_000000362045_00202_20797_8455.N1	20-FEB-2006 23:14:51	Dark	36.000	71	lot Car	2.2460	7700.0	72	20797	No
213	GOM_NL__2PRFIN20060220_231625_000000402045_00202_20797_8456.N1	20-FEB-2006 23:16:25	Straylight	39.500	46	Del Vel	1.9540	10600.	79	20797	No
214	GOM_NL__2PRFIN20060220_231913_000000502045_00202_20797_8457.N1	20-FEB-2006 23:19:13	Straylight	50.000	65	Lam Vel	2.2040	4400.0	100	20797	No
215	GOM_NL__2PRFIN20060220_232510_000000392045_00202_20797_8458.N1	20-FEB-2006 23:25:10	Straylight	39.000	132	15Rho Pup	2.8030	6900.0	78	20797	No
216	GOM_NL__2PRFIN20060220_233339_000000432045_00202_20797_8459.N1	20-FEB-2006 23:33:39	Bright	42.500	8	10Alp CMi	0.40000	6500.0	85	20797	No
217	GOM_NL__2PRFIN20060220_233950_000000392045_00202_20797_8460.N1	20-FEB-2006 23:39:50	Bright	38.500	17	78Bet Gem	1.1610	4500.0	77	20797	No
218	GOM_NL__2PRFIN20060220_234101_000000382045_00202_20797_8461.N1	20-FEB-2006 23:41:01	Bright	37.500	24	66Alp Gem	1.5800	10200.	75	20797	No
219	GOM_NL__2PRFIN20060220_235704_000000322045_00202_20797_8462.N1	20-FEB-2006 23:57:04	Bright	32.000	49	1Alp UMi	1.9900	6300.0	64	20797	No

3. Quality information per product

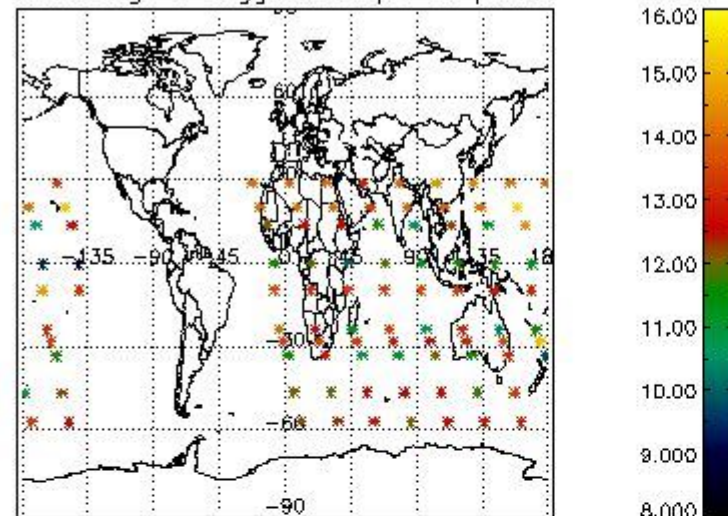
In this section it is plotted some information contained in the Quality Summary data set of the level 2 products. Only products in dark limb conditions and without errors (error flag in the MPH set to "0") are used.

3.1 Plot quality information per product (time dependant)

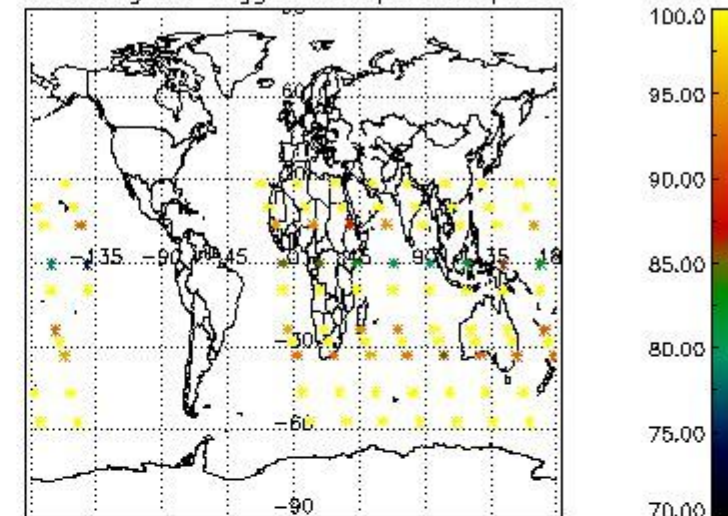


3.2 Plot quality information per product (world map)

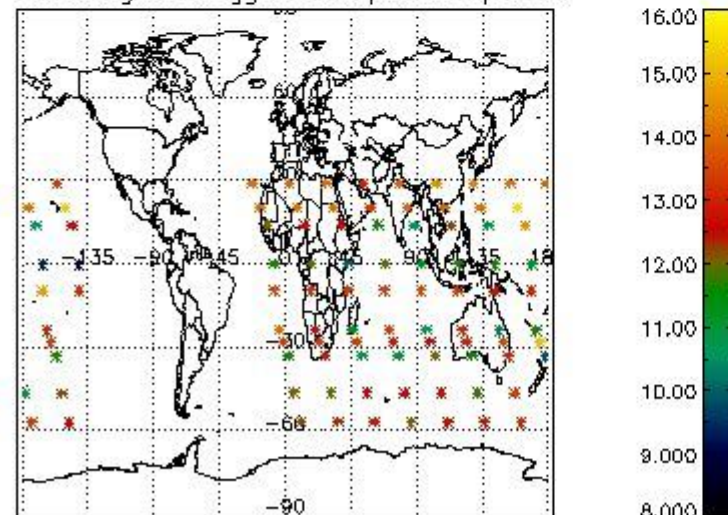
Percentage of flagged data per O3 profile



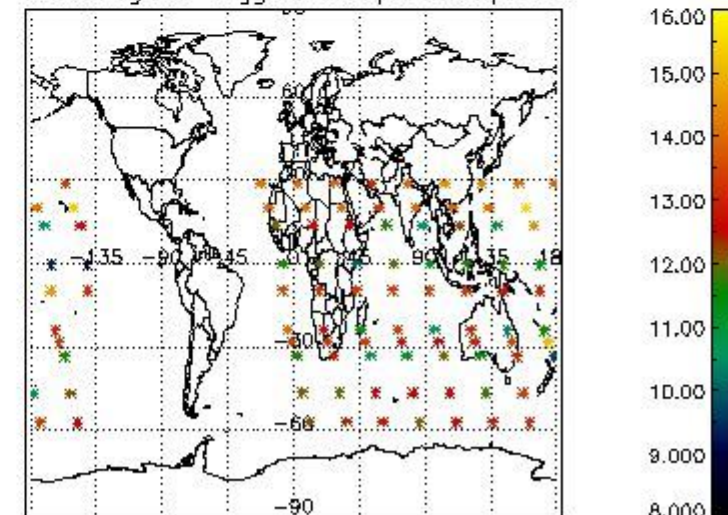
Percentage of flagged data per H2O profile



Percentage of flagged data per NO2 profile



Percentage of flagged data per NO3 profile

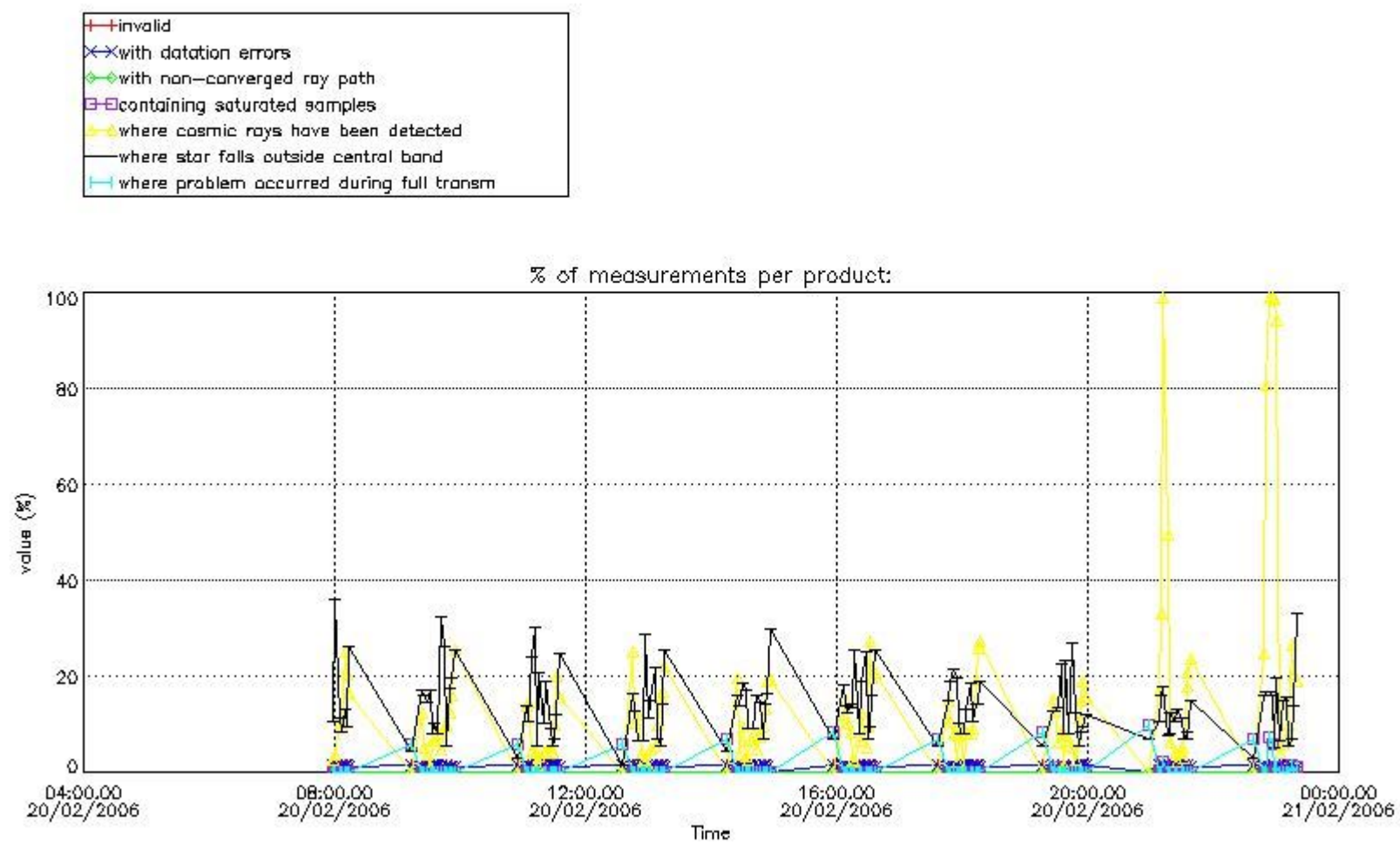


4. Level 1 quality information per product

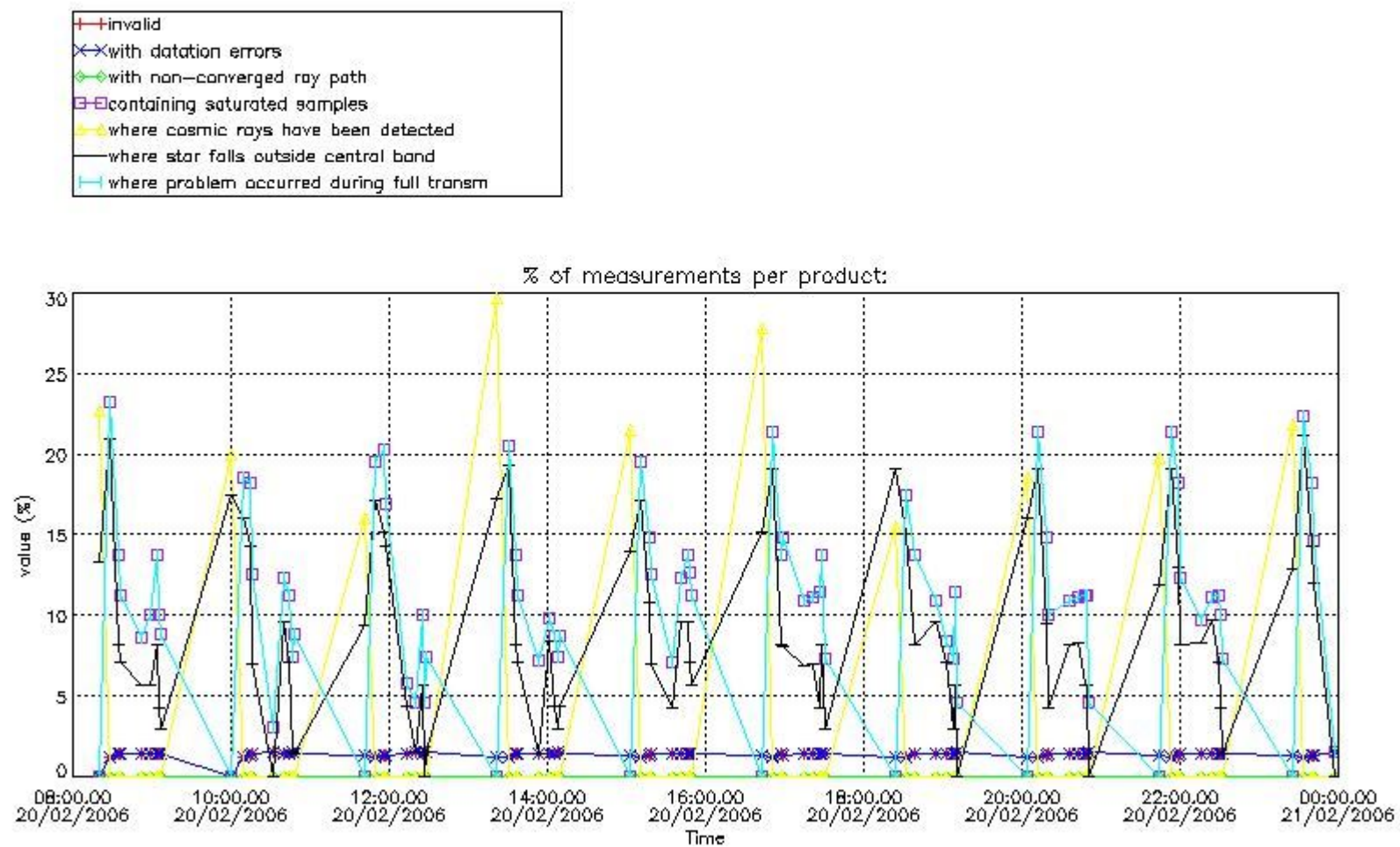
In this section it is plotted some information contained in the Quality Summary data set of the level 2 products that comes from the level 1b processing. Products without errors (error flag in the MPH set to "0") are used.

4.1 Plot quality information per product (time dependant) coming from level 1b processing

4.1.1 Plot level 1 quality information per product (time dependant): ENVISAT ASCENDING passes



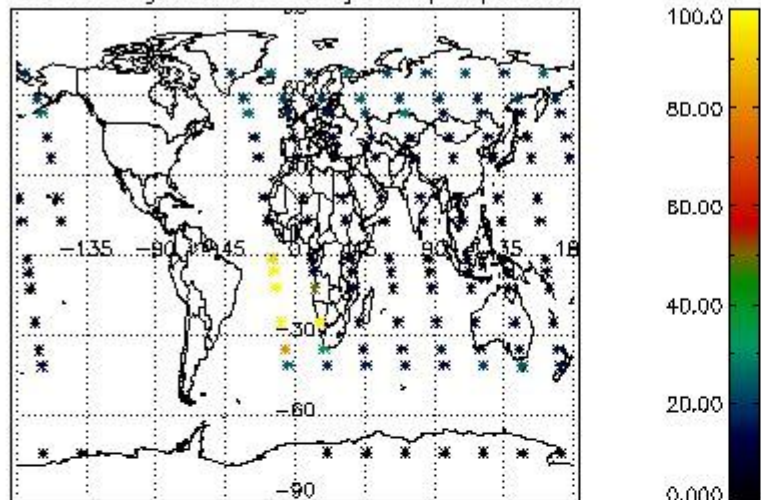
4.1.2 Plot level 1 quality information per product (time dependant): ENVI SAT DESCENDING passes



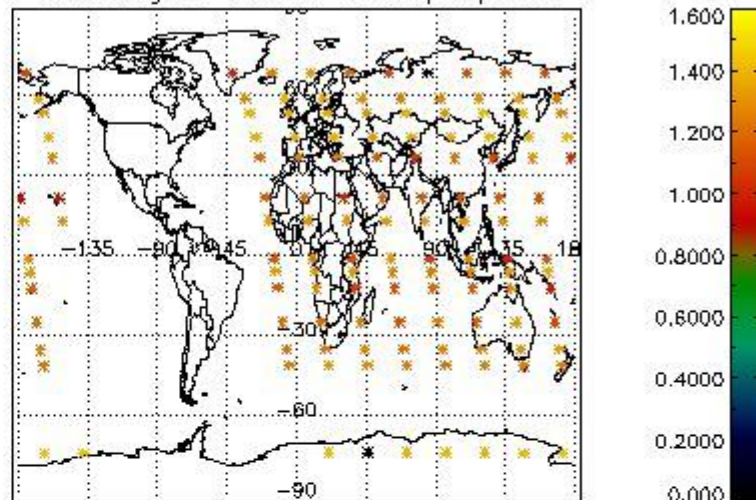
4.2 Plot quality information per product coming from level 1b processing (world map)

4.2.1 Plot level 1 quality information per product (world map): ENVISAT ASCENDING passes

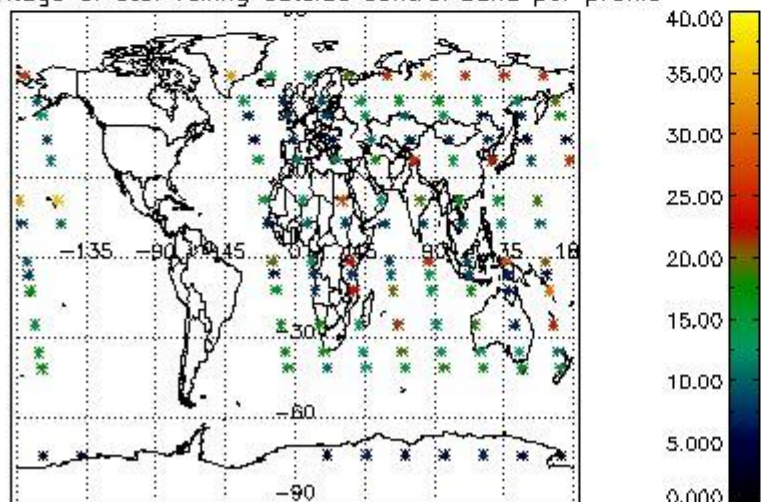
Percentage of cosmic ray hits per profile



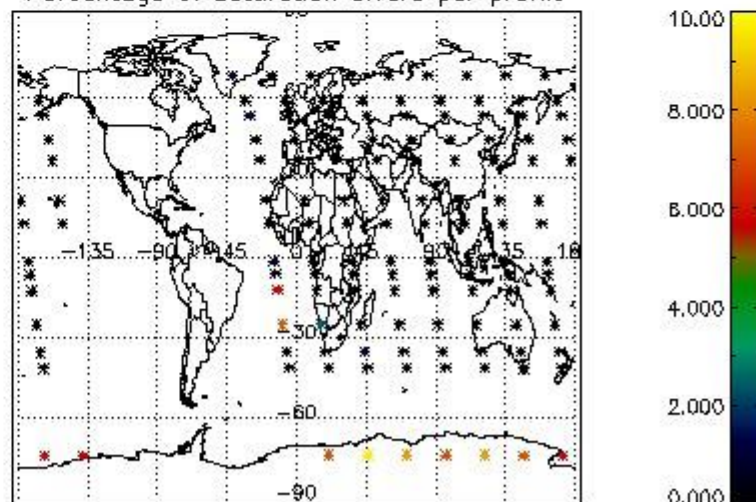
Percentage of datation errors per profile



Percentage of star falling outside central band per profile

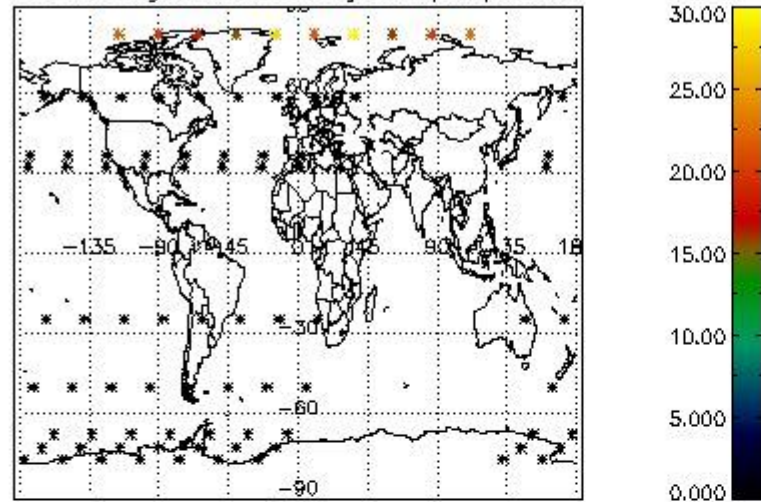


Percentage of saturation errors per profile

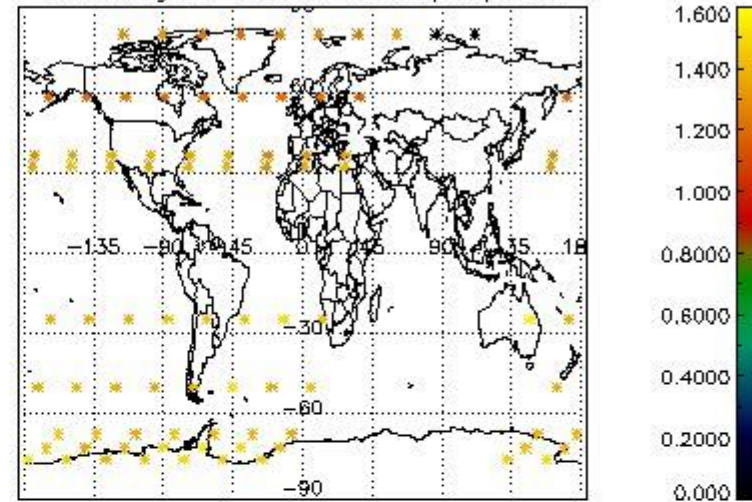


4.2.2 Plot level 1 quality information per product (world map): ENVISAT DESCENDING passes

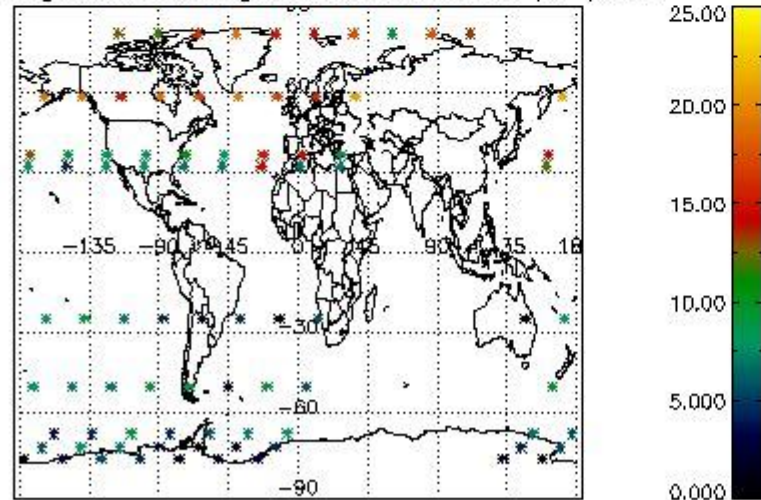
Percentage of cosmic ray hits per profile



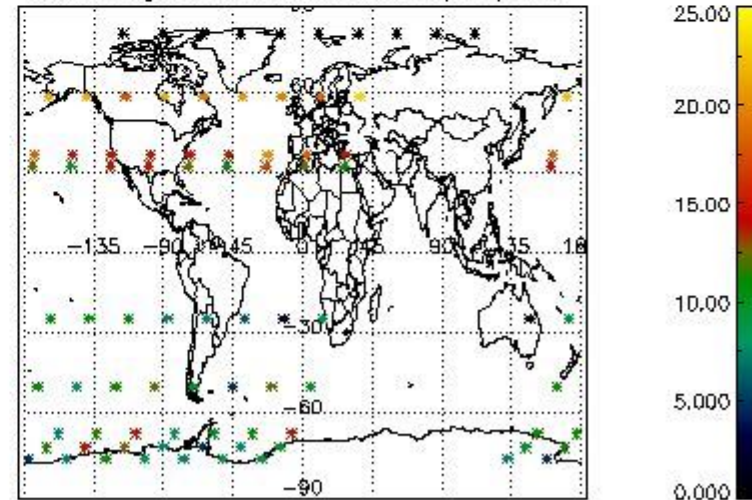
Percentage of datation errors per profile



Percentage of star falling outside central band per profile



Percentage of saturation errors per profile



5. Trace gas profiles

5.1 Ozone statistics based on quality of products

The final quality of the products can be "measured" using the STD (Standard Deviation) attached to every point profile. This information is written to the parameter GOM_NL__2P/NL_LOCAL_SPECIES_DENSITY/o3_std of the level 2 products. The table below shows the statistics for given STD ranges.

The statistics are given with respect to the overall valid production:

- Products without fatal errors: GOM_NL__2P/MPH/PRODUCT_ERR=0
- Valid point profile: GOM_NL__2P/NL_LOCAL_SPECIES_DENSITY/pcd(0)=0

The 'Criteria' is applied to valid points of dark limb products:

- Products in dark limb illumination condition: GOM_NL__2P/NL_SUMMARY_QUALITY/obs_ill_cond=0
- Products without fatal errors: GOM_NL__2P/MPH/PRODUCT_ERR=0
- Valid point profile: GOM_NL__2P/NL_LOCAL_SPECIES_DENSITY/pcd(0)=0

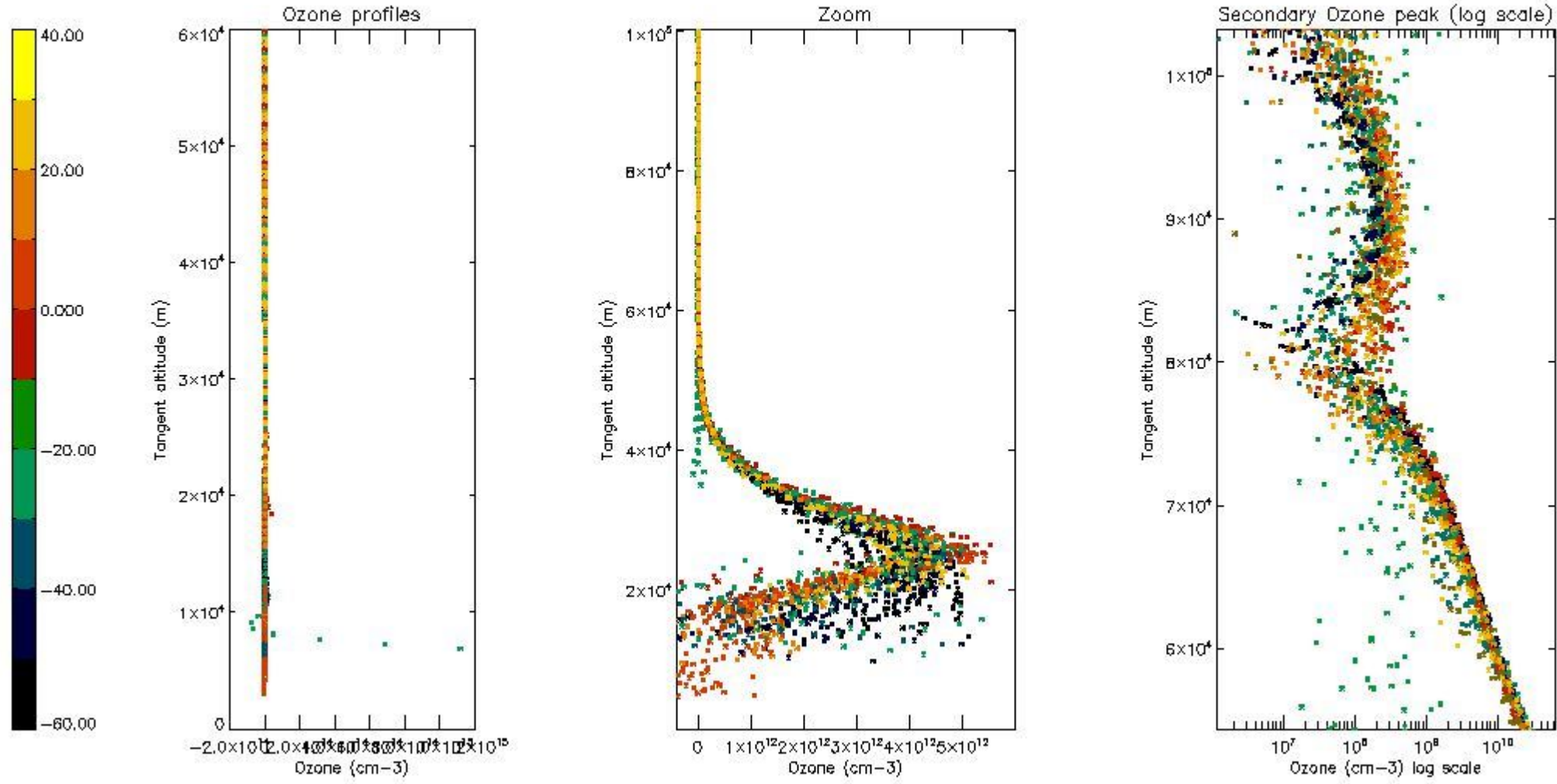
So, the table below shows the percentage of dark limb and valid observations for each criteria with respect to the overall valid daily observations.

Criteria	% of total production
All STD	46
STD < 20	27

STD < 10	22
STD < 5	13

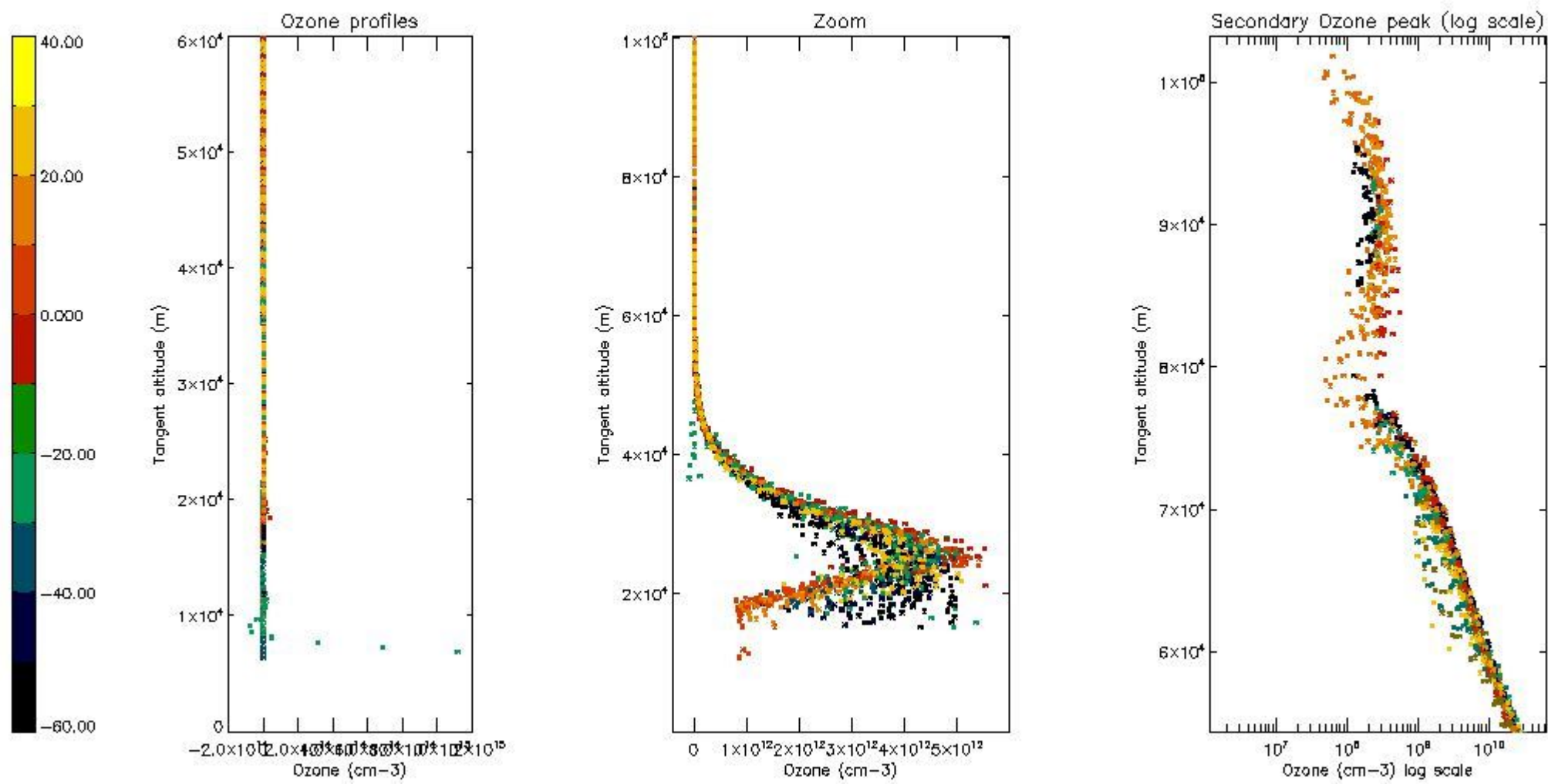
5.2 Plot ozone profiles for all STD (dark without errors)

The colorbar represents the latitude.



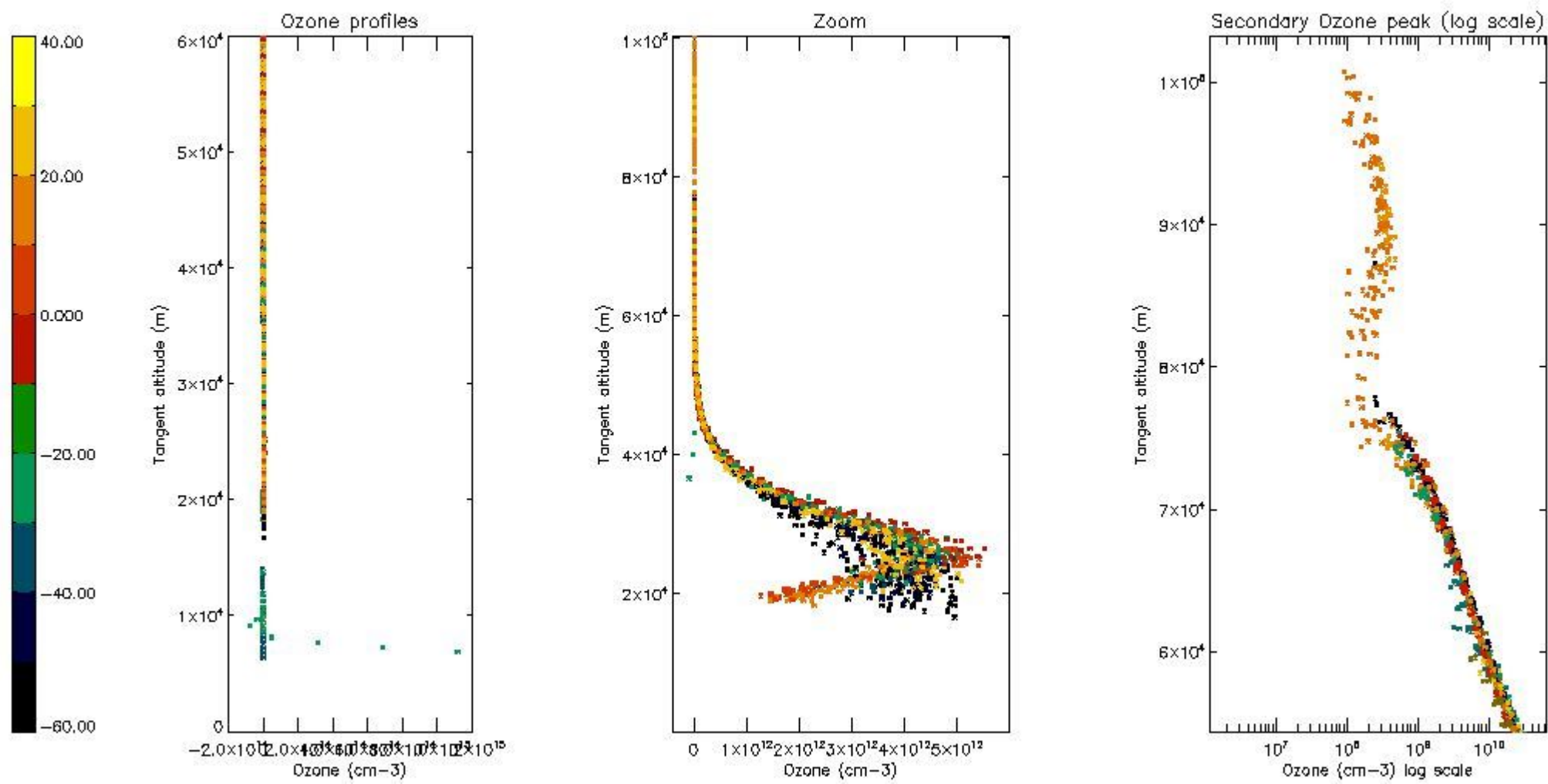
5.3 Plot ozone profiles where STD < 20% (dark without errors)

The colorbar represents the latitude.



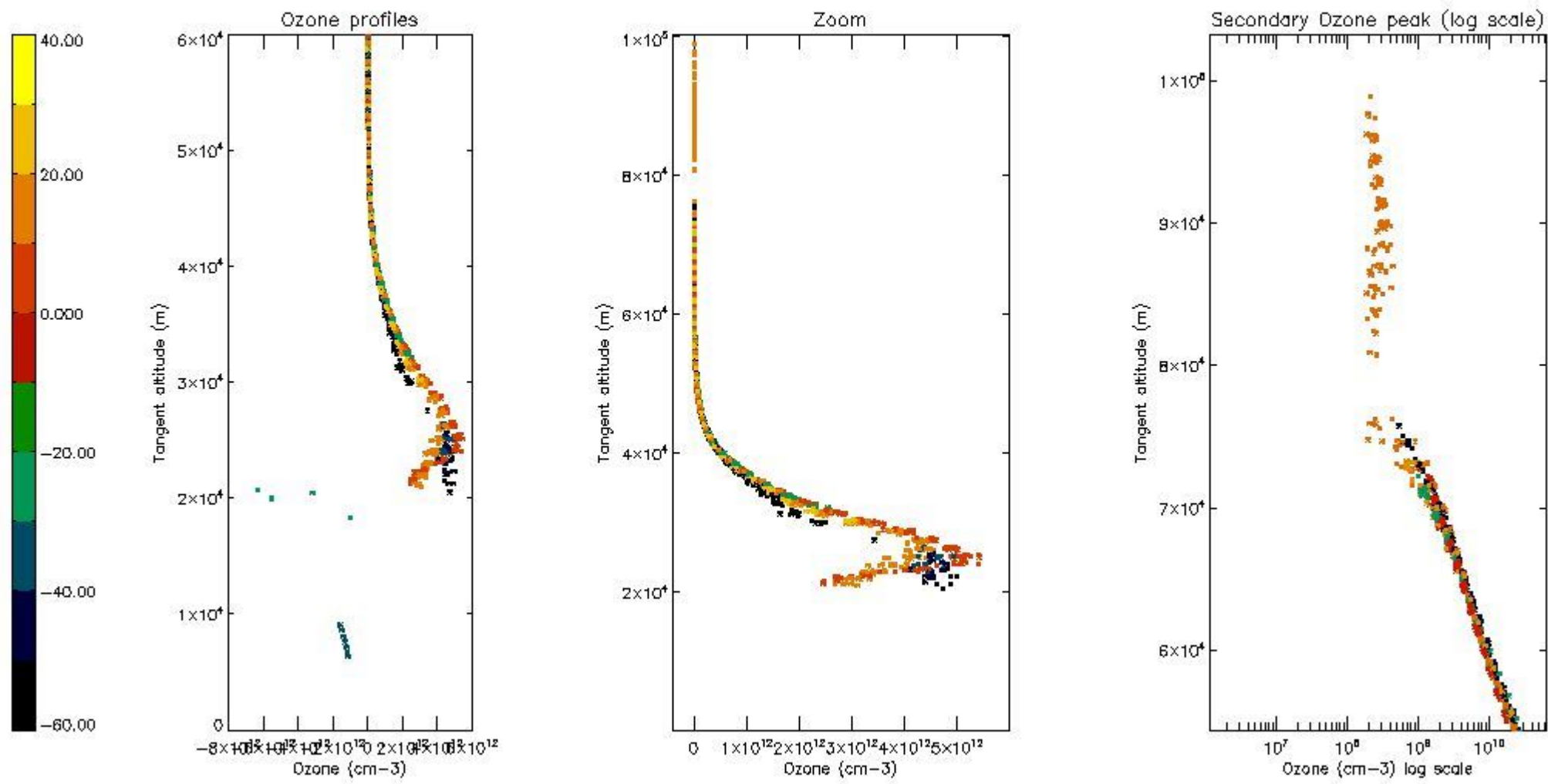
5.4 Plot ozone profiles where $STD < 10\%$ (dark without errors)

The colorbar represents the latitude.



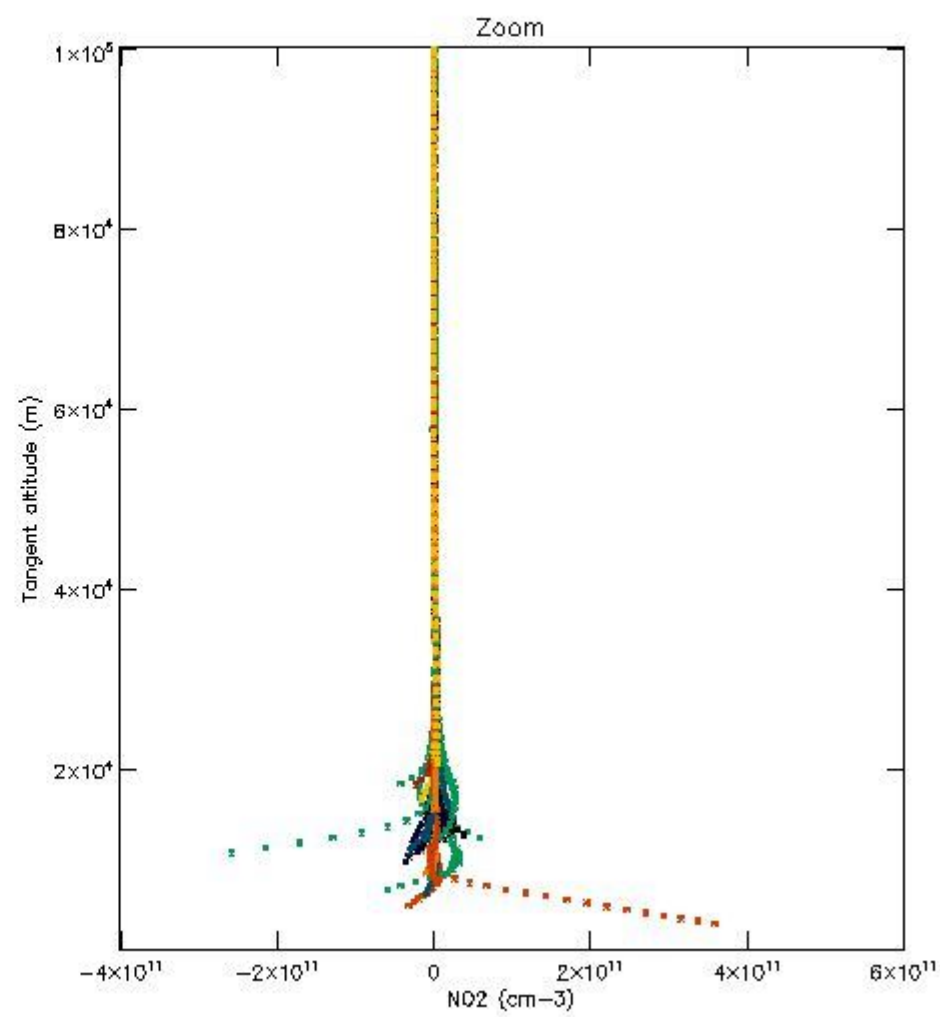
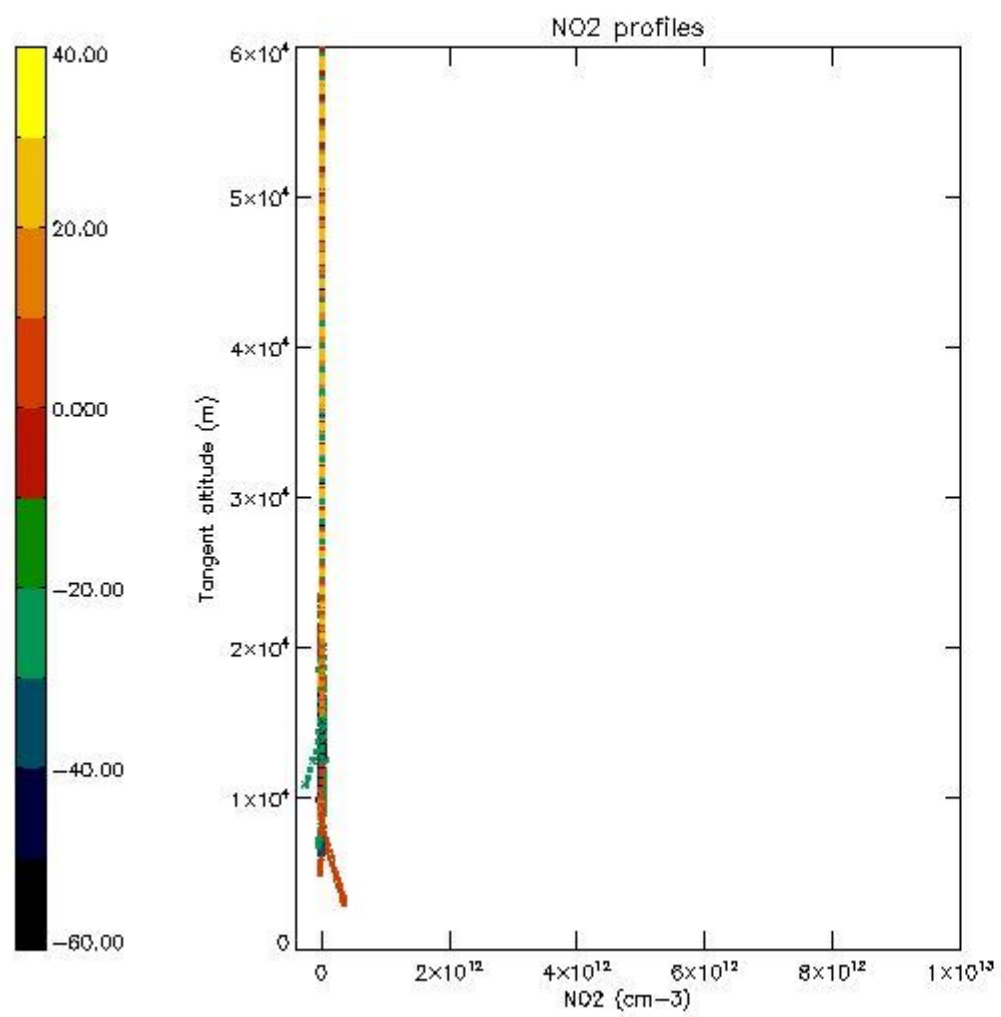
5.5 Plot ozone profiles where STD < 5% (dark without errors)

The colorbar represents the latitude.



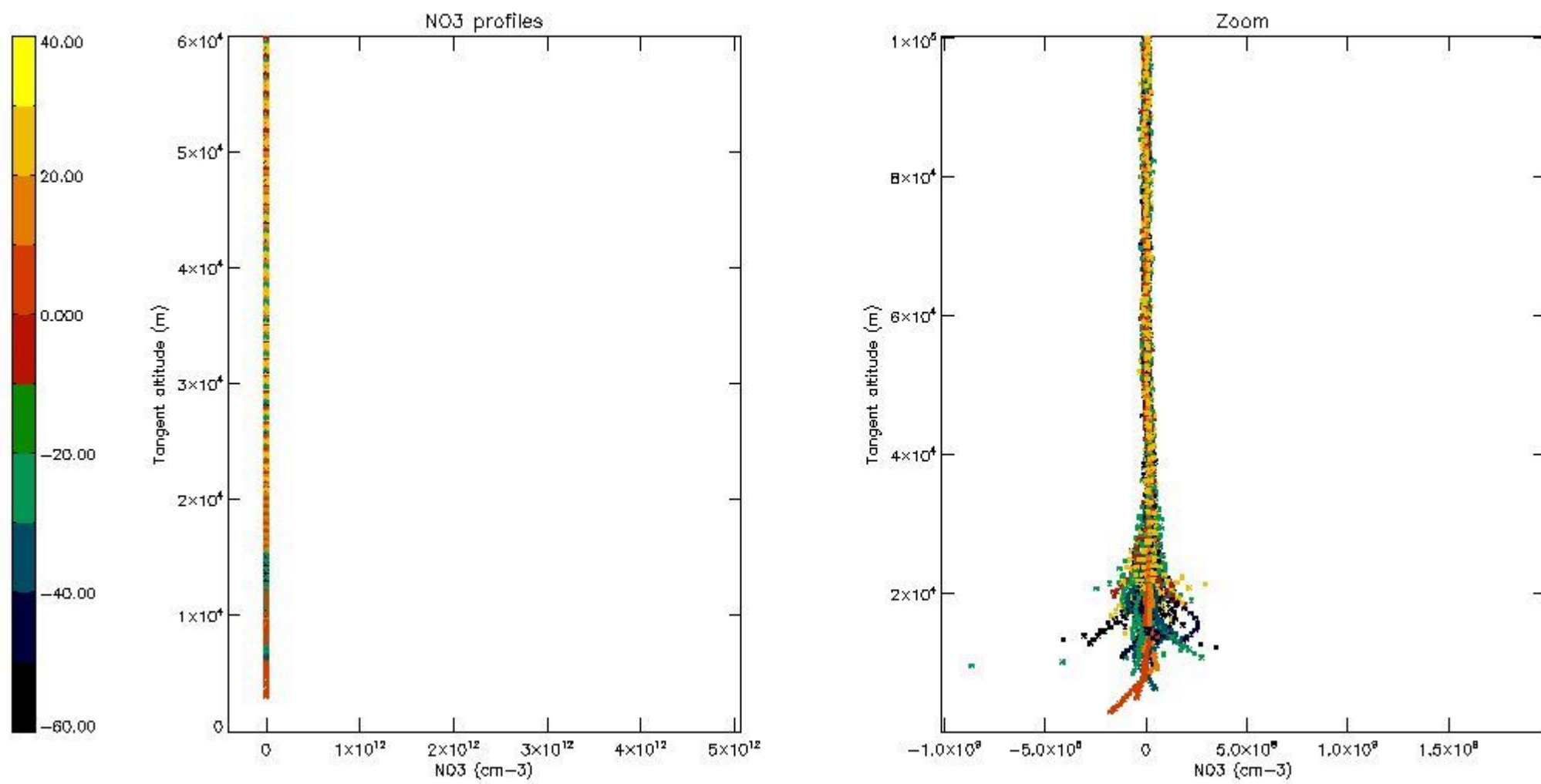
5.6 Plot NO₂ profiles for all STD (dark without errors)

The colorbar represents the latitude.



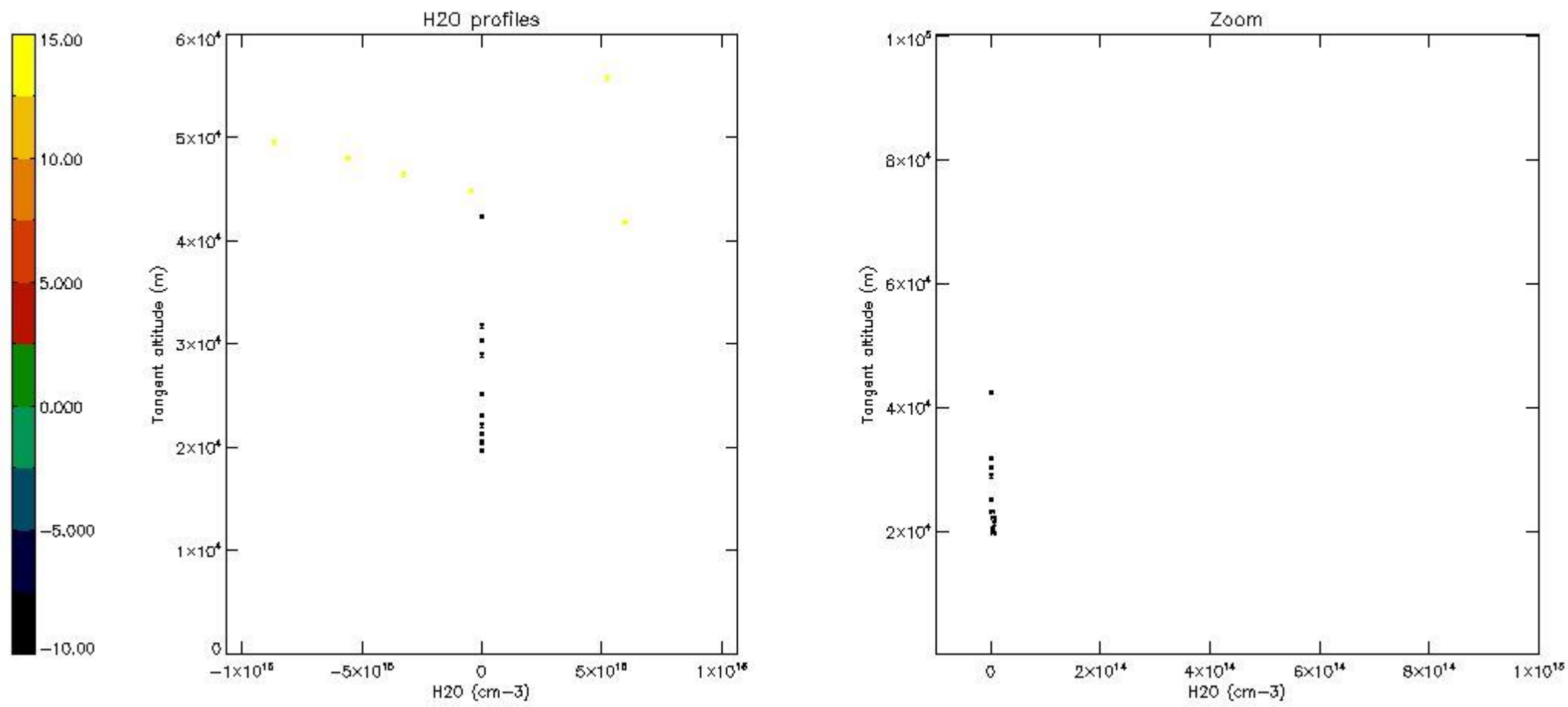
5.7 Plot NO3 profiles for all STD (dark without errors)

The colorbar represents the latitude.



5.8 Plot H2O profiles for all STD (only for occultations of stars 1,2,3,4,13,14,16,26,63 dark without errors)

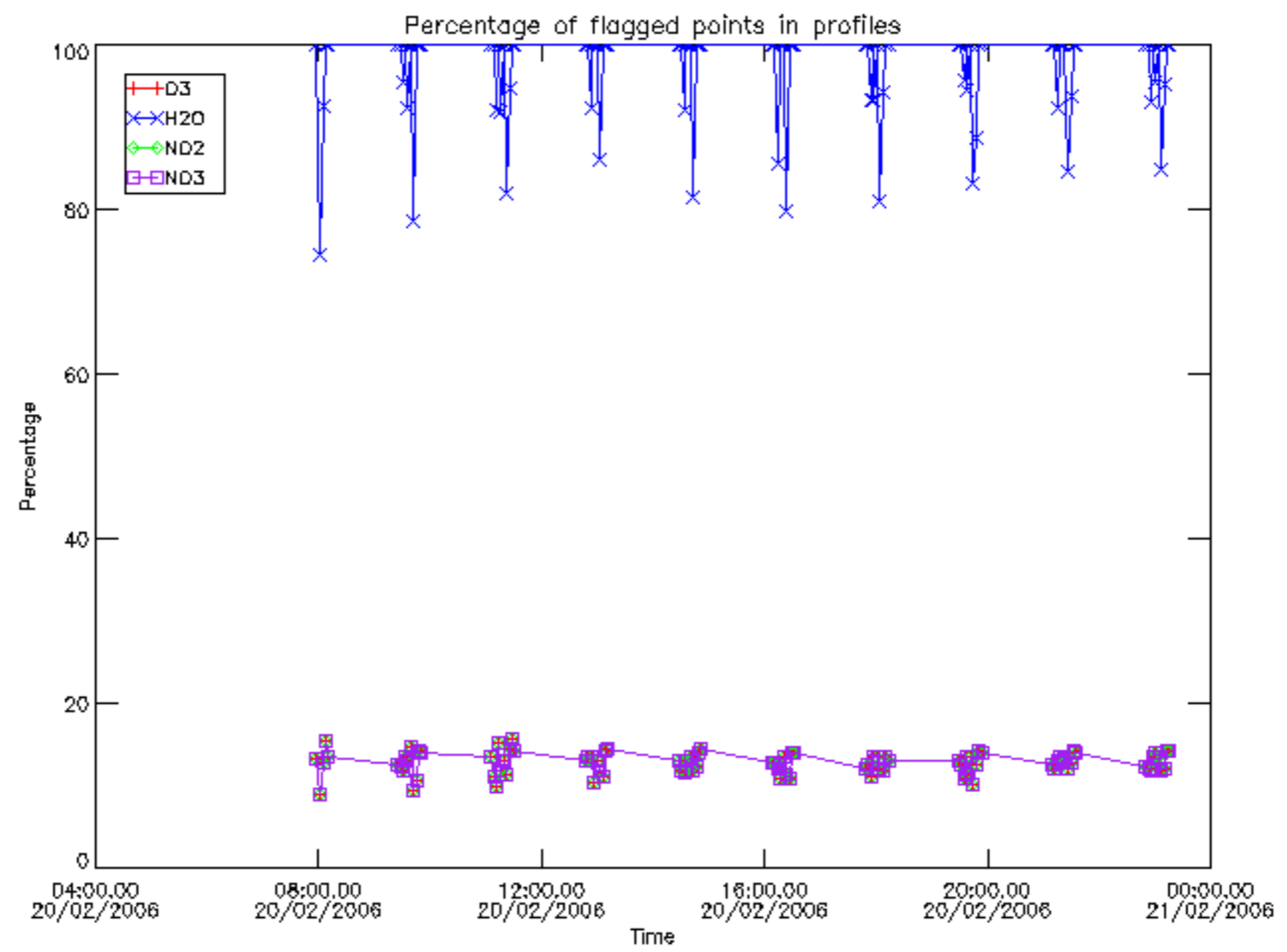
The colorbar represents the latitude.



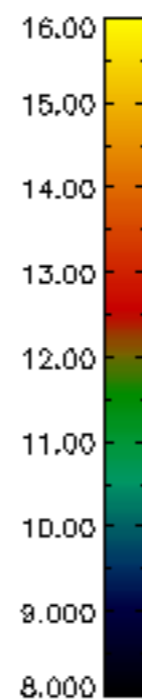
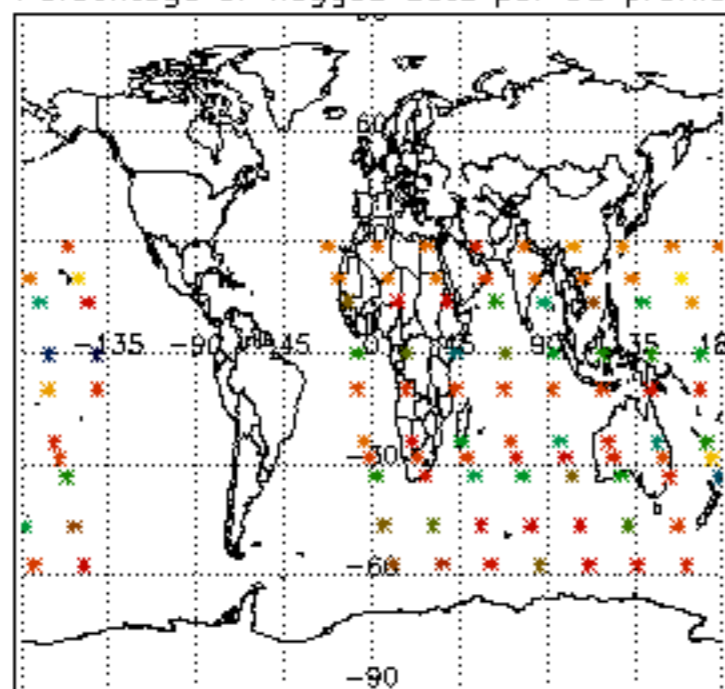
6. Auxiliary Data Files used for the production reported in section 2

The number reported in the third column indicates since which file (see list in section 2) the corresponding auxiliary file has been used. The fourth column is the date of those product files.

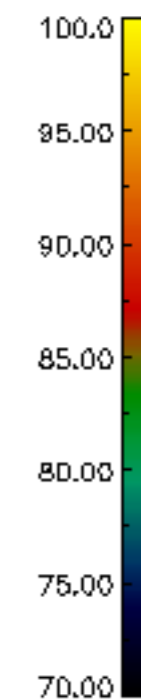
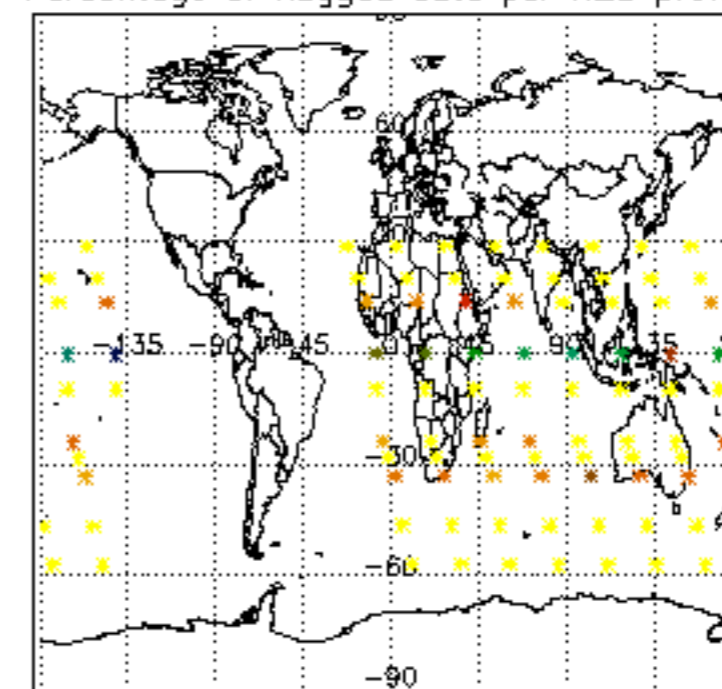
Type	Auxiliary Filename	Used since product	Used since product date
INST_PHYS_CHARACTERISTICS	GOM_INS_AXVIEC20091111_143220_20030716_120000_20500101_000000	1	20-FEB-2006 07:58:02
LEVEL-2_PROC_CONFIG	GOM_PR2_AXVIEC20091111_152718_20020301_000000_20500101_000000	1	20-FEB-2006 07:58:02
CROSS_SECTIONS_FILE	GOM_CRS_AXVIEC20091111_154832_20020301_000000_20500101_000000	1	20-FEB-2006 07:58:02



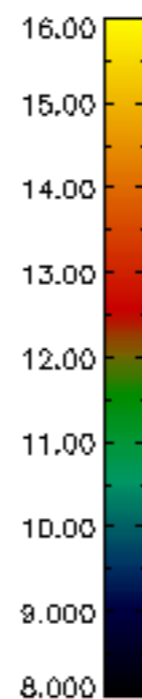
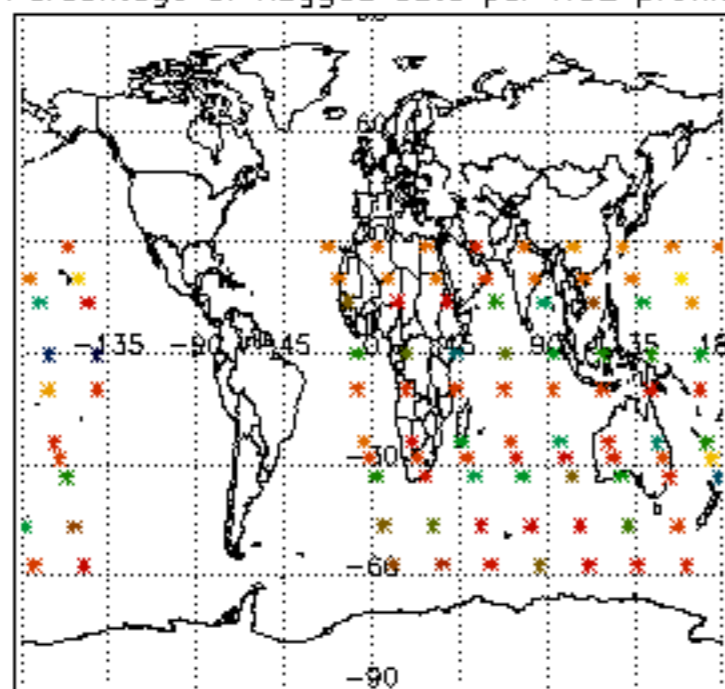
Percentage of flagged data per D3 profile



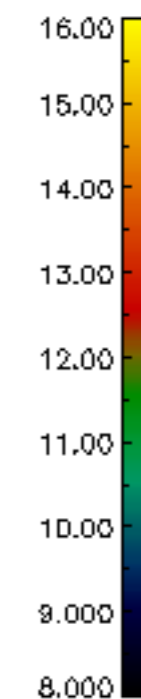
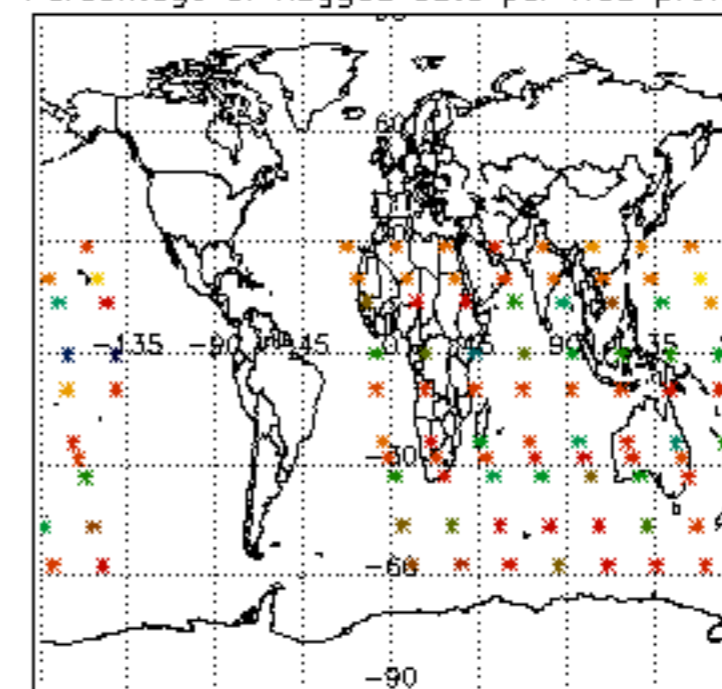
Percentage of flagged data per H2O profile

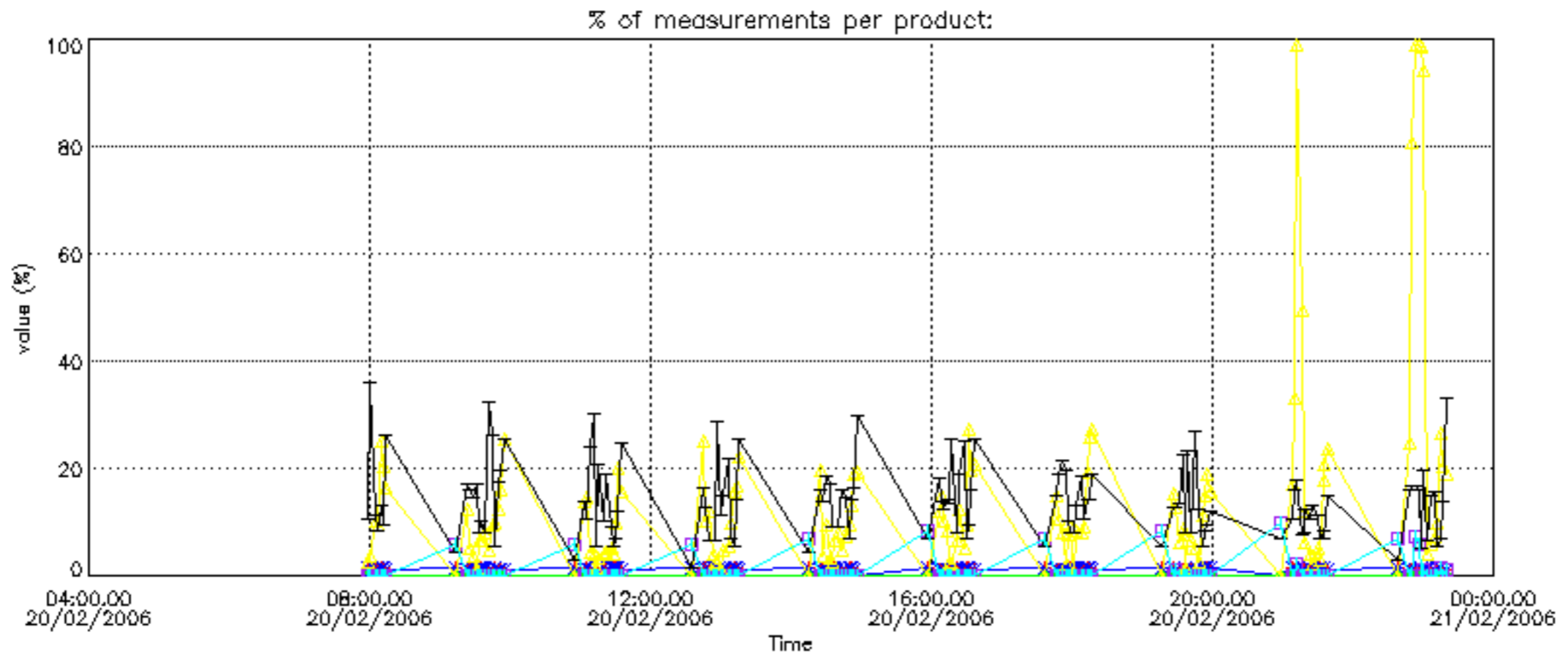


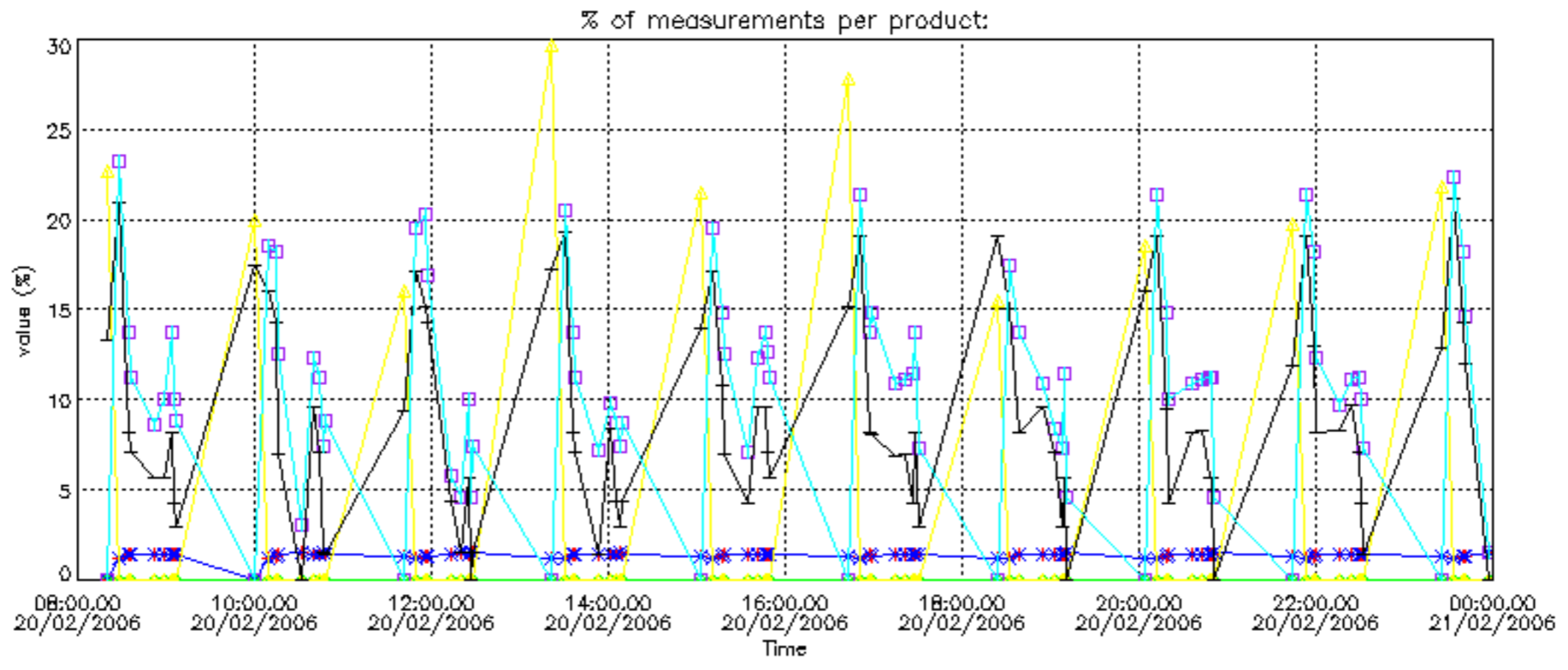
Percentage of flagged data per NO2 profile



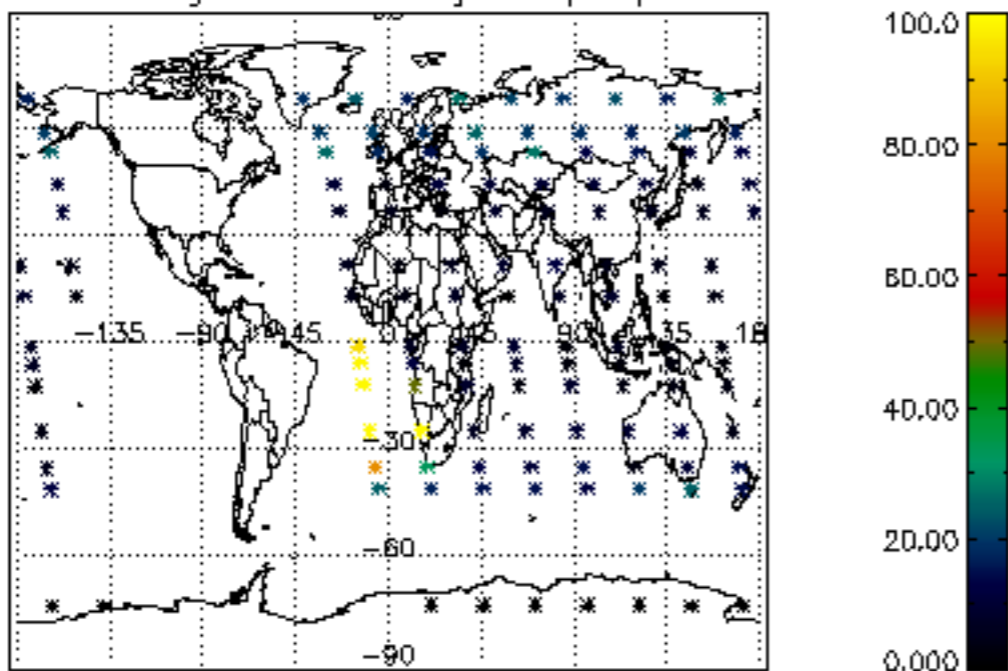
Percentage of flagged data per NO3 profile



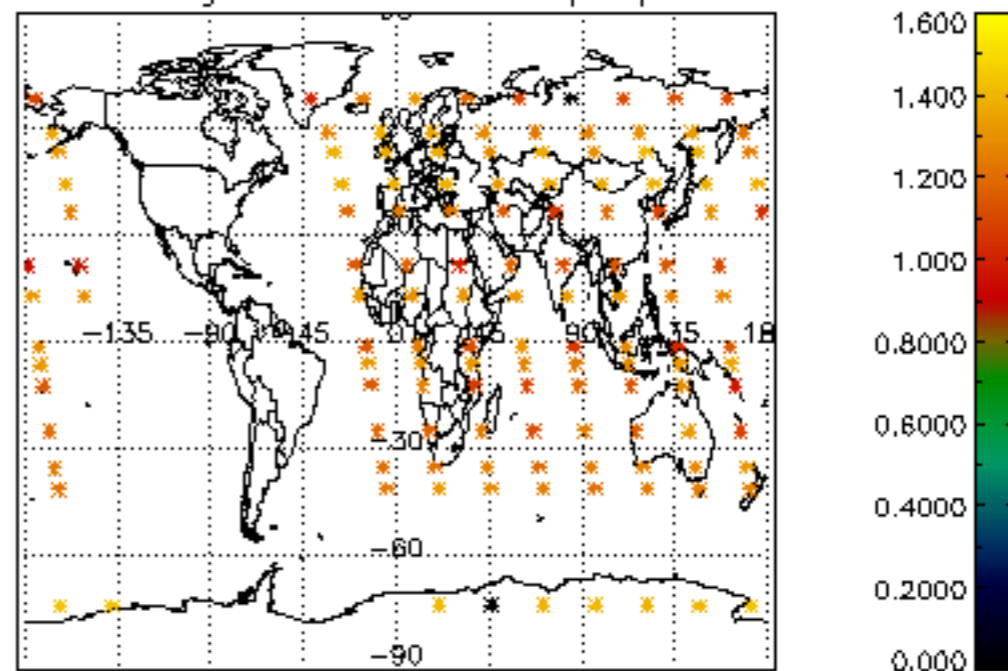




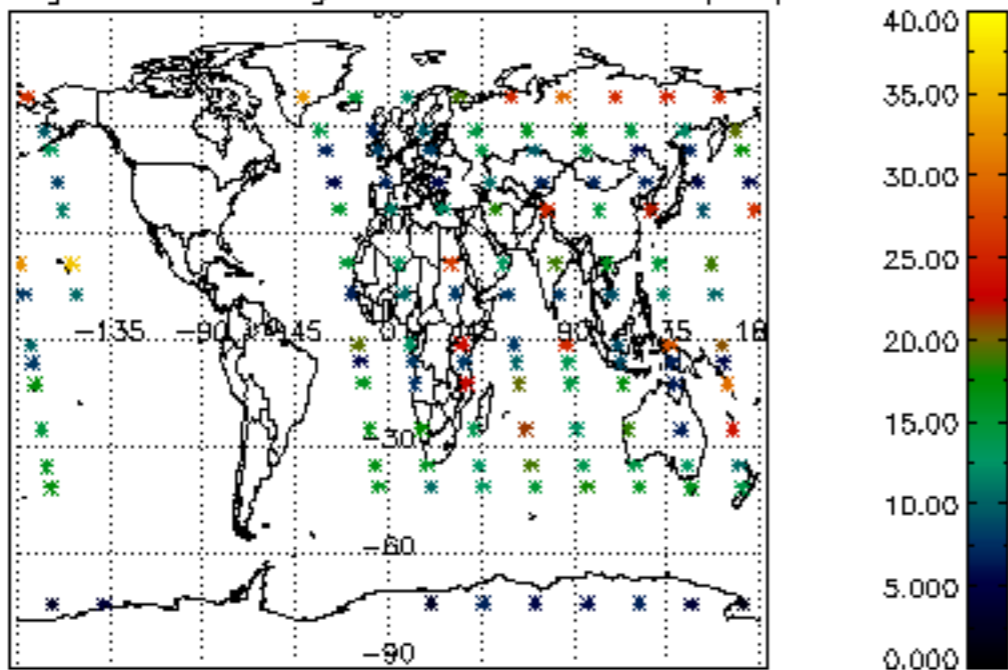
Percentage of cosmic ray hits per profile



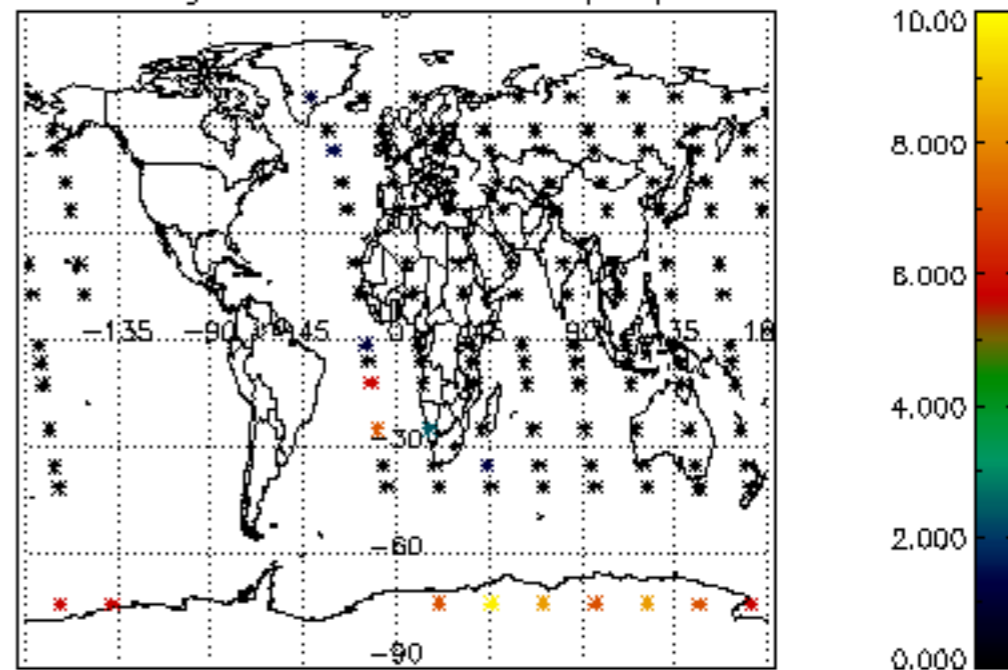
Percentage of datation errors per profile



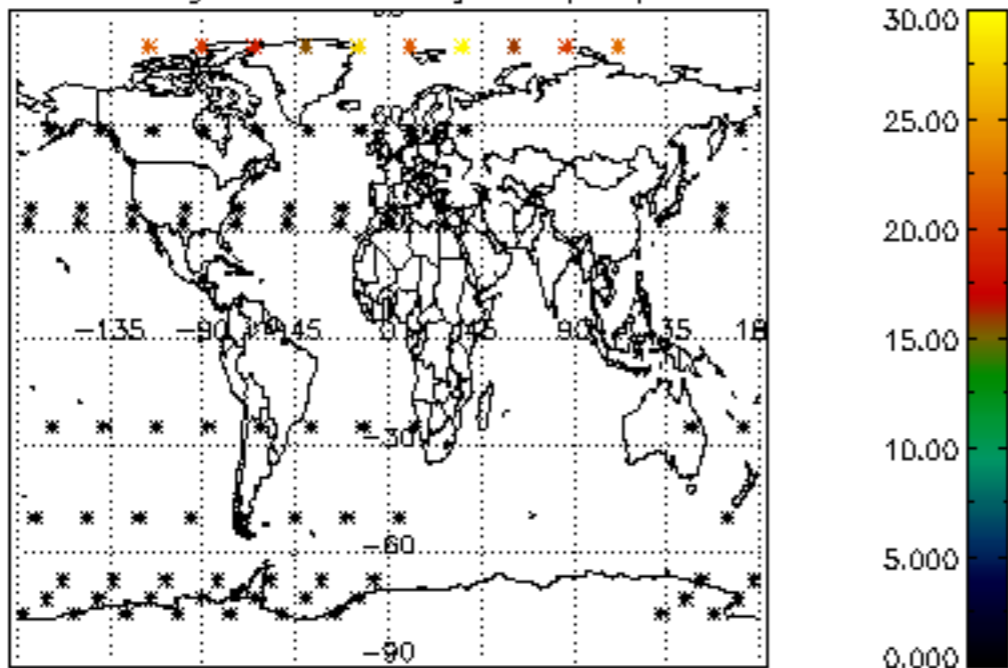
Percentage of star falling outside central band per profile



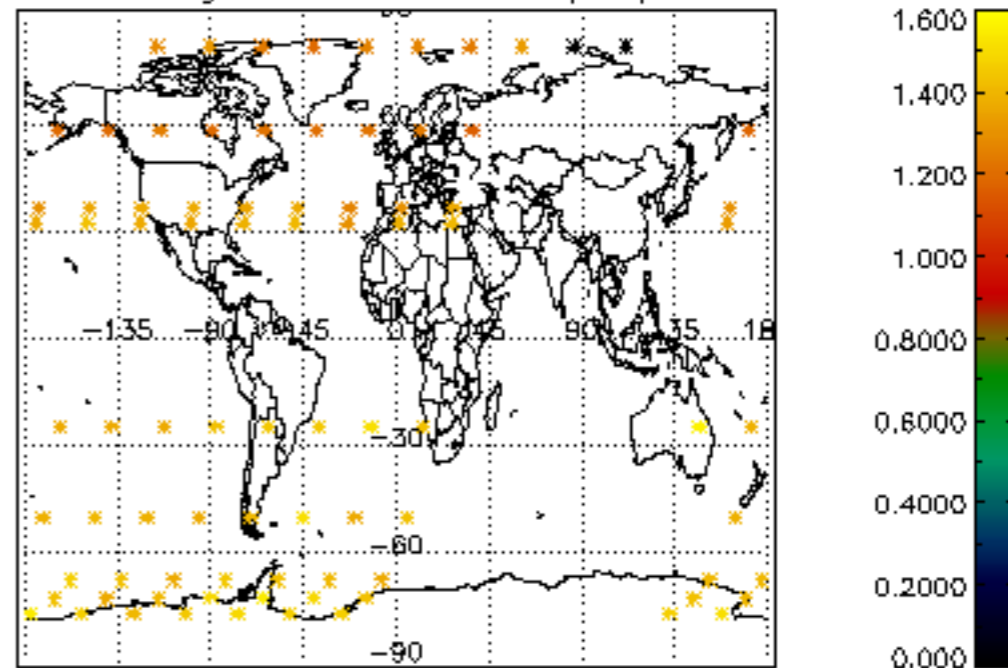
Percentage of saturation errors per profile



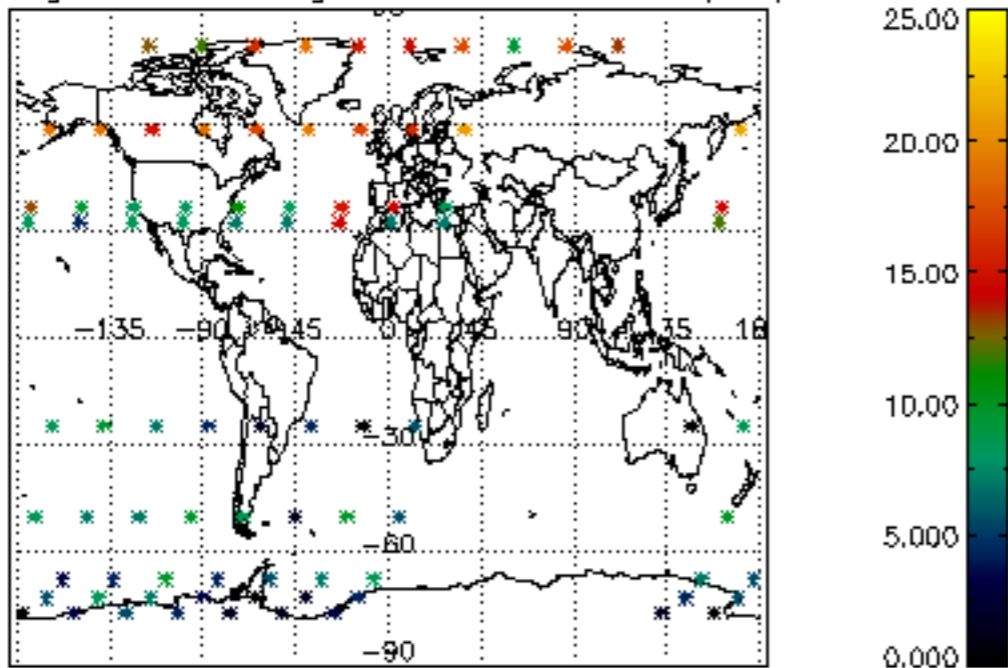
Percentage of cosmic ray hits per profile



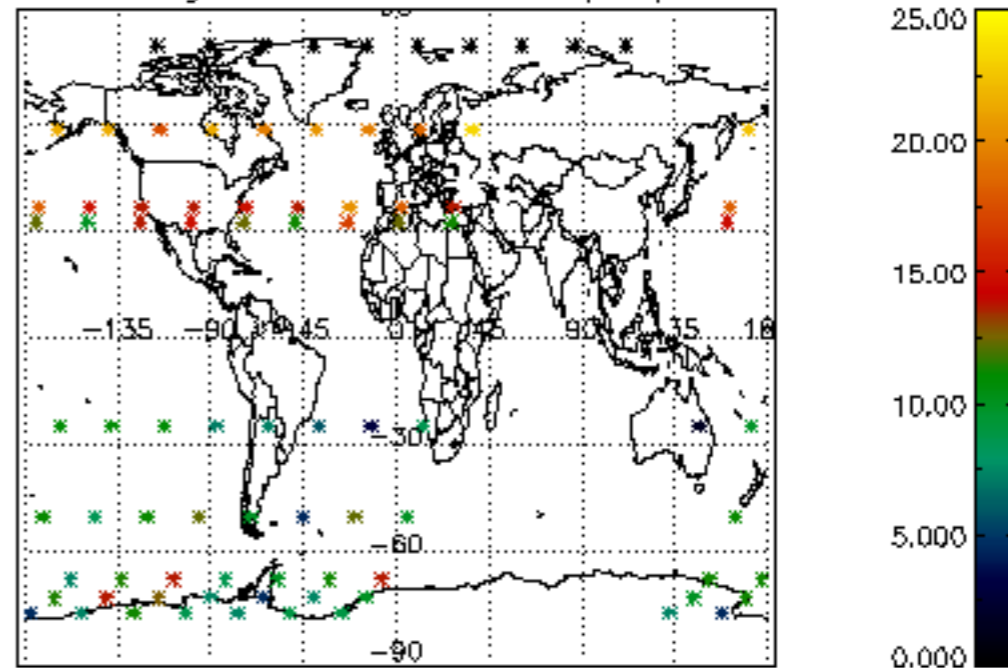
Percentage of datation errors per profile

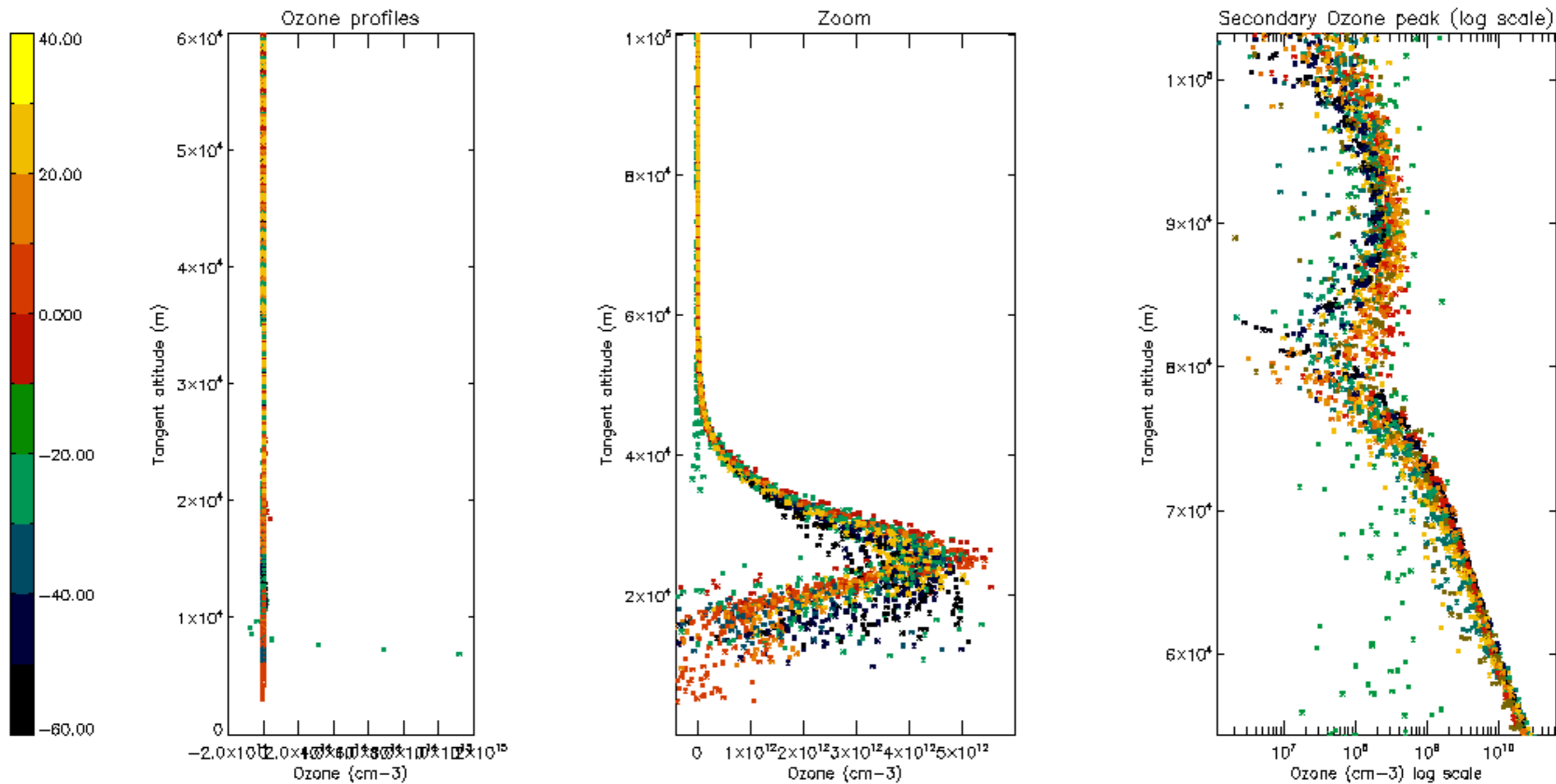


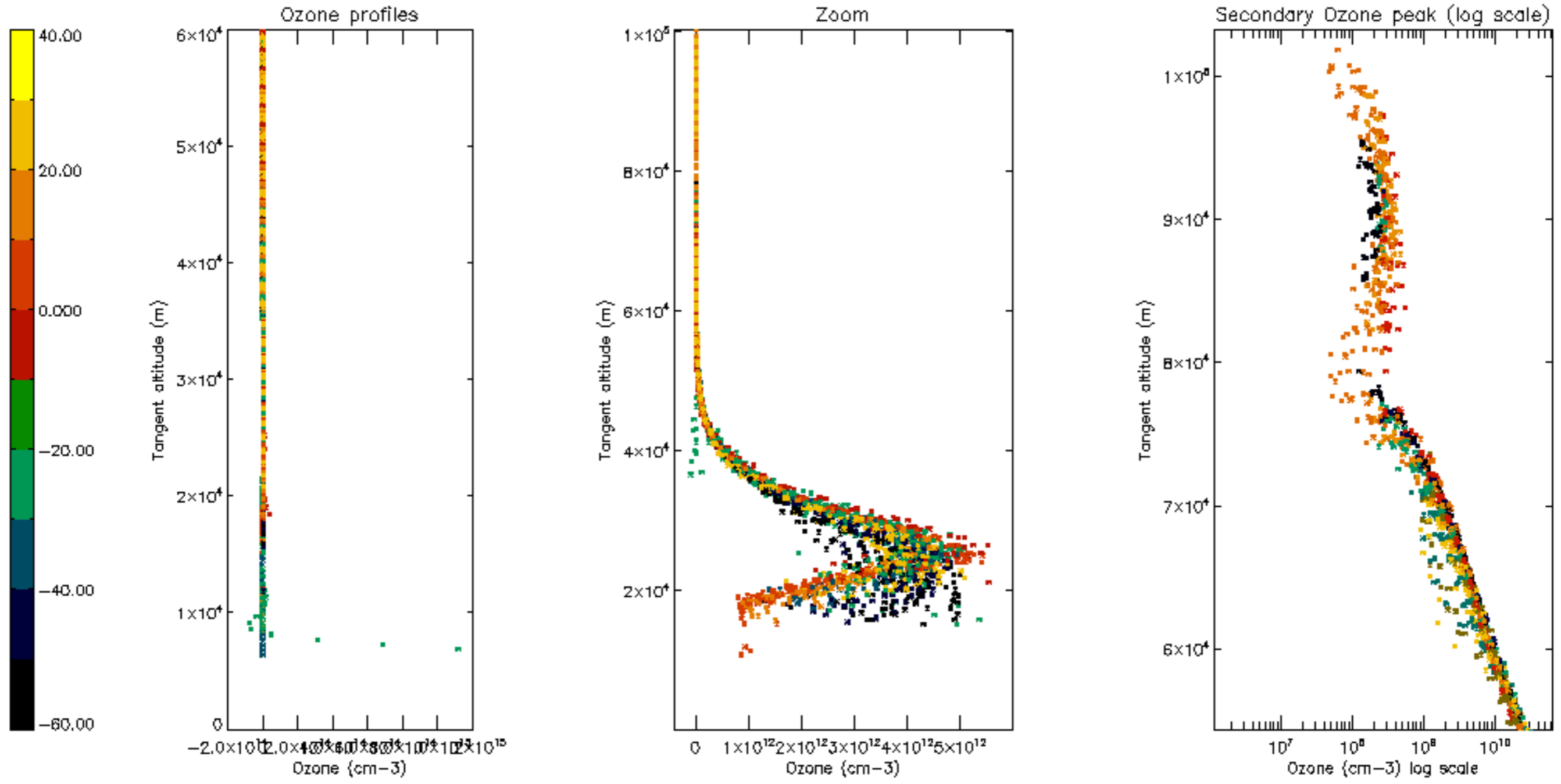
Percentage of star falling outside central band per profile

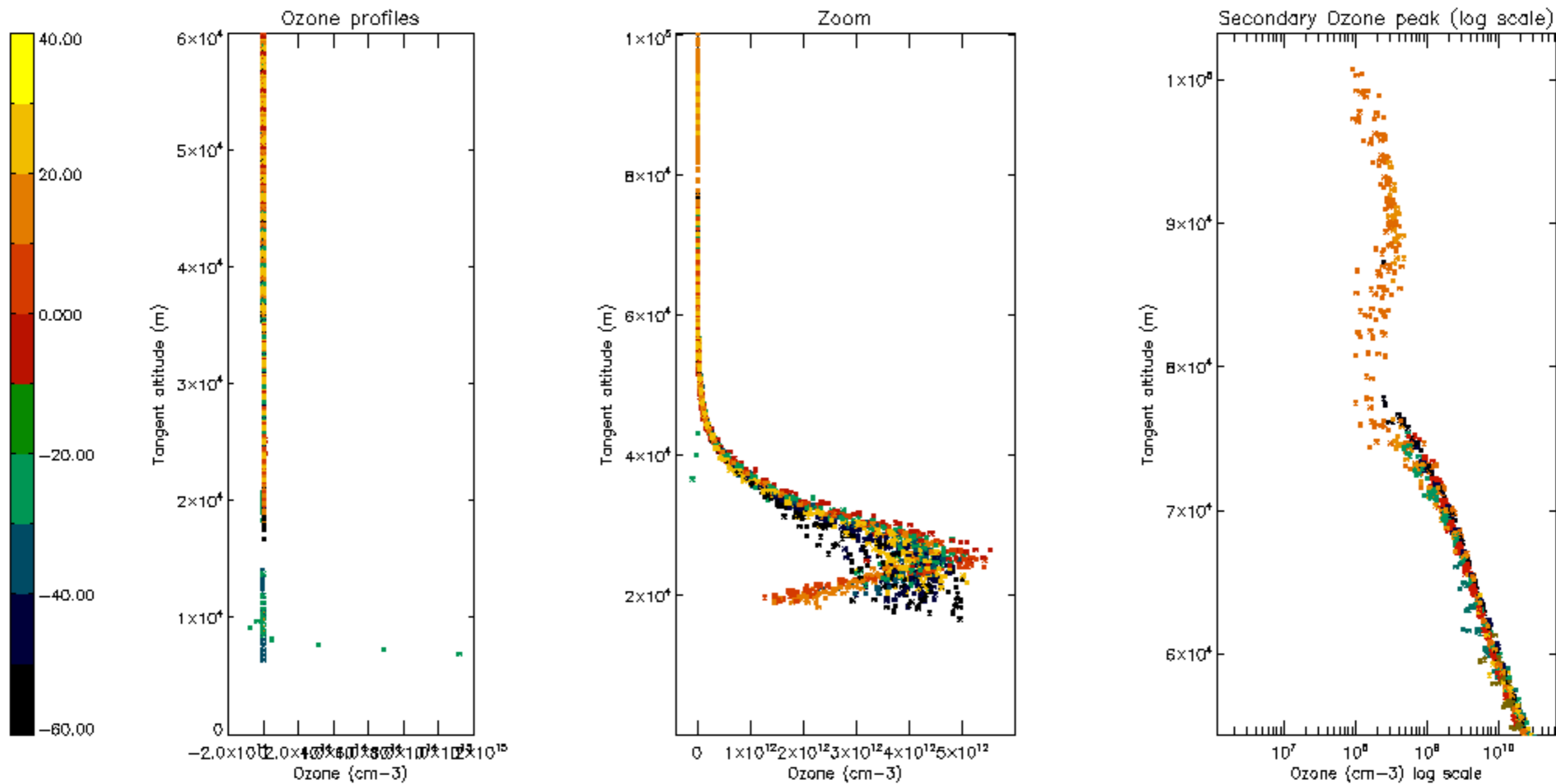


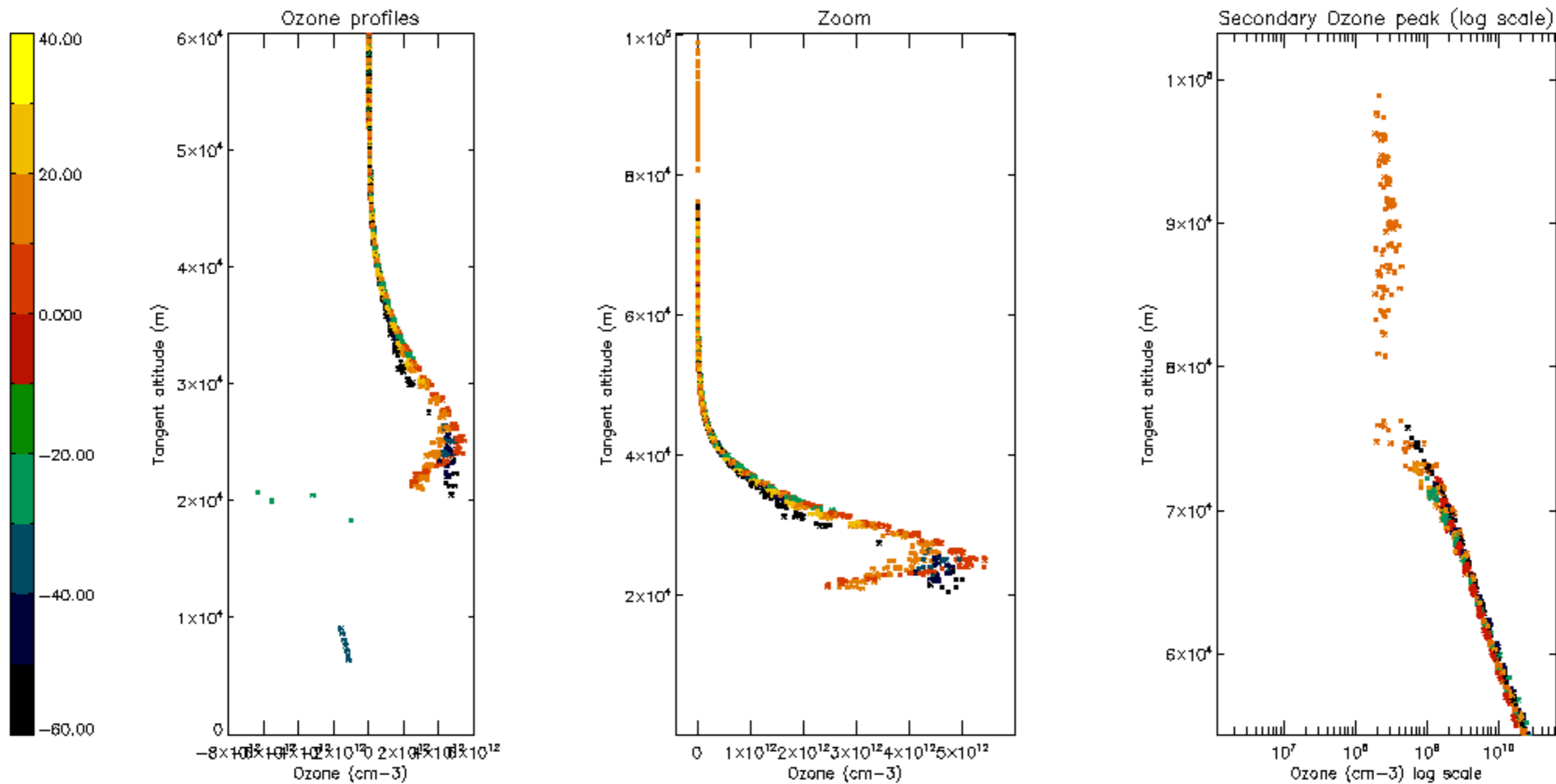
Percentage of saturation errors per profile

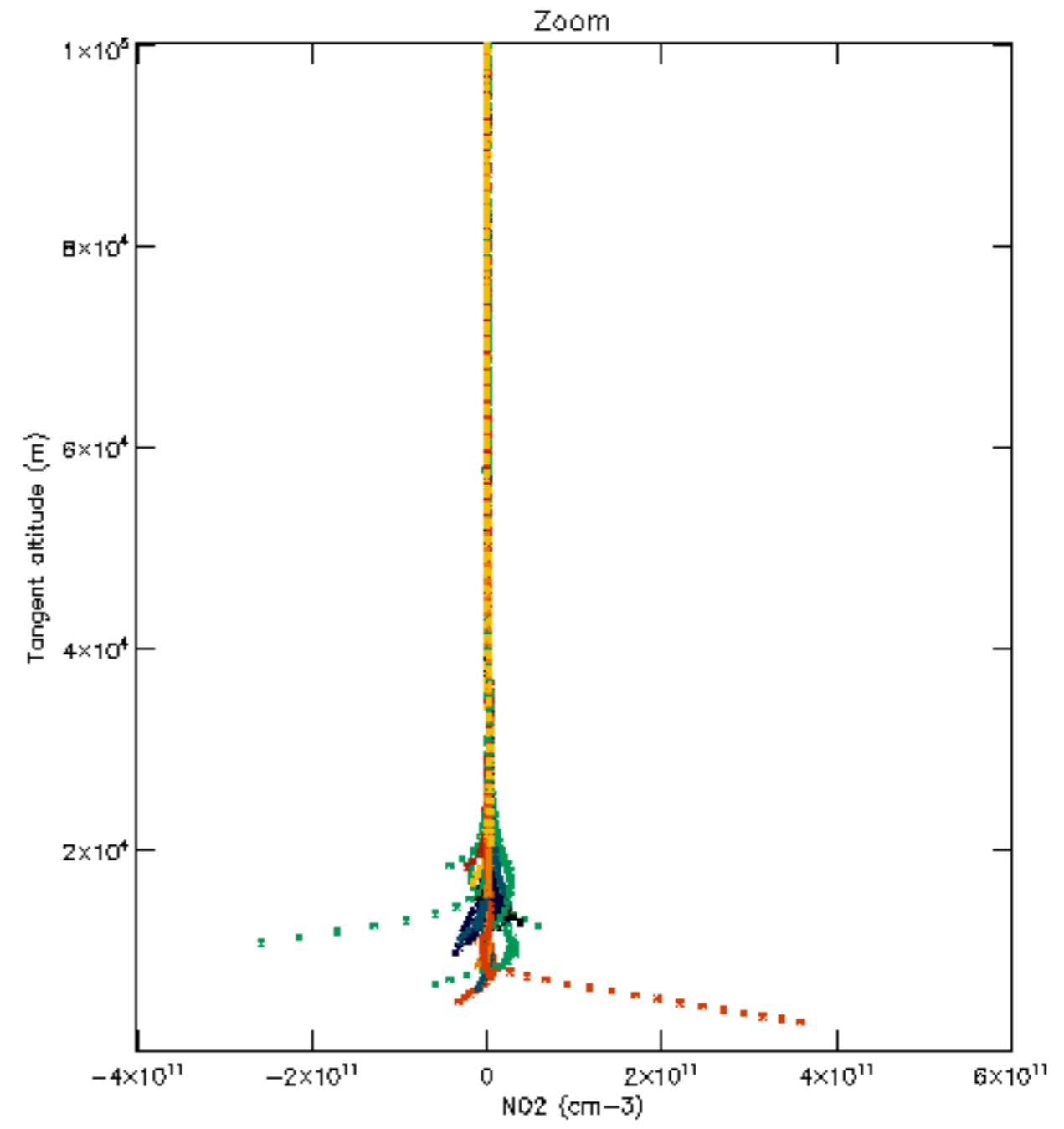
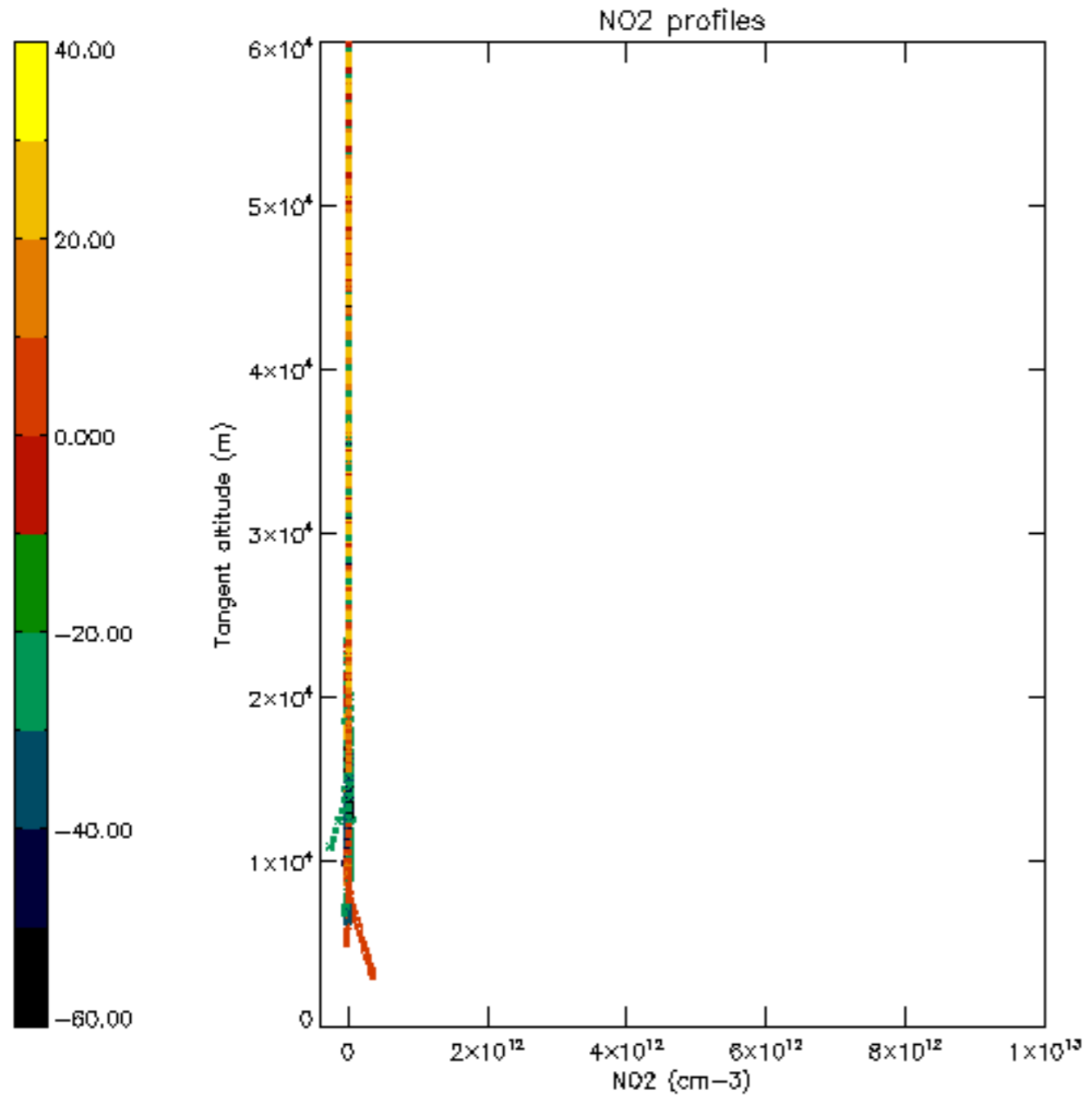


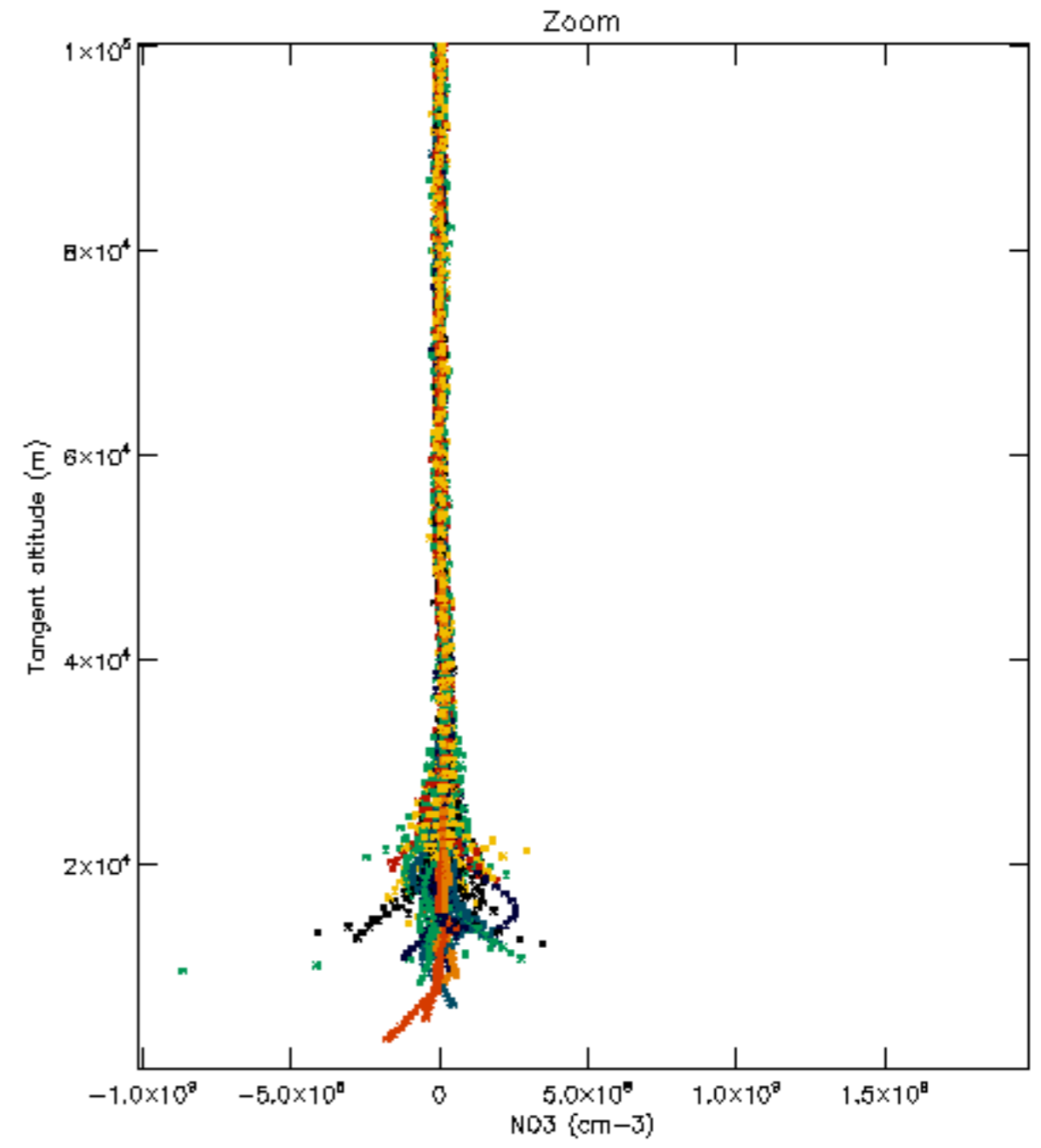
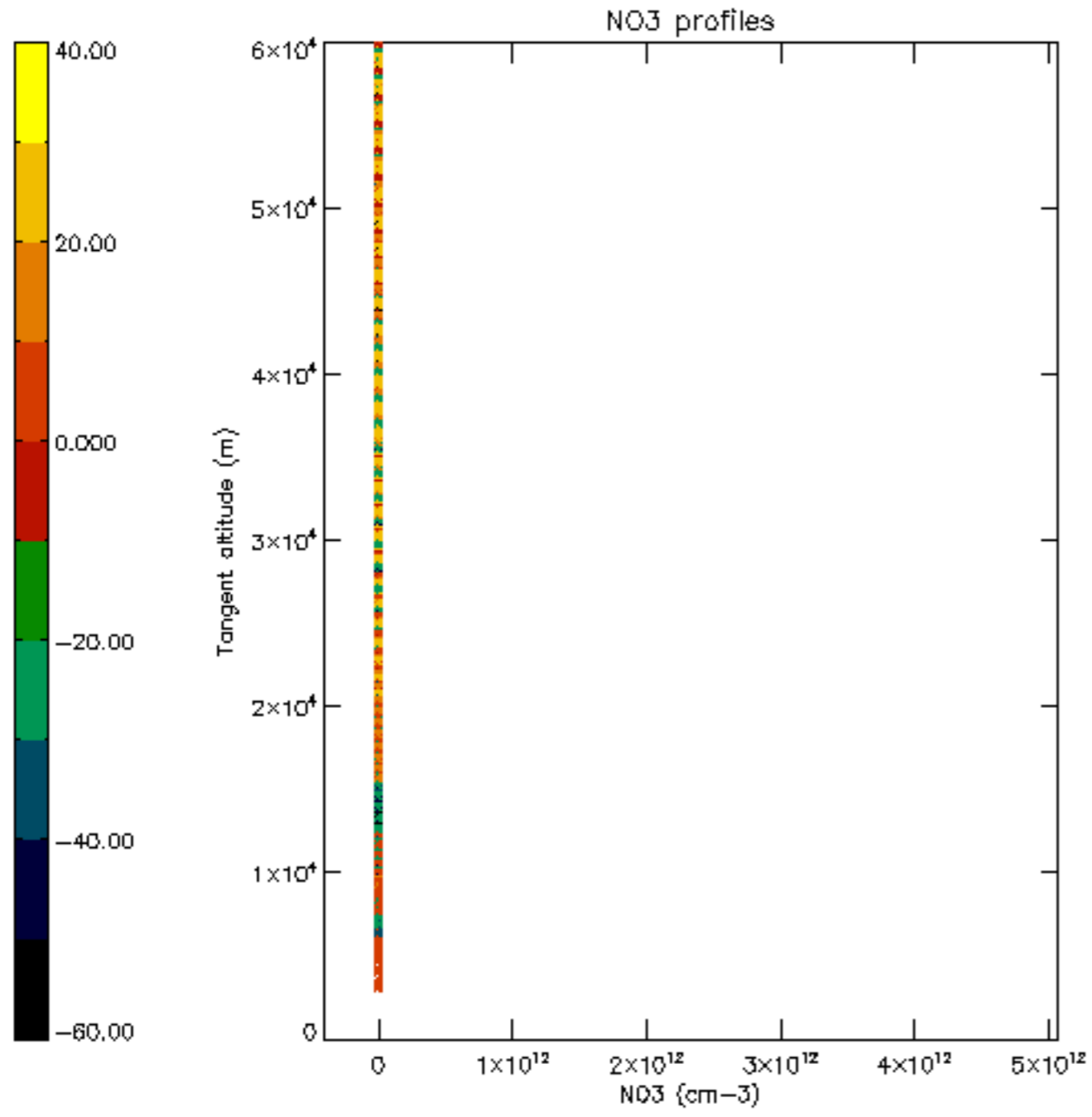


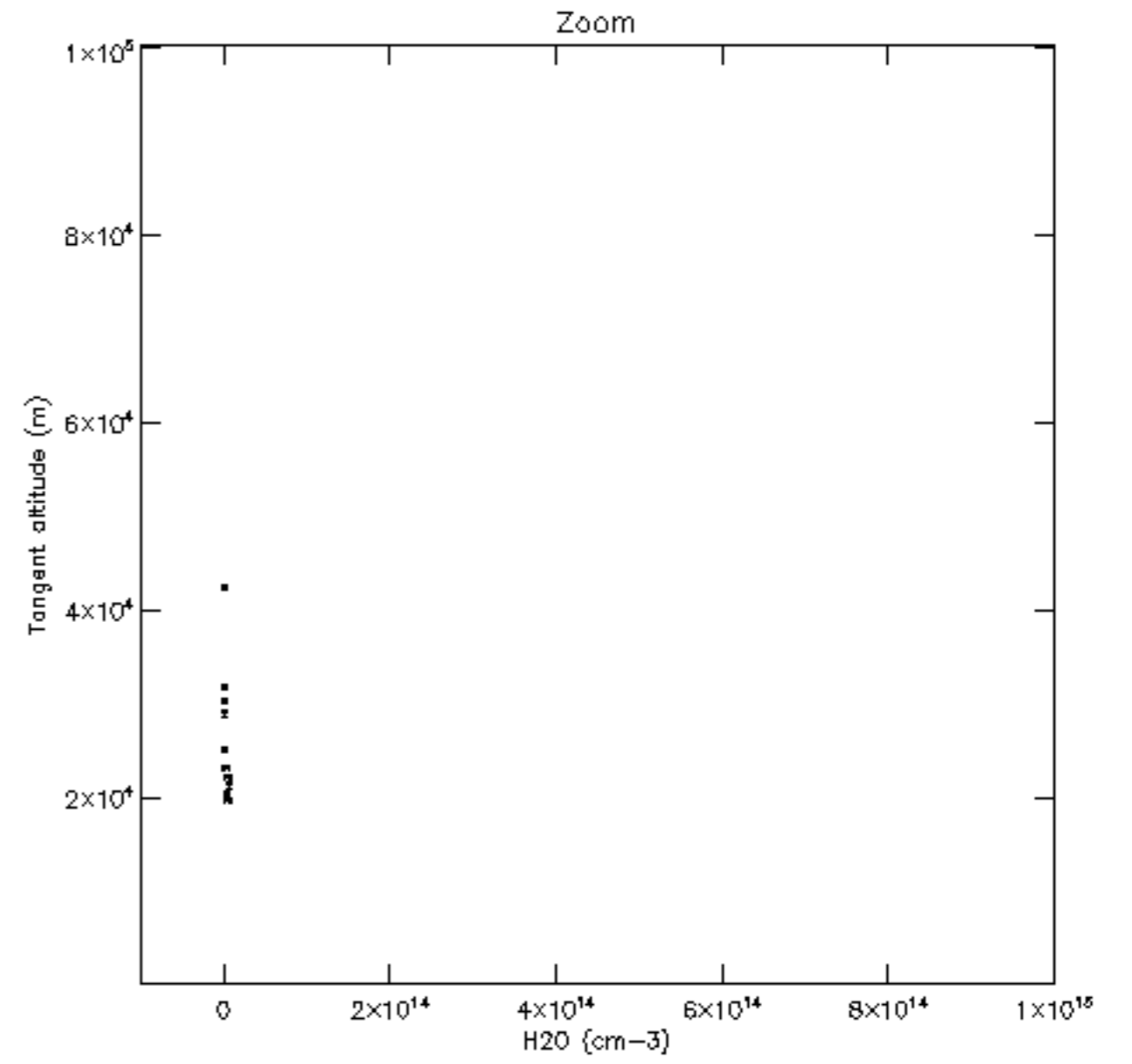
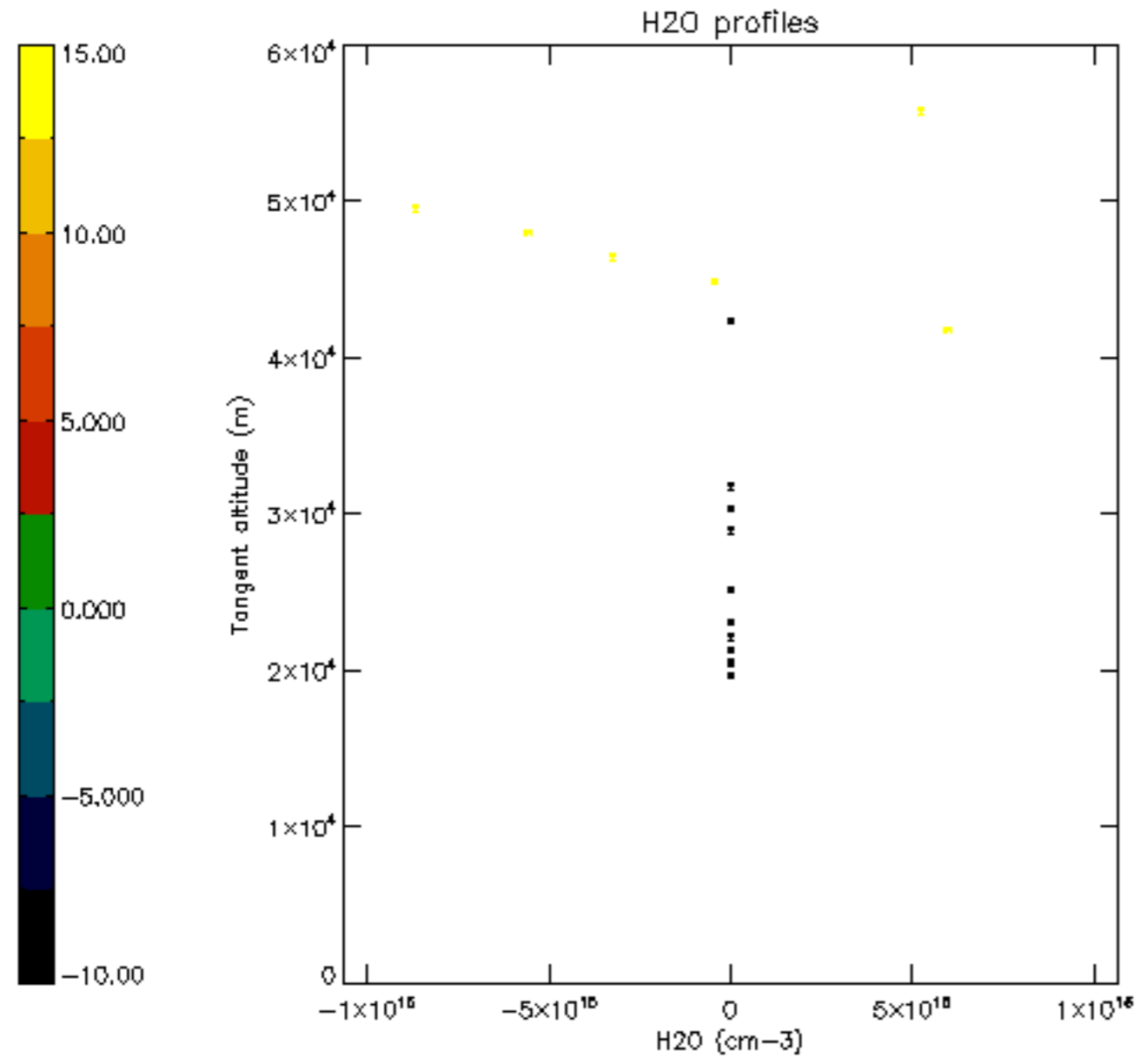


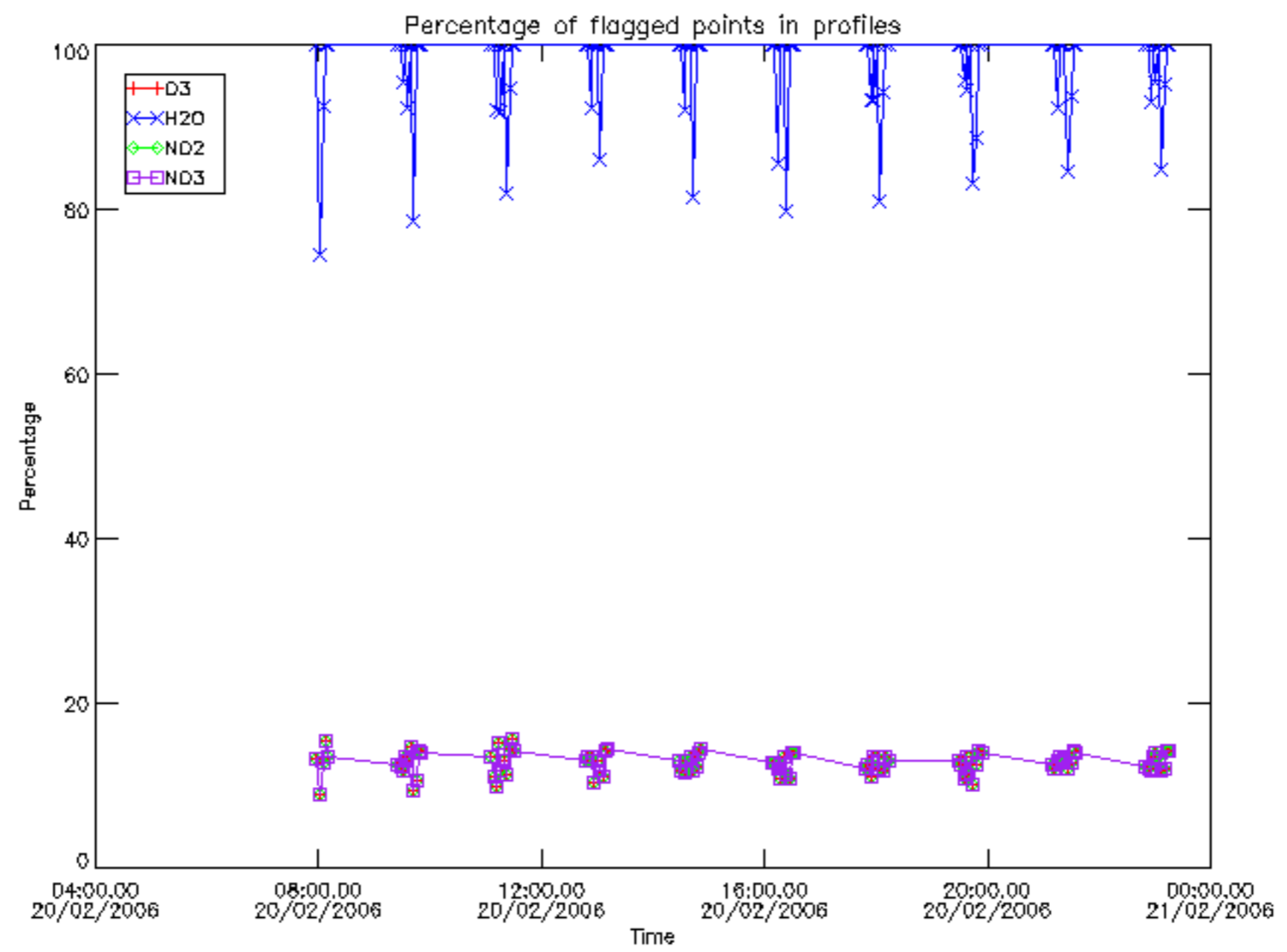




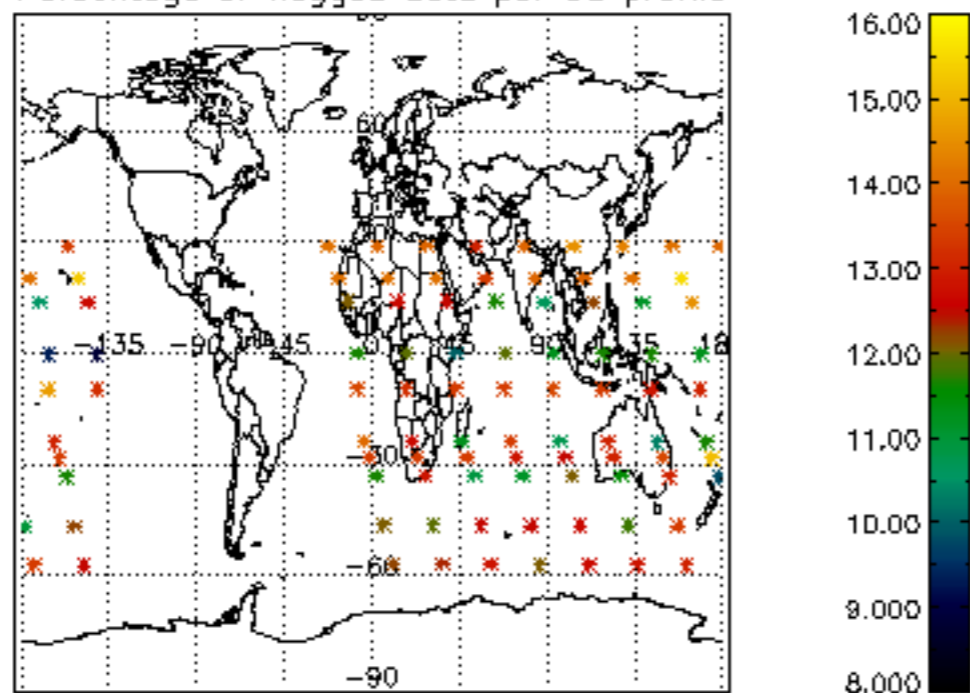




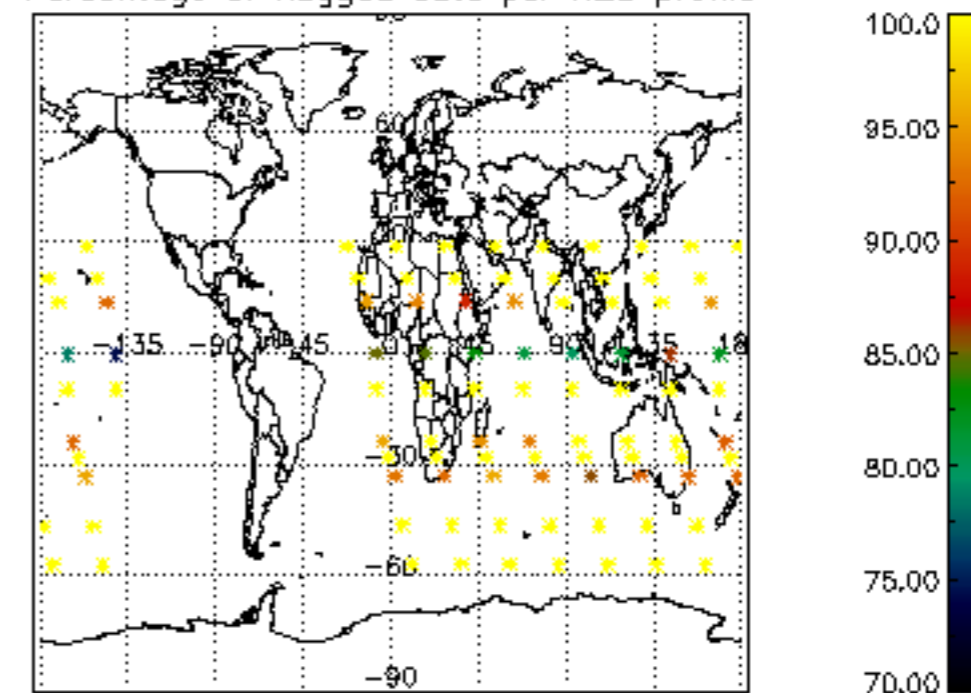




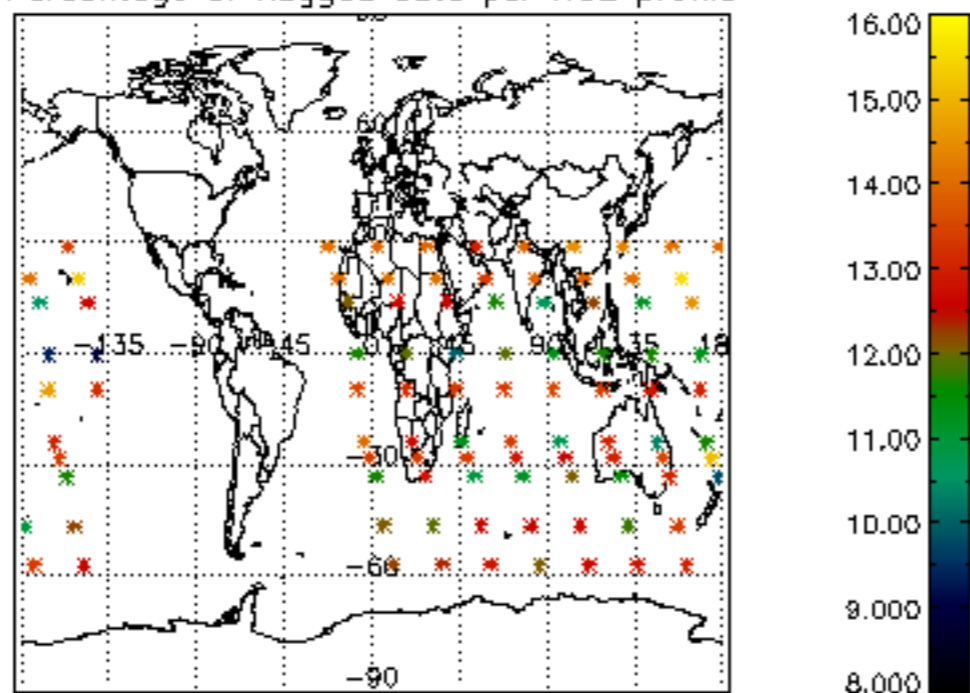
Percentage of flagged data per D3 profile



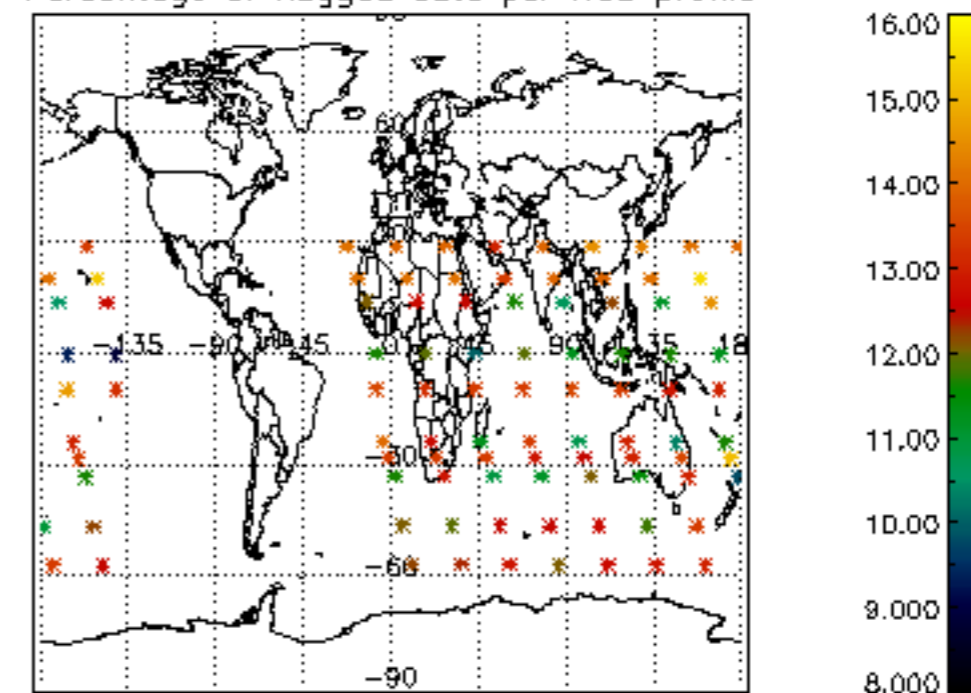
Percentage of flagged data per H2O profile

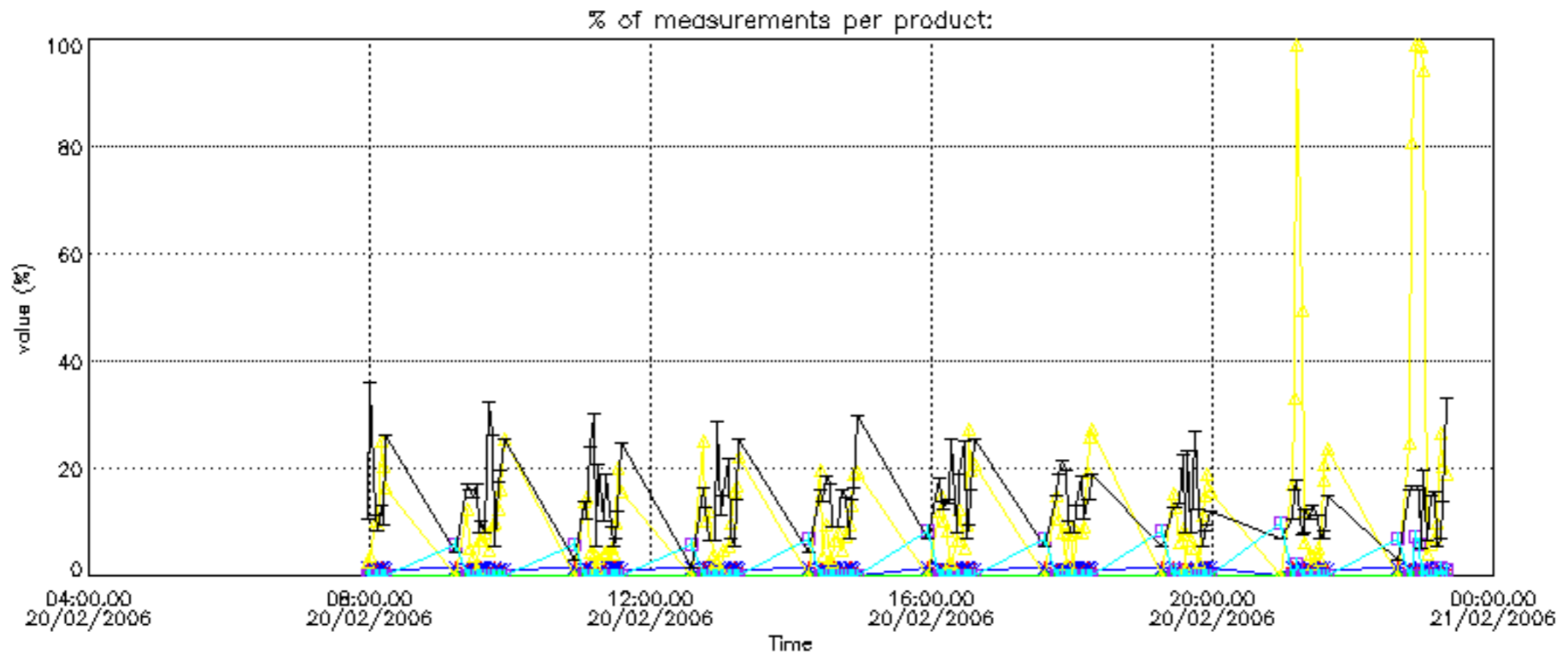


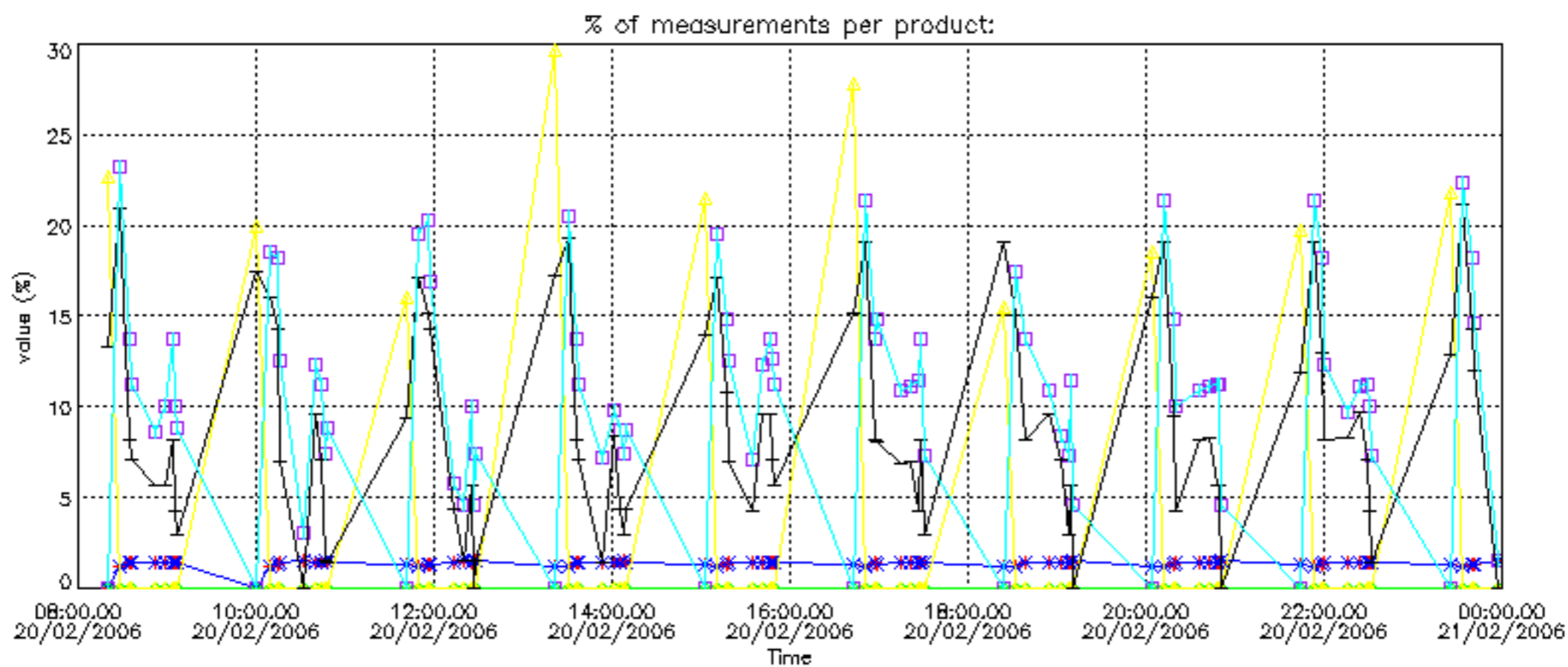
Percentage of flagged data per NO2 profile



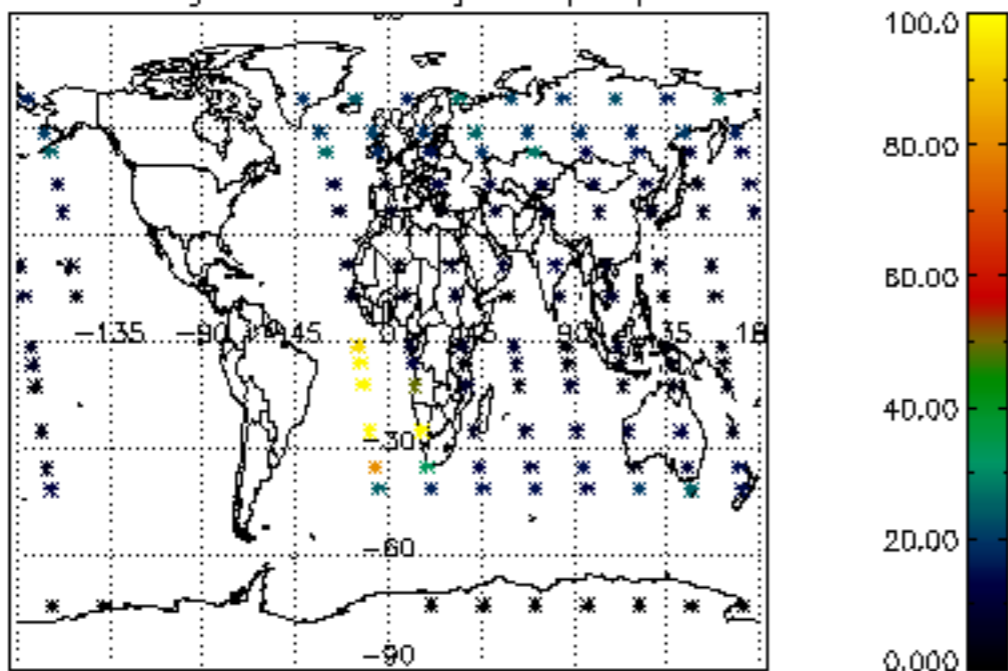
Percentage of flagged data per NO3 profile



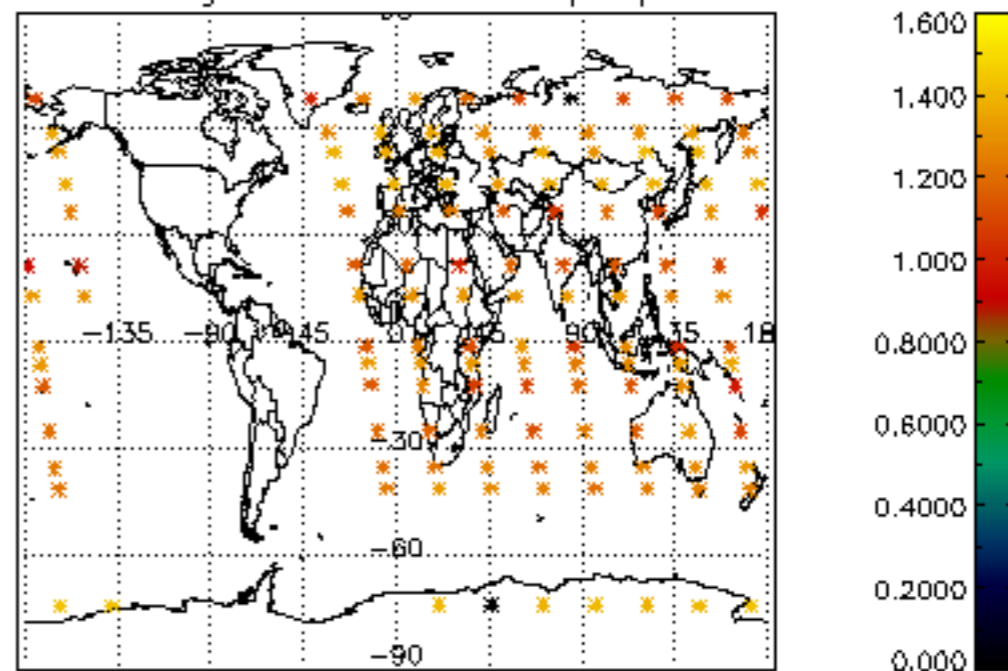




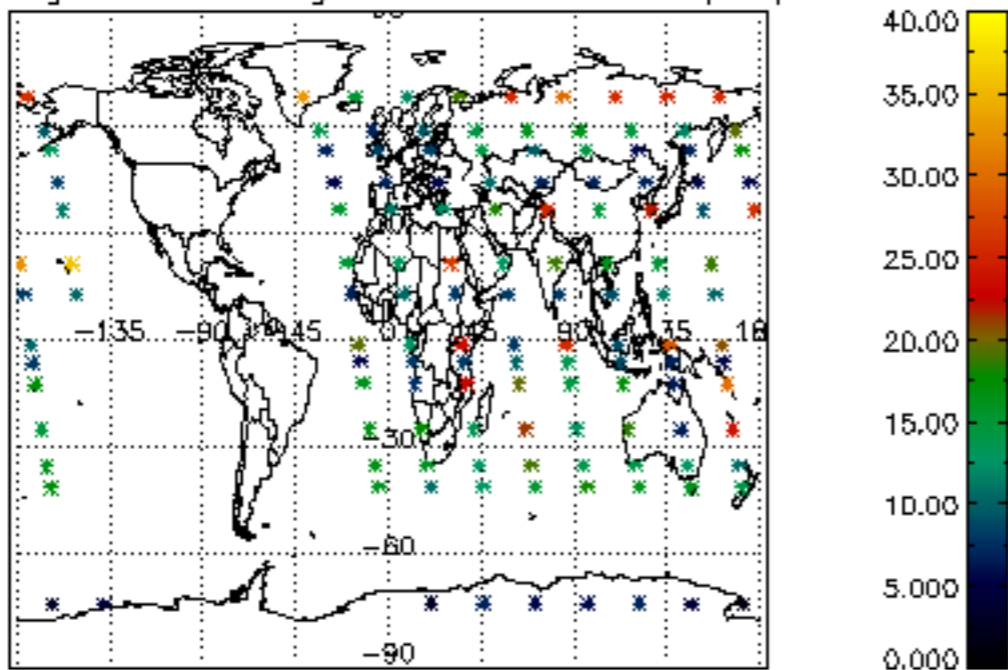
Percentage of cosmic ray hits per profile



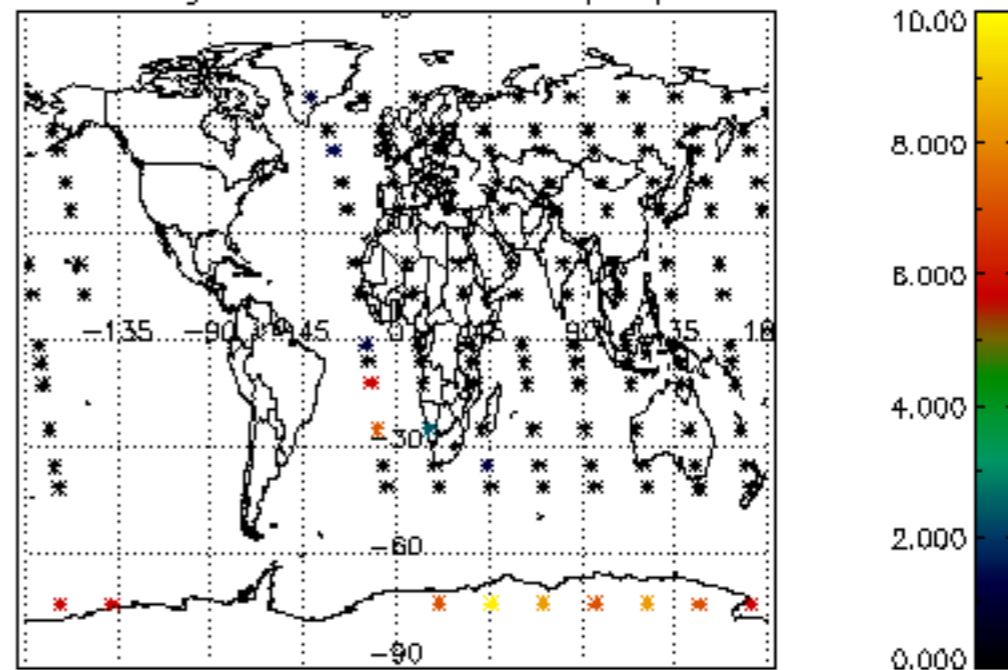
Percentage of datation errors per profile



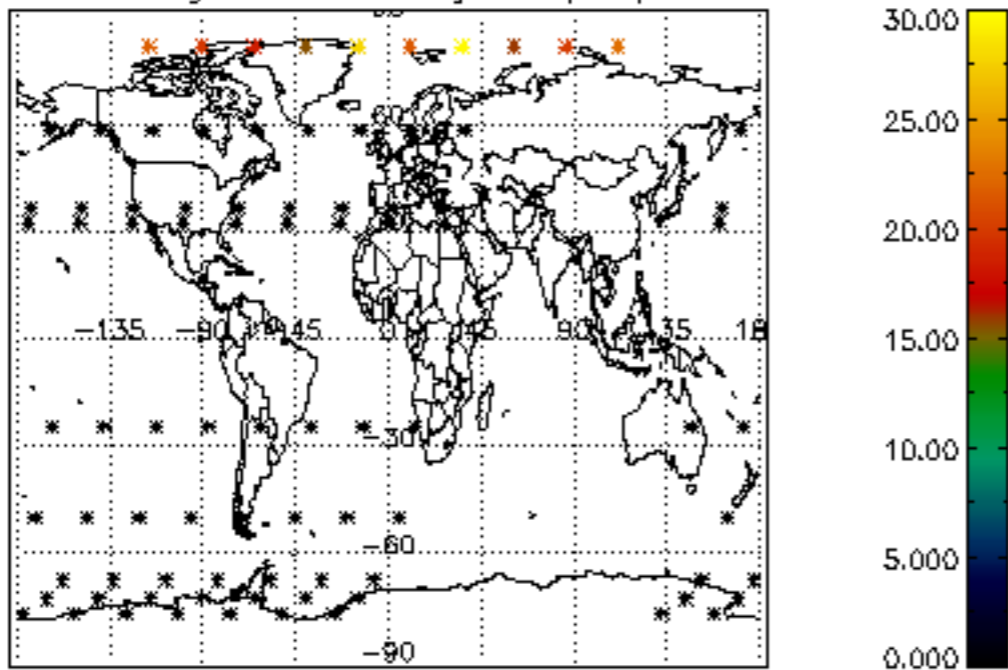
Percentage of star falling outside central band per profile



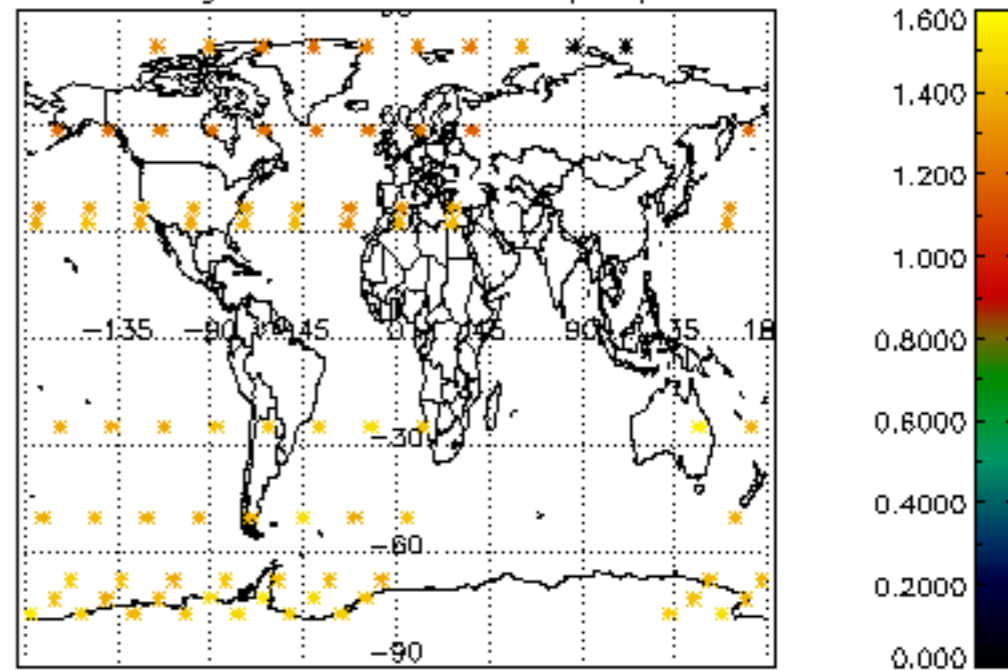
Percentage of saturation errors per profile



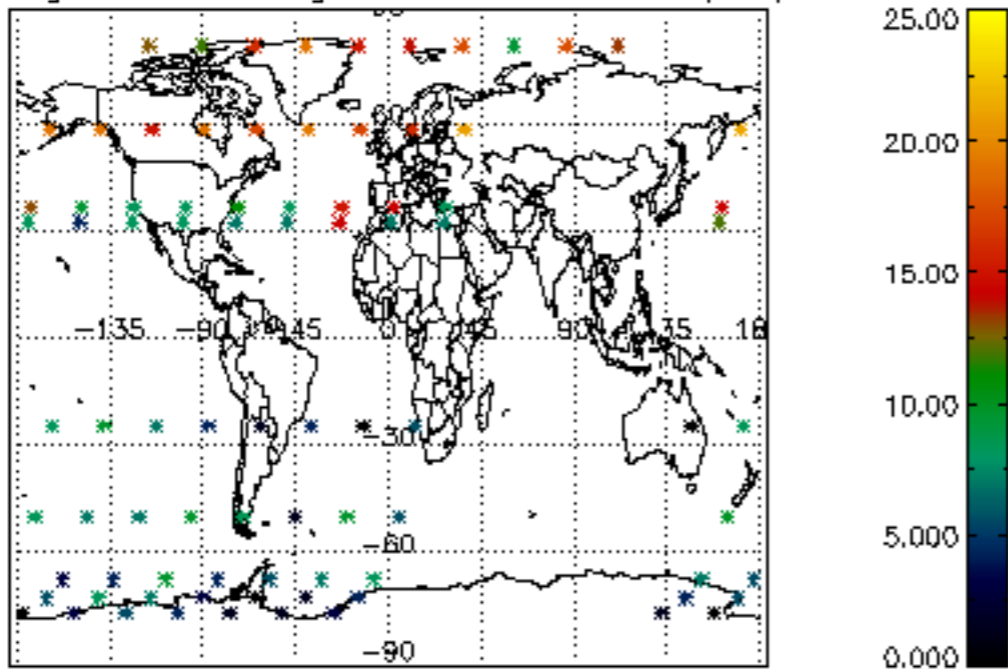
Percentage of cosmic ray hits per profile



Percentage of datation errors per profile



Percentage of star falling outside central band per profile



Percentage of saturation errors per profile

