

GOMOS Level 2 Daily Report

SUMMARY

[1. General Info](#)

[2. Summary of processed GOM_NL_2P products](#)

[3. Level 2 Quality information per product](#)

[3.1 Plot of level 2 quality information per product \(time dependant\)](#)

[3.2 Plot of level 2 quality information per product \(world map\)](#)

[4. Level 1 Quality information per product \(stored on level 2 products\)](#)

[4.1 Plot of level 1 quality information per product \(time dependant\)](#)

[4.1.1 Plot of level 1 quality information per product \(time dependant\): ASCENDING](#)

[4.1.2 Plot of level 1 quality information per product \(time dependant\): DESCENDING](#)

[4.2 Plot of level 1 quality information per product \(world map\)](#)

[4.2.1 Plot of level 1 quality information per product \(world map\): ASCENDING](#)

[4.2.2 Plot of level 1 quality information per product \(world map\): DESCENDING](#)

[5. Ozone profiles based on quality statistics and other trace gas profiles](#)

[5.1 Ozone statistics based on quality of products](#)

[5.2 Plot ozone profiles for all STD \(dark without errors\)](#)

[5.3 Plot ozone profiles where STD < 20% \(dark without errors\)](#)

[5.4. Plot ozone profiles where STD < 10% \(dark without errors\)](#)

[5.5. Plot ozone profiles where STD < 5% \(dark without errors\)](#)

[5.6 Plot NO2 profiles for all STD \(dark without errors\)](#)

[5.7 Plot NO3 profiles for all STD \(dark without errors\)](#)

[5.8 Plot H2O profiles \(only for occultations of stars 1,2,3,4,13,14,16,26,63 dark without errors\) for all STD](#)

[6. Auxiliary Data Files used for the production reported in section 2](#)

This report presents the daily analysis on parameters extracted from GOMOS level 2 data (GOM_NL__2P). It is intended to monitor some important parameters that will impact the quality of these products. A list of level 2 products (and content) that have arrived during the reporting day to the PCF is also given.

Item	Value
Time of report generation	22APR2013 15:55:03
Data source version	GOMOS/6.01
Start time of products	19-02-2006 (19FEB2006 00:00:00)
Stop time of products	20-02-2006 (20FEB2006 00:00:00)
Store outputs in DB	Yes
Nb of level 2 prods	221
Nb of prods with errors	0

2. Summary of processed GOM_NL__2P products.

Nr	Filename	UTC Start time	Limb	Duration	Star Id	Star Name	Star Mag	Star Temp	Nb Meas	Orbit	Prod. error
1	GOM_NL__2PRFIN20060219_000109_000000392045_00173_20768_8842.N1	19-FEB-2006 00:01:09	Dark	39.000	147	Alp Ara	2.8770	26000.	78	20768	No
2	GOM_NL__2PRFIN20060219_000233_000000402045_00173_20768_8843.N1	19-FEB-2006 00:02:33	Dark	40.000	141	Bet Ara	2.8400	4600.0	80	20768	No
3	GOM_NL__2PRFIN20060219_000630_000000402045_00174_20769_8822.N1	19-FEB-2006 00:06:30	Dark	40.000	134	Bet TrA	2.8100	6600.0	80	20769	No
4	GOM_NL__2PRFIN20060219_000851_000000552045_00174_20769_8823.N1	19-FEB-2006 00:08:51	Dark	55.000	4	Alp1Cen	-0.010000	5800.0	110	20769	No
5	GOM_NL__2PRFIN20060219_001308_000000402045_00174_20769_8824.N1	19-FEB-2006 00:13:08	Dark	40.000	12	Alp1Cru	0.77500	30000.	80	20769	No
6	GOM_NL__2PRFIN20060219_001518_000000362045_00174_20769_8825.N1	19-FEB-2006 00:15:18	Dark	35.500	29	Bet Car	1.6720	10200.	71	20769	No
7	GOM_NL__2PRFIN20060219_001759_000000422045_00174_20769_8826.N1	19-FEB-2006 00:17:59	Dark	41.500	71	lot Car	2.2460	7700.0	83	20769	No
8	GOM_NL__2PRFIN20060219_001935_000000412045_00174_20769_8827.N1	19-FEB-2006 00:19:35	Straylight	40.500	46	Del Vel	1.9540	10600.	81	20769	No
9	GOM_NL__2PRFIN20060219_002221_000000432045_00174_20769_8828.N1	19-FEB-2006 00:22:21	Straylight	43.000	65	Lam Vel	2.2040	4400.0	86	20769	No
10	GOM_NL__2PRFIN20060219_002819_000000402045_00174_20769_8829.N1	19-FEB-2006 00:28:19	Straylight	40.000	132	15Rho Pup	2.8030	6900.0	80	20769	No
11	GOM_NL__2PRFIN20060219_003647_000000422045_00174_20769_8830.N1	19-FEB-2006 00:36:47	Bright	42.000	8	10Alp CMi	0.40000	6500.0	84	20769	No
12	GOM_NL__2PRFIN20060219_004300_000000382045_00174_20769_8831.N1	19-FEB-2006 00:43:00	Bright	37.500	17	78Bet Gem	1.1610	4500.0	75	20769	No
13	GOM_NL__2PRFIN20060219_004410_000000382045_00174_20769_8832.N1	19-FEB-2006 00:44:10	Bright	37.500	24	66Alp Gem	1.5800	10200.	75	20769	No
14	GOM_NL__2PRFIN20060219_010018_000000352045_00174_20769_8833.N1	19-FEB-2006 01:00:18	Bright	35.000	49	1Alp UMi	1.9900	6300.0	70	20769	No
15	GOM_NL__2PRFIN20060219_010725_000000362045_00174_20769_8834.N1	19-FEB-2006 01:07:25	Bright	35.500	89	5Alp Cep	2.4510	8000.0	71	20769	No
16	GOM_NL__2PRFIN20060219_011232_000000332045_00174_20769_8835.N1	19-FEB-2006 01:12:32	Bright	33.000	19	50Alp Cyg	1.2460	10500.	66	20769	No
17	GOM_NL__2PRFIN20060219_011407_000000332045_00174_20769_8836.N1	19-FEB-2006 01:14:07	Bright	33.000	66	37Gam Cyg	2.2080	5900.0	66	20769	No
18	GOM_NL__2PRFIN20060219_012222_000000342045_00174_20769_8837.N1	19-FEB-2006 01:22:22	Bright	34.000	168	17Zet Aql	2.9860	11000.	68	20769	No
19	GOM_NL__2PRFIN20060219_013339_000000392045_00174_20769_8838.N1	19-FEB-2006 01:33:39	Dark	39.000	57	34Sig Sgr	2.0660	26000.	78	20769	No
20	GOM_NL__2PRFIN20060219_013630_000000412045_00174_20769_8839.N1	19-FEB-2006 01:36:30	Dark	40.500	38	20Eps Sgr	1.8360	11000.	81	20769	No
21	GOM_NL__2PRFIN20060219_014002_000000512045_00174_20769_8840.N1	19-FEB-2006 01:40:02	Dark	51.000	40	The Sco	1.8590	7100.0	102	20769	No
22	GOM_NL__2PRFIN20060219_014145_000000402045_00174_20769_8841.N1	19-FEB-2006 01:41:45	Dark	40.000	147	Alp Ara	2.8770	26000.	80	20769	No
23	GOM_NL__2PRFIN20060219_014309_000000422045_00174_20769_8842.N1	19-FEB-2006 01:43:09	Dark	42.000	141	Bet Ara	2.8400	4600.0	84	20769	No
24	GOM_NL__2PRFIN20060219_014707_000000412045_00175_20770_8822.N1	19-FEB-2006 01:47:07	Dark	41.000	134	Bet TrA	2.8100	6600.0	82	20770	No
25	GOM_NL__2PRFIN20060219_014928_000000462045_00175_20770_8823.N1	19-FEB-2006 01:49:28	Dark	46.000	4	Alp1Cen	-0.010000	5800.0	92	20770	No
26	GOM_NL__2PRFIN20060219_015345_000000472045_00175_20770_8824.N1	19-FEB-2006 01:53:45	Dark	47.000	12	Alp1Cru	0.77500	30000.	94	20770	No
27	GOM_NL__2PRFIN20060219_015554_000000432045_00175_20770_8825.N1	19-FEB-2006 01:55:54	Dark	42.500	29	Bet Car	1.6720	10200.	85	20770	No
28	GOM_NL__2PRFIN20060219_015835_000000402045_00175_20770_8826.N1	19-FEB-2006 01:58:35	Dark	40.000	71	lot Car	2.2460	7700.0	80	20770	No
29	GOM_NL__2PRFIN20060219_020011_000000362045_00175_20770_8827.N1	19-FEB-2006 02:00:11	Straylight	36.000	46	Del Vel	1.9540	10600.	72	20770	No
30	GOM_NL__2PRFIN20060219_020257_000000452045_00175_20770_8828.N1	19-FEB-2006 02:02:57	Straylight	45.000	65	Lam Vel	2.2040	4400.0	90	20770	No
31	GOM_NL__2PRFIN20060219_020855_000000412045_00175_20770_8829.N1	19-FEB-2006 02:08:55	Straylight	40.500	132	15Rho Pup	2.8030	6900.0	81	20770	No
32	GOM_NL__2PRFIN20060219_021724_000000402045_00175_20770_8830.N1	19-FEB-2006 02:17:24	Bright	39.500	8	10Alp CMi	0.40000	6500.0	79	20770	No
33	GOM_NL__2PRFIN20060219_022336_000000392045_00175_20770_8831.N1	19-FEB-2006 02:23:36	Bright	39.000	17	78Bet Gem	1.1610	4500.0	78	20770	No
34	GOM_NL__2PRFIN20060219_022446_000000362045_00175_20770_8832.N1	19-FEB-2006 02:24:46	Bright	35.500	24	66Alp Gem	1.5800	10200.	71	20770	No
35	GOM_NL__2PRFIN20060219_024054_000000362045_00175_20770_8833.N1	19-FEB-2006 02:40:54	Bright	36.000	49	1Alp UMi	1.9900	6300.0	72	20770	No
36	GOM_NL__2PRFIN20060219_024801_000000352045_00175_20770_8834.N1	19-FEB-2006 02:48:01	Bright	34.500	89	5Alp Cep	2.4510	8000.0	69	20770	No
37	GOM_NL__2PRFIN20060219_025308_000000342045_00175_20770_8835.N1	19-FEB-2006 02:53:08	Bright	33.500	19	50Alp Cyg	1.2460	10500.	67	20770	No
38	GOM_NL__2PRFIN20060219_025444_000000332045_00175_20770_8836.N1	19-FEB-2006 02:54:44	Bright	33.000	66	37Gam Cyg	2.2080	5900.0	66	20770	No
39	GOM_NL__2PRFIN20060219_030259_000000352045_00175_20770_8837.N1	19-FEB-2006 03:02:59	Bright	35.000	168	17Zet Aql	2.9860	11000.	70	20770	No
40	GOM_NL__2PRFIN20060219_031234_000000392045_00175_20770_8838.N1	19-FEB-2006 03:12:34	Twilight	39.000	155	41Pi Sgr	2.9000	6600.0	78	20770	No
41	GOM_NL__2PRFIN20060219_031416_000000402045_00175_20770_8839.N1	19-FEB-2006 03:14:16	Dark	40.000	57	34Sig Sgr	2.0660	26000.	80	20770	No
42	GOM_NL__2PRFIN20060219_031707_000000392045_00175_20770_8840.N1	19-FEB-2006 03:17:07	Dark	38.500	38	20Eps Sgr	1.8360	11000.	77	20770	No

43	GOM_NL__2PRFIN20060219_032039_000000442045_00175_20770_8841.N1	19-FEB-2006 03:20:39	Dark	43.500	40	The Sco	1.8590	7100.0	87	20770	No
44	GOM_NL__2PRFIN20060219_032222_000000382045_00175_20770_8842.N1	19-FEB-2006 03:22:22	Dark	38.000	147	Alp Ara	2.8770	26000.	76	20770	No
45	GOM_NL__2PRFIN20060219_032346_000000452045_00175_20770_8843.N1	19-FEB-2006 03:23:46	Dark	45.000	141	Bet Ara	2.8400	4600.0	90	20770	No
46	GOM_NL__2PRFIN20060219_032743_000000392045_00176_20771_8822.N1	19-FEB-2006 03:27:43	Dark	39.000	134	Bet TrA	2.8100	6600.0	78	20771	No
47	GOM_NL__2PRFIN20060219_033004_000000442045_00176_20771_8823.N1	19-FEB-2006 03:30:04	Dark	43.500	4	Alp1Cen	-0.010000	5800.0	87	20771	No
48	GOM_NL__2PRFIN20060219_033421_000000392045_00176_20771_8824.N1	19-FEB-2006 03:34:21	Dark	38.500	12	Alp1Cru	0.77500	30000.	77	20771	No
49	GOM_NL__2PRFIN20060219_033631_000000382045_00176_20771_8825.N1	19-FEB-2006 03:36:31	Dark	37.500	29	Bet Car	1.6720	10200.	75	20771	No
50	GOM_NL__2PRFIN20060219_033912_000000372045_00176_20771_8826.N1	19-FEB-2006 03:39:12	Dark	37.000	71	lot Car	2.2460	7700.0	74	20771	No
51	GOM_NL__2PRFIN20060219_034047_000000382045_00176_20771_8827.N1	19-FEB-2006 03:40:47	Straylight	37.500	46	Del Vel	1.9540	10600.	75	20771	No
52	GOM_NL__2PRFIN20060219_034333_000000442045_00176_20771_8828.N1	19-FEB-2006 03:43:33	Straylight	44.000	65	Lam Vel	2.2040	4400.0	88	20771	No
53	GOM_NL__2PRFIN20060219_034931_000000392045_00176_20771_8829.N1	19-FEB-2006 03:49:31	Straylight	39.000	132	15Rho Pup	2.8030	6900.0	78	20771	No
54	GOM_NL__2PRFIN20060219_035800_000000422045_00176_20771_8830.N1	19-FEB-2006 03:58:00	Bright	41.500	8	10Alp CMi	0.40000	6500.0	83	20771	No
55	GOM_NL__2PRFIN20060219_040412_000000402045_00176_20771_8831.N1	19-FEB-2006 04:04:12	Bright	39.500	17	78Bet Gem	1.1610	4500.0	79	20771	No
56	GOM_NL__2PRFIN20060219_040522_000000372045_00176_20771_8832.N1	19-FEB-2006 04:05:22	Bright	37.000	24	66Alp Gem	1.5800	10200.	74	20771	No
57	GOM_NL__2PRFIN20060219_042130_000000362045_00176_20771_8833.N1	19-FEB-2006 04:21:30	Bright	36.000	49	1Alp UMi	1.9900	6300.0	72	20771	No
58	GOM_NL__2PRFIN20060219_042838_000000372045_00176_20771_8834.N1	19-FEB-2006 04:28:38	Bright	36.500	89	5Alp Cep	2.4510	8000.0	73	20771	No
59	GOM_NL__2PRFIN20060219_043344_000000352045_00176_20771_8835.N1	19-FEB-2006 04:33:44	Bright	35.000	19	50Alp Cyg	1.2460	10500.	70	20771	No
60	GOM_NL__2PRFIN20060219_043520_000000342045_00176_20771_8836.N1	19-FEB-2006 04:35:20	Bright	33.500	66	37Gam Cyg	2.2080	5900.0	67	20771	No
61	GOM_NL__2PRFIN20060219_044335_000000362045_00176_20771_8837.N1	19-FEB-2006 04:43:35	Bright	35.500	168	17Zet Aql	2.9860	11000.	71	20771	No
62	GOM_NL__2PRFIN20060219_045310_000000402045_00176_20771_8838.N1	19-FEB-2006 04:53:10	Twilight	40.000	155	41Pi Sgr	2.9000	6600.0	80	20771	No
63	GOM_NL__2PRFIN20060219_045452_000000422045_00176_20771_8839.N1	19-FEB-2006 04:54:52	Dark	42.000	57	34Sig Sgr	2.0660	26000.	84	20771	No
64	GOM_NL__2PRFIN20060219_045743_000000442045_00176_20771_8840.N1	19-FEB-2006 04:57:43	Dark	43.500	38	20Eps Sgr	1.8360	11000.	87	20771	No
65	GOM_NL__2PRFIN20060219_050116_000000442045_00176_20771_8841.N1	19-FEB-2006 05:01:16	Dark	44.000	40	The Sco	1.8590	7100.0	88	20771	No
66	GOM_NL__2PRFIN20060219_050258_000000392045_00176_20771_8842.N1	19-FEB-2006 05:02:58	Dark	38.500	147	Alp Ara	2.8770	26000.	77	20771	No
67	GOM_NL__2PRFIN20060219_050422_000000432045_00176_20771_8843.N1	19-FEB-2006 05:04:22	Dark	42.500	141	Bet Ara	2.8400	4600.0	85	20771	No
68	GOM_NL__2PRFIN20060219_050820_000000392045_00177_20772_8822.N1	19-FEB-2006 05:08:20	Dark	38.500	134	Bet TrA	2.8100	6600.0	77	20772	No
69	GOM_NL__2PRFIN20060219_051041_000000502045_00177_20772_8823.N1	19-FEB-2006 05:10:41	Dark	49.500	4	Alp1Cen	-0.010000	5800.0	99	20772	No
70	GOM_NL__2PRFIN20060219_051458_000000512045_00177_20772_8824.N1	19-FEB-2006 05:14:58	Dark	51.000	12	Alp1Cru	0.77500	30000.	102	20772	No
71	GOM_NL__2PRFIN20060219_051707_000000382045_00177_20772_8825.N1	19-FEB-2006 05:17:07	Dark	37.500	29	Bet Car	1.6720	10200.	75	20772	No
72	GOM_NL__2PRFIN20060219_051948_000000392045_00177_20772_8826.N1	19-FEB-2006 05:19:48	Dark	39.000	71	lot Car	2.2460	7700.0	78	20772	No
73	GOM_NL__2PRFIN20060219_052123_000000392045_00177_20772_8827.N1	19-FEB-2006 05:21:23	Straylight	39.000	46	Del Vel	1.9540	10600.	78	20772	No
74	GOM_NL__2PRFIN20060219_052409_000000432045_00177_20772_8828.N1	19-FEB-2006 05:24:09	Straylight	42.500	65	Lam Vel	2.2040	4400.0	85	20772	No
75	GOM_NL__2PRFIN20060219_053008_000000372045_00177_20772_8829.N1	19-FEB-2006 05:30:08	Straylight	36.500	132	15Rho Pup	2.8030	6900.0	73	20772	No
76	GOM_NL__2PRFIN20060219_053836_000000402045_00177_20772_8830.N1	19-FEB-2006 05:38:36	Bright	40.000	8	10Alp CMi	0.40000	6500.0	80	20772	No
77	GOM_NL__2PRFIN20060219_054449_000000392045_00177_20772_8831.N1	19-FEB-2006 05:44:49	Bright	38.500	17	78Bet Gem	1.1610	4500.0	77	20772	No
78	GOM_NL__2PRFIN20060219_054558_000000372045_00177_20772_8832.N1	19-FEB-2006 05:45:58	Bright	37.000	24	66Alp Gem	1.5800	10200.	74	20772	No
79	GOM_NL__2PRFIN20060219_060206_000000362045_00177_20772_8833.N1	19-FEB-2006 06:02:06	Bright	35.500	49	1Alp UMi	1.9900	6300.0	71	20772	No
80	GOM_NL__2PRFIN20060219_060914_000000372045_00177_20772_8834.N1	19-FEB-2006 06:09:14	Bright	36.500	89	5Alp Cep	2.4510	8000.0	73	20772	No
81	GOM_NL__2PRFIN20060219_061420_000000342045_00177_20772_8835.N1	19-FEB-2006 06:14:20	Bright	33.500	19	50Alp Cyg	1.2460	10500.	67	20772	No
82	GOM_NL__2PRFIN20060219_061556_000000342045_00177_20772_8836.N1	19-FEB-2006 06:15:56	Bright	34.000	66	37Gam Cyg	2.2080	5900.0	68	20772	No
83	GOM_NL__2PRFIN20060219_062411_000000352045_00177_20772_8837.N1	19-FEB-2006 06:24:11	Bright	35.000	168	17Zet Aql	2.9860	11000.	70	20772	No
84	GOM_NL__2PRFIN20060219_063347_000000402045_00177_20772_8838.N1	19-FEB-2006 06:33:47	Twilight	40.000	155	41Pi Sgr	2.9000	6600.0	80	20772	No
85	GOM_NL__2PRFIN20060219_063528_000000392045_00177_20772_8839.N1	19-FEB-2006 06:35:28	Dark	39.000	57	34Sig Sgr	2.0660	26000.	78	20772	No
86	GOM_NL__2PRFIN20060219_063820_000000412045_00177_20772_8840.N1	19-FEB-2006 06:38:20	Dark	40.500	38	20Eps Sgr	1.8360	11000.	81	20772	No
87	GOM_NL__2PRFIN20060219_064152_000000432045_00177_20772_8841.N1	19-FEB-2006 06:41:52	Dark	42.500	40	The Sco	1.8590	7100.0	85	20772	No
88	GOM_NL__2PRFIN20060219_064335_000000382045_00177_20772_8842.N1	19-FEB-2006 06:43:35	Dark	38.000	147	Alp Ara	2.8770	26000.	76	20772	No
89	GOM_NL__2PRFIN20060219_064459_000000382045_00177_20772_8843.N1	19-FEB-2006 06:44:59	Dark	37.500	141	Bet Ara	2.8400	4600.0	75	20772	No
90	GOM_NL__2PRFIN20060219_064856_000000392045_00178_20773_8822.N1	19-FEB-2006 06:48:56	Dark	38.500	134	Bet TrA	2.8100	6600.0	77	20773	No
91	GOM_NL__2PRFIN20060219_065118_000000462045_00178_20773_8823.N1	19-FEB-2006 06:51:18	Dark	45.500	4	Alp1Cen	-0.010000	5800.0	91	20773	No
92	GOM_NL__2PRFIN20060219_065534_000000442045_00178_20773_8824.N1	19-FEB-2006 06:55:34	Dark	44.000	12	Alp1Cru	0.77500	30000.	88	20773	No
93	GOM_NL__2PRFIN20060219_065743_000000372045_00178_20773_8825.N1	19-FEB-2006 06:57:43	Dark	36.500	29	Bet Car	1.6720	10200.	73	20773	No
94	GOM_NL__2PRFIN20060219_070024_000000412045_00178_20773_8826.N1	19-FEB-2006 07:00:24	Dark	41.000	71	lot Car	2.2460	7700.0	82	20773	No
95	GOM_NL__2PRFIN20060219_070159_000000392045_00178_20773_8827.N1	19-FEB-2006 07:01:59	Straylight	39.000	46	Del Vel	1.9540	10600.	78	20773	No
96	GOM_NL__2PRFIN20060219_070446_000000422045_00178_20773_8828.N1	19-FEB-2006 07:04:46	Straylight	42.000	65	Lam Vel	2.2040	4400.0	84	20773	No
97	GOM_NL__2PRFIN20060219_071044_000000372045_00178_20773_8829.N1	19-FEB-2006 07:10:44	Straylight	36.500	132	15Rho Pup	2.8030	6900.0	73	20773	No
98	GOM_NL__2PRFIN20060219_071912_000000422045_00178_20773_8830.N1	19-FEB-2006 07:19:12	Bright	42.000	8	10Alp CMi	0.40000	6500.0	84	20773	No
99	GOM_NL__2PRFIN20060219_072525_000000392045_00178_20773_8831.N1	19-FEB-2006 07:25:25	Bright	38.500	17	78Bet Gem	1.1610	4500.0	77	20773	No
100	GOM_NL__2PRFIN20060219_072634_000000362045_00178_20773_8832.N1	19-FEB-2006 07:26:34	Bright	35.500	24	66Alp Gem	1.5800	10200.	71	20773	No
101	GOM_NL__2PRFIN20060219_074242_000000332045_00178_20773_8833.N1	19-FEB-2006 07:42:42	Bright	32.500	49	1Alp UMi	1.9900	6300.0	65	20773	No

102	GOM_NL__2PRFIN20060219_074950_000000352045_00178_20773_8834.N1	19-FEB-2006 07:49:50	Bright	35.000	89	5Alp Cep	2.4510	8000.0	70	20773	No
103	GOM_NL__2PRFIN20060219_075456_000000342045_00178_20773_8835.N1	19-FEB-2006 07:54:56	Bright	34.000	19	50Alp Cyg	1.2460	10500.	68	20773	No
104	GOM_NL__2PRFIN20060219_075632_000000332045_00178_20773_8836.N1	19-FEB-2006 07:56:32	Bright	33.000	66	37Gam Cyg	2.2080	5900.0	66	20773	No
105	GOM_NL__2PRFIN20060219_080447_000000362045_00178_20773_8837.N1	19-FEB-2006 08:04:47	Bright	36.000	168	17Zet Aql	2.9860	11000.	72	20773	No
106	GOM_NL__2PRFIN20060219_081423_000000402045_00178_20773_8838.N1	19-FEB-2006 08:14:23	Twilight	39.500	155	41Pi Sgr	2.9000	6600.0	79	20773	No
107	GOM_NL__2PRFIN20060219_081604_000000412045_00178_20773_8839.N1	19-FEB-2006 08:16:04	Dark	40.500	57	34Sig Sgr	2.0660	26000.	81	20773	No
108	GOM_NL__2PRFIN20060219_081856_000000422045_00178_20773_8840.N1	19-FEB-2006 08:18:56	Dark	42.000	38	20Eps Sgr	1.8360	11000.	84	20773	No
109	GOM_NL__2PRFIN20060219_082229_000000492045_00178_20773_8841.N1	19-FEB-2006 08:22:29	Dark	48.500	40	The Sco	1.8590	7100.0	97	20773	No
110	GOM_NL__2PRFIN20060219_082411_000000382045_00178_20773_8842.N1	19-FEB-2006 08:24:11	Dark	37.500	147	Alp Ara	2.8770	26000.	75	20773	No
111	GOM_NL__2PRFIN20060219_082535_000000432045_00178_20773_8843.N1	19-FEB-2006 08:25:35	Dark	42.500	141	Bet Ara	2.8400	4600.0	85	20773	No
112	GOM_NL__2PRFIN20060219_082933_000000392045_00179_20774_8857.N1	19-FEB-2006 08:29:33	Dark	38.500	134	Bet TrA	2.8100	6600.0	77	20774	No
113	GOM_NL__2PRFIN20060219_083154_000000572045_00179_20774_8858.N1	19-FEB-2006 08:31:54	Dark	57.000	4	Alp1Cen	-0.010000	5800.0	114	20774	No
114	GOM_NL__2PRFIN20060219_083611_000000432045_00179_20774_8859.N1	19-FEB-2006 08:36:11	Dark	43.000	12	Alp1Cru	0.77500	30000.	86	20774	No
115	GOM_NL__2PRFIN20060219_083819_000000382045_00179_20774_8860.N1	19-FEB-2006 08:38:19	Dark	38.000	29	Bet Car	1.6720	10200.	76	20774	No
116	GOM_NL__2PRFIN20060219_084100_000000402045_00179_20774_8861.N1	19-FEB-2006 08:41:00	Dark	39.500	71	lot Car	2.2460	7700.0	79	20774	No
117	GOM_NL__2PRFIN20060219_084235_000000372045_00179_20774_8862.N1	19-FEB-2006 08:42:35	Straylight	36.500	46	Del Vel	1.9540	10600.	73	20774	No
118	GOM_NL__2PRFIN20060219_084522_000000442045_00179_20774_8863.N1	19-FEB-2006 08:45:22	Straylight	44.000	65	Lam Vel	2.2040	4400.0	88	20774	No
119	GOM_NL__2PRFIN20060219_085120_000000382045_00179_20774_8864.N1	19-FEB-2006 08:51:20	Straylight	38.000	132	15Rho Pup	2.8030	6900.0	76	20774	No
120	GOM_NL__2PRFIN20060219_085948_000000422045_00179_20774_8865.N1	19-FEB-2006 08:59:48	Bright	41.500	8	10Alp CMi	0.40000	6500.0	83	20774	No
121	GOM_NL__2PRFIN20060219_090601_000000372045_00179_20774_8866.N1	19-FEB-2006 09:06:01	Bright	36.500	17	78Bet Gem	1.1610	4500.0	73	20774	No
122	GOM_NL__2PRFIN20060219_090710_000000352045_00179_20774_8867.N1	19-FEB-2006 09:07:10	Bright	35.000	24	66Alp Gem	1.5800	10200.	70	20774	No
123	GOM_NL__2PRFIN20060219_092318_000000342045_00179_20774_8868.N1	19-FEB-2006 09:23:18	Bright	34.000	49	1Alp UMi	1.9900	6300.0	68	20774	No
124	GOM_NL__2PRFIN20060219_093026_000000372045_00179_20774_8869.N1	19-FEB-2006 09:30:26	Bright	36.500	89	5Alp Cep	2.4510	8000.0	73	20774	No
125	GOM_NL__2PRFIN20060219_093532_000000352045_00179_20774_8870.N1	19-FEB-2006 09:35:32	Bright	35.000	19	50Alp Cyg	1.2460	10500.	70	20774	No
126	GOM_NL__2PRFIN20060219_093708_000000342045_00179_20774_8871.N1	19-FEB-2006 09:37:08	Bright	34.000	66	37Gam Cyg	2.2080	5900.0	68	20774	No
127	GOM_NL__2PRFIN20060219_094524_000000352045_00179_20774_8872.N1	19-FEB-2006 09:45:24	Bright	35.000	168	17Zet Aql	2.9860	11000.	70	20774	No
128	GOM_NL__2PRFIN20060219_095459_000000392045_00179_20774_8873.N1	19-FEB-2006 09:54:59	Twilight	38.500	155	41Pi Sgr	2.9000	6600.0	77	20774	No
129	GOM_NL__2PRFIN20060219_095641_000000392045_00179_20774_8874.N1	19-FEB-2006 09:56:41	Dark	39.000	57	34Sig Sgr	2.0660	26000.	78	20774	No
130	GOM_NL__2PRFIN20060219_095932_000000402045_00179_20774_8875.N1	19-FEB-2006 09:59:32	Dark	40.000	38	20Eps Sgr	1.8360	11000.	80	20774	No
131	GOM_NL__2PRFIN20060219_100305_000000452045_00179_20774_8876.N1	19-FEB-2006 10:03:05	Dark	45.000	40	The Sco	1.8590	7100.0	90	20774	No
132	GOM_NL__2PRFIN20060219_100447_000000382045_00179_20774_8877.N1	19-FEB-2006 10:04:47	Dark	37.500	147	Alp Ara	2.8770	26000.	75	20774	No
133	GOM_NL__2PRFIN20060219_100611_000000392045_00179_20774_8878.N1	19-FEB-2006 10:06:11	Dark	39.000	141	Bet Ara	2.8400	4600.0	78	20774	No
134	GOM_NL__2PRFIN20060219_101009_000000402045_00180_20775_8857.N1	19-FEB-2006 10:10:09	Dark	39.500	134	Bet TrA	2.8100	6600.0	79	20775	No
135	GOM_NL__2PRFIN20060219_101231_000000572045_00180_20775_8858.N1	19-FEB-2006 10:12:31	Dark	57.000	4	Alp1Cen	-0.010000	5800.0	114	20775	No
136	GOM_NL__2PRFIN20060219_101647_000000472045_00180_20775_8859.N1	19-FEB-2006 10:16:47	Dark	47.000	12	Alp1Cru	0.77500	30000.	94	20775	No
137	GOM_NL__2PRFIN20060219_101855_000000432045_00180_20775_8860.N1	19-FEB-2006 10:18:55	Dark	42.500	29	Bet Car	1.6720	10200.	85	20775	No
138	GOM_NL__2PRFIN20060219_102136_000000362045_00180_20775_8861.N1	19-FEB-2006 10:21:36	Dark	36.000	71	lot Car	2.2460	7700.0	72	20775	No
139	GOM_NL__2PRFIN20060219_102312_000000382045_00180_20775_8862.N1	19-FEB-2006 10:23:12	Straylight	38.000	46	Del Vel	1.9540	10600.	76	20775	No
140	GOM_NL__2PRFIN20060219_102558_000000452045_00180_20775_8863.N1	19-FEB-2006 10:25:58	Straylight	45.000	65	Lam Vel	2.2040	4400.0	90	20775	No
141	GOM_NL__2PRFIN20060219_103156_000000392045_00180_20775_8864.N1	19-FEB-2006 10:31:56	Straylight	38.500	132	15Rho Pup	2.8030	6900.0	77	20775	No
142	GOM_NL__2PRFIN20060219_104024_000000412045_00180_20775_8865.N1	19-FEB-2006 10:40:24	Bright	41.000	8	10Alp CMi	0.40000	6500.0	82	20775	No
143	GOM_NL__2PRFIN20060219_104637_000000392045_00180_20775_8866.N1	19-FEB-2006 10:46:37	Bright	38.500	17	78Bet Gem	1.1610	4500.0	77	20775	No
144	GOM_NL__2PRFIN20060219_104746_000000372045_00180_20775_8867.N1	19-FEB-2006 10:47:46	Bright	37.000	24	66Alp Gem	1.5800	10200.	74	20775	No
145	GOM_NL__2PRFIN20060219_110353_000000332045_00180_20775_8868.N1	19-FEB-2006 11:03:53	Bright	32.500	49	1Alp UMi	1.9900	6300.0	65	20775	No
146	GOM_NL__2PRFIN20060219_111102_000000362045_00180_20775_8869.N1	19-FEB-2006 11:11:02	Bright	36.000	89	5Alp Cep	2.4510	8000.0	72	20775	No
147	GOM_NL__2PRFIN20060219_111608_000000342045_00180_20775_8870.N1	19-FEB-2006 11:16:08	Bright	34.000	19	50Alp Cyg	1.2460	10500.	68	20775	No
148	GOM_NL__2PRFIN20060219_111744_000000352045_00180_20775_8871.N1	19-FEB-2006 11:17:44	Bright	34.500	66	37Gam Cyg	2.2080	5900.0	69	20775	No
149	GOM_NL__2PRFIN20060219_112600_000000362045_00180_20775_8872.N1	19-FEB-2006 11:26:00	Bright	36.000	168	17Zet Aql	2.9860	11000.	72	20775	No
150	GOM_NL__2PRFIN20060219_113535_000000382045_00180_20775_8873.N1	19-FEB-2006 11:35:35	Twilight	37.500	155	41Pi Sgr	2.9000	6600.0	75	20775	No
151	GOM_NL__2PRFIN20060219_113717_000000402045_00180_20775_8874.N1	19-FEB-2006 11:37:17	Dark	39.500	57	34Sig Sgr	2.0660	26000.	79	20775	No
152	GOM_NL__2PRFIN20060219_114009_000000412045_00180_20775_8875.N1	19-FEB-2006 11:40:09	Dark	41.000	38	20Eps Sgr	1.8360	11000.	82	20775	No
153	GOM_NL__2PRFIN20060219_114342_000000482045_00180_20775_8876.N1	19-FEB-2006 11:43:42	Dark	48.000	40	The Sco	1.8590	7100.0	96	20775	No
154	GOM_NL__2PRFIN20060219_114524_000000412045_00180_20775_8877.N1	19-FEB-2006 11:45:24	Dark	40.500	147	Alp Ara	2.8770	26000.	81	20775	No
155	GOM_NL__2PRFIN20060219_114647_000000392045_00180_20775_8878.N1	19-FEB-2006 11:46:47	Dark	38.500	141	Bet Ara	2.8400	4600.0	77	20775	No
156	GOM_NL__2PRFIN20060219_115045_000000392045_00181_20776_8857.N1	19-FEB-2006 11:50:45	Dark	39.000	134	Bet TrA	2.8100	6600.0	78	20776	No
157	GOM_NL__2PRFIN20060219_115307_000000432045_00181_20776_8858.N1	19-FEB-2006 11:53:07	Dark	42.500	4	Alp1Cen	-0.010000	5800.0	85	20776	No
158	GOM_NL__2PRFIN20060219_115723_000000482045_00181_20776_8859.N1	19-FEB-2006 11:57:23	Dark	47.500	12	Alp1Cru	0.77500	30000.	95	20776	No
159	GOM_NL__2PRFIN20060219_115931_000000452045_00181_20776_8860.N1	19-FEB-2006 11:59:31	Dark	45.000	29	Bet Car	1.6720	10200.	90	20776	No
160	GOM_NL__2PRFIN20060219_120212_000000372045_00181_20776_8861.N1	19-FEB-2006 12:02:12	Dark	36.500	71	lot Car	2.2460	7700.0	73	20776	No

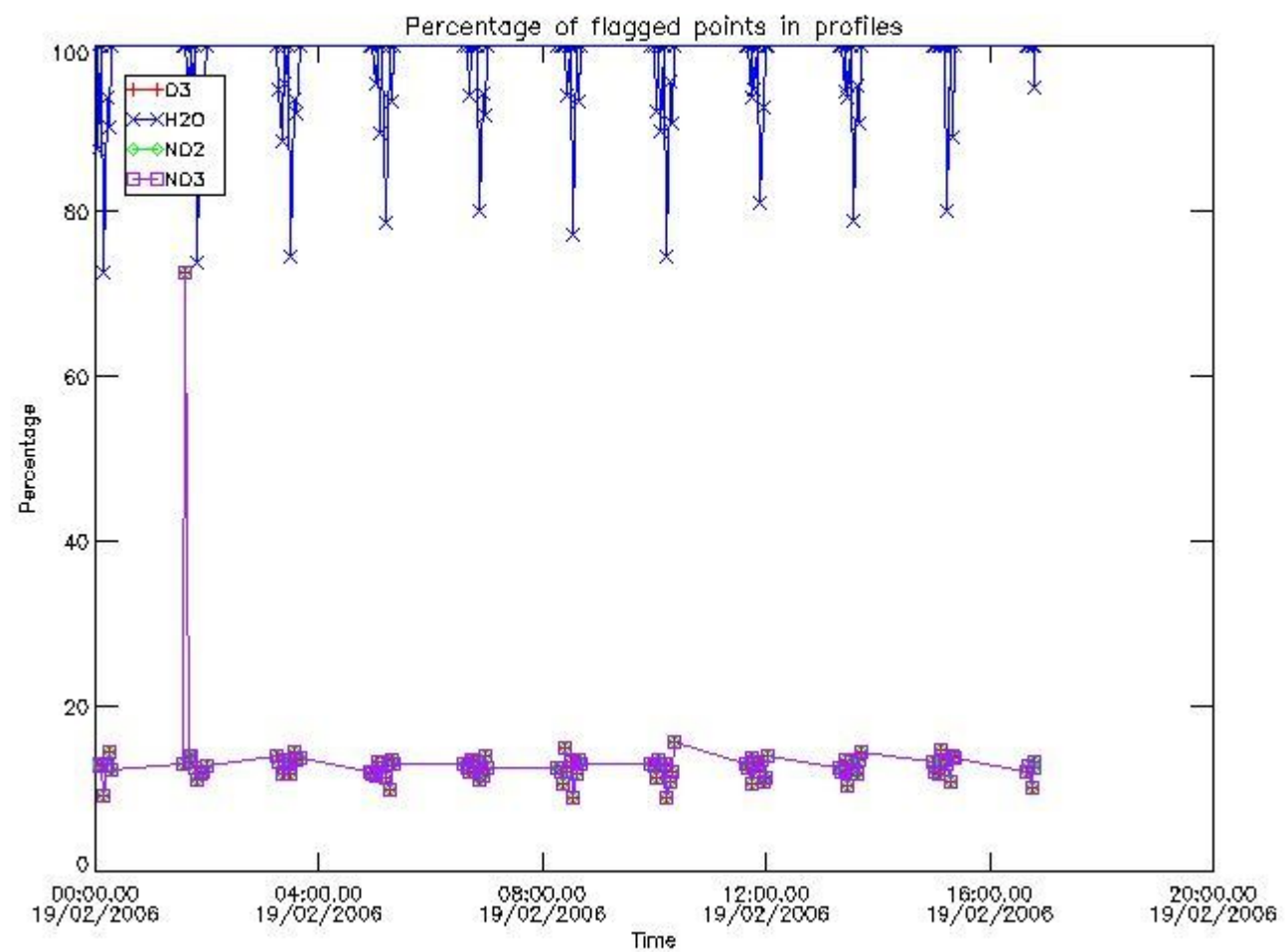
161	GOM_NL__2PRFIN20060219_120347_000000372045_00181_20776_8862.N1	19-FEB-2006 12:03:47	Straylight	37.000	46	Del Vel	1.9540	10600.	74	20776	No
162	GOM_NL__2PRFIN20060219_120634_000000402045_00181_20776_8863.N1	19-FEB-2006 12:06:34	Straylight	40.000	65	Lam Vel	2.2040	4400.0	80	20776	No
163	GOM_NL__2PRFIN20060219_121232_000000412045_00181_20776_8864.N1	19-FEB-2006 12:12:32	Straylight	40.500	132	15Rho Pup	2.8030	6900.0	81	20776	No
164	GOM_NL__2PRFIN20060219_122100_000000412045_00181_20776_8865.N1	19-FEB-2006 12:21:00	Bright	41.000	8	10Alp CMi	0.40000	6500.0	82	20776	No
165	GOM_NL__2PRFIN20060219_122713_000000382045_00181_20776_8866.N1	19-FEB-2006 12:27:13	Bright	38.000	17	78Bet Gem	1.1610	4500.0	76	20776	No
166	GOM_NL__2PRFIN20060219_122822_000000362045_00181_20776_8867.N1	19-FEB-2006 12:28:22	Bright	36.000	24	66Alp Gem	1.5800	10200.	72	20776	No
167	GOM_NL__2PRFIN20060219_124429_000000352045_00181_20776_8868.N1	19-FEB-2006 12:44:29	Bright	34.500	49	1Alp UMi	1.9900	6300.0	69	20776	No
168	GOM_NL__2PRFIN20060219_125138_000000332045_00181_20776_8869.N1	19-FEB-2006 12:51:38	Bright	33.000	89	5Alp Cep	2.4510	8000.0	66	20776	No
169	GOM_NL__2PRFIN20060219_125645_000000342045_00181_20776_8870.N1	19-FEB-2006 12:56:45	Bright	34.000	19	50Alp Cyg	1.2460	10500.	68	20776	No
170	GOM_NL__2PRFIN20060219_125820_000000342045_00181_20776_8871.N1	19-FEB-2006 12:58:20	Bright	33.500	66	37Gam Cyg	2.2080	5900.0	67	20776	No
171	GOM_NL__2PRFIN20060219_130636_000000352045_00181_20776_8872.N1	19-FEB-2006 13:06:36	Bright	35.000	168	17Zet Aql	2.9860	11000.	70	20776	No
172	GOM_NL__2PRFIN20060219_131611_000000412045_00181_20776_8873.N1	19-FEB-2006 13:16:11	Twilight	41.000	155	41Pi Sgr	2.9000	6600.0	82	20776	No
173	GOM_NL__2PRFIN20060219_131753_000000412045_00181_20776_8874.N1	19-FEB-2006 13:17:53	Dark	41.000	57	34Sig Sgr	2.0660	26000.	82	20776	No
174	GOM_NL__2PRFIN20060219_132045_000000432045_00181_20776_8875.N1	19-FEB-2006 13:20:45	Dark	42.500	38	20Eps Sgr	1.8360	11000.	85	20776	No
175	GOM_NL__2PRFIN20060219_132418_000000462045_00181_20776_8876.N1	19-FEB-2006 13:24:18	Dark	45.500	40	The Sco	1.8590	7100.0	91	20776	No
176	GOM_NL__2PRFIN20060219_132600_000000382045_00181_20776_8877.N1	19-FEB-2006 13:26:00	Dark	38.000	147	Alp Ara	2.8770	26000.	76	20776	No
177	GOM_NL__2PRFIN20060219_132724_000000492045_00181_20776_8878.N1	19-FEB-2006 13:27:24	Dark	49.000	141	Bet Ara	2.8400	4600.0	98	20776	No
178	GOM_NL__2PRFIN20060219_133122_000000392045_00182_20777_8857.N1	19-FEB-2006 13:31:22	Dark	38.500	134	Bet TrA	2.8100	6600.0	77	20777	No
179	GOM_NL__2PRFIN20060219_133344_000000462045_00182_20777_8858.N1	19-FEB-2006 13:33:44	Dark	45.500	4	Alp1Cen	-0.010000	5800.0	91	20777	No
180	GOM_NL__2PRFIN20060219_133800_000000432045_00182_20777_8859.N1	19-FEB-2006 13:38:00	Dark	43.000	12	Alp1Cru	0.77500	30000.	86	20777	No
181	GOM_NL__2PRFIN20060219_134007_000000382045_00182_20777_8860.N1	19-FEB-2006 13:40:07	Dark	37.500	29	Bet Car	1.6720	10200.	75	20777	No
182	GOM_NL__2PRFIN20060219_134248_000000362045_00182_20777_8861.N1	19-FEB-2006 13:42:48	Dark	35.500	71	lot Car	2.2460	7700.0	71	20777	No
183	GOM_NL__2PRFIN20060219_134424_000000382045_00182_20777_8862.N1	19-FEB-2006 13:44:24	Straylight	37.500	46	Del Vel	1.9540	10600.	75	20777	No
184	GOM_NL__2PRFIN20060219_134710_000000412045_00182_20777_8863.N1	19-FEB-2006 13:47:10	Straylight	40.500	65	Lam Vel	2.2040	4400.0	81	20777	No
185	GOM_NL__2PRFIN20060219_135308_000000402045_00182_20777_8864.N1	19-FEB-2006 13:53:08	Straylight	39.500	132	15Rho Pup	2.8030	6900.0	79	20777	No
186	GOM_NL__2PRFIN20060219_140137_000000402045_00182_20777_8865.N1	19-FEB-2006 14:01:37	Bright	40.000	8	10Alp CMi	0.40000	6500.0	80	20777	No
187	GOM_NL__2PRFIN20060219_140749_000000362045_00182_20777_8866.N1	19-FEB-2006 14:07:49	Bright	36.000	17	78Bet Gem	1.1610	4500.0	72	20777	No
188	GOM_NL__2PRFIN20060219_140859_000000362045_00182_20777_8867.N1	19-FEB-2006 14:08:59	Bright	36.000	24	66Alp Gem	1.5800	10200.	72	20777	No
189	GOM_NL__2PRFIN20060219_142505_000000362045_00182_20777_8868.N1	19-FEB-2006 14:25:05	Bright	35.500	49	1Alp UMi	1.9900	6300.0	71	20777	No
190	GOM_NL__2PRFIN20060219_143214_000000352045_00182_20777_8869.N1	19-FEB-2006 14:32:14	Bright	34.500	89	5Alp Cep	2.4510	8000.0	69	20777	No
191	GOM_NL__2PRFIN20060219_143721_000000362045_00182_20777_8870.N1	19-FEB-2006 14:37:21	Bright	36.000	19	50Alp Cyg	1.2460	10500.	72	20777	No
192	GOM_NL__2PRFIN20060219_143856_000000352045_00182_20777_8871.N1	19-FEB-2006 14:38:56	Bright	35.000	66	37Gam Cyg	2.2080	5900.0	70	20777	No
193	GOM_NL__2PRFIN20060219_144712_000000362045_00182_20777_8872.N1	19-FEB-2006 14:47:12	Bright	35.500	168	17Zet Aql	2.9860	11000.	71	20777	No
194	GOM_NL__2PRFIN20060219_145648_000000412045_00182_20777_8873.N1	19-FEB-2006 14:56:48	Twilight	41.000	155	41Pi Sgr	2.9000	6600.0	82	20777	No
195	GOM_NL__2PRFIN20060219_145829_000000392045_00182_20777_8874.N1	19-FEB-2006 14:58:29	Dark	38.500	57	34Sig Sgr	2.0660	26000.	77	20777	No
196	GOM_NL__2PRFIN20060219_150122_000000432045_00182_20777_8875.N1	19-FEB-2006 15:01:22	Dark	42.500	38	20Eps Sgr	1.8360	11000.	85	20777	No
197	GOM_NL__2PRFIN20060219_150455_000000442045_00182_20777_8876.N1	19-FEB-2006 15:04:55	Dark	43.500	40	The Sco	1.8590	7100.0	87	20777	No
198	GOM_NL__2PRFIN20060219_150637_000000382045_00182_20777_8877.N1	19-FEB-2006 15:06:37	Dark	37.500	147	Alp Ara	2.8770	26000.	75	20777	No
199	GOM_NL__2PRFIN20060219_150800_000000382045_00182_20777_8878.N1	19-FEB-2006 15:08:00	Dark	38.000	141	Bet Ara	2.8400	4600.0	76	20777	No
200	GOM_NL__2PRFIN20060219_151158_000000382045_00183_20778_8857.N1	19-FEB-2006 15:11:58	Dark	37.500	134	Bet TrA	2.8100	6600.0	75	20778	No
201	GOM_NL__2PRFIN20060219_151420_000000432045_00183_20778_8858.N1	19-FEB-2006 15:14:20	Dark	43.000	4	Alp1Cen	-0.010000	5800.0	86	20778	No
202	GOM_NL__2PRFIN20060219_151836_000000472045_00183_20778_8859.N1	19-FEB-2006 15:18:36	Dark	46.500	12	Alp1Cru	0.77500	30000.	93	20778	No
203	GOM_NL__2PRFIN20060219_152043_000000372045_00183_20778_8860.N1	19-FEB-2006 15:20:43	Dark	36.500	29	Bet Car	1.6720	10200.	73	20778	No
204	GOM_NL__2PRFIN20060219_152325_000000372045_00183_20778_8861.N1	19-FEB-2006 15:23:25	Dark	37.000	71	lot Car	2.2460	7700.0	74	20778	No
205	GOM_NL__2PRFIN20060219_152500_000000382045_00183_20778_8862.N1	19-FEB-2006 15:25:00	Straylight	38.000	46	Del Vel	1.9540	10600.	76	20778	No
206	GOM_NL__2PRFIN20060219_152746_000000432045_00183_20778_8863.N1	19-FEB-2006 15:27:46	Straylight	42.500	65	Lam Vel	2.2040	4400.0	85	20778	No
207	GOM_NL__2PRFIN20060219_153344_000000392045_00183_20778_8864.N1	19-FEB-2006 15:33:44	Straylight	38.500	132	15Rho Pup	2.8030	6900.0	77	20778	No
208	GOM_NL__2PRFIN20060219_154213_000000432045_00183_20778_8865.N1	19-FEB-2006 15:42:13	Bright	42.500	8	10Alp CMi	0.40000	6500.0	85	20778	No
209	GOM_NL__2PRFIN20060219_154825_000000372045_00183_20778_8866.N1	19-FEB-2006 15:48:25	Bright	36.500	17	78Bet Gem	1.1610	4500.0	73	20778	No
210	GOM_NL__2PRFIN20060219_154935_000000372045_00183_20778_8867.N1	19-FEB-2006 15:49:35	Bright	37.000	24	66Alp Gem	1.5800	10200.	74	20778	No
211	GOM_NL__2PRFIN20060219_160541_000000362045_00183_20778_8868.N1	19-FEB-2006 16:05:41	Bright	36.000	49	1Alp UMi	1.9900	6300.0	72	20778	No
212	GOM_NL__2PRFIN20060219_161250_000000372045_00183_20778_8869.N1	19-FEB-2006 16:12:50	Bright	36.500	89	5Alp Cep	2.4510	8000.0	73	20778	No
213	GOM_NL__2PRFIN20060219_161757_000000362045_00183_20778_8870.N1	19-FEB-2006 16:17:57	Bright	35.500	19	50Alp Cyg	1.2460	10500.	71	20778	No
214	GOM_NL__2PRFIN20060219_161932_000000352045_00183_20778_8871.N1	19-FEB-2006 16:19:32	Bright	35.000	66	37Gam Cyg	2.2080	5900.0	70	20778	No
215	GOM_NL__2PRFIN20060219_162748_000000362045_00183_20778_8872.N1	19-FEB-2006 16:27:48	Bright	35.500	168	17Zet Aql	2.9860	11000.	71	20778	No
216	GOM_NL__2PRFIN20060219_163724_000000402045_00183_20778_8873.N1	19-FEB-2006 16:37:24	Twilight	39.500	155	41Pi Sgr	2.9000	6600.0	79	20778	No
217	GOM_NL__2PRFIN20060219_163906_000000432045_00183_20778_8874.N1	19-FEB-2006 16:39:06	Dark	42.500	57	34Sig Sgr	2.0660	26000.	85	20778	No
218	GOM_NL__2PRFIN20060219_164158_000000442045_00183_20778_8875.N1	19-FEB-2006 16:41:58	Dark	43.500	38	20Eps Sgr	1.8360	11000.	87	20778	No
219	GOM_NL__2PRFIN20060219_164531_000000502045_00183_20778_8876.N1	19-FEB-2006 16:45:31	Dark	50.000	40	The Sco	1.8590	7100.0	100	20778	No

220	GOM_NL__2PRFIN20060219_164713_000000392045_00183_20778_8877.N1	19-FEB-2006 16:47:13	Dark	38.500	147	Alp Ara	2.8770	26000.	77	20778	No
221	GOM_NL__2PRFIN20060219_164837_000000402045_00183_20778_8878.N1	19-FEB-2006 16:48:37	Dark	40.000	141	Bet Ara	2.8400	4600.0	80	20778	No

3. Quality information per product

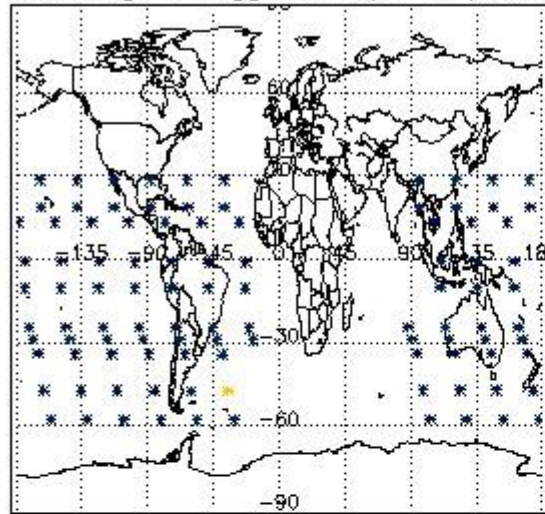
In this section it is plotted some information contained in the Quality Summary data set of the level 2 products. Only products in dark limb conditions and without errors (error flag in the MPH set to "0") are used.

3.1 Plot quality information per product (time dependant)

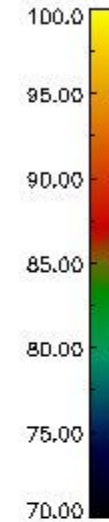
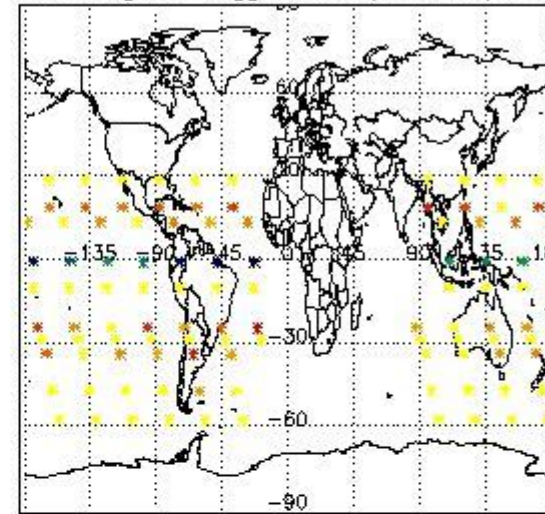


3.2 Plot quality information per product (world map)

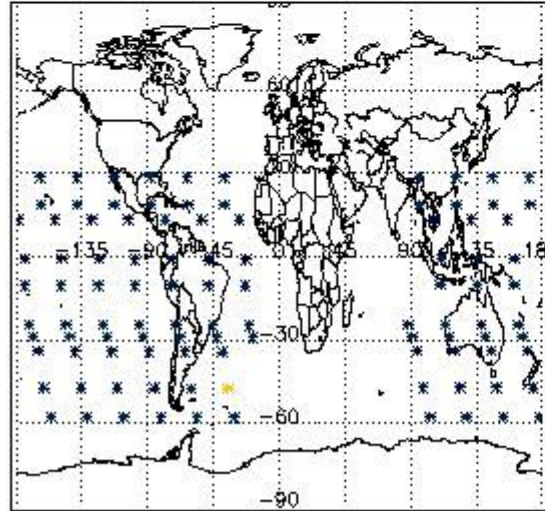
Percentage of flagged data per O3 profile



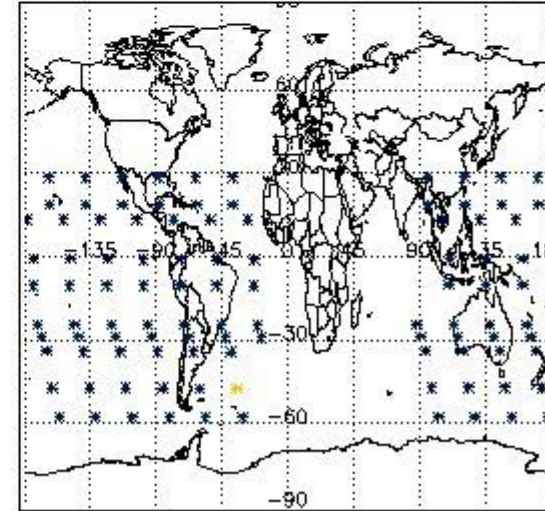
Percentage of flagged data per H2O profile



Percentage of flagged data per NO2 profile



Percentage of flagged data per NO3 profile

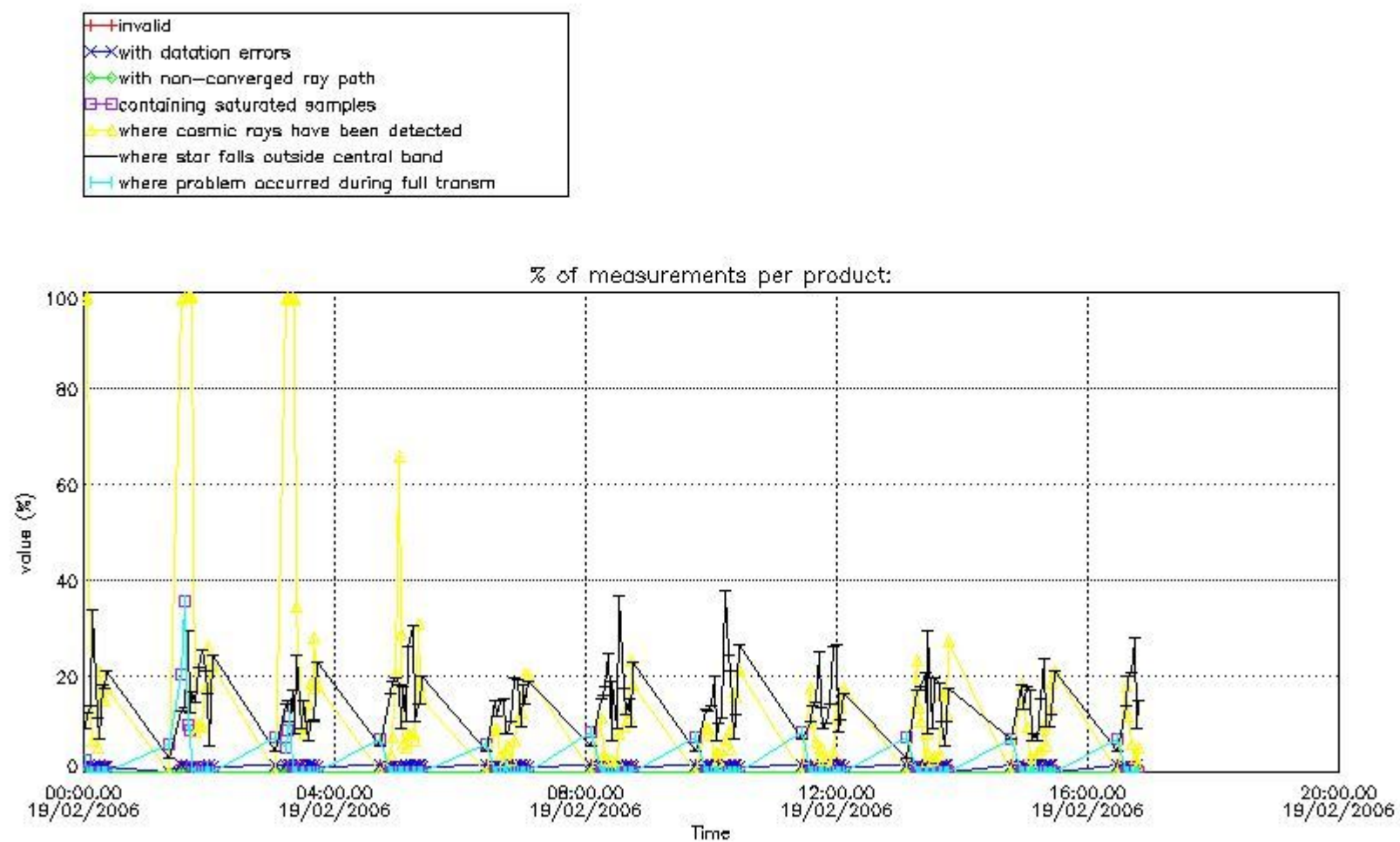


4. Level 1 quality information per product

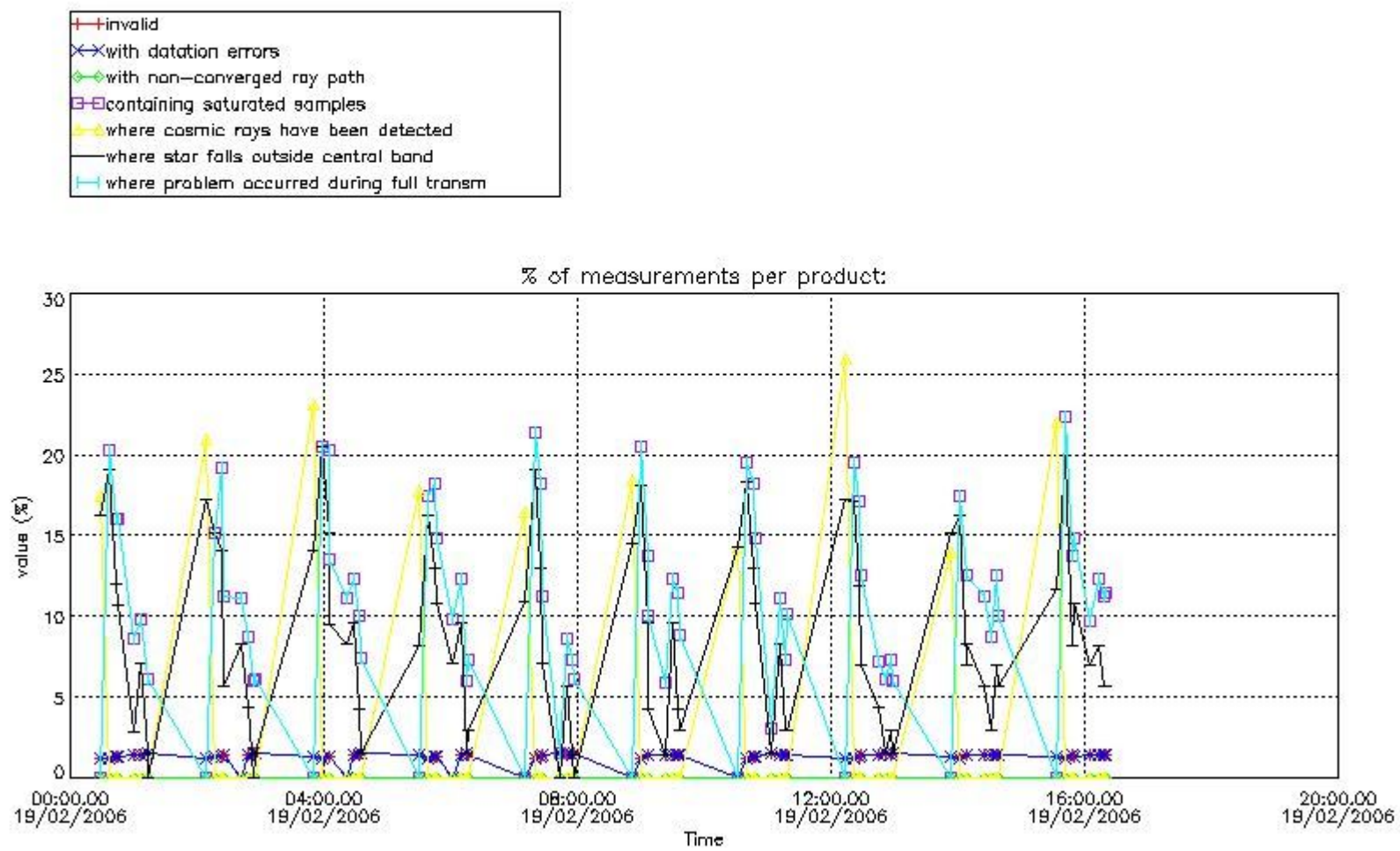
In this section it is plotted some information contained in the Quality Summary data set of the level 2 products that comes from the level 1b processing. Products without errors (error flag in the MPH set to "0") are used.

4.1 Plot quality information per product (time dependant) coming from level 1b processing

4.1.1 Plot level 1 quality information per product (time dependant): ENVISAT ASCENDING passes



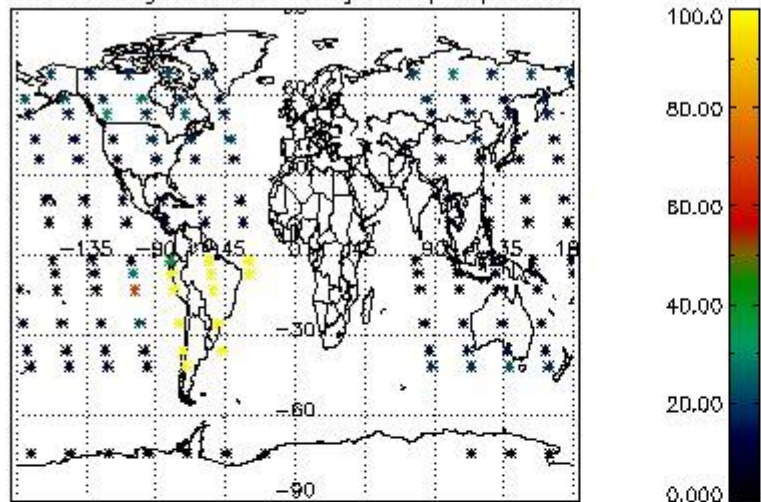
4.1.2 Plot level 1 quality information per product (time dependant): ENVI SAT DESCENDING passes



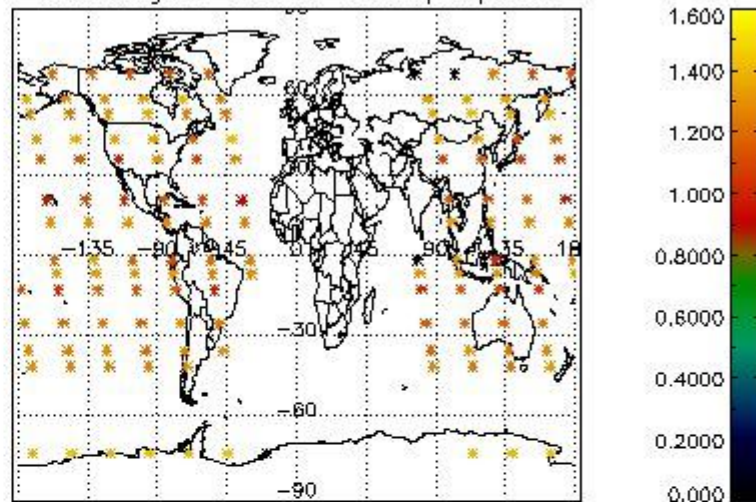
4.2 Plot quality information per product coming from level 1b processing (world map)

4.2.1 Plot level 1 quality information per product (world map): ENVISAT ASCENDING passes

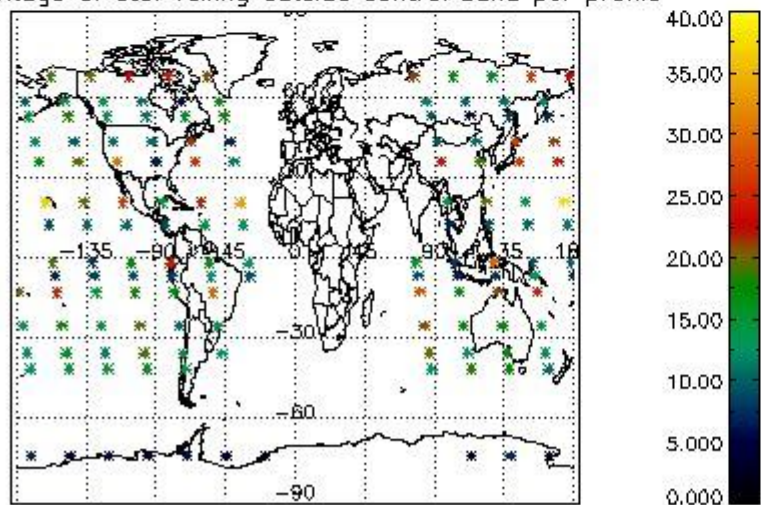
Percentage of cosmic ray hits per profile



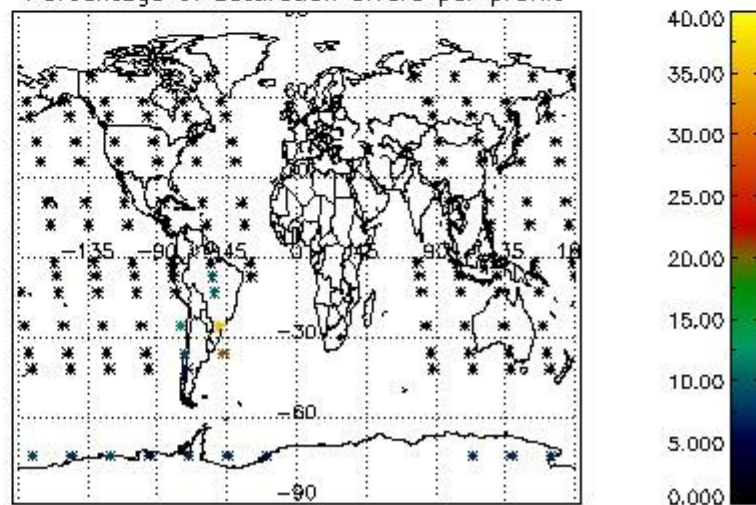
Percentage of datation errors per profile



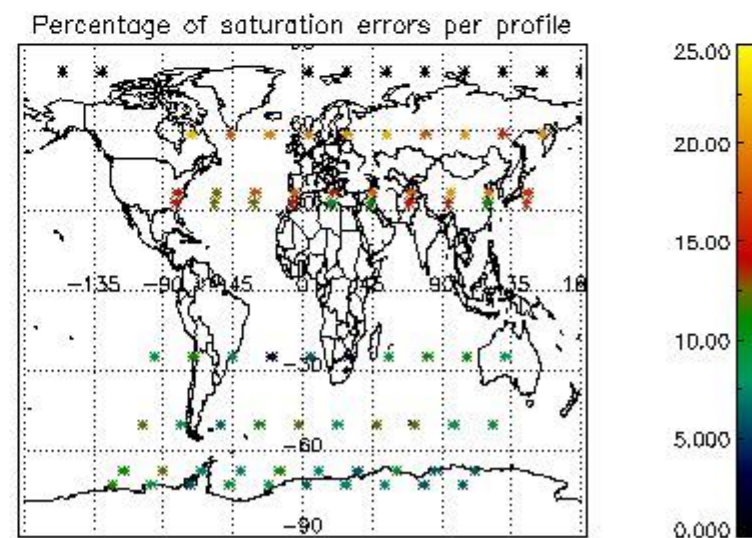
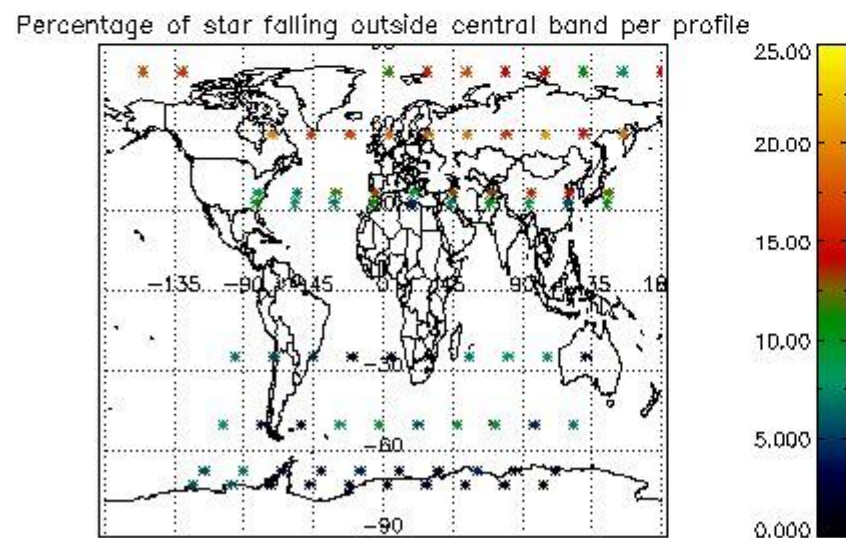
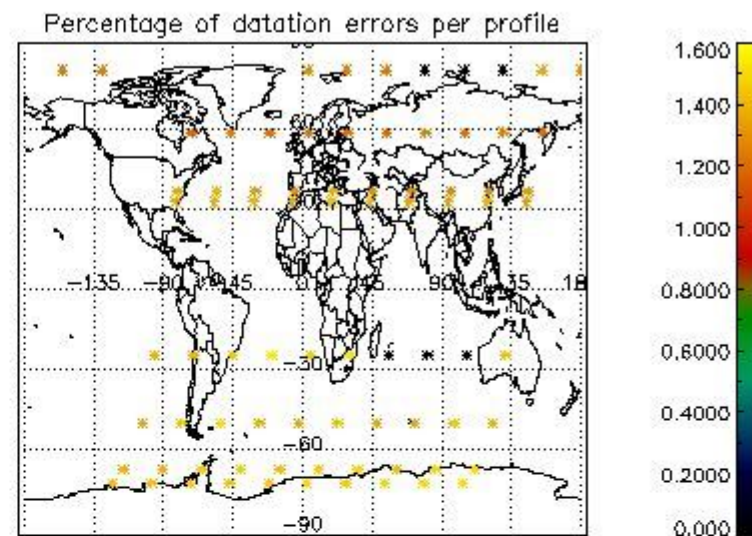
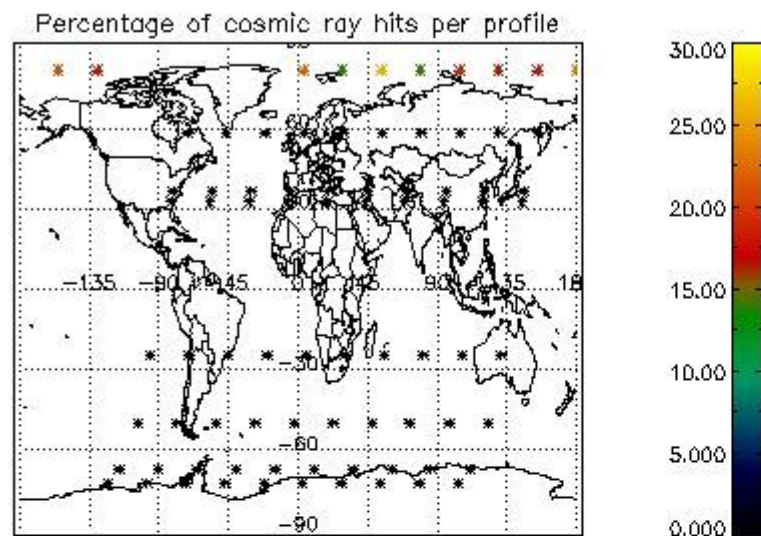
Percentage of star falling outside central band per profile



Percentage of saturation errors per profile



4.2.2 Plot level 1 quality information per product (world map): ENVISAT DESCENDING passes



5. Trace gas profiles

5.1 Ozone statistics based on quality of products

The final quality of the products can be "measured" using the STD (Standard Deviation) attached to every point profile. This information is written to the parameter GOM_NL__2P/NL_LOCAL_SPECIES_DENSITY/o3_std of the level 2 products. The table below shows the statistics for given STD ranges.

The statistics are given with respect to the overall valid production:

- Products without fatal errors: GOM_NL__2P/MPH/PRODUCT_ERR=0
- Valid point profile: GOM_NL__2P/NL_LOCAL_SPECIES_DENSITY/pcd(0)=0

The 'Criteria' is applied to valid points of dark limb products:

- Products in dark limb illumination condition: GOM_NL__2P/NL_SUMMARY_QUALITY/obs_ill_cond=0
- Products without fatal errors: GOM_NL__2P/MPH/PRODUCT_ERR=0
- Valid point profile: GOM_NL__2P/NL_LOCAL_SPECIES_DENSITY/pcd(0)=0

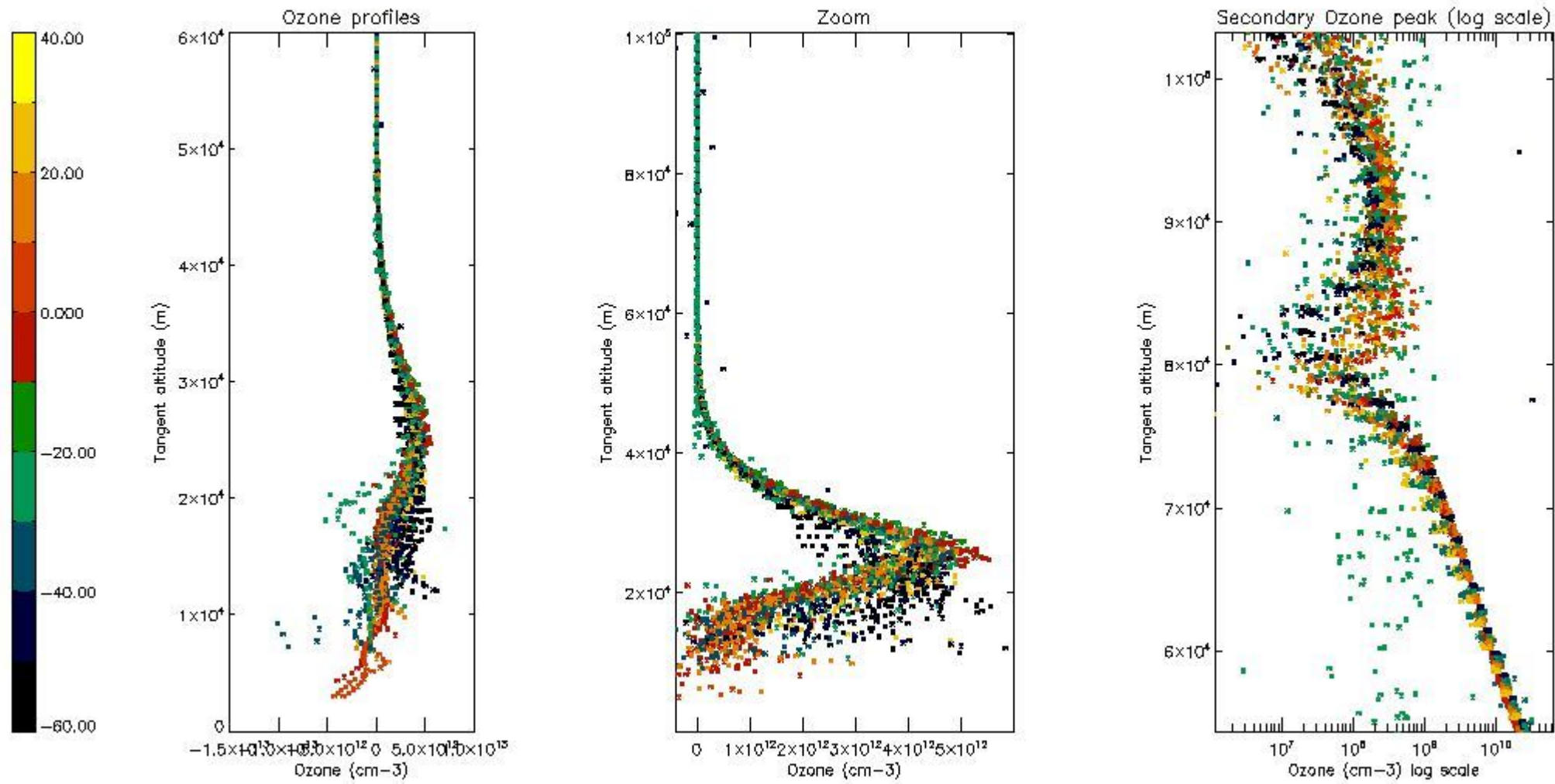
So, the table below shows the percentage of dark limb and valid observations for each criteria with respect to the overall valid daily observations.

Criteria	% of total production
All STD	50
STD < 20	28

STD < 10	22
STD < 5	14

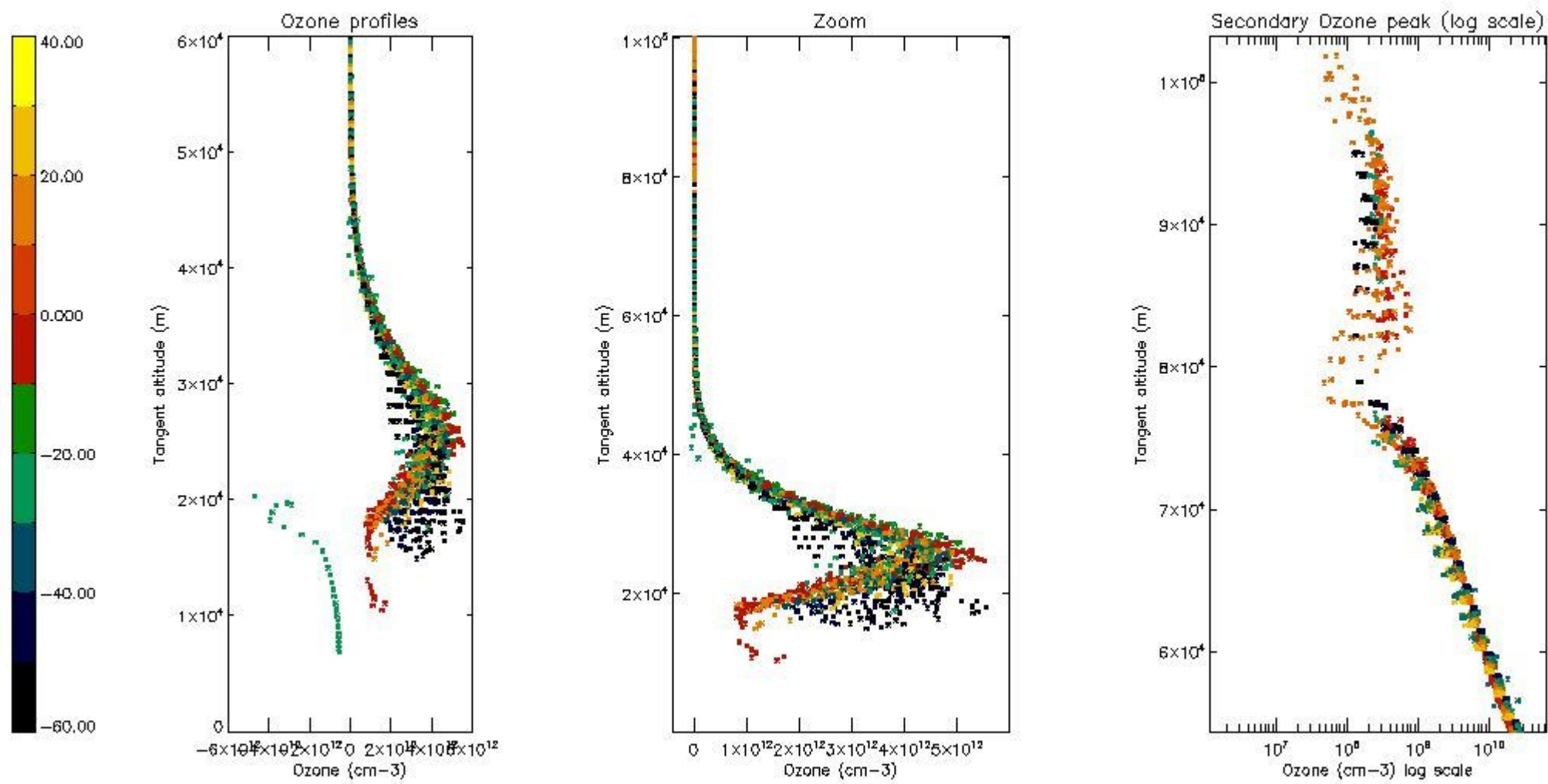
5.2 Plot ozone profiles for all STD (dark without errors)

The colorbar represents the latitude.



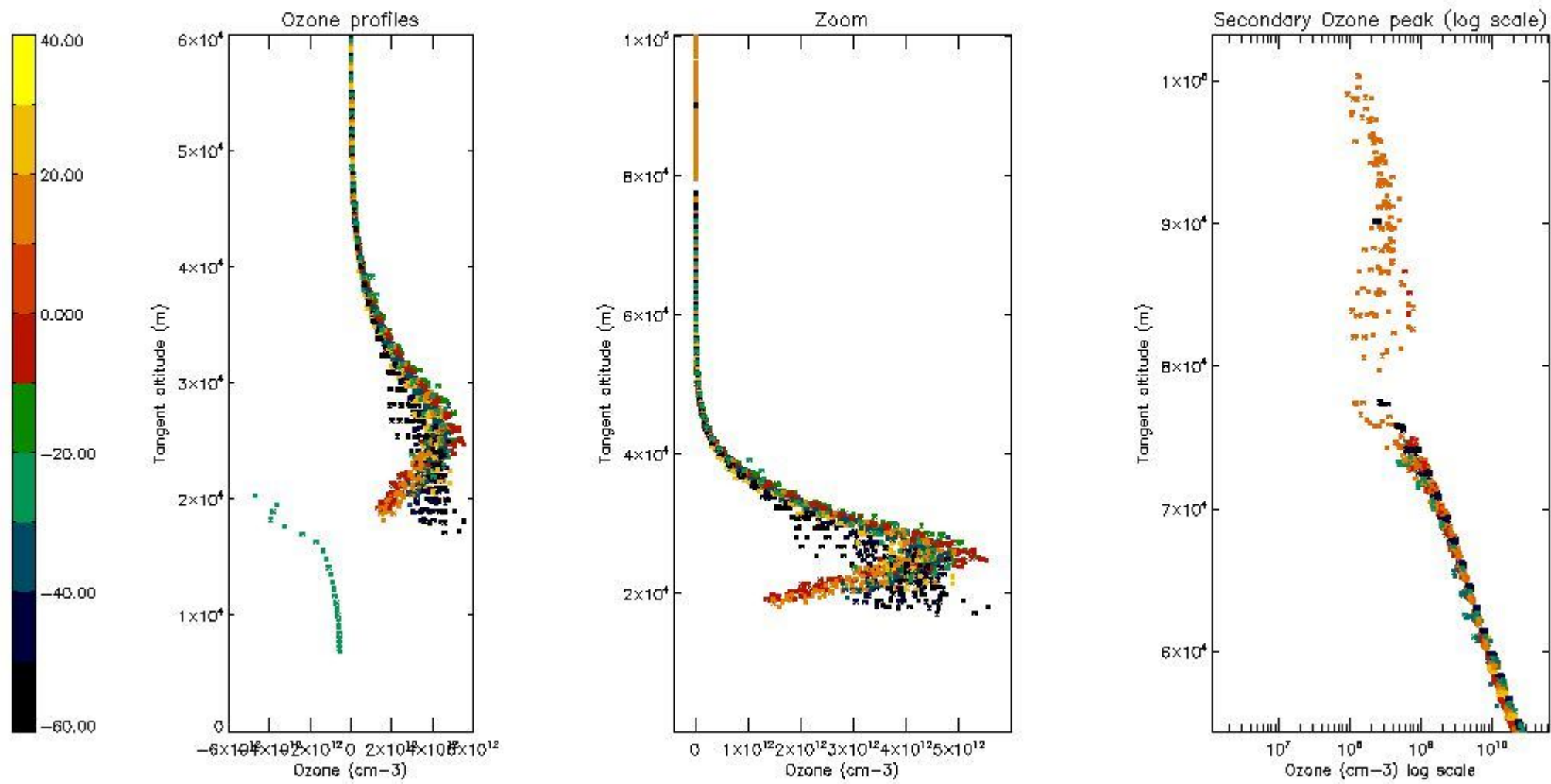
5.3 Plot ozone profiles where STD < 20% (dark without errors)

The colorbar represents the latitude.



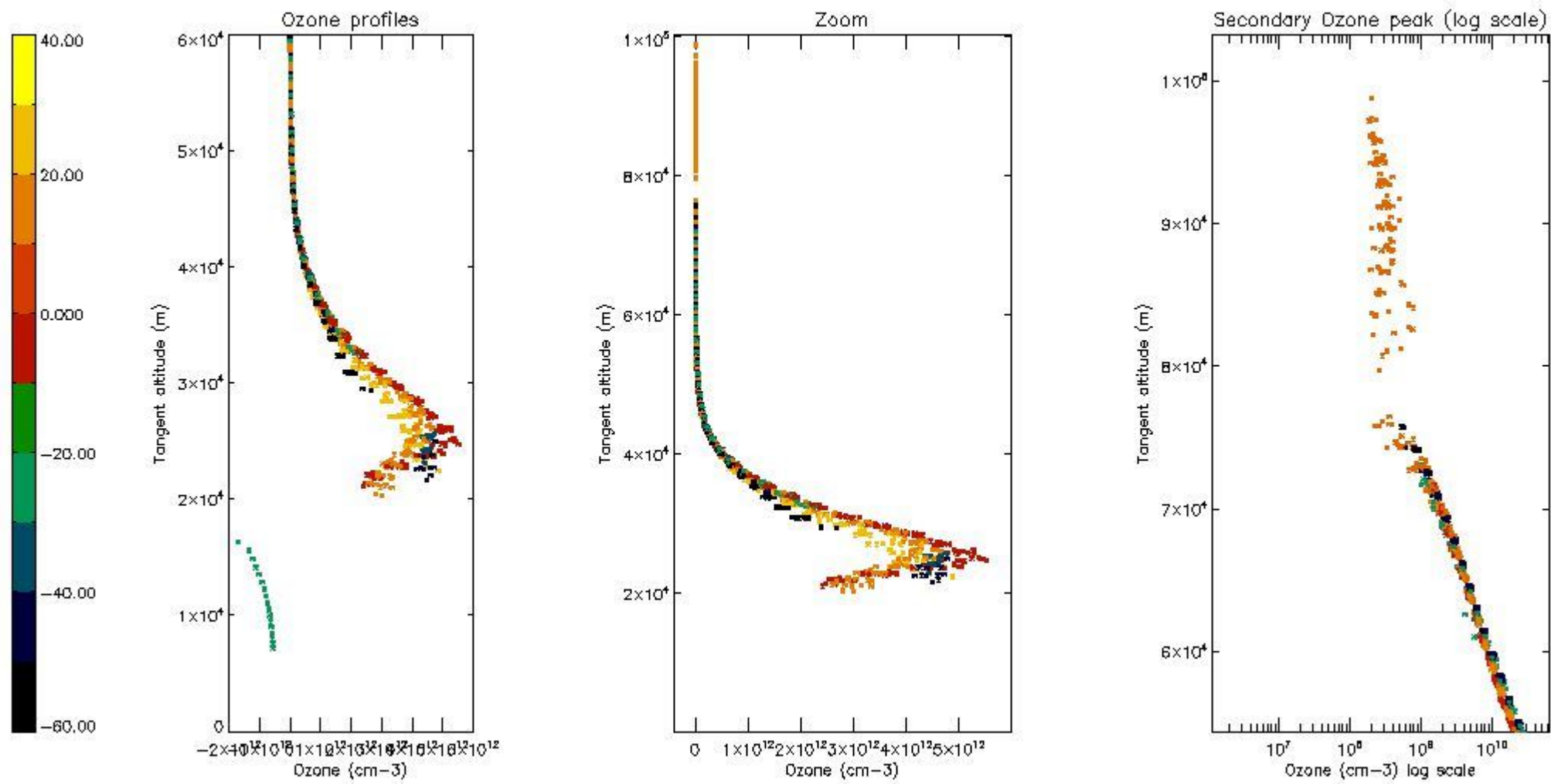
5.4 Plot ozone profiles where STD < 10% (dark without errors)

The colorbar represents the latitude.



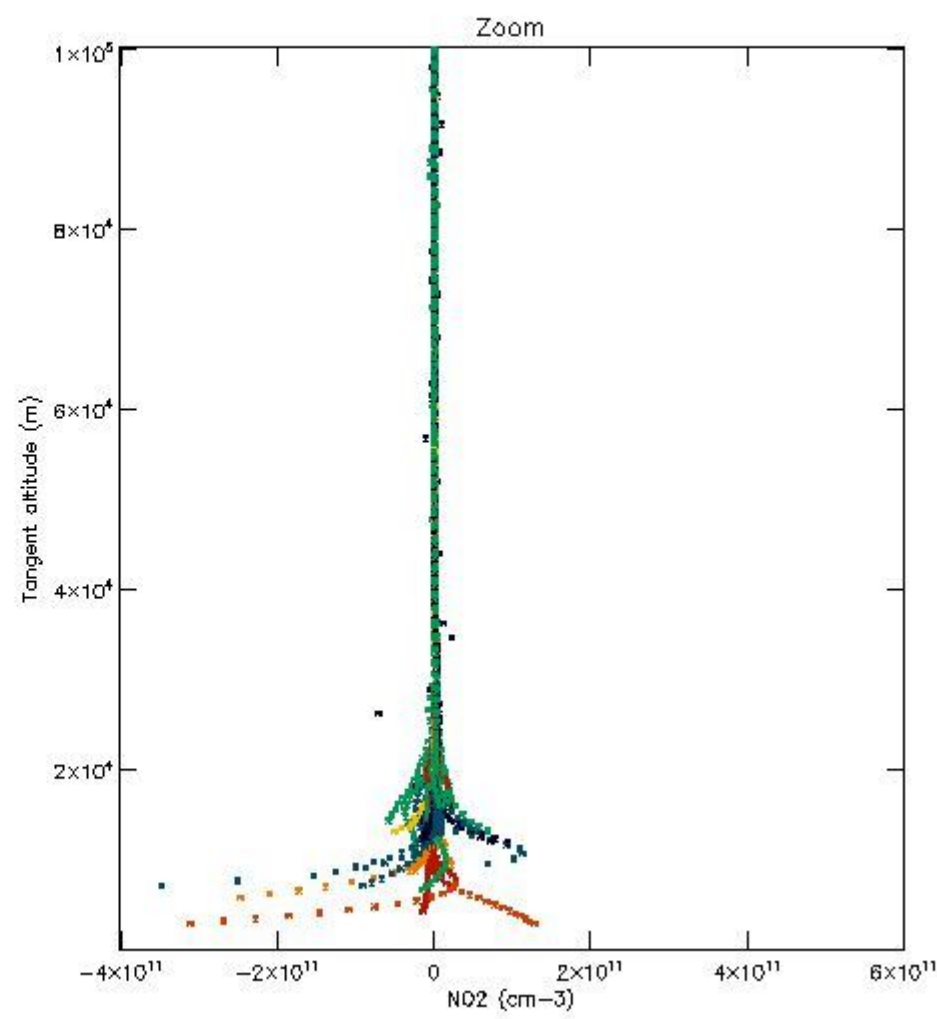
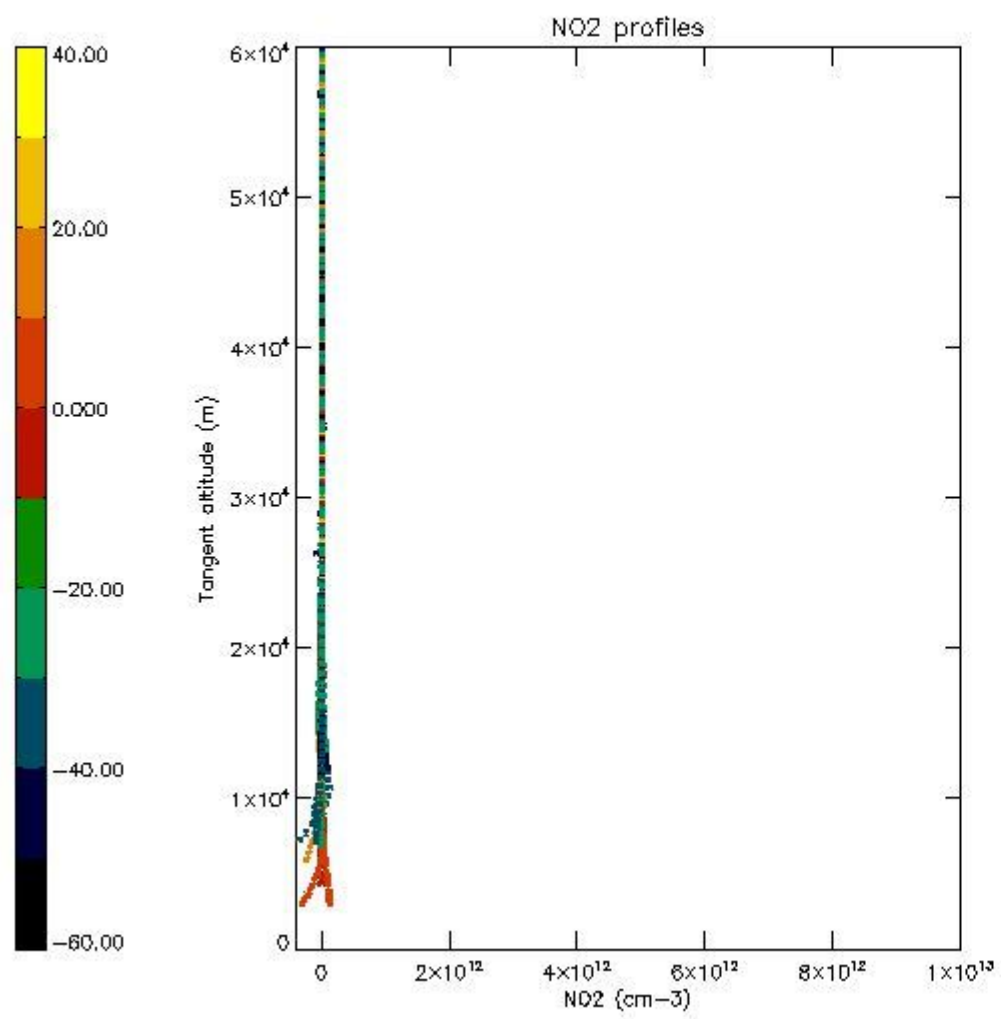
5.5 Plot ozone profiles where STD < 5% (dark without errors)

The colorbar represents the latitude.



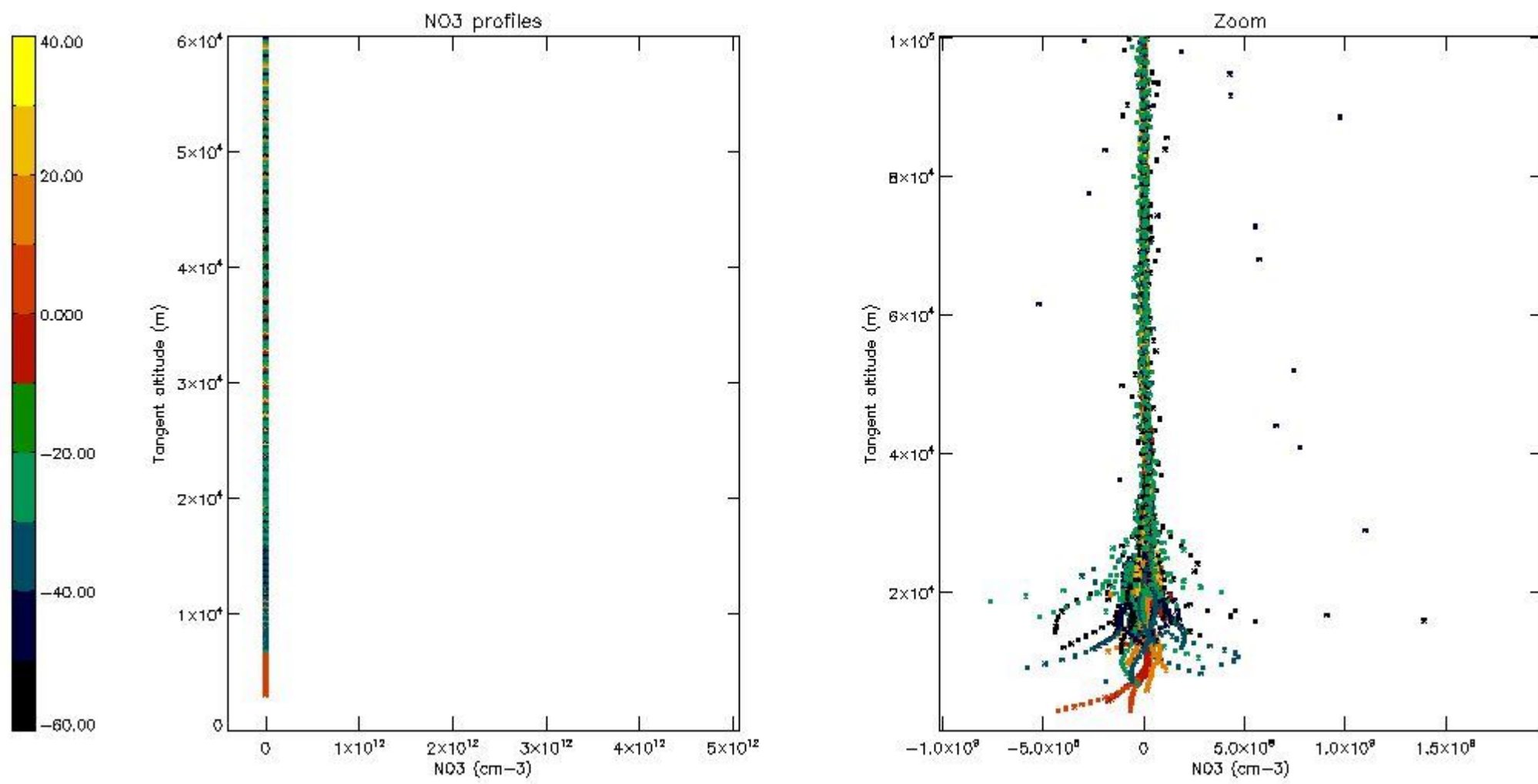
5.6 Plot NO₂ profiles for all STD (dark without errors)

The colorbar represents the latitude.



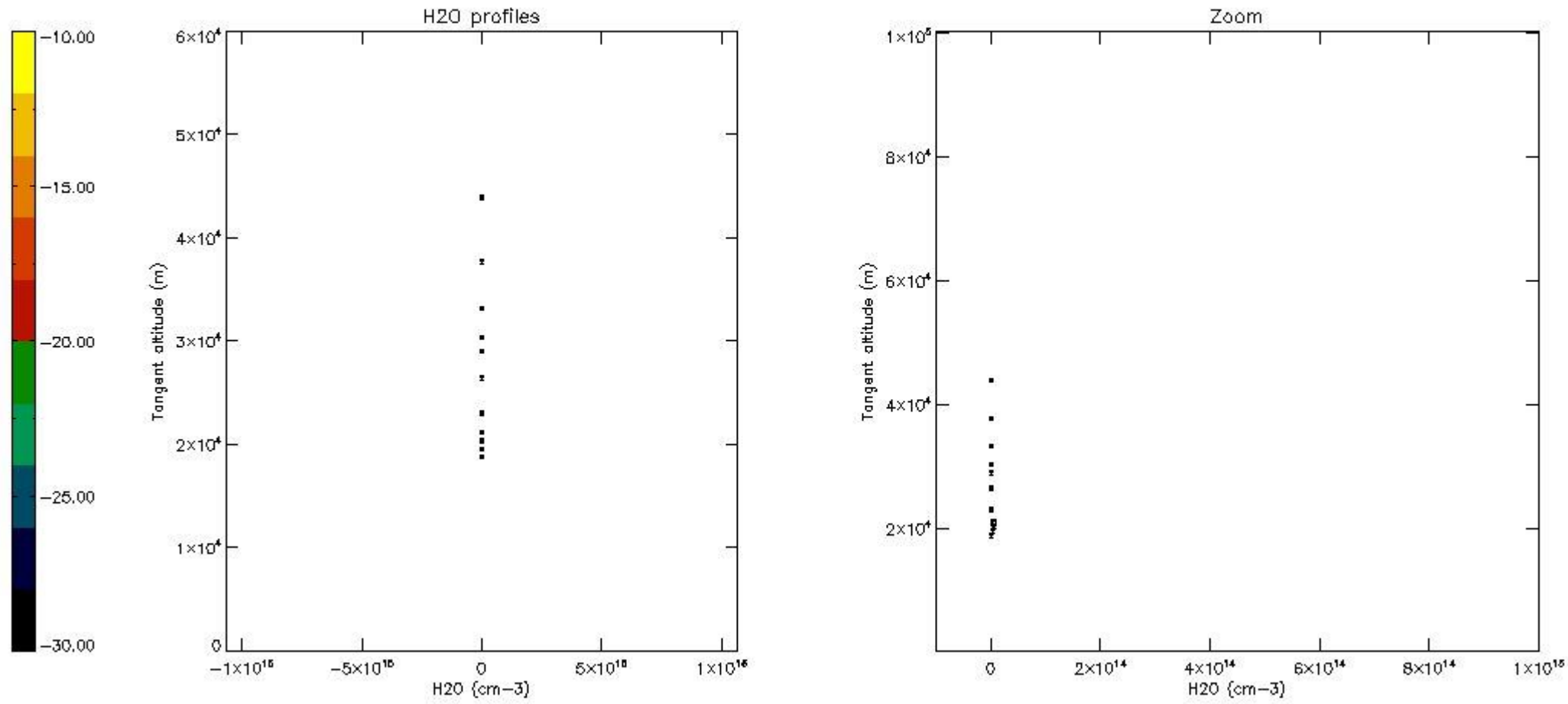
5.7 Plot NO3 profiles for all STD (dark without errors)

The colorbar represents the latitude.



5.8 Plot H2O profiles for all STD (only for occultations of stars 1,2,3,4,13,14,16,26,63 dark without errors)

The colorbar represents the latitude.



6. Auxiliary Data Files used for the production reported in section 2

The number reported in the third column indicates since which file (see list in section 2) the corresponding auxiliary file has been used. The fourth column is the date of those product files.

Type	Auxiliary Filename	Used since product	Used since product date
INST_PHYS_CHARACTERISTICS	GOM_INS_AXVIEC20091111_143220_20030716_120000_20500101_000000	1	19-FEB-2006 00:01:09
LEVEL-2_PROC_CONFIG	GOM_PR2_AXVIEC20091111_152718_20020301_000000_20500101_000000	1	19-FEB-2006 00:01:09
CROSS_SECTIONS_FILE	GOM_CRS_AXVIEC20091111_154832_20020301_000000_20500101_000000	1	19-FEB-2006 00:01:09

GOMOS Level 2 Daily Report

SUMMARY

[1. General Info](#)

[2. Summary of processed GOM_NL_2P products](#)

[3. Level 2 Quality information per product](#)

[3.1 Plot of level 2 quality information per product \(time dependant\)](#)

[3.2 Plot of level 2 quality information per product \(world map\)](#)

[4. Level 1 Quality information per product \(stored on level 2 products\)](#)

[4.1 Plot of level 1 quality information per product \(time dependant\)](#)

[4.1.1 Plot of level 1 quality information per product \(time dependant\): ASCENDING](#)

[4.1.2 Plot of level 1 quality information per product \(time dependant\): DESCENDING](#)

[4.2 Plot of level 1 quality information per product \(world map\)](#)

[4.2.1 Plot of level 1 quality information per product \(world map\): ASCENDING](#)

[4.2.2 Plot of level 1 quality information per product \(world map\): DESCENDING](#)

[5. Ozone profiles based on quality statistics and other trace gas profiles](#)

[5.1 Ozone statistics based on quality of products](#)

[5.2 Plot ozone profiles for all STD \(dark without errors\)](#)

[5.3 Plot ozone profiles where STD < 20% \(dark without errors\)](#)

[5.4. Plot ozone profiles where STD < 10% \(dark without errors\)](#)

[5.5. Plot ozone profiles where STD < 5% \(dark without errors\)](#)

[5.6 Plot NO2 profiles for all STD \(dark without errors\)](#)

[5.7 Plot NO3 profiles for all STD \(dark without errors\)](#)

[5.8 Plot H2O profiles \(only for occultations of stars 1,2,3,4,13,14,16,26,63 dark without errors\) for all STD](#)

[6. Auxiliary Data Files used for the production reported in section 2](#)

This report presents the daily analysis on parameters extracted from GOMOS level 2 data (GOM_NL__2P). It is intended to monitor some important parameters that will impact the quality of these products. A list of level 2 products (and content) that have arrived during the reporting day to the PCF is also given.

Item	Value
Time of report generation	22APR2013 15:55:03
Data source version	GOMOS/6.01
Start time of products	19-02-2006 (19FEB2006 00:00:00)
Stop time of products	20-02-2006 (20FEB2006 00:00:00)
Store outputs in DB	Yes
Nb of level 2 prods	221
Nb of prods with errors	0

2. Summary of processed GOM_NL__2P products.

Nr	Filename	UTC Start time	Limb	Duration	Star Id	Star Name	Star Mag	Star Temp	Nb Meas	Orbit	Prod. error
1	GOM_NL__2PRFIN20060219_000109_000000392045_00173_20768_8842.N1	19-FEB-2006 00:01:09	Dark	39.000	147	Alp Ara	2.8770	26000.	78	20768	No
2	GOM_NL__2PRFIN20060219_000233_000000402045_00173_20768_8843.N1	19-FEB-2006 00:02:33	Dark	40.000	141	Bet Ara	2.8400	4600.0	80	20768	No
3	GOM_NL__2PRFIN20060219_000630_000000402045_00174_20769_8822.N1	19-FEB-2006 00:06:30	Dark	40.000	134	Bet TrA	2.8100	6600.0	80	20769	No
4	GOM_NL__2PRFIN20060219_000851_000000552045_00174_20769_8823.N1	19-FEB-2006 00:08:51	Dark	55.000	4	Alp1Cen	-0.010000	5800.0	110	20769	No
5	GOM_NL__2PRFIN20060219_001308_000000402045_00174_20769_8824.N1	19-FEB-2006 00:13:08	Dark	40.000	12	Alp1Cru	0.77500	30000.	80	20769	No
6	GOM_NL__2PRFIN20060219_001518_000000362045_00174_20769_8825.N1	19-FEB-2006 00:15:18	Dark	35.500	29	Bet Car	1.6720	10200.	71	20769	No
7	GOM_NL__2PRFIN20060219_001759_000000422045_00174_20769_8826.N1	19-FEB-2006 00:17:59	Dark	41.500	71	lot Car	2.2460	7700.0	83	20769	No
8	GOM_NL__2PRFIN20060219_001935_000000412045_00174_20769_8827.N1	19-FEB-2006 00:19:35	Straylight	40.500	46	Del Vel	1.9540	10600.	81	20769	No
9	GOM_NL__2PRFIN20060219_002221_000000432045_00174_20769_8828.N1	19-FEB-2006 00:22:21	Straylight	43.000	65	Lam Vel	2.2040	4400.0	86	20769	No
10	GOM_NL__2PRFIN20060219_002819_000000402045_00174_20769_8829.N1	19-FEB-2006 00:28:19	Straylight	40.000	132	15Rho Pup	2.8030	6900.0	80	20769	No
11	GOM_NL__2PRFIN20060219_003647_000000422045_00174_20769_8830.N1	19-FEB-2006 00:36:47	Bright	42.000	8	10Alp CMi	0.40000	6500.0	84	20769	No
12	GOM_NL__2PRFIN20060219_004300_000000382045_00174_20769_8831.N1	19-FEB-2006 00:43:00	Bright	37.500	17	78Bet Gem	1.1610	4500.0	75	20769	No
13	GOM_NL__2PRFIN20060219_004410_000000382045_00174_20769_8832.N1	19-FEB-2006 00:44:10	Bright	37.500	24	66Alp Gem	1.5800	10200.	75	20769	No
14	GOM_NL__2PRFIN20060219_010018_000000352045_00174_20769_8833.N1	19-FEB-2006 01:00:18	Bright	35.000	49	1Alp UMi	1.9900	6300.0	70	20769	No
15	GOM_NL__2PRFIN20060219_010725_000000362045_00174_20769_8834.N1	19-FEB-2006 01:07:25	Bright	35.500	89	5Alp Cep	2.4510	8000.0	71	20769	No
16	GOM_NL__2PRFIN20060219_011232_000000332045_00174_20769_8835.N1	19-FEB-2006 01:12:32	Bright	33.000	19	50Alp Cyg	1.2460	10500.	66	20769	No
17	GOM_NL__2PRFIN20060219_011407_000000332045_00174_20769_8836.N1	19-FEB-2006 01:14:07	Bright	33.000	66	37Gam Cyg	2.2080	5900.0	66	20769	No
18	GOM_NL__2PRFIN20060219_012222_000000342045_00174_20769_8837.N1	19-FEB-2006 01:22:22	Bright	34.000	168	17Zet Aql	2.9860	11000.	68	20769	No
19	GOM_NL__2PRFIN20060219_013339_000000392045_00174_20769_8838.N1	19-FEB-2006 01:33:39	Dark	39.000	57	34Sig Sgr	2.0660	26000.	78	20769	No
20	GOM_NL__2PRFIN20060219_013630_000000412045_00174_20769_8839.N1	19-FEB-2006 01:36:30	Dark	40.500	38	20Eps Sgr	1.8360	11000.	81	20769	No
21	GOM_NL__2PRFIN20060219_014002_000000512045_00174_20769_8840.N1	19-FEB-2006 01:40:02	Dark	51.000	40	The Sco	1.8590	7100.0	102	20769	No
22	GOM_NL__2PRFIN20060219_014145_000000402045_00174_20769_8841.N1	19-FEB-2006 01:41:45	Dark	40.000	147	Alp Ara	2.8770	26000.	80	20769	No
23	GOM_NL__2PRFIN20060219_014309_000000422045_00174_20769_8842.N1	19-FEB-2006 01:43:09	Dark	42.000	141	Bet Ara	2.8400	4600.0	84	20769	No
24	GOM_NL__2PRFIN20060219_014707_000000412045_00175_20770_8822.N1	19-FEB-2006 01:47:07	Dark	41.000	134	Bet TrA	2.8100	6600.0	82	20770	No
25	GOM_NL__2PRFIN20060219_014928_000000462045_00175_20770_8823.N1	19-FEB-2006 01:49:28	Dark	46.000	4	Alp1Cen	-0.010000	5800.0	92	20770	No
26	GOM_NL__2PRFIN20060219_015345_000000472045_00175_20770_8824.N1	19-FEB-2006 01:53:45	Dark	47.000	12	Alp1Cru	0.77500	30000.	94	20770	No
27	GOM_NL__2PRFIN20060219_015554_000000432045_00175_20770_8825.N1	19-FEB-2006 01:55:54	Dark	42.500	29	Bet Car	1.6720	10200.	85	20770	No
28	GOM_NL__2PRFIN20060219_015835_000000402045_00175_20770_8826.N1	19-FEB-2006 01:58:35	Dark	40.000	71	lot Car	2.2460	7700.0	80	20770	No
29	GOM_NL__2PRFIN20060219_020011_000000362045_00175_20770_8827.N1	19-FEB-2006 02:00:11	Straylight	36.000	46	Del Vel	1.9540	10600.	72	20770	No
30	GOM_NL__2PRFIN20060219_020257_000000452045_00175_20770_8828.N1	19-FEB-2006 02:02:57	Straylight	45.000	65	Lam Vel	2.2040	4400.0	90	20770	No
31	GOM_NL__2PRFIN20060219_020855_000000412045_00175_20770_8829.N1	19-FEB-2006 02:08:55	Straylight	40.500	132	15Rho Pup	2.8030	6900.0	81	20770	No
32	GOM_NL__2PRFIN20060219_021724_000000402045_00175_20770_8830.N1	19-FEB-2006 02:17:24	Bright	39.500	8	10Alp CMi	0.40000	6500.0	79	20770	No
33	GOM_NL__2PRFIN20060219_022336_000000392045_00175_20770_8831.N1	19-FEB-2006 02:23:36	Bright	39.000	17	78Bet Gem	1.1610	4500.0	78	20770	No
34	GOM_NL__2PRFIN20060219_022446_000000362045_00175_20770_8832.N1	19-FEB-2006 02:24:46	Bright	35.500	24	66Alp Gem	1.5800	10200.	71	20770	No
35	GOM_NL__2PRFIN20060219_024054_000000362045_00175_20770_8833.N1	19-FEB-2006 02:40:54	Bright	36.000	49	1Alp UMi	1.9900	6300.0	72	20770	No
36	GOM_NL__2PRFIN20060219_024801_000000352045_00175_20770_8834.N1	19-FEB-2006 02:48:01	Bright	34.500	89	5Alp Cep	2.4510	8000.0	69	20770	No
37	GOM_NL__2PRFIN20060219_025308_000000342045_00175_20770_8835.N1	19-FEB-2006 02:53:08	Bright	33.500	19	50Alp Cyg	1.2460	10500.	67	20770	No
38	GOM_NL__2PRFIN20060219_025444_000000332045_00175_20770_8836.N1	19-FEB-2006 02:54:44	Bright	33.000	66	37Gam Cyg	2.2080	5900.0	66	20770	No
39	GOM_NL__2PRFIN20060219_030259_000000352045_00175_20770_8837.N1	19-FEB-2006 03:02:59	Bright	35.000	168	17Zet Aql	2.9860	11000.	70	20770	No
40	GOM_NL__2PRFIN20060219_031234_000000392045_00175_20770_8838.N1	19-FEB-2006 03:12:34	Twilight	39.000	155	41Pi Sgr	2.9000	6600.0	78	20770	No
41	GOM_NL__2PRFIN20060219_031416_000000402045_00175_20770_8839.N1	19-FEB-2006 03:14:16	Dark	40.000	57	34Sig Sgr	2.0660	26000.	80	20770	No
42	GOM_NL__2PRFIN20060219_031707_000000392045_00175_20770_8840.N1	19-FEB-2006 03:17:07	Dark	38.500	38	20Eps Sgr	1.8360	11000.	77	20770	No

43	GOM_NL__2PRFIN20060219_032039_000000442045_00175_20770_8841.N1	19-FEB-2006 03:20:39	Dark	43.500	40	The Sco	1.8590	7100.0	87	20770	No
44	GOM_NL__2PRFIN20060219_032222_000000382045_00175_20770_8842.N1	19-FEB-2006 03:22:22	Dark	38.000	147	Alp Ara	2.8770	26000.	76	20770	No
45	GOM_NL__2PRFIN20060219_032346_000000452045_00175_20770_8843.N1	19-FEB-2006 03:23:46	Dark	45.000	141	Bet Ara	2.8400	4600.0	90	20770	No
46	GOM_NL__2PRFIN20060219_032743_000000392045_00176_20771_8822.N1	19-FEB-2006 03:27:43	Dark	39.000	134	Bet TrA	2.8100	6600.0	78	20771	No
47	GOM_NL__2PRFIN20060219_033004_000000442045_00176_20771_8823.N1	19-FEB-2006 03:30:04	Dark	43.500	4	Alp1Cen	-0.010000	5800.0	87	20771	No
48	GOM_NL__2PRFIN20060219_033421_000000392045_00176_20771_8824.N1	19-FEB-2006 03:34:21	Dark	38.500	12	Alp1Cru	0.77500	30000.	77	20771	No
49	GOM_NL__2PRFIN20060219_033631_000000382045_00176_20771_8825.N1	19-FEB-2006 03:36:31	Dark	37.500	29	Bet Car	1.6720	10200.	75	20771	No
50	GOM_NL__2PRFIN20060219_033912_000000372045_00176_20771_8826.N1	19-FEB-2006 03:39:12	Dark	37.000	71	lot Car	2.2460	7700.0	74	20771	No
51	GOM_NL__2PRFIN20060219_034047_000000382045_00176_20771_8827.N1	19-FEB-2006 03:40:47	Straylight	37.500	46	Del Vel	1.9540	10600.	75	20771	No
52	GOM_NL__2PRFIN20060219_034333_000000442045_00176_20771_8828.N1	19-FEB-2006 03:43:33	Straylight	44.000	65	Lam Vel	2.2040	4400.0	88	20771	No
53	GOM_NL__2PRFIN20060219_034931_000000392045_00176_20771_8829.N1	19-FEB-2006 03:49:31	Straylight	39.000	132	15Rho Pup	2.8030	6900.0	78	20771	No
54	GOM_NL__2PRFIN20060219_035800_000000422045_00176_20771_8830.N1	19-FEB-2006 03:58:00	Bright	41.500	8	10Alp CMi	0.40000	6500.0	83	20771	No
55	GOM_NL__2PRFIN20060219_040412_000000402045_00176_20771_8831.N1	19-FEB-2006 04:04:12	Bright	39.500	17	78Bet Gem	1.1610	4500.0	79	20771	No
56	GOM_NL__2PRFIN20060219_040522_000000372045_00176_20771_8832.N1	19-FEB-2006 04:05:22	Bright	37.000	24	66Alp Gem	1.5800	10200.	74	20771	No
57	GOM_NL__2PRFIN20060219_042130_000000362045_00176_20771_8833.N1	19-FEB-2006 04:21:30	Bright	36.000	49	1Alp UMi	1.9900	6300.0	72	20771	No
58	GOM_NL__2PRFIN20060219_042838_000000372045_00176_20771_8834.N1	19-FEB-2006 04:28:38	Bright	36.500	89	5Alp Cep	2.4510	8000.0	73	20771	No
59	GOM_NL__2PRFIN20060219_043344_000000352045_00176_20771_8835.N1	19-FEB-2006 04:33:44	Bright	35.000	19	50Alp Cyg	1.2460	10500.	70	20771	No
60	GOM_NL__2PRFIN20060219_043520_000000342045_00176_20771_8836.N1	19-FEB-2006 04:35:20	Bright	33.500	66	37Gam Cyg	2.2080	5900.0	67	20771	No
61	GOM_NL__2PRFIN20060219_044335_000000362045_00176_20771_8837.N1	19-FEB-2006 04:43:35	Bright	35.500	168	17Zet Aql	2.9860	11000.	71	20771	No
62	GOM_NL__2PRFIN20060219_045310_000000402045_00176_20771_8838.N1	19-FEB-2006 04:53:10	Twilight	40.000	155	41Pi Sgr	2.9000	6600.0	80	20771	No
63	GOM_NL__2PRFIN20060219_045452_000000422045_00176_20771_8839.N1	19-FEB-2006 04:54:52	Dark	42.000	57	34Sig Sgr	2.0660	26000.	84	20771	No
64	GOM_NL__2PRFIN20060219_045743_000000442045_00176_20771_8840.N1	19-FEB-2006 04:57:43	Dark	43.500	38	20Eps Sgr	1.8360	11000.	87	20771	No
65	GOM_NL__2PRFIN20060219_050116_000000442045_00176_20771_8841.N1	19-FEB-2006 05:01:16	Dark	44.000	40	The Sco	1.8590	7100.0	88	20771	No
66	GOM_NL__2PRFIN20060219_050258_000000392045_00176_20771_8842.N1	19-FEB-2006 05:02:58	Dark	38.500	147	Alp Ara	2.8770	26000.	77	20771	No
67	GOM_NL__2PRFIN20060219_050422_000000432045_00176_20771_8843.N1	19-FEB-2006 05:04:22	Dark	42.500	141	Bet Ara	2.8400	4600.0	85	20771	No
68	GOM_NL__2PRFIN20060219_050820_000000392045_00177_20772_8822.N1	19-FEB-2006 05:08:20	Dark	38.500	134	Bet TrA	2.8100	6600.0	77	20772	No
69	GOM_NL__2PRFIN20060219_051041_000000502045_00177_20772_8823.N1	19-FEB-2006 05:10:41	Dark	49.500	4	Alp1Cen	-0.010000	5800.0	99	20772	No
70	GOM_NL__2PRFIN20060219_051458_000000512045_00177_20772_8824.N1	19-FEB-2006 05:14:58	Dark	51.000	12	Alp1Cru	0.77500	30000.	102	20772	No
71	GOM_NL__2PRFIN20060219_051707_000000382045_00177_20772_8825.N1	19-FEB-2006 05:17:07	Dark	37.500	29	Bet Car	1.6720	10200.	75	20772	No
72	GOM_NL__2PRFIN20060219_051948_000000392045_00177_20772_8826.N1	19-FEB-2006 05:19:48	Dark	39.000	71	lot Car	2.2460	7700.0	78	20772	No
73	GOM_NL__2PRFIN20060219_052123_000000392045_00177_20772_8827.N1	19-FEB-2006 05:21:23	Straylight	39.000	46	Del Vel	1.9540	10600.	78	20772	No
74	GOM_NL__2PRFIN20060219_052409_000000432045_00177_20772_8828.N1	19-FEB-2006 05:24:09	Straylight	42.500	65	Lam Vel	2.2040	4400.0	85	20772	No
75	GOM_NL__2PRFIN20060219_053008_000000372045_00177_20772_8829.N1	19-FEB-2006 05:30:08	Straylight	36.500	132	15Rho Pup	2.8030	6900.0	73	20772	No
76	GOM_NL__2PRFIN20060219_053836_000000402045_00177_20772_8830.N1	19-FEB-2006 05:38:36	Bright	40.000	8	10Alp CMi	0.40000	6500.0	80	20772	No
77	GOM_NL__2PRFIN20060219_054449_000000392045_00177_20772_8831.N1	19-FEB-2006 05:44:49	Bright	38.500	17	78Bet Gem	1.1610	4500.0	77	20772	No
78	GOM_NL__2PRFIN20060219_054558_000000372045_00177_20772_8832.N1	19-FEB-2006 05:45:58	Bright	37.000	24	66Alp Gem	1.5800	10200.	74	20772	No
79	GOM_NL__2PRFIN20060219_060206_000000362045_00177_20772_8833.N1	19-FEB-2006 06:02:06	Bright	35.500	49	1Alp UMi	1.9900	6300.0	71	20772	No
80	GOM_NL__2PRFIN20060219_060914_000000372045_00177_20772_8834.N1	19-FEB-2006 06:09:14	Bright	36.500	89	5Alp Cep	2.4510	8000.0	73	20772	No
81	GOM_NL__2PRFIN20060219_061420_000000342045_00177_20772_8835.N1	19-FEB-2006 06:14:20	Bright	33.500	19	50Alp Cyg	1.2460	10500.	67	20772	No
82	GOM_NL__2PRFIN20060219_061556_000000342045_00177_20772_8836.N1	19-FEB-2006 06:15:56	Bright	34.000	66	37Gam Cyg	2.2080	5900.0	68	20772	No
83	GOM_NL__2PRFIN20060219_062411_000000352045_00177_20772_8837.N1	19-FEB-2006 06:24:11	Bright	35.000	168	17Zet Aql	2.9860	11000.	70	20772	No
84	GOM_NL__2PRFIN20060219_063347_000000402045_00177_20772_8838.N1	19-FEB-2006 06:33:47	Twilight	40.000	155	41Pi Sgr	2.9000	6600.0	80	20772	No
85	GOM_NL__2PRFIN20060219_063528_000000392045_00177_20772_8839.N1	19-FEB-2006 06:35:28	Dark	39.000	57	34Sig Sgr	2.0660	26000.	78	20772	No
86	GOM_NL__2PRFIN20060219_063820_000000412045_00177_20772_8840.N1	19-FEB-2006 06:38:20	Dark	40.500	38	20Eps Sgr	1.8360	11000.	81	20772	No
87	GOM_NL__2PRFIN20060219_064152_000000432045_00177_20772_8841.N1	19-FEB-2006 06:41:52	Dark	42.500	40	The Sco	1.8590	7100.0	85	20772	No
88	GOM_NL__2PRFIN20060219_064335_000000382045_00177_20772_8842.N1	19-FEB-2006 06:43:35	Dark	38.000	147	Alp Ara	2.8770	26000.	76	20772	No
89	GOM_NL__2PRFIN20060219_064459_000000382045_00177_20772_8843.N1	19-FEB-2006 06:44:59	Dark	37.500	141	Bet Ara	2.8400	4600.0	75	20772	No
90	GOM_NL__2PRFIN20060219_064856_000000392045_00178_20773_8822.N1	19-FEB-2006 06:48:56	Dark	38.500	134	Bet TrA	2.8100	6600.0	77	20773	No
91	GOM_NL__2PRFIN20060219_065118_000000462045_00178_20773_8823.N1	19-FEB-2006 06:51:18	Dark	45.500	4	Alp1Cen	-0.010000	5800.0	91	20773	No
92	GOM_NL__2PRFIN20060219_065534_000000442045_00178_20773_8824.N1	19-FEB-2006 06:55:34	Dark	44.000	12	Alp1Cru	0.77500	30000.	88	20773	No
93	GOM_NL__2PRFIN20060219_065743_000000372045_00178_20773_8825.N1	19-FEB-2006 06:57:43	Dark	36.500	29	Bet Car	1.6720	10200.	73	20773	No
94	GOM_NL__2PRFIN20060219_070024_000000412045_00178_20773_8826.N1	19-FEB-2006 07:00:24	Dark	41.000	71	lot Car	2.2460	7700.0	82	20773	No
95	GOM_NL__2PRFIN20060219_070159_000000392045_00178_20773_8827.N1	19-FEB-2006 07:01:59	Straylight	39.000	46	Del Vel	1.9540	10600.	78	20773	No
96	GOM_NL__2PRFIN20060219_070446_000000422045_00178_20773_8828.N1	19-FEB-2006 07:04:46	Straylight	42.000	65	Lam Vel	2.2040	4400.0	84	20773	No
97	GOM_NL__2PRFIN20060219_071044_000000372045_00178_20773_8829.N1	19-FEB-2006 07:10:44	Straylight	36.500	132	15Rho Pup	2.8030	6900.0	73	20773	No
98	GOM_NL__2PRFIN20060219_071912_000000422045_00178_20773_8830.N1	19-FEB-2006 07:19:12	Bright	42.000	8	10Alp CMi	0.40000	6500.0	84	20773	No
99	GOM_NL__2PRFIN20060219_072525_000000392045_00178_20773_8831.N1	19-FEB-2006 07:25:25	Bright	38.500	17	78Bet Gem	1.1610	4500.0	77	20773	No
100	GOM_NL__2PRFIN20060219_072634_000000362045_00178_20773_8832.N1	19-FEB-2006 07:26:34	Bright	35.500	24	66Alp Gem	1.5800	10200.	71	20773	No
101	GOM_NL__2PRFIN20060219_074242_000000332045_00178_20773_8833.N1	19-FEB-2006 07:42:42	Bright	32.500	49	1Alp UMi	1.9900	6300.0	65	20773	No

102	GOM_NL__2PRFIN20060219_074950_000000352045_00178_20773_8834.N1	19-FEB-2006 07:49:50	Bright	35.000	89	5Alp Cep	2.4510	8000.0	70	20773	No
103	GOM_NL__2PRFIN20060219_075456_000000342045_00178_20773_8835.N1	19-FEB-2006 07:54:56	Bright	34.000	19	50Alp Cyg	1.2460	10500.	68	20773	No
104	GOM_NL__2PRFIN20060219_075632_000000332045_00178_20773_8836.N1	19-FEB-2006 07:56:32	Bright	33.000	66	37Gam Cyg	2.2080	5900.0	66	20773	No
105	GOM_NL__2PRFIN20060219_080447_000000362045_00178_20773_8837.N1	19-FEB-2006 08:04:47	Bright	36.000	168	17Zet Aql	2.9860	11000.	72	20773	No
106	GOM_NL__2PRFIN20060219_081423_000000402045_00178_20773_8838.N1	19-FEB-2006 08:14:23	Twilight	39.500	155	41Pi Sgr	2.9000	6600.0	79	20773	No
107	GOM_NL__2PRFIN20060219_081604_000000412045_00178_20773_8839.N1	19-FEB-2006 08:16:04	Dark	40.500	57	34Sig Sgr	2.0660	26000.	81	20773	No
108	GOM_NL__2PRFIN20060219_081856_000000422045_00178_20773_8840.N1	19-FEB-2006 08:18:56	Dark	42.000	38	20Eps Sgr	1.8360	11000.	84	20773	No
109	GOM_NL__2PRFIN20060219_082229_000000492045_00178_20773_8841.N1	19-FEB-2006 08:22:29	Dark	48.500	40	The Sco	1.8590	7100.0	97	20773	No
110	GOM_NL__2PRFIN20060219_082411_000000382045_00178_20773_8842.N1	19-FEB-2006 08:24:11	Dark	37.500	147	Alp Ara	2.8770	26000.	75	20773	No
111	GOM_NL__2PRFIN20060219_082535_000000432045_00178_20773_8843.N1	19-FEB-2006 08:25:35	Dark	42.500	141	Bet Ara	2.8400	4600.0	85	20773	No
112	GOM_NL__2PRFIN20060219_082933_000000392045_00179_20774_8857.N1	19-FEB-2006 08:29:33	Dark	38.500	134	Bet TrA	2.8100	6600.0	77	20774	No
113	GOM_NL__2PRFIN20060219_083154_000000572045_00179_20774_8858.N1	19-FEB-2006 08:31:54	Dark	57.000	4	Alp1Cen	-0.010000	5800.0	114	20774	No
114	GOM_NL__2PRFIN20060219_083611_000000432045_00179_20774_8859.N1	19-FEB-2006 08:36:11	Dark	43.000	12	Alp1Cru	0.77500	30000.	86	20774	No
115	GOM_NL__2PRFIN20060219_083819_000000382045_00179_20774_8860.N1	19-FEB-2006 08:38:19	Dark	38.000	29	Bet Car	1.6720	10200.	76	20774	No
116	GOM_NL__2PRFIN20060219_084100_000000402045_00179_20774_8861.N1	19-FEB-2006 08:41:00	Dark	39.500	71	lot Car	2.2460	7700.0	79	20774	No
117	GOM_NL__2PRFIN20060219_084235_000000372045_00179_20774_8862.N1	19-FEB-2006 08:42:35	Straylight	36.500	46	Del Vel	1.9540	10600.	73	20774	No
118	GOM_NL__2PRFIN20060219_084522_000000442045_00179_20774_8863.N1	19-FEB-2006 08:45:22	Straylight	44.000	65	Lam Vel	2.2040	4400.0	88	20774	No
119	GOM_NL__2PRFIN20060219_085120_000000382045_00179_20774_8864.N1	19-FEB-2006 08:51:20	Straylight	38.000	132	15Rho Pup	2.8030	6900.0	76	20774	No
120	GOM_NL__2PRFIN20060219_085948_000000422045_00179_20774_8865.N1	19-FEB-2006 08:59:48	Bright	41.500	8	10Alp CMi	0.40000	6500.0	83	20774	No
121	GOM_NL__2PRFIN20060219_090601_000000372045_00179_20774_8866.N1	19-FEB-2006 09:06:01	Bright	36.500	17	78Bet Gem	1.1610	4500.0	73	20774	No
122	GOM_NL__2PRFIN20060219_090710_000000352045_00179_20774_8867.N1	19-FEB-2006 09:07:10	Bright	35.000	24	66Alp Gem	1.5800	10200.	70	20774	No
123	GOM_NL__2PRFIN20060219_092318_000000342045_00179_20774_8868.N1	19-FEB-2006 09:23:18	Bright	34.000	49	1Alp UMi	1.9900	6300.0	68	20774	No
124	GOM_NL__2PRFIN20060219_093026_000000372045_00179_20774_8869.N1	19-FEB-2006 09:30:26	Bright	36.500	89	5Alp Cep	2.4510	8000.0	73	20774	No
125	GOM_NL__2PRFIN20060219_093532_000000352045_00179_20774_8870.N1	19-FEB-2006 09:35:32	Bright	35.000	19	50Alp Cyg	1.2460	10500.	70	20774	No
126	GOM_NL__2PRFIN20060219_093708_000000342045_00179_20774_8871.N1	19-FEB-2006 09:37:08	Bright	34.000	66	37Gam Cyg	2.2080	5900.0	68	20774	No
127	GOM_NL__2PRFIN20060219_094524_000000352045_00179_20774_8872.N1	19-FEB-2006 09:45:24	Bright	35.000	168	17Zet Aql	2.9860	11000.	70	20774	No
128	GOM_NL__2PRFIN20060219_095459_000000392045_00179_20774_8873.N1	19-FEB-2006 09:54:59	Twilight	38.500	155	41Pi Sgr	2.9000	6600.0	77	20774	No
129	GOM_NL__2PRFIN20060219_095641_000000392045_00179_20774_8874.N1	19-FEB-2006 09:56:41	Dark	39.000	57	34Sig Sgr	2.0660	26000.	78	20774	No
130	GOM_NL__2PRFIN20060219_095932_000000402045_00179_20774_8875.N1	19-FEB-2006 09:59:32	Dark	40.000	38	20Eps Sgr	1.8360	11000.	80	20774	No
131	GOM_NL__2PRFIN20060219_100305_000000452045_00179_20774_8876.N1	19-FEB-2006 10:03:05	Dark	45.000	40	The Sco	1.8590	7100.0	90	20774	No
132	GOM_NL__2PRFIN20060219_100447_000000382045_00179_20774_8877.N1	19-FEB-2006 10:04:47	Dark	37.500	147	Alp Ara	2.8770	26000.	75	20774	No
133	GOM_NL__2PRFIN20060219_100611_000000392045_00179_20774_8878.N1	19-FEB-2006 10:06:11	Dark	39.000	141	Bet Ara	2.8400	4600.0	78	20774	No
134	GOM_NL__2PRFIN20060219_101009_000000402045_00180_20775_8857.N1	19-FEB-2006 10:10:09	Dark	39.500	134	Bet TrA	2.8100	6600.0	79	20775	No
135	GOM_NL__2PRFIN20060219_101231_000000572045_00180_20775_8858.N1	19-FEB-2006 10:12:31	Dark	57.000	4	Alp1Cen	-0.010000	5800.0	114	20775	No
136	GOM_NL__2PRFIN20060219_101647_000000472045_00180_20775_8859.N1	19-FEB-2006 10:16:47	Dark	47.000	12	Alp1Cru	0.77500	30000.	94	20775	No
137	GOM_NL__2PRFIN20060219_101855_000000432045_00180_20775_8860.N1	19-FEB-2006 10:18:55	Dark	42.500	29	Bet Car	1.6720	10200.	85	20775	No
138	GOM_NL__2PRFIN20060219_102136_000000362045_00180_20775_8861.N1	19-FEB-2006 10:21:36	Dark	36.000	71	lot Car	2.2460	7700.0	72	20775	No
139	GOM_NL__2PRFIN20060219_102312_000000382045_00180_20775_8862.N1	19-FEB-2006 10:23:12	Straylight	38.000	46	Del Vel	1.9540	10600.	76	20775	No
140	GOM_NL__2PRFIN20060219_102558_000000452045_00180_20775_8863.N1	19-FEB-2006 10:25:58	Straylight	45.000	65	Lam Vel	2.2040	4400.0	90	20775	No
141	GOM_NL__2PRFIN20060219_103156_000000392045_00180_20775_8864.N1	19-FEB-2006 10:31:56	Straylight	38.500	132	15Rho Pup	2.8030	6900.0	77	20775	No
142	GOM_NL__2PRFIN20060219_104024_000000412045_00180_20775_8865.N1	19-FEB-2006 10:40:24	Bright	41.000	8	10Alp CMi	0.40000	6500.0	82	20775	No
143	GOM_NL__2PRFIN20060219_104637_000000392045_00180_20775_8866.N1	19-FEB-2006 10:46:37	Bright	38.500	17	78Bet Gem	1.1610	4500.0	77	20775	No
144	GOM_NL__2PRFIN20060219_104746_000000372045_00180_20775_8867.N1	19-FEB-2006 10:47:46	Bright	37.000	24	66Alp Gem	1.5800	10200.	74	20775	No
145	GOM_NL__2PRFIN20060219_110353_000000332045_00180_20775_8868.N1	19-FEB-2006 11:03:53	Bright	32.500	49	1Alp UMi	1.9900	6300.0	65	20775	No
146	GOM_NL__2PRFIN20060219_111102_000000362045_00180_20775_8869.N1	19-FEB-2006 11:11:02	Bright	36.000	89	5Alp Cep	2.4510	8000.0	72	20775	No
147	GOM_NL__2PRFIN20060219_111608_000000342045_00180_20775_8870.N1	19-FEB-2006 11:16:08	Bright	34.000	19	50Alp Cyg	1.2460	10500.	68	20775	No
148	GOM_NL__2PRFIN20060219_111744_000000352045_00180_20775_8871.N1	19-FEB-2006 11:17:44	Bright	34.500	66	37Gam Cyg	2.2080	5900.0	69	20775	No
149	GOM_NL__2PRFIN20060219_112600_000000362045_00180_20775_8872.N1	19-FEB-2006 11:26:00	Bright	36.000	168	17Zet Aql	2.9860	11000.	72	20775	No
150	GOM_NL__2PRFIN20060219_113535_000000382045_00180_20775_8873.N1	19-FEB-2006 11:35:35	Twilight	37.500	155	41Pi Sgr	2.9000	6600.0	75	20775	No
151	GOM_NL__2PRFIN20060219_113717_000000402045_00180_20775_8874.N1	19-FEB-2006 11:37:17	Dark	39.500	57	34Sig Sgr	2.0660	26000.	79	20775	No
152	GOM_NL__2PRFIN20060219_114009_000000412045_00180_20775_8875.N1	19-FEB-2006 11:40:09	Dark	41.000	38	20Eps Sgr	1.8360	11000.	82	20775	No
153	GOM_NL__2PRFIN20060219_114342_000000482045_00180_20775_8876.N1	19-FEB-2006 11:43:42	Dark	48.000	40	The Sco	1.8590	7100.0	96	20775	No
154	GOM_NL__2PRFIN20060219_114524_000000412045_00180_20775_8877.N1	19-FEB-2006 11:45:24	Dark	40.500	147	Alp Ara	2.8770	26000.	81	20775	No
155	GOM_NL__2PRFIN20060219_114647_000000392045_00180_20775_8878.N1	19-FEB-2006 11:46:47	Dark	38.500	141	Bet Ara	2.8400	4600.0	77	20775	No
156	GOM_NL__2PRFIN20060219_115045_000000392045_00181_20776_8857.N1	19-FEB-2006 11:50:45	Dark	39.000	134	Bet TrA	2.8100	6600.0	78	20776	No
157	GOM_NL__2PRFIN20060219_115307_000000432045_00181_20776_8858.N1	19-FEB-2006 11:53:07	Dark	42.500	4	Alp1Cen	-0.010000	5800.0	85	20776	No
158	GOM_NL__2PRFIN20060219_115723_000000482045_00181_20776_8859.N1	19-FEB-2006 11:57:23	Dark	47.500	12	Alp1Cru	0.77500	30000.	95	20776	No
159	GOM_NL__2PRFIN20060219_115931_000000452045_00181_20776_8860.N1	19-FEB-2006 11:59:31	Dark	45.000	29	Bet Car	1.6720	10200.	90	20776	No
160	GOM_NL__2PRFIN20060219_120212_000000372045_00181_20776_8861.N1	19-FEB-2006 12:02:12	Dark	36.500	71	lot Car	2.2460	7700.0	73	20776	No

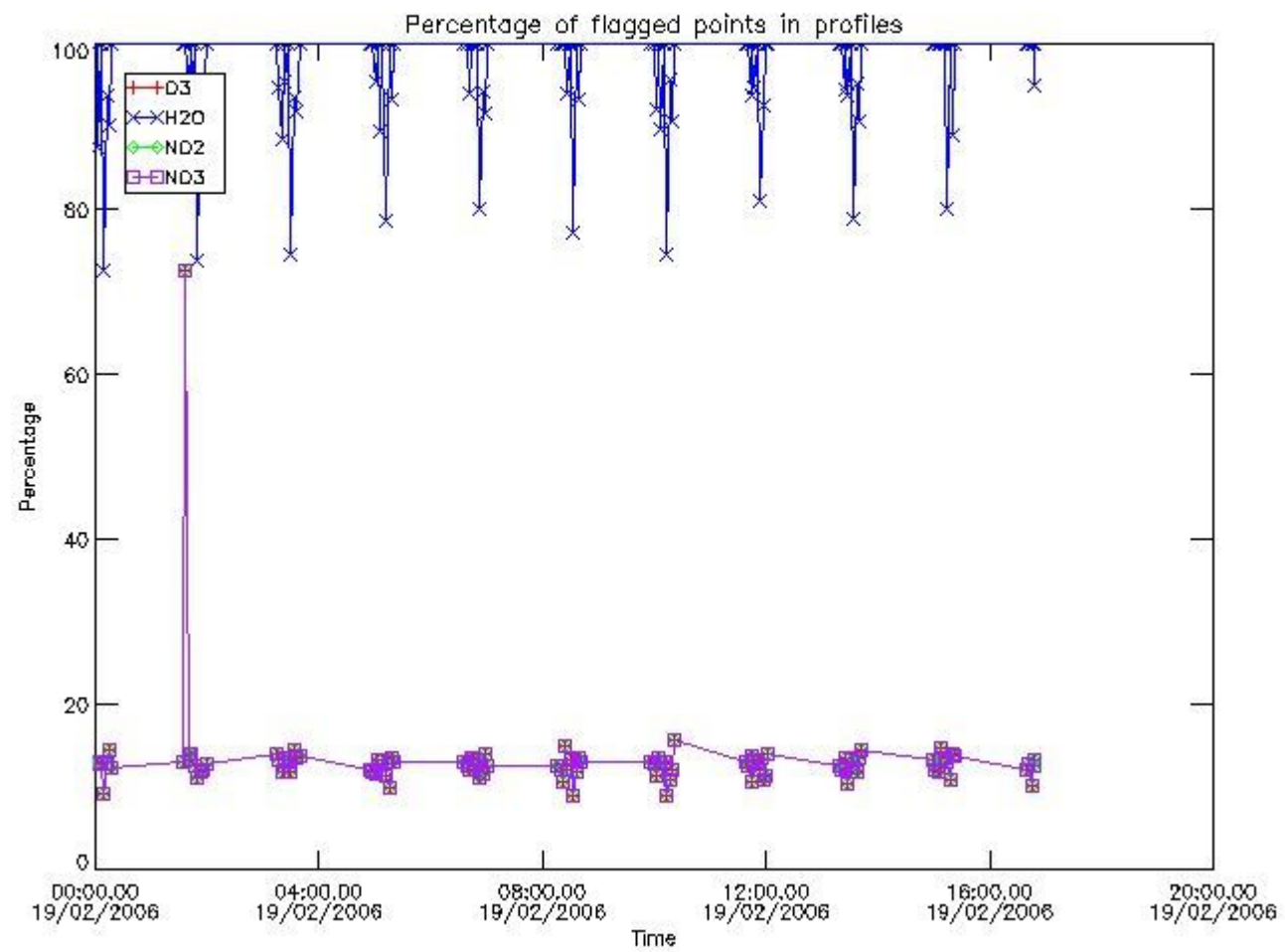
161	GOM_NL__2PRFIN20060219_120347_000000372045_00181_20776_8862.N1	19-FEB-2006 12:03:47	Straylight	37.000	46	Del Vel	1.9540	10600.	74	20776	No
162	GOM_NL__2PRFIN20060219_120634_000000402045_00181_20776_8863.N1	19-FEB-2006 12:06:34	Straylight	40.000	65	Lam Vel	2.2040	4400.0	80	20776	No
163	GOM_NL__2PRFIN20060219_121232_000000412045_00181_20776_8864.N1	19-FEB-2006 12:12:32	Straylight	40.500	132	15Rho Pup	2.8030	6900.0	81	20776	No
164	GOM_NL__2PRFIN20060219_122100_000000412045_00181_20776_8865.N1	19-FEB-2006 12:21:00	Bright	41.000	8	10Alp CMi	0.40000	6500.0	82	20776	No
165	GOM_NL__2PRFIN20060219_122713_000000382045_00181_20776_8866.N1	19-FEB-2006 12:27:13	Bright	38.000	17	78Bet Gem	1.1610	4500.0	76	20776	No
166	GOM_NL__2PRFIN20060219_122822_000000362045_00181_20776_8867.N1	19-FEB-2006 12:28:22	Bright	36.000	24	66Alp Gem	1.5800	10200.	72	20776	No
167	GOM_NL__2PRFIN20060219_124429_000000352045_00181_20776_8868.N1	19-FEB-2006 12:44:29	Bright	34.500	49	1Alp UMi	1.9900	6300.0	69	20776	No
168	GOM_NL__2PRFIN20060219_125138_000000332045_00181_20776_8869.N1	19-FEB-2006 12:51:38	Bright	33.000	89	5Alp Cep	2.4510	8000.0	66	20776	No
169	GOM_NL__2PRFIN20060219_125645_000000342045_00181_20776_8870.N1	19-FEB-2006 12:56:45	Bright	34.000	19	50Alp Cyg	1.2460	10500.	68	20776	No
170	GOM_NL__2PRFIN20060219_125820_000000342045_00181_20776_8871.N1	19-FEB-2006 12:58:20	Bright	33.500	66	37Gam Cyg	2.2080	5900.0	67	20776	No
171	GOM_NL__2PRFIN20060219_130636_000000352045_00181_20776_8872.N1	19-FEB-2006 13:06:36	Bright	35.000	168	17Zet Aql	2.9860	11000.	70	20776	No
172	GOM_NL__2PRFIN20060219_131611_000000412045_00181_20776_8873.N1	19-FEB-2006 13:16:11	Twilight	41.000	155	41Pi Sgr	2.9000	6600.0	82	20776	No
173	GOM_NL__2PRFIN20060219_131753_000000412045_00181_20776_8874.N1	19-FEB-2006 13:17:53	Dark	41.000	57	34Sig Sgr	2.0660	26000.	82	20776	No
174	GOM_NL__2PRFIN20060219_132045_000000432045_00181_20776_8875.N1	19-FEB-2006 13:20:45	Dark	42.500	38	20Eps Sgr	1.8360	11000.	85	20776	No
175	GOM_NL__2PRFIN20060219_132418_000000462045_00181_20776_8876.N1	19-FEB-2006 13:24:18	Dark	45.500	40	The Sco	1.8590	7100.0	91	20776	No
176	GOM_NL__2PRFIN20060219_132600_000000382045_00181_20776_8877.N1	19-FEB-2006 13:26:00	Dark	38.000	147	Alp Ara	2.8770	26000.	76	20776	No
177	GOM_NL__2PRFIN20060219_132724_000000492045_00181_20776_8878.N1	19-FEB-2006 13:27:24	Dark	49.000	141	Bet Ara	2.8400	4600.0	98	20776	No
178	GOM_NL__2PRFIN20060219_133122_000000392045_00182_20777_8857.N1	19-FEB-2006 13:31:22	Dark	38.500	134	Bet TrA	2.8100	6600.0	77	20777	No
179	GOM_NL__2PRFIN20060219_133344_000000462045_00182_20777_8858.N1	19-FEB-2006 13:33:44	Dark	45.500	4	Alp1Cen	-0.010000	5800.0	91	20777	No
180	GOM_NL__2PRFIN20060219_133800_000000432045_00182_20777_8859.N1	19-FEB-2006 13:38:00	Dark	43.000	12	Alp1Cru	0.77500	30000.	86	20777	No
181	GOM_NL__2PRFIN20060219_134007_000000382045_00182_20777_8860.N1	19-FEB-2006 13:40:07	Dark	37.500	29	Bet Car	1.6720	10200.	75	20777	No
182	GOM_NL__2PRFIN20060219_134248_000000362045_00182_20777_8861.N1	19-FEB-2006 13:42:48	Dark	35.500	71	lot Car	2.2460	7700.0	71	20777	No
183	GOM_NL__2PRFIN20060219_134424_000000382045_00182_20777_8862.N1	19-FEB-2006 13:44:24	Straylight	37.500	46	Del Vel	1.9540	10600.	75	20777	No
184	GOM_NL__2PRFIN20060219_134710_000000412045_00182_20777_8863.N1	19-FEB-2006 13:47:10	Straylight	40.500	65	Lam Vel	2.2040	4400.0	81	20777	No
185	GOM_NL__2PRFIN20060219_135308_000000402045_00182_20777_8864.N1	19-FEB-2006 13:53:08	Straylight	39.500	132	15Rho Pup	2.8030	6900.0	79	20777	No
186	GOM_NL__2PRFIN20060219_140137_000000402045_00182_20777_8865.N1	19-FEB-2006 14:01:37	Bright	40.000	8	10Alp CMi	0.40000	6500.0	80	20777	No
187	GOM_NL__2PRFIN20060219_140749_000000362045_00182_20777_8866.N1	19-FEB-2006 14:07:49	Bright	36.000	17	78Bet Gem	1.1610	4500.0	72	20777	No
188	GOM_NL__2PRFIN20060219_140859_000000362045_00182_20777_8867.N1	19-FEB-2006 14:08:59	Bright	36.000	24	66Alp Gem	1.5800	10200.	72	20777	No
189	GOM_NL__2PRFIN20060219_142505_000000362045_00182_20777_8868.N1	19-FEB-2006 14:25:05	Bright	35.500	49	1Alp UMi	1.9900	6300.0	71	20777	No
190	GOM_NL__2PRFIN20060219_143214_000000352045_00182_20777_8869.N1	19-FEB-2006 14:32:14	Bright	34.500	89	5Alp Cep	2.4510	8000.0	69	20777	No
191	GOM_NL__2PRFIN20060219_143721_000000362045_00182_20777_8870.N1	19-FEB-2006 14:37:21	Bright	36.000	19	50Alp Cyg	1.2460	10500.	72	20777	No
192	GOM_NL__2PRFIN20060219_143856_000000352045_00182_20777_8871.N1	19-FEB-2006 14:38:56	Bright	35.000	66	37Gam Cyg	2.2080	5900.0	70	20777	No
193	GOM_NL__2PRFIN20060219_144712_000000362045_00182_20777_8872.N1	19-FEB-2006 14:47:12	Bright	35.500	168	17Zet Aql	2.9860	11000.	71	20777	No
194	GOM_NL__2PRFIN20060219_145648_000000412045_00182_20777_8873.N1	19-FEB-2006 14:56:48	Twilight	41.000	155	41Pi Sgr	2.9000	6600.0	82	20777	No
195	GOM_NL__2PRFIN20060219_145829_000000392045_00182_20777_8874.N1	19-FEB-2006 14:58:29	Dark	38.500	57	34Sig Sgr	2.0660	26000.	77	20777	No
196	GOM_NL__2PRFIN20060219_150122_000000432045_00182_20777_8875.N1	19-FEB-2006 15:01:22	Dark	42.500	38	20Eps Sgr	1.8360	11000.	85	20777	No
197	GOM_NL__2PRFIN20060219_150455_000000442045_00182_20777_8876.N1	19-FEB-2006 15:04:55	Dark	43.500	40	The Sco	1.8590	7100.0	87	20777	No
198	GOM_NL__2PRFIN20060219_150637_000000382045_00182_20777_8877.N1	19-FEB-2006 15:06:37	Dark	37.500	147	Alp Ara	2.8770	26000.	75	20777	No
199	GOM_NL__2PRFIN20060219_150800_000000382045_00182_20777_8878.N1	19-FEB-2006 15:08:00	Dark	38.000	141	Bet Ara	2.8400	4600.0	76	20777	No
200	GOM_NL__2PRFIN20060219_151158_000000382045_00183_20778_8857.N1	19-FEB-2006 15:11:58	Dark	37.500	134	Bet TrA	2.8100	6600.0	75	20778	No
201	GOM_NL__2PRFIN20060219_151420_000000432045_00183_20778_8858.N1	19-FEB-2006 15:14:20	Dark	43.000	4	Alp1Cen	-0.010000	5800.0	86	20778	No
202	GOM_NL__2PRFIN20060219_151836_000000472045_00183_20778_8859.N1	19-FEB-2006 15:18:36	Dark	46.500	12	Alp1Cru	0.77500	30000.	93	20778	No
203	GOM_NL__2PRFIN20060219_152043_000000372045_00183_20778_8860.N1	19-FEB-2006 15:20:43	Dark	36.500	29	Bet Car	1.6720	10200.	73	20778	No
204	GOM_NL__2PRFIN20060219_152325_000000372045_00183_20778_8861.N1	19-FEB-2006 15:23:25	Dark	37.000	71	lot Car	2.2460	7700.0	74	20778	No
205	GOM_NL__2PRFIN20060219_152500_000000382045_00183_20778_8862.N1	19-FEB-2006 15:25:00	Straylight	38.000	46	Del Vel	1.9540	10600.	76	20778	No
206	GOM_NL__2PRFIN20060219_152746_000000432045_00183_20778_8863.N1	19-FEB-2006 15:27:46	Straylight	42.500	65	Lam Vel	2.2040	4400.0	85	20778	No
207	GOM_NL__2PRFIN20060219_153344_000000392045_00183_20778_8864.N1	19-FEB-2006 15:33:44	Straylight	38.500	132	15Rho Pup	2.8030	6900.0	77	20778	No
208	GOM_NL__2PRFIN20060219_154213_000000432045_00183_20778_8865.N1	19-FEB-2006 15:42:13	Bright	42.500	8	10Alp CMi	0.40000	6500.0	85	20778	No
209	GOM_NL__2PRFIN20060219_154825_000000372045_00183_20778_8866.N1	19-FEB-2006 15:48:25	Bright	36.500	17	78Bet Gem	1.1610	4500.0	73	20778	No
210	GOM_NL__2PRFIN20060219_154935_000000372045_00183_20778_8867.N1	19-FEB-2006 15:49:35	Bright	37.000	24	66Alp Gem	1.5800	10200.	74	20778	No
211	GOM_NL__2PRFIN20060219_160541_000000362045_00183_20778_8868.N1	19-FEB-2006 16:05:41	Bright	36.000	49	1Alp UMi	1.9900	6300.0	72	20778	No
212	GOM_NL__2PRFIN20060219_161250_000000372045_00183_20778_8869.N1	19-FEB-2006 16:12:50	Bright	36.500	89	5Alp Cep	2.4510	8000.0	73	20778	No
213	GOM_NL__2PRFIN20060219_161757_000000362045_00183_20778_8870.N1	19-FEB-2006 16:17:57	Bright	35.500	19	50Alp Cyg	1.2460	10500.	71	20778	No
214	GOM_NL__2PRFIN20060219_161932_000000352045_00183_20778_8871.N1	19-FEB-2006 16:19:32	Bright	35.000	66	37Gam Cyg	2.2080	5900.0	70	20778	No
215	GOM_NL__2PRFIN20060219_162748_000000362045_00183_20778_8872.N1	19-FEB-2006 16:27:48	Bright	35.500	168	17Zet Aql	2.9860	11000.	71	20778	No
216	GOM_NL__2PRFIN20060219_163724_000000402045_00183_20778_8873.N1	19-FEB-2006 16:37:24	Twilight	39.500	155	41Pi Sgr	2.9000	6600.0	79	20778	No
217	GOM_NL__2PRFIN20060219_163906_000000432045_00183_20778_8874.N1	19-FEB-2006 16:39:06	Dark	42.500	57	34Sig Sgr	2.0660	26000.	85	20778	No
218	GOM_NL__2PRFIN20060219_164158_000000442045_00183_20778_8875.N1	19-FEB-2006 16:41:58	Dark	43.500	38	20Eps Sgr	1.8360	11000.	87	20778	No
219	GOM_NL__2PRFIN20060219_164531_000000502045_00183_20778_8876.N1	19-FEB-2006 16:45:31	Dark	50.000	40	The Sco	1.8590	7100.0	100	20778	No

220	GOM_NL__2PRFIN20060219_164713_000000392045_00183_20778_8877.N1	19-FEB-2006 16:47:13	Dark	38.500	147	Alp Ara	2.8770	26000.	77	20778	No
221	GOM_NL__2PRFIN20060219_164837_000000402045_00183_20778_8878.N1	19-FEB-2006 16:48:37	Dark	40.000	141	Bet Ara	2.8400	4600.0	80	20778	No

3. Quality information per product

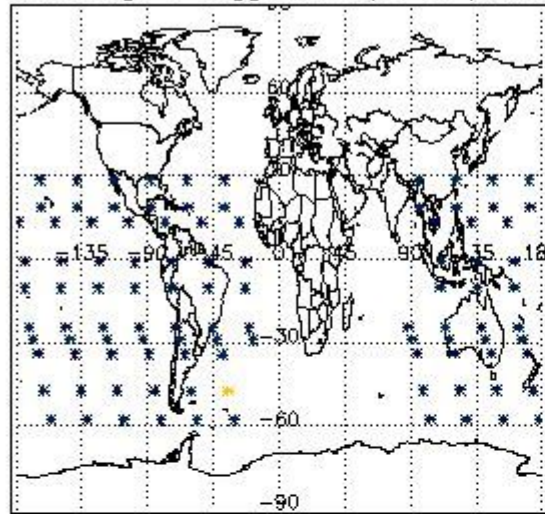
In this section it is plotted some information contained in the Quality Summary data set of the level 2 products. Only products in dark limb conditions and without errors (error flag in the MPH set to "0") are used.

3.1 Plot quality information per product (time dependant)

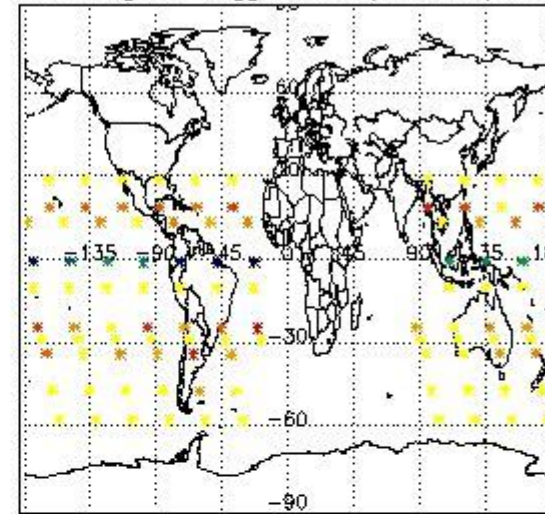


3.2 Plot quality information per product (world map)

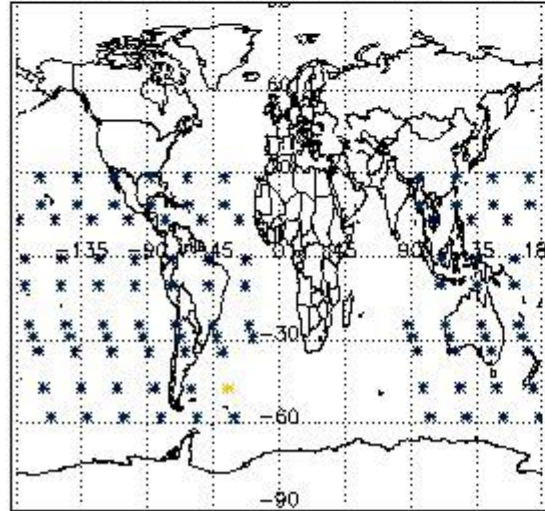
Percentage of flagged data per O3 profile



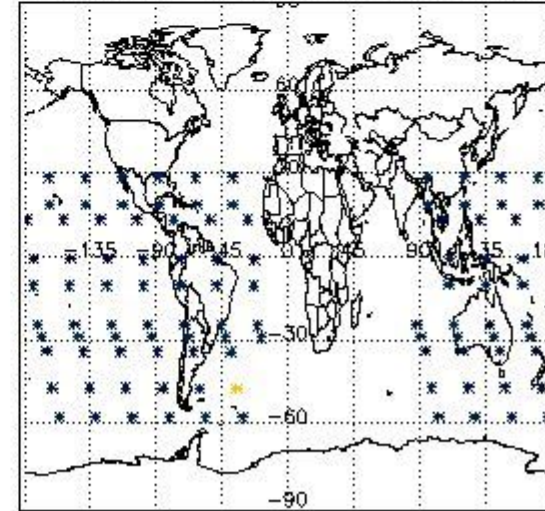
Percentage of flagged data per H2O profile



Percentage of flagged data per NO2 profile



Percentage of flagged data per NO3 profile

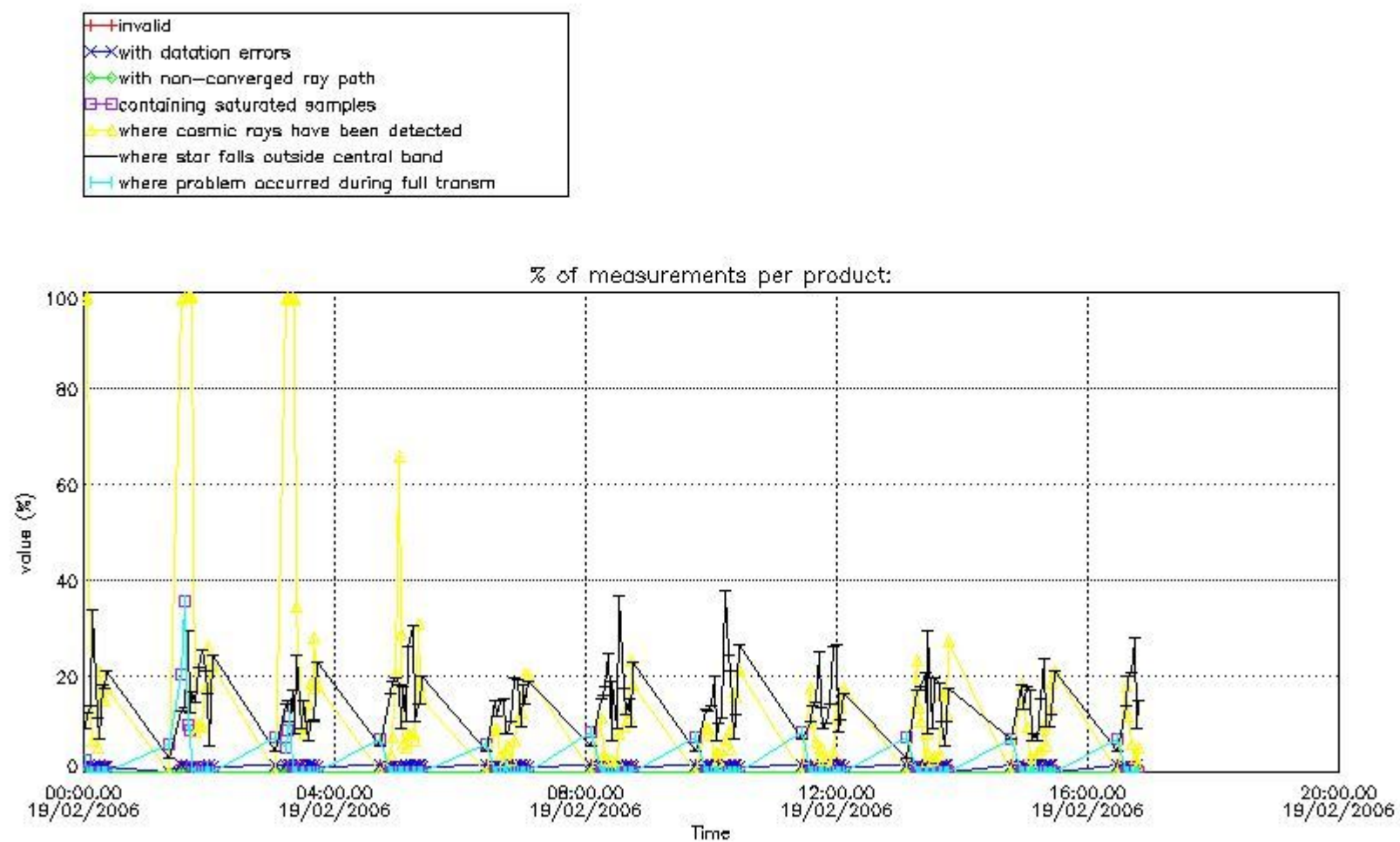


4. Level 1 quality information per product

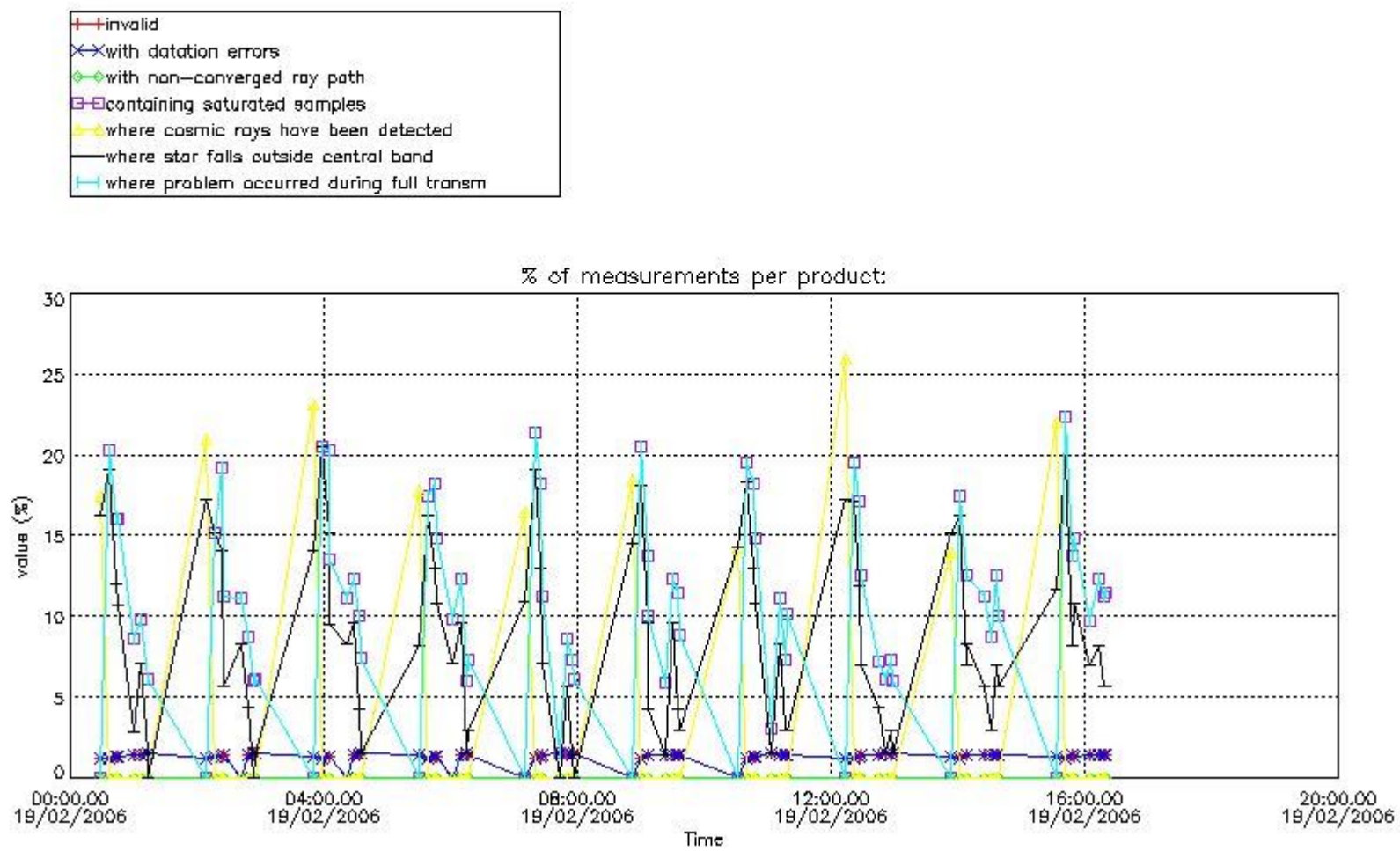
In this section it is plotted some information contained in the Quality Summary data set of the level 2 products that comes from the level 1b processing. Products without errors (error flag in the MPH set to "0") are used.

4.1 Plot quality information per product (time dependant) coming from level 1b processing

4.1.1 Plot level 1 quality information per product (time dependant): ENVISAT ASCENDING passes



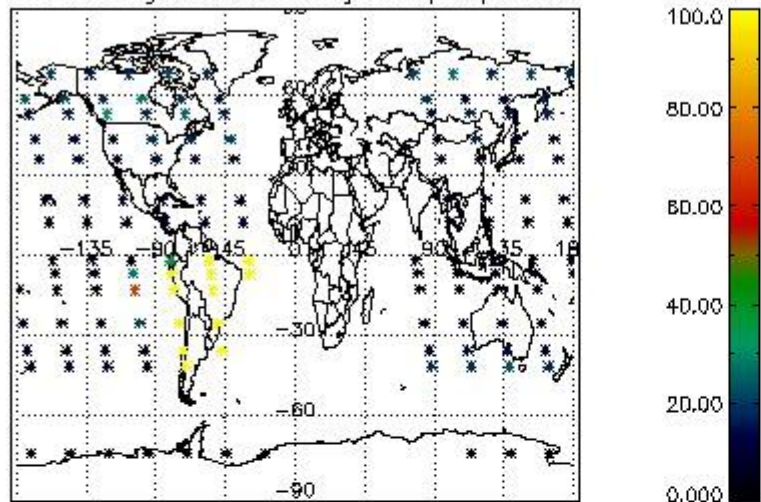
4.1.2 Plot level 1 quality information per product (time dependant): ENVI SAT DESCENDING passes



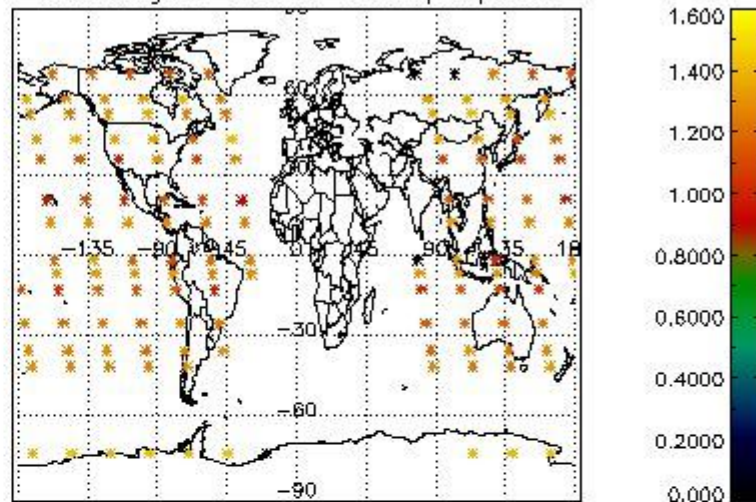
4.2 Plot quality information per product coming from level 1b processing (world map)

4.2.1 Plot level 1 quality information per product (world map): ENVISAT ASCENDING passes

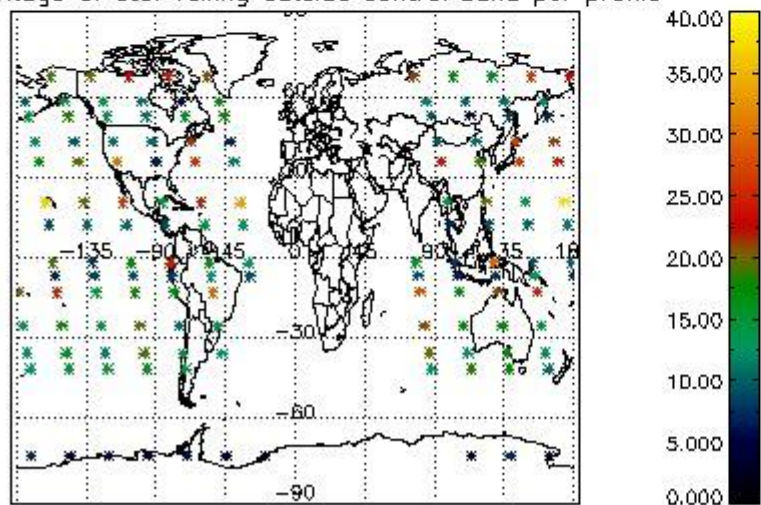
Percentage of cosmic ray hits per profile



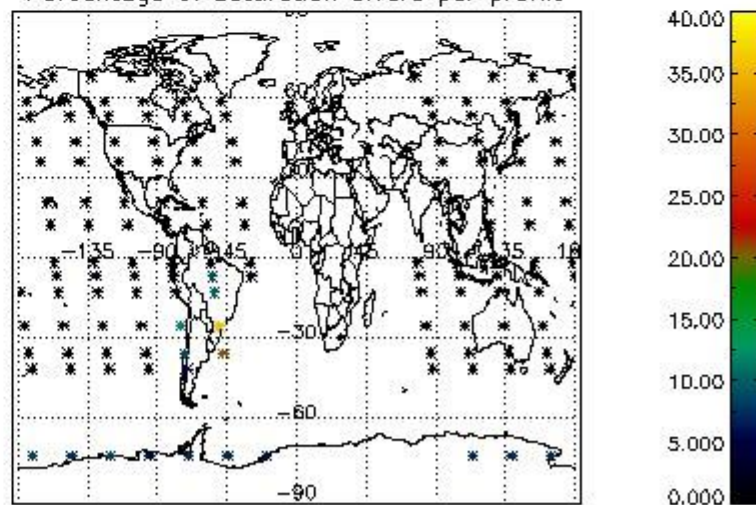
Percentage of datation errors per profile



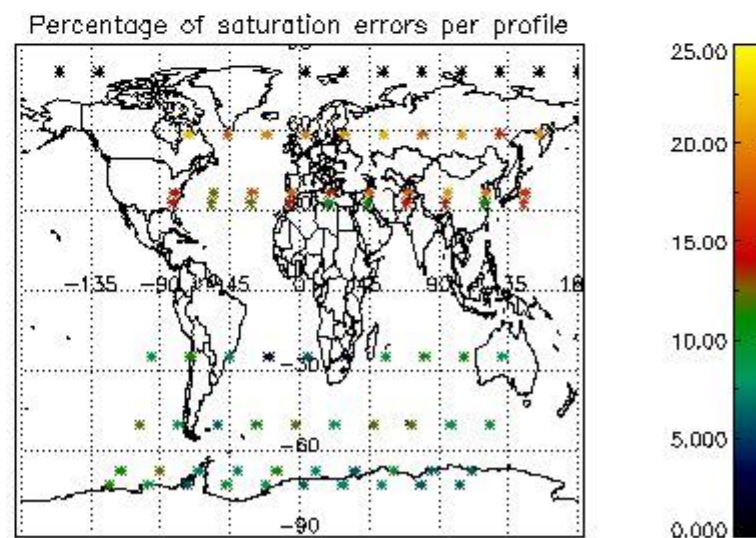
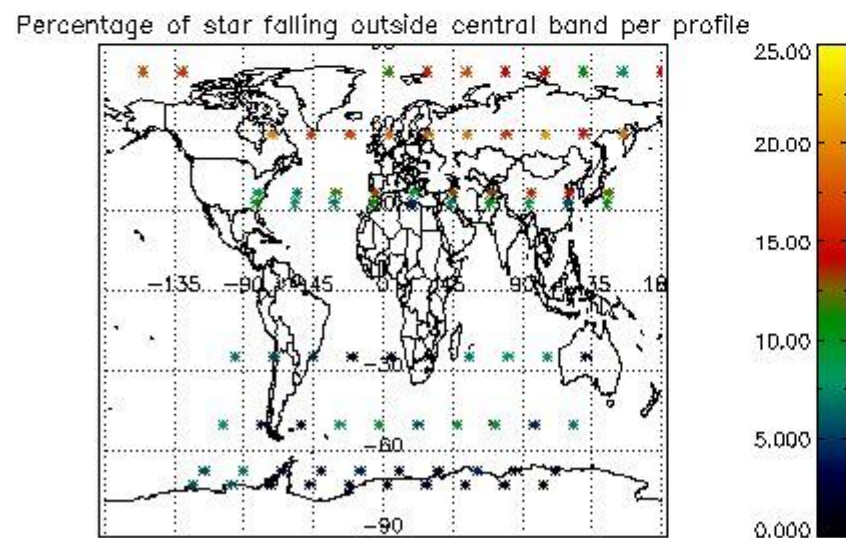
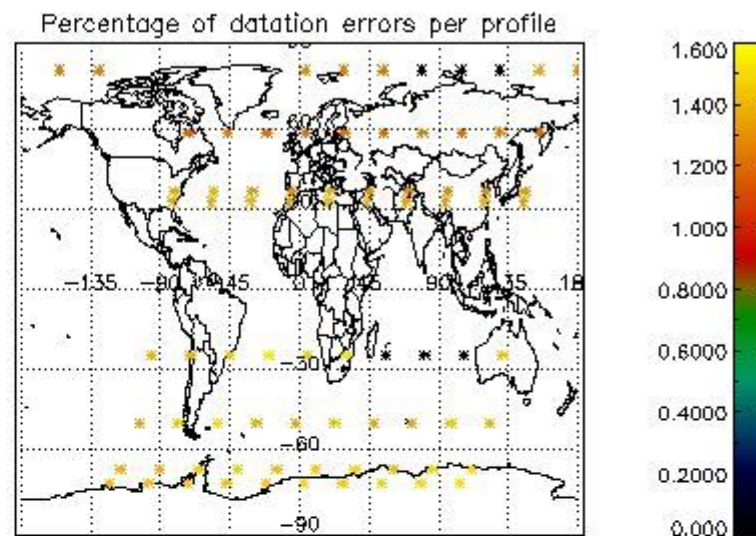
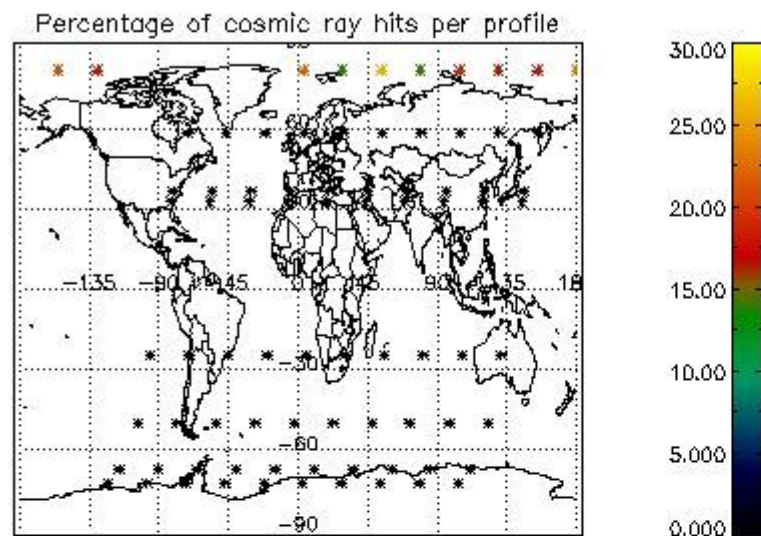
Percentage of star falling outside central band per profile



Percentage of saturation errors per profile



4.2.2 Plot level 1 quality information per product (world map): ENVISAT DESCENDING passes



5. Trace gas profiles

5.1 Ozone statistics based on quality of products

The final quality of the products can be "measured" using the STD (Standard Deviation) attached to every point profile. This information is written to the parameter GOM_NL__2P/NL_LOCAL_SPECIES_DENSITY/o3_std of the level 2 products. The table below shows the statistics for given STD ranges.

The statistics are given with respect to the overall valid production:

- Products without fatal errors: GOM_NL__2P/MPH/PRODUCT_ERR=0
- Valid point profile: GOM_NL__2P/NL_LOCAL_SPECIES_DENSITY/pcd(0)=0

The 'Criteria' is applied to valid points of dark limb products:

- Products in dark limb illumination condition: GOM_NL__2P/NL_SUMMARY_QUALITY/obs_ill_cond=0
- Products without fatal errors: GOM_NL__2P/MPH/PRODUCT_ERR=0
- Valid point profile: GOM_NL__2P/NL_LOCAL_SPECIES_DENSITY/pcd(0)=0

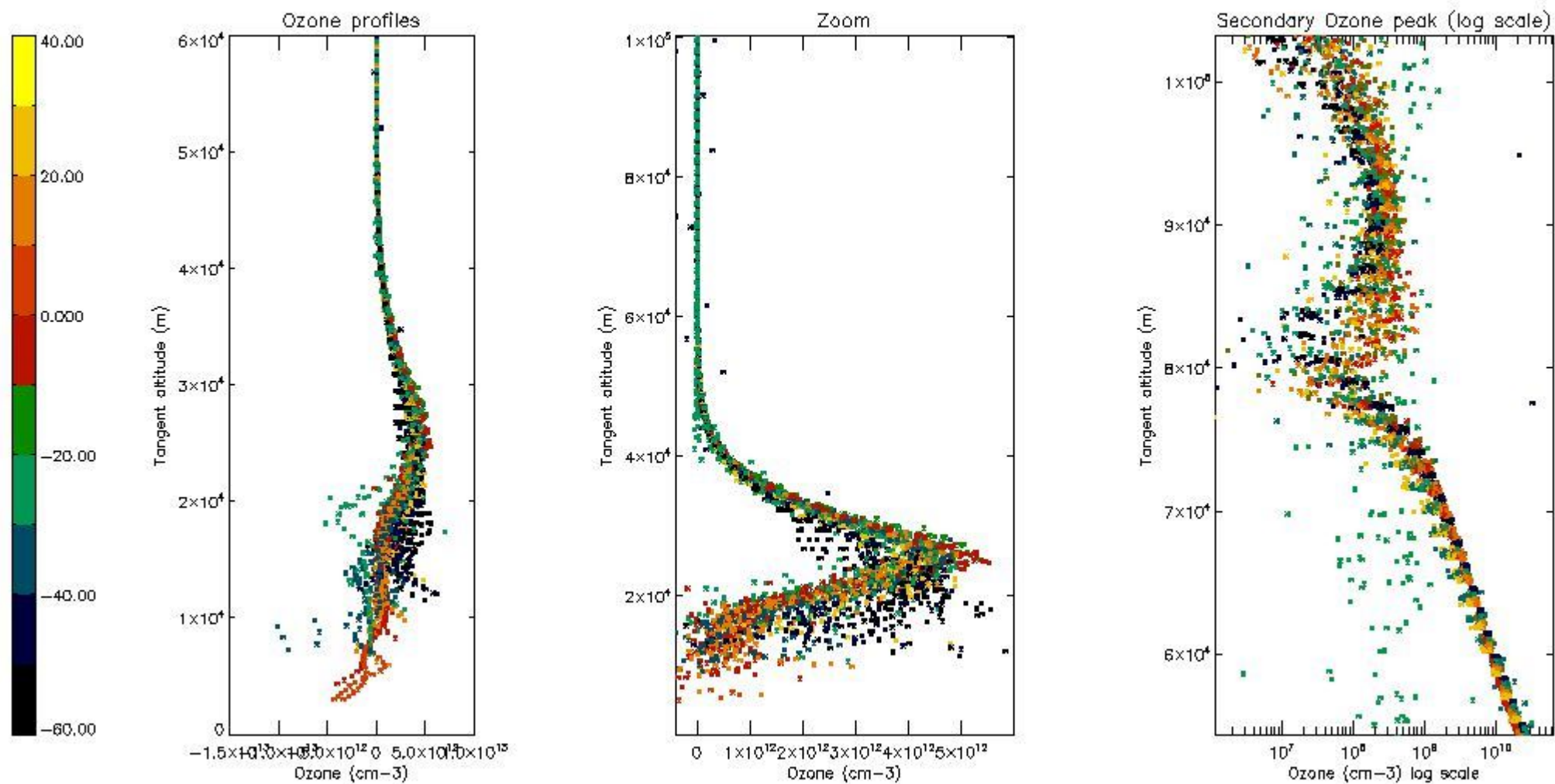
So, the table below shows the percentage of dark limb and valid observations for each criteria with respect to the overall valid daily observations.

Criteria	% of total production
All STD	50
STD < 20	28

STD < 10	22
STD < 5	14

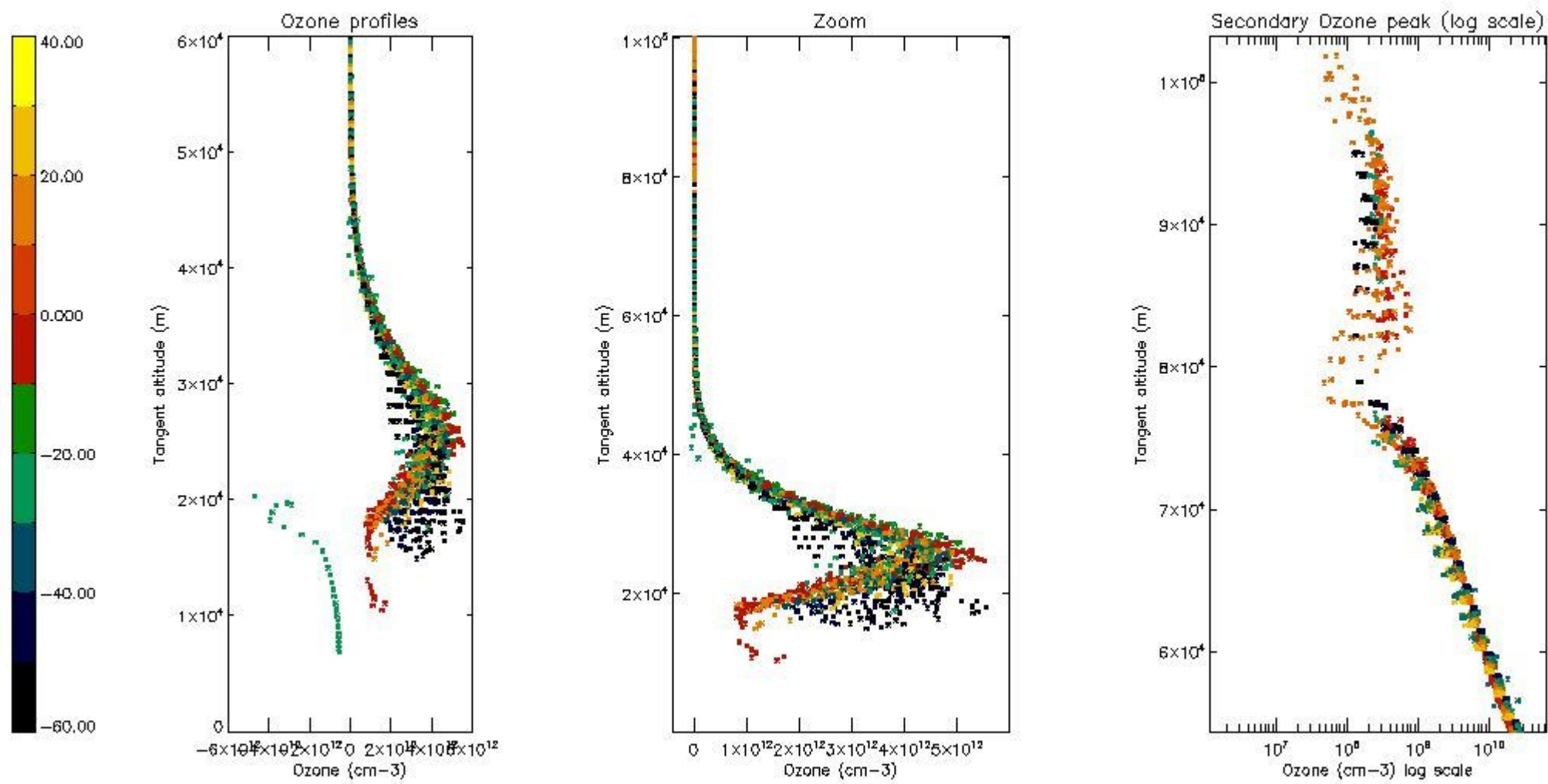
5.2 Plot ozone profiles for all STD (dark without errors)

The colorbar represents the latitude.



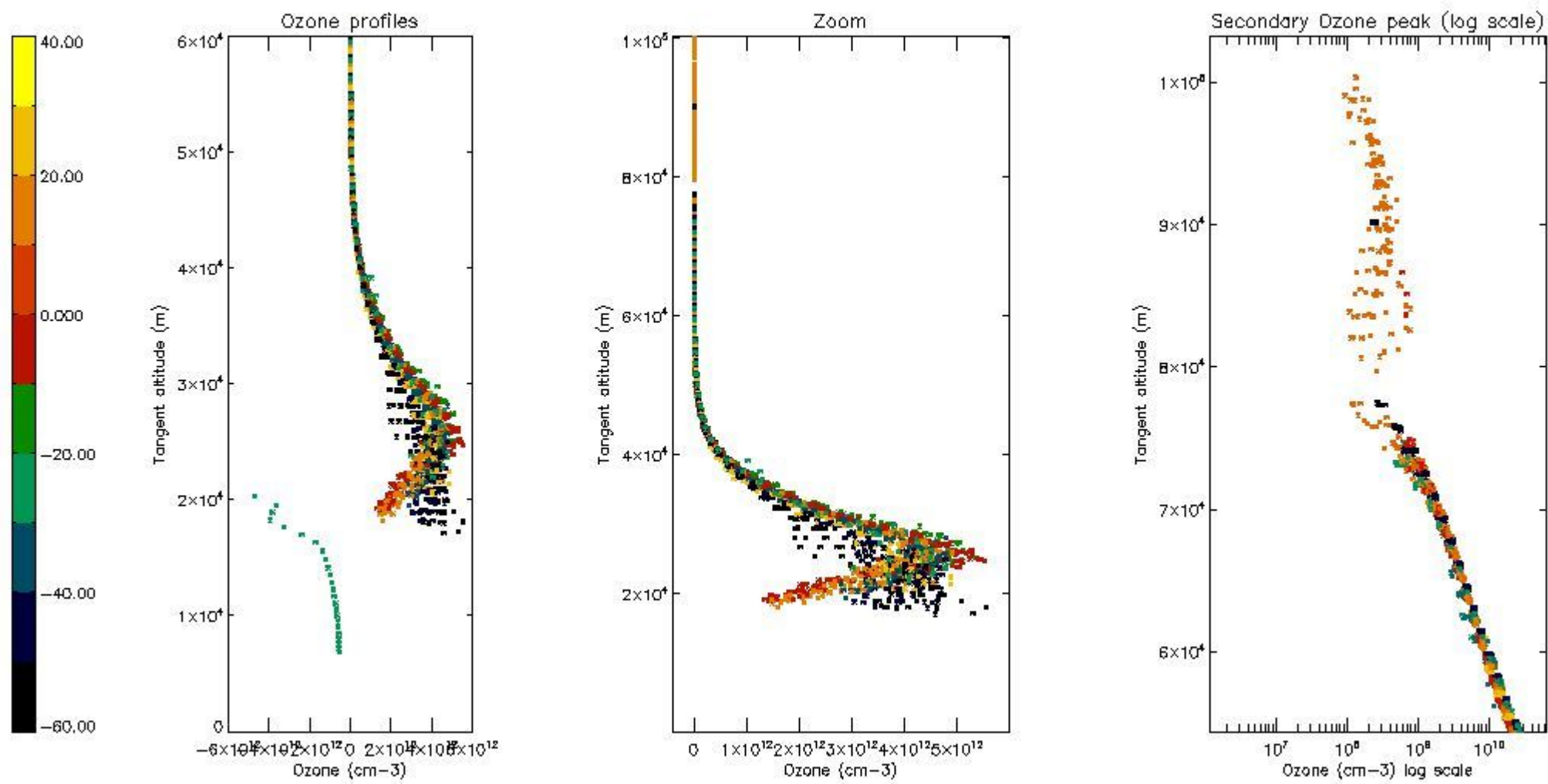
5.3 Plot ozone profiles where STD < 20% (dark without errors)

The colorbar represents the latitude.



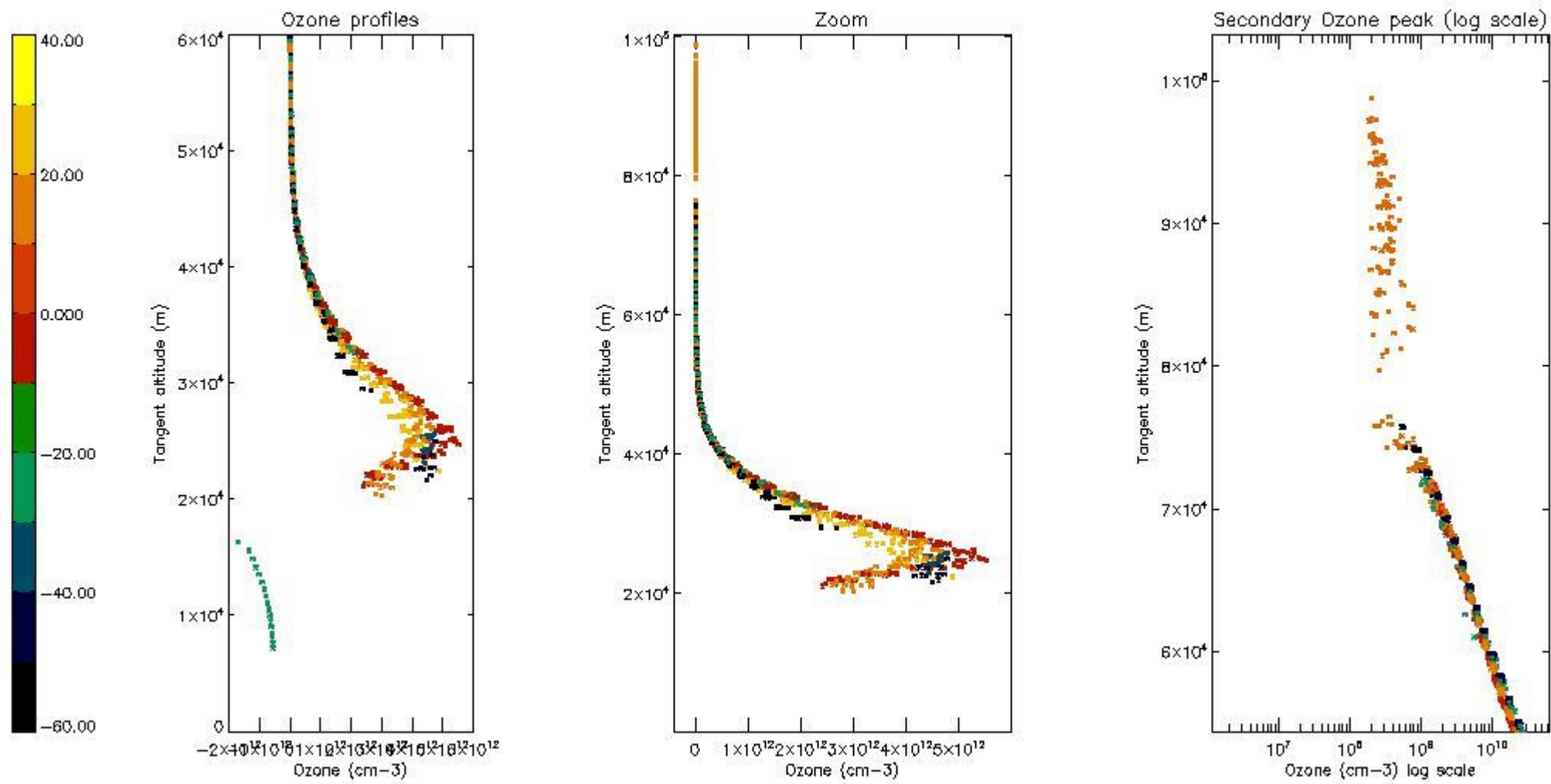
5.4 Plot ozone profiles where STD < 10% (dark without errors)

The colorbar represents the latitude.



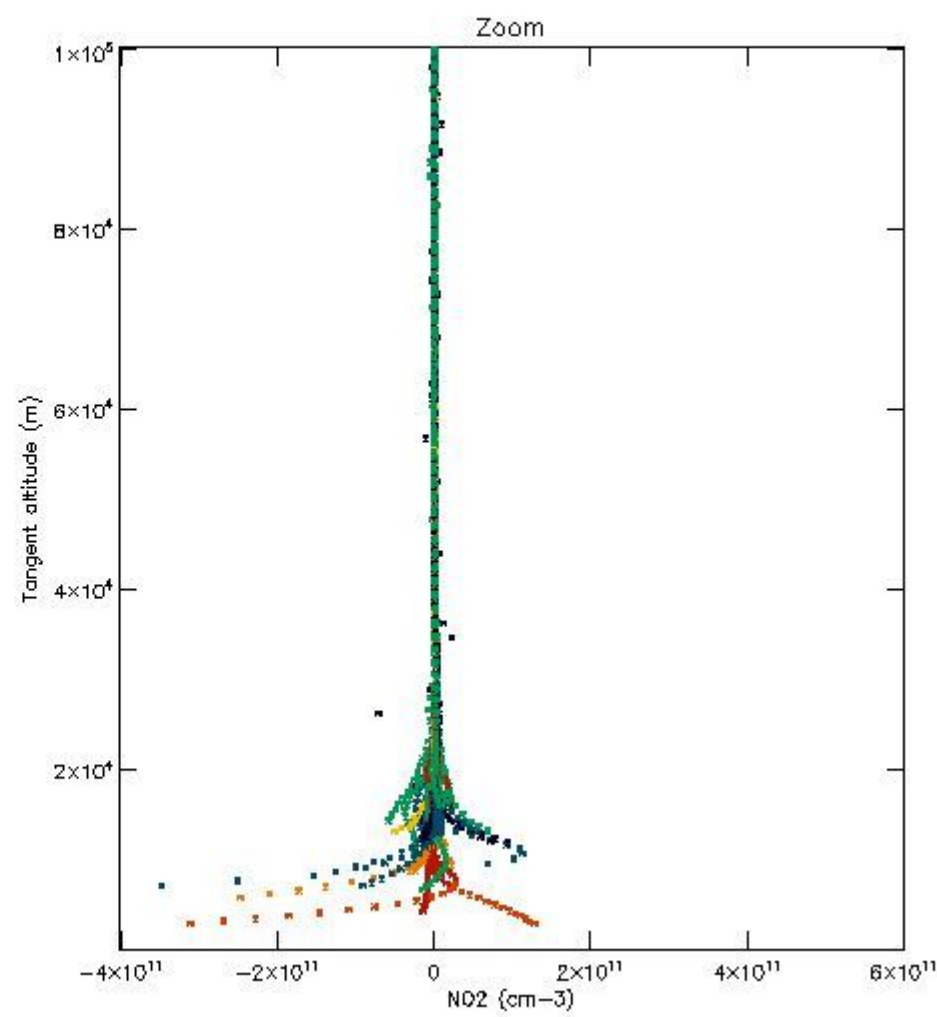
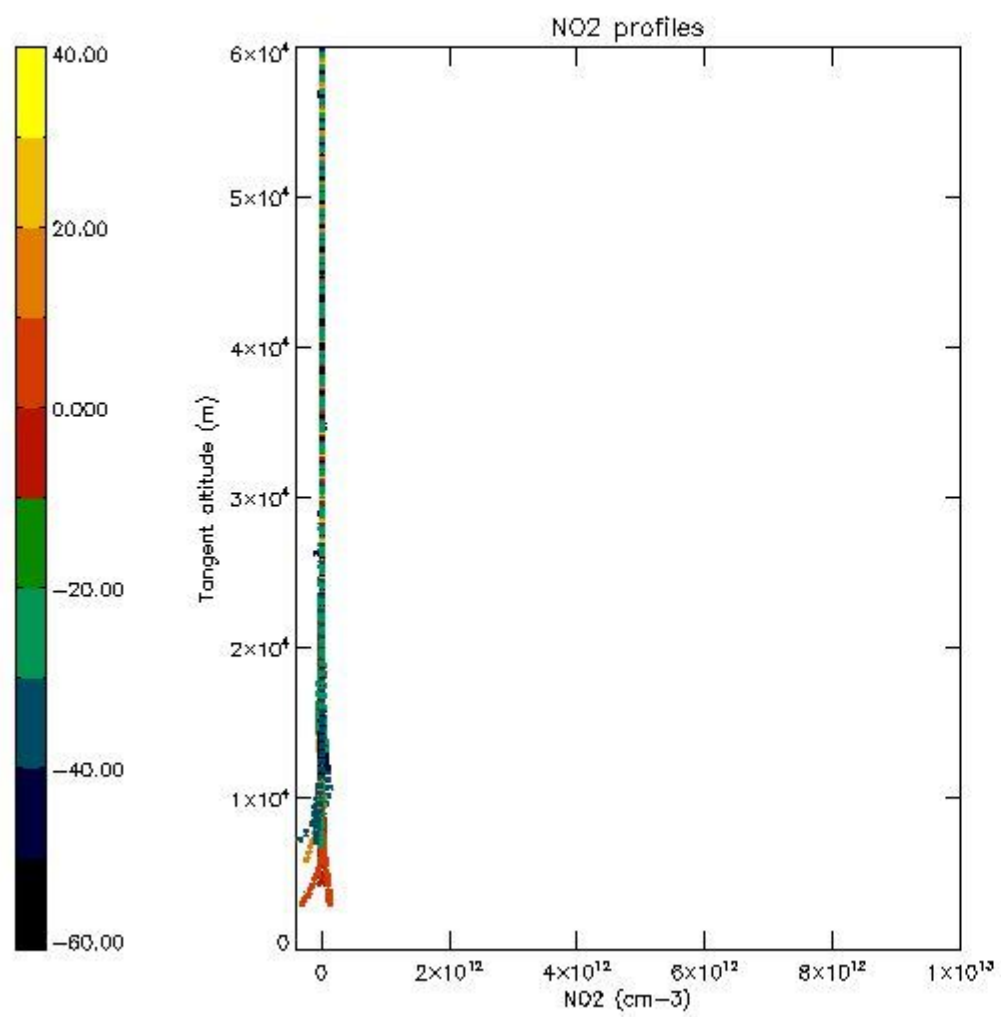
5.5 Plot ozone profiles where STD < 5% (dark without errors)

The colorbar represents the latitude.



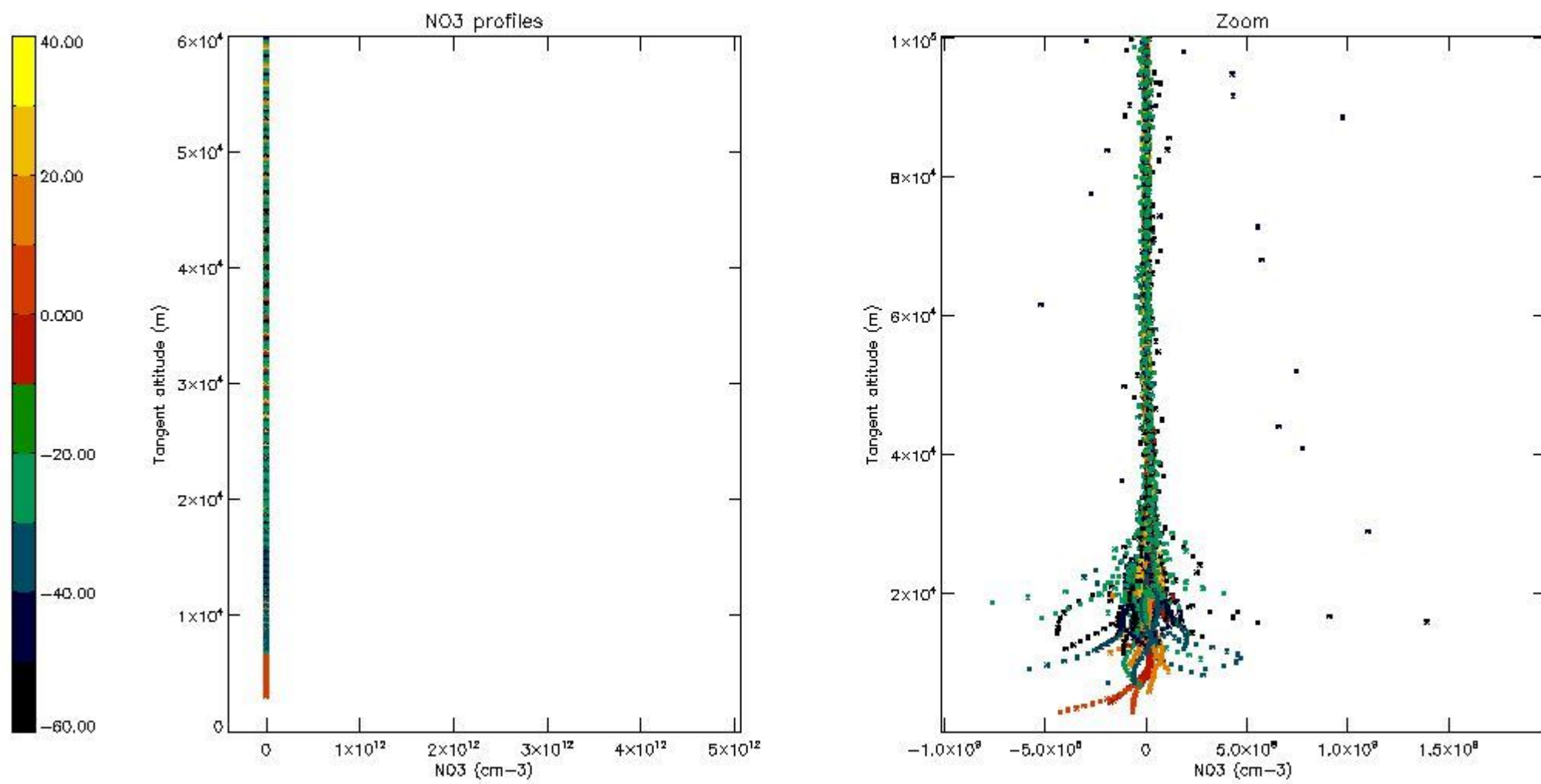
5.6 Plot NO₂ profiles for all STD (dark without errors)

The colorbar represents the latitude.



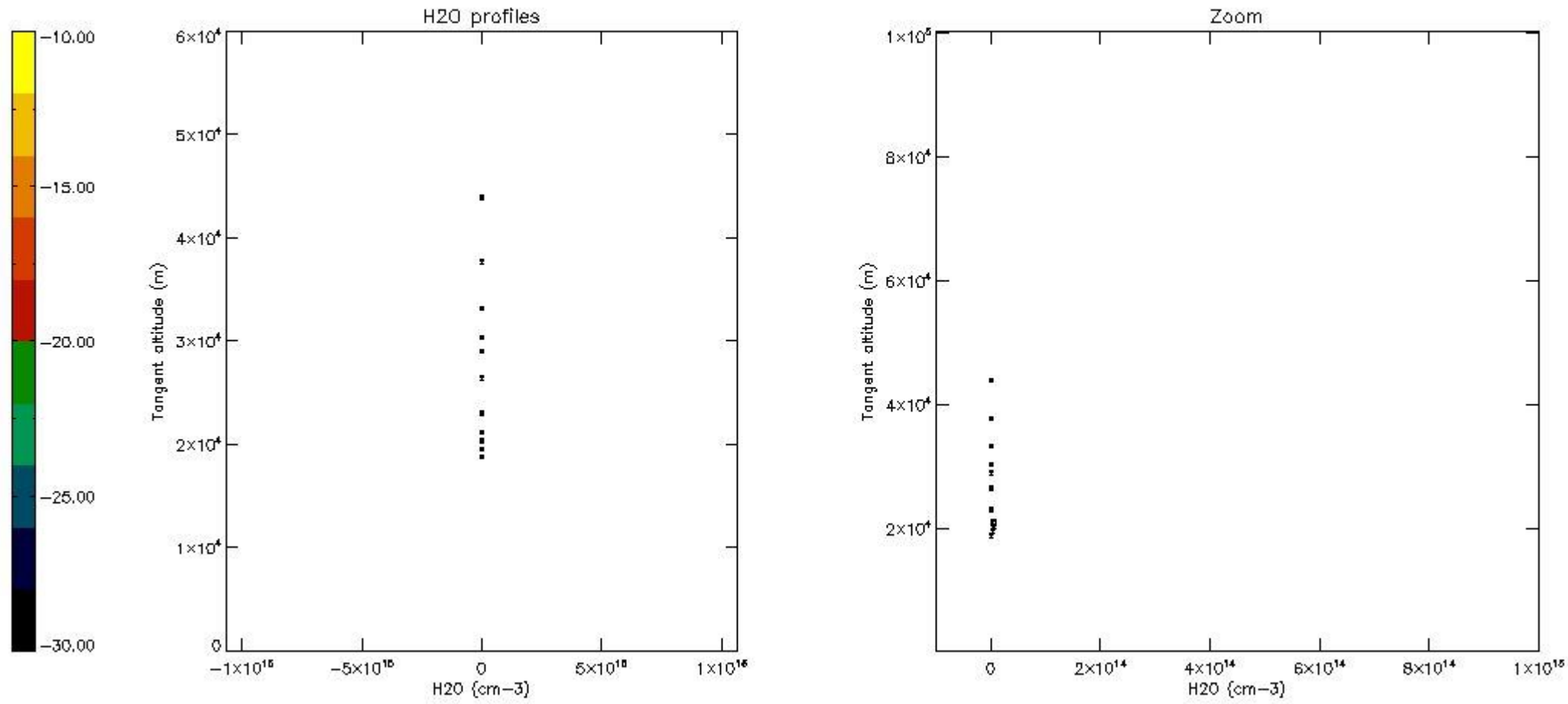
5.7 Plot NO3 profiles for all STD (dark without errors)

The colorbar represents the latitude.



5.8 Plot H2O profiles for all STD (only for occultations of stars 1,2,3,4,13,14,16,26,63 dark without errors)

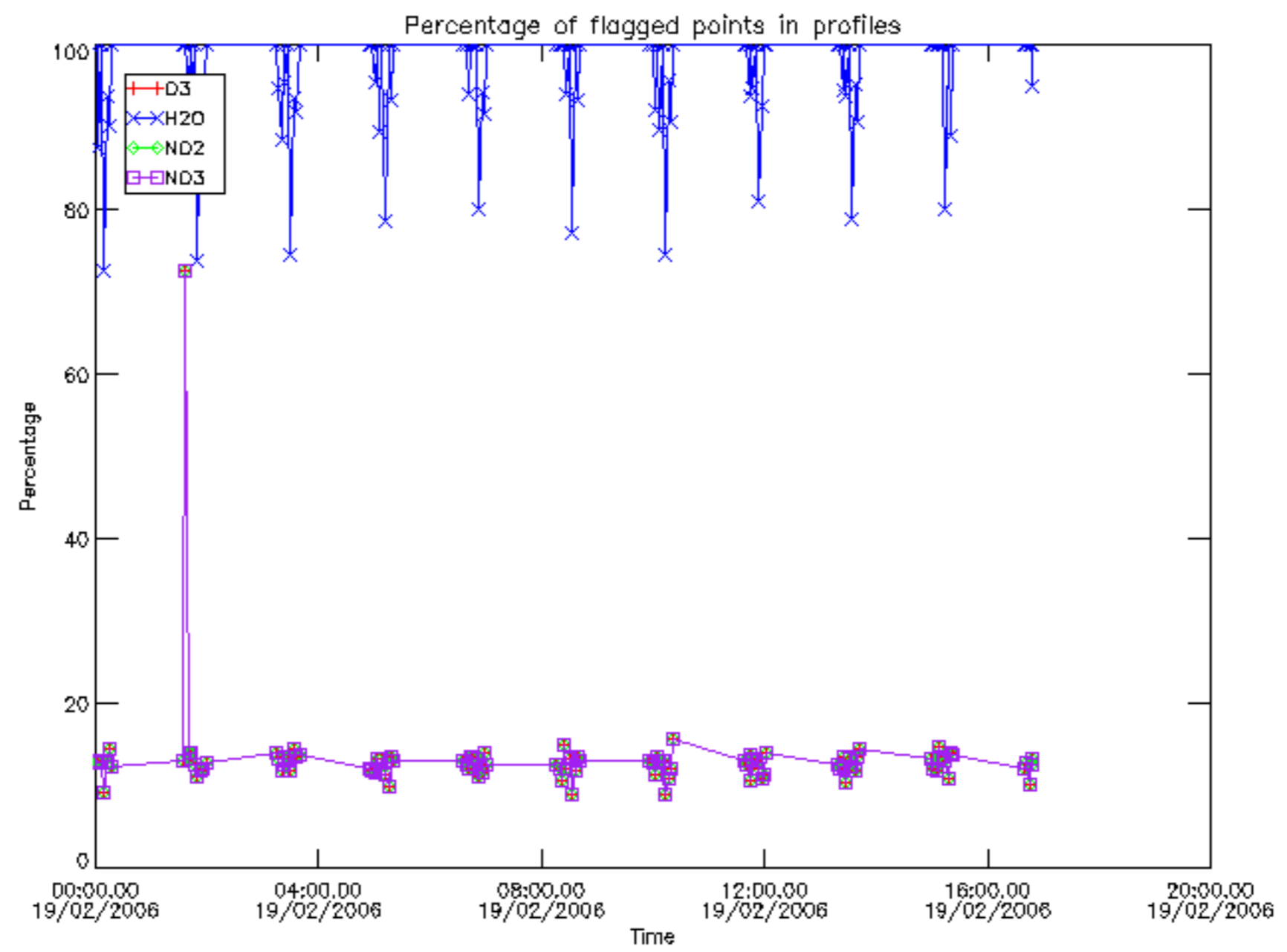
The colorbar represents the latitude.



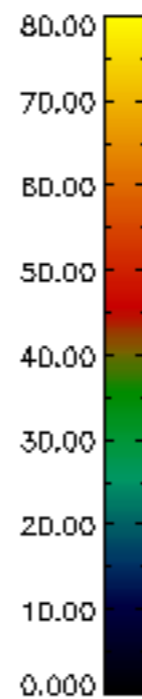
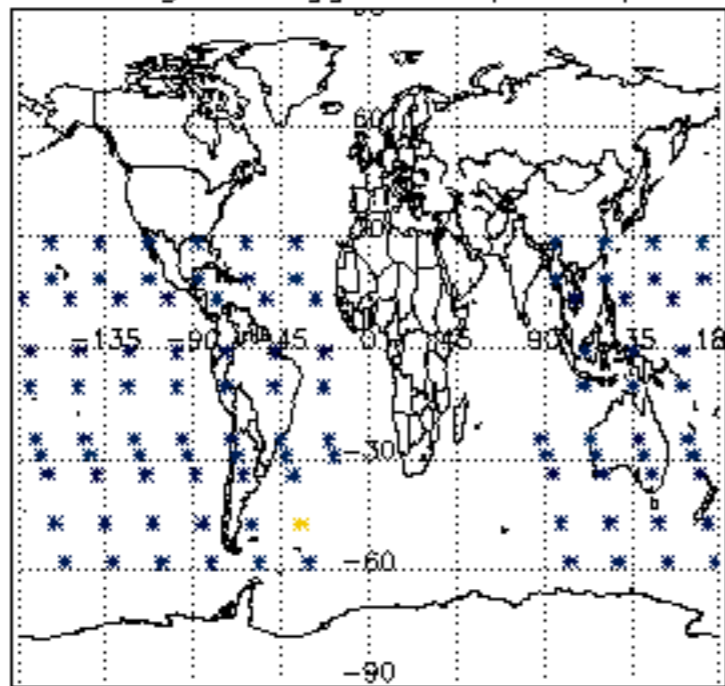
6. Auxiliary Data Files used for the production reported in section 2

The number reported in the third column indicates since which file (see list in section 2) the corresponding auxiliary file has been used. The fourth column is the date of those product files.

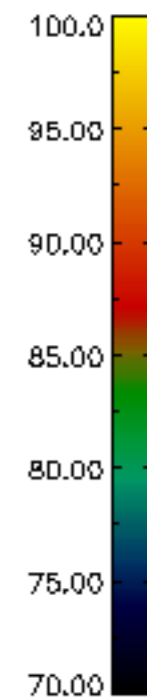
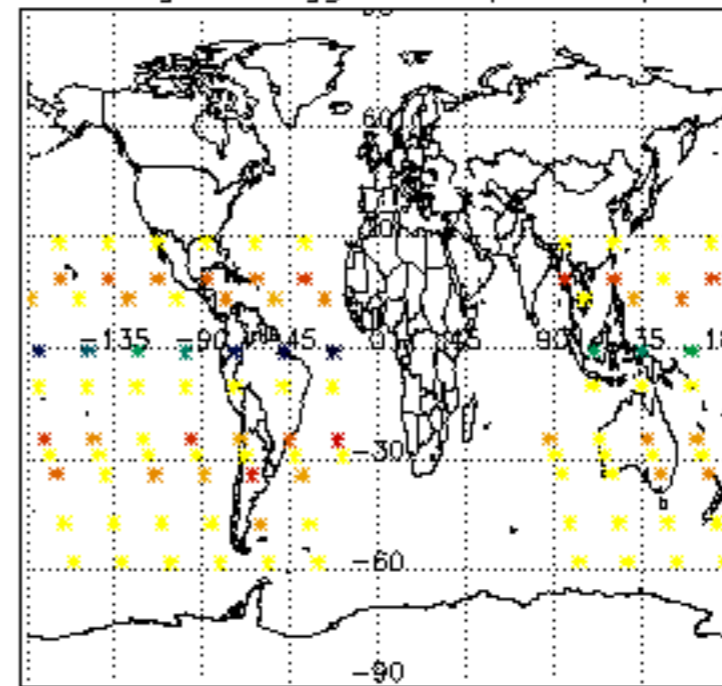
Type	Auxiliary Filename	Used since product	Used since product date
INST_PHYS_CHARACTERISTICS	GOM_INS_AXVIEC20091111_143220_20030716_120000_20500101_000000	1	19-FEB-2006 00:01:09
LEVEL-2_PROC_CONFIG	GOM_PR2_AXVIEC20091111_152718_20020301_000000_20500101_000000	1	19-FEB-2006 00:01:09
CROSS_SECTIONS_FILE	GOM_CRS_AXVIEC20091111_154832_20020301_000000_20500101_000000	1	19-FEB-2006 00:01:09



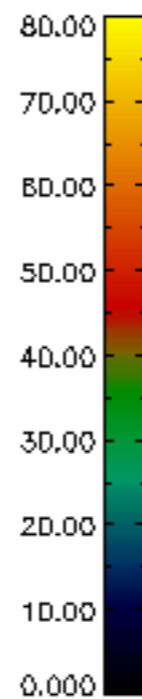
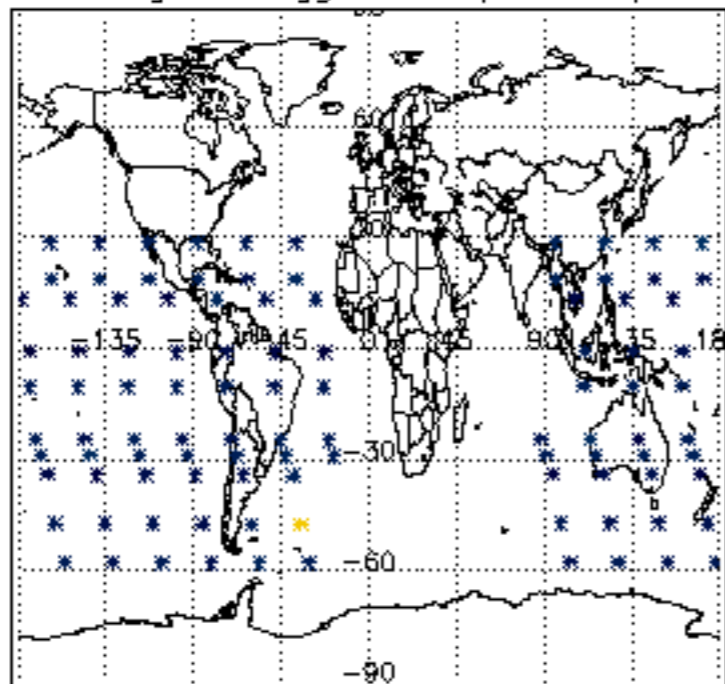
Percentage of flagged data per D3 profile



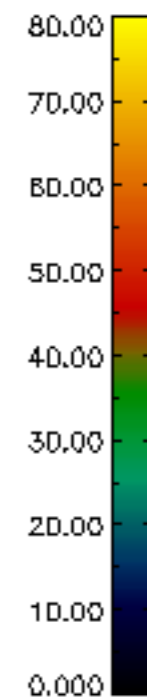
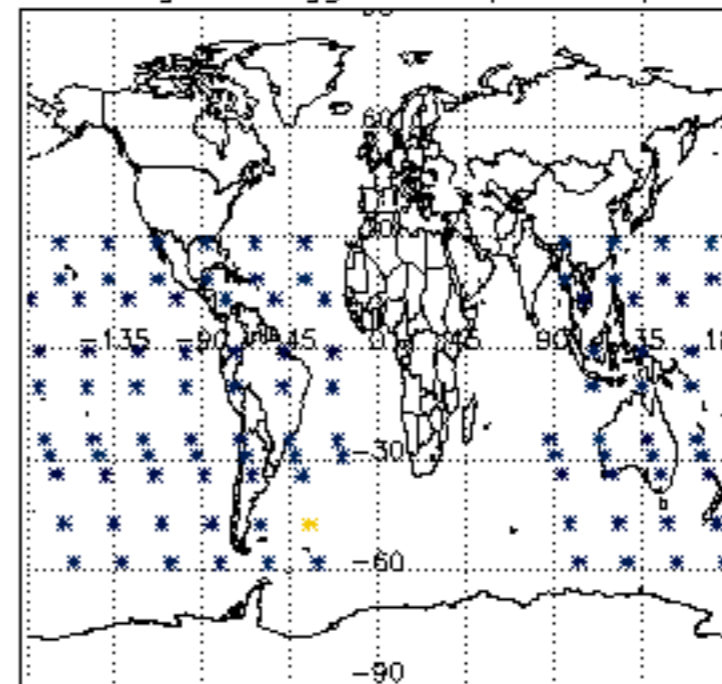
Percentage of flagged data per H2O profile

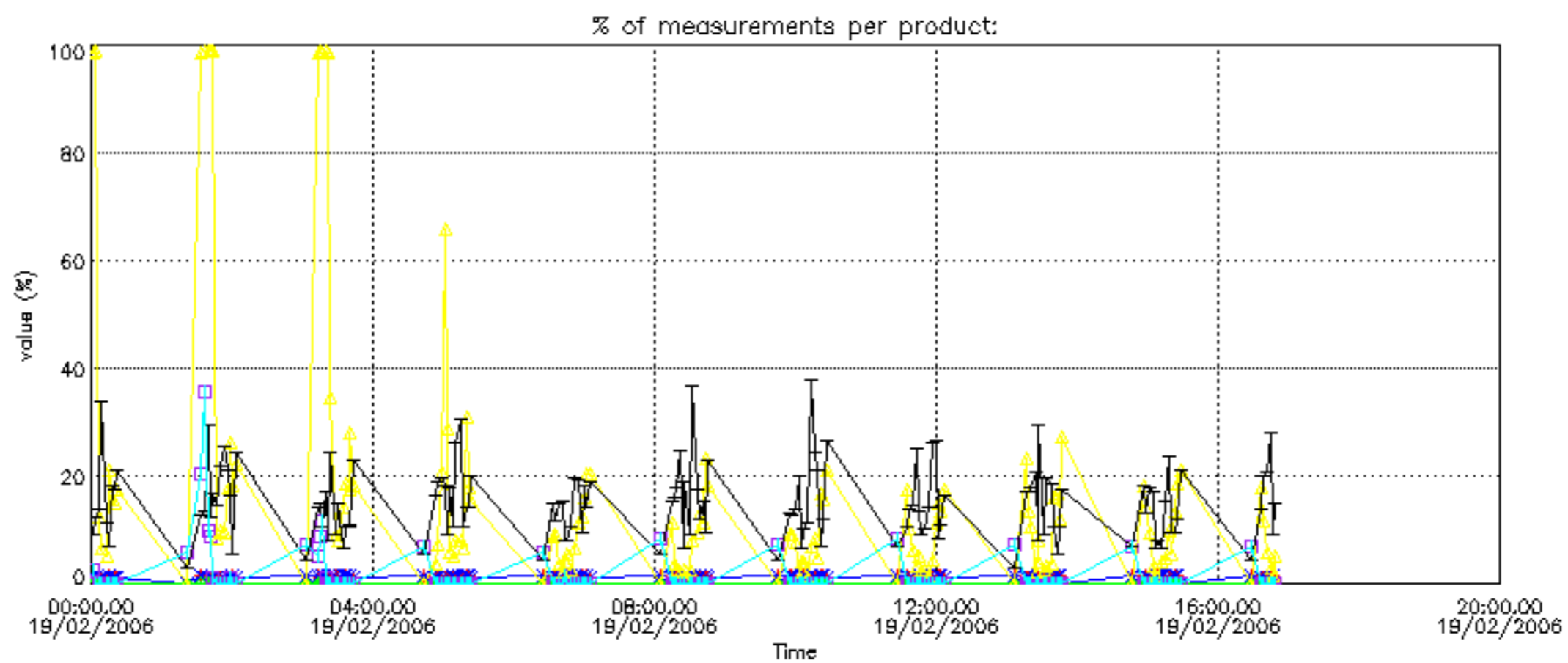


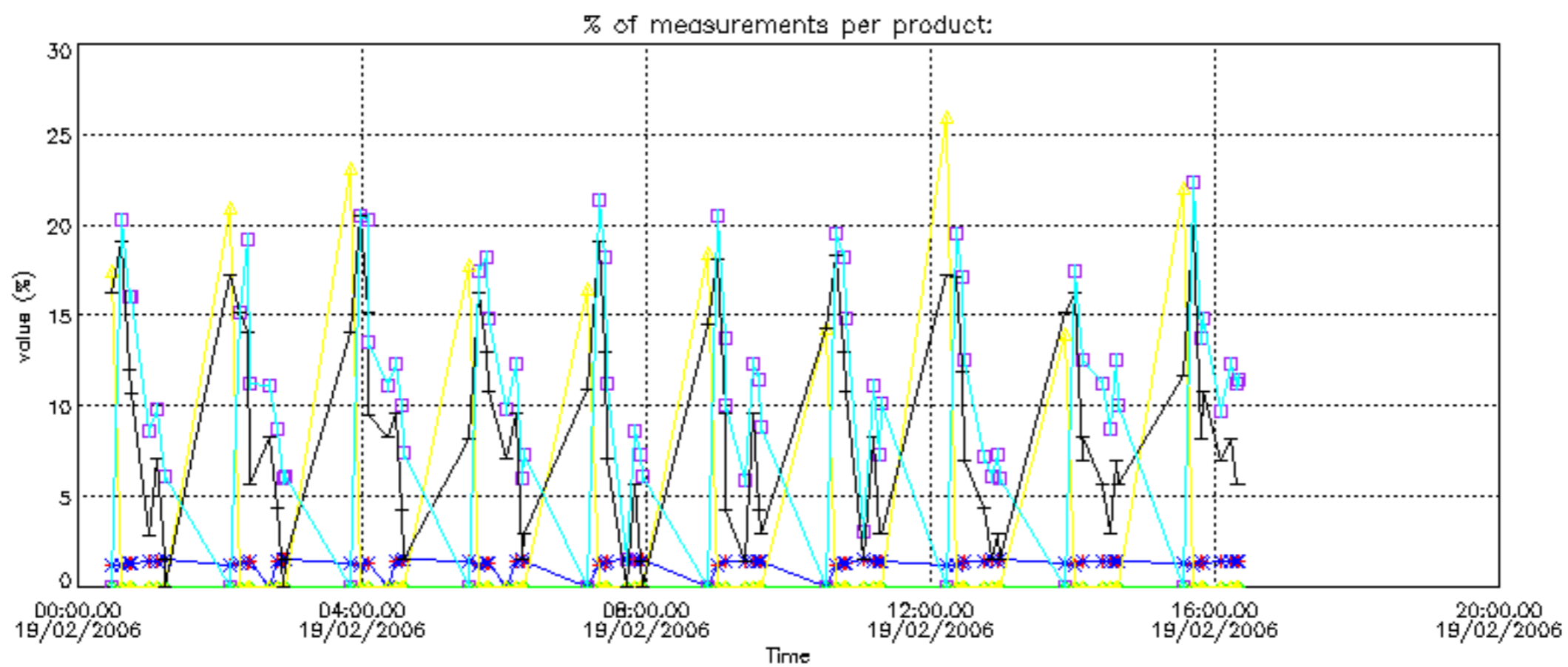
Percentage of flagged data per NO2 profile



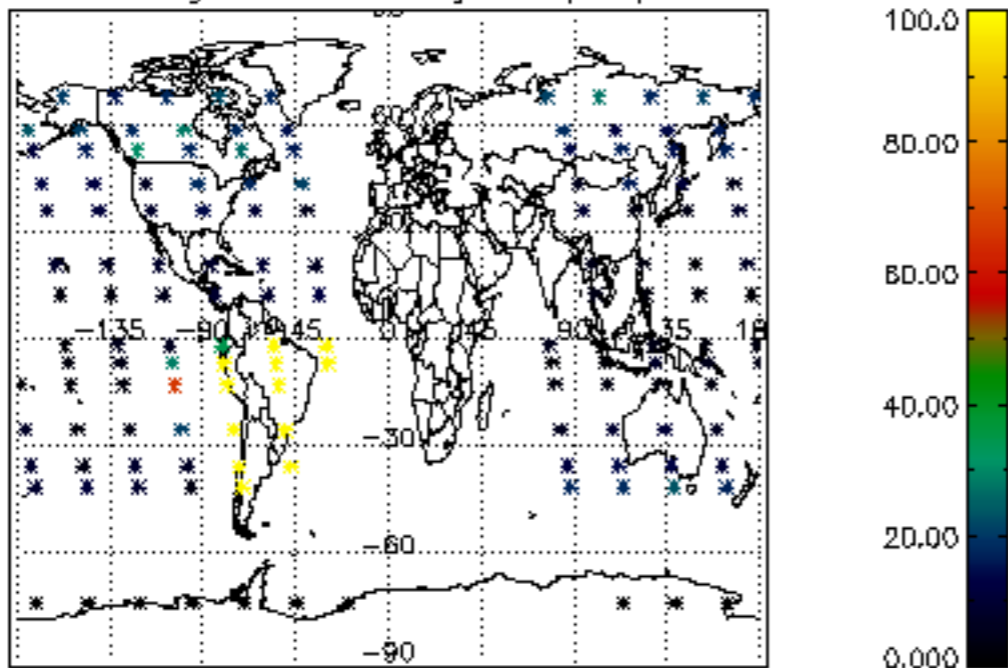
Percentage of flagged data per NO3 profile



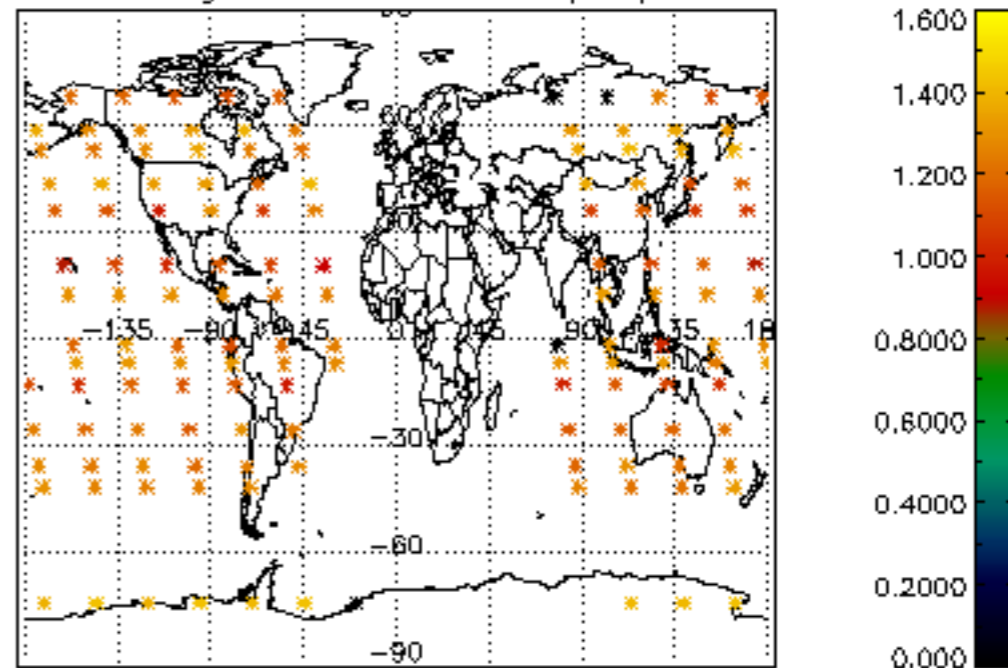




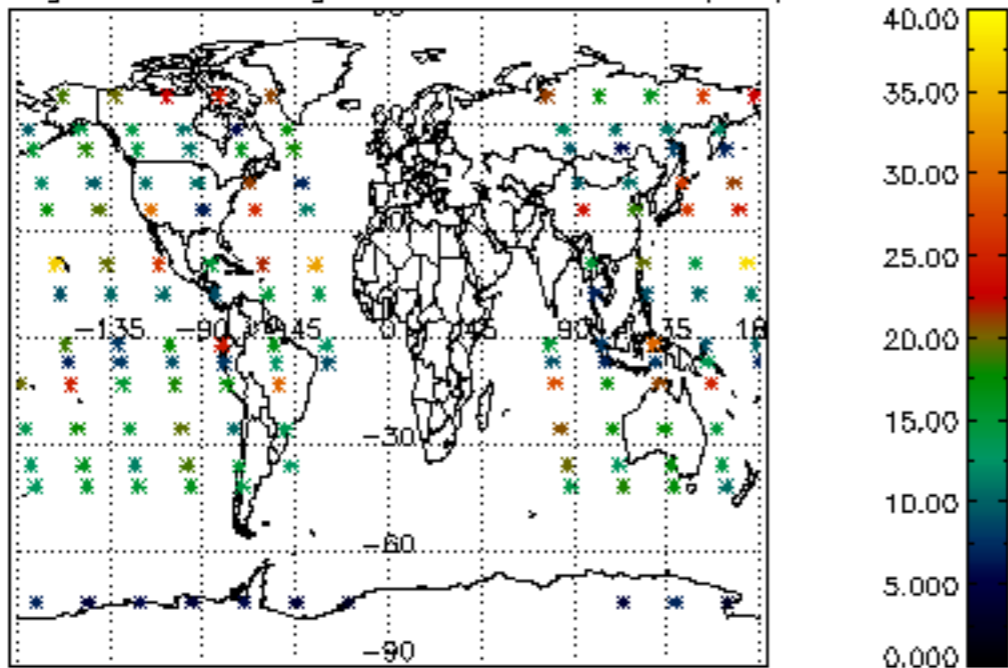
Percentage of cosmic ray hits per profile



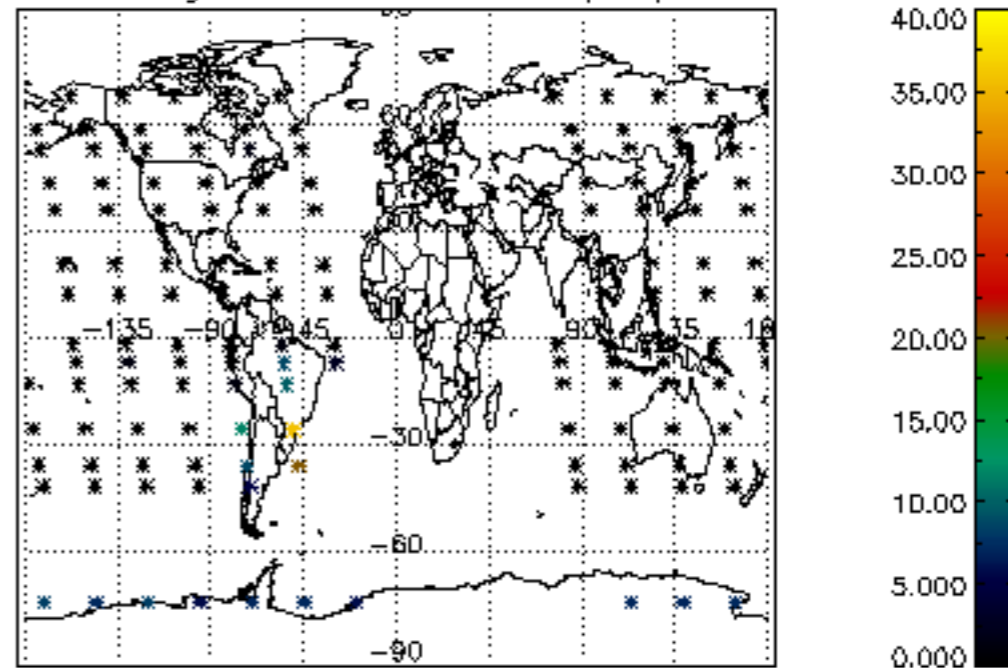
Percentage of datation errors per profile



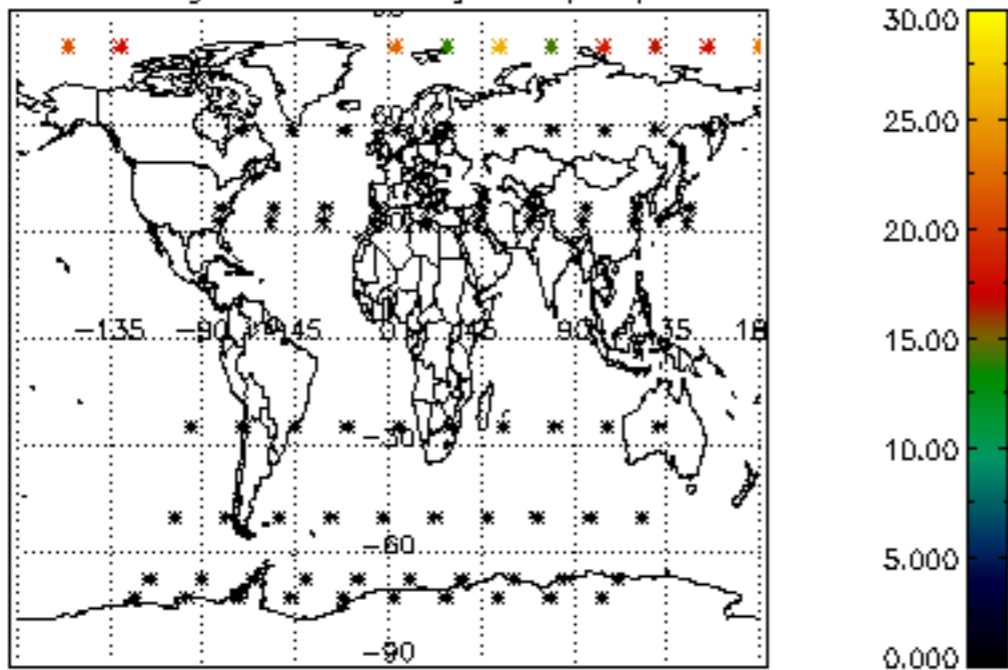
Percentage of star falling outside central band per profile



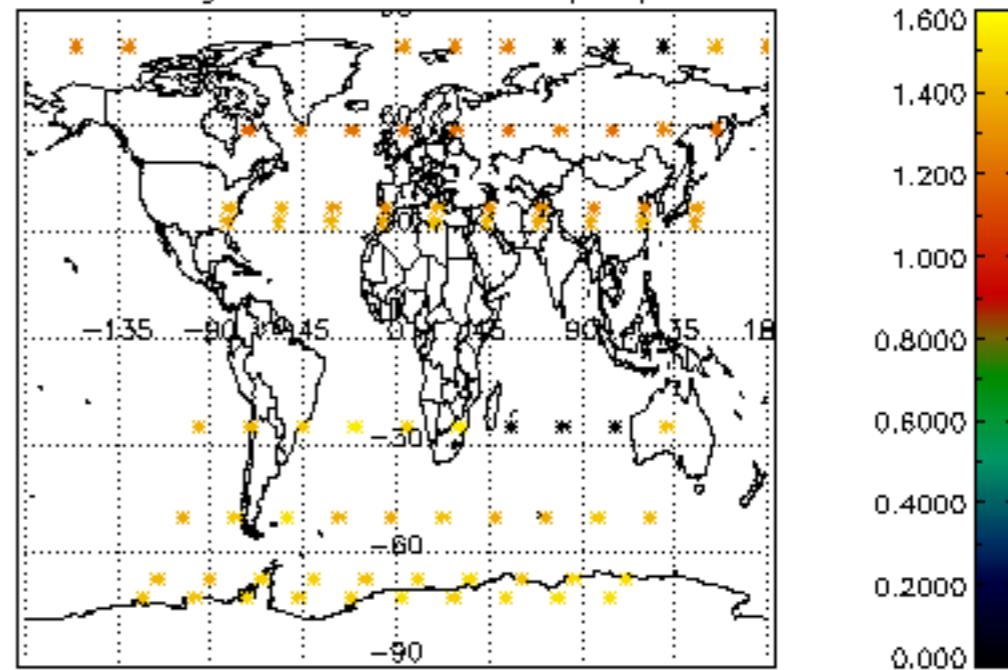
Percentage of saturation errors per profile



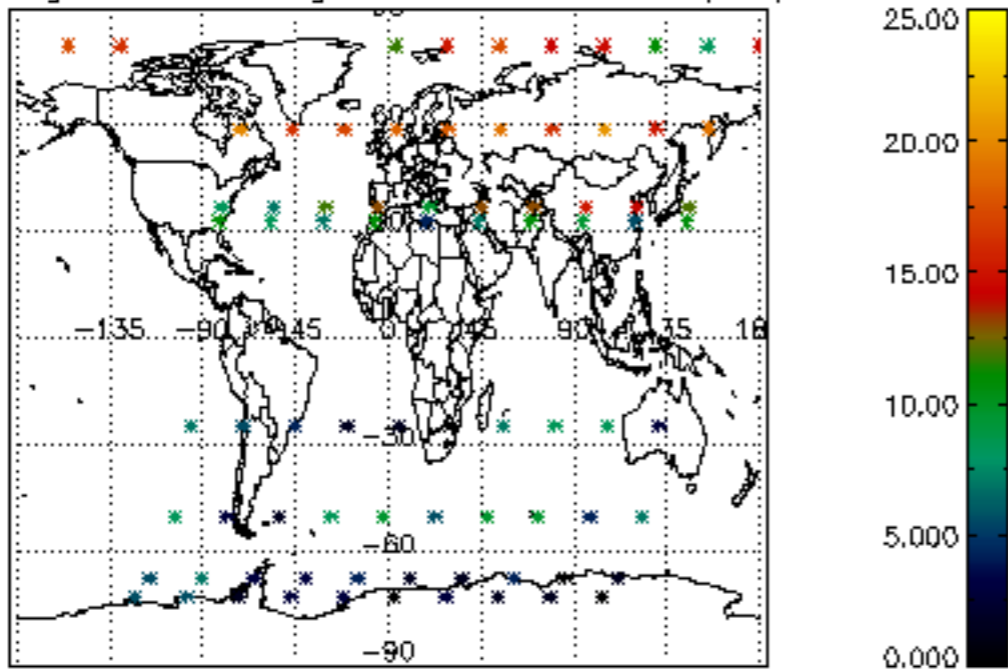
Percentage of cosmic ray hits per profile



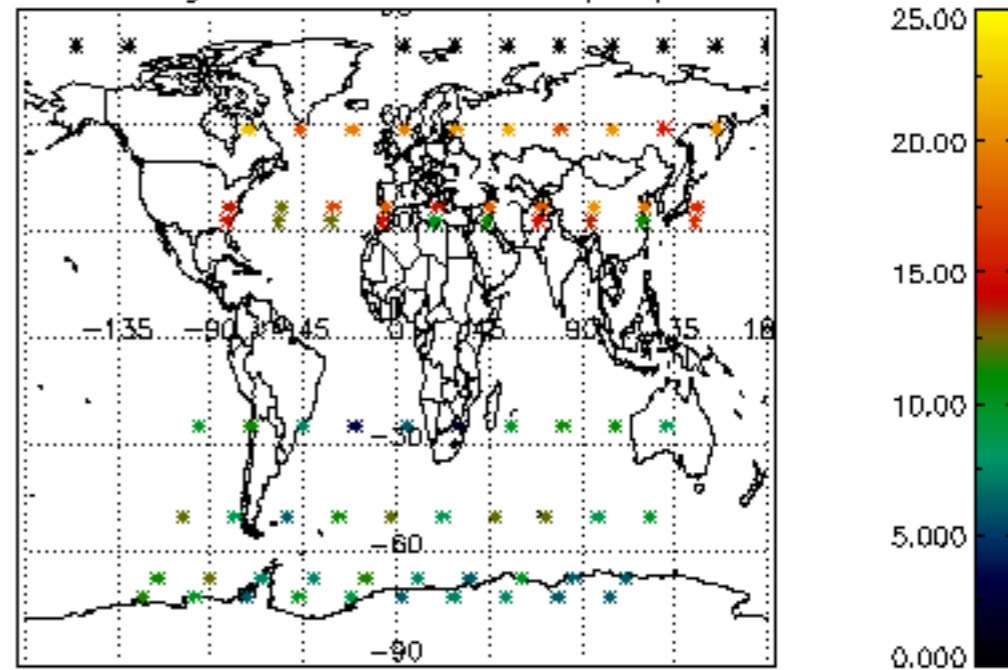
Percentage of datation errors per profile

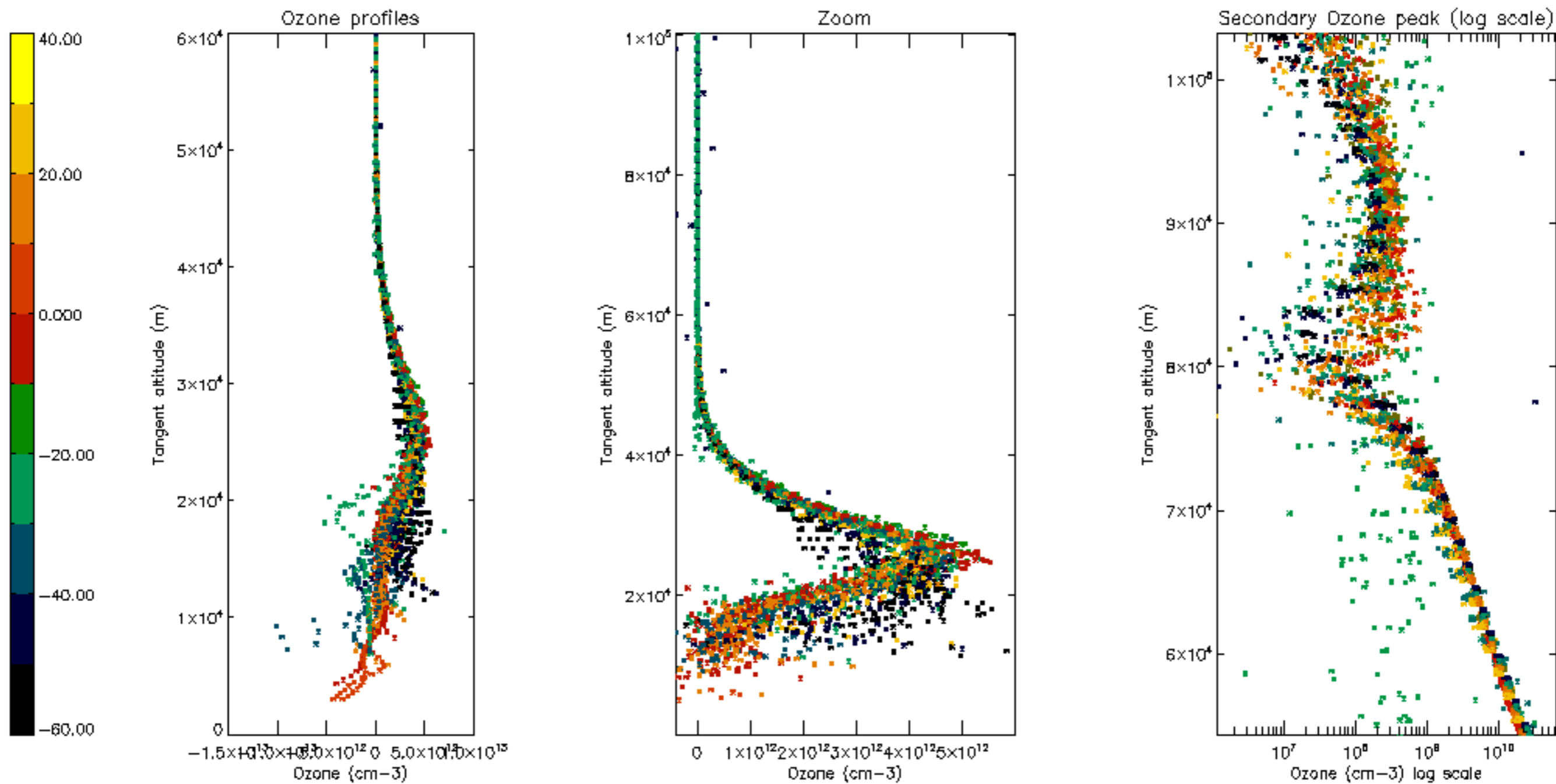


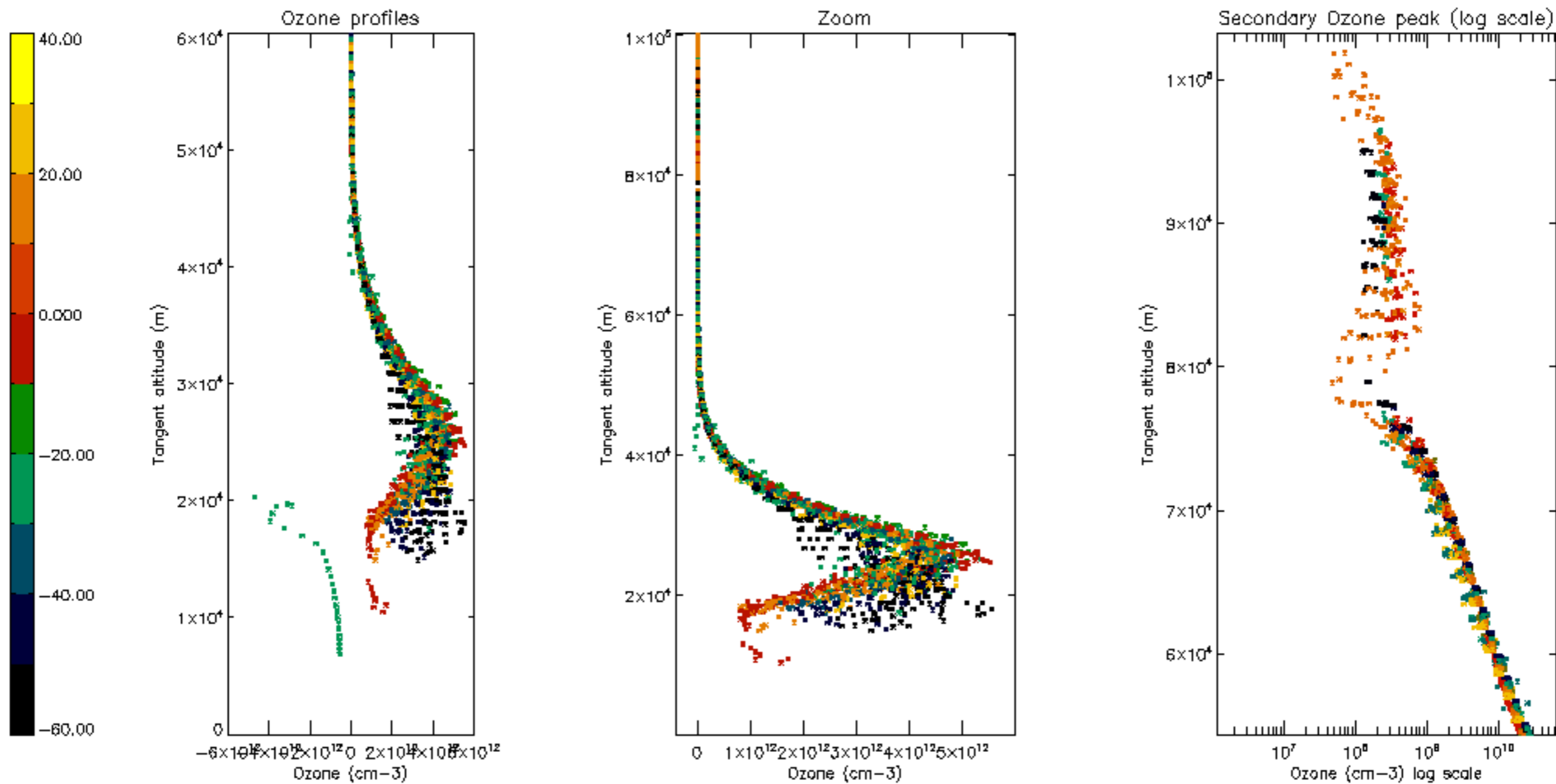
Percentage of star falling outside central band per profile

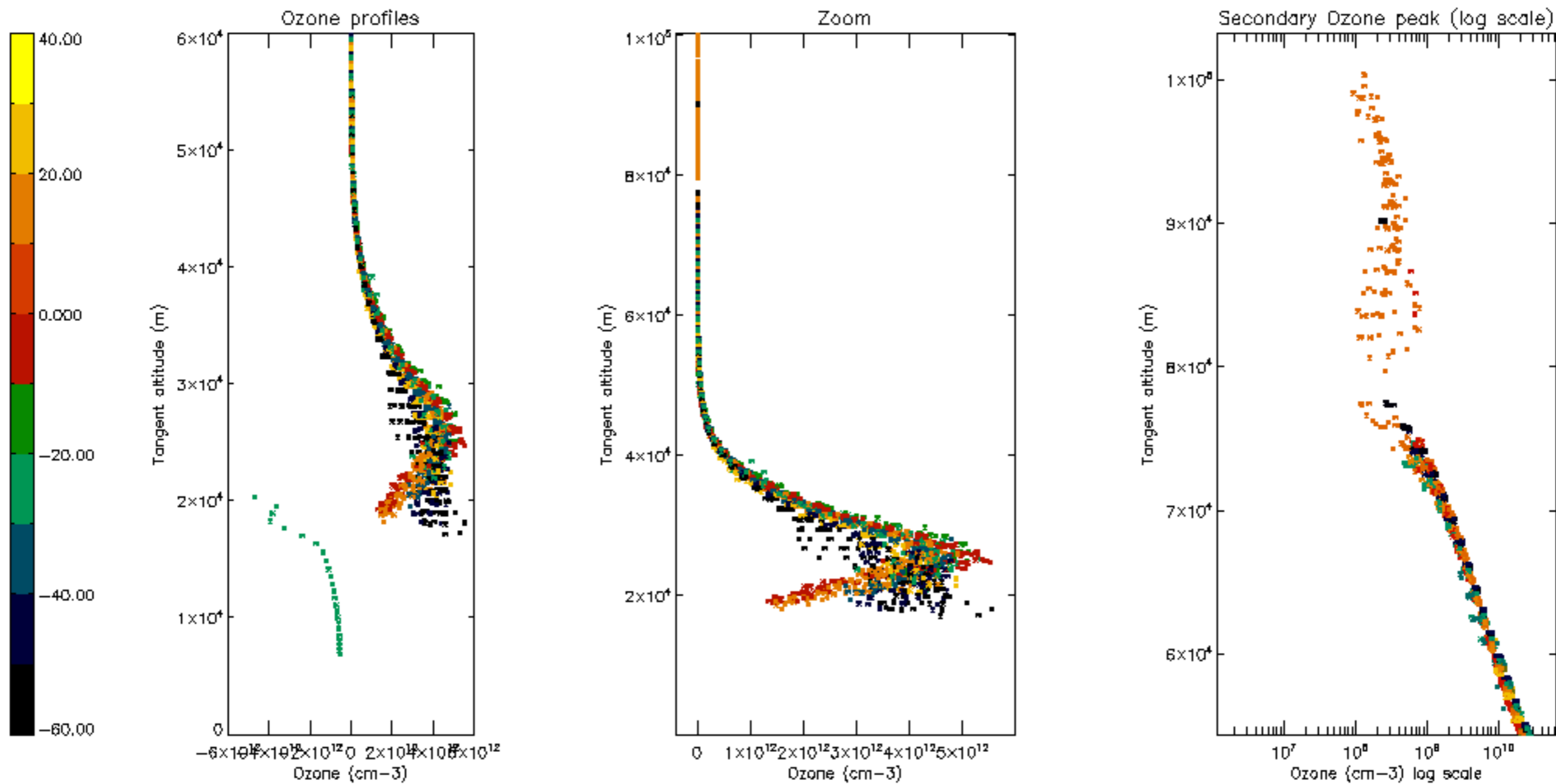


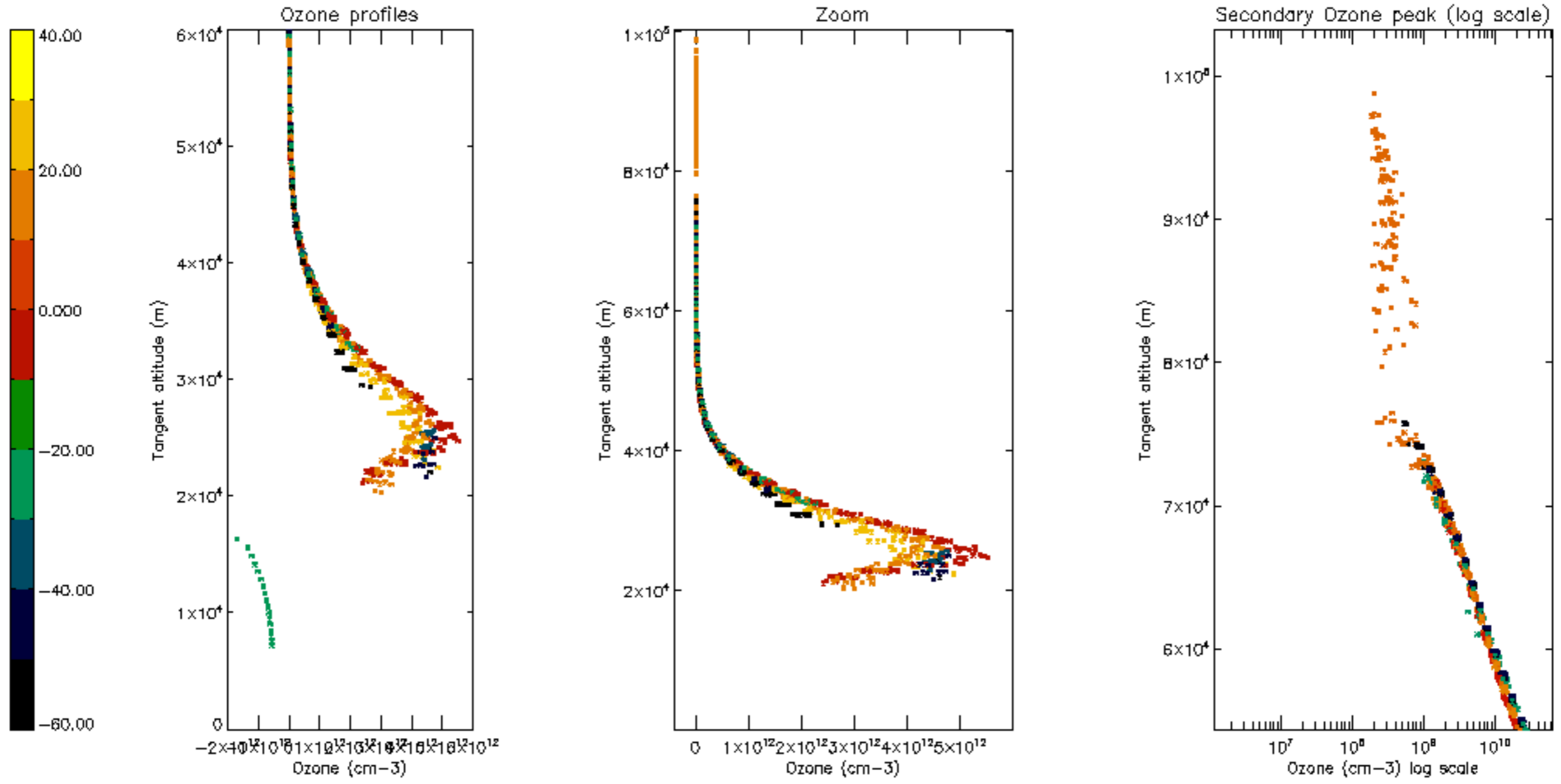
Percentage of saturation errors per profile

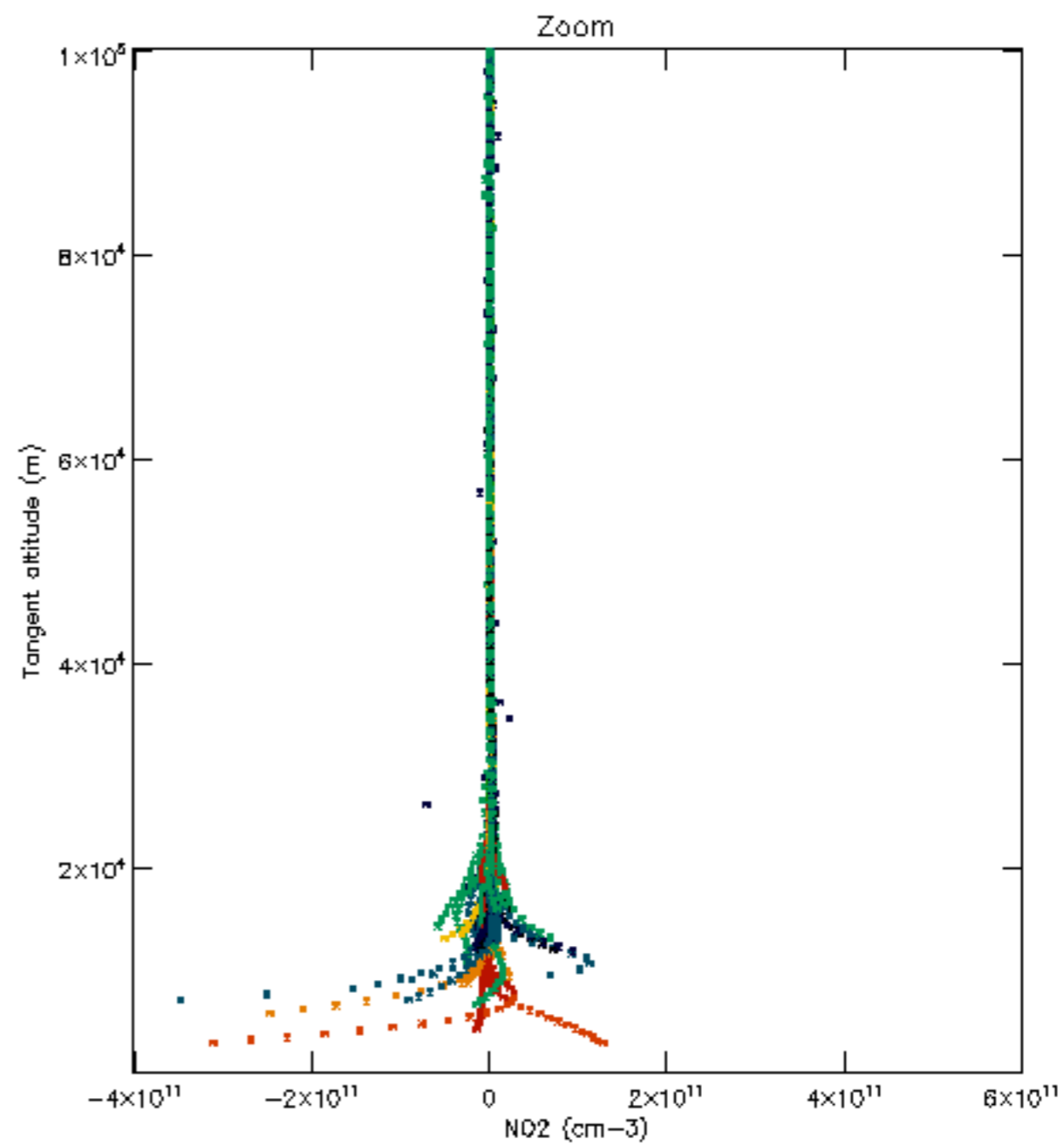
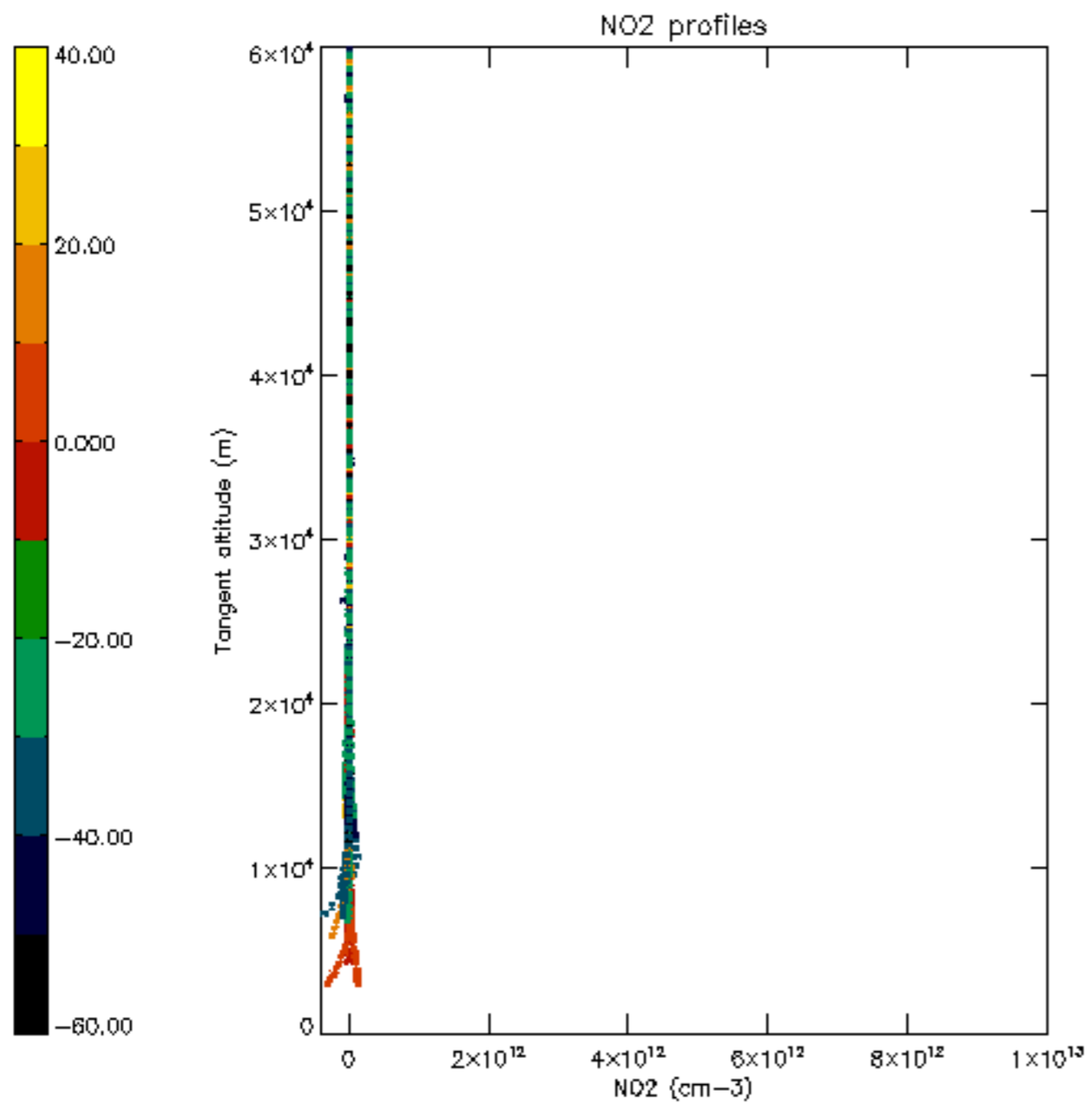


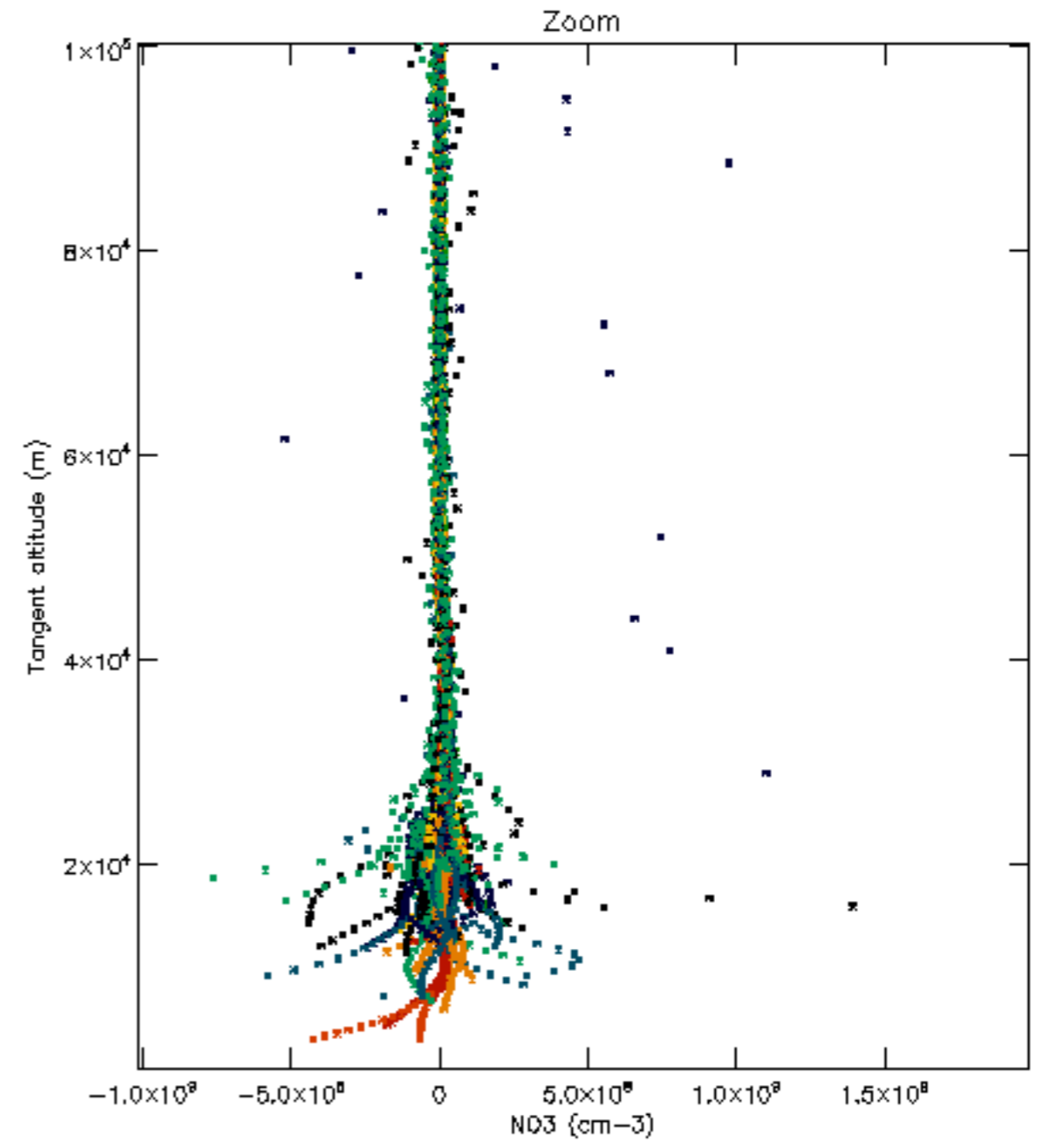
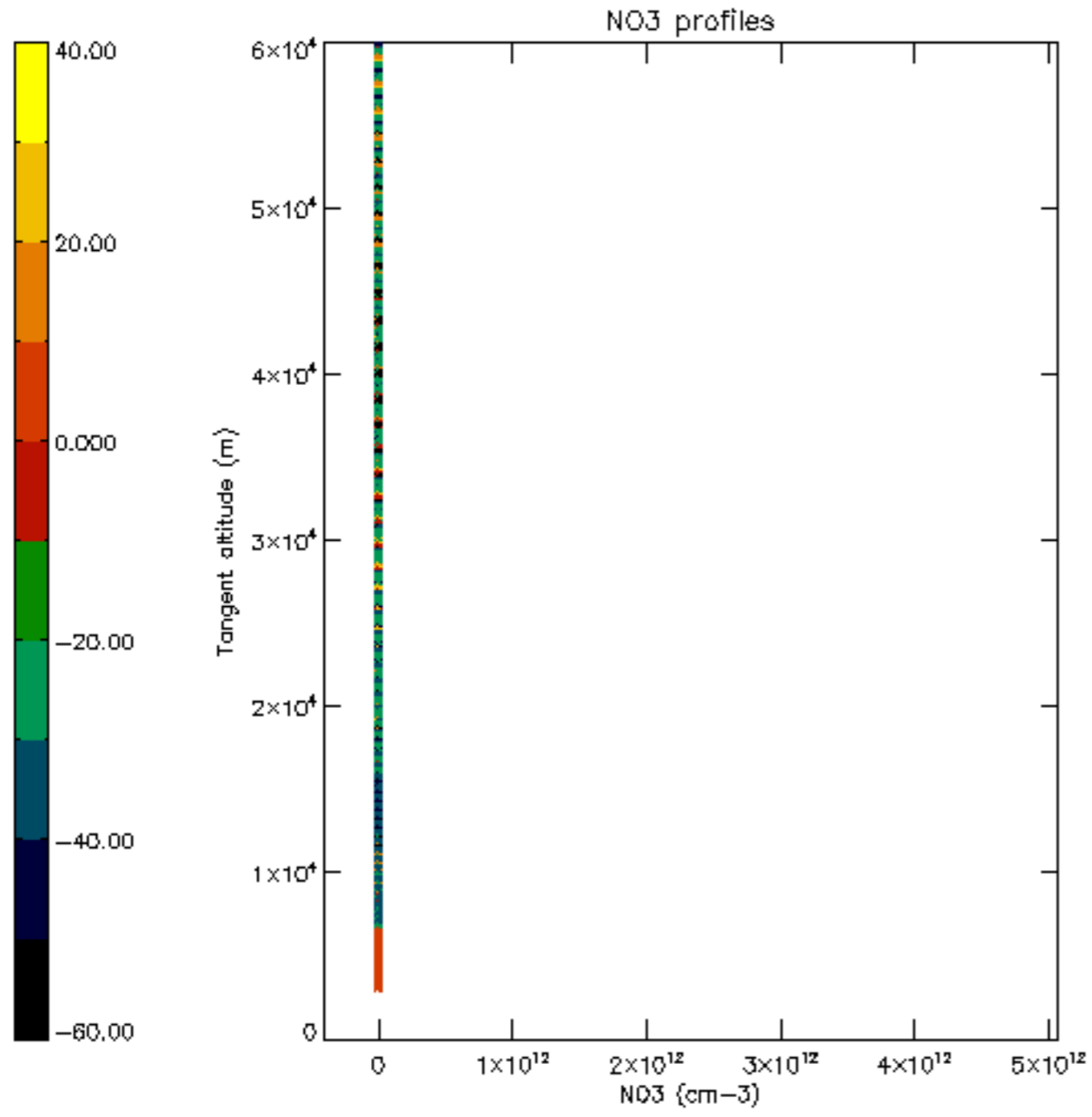


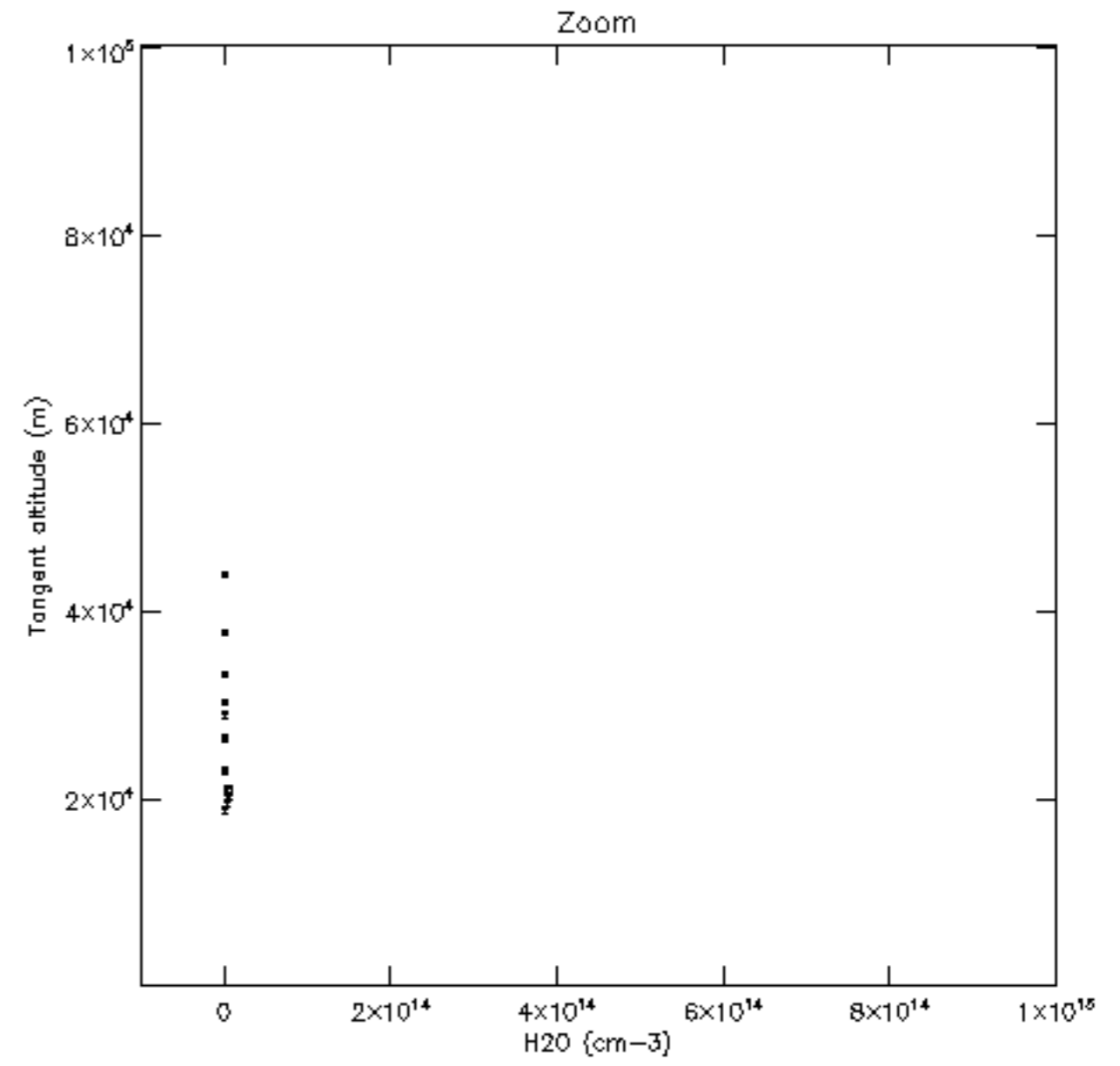
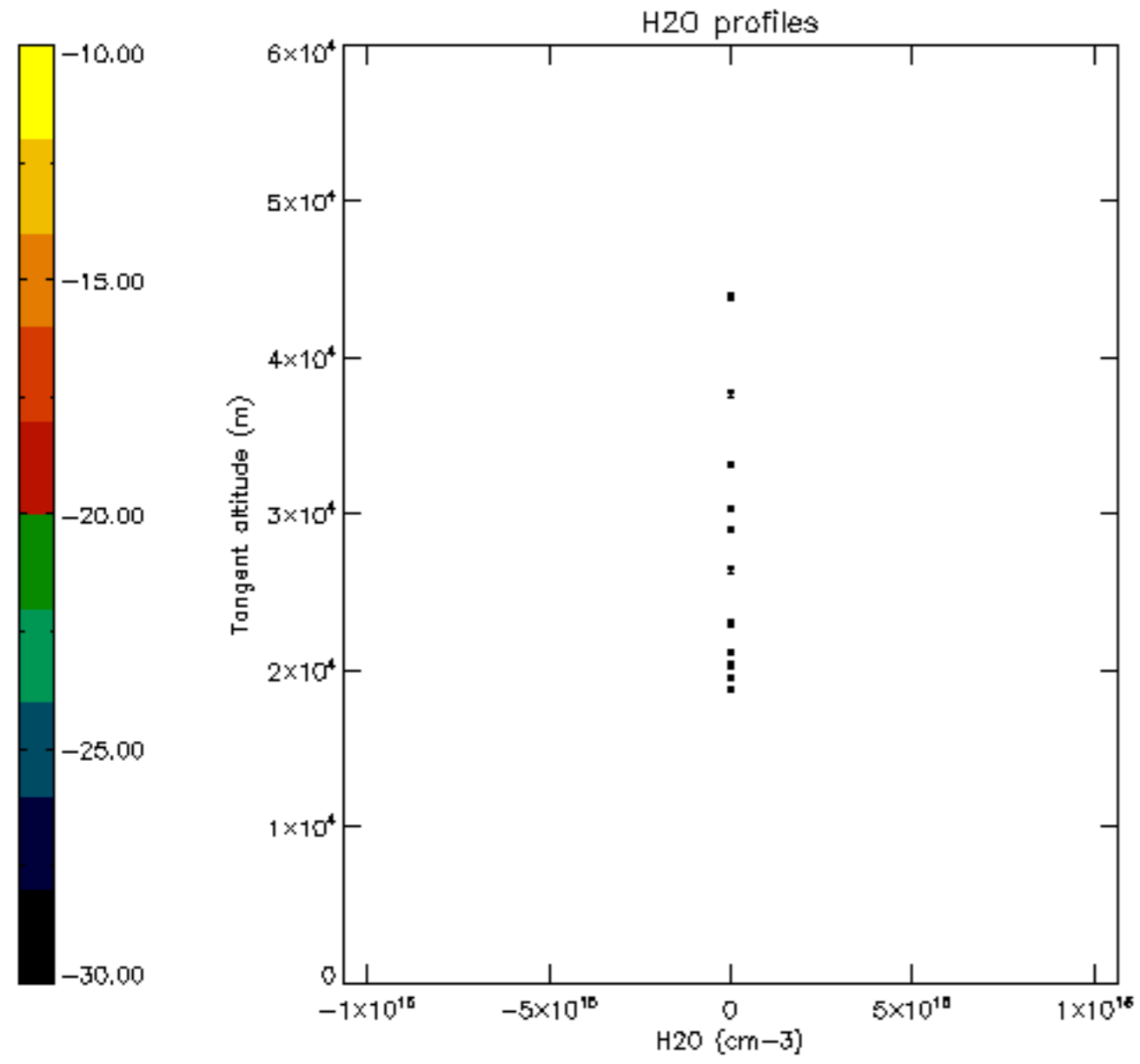


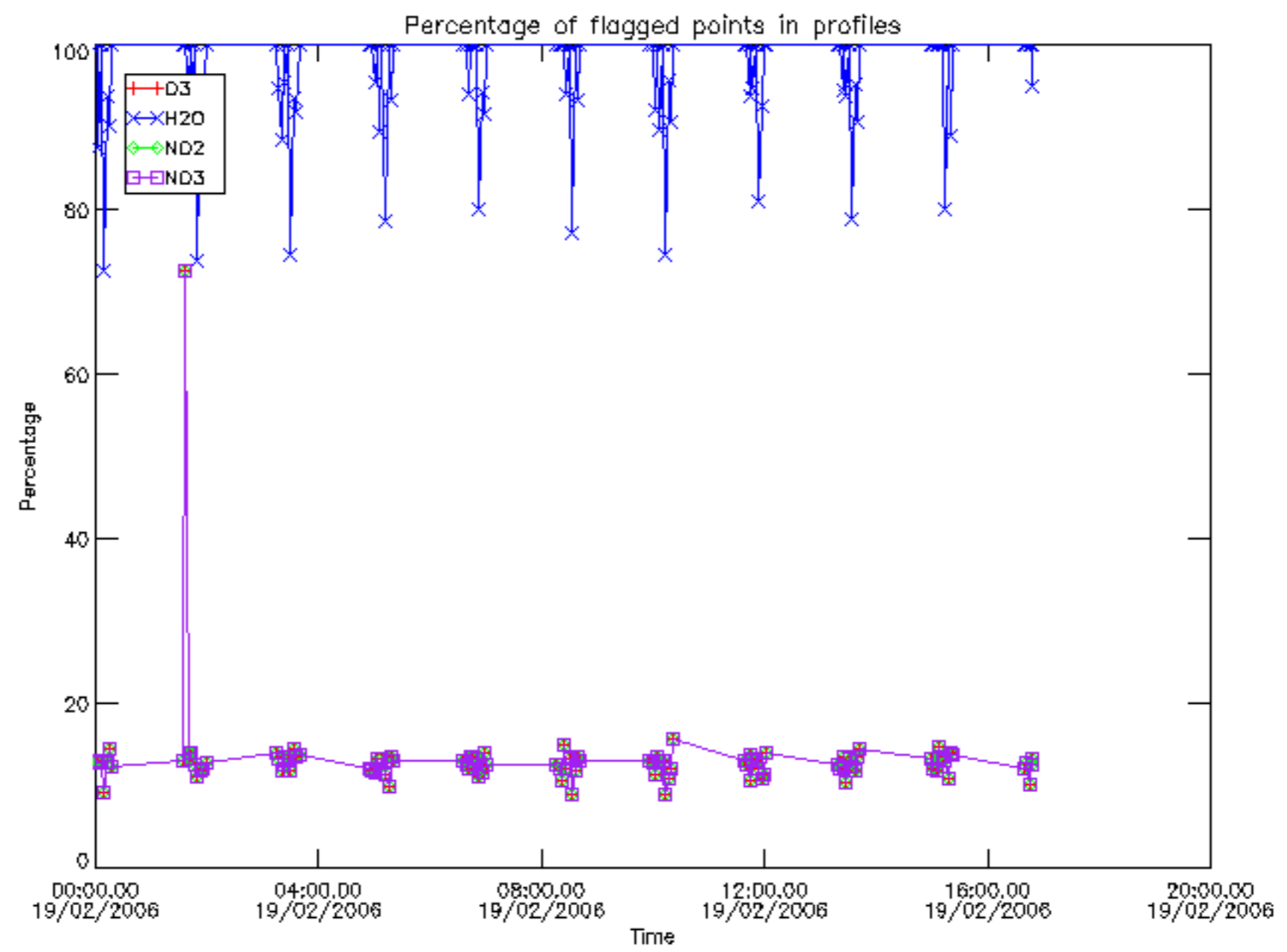




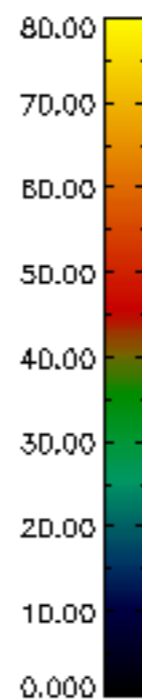
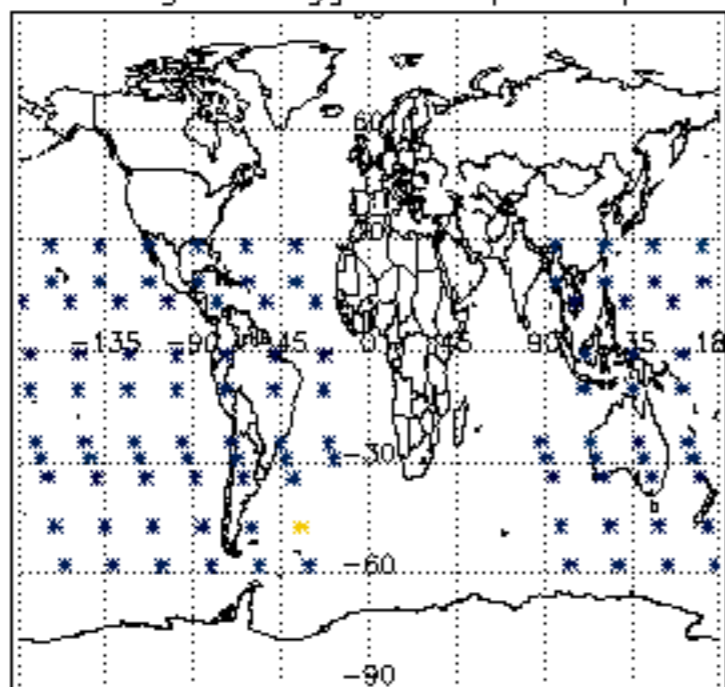




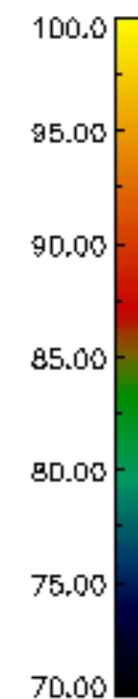
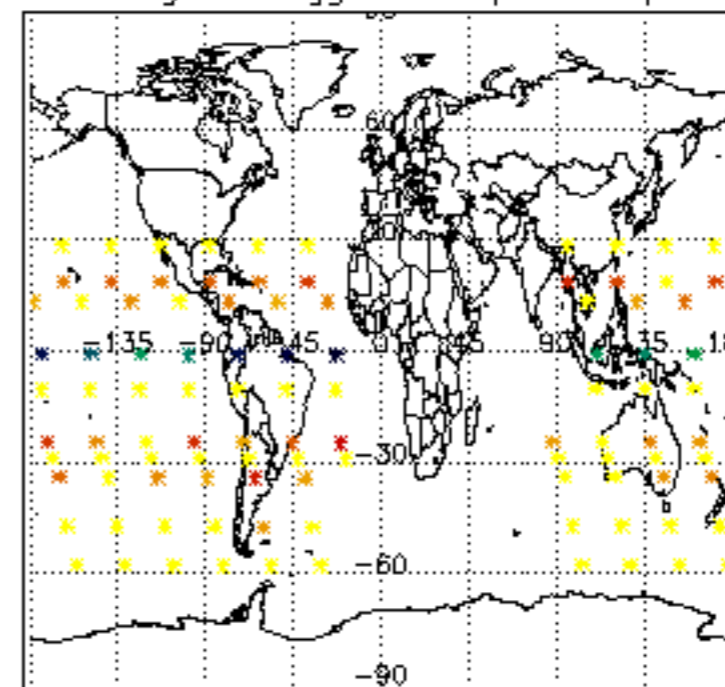




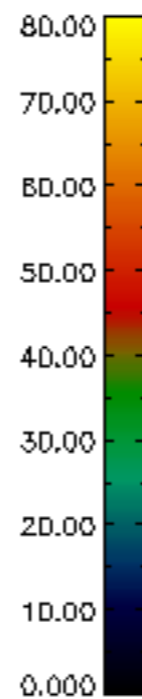
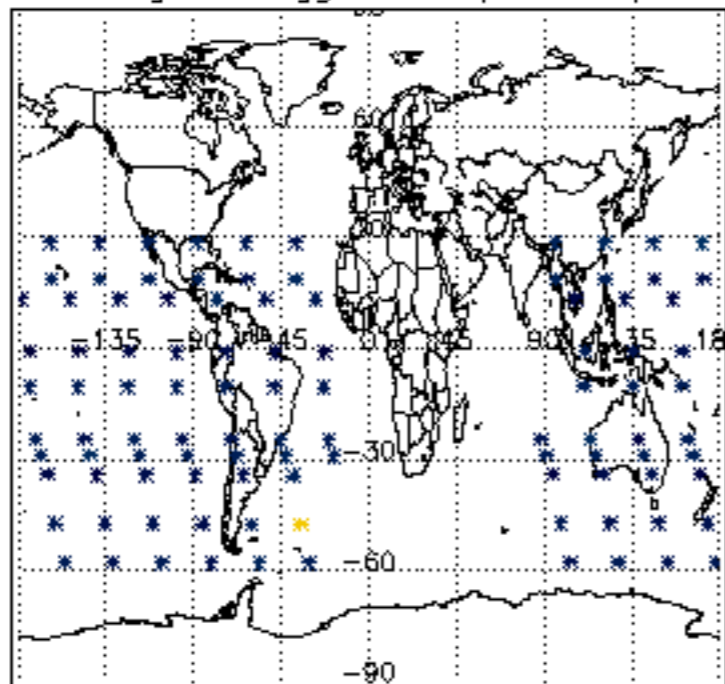
Percentage of flagged data per D3 profile



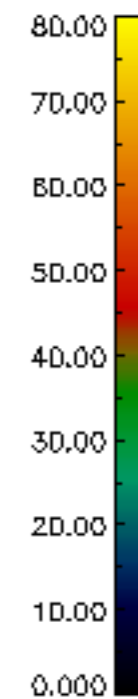
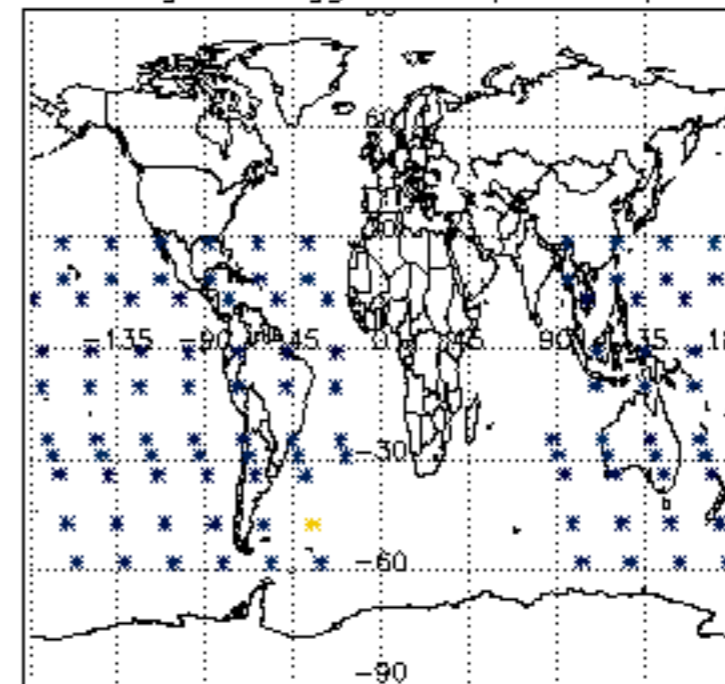
Percentage of flagged data per H2O profile

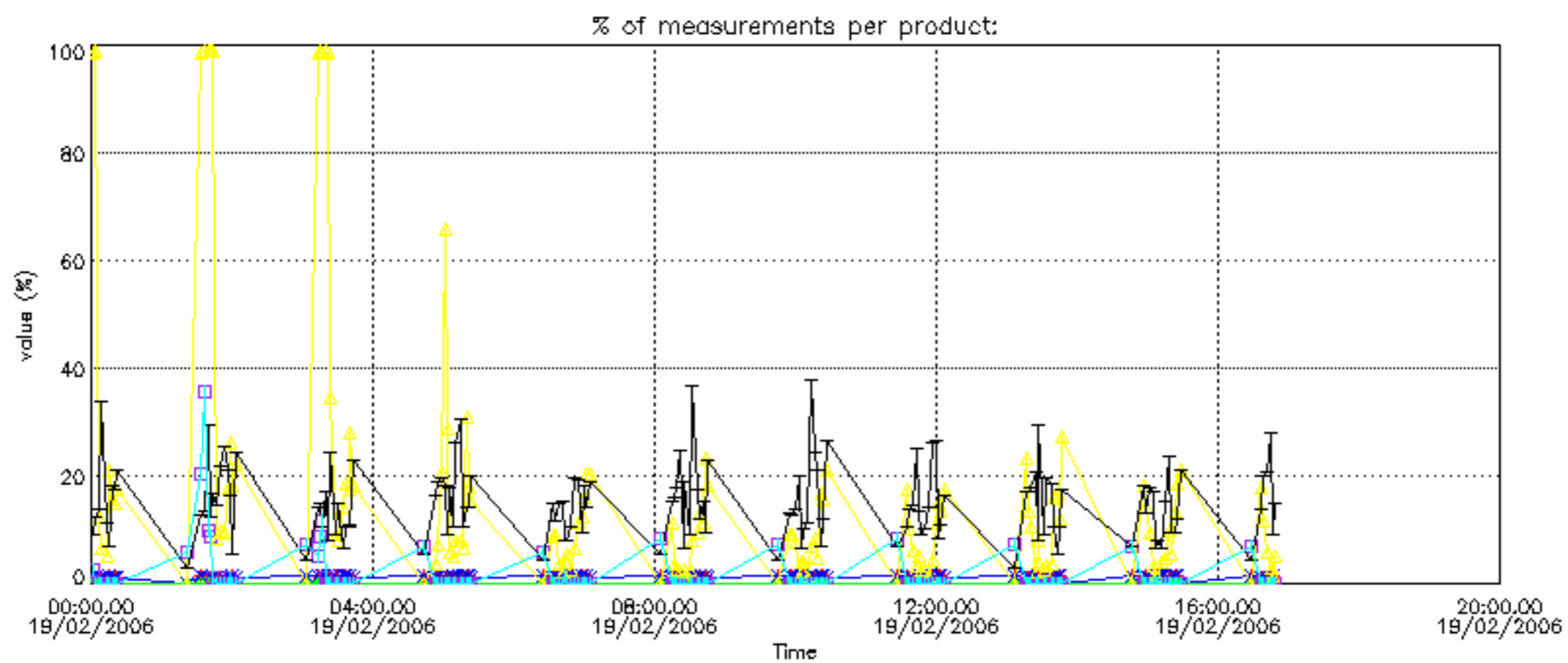
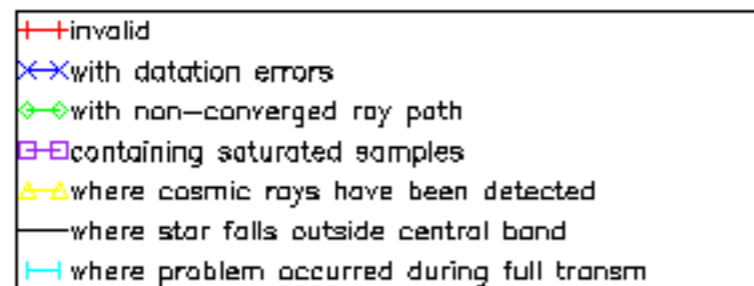


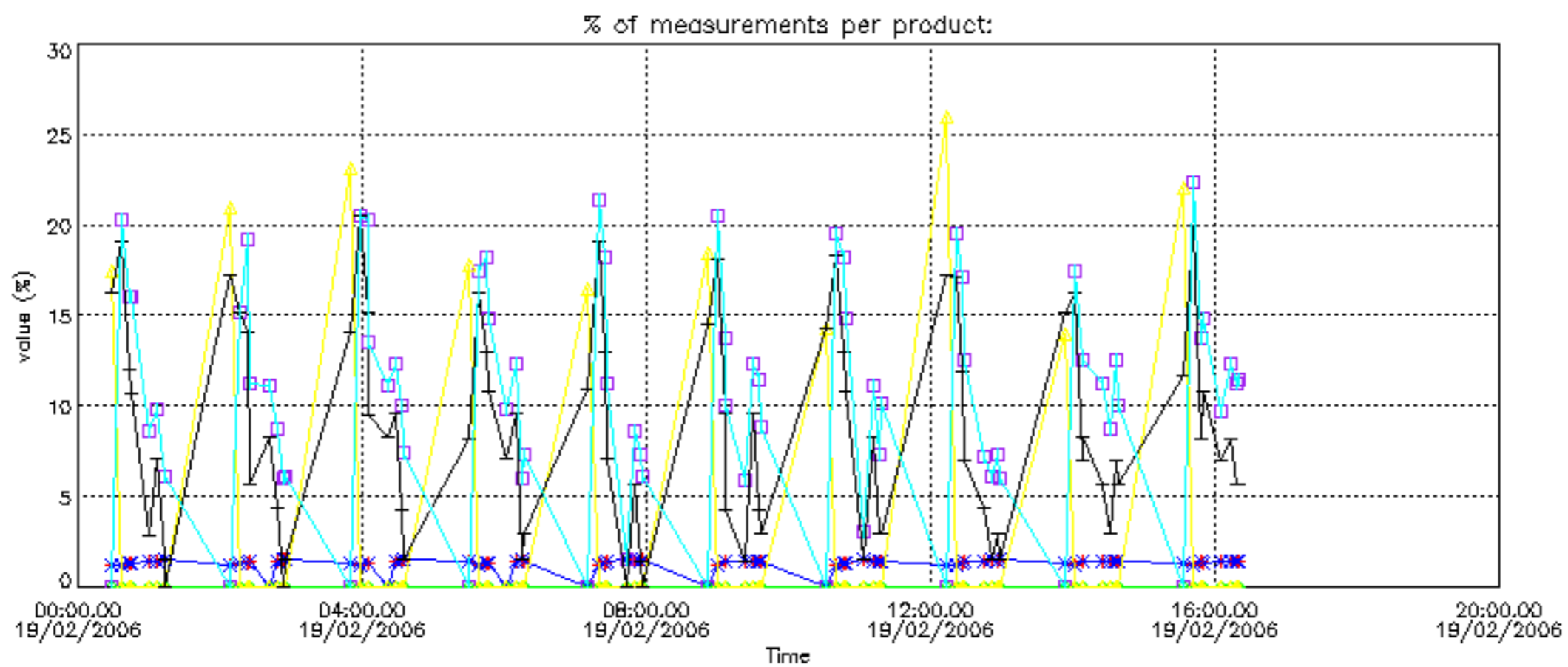
Percentage of flagged data per NO2 profile



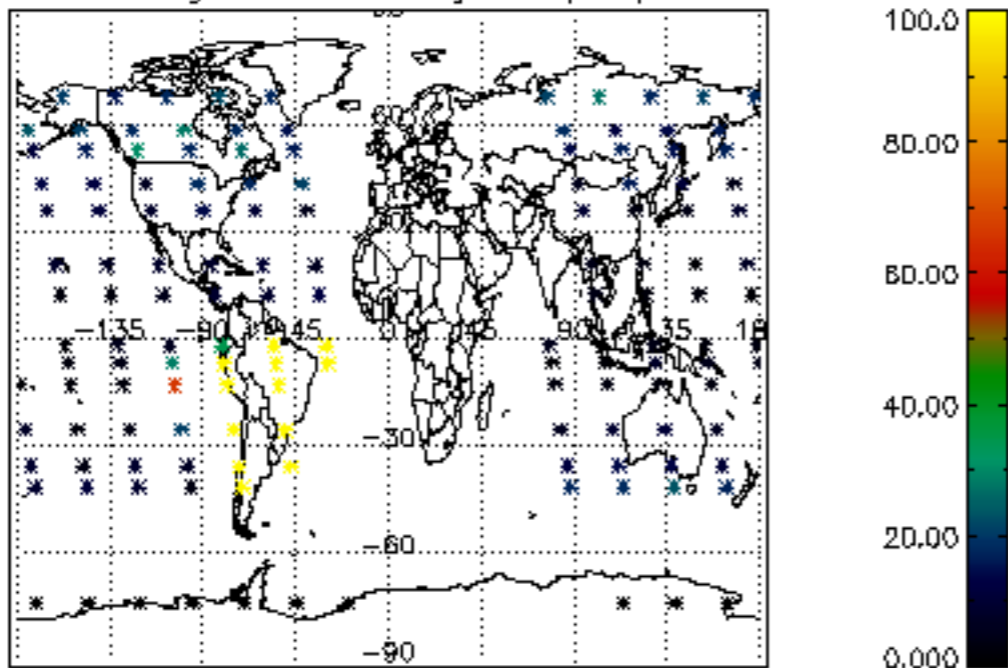
Percentage of flagged data per NO3 profile



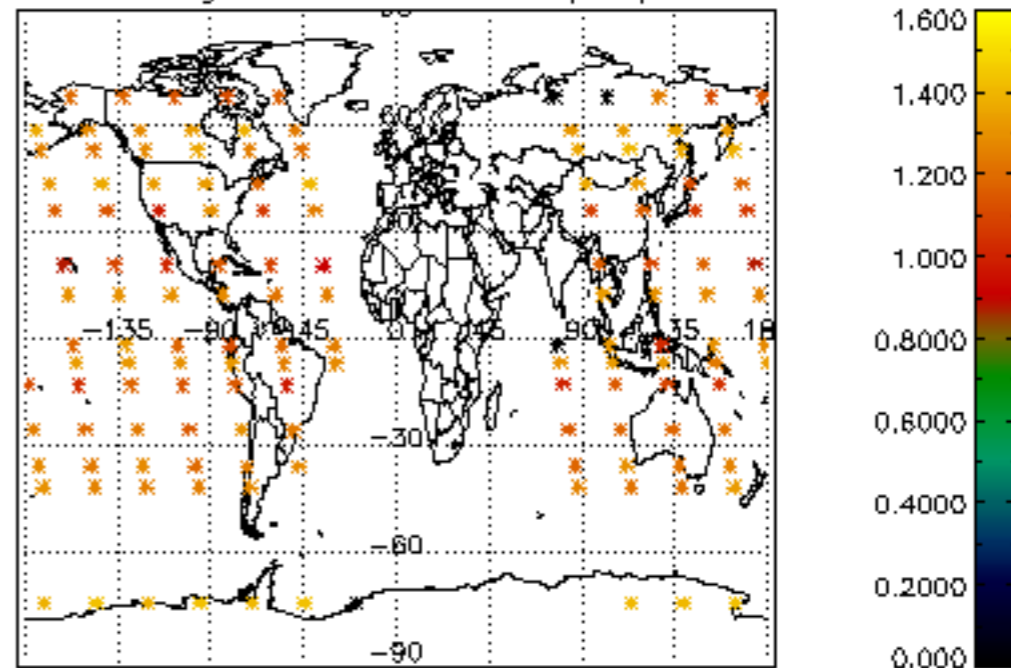




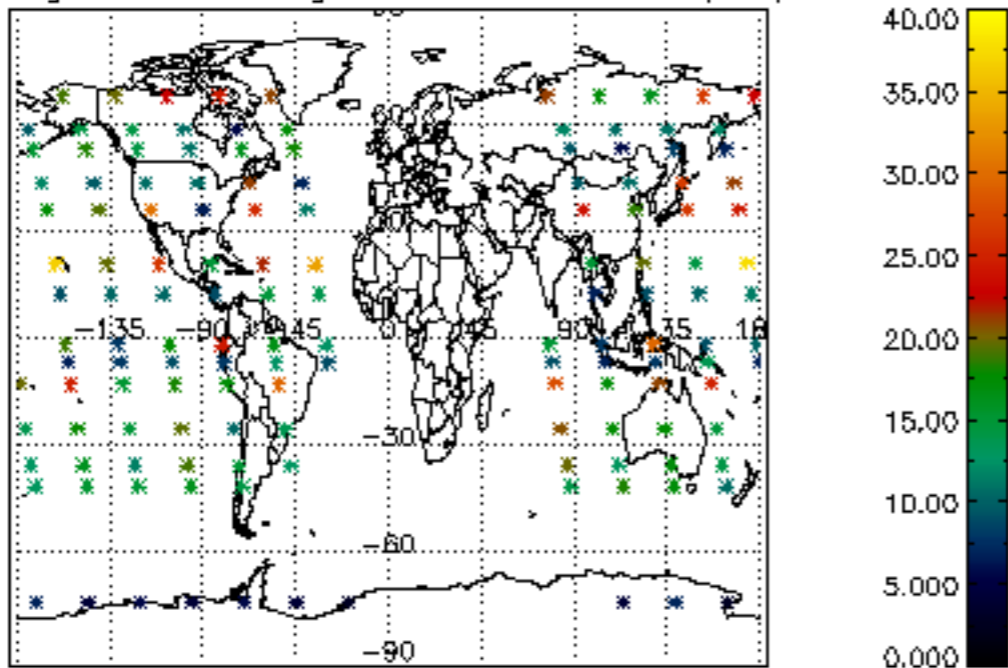
Percentage of cosmic ray hits per profile



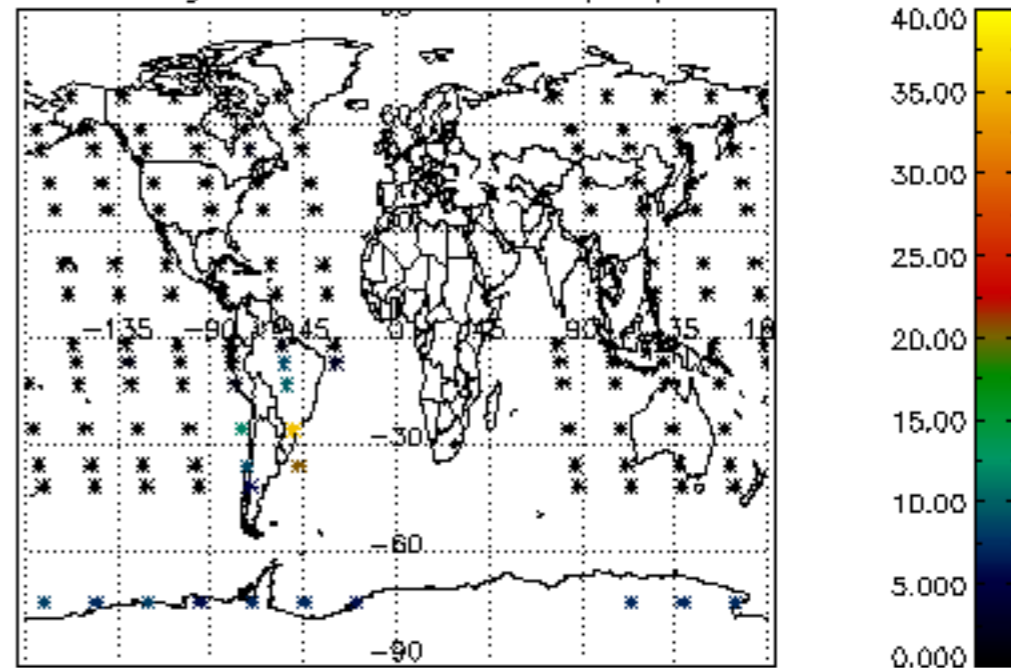
Percentage of datation errors per profile



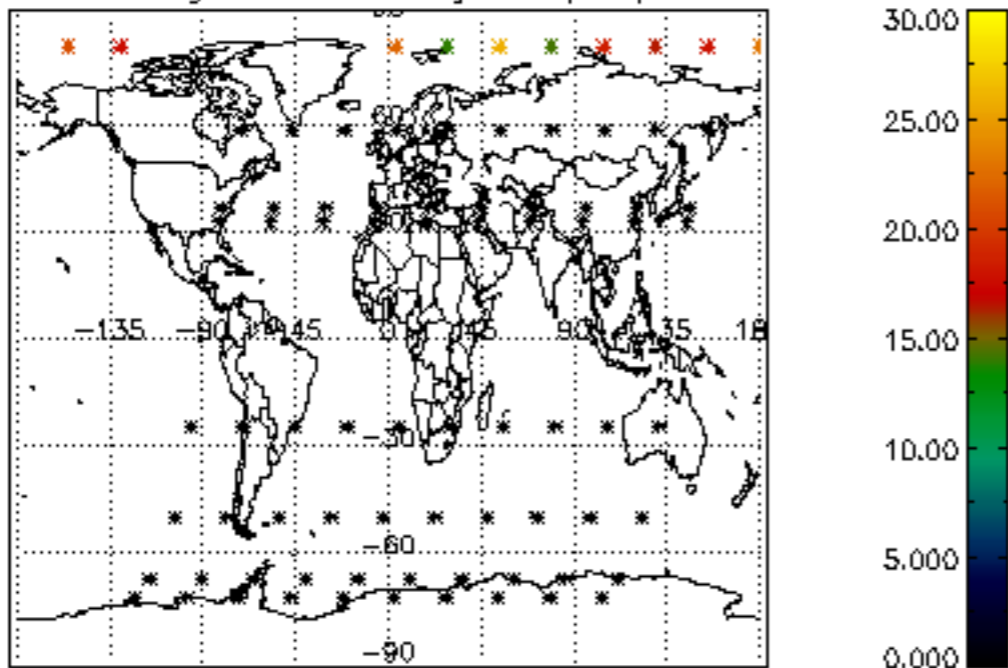
Percentage of star falling outside central band per profile



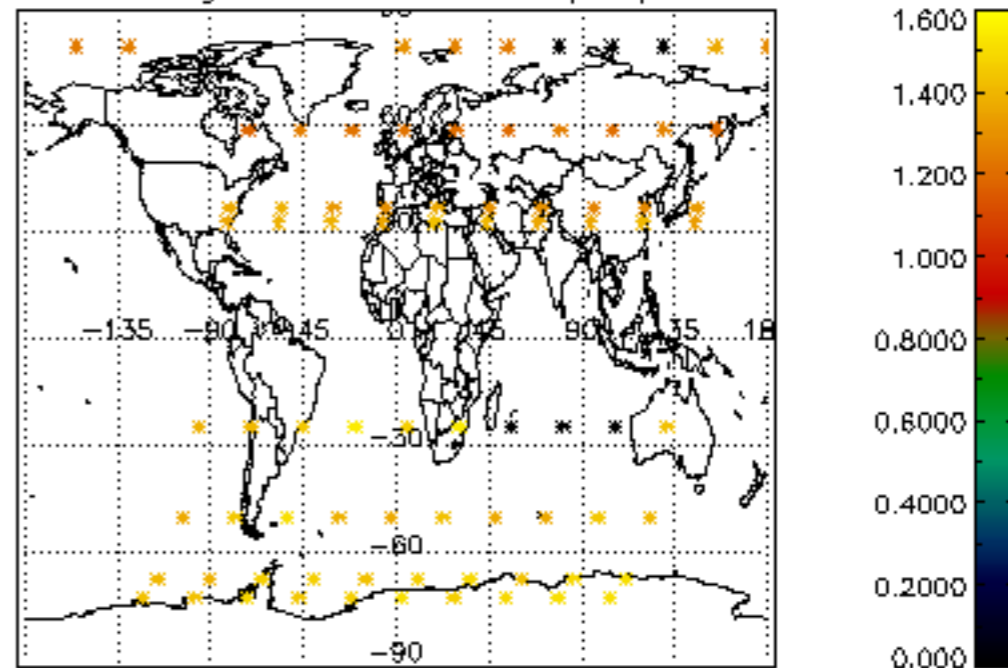
Percentage of saturation errors per profile



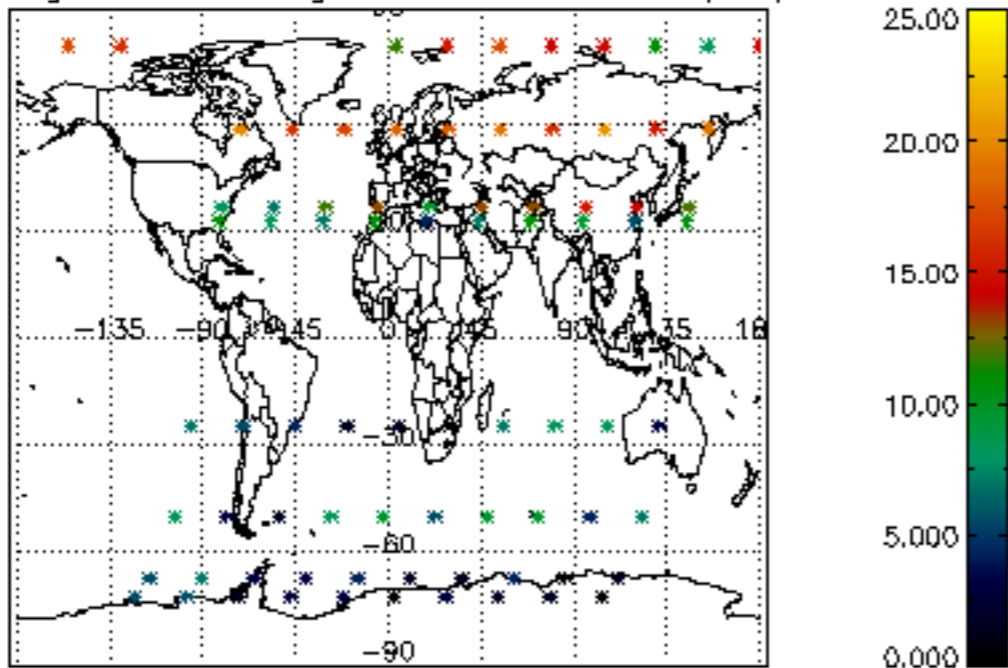
Percentage of cosmic ray hits per profile



Percentage of datation errors per profile



Percentage of star falling outside central band per profile



Percentage of saturation errors per profile

