

GOMOS Level 2 Daily Report

SUMMARY

[1. General Info](#)

[2. Summary of processed GOM_NL_2P products](#)

[3. Level 2 Quality information per product](#)

[3.1 Plot of level 2 quality information per product \(time dependant\)](#)

[3.2 Plot of level 2 quality information per product \(world map\)](#)

[4. Level 1 Quality information per product \(stored on level 2 products\)](#)

[4.1 Plot of level 1 quality information per product \(time dependant\)](#)

[4.1.1 Plot of level 1 quality information per product \(time dependant\): ASCENDING](#)

[4.1.2 Plot of level 1 quality information per product \(time dependant\): DESCENDING](#)

[4.2 Plot of level 1 quality information per product \(world map\)](#)

[4.2.1 Plot of level 1 quality information per product \(world map\): ASCENDING](#)

[4.2.2 Plot of level 1 quality information per product \(world map\): DESCENDING](#)

[5. Ozone profiles based on quality statistics and other trace gas profiles](#)

[5.1 Ozone statistics based on quality of products](#)

[5.2 Plot ozone profiles for all STD \(dark without errors\)](#)

[5.3 Plot ozone profiles where STD < 20% \(dark without errors\)](#)

[5.4. Plot ozone profiles where STD < 10% \(dark without errors\)](#)

[5.5. Plot ozone profiles where STD < 5% \(dark without errors\)](#)

[5.6 Plot NO2 profiles for all STD \(dark without errors\)](#)

[5.7 Plot NO3 profiles for all STD \(dark without errors\)](#)

[5.8 Plot H2O profiles \(only for occultations of stars 1,2,3,4,13,14,16,26,63 dark without errors\) for all STD](#)

[6. Auxiliary Data Files used for the production reported in section 2](#)

This report presents the daily analysis on parameters extracted from GOMOS level 2 data (GOM_NL__2P). It is intended to monitor some important parameters that will impact the quality of these products. A list of level 2 products (and content) that have arrived during the reporting day to the PCF is also given.

Item	Value
Time of report generation	22APR2013 15:48:22
Data source version	GOMOS/6.01
Start time of products	16-02-2006 (16FEB2006 00:00:00)
Stop time of products	17-02-2006 (17FEB2006 00:00:00)
Store outputs in DB	Yes
Nb of level 2 prods	314
Nb of prods with errors	0

2. Summary of processed GOM_NL__2P products.

Nr	Filename	UTC Start time	Limb	Duration	Star Id	Star Name	Star Mag	Star Temp	Nb Meas	Orbit	Prod. error
1	GOM_NL__2PRFIN20060216_000240_000000452045_00131_20726_8738.N1	16-FEB-2006 00:02:40	Dark	45.000	4	Alp1Cen	-0.010000	5800.0	90	20726	No
2	GOM_NL__2PRFIN20060216_000400_000000032045_00131_20726_8739.N1	16-FEB-2006 00:04:00	Dark	3.0000	10	Bet Cen	0.61000	28000.	6	20726	No
3	GOM_NL__2PRFIN20060216_000703_000000402045_00131_20726_8740.N1	16-FEB-2006 00:07:03	Dark	40.000	12	Alp1Cru	0.77500	30000.	80	20726	No
4	GOM_NL__2PRFIN20060216_000927_000000382045_00131_20726_8741.N1	16-FEB-2006 00:09:27	Dark	38.000	29	Bet Car	1.6720	10200.	76	20726	No
5	GOM_NL__2PRFIN20060216_001205_000000372045_00131_20726_8742.N1	16-FEB-2006 00:12:05	Dark	37.000	71	lot Car	2.2460	7700.0	74	20726	No
6	GOM_NL__2PRFIN20060216_001342_000000382045_00131_20726_8743.N1	16-FEB-2006 00:13:42	Dark	37.500	46	Del Vel	1.9540	10600.	75	20726	No
7	GOM_NL__2PRFIN20060216_001604_000000422045_00131_20726_8744.N1	16-FEB-2006 00:16:04	Straylight	42.000	34	Gam2Vel	1.7930	23000.	84	20726	No
8	GOM_NL__2PRFIN20060216_001809_000000392045_00131_20726_8745.N1	16-FEB-2006 00:18:09	Straylight	39.000	70	Zet Pup	2.2460	39000.	78	20726	No
9	GOM_NL__2PRFIN20060216_002227_000000402045_00131_20726_8746.N1	16-FEB-2006 00:22:27	Straylight	39.500	132	15Rho Pup	2.8030	6900.0	79	20726	No
10	GOM_NL__2PRFIN20060216_003055_000000422045_00131_20726_8747.N1	16-FEB-2006 00:30:55	Bright	42.000	8	10Alp CMi	0.40000	6500.0	84	20726	No
11	GOM_NL__2PRFIN20060216_003710_000000382045_00131_20726_8748.N1	16-FEB-2006 00:37:10	Bright	38.000	17	78Bet Gem	1.1610	4500.0	76	20726	No
12	GOM_NL__2PRFIN20060216_005432_000000352045_00131_20726_8749.N1	16-FEB-2006 00:54:32	Bright	35.000	49	1Alp UMi	1.9900	6300.0	70	20726	No
13	GOM_NL__2PRFIN20060216_010131_000000352045_00131_20726_8750.N1	16-FEB-2006 01:01:31	Bright	35.000	89	5Alp Cep	2.4510	8000.0	70	20726	No
14	GOM_NL__2PRFIN20060216_010638_000000332045_00131_20726_8751.N1	16-FEB-2006 01:06:38	Bright	33.000	19	50Alp Cyg	1.2460	10500.	66	20726	No
15	GOM_NL__2PRFIN20060216_010815_000000342045_00131_20726_8752.N1	16-FEB-2006 01:08:15	Bright	34.000	66	37Gam Cyg	2.2080	5900.0	68	20726	No
16	GOM_NL__2PRFIN20060216_011627_000000342045_00131_20726_8753.N1	16-FEB-2006 01:16:27	Bright	33.500	168	17Zet Aql	2.9860	11000.	67	20726	No
17	GOM_NL__2PRFIN20060216_012601_000000422045_00131_20726_8754.N1	16-FEB-2006 01:26:01	Twilight	41.500	155	41Pi Sgr	2.9000	6600.0	83	20726	No
18	GOM_NL__2PRFIN20060216_012741_000000392045_00131_20726_8755.N1	16-FEB-2006 01:27:41	Twilight	38.500	57	34Sig Sgr	2.0660	26000.	77	20726	No
19	GOM_NL__2PRFIN20060216_013238_000000472045_00131_20726_8756.N1	16-FEB-2006 01:32:38	Dark	46.500	25	35Lam Sco	1.6200	28000.	93	20726	No
20	GOM_NL__2PRFIN20060216_013354_000000462045_00131_20726_8757.N1	16-FEB-2006 01:33:54	Dark	45.500	40	The Sco	1.8590	7100.0	91	20726	No
21	GOM_NL__2PRFIN20060216_013539_000000402045_00131_20726_8758.N1	16-FEB-2006 01:35:39	Dark	40.000	147	Alp Ara	2.8770	26000.	80	20726	No
22	GOM_NL__2PRFIN20060216_014317_000000442045_00132_20727_8738.N1	16-FEB-2006 01:43:17	Dark	44.000	4	Alp1Cen	-0.010000	5800.0	88	20727	No
23	GOM_NL__2PRFIN20060216_014436_000000032045_00132_20727_8739.N1	16-FEB-2006 01:44:36	Dark	3.0000	10	Bet Cen	0.61000	28000.	6	20727	No
24	GOM_NL__2PRFIN20060216_014739_000000482045_00132_20727_8740.N1	16-FEB-2006 01:47:39	Dark	47.500	12	Alp1Cru	0.77500	30000.	95	20727	No
25	GOM_NL__2PRFIN20060216_015003_000000392045_00132_20727_8741.N1	16-FEB-2006 01:50:03	Dark	39.000	29	Bet Car	1.6720	10200.	78	20727	No
26	GOM_NL__2PRFIN20060216_015241_000000372045_00132_20727_8742.N1	16-FEB-2006 01:52:41	Dark	37.000	71	lot Car	2.2460	7700.0	74	20727	No
27	GOM_NL__2PRFIN20060216_015418_000000422045_00132_20727_8743.N1	16-FEB-2006 01:54:18	Dark	41.500	46	Del Vel	1.9540	10600.	83	20727	No
28	GOM_NL__2PRFIN20060216_015640_000000382045_00132_20727_8744.N1	16-FEB-2006 01:56:40	Straylight	38.000	34	Gam2Vel	1.7930	23000.	76	20727	No
29	GOM_NL__2PRFIN20060216_015845_000000372045_00132_20727_8745.N1	16-FEB-2006 01:58:45	Straylight	37.000	70	Zet Pup	2.2460	39000.	74	20727	No
30	GOM_NL__2PRFIN20060216_020303_000000402045_00132_20727_8746.N1	16-FEB-2006 02:03:03	Straylight	39.500	132	15Rho Pup	2.8030	6900.0	79	20727	No
31	GOM_NL__2PRFIN20060216_021130_000000402045_00132_20727_8747.N1	16-FEB-2006 02:11:30	Bright	40.000	8	10Alp CMi	0.40000	6500.0	80	20727	No
32	GOM_NL__2PRFIN20060216_021746_000000402045_00132_20727_8748.N1	16-FEB-2006 02:17:46	Bright	39.500	17	78Bet Gem	1.1610	4500.0	79	20727	No
33	GOM_NL__2PRFIN20060216_023508_000000362045_00132_20727_8749.N1	16-FEB-2006 02:35:08	Bright	35.500	49	1Alp UMi	1.9900	6300.0	71	20727	No
34	GOM_NL__2PRFIN20060216_024208_000000352045_00132_20727_8750.N1	16-FEB-2006 02:42:08	Bright	34.500	89	5Alp Cep	2.4510	8000.0	69	20727	No
35	GOM_NL__2PRFIN20060216_024714_000000342045_00132_20727_8751.N1	16-FEB-2006 02:47:14	Bright	34.000	19	50Alp Cyg	1.2460	10500.	68	20727	No
36	GOM_NL__2PRFIN20060216_024851_000000362045_00132_20727_8752.N1	16-FEB-2006 02:48:51	Bright	35.500	66	37Gam Cyg	2.2080	5900.0	71	20727	No
37	GOM_NL__2PRFIN20060216_025703_000000352045_00132_20727_8753.N1	16-FEB-2006 02:57:03	Bright	35.000	168	17Zet Aql	2.9860	11000.	70	20727	No
38	GOM_NL__2PRFIN20060216_030638_000000412045_00132_20727_8754.N1	16-FEB-2006 03:06:38	Twilight	40.500	155	41Pi Sgr	2.9000	6600.0	81	20727	No
39	GOM_NL__2PRFIN20060216_030817_000000422045_00132_20727_8755.N1	16-FEB-2006 03:08:17	Twilight	42.000	57	34Sig Sgr	2.0660	26000.	84	20727	No
40	GOM_NL__2PRFIN20060216_031104_000000422045_00132_20727_8756.N1	16-FEB-2006 03:11:04	Dark	42.000	38	20Eps Sgr	1.8360	11000.	84	20727	No
41	GOM_NL__2PRFIN20060216_031315_000000442045_00132_20727_8757.N1	16-FEB-2006 03:13:15	Dark	44.000	25	35Lam Sco	1.6200	28000.	88	20727	No
42	GOM_NL__2PRFIN20060216_031431_000000492045_00132_20727_8758.N1	16-FEB-2006 03:14:31	Dark	48.500	40	The Sco	1.8590	7100.0	97	20727	No

43	GOM_NL__2PRFIN20060216_031616_000000392045_00132_20727_8759.N1	16-FEB-2006 03:16:16	Dark	38.500	147	Alp Ara	2.8770	26000.	77	20727	No
44	GOM_NL__2PRFIN20060216_032353_000000492045_00133_20728_8738.N1	16-FEB-2006 03:23:53	Dark	48.500	4	Alp1Cen	-0.010000	5800.0	97	20728	No
45	GOM_NL__2PRFIN20060216_032513_00000022045_00133_20728_8739.N1	16-FEB-2006 03:25:13	Dark	2.0000	10	Bet Cen	0.61000	28000.	4	20728	No
46	GOM_NL__2PRFIN20060216_032816_000000392045_00133_20728_8740.N1	16-FEB-2006 03:28:16	Dark	39.000	12	Alp1Cru	0.77500	30000.	78	20728	No
47	GOM_NL__2PRFIN20060216_033039_000000412045_00133_20728_8741.N1	16-FEB-2006 03:30:39	Dark	40.500	29	Bet Car	1.6720	10200.	81	20728	No
48	GOM_NL__2PRFIN20060216_033317_000000412045_00133_20728_8742.N1	16-FEB-2006 03:33:17	Dark	40.500	71	lot Car	2.2460	7700.0	81	20728	No
49	GOM_NL__2PRFIN20060216_033454_000000382045_00133_20728_8743.N1	16-FEB-2006 03:34:54	Dark	38.000	46	Del Vel	1.9540	10600.	76	20728	No
50	GOM_NL__2PRFIN20060216_033717_000000412045_00133_20728_8744.N1	16-FEB-2006 03:37:17	Straylight	40.500	34	Gam2Vel	1.7930	23000.	81	20728	No
51	GOM_NL__2PRFIN20060216_033921_000000402045_00133_20728_8745.N1	16-FEB-2006 03:39:21	Straylight	40.000	70	Zet Pup	2.2460	39000.	80	20728	No
52	GOM_NL__2PRFIN20060216_034339_000000392045_00133_20728_8746.N1	16-FEB-2006 03:43:39	Straylight	38.500	132	15Rho Pup	2.8030	6900.0	77	20728	No
53	GOM_NL__2PRFIN20060216_035207_000000442045_00133_20728_8747.N1	16-FEB-2006 03:52:07	Bright	43.500	8	10Alp CMi	0.40000	6500.0	87	20728	No
54	GOM_NL__2PRFIN20060216_035823_000000392045_00133_20728_8748.N1	16-FEB-2006 03:58:23	Bright	39.000	17	78Bet Gem	1.1610	4500.0	78	20728	No
55	GOM_NL__2PRFIN20060216_041544_000000362045_00133_20728_8749.N1	16-FEB-2006 04:15:44	Bright	36.000	49	1Alp UMi	1.9900	6300.0	72	20728	No
56	GOM_NL__2PRFIN20060216_042244_000000362045_00133_20728_8750.N1	16-FEB-2006 04:22:44	Bright	36.000	89	5Alp Cep	2.4510	8000.0	72	20728	No
57	GOM_NL__2PRFIN20060216_042750_000000372045_00133_20728_8751.N1	16-FEB-2006 04:27:50	Bright	36.500	19	50Alp Cyg	1.2460	10500.	73	20728	No
58	GOM_NL__2PRFIN20060216_042927_000000352045_00133_20728_8752.N1	16-FEB-2006 04:29:27	Bright	34.500	66	37Gam Cyg	2.2080	5900.0	69	20728	No
59	GOM_NL__2PRFIN20060216_043740_000000352045_00133_20728_8753.N1	16-FEB-2006 04:37:40	Bright	34.500	168	17Zet Aql	2.9860	11000.	69	20728	No
60	GOM_NL__2PRFIN20060216_044714_000000412045_00133_20728_8754.N1	16-FEB-2006 04:47:14	Twilight	40.500	155	41Pi Sgr	2.9000	6600.0	81	20728	No
61	GOM_NL__2PRFIN20060216_044853_000000402045_00133_20728_8755.N1	16-FEB-2006 04:48:53	Twilight	39.500	57	34Sig Sgr	2.0660	26000.	79	20728	No
62	GOM_NL__2PRFIN20060216_045141_000000412045_00133_20728_8756.N1	16-FEB-2006 04:51:41	Dark	40.500	38	20Eps Sgr	1.8360	11000.	81	20728	No
63	GOM_NL__2PRFIN20060216_045351_000000412045_00133_20728_8757.N1	16-FEB-2006 04:53:51	Dark	40.500	25	35Lam Sco	1.6200	28000.	81	20728	No
64	GOM_NL__2PRFIN20060216_045507_000000432045_00133_20728_8758.N1	16-FEB-2006 04:55:07	Dark	42.500	40	The Sco	1.8590	7100.0	85	20728	No
65	GOM_NL__2PRFIN20060216_045652_000000372045_00133_20728_8759.N1	16-FEB-2006 04:56:52	Dark	37.000	147	Alp Ara	2.8770	26000.	74	20728	No
66	GOM_NL__2PRFIN20060216_050430_000000432045_00134_20729_8738.N1	16-FEB-2006 05:04:30	Dark	43.000	4	Alp1Cen	-0.010000	5800.0	86	20729	No
67	GOM_NL__2PRFIN20060216_050549_00000022045_00134_20729_8739.N1	16-FEB-2006 05:05:49	Dark	2.0000	10	Bet Cen	0.61000	28000.	4	20729	No
68	GOM_NL__2PRFIN20060216_050852_000000392045_00134_20729_8740.N1	16-FEB-2006 05:08:52	Dark	39.000	12	Alp1Cru	0.77500	30000.	78	20729	No
69	GOM_NL__2PRFIN20060216_051115_000000372045_00134_20729_8741.N1	16-FEB-2006 05:11:15	Dark	36.500	29	Bet Car	1.6720	10200.	73	20729	No
70	GOM_NL__2PRFIN20060216_051353_000000362045_00134_20729_8742.N1	16-FEB-2006 05:13:53	Dark	36.000	71	lot Car	2.2460	7700.0	72	20729	No
71	GOM_NL__2PRFIN20060216_051530_000000382045_00134_20729_8743.N1	16-FEB-2006 05:15:30	Dark	37.500	46	Del Vel	1.9540	10600.	75	20729	No
72	GOM_NL__2PRFIN20060216_051753_000000412045_00134_20729_8744.N1	16-FEB-2006 05:17:53	Straylight	41.000	34	Gam2Vel	1.7930	23000.	82	20729	No
73	GOM_NL__2PRFIN20060216_051958_000000382045_00134_20729_8745.N1	16-FEB-2006 05:19:58	Straylight	38.000	70	Zet Pup	2.2460	39000.	76	20729	No
74	GOM_NL__2PRFIN20060216_052415_000000382045_00134_20729_8746.N1	16-FEB-2006 05:24:15	Straylight	38.000	132	15Rho Pup	2.8030	6900.0	76	20729	No
75	GOM_NL__2PRFIN20060216_053243_000000382045_00134_20729_8747.N1	16-FEB-2006 05:32:43	Bright	38.000	8	10Alp CMi	0.40000	6500.0	76	20729	No
76	GOM_NL__2PRFIN20060216_053859_000000392045_00134_20729_8748.N1	16-FEB-2006 05:38:59	Bright	38.500	17	78Bet Gem	1.1610	4500.0	77	20729	No
77	GOM_NL__2PRFIN20060216_055620_000000352045_00134_20729_8749.N1	16-FEB-2006 05:56:20	Bright	34.500	49	1Alp UMi	1.9900	6300.0	69	20729	No
78	GOM_NL__2PRFIN20060216_060320_000000352045_00134_20729_8750.N1	16-FEB-2006 06:03:20	Bright	34.500	89	5Alp Cep	2.4510	8000.0	69	20729	No
79	GOM_NL__2PRFIN20060216_060827_000000352045_00134_20729_8751.N1	16-FEB-2006 06:08:27	Bright	34.500	19	50Alp Cyg	1.2460	10500.	69	20729	No
80	GOM_NL__2PRFIN20060216_061003_000000362045_00134_20729_8752.N1	16-FEB-2006 06:10:03	Bright	35.500	66	37Gam Cyg	2.2080	5900.0	71	20729	No
81	GOM_NL__2PRFIN20060216_061816_000000352045_00134_20729_8753.N1	16-FEB-2006 06:18:16	Bright	34.500	168	17Zet Aql	2.9860	11000.	69	20729	No
82	GOM_NL__2PRFIN20060216_062750_000000422045_00134_20729_8754.N1	16-FEB-2006 06:27:50	Twilight	42.000	155	41Pi Sgr	2.9000	6600.0	84	20729	No
83	GOM_NL__2PRFIN20060216_062930_000000412045_00134_20729_8755.N1	16-FEB-2006 06:29:30	Twilight	40.500	57	34Sig Sgr	2.0660	26000.	81	20729	No
84	GOM_NL__2PRFIN20060216_063217_000000432045_00134_20729_8756.N1	16-FEB-2006 06:32:17	Dark	42.500	38	20Eps Sgr	1.8360	11000.	85	20729	No
85	GOM_NL__2PRFIN20060216_063428_000000482045_00134_20729_8757.N1	16-FEB-2006 06:34:28	Dark	48.000	25	35Lam Sco	1.6200	28000.	96	20729	No
86	GOM_NL__2PRFIN20060216_063544_000000432045_00134_20729_8758.N1	16-FEB-2006 06:35:44	Dark	42.500	40	The Sco	1.8590	7100.0	85	20729	No
87	GOM_NL__2PRFIN20060216_063729_000000382045_00134_20729_8759.N1	16-FEB-2006 06:37:29	Dark	38.000	147	Alp Ara	2.8770	26000.	76	20729	No
88	GOM_NL__2PRFIN20060216_064507_000000562045_00135_20730_8738.N1	16-FEB-2006 06:45:07	Dark	55.500	4	Alp1Cen	-0.010000	5800.0	111	20730	No
89	GOM_NL__2PRFIN20060216_064626_00000022045_00135_20730_8739.N1	16-FEB-2006 06:46:26	Dark	2.0000	10	Bet Cen	0.61000	28000.	4	20730	No
90	GOM_NL__2PRFIN20060216_064929_000000462045_00135_20730_8740.N1	16-FEB-2006 06:49:29	Dark	46.000	12	Alp1Cru	0.77500	30000.	92	20730	No
91	GOM_NL__2PRFIN20060216_065151_000000412045_00135_20730_8741.N1	16-FEB-2006 06:51:51	Dark	41.000	29	Bet Car	1.6720	10200.	82	20730	No
92	GOM_NL__2PRFIN20060216_065430_000000402045_00135_20730_8742.N1	16-FEB-2006 06:54:30	Dark	39.500	71	lot Car	2.2460	7700.0	79	20730	No
93	GOM_NL__2PRFIN20060216_065607_000000392045_00135_20730_8743.N1	16-FEB-2006 06:56:07	Dark	38.500	46	Del Vel	1.9540	10600.	77	20730	No
94	GOM_NL__2PRFIN20060216_065829_000000382045_00135_20730_8744.N1	16-FEB-2006 06:58:29	Straylight	38.000	34	Gam2Vel	1.7930	23000.	76	20730	No
95	GOM_NL__2PRFIN20060216_070034_000000372045_00135_20730_8745.N1	16-FEB-2006 07:00:34	Straylight	36.500	70	Zet Pup	2.2460	39000.	73	20730	No
96	GOM_NL__2PRFIN20060216_070452_000000372045_00135_20730_8746.N1	16-FEB-2006 07:04:52	Straylight	36.500	132	15Rho Pup	2.8030	6900.0	73	20730	No
97	GOM_NL__2PRFIN20060216_071319_000000432045_00135_20730_8747.N1	16-FEB-2006 07:13:19	Bright	43.000	8	10Alp CMi	0.40000	6500.0	86	20730	No
98	GOM_NL__2PRFIN20060216_071935_000000372045_00135_20730_8748.N1	16-FEB-2006 07:19:35	Bright	36.500	17	78Bet Gem	1.1610	4500.0	73	20730	No
99	GOM_NL__2PRFIN20060216_073656_000000332045_00135_20730_8749.N1	16-FEB-2006 07:36:56	Bright	33.000	49	1Alp UMi	1.9900	6300.0	66	20730	No
100	GOM_NL__2PRFIN20060216_074356_000000352045_00135_20730_8750.N1	16-FEB-2006 07:43:56	Bright	35.000	89	5Alp Cep	2.4510	8000.0	70	20730	No
101	GOM_NL__2PRFIN20060216_074903_000000342045_00135_20730_8751.N1	16-FEB-2006 07:49:03	Bright	34.000	19	50Alp Cyg	1.2460	10500.	68	20730	No

102	GOM_NL__2PRFIN20060216_075039_000000352045_00135_20730_8752.N1	16-FEB-2006 07:50:39	Bright	35.000	66	37Gam Cyg	2.2080	5900.0	70	20730	No
103	GOM_NL__2PRFIN20060216_075852_000000352045_00135_20730_8753.N1	16-FEB-2006 07:58:52	Bright	35.000	168	17Zet Aql	2.9860	11000.	70	20730	No
104	GOM_NL__2PRFIN20060216_080826_000000392045_00135_20730_8754.N1	16-FEB-2006 08:08:26	Twilight	39.000	155	41Pi Sgr	2.9000	6600.0	78	20730	No
105	GOM_NL__2PRFIN20060216_081006_000000392045_00135_20730_8755.N1	16-FEB-2006 08:10:06	Twilight	39.000	57	34Sig Sgr	2.0660	26000.	78	20730	No
106	GOM_NL__2PRFIN20060216_081253_000000422045_00135_20730_8756.N1	16-FEB-2006 08:12:53	Dark	41.500	38	20Eps Sgr	1.8360	11000.	83	20730	No
107	GOM_NL__2PRFIN20060216_081505_000000422045_00135_20730_8757.N1	16-FEB-2006 08:15:05	Dark	41.500	25	35Lam Sco	1.6200	28000.	83	20730	No
108	GOM_NL__2PRFIN20060216_081620_000000432045_00135_20730_8758.N1	16-FEB-2006 08:16:20	Dark	43.000	40	The Sco	1.8590	7100.0	86	20730	No
109	GOM_NL__2PRFIN20060216_081805_000000382045_00135_20730_8759.N1	16-FEB-2006 08:18:05	Dark	37.500	147	Alp Ara	2.8770	26000.	75	20730	No
110	GOM_NL__2PRFIN20060216_081931_000000392045_00135_20730_8760.N1	16-FEB-2006 08:19:31	Dark	39.000	141	Bet Ara	2.8400	4600.0	78	20730	No
111	GOM_NL__2PRFIN20060216_082543_000000572045_00136_20731_8738.N1	16-FEB-2006 08:25:43	Dark	57.000	4	Alp1Cen	-0.010000	5800.0	114	20731	No
112	GOM_NL__2PRFIN20060216_082702_000000022045_00136_20731_8739.N1	16-FEB-2006 08:27:02	Dark	2.0000	10	Bet Cen	0.61000	28000.	4	20731	No
113	GOM_NL__2PRFIN20060216_083005_000000412045_00136_20731_8740.N1	16-FEB-2006 08:30:05	Dark	40.500	12	Alp1Cru	0.77500	30000.	81	20731	No
114	GOM_NL__2PRFIN20060216_083228_000000372045_00136_20731_8741.N1	16-FEB-2006 08:32:28	Dark	36.500	29	Bet Car	1.6720	10200.	73	20731	No
115	GOM_NL__2PRFIN20060216_083506_000000382045_00136_20731_8742.N1	16-FEB-2006 08:35:06	Dark	37.500	71	lot Car	2.2460	7700.0	75	20731	No
116	GOM_NL__2PRFIN20060216_083643_000000362045_00136_20731_8743.N1	16-FEB-2006 08:36:43	Dark	35.500	46	Del Vel	1.9540	10600.	71	20731	No
117	GOM_NL__2PRFIN20060216_083905_000000382045_00136_20731_8744.N1	16-FEB-2006 08:39:05	Straylight	37.500	34	Gam2Vel	1.7930	23000.	75	20731	No
118	GOM_NL__2PRFIN20060216_084110_000000382045_00136_20731_8745.N1	16-FEB-2006 08:41:10	Straylight	37.500	70	Zet Pup	2.2460	39000.	75	20731	No
119	GOM_NL__2PRFIN20060216_084528_000000372045_00136_20731_8746.N1	16-FEB-2006 08:45:28	Straylight	37.000	132	15Rho Pup	2.8030	6900.0	74	20731	No
120	GOM_NL__2PRFIN20060216_085355_000000442045_00136_20731_8747.N1	16-FEB-2006 08:53:55	Bright	43.500	8	10Alp CMi	0.40000	6500.0	87	20731	No
121	GOM_NL__2PRFIN20060216_090011_000000382045_00136_20731_8748.N1	16-FEB-2006 09:00:11	Bright	38.000	17	78Bet Gem	1.1610	4500.0	76	20731	No
122	GOM_NL__2PRFIN20060216_091732_000000322045_00136_20731_8749.N1	16-FEB-2006 09:17:32	Bright	31.500	49	1Alp UMi	1.9900	6300.0	63	20731	No
123	GOM_NL__2PRFIN20060216_092432_000000362045_00136_20731_8750.N1	16-FEB-2006 09:24:32	Bright	36.000	89	5Alp Cep	2.4510	8000.0	72	20731	No
124	GOM_NL__2PRFIN20060216_092939_000000342045_00136_20731_8751.N1	16-FEB-2006 09:29:39	Bright	33.500	19	50Alp Cyg	1.2460	10500.	67	20731	No
125	GOM_NL__2PRFIN20060216_093116_000000332045_00136_20731_8752.N1	16-FEB-2006 09:31:16	Bright	33.000	66	37Gam Cyg	2.2080	5900.0	66	20731	No
126	GOM_NL__2PRFIN20060216_093928_000000352045_00136_20731_8753.N1	16-FEB-2006 09:39:28	Bright	34.500	168	17Zet Aql	2.9860	11000.	69	20731	No
127	GOM_NL__2PRFIN20060216_094902_000000402045_00136_20731_8754.N1	16-FEB-2006 09:49:02	Twilight	40.000	155	41Pi Sgr	2.9000	6600.0	80	20731	No
128	GOM_NL__2PRFIN20060216_095042_000000402045_00136_20731_8755.N1	16-FEB-2006 09:50:42	Twilight	39.500	57	34Sig Sgr	2.0660	26000.	79	20731	No
129	GOM_NL__2PRFIN20060216_095330_000000422045_00136_20731_8756.N1	16-FEB-2006 09:53:30	Dark	41.500	38	20Eps Sgr	1.8360	11000.	83	20731	No
130	GOM_NL__2PRFIN20060216_095541_000000412045_00136_20731_8757.N1	16-FEB-2006 09:55:41	Dark	41.000	25	35Lam Sco	1.6200	28000.	82	20731	No
131	GOM_NL__2PRFIN20060216_095657_000000402045_00136_20731_8758.N1	16-FEB-2006 09:56:57	Dark	39.500	40	The Sco	1.8590	7100.0	79	20731	No
132	GOM_NL__2PRFIN20060216_095842_000000382045_00136_20731_8759.N1	16-FEB-2006 09:58:42	Dark	38.000	147	Alp Ara	2.8770	26000.	76	20731	No
133	GOM_NL__2PRFIN20060216_100008_000000392045_00136_20731_8760.N1	16-FEB-2006 10:00:08	Dark	39.000	141	Bet Ara	2.8400	4600.0	78	20731	No
134	GOM_NL__2PRFIN20060216_100620_000000552045_00137_20732_8738.N1	16-FEB-2006 10:06:20	Dark	55.000	4	Alp1Cen	-0.010000	5800.0	110	20732	No
135	GOM_NL__2PRFIN20060216_101041_000000402045_00137_20732_8739.N1	16-FEB-2006 10:10:41	Dark	40.000	12	Alp1Cru	0.77500	30000.	80	20732	No
136	GOM_NL__2PRFIN20060216_101304_000000372045_00137_20732_8740.N1	16-FEB-2006 10:13:04	Dark	36.500	29	Bet Car	1.6720	10200.	73	20732	No
137	GOM_NL__2PRFIN20060216_101542_000000412045_00137_20732_8741.N1	16-FEB-2006 10:15:42	Dark	41.000	71	lot Car	2.2460	7700.0	82	20732	No
138	GOM_NL__2PRFIN20060216_101719_000000372045_00137_20732_8742.N1	16-FEB-2006 10:17:19	Dark	37.000	46	Del Vel	1.9540	10600.	74	20732	No
139	GOM_NL__2PRFIN20060216_101941_000000382045_00137_20732_8743.N1	16-FEB-2006 10:19:41	Straylight	38.000	34	Gam2Vel	1.7930	23000.	76	20732	No
140	GOM_NL__2PRFIN20060216_102146_000000392045_00137_20732_8744.N1	16-FEB-2006 10:21:46	Straylight	39.000	70	Zet Pup	2.2460	39000.	78	20732	No
141	GOM_NL__2PRFIN20060216_102604_000000392045_00137_20732_8745.N1	16-FEB-2006 10:26:04	Straylight	38.500	132	15Rho Pup	2.8030	6900.0	77	20732	No
142	GOM_NL__2PRFIN20060216_103431_000000462045_00137_20732_8746.N1	16-FEB-2006 10:34:31	Bright	45.500	8	10Alp CMi	0.40000	6500.0	91	20732	No
143	GOM_NL__2PRFIN20060216_104047_000000372045_00137_20732_8747.N1	16-FEB-2006 10:40:47	Bright	36.500	17	78Bet Gem	1.1610	4500.0	73	20732	No
144	GOM_NL__2PRFIN20060216_105808_000000362045_00137_20732_8748.N1	16-FEB-2006 10:58:08	Bright	36.000	49	1Alp UMi	1.9900	6300.0	72	20732	No
145	GOM_NL__2PRFIN20060216_110508_000000372045_00137_20732_8749.N1	16-FEB-2006 11:05:08	Bright	36.500	89	5Alp Cep	2.4510	8000.0	73	20732	No
146	GOM_NL__2PRFIN20060216_111015_000000362045_00137_20732_8750.N1	16-FEB-2006 11:10:15	Bright	36.000	19	50Alp Cyg	1.2460	10500.	72	20732	No
147	GOM_NL__2PRFIN20060216_111152_000000352045_00137_20732_8751.N1	16-FEB-2006 11:11:52	Bright	34.500	66	37Gam Cyg	2.2080	5900.0	69	20732	No
148	GOM_NL__2PRFIN20060216_112004_000000352045_00137_20732_8752.N1	16-FEB-2006 11:20:04	Bright	34.500	168	17Zet Aql	2.9860	11000.	69	20732	No
149	GOM_NL__2PRFIN20060216_112938_000000422045_00137_20732_8753.N1	16-FEB-2006 11:29:38	Twilight	41.500	155	41Pi Sgr	2.9000	6600.0	83	20732	No
150	GOM_NL__2PRFIN20060216_113118_000000392045_00137_20732_8754.N1	16-FEB-2006 11:31:18	Twilight	38.500	57	34Sig Sgr	2.0660	26000.	77	20732	No
151	GOM_NL__2PRFIN20060216_113406_000000432045_00137_20732_8755.N1	16-FEB-2006 11:34:06	Dark	42.500	38	20Eps Sgr	1.8360	11000.	85	20732	No
152	GOM_NL__2PRFIN20060216_113617_000000402045_00137_20732_8756.N1	16-FEB-2006 11:36:17	Dark	40.000	25	35Lam Sco	1.6200	28000.	80	20732	No
153	GOM_NL__2PRFIN20060216_113733_000000442045_00137_20732_8757.N1	16-FEB-2006 11:37:33	Dark	43.500	40	The Sco	1.8590	7100.0	87	20732	No
154	GOM_NL__2PRFIN20060216_113918_000000382045_00137_20732_8758.N1	16-FEB-2006 11:39:18	Dark	38.000	147	Alp Ara	2.8770	26000.	76	20732	No
155	GOM_NL__2PRFIN20060216_114044_000000432045_00137_20732_8759.N1	16-FEB-2006 11:40:44	Dark	42.500	141	Bet Ara	2.8400	4600.0	85	20732	No
156	GOM_NL__2PRFIN20060216_114656_000000412045_00138_20733_8738.N1	16-FEB-2006 11:46:56	Dark	41.000	4	Alp1Cen	-0.010000	5800.0	82	20733	No
157	GOM_NL__2PRFIN20060216_115118_000000452045_00138_20733_8739.N1	16-FEB-2006 11:51:18	Dark	44.500	12	Alp1Cru	0.77500	30000.	89	20733	No
158	GOM_NL__2PRFIN20060216_115340_000000382045_00138_20733_8740.N1	16-FEB-2006 11:53:40	Dark	37.500	29	Bet Car	1.6720	10200.	75	20733	No
159	GOM_NL__2PRFIN20060216_115618_000000362045_00138_20733_8741.N1	16-FEB-2006 11:56:18	Dark	36.000	71	lot Car	2.2460	7700.0	72	20733	No
160	GOM_NL__2PRFIN20060216_115755_000000372045_00138_20733_8742.N1	16-FEB-2006 11:57:55	Dark	36.500	46	Del Vel	1.9540	10600.	73	20733	No

161	GOM_NL__2PRFIN20060216_120017_000000412045_00138_20733_8743.N1	16-FEB-2006 12:00:17	Straylight	40.500	34	Gam2Vel	1.7930	23000.	81	20733	No
162	GOM_NL__2PRFIN20060216_120222_000000382045_00138_20733_8744.N1	16-FEB-2006 12:02:22	Straylight	37.500	70	Zet Pup	2.2460	39000.	75	20733	No
163	GOM_NL__2PRFIN20060216_120640_000000402045_00138_20733_8745.N1	16-FEB-2006 12:06:40	Straylight	39.500	132	15Rho Pup	2.8030	6900.0	79	20733	No
164	GOM_NL__2PRFIN20060216_121507_000000452045_00138_20733_8746.N1	16-FEB-2006 12:15:07	Bright	44.500	8	10Alp CMi	0.40000	6500.0	89	20733	No
165	GOM_NL__2PRFIN20060216_122123_000000382045_00138_20733_8747.N1	16-FEB-2006 12:21:23	Bright	38.000	17	78Bet Gem	1.1610	4500.0	76	20733	No
166	GOM_NL__2PRFIN20060216_123844_000000362045_00138_20733_8748.N1	16-FEB-2006 12:38:44	Bright	35.500	49	1Alp UMi	1.9900	6300.0	71	20733	No
167	GOM_NL__2PRFIN20060216_124544_000000332045_00138_20733_8749.N1	16-FEB-2006 12:45:44	Bright	32.500	89	5Alp Cep	2.4510	8000.0	65	20733	No
168	GOM_NL__2PRFIN20060216_125051_000000372045_00138_20733_8750.N1	16-FEB-2006 12:50:51	Bright	36.500	19	50Alp Cyg	1.2460	10500.	73	20733	No
169	GOM_NL__2PRFIN20060216_125228_000000332045_00138_20733_8751.N1	16-FEB-2006 12:52:28	Bright	32.500	66	37Gam Cyg	2.2080	5900.0	65	20733	No
170	GOM_NL__2PRFIN20060216_130041_000000362045_00138_20733_8752.N1	16-FEB-2006 13:00:41	Bright	35.500	168	17Zet Aql	2.9860	11000.	71	20733	No
171	GOM_NL__2PRFIN20060216_131015_000000402045_00138_20733_8753.N1	16-FEB-2006 13:10:15	Twilight	40.000	155	41Pi Sgr	2.9000	6600.0	80	20733	No
172	GOM_NL__2PRFIN20060216_131155_000000412045_00138_20733_8754.N1	16-FEB-2006 13:11:55	Twilight	41.000	57	34Sig Sgr	2.0660	26000.	82	20733	No
173	GOM_NL__2PRFIN20060216_131442_000000402045_00138_20733_8755.N1	16-FEB-2006 13:14:42	Dark	40.000	38	20Eps Sgr	1.8360	11000.	80	20733	No
174	GOM_NL__2PRFIN20060216_131654_000000452045_00138_20733_8756.N1	16-FEB-2006 13:16:54	Dark	44.500	25	35Lam Sco	1.6200	28000.	89	20733	No
175	GOM_NL__2PRFIN20060216_131809_000000442045_00138_20733_8757.N1	16-FEB-2006 13:18:09	Dark	44.000	40	The Sco	1.8590	7100.0	88	20733	No
176	GOM_NL__2PRFIN20060216_131954_000000382045_00138_20733_8758.N1	16-FEB-2006 13:19:54	Dark	38.000	147	Alp Ara	2.8770	26000.	76	20733	No
177	GOM_NL__2PRFIN20060216_132120_000000452045_00138_20733_8759.N1	16-FEB-2006 13:21:20	Dark	44.500	141	Bet Ara	2.8400	4600.0	89	20733	No
178	GOM_NL__2PRFIN20060216_132733_000000432045_00139_20734_8758.N1	16-FEB-2006 13:27:33	Dark	42.500	4	Alp1Cen	-0.010000	5800.0	85	20734	No
179	GOM_NL__2PRFIN20060216_133154_000000402045_00139_20734_8759.N1	16-FEB-2006 13:31:54	Dark	39.500	12	Alp1Cru	0.77500	30000.	79	20734	No
180	GOM_NL__2PRFIN20060216_133416_000000362045_00139_20734_8760.N1	16-FEB-2006 13:34:16	Dark	35.500	29	Bet Car	1.6720	10200.	71	20734	No
181	GOM_NL__2PRFIN20060216_133654_000000372045_00139_20734_8761.N1	16-FEB-2006 13:36:54	Dark	36.500	71	lot Car	2.2460	7700.0	73	20734	No
182	GOM_NL__2PRFIN20060216_133831_000000362045_00139_20734_8762.N1	16-FEB-2006 13:38:31	Dark	36.000	46	Del Vel	1.9540	10600.	72	20734	No
183	GOM_NL__2PRFIN20060216_134053_000000402045_00139_20734_8763.N1	16-FEB-2006 13:40:53	Straylight	39.500	34	Gam2Vel	1.7930	23000.	79	20734	No
184	GOM_NL__2PRFIN20060216_134258_000000392045_00139_20734_8764.N1	16-FEB-2006 13:42:58	Straylight	39.000	70	Zet Pup	2.2460	39000.	78	20734	No
185	GOM_NL__2PRFIN20060216_134716_000000392045_00139_20734_8765.N1	16-FEB-2006 13:47:16	Straylight	38.500	132	15Rho Pup	2.8030	6900.0	77	20734	No
186	GOM_NL__2PRFIN20060216_135543_000000422045_00139_20734_8766.N1	16-FEB-2006 13:55:43	Bright	42.000	8	10Alp CMi	0.40000	6500.0	84	20734	No
187	GOM_NL__2PRFIN20060216_140159_000000382045_00139_20734_8767.N1	16-FEB-2006 14:01:59	Bright	37.500	17	78Bet Gem	1.1610	4500.0	75	20734	No
188	GOM_NL__2PRFIN20060216_141920_000000362045_00139_20734_8768.N1	16-FEB-2006 14:19:20	Bright	35.500	49	1Alp UMi	1.9900	6300.0	71	20734	No
189	GOM_NL__2PRFIN20060216_142621_000000352045_00139_20734_8769.N1	16-FEB-2006 14:26:21	Bright	34.500	89	5Alp Cep	2.4510	8000.0	69	20734	No
190	GOM_NL__2PRFIN20060216_143127_000000352045_00139_20734_8770.N1	16-FEB-2006 14:31:27	Bright	34.500	19	50Alp Cyg	1.2460	10500.	69	20734	No
191	GOM_NL__2PRFIN20060216_143304_000000342045_00139_20734_8771.N1	16-FEB-2006 14:33:04	Bright	33.500	66	37Gam Cyg	2.2080	5900.0	67	20734	No
192	GOM_NL__2PRFIN20060216_144116_000000342045_00139_20734_8772.N1	16-FEB-2006 14:41:16	Bright	34.000	168	17Zet Aql	2.9860	11000.	68	20734	No
193	GOM_NL__2PRFIN20060216_145051_000000412045_00139_20734_8773.N1	16-FEB-2006 14:50:51	Twilight	41.000	155	41Pi Sgr	2.9000	6600.0	82	20734	No
194	GOM_NL__2PRFIN20060216_145231_000000402045_00139_20734_8774.N1	16-FEB-2006 14:52:31	Twilight	39.500	57	34Sig Sgr	2.0660	26000.	79	20734	No
195	GOM_NL__2PRFIN20060216_145518_000000412045_00139_20734_8775.N1	16-FEB-2006 14:55:18	Dark	41.000	38	20Eps Sgr	1.8360	11000.	82	20734	No
196	GOM_NL__2PRFIN20060216_145731_000000442045_00139_20734_8776.N1	16-FEB-2006 14:57:31	Dark	44.000	25	35Lam Sco	1.6200	28000.	88	20734	No
197	GOM_NL__2PRFIN20060216_150031_000000382045_00139_20734_8777.N1	16-FEB-2006 15:00:31	Dark	38.000	147	Alp Ara	2.8770	26000.	76	20734	No
198	GOM_NL__2PRFIN20060216_150157_000000382045_00139_20734_8778.N1	16-FEB-2006 15:01:57	Dark	38.000	141	Bet Ara	2.8400	4600.0	76	20734	No
199	GOM_NL__2PRFIN20060216_150809_000000422045_00140_20735_8758.N1	16-FEB-2006 15:08:09	Dark	41.500	4	Alp1Cen	-0.010000	5800.0	83	20735	No
200	GOM_NL__2PRFIN20060216_151231_000000402045_00140_20735_8759.N1	16-FEB-2006 15:12:31	Dark	40.000	12	Alp1Cru	0.77500	30000.	80	20735	No
201	GOM_NL__2PRFIN20060216_151452_000000402045_00140_20735_8760.N1	16-FEB-2006 15:14:52	Dark	40.000	29	Bet Car	1.6720	10200.	80	20735	No
202	GOM_NL__2PRFIN20060216_151730_000000372045_00140_20735_8761.N1	16-FEB-2006 15:17:30	Dark	37.000	71	lot Car	2.2460	7700.0	74	20735	No
203	GOM_NL__2PRFIN20060216_151907_000000402045_00140_20735_8762.N1	16-FEB-2006 15:19:07	Dark	40.000	46	Del Vel	1.9540	10600.	80	20735	No
204	GOM_NL__2PRFIN20060216_152129_000000422045_00140_20735_8763.N1	16-FEB-2006 15:21:29	Straylight	41.500	34	Gam2Vel	1.7930	23000.	83	20735	No
205	GOM_NL__2PRFIN20060216_152334_000000382045_00140_20735_8764.N1	16-FEB-2006 15:23:34	Straylight	38.000	70	Zet Pup	2.2460	39000.	76	20735	No
206	GOM_NL__2PRFIN20060216_152752_000000412045_00140_20735_8765.N1	16-FEB-2006 15:27:52	Straylight	41.000	132	15Rho Pup	2.8030	6900.0	82	20735	No
207	GOM_NL__2PRFIN20060216_153619_000000412045_00140_20735_8766.N1	16-FEB-2006 15:36:19	Bright	40.500	8	10Alp CMi	0.40000	6500.0	81	20735	No
208	GOM_NL__2PRFIN20060216_154235_000000372045_00140_20735_8767.N1	16-FEB-2006 15:42:35	Bright	36.500	17	78Bet Gem	1.1610	4500.0	73	20735	No
209	GOM_NL__2PRFIN20060216_155956_000000352045_00140_20735_8768.N1	16-FEB-2006 15:59:56	Bright	35.000	49	1Alp UMi	1.9900	6300.0	70	20735	No
210	GOM_NL__2PRFIN20060216_160657_000000362045_00140_20735_8769.N1	16-FEB-2006 16:06:57	Bright	35.500	89	5Alp Cep	2.4510	8000.0	71	20735	No
211	GOM_NL__2PRFIN20060216_161204_000000362045_00140_20735_8770.N1	16-FEB-2006 16:12:04	Bright	36.000	19	50Alp Cyg	1.2460	10500.	72	20735	No
212	GOM_NL__2PRFIN20060216_161340_000000362045_00140_20735_8771.N1	16-FEB-2006 16:13:40	Bright	36.000	66	37Gam Cyg	2.2080	5900.0	72	20735	No
213	GOM_NL__2PRFIN20060216_162153_000000342045_00140_20735_8772.N1	16-FEB-2006 16:21:53	Bright	34.000	168	17Zet Aql	2.9860	11000.	68	20735	No
214	GOM_NL__2PRFIN20060216_163127_000000412045_00140_20735_8773.N1	16-FEB-2006 16:31:27	Twilight	41.000	155	41Pi Sgr	2.9000	6600.0	82	20735	No
215	GOM_NL__2PRFIN20060216_163307_000000382045_00140_20735_8774.N1	16-FEB-2006 16:33:07	Twilight	38.000	57	34Sig Sgr	2.0660	26000.	76	20735	No
216	GOM_NL__2PRFIN20060216_163555_000000432045_00140_20735_8775.N1	16-FEB-2006 16:35:55	Dark	43.000	38	20Eps Sgr	1.8360	11000.	86	20735	No
217	GOM_NL__2PRFIN20060216_163807_000000412045_00140_20735_8776.N1	16-FEB-2006 16:38:07	Dark	40.500	25	35Lam Sco	1.6200	28000.	81	20735	No
218	GOM_NL__2PRFIN20060216_164107_000000382045_00140_20735_8777.N1	16-FEB-2006 16:41:07	Dark	38.000	147	Alp Ara	2.8770	26000.	76	20735	No
219	GOM_NL__2PRFIN20060216_164233_000000442045_00140_20735_8778.N1	16-FEB-2006 16:42:33	Dark	43.500	141	Bet Ara	2.8400	4600.0	87	20735	No

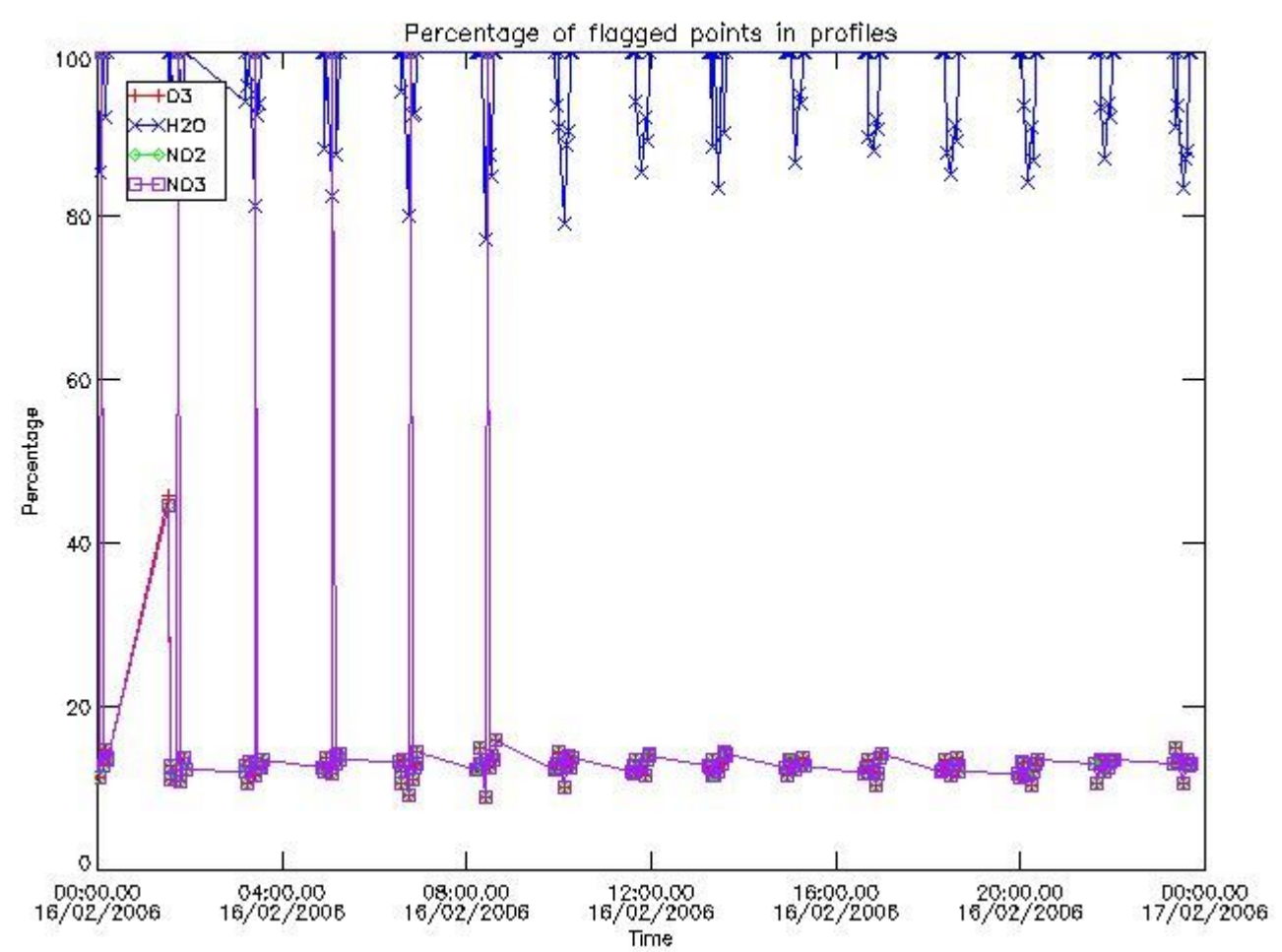
220	GOM_NL__2PRFIN20060216_164846_000000422045_00141_20736_8758.N1	16-FEB-2006 16:48:46	Dark	42.000	4	Alp1Cen	-0.010000	5800.0	84	20736	No
221	GOM_NL__2PRFIN20060216_165307_000000492045_00141_20736_8759.N1	16-FEB-2006 16:53:07	Dark	49.000	12	Alp1Cru	0.77500	30000.	98	20736	No
222	GOM_NL__2PRFIN20060216_165528_000000442045_00141_20736_8760.N1	16-FEB-2006 16:55:28	Dark	43.500	29	Bet Car	1.6720	10200.	87	20736	No
223	GOM_NL__2PRFIN20060216_165807_000000372045_00141_20736_8761.N1	16-FEB-2006 16:58:07	Dark	37.000	71	lot Car	2.2460	7700.0	74	20736	No
224	GOM_NL__2PRFIN20060216_165943_000000362045_00141_20736_8762.N1	16-FEB-2006 16:59:43	Dark	36.000	46	Del Vel	1.9540	10600.	72	20736	No
225	GOM_NL__2PRFIN20060216_170205_000000382045_00141_20736_8763.N1	16-FEB-2006 17:02:05	Straylight	37.500	34	Gam2Vel	1.7930	23000.	75	20736	No
226	GOM_NL__2PRFIN20060216_170410_000000392045_00141_20736_8764.N1	16-FEB-2006 17:04:10	Straylight	39.000	70	Zet Pup	2.2460	39000.	78	20736	No
227	GOM_NL__2PRFIN20060216_170828_000000392045_00141_20736_8765.N1	16-FEB-2006 17:08:28	Straylight	38.500	132	15Rho Pup	2.8030	6900.0	77	20736	No
228	GOM_NL__2PRFIN20060216_171656_000000422045_00141_20736_8766.N1	16-FEB-2006 17:16:56	Bright	41.500	8	10Alp CMi	0.40000	6500.0	83	20736	No
229	GOM_NL__2PRFIN20060216_172311_000000372045_00141_20736_8767.N1	16-FEB-2006 17:23:11	Bright	36.500	17	78Bet Gem	1.1610	4500.0	73	20736	No
230	GOM_NL__2PRFIN20060216_174032_000000442045_00141_20736_8768.N1	16-FEB-2006 17:40:32	Bright	43.500	49	1Alp UMi	1.9900	6300.0	87	20736	No
231	GOM_NL__2PRFIN20060216_174733_000000372045_00141_20736_8769.N1	16-FEB-2006 17:47:33	Bright	36.500	89	5Alp Cep	2.4510	8000.0	73	20736	No
232	GOM_NL__2PRFIN20060216_175240_000000362045_00141_20736_8770.N1	16-FEB-2006 17:52:40	Bright	36.000	19	50Alp Cyg	1.2460	10500.	72	20736	No
233	GOM_NL__2PRFIN20060216_175416_000000352045_00141_20736_8771.N1	16-FEB-2006 17:54:16	Bright	34.500	66	37Gam Cyg	2.2080	5900.0	69	20736	No
234	GOM_NL__2PRFIN20060216_180229_000000342045_00141_20736_8772.N1	16-FEB-2006 18:02:29	Bright	34.000	168	17Zet Aql	2.9860	11000.	68	20736	No
235	GOM_NL__2PRFIN20060216_181203_000000392045_00141_20736_8773.N1	16-FEB-2006 18:12:03	Twilight	39.000	155	41Pi Sgr	2.9000	6600.0	78	20736	No
236	GOM_NL__2PRFIN20060216_181343_000000392045_00141_20736_8774.N1	16-FEB-2006 18:13:43	Twilight	39.000	57	34Sig Sgr	2.0660	26000.	78	20736	No
237	GOM_NL__2PRFIN20060216_181631_000000422045_00141_20736_8775.N1	16-FEB-2006 18:16:31	Dark	42.000	38	20Eps Sgr	1.8360	11000.	84	20736	No
238	GOM_NL__2PRFIN20060216_181844_000000422045_00141_20736_8776.N1	16-FEB-2006 18:18:44	Dark	41.500	25	35Lam Sco	1.6200	28000.	83	20736	No
239	GOM_NL__2PRFIN20060216_182144_000000382045_00141_20736_8777.N1	16-FEB-2006 18:21:44	Dark	38.000	147	Alp Ara	2.8770	26000.	76	20736	No
240	GOM_NL__2PRFIN20060216_182309_000000412045_00141_20736_8778.N1	16-FEB-2006 18:23:09	Dark	41.000	141	Bet Ara	2.8400	4600.0	82	20736	No
241	GOM_NL__2PRFIN20060216_182922_000000442045_00142_20737_8758.N1	16-FEB-2006 18:29:22	Dark	44.000	4	Alp1Cen	-0.010000	5800.0	88	20737	No
242	GOM_NL__2PRFIN20060216_183344_000000402045_00142_20737_8759.N1	16-FEB-2006 18:33:44	Dark	40.000	12	Alp1Cru	0.77500	30000.	80	20737	No
243	GOM_NL__2PRFIN20060216_183604_000000372045_00142_20737_8760.N1	16-FEB-2006 18:36:04	Dark	37.000	29	Bet Car	1.6720	10200.	74	20737	No
244	GOM_NL__2PRFIN20060216_183843_000000402045_00142_20737_8761.N1	16-FEB-2006 18:38:43	Dark	40.000	71	lot Car	2.2460	7700.0	80	20737	No
245	GOM_NL__2PRFIN20060216_184019_000000422045_00142_20737_8762.N1	16-FEB-2006 18:40:19	Dark	42.000	46	Del Vel	1.9540	10600.	84	20737	No
246	GOM_NL__2PRFIN20060216_184242_000000412045_00142_20737_8763.N1	16-FEB-2006 18:42:42	Straylight	40.500	34	Gam2Vel	1.7930	23000.	81	20737	No
247	GOM_NL__2PRFIN20060216_184446_000000402045_00142_20737_8764.N1	16-FEB-2006 18:44:46	Straylight	39.500	70	Zet Pup	2.2460	39000.	79	20737	No
248	GOM_NL__2PRFIN20060216_184904_000000402045_00142_20737_8765.N1	16-FEB-2006 18:49:04	Straylight	39.500	132	15Rho Pup	2.8030	6900.0	79	20737	No
249	GOM_NL__2PRFIN20060216_185732_000000412045_00142_20737_8766.N1	16-FEB-2006 18:57:32	Bright	40.500	8	10Alp CMi	0.40000	6500.0	81	20737	No
250	GOM_NL__2PRFIN20060216_190347_000000392045_00142_20737_8767.N1	16-FEB-2006 19:03:47	Bright	38.500	17	78Bet Gem	1.1610	4500.0	77	20737	No
251	GOM_NL__2PRFIN20060216_192108_000000352045_00142_20737_8768.N1	16-FEB-2006 19:21:08	Bright	35.000	49	1Alp UMi	1.9900	6300.0	70	20737	No
252	GOM_NL__2PRFIN20060216_192809_000000322045_00142_20737_8769.N1	16-FEB-2006 19:28:09	Bright	32.000	89	5Alp Cep	2.4510	8000.0	64	20737	No
253	GOM_NL__2PRFIN20060216_193316_000000362045_00142_20737_8770.N1	16-FEB-2006 19:33:16	Bright	35.500	19	50Alp Cyg	1.2460	10500.	71	20737	No
254	GOM_NL__2PRFIN20060216_193452_000000362045_00142_20737_8771.N1	16-FEB-2006 19:34:52	Bright	36.000	66	37Gam Cyg	2.2080	5900.0	72	20737	No
255	GOM_NL__2PRFIN20060216_194305_000000352045_00142_20737_8772.N1	16-FEB-2006 19:43:05	Bright	35.000	168	17Zet Aql	2.9860	11000.	70	20737	No
256	GOM_NL__2PRFIN20060216_195240_000000412045_00142_20737_8773.N1	16-FEB-2006 19:52:40	Twilight	40.500	155	41Pi Sgr	2.9000	6600.0	81	20737	No
257	GOM_NL__2PRFIN20060216_195420_000000412045_00142_20737_8774.N1	16-FEB-2006 19:54:20	Twilight	40.500	57	34Sig Sgr	2.0660	26000.	81	20737	No
258	GOM_NL__2PRFIN20060216_195708_000000442045_00142_20737_8775.N1	16-FEB-2006 19:57:08	Dark	43.500	38	20Eps Sgr	1.8360	11000.	87	20737	No
259	GOM_NL__2PRFIN20060216_195920_000000452045_00142_20737_8776.N1	16-FEB-2006 19:59:20	Dark	45.000	25	35Lam Sco	1.6200	28000.	90	20737	No
260	GOM_NL__2PRFIN20060216_200220_000000392045_00142_20737_8777.N1	16-FEB-2006 20:02:20	Dark	38.500	147	Alp Ara	2.8770	26000.	77	20737	No
261	GOM_NL__2PRFIN20060216_200346_000000402045_00142_20737_8778.N1	16-FEB-2006 20:03:46	Dark	39.500	141	Bet Ara	2.8400	4600.0	79	20737	No
262	GOM_NL__2PRFIN20060216_200959_000000452045_00143_20738_8758.N1	16-FEB-2006 20:09:59	Dark	44.500	4	Alp1Cen	-0.010000	5800.0	89	20738	No
263	GOM_NL__2PRFIN20060216_201420_000000502045_00143_20738_8759.N1	16-FEB-2006 20:14:20	Dark	49.500	12	Alp1Cru	0.77500	30000.	99	20738	No
264	GOM_NL__2PRFIN20060216_201640_000000422045_00143_20738_8760.N1	16-FEB-2006 20:16:40	Dark	42.000	29	Bet Car	1.6720	10200.	84	20738	No
265	GOM_NL__2PRFIN20060216_201919_000000402045_00143_20738_8761.N1	16-FEB-2006 20:19:19	Dark	39.500	71	lot Car	2.2460	7700.0	79	20738	No
266	GOM_NL__2PRFIN20060216_202056_000000382045_00143_20738_8762.N1	16-FEB-2006 20:20:56	Dark	38.000	46	Del Vel	1.9540	10600.	76	20738	No
267	GOM_NL__2PRFIN20060216_202318_000000422045_00143_20738_8763.N1	16-FEB-2006 20:23:18	Straylight	41.500	34	Gam2Vel	1.7930	23000.	83	20738	No
268	GOM_NL__2PRFIN20060216_202522_000000392045_00143_20738_8764.N1	16-FEB-2006 20:25:22	Straylight	39.000	70	Zet Pup	2.2460	39000.	78	20738	No
269	GOM_NL__2PRFIN20060216_202940_000000392045_00143_20738_8765.N1	16-FEB-2006 20:29:40	Straylight	39.000	132	15Rho Pup	2.8030	6900.0	78	20738	No
270	GOM_NL__2PRFIN20060216_203808_000000412045_00143_20738_8766.N1	16-FEB-2006 20:38:08	Bright	41.000	8	10Alp CMi	0.40000	6500.0	82	20738	No
271	GOM_NL__2PRFIN20060216_204423_000000382045_00143_20738_8767.N1	16-FEB-2006 20:44:23	Bright	37.500	17	78Bet Gem	1.1610	4500.0	75	20738	No
272	GOM_NL__2PRFIN20060216_204532_000000372045_00143_20738_8768.N1	16-FEB-2006 20:45:32	Bright	37.000	24	66Alp Gem	1.5800	10200.	74	20738	No
273	GOM_NL__2PRFIN20060216_210144_000000372045_00143_20738_8769.N1	16-FEB-2006 21:01:44	Bright	36.500	49	1Alp UMi	1.9900	6300.0	73	20738	No
274	GOM_NL__2PRFIN20060216_210845_000000352045_00143_20738_8770.N1	16-FEB-2006 21:08:45	Bright	35.000	89	5Alp Cep	2.4510	8000.0	70	20738	No
275	GOM_NL__2PRFIN20060216_211352_000000372045_00143_20738_8771.N1	16-FEB-2006 21:13:52	Bright	36.500	19	50Alp Cyg	1.2460	10500.	73	20738	No
276	GOM_NL__2PRFIN20060216_211528_000000342045_00143_20738_8772.N1	16-FEB-2006 21:15:28	Bright	34.000	66	37Gam Cyg	2.2080	5900.0	68	20738	No
277	GOM_NL__2PRFIN20060216_212341_000000342045_00143_20738_8773.N1	16-FEB-2006 21:23:41	Bright	33.500	168	17Zet Aql	2.9860	11000.	67	20738	No
278	GOM_NL__2PRFIN20060216_213316_000000392045_00143_20738_8774.N1	16-FEB-2006 21:33:16	Twilight	38.500	155	41Pi Sgr	2.9000	6600.0	77	20738	No

279	GOM_NL__2PRFIN20060216_213456_000000422045_00143_20738_8775.N1	16-FEB-2006 21:34:56	Twilight	41.500	57	34Sig Sgr	2.0660	26000.	83	20738	No
280	GOM_NL__2PRFIN20060216_213744_000000392045_00143_20738_8776.N1	16-FEB-2006 21:37:44	Dark	39.000	38	20Eps Sgr	1.8360	11000.	78	20738	No
281	GOM_NL__2PRFIN20060216_213957_000000492045_00143_20738_8777.N1	16-FEB-2006 21:39:57	Dark	48.500	25	35Lam Sco	1.6200	28000.	97	20738	No
282	GOM_NL__2PRFIN20060216_214256_000000392045_00143_20738_8778.N1	16-FEB-2006 21:42:56	Dark	38.500	147	Alp Ara	2.8770	26000.	77	20738	No
283	GOM_NL__2PRFIN20060216_214422_000000382045_00143_20738_8779.N1	16-FEB-2006 21:44:22	Dark	38.000	141	Bet Ara	2.8400	4600.0	76	20738	No
284	GOM_NL__2PRFIN20060216_215035_000000432045_00144_20739_8758.N1	16-FEB-2006 21:50:35	Dark	42.500	4	Alp1Cen	-0.010000	5800.0	85	20739	No
285	GOM_NL__2PRFIN20060216_215456_000000412045_00144_20739_8759.N1	16-FEB-2006 21:54:56	Dark	40.500	12	Alp1Cru	0.77500	30000.	81	20739	No
286	GOM_NL__2PRFIN20060216_215716_000000392045_00144_20739_8760.N1	16-FEB-2006 21:57:16	Dark	38.500	29	Bet Car	1.6720	10200.	77	20739	No
287	GOM_NL__2PRFIN20060216_215955_000000382045_00144_20739_8761.N1	16-FEB-2006 21:59:55	Dark	37.500	71	lot Car	2.2460	7700.0	75	20739	No
288	GOM_NL__2PRFIN20060216_220132_000000382045_00144_20739_8762.N1	16-FEB-2006 22:01:32	Dark	37.500	46	Del Vel	1.9540	10600.	75	20739	No
289	GOM_NL__2PRFIN20060216_220354_000000412045_00144_20739_8763.N1	16-FEB-2006 22:03:54	Straylight	41.000	34	Gam2Vel	1.7930	23000.	82	20739	No
290	GOM_NL__2PRFIN20060216_220558_000000372045_00144_20739_8764.N1	16-FEB-2006 22:05:58	Straylight	37.000	70	Zet Pup	2.2460	39000.	74	20739	No
291	GOM_NL__2PRFIN20060216_221016_000000382045_00144_20739_8765.N1	16-FEB-2006 22:10:16	Straylight	38.000	132	15Rho Pup	2.8030	6900.0	76	20739	No
292	GOM_NL__2PRFIN20060216_221844_000000432045_00144_20739_8766.N1	16-FEB-2006 22:18:44	Bright	42.500	8	10Alp CMi	0.40000	6500.0	85	20739	No
293	GOM_NL__2PRFIN20060216_222459_000000392045_00144_20739_8767.N1	16-FEB-2006 22:24:59	Bright	38.500	17	78Bet Gem	1.1610	4500.0	77	20739	No
294	GOM_NL__2PRFIN20060216_222608_000000352045_00144_20739_8768.N1	16-FEB-2006 22:26:08	Bright	35.000	24	66Alp Gem	1.5800	10200.	70	20739	No
295	GOM_NL__2PRFIN20060216_224220_000000332045_00144_20739_8769.N1	16-FEB-2006 22:42:20	Bright	32.500	49	1Alp UMi	1.9900	6300.0	65	20739	No
296	GOM_NL__2PRFIN20060216_224921_000000362045_00144_20739_8770.N1	16-FEB-2006 22:49:21	Bright	35.500	89	5Alp Cep	2.4510	8000.0	71	20739	No
297	GOM_NL__2PRFIN20060216_225428_000000352045_00144_20739_8771.N1	16-FEB-2006 22:54:28	Bright	35.000	19	50Alp Cyg	1.2460	10500.	70	20739	No
298	GOM_NL__2PRFIN20060216_225604_000000332045_00144_20739_8772.N1	16-FEB-2006 22:56:04	Bright	33.000	66	37Gam Cyg	2.2080	5900.0	66	20739	No
299	GOM_NL__2PRFIN20060216_230417_000000352045_00144_20739_8773.N1	16-FEB-2006 23:04:17	Bright	34.500	168	17Zet Aql	2.9860	11000.	69	20739	No
300	GOM_NL__2PRFIN20060216_231352_000000422045_00144_20739_8774.N1	16-FEB-2006 23:13:52	Twilight	41.500	155	41Pi Sgr	2.9000	6600.0	83	20739	No
301	GOM_NL__2PRFIN20060216_231532_000000402045_00144_20739_8775.N1	16-FEB-2006 23:15:32	Twilight	40.000	57	34Sig Sgr	2.0660	26000.	80	20739	No
302	GOM_NL__2PRFIN20060216_231820_000000402045_00144_20739_8776.N1	16-FEB-2006 23:18:20	Dark	39.500	38	20Eps Sgr	1.8360	11000.	79	20739	No
303	GOM_NL__2PRFIN20060216_232033_000000442045_00144_20739_8777.N1	16-FEB-2006 23:20:33	Dark	44.000	25	35Lam Sco	1.6200	28000.	88	20739	No
304	GOM_NL__2PRFIN20060216_232333_000000392045_00144_20739_8778.N1	16-FEB-2006 23:23:33	Dark	39.000	147	Alp Ara	2.8770	26000.	78	20739	No
305	GOM_NL__2PRFIN20060216_232458_000000392045_00144_20739_8779.N1	16-FEB-2006 23:24:58	Dark	38.500	141	Bet Ara	2.8400	4600.0	77	20739	No
306	GOM_NL__2PRFIN20060216_233112_000000492045_00145_20740_8758.N1	16-FEB-2006 23:31:12	Dark	48.500	4	Alp1Cen	-0.010000	5800.0	97	20740	No
307	GOM_NL__2PRFIN20060216_233533_000000392045_00145_20740_8759.N1	16-FEB-2006 23:35:33	Dark	39.000	12	Alp1Cru	0.77500	30000.	78	20740	No
308	GOM_NL__2PRFIN20060216_233752_000000382045_00145_20740_8760.N1	16-FEB-2006 23:37:52	Dark	37.500	29	Bet Car	1.6720	10200.	75	20740	No
309	GOM_NL__2PRFIN20060216_234031_000000402045_00145_20740_8761.N1	16-FEB-2006 23:40:31	Dark	40.000	71	lot Car	2.2460	7700.0	80	20740	No
310	GOM_NL__2PRFIN20060216_234208_000000402045_00145_20740_8762.N1	16-FEB-2006 23:42:08	Dark	39.500	46	Del Vel	1.9540	10600.	79	20740	No
311	GOM_NL__2PRFIN20060216_234430_000000392045_00145_20740_8763.N1	16-FEB-2006 23:44:30	Straylight	38.500	34	Gam2Vel	1.7930	23000.	77	20740	No
312	GOM_NL__2PRFIN20060216_234634_000000402045_00145_20740_8764.N1	16-FEB-2006 23:46:34	Straylight	40.000	70	Zet Pup	2.2460	39000.	80	20740	No
313	GOM_NL__2PRFIN20060216_235052_000000412045_00145_20740_8765.N1	16-FEB-2006 23:50:52	Straylight	40.500	132	15Rho Pup	2.8030	6900.0	81	20740	No
314	GOM_NL__2PRFIN20060216_235920_000000432045_00145_20740_8766.N1	16-FEB-2006 23:59:20	Bright	42.500	8	10Alp CMi	0.40000	6500.0	85	20740	No

3. Quality information per product

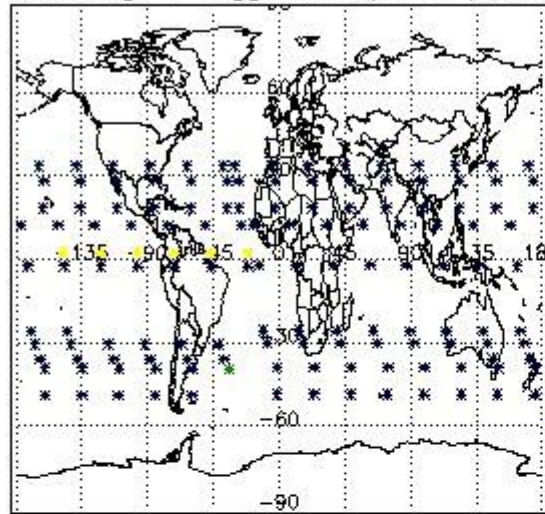
In this section it is plotted some information contained in the Quality Summary data set of the level 2 products. Only products in dark limb conditions and without errors (error flag in the MPH set to "0") are used.

3.1 Plot quality information per product (time dependant)

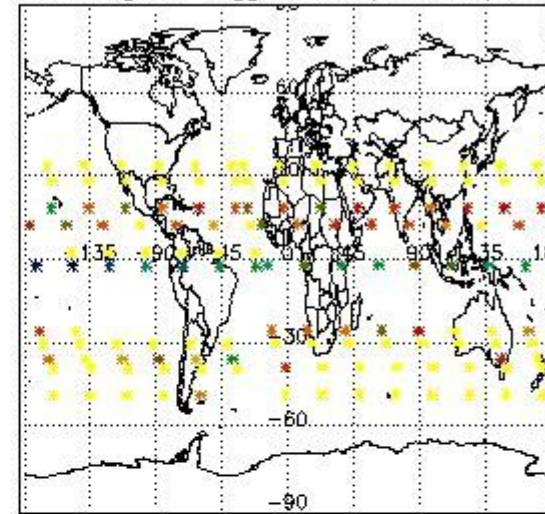


3.2 Plot quality information per product (world map)

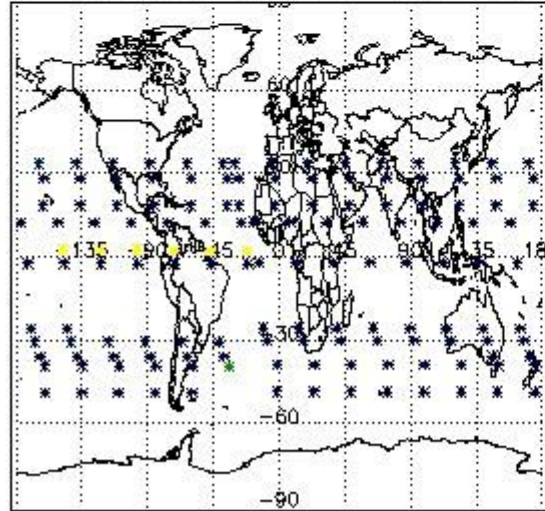
Percentage of flagged data per O3 profile



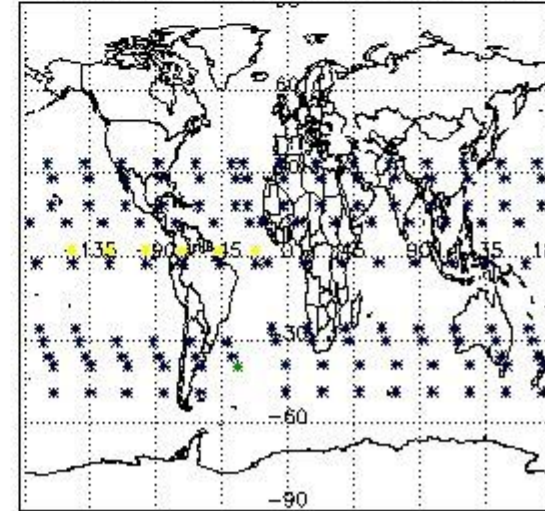
Percentage of flagged data per H2O profile



Percentage of flagged data per NO2 profile



Percentage of flagged data per NO3 profile

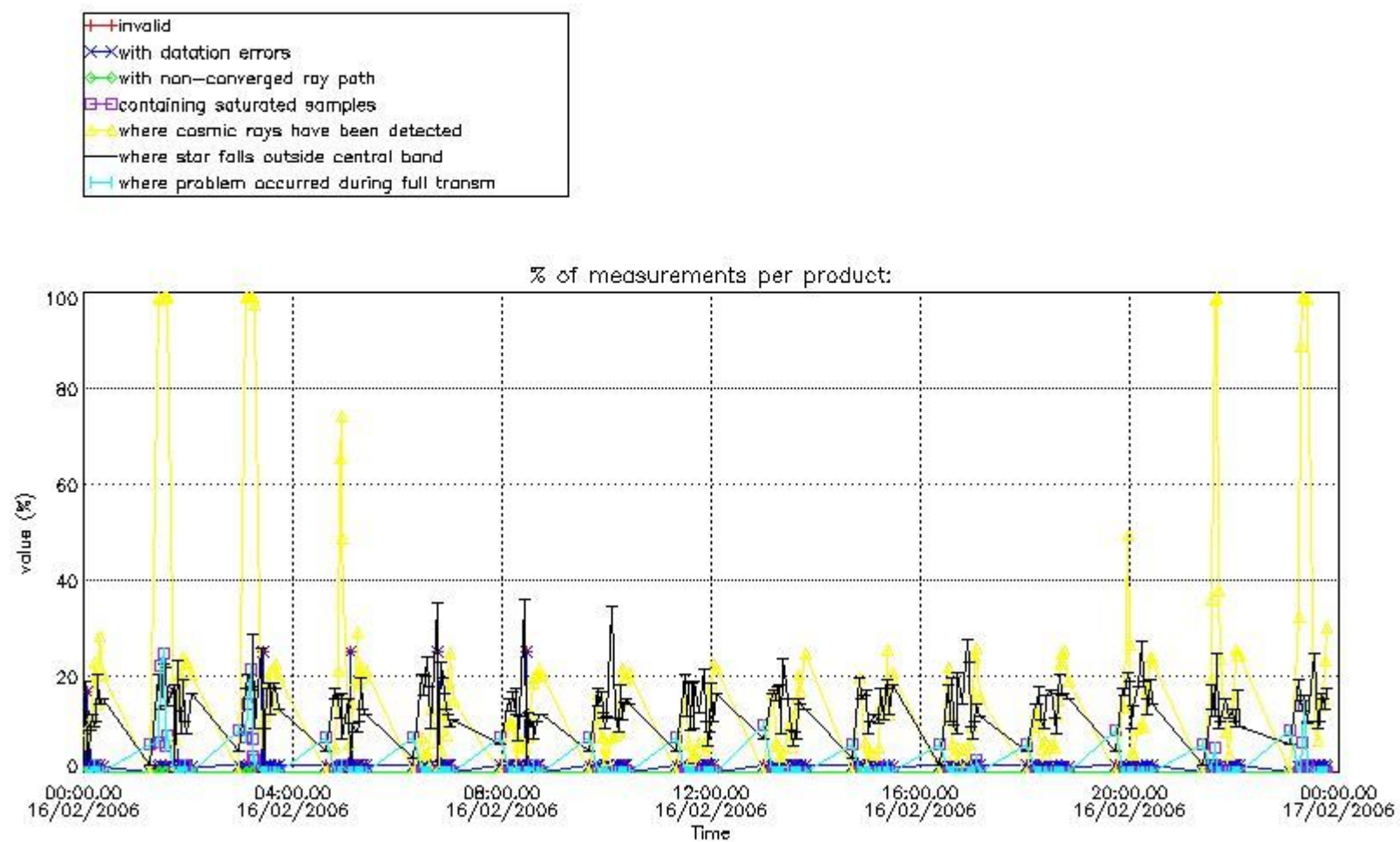


4. Level 1 quality information per product

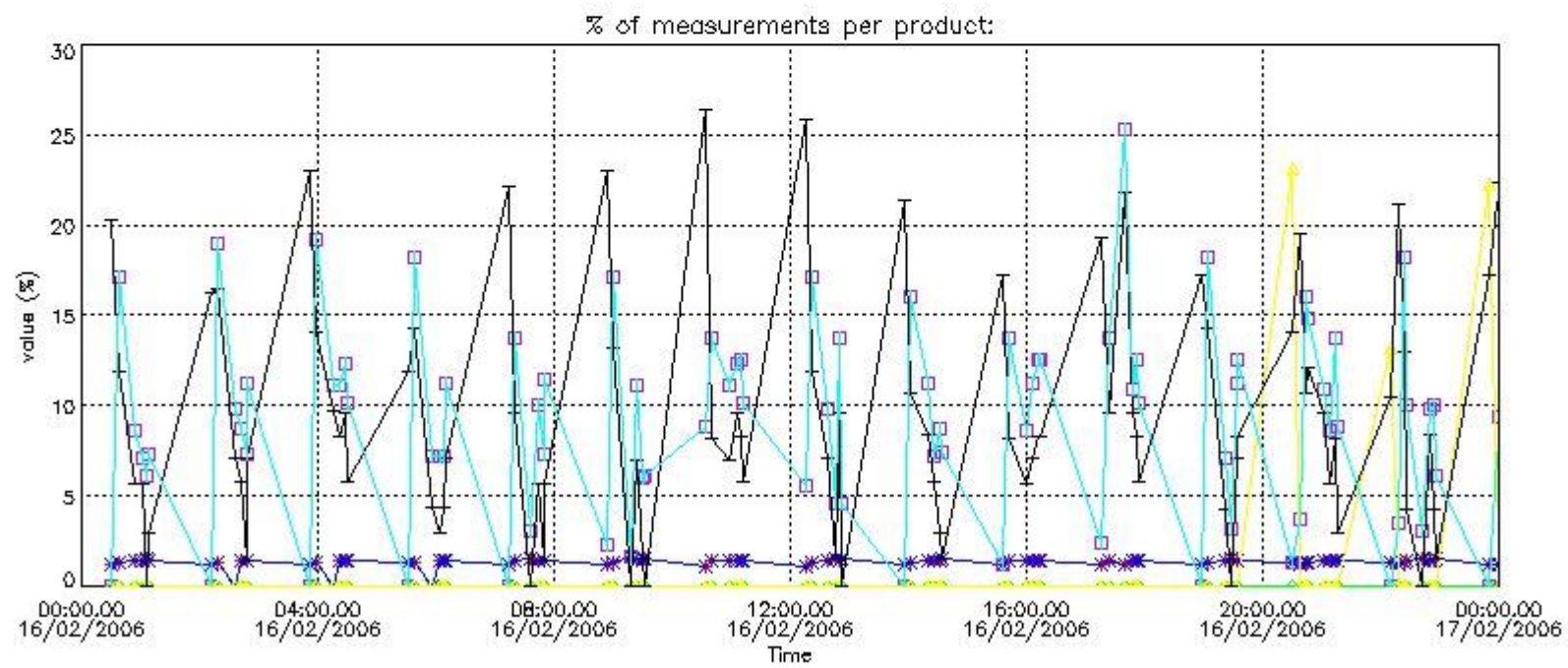
In this section it is plotted some information contained in the Quality Summary data set of the level 2 products that comes from the level 1b processing. Products without errors (error flag in the MPH set to "0") are used.

4.1 Plot quality information per product (time dependant) coming from level 1b processing

4.1.1 Plot level 1 quality information per product (time dependant): ENVISAT ASCENDING passes

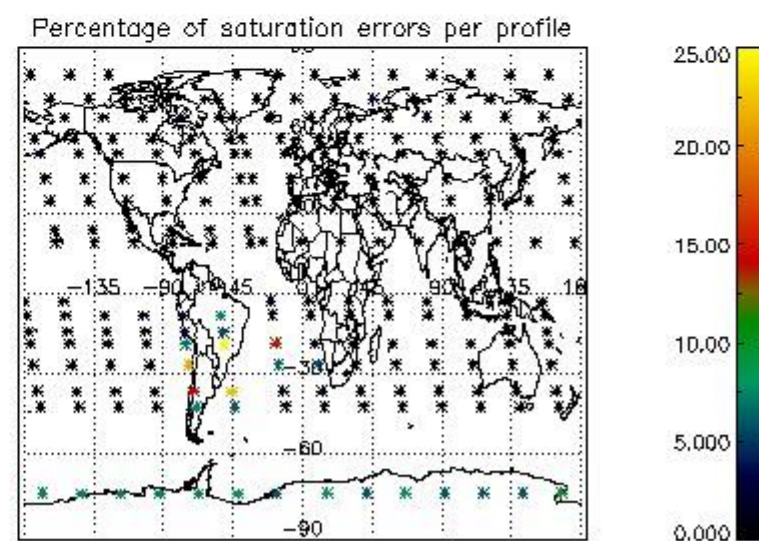
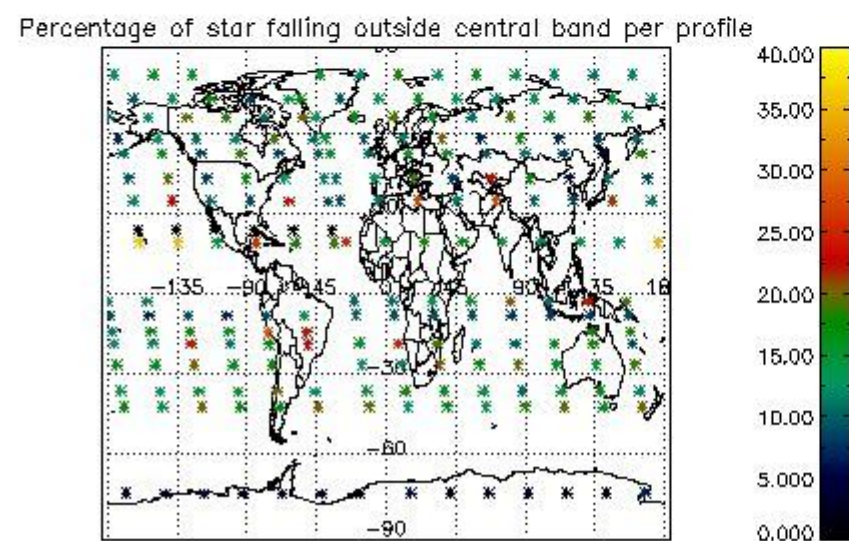
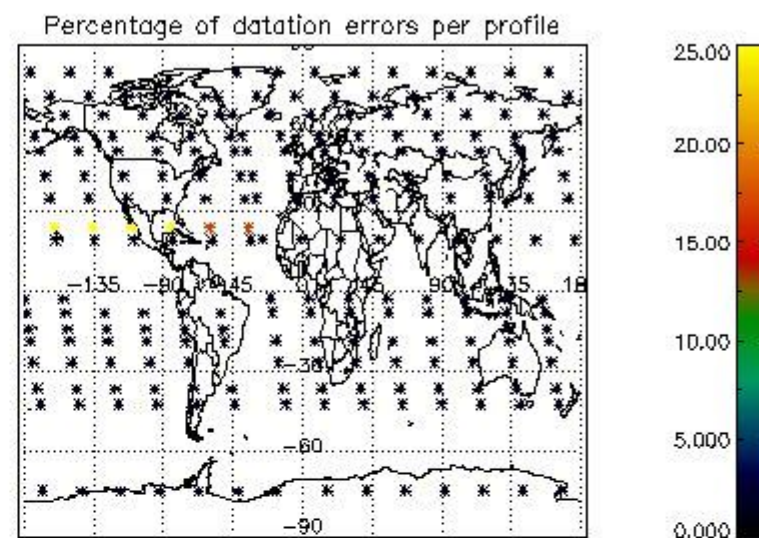
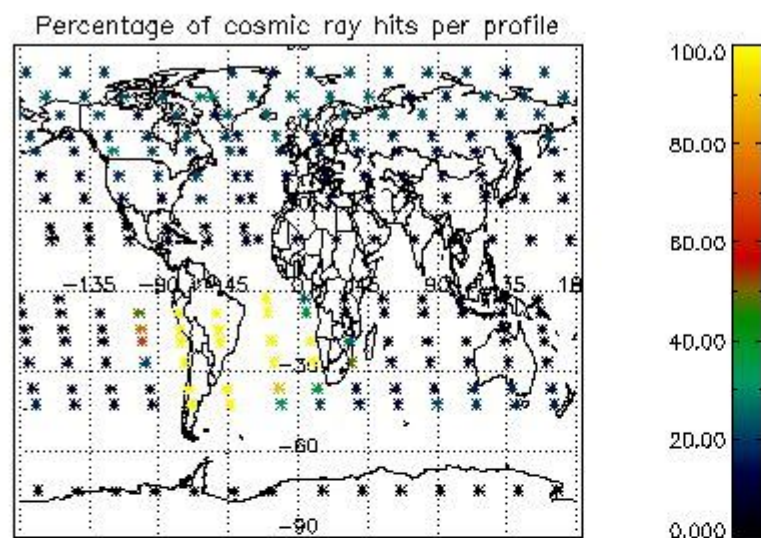


4.1.2 Plot level 1 quality information per product (time dependant): ENVISAT DESCENDING passes



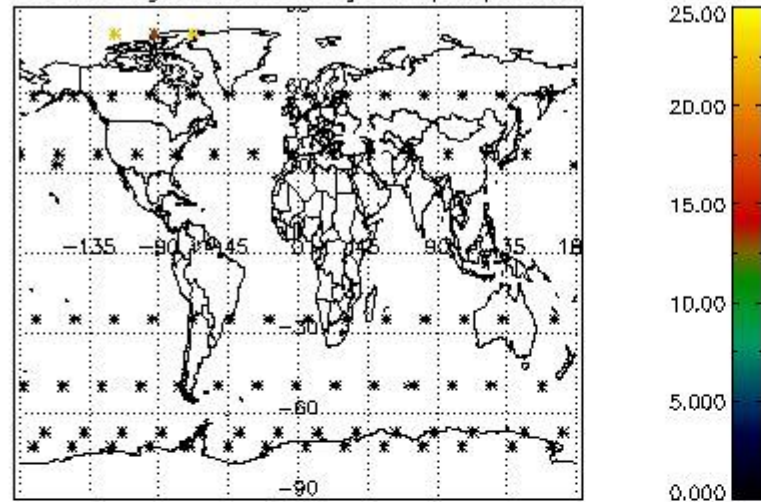
4.2 Plot quality information per product coming from level 1b processing (world map)

4.2.1 Plot level 1 quality information per product (world map): ENVISAT ASCENDING passes

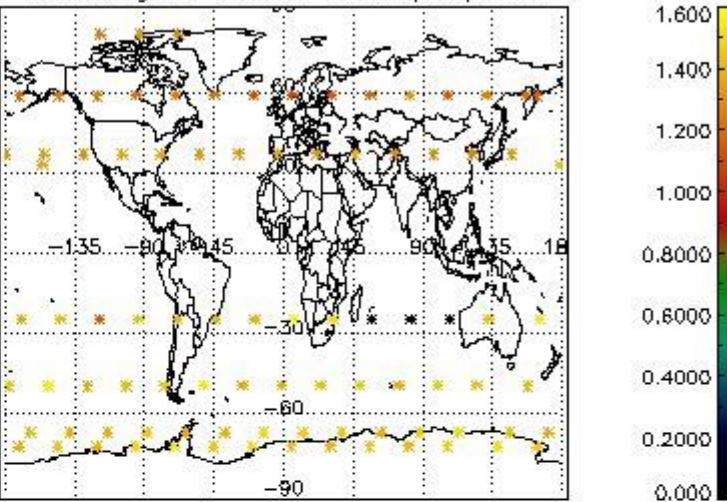


4.2.2 Plot level 1 quality information per product (world map): ENVISAT DESCENDING passes

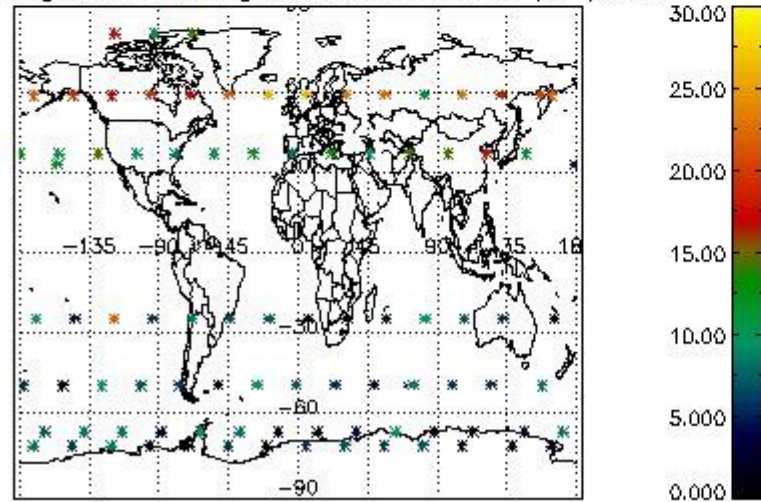
Percentage of cosmic ray hits per profile



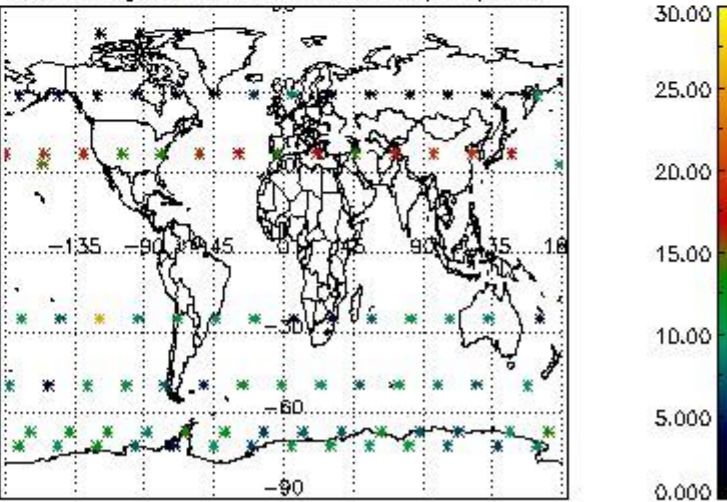
Percentage of datation errors per profile



Percentage of star falling outside central band per profile



Percentage of saturation errors per profile



5. Trace gas profiles

5.1 Ozone statistics based on quality of products

The final quality of the products can be "measured" using the STD (Standard Deviation) attached to every point profile. This information is written to the parameter GOM_NL__2P/NL_LOCAL_SPECIES_DENSITY/o3_std of the level 2 products. The table below shows the statistics for given STD ranges.

The statistics are given with respect to the overall valid production:

- Products without fatal errors: GOM_NL__2P/MPH/PRODUCT_ERR=0
- Valid point profile: GOM_NL__2P/NL_LOCAL_SPECIES_DENSITY/pcd(0)=0

The 'Criteria' is applied to valid points of dark limb products:

- Products in dark limb illumination condition: GOM_NL__2P/NL_SUMMARY_QUALITY/obs_ill_cond=0
- Products without fatal errors: GOM_NL__2P/MPH/PRODUCT_ERR=0
- Valid point profile: GOM_NL__2P/NL_LOCAL_SPECIES_DENSITY/pcd(0)=0

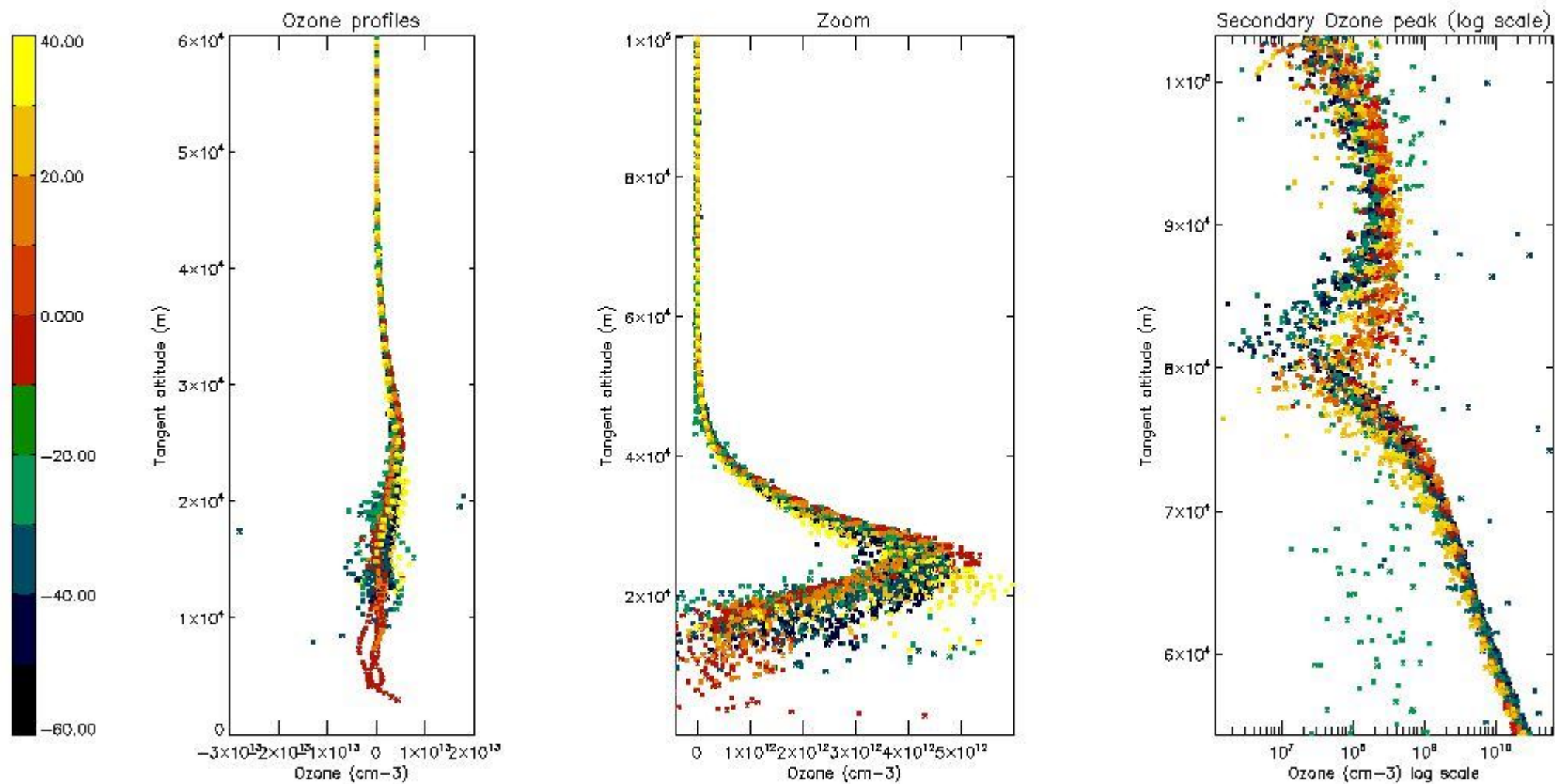
So, the table below shows the percentage of dark limb and valid observations for each criteria with respect to the overall valid daily observations.

Criteria	% of total production
All STD	46
STD < 20	28

STD < 10	23
STD < 5	16

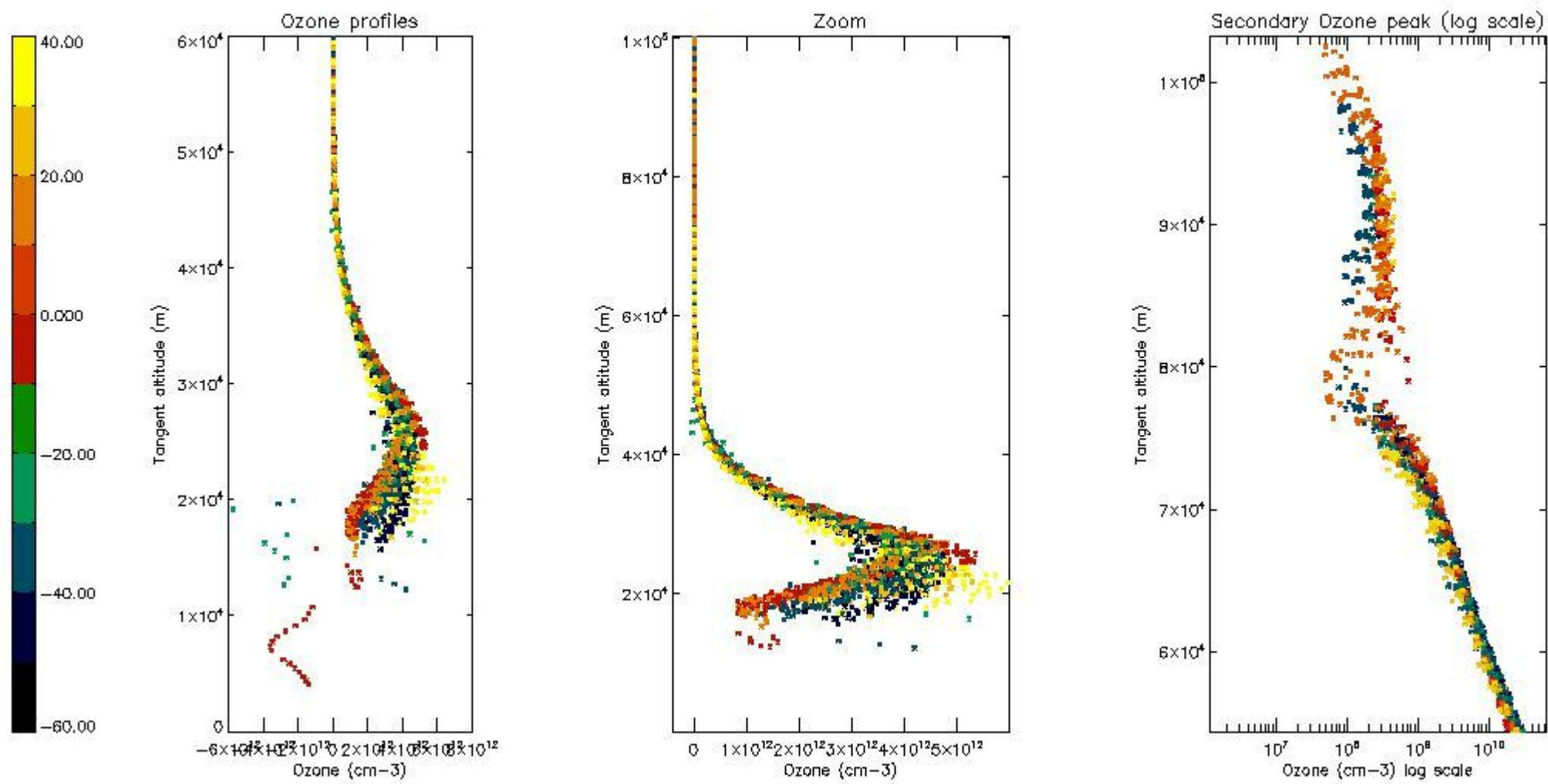
5.2 Plot ozone profiles for all STD (dark without errors)

The colorbar represents the latitude.



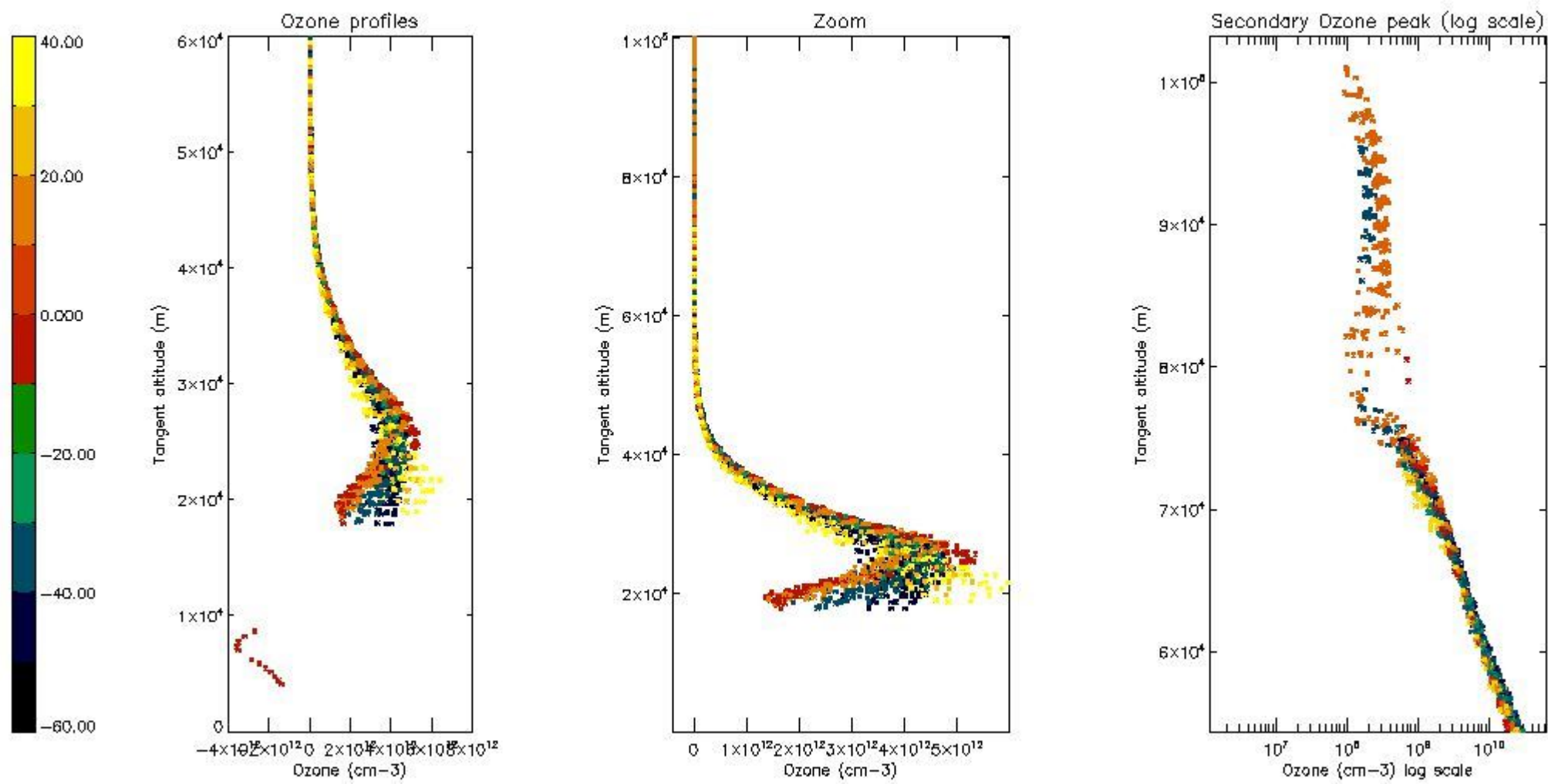
5.3 Plot ozone profiles where STD < 20% (dark without errors)

The colorbar represents the latitude.



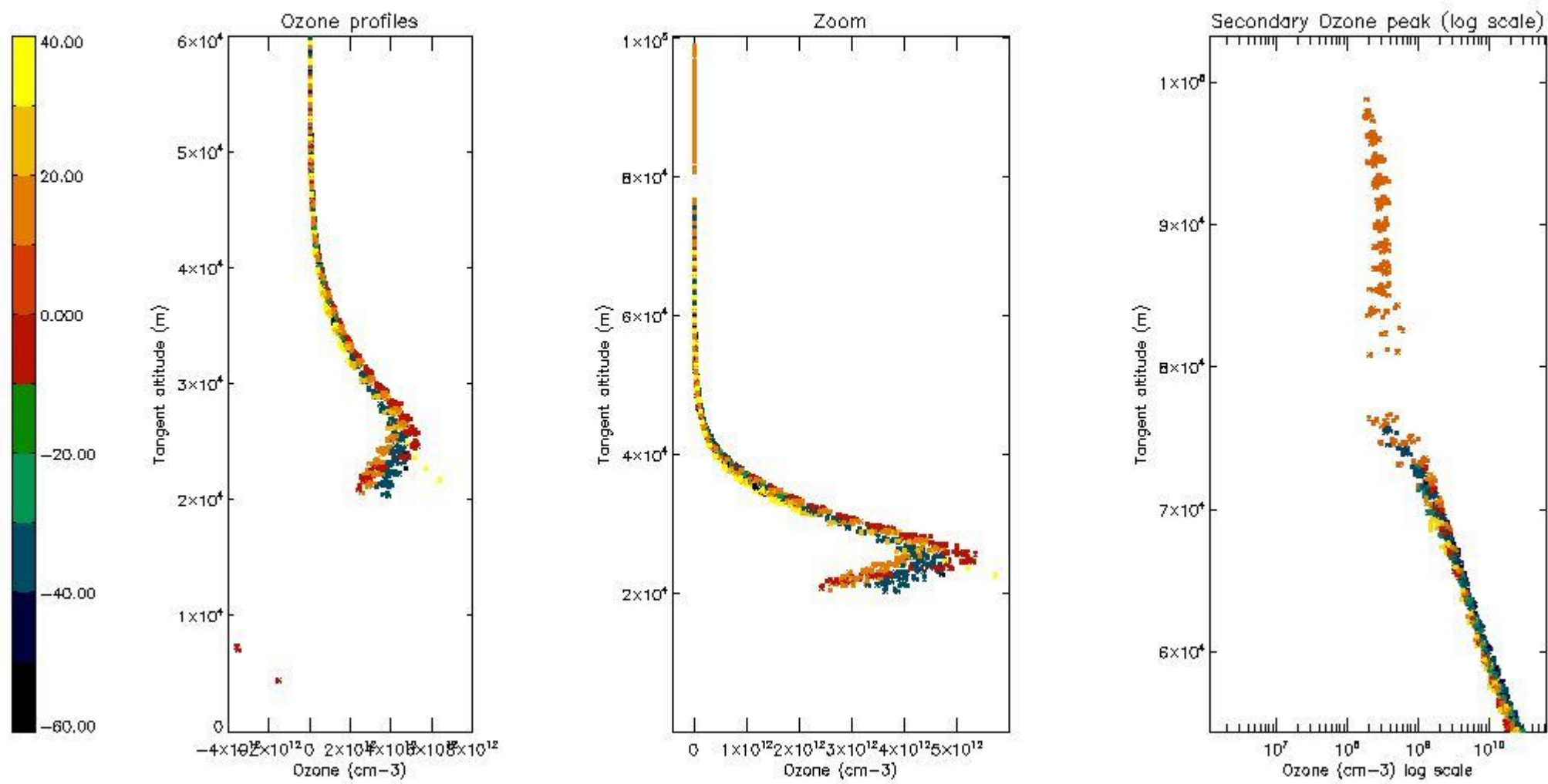
5.4 Plot ozone profiles where STD < 10% (dark without errors)

The colorbar represents the latitude.



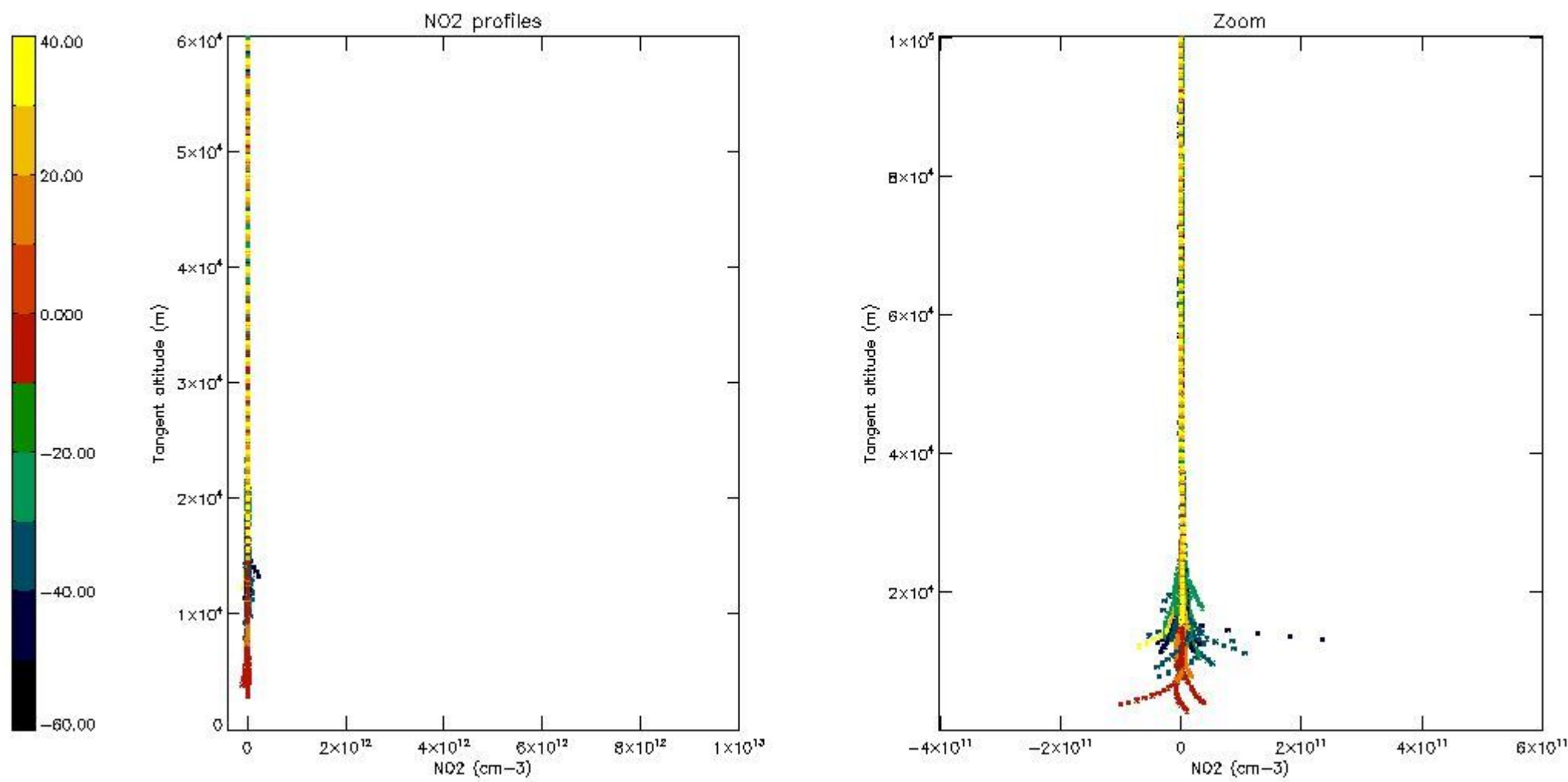
5.5 Plot ozone profiles where STD < 5% (dark without errors)

The colorbar represents the latitude.



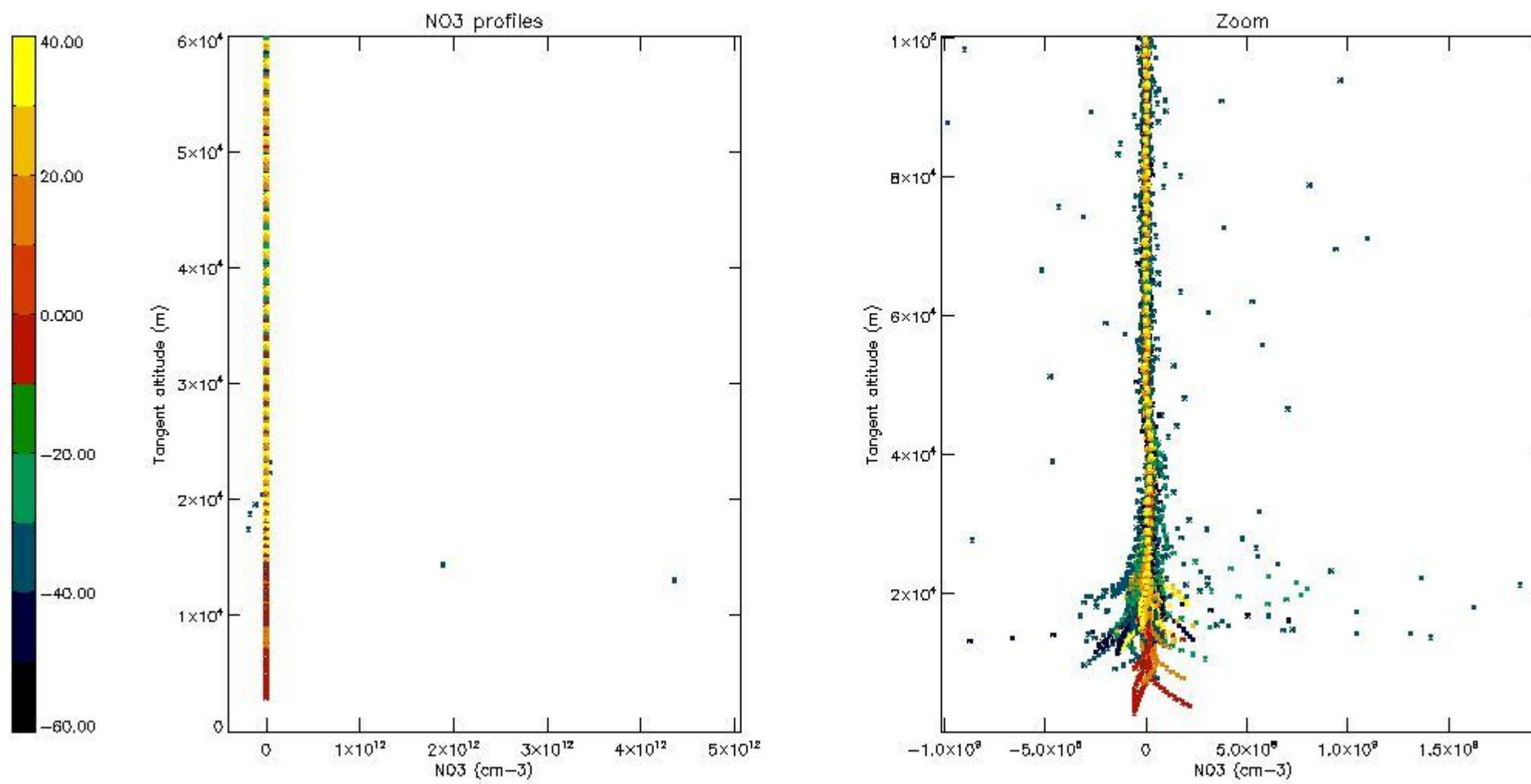
5.6 Plot NO₂ profiles for all STD (dark without errors)

The colorbar represents the latitude.



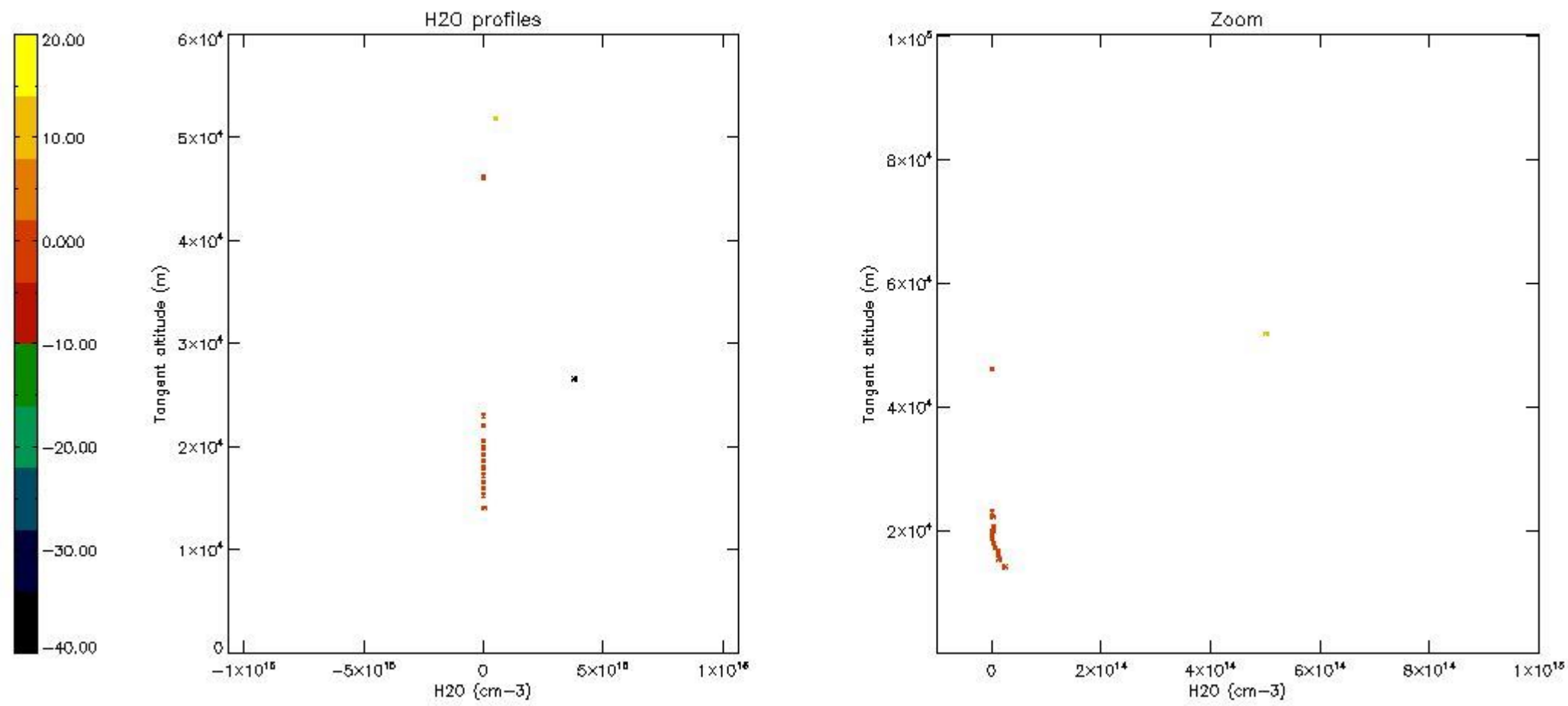
5.7 Plot NO3 profiles for all STD (dark without errors)

The colorbar represents the latitude.



5.8 Plot H2O profiles for all STD (only for occultations of stars 1,2,3,4,13,14,16,26,63 dark without errors)

The colorbar represents the latitude.



6. Auxiliary Data Files used for the production reported in section 2

The number reported in the third column indicates since which file (see list in section 2) the corresponding auxiliary file has been used. The fourth column is the date of those product files.

Type	Auxiliary Filename	Used since product	Used since product date
INST_PHYS_CHARACTERISTICS	GOM_INS_AXVIEC20091111_143220_20030716_120000_20500101_000000	1	16-FEB-2006 00:02:40
LEVEL-2_PROC_CONFIG	GOM_PR2_AXVIEC20091111_152718_20020301_000000_20500101_000000	1	16-FEB-2006 00:02:40
CROSS_SECTIONS_FILE	GOM_CRS_AXVIEC20091111_154832_20020301_000000_20500101_000000	1	16-FEB-2006 00:02:40

GOMOS Level 2 Daily Report

SUMMARY

[1. General Info](#)

[2. Summary of processed GOM_NL_2P products](#)

[3. Level 2 Quality information per product](#)

[3.1 Plot of level 2 quality information per product \(time dependant\)](#)

[3.2 Plot of level 2 quality information per product \(world map\)](#)

[4. Level 1 Quality information per product \(stored on level 2 products\)](#)

[4.1 Plot of level 1 quality information per product \(time dependant\)](#)

[4.1.1 Plot of level 1 quality information per product \(time dependant\): ASCENDING](#)

[4.1.2 Plot of level 1 quality information per product \(time dependant\): DESCENDING](#)

[4.2 Plot of level 1 quality information per product \(world map\)](#)

[4.2.1 Plot of level 1 quality information per product \(world map\): ASCENDING](#)

[4.2.2 Plot of level 1 quality information per product \(world map\): DESCENDING](#)

[5. Ozone profiles based on quality statistics and other trace gas profiles](#)

[5.1 Ozone statistics based on quality of products](#)

[5.2 Plot ozone profiles for all STD \(dark without errors\)](#)

[5.3 Plot ozone profiles where STD < 20% \(dark without errors\)](#)

[5.4. Plot ozone profiles where STD < 10% \(dark without errors\)](#)

[5.5. Plot ozone profiles where STD < 5% \(dark without errors\)](#)

[5.6 Plot NO2 profiles for all STD \(dark without errors\)](#)

[5.7 Plot NO3 profiles for all STD \(dark without errors\)](#)

[5.8 Plot H2O profiles \(only for occultations of stars 1,2,3,4,13,14,16,26,63 dark without errors\) for all STD](#)

[6. Auxiliary Data Files used for the production reported in section 2](#)

This report presents the daily analysis on parameters extracted from GOMOS level 2 data (GOM_NL__2P). It is intended to monitor some important parameters that will impact the quality of these products. A list of level 2 products (and content) that have arrived during the reporting day to the PCF is also given.

Item	Value
Time of report generation	22APR2013 15:48:22
Data source version	GOMOS/6.01
Start time of products	16-02-2006 (16FEB2006 00:00:00)
Stop time of products	17-02-2006 (17FEB2006 00:00:00)
Store outputs in DB	Yes
Nb of level 2 prods	314
Nb of prods with errors	0

2. Summary of processed GOM_NL__2P products.

Nr	Filename	UTC Start time	Limb	Duration	Star Id	Star Name	Star Mag	Star Temp	Nb Meas	Orbit	Prod. error
1	GOM_NL__2PRFIN20060216_000240_000000452045_00131_20726_8738.N1	16-FEB-2006 00:02:40	Dark	45.000	4	Alp1Cen	-0.010000	5800.0	90	20726	No
2	GOM_NL__2PRFIN20060216_000400_000000032045_00131_20726_8739.N1	16-FEB-2006 00:04:00	Dark	3.0000	10	Bet Cen	0.61000	28000.	6	20726	No
3	GOM_NL__2PRFIN20060216_000703_000000402045_00131_20726_8740.N1	16-FEB-2006 00:07:03	Dark	40.000	12	Alp1Cru	0.77500	30000.	80	20726	No
4	GOM_NL__2PRFIN20060216_000927_000000382045_00131_20726_8741.N1	16-FEB-2006 00:09:27	Dark	38.000	29	Bet Car	1.6720	10200.	76	20726	No
5	GOM_NL__2PRFIN20060216_001205_000000372045_00131_20726_8742.N1	16-FEB-2006 00:12:05	Dark	37.000	71	lot Car	2.2460	7700.0	74	20726	No
6	GOM_NL__2PRFIN20060216_001342_000000382045_00131_20726_8743.N1	16-FEB-2006 00:13:42	Dark	37.500	46	Del Vel	1.9540	10600.	75	20726	No
7	GOM_NL__2PRFIN20060216_001604_000000422045_00131_20726_8744.N1	16-FEB-2006 00:16:04	Straylight	42.000	34	Gam2Vel	1.7930	23000.	84	20726	No
8	GOM_NL__2PRFIN20060216_001809_000000392045_00131_20726_8745.N1	16-FEB-2006 00:18:09	Straylight	39.000	70	Zet Pup	2.2460	39000.	78	20726	No
9	GOM_NL__2PRFIN20060216_002227_000000402045_00131_20726_8746.N1	16-FEB-2006 00:22:27	Straylight	39.500	132	15Rho Pup	2.8030	6900.0	79	20726	No
10	GOM_NL__2PRFIN20060216_003055_000000422045_00131_20726_8747.N1	16-FEB-2006 00:30:55	Bright	42.000	8	10Alp CMi	0.40000	6500.0	84	20726	No
11	GOM_NL__2PRFIN20060216_003710_000000382045_00131_20726_8748.N1	16-FEB-2006 00:37:10	Bright	38.000	17	78Bet Gem	1.1610	4500.0	76	20726	No
12	GOM_NL__2PRFIN20060216_005432_000000352045_00131_20726_8749.N1	16-FEB-2006 00:54:32	Bright	35.000	49	1Alp UMi	1.9900	6300.0	70	20726	No
13	GOM_NL__2PRFIN20060216_010131_000000352045_00131_20726_8750.N1	16-FEB-2006 01:01:31	Bright	35.000	89	5Alp Cep	2.4510	8000.0	70	20726	No
14	GOM_NL__2PRFIN20060216_010638_000000332045_00131_20726_8751.N1	16-FEB-2006 01:06:38	Bright	33.000	19	50Alp Cyg	1.2460	10500.	66	20726	No
15	GOM_NL__2PRFIN20060216_010815_000000342045_00131_20726_8752.N1	16-FEB-2006 01:08:15	Bright	34.000	66	37Gam Cyg	2.2080	5900.0	68	20726	No
16	GOM_NL__2PRFIN20060216_011627_000000342045_00131_20726_8753.N1	16-FEB-2006 01:16:27	Bright	33.500	168	17Zet Aql	2.9860	11000.	67	20726	No
17	GOM_NL__2PRFIN20060216_012601_000000422045_00131_20726_8754.N1	16-FEB-2006 01:26:01	Twilight	41.500	155	41Pi Sgr	2.9000	6600.0	83	20726	No
18	GOM_NL__2PRFIN20060216_012741_000000392045_00131_20726_8755.N1	16-FEB-2006 01:27:41	Twilight	38.500	57	34Sig Sgr	2.0660	26000.	77	20726	No
19	GOM_NL__2PRFIN20060216_013238_000000472045_00131_20726_8756.N1	16-FEB-2006 01:32:38	Dark	46.500	25	35Lam Sco	1.6200	28000.	93	20726	No
20	GOM_NL__2PRFIN20060216_013354_000000462045_00131_20726_8757.N1	16-FEB-2006 01:33:54	Dark	45.500	40	The Sco	1.8590	7100.0	91	20726	No
21	GOM_NL__2PRFIN20060216_013539_000000402045_00131_20726_8758.N1	16-FEB-2006 01:35:39	Dark	40.000	147	Alp Ara	2.8770	26000.	80	20726	No
22	GOM_NL__2PRFIN20060216_014317_000000442045_00132_20727_8738.N1	16-FEB-2006 01:43:17	Dark	44.000	4	Alp1Cen	-0.010000	5800.0	88	20727	No
23	GOM_NL__2PRFIN20060216_014436_000000032045_00132_20727_8739.N1	16-FEB-2006 01:44:36	Dark	3.0000	10	Bet Cen	0.61000	28000.	6	20727	No
24	GOM_NL__2PRFIN20060216_014739_000000482045_00132_20727_8740.N1	16-FEB-2006 01:47:39	Dark	47.500	12	Alp1Cru	0.77500	30000.	95	20727	No
25	GOM_NL__2PRFIN20060216_015003_000000392045_00132_20727_8741.N1	16-FEB-2006 01:50:03	Dark	39.000	29	Bet Car	1.6720	10200.	78	20727	No
26	GOM_NL__2PRFIN20060216_015241_000000372045_00132_20727_8742.N1	16-FEB-2006 01:52:41	Dark	37.000	71	lot Car	2.2460	7700.0	74	20727	No
27	GOM_NL__2PRFIN20060216_015418_000000422045_00132_20727_8743.N1	16-FEB-2006 01:54:18	Dark	41.500	46	Del Vel	1.9540	10600.	83	20727	No
28	GOM_NL__2PRFIN20060216_015640_000000382045_00132_20727_8744.N1	16-FEB-2006 01:56:40	Straylight	38.000	34	Gam2Vel	1.7930	23000.	76	20727	No
29	GOM_NL__2PRFIN20060216_015845_000000372045_00132_20727_8745.N1	16-FEB-2006 01:58:45	Straylight	37.000	70	Zet Pup	2.2460	39000.	74	20727	No
30	GOM_NL__2PRFIN20060216_020303_000000402045_00132_20727_8746.N1	16-FEB-2006 02:03:03	Straylight	39.500	132	15Rho Pup	2.8030	6900.0	79	20727	No
31	GOM_NL__2PRFIN20060216_021130_000000402045_00132_20727_8747.N1	16-FEB-2006 02:11:30	Bright	40.000	8	10Alp CMi	0.40000	6500.0	80	20727	No
32	GOM_NL__2PRFIN20060216_021746_000000402045_00132_20727_8748.N1	16-FEB-2006 02:17:46	Bright	39.500	17	78Bet Gem	1.1610	4500.0	79	20727	No
33	GOM_NL__2PRFIN20060216_023508_000000362045_00132_20727_8749.N1	16-FEB-2006 02:35:08	Bright	35.500	49	1Alp UMi	1.9900	6300.0	71	20727	No
34	GOM_NL__2PRFIN20060216_024208_000000352045_00132_20727_8750.N1	16-FEB-2006 02:42:08	Bright	34.500	89	5Alp Cep	2.4510	8000.0	69	20727	No
35	GOM_NL__2PRFIN20060216_024714_000000342045_00132_20727_8751.N1	16-FEB-2006 02:47:14	Bright	34.000	19	50Alp Cyg	1.2460	10500.	68	20727	No
36	GOM_NL__2PRFIN20060216_024851_000000362045_00132_20727_8752.N1	16-FEB-2006 02:48:51	Bright	35.500	66	37Gam Cyg	2.2080	5900.0	71	20727	No
37	GOM_NL__2PRFIN20060216_025703_000000352045_00132_20727_8753.N1	16-FEB-2006 02:57:03	Bright	35.000	168	17Zet Aql	2.9860	11000.	70	20727	No
38	GOM_NL__2PRFIN20060216_030638_000000412045_00132_20727_8754.N1	16-FEB-2006 03:06:38	Twilight	40.500	155	41Pi Sgr	2.9000	6600.0	81	20727	No
39	GOM_NL__2PRFIN20060216_030817_000000422045_00132_20727_8755.N1	16-FEB-2006 03:08:17	Twilight	42.000	57	34Sig Sgr	2.0660	26000.	84	20727	No
40	GOM_NL__2PRFIN20060216_031104_000000422045_00132_20727_8756.N1	16-FEB-2006 03:11:04	Dark	42.000	38	20Eps Sgr	1.8360	11000.	84	20727	No
41	GOM_NL__2PRFIN20060216_031315_000000442045_00132_20727_8757.N1	16-FEB-2006 03:13:15	Dark	44.000	25	35Lam Sco	1.6200	28000.	88	20727	No
42	GOM_NL__2PRFIN20060216_031431_000000492045_00132_20727_8758.N1	16-FEB-2006 03:14:31	Dark	48.500	40	The Sco	1.8590	7100.0	97	20727	No

43	GOM_NL__2PRFIN20060216_031616_000000392045_00132_20727_8759.N1	16-FEB-2006 03:16:16	Dark	38.500	147	Alp Ara	2.8770	26000.	77	20727	No
44	GOM_NL__2PRFIN20060216_032353_000000492045_00133_20728_8738.N1	16-FEB-2006 03:23:53	Dark	48.500	4	Alp1Cen	-0.010000	5800.0	97	20728	No
45	GOM_NL__2PRFIN20060216_032513_00000022045_00133_20728_8739.N1	16-FEB-2006 03:25:13	Dark	2.0000	10	Bet Cen	0.61000	28000.	4	20728	No
46	GOM_NL__2PRFIN20060216_032816_000000392045_00133_20728_8740.N1	16-FEB-2006 03:28:16	Dark	39.000	12	Alp1Cru	0.77500	30000.	78	20728	No
47	GOM_NL__2PRFIN20060216_033039_000000412045_00133_20728_8741.N1	16-FEB-2006 03:30:39	Dark	40.500	29	Bet Car	1.6720	10200.	81	20728	No
48	GOM_NL__2PRFIN20060216_033317_000000412045_00133_20728_8742.N1	16-FEB-2006 03:33:17	Dark	40.500	71	lot Car	2.2460	7700.0	81	20728	No
49	GOM_NL__2PRFIN20060216_033454_000000382045_00133_20728_8743.N1	16-FEB-2006 03:34:54	Dark	38.000	46	Del Vel	1.9540	10600.	76	20728	No
50	GOM_NL__2PRFIN20060216_033717_000000412045_00133_20728_8744.N1	16-FEB-2006 03:37:17	Straylight	40.500	34	Gam2Vel	1.7930	23000.	81	20728	No
51	GOM_NL__2PRFIN20060216_033921_000000402045_00133_20728_8745.N1	16-FEB-2006 03:39:21	Straylight	40.000	70	Zet Pup	2.2460	39000.	80	20728	No
52	GOM_NL__2PRFIN20060216_034339_000000392045_00133_20728_8746.N1	16-FEB-2006 03:43:39	Straylight	38.500	132	15Rho Pup	2.8030	6900.0	77	20728	No
53	GOM_NL__2PRFIN20060216_035207_000000442045_00133_20728_8747.N1	16-FEB-2006 03:52:07	Bright	43.500	8	10Alp CMi	0.40000	6500.0	87	20728	No
54	GOM_NL__2PRFIN20060216_035823_000000392045_00133_20728_8748.N1	16-FEB-2006 03:58:23	Bright	39.000	17	78Bet Gem	1.1610	4500.0	78	20728	No
55	GOM_NL__2PRFIN20060216_041544_000000362045_00133_20728_8749.N1	16-FEB-2006 04:15:44	Bright	36.000	49	1Alp UMi	1.9900	6300.0	72	20728	No
56	GOM_NL__2PRFIN20060216_042244_000000362045_00133_20728_8750.N1	16-FEB-2006 04:22:44	Bright	36.000	89	5Alp Cep	2.4510	8000.0	72	20728	No
57	GOM_NL__2PRFIN20060216_042750_000000372045_00133_20728_8751.N1	16-FEB-2006 04:27:50	Bright	36.500	19	50Alp Cyg	1.2460	10500.	73	20728	No
58	GOM_NL__2PRFIN20060216_042927_000000352045_00133_20728_8752.N1	16-FEB-2006 04:29:27	Bright	34.500	66	37Gam Cyg	2.2080	5900.0	69	20728	No
59	GOM_NL__2PRFIN20060216_043740_000000352045_00133_20728_8753.N1	16-FEB-2006 04:37:40	Bright	34.500	168	17Zet Aql	2.9860	11000.	69	20728	No
60	GOM_NL__2PRFIN20060216_044714_000000412045_00133_20728_8754.N1	16-FEB-2006 04:47:14	Twilight	40.500	155	41Pi Sgr	2.9000	6600.0	81	20728	No
61	GOM_NL__2PRFIN20060216_044853_000000402045_00133_20728_8755.N1	16-FEB-2006 04:48:53	Twilight	39.500	57	34Sig Sgr	2.0660	26000.	79	20728	No
62	GOM_NL__2PRFIN20060216_045141_000000412045_00133_20728_8756.N1	16-FEB-2006 04:51:41	Dark	40.500	38	20Eps Sgr	1.8360	11000.	81	20728	No
63	GOM_NL__2PRFIN20060216_045351_000000412045_00133_20728_8757.N1	16-FEB-2006 04:53:51	Dark	40.500	25	35Lam Sco	1.6200	28000.	81	20728	No
64	GOM_NL__2PRFIN20060216_045507_000000432045_00133_20728_8758.N1	16-FEB-2006 04:55:07	Dark	42.500	40	The Sco	1.8590	7100.0	85	20728	No
65	GOM_NL__2PRFIN20060216_045652_000000372045_00133_20728_8759.N1	16-FEB-2006 04:56:52	Dark	37.000	147	Alp Ara	2.8770	26000.	74	20728	No
66	GOM_NL__2PRFIN20060216_050430_000000432045_00134_20729_8738.N1	16-FEB-2006 05:04:30	Dark	43.000	4	Alp1Cen	-0.010000	5800.0	86	20729	No
67	GOM_NL__2PRFIN20060216_050549_00000022045_00134_20729_8739.N1	16-FEB-2006 05:05:49	Dark	2.0000	10	Bet Cen	0.61000	28000.	4	20729	No
68	GOM_NL__2PRFIN20060216_050852_000000392045_00134_20729_8740.N1	16-FEB-2006 05:08:52	Dark	39.000	12	Alp1Cru	0.77500	30000.	78	20729	No
69	GOM_NL__2PRFIN20060216_051115_000000372045_00134_20729_8741.N1	16-FEB-2006 05:11:15	Dark	36.500	29	Bet Car	1.6720	10200.	73	20729	No
70	GOM_NL__2PRFIN20060216_051353_000000362045_00134_20729_8742.N1	16-FEB-2006 05:13:53	Dark	36.000	71	lot Car	2.2460	7700.0	72	20729	No
71	GOM_NL__2PRFIN20060216_051530_000000382045_00134_20729_8743.N1	16-FEB-2006 05:15:30	Dark	37.500	46	Del Vel	1.9540	10600.	75	20729	No
72	GOM_NL__2PRFIN20060216_051753_000000412045_00134_20729_8744.N1	16-FEB-2006 05:17:53	Straylight	41.000	34	Gam2Vel	1.7930	23000.	82	20729	No
73	GOM_NL__2PRFIN20060216_051958_000000382045_00134_20729_8745.N1	16-FEB-2006 05:19:58	Straylight	38.000	70	Zet Pup	2.2460	39000.	76	20729	No
74	GOM_NL__2PRFIN20060216_052415_000000382045_00134_20729_8746.N1	16-FEB-2006 05:24:15	Straylight	38.000	132	15Rho Pup	2.8030	6900.0	76	20729	No
75	GOM_NL__2PRFIN20060216_053243_000000382045_00134_20729_8747.N1	16-FEB-2006 05:32:43	Bright	38.000	8	10Alp CMi	0.40000	6500.0	76	20729	No
76	GOM_NL__2PRFIN20060216_053859_000000392045_00134_20729_8748.N1	16-FEB-2006 05:38:59	Bright	38.500	17	78Bet Gem	1.1610	4500.0	77	20729	No
77	GOM_NL__2PRFIN20060216_055620_000000352045_00134_20729_8749.N1	16-FEB-2006 05:56:20	Bright	34.500	49	1Alp UMi	1.9900	6300.0	69	20729	No
78	GOM_NL__2PRFIN20060216_060320_000000352045_00134_20729_8750.N1	16-FEB-2006 06:03:20	Bright	34.500	89	5Alp Cep	2.4510	8000.0	69	20729	No
79	GOM_NL__2PRFIN20060216_060827_000000352045_00134_20729_8751.N1	16-FEB-2006 06:08:27	Bright	34.500	19	50Alp Cyg	1.2460	10500.	69	20729	No
80	GOM_NL__2PRFIN20060216_061003_000000362045_00134_20729_8752.N1	16-FEB-2006 06:10:03	Bright	35.500	66	37Gam Cyg	2.2080	5900.0	71	20729	No
81	GOM_NL__2PRFIN20060216_061816_000000352045_00134_20729_8753.N1	16-FEB-2006 06:18:16	Bright	34.500	168	17Zet Aql	2.9860	11000.	69	20729	No
82	GOM_NL__2PRFIN20060216_062750_000000422045_00134_20729_8754.N1	16-FEB-2006 06:27:50	Twilight	42.000	155	41Pi Sgr	2.9000	6600.0	84	20729	No
83	GOM_NL__2PRFIN20060216_062930_000000412045_00134_20729_8755.N1	16-FEB-2006 06:29:30	Twilight	40.500	57	34Sig Sgr	2.0660	26000.	81	20729	No
84	GOM_NL__2PRFIN20060216_063217_000000432045_00134_20729_8756.N1	16-FEB-2006 06:32:17	Dark	42.500	38	20Eps Sgr	1.8360	11000.	85	20729	No
85	GOM_NL__2PRFIN20060216_063428_000000482045_00134_20729_8757.N1	16-FEB-2006 06:34:28	Dark	48.000	25	35Lam Sco	1.6200	28000.	96	20729	No
86	GOM_NL__2PRFIN20060216_063544_000000432045_00134_20729_8758.N1	16-FEB-2006 06:35:44	Dark	42.500	40	The Sco	1.8590	7100.0	85	20729	No
87	GOM_NL__2PRFIN20060216_063729_000000382045_00134_20729_8759.N1	16-FEB-2006 06:37:29	Dark	38.000	147	Alp Ara	2.8770	26000.	76	20729	No
88	GOM_NL__2PRFIN20060216_064507_000000562045_00135_20730_8738.N1	16-FEB-2006 06:45:07	Dark	55.500	4	Alp1Cen	-0.010000	5800.0	111	20730	No
89	GOM_NL__2PRFIN20060216_064626_00000022045_00135_20730_8739.N1	16-FEB-2006 06:46:26	Dark	2.0000	10	Bet Cen	0.61000	28000.	4	20730	No
90	GOM_NL__2PRFIN20060216_064929_000000462045_00135_20730_8740.N1	16-FEB-2006 06:49:29	Dark	46.000	12	Alp1Cru	0.77500	30000.	92	20730	No
91	GOM_NL__2PRFIN20060216_065151_000000412045_00135_20730_8741.N1	16-FEB-2006 06:51:51	Dark	41.000	29	Bet Car	1.6720	10200.	82	20730	No
92	GOM_NL__2PRFIN20060216_065430_000000402045_00135_20730_8742.N1	16-FEB-2006 06:54:30	Dark	39.500	71	lot Car	2.2460	7700.0	79	20730	No
93	GOM_NL__2PRFIN20060216_065607_000000392045_00135_20730_8743.N1	16-FEB-2006 06:56:07	Dark	38.500	46	Del Vel	1.9540	10600.	77	20730	No
94	GOM_NL__2PRFIN20060216_065829_000000382045_00135_20730_8744.N1	16-FEB-2006 06:58:29	Straylight	38.000	34	Gam2Vel	1.7930	23000.	76	20730	No
95	GOM_NL__2PRFIN20060216_070034_000000372045_00135_20730_8745.N1	16-FEB-2006 07:00:34	Straylight	36.500	70	Zet Pup	2.2460	39000.	73	20730	No
96	GOM_NL__2PRFIN20060216_070452_000000372045_00135_20730_8746.N1	16-FEB-2006 07:04:52	Straylight	36.500	132	15Rho Pup	2.8030	6900.0	73	20730	No
97	GOM_NL__2PRFIN20060216_071319_000000432045_00135_20730_8747.N1	16-FEB-2006 07:13:19	Bright	43.000	8	10Alp CMi	0.40000	6500.0	86	20730	No
98	GOM_NL__2PRFIN20060216_071935_000000372045_00135_20730_8748.N1	16-FEB-2006 07:19:35	Bright	36.500	17	78Bet Gem	1.1610	4500.0	73	20730	No
99	GOM_NL__2PRFIN20060216_073656_000000332045_00135_20730_8749.N1	16-FEB-2006 07:36:56	Bright	33.000	49	1Alp UMi	1.9900	6300.0	66	20730	No
100	GOM_NL__2PRFIN20060216_074356_000000352045_00135_20730_8750.N1	16-FEB-2006 07:43:56	Bright	35.000	89	5Alp Cep	2.4510	8000.0	70	20730	No
101	GOM_NL__2PRFIN20060216_074903_000000342045_00135_20730_8751.N1	16-FEB-2006 07:49:03	Bright	34.000	19	50Alp Cyg	1.2460	10500.	68	20730	No

102	GOM_NL__2PRFIN20060216_075039_000000352045_00135_20730_8752.N1	16-FEB-2006 07:50:39	Bright	35.000	66	37Gam Cyg	2.2080	5900.0	70	20730	No
103	GOM_NL__2PRFIN20060216_075852_000000352045_00135_20730_8753.N1	16-FEB-2006 07:58:52	Bright	35.000	168	17Zet Aql	2.9860	11000.	70	20730	No
104	GOM_NL__2PRFIN20060216_080826_000000392045_00135_20730_8754.N1	16-FEB-2006 08:08:26	Twilight	39.000	155	41Pi Sgr	2.9000	6600.0	78	20730	No
105	GOM_NL__2PRFIN20060216_081006_000000392045_00135_20730_8755.N1	16-FEB-2006 08:10:06	Twilight	39.000	57	34Sig Sgr	2.0660	26000.	78	20730	No
106	GOM_NL__2PRFIN20060216_081253_000000422045_00135_20730_8756.N1	16-FEB-2006 08:12:53	Dark	41.500	38	20Eps Sgr	1.8360	11000.	83	20730	No
107	GOM_NL__2PRFIN20060216_081505_000000422045_00135_20730_8757.N1	16-FEB-2006 08:15:05	Dark	41.500	25	35Lam Sco	1.6200	28000.	83	20730	No
108	GOM_NL__2PRFIN20060216_081620_000000432045_00135_20730_8758.N1	16-FEB-2006 08:16:20	Dark	43.000	40	The Sco	1.8590	7100.0	86	20730	No
109	GOM_NL__2PRFIN20060216_081805_000000382045_00135_20730_8759.N1	16-FEB-2006 08:18:05	Dark	37.500	147	Alp Ara	2.8770	26000.	75	20730	No
110	GOM_NL__2PRFIN20060216_081931_000000392045_00135_20730_8760.N1	16-FEB-2006 08:19:31	Dark	39.000	141	Bet Ara	2.8400	4600.0	78	20730	No
111	GOM_NL__2PRFIN20060216_082543_000000572045_00136_20731_8738.N1	16-FEB-2006 08:25:43	Dark	57.000	4	Alp1Cen	-0.010000	5800.0	114	20731	No
112	GOM_NL__2PRFIN20060216_082702_000000022045_00136_20731_8739.N1	16-FEB-2006 08:27:02	Dark	2.0000	10	Bet Cen	0.61000	28000.	4	20731	No
113	GOM_NL__2PRFIN20060216_083005_000000412045_00136_20731_8740.N1	16-FEB-2006 08:30:05	Dark	40.500	12	Alp1Cru	0.77500	30000.	81	20731	No
114	GOM_NL__2PRFIN20060216_083228_000000372045_00136_20731_8741.N1	16-FEB-2006 08:32:28	Dark	36.500	29	Bet Car	1.6720	10200.	73	20731	No
115	GOM_NL__2PRFIN20060216_083506_000000382045_00136_20731_8742.N1	16-FEB-2006 08:35:06	Dark	37.500	71	lot Car	2.2460	7700.0	75	20731	No
116	GOM_NL__2PRFIN20060216_083643_000000362045_00136_20731_8743.N1	16-FEB-2006 08:36:43	Dark	35.500	46	Del Vel	1.9540	10600.	71	20731	No
117	GOM_NL__2PRFIN20060216_083905_000000382045_00136_20731_8744.N1	16-FEB-2006 08:39:05	Straylight	37.500	34	Gam2Vel	1.7930	23000.	75	20731	No
118	GOM_NL__2PRFIN20060216_084110_000000382045_00136_20731_8745.N1	16-FEB-2006 08:41:10	Straylight	37.500	70	Zet Pup	2.2460	39000.	75	20731	No
119	GOM_NL__2PRFIN20060216_084528_000000372045_00136_20731_8746.N1	16-FEB-2006 08:45:28	Straylight	37.000	132	15Rho Pup	2.8030	6900.0	74	20731	No
120	GOM_NL__2PRFIN20060216_085355_000000442045_00136_20731_8747.N1	16-FEB-2006 08:53:55	Bright	43.500	8	10Alp CMi	0.40000	6500.0	87	20731	No
121	GOM_NL__2PRFIN20060216_090011_000000382045_00136_20731_8748.N1	16-FEB-2006 09:00:11	Bright	38.000	17	78Bet Gem	1.1610	4500.0	76	20731	No
122	GOM_NL__2PRFIN20060216_091732_000000322045_00136_20731_8749.N1	16-FEB-2006 09:17:32	Bright	31.500	49	1Alp UMi	1.9900	6300.0	63	20731	No
123	GOM_NL__2PRFIN20060216_092432_000000362045_00136_20731_8750.N1	16-FEB-2006 09:24:32	Bright	36.000	89	5Alp Cep	2.4510	8000.0	72	20731	No
124	GOM_NL__2PRFIN20060216_092939_000000342045_00136_20731_8751.N1	16-FEB-2006 09:29:39	Bright	33.500	19	50Alp Cyg	1.2460	10500.	67	20731	No
125	GOM_NL__2PRFIN20060216_093116_000000332045_00136_20731_8752.N1	16-FEB-2006 09:31:16	Bright	33.000	66	37Gam Cyg	2.2080	5900.0	66	20731	No
126	GOM_NL__2PRFIN20060216_093928_000000352045_00136_20731_8753.N1	16-FEB-2006 09:39:28	Bright	34.500	168	17Zet Aql	2.9860	11000.	69	20731	No
127	GOM_NL__2PRFIN20060216_094902_000000402045_00136_20731_8754.N1	16-FEB-2006 09:49:02	Twilight	40.000	155	41Pi Sgr	2.9000	6600.0	80	20731	No
128	GOM_NL__2PRFIN20060216_095042_000000402045_00136_20731_8755.N1	16-FEB-2006 09:50:42	Twilight	39.500	57	34Sig Sgr	2.0660	26000.	79	20731	No
129	GOM_NL__2PRFIN20060216_095330_000000422045_00136_20731_8756.N1	16-FEB-2006 09:53:30	Dark	41.500	38	20Eps Sgr	1.8360	11000.	83	20731	No
130	GOM_NL__2PRFIN20060216_095541_000000412045_00136_20731_8757.N1	16-FEB-2006 09:55:41	Dark	41.000	25	35Lam Sco	1.6200	28000.	82	20731	No
131	GOM_NL__2PRFIN20060216_095657_000000402045_00136_20731_8758.N1	16-FEB-2006 09:56:57	Dark	39.500	40	The Sco	1.8590	7100.0	79	20731	No
132	GOM_NL__2PRFIN20060216_095842_000000382045_00136_20731_8759.N1	16-FEB-2006 09:58:42	Dark	38.000	147	Alp Ara	2.8770	26000.	76	20731	No
133	GOM_NL__2PRFIN20060216_100008_000000392045_00136_20731_8760.N1	16-FEB-2006 10:00:08	Dark	39.000	141	Bet Ara	2.8400	4600.0	78	20731	No
134	GOM_NL__2PRFIN20060216_100620_000000552045_00137_20732_8738.N1	16-FEB-2006 10:06:20	Dark	55.000	4	Alp1Cen	-0.010000	5800.0	110	20732	No
135	GOM_NL__2PRFIN20060216_101041_000000402045_00137_20732_8739.N1	16-FEB-2006 10:10:41	Dark	40.000	12	Alp1Cru	0.77500	30000.	80	20732	No
136	GOM_NL__2PRFIN20060216_101304_000000372045_00137_20732_8740.N1	16-FEB-2006 10:13:04	Dark	36.500	29	Bet Car	1.6720	10200.	73	20732	No
137	GOM_NL__2PRFIN20060216_101542_000000412045_00137_20732_8741.N1	16-FEB-2006 10:15:42	Dark	41.000	71	lot Car	2.2460	7700.0	82	20732	No
138	GOM_NL__2PRFIN20060216_101719_000000372045_00137_20732_8742.N1	16-FEB-2006 10:17:19	Dark	37.000	46	Del Vel	1.9540	10600.	74	20732	No
139	GOM_NL__2PRFIN20060216_101941_000000382045_00137_20732_8743.N1	16-FEB-2006 10:19:41	Straylight	38.000	34	Gam2Vel	1.7930	23000.	76	20732	No
140	GOM_NL__2PRFIN20060216_102146_000000392045_00137_20732_8744.N1	16-FEB-2006 10:21:46	Straylight	39.000	70	Zet Pup	2.2460	39000.	78	20732	No
141	GOM_NL__2PRFIN20060216_102604_000000392045_00137_20732_8745.N1	16-FEB-2006 10:26:04	Straylight	38.500	132	15Rho Pup	2.8030	6900.0	77	20732	No
142	GOM_NL__2PRFIN20060216_103431_000000462045_00137_20732_8746.N1	16-FEB-2006 10:34:31	Bright	45.500	8	10Alp CMi	0.40000	6500.0	91	20732	No
143	GOM_NL__2PRFIN20060216_104047_000000372045_00137_20732_8747.N1	16-FEB-2006 10:40:47	Bright	36.500	17	78Bet Gem	1.1610	4500.0	73	20732	No
144	GOM_NL__2PRFIN20060216_105808_000000362045_00137_20732_8748.N1	16-FEB-2006 10:58:08	Bright	36.000	49	1Alp UMi	1.9900	6300.0	72	20732	No
145	GOM_NL__2PRFIN20060216_110508_000000372045_00137_20732_8749.N1	16-FEB-2006 11:05:08	Bright	36.500	89	5Alp Cep	2.4510	8000.0	73	20732	No
146	GOM_NL__2PRFIN20060216_111015_000000362045_00137_20732_8750.N1	16-FEB-2006 11:10:15	Bright	36.000	19	50Alp Cyg	1.2460	10500.	72	20732	No
147	GOM_NL__2PRFIN20060216_111152_000000352045_00137_20732_8751.N1	16-FEB-2006 11:11:52	Bright	34.500	66	37Gam Cyg	2.2080	5900.0	69	20732	No
148	GOM_NL__2PRFIN20060216_112004_000000352045_00137_20732_8752.N1	16-FEB-2006 11:20:04	Bright	34.500	168	17Zet Aql	2.9860	11000.	69	20732	No
149	GOM_NL__2PRFIN20060216_112938_000000422045_00137_20732_8753.N1	16-FEB-2006 11:29:38	Twilight	41.500	155	41Pi Sgr	2.9000	6600.0	83	20732	No
150	GOM_NL__2PRFIN20060216_113118_000000392045_00137_20732_8754.N1	16-FEB-2006 11:31:18	Twilight	38.500	57	34Sig Sgr	2.0660	26000.	77	20732	No
151	GOM_NL__2PRFIN20060216_113406_000000432045_00137_20732_8755.N1	16-FEB-2006 11:34:06	Dark	42.500	38	20Eps Sgr	1.8360	11000.	85	20732	No
152	GOM_NL__2PRFIN20060216_113617_000000402045_00137_20732_8756.N1	16-FEB-2006 11:36:17	Dark	40.000	25	35Lam Sco	1.6200	28000.	80	20732	No
153	GOM_NL__2PRFIN20060216_113733_000000442045_00137_20732_8757.N1	16-FEB-2006 11:37:33	Dark	43.500	40	The Sco	1.8590	7100.0	87	20732	No
154	GOM_NL__2PRFIN20060216_113918_000000382045_00137_20732_8758.N1	16-FEB-2006 11:39:18	Dark	38.000	147	Alp Ara	2.8770	26000.	76	20732	No
155	GOM_NL__2PRFIN20060216_114044_000000432045_00137_20732_8759.N1	16-FEB-2006 11:40:44	Dark	42.500	141	Bet Ara	2.8400	4600.0	85	20732	No
156	GOM_NL__2PRFIN20060216_114656_000000412045_00138_20733_8738.N1	16-FEB-2006 11:46:56	Dark	41.000	4	Alp1Cen	-0.010000	5800.0	82	20733	No
157	GOM_NL__2PRFIN20060216_115118_000000452045_00138_20733_8739.N1	16-FEB-2006 11:51:18	Dark	44.500	12	Alp1Cru	0.77500	30000.	89	20733	No
158	GOM_NL__2PRFIN20060216_115340_000000382045_00138_20733_8740.N1	16-FEB-2006 11:53:40	Dark	37.500	29	Bet Car	1.6720	10200.	75	20733	No
159	GOM_NL__2PRFIN20060216_115618_000000362045_00138_20733_8741.N1	16-FEB-2006 11:56:18	Dark	36.000	71	lot Car	2.2460	7700.0	72	20733	No
160	GOM_NL__2PRFIN20060216_115755_000000372045_00138_20733_8742.N1	16-FEB-2006 11:57:55	Dark	36.500	46	Del Vel	1.9540	10600.	73	20733	No

161	GOM_NL__2PRFIN20060216_120017_000000412045_00138_20733_8743.N1	16-FEB-2006 12:00:17	Straylight	40.500	34	Gam2Vel	1.7930	23000.	81	20733	No
162	GOM_NL__2PRFIN20060216_120222_000000382045_00138_20733_8744.N1	16-FEB-2006 12:02:22	Straylight	37.500	70	Zet Pup	2.2460	39000.	75	20733	No
163	GOM_NL__2PRFIN20060216_120640_000000402045_00138_20733_8745.N1	16-FEB-2006 12:06:40	Straylight	39.500	132	15Rho Pup	2.8030	6900.0	79	20733	No
164	GOM_NL__2PRFIN20060216_121507_000000452045_00138_20733_8746.N1	16-FEB-2006 12:15:07	Bright	44.500	8	10Alp CMi	0.40000	6500.0	89	20733	No
165	GOM_NL__2PRFIN20060216_122123_000000382045_00138_20733_8747.N1	16-FEB-2006 12:21:23	Bright	38.000	17	78Bet Gem	1.1610	4500.0	76	20733	No
166	GOM_NL__2PRFIN20060216_123844_000000362045_00138_20733_8748.N1	16-FEB-2006 12:38:44	Bright	35.500	49	1Alp UMi	1.9900	6300.0	71	20733	No
167	GOM_NL__2PRFIN20060216_124544_000000332045_00138_20733_8749.N1	16-FEB-2006 12:45:44	Bright	32.500	89	5Alp Cep	2.4510	8000.0	65	20733	No
168	GOM_NL__2PRFIN20060216_125051_000000372045_00138_20733_8750.N1	16-FEB-2006 12:50:51	Bright	36.500	19	50Alp Cyg	1.2460	10500.	73	20733	No
169	GOM_NL__2PRFIN20060216_125228_000000332045_00138_20733_8751.N1	16-FEB-2006 12:52:28	Bright	32.500	66	37Gam Cyg	2.2080	5900.0	65	20733	No
170	GOM_NL__2PRFIN20060216_130041_000000362045_00138_20733_8752.N1	16-FEB-2006 13:00:41	Bright	35.500	168	17Zet Aql	2.9860	11000.	71	20733	No
171	GOM_NL__2PRFIN20060216_131015_000000402045_00138_20733_8753.N1	16-FEB-2006 13:10:15	Twilight	40.000	155	41Pi Sgr	2.9000	6600.0	80	20733	No
172	GOM_NL__2PRFIN20060216_131155_000000412045_00138_20733_8754.N1	16-FEB-2006 13:11:55	Twilight	41.000	57	34Sig Sgr	2.0660	26000.	82	20733	No
173	GOM_NL__2PRFIN20060216_131442_000000402045_00138_20733_8755.N1	16-FEB-2006 13:14:42	Dark	40.000	38	20Eps Sgr	1.8360	11000.	80	20733	No
174	GOM_NL__2PRFIN20060216_131654_000000452045_00138_20733_8756.N1	16-FEB-2006 13:16:54	Dark	44.500	25	35Lam Sco	1.6200	28000.	89	20733	No
175	GOM_NL__2PRFIN20060216_131809_000000442045_00138_20733_8757.N1	16-FEB-2006 13:18:09	Dark	44.000	40	The Sco	1.8590	7100.0	88	20733	No
176	GOM_NL__2PRFIN20060216_131954_000000382045_00138_20733_8758.N1	16-FEB-2006 13:19:54	Dark	38.000	147	Alp Ara	2.8770	26000.	76	20733	No
177	GOM_NL__2PRFIN20060216_132120_000000452045_00138_20733_8759.N1	16-FEB-2006 13:21:20	Dark	44.500	141	Bet Ara	2.8400	4600.0	89	20733	No
178	GOM_NL__2PRFIN20060216_132733_000000432045_00139_20734_8758.N1	16-FEB-2006 13:27:33	Dark	42.500	4	Alp1Cen	-0.010000	5800.0	85	20734	No
179	GOM_NL__2PRFIN20060216_133154_000000402045_00139_20734_8759.N1	16-FEB-2006 13:31:54	Dark	39.500	12	Alp1Cru	0.77500	30000.	79	20734	No
180	GOM_NL__2PRFIN20060216_133416_000000362045_00139_20734_8760.N1	16-FEB-2006 13:34:16	Dark	35.500	29	Bet Car	1.6720	10200.	71	20734	No
181	GOM_NL__2PRFIN20060216_133654_000000372045_00139_20734_8761.N1	16-FEB-2006 13:36:54	Dark	36.500	71	lot Car	2.2460	7700.0	73	20734	No
182	GOM_NL__2PRFIN20060216_133831_000000362045_00139_20734_8762.N1	16-FEB-2006 13:38:31	Dark	36.000	46	Del Vel	1.9540	10600.	72	20734	No
183	GOM_NL__2PRFIN20060216_134053_000000402045_00139_20734_8763.N1	16-FEB-2006 13:40:53	Straylight	39.500	34	Gam2Vel	1.7930	23000.	79	20734	No
184	GOM_NL__2PRFIN20060216_134258_000000392045_00139_20734_8764.N1	16-FEB-2006 13:42:58	Straylight	39.000	70	Zet Pup	2.2460	39000.	78	20734	No
185	GOM_NL__2PRFIN20060216_134716_000000392045_00139_20734_8765.N1	16-FEB-2006 13:47:16	Straylight	38.500	132	15Rho Pup	2.8030	6900.0	77	20734	No
186	GOM_NL__2PRFIN20060216_135543_000000422045_00139_20734_8766.N1	16-FEB-2006 13:55:43	Bright	42.000	8	10Alp CMi	0.40000	6500.0	84	20734	No
187	GOM_NL__2PRFIN20060216_140159_000000382045_00139_20734_8767.N1	16-FEB-2006 14:01:59	Bright	37.500	17	78Bet Gem	1.1610	4500.0	75	20734	No
188	GOM_NL__2PRFIN20060216_141920_000000362045_00139_20734_8768.N1	16-FEB-2006 14:19:20	Bright	35.500	49	1Alp UMi	1.9900	6300.0	71	20734	No
189	GOM_NL__2PRFIN20060216_142621_000000352045_00139_20734_8769.N1	16-FEB-2006 14:26:21	Bright	34.500	89	5Alp Cep	2.4510	8000.0	69	20734	No
190	GOM_NL__2PRFIN20060216_143127_000000352045_00139_20734_8770.N1	16-FEB-2006 14:31:27	Bright	34.500	19	50Alp Cyg	1.2460	10500.	69	20734	No
191	GOM_NL__2PRFIN20060216_143304_000000342045_00139_20734_8771.N1	16-FEB-2006 14:33:04	Bright	33.500	66	37Gam Cyg	2.2080	5900.0	67	20734	No
192	GOM_NL__2PRFIN20060216_144116_000000342045_00139_20734_8772.N1	16-FEB-2006 14:41:16	Bright	34.000	168	17Zet Aql	2.9860	11000.	68	20734	No
193	GOM_NL__2PRFIN20060216_145051_000000412045_00139_20734_8773.N1	16-FEB-2006 14:50:51	Twilight	41.000	155	41Pi Sgr	2.9000	6600.0	82	20734	No
194	GOM_NL__2PRFIN20060216_145231_000000402045_00139_20734_8774.N1	16-FEB-2006 14:52:31	Twilight	39.500	57	34Sig Sgr	2.0660	26000.	79	20734	No
195	GOM_NL__2PRFIN20060216_145518_000000412045_00139_20734_8775.N1	16-FEB-2006 14:55:18	Dark	41.000	38	20Eps Sgr	1.8360	11000.	82	20734	No
196	GOM_NL__2PRFIN20060216_145731_000000442045_00139_20734_8776.N1	16-FEB-2006 14:57:31	Dark	44.000	25	35Lam Sco	1.6200	28000.	88	20734	No
197	GOM_NL__2PRFIN20060216_150031_000000382045_00139_20734_8777.N1	16-FEB-2006 15:00:31	Dark	38.000	147	Alp Ara	2.8770	26000.	76	20734	No
198	GOM_NL__2PRFIN20060216_150157_000000382045_00139_20734_8778.N1	16-FEB-2006 15:01:57	Dark	38.000	141	Bet Ara	2.8400	4600.0	76	20734	No
199	GOM_NL__2PRFIN20060216_150809_000000422045_00140_20735_8758.N1	16-FEB-2006 15:08:09	Dark	41.500	4	Alp1Cen	-0.010000	5800.0	83	20735	No
200	GOM_NL__2PRFIN20060216_151231_000000402045_00140_20735_8759.N1	16-FEB-2006 15:12:31	Dark	40.000	12	Alp1Cru	0.77500	30000.	80	20735	No
201	GOM_NL__2PRFIN20060216_151452_000000402045_00140_20735_8760.N1	16-FEB-2006 15:14:52	Dark	40.000	29	Bet Car	1.6720	10200.	80	20735	No
202	GOM_NL__2PRFIN20060216_151730_000000372045_00140_20735_8761.N1	16-FEB-2006 15:17:30	Dark	37.000	71	lot Car	2.2460	7700.0	74	20735	No
203	GOM_NL__2PRFIN20060216_151907_000000402045_00140_20735_8762.N1	16-FEB-2006 15:19:07	Dark	40.000	46	Del Vel	1.9540	10600.	80	20735	No
204	GOM_NL__2PRFIN20060216_152129_000000422045_00140_20735_8763.N1	16-FEB-2006 15:21:29	Straylight	41.500	34	Gam2Vel	1.7930	23000.	83	20735	No
205	GOM_NL__2PRFIN20060216_152334_000000382045_00140_20735_8764.N1	16-FEB-2006 15:23:34	Straylight	38.000	70	Zet Pup	2.2460	39000.	76	20735	No
206	GOM_NL__2PRFIN20060216_152752_000000412045_00140_20735_8765.N1	16-FEB-2006 15:27:52	Straylight	41.000	132	15Rho Pup	2.8030	6900.0	82	20735	No
207	GOM_NL__2PRFIN20060216_153619_000000412045_00140_20735_8766.N1	16-FEB-2006 15:36:19	Bright	40.500	8	10Alp CMi	0.40000	6500.0	81	20735	No
208	GOM_NL__2PRFIN20060216_154235_000000372045_00140_20735_8767.N1	16-FEB-2006 15:42:35	Bright	36.500	17	78Bet Gem	1.1610	4500.0	73	20735	No
209	GOM_NL__2PRFIN20060216_155956_000000352045_00140_20735_8768.N1	16-FEB-2006 15:59:56	Bright	35.000	49	1Alp UMi	1.9900	6300.0	70	20735	No
210	GOM_NL__2PRFIN20060216_160657_000000362045_00140_20735_8769.N1	16-FEB-2006 16:06:57	Bright	35.500	89	5Alp Cep	2.4510	8000.0	71	20735	No
211	GOM_NL__2PRFIN20060216_161204_000000362045_00140_20735_8770.N1	16-FEB-2006 16:12:04	Bright	36.000	19	50Alp Cyg	1.2460	10500.	72	20735	No
212	GOM_NL__2PRFIN20060216_161340_000000362045_00140_20735_8771.N1	16-FEB-2006 16:13:40	Bright	36.000	66	37Gam Cyg	2.2080	5900.0	72	20735	No
213	GOM_NL__2PRFIN20060216_162153_000000342045_00140_20735_8772.N1	16-FEB-2006 16:21:53	Bright	34.000	168	17Zet Aql	2.9860	11000.	68	20735	No
214	GOM_NL__2PRFIN20060216_163127_000000412045_00140_20735_8773.N1	16-FEB-2006 16:31:27	Twilight	41.000	155	41Pi Sgr	2.9000	6600.0	82	20735	No
215	GOM_NL__2PRFIN20060216_163307_000000382045_00140_20735_8774.N1	16-FEB-2006 16:33:07	Twilight	38.000	57	34Sig Sgr	2.0660	26000.	76	20735	No
216	GOM_NL__2PRFIN20060216_163555_000000432045_00140_20735_8775.N1	16-FEB-2006 16:35:55	Dark	43.000	38	20Eps Sgr	1.8360	11000.	86	20735	No
217	GOM_NL__2PRFIN20060216_163807_000000412045_00140_20735_8776.N1	16-FEB-2006 16:38:07	Dark	40.500	25	35Lam Sco	1.6200	28000.	81	20735	No
218	GOM_NL__2PRFIN20060216_164107_000000382045_00140_20735_8777.N1	16-FEB-2006 16:41:07	Dark	38.000	147	Alp Ara	2.8770	26000.	76	20735	No
219	GOM_NL__2PRFIN20060216_164233_000000442045_00140_20735_8778.N1	16-FEB-2006 16:42:33	Dark	43.500	141	Bet Ara	2.8400	4600.0	87	20735	No

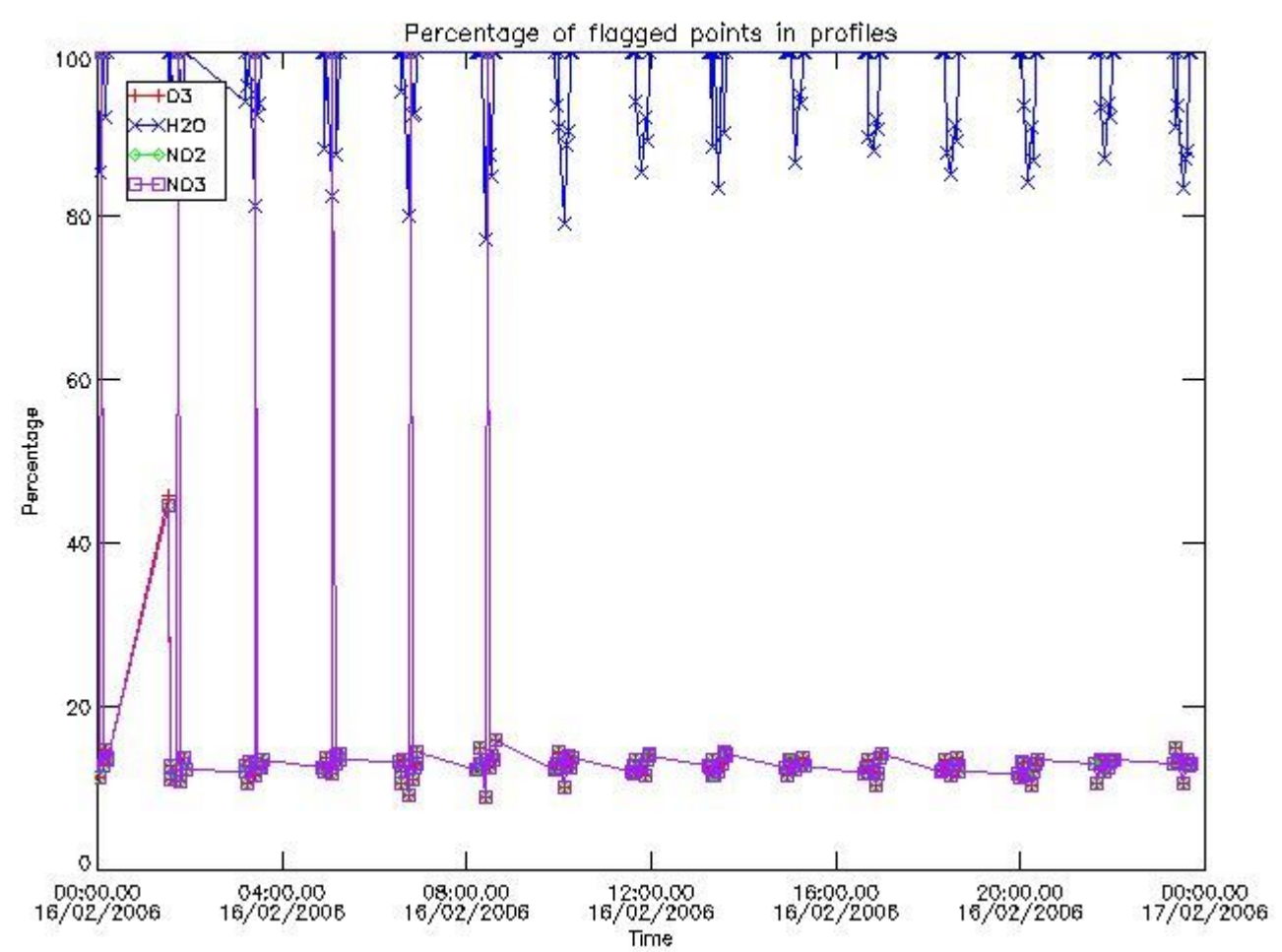
220	GOM_NL__2PRFIN20060216_164846_000000422045_00141_20736_8758.N1	16-FEB-2006 16:48:46	Dark	42.000	4	Alp1Cen	-0.010000	5800.0	84	20736	No
221	GOM_NL__2PRFIN20060216_165307_000000492045_00141_20736_8759.N1	16-FEB-2006 16:53:07	Dark	49.000	12	Alp1Cru	0.77500	30000.	98	20736	No
222	GOM_NL__2PRFIN20060216_165528_000000442045_00141_20736_8760.N1	16-FEB-2006 16:55:28	Dark	43.500	29	Bet Car	1.6720	10200.	87	20736	No
223	GOM_NL__2PRFIN20060216_165807_000000372045_00141_20736_8761.N1	16-FEB-2006 16:58:07	Dark	37.000	71	lot Car	2.2460	7700.0	74	20736	No
224	GOM_NL__2PRFIN20060216_165943_000000362045_00141_20736_8762.N1	16-FEB-2006 16:59:43	Dark	36.000	46	Del Vel	1.9540	10600.	72	20736	No
225	GOM_NL__2PRFIN20060216_170205_000000382045_00141_20736_8763.N1	16-FEB-2006 17:02:05	Straylight	37.500	34	Gam2Vel	1.7930	23000.	75	20736	No
226	GOM_NL__2PRFIN20060216_170410_000000392045_00141_20736_8764.N1	16-FEB-2006 17:04:10	Straylight	39.000	70	Zet Pup	2.2460	39000.	78	20736	No
227	GOM_NL__2PRFIN20060216_170828_000000392045_00141_20736_8765.N1	16-FEB-2006 17:08:28	Straylight	38.500	132	15Rho Pup	2.8030	6900.0	77	20736	No
228	GOM_NL__2PRFIN20060216_171656_000000422045_00141_20736_8766.N1	16-FEB-2006 17:16:56	Bright	41.500	8	10Alp CMi	0.40000	6500.0	83	20736	No
229	GOM_NL__2PRFIN20060216_172311_000000372045_00141_20736_8767.N1	16-FEB-2006 17:23:11	Bright	36.500	17	78Bet Gem	1.1610	4500.0	73	20736	No
230	GOM_NL__2PRFIN20060216_174032_000000442045_00141_20736_8768.N1	16-FEB-2006 17:40:32	Bright	43.500	49	1Alp UMi	1.9900	6300.0	87	20736	No
231	GOM_NL__2PRFIN20060216_174733_000000372045_00141_20736_8769.N1	16-FEB-2006 17:47:33	Bright	36.500	89	5Alp Cep	2.4510	8000.0	73	20736	No
232	GOM_NL__2PRFIN20060216_175240_000000362045_00141_20736_8770.N1	16-FEB-2006 17:52:40	Bright	36.000	19	50Alp Cyg	1.2460	10500.	72	20736	No
233	GOM_NL__2PRFIN20060216_175416_000000352045_00141_20736_8771.N1	16-FEB-2006 17:54:16	Bright	34.500	66	37Gam Cyg	2.2080	5900.0	69	20736	No
234	GOM_NL__2PRFIN20060216_180229_000000342045_00141_20736_8772.N1	16-FEB-2006 18:02:29	Bright	34.000	168	17Zet Aql	2.9860	11000.	68	20736	No
235	GOM_NL__2PRFIN20060216_181203_000000392045_00141_20736_8773.N1	16-FEB-2006 18:12:03	Twilight	39.000	155	41Pi Sgr	2.9000	6600.0	78	20736	No
236	GOM_NL__2PRFIN20060216_181343_000000392045_00141_20736_8774.N1	16-FEB-2006 18:13:43	Twilight	39.000	57	34Sig Sgr	2.0660	26000.	78	20736	No
237	GOM_NL__2PRFIN20060216_181631_000000422045_00141_20736_8775.N1	16-FEB-2006 18:16:31	Dark	42.000	38	20Eps Sgr	1.8360	11000.	84	20736	No
238	GOM_NL__2PRFIN20060216_181844_000000422045_00141_20736_8776.N1	16-FEB-2006 18:18:44	Dark	41.500	25	35Lam Sco	1.6200	28000.	83	20736	No
239	GOM_NL__2PRFIN20060216_182144_000000382045_00141_20736_8777.N1	16-FEB-2006 18:21:44	Dark	38.000	147	Alp Ara	2.8770	26000.	76	20736	No
240	GOM_NL__2PRFIN20060216_182309_000000412045_00141_20736_8778.N1	16-FEB-2006 18:23:09	Dark	41.000	141	Bet Ara	2.8400	4600.0	82	20736	No
241	GOM_NL__2PRFIN20060216_182922_000000442045_00142_20737_8758.N1	16-FEB-2006 18:29:22	Dark	44.000	4	Alp1Cen	-0.010000	5800.0	88	20737	No
242	GOM_NL__2PRFIN20060216_183344_000000402045_00142_20737_8759.N1	16-FEB-2006 18:33:44	Dark	40.000	12	Alp1Cru	0.77500	30000.	80	20737	No
243	GOM_NL__2PRFIN20060216_183604_000000372045_00142_20737_8760.N1	16-FEB-2006 18:36:04	Dark	37.000	29	Bet Car	1.6720	10200.	74	20737	No
244	GOM_NL__2PRFIN20060216_183843_000000402045_00142_20737_8761.N1	16-FEB-2006 18:38:43	Dark	40.000	71	lot Car	2.2460	7700.0	80	20737	No
245	GOM_NL__2PRFIN20060216_184019_000000422045_00142_20737_8762.N1	16-FEB-2006 18:40:19	Dark	42.000	46	Del Vel	1.9540	10600.	84	20737	No
246	GOM_NL__2PRFIN20060216_184242_000000412045_00142_20737_8763.N1	16-FEB-2006 18:42:42	Straylight	40.500	34	Gam2Vel	1.7930	23000.	81	20737	No
247	GOM_NL__2PRFIN20060216_184446_000000402045_00142_20737_8764.N1	16-FEB-2006 18:44:46	Straylight	39.500	70	Zet Pup	2.2460	39000.	79	20737	No
248	GOM_NL__2PRFIN20060216_184904_000000402045_00142_20737_8765.N1	16-FEB-2006 18:49:04	Straylight	39.500	132	15Rho Pup	2.8030	6900.0	79	20737	No
249	GOM_NL__2PRFIN20060216_185732_000000412045_00142_20737_8766.N1	16-FEB-2006 18:57:32	Bright	40.500	8	10Alp CMi	0.40000	6500.0	81	20737	No
250	GOM_NL__2PRFIN20060216_190347_000000392045_00142_20737_8767.N1	16-FEB-2006 19:03:47	Bright	38.500	17	78Bet Gem	1.1610	4500.0	77	20737	No
251	GOM_NL__2PRFIN20060216_192108_000000352045_00142_20737_8768.N1	16-FEB-2006 19:21:08	Bright	35.000	49	1Alp UMi	1.9900	6300.0	70	20737	No
252	GOM_NL__2PRFIN20060216_192809_000000322045_00142_20737_8769.N1	16-FEB-2006 19:28:09	Bright	32.000	89	5Alp Cep	2.4510	8000.0	64	20737	No
253	GOM_NL__2PRFIN20060216_193316_000000362045_00142_20737_8770.N1	16-FEB-2006 19:33:16	Bright	35.500	19	50Alp Cyg	1.2460	10500.	71	20737	No
254	GOM_NL__2PRFIN20060216_193452_000000362045_00142_20737_8771.N1	16-FEB-2006 19:34:52	Bright	36.000	66	37Gam Cyg	2.2080	5900.0	72	20737	No
255	GOM_NL__2PRFIN20060216_194305_000000352045_00142_20737_8772.N1	16-FEB-2006 19:43:05	Bright	35.000	168	17Zet Aql	2.9860	11000.	70	20737	No
256	GOM_NL__2PRFIN20060216_195240_000000412045_00142_20737_8773.N1	16-FEB-2006 19:52:40	Twilight	40.500	155	41Pi Sgr	2.9000	6600.0	81	20737	No
257	GOM_NL__2PRFIN20060216_195420_000000412045_00142_20737_8774.N1	16-FEB-2006 19:54:20	Twilight	40.500	57	34Sig Sgr	2.0660	26000.	81	20737	No
258	GOM_NL__2PRFIN20060216_195708_000000442045_00142_20737_8775.N1	16-FEB-2006 19:57:08	Dark	43.500	38	20Eps Sgr	1.8360	11000.	87	20737	No
259	GOM_NL__2PRFIN20060216_195920_000000452045_00142_20737_8776.N1	16-FEB-2006 19:59:20	Dark	45.000	25	35Lam Sco	1.6200	28000.	90	20737	No
260	GOM_NL__2PRFIN20060216_200220_000000392045_00142_20737_8777.N1	16-FEB-2006 20:02:20	Dark	38.500	147	Alp Ara	2.8770	26000.	77	20737	No
261	GOM_NL__2PRFIN20060216_200346_000000402045_00142_20737_8778.N1	16-FEB-2006 20:03:46	Dark	39.500	141	Bet Ara	2.8400	4600.0	79	20737	No
262	GOM_NL__2PRFIN20060216_200959_000000452045_00143_20738_8758.N1	16-FEB-2006 20:09:59	Dark	44.500	4	Alp1Cen	-0.010000	5800.0	89	20738	No
263	GOM_NL__2PRFIN20060216_201420_000000502045_00143_20738_8759.N1	16-FEB-2006 20:14:20	Dark	49.500	12	Alp1Cru	0.77500	30000.	99	20738	No
264	GOM_NL__2PRFIN20060216_201640_000000422045_00143_20738_8760.N1	16-FEB-2006 20:16:40	Dark	42.000	29	Bet Car	1.6720	10200.	84	20738	No
265	GOM_NL__2PRFIN20060216_201919_000000402045_00143_20738_8761.N1	16-FEB-2006 20:19:19	Dark	39.500	71	lot Car	2.2460	7700.0	79	20738	No
266	GOM_NL__2PRFIN20060216_202056_000000382045_00143_20738_8762.N1	16-FEB-2006 20:20:56	Dark	38.000	46	Del Vel	1.9540	10600.	76	20738	No
267	GOM_NL__2PRFIN20060216_202318_000000422045_00143_20738_8763.N1	16-FEB-2006 20:23:18	Straylight	41.500	34	Gam2Vel	1.7930	23000.	83	20738	No
268	GOM_NL__2PRFIN20060216_202522_000000392045_00143_20738_8764.N1	16-FEB-2006 20:25:22	Straylight	39.000	70	Zet Pup	2.2460	39000.	78	20738	No
269	GOM_NL__2PRFIN20060216_202940_000000392045_00143_20738_8765.N1	16-FEB-2006 20:29:40	Straylight	39.000	132	15Rho Pup	2.8030	6900.0	78	20738	No
270	GOM_NL__2PRFIN20060216_203808_000000412045_00143_20738_8766.N1	16-FEB-2006 20:38:08	Bright	41.000	8	10Alp CMi	0.40000	6500.0	82	20738	No
271	GOM_NL__2PRFIN20060216_204423_000000382045_00143_20738_8767.N1	16-FEB-2006 20:44:23	Bright	37.500	17	78Bet Gem	1.1610	4500.0	75	20738	No
272	GOM_NL__2PRFIN20060216_204532_000000372045_00143_20738_8768.N1	16-FEB-2006 20:45:32	Bright	37.000	24	66Alp Gem	1.5800	10200.	74	20738	No
273	GOM_NL__2PRFIN20060216_210144_000000372045_00143_20738_8769.N1	16-FEB-2006 21:01:44	Bright	36.500	49	1Alp UMi	1.9900	6300.0	73	20738	No
274	GOM_NL__2PRFIN20060216_210845_000000352045_00143_20738_8770.N1	16-FEB-2006 21:08:45	Bright	35.000	89	5Alp Cep	2.4510	8000.0	70	20738	No
275	GOM_NL__2PRFIN20060216_211352_000000372045_00143_20738_8771.N1	16-FEB-2006 21:13:52	Bright	36.500	19	50Alp Cyg	1.2460	10500.	73	20738	No
276	GOM_NL__2PRFIN20060216_211528_000000342045_00143_20738_8772.N1	16-FEB-2006 21:15:28	Bright	34.000	66	37Gam Cyg	2.2080	5900.0	68	20738	No
277	GOM_NL__2PRFIN20060216_212341_000000342045_00143_20738_8773.N1	16-FEB-2006 21:23:41	Bright	33.500	168	17Zet Aql	2.9860	11000.	67	20738	No
278	GOM_NL__2PRFIN20060216_213316_000000392045_00143_20738_8774.N1	16-FEB-2006 21:33:16	Twilight	38.500	155	41Pi Sgr	2.9000	6600.0	77	20738	No

279	GOM_NL__2PRFIN20060216_213456_000000422045_00143_20738_8775.N1	16-FEB-2006 21:34:56	Twilight	41.500	57	34Sig Sgr	2.0660	26000.	83	20738	No
280	GOM_NL__2PRFIN20060216_213744_000000392045_00143_20738_8776.N1	16-FEB-2006 21:37:44	Dark	39.000	38	20Eps Sgr	1.8360	11000.	78	20738	No
281	GOM_NL__2PRFIN20060216_213957_000000492045_00143_20738_8777.N1	16-FEB-2006 21:39:57	Dark	48.500	25	35Lam Sco	1.6200	28000.	97	20738	No
282	GOM_NL__2PRFIN20060216_214256_000000392045_00143_20738_8778.N1	16-FEB-2006 21:42:56	Dark	38.500	147	Alp Ara	2.8770	26000.	77	20738	No
283	GOM_NL__2PRFIN20060216_214422_000000382045_00143_20738_8779.N1	16-FEB-2006 21:44:22	Dark	38.000	141	Bet Ara	2.8400	4600.0	76	20738	No
284	GOM_NL__2PRFIN20060216_215035_000000432045_00144_20739_8758.N1	16-FEB-2006 21:50:35	Dark	42.500	4	Alp1Cen	-0.010000	5800.0	85	20739	No
285	GOM_NL__2PRFIN20060216_215456_000000412045_00144_20739_8759.N1	16-FEB-2006 21:54:56	Dark	40.500	12	Alp1Cru	0.77500	30000.	81	20739	No
286	GOM_NL__2PRFIN20060216_215716_000000392045_00144_20739_8760.N1	16-FEB-2006 21:57:16	Dark	38.500	29	Bet Car	1.6720	10200.	77	20739	No
287	GOM_NL__2PRFIN20060216_215955_000000382045_00144_20739_8761.N1	16-FEB-2006 21:59:55	Dark	37.500	71	lot Car	2.2460	7700.0	75	20739	No
288	GOM_NL__2PRFIN20060216_220132_000000382045_00144_20739_8762.N1	16-FEB-2006 22:01:32	Dark	37.500	46	Del Vel	1.9540	10600.	75	20739	No
289	GOM_NL__2PRFIN20060216_220354_000000412045_00144_20739_8763.N1	16-FEB-2006 22:03:54	Straylight	41.000	34	Gam2Vel	1.7930	23000.	82	20739	No
290	GOM_NL__2PRFIN20060216_220558_000000372045_00144_20739_8764.N1	16-FEB-2006 22:05:58	Straylight	37.000	70	Zet Pup	2.2460	39000.	74	20739	No
291	GOM_NL__2PRFIN20060216_221016_000000382045_00144_20739_8765.N1	16-FEB-2006 22:10:16	Straylight	38.000	132	15Rho Pup	2.8030	6900.0	76	20739	No
292	GOM_NL__2PRFIN20060216_221844_000000432045_00144_20739_8766.N1	16-FEB-2006 22:18:44	Bright	42.500	8	10Alp CMi	0.40000	6500.0	85	20739	No
293	GOM_NL__2PRFIN20060216_222459_000000392045_00144_20739_8767.N1	16-FEB-2006 22:24:59	Bright	38.500	17	78Bet Gem	1.1610	4500.0	77	20739	No
294	GOM_NL__2PRFIN20060216_222608_000000352045_00144_20739_8768.N1	16-FEB-2006 22:26:08	Bright	35.000	24	66Alp Gem	1.5800	10200.	70	20739	No
295	GOM_NL__2PRFIN20060216_224220_000000332045_00144_20739_8769.N1	16-FEB-2006 22:42:20	Bright	32.500	49	1Alp UMi	1.9900	6300.0	65	20739	No
296	GOM_NL__2PRFIN20060216_224921_000000362045_00144_20739_8770.N1	16-FEB-2006 22:49:21	Bright	35.500	89	5Alp Cep	2.4510	8000.0	71	20739	No
297	GOM_NL__2PRFIN20060216_225428_000000352045_00144_20739_8771.N1	16-FEB-2006 22:54:28	Bright	35.000	19	50Alp Cyg	1.2460	10500.	70	20739	No
298	GOM_NL__2PRFIN20060216_225604_000000332045_00144_20739_8772.N1	16-FEB-2006 22:56:04	Bright	33.000	66	37Gam Cyg	2.2080	5900.0	66	20739	No
299	GOM_NL__2PRFIN20060216_230417_000000352045_00144_20739_8773.N1	16-FEB-2006 23:04:17	Bright	34.500	168	17Zet Aql	2.9860	11000.	69	20739	No
300	GOM_NL__2PRFIN20060216_231352_000000422045_00144_20739_8774.N1	16-FEB-2006 23:13:52	Twilight	41.500	155	41Pi Sgr	2.9000	6600.0	83	20739	No
301	GOM_NL__2PRFIN20060216_231532_000000402045_00144_20739_8775.N1	16-FEB-2006 23:15:32	Twilight	40.000	57	34Sig Sgr	2.0660	26000.	80	20739	No
302	GOM_NL__2PRFIN20060216_231820_000000402045_00144_20739_8776.N1	16-FEB-2006 23:18:20	Dark	39.500	38	20Eps Sgr	1.8360	11000.	79	20739	No
303	GOM_NL__2PRFIN20060216_232033_000000442045_00144_20739_8777.N1	16-FEB-2006 23:20:33	Dark	44.000	25	35Lam Sco	1.6200	28000.	88	20739	No
304	GOM_NL__2PRFIN20060216_232333_000000392045_00144_20739_8778.N1	16-FEB-2006 23:23:33	Dark	39.000	147	Alp Ara	2.8770	26000.	78	20739	No
305	GOM_NL__2PRFIN20060216_232458_000000392045_00144_20739_8779.N1	16-FEB-2006 23:24:58	Dark	38.500	141	Bet Ara	2.8400	4600.0	77	20739	No
306	GOM_NL__2PRFIN20060216_233112_000000492045_00145_20740_8758.N1	16-FEB-2006 23:31:12	Dark	48.500	4	Alp1Cen	-0.010000	5800.0	97	20740	No
307	GOM_NL__2PRFIN20060216_233533_000000392045_00145_20740_8759.N1	16-FEB-2006 23:35:33	Dark	39.000	12	Alp1Cru	0.77500	30000.	78	20740	No
308	GOM_NL__2PRFIN20060216_233752_000000382045_00145_20740_8760.N1	16-FEB-2006 23:37:52	Dark	37.500	29	Bet Car	1.6720	10200.	75	20740	No
309	GOM_NL__2PRFIN20060216_234031_000000402045_00145_20740_8761.N1	16-FEB-2006 23:40:31	Dark	40.000	71	lot Car	2.2460	7700.0	80	20740	No
310	GOM_NL__2PRFIN20060216_234208_000000402045_00145_20740_8762.N1	16-FEB-2006 23:42:08	Dark	39.500	46	Del Vel	1.9540	10600.	79	20740	No
311	GOM_NL__2PRFIN20060216_234430_000000392045_00145_20740_8763.N1	16-FEB-2006 23:44:30	Straylight	38.500	34	Gam2Vel	1.7930	23000.	77	20740	No
312	GOM_NL__2PRFIN20060216_234634_000000402045_00145_20740_8764.N1	16-FEB-2006 23:46:34	Straylight	40.000	70	Zet Pup	2.2460	39000.	80	20740	No
313	GOM_NL__2PRFIN20060216_235052_000000412045_00145_20740_8765.N1	16-FEB-2006 23:50:52	Straylight	40.500	132	15Rho Pup	2.8030	6900.0	81	20740	No
314	GOM_NL__2PRFIN20060216_235920_000000432045_00145_20740_8766.N1	16-FEB-2006 23:59:20	Bright	42.500	8	10Alp CMi	0.40000	6500.0	85	20740	No

3. Quality information per product

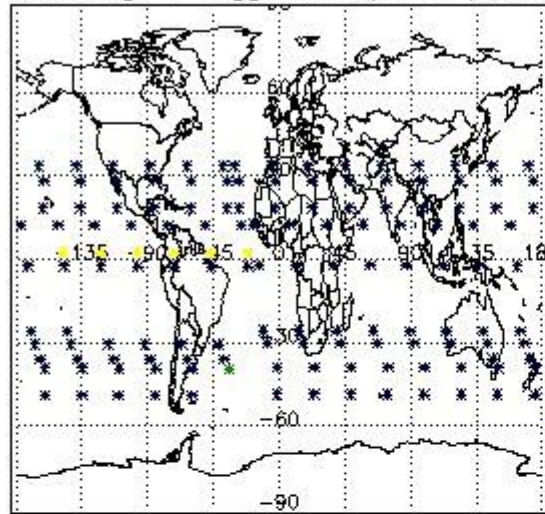
In this section it is plotted some information contained in the Quality Summary data set of the level 2 products. Only products in dark limb conditions and without errors (error flag in the MPH set to "0") are used.

3.1 Plot quality information per product (time dependant)

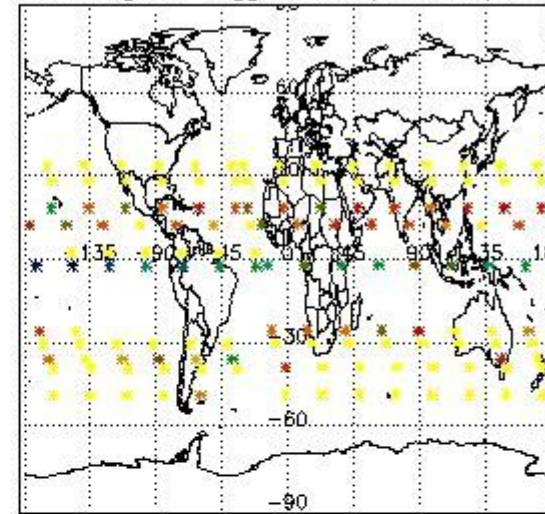


3.2 Plot quality information per product (world map)

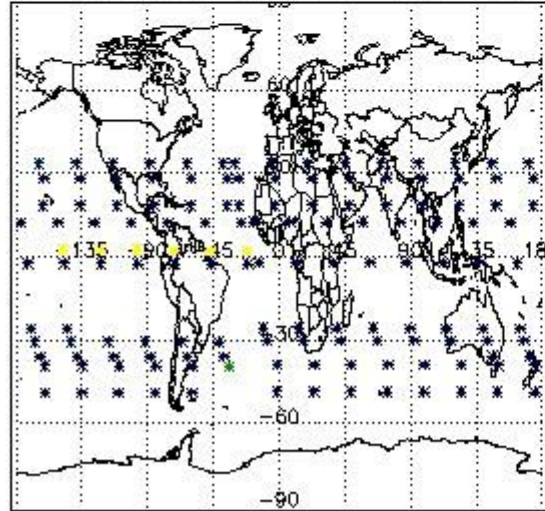
Percentage of flagged data per O3 profile



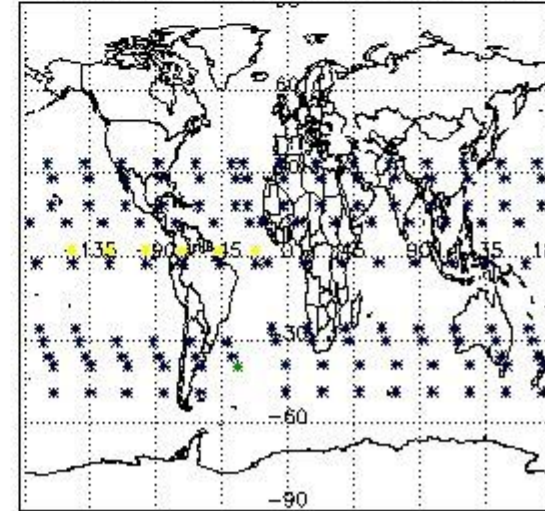
Percentage of flagged data per H2O profile



Percentage of flagged data per NO2 profile



Percentage of flagged data per NO3 profile

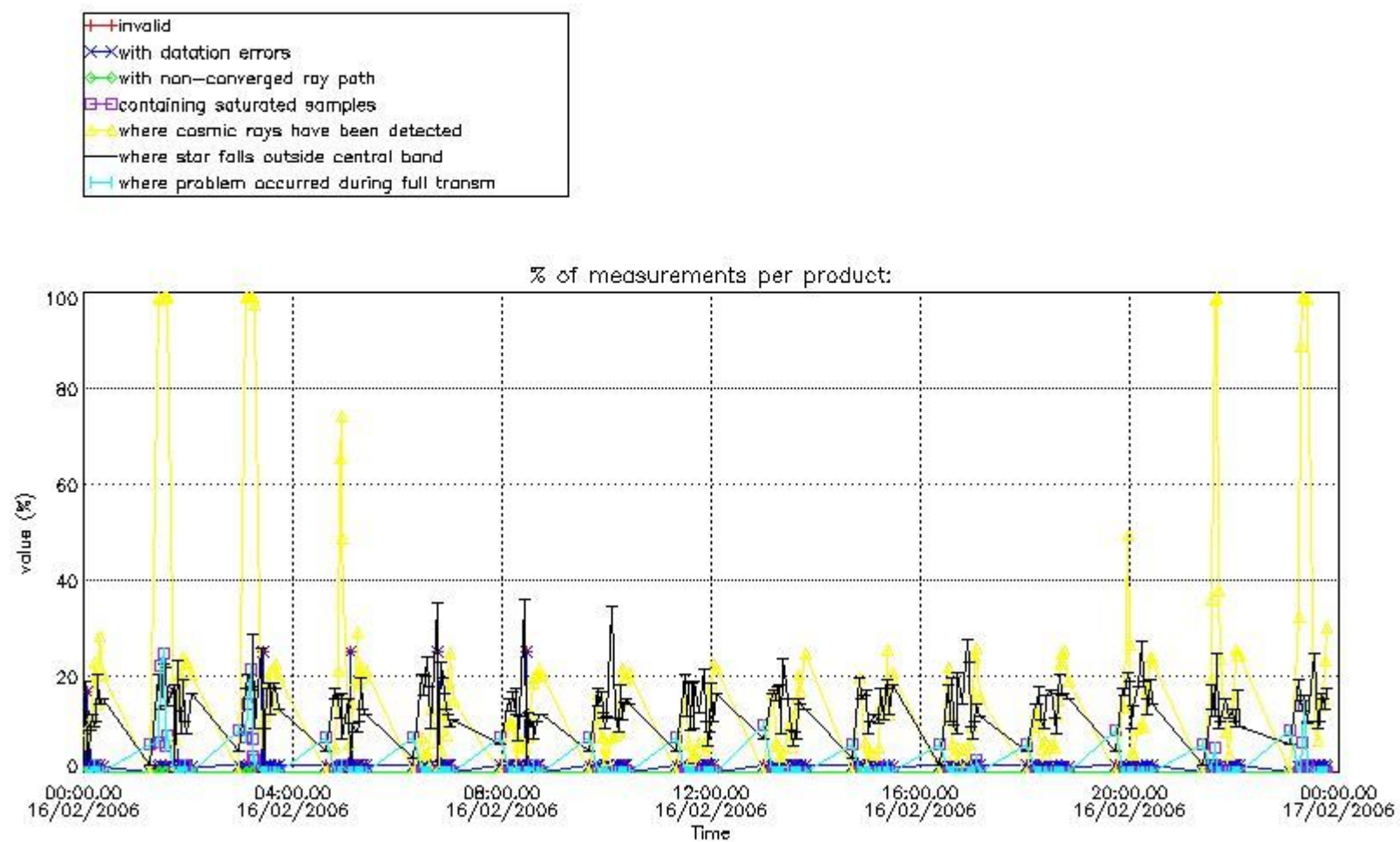


4. Level 1 quality information per product

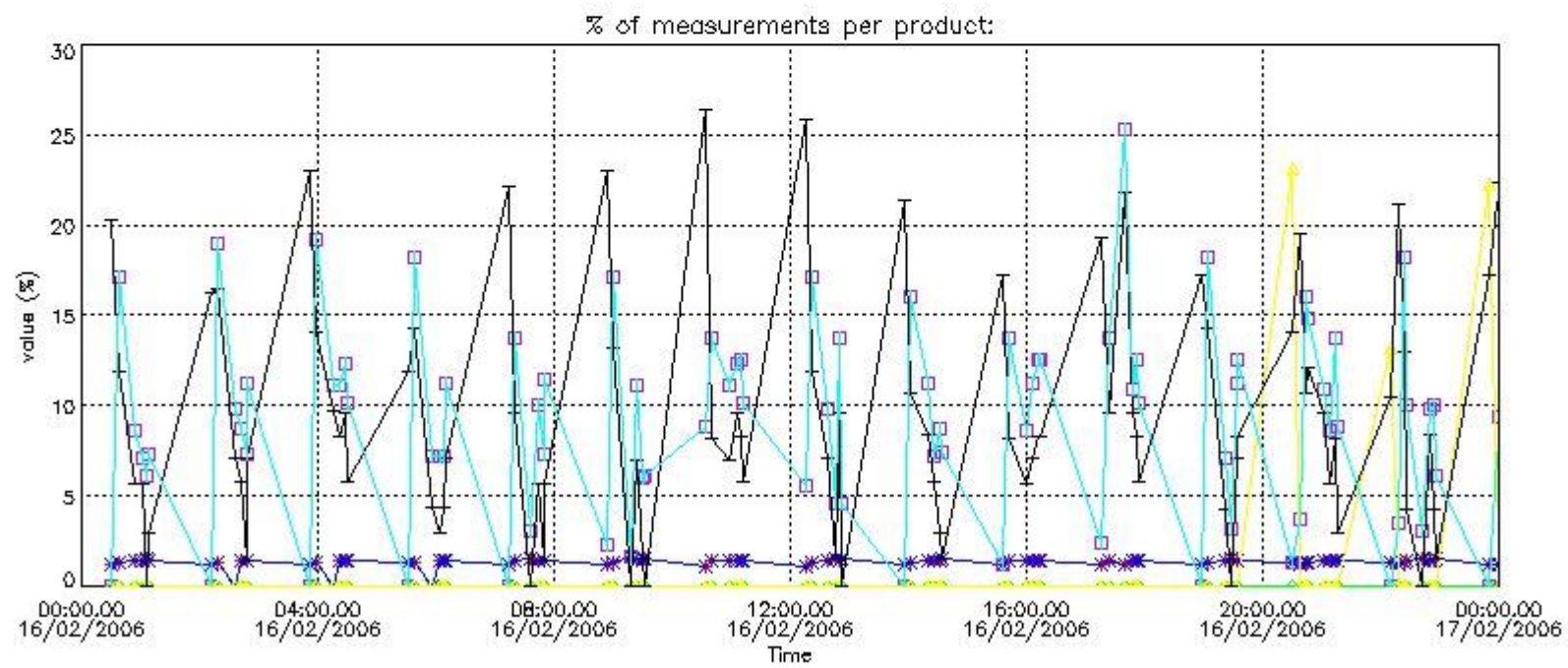
In this section it is plotted some information contained in the Quality Summary data set of the level 2 products that comes from the level 1b processing. Products without errors (error flag in the MPH set to "0") are used.

4.1 Plot quality information per product (time dependant) coming from level 1b processing

4.1.1 Plot level 1 quality information per product (time dependant): ENVISAT ASCENDING passes

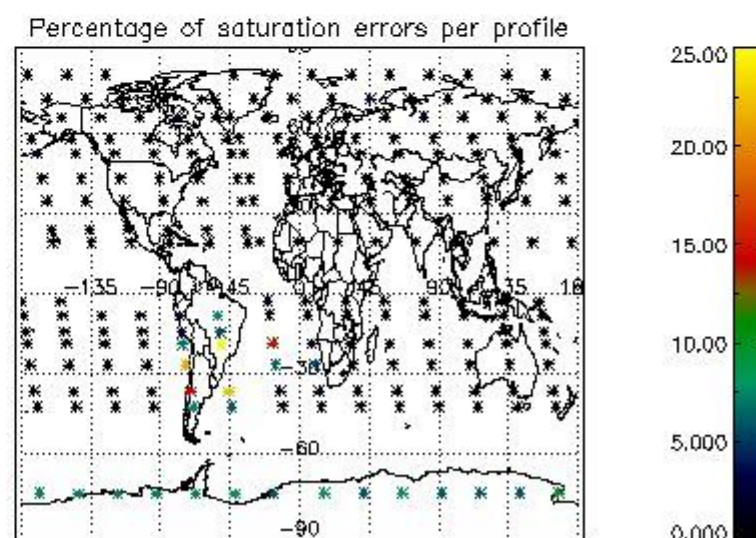
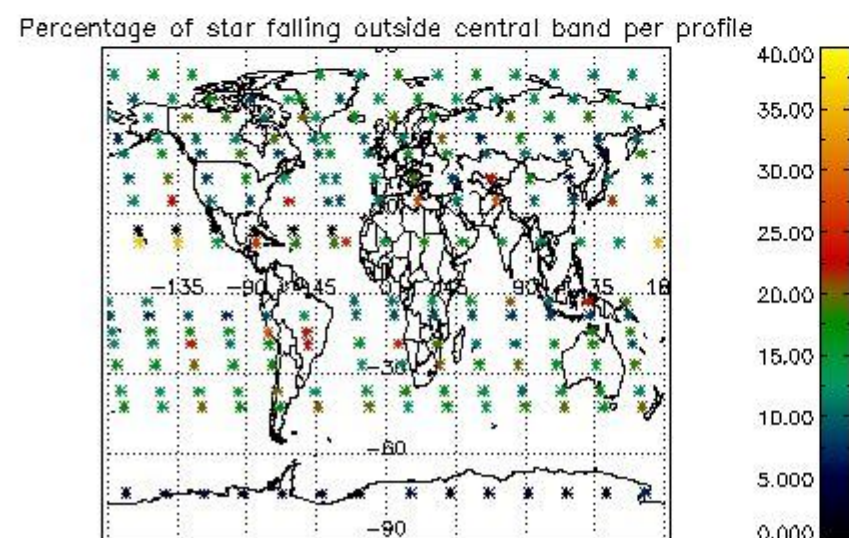

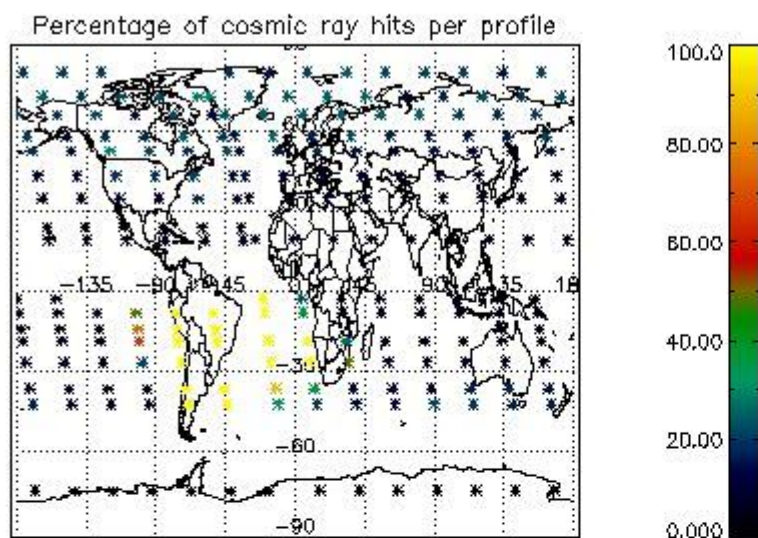


4.1.2 Plot level 1 quality information per product (time dependant): ENVI SAT DESCENDING passes



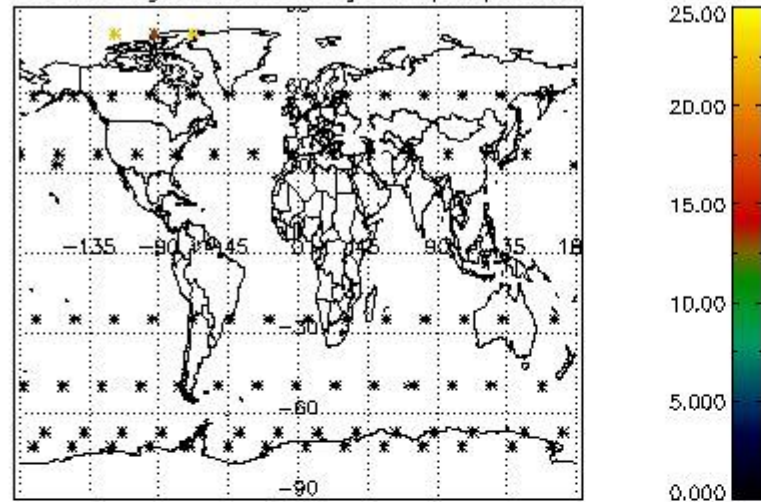
4.2 Plot quality information per product coming from level 1b processing (world map)

4.2.1 Plot level 1 quality information per product (world map): ENVISAT ASCENDING passes

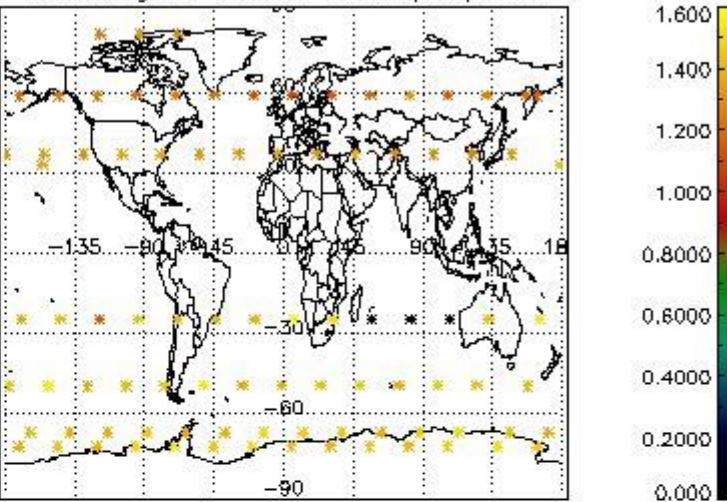


4.2.2 Plot level 1 quality information per product (world map): ENVISAT DESCENDING passes

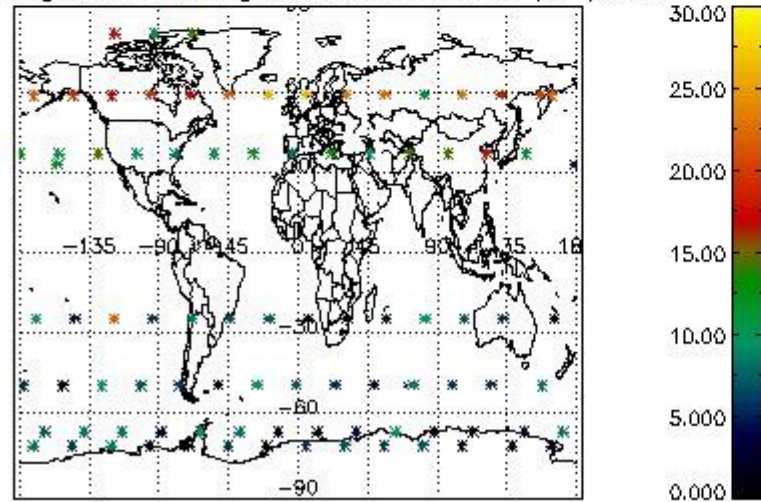
Percentage of cosmic ray hits per profile



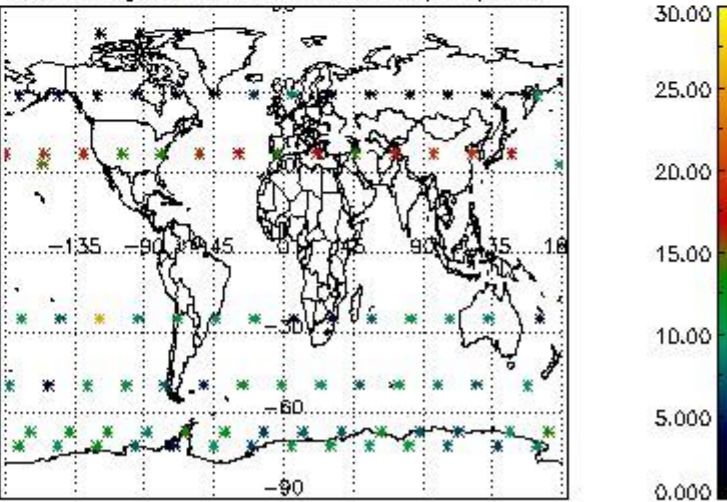
Percentage of datation errors per profile



Percentage of star falling outside central band per profile



Percentage of saturation errors per profile



5. Trace gas profiles

5.1 Ozone statistics based on quality of products

The final quality of the products can be "measured" using the STD (Standard Deviation) attached to every point profile. This information is written to the parameter GOM_NL__2P/NL_LOCAL_SPECIES_DENSITY/o3_std of the level 2 products. The table below shows the statistics for given STD ranges.

The statistics are given with respect to the overall valid production:

- Products without fatal errors: GOM_NL__2P/MPH/PRODUCT_ERR=0
- Valid point profile: GOM_NL__2P/NL_LOCAL_SPECIES_DENSITY/pcd(0)=0

The 'Criteria' is applied to valid points of dark limb products:

- Products in dark limb illumination condition: GOM_NL__2P/NL_SUMMARY_QUALITY/obs_ill_cond=0
- Products without fatal errors: GOM_NL__2P/MPH/PRODUCT_ERR=0
- Valid point profile: GOM_NL__2P/NL_LOCAL_SPECIES_DENSITY/pcd(0)=0

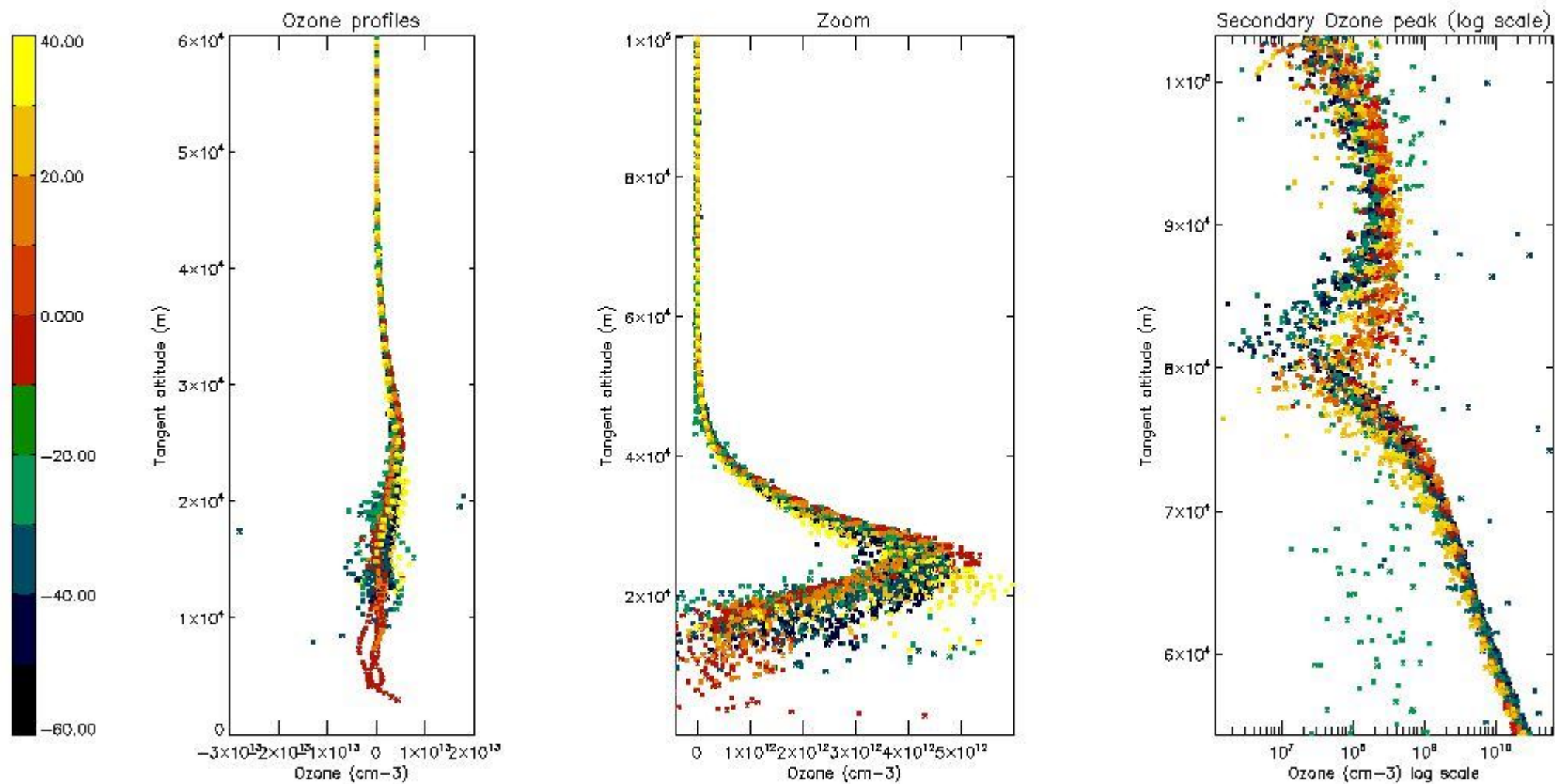
So, the table below shows the percentage of dark limb and valid observations for each criteria with respect to the overall valid daily observations.

Criteria	% of total production
All STD	46
STD < 20	28

STD < 10	23
STD < 5	16

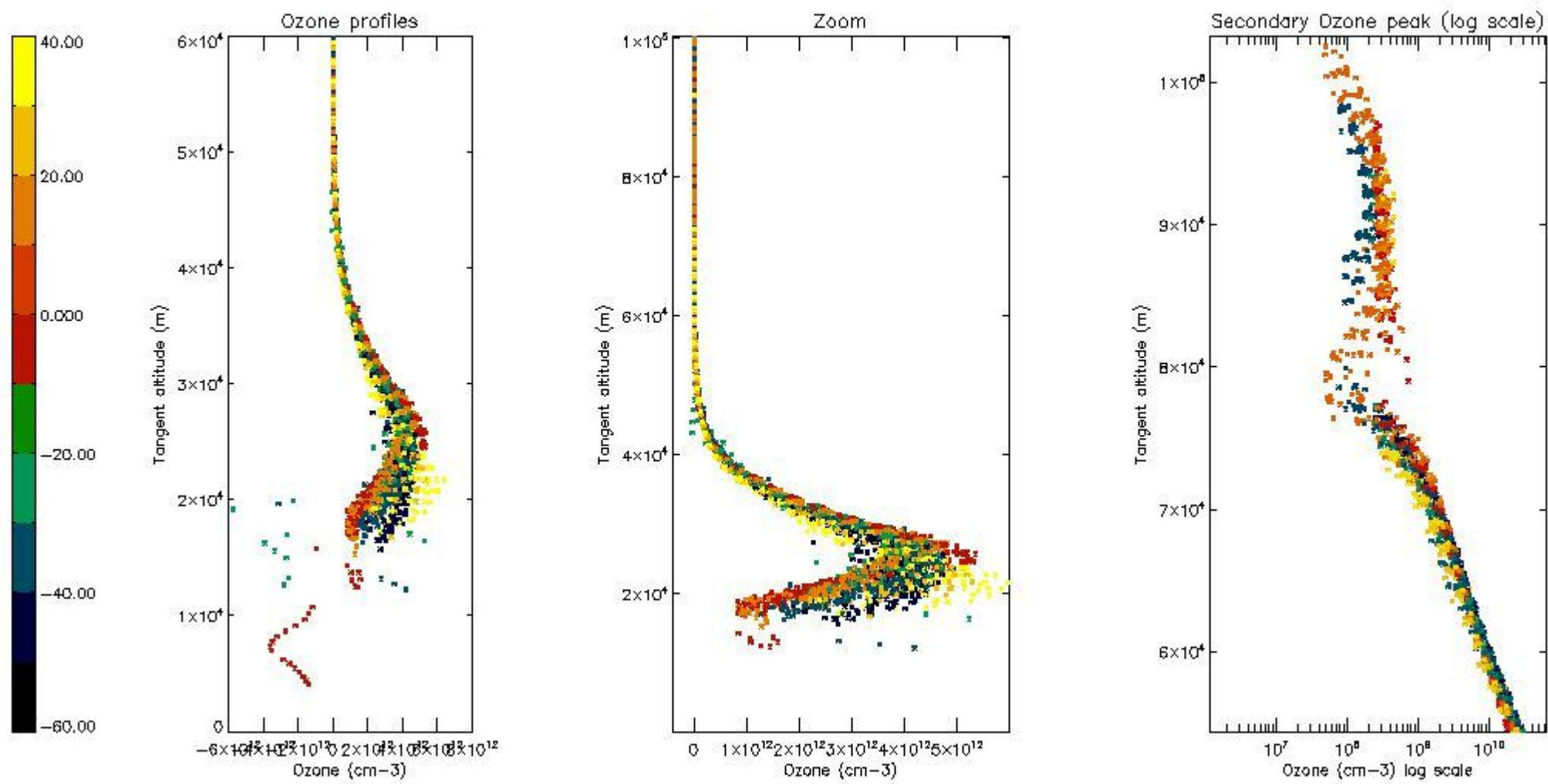
5.2 Plot ozone profiles for all STD (dark without errors)

The colorbar represents the latitude.



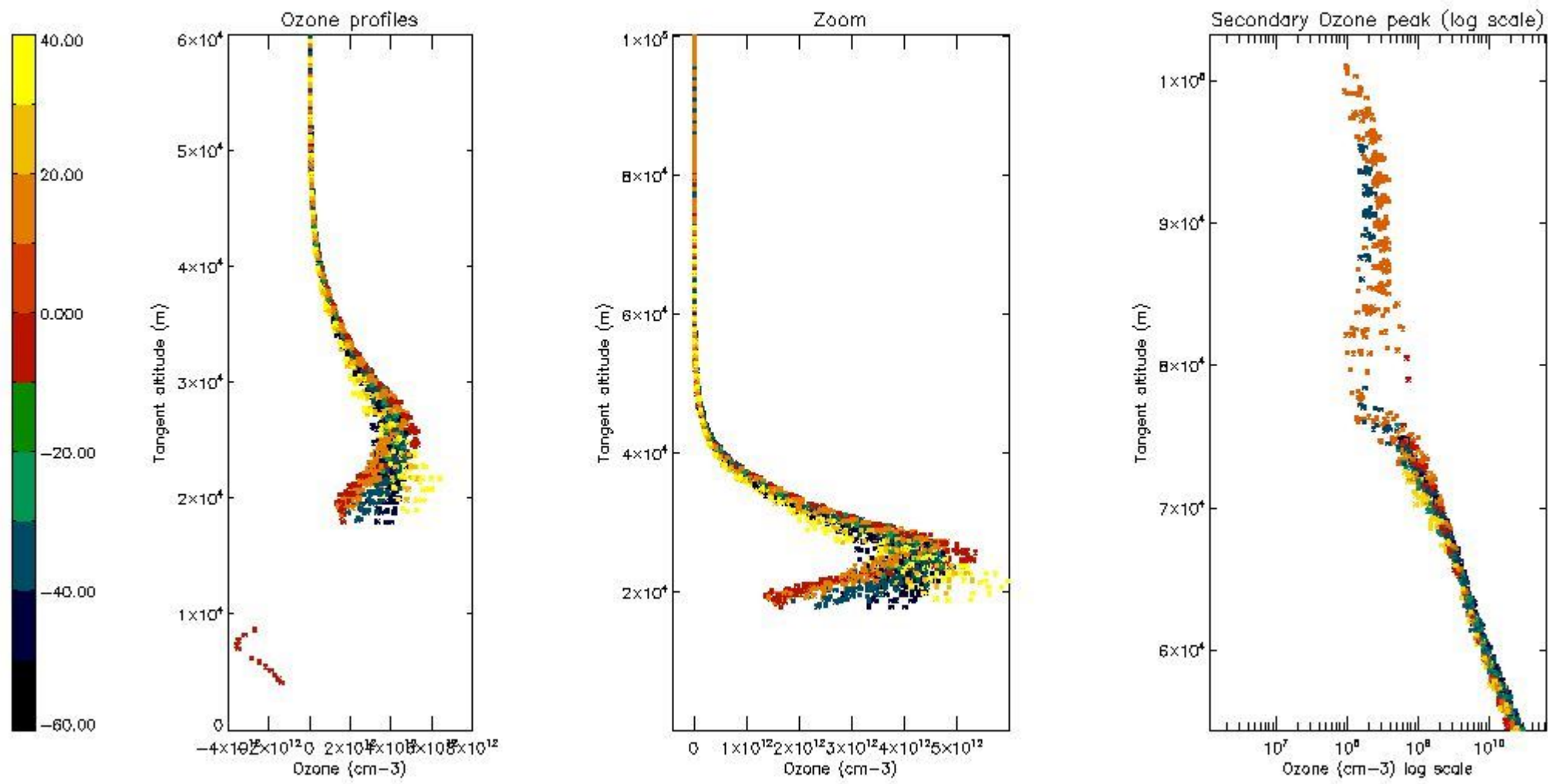
5.3 Plot ozone profiles where STD < 20% (dark without errors)

The colorbar represents the latitude.



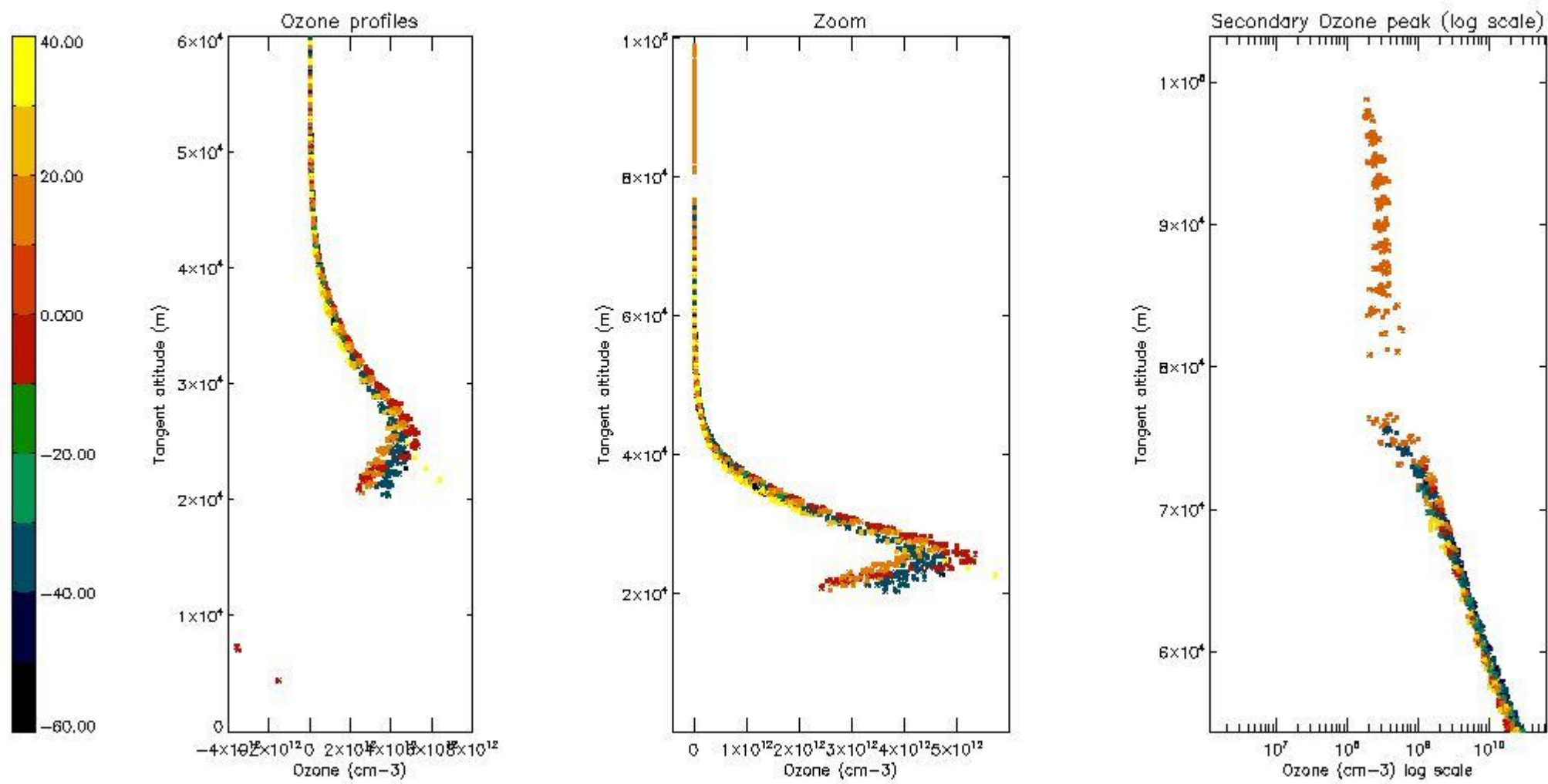
5.4 Plot ozone profiles where STD < 10% (dark without errors)

The colorbar represents the latitude.



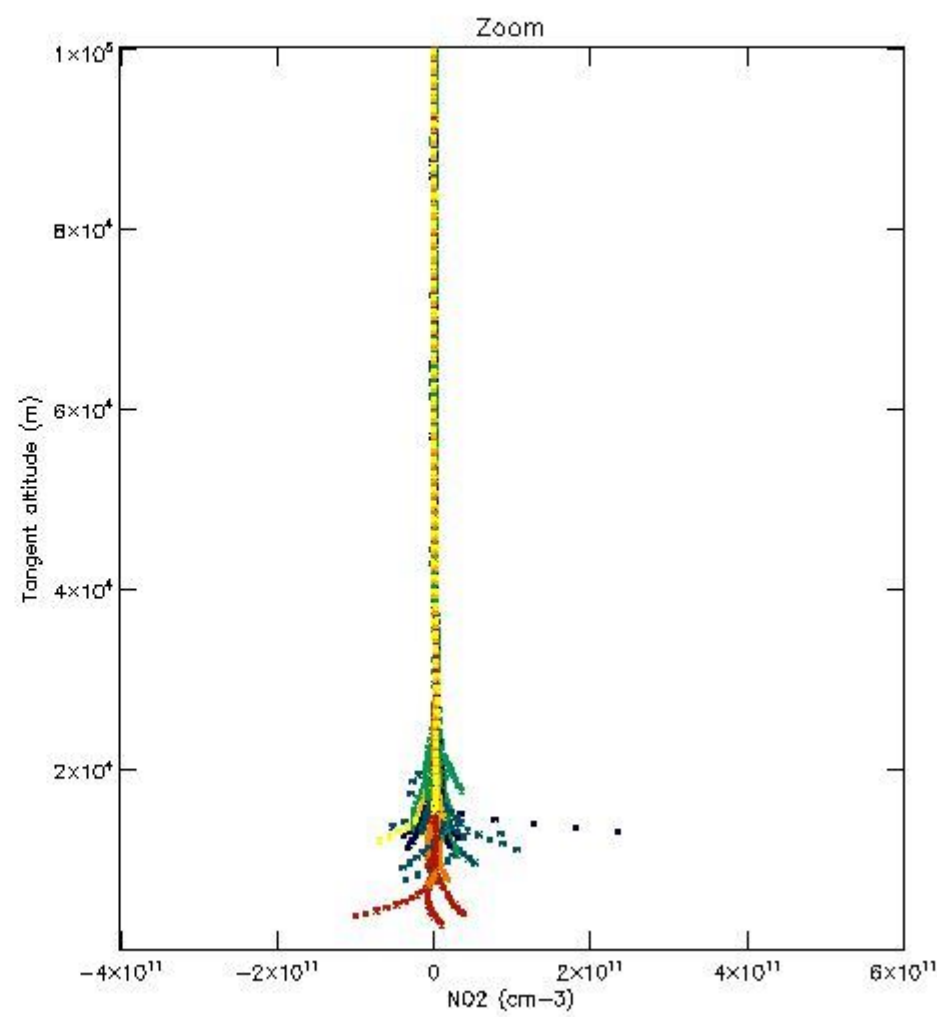
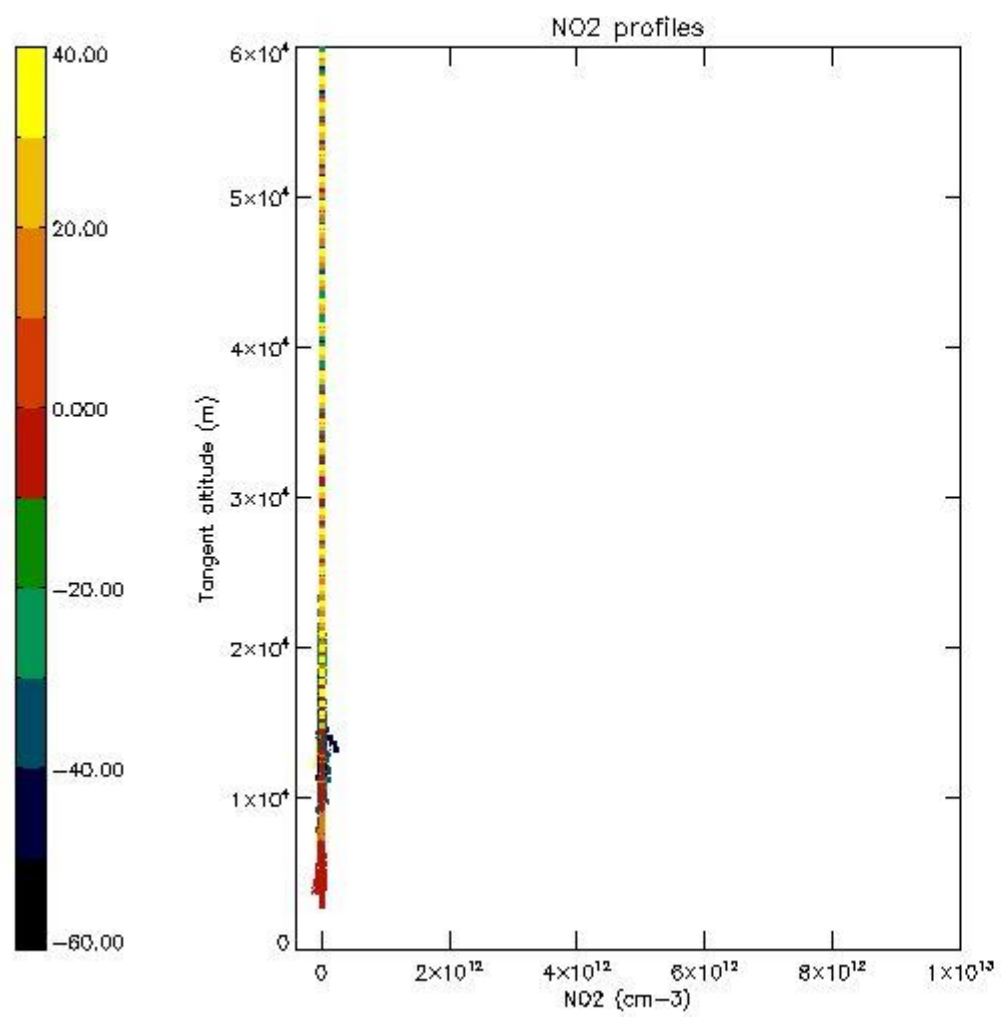
5.5 Plot ozone profiles where STD < 5% (dark without errors)

The colorbar represents the latitude.



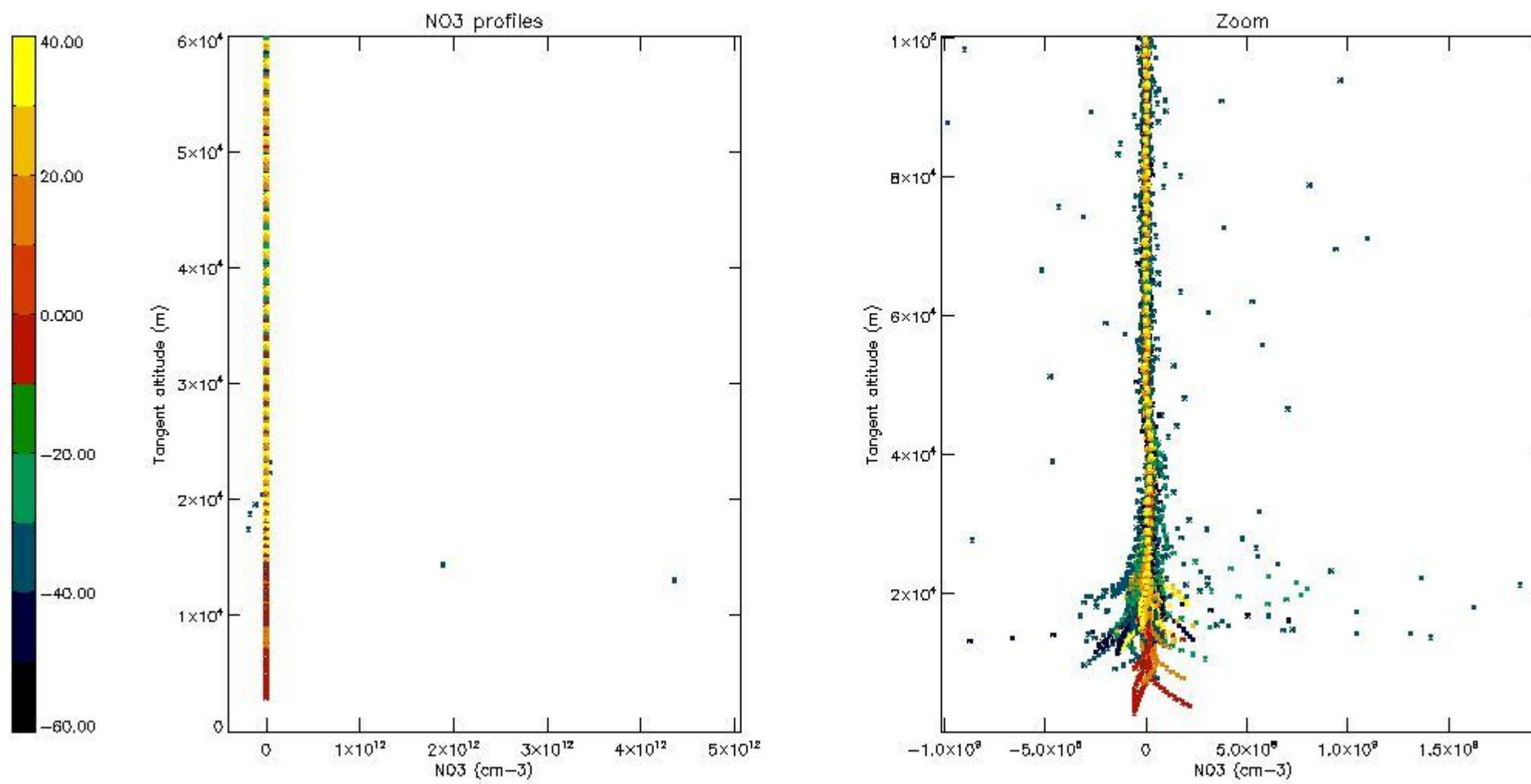
5.6 Plot NO₂ profiles for all STD (dark without errors)

The colorbar represents the latitude.



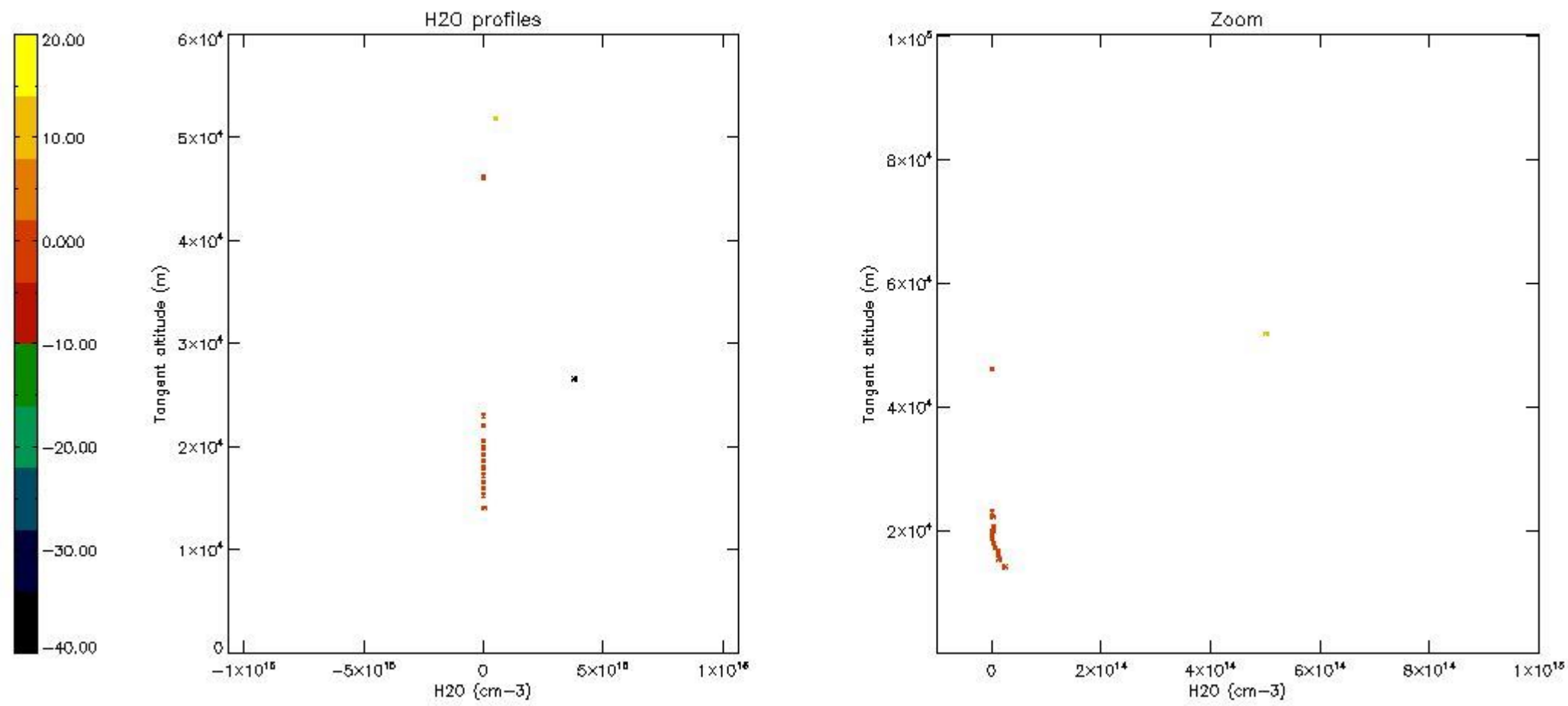
5.7 Plot NO3 profiles for all STD (dark without errors)

The colorbar represents the latitude.



5.8 Plot H2O profiles for all STD (only for occultations of stars 1,2,3,4,13,14,16,26,63 dark without errors)

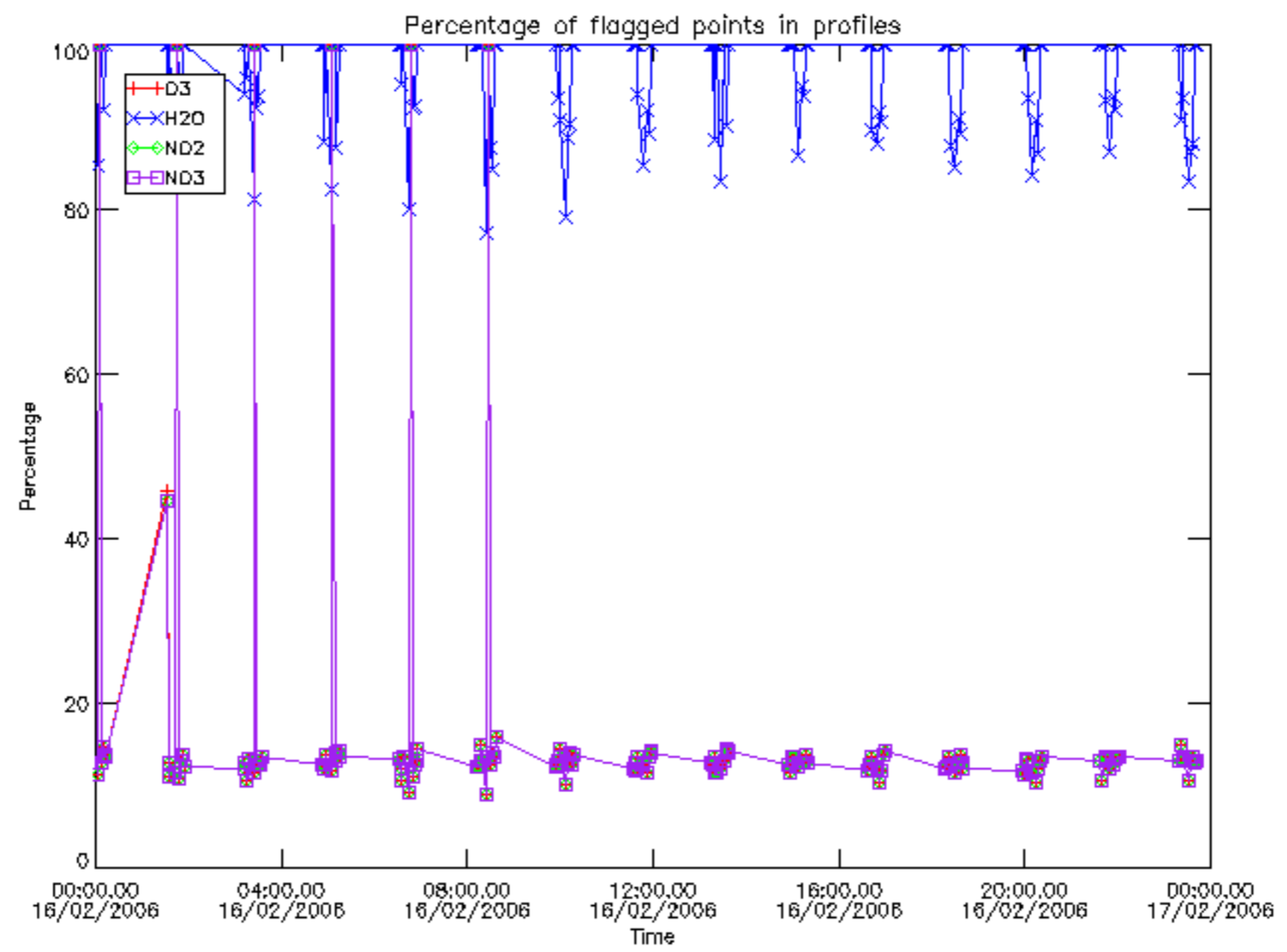
The colorbar represents the latitude.



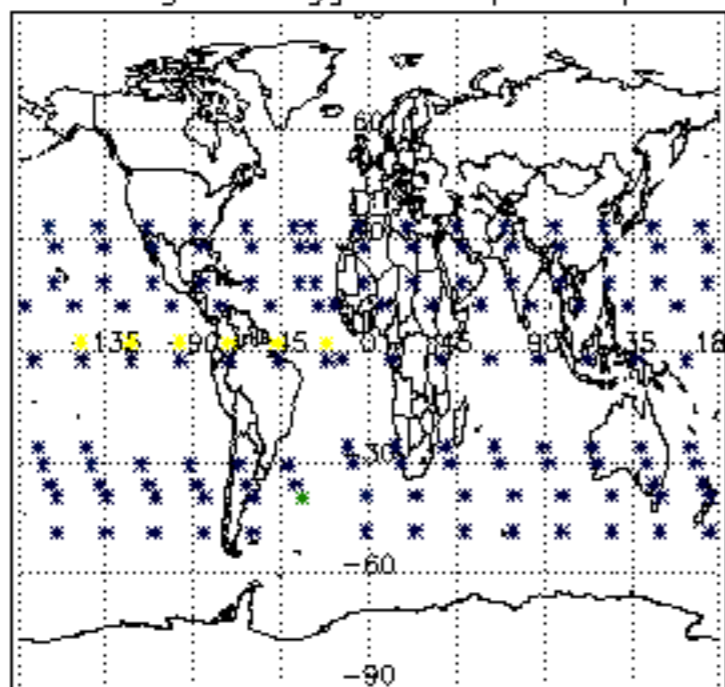
6. Auxiliary Data Files used for the production reported in section 2

The number reported in the third column indicates since which file (see list in section 2) the corresponding auxiliary file has been used. The fourth column is the date of those product files.

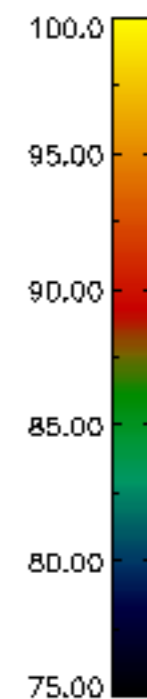
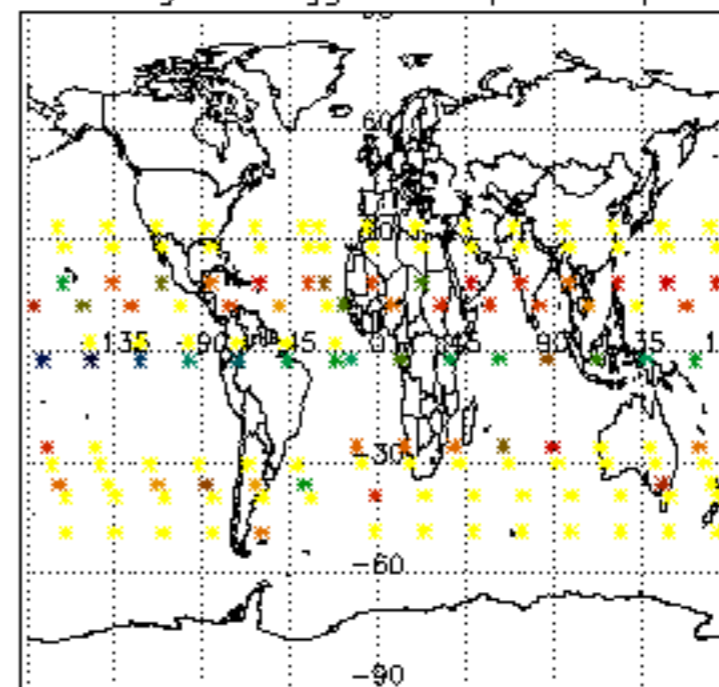
Type	Auxiliary Filename	Used since product	Used since product date
INST_PHYS_CHARACTERISTICS	GOM_INS_AXVIEC20091111_143220_20030716_120000_20500101_000000	1	16-FEB-2006 00:02:40
LEVEL-2_PROC_CONFIG	GOM_PR2_AXVIEC20091111_152718_20020301_000000_20500101_000000	1	16-FEB-2006 00:02:40
CROSS_SECTIONS_FILE	GOM_CRS_AXVIEC20091111_154832_20020301_000000_20500101_000000	1	16-FEB-2006 00:02:40



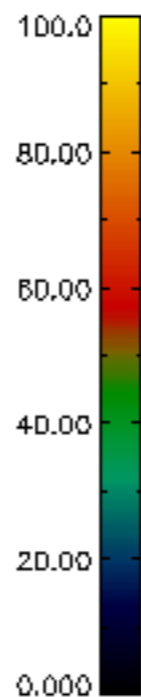
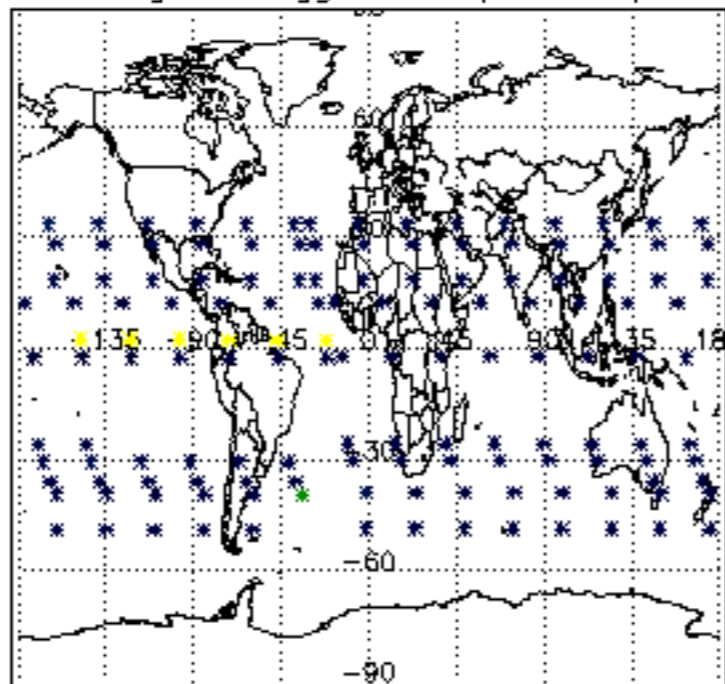
Percentage of flagged data per D3 profile



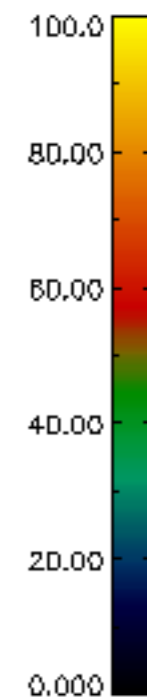
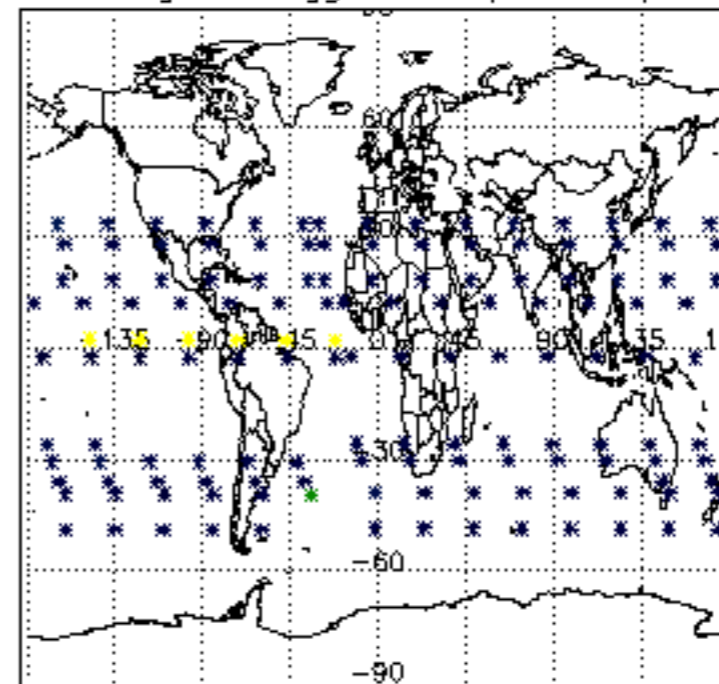
Percentage of flagged data per H2O profile

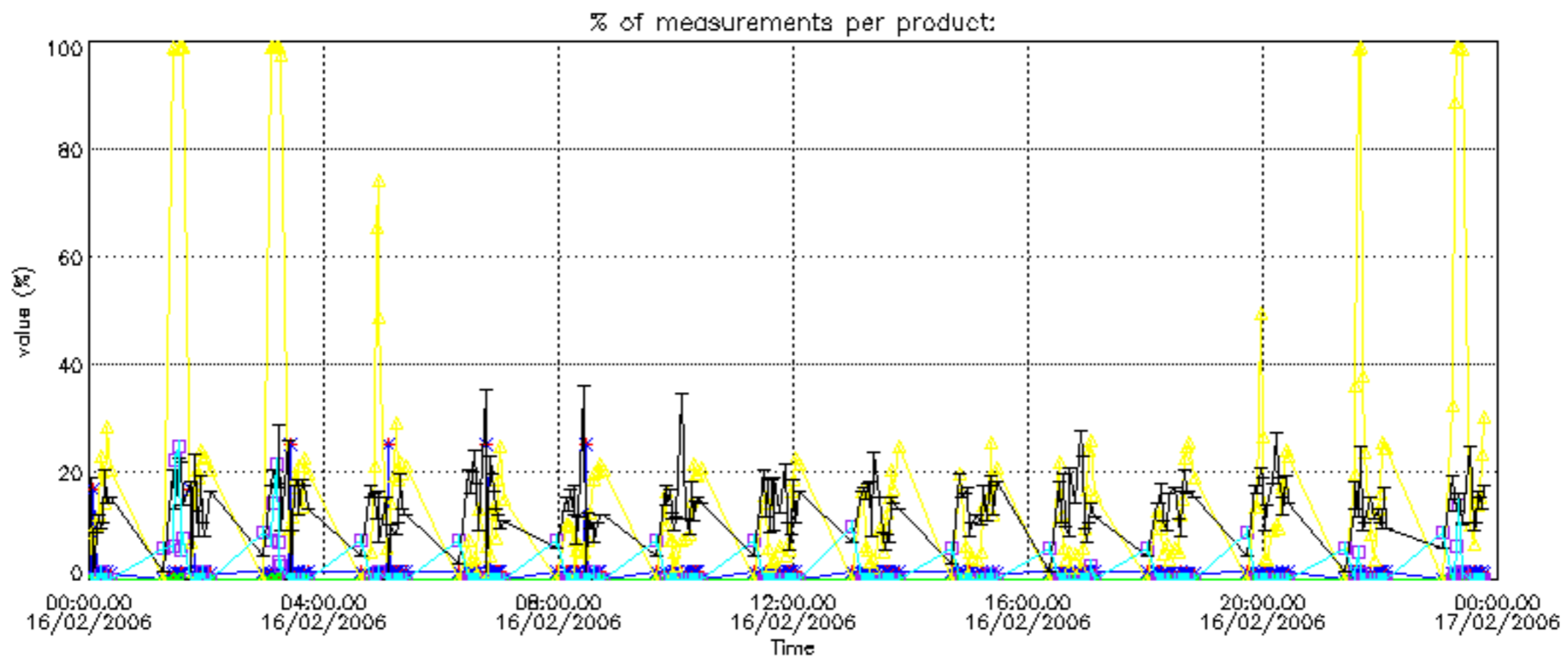


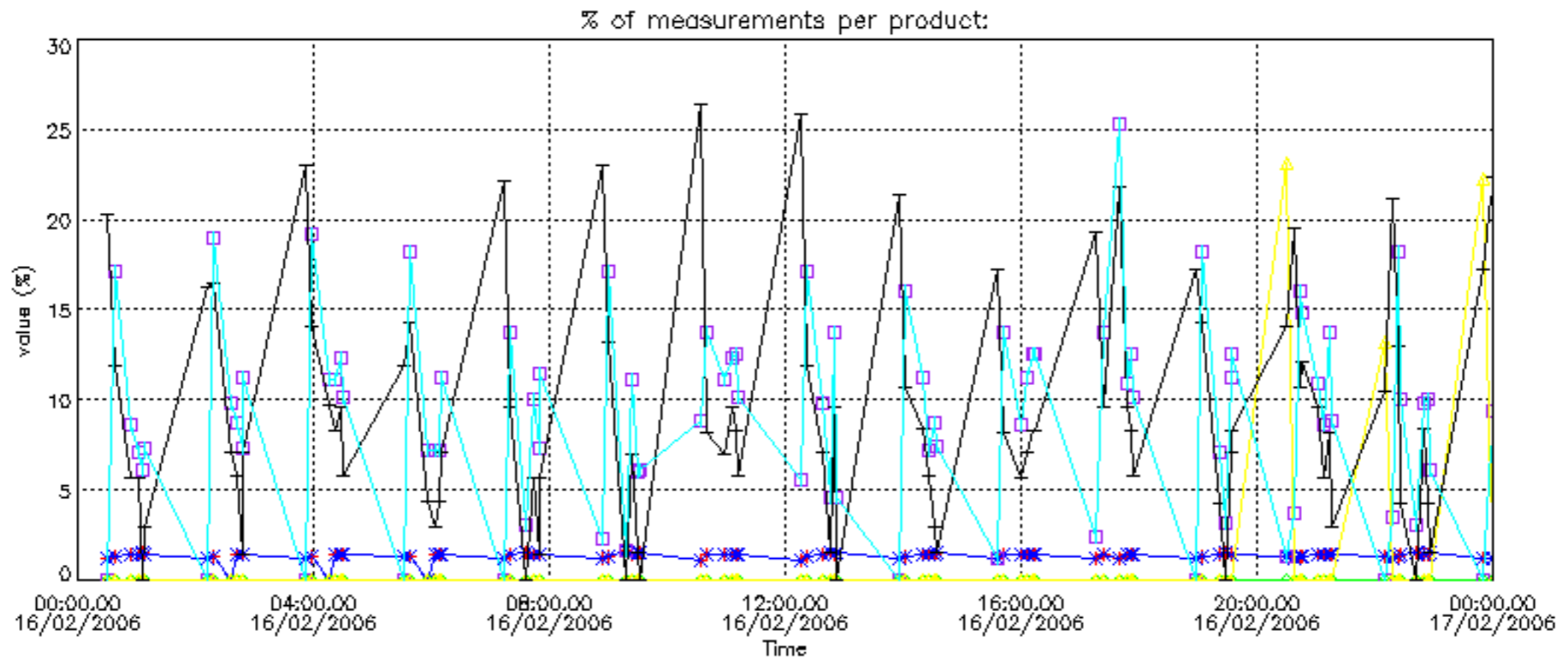
Percentage of flagged data per NO2 profile



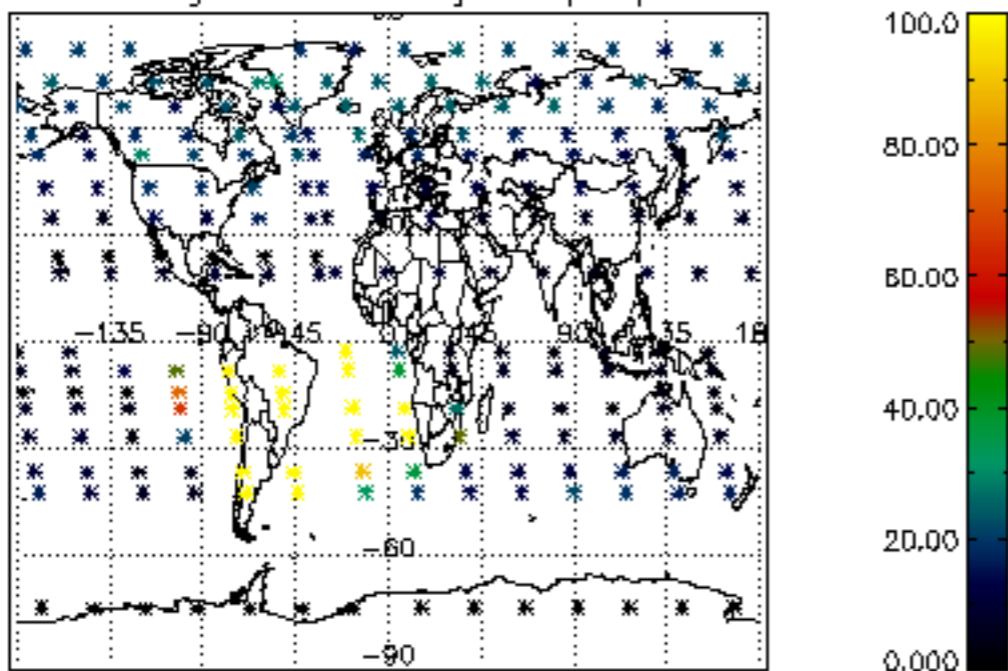
Percentage of flagged data per NO3 profile



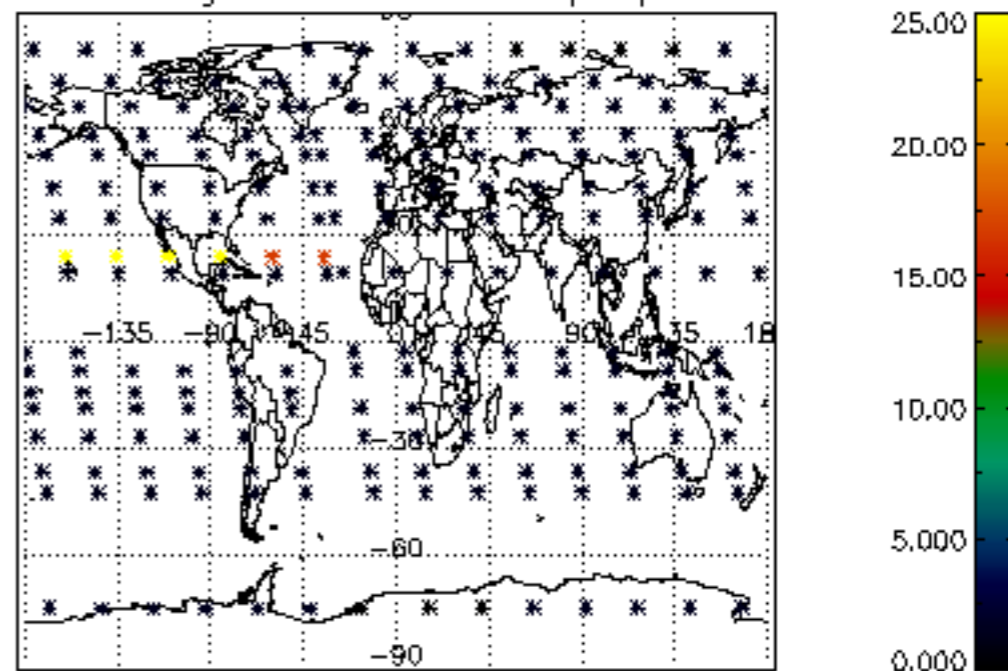




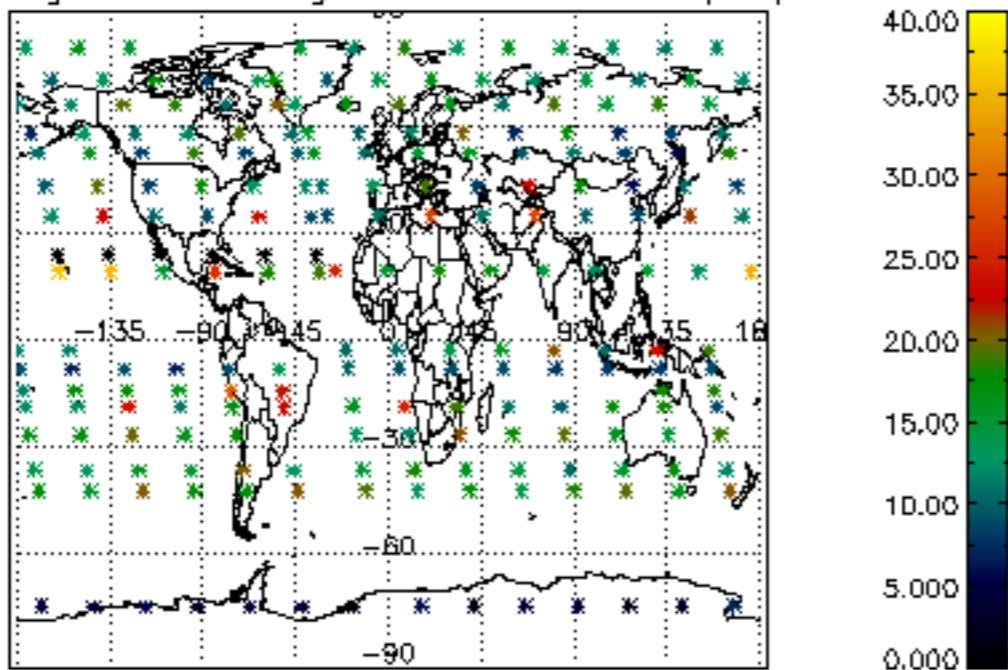
Percentage of cosmic ray hits per profile



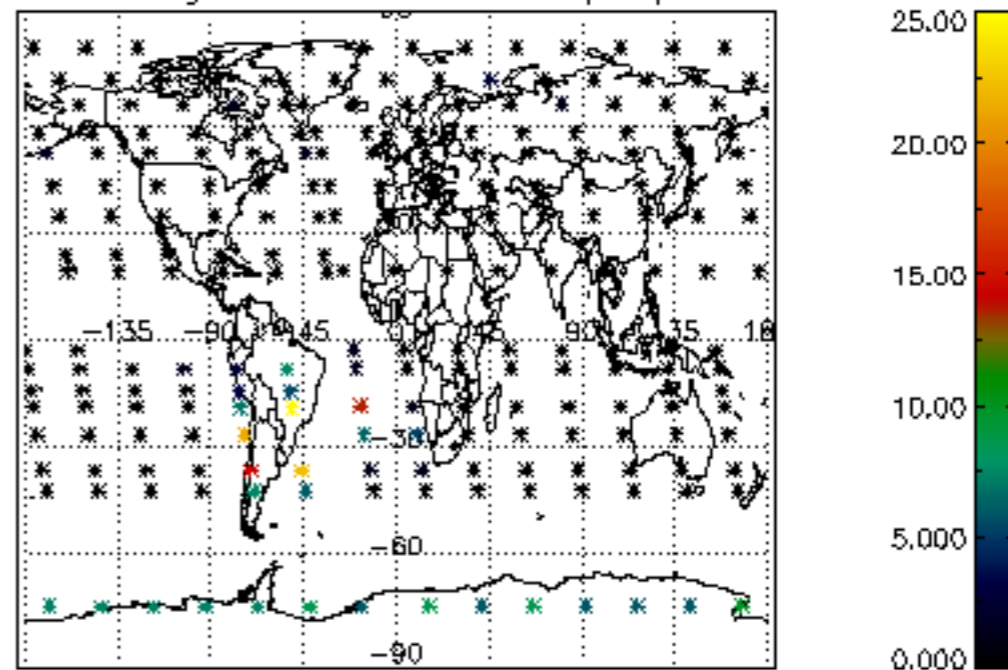
Percentage of datation errors per profile



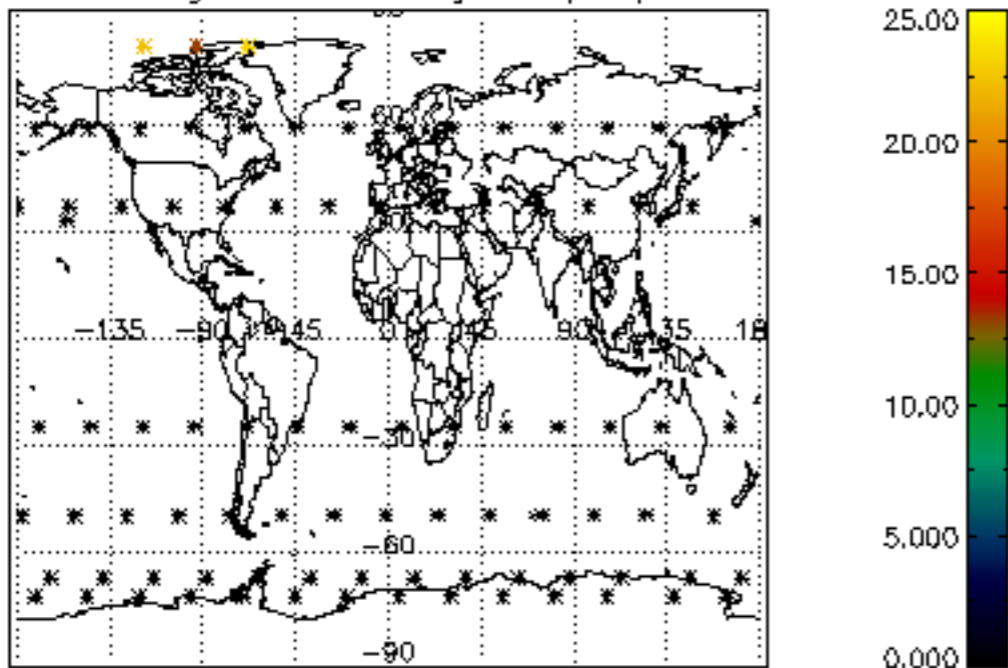
Percentage of star falling outside central band per profile



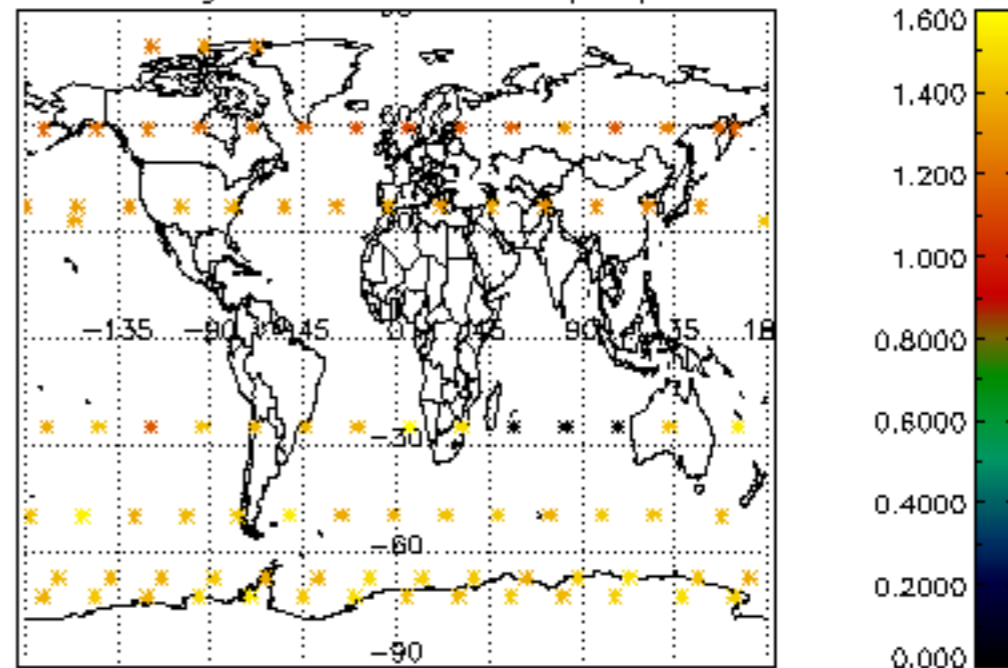
Percentage of saturation errors per profile



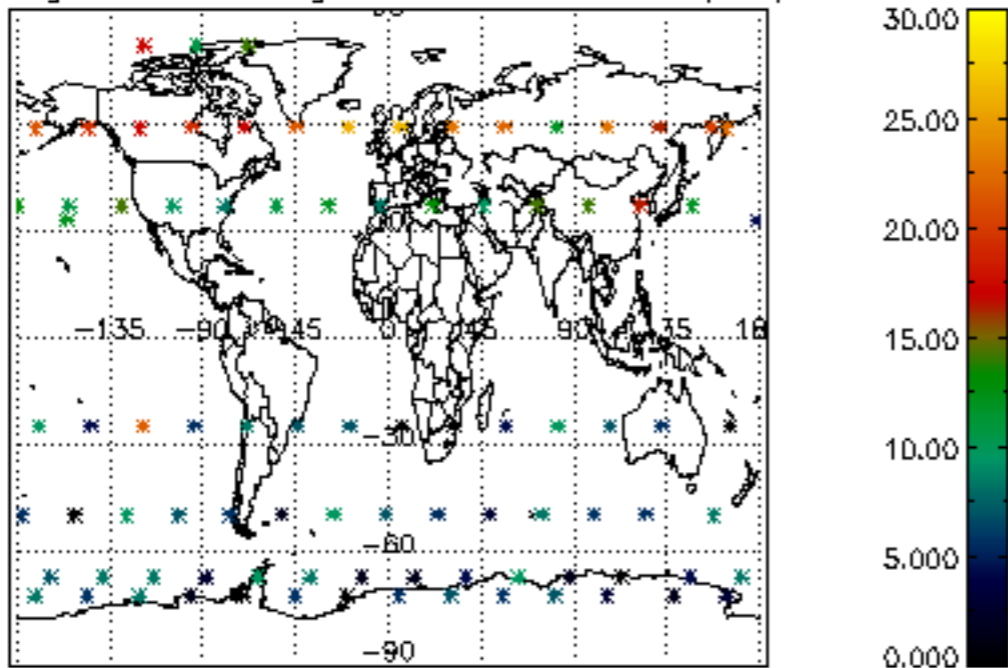
Percentage of cosmic ray hits per profile



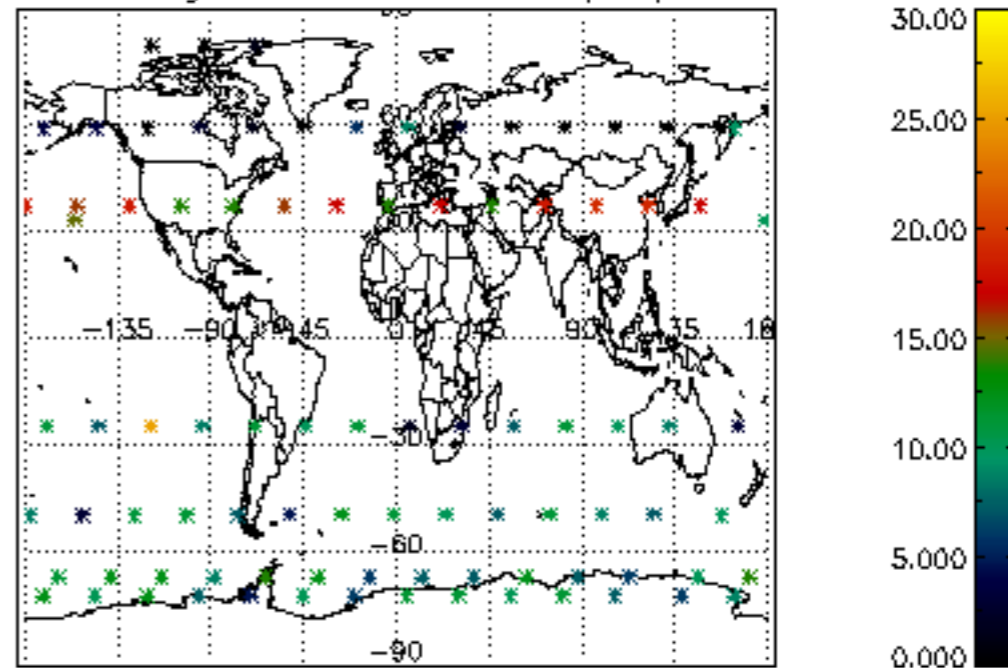
Percentage of datation errors per profile

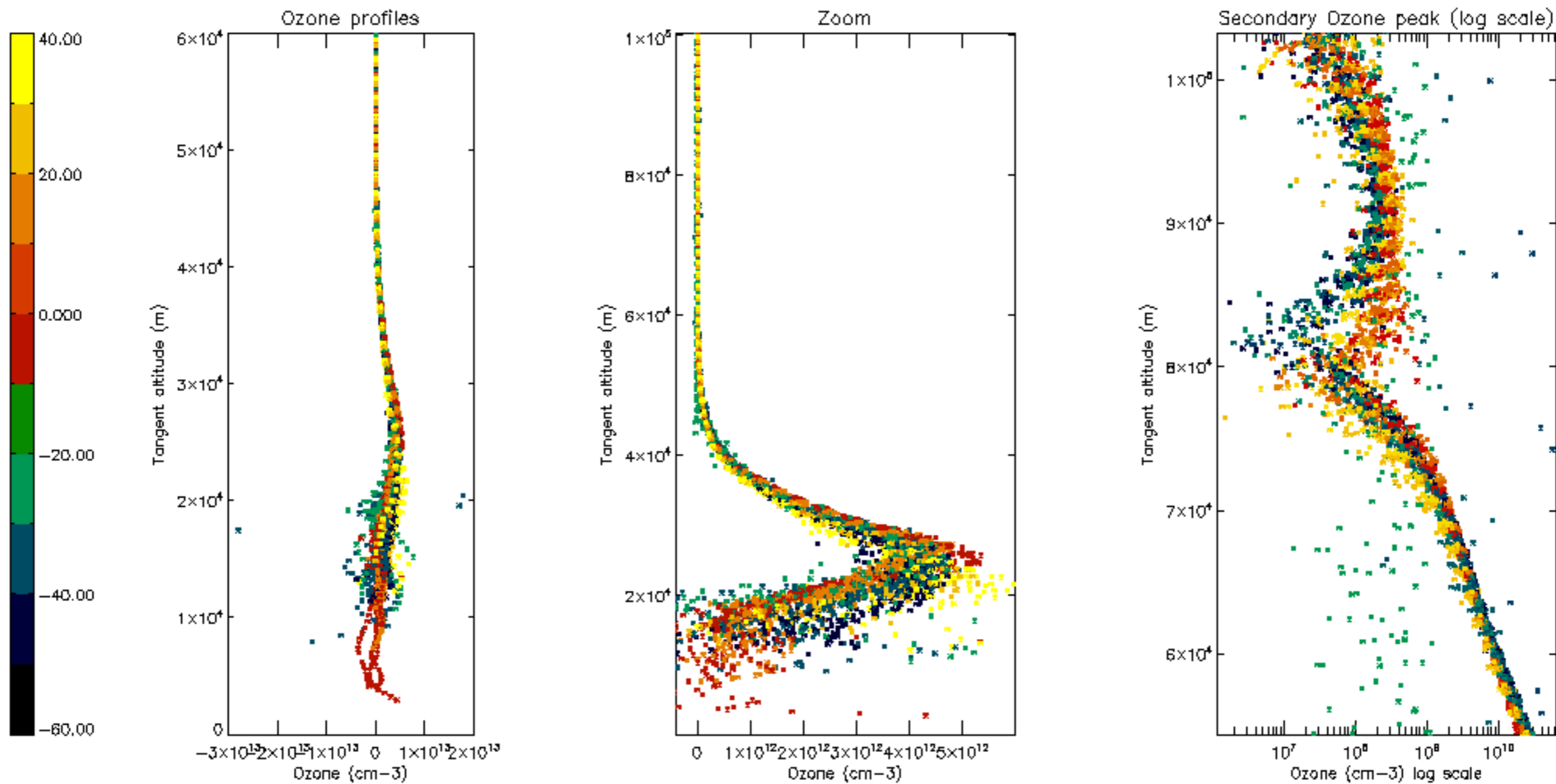


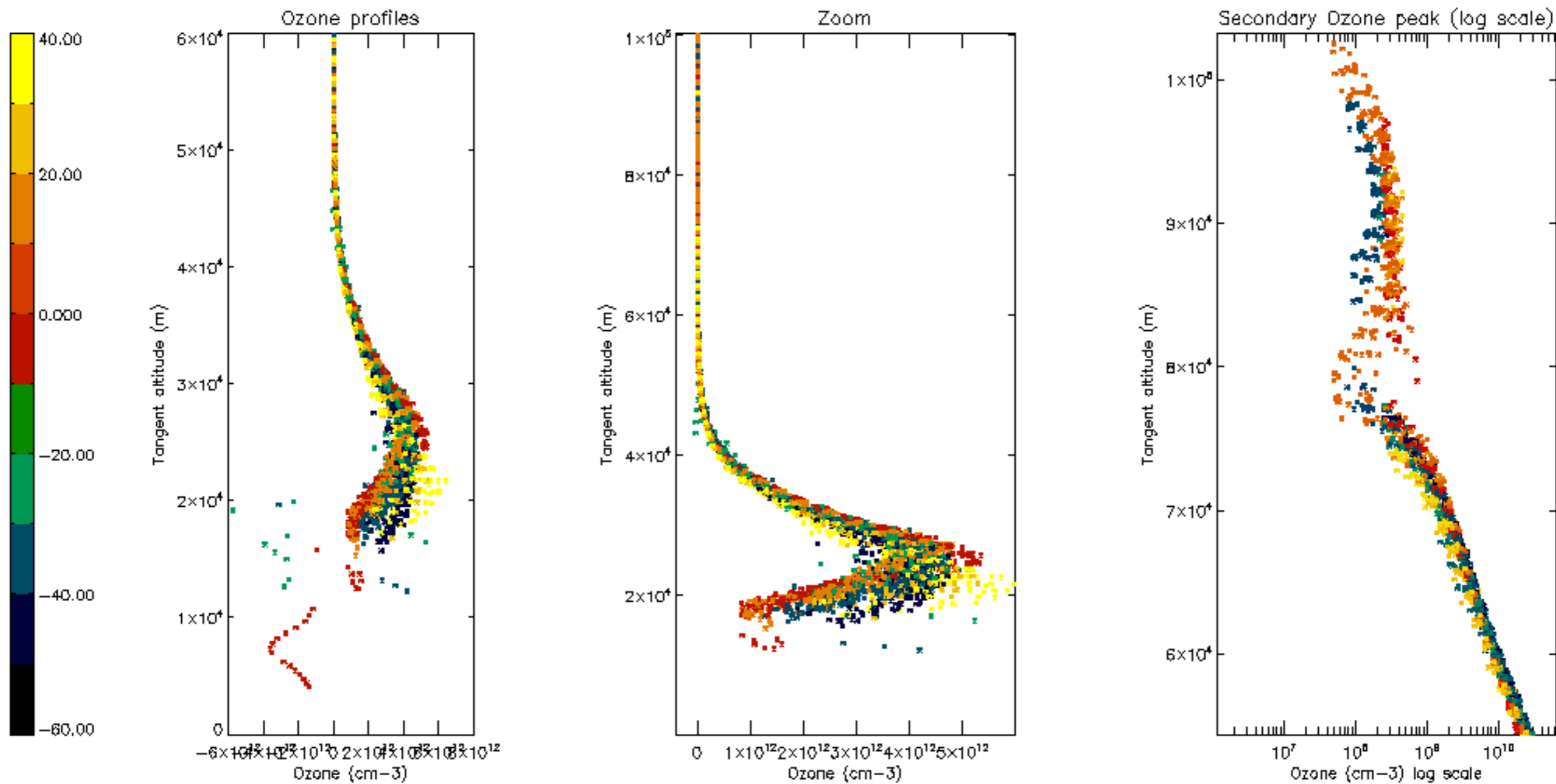
Percentage of star falling outside central band per profile

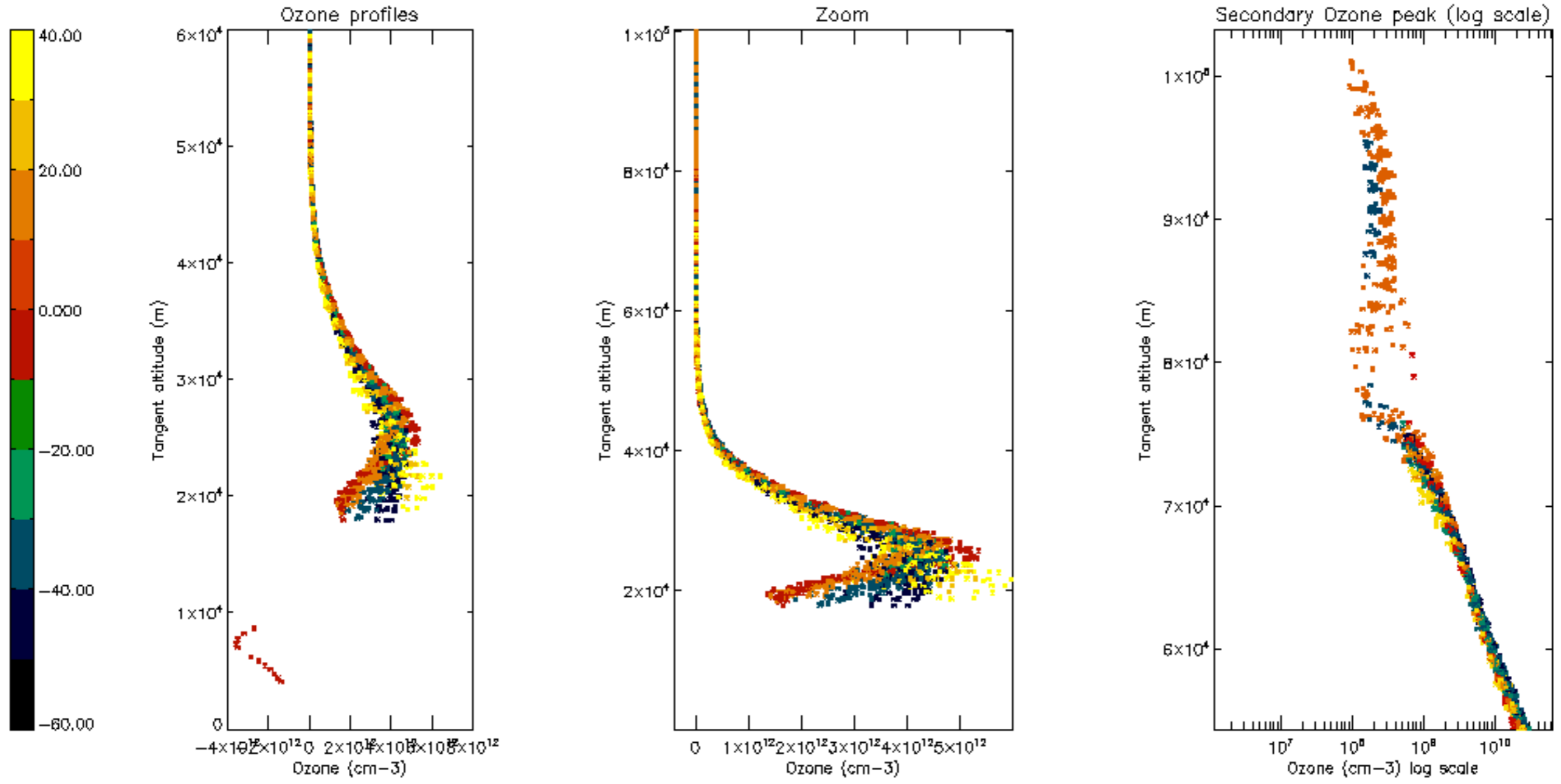


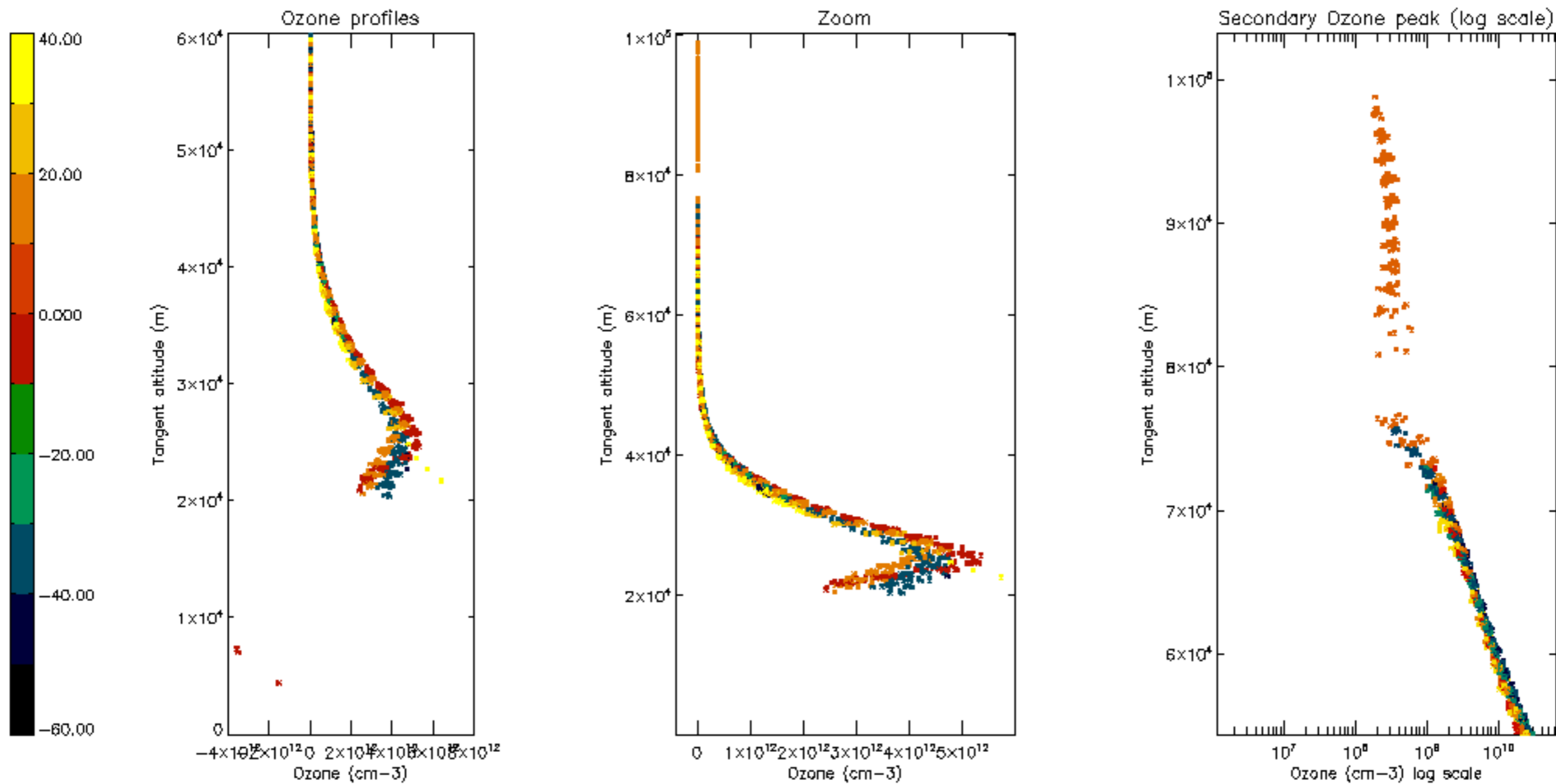
Percentage of saturation errors per profile

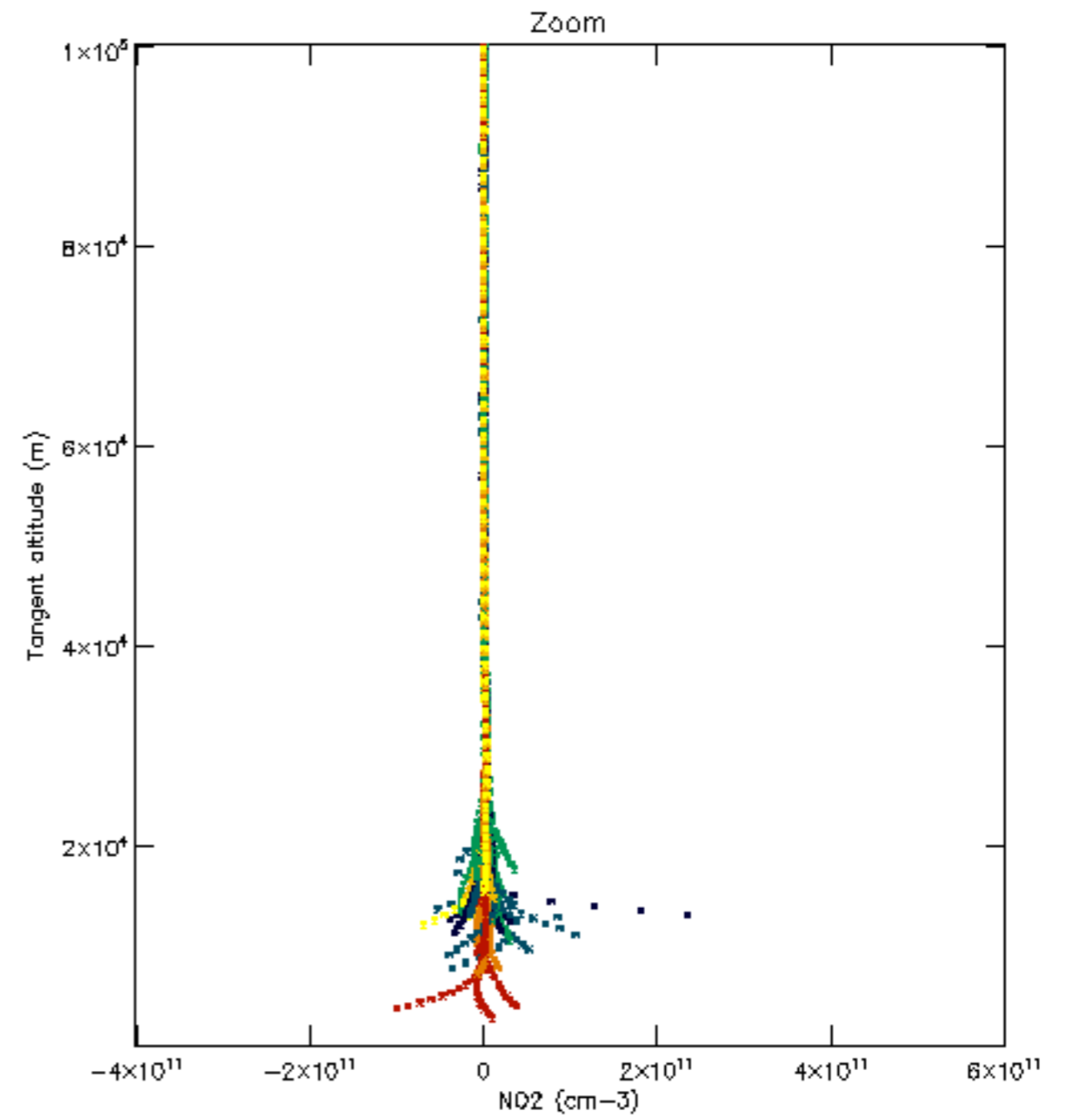
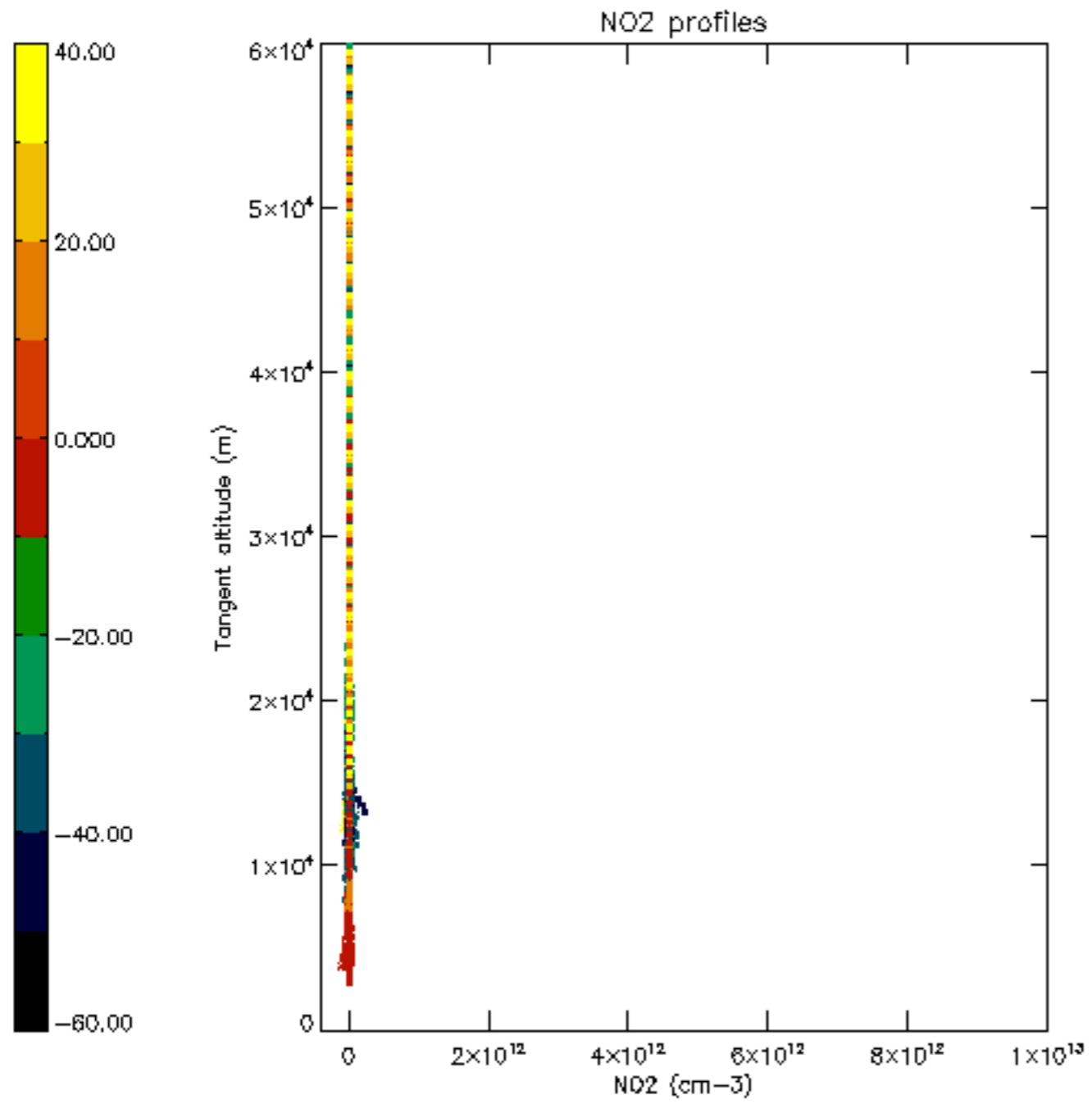


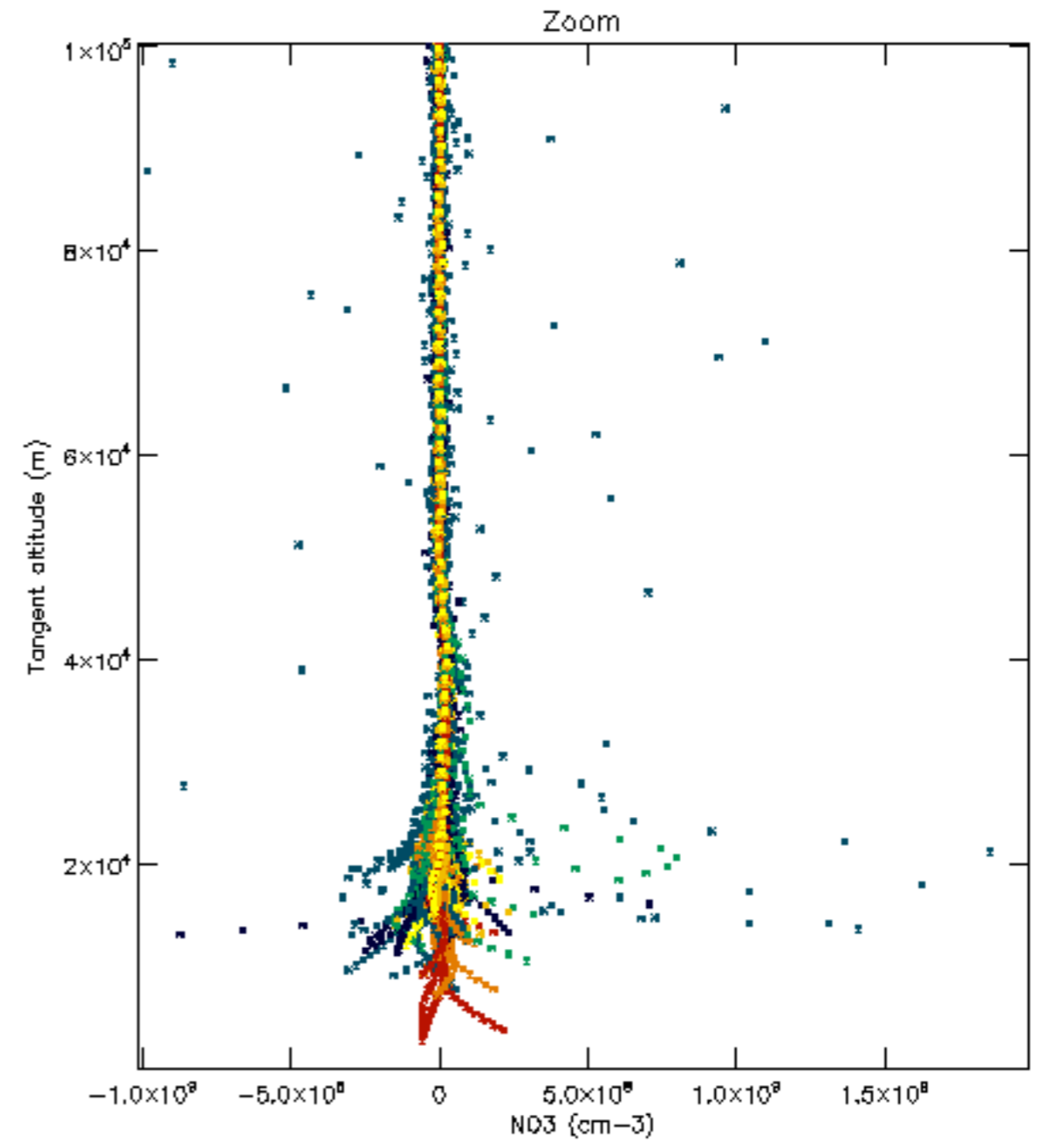
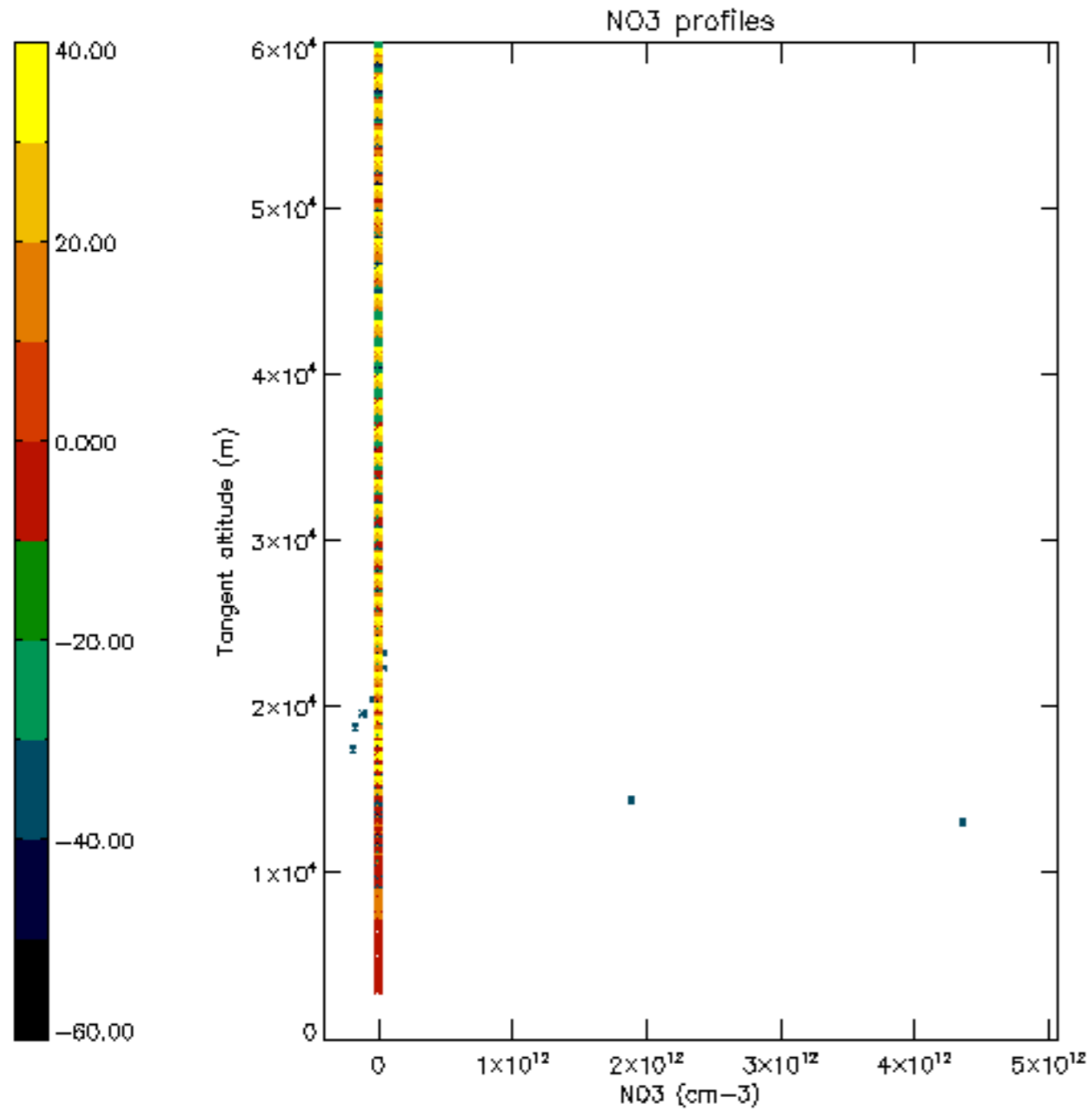


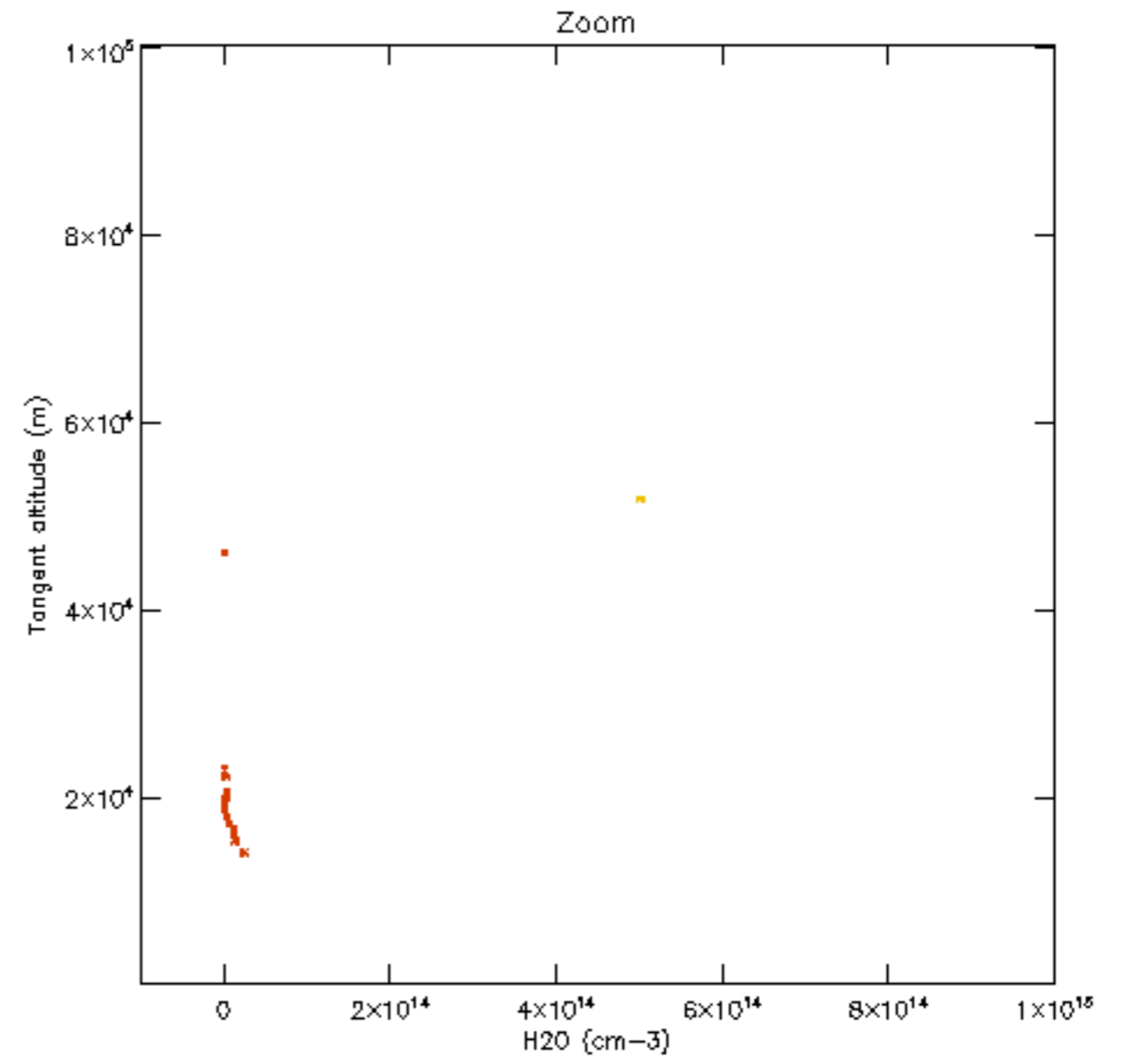
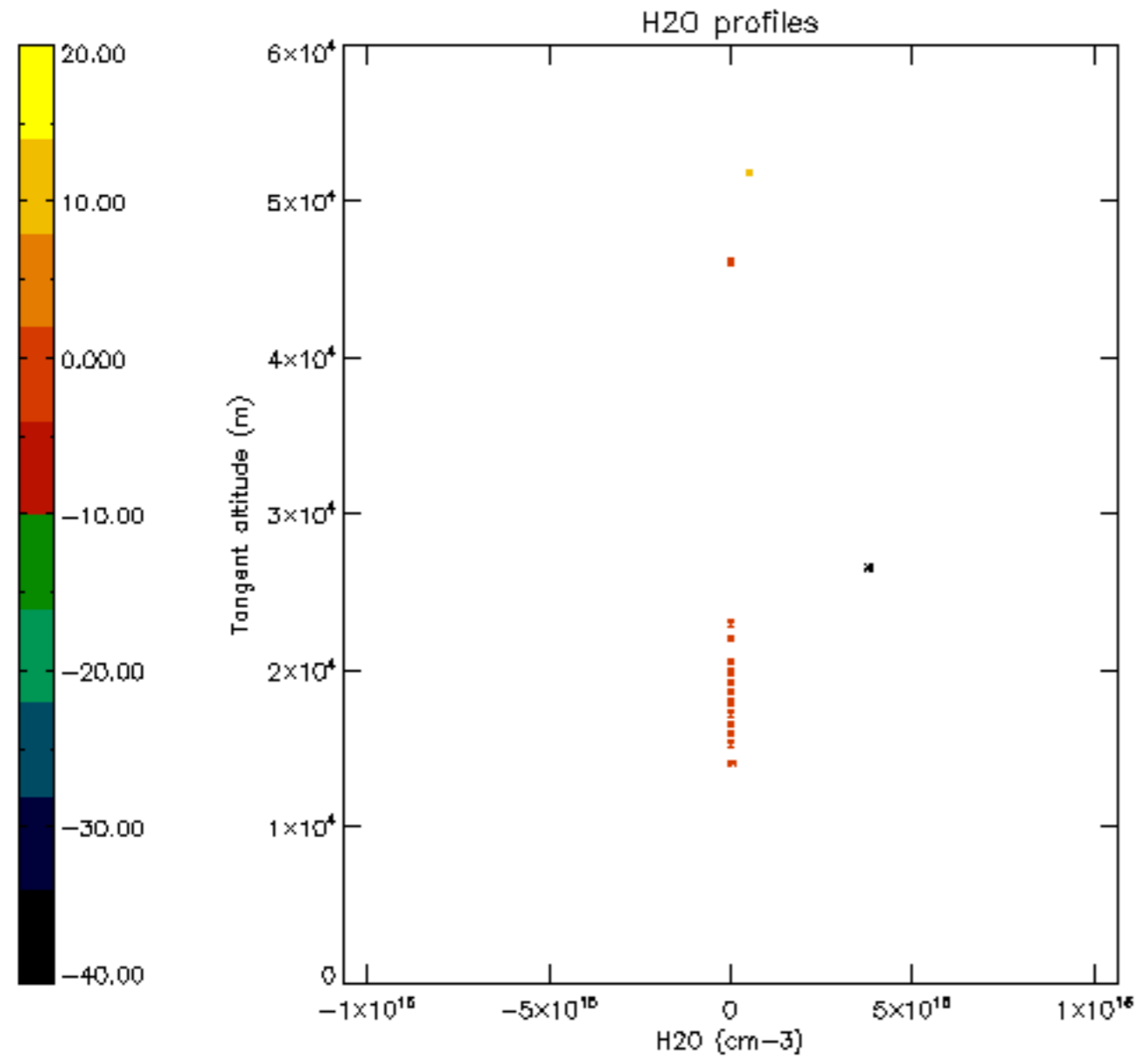


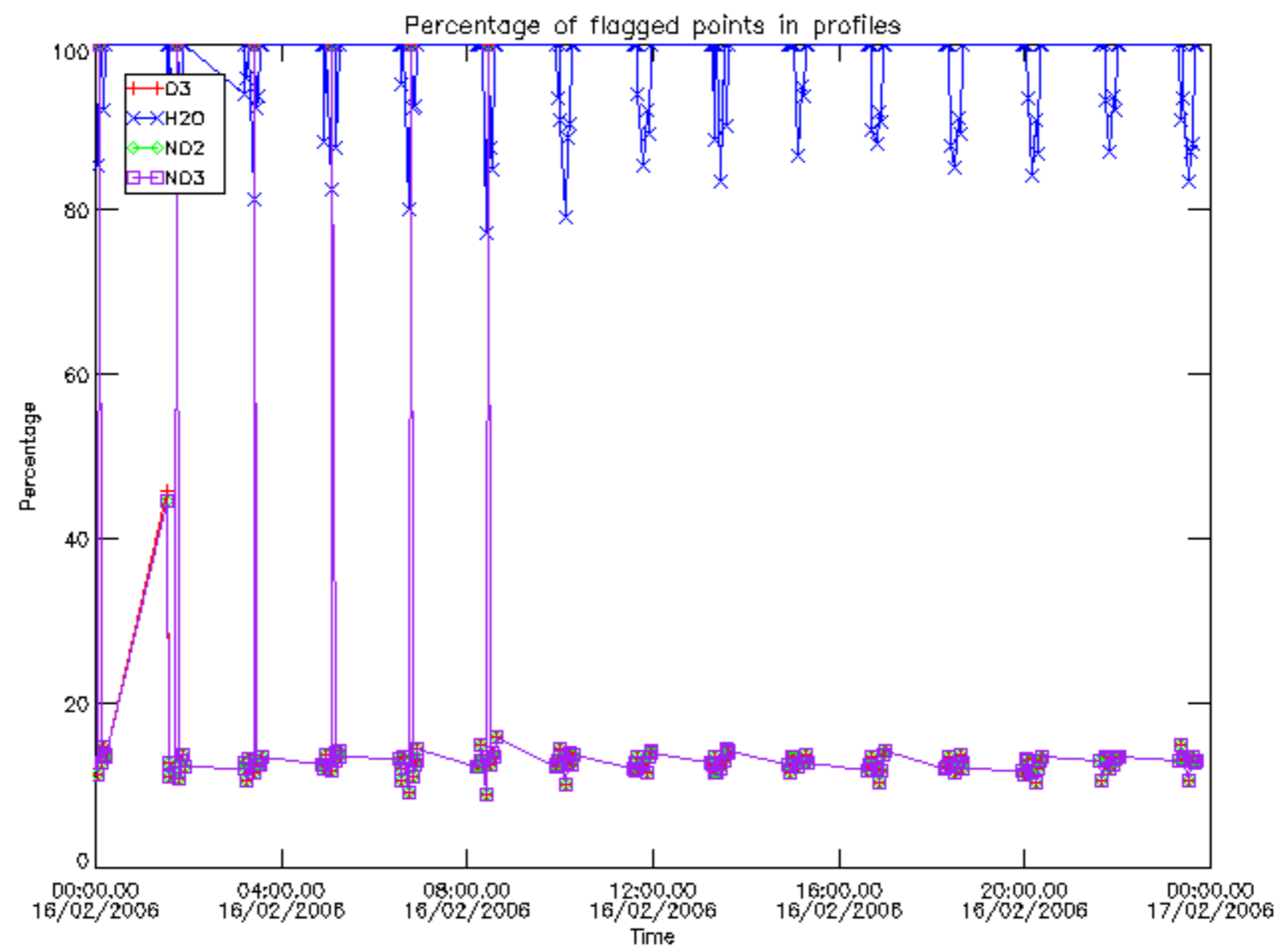




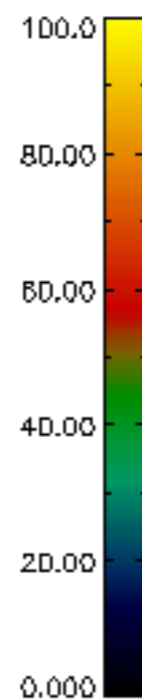
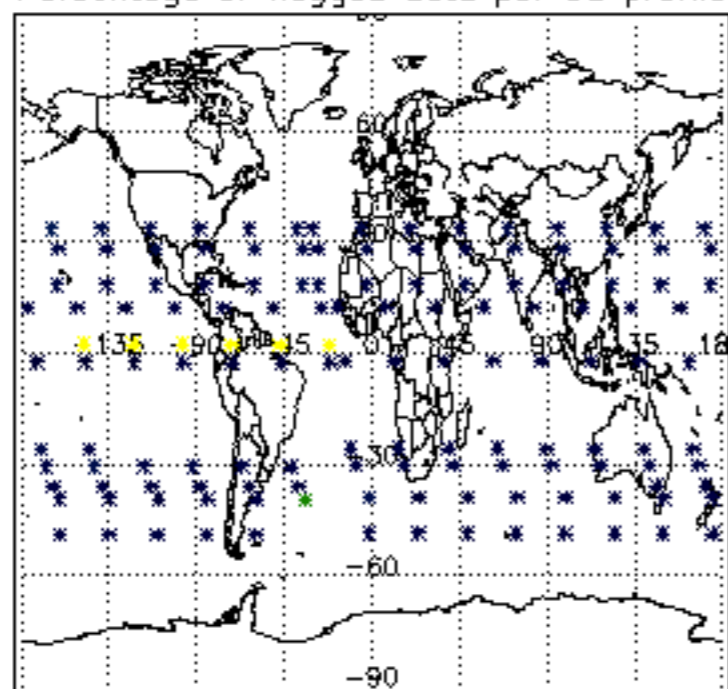




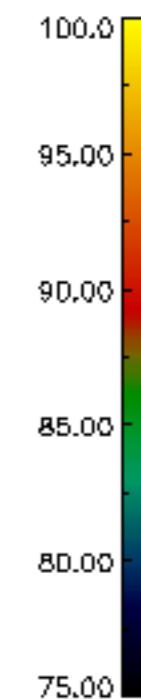
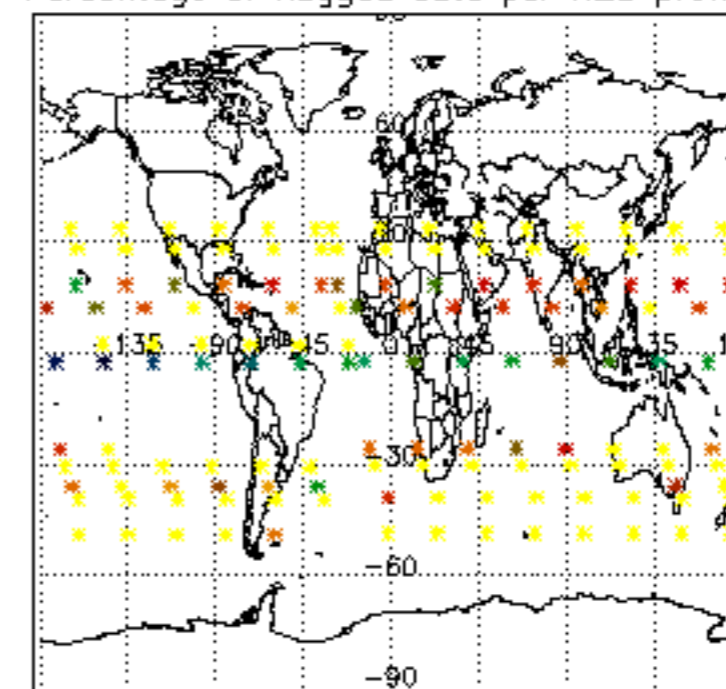




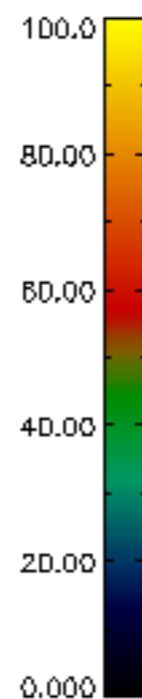
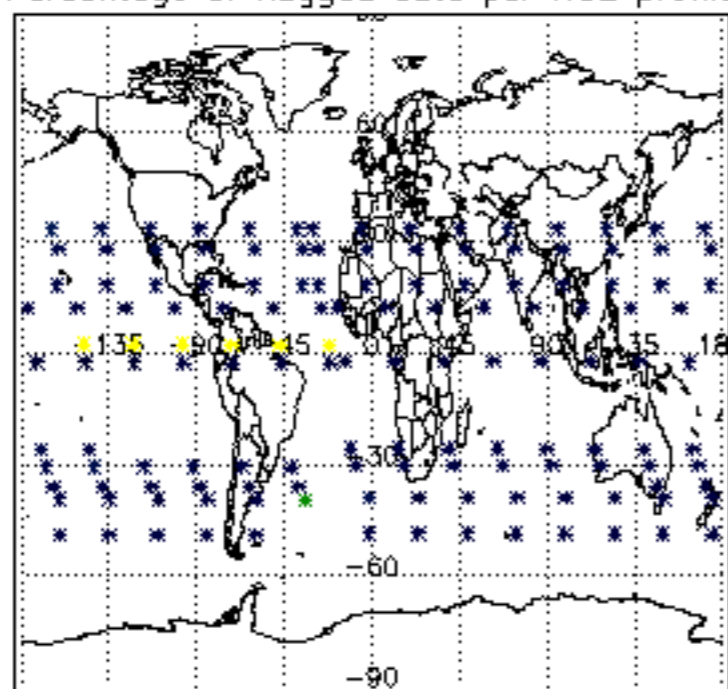
Percentage of flagged data per D3 profile



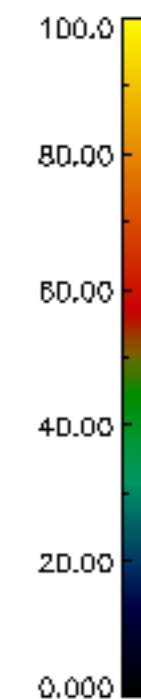
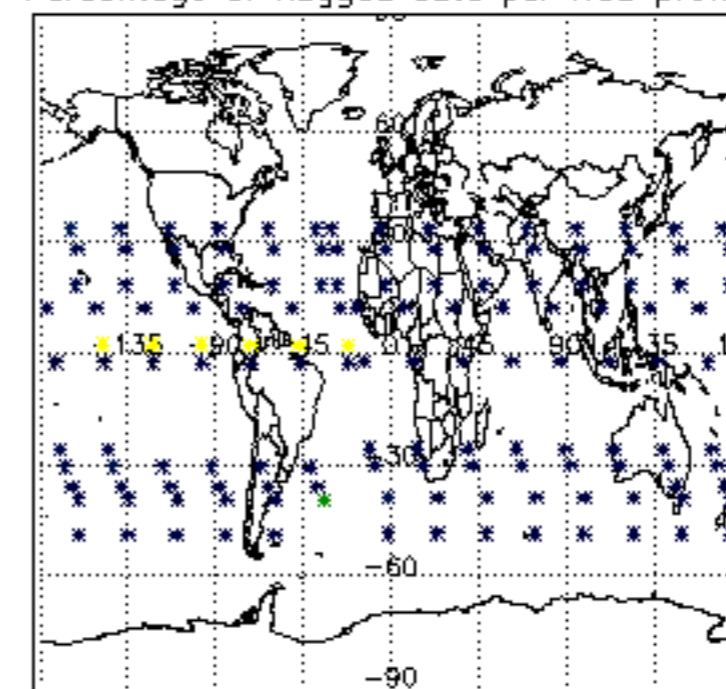
Percentage of flagged data per H2O profile

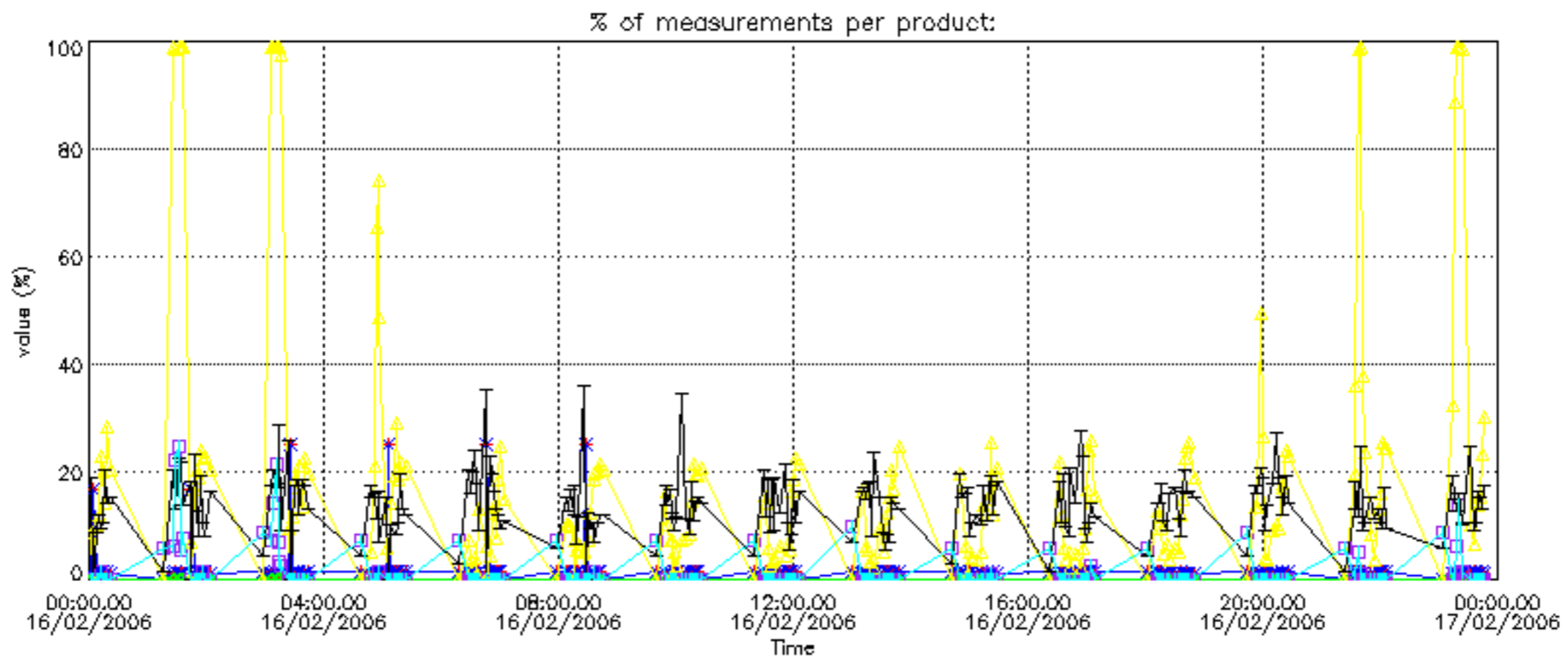


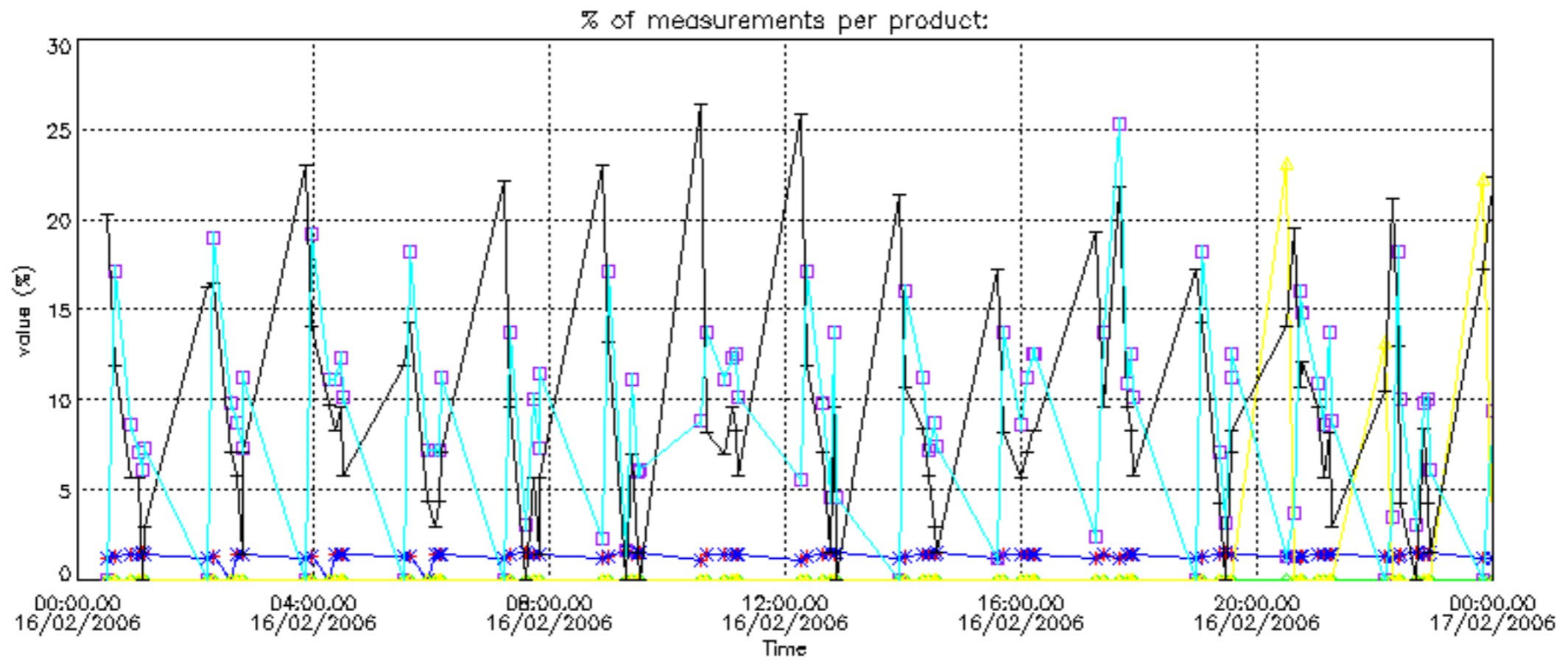
Percentage of flagged data per NO2 profile



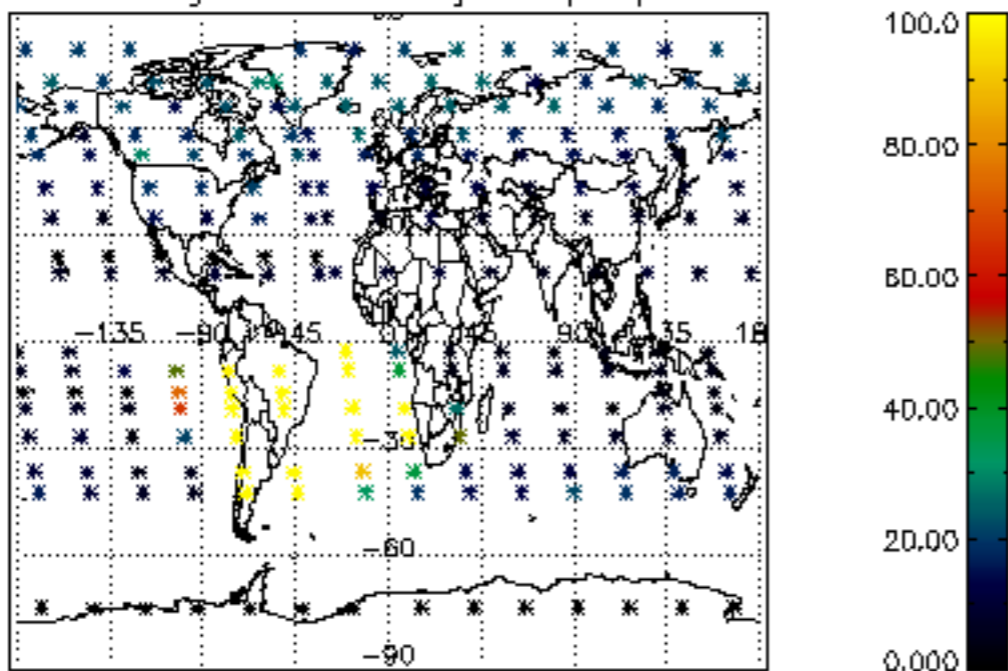
Percentage of flagged data per NO3 profile



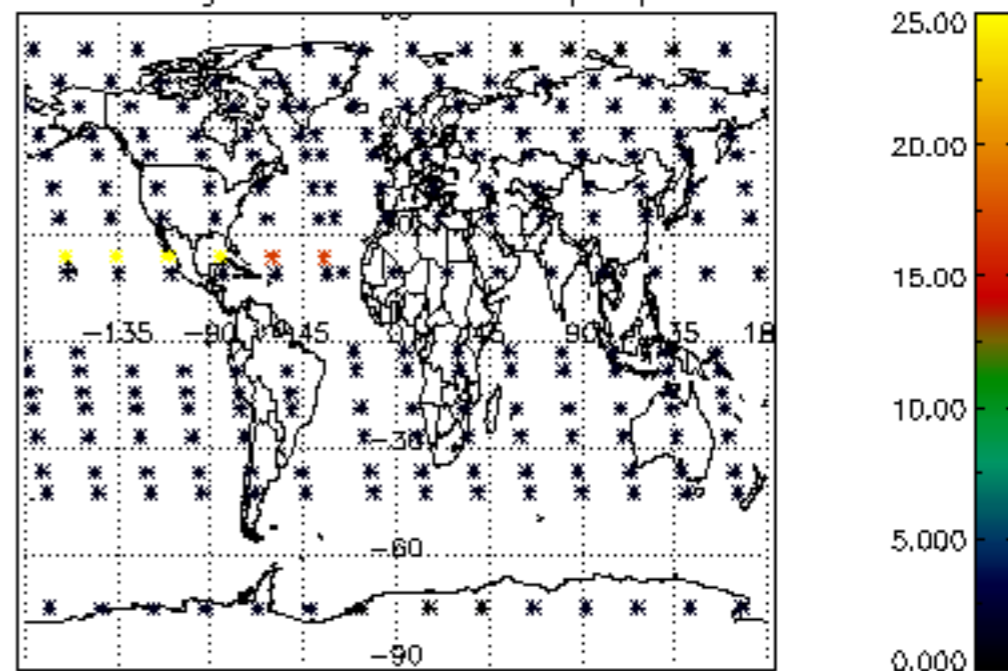




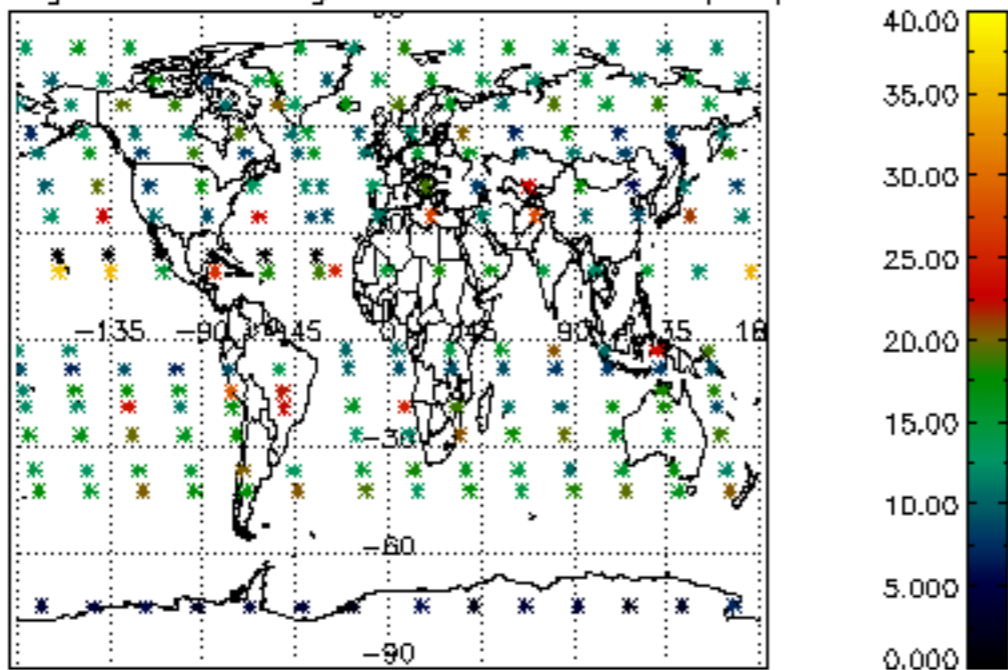
Percentage of cosmic ray hits per profile



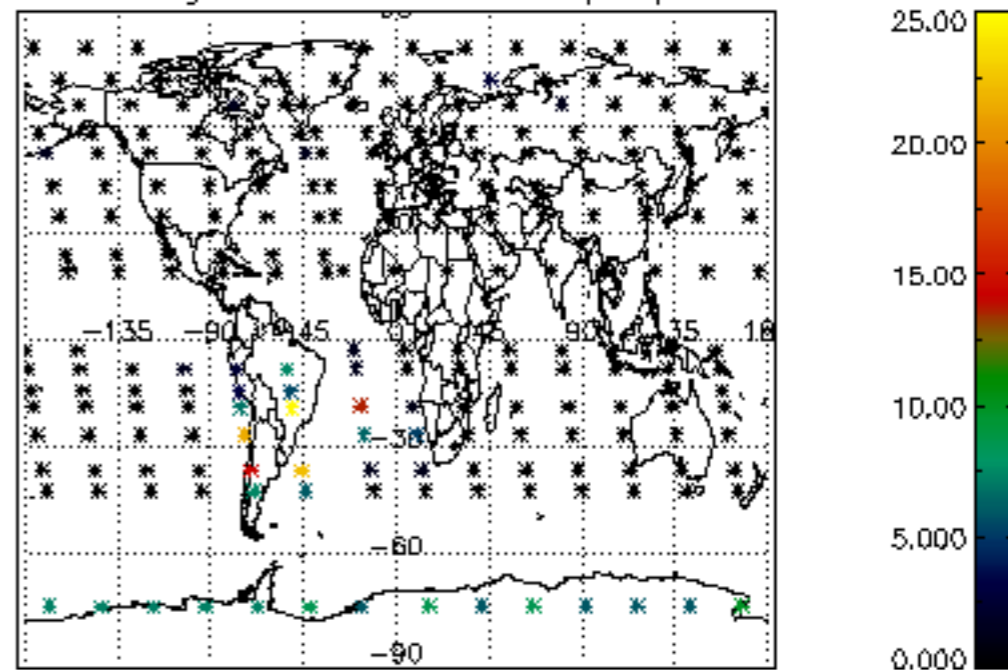
Percentage of datation errors per profile



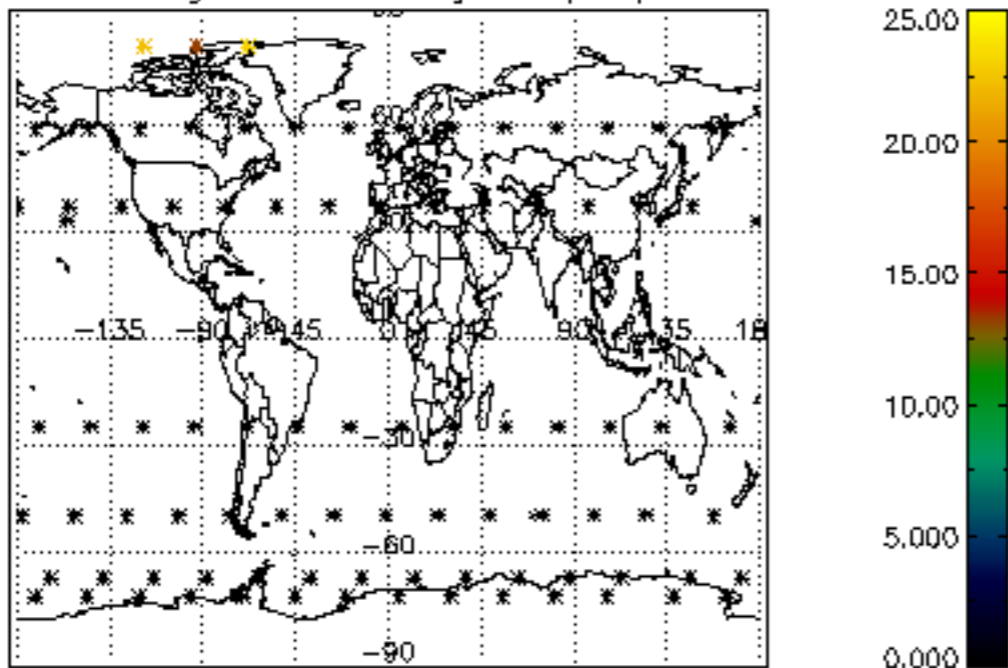
Percentage of star falling outside central band per profile



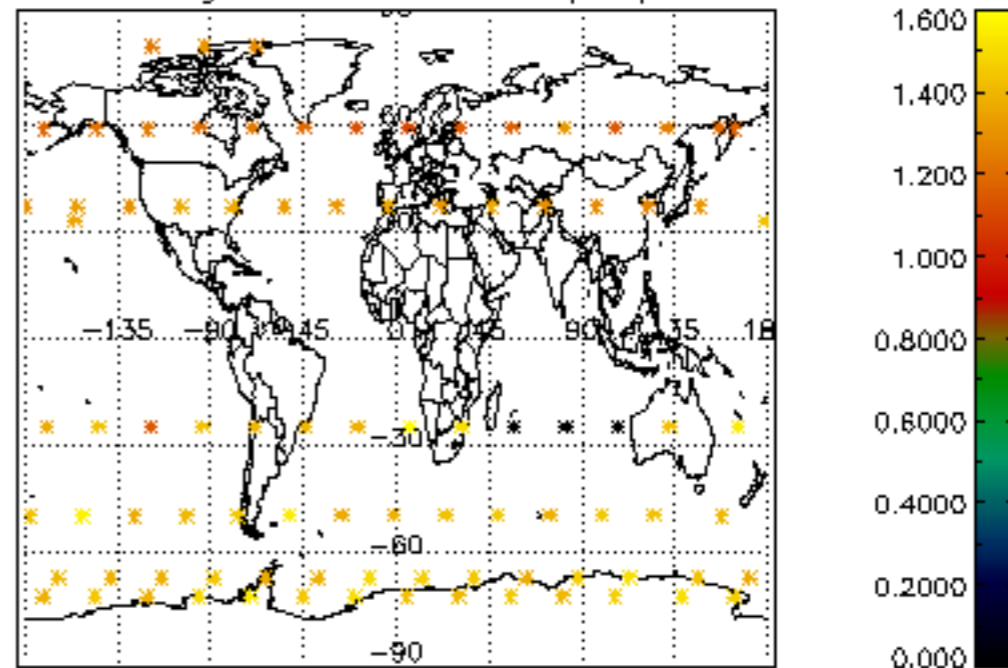
Percentage of saturation errors per profile



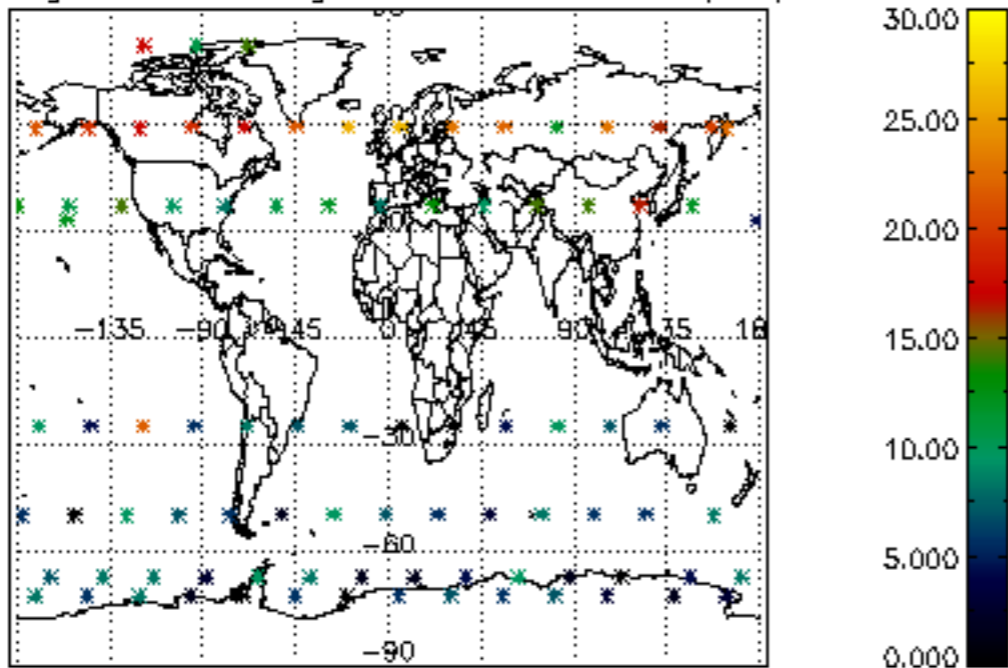
Percentage of cosmic ray hits per profile



Percentage of datation errors per profile



Percentage of star falling outside central band per profile



Percentage of saturation errors per profile

