

GOMOS Level 2 Daily Report

SUMMARY

[1. General Info](#)

[2. Summary of processed GOM_NL_2P products](#)

[3. Level 2 Quality information per product](#)

[3.1 Plot of level 2 quality information per product \(time dependant\)](#)

[3.2 Plot of level 2 quality information per product \(world map\)](#)

[4. Level 1 Quality information per product \(stored on level 2 products\)](#)

[4.1 Plot of level 1 quality information per product \(time dependant\)](#)

[4.1.1 Plot of level 1 quality information per product \(time dependant\): ASCENDING](#)

[4.1.2 Plot of level 1 quality information per product \(time dependant\): DESCENDING](#)

[4.2 Plot of level 1 quality information per product \(world map\)](#)

[4.2.1 Plot of level 1 quality information per product \(world map\): ASCENDING](#)

[4.2.2 Plot of level 1 quality information per product \(world map\): DESCENDING](#)

[5. Ozone profiles based on quality statistics and other trace gas profiles](#)

[5.1 Ozone statistics based on quality of products](#)

[5.2 Plot ozone profiles for all STD \(dark without errors\)](#)

[5.3 Plot ozone profiles where STD < 20% \(dark without errors\)](#)

[5.4. Plot ozone profiles where STD < 10% \(dark without errors\)](#)

[5.5. Plot ozone profiles where STD < 5% \(dark without errors\)](#)

[5.6 Plot NO2 profiles for all STD \(dark without errors\)](#)

[5.7 Plot NO3 profiles for all STD \(dark without errors\)](#)

[5.8 Plot H2O profiles \(only for occultations of stars 1,2,3,4,13,14,16,26,63 dark without errors\) for all STD](#)

[6. Auxiliary Data Files used for the production reported in section 2](#)

This report presents the daily analysis on parameters extracted from GOMOS level 2 data (GOM_NL__2P). It is intended to monitor some important parameters that will impact the quality of these products. A list of level 2 products (and content) that have arrived during the reporting day to the PCF is also given.

Item	Value
Time of report generation	22APR2013 15:41:22
Data source version	GOMOS/6.01
Start time of products	13-02-2006 (13FEB2006 00:00:00)
Stop time of products	14-02-2006 (14FEB2006 00:00:00)
Store outputs in DB	Yes
Nb of level 2 prods	318
Nb of prods with errors	0

2. Summary of processed GOM_NL__2P products.

Nr	Filename	UTC Start time	Limb	Duration	Star Id	Star Name	Star Mag	Star Temp	Nb Meas	Orbit	Prod. error
1	GOM_NL__2PRFIN20060213_000057_000000402045_00088_20683_8639.N1	13-FEB-2006 00:00:57	Dark	39.500	12	Alp1Cru	0.77500	30000.	79	20683	No
2	GOM_NL__2PRFIN20060213_000334_000000442045_00088_20683_8640.N1	13-FEB-2006 00:03:34	Dark	43.500	29	Bet Car	1.6720	10200.	87	20683	No
3	GOM_NL__2PRFIN20060213_000610_000000392045_00088_20683_8641.N1	13-FEB-2006 00:06:10	Dark	39.000	71	lot Car	2.2460	7700.0	78	20683	No
4	GOM_NL__2PRFIN20060213_000748_000000382045_00088_20683_8642.N1	13-FEB-2006 00:07:48	Dark	38.000	46	Del Vel	1.9540	10600.	76	20683	No
5	GOM_NL__2PRFIN20060213_001013_000000402045_00088_20683_8643.N1	13-FEB-2006 00:10:13	Straylight	39.500	34	Gam2Vel	1.7930	23000.	79	20683	No
6	GOM_NL__2PRFIN20060213_001217_000000392045_00088_20683_8644.N1	13-FEB-2006 00:12:17	Straylight	38.500	70	Zet Pup	2.2460	39000.	77	20683	No
7	GOM_NL__2PRFIN20060213_001635_000000372045_00088_20683_8645.N1	13-FEB-2006 00:16:35	Straylight	37.000	132	15Rho Pup	2.8030	6900.0	74	20683	No
8	GOM_NL__2PRFIN20060213_002503_000000522045_00088_20683_8646.N1	13-FEB-2006 00:25:03	Bright	52.000	8	10Alp CMi	0.40000	6500.0	104	20683	No
9	GOM_NL__2PRFIN20060213_003122_000000382045_00088_20683_8647.N1	13-FEB-2006 00:31:22	Bright	38.000	17	78Bet Gem	1.1610	4500.0	76	20683	No
10	GOM_NL__2PRFIN20060213_004847_000000342045_00088_20683_8648.N1	13-FEB-2006 00:48:47	Bright	34.000	49	1Alp UMi	1.9900	6300.0	68	20683	No
11	GOM_NL__2PRFIN20060213_005537_000000362045_00088_20683_8649.N1	13-FEB-2006 00:55:37	Bright	35.500	89	5Alp Cep	2.4510	8000.0	71	20683	No
12	GOM_NL__2PRFIN20060213_010124_000000352045_00088_20683_8650.N1	13-FEB-2006 01:01:24	Bright	35.000	144	18Del Cyg	2.8600	11000.	70	20683	No
13	GOM_NL__2PRFIN20060213_010342_000000362045_00088_20683_8651.N1	13-FEB-2006 01:03:42	Bright	36.000	5	3Alp Lyr	0.033000	11000.	72	20683	No
14	GOM_NL__2PRFIN20060213_011033_000000332045_00088_20683_8652.N1	13-FEB-2006 01:10:33	Bright	33.000	168	17Zet Aql	2.9860	11000.	66	20683	No
15	GOM_NL__2PRFIN20060213_012145_000000382045_00088_20683_8653.N1	13-FEB-2006 01:21:45	Twilight	38.000	57	34Sig Sgr	2.0660	26000.	76	20683	No
16	GOM_NL__2PRFIN20060213_012427_000000382045_00088_20683_8654.N1	13-FEB-2006 01:24:27	Dark	37.500	38	20Eps Sgr	1.8360	11000.	75	20683	No
17	GOM_NL__2PRFIN20060213_012629_000000422045_00088_20683_8655.N1	13-FEB-2006 01:26:29	Dark	41.500	25	35Lam Sco	1.6200	28000.	83	20683	No
18	GOM_NL__2PRFIN20060213_012748_000000402045_00088_20683_8656.N1	13-FEB-2006 01:27:48	Dark	40.000	40	The Sco	1.8590	7100.0	80	20683	No
19	GOM_NL__2PRFIN20060213_012935_000000392045_00088_20683_8657.N1	13-FEB-2006 01:29:35	Dark	39.000	147	Alp Ara	2.8770	26000.	78	20683	No
20	GOM_NL__2PRFIN20060213_013103_000000402045_00088_20683_8658.N1	13-FEB-2006 01:31:03	Dark	39.500	141	Bet Ara	2.8400	4600.0	79	20683	No
21	GOM_NL__2PRFIN20060213_013706_000000432045_00089_20684_8657.N1	13-FEB-2006 01:37:06	Dark	43.000	4	Alp1Cen	-0.010000	5800.0	86	20684	No
22	GOM_NL__2PRFIN20060213_013824_000000222045_00089_20684_8658.N1	13-FEB-2006 01:38:24	Dark	22.000	10	Bet Cen	0.61000	28000.	44	20684	No
23	GOM_NL__2PRFIN20060213_014133_000000472045_00089_20684_8659.N1	13-FEB-2006 01:41:33	Dark	46.500	12	Alp1Cru	0.77500	30000.	93	20684	No
24	GOM_NL__2PRFIN20060213_014410_000000382045_00089_20684_8660.N1	13-FEB-2006 01:44:10	Dark	37.500	29	Bet Car	1.6720	10200.	75	20684	No
25	GOM_NL__2PRFIN20060213_014646_000000412045_00089_20684_8661.N1	13-FEB-2006 01:46:46	Dark	40.500	71	lot Car	2.2460	7700.0	81	20684	No
26	GOM_NL__2PRFIN20060213_014825_000000392045_00089_20684_8662.N1	13-FEB-2006 01:48:25	Dark	38.500	46	Del Vel	1.9540	10600.	77	20684	No
27	GOM_NL__2PRFIN20060213_015049_000000382045_00089_20684_8663.N1	13-FEB-2006 01:50:49	Straylight	38.000	34	Gam2Vel	1.7930	23000.	76	20684	No
28	GOM_NL__2PRFIN20060213_015253_000000402045_00089_20684_8664.N1	13-FEB-2006 01:52:53	Straylight	40.000	70	Zet Pup	2.2460	39000.	80	20684	No
29	GOM_NL__2PRFIN20060213_015711_000000402045_00089_20684_8665.N1	13-FEB-2006 01:57:11	Straylight	40.000	132	15Rho Pup	2.8030	6900.0	80	20684	No
30	GOM_NL__2PRFIN20060213_020539_000000422045_00089_20684_8666.N1	13-FEB-2006 02:05:39	Bright	41.500	8	10Alp CMi	0.40000	6500.0	83	20684	No
31	GOM_NL__2PRFIN20060213_021158_000000392045_00089_20684_8667.N1	13-FEB-2006 02:11:58	Bright	38.500	17	78Bet Gem	1.1610	4500.0	77	20684	No
32	GOM_NL__2PRFIN20060213_022923_000000342045_00089_20684_8668.N1	13-FEB-2006 02:29:23	Bright	33.500	49	1Alp UMi	1.9900	6300.0	67	20684	No
33	GOM_NL__2PRFIN20060213_023613_000000352045_00089_20684_8669.N1	13-FEB-2006 02:36:13	Bright	35.000	89	5Alp Cep	2.4510	8000.0	70	20684	No
34	GOM_NL__2PRFIN20060213_024200_000000332045_00089_20684_8670.N1	13-FEB-2006 02:42:00	Bright	32.500	144	18Del Cyg	2.8600	11000.	65	20684	No
35	GOM_NL__2PRFIN20060213_024418_000000372045_00089_20684_8671.N1	13-FEB-2006 02:44:18	Bright	37.000	5	3Alp Lyr	0.033000	11000.	74	20684	No
36	GOM_NL__2PRFIN20060213_025109_000000342045_00089_20684_8672.N1	13-FEB-2006 02:51:09	Bright	34.000	168	17Zet Aql	2.9860	11000.	68	20684	No
37	GOM_NL__2PRFIN20060213_030221_000000402045_00089_20684_8673.N1	13-FEB-2006 03:02:21	Twilight	39.500	57	34Sig Sgr	2.0660	26000.	79	20684	No
38	GOM_NL__2PRFIN20060213_030504_000000412045_00089_20684_8674.N1	13-FEB-2006 03:05:04	Dark	41.000	38	20Eps Sgr	1.8360	11000.	82	20684	No
39	GOM_NL__2PRFIN20060213_030706_000000412045_00089_20684_8675.N1	13-FEB-2006 03:07:06	Dark	40.500	25	35Lam Sco	1.6200	28000.	81	20684	No
40	GOM_NL__2PRFIN20060213_030824_000000422045_00089_20684_8676.N1	13-FEB-2006 03:08:24	Dark	42.000	40	The Sco	1.8590	7100.0	84	20684	No
41	GOM_NL__2PRFIN20060213_031012_000000392045_00089_20684_8677.N1	13-FEB-2006 03:10:12	Dark	38.500	147	Alp Ara	2.8770	26000.	77	20684	No
42	GOM_NL__2PRFIN20060213_031140_000000442045_00089_20684_8678.N1	13-FEB-2006 03:11:40	Dark	44.000	141	Bet Ara	2.8400	4600.0	88	20684	No

43	GOM_NL__2PRFIN20060213_031743_000000432045_00090_20685_8657.N1	13-FEB-2006 03:17:43	Dark	42.500	4	Alp1Cen	-0.010000	5800.0	85	20685	No
44	GOM_NL__2PRFIN20060213_031901_000000222045_00090_20685_8658.N1	13-FEB-2006 03:19:01	Dark	22.000	10	Bet Cen	0.61000	28000.	44	20685	No
45	GOM_NL__2PRFIN20060213_032210_000000452045_00090_20685_8659.N1	13-FEB-2006 03:22:10	Dark	44.500	12	Alp1Cru	0.77500	30000.	89	20685	No
46	GOM_NL__2PRFIN20060213_032447_000000392045_00090_20685_8660.N1	13-FEB-2006 03:24:47	Dark	38.500	29	Bet Car	1.6720	10200.	77	20685	No
47	GOM_NL__2PRFIN20060213_032722_000000392045_00090_20685_8661.N1	13-FEB-2006 03:27:22	Dark	38.500	71	lot Car	2.2460	7700.0	77	20685	No
48	GOM_NL__2PRFIN20060213_032901_000000412045_00090_20685_8662.N1	13-FEB-2006 03:29:01	Dark	41.000	46	Del Vel	1.9540	10600.	82	20685	No
49	GOM_NL__2PRFIN20060213_033125_000000382045_00090_20685_8663.N1	13-FEB-2006 03:31:25	Straylight	37.500	34	Gam2Vel	1.7930	23000.	75	20685	No
50	GOM_NL__2PRFIN20060213_033329_000000392045_00090_20685_8664.N1	13-FEB-2006 03:33:29	Straylight	38.500	70	Zet Pup	2.2460	39000.	77	20685	No
51	GOM_NL__2PRFIN20060213_033747_000000392045_00090_20685_8665.N1	13-FEB-2006 03:37:47	Straylight	38.500	132	15Rho Pup	2.8030	6900.0	77	20685	No
52	GOM_NL__2PRFIN20060213_034615_000000422045_00090_20685_8666.N1	13-FEB-2006 03:46:15	Bright	42.000	8	10Alp CMi	0.40000	6500.0	84	20685	No
53	GOM_NL__2PRFIN20060213_035234_000000392045_00090_20685_8667.N1	13-FEB-2006 03:52:34	Bright	38.500	17	78Bet Gem	1.1610	4500.0	77	20685	No
54	GOM_NL__2PRFIN20060213_040959_000000332045_00090_20685_8668.N1	13-FEB-2006 04:09:59	Bright	33.000	49	1Alp UMi	1.9900	6300.0	66	20685	No
55	GOM_NL__2PRFIN20060213_041649_000000372045_00090_20685_8669.N1	13-FEB-2006 04:16:49	Bright	36.500	89	5Alp Cep	2.4510	8000.0	73	20685	No
56	GOM_NL__2PRFIN20060213_042237_000000332045_00090_20685_8670.N1	13-FEB-2006 04:22:37	Bright	32.500	144	18Del Cyg	2.8600	11000.	65	20685	No
57	GOM_NL__2PRFIN20060213_042454_000000372045_00090_20685_8671.N1	13-FEB-2006 04:24:54	Bright	36.500	5	3Alp Lyr	0.033000	11000.	73	20685	No
58	GOM_NL__2PRFIN20060213_043145_000000352045_00090_20685_8672.N1	13-FEB-2006 04:31:45	Bright	34.500	168	17Zet Aql	2.9860	11000.	69	20685	No
59	GOM_NL__2PRFIN20060213_044257_000000402045_00090_20685_8673.N1	13-FEB-2006 04:42:57	Twilight	39.500	57	34Sig Sgr	2.0660	26000.	79	20685	No
60	GOM_NL__2PRFIN20060213_044540_000000432045_00090_20685_8674.N1	13-FEB-2006 04:45:40	Dark	42.500	38	20Eps Sgr	1.8360	11000.	85	20685	No
61	GOM_NL__2PRFIN20060213_044742_000000402045_00090_20685_8675.N1	13-FEB-2006 04:47:42	Dark	40.000	25	35Lam Sco	1.6200	28000.	80	20685	No
62	GOM_NL__2PRFIN20060213_044901_000000492045_00090_20685_8676.N1	13-FEB-2006 04:49:01	Dark	48.500	40	The Sco	1.8590	7100.0	97	20685	No
63	GOM_NL__2PRFIN20060213_045048_000000382045_00090_20685_8677.N1	13-FEB-2006 04:50:48	Dark	38.000	147	Alp Ara	2.8770	26000.	76	20685	No
64	GOM_NL__2PRFIN20060213_045216_000000442045_00090_20685_8678.N1	13-FEB-2006 04:52:16	Dark	43.500	141	Bet Ara	2.8400	4600.0	87	20685	No
65	GOM_NL__2PRFIN20060213_045819_000000422045_00091_20686_8657.N1	13-FEB-2006 04:58:19	Dark	42.000	4	Alp1Cen	-0.010000	5800.0	84	20686	No
66	GOM_NL__2PRFIN20060213_045938_000000212045_00091_20686_8658.N1	13-FEB-2006 04:59:38	Dark	21.000	10	Bet Cen	0.61000	28000.	42	20686	No
67	GOM_NL__2PRFIN20060213_050246_000000412045_00091_20686_8659.N1	13-FEB-2006 05:02:46	Dark	40.500	12	Alp1Cru	0.77500	30000.	81	20686	No
68	GOM_NL__2PRFIN20060213_050523_000000372045_00091_20686_8660.N1	13-FEB-2006 05:05:23	Dark	36.500	29	Bet Car	1.6720	10200.	73	20686	No
69	GOM_NL__2PRFIN20060213_050758_000000382045_00091_20686_8661.N1	13-FEB-2006 05:07:58	Dark	38.000	71	lot Car	2.2460	7700.0	76	20686	No
70	GOM_NL__2PRFIN20060213_050937_000000402045_00091_20686_8662.N1	13-FEB-2006 05:09:37	Dark	40.000	46	Del Vel	1.9540	10600.	80	20686	No
71	GOM_NL__2PRFIN20060213_051201_000000412045_00091_20686_8663.N1	13-FEB-2006 05:12:01	Straylight	40.500	34	Gam2Vel	1.7930	23000.	81	20686	No
72	GOM_NL__2PRFIN20060213_051405_000000372045_00091_20686_8664.N1	13-FEB-2006 05:14:05	Straylight	36.500	70	Zet Pup	2.2460	39000.	73	20686	No
73	GOM_NL__2PRFIN20060213_051823_000000392045_00091_20686_8665.N1	13-FEB-2006 05:18:23	Straylight	38.500	132	15Rho Pup	2.8030	6900.0	77	20686	No
74	GOM_NL__2PRFIN20060213_052651_000000492045_00091_20686_8666.N1	13-FEB-2006 05:26:51	Bright	48.500	8	10Alp CMi	0.40000	6500.0	97	20686	No
75	GOM_NL__2PRFIN20060213_053311_000000382045_00091_20686_8667.N1	13-FEB-2006 05:33:11	Bright	37.500	17	78Bet Gem	1.1610	4500.0	75	20686	No
76	GOM_NL__2PRFIN20060213_055035_000000352045_00091_20686_8668.N1	13-FEB-2006 05:50:35	Bright	34.500	49	1Alp UMi	1.9900	6300.0	69	20686	No
77	GOM_NL__2PRFIN20060213_055726_000000362045_00091_20686_8669.N1	13-FEB-2006 05:57:26	Bright	35.500	89	5Alp Cep	2.4510	8000.0	71	20686	No
78	GOM_NL__2PRFIN20060213_060313_000000342045_00091_20686_8670.N1	13-FEB-2006 06:03:13	Bright	34.000	144	18Del Cyg	2.8600	11000.	68	20686	No
79	GOM_NL__2PRFIN20060213_060530_000000392045_00091_20686_8671.N1	13-FEB-2006 06:05:30	Bright	38.500	5	3Alp Lyr	0.033000	11000.	77	20686	No
80	GOM_NL__2PRFIN20060213_061222_000000342045_00091_20686_8672.N1	13-FEB-2006 06:12:22	Bright	33.500	168	17Zet Aql	2.9860	11000.	67	20686	No
81	GOM_NL__2PRFIN20060213_062333_000000382045_00091_20686_8673.N1	13-FEB-2006 06:23:33	Twilight	37.500	57	34Sig Sgr	2.0660	26000.	75	20686	No
82	GOM_NL__2PRFIN20060213_062616_000000402045_00091_20686_8674.N1	13-FEB-2006 06:26:16	Dark	39.500	38	20Eps Sgr	1.8360	11000.	79	20686	No
83	GOM_NL__2PRFIN20060213_062819_000000422045_00091_20686_8675.N1	13-FEB-2006 06:28:19	Dark	42.000	25	35Lam Sco	1.6200	28000.	84	20686	No
84	GOM_NL__2PRFIN20060213_062937_000000432045_00091_20686_8676.N1	13-FEB-2006 06:29:37	Dark	43.000	40	The Sco	1.8590	7100.0	86	20686	No
85	GOM_NL__2PRFIN20060213_063124_000000372045_00091_20686_8677.N1	13-FEB-2006 06:31:24	Dark	37.000	147	Alp Ara	2.8770	26000.	74	20686	No
86	GOM_NL__2PRFIN20060213_063253_000000422045_00091_20686_8678.N1	13-FEB-2006 06:32:53	Dark	42.000	141	Bet Ara	2.8400	4600.0	84	20686	No
87	GOM_NL__2PRFIN20060213_063856_000000542045_00092_20687_8657.N1	13-FEB-2006 06:38:56	Dark	54.000	4	Alp1Cen	-0.010000	5800.0	108	20687	No
88	GOM_NL__2PRFIN20060213_064014_000000212045_00092_20687_8658.N1	13-FEB-2006 06:40:14	Dark	21.000	10	Bet Cen	0.61000	28000.	42	20687	No
89	GOM_NL__2PRFIN20060213_064323_000000462045_00092_20687_8659.N1	13-FEB-2006 06:43:23	Dark	45.500	12	Alp1Cru	0.77500	30000.	91	20687	No
90	GOM_NL__2PRFIN20060213_064559_000000442045_00092_20687_8660.N1	13-FEB-2006 06:45:59	Dark	44.000	29	Bet Car	1.6720	10200.	88	20687	No
91	GOM_NL__2PRFIN20060213_064835_000000382045_00092_20687_8661.N1	13-FEB-2006 06:48:35	Dark	38.000	71	lot Car	2.2460	7700.0	76	20687	No
92	GOM_NL__2PRFIN20060213_065013_000000392045_00092_20687_8662.N1	13-FEB-2006 06:50:13	Dark	39.000	46	Del Vel	1.9540	10600.	78	20687	No
93	GOM_NL__2PRFIN20060213_065237_000000372045_00092_20687_8663.N1	13-FEB-2006 06:52:37	Straylight	36.500	34	Gam2Vel	1.7930	23000.	73	20687	No
94	GOM_NL__2PRFIN20060213_065442_000000382045_00092_20687_8664.N1	13-FEB-2006 06:54:42	Straylight	37.500	70	Zet Pup	2.2460	39000.	75	20687	No
95	GOM_NL__2PRFIN20060213_065859_000000362045_00092_20687_8665.N1	13-FEB-2006 06:58:59	Straylight	36.000	132	15Rho Pup	2.8030	6900.0	72	20687	No
96	GOM_NL__2PRFIN20060213_070727_000000432045_00092_20687_8666.N1	13-FEB-2006 07:07:27	Bright	43.000	8	10Alp CMi	0.40000	6500.0	86	20687	No
97	GOM_NL__2PRFIN20060213_071347_000000392045_00092_20687_8667.N1	13-FEB-2006 07:13:47	Bright	38.500	17	78Bet Gem	1.1610	4500.0	77	20687	No
98	GOM_NL__2PRFIN20060213_073111_000000332045_00092_20687_8668.N1	13-FEB-2006 07:31:11	Bright	32.500	49	1Alp UMi	1.9900	6300.0	65	20687	No
99	GOM_NL__2PRFIN20060213_073802_000000352045_00092_20687_8669.N1	13-FEB-2006 07:38:02	Bright	34.500	89	5Alp Cep	2.4510	8000.0	69	20687	No
100	GOM_NL__2PRFIN20060213_074349_000000332045_00092_20687_8670.N1	13-FEB-2006 07:43:49	Bright	33.000	144	18Del Cyg	2.8600	11000.	66	20687	No
101	GOM_NL__2PRFIN20060213_074606_000000352045_00092_20687_8671.N1	13-FEB-2006 07:46:06	Bright	35.000	5	3Alp Lyr	0.033000	11000.	70	20687	No

102	GOM_NL__2PRFIN20060213_075258_000000352045_00092_20687_8672.N1	13-FEB-2006 07:52:58	Bright	34.500	168	17Zet Aql	2.9860	11000.	69	20687	No
103	GOM_NL__2PRFIN20060213_080410_000000392045_00092_20687_8673.N1	13-FEB-2006 08:04:10	Twilight	39.000	57	34Sig Sgr	2.0660	26000.	78	20687	No
104	GOM_NL__2PRFIN20060213_080653_000000422045_00092_20687_8674.N1	13-FEB-2006 08:06:53	Dark	41.500	38	20Eps Sgr	1.8360	11000.	83	20687	No
105	GOM_NL__2PRFIN20060213_080855_000000422045_00092_20687_8675.N1	13-FEB-2006 08:08:55	Dark	42.000	25	35Lam Sco	1.6200	28000.	84	20687	No
106	GOM_NL__2PRFIN20060213_081014_000000412045_00092_20687_8676.N1	13-FEB-2006 08:10:14	Dark	40.500	40	The Sco	1.8590	7100.0	81	20687	No
107	GOM_NL__2PRFIN20060213_081201_000000382045_00092_20687_8677.N1	13-FEB-2006 08:12:01	Dark	37.500	147	Alp Ara	2.8770	26000.	75	20687	No
108	GOM_NL__2PRFIN20060213_081329_000000402045_00092_20687_8678.N1	13-FEB-2006 08:13:29	Dark	40.000	141	Bet Ara	2.8400	4600.0	80	20687	No
109	GOM_NL__2PRFIN20060213_081932_000000422045_00093_20688_8657.N1	13-FEB-2006 08:19:32	Dark	42.000	4	Alp1Cen	-0.010000	5800.0	84	20688	No
110	GOM_NL__2PRFIN20060213_082051_000000202045_00093_20688_8658.N1	13-FEB-2006 08:20:51	Dark	20.000	10	Bet Cen	0.61000	28000.	40	20688	No
111	GOM_NL__2PRFIN20060213_082359_000000472045_00093_20688_8659.N1	13-FEB-2006 08:23:59	Dark	46.500	12	Alp1Cru	0.77500	30000.	93	20688	No
112	GOM_NL__2PRFIN20060213_082635_000000372045_00093_20688_8660.N1	13-FEB-2006 08:26:35	Dark	36.500	29	Bet Car	1.6720	10200.	73	20688	No
113	GOM_NL__2PRFIN20060213_082911_000000402045_00093_20688_8661.N1	13-FEB-2006 08:29:11	Dark	40.000	71	lot Car	2.2460	7700.0	80	20688	No
114	GOM_NL__2PRFIN20060213_083049_000000382045_00093_20688_8662.N1	13-FEB-2006 08:30:49	Dark	37.500	46	Del Vel	1.9540	10600.	75	20688	No
115	GOM_NL__2PRFIN20060213_083313_000000372045_00093_20688_8663.N1	13-FEB-2006 08:33:13	Straylight	37.000	34	Gam2Vel	1.7930	23000.	74	20688	No
116	GOM_NL__2PRFIN20060213_083518_000000382045_00093_20688_8664.N1	13-FEB-2006 08:35:18	Straylight	38.000	70	Zet Pup	2.2460	39000.	76	20688	No
117	GOM_NL__2PRFIN20060213_083935_000000372045_00093_20688_8665.N1	13-FEB-2006 08:39:35	Straylight	37.000	132	15Rho Pup	2.8030	6900.0	74	20688	No
118	GOM_NL__2PRFIN20060213_084803_000000472045_00093_20688_8666.N1	13-FEB-2006 08:48:03	Bright	47.000	8	10Alp CMi	0.40000	6500.0	94	20688	No
119	GOM_NL__2PRFIN20060213_085423_000000382045_00093_20688_8667.N1	13-FEB-2006 08:54:23	Bright	38.000	17	78Bet Gem	1.1610	4500.0	76	20688	No
120	GOM_NL__2PRFIN20060213_091147_000000332045_00093_20688_8668.N1	13-FEB-2006 09:11:47	Bright	32.500	49	1Alp UMi	1.9900	6300.0	65	20688	No
121	GOM_NL__2PRFIN20060213_091838_000000352045_00093_20688_8669.N1	13-FEB-2006 09:18:38	Bright	34.500	89	5Alp Cep	2.4510	8000.0	69	20688	No
122	GOM_NL__2PRFIN20060213_092425_000000352045_00093_20688_8670.N1	13-FEB-2006 09:24:25	Bright	34.500	144	18Del Cyg	2.8600	11000.	69	20688	No
123	GOM_NL__2PRFIN20060213_092642_000000372045_00093_20688_8671.N1	13-FEB-2006 09:26:42	Bright	36.500	5	3Alp Lyr	0.033000	11000.	73	20688	No
124	GOM_NL__2PRFIN20060213_093334_000000342045_00093_20688_8672.N1	13-FEB-2006 09:33:34	Bright	34.000	168	17Zet Aql	2.9860	11000.	68	20688	No
125	GOM_NL__2PRFIN20060213_094446_000000422045_00093_20688_8673.N1	13-FEB-2006 09:44:46	Twilight	41.500	57	34Sig Sgr	2.0660	26000.	83	20688	No
126	GOM_NL__2PRFIN20060213_094729_000000422045_00093_20688_8674.N1	13-FEB-2006 09:47:29	Dark	42.000	38	20Eps Sgr	1.8360	11000.	84	20688	No
127	GOM_NL__2PRFIN20060213_094932_000000482045_00093_20688_8675.N1	13-FEB-2006 09:49:32	Dark	47.500	25	35Lam Sco	1.6200	28000.	95	20688	No
128	GOM_NL__2PRFIN20060213_095050_000000462045_00093_20688_8676.N1	13-FEB-2006 09:50:50	Dark	46.000	40	The Sco	1.8590	7100.0	92	20688	No
129	GOM_NL__2PRFIN20060213_095237_000000372045_00093_20688_8677.N1	13-FEB-2006 09:52:37	Dark	37.000	147	Alp Ara	2.8770	26000.	74	20688	No
130	GOM_NL__2PRFIN20060213_095405_000000432045_00093_20688_8678.N1	13-FEB-2006 09:54:05	Dark	42.500	141	Bet Ara	2.8400	4600.0	85	20688	No
131	GOM_NL__2PRFIN20060213_100009_000000422045_00094_20689_8657.N1	13-FEB-2006 10:00:09	Dark	42.000	4	Alp1Cen	-0.010000	5800.0	84	20689	No
132	GOM_NL__2PRFIN20060213_100127_000000202045_00094_20689_8658.N1	13-FEB-2006 10:01:27	Dark	20.000	10	Bet Cen	0.61000	28000.	40	20689	No
133	GOM_NL__2PRFIN20060213_100435_000000422045_00094_20689_8659.N1	13-FEB-2006 10:04:35	Dark	42.000	12	Alp1Cru	0.77500	30000.	84	20689	No
134	GOM_NL__2PRFIN20060213_100711_000000372045_00094_20689_8660.N1	13-FEB-2006 10:07:11	Dark	36.500	29	Bet Car	1.6720	10200.	73	20689	No
135	GOM_NL__2PRFIN20060213_100947_000000382045_00094_20689_8661.N1	13-FEB-2006 10:09:47	Dark	38.000	71	lot Car	2.2460	7700.0	76	20689	No
136	GOM_NL__2PRFIN20060213_101125_000000372045_00094_20689_8662.N1	13-FEB-2006 10:11:25	Dark	37.000	46	Del Vel	1.9540	10600.	74	20689	No
137	GOM_NL__2PRFIN20060213_101349_000000392045_00094_20689_8663.N1	13-FEB-2006 10:13:49	Straylight	38.500	34	Gam2Vel	1.7930	23000.	77	20689	No
138	GOM_NL__2PRFIN20060213_101554_000000392045_00094_20689_8664.N1	13-FEB-2006 10:15:54	Straylight	39.000	70	Zet Pup	2.2460	39000.	78	20689	No
139	GOM_NL__2PRFIN20060213_102011_000000382045_00094_20689_8665.N1	13-FEB-2006 10:20:11	Straylight	38.000	132	15Rho Pup	2.8030	6900.0	76	20689	No
140	GOM_NL__2PRFIN20060213_102839_000000482045_00094_20689_8666.N1	13-FEB-2006 10:28:39	Bright	47.500	8	10Alp CMi	0.40000	6500.0	95	20689	No
141	GOM_NL__2PRFIN20060213_103458_000000382045_00094_20689_8667.N1	13-FEB-2006 10:34:58	Bright	37.500	17	78Bet Gem	1.1610	4500.0	75	20689	No
142	GOM_NL__2PRFIN20060213_105222_000000352045_00094_20689_8668.N1	13-FEB-2006 10:52:22	Bright	35.000	49	1Alp UMi	1.9900	6300.0	70	20689	No
143	GOM_NL__2PRFIN20060213_105914_000000362045_00094_20689_8669.N1	13-FEB-2006 10:59:14	Bright	35.500	89	5Alp Cep	2.4510	8000.0	71	20689	No
144	GOM_NL__2PRFIN20060213_110501_000000342045_00094_20689_8670.N1	13-FEB-2006 11:05:01	Bright	34.000	144	18Del Cyg	2.8600	11000.	68	20689	No
145	GOM_NL__2PRFIN20060213_110718_000000362045_00094_20689_8671.N1	13-FEB-2006 11:07:18	Bright	35.500	5	3Alp Lyr	0.033000	11000.	71	20689	No
146	GOM_NL__2PRFIN20060213_111410_000000462045_00094_20689_8672.N1	13-FEB-2006 11:14:10	Bright	45.500	168	17Zet Aql	2.9860	11000.	91	20689	No
147	GOM_NL__2PRFIN20060213_112522_000000382045_00094_20689_8673.N1	13-FEB-2006 11:25:22	Twilight	38.000	57	34Sig Sgr	2.0660	26000.	76	20689	No
148	GOM_NL__2PRFIN20060213_112805_000000392045_00094_20689_8674.N1	13-FEB-2006 11:28:05	Dark	39.000	38	20Eps Sgr	1.8360	11000.	78	20689	No
149	GOM_NL__2PRFIN20060213_113008_000000442045_00094_20689_8675.N1	13-FEB-2006 11:30:08	Dark	43.500	25	35Lam Sco	1.6200	28000.	87	20689	No
150	GOM_NL__2PRFIN20060213_113127_000000392045_00094_20689_8676.N1	13-FEB-2006 11:31:27	Dark	39.000	40	The Sco	1.8590	7100.0	78	20689	No
151	GOM_NL__2PRFIN20060213_113313_000000392045_00094_20689_8677.N1	13-FEB-2006 11:33:13	Dark	38.500	147	Alp Ara	2.8770	26000.	77	20689	No
152	GOM_NL__2PRFIN20060213_113441_000000392045_00094_20689_8678.N1	13-FEB-2006 11:34:41	Dark	38.500	141	Bet Ara	2.8400	4600.0	77	20689	No
153	GOM_NL__2PRFIN20060213_114045_000000422045_00095_20690_8657.N1	13-FEB-2006 11:40:45	Dark	42.000	4	Alp1Cen	-0.010000	5800.0	84	20690	No
154	GOM_NL__2PRFIN20060213_114204_000000192045_00095_20690_8658.N1	13-FEB-2006 11:42:04	Dark	19.000	10	Bet Cen	0.61000	28000.	38	20690	No
155	GOM_NL__2PRFIN20060213_114512_000000512045_00095_20690_8659.N1	13-FEB-2006 11:45:12	Dark	51.000	12	Alp1Cru	0.77500	30000.	102	20690	No
156	GOM_NL__2PRFIN20060213_114747_000000402045_00095_20690_8660.N1	13-FEB-2006 11:47:47	Dark	39.500	29	Bet Car	1.6720	10200.	79	20690	No
157	GOM_NL__2PRFIN20060213_115023_000000362045_00095_20690_8661.N1	13-FEB-2006 11:50:23	Dark	36.000	71	lot Car	2.2460	7700.0	72	20690	No
158	GOM_NL__2PRFIN20060213_115202_000000382045_00095_20690_8662.N1	13-FEB-2006 11:52:02	Dark	38.000	46	Del Vel	1.9540	10600.	76	20690	No
159	GOM_NL__2PRFIN20060213_115425_000000392045_00095_20690_8663.N1	13-FEB-2006 11:54:25	Straylight	39.000	34	Gam2Vel	1.7930	23000.	78	20690	No
160	GOM_NL__2PRFIN20060213_115630_000000372045_00095_20690_8664.N1	13-FEB-2006 11:56:30	Straylight	36.500	70	Zet Pup	2.2460	39000.	73	20690	No

161	GOM_NL__2PRFIN20060213_120047_000000392045_00095_20690_8665.N1	13-FEB-2006 12:00:47	Straylight	39.000	132	15Rho Pup	2.8030	6900.0	78	20690	No
162	GOM_NL__2PRFIN20060213_120915_000000522045_00095_20690_8666.N1	13-FEB-2006 12:09:15	Bright	52.000	8	10Alp CMi	0.40000	6500.0	104	20690	No
163	GOM_NL__2PRFIN20060213_121534_000000372045_00095_20690_8667.N1	13-FEB-2006 12:15:34	Bright	37.000	17	78Bet Gem	1.1610	4500.0	74	20690	No
164	GOM_NL__2PRFIN20060213_123258_000000322045_00095_20690_8668.N1	13-FEB-2006 12:32:58	Bright	32.000	49	1Alp UMi	1.9900	6300.0	64	20690	No
165	GOM_NL__2PRFIN20060213_123950_000000332045_00095_20690_8669.N1	13-FEB-2006 12:39:50	Bright	33.000	89	5Alp Cep	2.4510	8000.0	66	20690	No
166	GOM_NL__2PRFIN20060213_124537_000000332045_00095_20690_8670.N1	13-FEB-2006 12:45:37	Bright	33.000	144	18Del Cyg	2.8600	11000.	66	20690	No
167	GOM_NL__2PRFIN20060213_124754_000000392045_00095_20690_8671.N1	13-FEB-2006 12:47:54	Bright	38.500	5	3Alp Lyr	0.033000	11000.	77	20690	No
168	GOM_NL__2PRFIN20060213_125446_000000342045_00095_20690_8672.N1	13-FEB-2006 12:54:46	Bright	33.500	168	17Zet Aql	2.9860	11000.	67	20690	No
169	GOM_NL__2PRFIN20060213_130558_000000392045_00095_20690_8673.N1	13-FEB-2006 13:05:58	Twilight	39.000	57	34Sig Sgr	2.0660	26000.	78	20690	No
170	GOM_NL__2PRFIN20060213_130841_000000412045_00095_20690_8674.N1	13-FEB-2006 13:08:41	Dark	40.500	38	20Eps Sgr	1.8360	11000.	81	20690	No
171	GOM_NL__2PRFIN20060213_131044_000000402045_00095_20690_8675.N1	13-FEB-2006 13:10:44	Dark	40.000	25	35Lam Sco	1.6200	28000.	80	20690	No
172	GOM_NL__2PRFIN20060213_131203_000000422045_00095_20690_8676.N1	13-FEB-2006 13:12:03	Dark	41.500	40	The Sco	1.8590	7100.0	83	20690	No
173	GOM_NL__2PRFIN20060213_131350_000000382045_00095_20690_8677.N1	13-FEB-2006 13:13:50	Dark	38.000	147	Alp Ara	2.8770	26000.	76	20690	No
174	GOM_NL__2PRFIN20060213_131518_000000382045_00095_20690_8678.N1	13-FEB-2006 13:15:18	Dark	37.500	141	Bet Ara	2.8400	4600.0	75	20690	No
175	GOM_NL__2PRFIN20060213_132122_000000442045_00096_20691_8657.N1	13-FEB-2006 13:21:22	Dark	44.000	4	Alp1Cen	-0.010000	5800.0	88	20691	No
176	GOM_NL__2PRFIN20060213_132240_000000192045_00096_20691_8658.N1	13-FEB-2006 13:22:40	Dark	19.000	10	Bet Cen	0.61000	28000.	38	20691	No
177	GOM_NL__2PRFIN20060213_132548_000000442045_00096_20691_8659.N1	13-FEB-2006 13:25:48	Dark	44.000	12	Alp1Cru	0.77500	30000.	88	20691	No
178	GOM_NL__2PRFIN20060213_132823_000000372045_00096_20691_8660.N1	13-FEB-2006 13:28:23	Dark	37.000	29	Bet Car	1.6720	10200.	74	20691	No
179	GOM_NL__2PRFIN20060213_133059_000000372045_00096_20691_8661.N1	13-FEB-2006 13:30:59	Dark	36.500	71	lot Car	2.2460	7700.0	73	20691	No
180	GOM_NL__2PRFIN20060213_133238_000000372045_00096_20691_8662.N1	13-FEB-2006 13:32:38	Dark	37.000	46	Del Vel	1.9540	10600.	74	20691	No
181	GOM_NL__2PRFIN20060213_133501_000000372045_00096_20691_8663.N1	13-FEB-2006 13:35:01	Straylight	36.500	34	Gam2Vel	1.7930	23000.	73	20691	No
182	GOM_NL__2PRFIN20060213_133706_000000362045_00096_20691_8664.N1	13-FEB-2006 13:37:06	Straylight	36.000	70	Zet Pup	2.2460	39000.	72	20691	No
183	GOM_NL__2PRFIN20060213_134123_000000382045_00096_20691_8665.N1	13-FEB-2006 13:41:23	Straylight	37.500	132	15Rho Pup	2.8030	6900.0	75	20691	No
184	GOM_NL__2PRFIN20060213_134951_000000522045_00096_20691_8666.N1	13-FEB-2006 13:49:51	Bright	52.000	8	10Alp CMi	0.40000	6500.0	104	20691	No
185	GOM_NL__2PRFIN20060213_135610_000000392045_00096_20691_8667.N1	13-FEB-2006 13:56:10	Bright	38.500	17	78Bet Gem	1.1610	4500.0	77	20691	No
186	GOM_NL__2PRFIN20060213_141334_000000352045_00096_20691_8668.N1	13-FEB-2006 14:13:34	Bright	34.500	49	1Alp UMi	1.9900	6300.0	69	20691	No
187	GOM_NL__2PRFIN20060213_142026_000000352045_00096_20691_8669.N1	13-FEB-2006 14:20:26	Bright	35.000	89	5Alp Cep	2.4510	8000.0	70	20691	No
188	GOM_NL__2PRFIN20060213_142613_000000352045_00096_20691_8670.N1	13-FEB-2006 14:26:13	Bright	34.500	144	18Del Cyg	2.8600	11000.	69	20691	No
189	GOM_NL__2PRFIN20060213_142830_000000372045_00096_20691_8671.N1	13-FEB-2006 14:28:30	Bright	37.000	5	3Alp Lyr	0.033000	11000.	74	20691	No
190	GOM_NL__2PRFIN20060213_143522_000000352045_00096_20691_8672.N1	13-FEB-2006 14:35:22	Bright	35.000	168	17Zet Aql	2.9860	11000.	70	20691	No
191	GOM_NL__2PRFIN20060213_144634_000000392045_00096_20691_8673.N1	13-FEB-2006 14:46:34	Twilight	38.500	57	34Sig Sgr	2.0660	26000.	77	20691	No
192	GOM_NL__2PRFIN20060213_144918_000000412045_00096_20691_8674.N1	13-FEB-2006 14:49:18	Dark	41.000	38	20Eps Sgr	1.8360	11000.	82	20691	No
193	GOM_NL__2PRFIN20060213_145121_000000452045_00096_20691_8675.N1	13-FEB-2006 14:51:21	Dark	44.500	25	35Lam Sco	1.6200	28000.	89	20691	No
194	GOM_NL__2PRFIN20060213_145239_000000442045_00096_20691_8676.N1	13-FEB-2006 14:52:39	Dark	43.500	40	The Sco	1.8590	7100.0	87	20691	No
195	GOM_NL__2PRFIN20060213_145426_000000372045_00096_20691_8677.N1	13-FEB-2006 14:54:26	Dark	36.500	147	Alp Ara	2.8770	26000.	73	20691	No
196	GOM_NL__2PRFIN20060213_145554_000000422045_00096_20691_8678.N1	13-FEB-2006 14:55:54	Dark	42.000	141	Bet Ara	2.8400	4600.0	84	20691	No
197	GOM_NL__2PRFIN20060213_150158_000000422045_00097_20692_8657.N1	13-FEB-2006 15:01:58	Dark	42.000	4	Alp1Cen	-0.010000	5800.0	84	20692	No
198	GOM_NL__2PRFIN20060213_150317_000000182045_00097_20692_8658.N1	13-FEB-2006 15:03:17	Dark	18.000	10	Bet Cen	0.61000	28000.	36	20692	No
199	GOM_NL__2PRFIN20060213_150625_000000472045_00097_20692_8659.N1	13-FEB-2006 15:06:25	Dark	46.500	12	Alp1Cru	0.77500	30000.	93	20692	No
200	GOM_NL__2PRFIN20060213_150900_000000362045_00097_20692_8660.N1	13-FEB-2006 15:09:00	Dark	36.000	29	Bet Car	1.6720	10200.	72	20692	No
201	GOM_NL__2PRFIN20060213_151135_000000382045_00097_20692_8661.N1	13-FEB-2006 15:11:35	Dark	37.500	71	lot Car	2.2460	7700.0	75	20692	No
202	GOM_NL__2PRFIN20060213_151314_000000392045_00097_20692_8662.N1	13-FEB-2006 15:13:14	Dark	39.000	46	Del Vel	1.9540	10600.	78	20692	No
203	GOM_NL__2PRFIN20060213_151538_000000402045_00097_20692_8663.N1	13-FEB-2006 15:15:38	Straylight	39.500	34	Gam2Vel	1.7930	23000.	79	20692	No
204	GOM_NL__2PRFIN20060213_151742_000000412045_00097_20692_8664.N1	13-FEB-2006 15:17:42	Straylight	40.500	70	Zet Pup	2.2460	39000.	81	20692	No
205	GOM_NL__2PRFIN20060213_152200_000000372045_00097_20692_8665.N1	13-FEB-2006 15:22:00	Straylight	37.000	132	15Rho Pup	2.8030	6900.0	74	20692	No
206	GOM_NL__2PRFIN20060213_153028_000000502045_00097_20692_8666.N1	13-FEB-2006 15:30:28	Bright	50.000	8	10Alp CMi	0.40000	6500.0	100	20692	No
207	GOM_NL__2PRFIN20060213_153646_000000382045_00097_20692_8667.N1	13-FEB-2006 15:36:46	Bright	37.500	17	78Bet Gem	1.1610	4500.0	75	20692	No
208	GOM_NL__2PRFIN20060213_155410_000000372045_00097_20692_8668.N1	13-FEB-2006 15:54:10	Bright	37.000	49	1Alp UMi	1.9900	6300.0	74	20692	No
209	GOM_NL__2PRFIN20060213_160102_000000362045_00097_20692_8669.N1	13-FEB-2006 16:01:02	Bright	35.500	89	5Alp Cep	2.4510	8000.0	71	20692	No
210	GOM_NL__2PRFIN20060213_160609_000000082045_00097_20692_8670.N1	13-FEB-2006 16:06:09	Straylight	8.0000	19	50Alp Cyg	1.2460	10500.	16	20692	No
211	GOM_NL__2PRFIN20060213_160649_000000342045_00097_20692_8671.N1	13-FEB-2006 16:06:49	Bright	34.000	144	18Del Cyg	2.8600	11000.	68	20692	No
212	GOM_NL__2PRFIN20060213_160906_000000382045_00097_20692_8672.N1	13-FEB-2006 16:09:06	Bright	38.000	5	3Alp Lyr	0.033000	11000.	76	20692	No
213	GOM_NL__2PRFIN20060213_161558_000000352045_00097_20692_8673.N1	13-FEB-2006 16:15:58	Bright	34.500	168	17Zet Aql	2.9860	11000.	69	20692	No
214	GOM_NL__2PRFIN20060213_162710_000000392045_00097_20692_8674.N1	13-FEB-2006 16:27:10	Twilight	39.000	57	34Sig Sgr	2.0660	26000.	78	20692	No
215	GOM_NL__2PRFIN20060213_162954_000000442045_00097_20692_8675.N1	13-FEB-2006 16:29:54	Dark	44.000	38	20Eps Sgr	1.8360	11000.	88	20692	No
216	GOM_NL__2PRFIN20060213_163157_000000402045_00097_20692_8676.N1	13-FEB-2006 16:31:57	Dark	40.000	25	35Lam Sco	1.6200	28000.	80	20692	No
217	GOM_NL__2PRFIN20060213_163316_000000402045_00097_20692_8677.N1	13-FEB-2006 16:33:16	Dark	40.000	40	The Sco	1.8590	7100.0	80	20692	No
218	GOM_NL__2PRFIN20060213_163503_000000382045_00097_20692_8678.N1	13-FEB-2006 16:35:03	Dark	38.000	147	Alp Ara	2.8770	26000.	76	20692	No
219	GOM_NL__2PRFIN20060213_163630_000000392045_00097_20692_8679.N1	13-FEB-2006 16:36:30	Dark	39.000	141	Bet Ara	2.8400	4600.0	78	20692	No

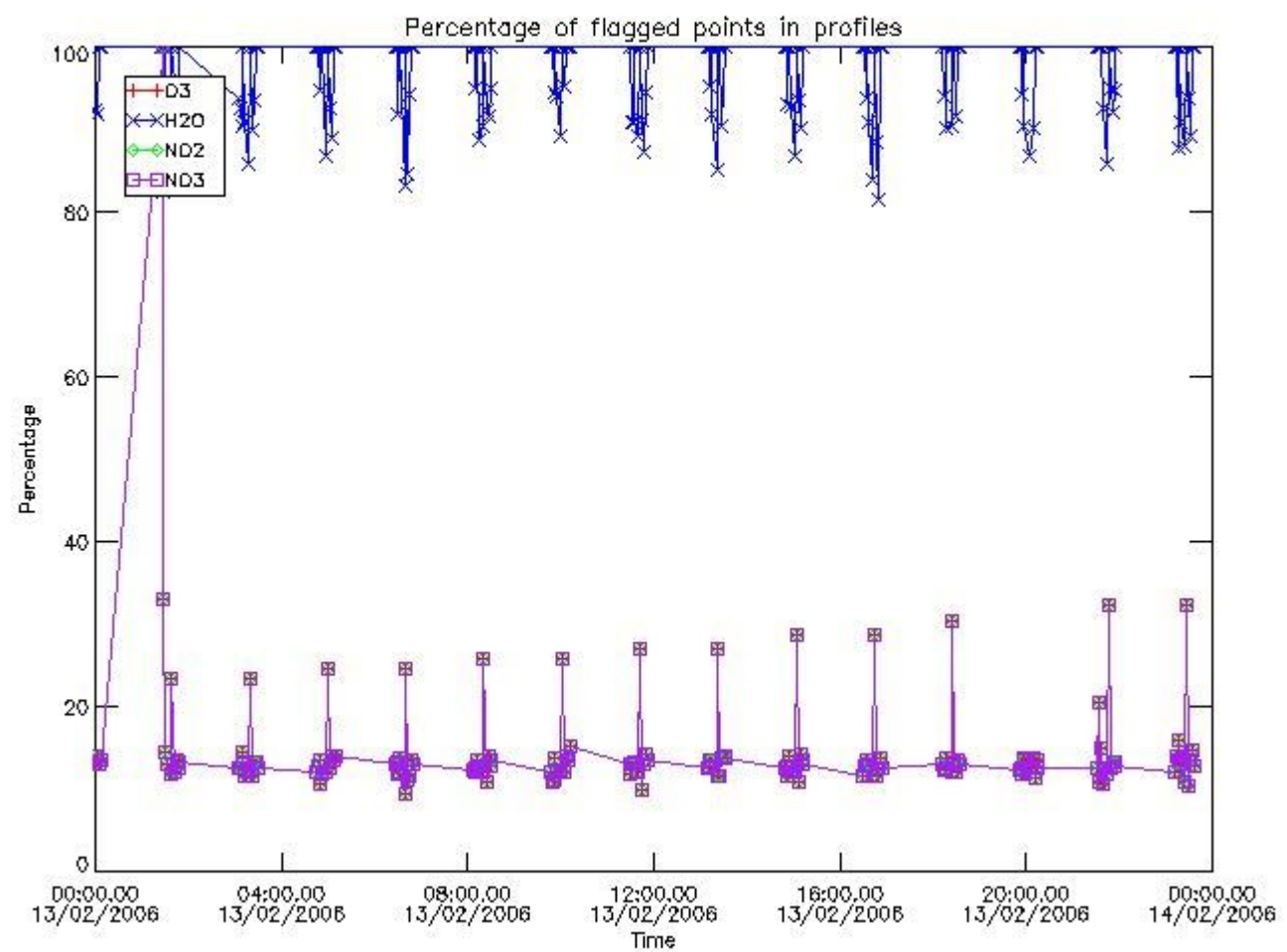
220	GOM_NL__2PRFIN20060213_164235_000000442045_00098_20693_8657.N1	13-FEB-2006 16:42:35	Dark	44.000	4	Alp1Cen	-0.010000	5800.0	88	20693	No
221	GOM_NL__2PRFIN20060213_164353_000000182045_00098_20693_8658.N1	13-FEB-2006 16:43:53	Dark	18.000	10	Bet Cen	0.61000	28000.	36	20693	No
222	GOM_NL__2PRFIN20060213_164701_000000442045_00098_20693_8659.N1	13-FEB-2006 16:47:01	Dark	44.000	12	Alp1Cru	0.77500	30000.	88	20693	No
223	GOM_NL__2PRFIN20060213_164936_000000412045_00098_20693_8660.N1	13-FEB-2006 16:49:36	Dark	41.000	29	Bet Car	1.6720	10200.	82	20693	No
224	GOM_NL__2PRFIN20060213_165212_000000372045_00098_20693_8661.N1	13-FEB-2006 16:52:12	Dark	37.000	71	lot Car	2.2460	7700.0	74	20693	No
225	GOM_NL__2PRFIN20060213_165350_000000412045_00098_20693_8662.N1	13-FEB-2006 16:53:50	Dark	41.000	46	Del Vel	1.9540	10600.	82	20693	No
226	GOM_NL__2PRFIN20060213_165614_000000392045_00098_20693_8663.N1	13-FEB-2006 16:56:14	Straylight	39.000	34	Gam2Vel	1.7930	23000.	78	20693	No
227	GOM_NL__2PRFIN20060213_165818_000000372045_00098_20693_8664.N1	13-FEB-2006 16:58:18	Straylight	37.000	70	Zet Pup	2.2460	39000.	74	20693	No
228	GOM_NL__2PRFIN20060213_170236_000000402045_00098_20693_8665.N1	13-FEB-2006 17:02:36	Straylight	40.000	132	15Rho Pup	2.8030	6900.0	80	20693	No
229	GOM_NL__2PRFIN20060213_171104_000000522045_00098_20693_8666.N1	13-FEB-2006 17:11:04	Bright	51.500	8	10Alp CMi	0.40000	6500.0	103	20693	No
230	GOM_NL__2PRFIN20060213_171722_000000382045_00098_20693_8667.N1	13-FEB-2006 17:17:22	Bright	37.500	17	78Bet Gem	1.1610	4500.0	75	20693	No
231	GOM_NL__2PRFIN20060213_173446_000000372045_00098_20693_8668.N1	13-FEB-2006 17:34:46	Bright	36.500	49	1Alp UMi	1.9900	6300.0	73	20693	No
232	GOM_NL__2PRFIN20060213_174139_000000362045_00098_20693_8669.N1	13-FEB-2006 17:41:39	Bright	35.500	89	5Alp Cep	2.4510	8000.0	71	20693	No
233	GOM_NL__2PRFIN20060213_174646_000000082045_00098_20693_8670.N1	13-FEB-2006 17:46:46	Straylight	8.0000	19	50Alp Cyg	1.2460	10500.	16	20693	No
234	GOM_NL__2PRFIN20060213_174725_000000342045_00098_20693_8671.N1	13-FEB-2006 17:47:25	Bright	33.500	144	18Del Cyg	2.8600	11000.	67	20693	No
235	GOM_NL__2PRFIN20060213_174942_000000392045_00098_20693_8672.N1	13-FEB-2006 17:49:42	Bright	38.500	5	3Alp Lyr	0.033000	11000.	77	20693	No
236	GOM_NL__2PRFIN20060213_175635_000000342045_00098_20693_8673.N1	13-FEB-2006 17:56:35	Bright	34.000	168	17Zet Aql	2.9860	11000.	68	20693	No
237	GOM_NL__2PRFIN20060213_180747_000000402045_00098_20693_8674.N1	13-FEB-2006 18:07:47	Twilight	39.500	57	34Sig Sgr	2.0660	26000.	79	20693	No
238	GOM_NL__2PRFIN20060213_181030_000000392045_00098_20693_8675.N1	13-FEB-2006 18:10:30	Dark	39.000	38	20Eps Sgr	1.8360	11000.	78	20693	No
239	GOM_NL__2PRFIN20060213_181234_000000392045_00098_20693_8676.N1	13-FEB-2006 18:12:34	Dark	39.000	25	35Lam Sco	1.6200	28000.	78	20693	No
240	GOM_NL__2PRFIN20060213_181352_000000422045_00098_20693_8677.N1	13-FEB-2006 18:13:52	Dark	41.500	40	The Sco	1.8590	7100.0	83	20693	No
241	GOM_NL__2PRFIN20060213_181539_000000372045_00098_20693_8678.N1	13-FEB-2006 18:15:39	Dark	37.000	147	Alp Ara	2.8770	26000.	74	20693	No
242	GOM_NL__2PRFIN20060213_181707_000000412045_00098_20693_8679.N1	13-FEB-2006 18:17:07	Dark	41.000	141	Bet Ara	2.8400	4600.0	82	20693	No
243	GOM_NL__2PRFIN20060213_182312_000000422045_00099_20694_8677.N1	13-FEB-2006 18:23:12	Dark	42.000	4	Alp1Cen	-0.010000	5800.0	84	20694	No
244	GOM_NL__2PRFIN20060213_182430_000000172045_00099_20694_8678.N1	13-FEB-2006 18:24:30	Dark	17.000	10	Bet Cen	0.61000	28000.	34	20694	No
245	GOM_NL__2PRFIN20060213_182738_000000392045_00099_20694_8679.N1	13-FEB-2006 18:27:38	Dark	38.500	12	Alp1Cru	0.77500	30000.	77	20694	No
246	GOM_NL__2PRFIN20060213_183012_000000432045_00099_20694_8680.N1	13-FEB-2006 18:30:12	Dark	42.500	29	Bet Car	1.6720	10200.	85	20694	No
247	GOM_NL__2PRFIN20060213_183248_000000382045_00099_20694_8681.N1	13-FEB-2006 18:32:48	Dark	37.500	71	lot Car	2.2460	7700.0	75	20694	No
248	GOM_NL__2PRFIN20060213_183426_000000402045_00099_20694_8682.N1	13-FEB-2006 18:34:26	Dark	39.500	46	Del Vel	1.9540	10600.	79	20694	No
249	GOM_NL__2PRFIN20060213_183650_000000372045_00099_20694_8683.N1	13-FEB-2006 18:36:50	Straylight	36.500	34	Gam2Vel	1.7930	23000.	73	20694	No
250	GOM_NL__2PRFIN20060213_183854_000000372045_00099_20694_8684.N1	13-FEB-2006 18:38:54	Straylight	37.000	70	Zet Pup	2.2460	39000.	74	20694	No
251	GOM_NL__2PRFIN20060213_184312_000000402045_00099_20694_8685.N1	13-FEB-2006 18:43:12	Straylight	39.500	132	15Rho Pup	2.8030	6900.0	79	20694	No
252	GOM_NL__2PRFIN20060213_185140_000000492045_00099_20694_8686.N1	13-FEB-2006 18:51:40	Bright	49.000	8	10Alp CMi	0.40000	6500.0	98	20694	No
253	GOM_NL__2PRFIN20060213_185758_000000372045_00099_20694_8687.N1	13-FEB-2006 18:57:58	Bright	37.000	17	78Bet Gem	1.1610	4500.0	74	20694	No
254	GOM_NL__2PRFIN20060213_191522_000000362045_00099_20694_8688.N1	13-FEB-2006 19:15:22	Bright	36.000	49	1Alp UMi	1.9900	6300.0	72	20694	No
255	GOM_NL__2PRFIN20060213_192215_000000332045_00099_20694_8689.N1	13-FEB-2006 19:22:15	Bright	33.000	89	5Alp Cep	2.4510	8000.0	66	20694	No
256	GOM_NL__2PRFIN20060213_192722_000000222045_00099_20694_8690.N1	13-FEB-2006 19:27:22	Tw_and_stray	22.000	19	50Alp Cyg	1.2460	10500.	44	20694	No
257	GOM_NL__2PRFIN20060213_192859_000000342045_00099_20694_8691.N1	13-FEB-2006 19:28:59	Bright	33.500	66	37Gam Cyg	2.2080	5900.0	67	20694	No
258	GOM_NL__2PRFIN20060213_193711_000000352045_00099_20694_8692.N1	13-FEB-2006 19:37:11	Bright	34.500	168	17Zet Aql	2.9860	11000.	69	20694	No
259	GOM_NL__2PRFIN20060213_194823_000000412045_00099_20694_8693.N1	13-FEB-2006 19:48:23	Twilight	41.000	57	34Sig Sgr	2.0660	26000.	82	20694	No
260	GOM_NL__2PRFIN20060213_195107_000000422045_00099_20694_8694.N1	13-FEB-2006 19:51:07	Dark	41.500	38	20Eps Sgr	1.8360	11000.	83	20694	No
261	GOM_NL__2PRFIN20060213_195310_000000412045_00099_20694_8695.N1	13-FEB-2006 19:53:10	Dark	40.500	25	35Lam Sco	1.6200	28000.	81	20694	No
262	GOM_NL__2PRFIN20060213_195429_000000432045_00099_20694_8696.N1	13-FEB-2006 19:54:29	Dark	43.000	40	The Sco	1.8590	7100.0	86	20694	No
263	GOM_NL__2PRFIN20060213_195615_000000382045_00099_20694_8697.N1	13-FEB-2006 19:56:15	Dark	38.000	147	Alp Ara	2.8770	26000.	76	20694	No
264	GOM_NL__2PRFIN20060213_195743_000000372045_00099_20694_8698.N1	13-FEB-2006 19:57:43	Dark	37.000	141	Bet Ara	2.8400	4600.0	74	20694	No
265	GOM_NL__2PRFIN20060213_200348_000000422045_00100_20695_8677.N1	13-FEB-2006 20:03:48	Dark	42.000	4	Alp1Cen	-0.010000	5800.0	84	20695	No
266	GOM_NL__2PRFIN20060213_200814_000000412045_00100_20695_8679.N1	13-FEB-2006 20:08:14	Dark	41.000	12	Alp1Cru	0.77500	30000.	82	20695	No
267	GOM_NL__2PRFIN20060213_201048_000000452045_00100_20695_8680.N1	13-FEB-2006 20:10:48	Dark	45.000	29	Bet Car	1.6720	10200.	90	20695	No
268	GOM_NL__2PRFIN20060213_201324_000000382045_00100_20695_8681.N1	13-FEB-2006 20:13:24	Dark	38.000	71	lot Car	2.2460	7700.0	76	20695	No
269	GOM_NL__2PRFIN20060213_201502_000000412045_00100_20695_8682.N1	13-FEB-2006 20:15:02	Dark	40.500	46	Del Vel	1.9540	10600.	81	20695	No
270	GOM_NL__2PRFIN20060213_201726_000000392045_00100_20695_8683.N1	13-FEB-2006 20:17:26	Straylight	38.500	34	Gam2Vel	1.7930	23000.	77	20695	No
271	GOM_NL__2PRFIN20060213_201930_000000402045_00100_20695_8684.N1	13-FEB-2006 20:19:30	Straylight	39.500	70	Zet Pup	2.2460	39000.	79	20695	No
272	GOM_NL__2PRFIN20060213_202348_000000392045_00100_20695_8685.N1	13-FEB-2006 20:23:48	Straylight	38.500	132	15Rho Pup	2.8030	6900.0	77	20695	No
273	GOM_NL__2PRFIN20060213_203216_000000462045_00100_20695_8686.N1	13-FEB-2006 20:32:16	Bright	45.500	8	10Alp CMi	0.40000	6500.0	91	20695	No
274	GOM_NL__2PRFIN20060213_203834_000000382045_00100_20695_8687.N1	13-FEB-2006 20:38:34	Bright	37.500	17	78Bet Gem	1.1610	4500.0	75	20695	No
275	GOM_NL__2PRFIN20060213_205558_000000362045_00100_20695_8688.N1	13-FEB-2006 20:55:58	Bright	36.000	49	1Alp UMi	1.9900	6300.0	72	20695	No
276	GOM_NL__2PRFIN20060213_210251_000000332045_00100_20695_8689.N1	13-FEB-2006 21:02:51	Bright	33.000	89	5Alp Cep	2.4510	8000.0	66	20695	No
277	GOM_NL__2PRFIN20060213_210758_000000222045_00100_20695_8690.N1	13-FEB-2006 21:07:58	Tw_and_stray	22.000	19	50Alp Cyg	1.2460	10500.	44	20695	No
278	GOM_NL__2PRFIN20060213_210935_000000362045_00100_20695_8691.N1	13-FEB-2006 21:09:35	Bright	35.500	66	37Gam Cyg	2.2080	5900.0	71	20695	No

279	GOM_NL__2PRFIN20060213_211747_000000342045_00100_20695_8692.N1	13-FEB-2006 21:17:47	Bright	34.000	168	17Zet Aql	2.9860	11000.	68	20695	No
280	GOM_NL__2PRFIN20060213_212859_000000392045_00100_20695_8693.N1	13-FEB-2006 21:28:59	Twilight	38.500	57	34Sig Sgr	2.0660	26000.	77	20695	No
281	GOM_NL__2PRFIN20060213_213143_000000412045_00100_20695_8694.N1	13-FEB-2006 21:31:43	Dark	40.500	38	20Eps Sgr	1.8360	11000.	81	20695	No
282	GOM_NL__2PRFIN20060213_213347_000000422045_00100_20695_8695.N1	13-FEB-2006 21:33:47	Dark	42.000	25	35Lam Sco	1.6200	28000.	84	20695	No
283	GOM_NL__2PRFIN20060213_213505_000000482045_00100_20695_8696.N1	13-FEB-2006 21:35:05	Dark	47.500	40	The Sco	1.8590	7100.0	95	20695	No
284	GOM_NL__2PRFIN20060213_213652_000000382045_00100_20695_8697.N1	13-FEB-2006 21:36:52	Dark	37.500	147	Alp Ara	2.8770	26000.	75	20695	No
285	GOM_NL__2PRFIN20060213_213820_000000482045_00100_20695_8698.N1	13-FEB-2006 21:38:20	Dark	48.000	141	Bet Ara	2.8400	4600.0	96	20695	No
286	GOM_NL__2PRFIN20060213_214425_000000432045_00101_20696_8677.N1	13-FEB-2006 21:44:25	Dark	43.000	4	Alp1Cen	-0.010000	5800.0	86	20696	No
287	GOM_NL__2PRFIN20060213_214543_000000162045_00101_20696_8678.N1	13-FEB-2006 21:45:43	Dark	16.000	10	Bet Cen	0.61000	28000.	32	20696	No
288	GOM_NL__2PRFIN20060213_214850_000000412045_00101_20696_8679.N1	13-FEB-2006 21:48:50	Dark	40.500	12	Alp1Cru	0.77500	30000.	81	20696	No
289	GOM_NL__2PRFIN20060213_215124_000000392045_00101_20696_8680.N1	13-FEB-2006 21:51:24	Dark	38.500	29	Bet Car	1.6720	10200.	77	20696	No
290	GOM_NL__2PRFIN20060213_215400_000000392045_00101_20696_8681.N1	13-FEB-2006 21:54:00	Dark	38.500	71	lot Car	2.2460	7700.0	77	20696	No
291	GOM_NL__2PRFIN20060213_215538_000000402045_00101_20696_8682.N1	13-FEB-2006 21:55:38	Dark	40.000	46	Del Vel	1.9540	10600.	80	20696	No
292	GOM_NL__2PRFIN20060213_215802_000000412045_00101_20696_8683.N1	13-FEB-2006 21:58:02	Straylight	41.000	34	Gam2Vel	1.7930	23000.	82	20696	No
293	GOM_NL__2PRFIN20060213_220006_000000382045_00101_20696_8684.N1	13-FEB-2006 22:00:06	Straylight	38.000	70	Zet Pup	2.2460	39000.	76	20696	No
294	GOM_NL__2PRFIN20060213_220424_000000372045_00101_20696_8685.N1	13-FEB-2006 22:04:24	Straylight	37.000	132	15Rho Pup	2.8030	6900.0	74	20696	No
295	GOM_NL__2PRFIN20060213_221252_000000522045_00101_20696_8686.N1	13-FEB-2006 22:12:52	Bright	52.000	8	10Alp CMi	0.40000	6500.0	104	20696	No
296	GOM_NL__2PRFIN20060213_221910_000000372045_00101_20696_8687.N1	13-FEB-2006 22:19:10	Bright	36.500	17	78Bet Gem	1.1610	4500.0	73	20696	No
297	GOM_NL__2PRFIN20060213_223634_000000372045_00101_20696_8688.N1	13-FEB-2006 22:36:34	Bright	37.000	49	1Alp UMi	1.9900	6300.0	74	20696	No
298	GOM_NL__2PRFIN20060213_224327_000000352045_00101_20696_8689.N1	13-FEB-2006 22:43:27	Bright	35.000	89	5Alp Cep	2.4510	8000.0	70	20696	No
299	GOM_NL__2PRFIN20060213_224834_000000362045_00101_20696_8690.N1	13-FEB-2006 22:48:34	Bright	36.000	19	50Alp Cyg	1.2460	10500.	72	20696	No
300	GOM_NL__2PRFIN20060213_225011_000000362045_00101_20696_8691.N1	13-FEB-2006 22:50:11	Bright	36.000	66	37Gam Cyg	2.2080	5900.0	72	20696	No
301	GOM_NL__2PRFIN20060213_225823_000000342045_00101_20696_8692.N1	13-FEB-2006 22:58:23	Bright	34.000	168	17Zet Aql	2.9860	11000.	68	20696	No
302	GOM_NL__2PRFIN20060213_230935_000000412045_00101_20696_8693.N1	13-FEB-2006 23:09:35	Twilight	40.500	57	34Sig Sgr	2.0660	26000.	81	20696	No
303	GOM_NL__2PRFIN20060213_231219_000000422045_00101_20696_8694.N1	13-FEB-2006 23:12:19	Dark	42.000	38	20Eps Sgr	1.8360	11000.	84	20696	No
304	GOM_NL__2PRFIN20060213_231423_000000442045_00101_20696_8695.N1	13-FEB-2006 23:14:23	Dark	44.000	25	35Lam Sco	1.6200	28000.	88	20696	No
305	GOM_NL__2PRFIN20060213_231541_000000492045_00101_20696_8696.N1	13-FEB-2006 23:15:41	Dark	49.000	40	The Sco	1.8590	7100.0	98	20696	No
306	GOM_NL__2PRFIN20060213_231728_000000392045_00101_20696_8697.N1	13-FEB-2006 23:17:28	Dark	38.500	147	Alp Ara	2.8770	26000.	77	20696	No
307	GOM_NL__2PRFIN20060213_231856_000000392045_00101_20696_8698.N1	13-FEB-2006 23:18:56	Dark	39.000	141	Bet Ara	2.8400	4600.0	78	20696	No
308	GOM_NL__2PRFIN20060213_232501_000000472045_00102_20697_8677.N1	13-FEB-2006 23:25:01	Dark	46.500	4	Alp1Cen	-0.010000	5800.0	93	20697	No
309	GOM_NL__2PRFIN20060213_232620_000000162045_00102_20697_8678.N1	13-FEB-2006 23:26:20	Dark	16.000	10	Bet Cen	0.61000	28000.	32	20697	No
310	GOM_NL__2PRFIN20060213_232927_000000492045_00102_20697_8679.N1	13-FEB-2006 23:29:27	Dark	49.000	12	Alp1Cru	0.77500	30000.	98	20697	No
311	GOM_NL__2PRFIN20060213_233200_000000382045_00102_20697_8680.N1	13-FEB-2006 23:32:00	Dark	37.500	29	Bet Car	1.6720	10200.	75	20697	No
312	GOM_NL__2PRFIN20060213_233436_000000382045_00102_20697_8681.N1	13-FEB-2006 23:34:36	Dark	38.000	71	lot Car	2.2460	7700.0	76	20697	No
313	GOM_NL__2PRFIN20060213_233614_000000402045_00102_20697_8682.N1	13-FEB-2006 23:36:14	Dark	40.000	46	Del Vel	1.9540	10600.	80	20697	No
314	GOM_NL__2PRFIN20060213_233838_000000412045_00102_20697_8683.N1	13-FEB-2006 23:38:38	Straylight	41.000	34	Gam2Vel	1.7930	23000.	82	20697	No
315	GOM_NL__2PRFIN20060213_234042_000000382045_00102_20697_8684.N1	13-FEB-2006 23:40:42	Straylight	38.000	70	Zet Pup	2.2460	39000.	76	20697	No
316	GOM_NL__2PRFIN20060213_234500_000000392045_00102_20697_8685.N1	13-FEB-2006 23:45:00	Straylight	39.000	132	15Rho Pup	2.8030	6900.0	78	20697	No
317	GOM_NL__2PRFIN20060213_235328_000000502045_00102_20697_8686.N1	13-FEB-2006 23:53:28	Bright	50.000	8	10Alp CMi	0.40000	6500.0	100	20697	No
318	GOM_NL__2PRFIN20060213_235946_000000392045_00102_20697_8687.N1	13-FEB-2006 23:59:46	Bright	39.000	17	78Bet Gem	1.1610	4500.0	78	20697	No

3. Quality information per product

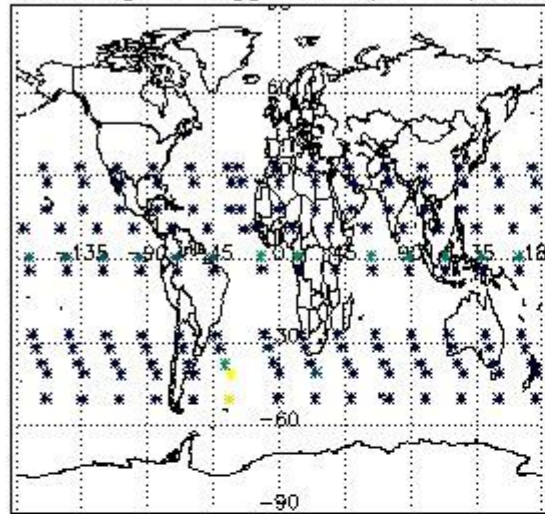
In this section it is plotted some information contained in the Quality Summary data set of the level 2 products. Only products in dark limb conditions and without errors (error flag in the MPH set to "0") are used.

3.1 Plot quality information per product (time dependant)

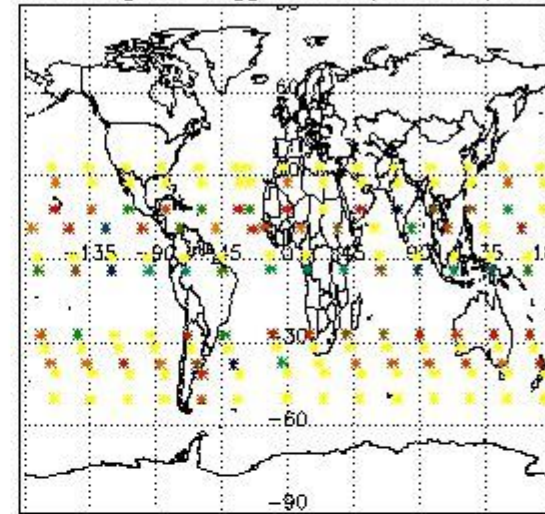


3.2 Plot quality information per product (world map)

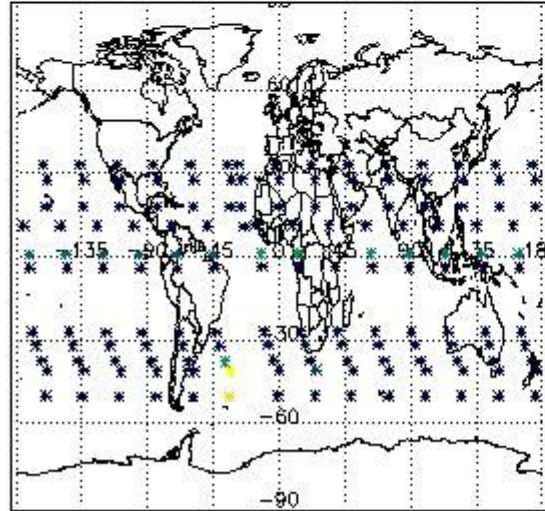
Percentage of flagged data per O3 profile



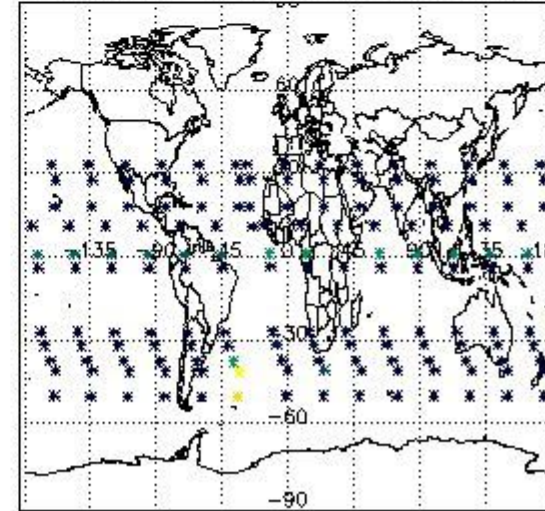
Percentage of flagged data per H2O profile



Percentage of flagged data per NO2 profile



Percentage of flagged data per NO3 profile

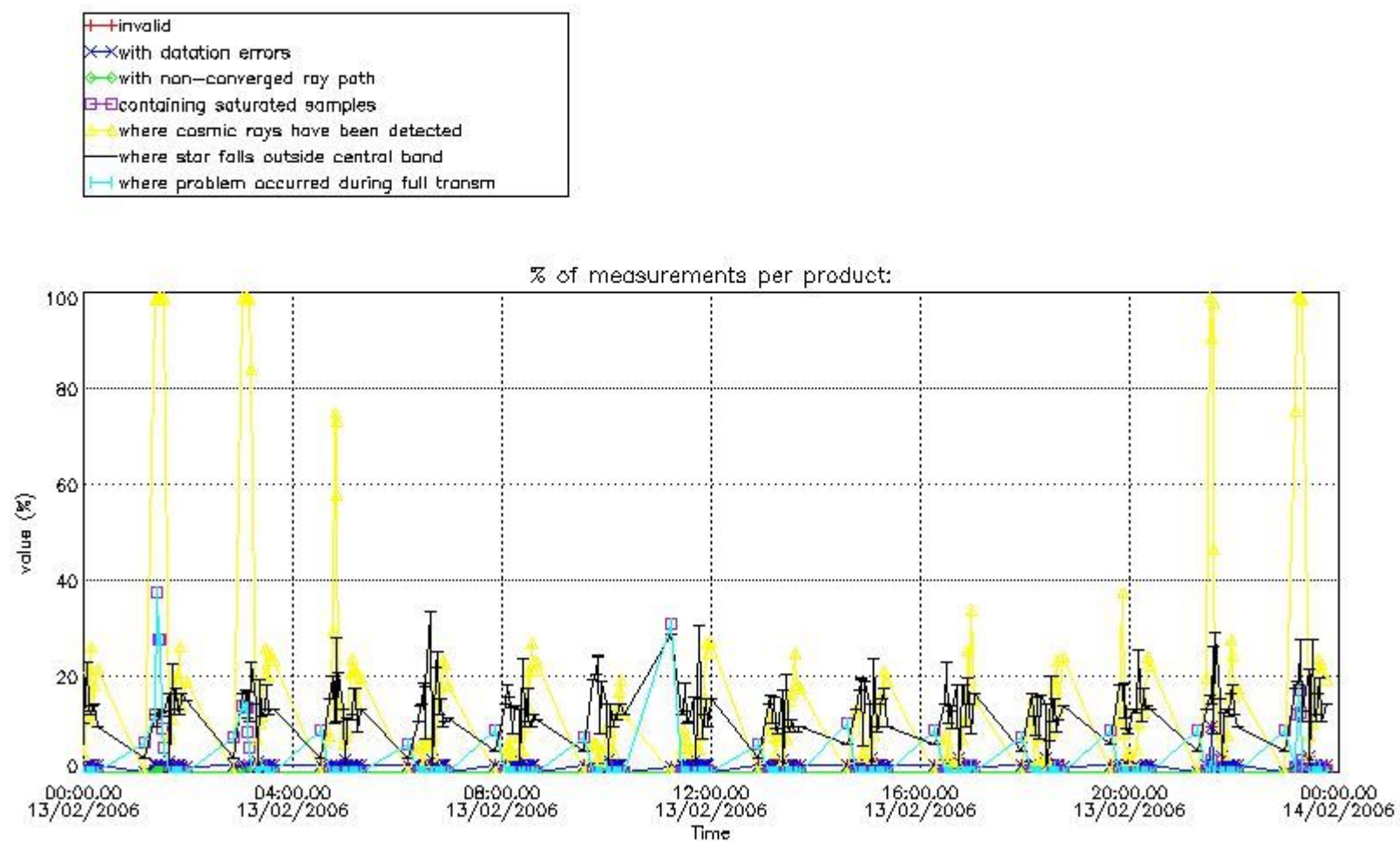


4. Level 1 quality information per product

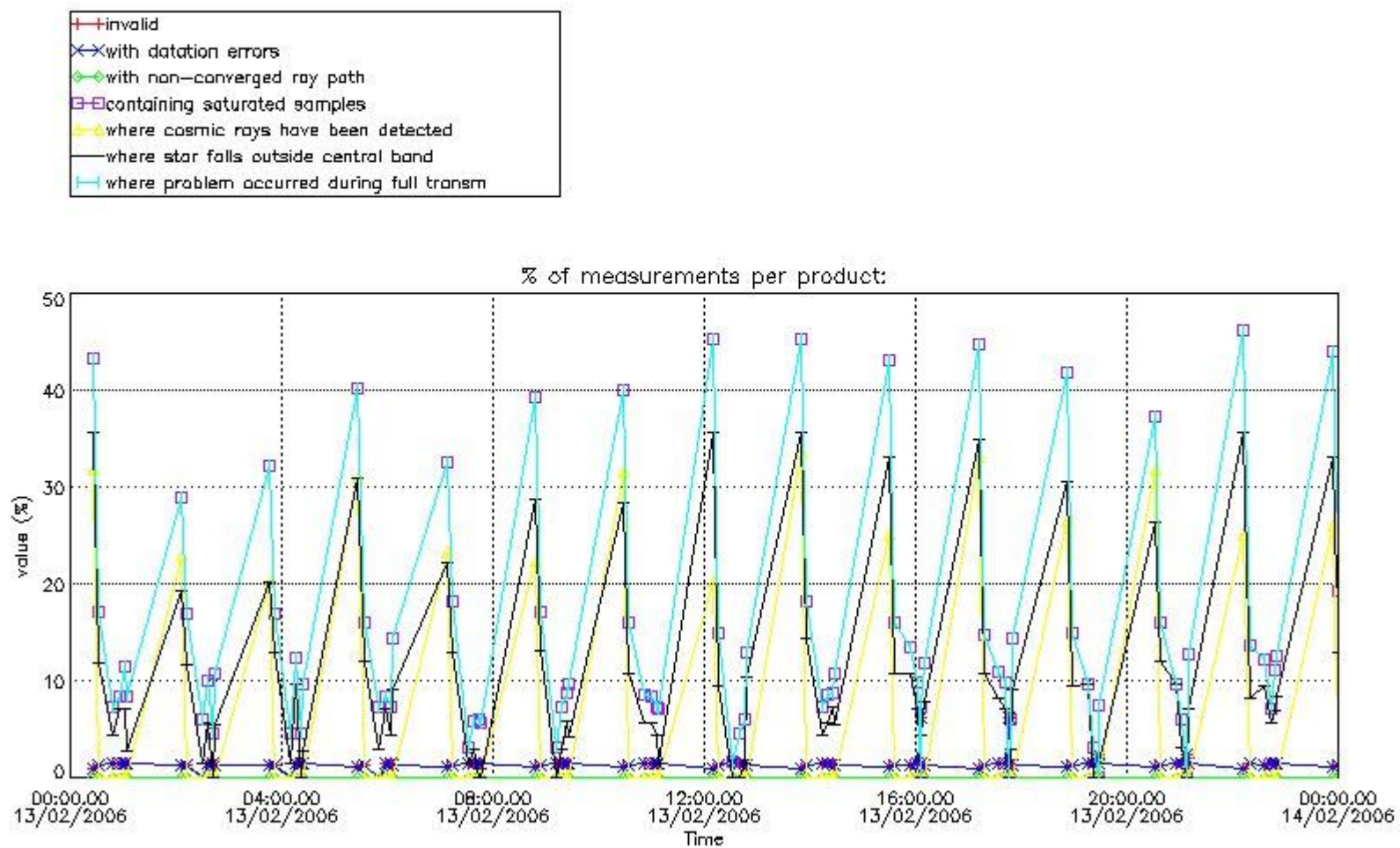
In this section it is plotted some information contained in the Quality Summary data set of the level 2 products that comes from the level 1b processing. Products without errors (error flag in the MPH set to "0") are used.

4.1 Plot quality information per product (time dependant) coming from level 1b processing

4.1.1 Plot level 1 quality information per product (time dependant): ENVISAT ASCENDING passes

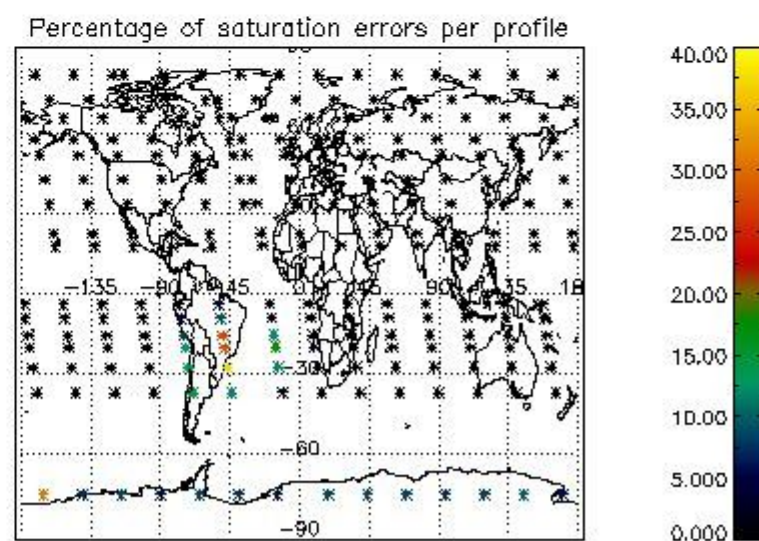
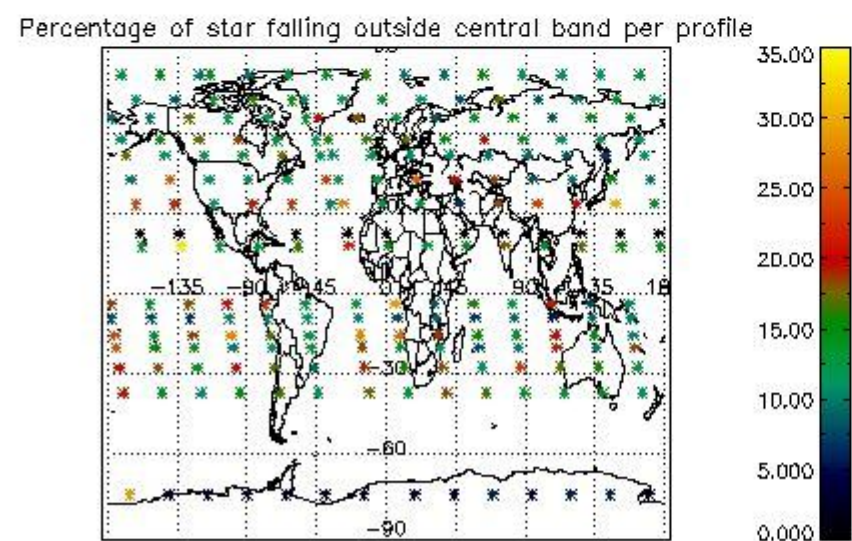
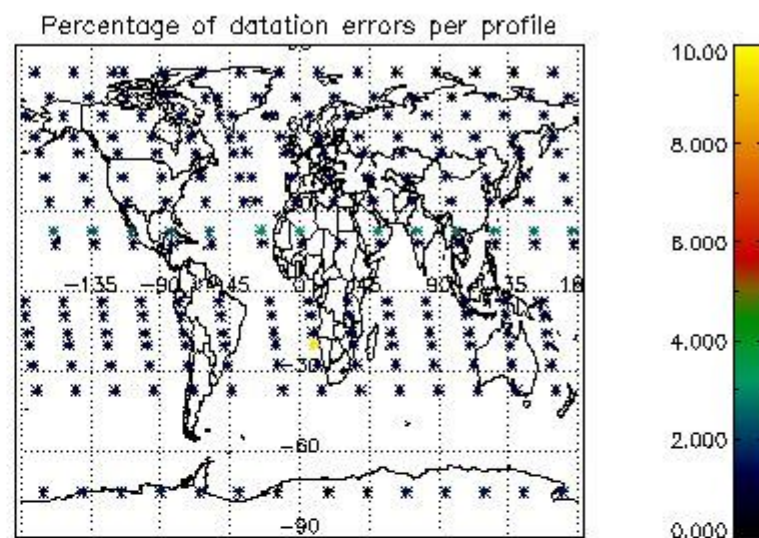
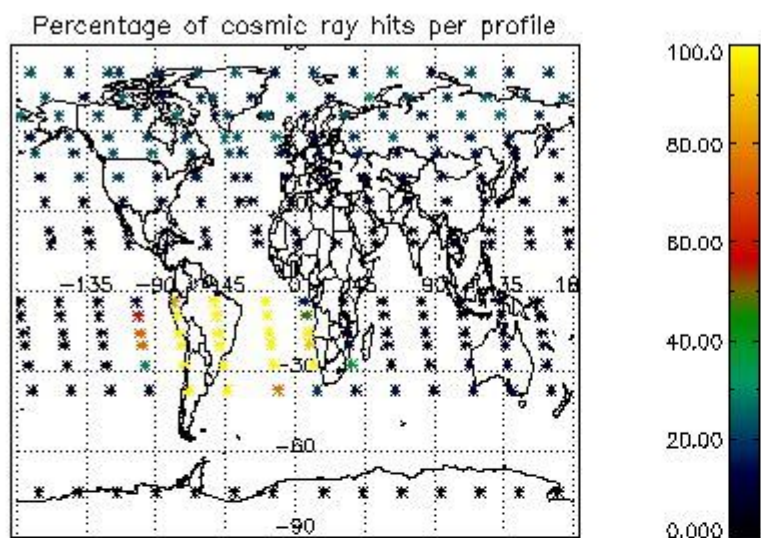


4.1.2 Plot level 1 quality information per product (time dependant): ENVI SAT DESCENDING passes

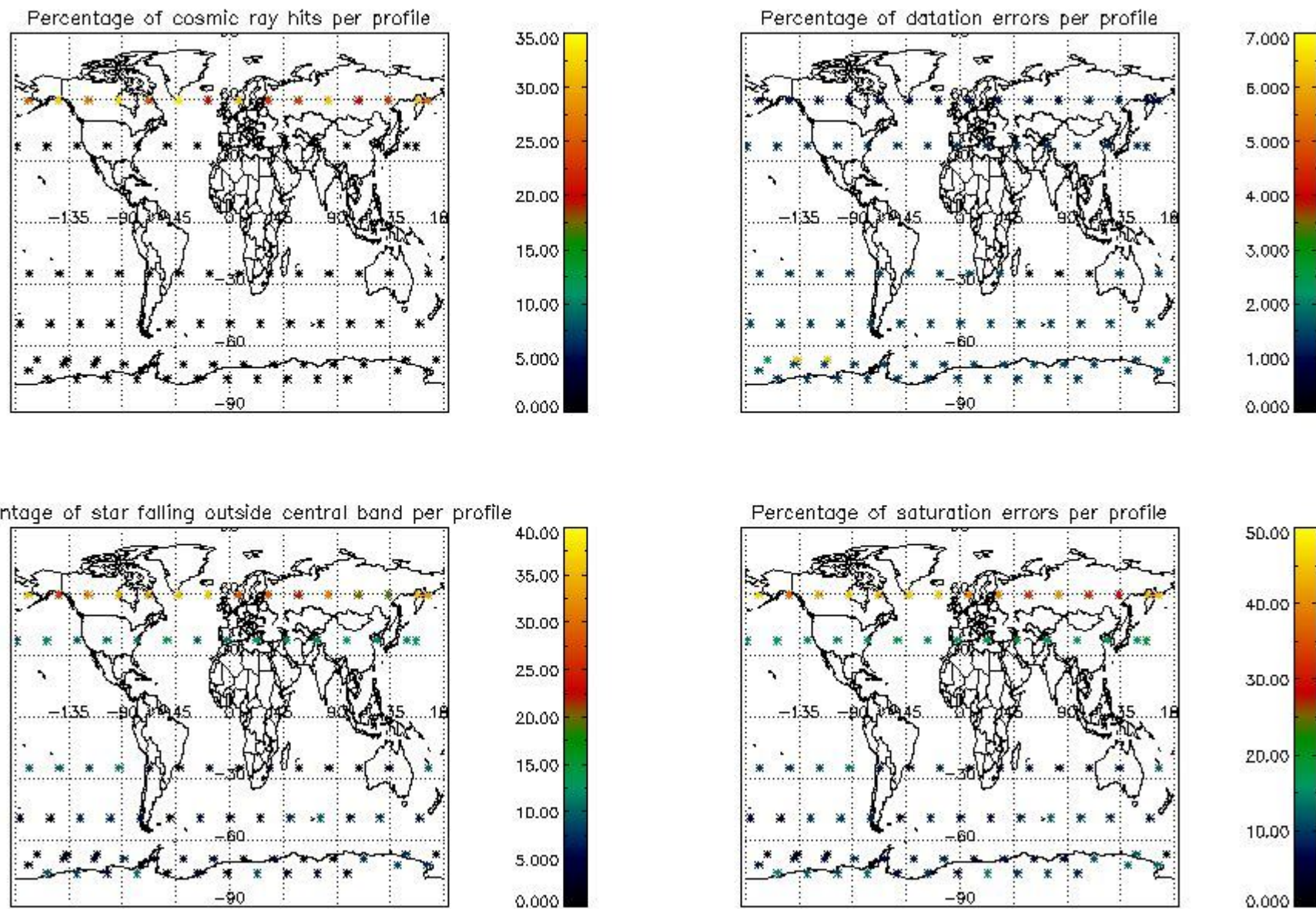


4.2 Plot quality information per product coming from level 1b processing (world map)

4.2.1 Plot level 1 quality information per product (world map): ENVISAT ASCENDING passes



4.2.2 Plot level 1 quality information per product (world map): ENVISAT DESCENDING passes



5. Trace gas profiles

5.1 Ozone statistics based on quality of products

The final quality of the products can be "measured" using the STD (Standard Deviation) attached to every point profile. This information is written to the parameter GOM_NL__2P/NL_LOCAL_SPECIES_DENSITY/o3_std of the level 2 products. The table below shows the statistics for given STD ranges.

The statistics are given with respect to the overall valid production:

- Products without fatal errors: GOM_NL__2P/MPH/PRODUCT_ERR=0
- Valid point profile: GOM_NL__2P/NL_LOCAL_SPECIES_DENSITY/pcd(0)=0

The 'Criteria' is applied to valid points of dark limb products:

- Products in dark limb illumination condition: GOM_NL__2P/NL_SUMMARY_QUALITY/obs_ill_cond=0
- Products without fatal errors: GOM_NL__2P/MPH/PRODUCT_ERR=0
- Valid point profile: GOM_NL__2P/NL_LOCAL_SPECIES_DENSITY/pcd(0)=0

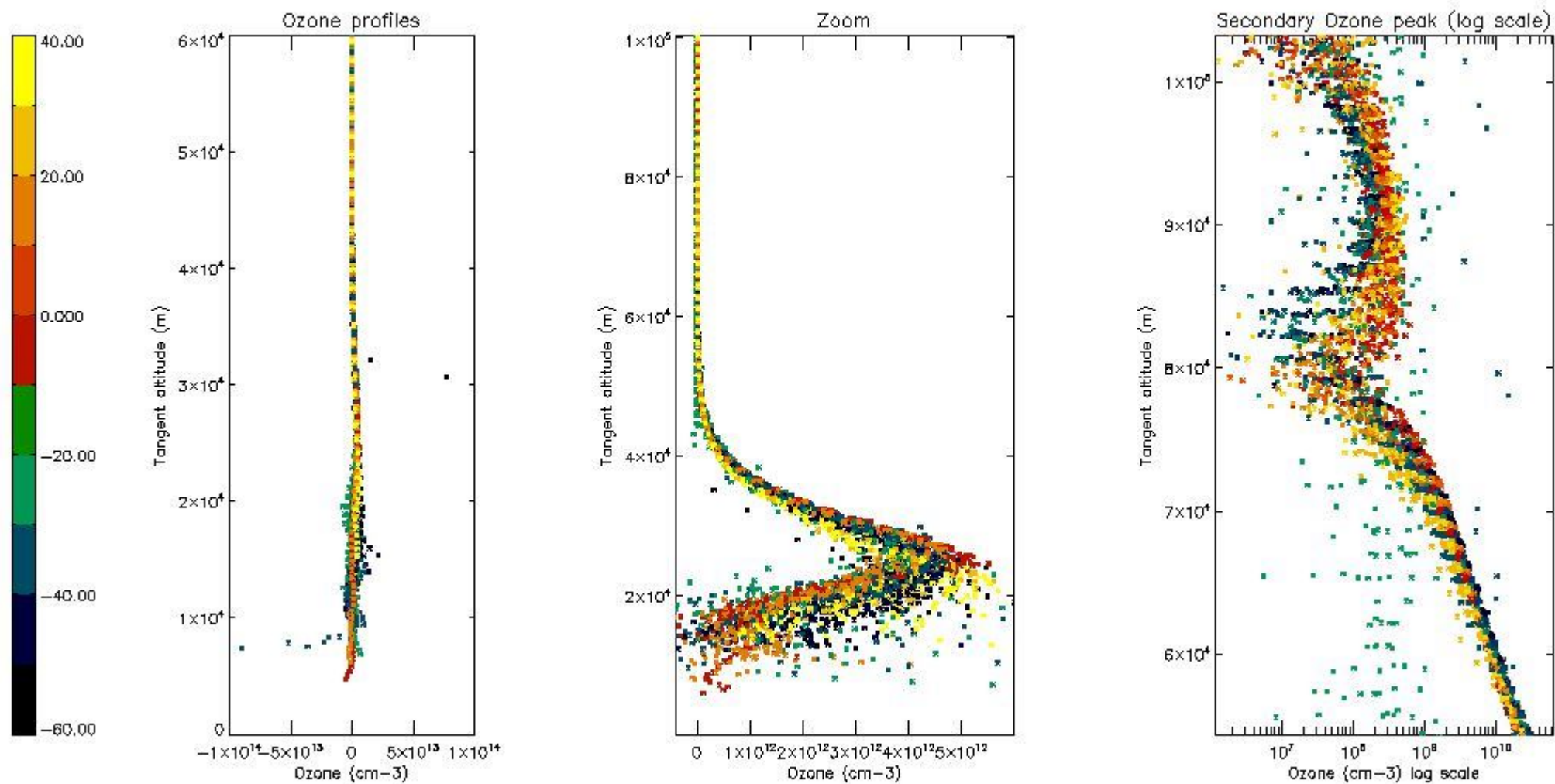
So, the table below shows the percentage of dark limb and valid observations for each criteria with respect to the overall valid daily observations.

Criteria	% of total production
All STD	51
STD < 20	30

STD < 10	24
STD < 5	17

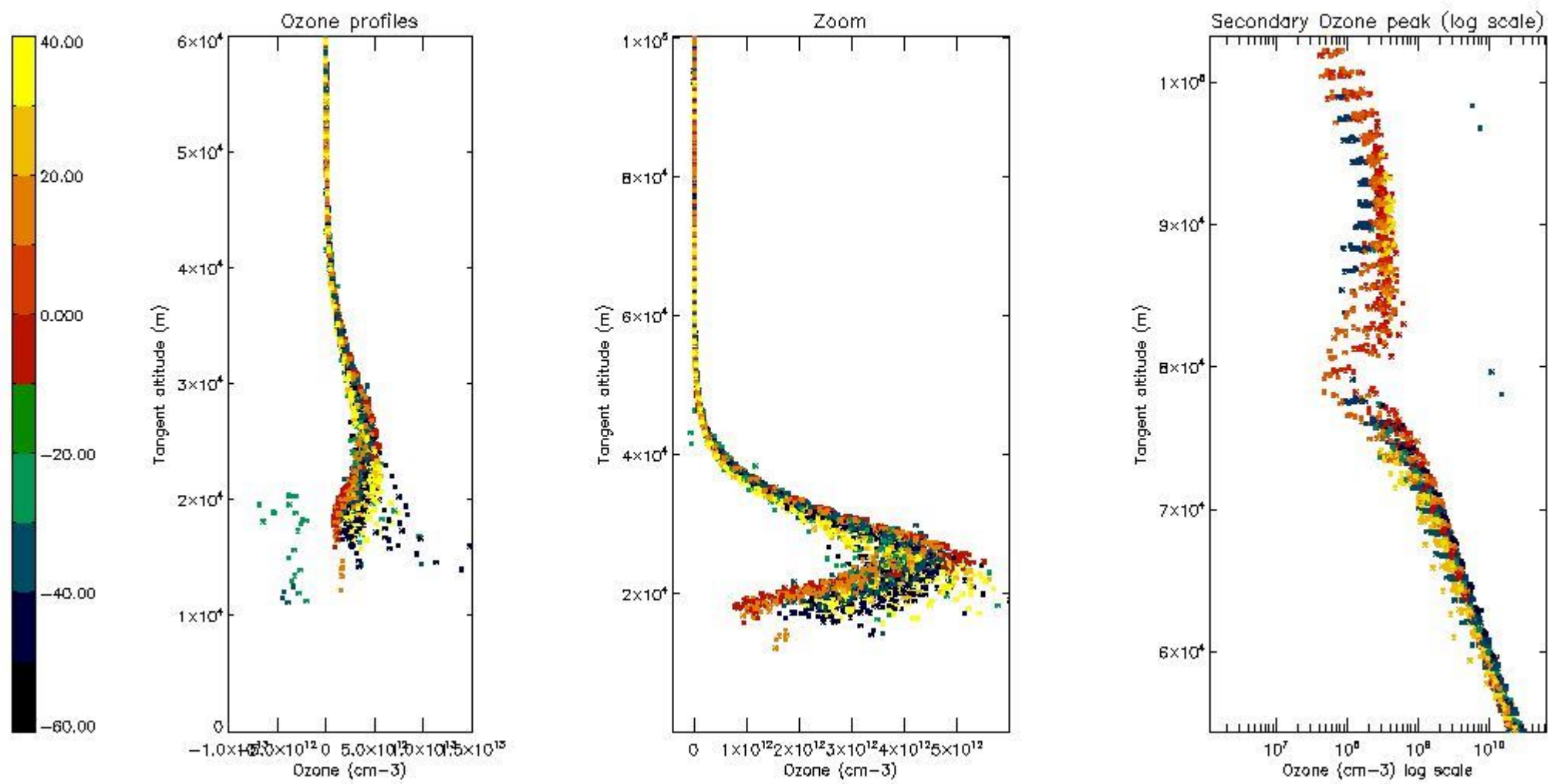
5.2 Plot ozone profiles for all STD (dark without errors)

The colorbar represents the latitude.



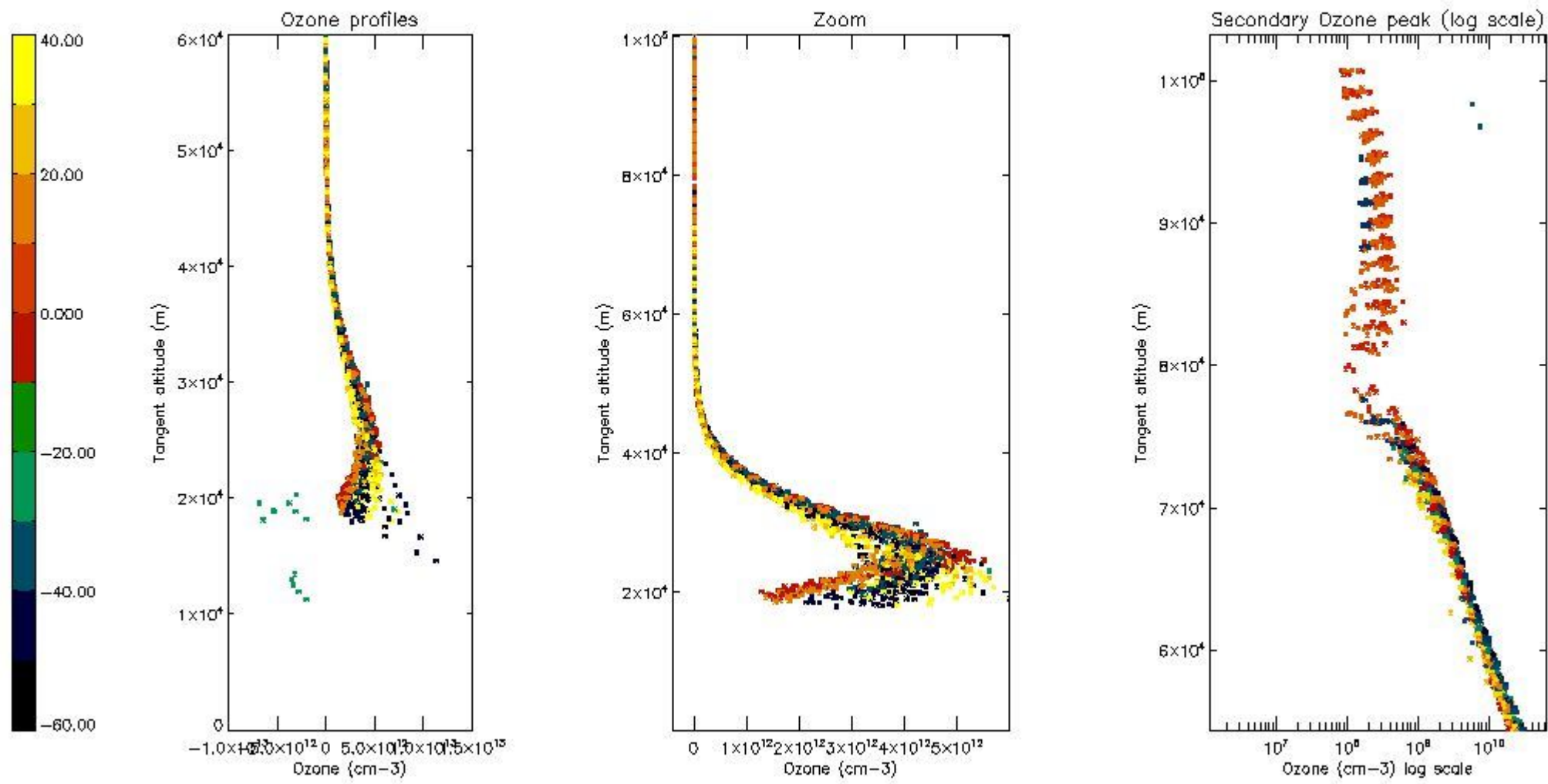
5.3 Plot ozone profiles where STD < 20% (dark without errors)

The colorbar represents the latitude.



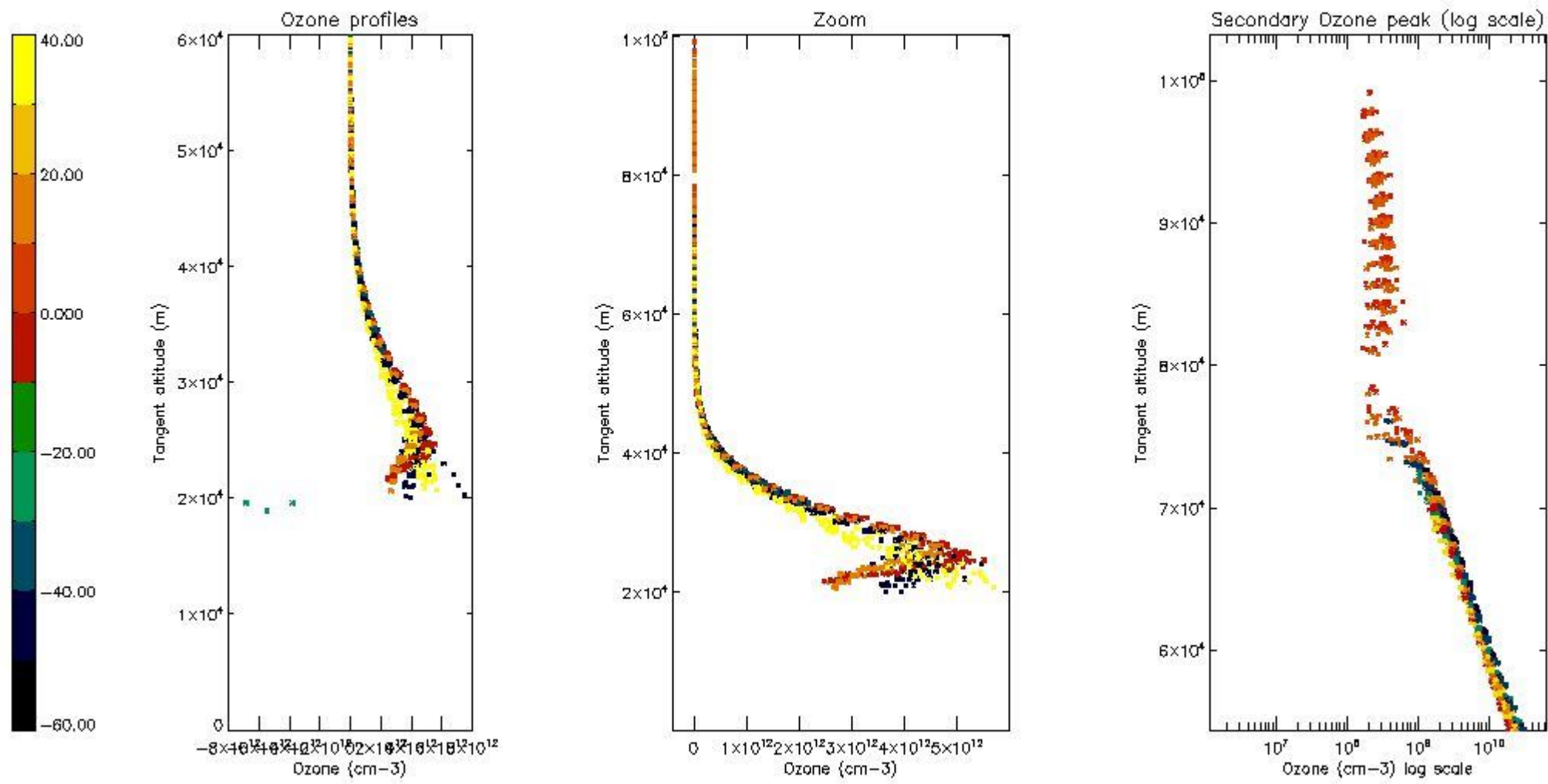
5.4 Plot ozone profiles where STD < 10% (dark without errors)

The colorbar represents the latitude.



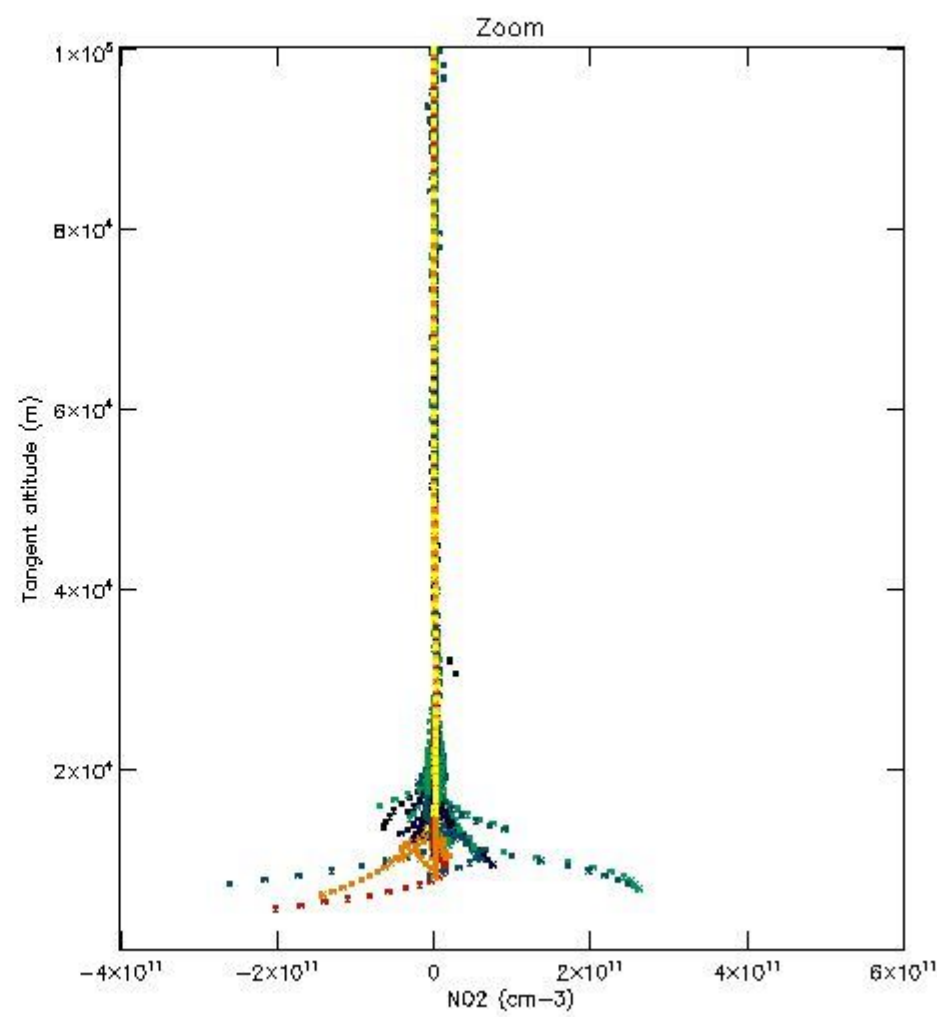
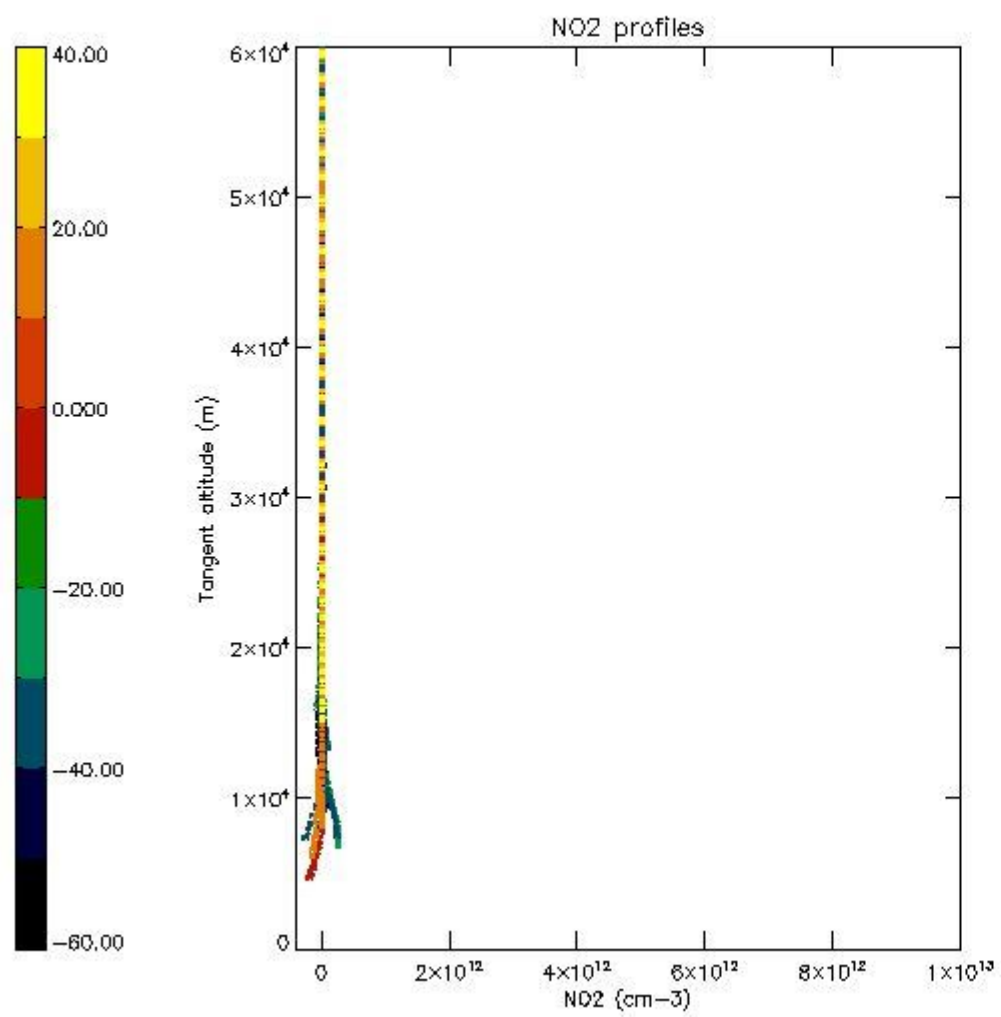
5.5 Plot ozone profiles where STD < 5% (dark without errors)

The colorbar represents the latitude.



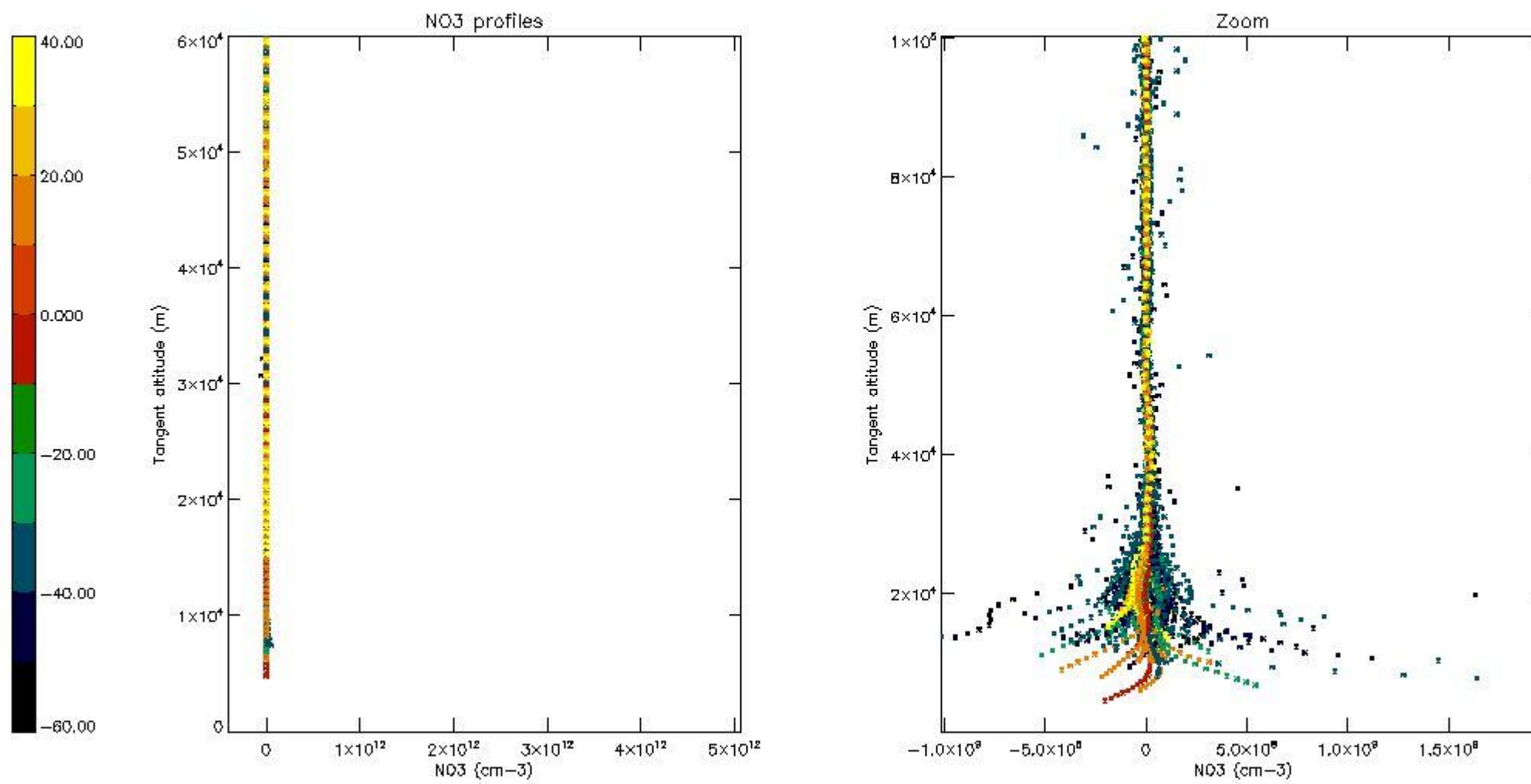
5.6 Plot NO₂ profiles for all STD (dark without errors)

The colorbar represents the latitude.



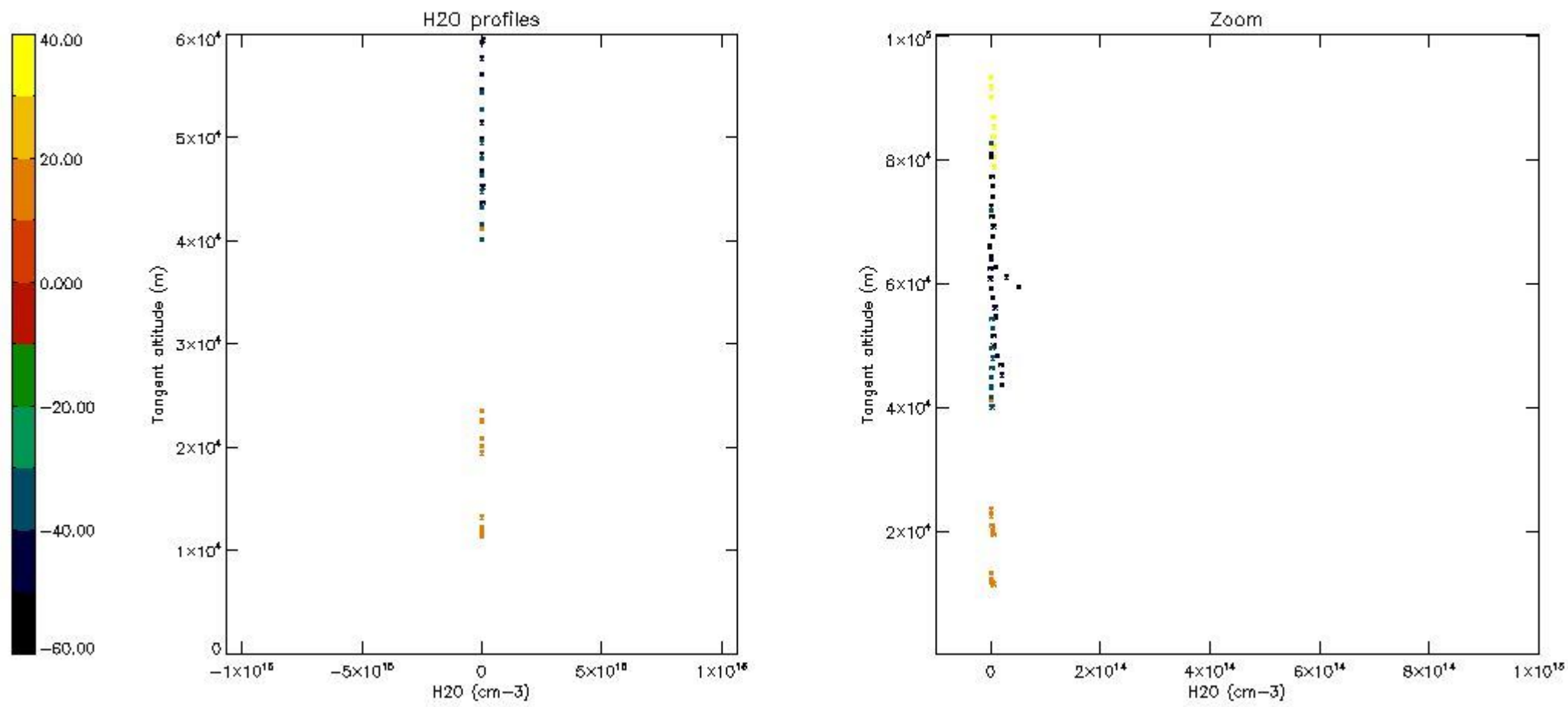
5.7 Plot NO3 profiles for all STD (dark without errors)

The colorbar represents the latitude.



5.8 Plot H2O profiles for all STD (only for occultations of stars 1,2,3,4,13,14,16,26,63 dark without errors)

The colorbar represents the latitude.



6. Auxiliary Data Files used for the production reported in section 2

The number reported in the third column indicates since which file (see list in section 2) the corresponding auxiliary file has been used. The fourth column is the date of those product files.

Type	Auxiliary Filename	Used since product	Used since product date
INST_PHYS_CHARACTERISTICS	GOM_INS_AXVIEC20091111_143220_20030716_120000_20500101_000000	1	13-FEB-2006 00:00:57
LEVEL-2_PROC_CONFIG	GOM_PR2_AXVIEC20091111_152718_20020301_000000_20500101_000000	1	13-FEB-2006 00:00:57
CROSS_SECTIONS_FILE	GOM_CRS_AXVIEC20091111_154832_20020301_000000_20500101_000000	1	13-FEB-2006 00:00:57

GOMOS Level 2 Daily Report

SUMMARY

[1. General Info](#)

[2. Summary of processed GOM_NL_2P products](#)

[3. Level 2 Quality information per product](#)

[3.1 Plot of level 2 quality information per product \(time dependant\)](#)

[3.2 Plot of level 2 quality information per product \(world map\)](#)

[4. Level 1 Quality information per product \(stored on level 2 products\)](#)

[4.1 Plot of level 1 quality information per product \(time dependant\)](#)

[4.1.1 Plot of level 1 quality information per product \(time dependant\): ASCENDING](#)

[4.1.2 Plot of level 1 quality information per product \(time dependant\): DESCENDING](#)

[4.2 Plot of level 1 quality information per product \(world map\)](#)

[4.2.1 Plot of level 1 quality information per product \(world map\): ASCENDING](#)

[4.2.2 Plot of level 1 quality information per product \(world map\): DESCENDING](#)

[5. Ozone profiles based on quality statistics and other trace gas profiles](#)

[5.1 Ozone statistics based on quality of products](#)

[5.2 Plot ozone profiles for all STD \(dark without errors\)](#)

[5.3 Plot ozone profiles where STD < 20% \(dark without errors\)](#)

[5.4. Plot ozone profiles where STD < 10% \(dark without errors\)](#)

[5.5. Plot ozone profiles where STD < 5% \(dark without errors\)](#)

[5.6 Plot NO2 profiles for all STD \(dark without errors\)](#)

[5.7 Plot NO3 profiles for all STD \(dark without errors\)](#)

[5.8 Plot H2O profiles \(only for occultations of stars 1,2,3,4,13,14,16,26,63 dark without errors\) for all STD](#)

[6. Auxiliary Data Files used for the production reported in section 2](#)

This report presents the daily analysis on parameters extracted from GOMOS level 2 data (GOM_NL__2P). It is intended to monitor some important parameters that will impact the quality of these products. A list of level 2 products (and content) that have arrived during the reporting day to the PCF is also given.

Item	Value
Time of report generation	22APR2013 15:41:22
Data source version	GOMOS/6.01
Start time of products	13-02-2006 (13FEB2006 00:00:00)
Stop time of products	14-02-2006 (14FEB2006 00:00:00)
Store outputs in DB	Yes
Nb of level 2 prods	318
Nb of prods with errors	0

2. Summary of processed GOM_NL__2P products.

Nr	Filename	UTC Start time	Limb	Duration	Star Id	Star Name	Star Mag	Star Temp	Nb Meas	Orbit	Prod. error
1	GOM_NL__2PRFIN20060213_000057_000000402045_00088_20683_8639.N1	13-FEB-2006 00:00:57	Dark	39.500	12	Alp1Cru	0.77500	30000.	79	20683	No
2	GOM_NL__2PRFIN20060213_000334_000000442045_00088_20683_8640.N1	13-FEB-2006 00:03:34	Dark	43.500	29	Bet Car	1.6720	10200.	87	20683	No
3	GOM_NL__2PRFIN20060213_000610_000000392045_00088_20683_8641.N1	13-FEB-2006 00:06:10	Dark	39.000	71	lot Car	2.2460	7700.0	78	20683	No
4	GOM_NL__2PRFIN20060213_000748_000000382045_00088_20683_8642.N1	13-FEB-2006 00:07:48	Dark	38.000	46	Del Vel	1.9540	10600.	76	20683	No
5	GOM_NL__2PRFIN20060213_001013_000000402045_00088_20683_8643.N1	13-FEB-2006 00:10:13	Straylight	39.500	34	Gam2Vel	1.7930	23000.	79	20683	No
6	GOM_NL__2PRFIN20060213_001217_000000392045_00088_20683_8644.N1	13-FEB-2006 00:12:17	Straylight	38.500	70	Zet Pup	2.2460	39000.	77	20683	No
7	GOM_NL__2PRFIN20060213_001635_000000372045_00088_20683_8645.N1	13-FEB-2006 00:16:35	Straylight	37.000	132	15Rho Pup	2.8030	6900.0	74	20683	No
8	GOM_NL__2PRFIN20060213_002503_000000522045_00088_20683_8646.N1	13-FEB-2006 00:25:03	Bright	52.000	8	10Alp CMi	0.40000	6500.0	104	20683	No
9	GOM_NL__2PRFIN20060213_003122_000000382045_00088_20683_8647.N1	13-FEB-2006 00:31:22	Bright	38.000	17	78Bet Gem	1.1610	4500.0	76	20683	No
10	GOM_NL__2PRFIN20060213_004847_000000342045_00088_20683_8648.N1	13-FEB-2006 00:48:47	Bright	34.000	49	1Alp UMi	1.9900	6300.0	68	20683	No
11	GOM_NL__2PRFIN20060213_005537_000000362045_00088_20683_8649.N1	13-FEB-2006 00:55:37	Bright	35.500	89	5Alp Cep	2.4510	8000.0	71	20683	No
12	GOM_NL__2PRFIN20060213_010124_000000352045_00088_20683_8650.N1	13-FEB-2006 01:01:24	Bright	35.000	144	18Del Cyg	2.8600	11000.	70	20683	No
13	GOM_NL__2PRFIN20060213_010342_000000362045_00088_20683_8651.N1	13-FEB-2006 01:03:42	Bright	36.000	5	3Alp Lyr	0.033000	11000.	72	20683	No
14	GOM_NL__2PRFIN20060213_011033_000000332045_00088_20683_8652.N1	13-FEB-2006 01:10:33	Bright	33.000	168	17Zet Aql	2.9860	11000.	66	20683	No
15	GOM_NL__2PRFIN20060213_012145_000000382045_00088_20683_8653.N1	13-FEB-2006 01:21:45	Twilight	38.000	57	34Sig Sgr	2.0660	26000.	76	20683	No
16	GOM_NL__2PRFIN20060213_012427_000000382045_00088_20683_8654.N1	13-FEB-2006 01:24:27	Dark	37.500	38	20Eps Sgr	1.8360	11000.	75	20683	No
17	GOM_NL__2PRFIN20060213_012629_000000422045_00088_20683_8655.N1	13-FEB-2006 01:26:29	Dark	41.500	25	35Lam Sco	1.6200	28000.	83	20683	No
18	GOM_NL__2PRFIN20060213_012748_000000402045_00088_20683_8656.N1	13-FEB-2006 01:27:48	Dark	40.000	40	The Sco	1.8590	7100.0	80	20683	No
19	GOM_NL__2PRFIN20060213_012935_000000392045_00088_20683_8657.N1	13-FEB-2006 01:29:35	Dark	39.000	147	Alp Ara	2.8770	26000.	78	20683	No
20	GOM_NL__2PRFIN20060213_013103_000000402045_00088_20683_8658.N1	13-FEB-2006 01:31:03	Dark	39.500	141	Bet Ara	2.8400	4600.0	79	20683	No
21	GOM_NL__2PRFIN20060213_013706_000000432045_00089_20684_8657.N1	13-FEB-2006 01:37:06	Dark	43.000	4	Alp1Cen	-0.010000	5800.0	86	20684	No
22	GOM_NL__2PRFIN20060213_013824_000000222045_00089_20684_8658.N1	13-FEB-2006 01:38:24	Dark	22.000	10	Bet Cen	0.61000	28000.	44	20684	No
23	GOM_NL__2PRFIN20060213_014133_000000472045_00089_20684_8659.N1	13-FEB-2006 01:41:33	Dark	46.500	12	Alp1Cru	0.77500	30000.	93	20684	No
24	GOM_NL__2PRFIN20060213_014410_000000382045_00089_20684_8660.N1	13-FEB-2006 01:44:10	Dark	37.500	29	Bet Car	1.6720	10200.	75	20684	No
25	GOM_NL__2PRFIN20060213_014646_000000412045_00089_20684_8661.N1	13-FEB-2006 01:46:46	Dark	40.500	71	lot Car	2.2460	7700.0	81	20684	No
26	GOM_NL__2PRFIN20060213_014825_000000392045_00089_20684_8662.N1	13-FEB-2006 01:48:25	Dark	38.500	46	Del Vel	1.9540	10600.	77	20684	No
27	GOM_NL__2PRFIN20060213_015049_000000382045_00089_20684_8663.N1	13-FEB-2006 01:50:49	Straylight	38.000	34	Gam2Vel	1.7930	23000.	76	20684	No
28	GOM_NL__2PRFIN20060213_015253_000000402045_00089_20684_8664.N1	13-FEB-2006 01:52:53	Straylight	40.000	70	Zet Pup	2.2460	39000.	80	20684	No
29	GOM_NL__2PRFIN20060213_015711_000000402045_00089_20684_8665.N1	13-FEB-2006 01:57:11	Straylight	40.000	132	15Rho Pup	2.8030	6900.0	80	20684	No
30	GOM_NL__2PRFIN20060213_020539_000000422045_00089_20684_8666.N1	13-FEB-2006 02:05:39	Bright	41.500	8	10Alp CMi	0.40000	6500.0	83	20684	No
31	GOM_NL__2PRFIN20060213_021158_000000392045_00089_20684_8667.N1	13-FEB-2006 02:11:58	Bright	38.500	17	78Bet Gem	1.1610	4500.0	77	20684	No
32	GOM_NL__2PRFIN20060213_022923_000000342045_00089_20684_8668.N1	13-FEB-2006 02:29:23	Bright	33.500	49	1Alp UMi	1.9900	6300.0	67	20684	No
33	GOM_NL__2PRFIN20060213_023613_000000352045_00089_20684_8669.N1	13-FEB-2006 02:36:13	Bright	35.000	89	5Alp Cep	2.4510	8000.0	70	20684	No
34	GOM_NL__2PRFIN20060213_024200_000000332045_00089_20684_8670.N1	13-FEB-2006 02:42:00	Bright	32.500	144	18Del Cyg	2.8600	11000.	65	20684	No
35	GOM_NL__2PRFIN20060213_024418_000000372045_00089_20684_8671.N1	13-FEB-2006 02:44:18	Bright	37.000	5	3Alp Lyr	0.033000	11000.	74	20684	No
36	GOM_NL__2PRFIN20060213_025109_000000342045_00089_20684_8672.N1	13-FEB-2006 02:51:09	Bright	34.000	168	17Zet Aql	2.9860	11000.	68	20684	No
37	GOM_NL__2PRFIN20060213_030221_000000402045_00089_20684_8673.N1	13-FEB-2006 03:02:21	Twilight	39.500	57	34Sig Sgr	2.0660	26000.	79	20684	No
38	GOM_NL__2PRFIN20060213_030504_000000412045_00089_20684_8674.N1	13-FEB-2006 03:05:04	Dark	41.000	38	20Eps Sgr	1.8360	11000.	82	20684	No
39	GOM_NL__2PRFIN20060213_030706_000000412045_00089_20684_8675.N1	13-FEB-2006 03:07:06	Dark	40.500	25	35Lam Sco	1.6200	28000.	81	20684	No
40	GOM_NL__2PRFIN20060213_030824_000000422045_00089_20684_8676.N1	13-FEB-2006 03:08:24	Dark	42.000	40	The Sco	1.8590	7100.0	84	20684	No
41	GOM_NL__2PRFIN20060213_031012_000000392045_00089_20684_8677.N1	13-FEB-2006 03:10:12	Dark	38.500	147	Alp Ara	2.8770	26000.	77	20684	No
42	GOM_NL__2PRFIN20060213_031140_000000442045_00089_20684_8678.N1	13-FEB-2006 03:11:40	Dark	44.000	141	Bet Ara	2.8400	4600.0	88	20684	No

43	GOM_NL__2PRFIN20060213_031743_000000432045_00090_20685_8657.N1	13-FEB-2006 03:17:43	Dark	42.500	4	Alp1Cen	-0.010000	5800.0	85	20685	No
44	GOM_NL__2PRFIN20060213_031901_000000222045_00090_20685_8658.N1	13-FEB-2006 03:19:01	Dark	22.000	10	Bet Cen	0.61000	28000.	44	20685	No
45	GOM_NL__2PRFIN20060213_032210_000000452045_00090_20685_8659.N1	13-FEB-2006 03:22:10	Dark	44.500	12	Alp1Cru	0.77500	30000.	89	20685	No
46	GOM_NL__2PRFIN20060213_032447_000000392045_00090_20685_8660.N1	13-FEB-2006 03:24:47	Dark	38.500	29	Bet Car	1.6720	10200.	77	20685	No
47	GOM_NL__2PRFIN20060213_032722_000000392045_00090_20685_8661.N1	13-FEB-2006 03:27:22	Dark	38.500	71	lot Car	2.2460	7700.0	77	20685	No
48	GOM_NL__2PRFIN20060213_032901_000000412045_00090_20685_8662.N1	13-FEB-2006 03:29:01	Dark	41.000	46	Del Vel	1.9540	10600.	82	20685	No
49	GOM_NL__2PRFIN20060213_033125_000000382045_00090_20685_8663.N1	13-FEB-2006 03:31:25	Straylight	37.500	34	Gam2Vel	1.7930	23000.	75	20685	No
50	GOM_NL__2PRFIN20060213_033329_000000392045_00090_20685_8664.N1	13-FEB-2006 03:33:29	Straylight	38.500	70	Zet Pup	2.2460	39000.	77	20685	No
51	GOM_NL__2PRFIN20060213_033747_000000392045_00090_20685_8665.N1	13-FEB-2006 03:37:47	Straylight	38.500	132	15Rho Pup	2.8030	6900.0	77	20685	No
52	GOM_NL__2PRFIN20060213_034615_000000422045_00090_20685_8666.N1	13-FEB-2006 03:46:15	Bright	42.000	8	10Alp CMi	0.40000	6500.0	84	20685	No
53	GOM_NL__2PRFIN20060213_035234_000000392045_00090_20685_8667.N1	13-FEB-2006 03:52:34	Bright	38.500	17	78Bet Gem	1.1610	4500.0	77	20685	No
54	GOM_NL__2PRFIN20060213_040959_000000332045_00090_20685_8668.N1	13-FEB-2006 04:09:59	Bright	33.000	49	1Alp UMi	1.9900	6300.0	66	20685	No
55	GOM_NL__2PRFIN20060213_041649_000000372045_00090_20685_8669.N1	13-FEB-2006 04:16:49	Bright	36.500	89	5Alp Cep	2.4510	8000.0	73	20685	No
56	GOM_NL__2PRFIN20060213_042237_000000332045_00090_20685_8670.N1	13-FEB-2006 04:22:37	Bright	32.500	144	18Del Cyg	2.8600	11000.	65	20685	No
57	GOM_NL__2PRFIN20060213_042454_000000372045_00090_20685_8671.N1	13-FEB-2006 04:24:54	Bright	36.500	5	3Alp Lyr	0.033000	11000.	73	20685	No
58	GOM_NL__2PRFIN20060213_043145_000000352045_00090_20685_8672.N1	13-FEB-2006 04:31:45	Bright	34.500	168	17Zet Aql	2.9860	11000.	69	20685	No
59	GOM_NL__2PRFIN20060213_044257_000000402045_00090_20685_8673.N1	13-FEB-2006 04:42:57	Twilight	39.500	57	34Sig Sgr	2.0660	26000.	79	20685	No
60	GOM_NL__2PRFIN20060213_044540_000000432045_00090_20685_8674.N1	13-FEB-2006 04:45:40	Dark	42.500	38	20Eps Sgr	1.8360	11000.	85	20685	No
61	GOM_NL__2PRFIN20060213_044742_000000402045_00090_20685_8675.N1	13-FEB-2006 04:47:42	Dark	40.000	25	35Lam Sco	1.6200	28000.	80	20685	No
62	GOM_NL__2PRFIN20060213_044901_000000492045_00090_20685_8676.N1	13-FEB-2006 04:49:01	Dark	48.500	40	The Sco	1.8590	7100.0	97	20685	No
63	GOM_NL__2PRFIN20060213_045048_000000382045_00090_20685_8677.N1	13-FEB-2006 04:50:48	Dark	38.000	147	Alp Ara	2.8770	26000.	76	20685	No
64	GOM_NL__2PRFIN20060213_045216_000000442045_00090_20685_8678.N1	13-FEB-2006 04:52:16	Dark	43.500	141	Bet Ara	2.8400	4600.0	87	20685	No
65	GOM_NL__2PRFIN20060213_045819_000000422045_00091_20686_8657.N1	13-FEB-2006 04:58:19	Dark	42.000	4	Alp1Cen	-0.010000	5800.0	84	20686	No
66	GOM_NL__2PRFIN20060213_045938_000000212045_00091_20686_8658.N1	13-FEB-2006 04:59:38	Dark	21.000	10	Bet Cen	0.61000	28000.	42	20686	No
67	GOM_NL__2PRFIN20060213_050246_000000412045_00091_20686_8659.N1	13-FEB-2006 05:02:46	Dark	40.500	12	Alp1Cru	0.77500	30000.	81	20686	No
68	GOM_NL__2PRFIN20060213_050523_000000372045_00091_20686_8660.N1	13-FEB-2006 05:05:23	Dark	36.500	29	Bet Car	1.6720	10200.	73	20686	No
69	GOM_NL__2PRFIN20060213_050758_000000382045_00091_20686_8661.N1	13-FEB-2006 05:07:58	Dark	38.000	71	lot Car	2.2460	7700.0	76	20686	No
70	GOM_NL__2PRFIN20060213_050937_000000402045_00091_20686_8662.N1	13-FEB-2006 05:09:37	Dark	40.000	46	Del Vel	1.9540	10600.	80	20686	No
71	GOM_NL__2PRFIN20060213_051201_000000412045_00091_20686_8663.N1	13-FEB-2006 05:12:01	Straylight	40.500	34	Gam2Vel	1.7930	23000.	81	20686	No
72	GOM_NL__2PRFIN20060213_051405_000000372045_00091_20686_8664.N1	13-FEB-2006 05:14:05	Straylight	36.500	70	Zet Pup	2.2460	39000.	73	20686	No
73	GOM_NL__2PRFIN20060213_051823_000000392045_00091_20686_8665.N1	13-FEB-2006 05:18:23	Straylight	38.500	132	15Rho Pup	2.8030	6900.0	77	20686	No
74	GOM_NL__2PRFIN20060213_052651_000000492045_00091_20686_8666.N1	13-FEB-2006 05:26:51	Bright	48.500	8	10Alp CMi	0.40000	6500.0	97	20686	No
75	GOM_NL__2PRFIN20060213_053311_000000382045_00091_20686_8667.N1	13-FEB-2006 05:33:11	Bright	37.500	17	78Bet Gem	1.1610	4500.0	75	20686	No
76	GOM_NL__2PRFIN20060213_055035_000000352045_00091_20686_8668.N1	13-FEB-2006 05:50:35	Bright	34.500	49	1Alp UMi	1.9900	6300.0	69	20686	No
77	GOM_NL__2PRFIN20060213_055726_000000362045_00091_20686_8669.N1	13-FEB-2006 05:57:26	Bright	35.500	89	5Alp Cep	2.4510	8000.0	71	20686	No
78	GOM_NL__2PRFIN20060213_060313_000000342045_00091_20686_8670.N1	13-FEB-2006 06:03:13	Bright	34.000	144	18Del Cyg	2.8600	11000.	68	20686	No
79	GOM_NL__2PRFIN20060213_060530_000000392045_00091_20686_8671.N1	13-FEB-2006 06:05:30	Bright	38.500	5	3Alp Lyr	0.033000	11000.	77	20686	No
80	GOM_NL__2PRFIN20060213_061222_000000342045_00091_20686_8672.N1	13-FEB-2006 06:12:22	Bright	33.500	168	17Zet Aql	2.9860	11000.	67	20686	No
81	GOM_NL__2PRFIN20060213_062333_000000382045_00091_20686_8673.N1	13-FEB-2006 06:23:33	Twilight	37.500	57	34Sig Sgr	2.0660	26000.	75	20686	No
82	GOM_NL__2PRFIN20060213_062616_000000402045_00091_20686_8674.N1	13-FEB-2006 06:26:16	Dark	39.500	38	20Eps Sgr	1.8360	11000.	79	20686	No
83	GOM_NL__2PRFIN20060213_062819_000000422045_00091_20686_8675.N1	13-FEB-2006 06:28:19	Dark	42.000	25	35Lam Sco	1.6200	28000.	84	20686	No
84	GOM_NL__2PRFIN20060213_062937_000000432045_00091_20686_8676.N1	13-FEB-2006 06:29:37	Dark	43.000	40	The Sco	1.8590	7100.0	86	20686	No
85	GOM_NL__2PRFIN20060213_063124_000000372045_00091_20686_8677.N1	13-FEB-2006 06:31:24	Dark	37.000	147	Alp Ara	2.8770	26000.	74	20686	No
86	GOM_NL__2PRFIN20060213_063253_000000422045_00091_20686_8678.N1	13-FEB-2006 06:32:53	Dark	42.000	141	Bet Ara	2.8400	4600.0	84	20686	No
87	GOM_NL__2PRFIN20060213_063856_000000542045_00092_20687_8657.N1	13-FEB-2006 06:38:56	Dark	54.000	4	Alp1Cen	-0.010000	5800.0	108	20687	No
88	GOM_NL__2PRFIN20060213_064014_000000212045_00092_20687_8658.N1	13-FEB-2006 06:40:14	Dark	21.000	10	Bet Cen	0.61000	28000.	42	20687	No
89	GOM_NL__2PRFIN20060213_064323_000000462045_00092_20687_8659.N1	13-FEB-2006 06:43:23	Dark	45.500	12	Alp1Cru	0.77500	30000.	91	20687	No
90	GOM_NL__2PRFIN20060213_064559_000000442045_00092_20687_8660.N1	13-FEB-2006 06:45:59	Dark	44.000	29	Bet Car	1.6720	10200.	88	20687	No
91	GOM_NL__2PRFIN20060213_064835_000000382045_00092_20687_8661.N1	13-FEB-2006 06:48:35	Dark	38.000	71	lot Car	2.2460	7700.0	76	20687	No
92	GOM_NL__2PRFIN20060213_065013_000000392045_00092_20687_8662.N1	13-FEB-2006 06:50:13	Dark	39.000	46	Del Vel	1.9540	10600.	78	20687	No
93	GOM_NL__2PRFIN20060213_065237_000000372045_00092_20687_8663.N1	13-FEB-2006 06:52:37	Straylight	36.500	34	Gam2Vel	1.7930	23000.	73	20687	No
94	GOM_NL__2PRFIN20060213_065442_000000382045_00092_20687_8664.N1	13-FEB-2006 06:54:42	Straylight	37.500	70	Zet Pup	2.2460	39000.	75	20687	No
95	GOM_NL__2PRFIN20060213_065859_000000362045_00092_20687_8665.N1	13-FEB-2006 06:58:59	Straylight	36.000	132	15Rho Pup	2.8030	6900.0	72	20687	No
96	GOM_NL__2PRFIN20060213_070727_000000432045_00092_20687_8666.N1	13-FEB-2006 07:07:27	Bright	43.000	8	10Alp CMi	0.40000	6500.0	86	20687	No
97	GOM_NL__2PRFIN20060213_071347_000000392045_00092_20687_8667.N1	13-FEB-2006 07:13:47	Bright	38.500	17	78Bet Gem	1.1610	4500.0	77	20687	No
98	GOM_NL__2PRFIN20060213_073111_000000332045_00092_20687_8668.N1	13-FEB-2006 07:31:11	Bright	32.500	49	1Alp UMi	1.9900	6300.0	65	20687	No
99	GOM_NL__2PRFIN20060213_073802_000000352045_00092_20687_8669.N1	13-FEB-2006 07:38:02	Bright	34.500	89	5Alp Cep	2.4510	8000.0	69	20687	No
100	GOM_NL__2PRFIN20060213_074349_000000332045_00092_20687_8670.N1	13-FEB-2006 07:43:49	Bright	33.000	144	18Del Cyg	2.8600	11000.	66	20687	No
101	GOM_NL__2PRFIN20060213_074606_000000352045_00092_20687_8671.N1	13-FEB-2006 07:46:06	Bright	35.000	5	3Alp Lyr	0.033000	11000.	70	20687	No

102	GOM_NL__2PRFIN20060213_075258_000000352045_00092_20687_8672.N1	13-FEB-2006 07:52:58	Bright	34.500	168	17Zet Aql	2.9860	11000.	69	20687	No
103	GOM_NL__2PRFIN20060213_080410_000000392045_00092_20687_8673.N1	13-FEB-2006 08:04:10	Twilight	39.000	57	34Sig Sgr	2.0660	26000.	78	20687	No
104	GOM_NL__2PRFIN20060213_080653_000000422045_00092_20687_8674.N1	13-FEB-2006 08:06:53	Dark	41.500	38	20Eps Sgr	1.8360	11000.	83	20687	No
105	GOM_NL__2PRFIN20060213_080855_000000422045_00092_20687_8675.N1	13-FEB-2006 08:08:55	Dark	42.000	25	35Lam Sco	1.6200	28000.	84	20687	No
106	GOM_NL__2PRFIN20060213_081014_000000412045_00092_20687_8676.N1	13-FEB-2006 08:10:14	Dark	40.500	40	The Sco	1.8590	7100.0	81	20687	No
107	GOM_NL__2PRFIN20060213_081201_000000382045_00092_20687_8677.N1	13-FEB-2006 08:12:01	Dark	37.500	147	Alp Ara	2.8770	26000.	75	20687	No
108	GOM_NL__2PRFIN20060213_081329_000000402045_00092_20687_8678.N1	13-FEB-2006 08:13:29	Dark	40.000	141	Bet Ara	2.8400	4600.0	80	20687	No
109	GOM_NL__2PRFIN20060213_081932_000000422045_00093_20688_8657.N1	13-FEB-2006 08:19:32	Dark	42.000	4	Alp1Cen	-0.010000	5800.0	84	20688	No
110	GOM_NL__2PRFIN20060213_082051_000000202045_00093_20688_8658.N1	13-FEB-2006 08:20:51	Dark	20.000	10	Bet Cen	0.61000	28000.	40	20688	No
111	GOM_NL__2PRFIN20060213_082359_000000472045_00093_20688_8659.N1	13-FEB-2006 08:23:59	Dark	46.500	12	Alp1Cru	0.77500	30000.	93	20688	No
112	GOM_NL__2PRFIN20060213_082635_000000372045_00093_20688_8660.N1	13-FEB-2006 08:26:35	Dark	36.500	29	Bet Car	1.6720	10200.	73	20688	No
113	GOM_NL__2PRFIN20060213_082911_000000402045_00093_20688_8661.N1	13-FEB-2006 08:29:11	Dark	40.000	71	lot Car	2.2460	7700.0	80	20688	No
114	GOM_NL__2PRFIN20060213_083049_000000382045_00093_20688_8662.N1	13-FEB-2006 08:30:49	Dark	37.500	46	Del Vel	1.9540	10600.	75	20688	No
115	GOM_NL__2PRFIN20060213_083313_000000372045_00093_20688_8663.N1	13-FEB-2006 08:33:13	Straylight	37.000	34	Gam2Vel	1.7930	23000.	74	20688	No
116	GOM_NL__2PRFIN20060213_083518_000000382045_00093_20688_8664.N1	13-FEB-2006 08:35:18	Straylight	38.000	70	Zet Pup	2.2460	39000.	76	20688	No
117	GOM_NL__2PRFIN20060213_083935_000000372045_00093_20688_8665.N1	13-FEB-2006 08:39:35	Straylight	37.000	132	15Rho Pup	2.8030	6900.0	74	20688	No
118	GOM_NL__2PRFIN20060213_084803_000000472045_00093_20688_8666.N1	13-FEB-2006 08:48:03	Bright	47.000	8	10Alp CMi	0.40000	6500.0	94	20688	No
119	GOM_NL__2PRFIN20060213_085423_000000382045_00093_20688_8667.N1	13-FEB-2006 08:54:23	Bright	38.000	17	78Bet Gem	1.1610	4500.0	76	20688	No
120	GOM_NL__2PRFIN20060213_091147_000000332045_00093_20688_8668.N1	13-FEB-2006 09:11:47	Bright	32.500	49	1Alp UMi	1.9900	6300.0	65	20688	No
121	GOM_NL__2PRFIN20060213_091838_000000352045_00093_20688_8669.N1	13-FEB-2006 09:18:38	Bright	34.500	89	5Alp Cep	2.4510	8000.0	69	20688	No
122	GOM_NL__2PRFIN20060213_092425_000000352045_00093_20688_8670.N1	13-FEB-2006 09:24:25	Bright	34.500	144	18Del Cyg	2.8600	11000.	69	20688	No
123	GOM_NL__2PRFIN20060213_092642_000000372045_00093_20688_8671.N1	13-FEB-2006 09:26:42	Bright	36.500	5	3Alp Lyr	0.033000	11000.	73	20688	No
124	GOM_NL__2PRFIN20060213_093334_000000342045_00093_20688_8672.N1	13-FEB-2006 09:33:34	Bright	34.000	168	17Zet Aql	2.9860	11000.	68	20688	No
125	GOM_NL__2PRFIN20060213_094446_000000422045_00093_20688_8673.N1	13-FEB-2006 09:44:46	Twilight	41.500	57	34Sig Sgr	2.0660	26000.	83	20688	No
126	GOM_NL__2PRFIN20060213_094729_000000422045_00093_20688_8674.N1	13-FEB-2006 09:47:29	Dark	42.000	38	20Eps Sgr	1.8360	11000.	84	20688	No
127	GOM_NL__2PRFIN20060213_094932_000000482045_00093_20688_8675.N1	13-FEB-2006 09:49:32	Dark	47.500	25	35Lam Sco	1.6200	28000.	95	20688	No
128	GOM_NL__2PRFIN20060213_095050_000000462045_00093_20688_8676.N1	13-FEB-2006 09:50:50	Dark	46.000	40	The Sco	1.8590	7100.0	92	20688	No
129	GOM_NL__2PRFIN20060213_095237_000000372045_00093_20688_8677.N1	13-FEB-2006 09:52:37	Dark	37.000	147	Alp Ara	2.8770	26000.	74	20688	No
130	GOM_NL__2PRFIN20060213_095405_000000432045_00093_20688_8678.N1	13-FEB-2006 09:54:05	Dark	42.500	141	Bet Ara	2.8400	4600.0	85	20688	No
131	GOM_NL__2PRFIN20060213_100009_000000422045_00094_20689_8657.N1	13-FEB-2006 10:00:09	Dark	42.000	4	Alp1Cen	-0.010000	5800.0	84	20689	No
132	GOM_NL__2PRFIN20060213_100127_000000202045_00094_20689_8658.N1	13-FEB-2006 10:01:27	Dark	20.000	10	Bet Cen	0.61000	28000.	40	20689	No
133	GOM_NL__2PRFIN20060213_100435_000000422045_00094_20689_8659.N1	13-FEB-2006 10:04:35	Dark	42.000	12	Alp1Cru	0.77500	30000.	84	20689	No
134	GOM_NL__2PRFIN20060213_100711_000000372045_00094_20689_8660.N1	13-FEB-2006 10:07:11	Dark	36.500	29	Bet Car	1.6720	10200.	73	20689	No
135	GOM_NL__2PRFIN20060213_100947_000000382045_00094_20689_8661.N1	13-FEB-2006 10:09:47	Dark	38.000	71	lot Car	2.2460	7700.0	76	20689	No
136	GOM_NL__2PRFIN20060213_101125_000000372045_00094_20689_8662.N1	13-FEB-2006 10:11:25	Dark	37.000	46	Del Vel	1.9540	10600.	74	20689	No
137	GOM_NL__2PRFIN20060213_101349_000000392045_00094_20689_8663.N1	13-FEB-2006 10:13:49	Straylight	38.500	34	Gam2Vel	1.7930	23000.	77	20689	No
138	GOM_NL__2PRFIN20060213_101554_000000392045_00094_20689_8664.N1	13-FEB-2006 10:15:54	Straylight	39.000	70	Zet Pup	2.2460	39000.	78	20689	No
139	GOM_NL__2PRFIN20060213_102011_000000382045_00094_20689_8665.N1	13-FEB-2006 10:20:11	Straylight	38.000	132	15Rho Pup	2.8030	6900.0	76	20689	No
140	GOM_NL__2PRFIN20060213_102839_000000482045_00094_20689_8666.N1	13-FEB-2006 10:28:39	Bright	47.500	8	10Alp CMi	0.40000	6500.0	95	20689	No
141	GOM_NL__2PRFIN20060213_103458_000000382045_00094_20689_8667.N1	13-FEB-2006 10:34:58	Bright	37.500	17	78Bet Gem	1.1610	4500.0	75	20689	No
142	GOM_NL__2PRFIN20060213_105222_000000352045_00094_20689_8668.N1	13-FEB-2006 10:52:22	Bright	35.000	49	1Alp UMi	1.9900	6300.0	70	20689	No
143	GOM_NL__2PRFIN20060213_105914_000000362045_00094_20689_8669.N1	13-FEB-2006 10:59:14	Bright	35.500	89	5Alp Cep	2.4510	8000.0	71	20689	No
144	GOM_NL__2PRFIN20060213_110501_000000342045_00094_20689_8670.N1	13-FEB-2006 11:05:01	Bright	34.000	144	18Del Cyg	2.8600	11000.	68	20689	No
145	GOM_NL__2PRFIN20060213_110718_000000362045_00094_20689_8671.N1	13-FEB-2006 11:07:18	Bright	35.500	5	3Alp Lyr	0.033000	11000.	71	20689	No
146	GOM_NL__2PRFIN20060213_111410_000000462045_00094_20689_8672.N1	13-FEB-2006 11:14:10	Bright	45.500	168	17Zet Aql	2.9860	11000.	91	20689	No
147	GOM_NL__2PRFIN20060213_112522_000000382045_00094_20689_8673.N1	13-FEB-2006 11:25:22	Twilight	38.000	57	34Sig Sgr	2.0660	26000.	76	20689	No
148	GOM_NL__2PRFIN20060213_112805_000000392045_00094_20689_8674.N1	13-FEB-2006 11:28:05	Dark	39.000	38	20Eps Sgr	1.8360	11000.	78	20689	No
149	GOM_NL__2PRFIN20060213_113008_000000442045_00094_20689_8675.N1	13-FEB-2006 11:30:08	Dark	43.500	25	35Lam Sco	1.6200	28000.	87	20689	No
150	GOM_NL__2PRFIN20060213_113127_000000392045_00094_20689_8676.N1	13-FEB-2006 11:31:27	Dark	39.000	40	The Sco	1.8590	7100.0	78	20689	No
151	GOM_NL__2PRFIN20060213_113313_000000392045_00094_20689_8677.N1	13-FEB-2006 11:33:13	Dark	38.500	147	Alp Ara	2.8770	26000.	77	20689	No
152	GOM_NL__2PRFIN20060213_113441_000000392045_00094_20689_8678.N1	13-FEB-2006 11:34:41	Dark	38.500	141	Bet Ara	2.8400	4600.0	77	20689	No
153	GOM_NL__2PRFIN20060213_114045_000000422045_00095_20690_8657.N1	13-FEB-2006 11:40:45	Dark	42.000	4	Alp1Cen	-0.010000	5800.0	84	20690	No
154	GOM_NL__2PRFIN20060213_114204_000000192045_00095_20690_8658.N1	13-FEB-2006 11:42:04	Dark	19.000	10	Bet Cen	0.61000	28000.	38	20690	No
155	GOM_NL__2PRFIN20060213_114512_000000512045_00095_20690_8659.N1	13-FEB-2006 11:45:12	Dark	51.000	12	Alp1Cru	0.77500	30000.	102	20690	No
156	GOM_NL__2PRFIN20060213_114747_000000402045_00095_20690_8660.N1	13-FEB-2006 11:47:47	Dark	39.500	29	Bet Car	1.6720	10200.	79	20690	No
157	GOM_NL__2PRFIN20060213_115023_000000362045_00095_20690_8661.N1	13-FEB-2006 11:50:23	Dark	36.000	71	lot Car	2.2460	7700.0	72	20690	No
158	GOM_NL__2PRFIN20060213_115202_000000382045_00095_20690_8662.N1	13-FEB-2006 11:52:02	Dark	38.000	46	Del Vel	1.9540	10600.	76	20690	No
159	GOM_NL__2PRFIN20060213_115425_000000392045_00095_20690_8663.N1	13-FEB-2006 11:54:25	Straylight	39.000	34	Gam2Vel	1.7930	23000.	78	20690	No
160	GOM_NL__2PRFIN20060213_115630_000000372045_00095_20690_8664.N1	13-FEB-2006 11:56:30	Straylight	36.500	70	Zet Pup	2.2460	39000.	73	20690	No

161	GOM_NL__2PRFIN20060213_120047_000000392045_00095_20690_8665.N1	13-FEB-2006 12:00:47	Straylight	39.000	132	15Rho Pup	2.8030	6900.0	78	20690	No
162	GOM_NL__2PRFIN20060213_120915_000000522045_00095_20690_8666.N1	13-FEB-2006 12:09:15	Bright	52.000	8	10Alp CMi	0.40000	6500.0	104	20690	No
163	GOM_NL__2PRFIN20060213_121534_000000372045_00095_20690_8667.N1	13-FEB-2006 12:15:34	Bright	37.000	17	78Bet Gem	1.1610	4500.0	74	20690	No
164	GOM_NL__2PRFIN20060213_123258_000000322045_00095_20690_8668.N1	13-FEB-2006 12:32:58	Bright	32.000	49	1Alp UMi	1.9900	6300.0	64	20690	No
165	GOM_NL__2PRFIN20060213_123950_000000332045_00095_20690_8669.N1	13-FEB-2006 12:39:50	Bright	33.000	89	5Alp Cep	2.4510	8000.0	66	20690	No
166	GOM_NL__2PRFIN20060213_124537_000000332045_00095_20690_8670.N1	13-FEB-2006 12:45:37	Bright	33.000	144	18Del Cyg	2.8600	11000.	66	20690	No
167	GOM_NL__2PRFIN20060213_124754_000000392045_00095_20690_8671.N1	13-FEB-2006 12:47:54	Bright	38.500	5	3Alp Lyr	0.033000	11000.	77	20690	No
168	GOM_NL__2PRFIN20060213_125446_000000342045_00095_20690_8672.N1	13-FEB-2006 12:54:46	Bright	33.500	168	17Zet Aql	2.9860	11000.	67	20690	No
169	GOM_NL__2PRFIN20060213_130558_000000392045_00095_20690_8673.N1	13-FEB-2006 13:05:58	Twilight	39.000	57	34Sig Sgr	2.0660	26000.	78	20690	No
170	GOM_NL__2PRFIN20060213_130841_000000412045_00095_20690_8674.N1	13-FEB-2006 13:08:41	Dark	40.500	38	20Eps Sgr	1.8360	11000.	81	20690	No
171	GOM_NL__2PRFIN20060213_131044_000000402045_00095_20690_8675.N1	13-FEB-2006 13:10:44	Dark	40.000	25	35Lam Sco	1.6200	28000.	80	20690	No
172	GOM_NL__2PRFIN20060213_131203_000000422045_00095_20690_8676.N1	13-FEB-2006 13:12:03	Dark	41.500	40	The Sco	1.8590	7100.0	83	20690	No
173	GOM_NL__2PRFIN20060213_131350_000000382045_00095_20690_8677.N1	13-FEB-2006 13:13:50	Dark	38.000	147	Alp Ara	2.8770	26000.	76	20690	No
174	GOM_NL__2PRFIN20060213_131518_000000382045_00095_20690_8678.N1	13-FEB-2006 13:15:18	Dark	37.500	141	Bet Ara	2.8400	4600.0	75	20690	No
175	GOM_NL__2PRFIN20060213_132122_000000442045_00096_20691_8657.N1	13-FEB-2006 13:21:22	Dark	44.000	4	Alp1Cen	-0.010000	5800.0	88	20691	No
176	GOM_NL__2PRFIN20060213_132240_000000192045_00096_20691_8658.N1	13-FEB-2006 13:22:40	Dark	19.000	10	Bet Cen	0.61000	28000.	38	20691	No
177	GOM_NL__2PRFIN20060213_132548_000000442045_00096_20691_8659.N1	13-FEB-2006 13:25:48	Dark	44.000	12	Alp1Cru	0.77500	30000.	88	20691	No
178	GOM_NL__2PRFIN20060213_132823_000000372045_00096_20691_8660.N1	13-FEB-2006 13:28:23	Dark	37.000	29	Bet Car	1.6720	10200.	74	20691	No
179	GOM_NL__2PRFIN20060213_133059_000000372045_00096_20691_8661.N1	13-FEB-2006 13:30:59	Dark	36.500	71	lot Car	2.2460	7700.0	73	20691	No
180	GOM_NL__2PRFIN20060213_133238_000000372045_00096_20691_8662.N1	13-FEB-2006 13:32:38	Dark	37.000	46	Del Vel	1.9540	10600.	74	20691	No
181	GOM_NL__2PRFIN20060213_133501_000000372045_00096_20691_8663.N1	13-FEB-2006 13:35:01	Straylight	36.500	34	Gam2Vel	1.7930	23000.	73	20691	No
182	GOM_NL__2PRFIN20060213_133706_000000362045_00096_20691_8664.N1	13-FEB-2006 13:37:06	Straylight	36.000	70	Zet Pup	2.2460	39000.	72	20691	No
183	GOM_NL__2PRFIN20060213_134123_000000382045_00096_20691_8665.N1	13-FEB-2006 13:41:23	Straylight	37.500	132	15Rho Pup	2.8030	6900.0	75	20691	No
184	GOM_NL__2PRFIN20060213_134951_000000522045_00096_20691_8666.N1	13-FEB-2006 13:49:51	Bright	52.000	8	10Alp CMi	0.40000	6500.0	104	20691	No
185	GOM_NL__2PRFIN20060213_135610_000000392045_00096_20691_8667.N1	13-FEB-2006 13:56:10	Bright	38.500	17	78Bet Gem	1.1610	4500.0	77	20691	No
186	GOM_NL__2PRFIN20060213_141334_000000352045_00096_20691_8668.N1	13-FEB-2006 14:13:34	Bright	34.500	49	1Alp UMi	1.9900	6300.0	69	20691	No
187	GOM_NL__2PRFIN20060213_142026_000000352045_00096_20691_8669.N1	13-FEB-2006 14:20:26	Bright	35.000	89	5Alp Cep	2.4510	8000.0	70	20691	No
188	GOM_NL__2PRFIN20060213_142613_000000352045_00096_20691_8670.N1	13-FEB-2006 14:26:13	Bright	34.500	144	18Del Cyg	2.8600	11000.	69	20691	No
189	GOM_NL__2PRFIN20060213_142830_000000372045_00096_20691_8671.N1	13-FEB-2006 14:28:30	Bright	37.000	5	3Alp Lyr	0.033000	11000.	74	20691	No
190	GOM_NL__2PRFIN20060213_143522_000000352045_00096_20691_8672.N1	13-FEB-2006 14:35:22	Bright	35.000	168	17Zet Aql	2.9860	11000.	70	20691	No
191	GOM_NL__2PRFIN20060213_144634_000000392045_00096_20691_8673.N1	13-FEB-2006 14:46:34	Twilight	38.500	57	34Sig Sgr	2.0660	26000.	77	20691	No
192	GOM_NL__2PRFIN20060213_144918_000000412045_00096_20691_8674.N1	13-FEB-2006 14:49:18	Dark	41.000	38	20Eps Sgr	1.8360	11000.	82	20691	No
193	GOM_NL__2PRFIN20060213_145121_000000452045_00096_20691_8675.N1	13-FEB-2006 14:51:21	Dark	44.500	25	35Lam Sco	1.6200	28000.	89	20691	No
194	GOM_NL__2PRFIN20060213_145239_000000442045_00096_20691_8676.N1	13-FEB-2006 14:52:39	Dark	43.500	40	The Sco	1.8590	7100.0	87	20691	No
195	GOM_NL__2PRFIN20060213_145426_000000372045_00096_20691_8677.N1	13-FEB-2006 14:54:26	Dark	36.500	147	Alp Ara	2.8770	26000.	73	20691	No
196	GOM_NL__2PRFIN20060213_145554_000000422045_00096_20691_8678.N1	13-FEB-2006 14:55:54	Dark	42.000	141	Bet Ara	2.8400	4600.0	84	20691	No
197	GOM_NL__2PRFIN20060213_150158_000000422045_00097_20692_8657.N1	13-FEB-2006 15:01:58	Dark	42.000	4	Alp1Cen	-0.010000	5800.0	84	20692	No
198	GOM_NL__2PRFIN20060213_150317_000000182045_00097_20692_8658.N1	13-FEB-2006 15:03:17	Dark	18.000	10	Bet Cen	0.61000	28000.	36	20692	No
199	GOM_NL__2PRFIN20060213_150625_000000472045_00097_20692_8659.N1	13-FEB-2006 15:06:25	Dark	46.500	12	Alp1Cru	0.77500	30000.	93	20692	No
200	GOM_NL__2PRFIN20060213_150900_000000362045_00097_20692_8660.N1	13-FEB-2006 15:09:00	Dark	36.000	29	Bet Car	1.6720	10200.	72	20692	No
201	GOM_NL__2PRFIN20060213_151135_000000382045_00097_20692_8661.N1	13-FEB-2006 15:11:35	Dark	37.500	71	lot Car	2.2460	7700.0	75	20692	No
202	GOM_NL__2PRFIN20060213_151314_000000392045_00097_20692_8662.N1	13-FEB-2006 15:13:14	Dark	39.000	46	Del Vel	1.9540	10600.	78	20692	No
203	GOM_NL__2PRFIN20060213_151538_000000402045_00097_20692_8663.N1	13-FEB-2006 15:15:38	Straylight	39.500	34	Gam2Vel	1.7930	23000.	79	20692	No
204	GOM_NL__2PRFIN20060213_151742_000000412045_00097_20692_8664.N1	13-FEB-2006 15:17:42	Straylight	40.500	70	Zet Pup	2.2460	39000.	81	20692	No
205	GOM_NL__2PRFIN20060213_152200_000000372045_00097_20692_8665.N1	13-FEB-2006 15:22:00	Straylight	37.000	132	15Rho Pup	2.8030	6900.0	74	20692	No
206	GOM_NL__2PRFIN20060213_153028_000000502045_00097_20692_8666.N1	13-FEB-2006 15:30:28	Bright	50.000	8	10Alp CMi	0.40000	6500.0	100	20692	No
207	GOM_NL__2PRFIN20060213_153646_000000382045_00097_20692_8667.N1	13-FEB-2006 15:36:46	Bright	37.500	17	78Bet Gem	1.1610	4500.0	75	20692	No
208	GOM_NL__2PRFIN20060213_155410_000000372045_00097_20692_8668.N1	13-FEB-2006 15:54:10	Bright	37.000	49	1Alp UMi	1.9900	6300.0	74	20692	No
209	GOM_NL__2PRFIN20060213_160102_000000362045_00097_20692_8669.N1	13-FEB-2006 16:01:02	Bright	35.500	89	5Alp Cep	2.4510	8000.0	71	20692	No
210	GOM_NL__2PRFIN20060213_160609_000000082045_00097_20692_8670.N1	13-FEB-2006 16:06:09	Straylight	8.0000	19	50Alp Cyg	1.2460	10500.	16	20692	No
211	GOM_NL__2PRFIN20060213_160649_000000342045_00097_20692_8671.N1	13-FEB-2006 16:06:49	Bright	34.000	144	18Del Cyg	2.8600	11000.	68	20692	No
212	GOM_NL__2PRFIN20060213_160906_000000382045_00097_20692_8672.N1	13-FEB-2006 16:09:06	Bright	38.000	5	3Alp Lyr	0.033000	11000.	76	20692	No
213	GOM_NL__2PRFIN20060213_161558_000000352045_00097_20692_8673.N1	13-FEB-2006 16:15:58	Bright	34.500	168	17Zet Aql	2.9860	11000.	69	20692	No
214	GOM_NL__2PRFIN20060213_162710_000000392045_00097_20692_8674.N1	13-FEB-2006 16:27:10	Twilight	39.000	57	34Sig Sgr	2.0660	26000.	78	20692	No
215	GOM_NL__2PRFIN20060213_162954_000000442045_00097_20692_8675.N1	13-FEB-2006 16:29:54	Dark	44.000	38	20Eps Sgr	1.8360	11000.	88	20692	No
216	GOM_NL__2PRFIN20060213_163157_000000402045_00097_20692_8676.N1	13-FEB-2006 16:31:57	Dark	40.000	25	35Lam Sco	1.6200	28000.	80	20692	No
217	GOM_NL__2PRFIN20060213_163316_000000402045_00097_20692_8677.N1	13-FEB-2006 16:33:16	Dark	40.000	40	The Sco	1.8590	7100.0	80	20692	No
218	GOM_NL__2PRFIN20060213_163503_000000382045_00097_20692_8678.N1	13-FEB-2006 16:35:03	Dark	38.000	147	Alp Ara	2.8770	26000.	76	20692	No
219	GOM_NL__2PRFIN20060213_163630_000000392045_00097_20692_8679.N1	13-FEB-2006 16:36:30	Dark	39.000	141	Bet Ara	2.8400	4600.0	78	20692	No

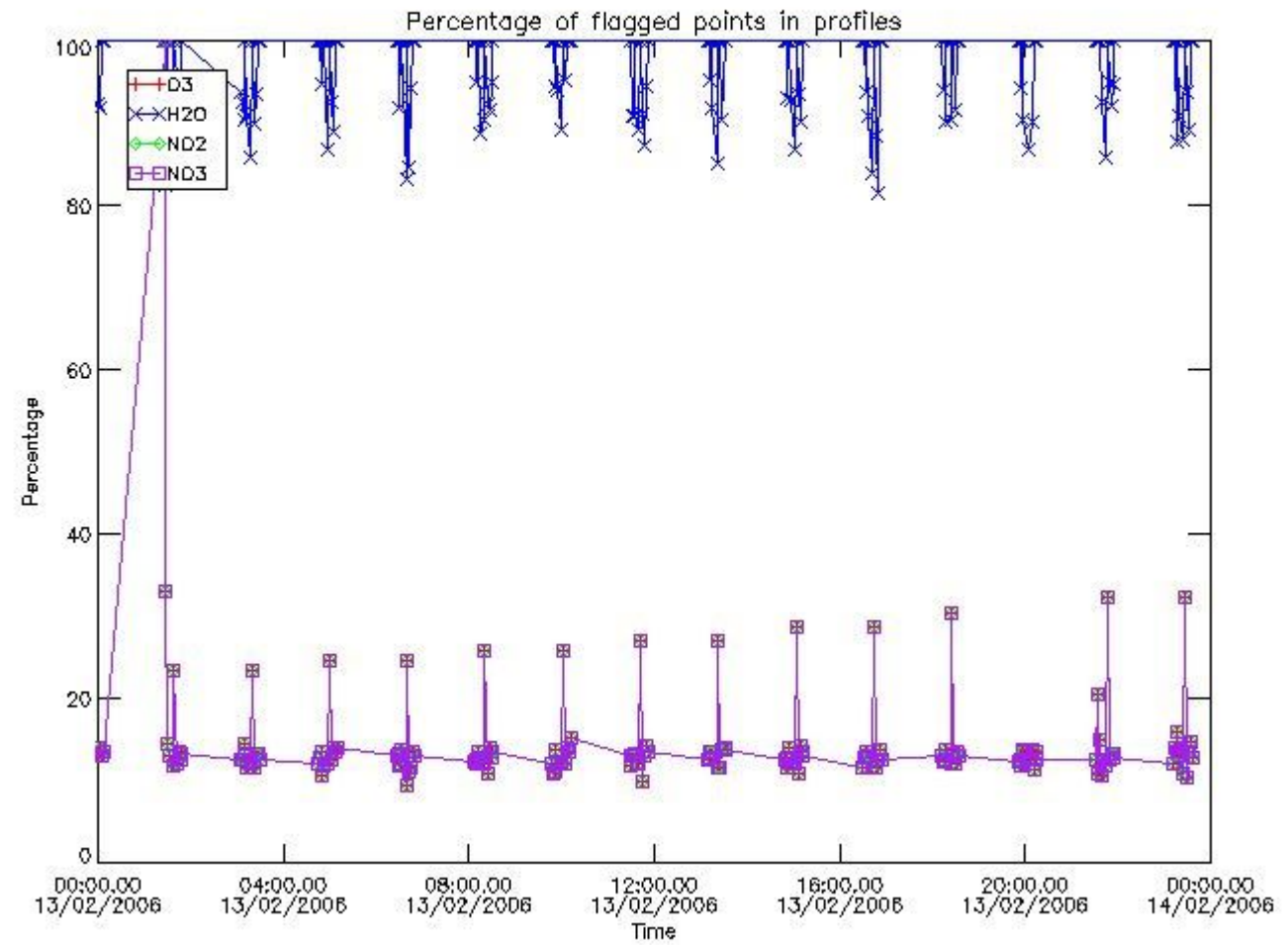
220	GOM_NL__2PRFIN20060213_164235_000000442045_00098_20693_8657.N1	13-FEB-2006 16:42:35	Dark	44.000	4	Alp1Cen	-0.010000	5800.0	88	20693	No
221	GOM_NL__2PRFIN20060213_164353_000000182045_00098_20693_8658.N1	13-FEB-2006 16:43:53	Dark	18.000	10	Bet Cen	0.61000	28000.	36	20693	No
222	GOM_NL__2PRFIN20060213_164701_000000442045_00098_20693_8659.N1	13-FEB-2006 16:47:01	Dark	44.000	12	Alp1Cru	0.77500	30000.	88	20693	No
223	GOM_NL__2PRFIN20060213_164936_000000412045_00098_20693_8660.N1	13-FEB-2006 16:49:36	Dark	41.000	29	Bet Car	1.6720	10200.	82	20693	No
224	GOM_NL__2PRFIN20060213_165212_000000372045_00098_20693_8661.N1	13-FEB-2006 16:52:12	Dark	37.000	71	lot Car	2.2460	7700.0	74	20693	No
225	GOM_NL__2PRFIN20060213_165350_000000412045_00098_20693_8662.N1	13-FEB-2006 16:53:50	Dark	41.000	46	Del Vel	1.9540	10600.	82	20693	No
226	GOM_NL__2PRFIN20060213_165614_000000392045_00098_20693_8663.N1	13-FEB-2006 16:56:14	Straylight	39.000	34	Gam2Vel	1.7930	23000.	78	20693	No
227	GOM_NL__2PRFIN20060213_165818_000000372045_00098_20693_8664.N1	13-FEB-2006 16:58:18	Straylight	37.000	70	Zet Pup	2.2460	39000.	74	20693	No
228	GOM_NL__2PRFIN20060213_170236_000000402045_00098_20693_8665.N1	13-FEB-2006 17:02:36	Straylight	40.000	132	15Rho Pup	2.8030	6900.0	80	20693	No
229	GOM_NL__2PRFIN20060213_171104_000000522045_00098_20693_8666.N1	13-FEB-2006 17:11:04	Bright	51.500	8	10Alp CMi	0.40000	6500.0	103	20693	No
230	GOM_NL__2PRFIN20060213_171722_000000382045_00098_20693_8667.N1	13-FEB-2006 17:17:22	Bright	37.500	17	78Bet Gem	1.1610	4500.0	75	20693	No
231	GOM_NL__2PRFIN20060213_173446_000000372045_00098_20693_8668.N1	13-FEB-2006 17:34:46	Bright	36.500	49	1Alp UMi	1.9900	6300.0	73	20693	No
232	GOM_NL__2PRFIN20060213_174139_000000362045_00098_20693_8669.N1	13-FEB-2006 17:41:39	Bright	35.500	89	5Alp Cep	2.4510	8000.0	71	20693	No
233	GOM_NL__2PRFIN20060213_174646_000000082045_00098_20693_8670.N1	13-FEB-2006 17:46:46	Straylight	8.0000	19	50Alp Cyg	1.2460	10500.	16	20693	No
234	GOM_NL__2PRFIN20060213_174725_000000342045_00098_20693_8671.N1	13-FEB-2006 17:47:25	Bright	33.500	144	18Del Cyg	2.8600	11000.	67	20693	No
235	GOM_NL__2PRFIN20060213_174942_000000392045_00098_20693_8672.N1	13-FEB-2006 17:49:42	Bright	38.500	5	3Alp Lyr	0.033000	11000.	77	20693	No
236	GOM_NL__2PRFIN20060213_175635_000000342045_00098_20693_8673.N1	13-FEB-2006 17:56:35	Bright	34.000	168	17Zet Aql	2.9860	11000.	68	20693	No
237	GOM_NL__2PRFIN20060213_180747_000000402045_00098_20693_8674.N1	13-FEB-2006 18:07:47	Twilight	39.500	57	34Sig Sgr	2.0660	26000.	79	20693	No
238	GOM_NL__2PRFIN20060213_181030_000000392045_00098_20693_8675.N1	13-FEB-2006 18:10:30	Dark	39.000	38	20Eps Sgr	1.8360	11000.	78	20693	No
239	GOM_NL__2PRFIN20060213_181234_000000392045_00098_20693_8676.N1	13-FEB-2006 18:12:34	Dark	39.000	25	35Lam Sco	1.6200	28000.	78	20693	No
240	GOM_NL__2PRFIN20060213_181352_000000422045_00098_20693_8677.N1	13-FEB-2006 18:13:52	Dark	41.500	40	The Sco	1.8590	7100.0	83	20693	No
241	GOM_NL__2PRFIN20060213_181539_000000372045_00098_20693_8678.N1	13-FEB-2006 18:15:39	Dark	37.000	147	Alp Ara	2.8770	26000.	74	20693	No
242	GOM_NL__2PRFIN20060213_181707_000000412045_00098_20693_8679.N1	13-FEB-2006 18:17:07	Dark	41.000	141	Bet Ara	2.8400	4600.0	82	20693	No
243	GOM_NL__2PRFIN20060213_182312_000000422045_00099_20694_8677.N1	13-FEB-2006 18:23:12	Dark	42.000	4	Alp1Cen	-0.010000	5800.0	84	20694	No
244	GOM_NL__2PRFIN20060213_182430_000000172045_00099_20694_8678.N1	13-FEB-2006 18:24:30	Dark	17.000	10	Bet Cen	0.61000	28000.	34	20694	No
245	GOM_NL__2PRFIN20060213_182738_000000392045_00099_20694_8679.N1	13-FEB-2006 18:27:38	Dark	38.500	12	Alp1Cru	0.77500	30000.	77	20694	No
246	GOM_NL__2PRFIN20060213_183012_000000432045_00099_20694_8680.N1	13-FEB-2006 18:30:12	Dark	42.500	29	Bet Car	1.6720	10200.	85	20694	No
247	GOM_NL__2PRFIN20060213_183248_000000382045_00099_20694_8681.N1	13-FEB-2006 18:32:48	Dark	37.500	71	lot Car	2.2460	7700.0	75	20694	No
248	GOM_NL__2PRFIN20060213_183426_000000402045_00099_20694_8682.N1	13-FEB-2006 18:34:26	Dark	39.500	46	Del Vel	1.9540	10600.	79	20694	No
249	GOM_NL__2PRFIN20060213_183650_000000372045_00099_20694_8683.N1	13-FEB-2006 18:36:50	Straylight	36.500	34	Gam2Vel	1.7930	23000.	73	20694	No
250	GOM_NL__2PRFIN20060213_183854_000000372045_00099_20694_8684.N1	13-FEB-2006 18:38:54	Straylight	37.000	70	Zet Pup	2.2460	39000.	74	20694	No
251	GOM_NL__2PRFIN20060213_184312_000000402045_00099_20694_8685.N1	13-FEB-2006 18:43:12	Straylight	39.500	132	15Rho Pup	2.8030	6900.0	79	20694	No
252	GOM_NL__2PRFIN20060213_185140_000000492045_00099_20694_8686.N1	13-FEB-2006 18:51:40	Bright	49.000	8	10Alp CMi	0.40000	6500.0	98	20694	No
253	GOM_NL__2PRFIN20060213_185758_000000372045_00099_20694_8687.N1	13-FEB-2006 18:57:58	Bright	37.000	17	78Bet Gem	1.1610	4500.0	74	20694	No
254	GOM_NL__2PRFIN20060213_191522_000000362045_00099_20694_8688.N1	13-FEB-2006 19:15:22	Bright	36.000	49	1Alp UMi	1.9900	6300.0	72	20694	No
255	GOM_NL__2PRFIN20060213_192215_000000332045_00099_20694_8689.N1	13-FEB-2006 19:22:15	Bright	33.000	89	5Alp Cep	2.4510	8000.0	66	20694	No
256	GOM_NL__2PRFIN20060213_192722_000000222045_00099_20694_8690.N1	13-FEB-2006 19:27:22	Tw_and_stray	22.000	19	50Alp Cyg	1.2460	10500.	44	20694	No
257	GOM_NL__2PRFIN20060213_192859_000000342045_00099_20694_8691.N1	13-FEB-2006 19:28:59	Bright	33.500	66	37Gam Cyg	2.2080	5900.0	67	20694	No
258	GOM_NL__2PRFIN20060213_193711_000000352045_00099_20694_8692.N1	13-FEB-2006 19:37:11	Bright	34.500	168	17Zet Aql	2.9860	11000.	69	20694	No
259	GOM_NL__2PRFIN20060213_194823_000000412045_00099_20694_8693.N1	13-FEB-2006 19:48:23	Twilight	41.000	57	34Sig Sgr	2.0660	26000.	82	20694	No
260	GOM_NL__2PRFIN20060213_195107_000000422045_00099_20694_8694.N1	13-FEB-2006 19:51:07	Dark	41.500	38	20Eps Sgr	1.8360	11000.	83	20694	No
261	GOM_NL__2PRFIN20060213_195310_000000412045_00099_20694_8695.N1	13-FEB-2006 19:53:10	Dark	40.500	25	35Lam Sco	1.6200	28000.	81	20694	No
262	GOM_NL__2PRFIN20060213_195429_000000432045_00099_20694_8696.N1	13-FEB-2006 19:54:29	Dark	43.000	40	The Sco	1.8590	7100.0	86	20694	No
263	GOM_NL__2PRFIN20060213_195615_000000382045_00099_20694_8697.N1	13-FEB-2006 19:56:15	Dark	38.000	147	Alp Ara	2.8770	26000.	76	20694	No
264	GOM_NL__2PRFIN20060213_195743_000000372045_00099_20694_8698.N1	13-FEB-2006 19:57:43	Dark	37.000	141	Bet Ara	2.8400	4600.0	74	20694	No
265	GOM_NL__2PRFIN20060213_200348_000000422045_00100_20695_8677.N1	13-FEB-2006 20:03:48	Dark	42.000	4	Alp1Cen	-0.010000	5800.0	84	20695	No
266	GOM_NL__2PRFIN20060213_200814_000000412045_00100_20695_8679.N1	13-FEB-2006 20:08:14	Dark	41.000	12	Alp1Cru	0.77500	30000.	82	20695	No
267	GOM_NL__2PRFIN20060213_201048_000000452045_00100_20695_8680.N1	13-FEB-2006 20:10:48	Dark	45.000	29	Bet Car	1.6720	10200.	90	20695	No
268	GOM_NL__2PRFIN20060213_201324_000000382045_00100_20695_8681.N1	13-FEB-2006 20:13:24	Dark	38.000	71	lot Car	2.2460	7700.0	76	20695	No
269	GOM_NL__2PRFIN20060213_201502_000000412045_00100_20695_8682.N1	13-FEB-2006 20:15:02	Dark	40.500	46	Del Vel	1.9540	10600.	81	20695	No
270	GOM_NL__2PRFIN20060213_201726_000000392045_00100_20695_8683.N1	13-FEB-2006 20:17:26	Straylight	38.500	34	Gam2Vel	1.7930	23000.	77	20695	No
271	GOM_NL__2PRFIN20060213_201930_000000402045_00100_20695_8684.N1	13-FEB-2006 20:19:30	Straylight	39.500	70	Zet Pup	2.2460	39000.	79	20695	No
272	GOM_NL__2PRFIN20060213_202348_000000392045_00100_20695_8685.N1	13-FEB-2006 20:23:48	Straylight	38.500	132	15Rho Pup	2.8030	6900.0	77	20695	No
273	GOM_NL__2PRFIN20060213_203216_000000462045_00100_20695_8686.N1	13-FEB-2006 20:32:16	Bright	45.500	8	10Alp CMi	0.40000	6500.0	91	20695	No
274	GOM_NL__2PRFIN20060213_203834_000000382045_00100_20695_8687.N1	13-FEB-2006 20:38:34	Bright	37.500	17	78Bet Gem	1.1610	4500.0	75	20695	No
275	GOM_NL__2PRFIN20060213_205558_000000362045_00100_20695_8688.N1	13-FEB-2006 20:55:58	Bright	36.000	49	1Alp UMi	1.9900	6300.0	72	20695	No
276	GOM_NL__2PRFIN20060213_210251_000000332045_00100_20695_8689.N1	13-FEB-2006 21:02:51	Bright	33.000	89	5Alp Cep	2.4510	8000.0	66	20695	No
277	GOM_NL__2PRFIN20060213_210758_000000222045_00100_20695_8690.N1	13-FEB-2006 21:07:58	Tw_and_stray	22.000	19	50Alp Cyg	1.2460	10500.	44	20695	No
278	GOM_NL__2PRFIN20060213_210935_000000362045_00100_20695_8691.N1	13-FEB-2006 21:09:35	Bright	35.500	66	37Gam Cyg	2.2080	5900.0	71	20695	No

279	GOM_NL__2PRFIN20060213_211747_000000342045_00100_20695_8692.N1	13-FEB-2006 21:17:47	Bright	34.000	168	17Zet Aql	2.9860	11000.	68	20695	No
280	GOM_NL__2PRFIN20060213_212859_000000392045_00100_20695_8693.N1	13-FEB-2006 21:28:59	Twilight	38.500	57	34Sig Sgr	2.0660	26000.	77	20695	No
281	GOM_NL__2PRFIN20060213_213143_000000412045_00100_20695_8694.N1	13-FEB-2006 21:31:43	Dark	40.500	38	20Eps Sgr	1.8360	11000.	81	20695	No
282	GOM_NL__2PRFIN20060213_213347_000000422045_00100_20695_8695.N1	13-FEB-2006 21:33:47	Dark	42.000	25	35Lam Sco	1.6200	28000.	84	20695	No
283	GOM_NL__2PRFIN20060213_213505_000000482045_00100_20695_8696.N1	13-FEB-2006 21:35:05	Dark	47.500	40	The Sco	1.8590	7100.0	95	20695	No
284	GOM_NL__2PRFIN20060213_213652_000000382045_00100_20695_8697.N1	13-FEB-2006 21:36:52	Dark	37.500	147	Alp Ara	2.8770	26000.	75	20695	No
285	GOM_NL__2PRFIN20060213_213820_000000482045_00100_20695_8698.N1	13-FEB-2006 21:38:20	Dark	48.000	141	Bet Ara	2.8400	4600.0	96	20695	No
286	GOM_NL__2PRFIN20060213_214425_000000432045_00101_20696_8677.N1	13-FEB-2006 21:44:25	Dark	43.000	4	Alp1Cen	-0.010000	5800.0	86	20696	No
287	GOM_NL__2PRFIN20060213_214543_000000162045_00101_20696_8678.N1	13-FEB-2006 21:45:43	Dark	16.000	10	Bet Cen	0.61000	28000.	32	20696	No
288	GOM_NL__2PRFIN20060213_214850_000000412045_00101_20696_8679.N1	13-FEB-2006 21:48:50	Dark	40.500	12	Alp1Cru	0.77500	30000.	81	20696	No
289	GOM_NL__2PRFIN20060213_215124_000000392045_00101_20696_8680.N1	13-FEB-2006 21:51:24	Dark	38.500	29	Bet Car	1.6720	10200.	77	20696	No
290	GOM_NL__2PRFIN20060213_215400_000000392045_00101_20696_8681.N1	13-FEB-2006 21:54:00	Dark	38.500	71	lot Car	2.2460	7700.0	77	20696	No
291	GOM_NL__2PRFIN20060213_215538_000000402045_00101_20696_8682.N1	13-FEB-2006 21:55:38	Dark	40.000	46	Del Vel	1.9540	10600.	80	20696	No
292	GOM_NL__2PRFIN20060213_215802_000000412045_00101_20696_8683.N1	13-FEB-2006 21:58:02	Straylight	41.000	34	Gam2Vel	1.7930	23000.	82	20696	No
293	GOM_NL__2PRFIN20060213_220006_000000382045_00101_20696_8684.N1	13-FEB-2006 22:00:06	Straylight	38.000	70	Zet Pup	2.2460	39000.	76	20696	No
294	GOM_NL__2PRFIN20060213_220424_000000372045_00101_20696_8685.N1	13-FEB-2006 22:04:24	Straylight	37.000	132	15Rho Pup	2.8030	6900.0	74	20696	No
295	GOM_NL__2PRFIN20060213_221252_000000522045_00101_20696_8686.N1	13-FEB-2006 22:12:52	Bright	52.000	8	10Alp CMi	0.40000	6500.0	104	20696	No
296	GOM_NL__2PRFIN20060213_221910_000000372045_00101_20696_8687.N1	13-FEB-2006 22:19:10	Bright	36.500	17	78Bet Gem	1.1610	4500.0	73	20696	No
297	GOM_NL__2PRFIN20060213_223634_000000372045_00101_20696_8688.N1	13-FEB-2006 22:36:34	Bright	37.000	49	1Alp UMi	1.9900	6300.0	74	20696	No
298	GOM_NL__2PRFIN20060213_224327_000000352045_00101_20696_8689.N1	13-FEB-2006 22:43:27	Bright	35.000	89	5Alp Cep	2.4510	8000.0	70	20696	No
299	GOM_NL__2PRFIN20060213_224834_000000362045_00101_20696_8690.N1	13-FEB-2006 22:48:34	Bright	36.000	19	50Alp Cyg	1.2460	10500.	72	20696	No
300	GOM_NL__2PRFIN20060213_225011_000000362045_00101_20696_8691.N1	13-FEB-2006 22:50:11	Bright	36.000	66	37Gam Cyg	2.2080	5900.0	72	20696	No
301	GOM_NL__2PRFIN20060213_225823_000000342045_00101_20696_8692.N1	13-FEB-2006 22:58:23	Bright	34.000	168	17Zet Aql	2.9860	11000.	68	20696	No
302	GOM_NL__2PRFIN20060213_230935_000000412045_00101_20696_8693.N1	13-FEB-2006 23:09:35	Twilight	40.500	57	34Sig Sgr	2.0660	26000.	81	20696	No
303	GOM_NL__2PRFIN20060213_231219_000000422045_00101_20696_8694.N1	13-FEB-2006 23:12:19	Dark	42.000	38	20Eps Sgr	1.8360	11000.	84	20696	No
304	GOM_NL__2PRFIN20060213_231423_000000442045_00101_20696_8695.N1	13-FEB-2006 23:14:23	Dark	44.000	25	35Lam Sco	1.6200	28000.	88	20696	No
305	GOM_NL__2PRFIN20060213_231541_000000492045_00101_20696_8696.N1	13-FEB-2006 23:15:41	Dark	49.000	40	The Sco	1.8590	7100.0	98	20696	No
306	GOM_NL__2PRFIN20060213_231728_000000392045_00101_20696_8697.N1	13-FEB-2006 23:17:28	Dark	38.500	147	Alp Ara	2.8770	26000.	77	20696	No
307	GOM_NL__2PRFIN20060213_231856_000000392045_00101_20696_8698.N1	13-FEB-2006 23:18:56	Dark	39.000	141	Bet Ara	2.8400	4600.0	78	20696	No
308	GOM_NL__2PRFIN20060213_232501_000000472045_00102_20697_8677.N1	13-FEB-2006 23:25:01	Dark	46.500	4	Alp1Cen	-0.010000	5800.0	93	20697	No
309	GOM_NL__2PRFIN20060213_232620_000000162045_00102_20697_8678.N1	13-FEB-2006 23:26:20	Dark	16.000	10	Bet Cen	0.61000	28000.	32	20697	No
310	GOM_NL__2PRFIN20060213_232927_000000492045_00102_20697_8679.N1	13-FEB-2006 23:29:27	Dark	49.000	12	Alp1Cru	0.77500	30000.	98	20697	No
311	GOM_NL__2PRFIN20060213_233200_000000382045_00102_20697_8680.N1	13-FEB-2006 23:32:00	Dark	37.500	29	Bet Car	1.6720	10200.	75	20697	No
312	GOM_NL__2PRFIN20060213_233436_000000382045_00102_20697_8681.N1	13-FEB-2006 23:34:36	Dark	38.000	71	lot Car	2.2460	7700.0	76	20697	No
313	GOM_NL__2PRFIN20060213_233614_000000402045_00102_20697_8682.N1	13-FEB-2006 23:36:14	Dark	40.000	46	Del Vel	1.9540	10600.	80	20697	No
314	GOM_NL__2PRFIN20060213_233838_000000412045_00102_20697_8683.N1	13-FEB-2006 23:38:38	Straylight	41.000	34	Gam2Vel	1.7930	23000.	82	20697	No
315	GOM_NL__2PRFIN20060213_234042_000000382045_00102_20697_8684.N1	13-FEB-2006 23:40:42	Straylight	38.000	70	Zet Pup	2.2460	39000.	76	20697	No
316	GOM_NL__2PRFIN20060213_234500_000000392045_00102_20697_8685.N1	13-FEB-2006 23:45:00	Straylight	39.000	132	15Rho Pup	2.8030	6900.0	78	20697	No
317	GOM_NL__2PRFIN20060213_235328_000000502045_00102_20697_8686.N1	13-FEB-2006 23:53:28	Bright	50.000	8	10Alp CMi	0.40000	6500.0	100	20697	No
318	GOM_NL__2PRFIN20060213_235946_000000392045_00102_20697_8687.N1	13-FEB-2006 23:59:46	Bright	39.000	17	78Bet Gem	1.1610	4500.0	78	20697	No

3. Quality information per product

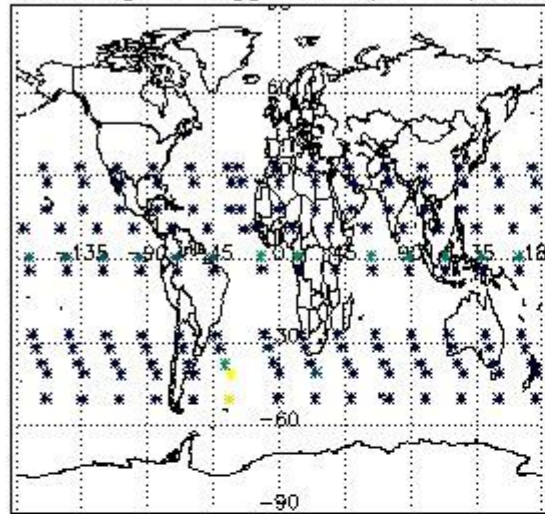
In this section it is plotted some information contained in the Quality Summary data set of the level 2 products. Only products in dark limb conditions and without errors (error flag in the MPH set to "0") are used.

3.1 Plot quality information per product (time dependant)

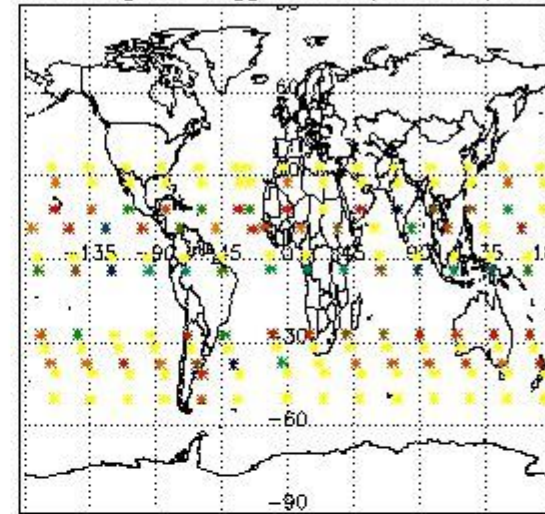


3.2 Plot quality information per product (world map)


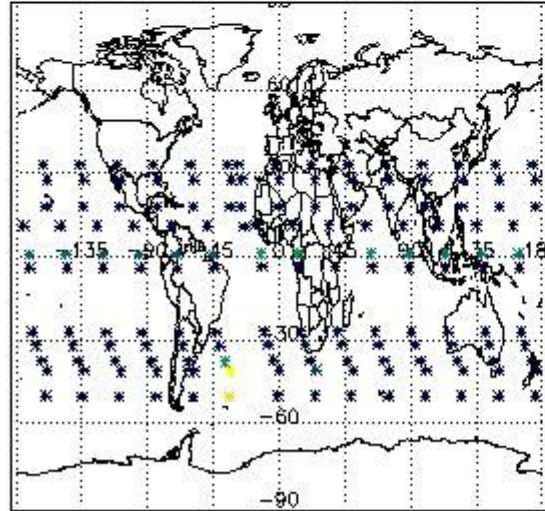
Percentage of flagged data per O3 profile



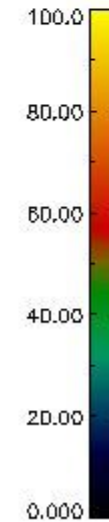
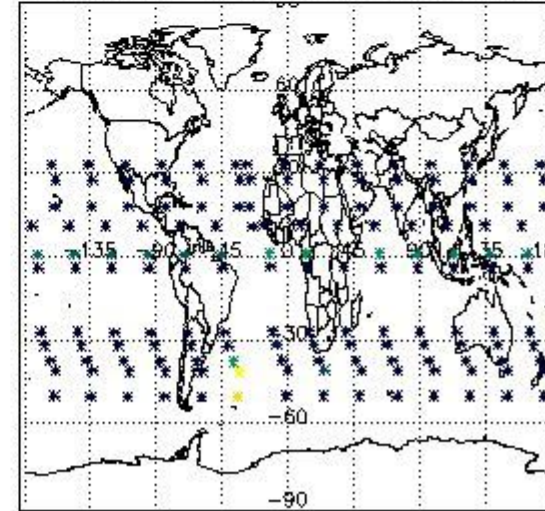
Percentage of flagged data per H2O profile



Percentage of flagged data per NO2 profile



Percentage of flagged data per NO3 profile

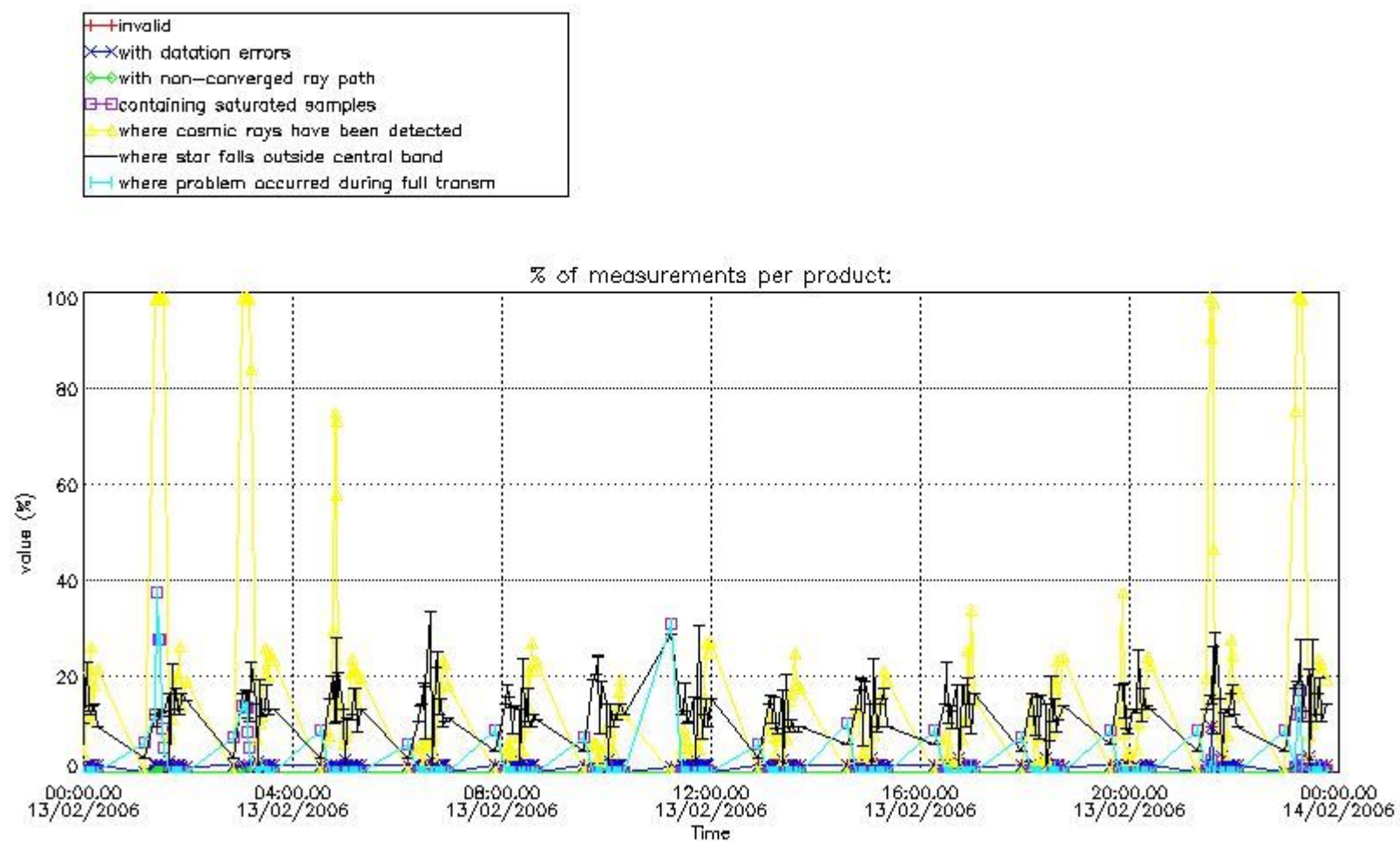


4. Level 1 quality information per product

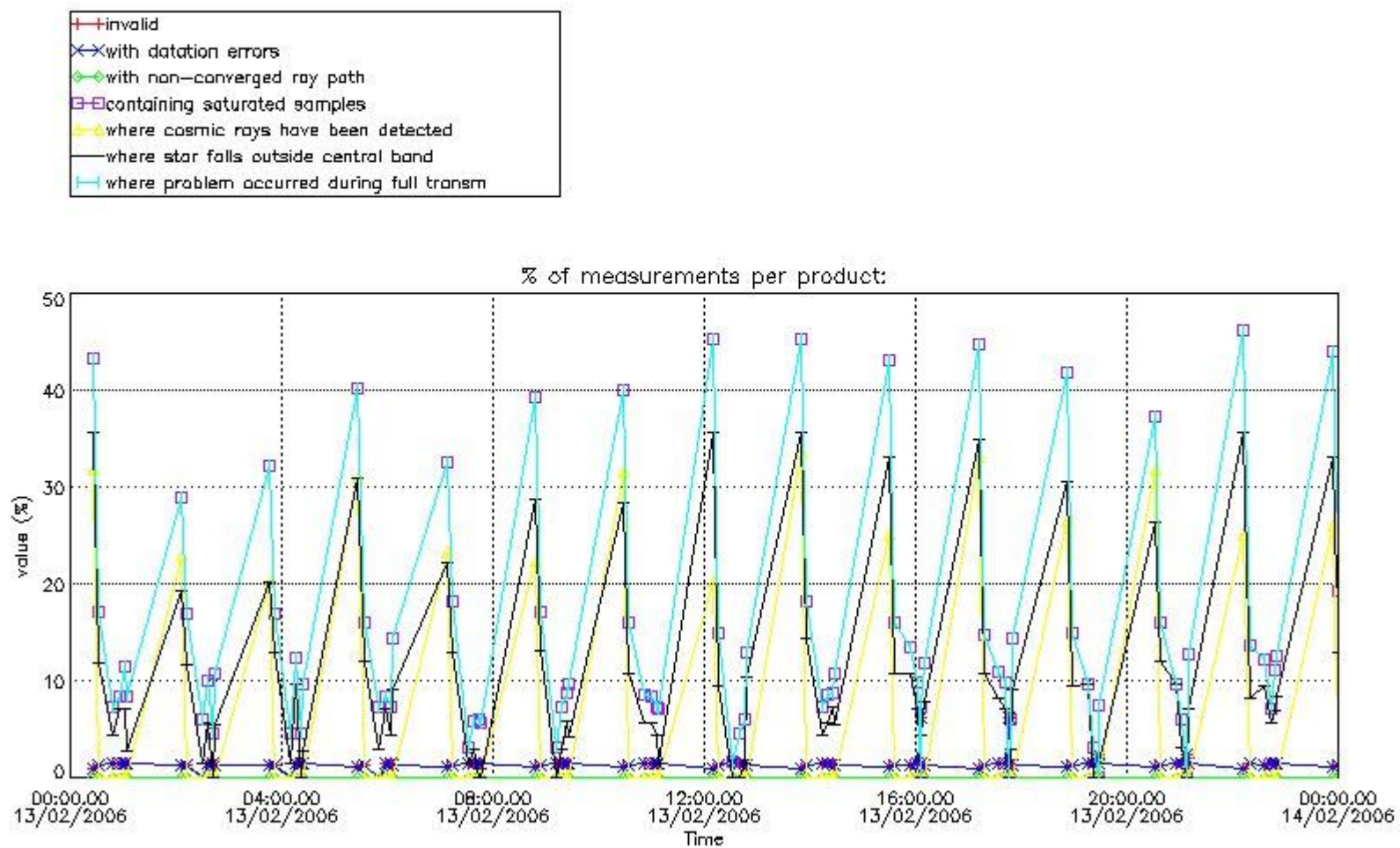
In this section it is plotted some information contained in the Quality Summary data set of the level 2 products that comes from the level 1b processing. Products without errors (error flag in the MPH set to "0") are used.

4.1 Plot quality information per product (time dependant) coming from level 1b processing

4.1.1 Plot level 1 quality information per product (time dependant): ENVISAT ASCENDING passes

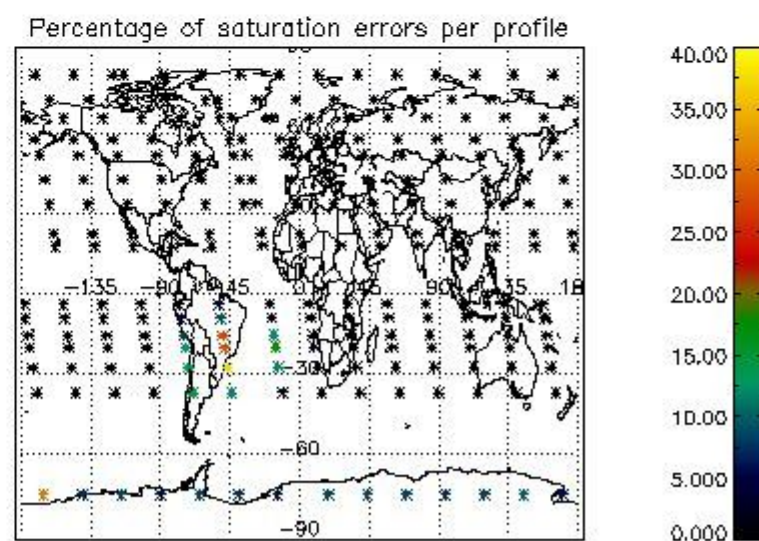
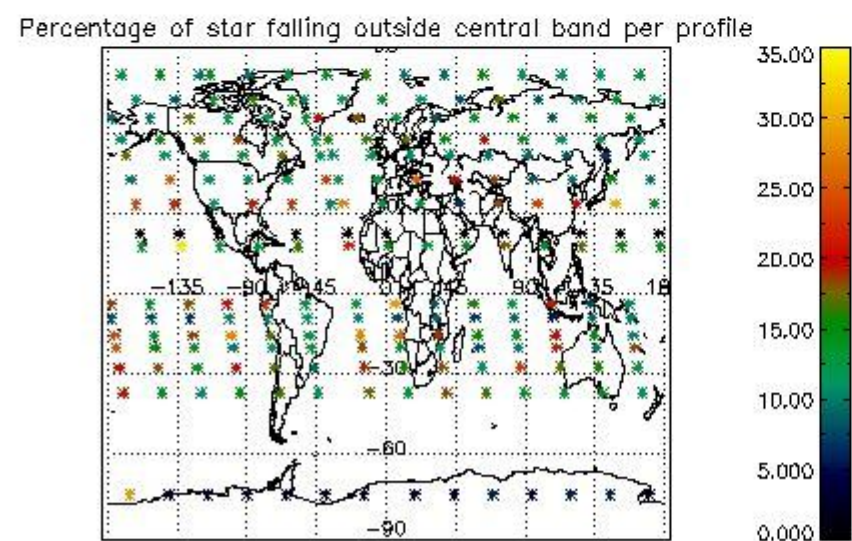
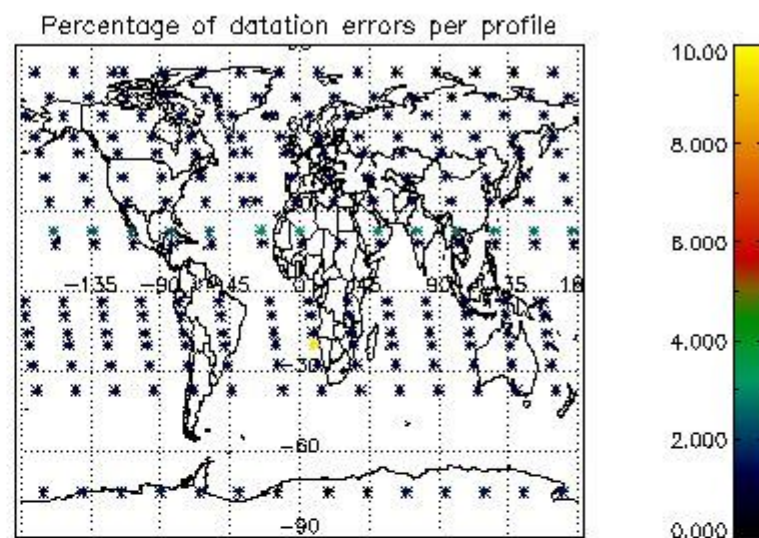
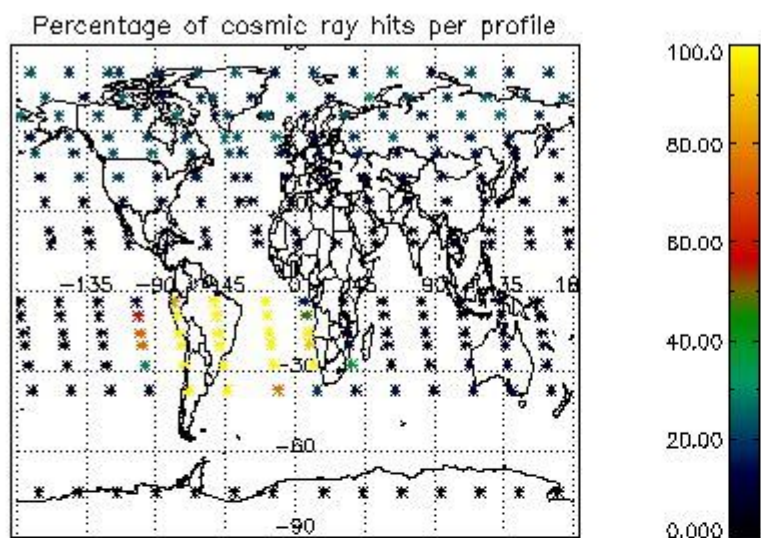


4.1.2 Plot level 1 quality information per product (time dependant): ENVI SAT DESCENDING passes



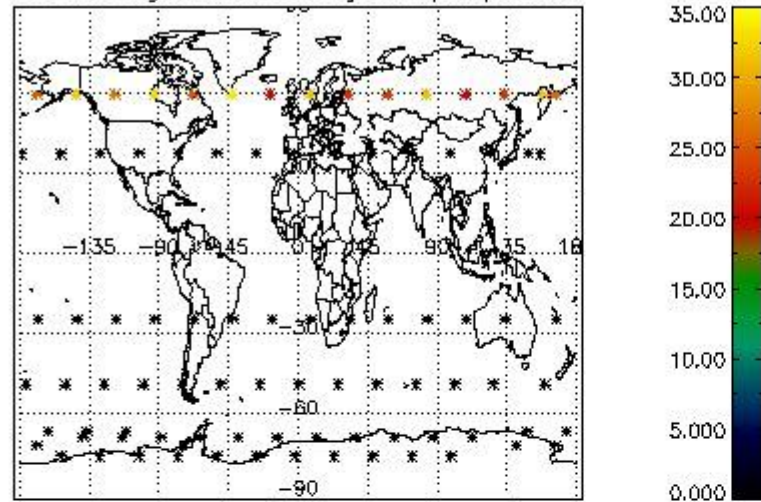
4.2 Plot quality information per product coming from level 1b processing (world map)

4.2.1 Plot level 1 quality information per product (world map): ENVISAT ASCENDING passes

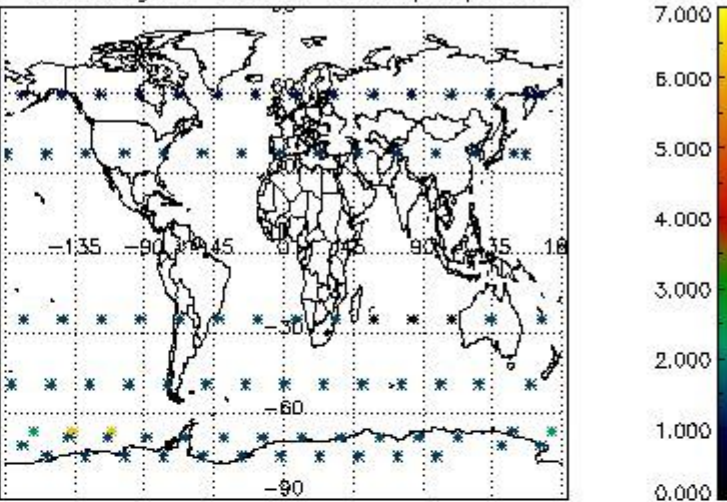


4.2.2 Plot level 1 quality information per product (world map): ENVISAT DESCENDING passes

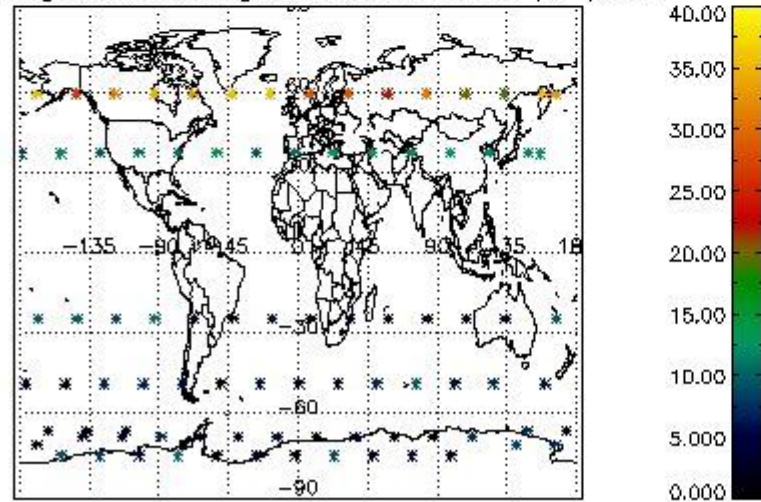
Percentage of cosmic ray hits per profile



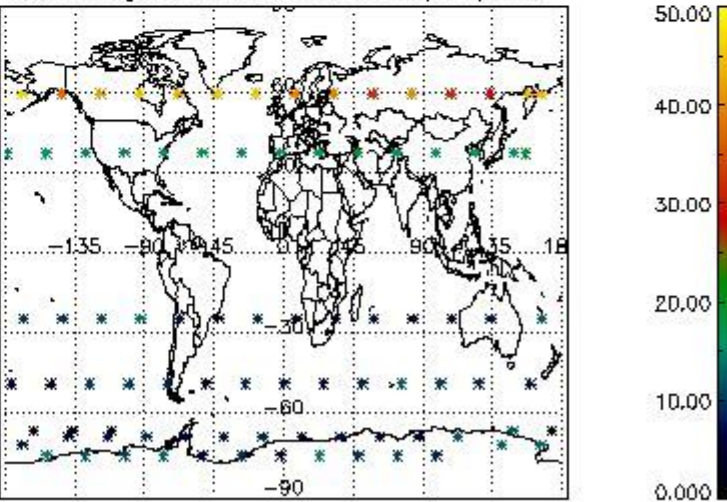
Percentage of datation errors per profile



Percentage of star falling outside central band per profile



Percentage of saturation errors per profile



5. Trace gas profiles

5.1 Ozone statistics based on quality of products

The final quality of the products can be "measured" using the STD (Standard Deviation) attached to every point profile. This information is written to the parameter GOM_NL__2P/NL_LOCAL_SPECIES_DENSITY/o3_std of the level 2 products. The table below shows the statistics for given STD ranges.

The statistics are given with respect to the overall valid production:

- Products without fatal errors: GOM_NL__2P/MPH/PRODUCT_ERR=0
- Valid point profile: GOM_NL__2P/NL_LOCAL_SPECIES_DENSITY/pcd(0)=0

The 'Criteria' is applied to valid points of dark limb products:

- Products in dark limb illumination condition: GOM_NL__2P/NL_SUMMARY_QUALITY/obs_ill_cond=0
- Products without fatal errors: GOM_NL__2P/MPH/PRODUCT_ERR=0
- Valid point profile: GOM_NL__2P/NL_LOCAL_SPECIES_DENSITY/pcd(0)=0

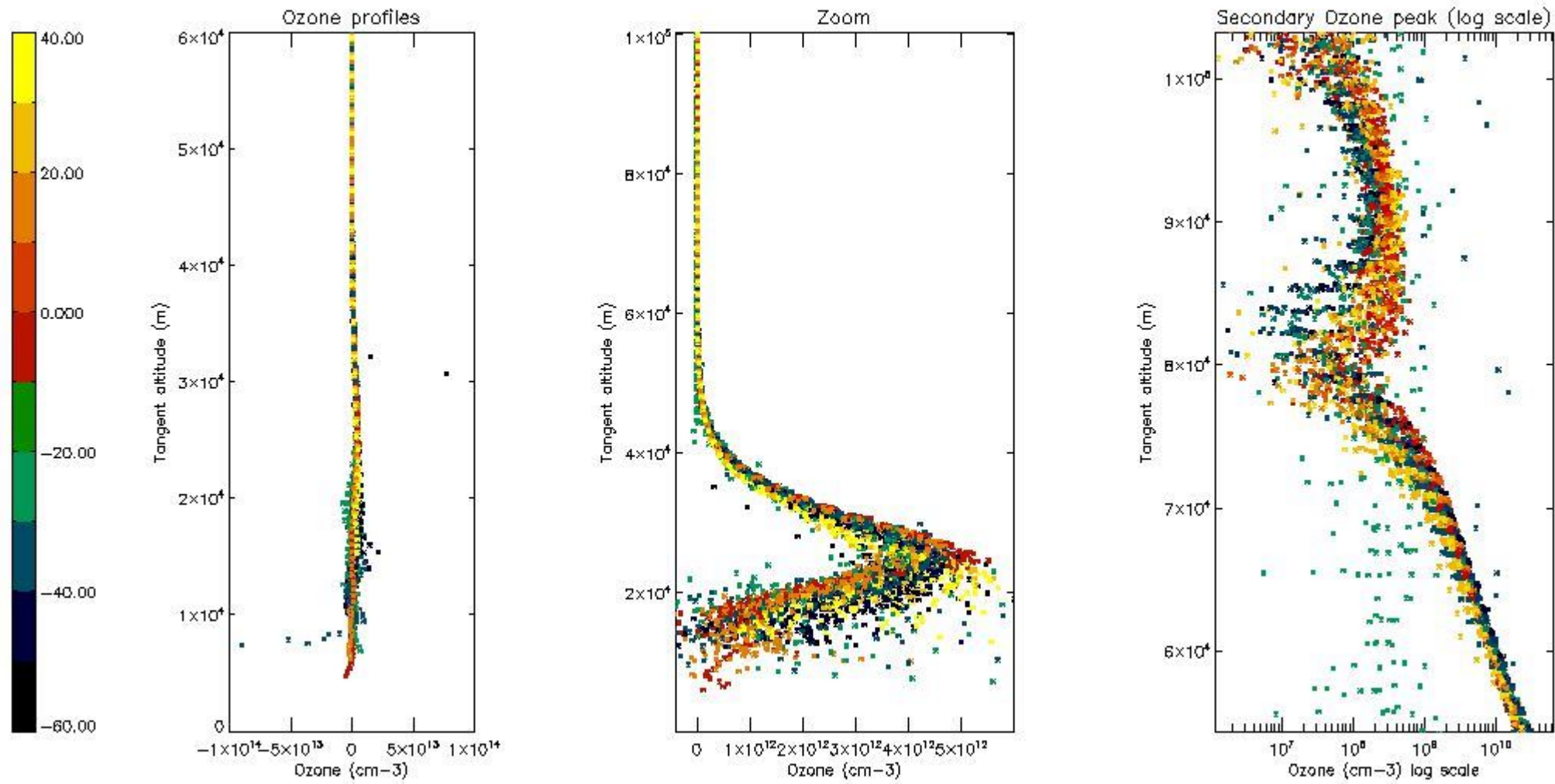
So, the table below shows the percentage of dark limb and valid observations for each criteria with respect to the overall valid daily observations.

Criteria	% of total production
All STD	51
STD < 20	30

STD < 10	24
STD < 5	17

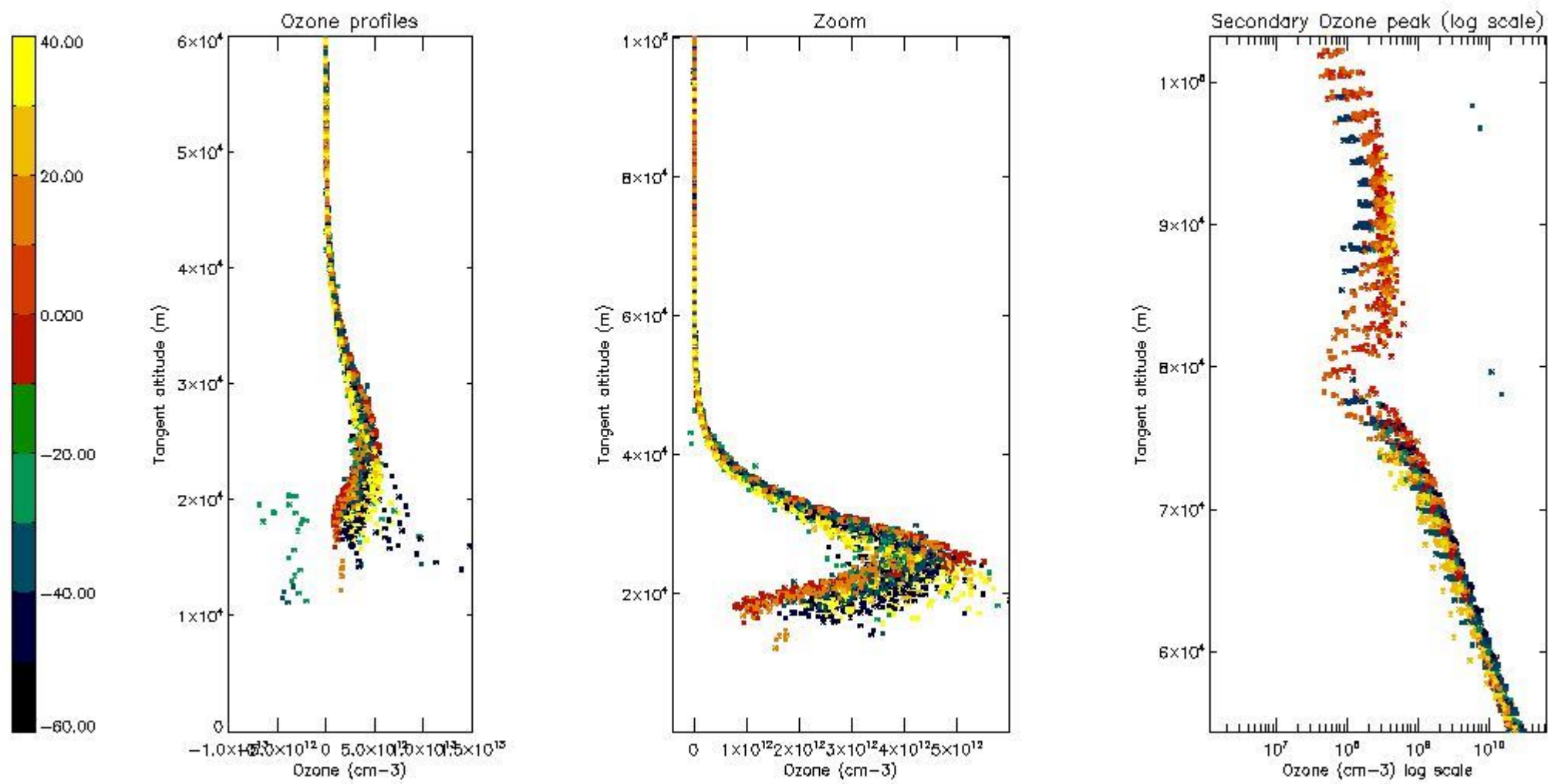
5.2 Plot ozone profiles for all STD (dark without errors)

The colorbar represents the latitude.



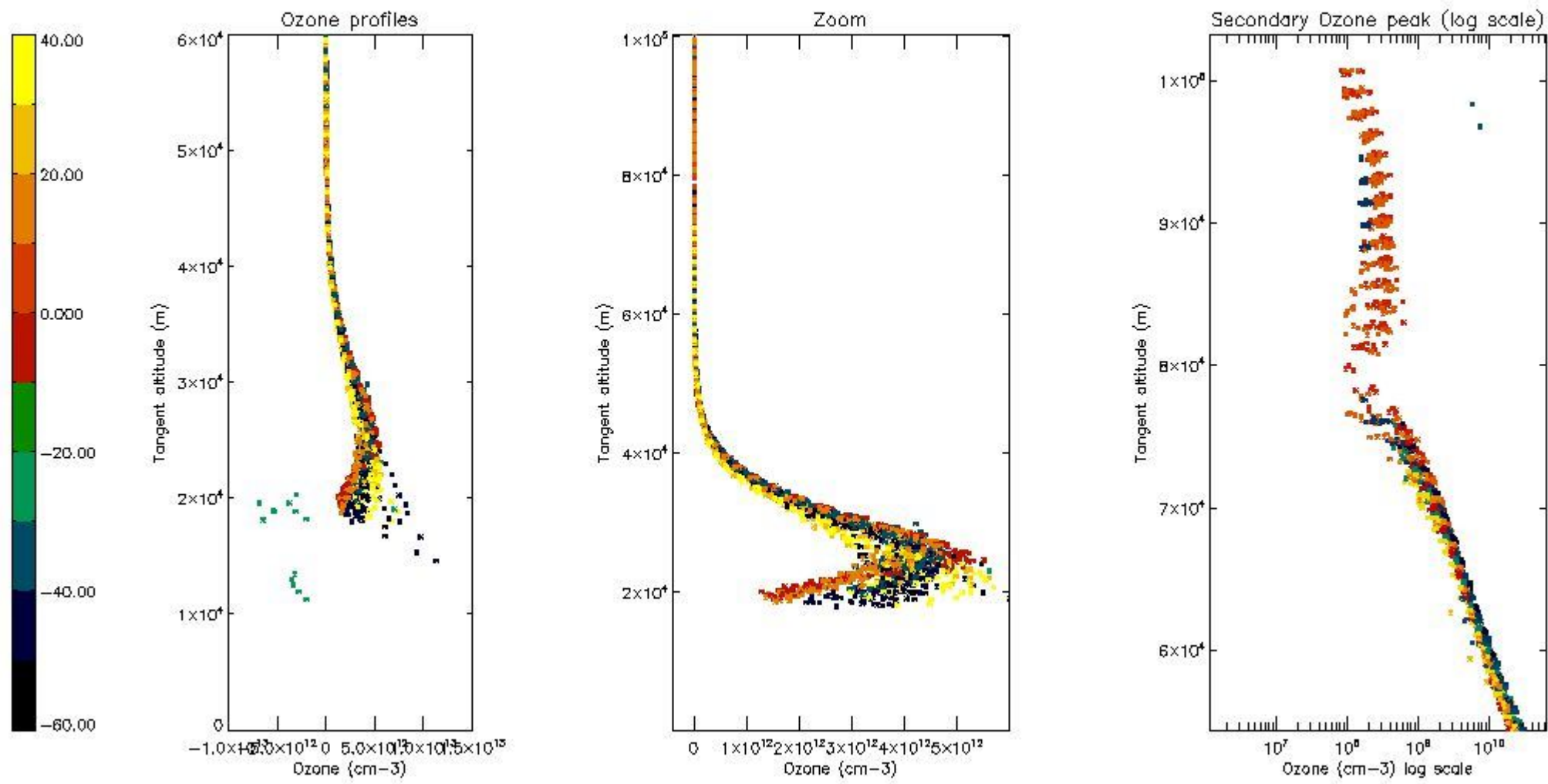
5.3 Plot ozone profiles where STD < 20% (dark without errors)

The colorbar represents the latitude.



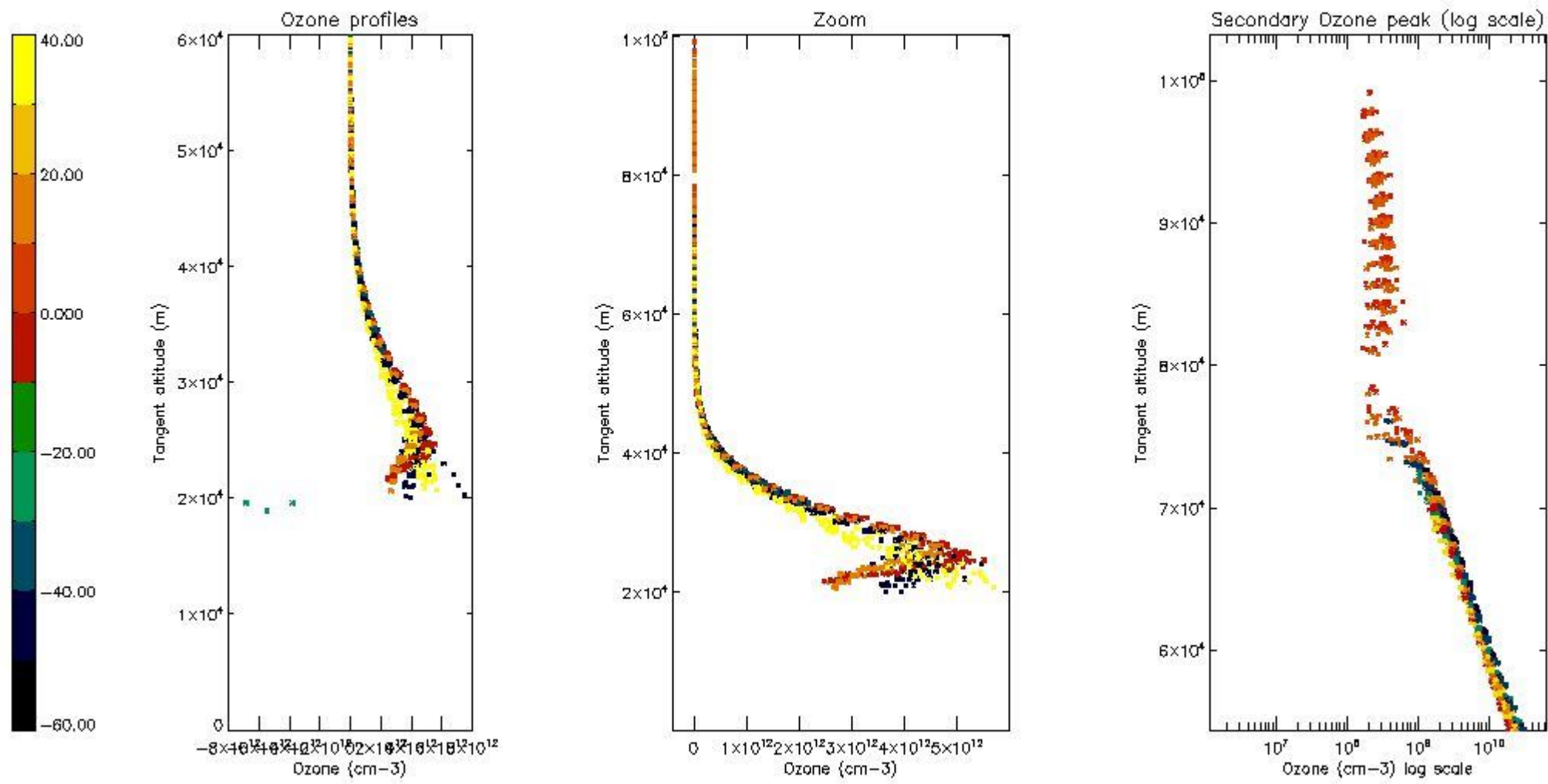
5.4 Plot ozone profiles where STD < 10% (dark without errors)

The colorbar represents the latitude.



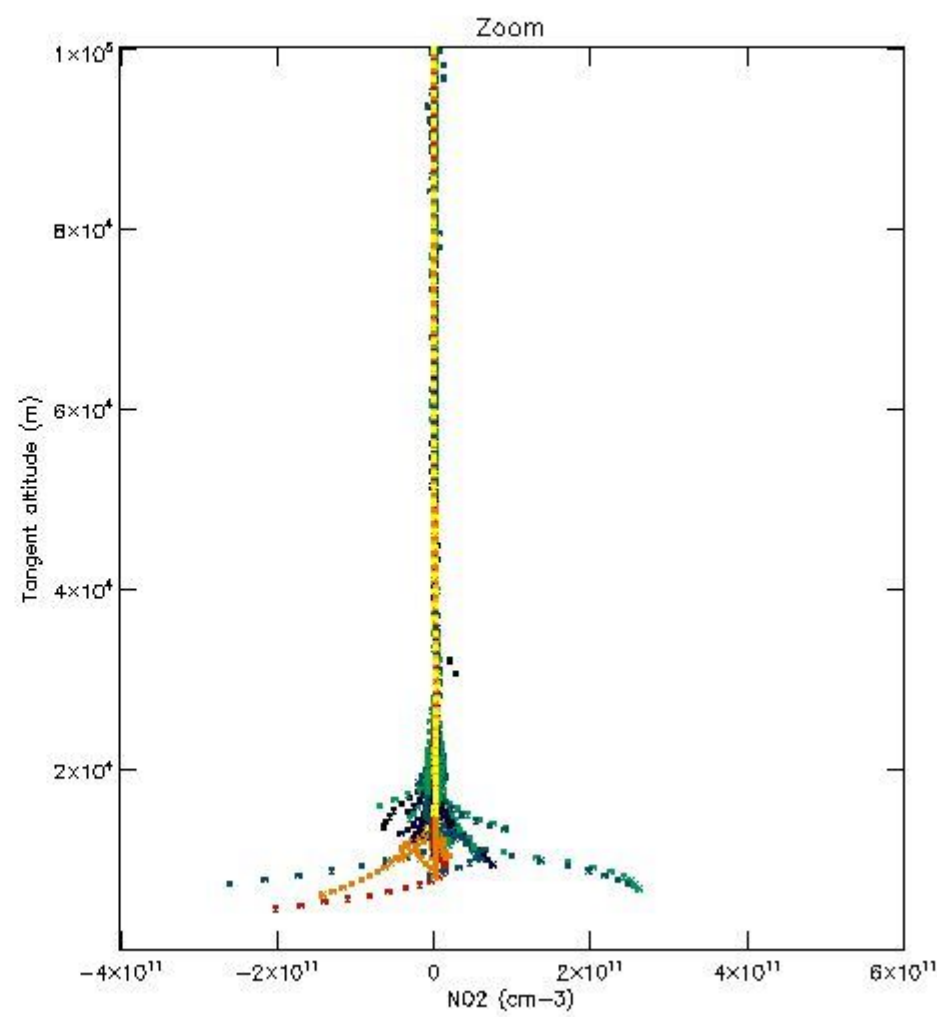
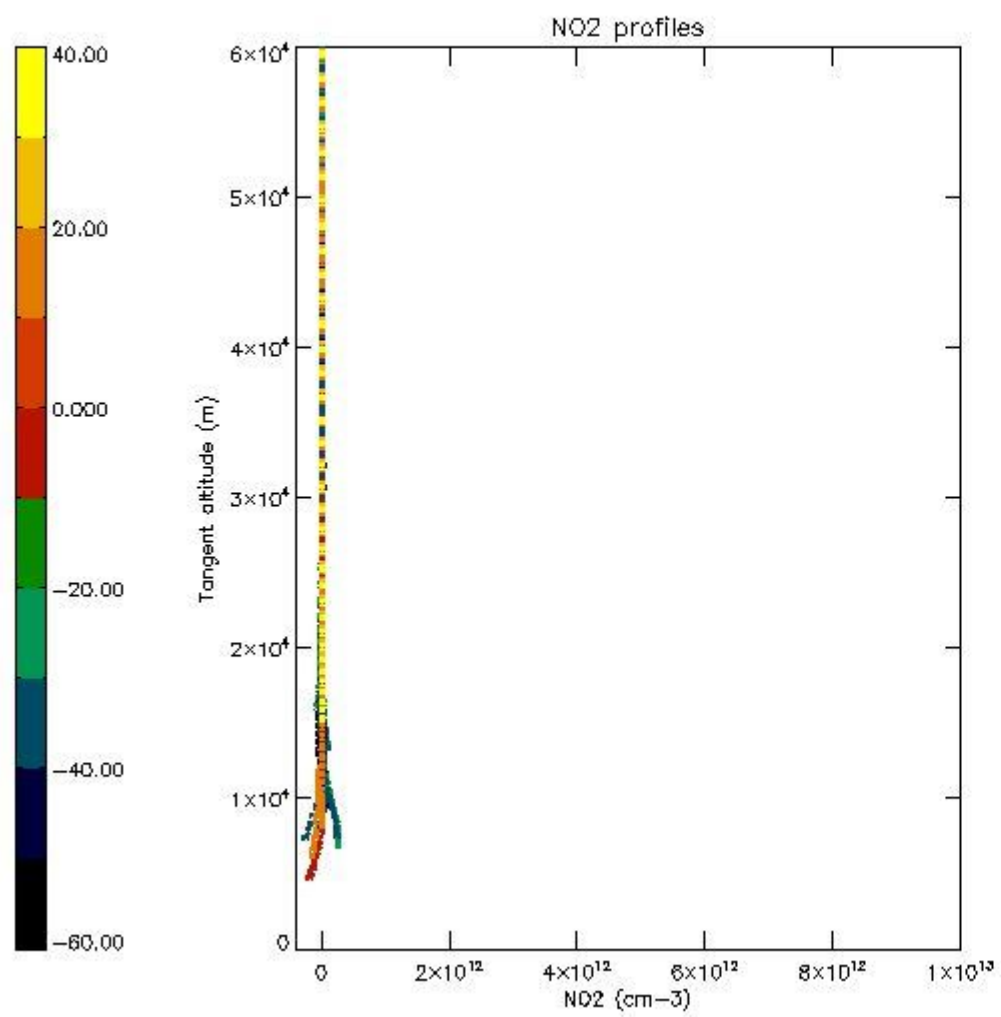
5.5 Plot ozone profiles where STD < 5% (dark without errors)

The colorbar represents the latitude.



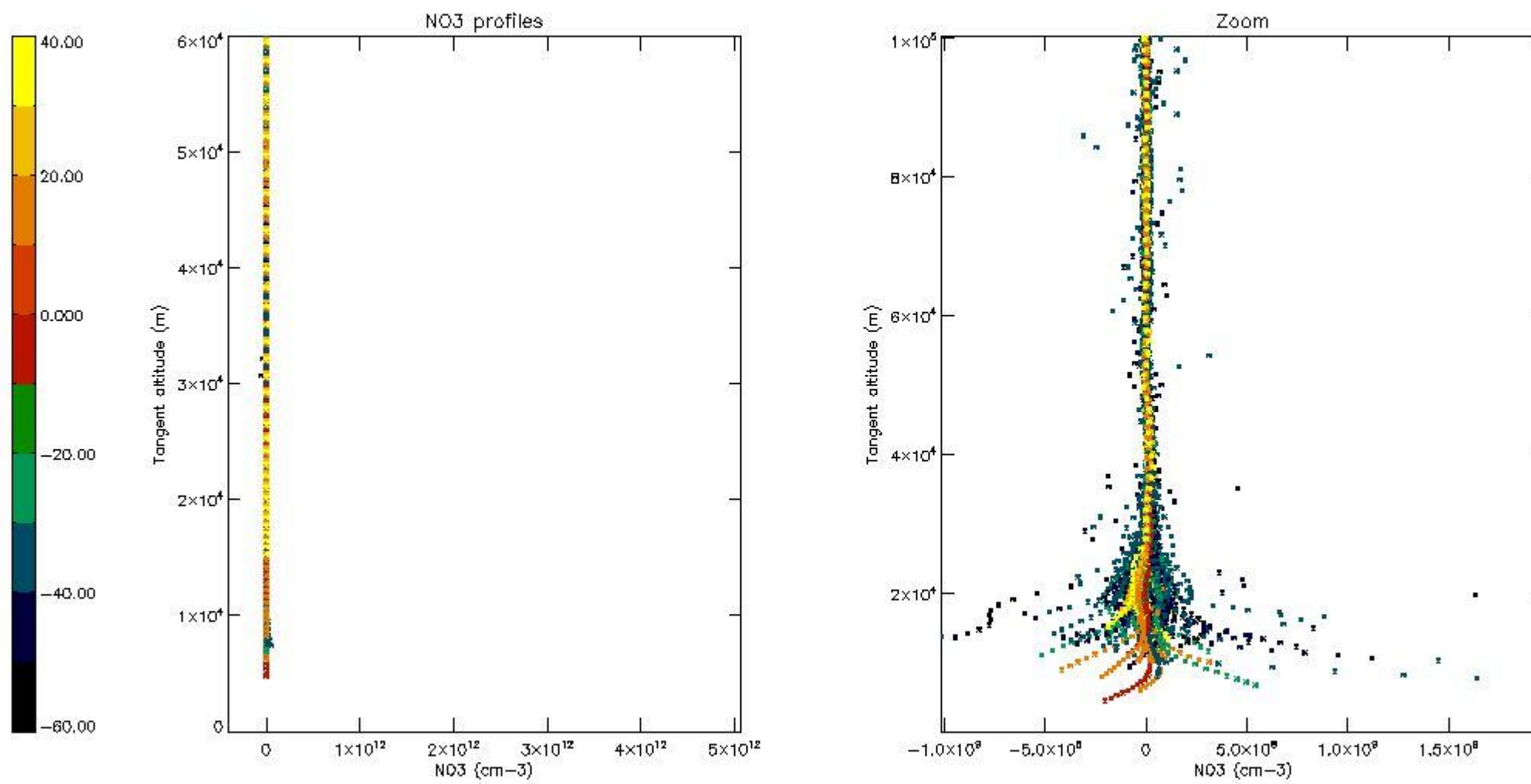
5.6 Plot NO₂ profiles for all STD (dark without errors)

The colorbar represents the latitude.



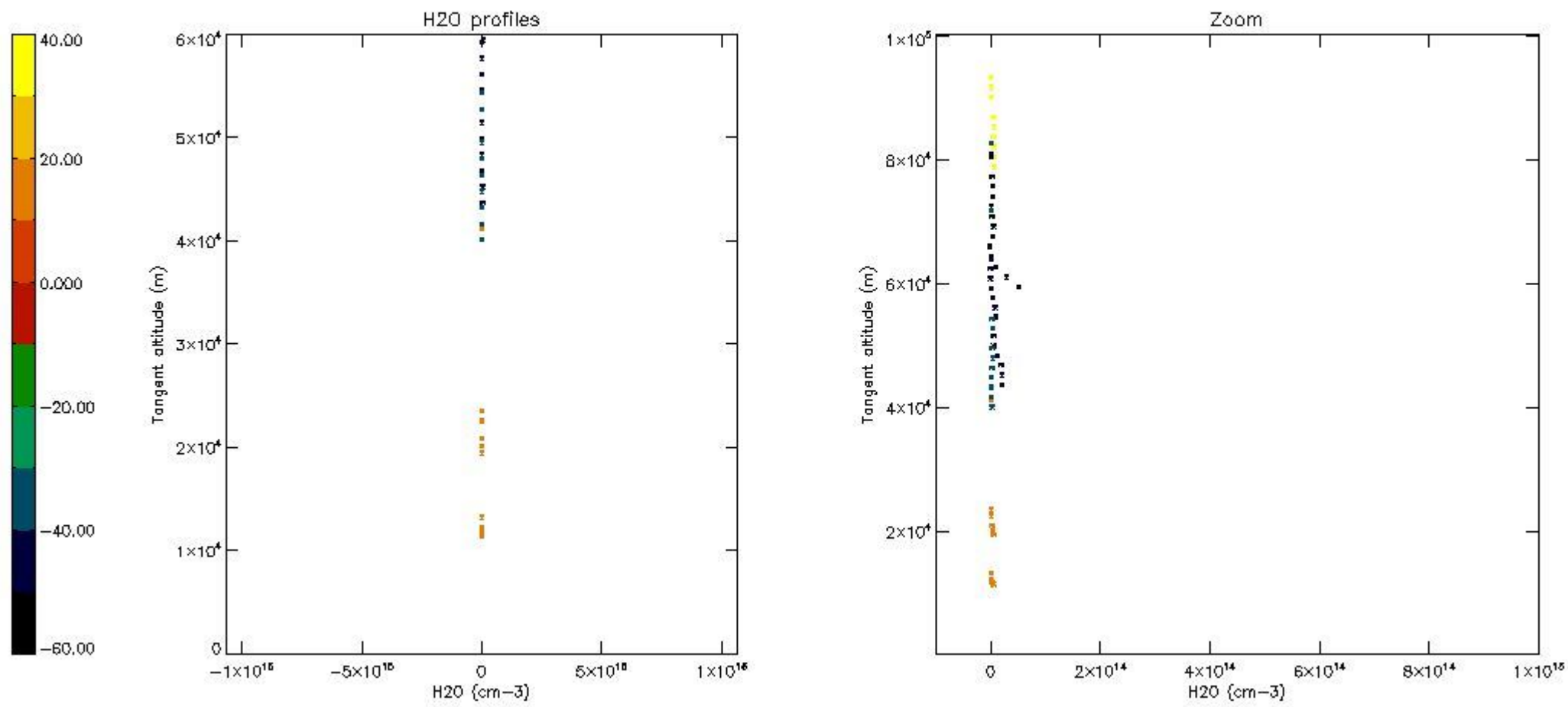
5.7 Plot NO3 profiles for all STD (dark without errors)

The colorbar represents the latitude.



5.8 Plot H2O profiles for all STD (only for occultations of stars 1,2,3,4,13,14,16,26,63 dark without errors)

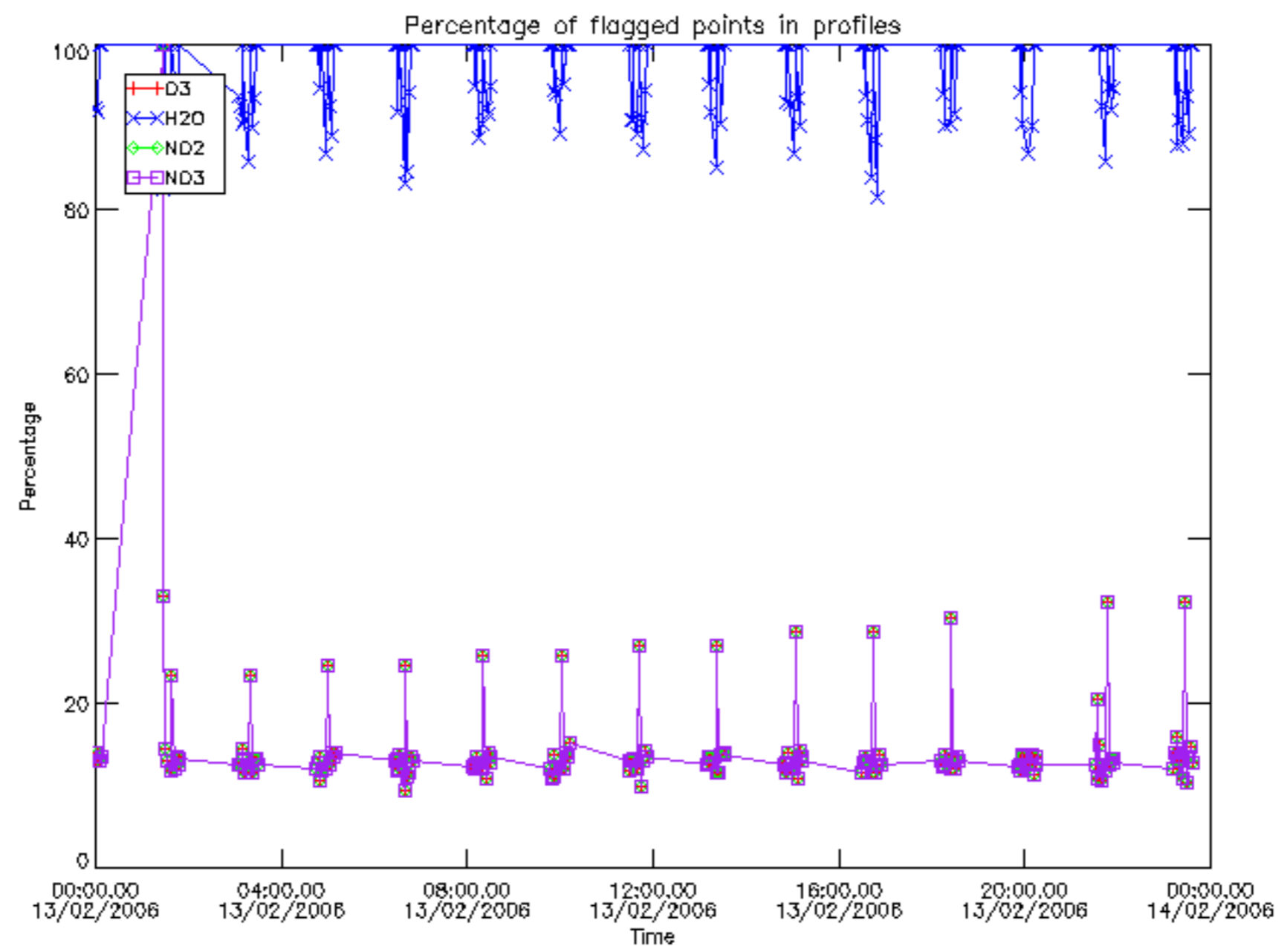
The colorbar represents the latitude.



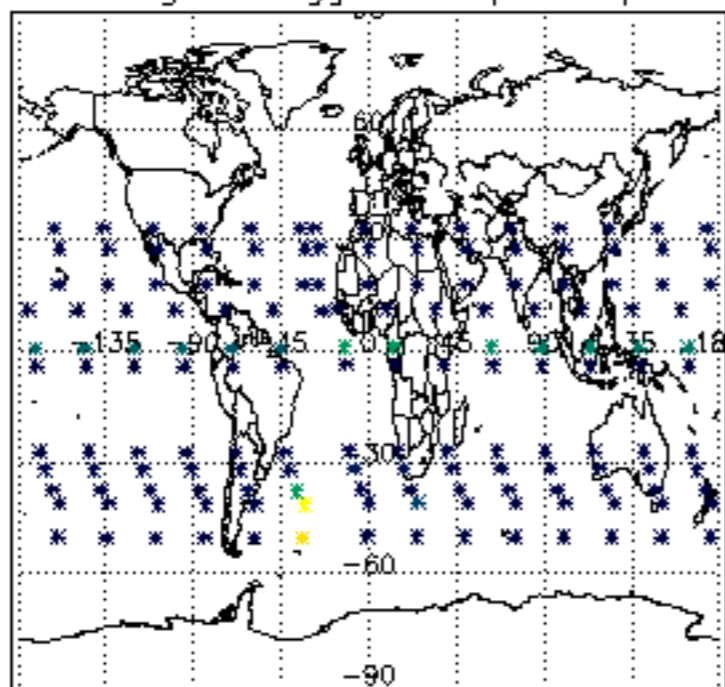
6. Auxiliary Data Files used for the production reported in section 2

The number reported in the third column indicates since which file (see list in section 2) the corresponding auxiliary file has been used. The fourth column is the date of those product files.

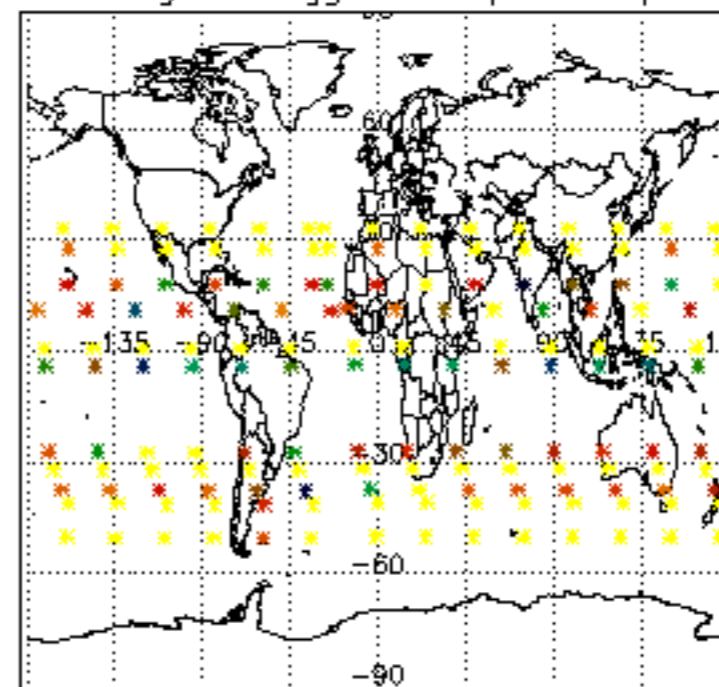
Type	Auxiliary Filename	Used since product	Used since product date
INST_PHYS_CHARACTERISTICS	GOM_INS_AXVIEC20091111_143220_20030716_120000_20500101_000000	1	13-FEB-2006 00:00:57
LEVEL-2_PROC_CONFIG	GOM_PR2_AXVIEC20091111_152718_20020301_000000_20500101_000000	1	13-FEB-2006 00:00:57
CROSS_SECTIONS_FILE	GOM_CRS_AXVIEC20091111_154832_20020301_000000_20500101_000000	1	13-FEB-2006 00:00:57



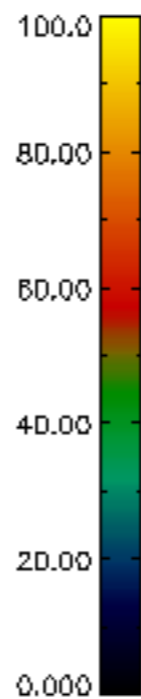
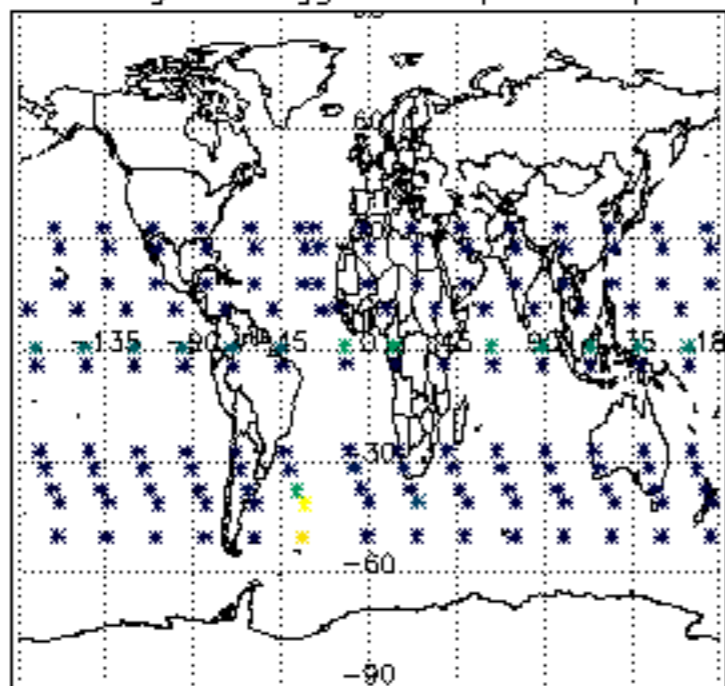
Percentage of flagged data per D3 profile



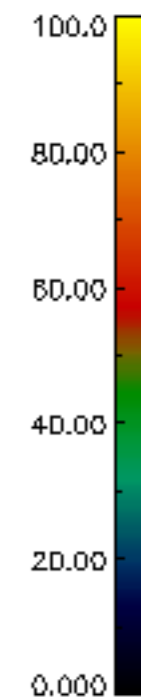
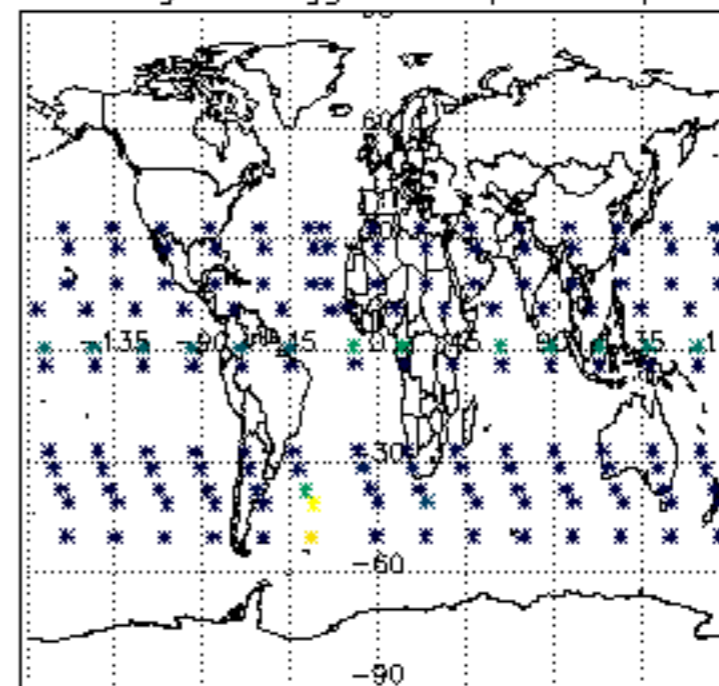
Percentage of flagged data per H2O profile

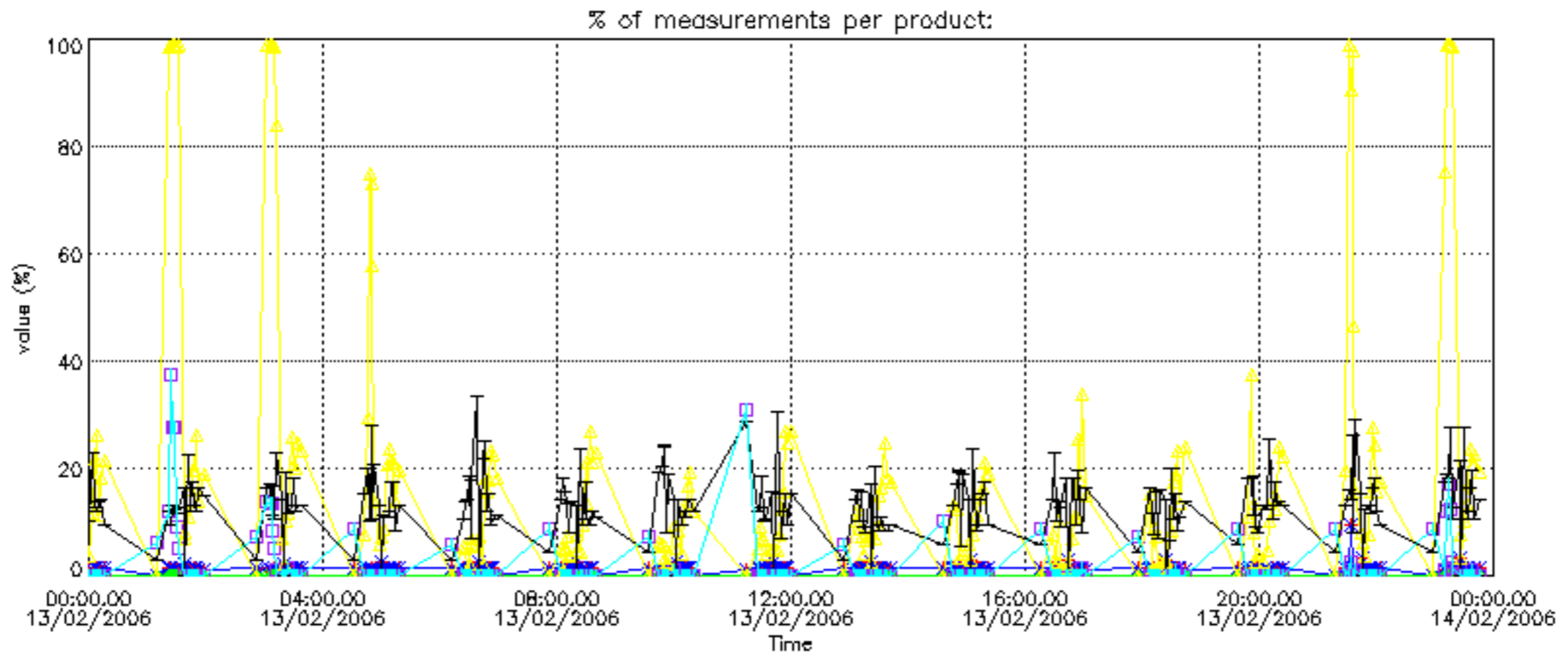


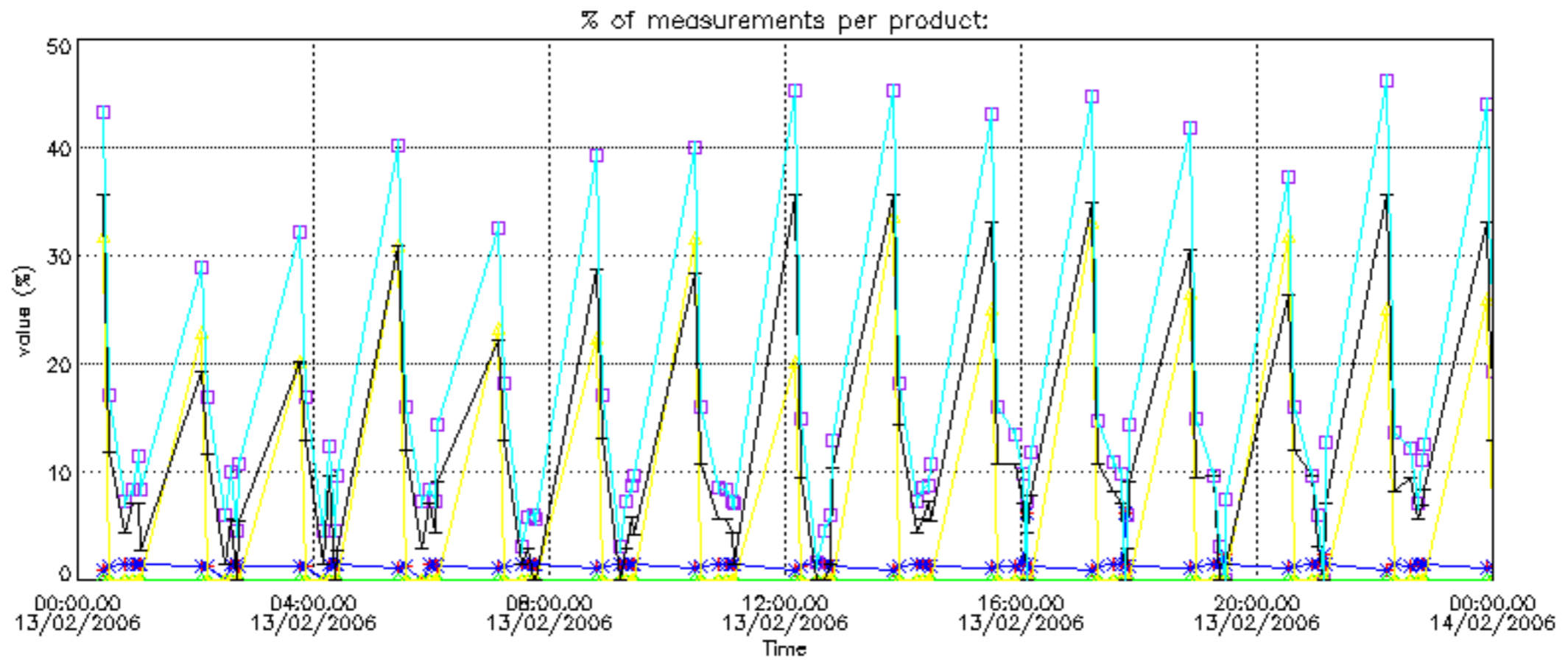
Percentage of flagged data per NO2 profile



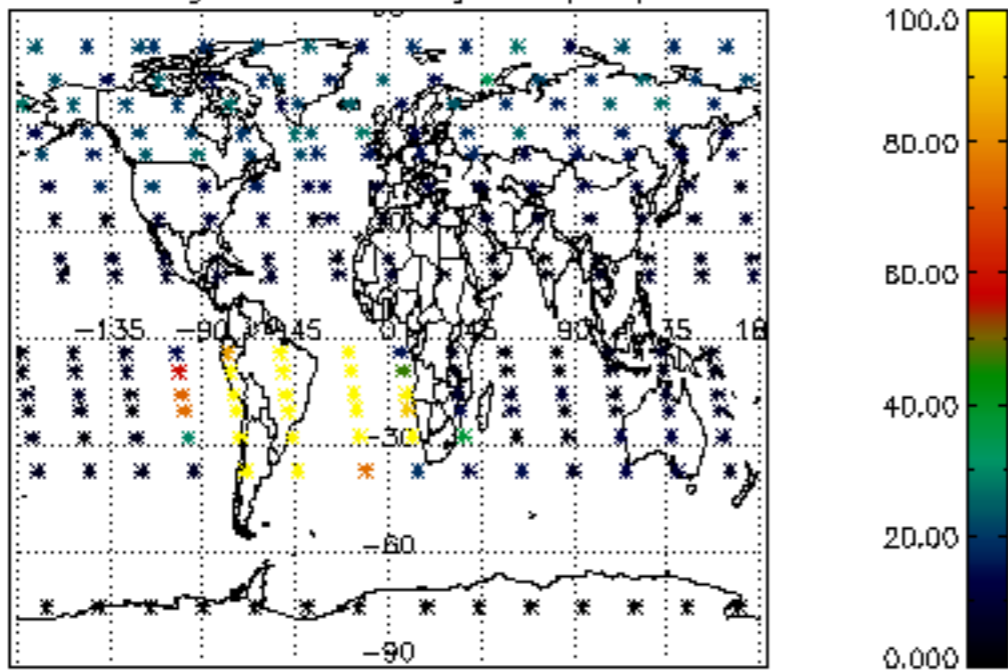
Percentage of flagged data per NO3 profile



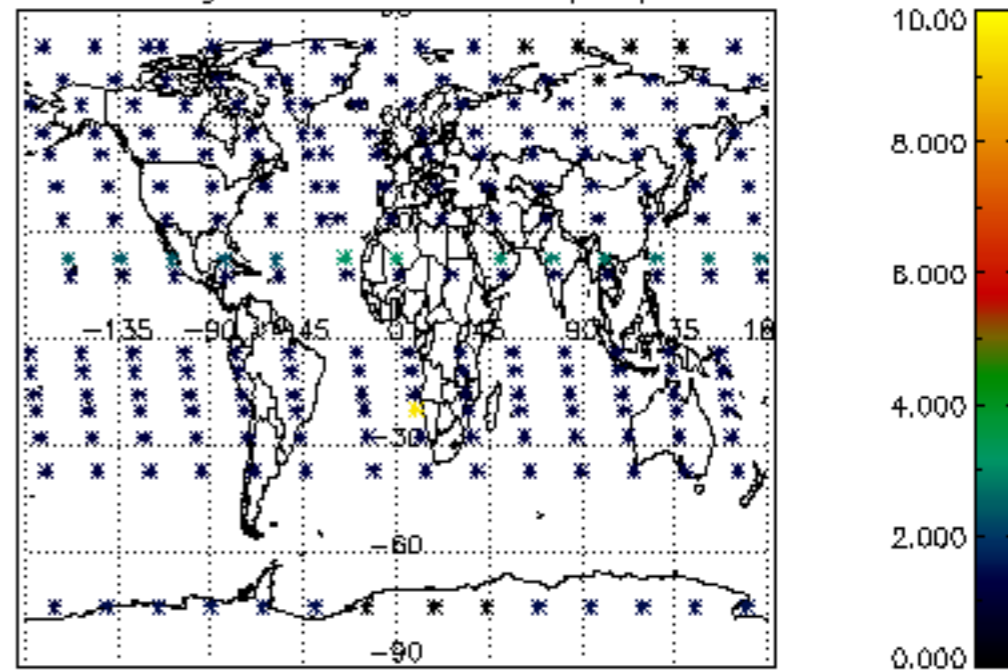




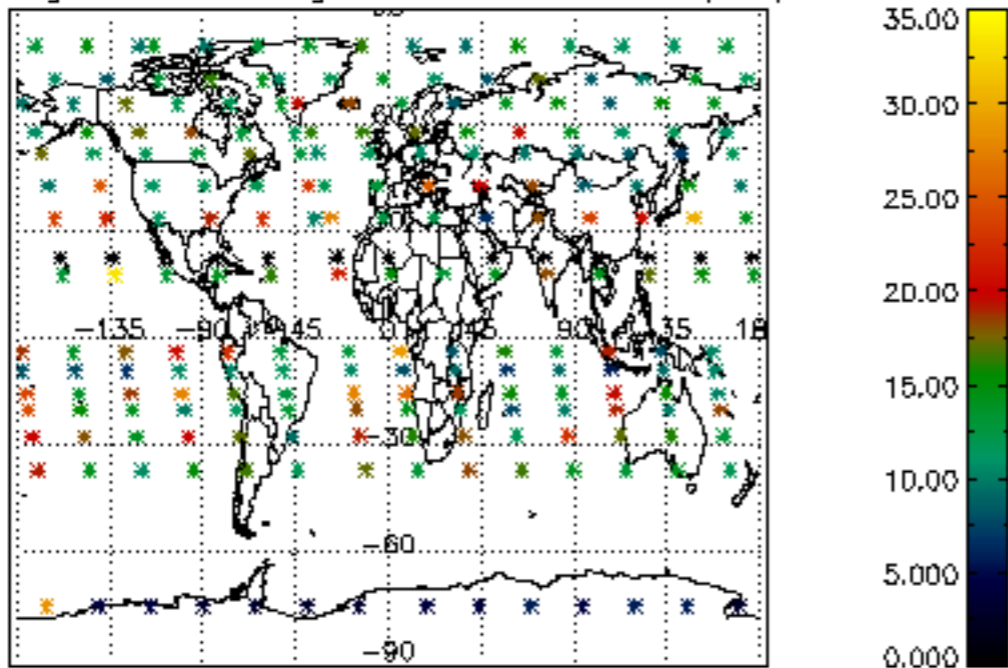
Percentage of cosmic ray hits per profile



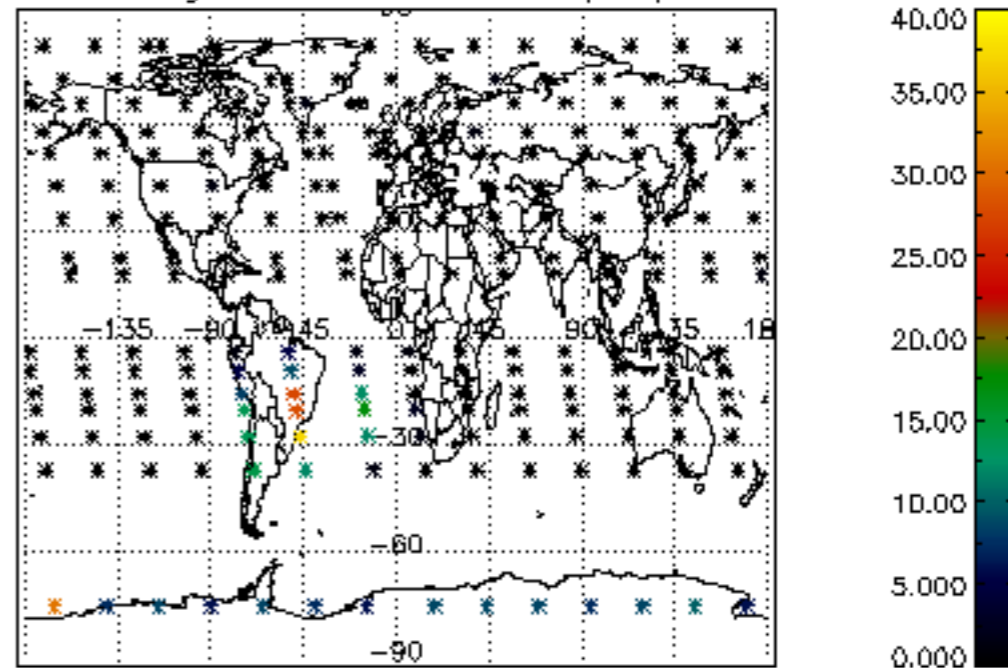
Percentage of datation errors per profile



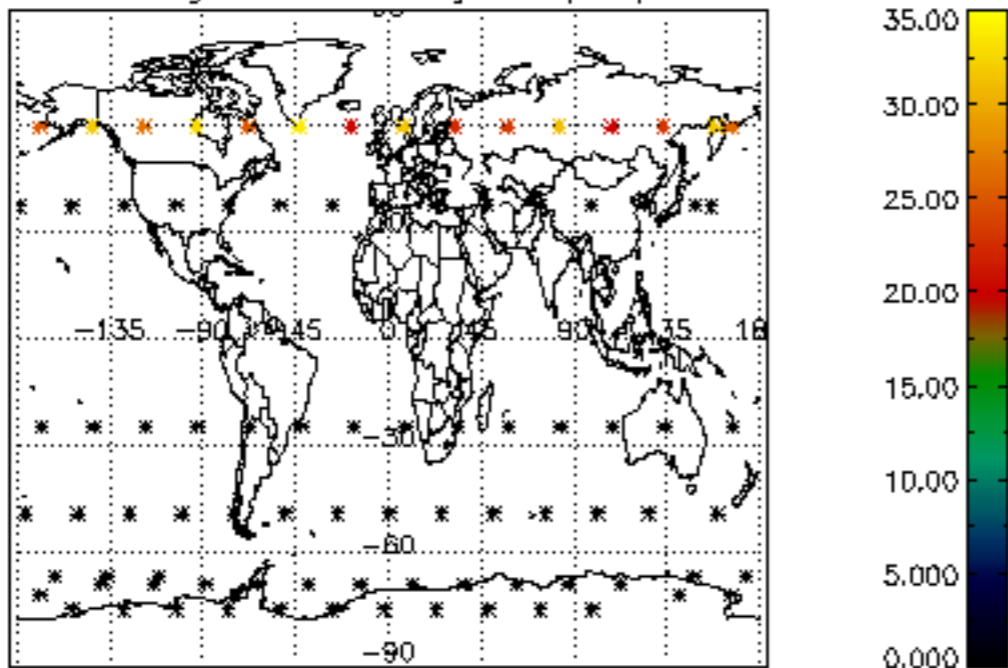
Percentage of star falling outside central band per profile



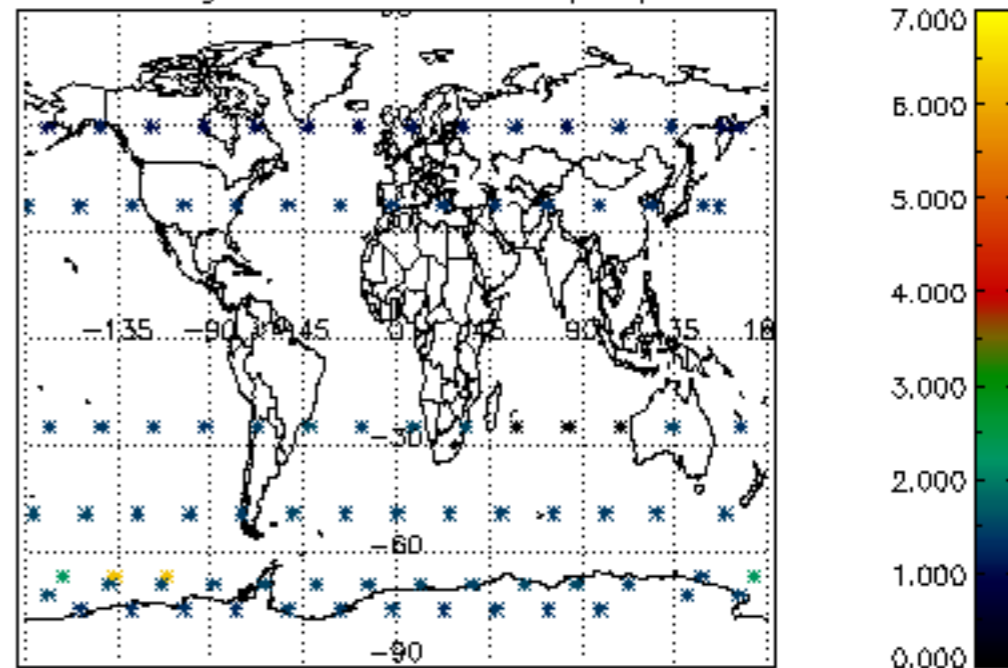
Percentage of saturation errors per profile



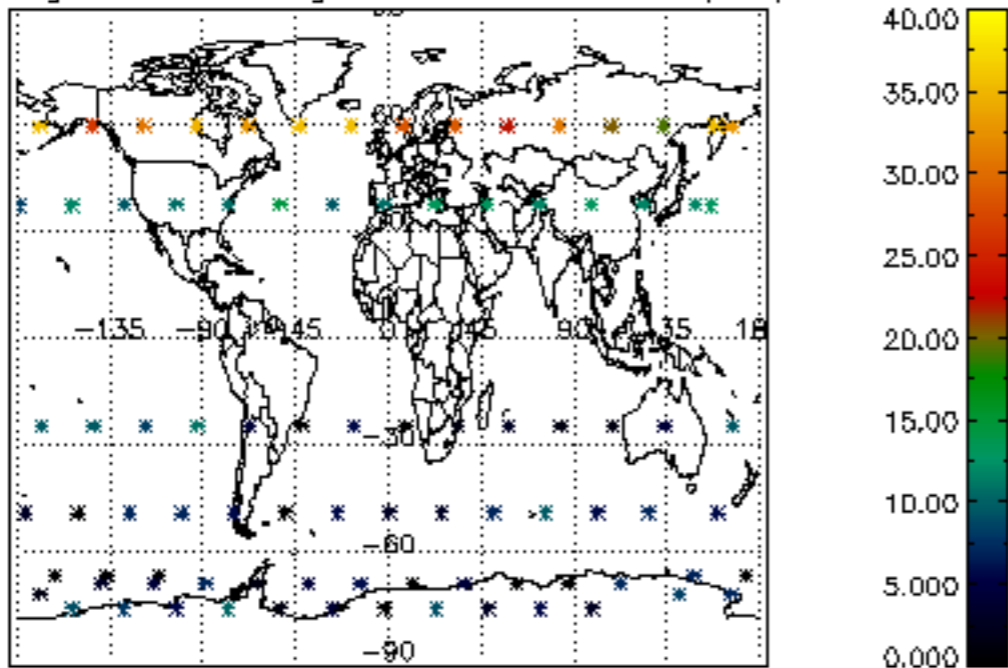
Percentage of cosmic ray hits per profile



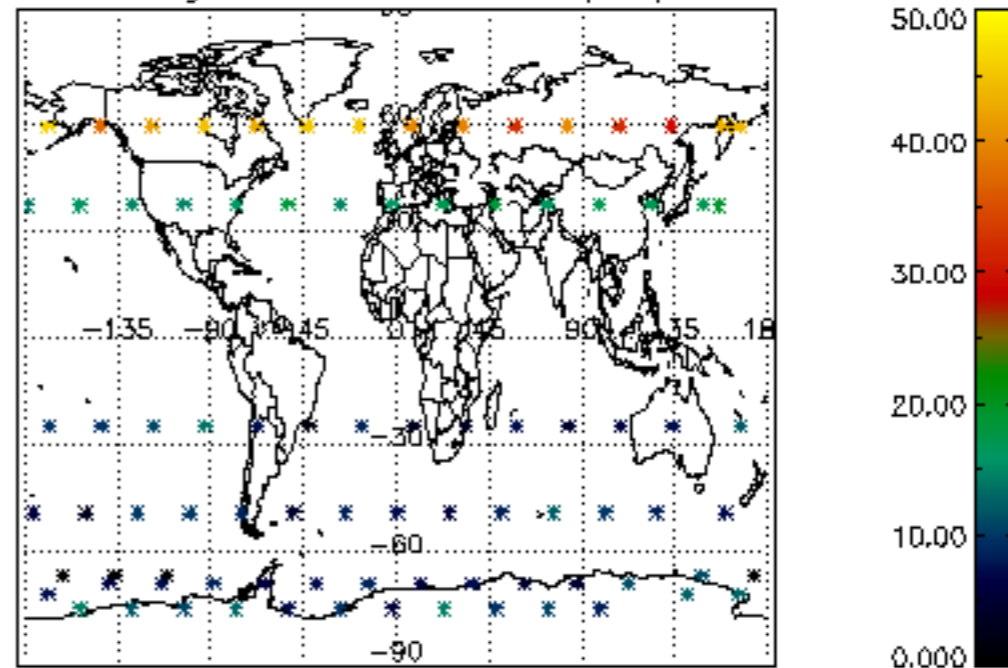
Percentage of datation errors per profile

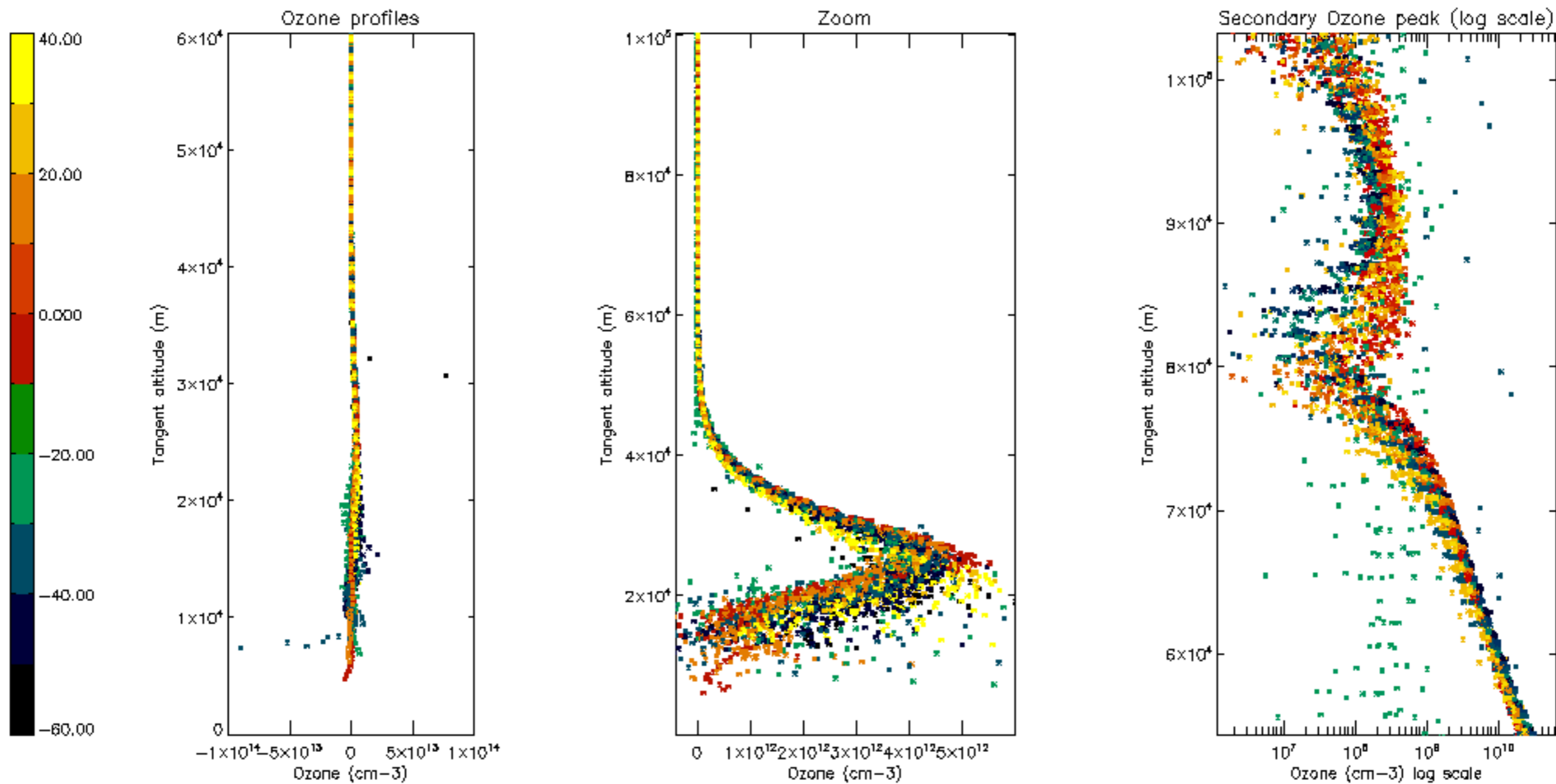


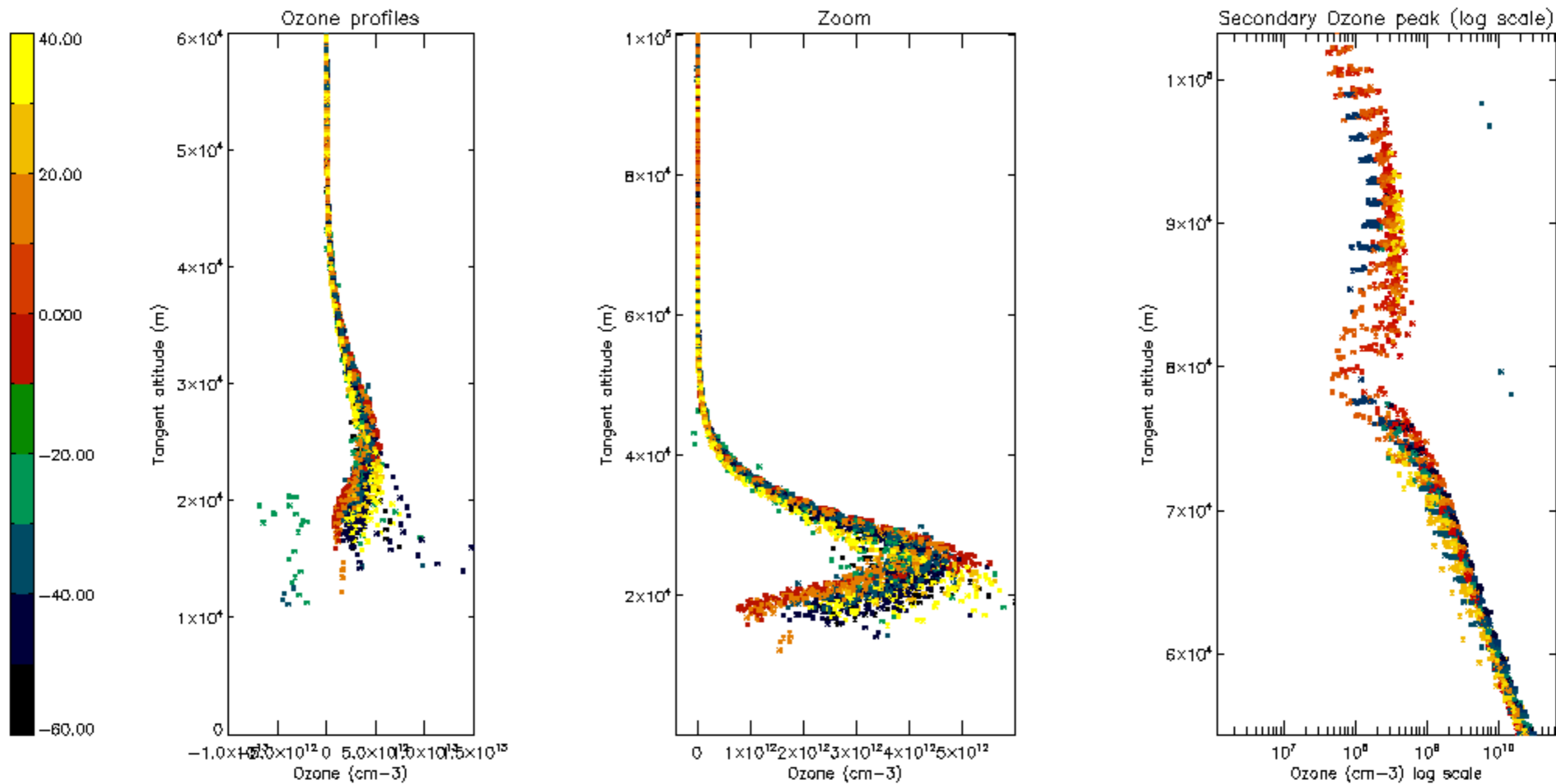
Percentage of star falling outside central band per profile

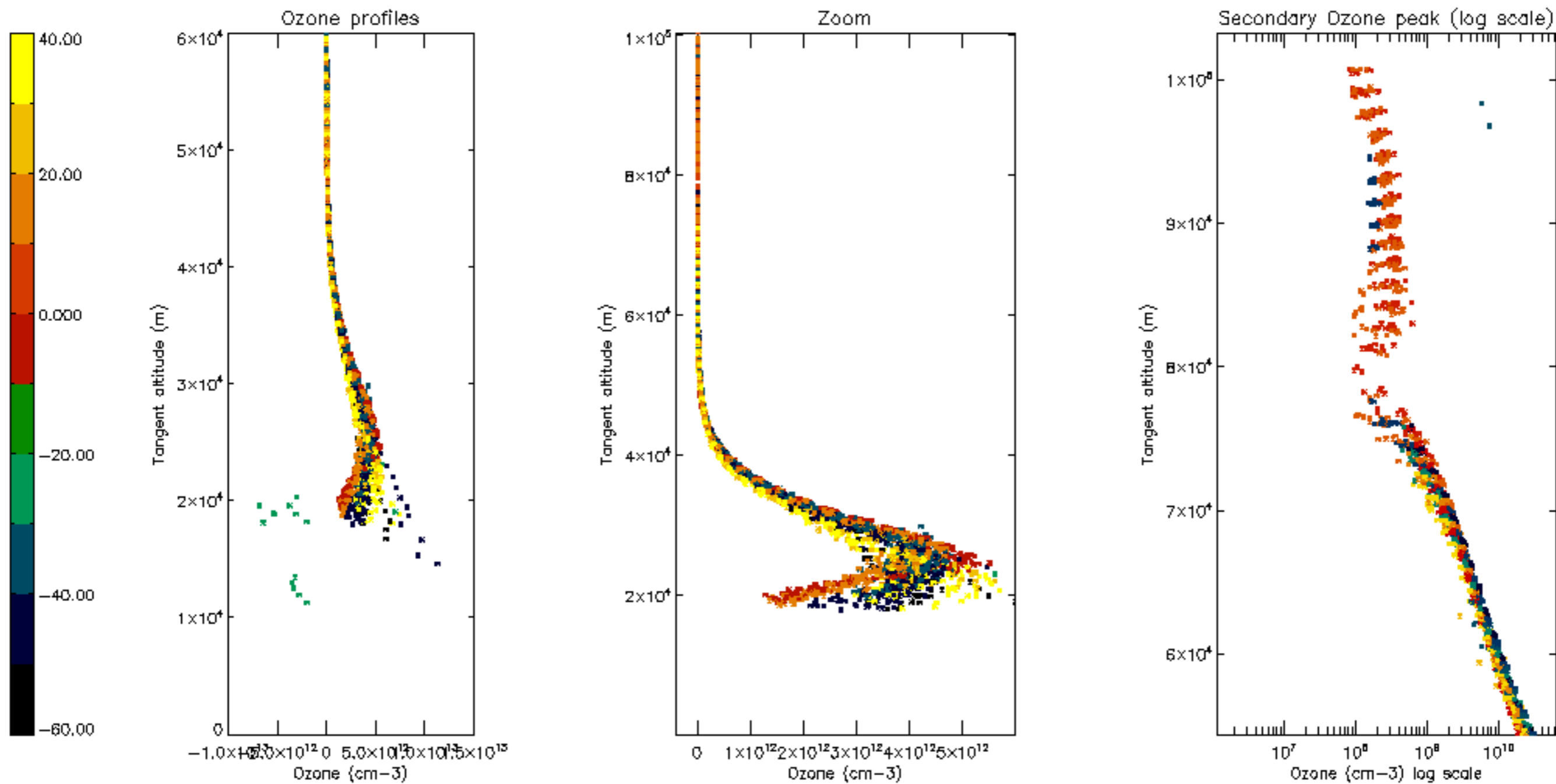


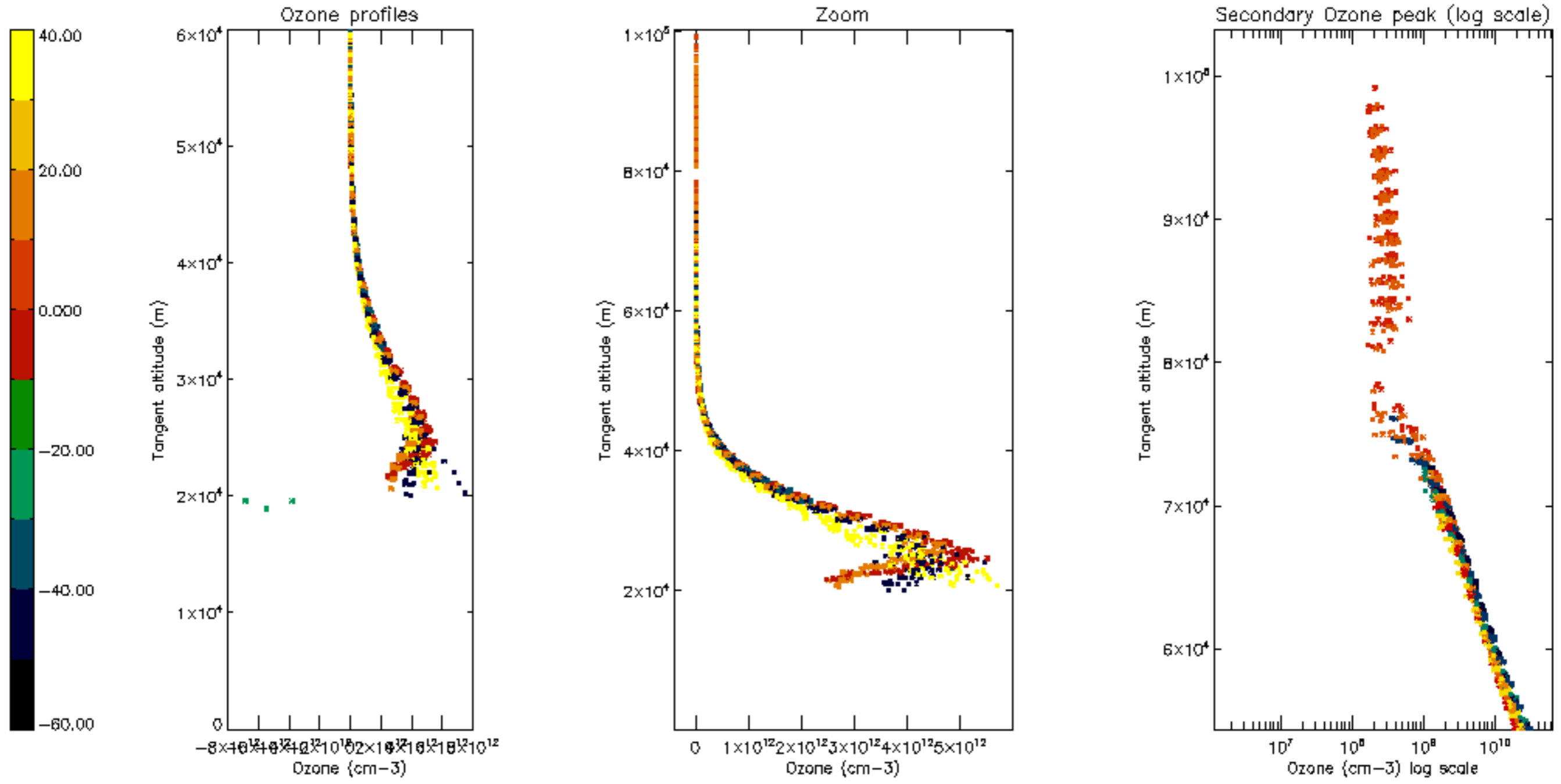
Percentage of saturation errors per profile

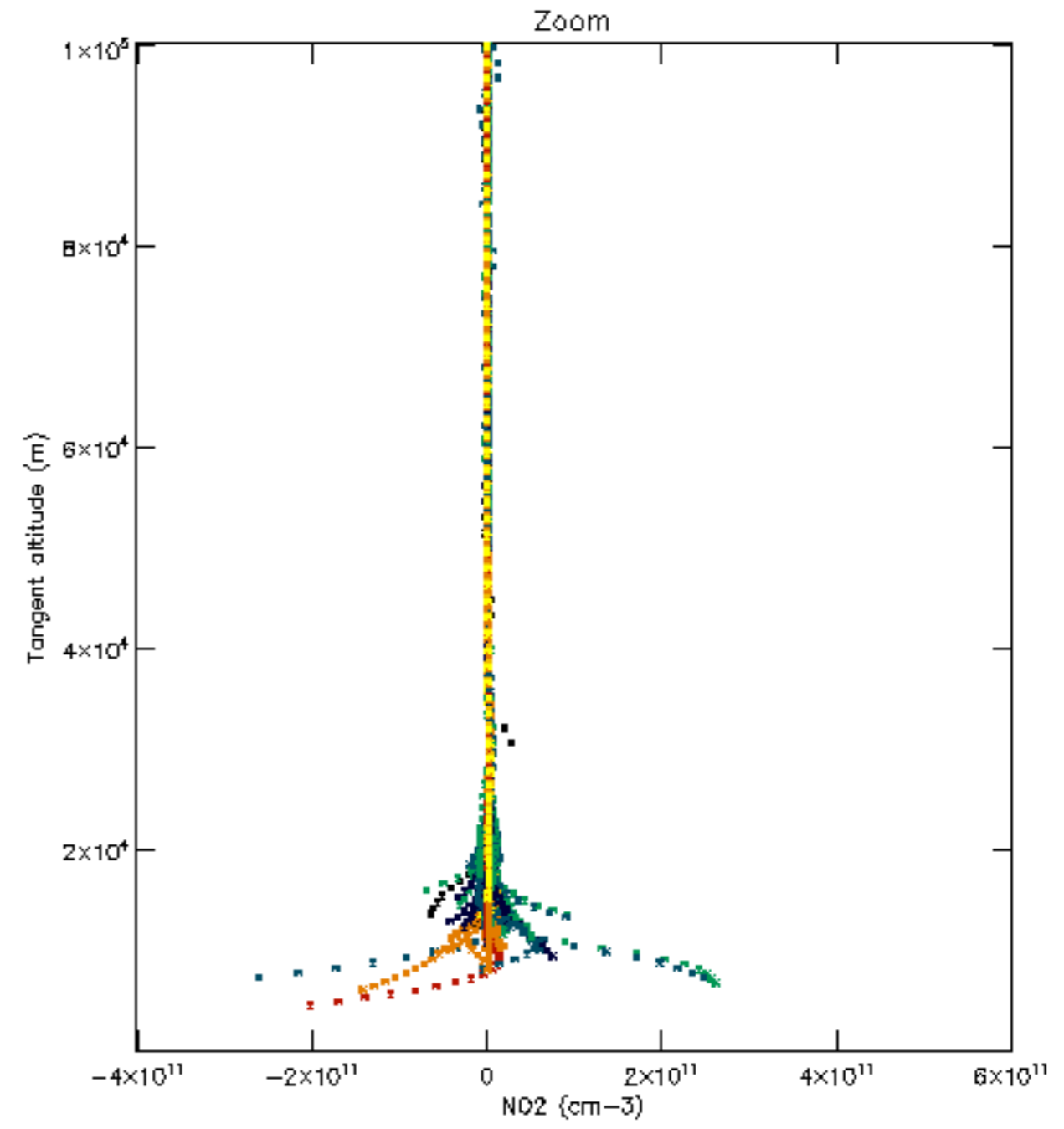
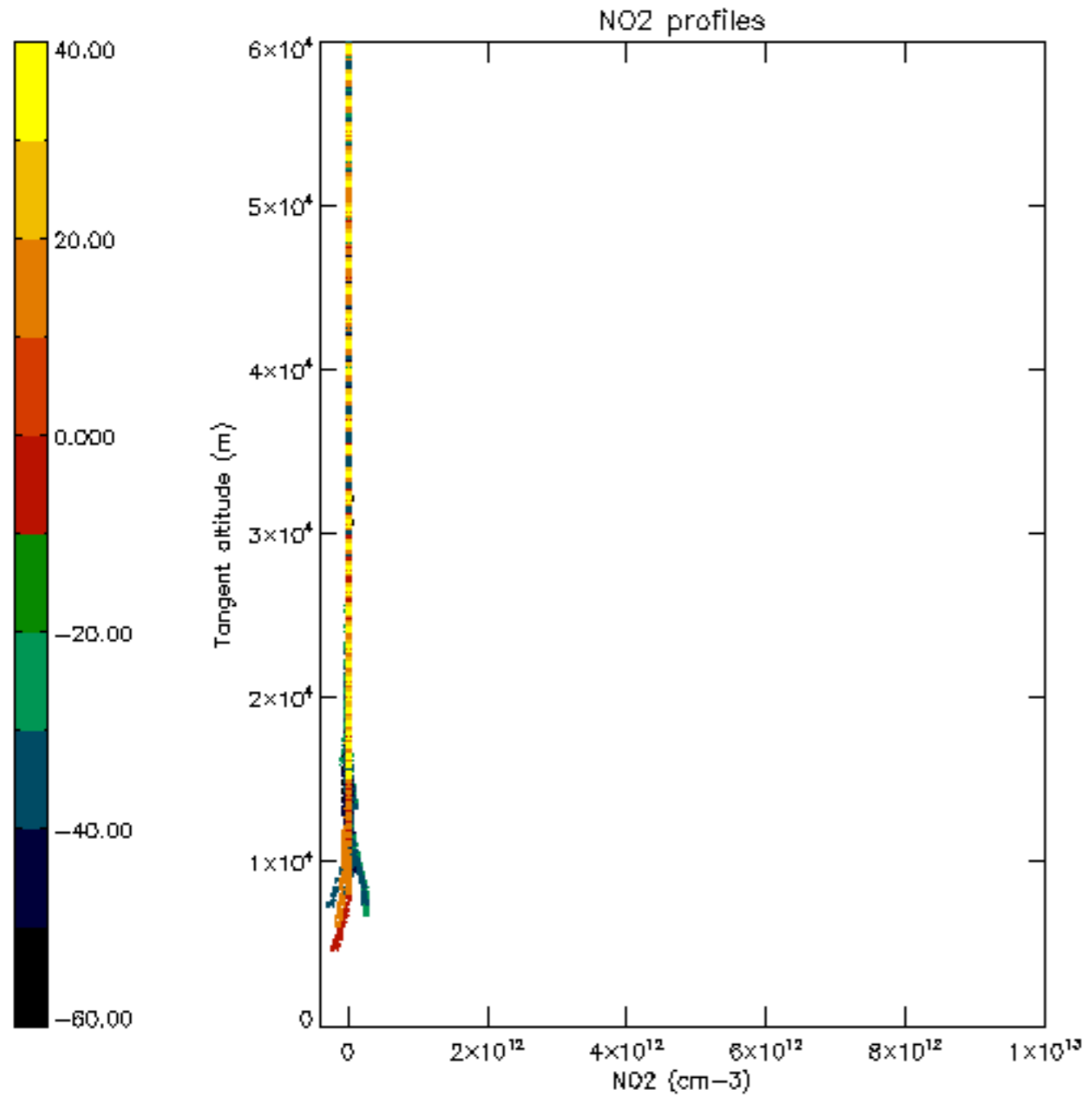


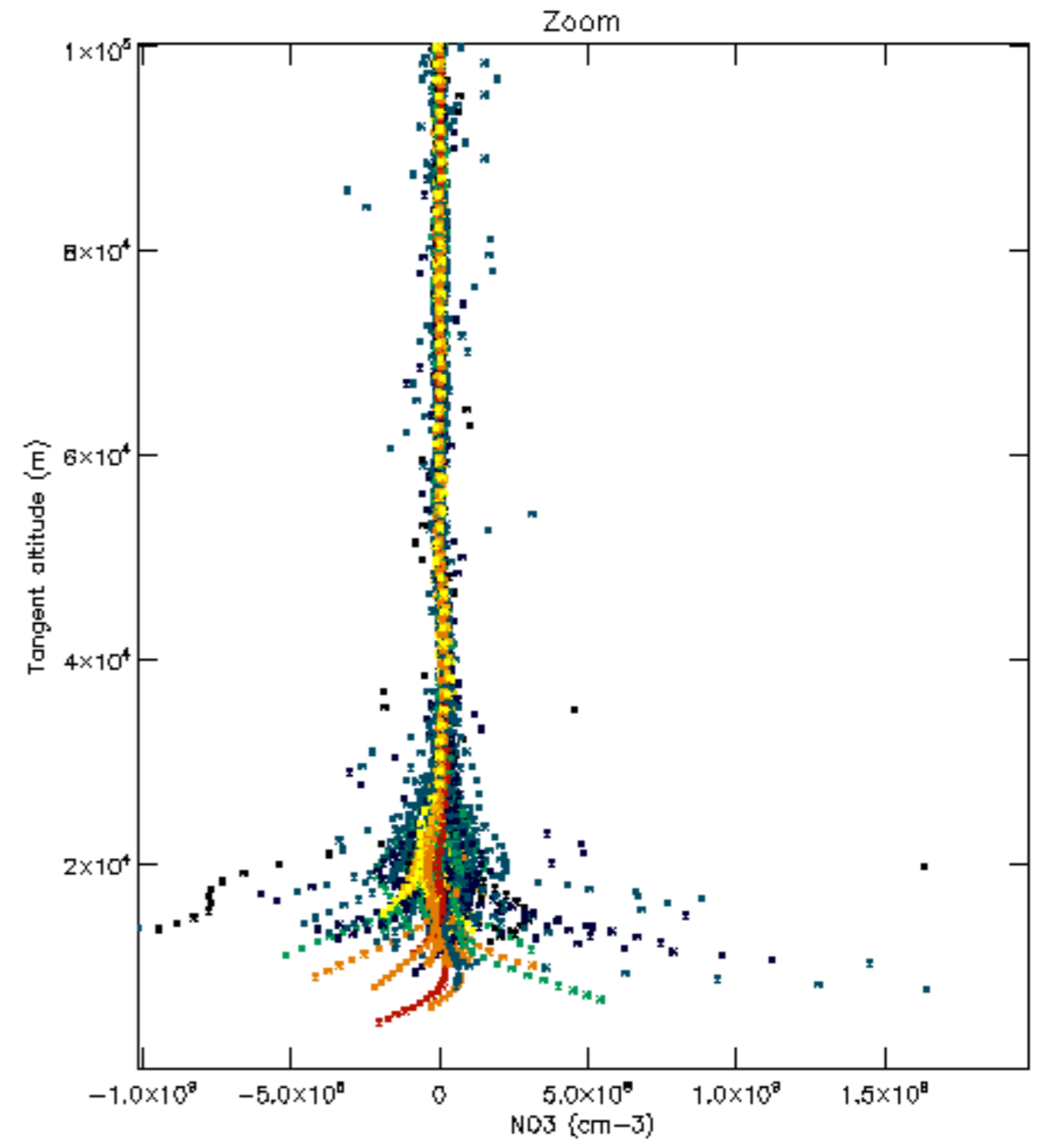
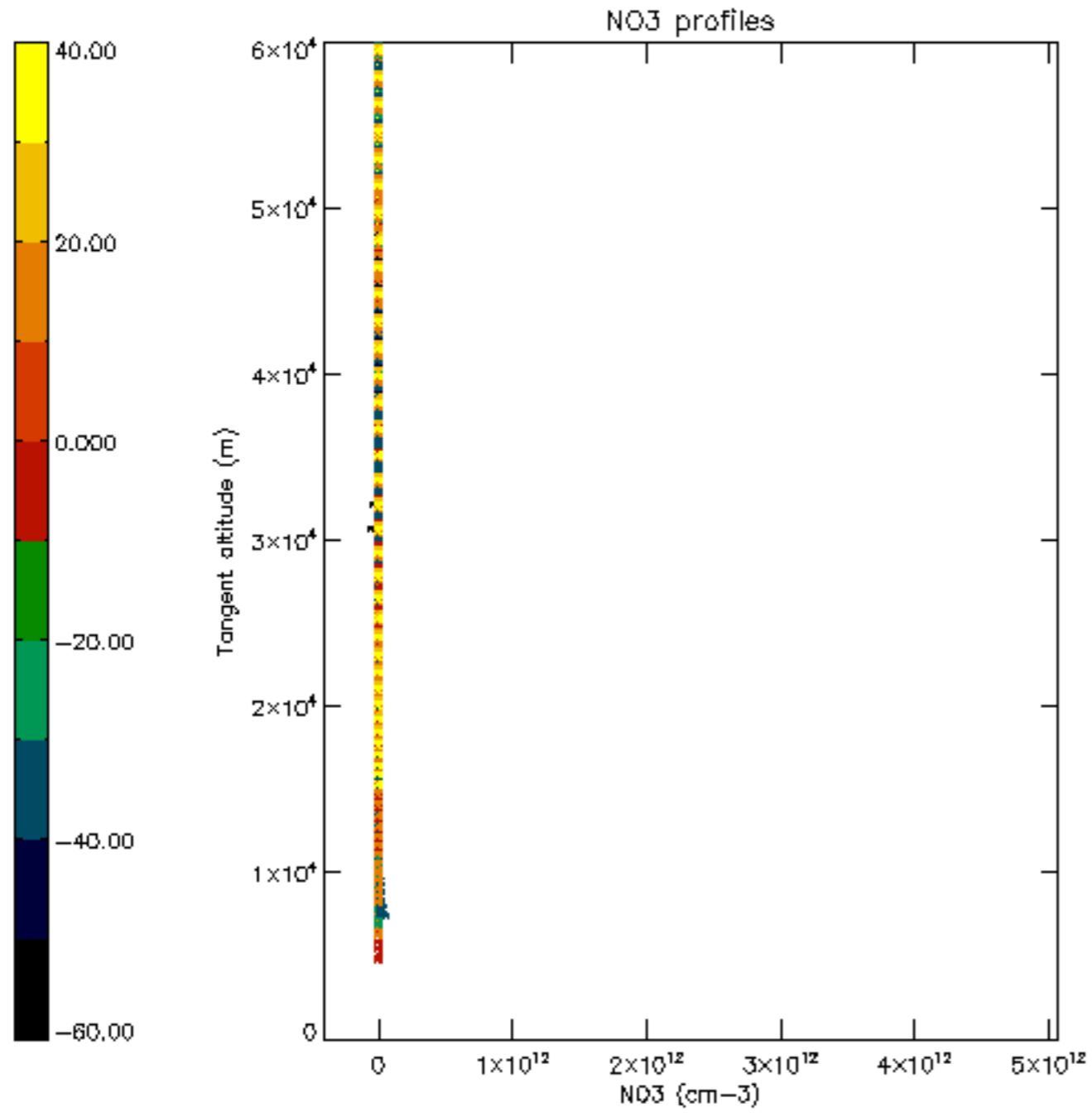


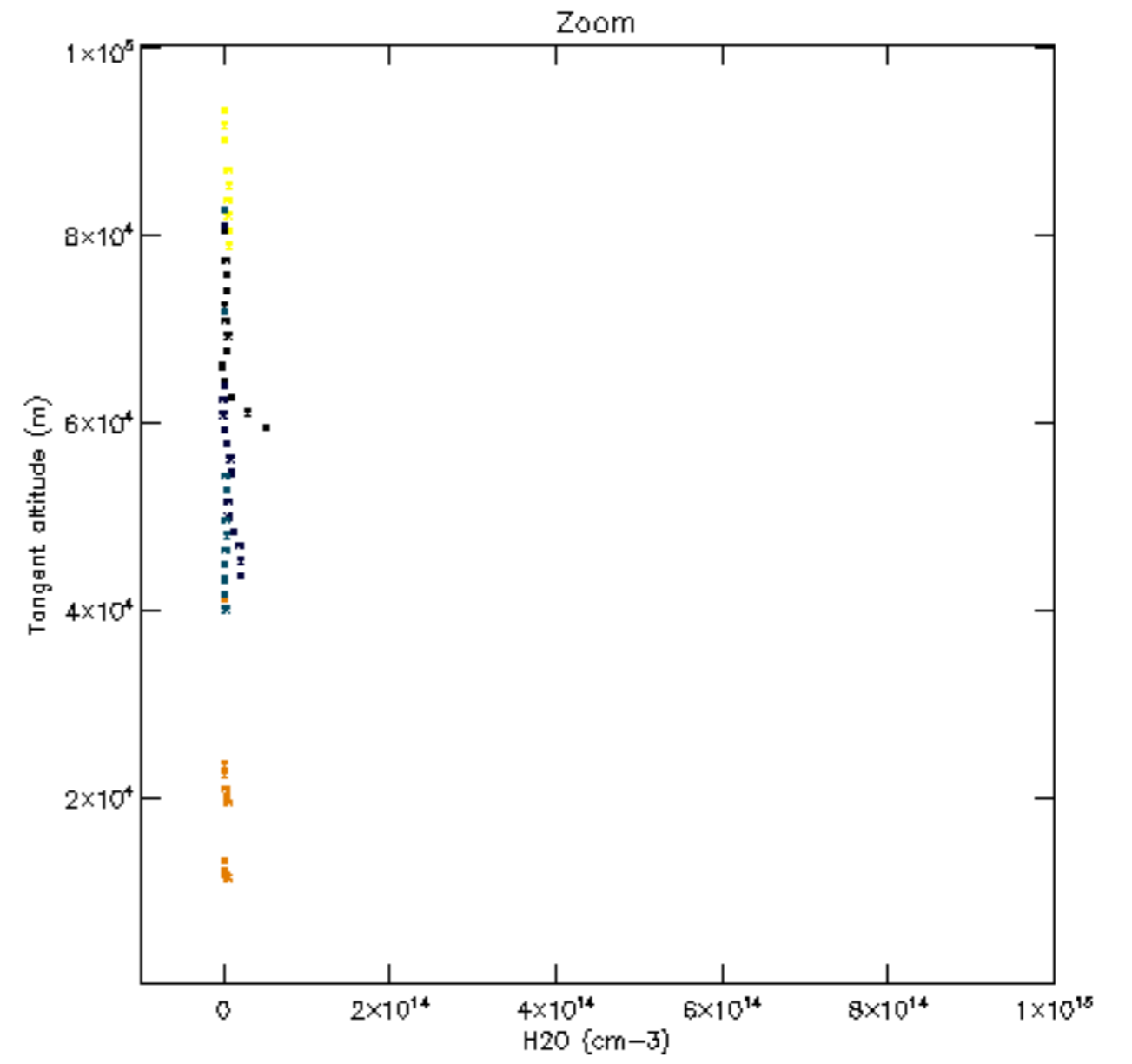
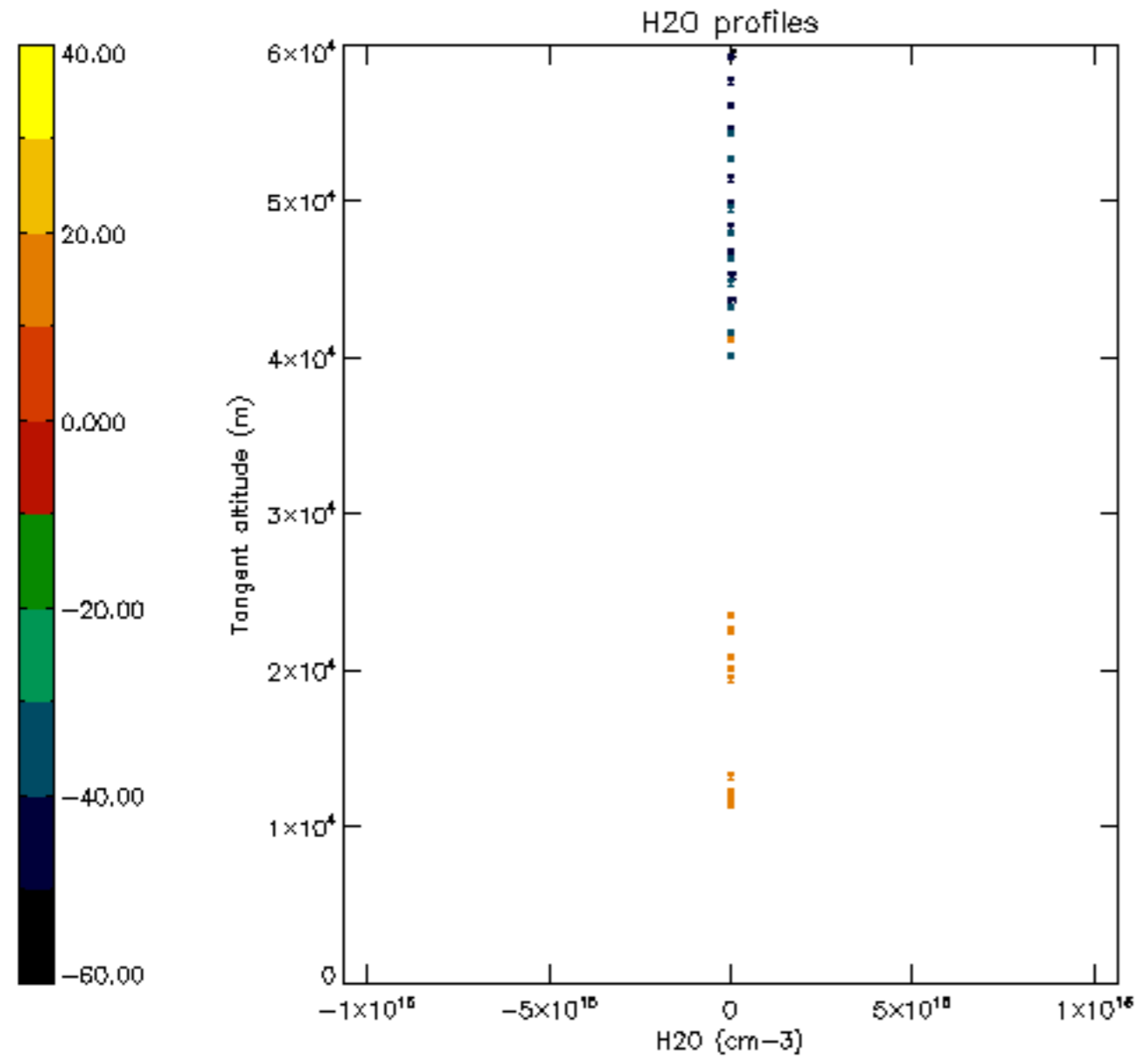


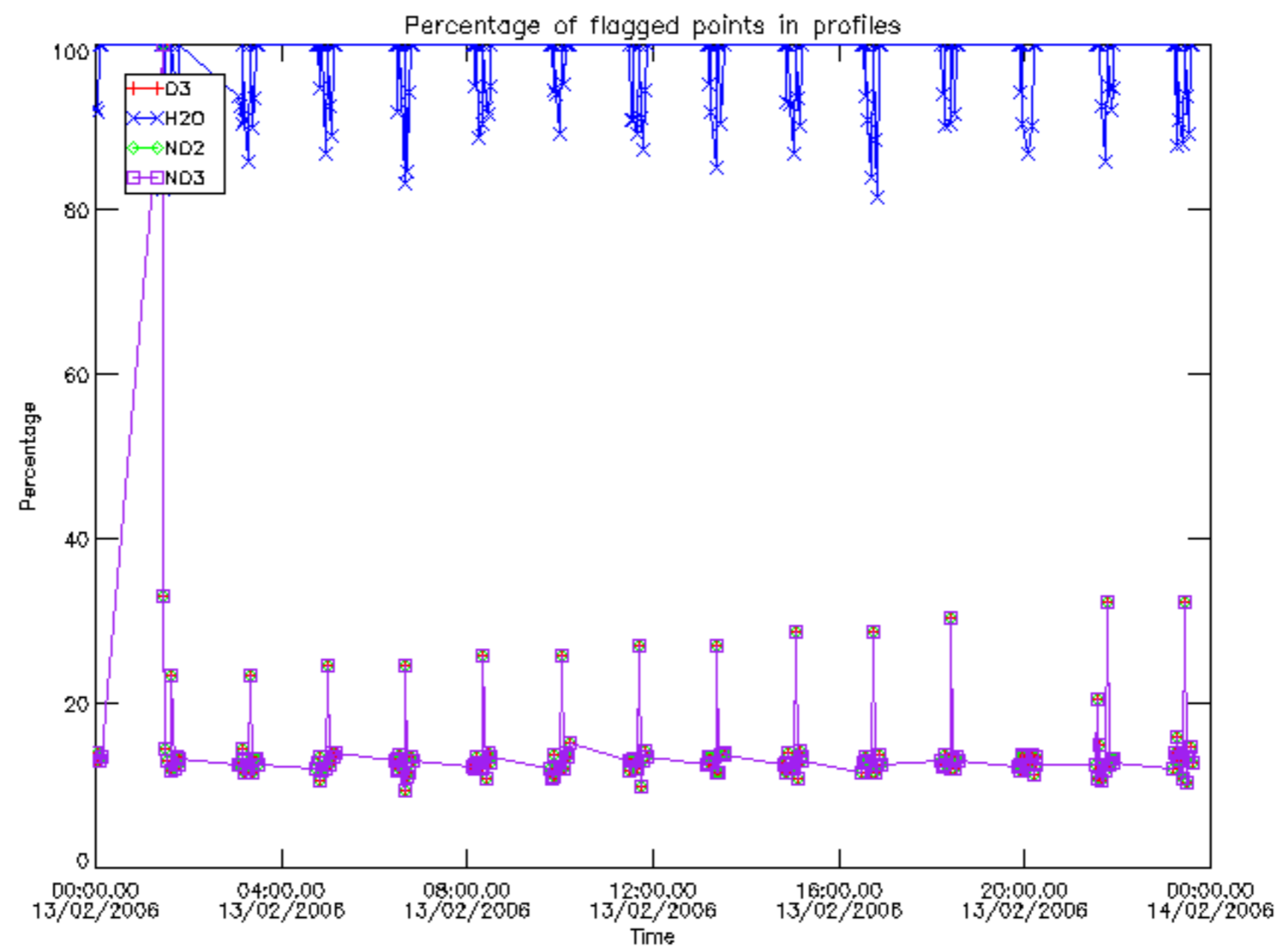




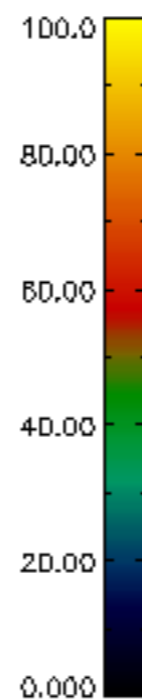
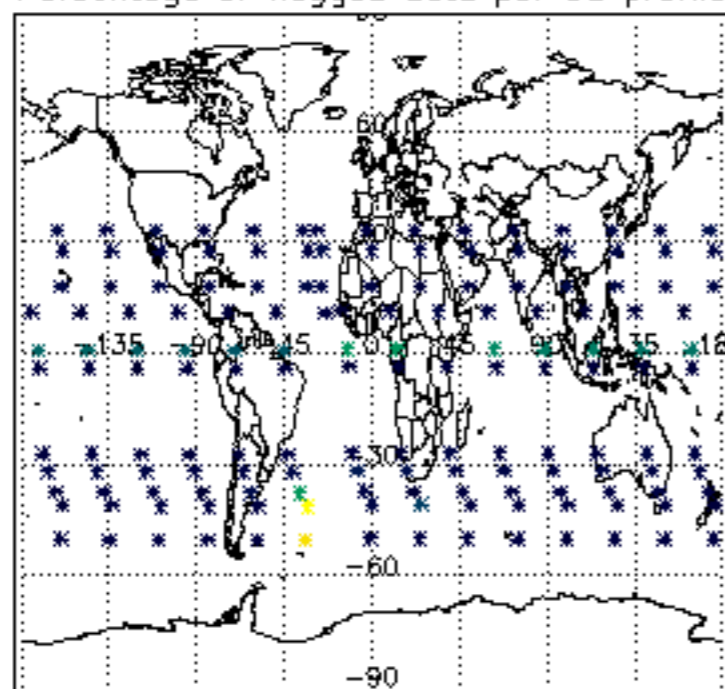




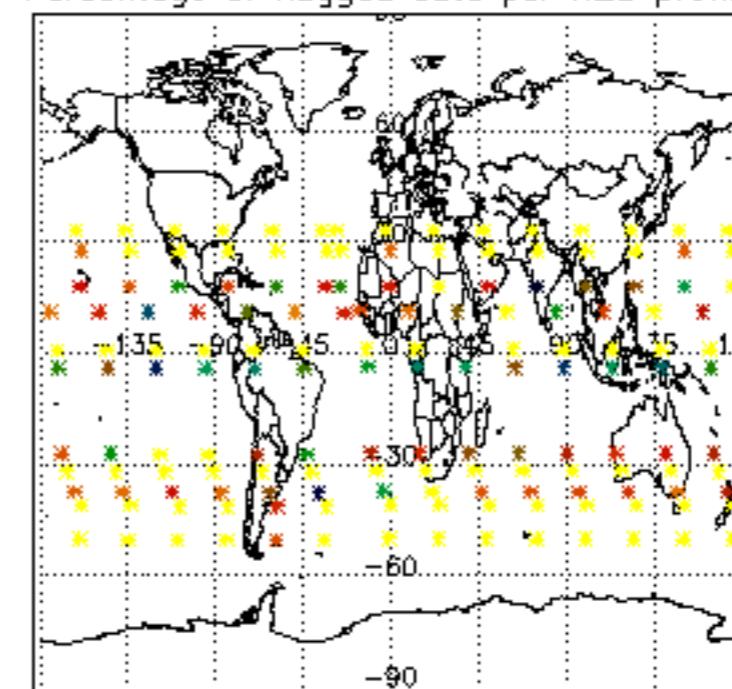




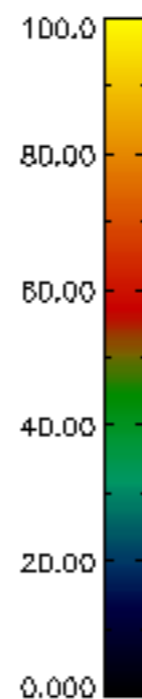
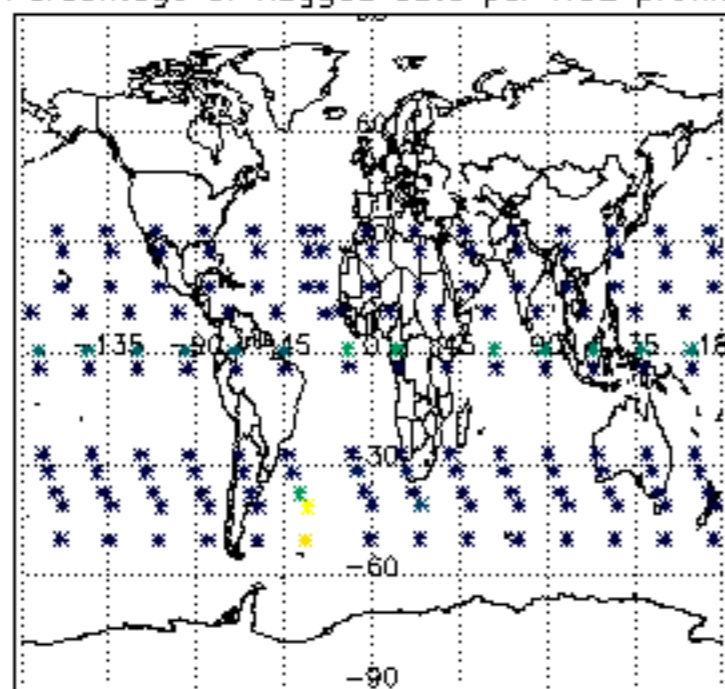
Percentage of flagged data per D3 profile



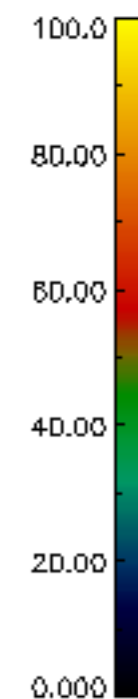
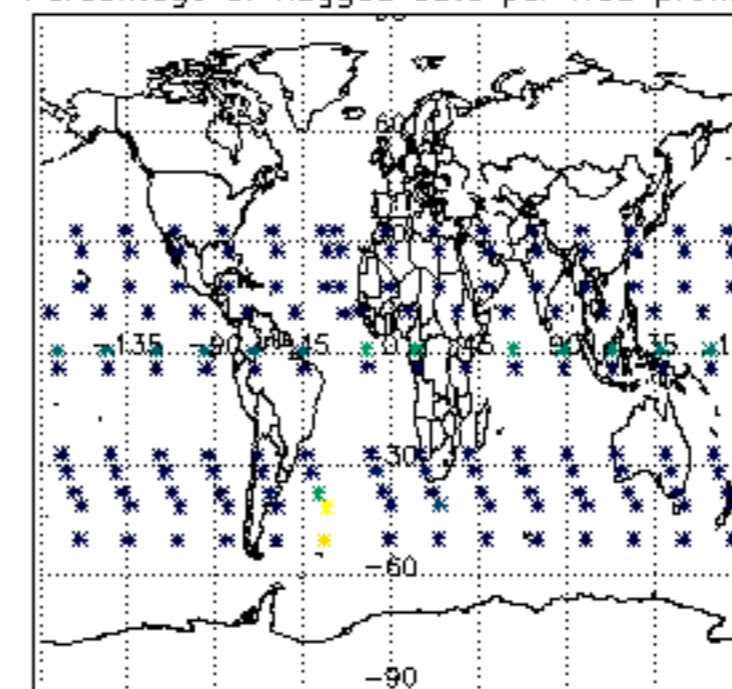
Percentage of flagged data per H2O profile

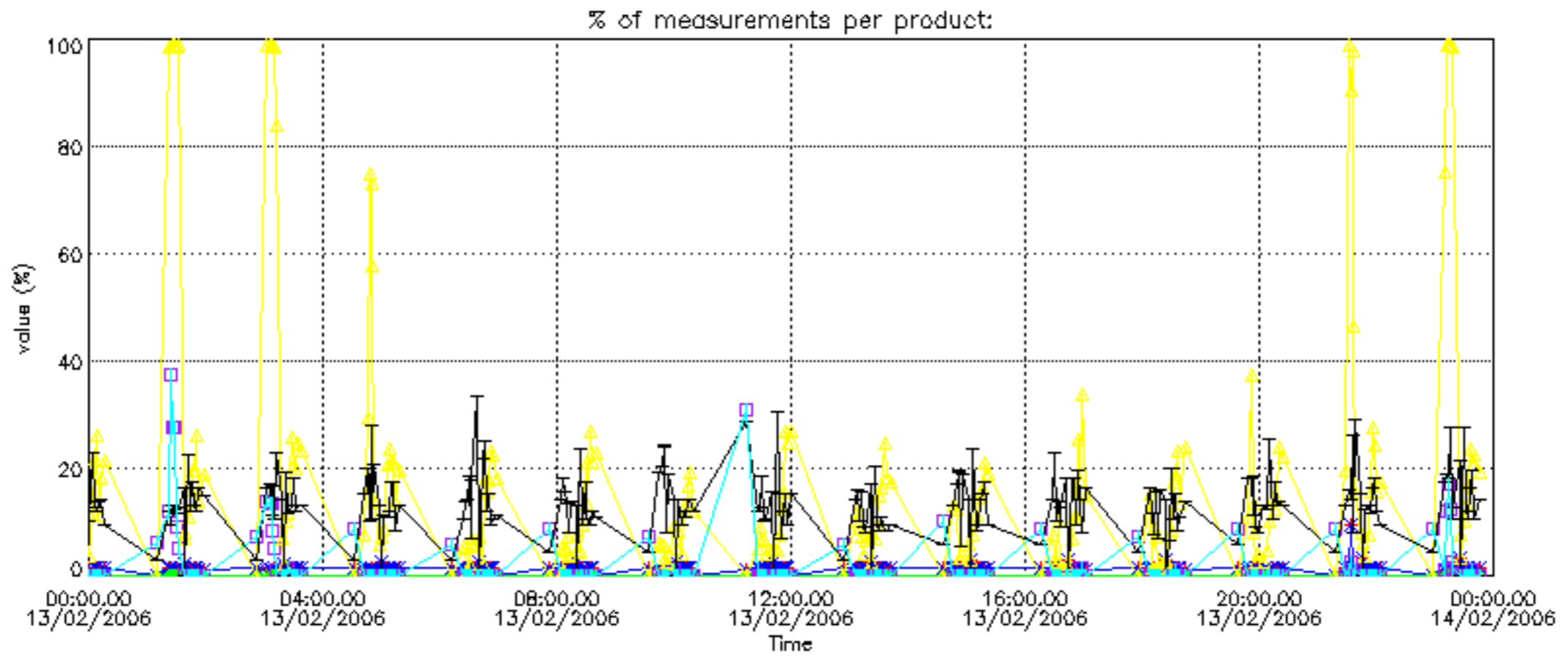


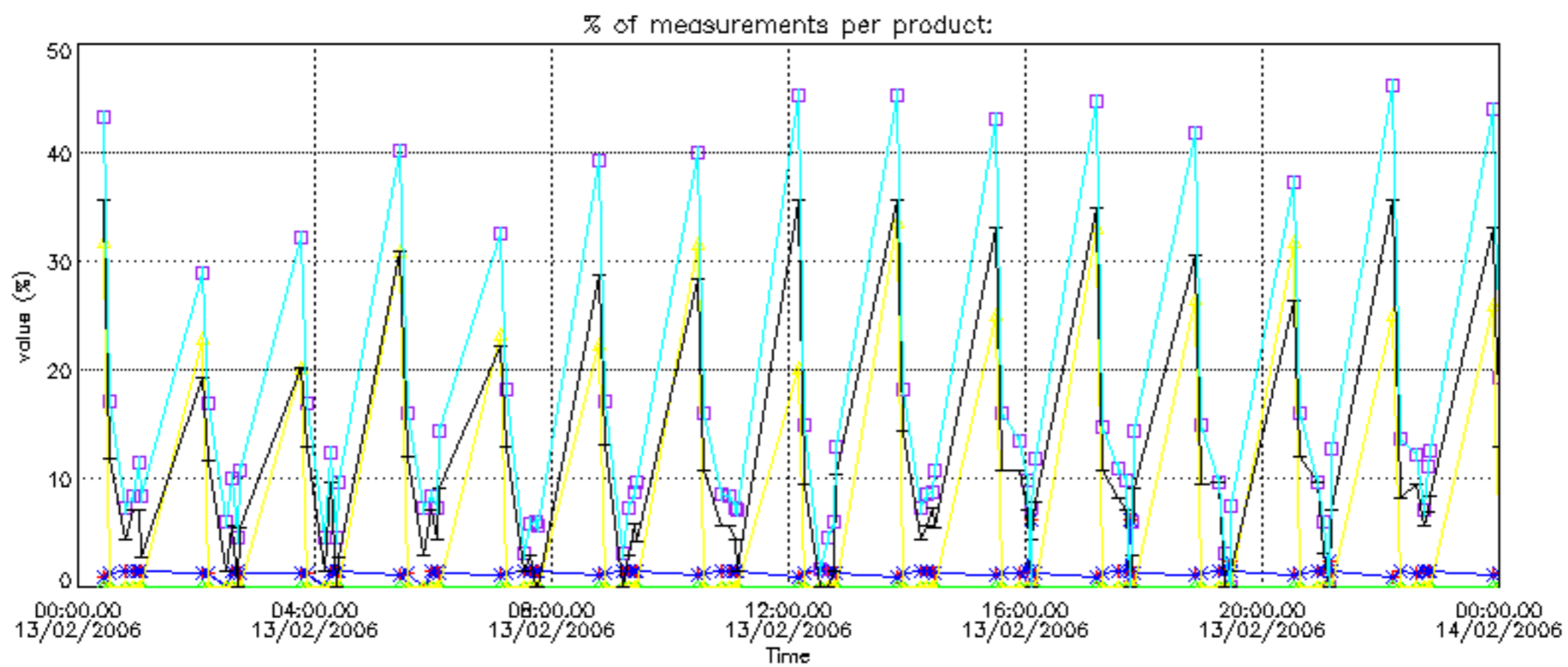
Percentage of flagged data per NO2 profile



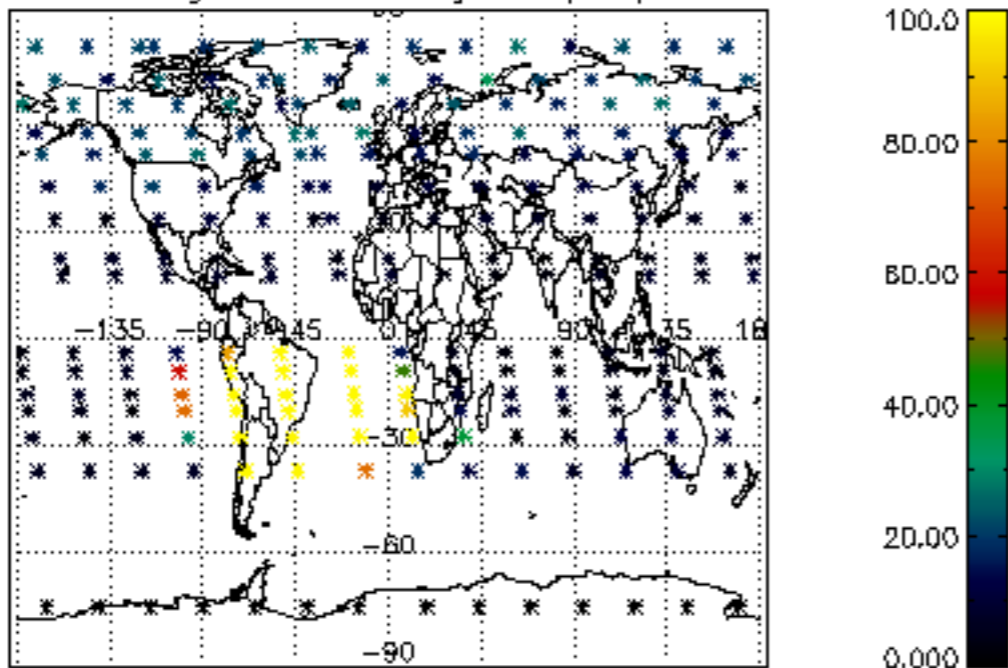
Percentage of flagged data per NO3 profile



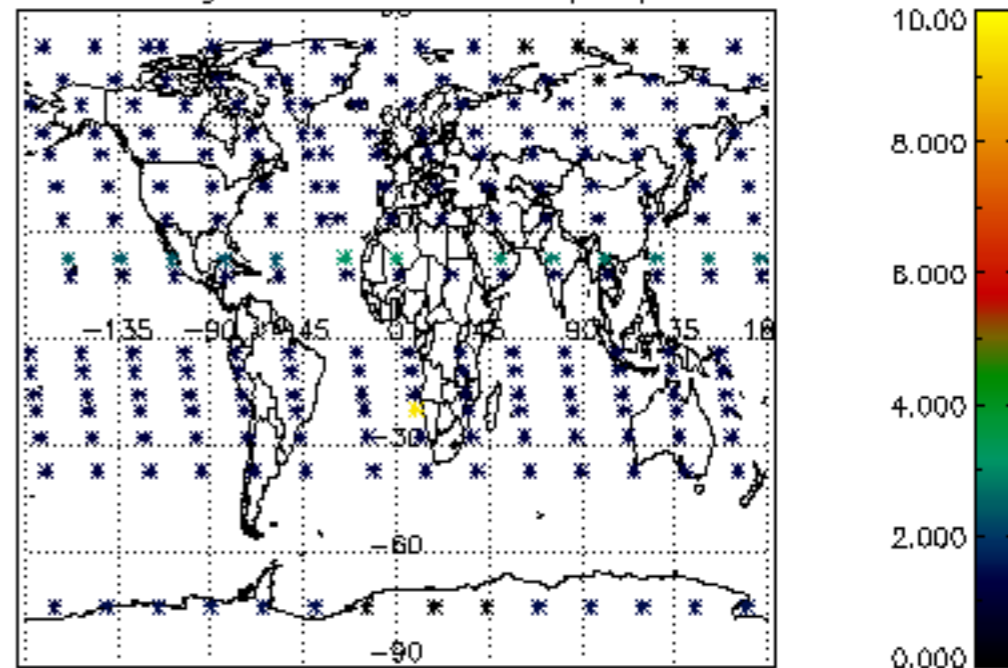




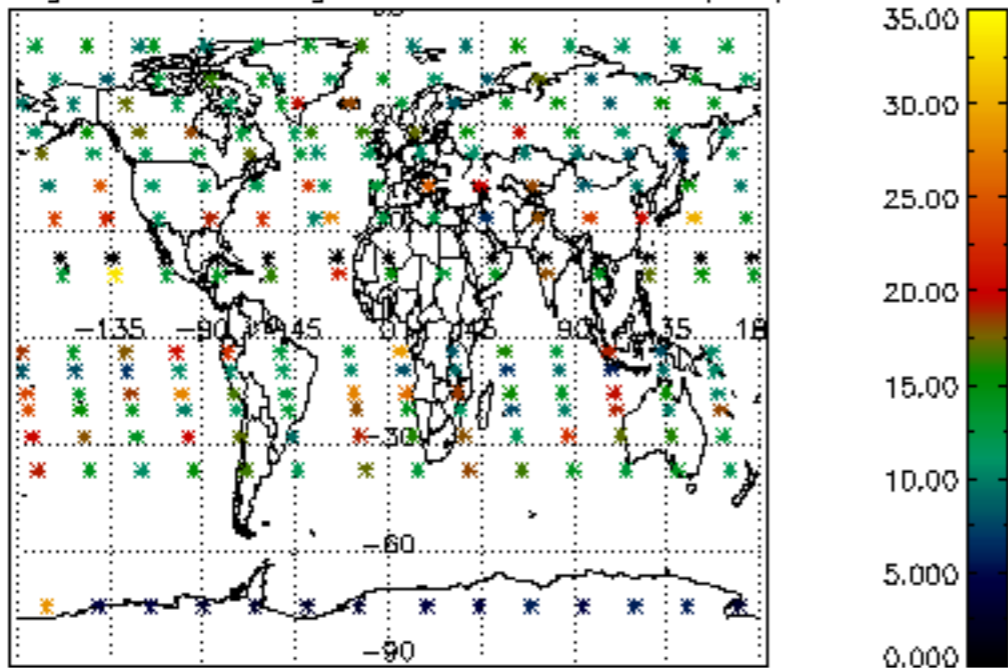
Percentage of cosmic ray hits per profile



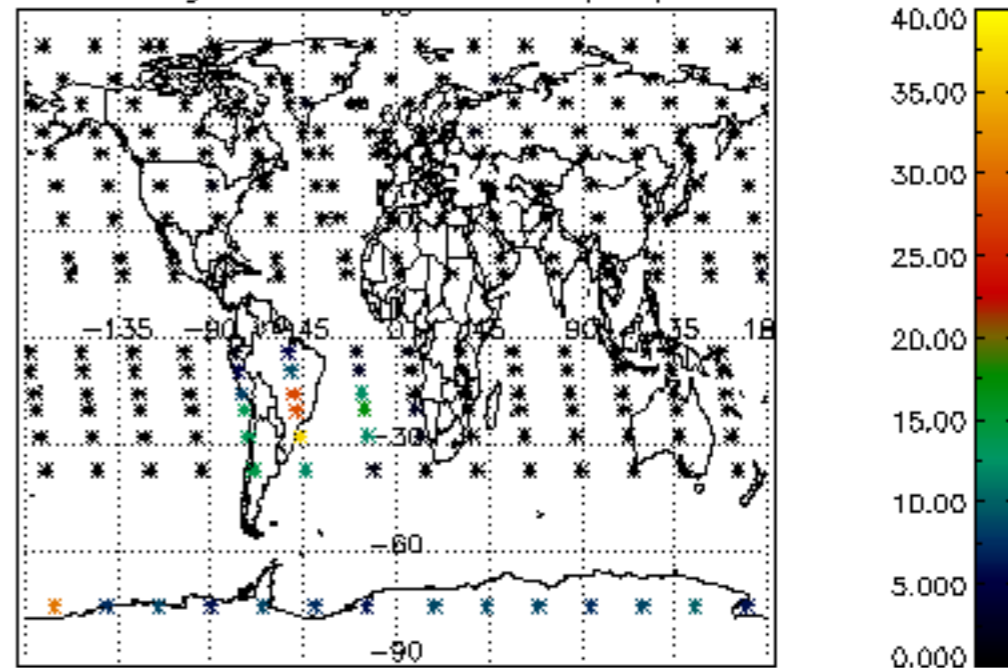
Percentage of datation errors per profile



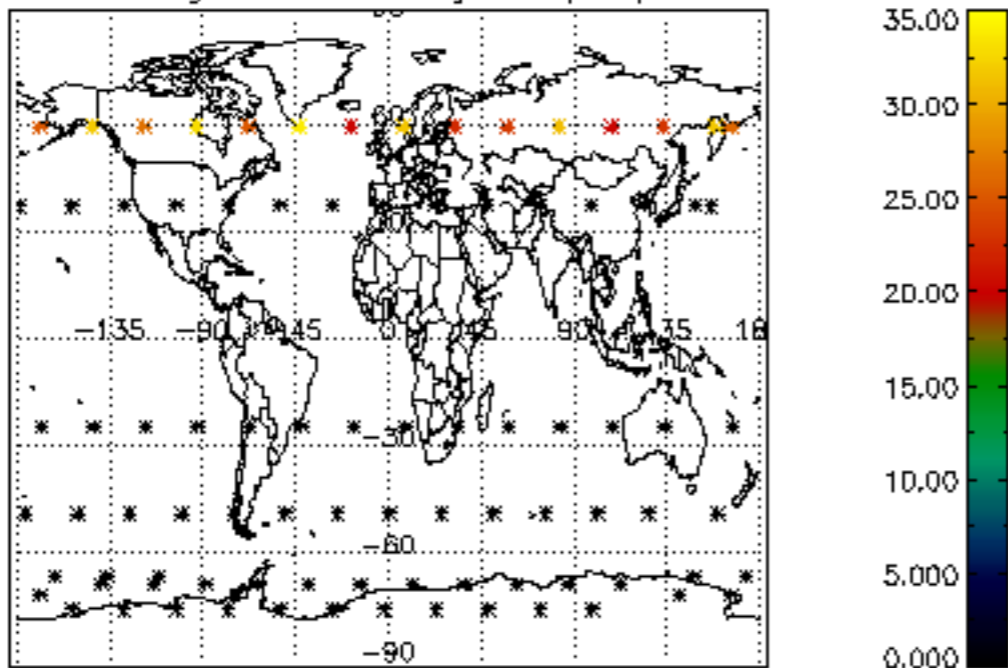
Percentage of star falling outside central band per profile



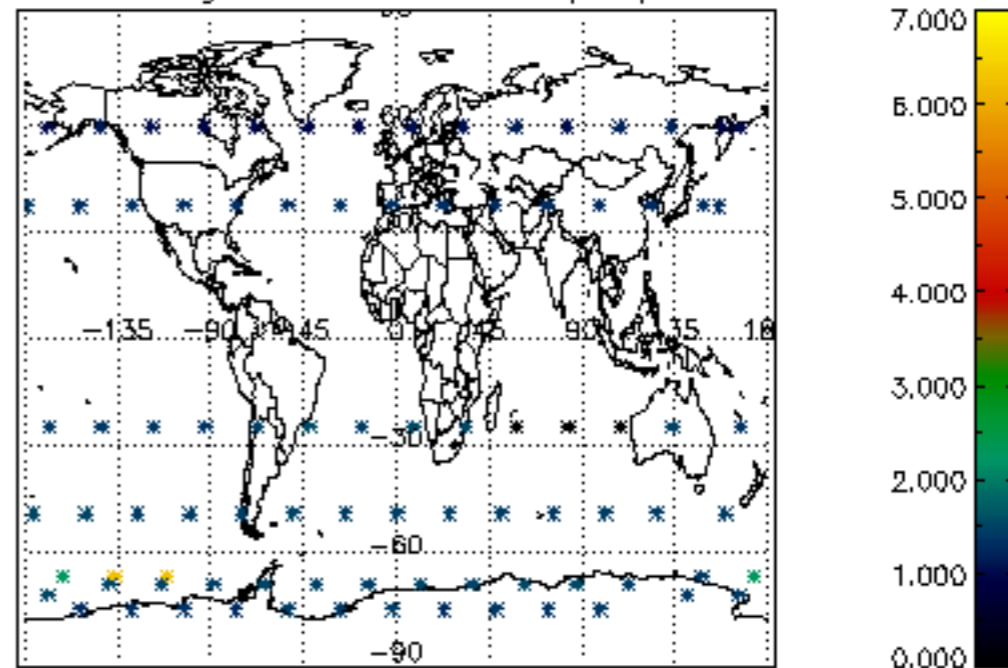
Percentage of saturation errors per profile



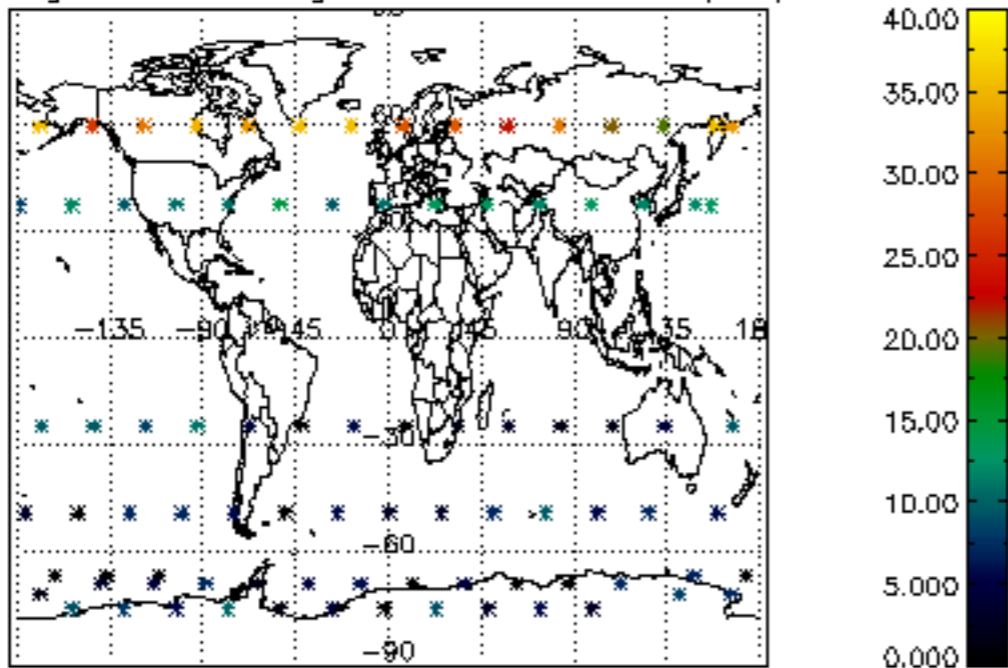
Percentage of cosmic ray hits per profile



Percentage of datation errors per profile



Percentage of star falling outside central band per profile



Percentage of saturation errors per profile

