

GOMOS Level 2 Daily Report

SUMMARY

[1. General Info](#)

[2. Summary of processed GOM_NL_2P products](#)

[3. Level 2 Quality information per product](#)

[3.1 Plot of level 2 quality information per product \(time dependant\)](#)

[3.2 Plot of level 2 quality information per product \(world map\)](#)

[4. Level 1 Quality information per product \(stored on level 2 products\)](#)

[4.1 Plot of level 1 quality information per product \(time dependant\)](#)

[4.1.1 Plot of level 1 quality information per product \(time dependant\): ASCENDING](#)

[4.1.2 Plot of level 1 quality information per product \(time dependant\): DESCENDING](#)

[4.2 Plot of level 1 quality information per product \(world map\)](#)

[4.2.1 Plot of level 1 quality information per product \(world map\): ASCENDING](#)

[4.2.2 Plot of level 1 quality information per product \(world map\): DESCENDING](#)

[5. Ozone profiles based on quality statistics and other trace gas profiles](#)

[5.1 Ozone statistics based on quality of products](#)

[5.2 Plot ozone profiles for all STD \(dark without errors\)](#)

[5.3 Plot ozone profiles where STD < 20% \(dark without errors\)](#)

[5.4. Plot ozone profiles where STD < 10% \(dark without errors\)](#)

[5.5. Plot ozone profiles where STD < 5% \(dark without errors\)](#)

[5.6 Plot NO2 profiles for all STD \(dark without errors\)](#)

[5.7 Plot NO3 profiles for all STD \(dark without errors\)](#)

[5.8 Plot H2O profiles \(only for occultations of stars 1,2,3,4,13,14,16,26,63 dark without errors\) for all STD](#)

[6. Auxiliary Data Files used for the production reported in section 2](#)

This report presents the daily analysis on parameters extracted from GOMOS level 2 data (GOM_NL__2P). It is intended to monitor some important parameters that will impact the quality of these products. A list of level 2 products (and content) that have arrived during the reporting day to the PCF is also given.

Item	Value
Time of report generation	22APR2013 15:39:03
Data source version	GOMOS/6.01
Start time of products	12-02-2006 (12FEB2006 00:00:00)
Stop time of products	13-02-2006 (13FEB2006 00:00:00)
Store outputs in DB	Yes
Nb of level 2 prods	294
Nb of prods with errors	0

2. Summary of processed GOM_NL__2P products.

Nr	Filename	UTC Start time	Limb	Duration	Star Id	Star Name	Star Mag	Star Temp	Nb Meas	Orbit	Prod. error
1	GOM_NL__2PRFIN20060212_000131_000000332045_00073_20668_8631.N1	12-FEB-2006 00:01:31	Bright	33.000	168	17Zet Aql	2.9860	11000.	66	20668	No
2	GOM_NL__2PRFIN20060212_001242_000000392045_00073_20668_8632.N1	12-FEB-2006 00:12:42	Twilight	38.500	57	34Sig Sgr	2.0660	26000.	77	20668	No
3	GOM_NL__2PRFIN20060212_001523_000000412045_00073_20668_8633.N1	12-FEB-2006 00:15:23	Dark	41.000	38	20Eps Sgr	1.8360	11000.	82	20668	No
4	GOM_NL__2PRFIN20060212_001722_000000432045_00073_20668_8634.N1	12-FEB-2006 00:17:22	Dark	42.500	25	35Lam Sco	1.6200	28000.	85	20668	No
5	GOM_NL__2PRFIN20060212_001842_000000422045_00073_20668_8635.N1	12-FEB-2006 00:18:42	Dark	41.500	40	The Sco	1.8590	7100.0	83	20668	No
6	GOM_NL__2PRFIN20060212_002159_000000402045_00073_20668_8636.N1	12-FEB-2006 00:21:59	Dark	40.000	141	Bet Ara	2.8400	4600.0	80	20668	No
7	GOM_NL__2PRFIN20060212_002758_000000452045_00074_20669_8616.N1	12-FEB-2006 00:27:58	Dark	44.500	4	Alp1Cen	-0.010000	5800.0	89	20669	No
8	GOM_NL__2PRFIN20060212_002916_000000312045_00074_20669_8617.N1	12-FEB-2006 00:29:16	Dark	31.000	10	Bet Cen	0.61000	28000.	62	20669	No
9	GOM_NL__2PRFIN20060212_003227_000000482045_00074_20669_8618.N1	12-FEB-2006 00:32:27	Dark	47.500	12	Alp1Cru	0.77500	30000.	95	20669	No
10	GOM_NL__2PRFIN20060212_003509_000000432045_00074_20669_8619.N1	12-FEB-2006 00:35:09	Dark	43.000	29	Bet Car	1.6720	10200.	86	20669	No
11	GOM_NL__2PRFIN20060212_003743_000000412045_00074_20669_8620.N1	12-FEB-2006 00:37:43	Dark	40.500	71	lot Car	2.2460	7700.0	81	20669	No
12	GOM_NL__2PRFIN20060212_003922_000000422045_00074_20669_8621.N1	12-FEB-2006 00:39:22	Dark	41.500	46	Del Vel	1.9540	10600.	83	20669	No
13	GOM_NL__2PRFIN20060212_004147_000000402045_00074_20669_8622.N1	12-FEB-2006 00:41:47	Straylight	39.500	34	Gam2Vel	1.7930	23000.	79	20669	No
14	GOM_NL__2PRFIN20060212_004351_000000402045_00074_20669_8623.N1	12-FEB-2006 00:43:51	Straylight	40.000	70	Zet Pup	2.2460	39000.	80	20669	No
15	GOM_NL__2PRFIN20060212_004809_000000402045_00074_20669_8624.N1	12-FEB-2006 00:48:09	Straylight	39.500	132	15Rho Pup	2.8030	6900.0	79	20669	No
16	GOM_NL__2PRFIN20060212_005638_000000442045_00074_20669_8625.N1	12-FEB-2006 00:56:38	Bright	43.500	8	10Alp CMi	0.40000	6500.0	87	20669	No
17	GOM_NL__2PRFIN20060212_010259_000000392045_00074_20669_8626.N1	12-FEB-2006 01:02:59	Bright	38.500	17	78Bet Gem	1.1610	4500.0	77	20669	No
18	GOM_NL__2PRFIN20060212_012023_000000352045_00074_20669_8627.N1	12-FEB-2006 01:20:23	Bright	35.000	49	1Alp UMi	1.9900	6300.0	70	20669	No
19	GOM_NL__2PRFIN20060212_012710_000000362045_00074_20669_8628.N1	12-FEB-2006 01:27:10	Bright	35.500	89	5Alp Cep	2.4510	8000.0	71	20669	No
20	GOM_NL__2PRFIN20060212_013259_000000342045_00074_20669_8629.N1	12-FEB-2006 01:32:59	Bright	34.000	144	18Del Cyg	2.8600	11000.	68	20669	No
21	GOM_NL__2PRFIN20060212_013517_000000362045_00074_20669_8630.N1	12-FEB-2006 01:35:17	Bright	35.500	5	3Alp Lyr	0.033000	11000.	71	20669	No
22	GOM_NL__2PRFIN20060212_014207_000000342045_00074_20669_8631.N1	12-FEB-2006 01:42:07	Bright	33.500	168	17Zet Aql	2.9860	11000.	67	20669	No
23	GOM_NL__2PRFIN20060212_015318_000000392045_00074_20669_8632.N1	12-FEB-2006 01:53:18	Twilight	39.000	57	34Sig Sgr	2.0660	26000.	78	20669	No
24	GOM_NL__2PRFIN20060212_015600_000000412045_00074_20669_8633.N1	12-FEB-2006 01:56:00	Dark	40.500	38	20Eps Sgr	1.8360	11000.	81	20669	No
25	GOM_NL__2PRFIN20060212_015759_000000432045_00074_20669_8634.N1	12-FEB-2006 01:57:59	Dark	43.000	25	35Lam Sco	1.6200	28000.	86	20669	No
26	GOM_NL__2PRFIN20060212_015918_000000422045_00074_20669_8635.N1	12-FEB-2006 01:59:18	Dark	42.000	40	The Sco	1.8590	7100.0	84	20669	No
27	GOM_NL__2PRFIN20060212_020106_000000402045_00074_20669_8636.N1	12-FEB-2006 02:01:06	Dark	39.500	147	Alp Ara	2.8770	26000.	79	20669	No
28	GOM_NL__2PRFIN20060212_020235_000000452045_00074_20669_8637.N1	12-FEB-2006 02:02:35	Dark	44.500	141	Bet Ara	2.8400	4600.0	89	20669	No
29	GOM_NL__2PRFIN20060212_020835_000000432045_00075_20670_8616.N1	12-FEB-2006 02:08:35	Dark	42.500	4	Alp1Cen	-0.010000	5800.0	85	20670	No
30	GOM_NL__2PRFIN20060212_020953_000000292045_00075_20670_8617.N1	12-FEB-2006 02:09:53	Dark	29.000	10	Bet Cen	0.61000	28000.	58	20670	No
31	GOM_NL__2PRFIN20060212_021303_000000432045_00075_20670_8618.N1	12-FEB-2006 02:13:03	Dark	43.000	12	Alp1Cru	0.77500	30000.	86	20670	No
32	GOM_NL__2PRFIN20060212_021545_000000382045_00075_20670_8619.N1	12-FEB-2006 02:15:45	Dark	38.000	29	Bet Car	1.6720	10200.	76	20670	No
33	GOM_NL__2PRFIN20060212_021819_000000392045_00075_20670_8620.N1	12-FEB-2006 02:18:19	Dark	39.000	71	lot Car	2.2460	7700.0	78	20670	No
34	GOM_NL__2PRFIN20060212_021958_000000392045_00075_20670_8621.N1	12-FEB-2006 02:19:58	Dark	38.500	46	Del Vel	1.9540	10600.	77	20670	No
35	GOM_NL__2PRFIN20060212_022223_000000402045_00075_20670_8622.N1	12-FEB-2006 02:22:23	Straylight	39.500	34	Gam2Vel	1.7930	23000.	79	20670	No
36	GOM_NL__2PRFIN20060212_022427_000000412045_00075_20670_8623.N1	12-FEB-2006 02:24:27	Straylight	40.500	70	Zet Pup	2.2460	39000.	81	20670	No
37	GOM_NL__2PRFIN20060212_022845_000000412045_00075_20670_8624.N1	12-FEB-2006 02:28:45	Straylight	41.000	132	15Rho Pup	2.8030	6900.0	82	20670	No
38	GOM_NL__2PRFIN20060212_023714_000000512045_00075_20670_8625.N1	12-FEB-2006 02:37:14	Bright	50.500	8	10Alp CMi	0.40000	6500.0	101	20670	No
39	GOM_NL__2PRFIN20060212_024335_000000392045_00075_20670_8626.N1	12-FEB-2006 02:43:35	Bright	39.000	17	78Bet Gem	1.1610	4500.0	78	20670	No
40	GOM_NL__2PRFIN20060212_030059_000000352045_00075_20670_8627.N1	12-FEB-2006 03:00:59	Bright	34.500	49	1Alp UMi	1.9900	6300.0	69	20670	No
41	GOM_NL__2PRFIN20060212_030747_000000362045_00075_20670_8628.N1	12-FEB-2006 03:07:47	Bright	36.000	89	5Alp Cep	2.4510	8000.0	72	20670	No
42	GOM_NL__2PRFIN20060212_031335_000000332045_00075_20670_8629.N1	12-FEB-2006 03:13:35	Bright	33.000	144	18Del Cyg	2.8600	11000.	66	20670	No

43	GOM_NL__2PRFIN20060212_031553_000000392045_00075_20670_8630.N1	12-FEB-2006 03:15:53	Bright	39.000	5	3Alp Lyr	0.033000	11000.	78	20670	No
44	GOM_NL__2PRFIN20060212_032243_000000342045_00075_20670_8631.N1	12-FEB-2006 03:22:43	Bright	34.000	168	17Zet Aql	2.9860	11000.	68	20670	No
45	GOM_NL__2PRFIN20060212_033354_000000422045_00075_20670_8632.N1	12-FEB-2006 03:33:54	Twilight	41.500	57	34Sig Sgr	2.0660	26000.	83	20670	No
46	GOM_NL__2PRFIN20060212_033636_000000422045_00075_20670_8633.N1	12-FEB-2006 03:36:36	Dark	41.500	38	20Eps Sgr	1.8360	11000.	83	20670	No
47	GOM_NL__2PRFIN20060212_033835_000000422045_00075_20670_8634.N1	12-FEB-2006 03:38:35	Dark	41.500	25	35Lam Sco	1.6200	28000.	83	20670	No
48	GOM_NL__2PRFIN20060212_033955_000000442045_00075_20670_8635.N1	12-FEB-2006 03:39:55	Dark	44.000	40	The Sco	1.8590	7100.0	88	20670	No
49	GOM_NL__2PRFIN20060212_034143_000000392045_00075_20670_8636.N1	12-FEB-2006 03:41:43	Dark	39.000	147	Alp Ara	2.8770	26000.	78	20670	No
50	GOM_NL__2PRFIN20060212_034312_000000472045_00075_20670_8637.N1	12-FEB-2006 03:43:12	Dark	46.500	141	Bet Ara	2.8400	4600.0	93	20670	No
51	GOM_NL__2PRFIN20060212_034911_000000422045_00076_20671_8616.N1	12-FEB-2006 03:49:11	Dark	42.000	4	Alp1Cen	-0.010000	5800.0	84	20671	No
52	GOM_NL__2PRFIN20060212_035029_000000292045_00076_20671_8617.N1	12-FEB-2006 03:50:29	Dark	29.000	10	Bet Cen	0.61000	28000.	58	20671	No
53	GOM_NL__2PRFIN20060212_035339_000000522045_00076_20671_8618.N1	12-FEB-2006 03:53:39	Dark	52.000	12	Alp1Cru	0.77500	30000.	104	20671	No
54	GOM_NL__2PRFIN20060212_035621_000000392045_00076_20671_8619.N1	12-FEB-2006 03:56:21	Dark	38.500	29	Bet Car	1.6720	10200.	77	20671	No
55	GOM_NL__2PRFIN20060212_035856_000000422045_00076_20671_8620.N1	12-FEB-2006 03:58:56	Dark	42.000	71	lot Car	2.2460	7700.0	84	20671	No
56	GOM_NL__2PRFIN20060212_040035_000000392045_00076_20671_8621.N1	12-FEB-2006 04:00:35	Dark	38.500	46	Del Vel	1.9540	10600.	77	20671	No
57	GOM_NL__2PRFIN20060212_040259_000000382045_00076_20671_8622.N1	12-FEB-2006 04:02:59	Straylight	37.500	34	Gam2Vel	1.7930	23000.	75	20671	No
58	GOM_NL__2PRFIN20060212_040504_000000412045_00076_20671_8623.N1	12-FEB-2006 04:05:04	Straylight	40.500	70	Zet Pup	2.2460	39000.	81	20671	No
59	GOM_NL__2PRFIN20060212_040921_000000392045_00076_20671_8624.N1	12-FEB-2006 04:09:21	Straylight	39.000	132	15Rho Pup	2.8030	6900.0	78	20671	No
60	GOM_NL__2PRFIN20060212_041750_000000522045_00076_20671_8625.N1	12-FEB-2006 04:17:50	Bright	52.000	8	10Alp CMi	0.40000	6500.0	104	20671	No
61	GOM_NL__2PRFIN20060212_042411_000000382045_00076_20671_8626.N1	12-FEB-2006 04:24:11	Bright	38.000	17	78Bet Gem	1.1610	4500.0	76	20671	No
62	GOM_NL__2PRFIN20060212_044135_000000352045_00076_20671_8627.N1	12-FEB-2006 04:41:35	Bright	35.000	49	1Alp UMi	1.9900	6300.0	70	20671	No
63	GOM_NL__2PRFIN20060212_044823_000000362045_00076_20671_8628.N1	12-FEB-2006 04:48:23	Bright	35.500	89	5Alp Cep	2.4510	8000.0	71	20671	No
64	GOM_NL__2PRFIN20060212_045411_000000352045_00076_20671_8629.N1	12-FEB-2006 04:54:11	Bright	34.500	144	18Del Cyg	2.8600	11000.	69	20671	No
65	GOM_NL__2PRFIN20060212_045629_000000352045_00076_20671_8630.N1	12-FEB-2006 04:56:29	Bright	34.500	5	3Alp Lyr	0.033000	11000.	69	20671	No
66	GOM_NL__2PRFIN20060212_050319_000000342045_00076_20671_8631.N1	12-FEB-2006 05:03:19	Bright	34.000	168	17Zet Aql	2.9860	11000.	68	20671	No
67	GOM_NL__2PRFIN20060212_051431_000000412045_00076_20671_8632.N1	12-FEB-2006 05:14:31	Twilight	40.500	57	34Sig Sgr	2.0660	26000.	81	20671	No
68	GOM_NL__2PRFIN20060212_051712_000000392045_00076_20671_8633.N1	12-FEB-2006 05:17:12	Dark	39.000	38	20Eps Sgr	1.8360	11000.	78	20671	No
69	GOM_NL__2PRFIN20060212_051912_000000432045_00076_20671_8634.N1	12-FEB-2006 05:19:12	Dark	43.000	25	35Lam Sco	1.6200	28000.	86	20671	No
70	GOM_NL__2PRFIN20060212_052031_000000472045_00076_20671_8635.N1	12-FEB-2006 05:20:31	Dark	46.500	40	The Sco	1.8590	7100.0	93	20671	No
71	GOM_NL__2PRFIN20060212_052219_000000382045_00076_20671_8636.N1	12-FEB-2006 05:22:19	Dark	37.500	147	Alp Ara	2.8770	26000.	75	20671	No
72	GOM_NL__2PRFIN20060212_052348_000000432045_00076_20671_8637.N1	12-FEB-2006 05:23:48	Dark	43.000	141	Bet Ara	2.8400	4600.0	86	20671	No
73	GOM_NL__2PRFIN20060212_052948_000000422045_00077_20672_8617.N1	12-FEB-2006 05:29:48	Dark	42.000	4	Alp1Cen	-0.010000	5800.0	84	20672	No
74	GOM_NL__2PRFIN20060212_053106_000000282045_00077_20672_8618.N1	12-FEB-2006 05:31:06	Dark	28.000	10	Bet Cen	0.61000	28000.	56	20672	No
75	GOM_NL__2PRFIN20060212_053416_000000442045_00077_20672_8619.N1	12-FEB-2006 05:34:16	Dark	43.500	12	Alp1Cru	0.77500	30000.	87	20672	No
76	GOM_NL__2PRFIN20060212_053657_000000372045_00077_20672_8620.N1	12-FEB-2006 05:36:57	Dark	37.000	29	Bet Car	1.6720	10200.	74	20672	No
77	GOM_NL__2PRFIN20060212_053932_000000382045_00077_20672_8621.N1	12-FEB-2006 05:39:32	Dark	38.000	71	lot Car	2.2460	7700.0	76	20672	No
78	GOM_NL__2PRFIN20060212_054111_000000372045_00077_20672_8622.N1	12-FEB-2006 05:41:11	Dark	37.000	46	Del Vel	1.9540	10600.	74	20672	No
79	GOM_NL__2PRFIN20060212_054336_000000382045_00077_20672_8623.N1	12-FEB-2006 05:43:36	Straylight	38.000	34	Gam2Vel	1.7930	23000.	76	20672	No
80	GOM_NL__2PRFIN20060212_054540_000000402045_00077_20672_8624.N1	12-FEB-2006 05:45:40	Straylight	40.000	70	Zet Pup	2.2460	39000.	80	20672	No
81	GOM_NL__2PRFIN20060212_054958_000000382045_00077_20672_8625.N1	12-FEB-2006 05:49:58	Straylight	38.000	132	15Rho Pup	2.8030	6900.0	76	20672	No
82	GOM_NL__2PRFIN20060212_055826_000000522045_00077_20672_8626.N1	12-FEB-2006 05:58:26	Bright	52.000	8	10Alp CMi	0.40000	6500.0	104	20672	No
83	GOM_NL__2PRFIN20060212_060447_000000392045_00077_20672_8627.N1	12-FEB-2006 06:04:47	Bright	39.000	17	78Bet Gem	1.1610	4500.0	78	20672	No
84	GOM_NL__2PRFIN20060212_062211_000000352045_00077_20672_8628.N1	12-FEB-2006 06:22:11	Bright	34.500	49	1Alp UMi	1.9900	6300.0	69	20672	No
85	GOM_NL__2PRFIN20060212_062859_000000372045_00077_20672_8629.N1	12-FEB-2006 06:28:59	Bright	36.500	89	5Alp Cep	2.4510	8000.0	73	20672	No
86	GOM_NL__2PRFIN20060212_063448_000000342045_00077_20672_8630.N1	12-FEB-2006 06:34:48	Bright	34.000	144	18Del Cyg	2.8600	11000.	68	20672	No
87	GOM_NL__2PRFIN20060212_063706_000000352045_00077_20672_8631.N1	12-FEB-2006 06:37:06	Bright	34.500	5	3Alp Lyr	0.033000	11000.	69	20672	No
88	GOM_NL__2PRFIN20060212_064355_000000342045_00077_20672_8632.N1	12-FEB-2006 06:43:55	Bright	34.000	168	17Zet Aql	2.9860	11000.	68	20672	No
89	GOM_NL__2PRFIN20060212_065507_000000422045_00077_20672_8633.N1	12-FEB-2006 06:55:07	Twilight	41.500	57	34Sig Sgr	2.0660	26000.	83	20672	No
90	GOM_NL__2PRFIN20060212_065749_000000432045_00077_20672_8634.N1	12-FEB-2006 06:57:49	Dark	42.500	38	20Eps Sgr	1.8360	11000.	85	20672	No
91	GOM_NL__2PRFIN20060212_065948_000000402045_00077_20672_8635.N1	12-FEB-2006 06:59:48	Dark	40.000	25	35Lam Sco	1.6200	28000.	80	20672	No
92	GOM_NL__2PRFIN20060212_070108_000000422045_00077_20672_8636.N1	12-FEB-2006 07:01:08	Dark	42.000	40	The Sco	1.8590	7100.0	84	20672	No
93	GOM_NL__2PRFIN20060212_070256_000000392045_00077_20672_8637.N1	12-FEB-2006 07:02:56	Dark	38.500	147	Alp Ara	2.8770	26000.	77	20672	No
94	GOM_NL__2PRFIN20060212_070424_000000392045_00077_20672_8638.N1	12-FEB-2006 07:04:24	Dark	39.000	141	Bet Ara	2.8400	4600.0	78	20672	No
95	GOM_NL__2PRFIN20060212_071025_000000412045_00078_20673_8637.N1	12-FEB-2006 07:10:25	Dark	40.500	4	Alp1Cen	-0.010000	5800.0	81	20673	No
96	GOM_NL__2PRFIN20060212_071143_000000282045_00078_20673_8638.N1	12-FEB-2006 07:11:43	Dark	28.000	10	Bet Cen	0.61000	28000.	56	20673	No
97	GOM_NL__2PRFIN20060212_071452_000000462045_00078_20673_8639.N1	12-FEB-2006 07:14:52	Dark	46.000	12	Alp1Cru	0.77500	30000.	92	20673	No
98	GOM_NL__2PRFIN20060212_071734_000000382045_00078_20673_8640.N1	12-FEB-2006 07:17:34	Dark	37.500	29	Bet Car	1.6720	10200.	75	20673	No
99	GOM_NL__2PRFIN20060212_072008_000000412045_00078_20673_8641.N1	12-FEB-2006 07:20:08	Dark	41.000	71	lot Car	2.2460	7700.0	82	20673	No
100	GOM_NL__2PRFIN20060212_072147_000000412045_00078_20673_8642.N1	12-FEB-2006 07:21:47	Dark	40.500	46	Del Vel	1.9540	10600.	81	20673	No
101	GOM_NL__2PRFIN20060212_072412_000000402045_00078_20673_8643.N1	12-FEB-2006 07:24:12	Straylight	40.000	34	Gam2Vel	1.7930	23000.	80	20673	No

102	GOM_NL__2PRFIN20060212_072616_000000352045_00078_20673_8644.N1	12-FEB-2006 07:26:16	Straylight	35.000	70	Zet Pup	2.2460	39000.	70	20673	No
103	GOM_NL__2PRFIN20060212_073034_000000372045_00078_20673_8645.N1	12-FEB-2006 07:30:34	Straylight	37.000	132	15Rho Pup	2.8030	6900.0	74	20673	No
104	GOM_NL__2PRFIN20060212_073902_000000522045_00078_20673_8646.N1	12-FEB-2006 07:39:02	Bright	52.000	8	10Alp CMi	0.40000	6500.0	104	20673	No
105	GOM_NL__2PRFIN20060212_074523_000000392045_00078_20673_8647.N1	12-FEB-2006 07:45:23	Bright	38.500	17	78Bet Gem	1.1610	4500.0	77	20673	No
106	GOM_NL__2PRFIN20060212_080247_000000342045_00078_20673_8648.N1	12-FEB-2006 08:02:47	Bright	33.500	49	1Alp UMi	1.9900	6300.0	67	20673	No
107	GOM_NL__2PRFIN20060212_080935_000000342045_00078_20673_8649.N1	12-FEB-2006 08:09:35	Bright	33.500	89	5Alp Cep	2.4510	8000.0	67	20673	No
108	GOM_NL__2PRFIN20060212_081524_000000352045_00078_20673_8650.N1	12-FEB-2006 08:15:24	Bright	35.000	144	18Del Cyg	2.8600	11000.	70	20673	No
109	GOM_NL__2PRFIN20060212_081742_000000352045_00078_20673_8651.N1	12-FEB-2006 08:17:42	Bright	35.000	5	3Alp Lyr	0.033000	11000.	70	20673	No
110	GOM_NL__2PRFIN20060212_082432_000000352045_00078_20673_8652.N1	12-FEB-2006 08:24:32	Bright	34.500	168	17Zet Aql	2.9860	11000.	69	20673	No
111	GOM_NL__2PRFIN20060212_083543_000000422045_00078_20673_8653.N1	12-FEB-2006 08:35:43	Twilight	41.500	57	34Sig Sgr	2.0660	26000.	83	20673	No
112	GOM_NL__2PRFIN20060212_083825_000000412045_00078_20673_8654.N1	12-FEB-2006 08:38:25	Dark	40.500	38	20Eps Sgr	1.8360	11000.	81	20673	No
113	GOM_NL__2PRFIN20060212_084025_000000422045_00078_20673_8655.N1	12-FEB-2006 08:40:25	Dark	42.000	25	35Lam Sco	1.6200	28000.	84	20673	No
114	GOM_NL__2PRFIN20060212_084144_000000422045_00078_20673_8656.N1	12-FEB-2006 08:41:44	Dark	41.500	40	The Sco	1.8590	7100.0	83	20673	No
115	GOM_NL__2PRFIN20060212_084332_000000382045_00078_20673_8657.N1	12-FEB-2006 08:43:32	Dark	37.500	147	Alp Ara	2.8770	26000.	75	20673	No
116	GOM_NL__2PRFIN20060212_084501_000000402045_00078_20673_8658.N1	12-FEB-2006 08:45:01	Dark	40.000	141	Bet Ara	2.8400	4600.0	80	20673	No
117	GOM_NL__2PRFIN20060212_085101_000000432045_00079_20674_8637.N1	12-FEB-2006 08:51:01	Dark	43.000	4	Alp1Cen	-0.010000	5800.0	86	20674	No
118	GOM_NL__2PRFIN20060212_085219_000000272045_00079_20674_8638.N1	12-FEB-2006 08:52:19	Dark	27.000	10	Bet Cen	0.61000	28000.	54	20674	No
119	GOM_NL__2PRFIN20060212_085529_000000412045_00079_20674_8639.N1	12-FEB-2006 08:55:29	Dark	41.000	12	Alp1Cru	0.77500	30000.	82	20674	No
120	GOM_NL__2PRFIN20060212_085810_000000392045_00079_20674_8640.N1	12-FEB-2006 08:58:10	Dark	38.500	29	Bet Car	1.6720	10200.	77	20674	No
121	GOM_NL__2PRFIN20060212_090044_000000382045_00079_20674_8641.N1	12-FEB-2006 09:00:44	Dark	38.000	71	lot Car	2.2460	7700.0	76	20674	No
122	GOM_NL__2PRFIN20060212_090223_000000382045_00079_20674_8642.N1	12-FEB-2006 09:02:23	Dark	38.000	46	Del Vel	1.9540	10600.	76	20674	No
123	GOM_NL__2PRFIN20060212_090448_000000392045_00079_20674_8643.N1	12-FEB-2006 09:04:48	Straylight	38.500	34	Gam2Vel	1.7930	23000.	77	20674	No
124	GOM_NL__2PRFIN20060212_090652_000000372045_00079_20674_8644.N1	12-FEB-2006 09:06:52	Straylight	36.500	70	Zet Pup	2.2460	39000.	73	20674	No
125	GOM_NL__2PRFIN20060212_091110_000000402045_00079_20674_8645.N1	12-FEB-2006 09:11:10	Straylight	40.000	132	15Rho Pup	2.8030	6900.0	80	20674	No
126	GOM_NL__2PRFIN20060212_091938_000000462045_00079_20674_8646.N1	12-FEB-2006 09:19:38	Bright	45.500	8	10Alp CMi	0.40000	6500.0	91	20674	No
127	GOM_NL__2PRFIN20060212_092559_000000392045_00079_20674_8647.N1	12-FEB-2006 09:25:59	Bright	39.000	17	78Bet Gem	1.1610	4500.0	78	20674	No
128	GOM_NL__2PRFIN20060212_094323_000000362045_00079_20674_8648.N1	12-FEB-2006 09:43:23	Bright	35.500	49	1Alp UMi	1.9900	6300.0	71	20674	No
129	GOM_NL__2PRFIN20060212_095011_000000352045_00079_20674_8649.N1	12-FEB-2006 09:50:11	Bright	35.000	89	5Alp Cep	2.4510	8000.0	70	20674	No
130	GOM_NL__2PRFIN20060212_095600_000000342045_00079_20674_8650.N1	12-FEB-2006 09:56:00	Bright	34.000	144	18Del Cyg	2.8600	11000.	68	20674	No
131	GOM_NL__2PRFIN20060212_095818_000000372045_00079_20674_8651.N1	12-FEB-2006 09:58:18	Bright	36.500	5	3Alp Lyr	0.033000	11000.	73	20674	No
132	GOM_NL__2PRFIN20060212_100508_000000342045_00079_20674_8652.N1	12-FEB-2006 10:05:08	Bright	33.500	168	17Zet Aql	2.9860	11000.	67	20674	No
133	GOM_NL__2PRFIN20060212_101619_000000382045_00079_20674_8653.N1	12-FEB-2006 10:16:19	Twilight	38.000	57	34Sig Sgr	2.0660	26000.	76	20674	No
134	GOM_NL__2PRFIN20060212_101901_000000402045_00079_20674_8654.N1	12-FEB-2006 10:19:01	Dark	40.000	38	20Eps Sgr	1.8360	11000.	80	20674	No
135	GOM_NL__2PRFIN20060212_102101_000000412045_00079_20674_8655.N1	12-FEB-2006 10:21:01	Dark	40.500	25	35Lam Sco	1.6200	28000.	81	20674	No
136	GOM_NL__2PRFIN20060212_102220_000000452045_00079_20674_8656.N1	12-FEB-2006 10:22:20	Dark	44.500	40	The Sco	1.8590	7100.0	89	20674	No
137	GOM_NL__2PRFIN20060212_102408_000000382045_00079_20674_8657.N1	12-FEB-2006 10:24:08	Dark	37.500	147	Alp Ara	2.8770	26000.	75	20674	No
138	GOM_NL__2PRFIN20060212_102537_000000442045_00079_20674_8658.N1	12-FEB-2006 10:25:37	Dark	43.500	141	Bet Ara	2.8400	4600.0	87	20674	No
139	GOM_NL__2PRFIN20060212_103138_000000422045_00080_20675_8637.N1	12-FEB-2006 10:31:38	Dark	42.000	4	Alp1Cen	-0.010000	5800.0	84	20675	No
140	GOM_NL__2PRFIN20060212_103256_000000272045_00080_20675_8638.N1	12-FEB-2006 10:32:56	Dark	27.000	10	Bet Cen	0.61000	28000.	54	20675	No
141	GOM_NL__2PRFIN20060212_103605_000000412045_00080_20675_8639.N1	12-FEB-2006 10:36:05	Dark	41.000	12	Alp1Cru	0.77500	30000.	82	20675	No
142	GOM_NL__2PRFIN20060212_103846_000000362045_00080_20675_8640.N1	12-FEB-2006 10:38:46	Dark	36.000	29	Bet Car	1.6720	10200.	72	20675	No
143	GOM_NL__2PRFIN20060212_104120_000000382045_00080_20675_8641.N1	12-FEB-2006 10:41:20	Dark	38.000	71	lot Car	2.2460	7700.0	76	20675	No
144	GOM_NL__2PRFIN20060212_104259_000000362045_00080_20675_8642.N1	12-FEB-2006 10:42:59	Dark	36.000	46	Del Vel	1.9540	10600.	72	20675	No
145	GOM_NL__2PRFIN20060212_104524_000000372045_00080_20675_8643.N1	12-FEB-2006 10:45:24	Straylight	36.500	34	Gam2Vel	1.7930	23000.	73	20675	No
146	GOM_NL__2PRFIN20060212_104728_000000372045_00080_20675_8644.N1	12-FEB-2006 10:47:28	Straylight	37.000	70	Zet Pup	2.2460	39000.	74	20675	No
147	GOM_NL__2PRFIN20060212_105146_000000372045_00080_20675_8645.N1	12-FEB-2006 10:51:46	Straylight	36.500	132	15Rho Pup	2.8030	6900.0	73	20675	No
148	GOM_NL__2PRFIN20060212_110014_000000502045_00080_20675_8646.N1	12-FEB-2006 11:00:14	Bright	49.500	8	10Alp CMi	0.40000	6500.0	99	20675	No
149	GOM_NL__2PRFIN20060212_110635_000000382045_00080_20675_8647.N1	12-FEB-2006 11:06:35	Bright	38.000	17	78Bet Gem	1.1610	4500.0	76	20675	No
150	GOM_NL__2PRFIN20060212_112359_000000372045_00080_20675_8648.N1	12-FEB-2006 11:23:59	Bright	36.500	49	1Alp UMi	1.9900	6300.0	73	20675	No
151	GOM_NL__2PRFIN20060212_113047_000000362045_00080_20675_8649.N1	12-FEB-2006 11:30:47	Bright	36.000	89	5Alp Cep	2.4510	8000.0	72	20675	No
152	GOM_NL__2PRFIN20060212_113636_000000342045_00080_20675_8650.N1	12-FEB-2006 11:36:36	Bright	33.500	144	18Del Cyg	2.8600	11000.	67	20675	No
153	GOM_NL__2PRFIN20060212_113854_000000392045_00080_20675_8651.N1	12-FEB-2006 11:38:54	Bright	38.500	5	3Alp Lyr	0.033000	11000.	77	20675	No
154	GOM_NL__2PRFIN20060212_114544_000000332045_00080_20675_8652.N1	12-FEB-2006 11:45:44	Bright	33.000	168	17Zet Aql	2.9860	11000.	66	20675	No
155	GOM_NL__2PRFIN20060212_115655_000000392045_00080_20675_8653.N1	12-FEB-2006 11:56:55	Twilight	38.500	57	34Sig Sgr	2.0660	26000.	77	20675	No
156	GOM_NL__2PRFIN20060212_115937_000000392045_00080_20675_8654.N1	12-FEB-2006 11:59:37	Dark	39.000	38	20Eps Sgr	1.8360	11000.	78	20675	No
157	GOM_NL__2PRFIN20060212_120137_000000402045_00080_20675_8655.N1	12-FEB-2006 12:01:37	Dark	40.000	25	35Lam Sco	1.6200	28000.	80	20675	No
158	GOM_NL__2PRFIN20060212_120257_000000392045_00080_20675_8656.N1	12-FEB-2006 12:02:57	Dark	39.000	40	The Sco	1.8590	7100.0	78	20675	No
159	GOM_NL__2PRFIN20060212_120445_000000372045_00080_20675_8657.N1	12-FEB-2006 12:04:45	Dark	37.000	147	Alp Ara	2.8770	26000.	74	20675	No
160	GOM_NL__2PRFIN20060212_120613_000000402045_00080_20675_8658.N1	12-FEB-2006 12:06:13	Dark	39.500	141	Bet Ara	2.8400	4600.0	79	20675	No

161	GOM_NL__2PRFIN20060212_121214_000000442045_00081_20676_8637.N1	12-FEB-2006 12:12:14	Dark	44.000	4	Alp1Cen	-0.010000	5800.0	88	20676	No
162	GOM_NL__2PRFIN20060212_121332_000000262045_00081_20676_8638.N1	12-FEB-2006 12:13:32	Dark	26.000	10	Bet Cen	0.610000	28000.	52	20676	No
163	GOM_NL__2PRFIN20060212_121642_000000432045_00081_20676_8639.N1	12-FEB-2006 12:16:42	Dark	42.500	12	Alp1Cru	0.775000	30000.	85	20676	No
164	GOM_NL__2PRFIN20060212_121922_000000402045_00081_20676_8640.N1	12-FEB-2006 12:19:22	Dark	39.500	29	Bet Car	1.6720	10200.	79	20676	No
165	GOM_NL__2PRFIN20060212_122156_000000382045_00081_20676_8641.N1	12-FEB-2006 12:21:56	Dark	37.500	71	lot Car	2.2460	7700.0	75	20676	No
166	GOM_NL__2PRFIN20060212_122335_000000382045_00081_20676_8642.N1	12-FEB-2006 12:23:35	Dark	38.000	46	Del Vel	1.9540	10600.	76	20676	No
167	GOM_NL__2PRFIN20060212_122600_000000362045_00081_20676_8643.N1	12-FEB-2006 12:26:00	Straylight	36.000	34	Gam2Vel	1.7930	23000.	72	20676	No
168	GOM_NL__2PRFIN20060212_122804_000000402045_00081_20676_8644.N1	12-FEB-2006 12:28:04	Straylight	39.500	70	Zet Pup	2.2460	39000.	79	20676	No
169	GOM_NL__2PRFIN20060212_123222_000000382045_00081_20676_8645.N1	12-FEB-2006 12:32:22	Straylight	37.500	132	15Rho Pup	2.8030	6900.0	75	20676	No
170	GOM_NL__2PRFIN20060212_124050_000000522045_00081_20676_8646.N1	12-FEB-2006 12:40:50	Bright	52.000	8	10Alp CMi	0.400000	6500.0	104	20676	No
171	GOM_NL__2PRFIN20060212_124711_000000392045_00081_20676_8647.N1	12-FEB-2006 12:47:11	Bright	38.500	17	78Bet Gem	1.1610	4500.0	77	20676	No
172	GOM_NL__2PRFIN20060212_130435_000000332045_00081_20676_8648.N1	12-FEB-2006 13:04:35	Bright	32.500	49	1Alp UMi	1.9900	6300.0	65	20676	No
173	GOM_NL__2PRFIN20060212_131124_000000352045_00081_20676_8649.N1	12-FEB-2006 13:11:24	Bright	34.500	89	5Alp Cep	2.4510	8000.0	69	20676	No
174	GOM_NL__2PRFIN20060212_131712_000000342045_00081_20676_8650.N1	12-FEB-2006 13:17:12	Bright	33.500	144	18Del Cyg	2.8600	11000.	67	20676	No
175	GOM_NL__2PRFIN20060212_131930_000000352045_00081_20676_8651.N1	12-FEB-2006 13:19:30	Bright	35.000	5	3Alp Lyr	0.033000	11000.	70	20676	No
176	GOM_NL__2PRFIN20060212_132620_000000332045_00081_20676_8652.N1	12-FEB-2006 13:26:20	Bright	33.000	168	17Zet Aql	2.9860	11000.	66	20676	No
177	GOM_NL__2PRFIN20060212_133731_000000412045_00081_20676_8653.N1	12-FEB-2006 13:37:31	Twilight	40.500	57	34Sig Sgr	2.0660	26000.	81	20676	No
178	GOM_NL__2PRFIN20060212_134013_000000422045_00081_20676_8654.N1	12-FEB-2006 13:40:13	Dark	42.000	38	20Eps Sgr	1.8360	11000.	84	20676	No
179	GOM_NL__2PRFIN20060212_134214_000000442045_00081_20676_8655.N1	12-FEB-2006 13:42:14	Dark	43.500	25	35Lam Sco	1.6200	28000.	87	20676	No
180	GOM_NL__2PRFIN20060212_134333_000000452045_00081_20676_8656.N1	12-FEB-2006 13:43:33	Dark	45.000	40	The Sco	1.8590	7100.0	90	20676	No
181	GOM_NL__2PRFIN20060212_134521_000000372045_00081_20676_8657.N1	12-FEB-2006 13:45:21	Dark	36.500	147	Alp Ara	2.8770	26000.	73	20676	No
182	GOM_NL__2PRFIN20060212_134649_000000452045_00081_20676_8658.N1	12-FEB-2006 13:46:49	Dark	45.000	141	Bet Ara	2.8400	4600.0	90	20676	No
183	GOM_NL__2PRFIN20060212_135251_000000442045_00082_20677_8637.N1	12-FEB-2006 13:52:51	Dark	43.500	4	Alp1Cen	-0.010000	5800.0	87	20677	No
184	GOM_NL__2PRFIN20060212_135409_000000262045_00082_20677_8638.N1	12-FEB-2006 13:54:09	Dark	26.000	10	Bet Cen	0.610000	28000.	52	20677	No
185	GOM_NL__2PRFIN20060212_135718_000000432045_00082_20677_8639.N1	12-FEB-2006 13:57:18	Dark	43.000	12	Alp1Cru	0.775000	30000.	86	20677	No
186	GOM_NL__2PRFIN20060212_135958_000000382045_00082_20677_8640.N1	12-FEB-2006 13:59:58	Dark	38.000	29	Bet Car	1.6720	10200.	76	20677	No
187	GOM_NL__2PRFIN20060212_140233_000000372045_00082_20677_8641.N1	12-FEB-2006 14:02:33	Dark	37.000	71	lot Car	2.2460	7700.0	74	20677	No
188	GOM_NL__2PRFIN20060212_140412_000000422045_00082_20677_8642.N1	12-FEB-2006 14:04:12	Dark	42.000	46	Del Vel	1.9540	10600.	84	20677	No
189	GOM_NL__2PRFIN20060212_140636_000000362045_00082_20677_8643.N1	12-FEB-2006 14:06:36	Straylight	35.500	34	Gam2Vel	1.7930	23000.	71	20677	No
190	GOM_NL__2PRFIN20060212_140840_000000382045_00082_20677_8644.N1	12-FEB-2006 14:08:40	Straylight	38.000	70	Zet Pup	2.2460	39000.	76	20677	No
191	GOM_NL__2PRFIN20060212_141258_000000392045_00082_20677_8645.N1	12-FEB-2006 14:12:58	Straylight	38.500	132	15Rho Pup	2.8030	6900.0	77	20677	No
192	GOM_NL__2PRFIN20060212_142126_000000472045_00082_20677_8646.N1	12-FEB-2006 14:21:26	Bright	46.500	8	10Alp CMi	0.400000	6500.0	93	20677	No
193	GOM_NL__2PRFIN20060212_142747_000000392045_00082_20677_8647.N1	12-FEB-2006 14:27:47	Bright	39.000	17	78Bet Gem	1.1610	4500.0	78	20677	No
194	GOM_NL__2PRFIN20060212_144511_000000352045_00082_20677_8648.N1	12-FEB-2006 14:45:11	Bright	35.000	49	1Alp UMi	1.9900	6300.0	70	20677	No
195	GOM_NL__2PRFIN20060212_145200_000000352045_00082_20677_8649.N1	12-FEB-2006 14:52:00	Bright	35.000	89	5Alp Cep	2.4510	8000.0	70	20677	No
196	GOM_NL__2PRFIN20060212_145748_000000352045_00082_20677_8650.N1	12-FEB-2006 14:57:48	Bright	34.500	144	18Del Cyg	2.8600	11000.	69	20677	No
197	GOM_NL__2PRFIN20060212_150006_000000382045_00082_20677_8651.N1	12-FEB-2006 15:00:06	Bright	37.500	5	3Alp Lyr	0.033000	11000.	75	20677	No
198	GOM_NL__2PRFIN20060212_150656_000000342045_00082_20677_8652.N1	12-FEB-2006 15:06:56	Bright	34.000	168	17Zet Aql	2.9860	11000.	68	20677	No
199	GOM_NL__2PRFIN20060212_151808_000000412045_00082_20677_8653.N1	12-FEB-2006 15:18:08	Twilight	40.500	57	34Sig Sgr	2.0660	26000.	81	20677	No
200	GOM_NL__2PRFIN20060212_152050_000000402045_00082_20677_8654.N1	12-FEB-2006 15:20:50	Dark	40.000	38	20Eps Sgr	1.8360	11000.	80	20677	No
201	GOM_NL__2PRFIN20060212_152250_000000432045_00082_20677_8655.N1	12-FEB-2006 15:22:50	Dark	42.500	25	35Lam Sco	1.6200	28000.	85	20677	No
202	GOM_NL__2PRFIN20060212_152410_000000422045_00082_20677_8656.N1	12-FEB-2006 15:24:10	Dark	42.000	40	The Sco	1.8590	7100.0	84	20677	No
203	GOM_NL__2PRFIN20060212_152557_000000392045_00082_20677_8657.N1	12-FEB-2006 15:25:57	Dark	38.500	147	Alp Ara	2.8770	26000.	77	20677	No
204	GOM_NL__2PRFIN20060212_152726_000000442045_00082_20677_8658.N1	12-FEB-2006 15:27:26	Dark	43.500	141	Bet Ara	2.8400	4600.0	87	20677	No
205	GOM_NL__2PRFIN20060212_153327_000000462045_00083_20678_8637.N1	12-FEB-2006 15:33:27	Dark	46.000	4	Alp1Cen	-0.010000	5800.0	92	20678	No
206	GOM_NL__2PRFIN20060212_153445_000000252045_00083_20678_8638.N1	12-FEB-2006 15:34:45	Dark	25.000	10	Bet Cen	0.610000	28000.	50	20678	No
207	GOM_NL__2PRFIN20060212_153755_000000412045_00083_20678_8639.N1	12-FEB-2006 15:37:55	Dark	40.500	12	Alp1Cru	0.775000	30000.	81	20678	No
208	GOM_NL__2PRFIN20060212_154034_000000372045_00083_20678_8640.N1	12-FEB-2006 15:40:34	Dark	37.000	29	Bet Car	1.6720	10200.	74	20678	No
209	GOM_NL__2PRFIN20060212_154309_000000402045_00083_20678_8641.N1	12-FEB-2006 15:43:09	Dark	40.000	71	lot Car	2.2460	7700.0	80	20678	No
210	GOM_NL__2PRFIN20060212_154448_000000402045_00083_20678_8642.N1	12-FEB-2006 15:44:48	Dark	39.500	46	Del Vel	1.9540	10600.	79	20678	No
211	GOM_NL__2PRFIN20060212_154712_000000382045_00083_20678_8643.N1	12-FEB-2006 15:47:12	Straylight	37.500	34	Gam2Vel	1.7930	23000.	75	20678	No
212	GOM_NL__2PRFIN20060212_154917_000000402045_00083_20678_8644.N1	12-FEB-2006 15:49:17	Straylight	39.500	70	Zet Pup	2.2460	39000.	79	20678	No
213	GOM_NL__2PRFIN20060212_155334_000000402045_00083_20678_8645.N1	12-FEB-2006 15:53:34	Straylight	39.500	132	15Rho Pup	2.8030	6900.0	79	20678	No
214	GOM_NL__2PRFIN20060212_160203_000000522045_00083_20678_8646.N1	12-FEB-2006 16:02:03	Bright	52.000	8	10Alp CMi	0.400000	6500.0	104	20678	No
215	GOM_NL__2PRFIN20060212_160823_000000382045_00083_20678_8647.N1	12-FEB-2006 16:08:23	Bright	38.000	17	78Bet Gem	1.1610	4500.0	76	20678	No
216	GOM_NL__2PRFIN20060212_162547_000000372045_00083_20678_8648.N1	12-FEB-2006 16:25:47	Bright	37.000	49	1Alp UMi	1.9900	6300.0	74	20678	No
217	GOM_NL__2PRFIN20060212_163236_000000362045_00083_20678_8649.N1	12-FEB-2006 16:32:36	Bright	35.500	89	5Alp Cep	2.4510	8000.0	71	20678	No
218	GOM_NL__2PRFIN20060212_163824_000000342045_00083_20678_8650.N1	12-FEB-2006 16:38:24	Bright	34.000	144	18Del Cyg	2.8600	11000.	68	20678	No
219	GOM_NL__2PRFIN20060212_164042_000000362045_00083_20678_8651.N1	12-FEB-2006 16:40:42	Bright	36.000	5	3Alp Lyr	0.033000	11000.	72	20678	No

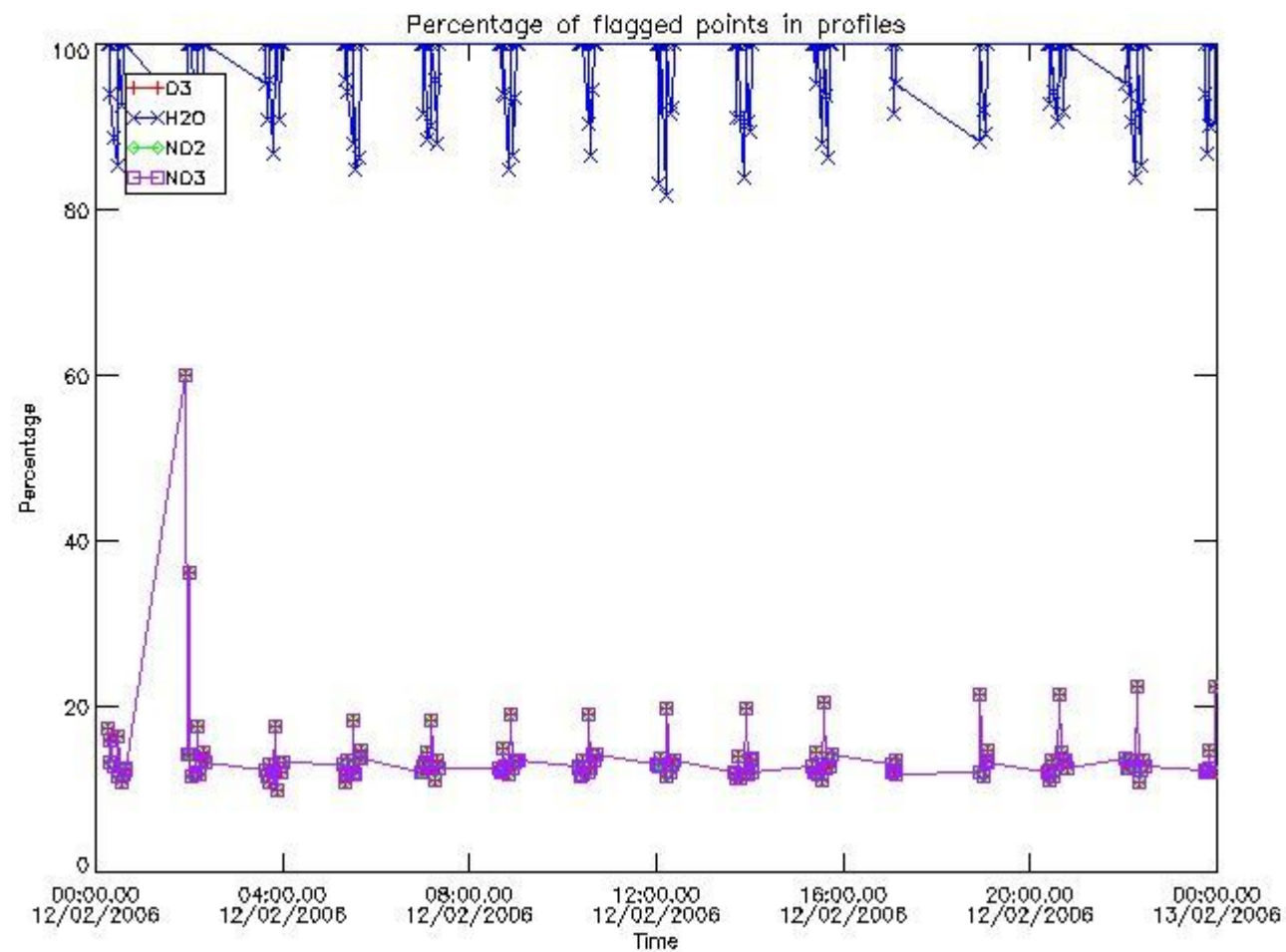
220	GOM_NL__2PRFIN20060212_164732_000000342045_00083_20678_8652.N1	12-FEB-2006 16:47:32	Bright	34.000	168	17Zet Aql	2.9860	11000.	68	20678	No
221	GOM_NL__2PRFIN20060212_165844_000000412045_00083_20678_8653.N1	12-FEB-2006 16:58:44	Twilight	41.000	57	34Sig Sgr	2.0660	26000.	82	20678	No
222	GOM_NL__2PRFIN20060212_170126_000000402045_00083_20678_8654.N1	12-FEB-2006 17:01:26	Dark	39.500	38	20Eps Sgr	1.8360	11000.	79	20678	No
223	GOM_NL__2PRFIN20060212_170327_000000432045_00083_20678_8655.N1	12-FEB-2006 17:03:27	Dark	42.500	25	35Lam Sco	1.6200	28000.	85	20678	No
224	GOM_NL__2PRFIN20060212_170446_000000422045_00083_20678_8656.N1	12-FEB-2006 17:04:46	Dark	41.500	40	The Sco	1.8590	7100.0	83	20678	No
225	GOM_NL__2PRFIN20060212_170634_000000382045_00083_20678_8657.N1	12-FEB-2006 17:06:34	Dark	38.000	147	Alp Ara	2.8770	26000.	76	20678	No
226	GOM_NL__2PRFIN20060212_170802_000000432045_00083_20678_8658.N1	12-FEB-2006 17:08:02	Dark	42.500	141	Bet Ara	2.8400	4600.0	85	20678	No
227	GOM_NL__2PRFIN20060212_185440_000000432045_00085_20680_8637.N1	12-FEB-2006 18:54:40	Dark	42.500	4	Alp1Cen	-0.010000	5800.0	85	20680	No
228	GOM_NL__2PRFIN20060212_185558_000000242045_00085_20680_8638.N1	12-FEB-2006 18:55:58	Dark	24.000	10	Bet Cen	0.610000	28000.	48	20680	No
229	GOM_NL__2PRFIN20060212_185908_000000452045_00085_20680_8639.N1	12-FEB-2006 18:59:08	Dark	44.500	12	Alp1Cru	0.775000	30000.	89	20680	No
230	GOM_NL__2PRFIN20060212_190146_000000382045_00085_20680_8640.N1	12-FEB-2006 19:01:46	Dark	37.500	29	Bet Car	1.6720	10200.	75	20680	No
231	GOM_NL__2PRFIN20060212_190421_000000382045_00085_20680_8641.N1	12-FEB-2006 19:04:21	Dark	38.000	71	lot Car	2.2460	7700.0	76	20680	No
232	GOM_NL__2PRFIN20060212_190600_000000432045_00085_20680_8642.N1	12-FEB-2006 19:06:00	Dark	42.500	46	Del Vel	1.9540	10600.	85	20680	No
233	GOM_NL__2PRFIN20060212_190824_000000412045_00085_20680_8643.N1	12-FEB-2006 19:08:24	Straylight	40.500	34	Gam2Vel	1.7930	23000.	81	20680	No
234	GOM_NL__2PRFIN20060212_191029_000000392045_00085_20680_8644.N1	12-FEB-2006 19:10:29	Straylight	38.500	70	Zet Pup	2.2460	39000.	77	20680	No
235	GOM_NL__2PRFIN20060212_191446_000000392045_00085_20680_8645.N1	12-FEB-2006 19:14:46	Straylight	38.500	132	15Rho Pup	2.8030	6900.0	77	20680	No
236	GOM_NL__2PRFIN20060212_192315_000000522045_00085_20680_8646.N1	12-FEB-2006 19:23:15	Bright	52.000	8	10Alp CMi	0.400000	6500.0	104	20680	No
237	GOM_NL__2PRFIN20060212_192935_000000382045_00085_20680_8647.N1	12-FEB-2006 19:29:35	Bright	38.000	17	78Bet Gem	1.1610	4500.0	76	20680	No
238	GOM_NL__2PRFIN20060212_194659_000000362045_00085_20680_8648.N1	12-FEB-2006 19:46:59	Bright	35.500	49	1Alp UMi	1.9900	6300.0	71	20680	No
239	GOM_NL__2PRFIN20060212_195348_000000352045_00085_20680_8649.N1	12-FEB-2006 19:53:48	Bright	34.500	89	5Alp Cep	2.4510	8000.0	69	20680	No
240	GOM_NL__2PRFIN20060212_195936_000000352045_00085_20680_8650.N1	12-FEB-2006 19:59:36	Bright	34.500	144	18Del Cyg	2.8600	11000.	69	20680	No
241	GOM_NL__2PRFIN20060212_200154_000000362045_00085_20680_8651.N1	12-FEB-2006 20:01:54	Bright	36.000	5	3Alp Lyr	0.033000	11000.	72	20680	No
242	GOM_NL__2PRFIN20060212_200845_000000352045_00085_20680_8652.N1	12-FEB-2006 20:08:45	Bright	34.500	168	17Zet Aql	2.9860	11000.	69	20680	No
243	GOM_NL__2PRFIN20060212_201956_000000382045_00085_20680_8653.N1	12-FEB-2006 20:19:56	Twilight	38.000	57	34Sig Sgr	2.0660	26000.	76	20680	No
244	GOM_NL__2PRFIN20060212_202239_000000422045_00085_20680_8654.N1	12-FEB-2006 20:22:39	Dark	42.000	38	20Eps Sgr	1.8360	11000.	84	20680	No
245	GOM_NL__2PRFIN20060212_202440_000000462045_00085_20680_8655.N1	12-FEB-2006 20:24:40	Dark	45.500	25	35Lam Sco	1.6200	28000.	91	20680	No
246	GOM_NL__2PRFIN20060212_202559_000000422045_00085_20680_8656.N1	12-FEB-2006 20:25:59	Dark	41.500	40	The Sco	1.8590	7100.0	83	20680	No
247	GOM_NL__2PRFIN20060212_202746_000000382045_00085_20680_8657.N1	12-FEB-2006 20:27:46	Dark	37.500	147	Alp Ara	2.8770	26000.	75	20680	No
248	GOM_NL__2PRFIN20060212_202915_000000442045_00085_20680_8658.N1	12-FEB-2006 20:29:15	Dark	44.000	141	Bet Ara	2.8400	4600.0	88	20680	No
249	GOM_NL__2PRFIN20060212_203517_000000432045_00086_20681_8637.N1	12-FEB-2006 20:35:17	Dark	43.000	4	Alp1Cen	-0.010000	5800.0	86	20681	No
250	GOM_NL__2PRFIN20060212_203635_000000242045_00086_20681_8638.N1	12-FEB-2006 20:36:35	Dark	24.000	10	Bet Cen	0.610000	28000.	48	20681	No
251	GOM_NL__2PRFIN20060212_203944_000000392045_00086_20681_8639.N1	12-FEB-2006 20:39:44	Dark	39.000	12	Alp1Cru	0.775000	30000.	78	20681	No
252	GOM_NL__2PRFIN20060212_204222_000000382045_00086_20681_8640.N1	12-FEB-2006 20:42:22	Dark	37.500	29	Bet Car	1.6720	10200.	75	20681	No
253	GOM_NL__2PRFIN20060212_204458_000000382045_00086_20681_8641.N1	12-FEB-2006 20:44:58	Dark	37.500	71	lot Car	2.2460	7700.0	75	20681	No
254	GOM_NL__2PRFIN20060212_204636_000000412045_00086_20681_8642.N1	12-FEB-2006 20:46:36	Dark	40.500	46	Del Vel	1.9540	10600.	81	20681	No
255	GOM_NL__2PRFIN20060212_204901_000000402045_00086_20681_8643.N1	12-FEB-2006 20:49:01	Straylight	40.000	34	Gam2Vel	1.7930	23000.	80	20681	No
256	GOM_NL__2PRFIN20060212_205105_000000382045_00086_20681_8644.N1	12-FEB-2006 20:51:05	Straylight	38.000	70	Zet Pup	2.2460	39000.	76	20681	No
257	GOM_NL__2PRFIN20060212_205522_000000382045_00086_20681_8645.N1	12-FEB-2006 20:55:22	Straylight	38.000	132	15Rho Pup	2.8030	6900.0	76	20681	No
258	GOM_NL__2PRFIN20060212_210351_000000472045_00086_20681_8646.N1	12-FEB-2006 21:03:51	Bright	47.000	8	10Alp CMi	0.400000	6500.0	94	20681	No
259	GOM_NL__2PRFIN20060212_211011_000000382045_00086_20681_8647.N1	12-FEB-2006 21:10:11	Bright	38.000	17	78Bet Gem	1.1610	4500.0	76	20681	No
260	GOM_NL__2PRFIN20060212_212735_000000352045_00086_20681_8648.N1	12-FEB-2006 21:27:35	Bright	34.500	49	1Alp UMi	1.9900	6300.0	69	20681	No
261	GOM_NL__2PRFIN20060212_213425_000000322045_00086_20681_8649.N1	12-FEB-2006 21:34:25	Bright	32.000	89	5Alp Cep	2.4510	8000.0	64	20681	No
262	GOM_NL__2PRFIN20060212_214012_000000352045_00086_20681_8650.N1	12-FEB-2006 21:40:12	Bright	34.500	144	18Del Cyg	2.8600	11000.	69	20681	No
263	GOM_NL__2PRFIN20060212_214230_000000362045_00086_20681_8651.N1	12-FEB-2006 21:42:30	Bright	35.500	5	3Alp Lyr	0.033000	11000.	71	20681	No
264	GOM_NL__2PRFIN20060212_214921_000000342045_00086_20681_8652.N1	12-FEB-2006 21:49:21	Bright	33.500	168	17Zet Aql	2.9860	11000.	67	20681	No
265	GOM_NL__2PRFIN20060212_220032_000000402045_00086_20681_8653.N1	12-FEB-2006 22:00:32	Twilight	40.000	57	34Sig Sgr	2.0660	26000.	80	20681	No
266	GOM_NL__2PRFIN20060212_220315_000000412045_00086_20681_8654.N1	12-FEB-2006 22:03:15	Dark	41.000	38	20Eps Sgr	1.8360	11000.	82	20681	No
267	GOM_NL__2PRFIN20060212_220516_000000452045_00086_20681_8655.N1	12-FEB-2006 22:05:16	Dark	45.000	25	35Lam Sco	1.6200	28000.	90	20681	No
268	GOM_NL__2PRFIN20060212_220635_000000412045_00086_20681_8656.N1	12-FEB-2006 22:06:35	Dark	40.500	40	The Sco	1.8590	7100.0	81	20681	No
269	GOM_NL__2PRFIN20060212_220823_000000382045_00086_20681_8657.N1	12-FEB-2006 22:08:23	Dark	37.500	147	Alp Ara	2.8770	26000.	75	20681	No
270	GOM_NL__2PRFIN20060212_220951_000000382045_00086_20681_8658.N1	12-FEB-2006 22:09:51	Dark	38.000	141	Bet Ara	2.8400	4600.0	76	20681	No
271	GOM_NL__2PRFIN20060212_221553_000000442045_00087_20682_8637.N1	12-FEB-2006 22:15:53	Dark	44.000	4	Alp1Cen	-0.010000	5800.0	88	20682	No
272	GOM_NL__2PRFIN20060212_221711_000000232045_00087_20682_8638.N1	12-FEB-2006 22:17:11	Dark	23.000	10	Bet Cen	0.610000	28000.	46	20682	No
273	GOM_NL__2PRFIN20060212_222020_000000472045_00087_20682_8639.N1	12-FEB-2006 22:20:20	Dark	47.000	12	Alp1Cru	0.775000	30000.	94	20682	No
274	GOM_NL__2PRFIN20060212_222258_000000422045_00087_20682_8640.N1	12-FEB-2006 22:22:58	Dark	41.500	29	Bet Car	1.6720	10200.	83	20682	No
275	GOM_NL__2PRFIN20060212_222534_000000382045_00087_20682_8641.N1	12-FEB-2006 22:25:34	Dark	37.500	71	lot Car	2.2460	7700.0	75	20682	No
276	GOM_NL__2PRFIN20060212_222712_000000402045_00087_20682_8642.N1	12-FEB-2006 22:27:12	Dark	40.000	46	Del Vel	1.9540	10600.	80	20682	No
277	GOM_NL__2PRFIN20060212_222937_000000402045_00087_20682_8643.N1	12-FEB-2006 22:29:37	Straylight	40.000	34	Gam2Vel	1.7930	23000.	80	20682	No
278	GOM_NL__2PRFIN20060212_223141_000000382045_00087_20682_8644.N1	12-FEB-2006 22:31:41	Straylight	38.000	70	Zet Pup	2.2460	39000.	76	20682	No

279	GOM_NL__2PRFIN20060212_223559_000000402045_00087_20682_8645.N1	12-FEB-2006 22:35:59	Straylight	40.000	132	15Rho Pup	2.8030	6900.0	80	20682	No
280	GOM_NL__2PRFIN20060212_224427_000000472045_00087_20682_8646.N1	12-FEB-2006 22:44:27	Bright	46.500	8	10Alp CMi	0.40000	6500.0	93	20682	No
281	GOM_NL__2PRFIN20060212_225047_000000392045_00087_20682_8647.N1	12-FEB-2006 22:50:47	Bright	38.500	17	78Bet Gem	1.1610	4500.0	77	20682	No
282	GOM_NL__2PRFIN20060212_230811_000000352045_00087_20682_8648.N1	12-FEB-2006 23:08:11	Bright	35.000	49	1Alp UMi	1.9900	6300.0	70	20682	No
283	GOM_NL__2PRFIN20060212_231501_000000372045_00087_20682_8649.N1	12-FEB-2006 23:15:01	Bright	36.500	89	5Alp Cep	2.4510	8000.0	73	20682	No
284	GOM_NL__2PRFIN20060212_232048_000000352045_00087_20682_8650.N1	12-FEB-2006 23:20:48	Bright	34.500	144	18Del Cyg	2.8600	11000.	69	20682	No
285	GOM_NL__2PRFIN20060212_232306_000000392045_00087_20682_8651.N1	12-FEB-2006 23:23:06	Bright	39.000	5	3Alp Lyr	0.033000	11000.	78	20682	No
286	GOM_NL__2PRFIN20060212_232957_000000342045_00087_20682_8652.N1	12-FEB-2006 23:29:57	Bright	33.500	168	17Zet Aql	2.9860	11000.	67	20682	No
287	GOM_NL__2PRFIN20060212_234108_000000402045_00087_20682_8653.N1	12-FEB-2006 23:41:08	Twilight	39.500	57	34Sig Sgr	2.0660	26000.	79	20682	No
288	GOM_NL__2PRFIN20060212_234351_000000422045_00087_20682_8654.N1	12-FEB-2006 23:43:51	Dark	41.500	38	20Eps Sgr	1.8360	11000.	83	20682	No
289	GOM_NL__2PRFIN20060212_234553_000000432045_00087_20682_8655.N1	12-FEB-2006 23:45:53	Dark	42.500	25	35Lam Sco	1.6200	28000.	85	20682	No
290	GOM_NL__2PRFIN20060212_234712_000000422045_00087_20682_8656.N1	12-FEB-2006 23:47:12	Dark	42.000	40	The Sco	1.8590	7100.0	84	20682	No
291	GOM_NL__2PRFIN20060212_234859_000000382045_00087_20682_8657.N1	12-FEB-2006 23:48:59	Dark	38.000	147	Alp Ara	2.8770	26000.	76	20682	No
292	GOM_NL__2PRFIN20060212_235027_000000412045_00087_20682_8658.N1	12-FEB-2006 23:50:27	Dark	40.500	141	Bet Ara	2.8400	4600.0	81	20682	No
293	GOM_NL__2PRFIN20060212_235630_000000422045_00088_20683_8637.N1	12-FEB-2006 23:56:30	Dark	42.000	4	Alp1Cen	-0.010000	5800.0	84	20683	No
294	GOM_NL__2PRFIN20060212_235748_000000232045_00088_20683_8638.N1	12-FEB-2006 23:57:48	Dark	23.000	10	Bet Cen	0.61000	28000.	46	20683	No

3. Quality information per product

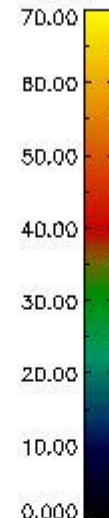
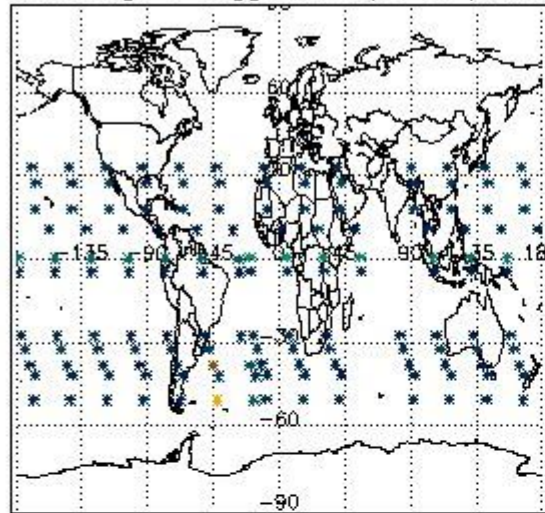
In this section it is plotted some information contained in the Quality Summary data set of the level 2 products. Only products in dark limb conditions and without errors (error flag in the MPH set to "0") are used.

3.1 Plot quality information per product (time dependant)

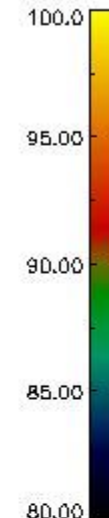
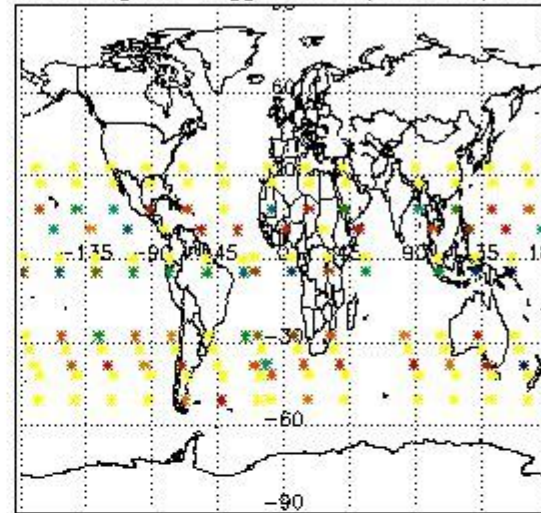


3.2 Plot quality information per product (world map)

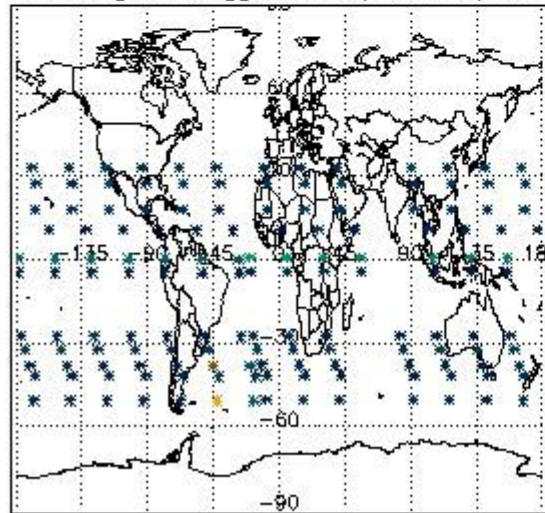
Percentage of flagged data per O3 profile



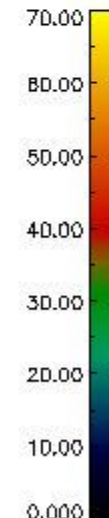
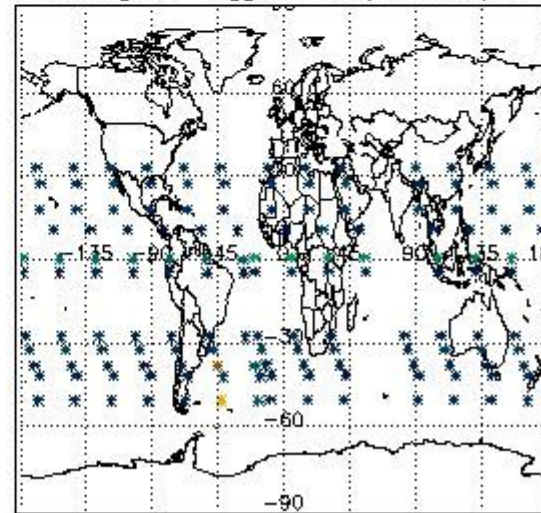
Percentage of flagged data per H2O profile



Percentage of flagged data per NO2 profile



Percentage of flagged data per NO3 profile

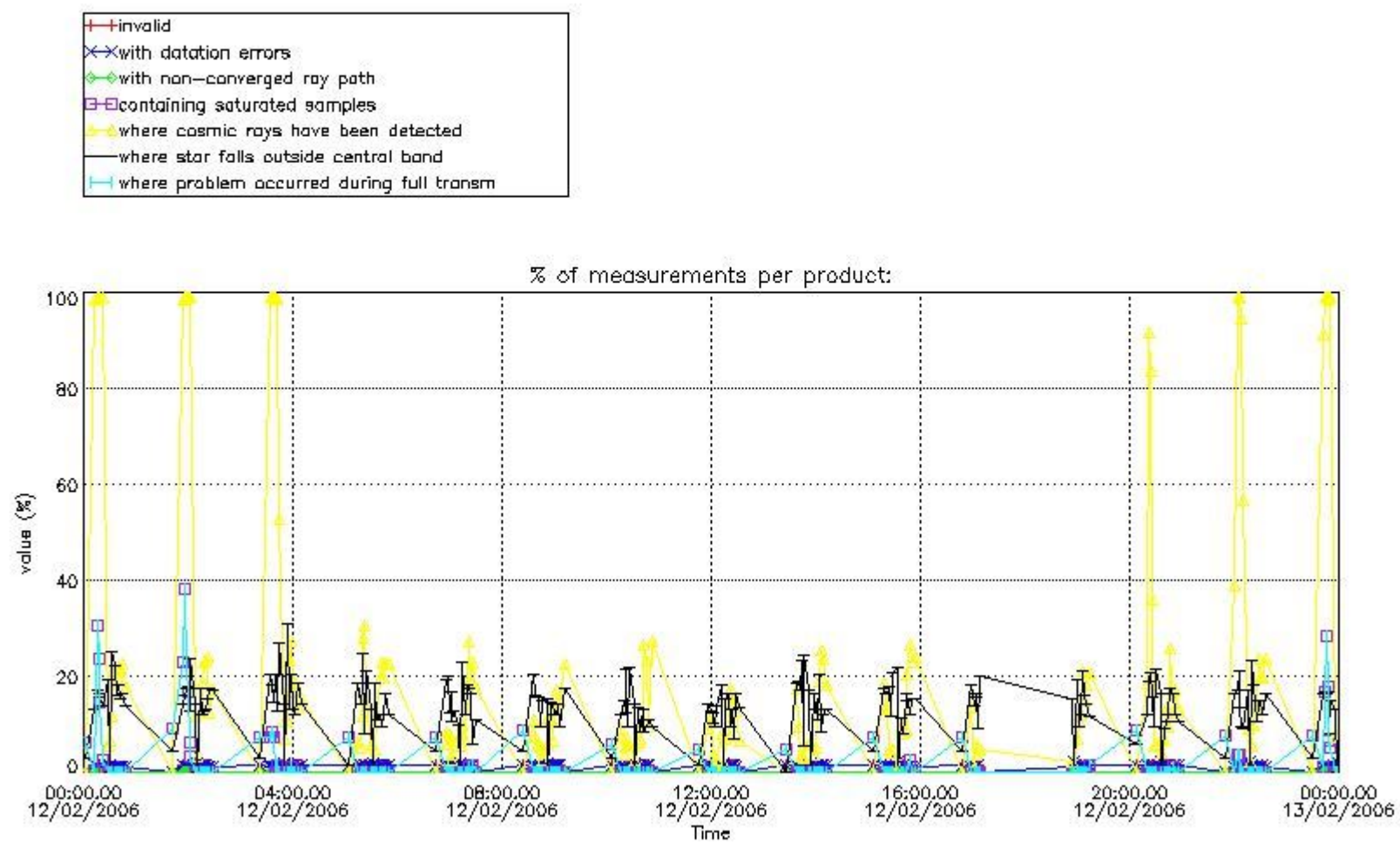


4. Level 1 quality information per product

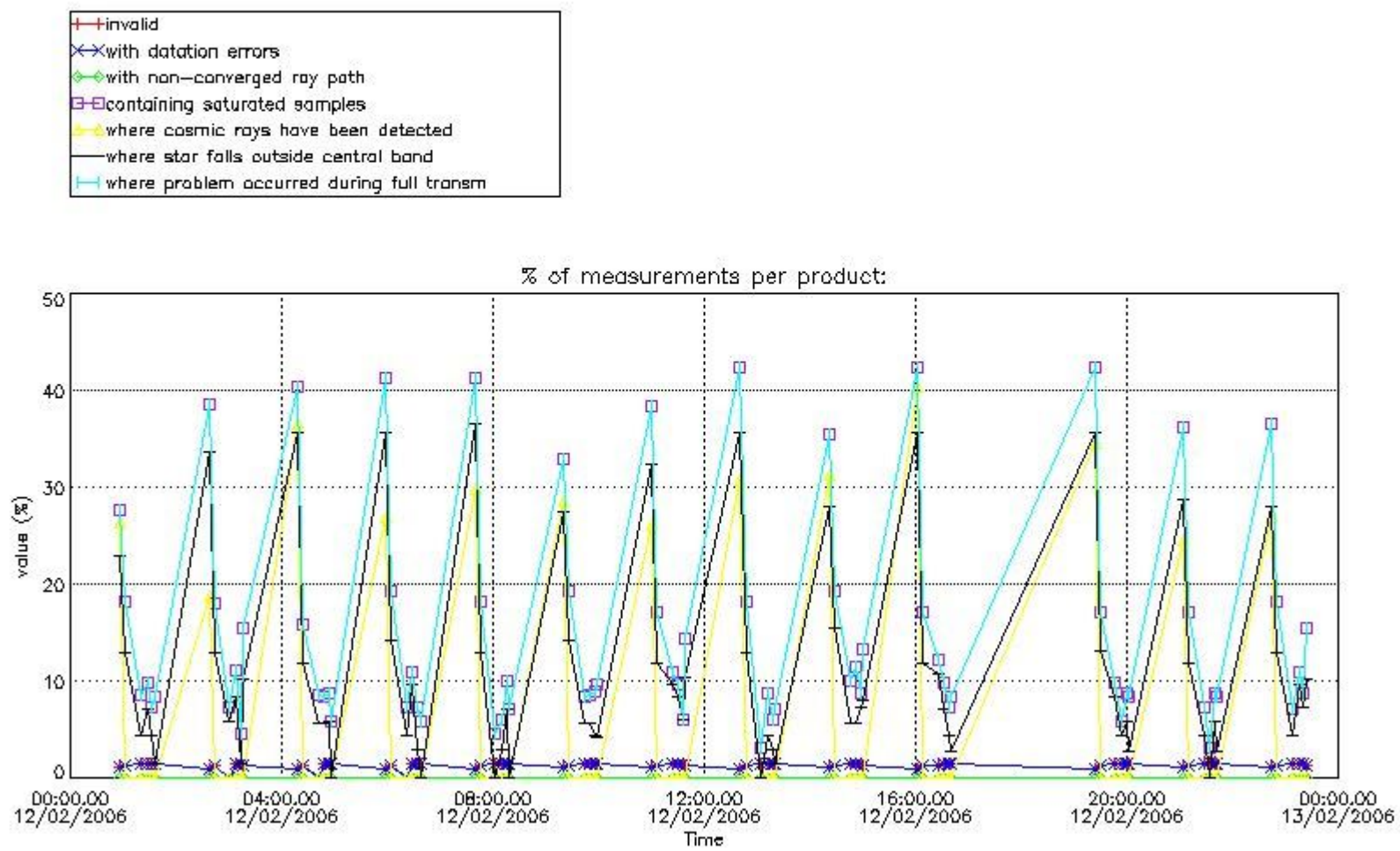
In this section it is plotted some information contained in the Quality Summary data set of the level 2 products that comes from the level 1b processing. Products without errors (error flag in the MPH set to "0") are used.

4.1 Plot quality information per product (time dependant) coming from level 1b processing

4.1.1 Plot level 1 quality information per product (time dependant): ENVISAT ASCENDING passes

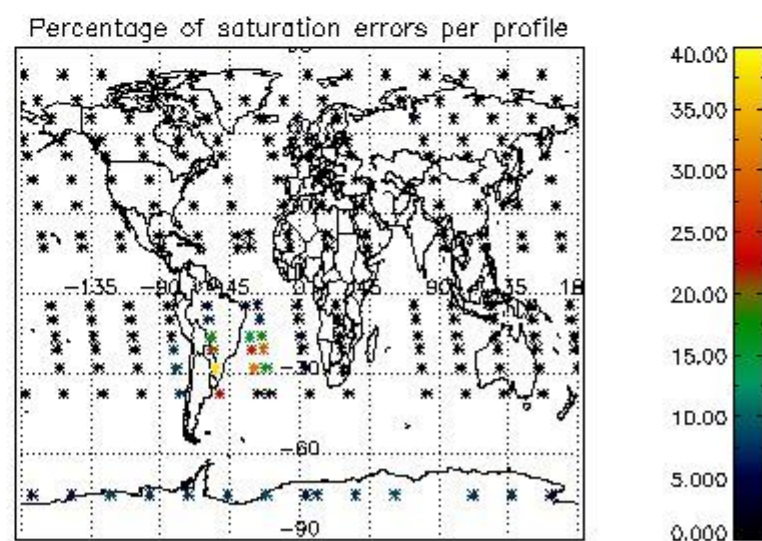
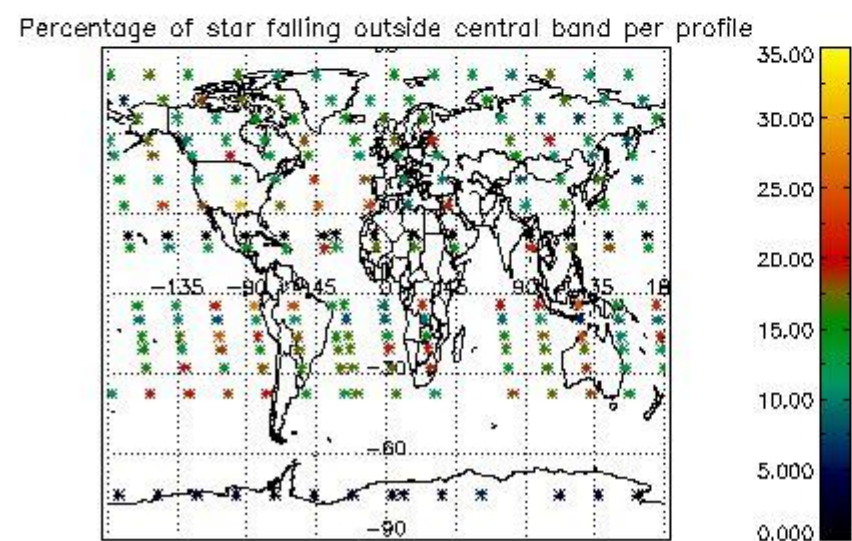
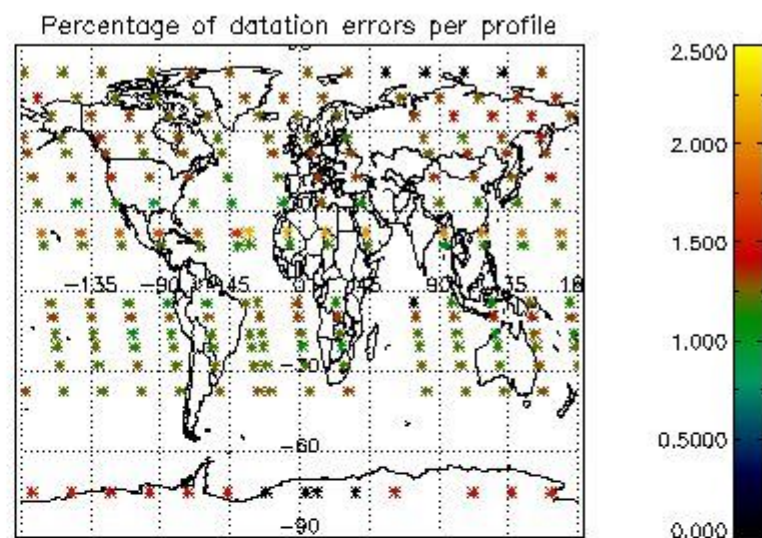
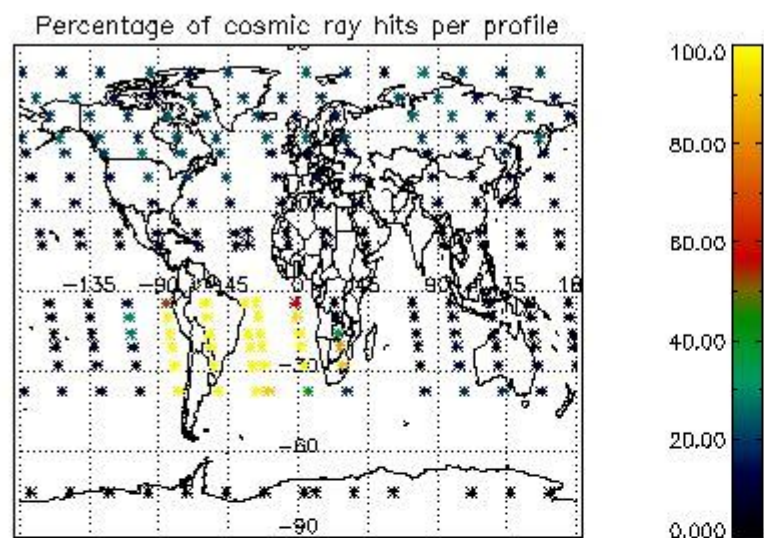


4.1.2 Plot level 1 quality information per product (time dependant): ENVISAT DESCENDING passes



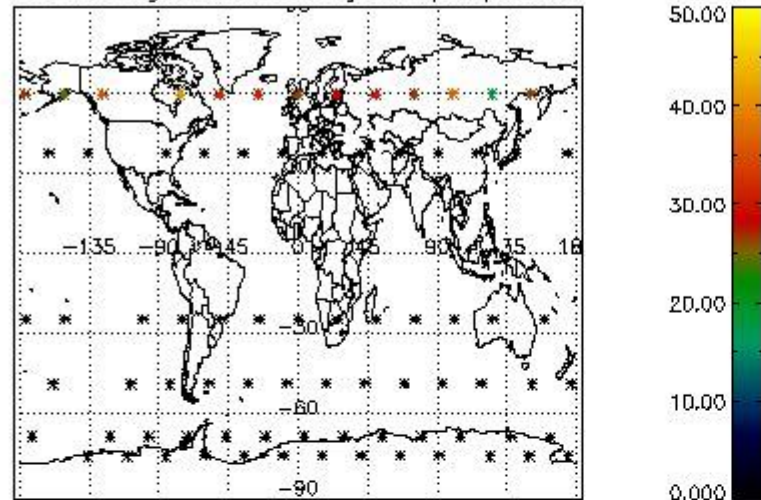
4.2 Plot quality information per product coming from level 1b processing (world map)

4.2.1 Plot level 1 quality information per product (world map): ENVISAT ASCENDING passes

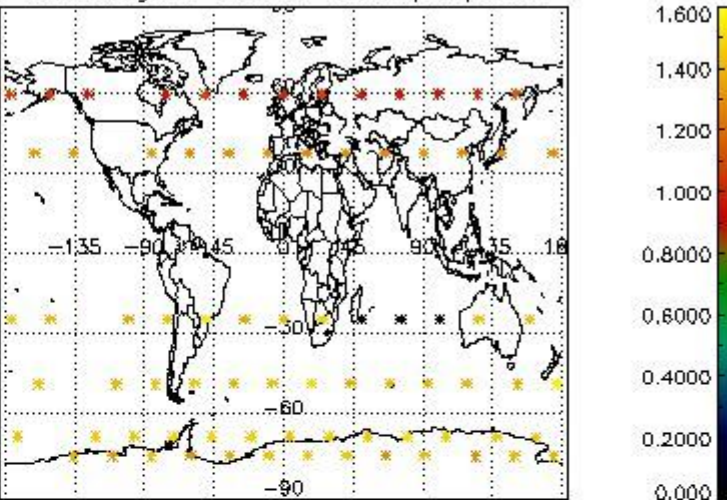


4.2.2 Plot level 1 quality information per product (world map): ENVISAT DESCENDING passes

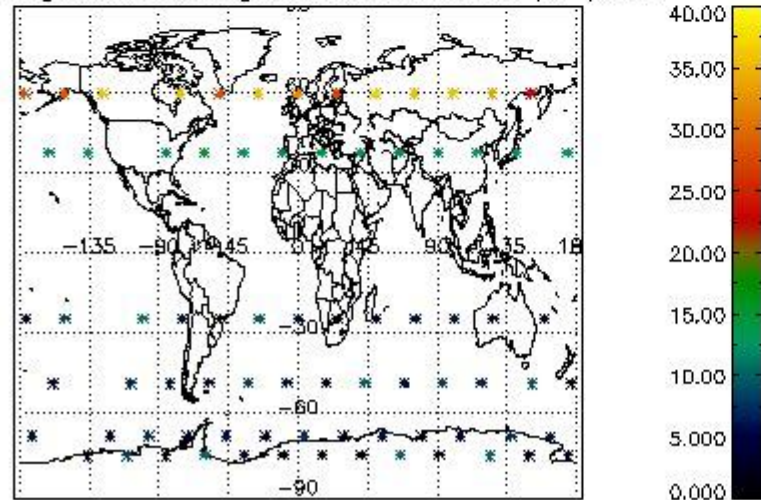
Percentage of cosmic ray hits per profile



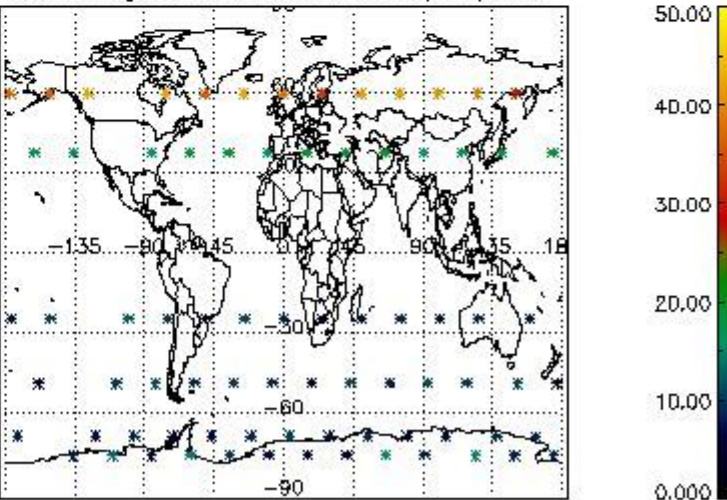
Percentage of datation errors per profile



Percentage of star falling outside central band per profile



Percentage of saturation errors per profile



5. Trace gas profiles

5.1 Ozone statistics based on quality of products

The final quality of the products can be "measured" using the STD (Standard Deviation) attached to every point profile. This information is written to the parameter GOM_NL__2P/NL_LOCAL_SPECIES_DENSITY/o3_std of the level 2 products. The table below shows the statistics for given STD ranges.

The statistics are given with respect to the overall valid production:

- Products without fatal errors: GOM_NL__2P/MPH/PRODUCT_ERR=0
- Valid point profile: GOM_NL__2P/NL_LOCAL_SPECIES_DENSITY/pcd(0)=0

The 'Criteria' is applied to valid points of dark limb products:

- Products in dark limb illumination condition: GOM_NL__2P/NL_SUMMARY_QUALITY/obs_ill_cond=0
- Products without fatal errors: GOM_NL__2P/MPH/PRODUCT_ERR=0
- Valid point profile: GOM_NL__2P/NL_LOCAL_SPECIES_DENSITY/pcd(0)=0

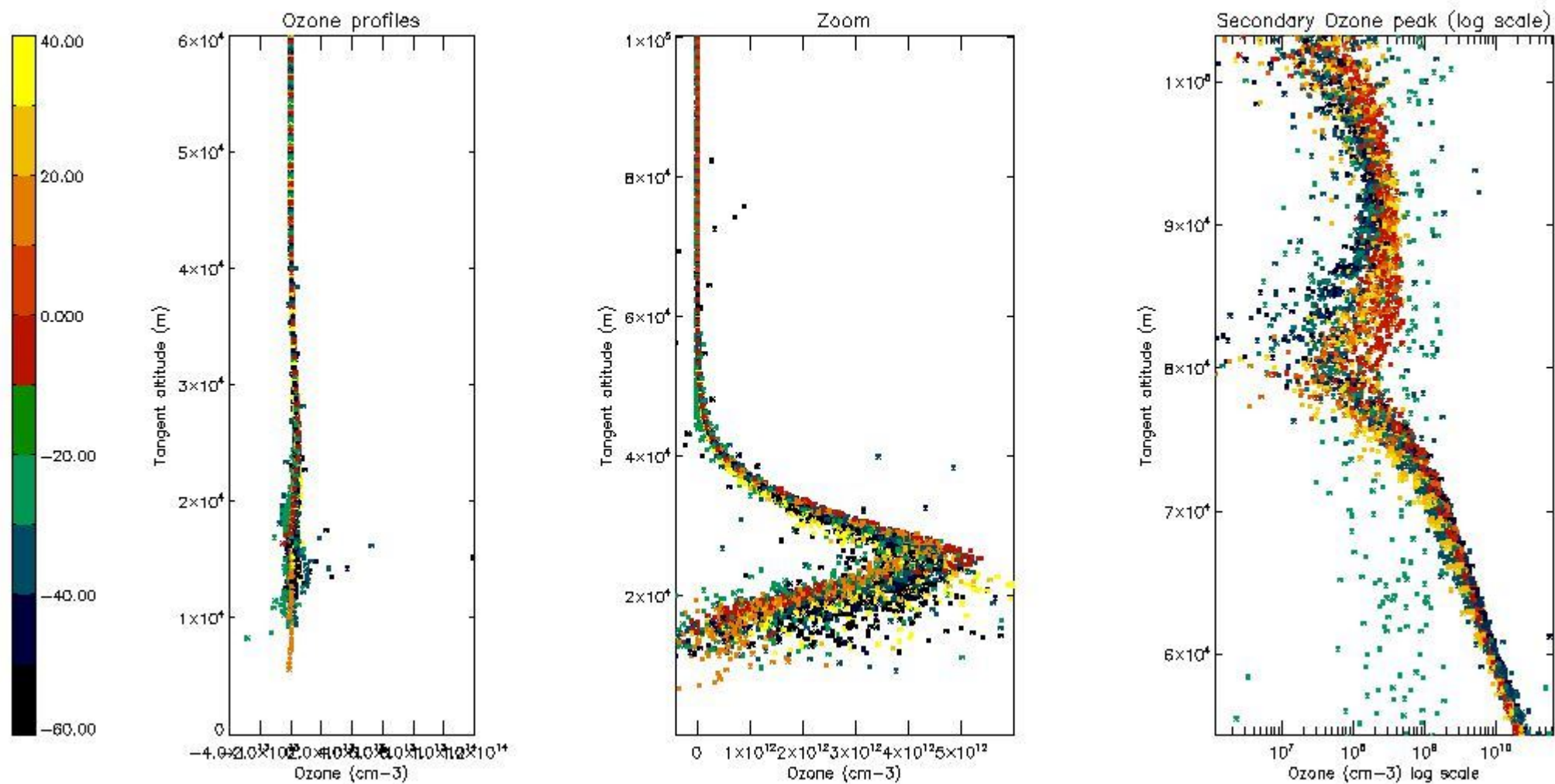
So, the table below shows the percentage of dark limb and valid observations for each criteria with respect to the overall valid daily observations.

Criteria	% of total production
All STD	53
STD < 20	30

STD < 10	25
STD < 5	17

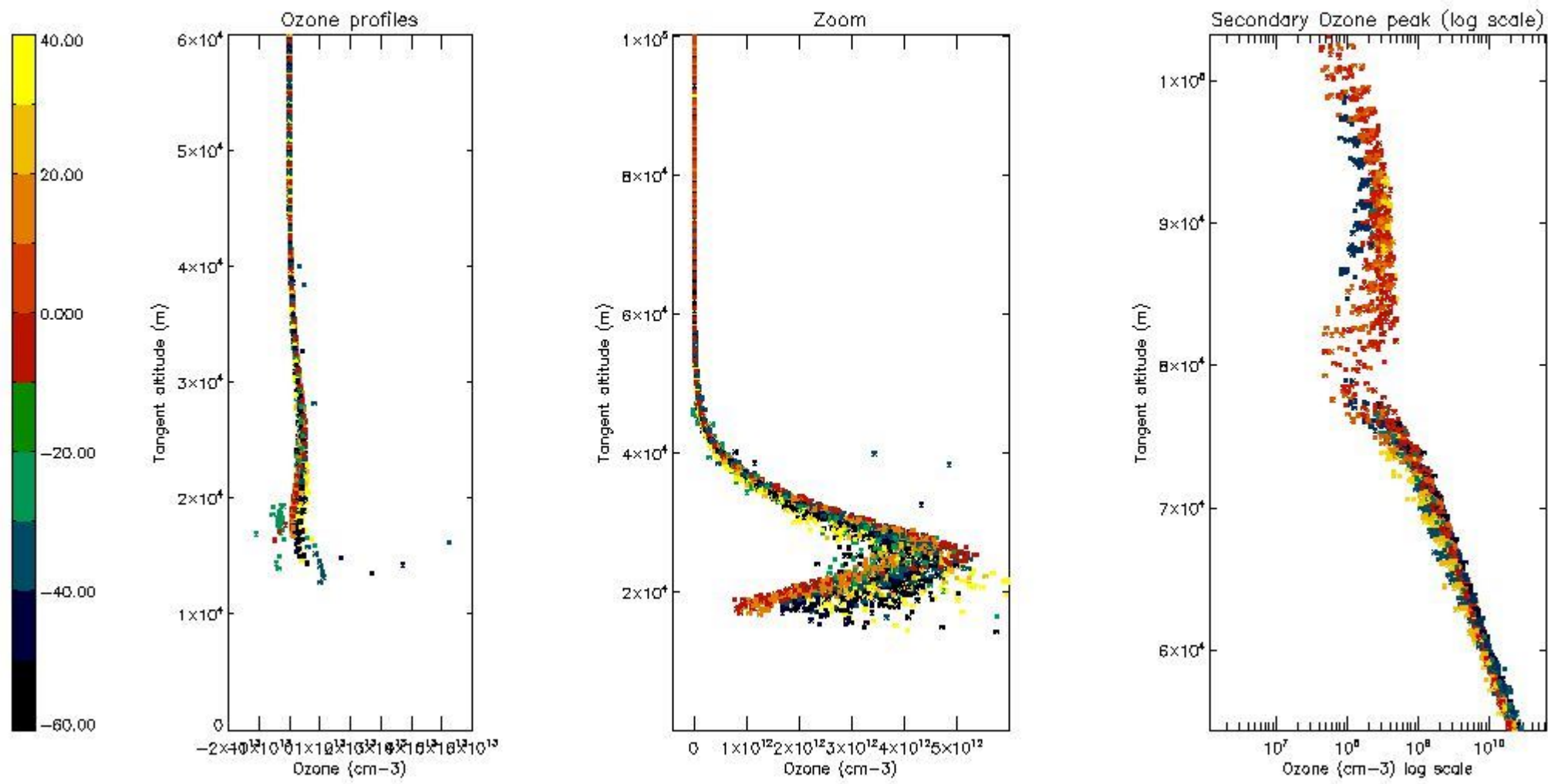
5.2 Plot ozone profiles for all STD (dark without errors)

The colorbar represents the latitude.



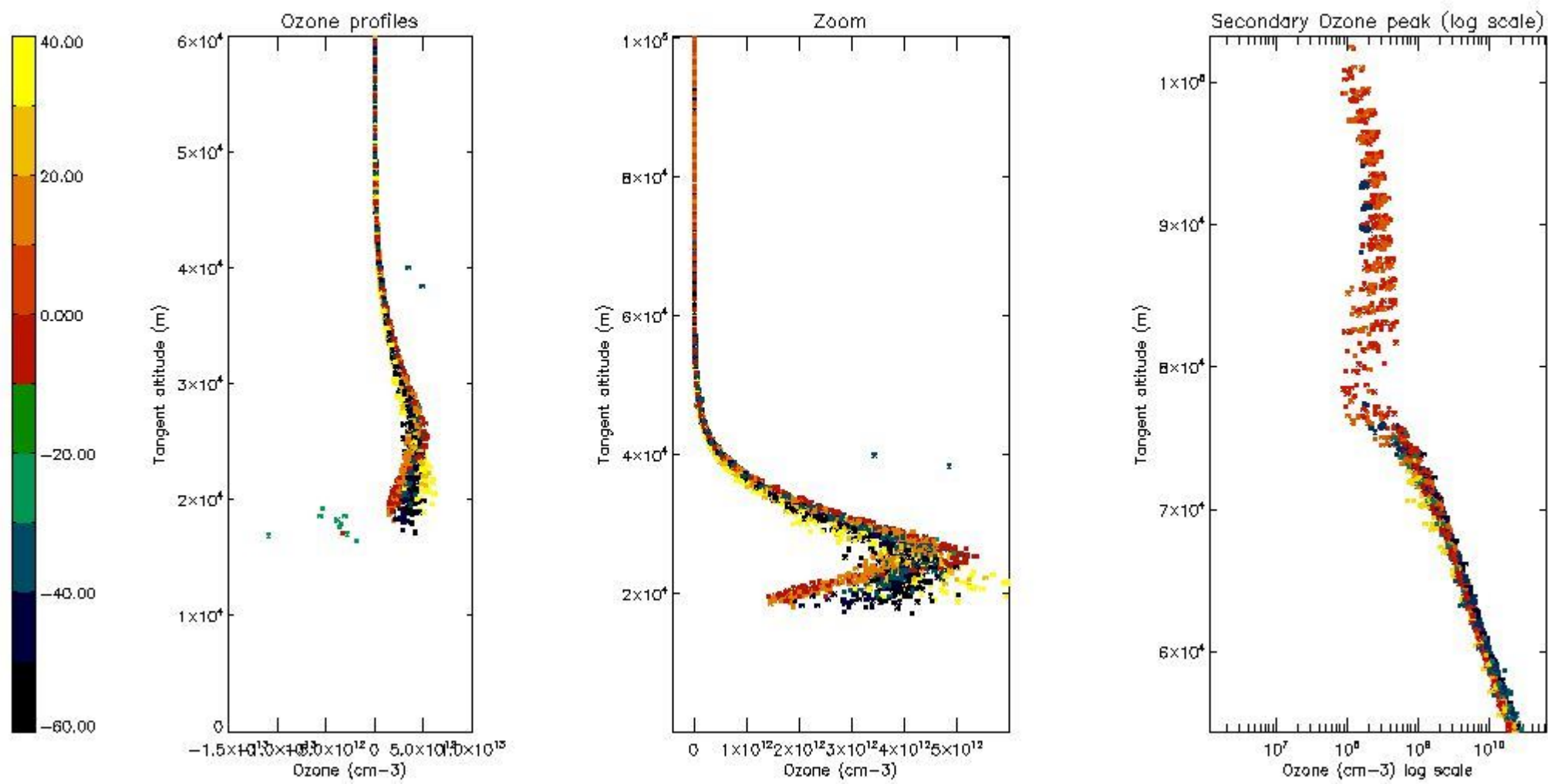
5.3 Plot ozone profiles where STD < 20% (dark without errors)

The colorbar represents the latitude.



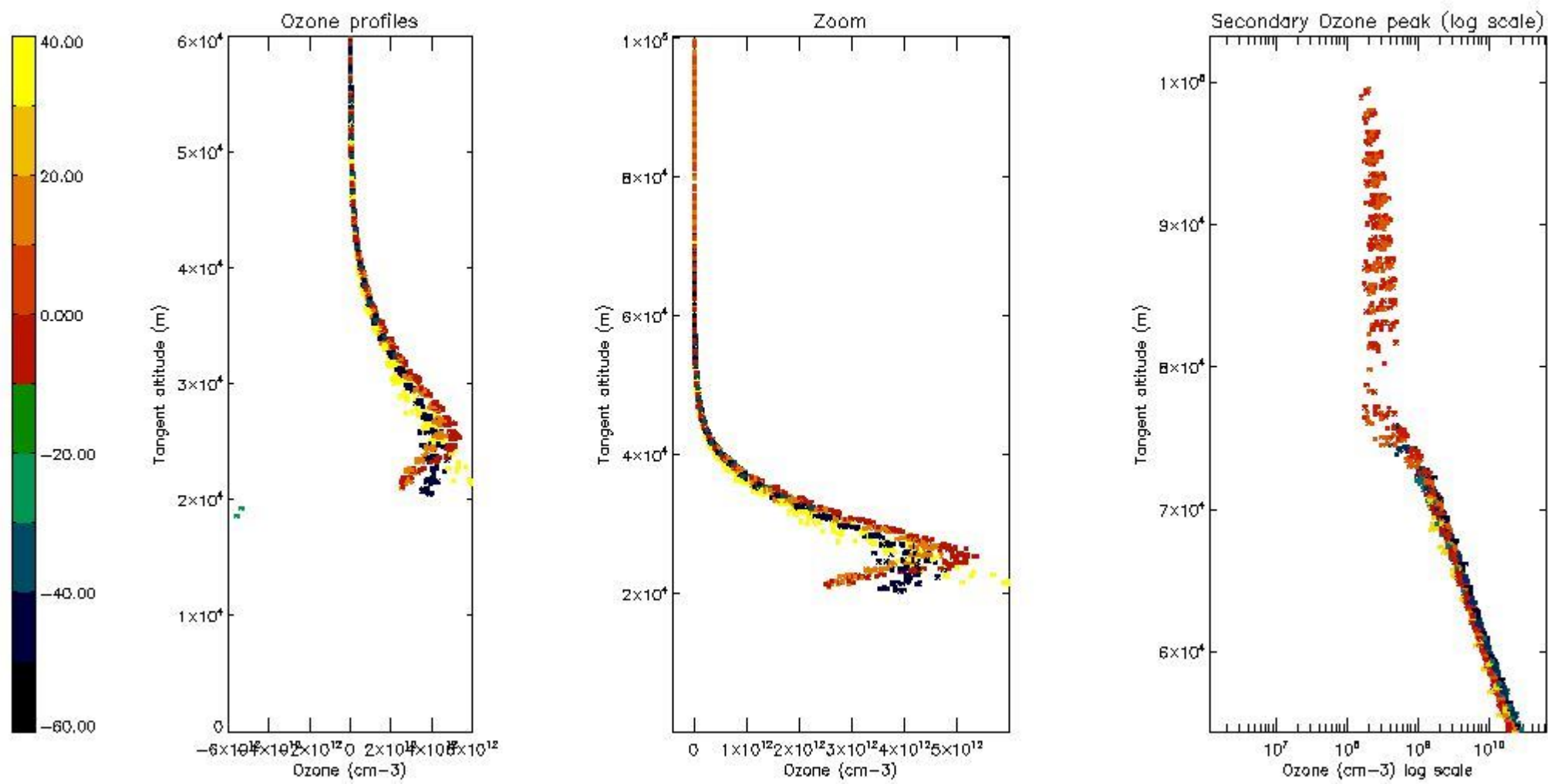
5.4 Plot ozone profiles where STD < 10% (dark without errors)

The colorbar represents the latitude.



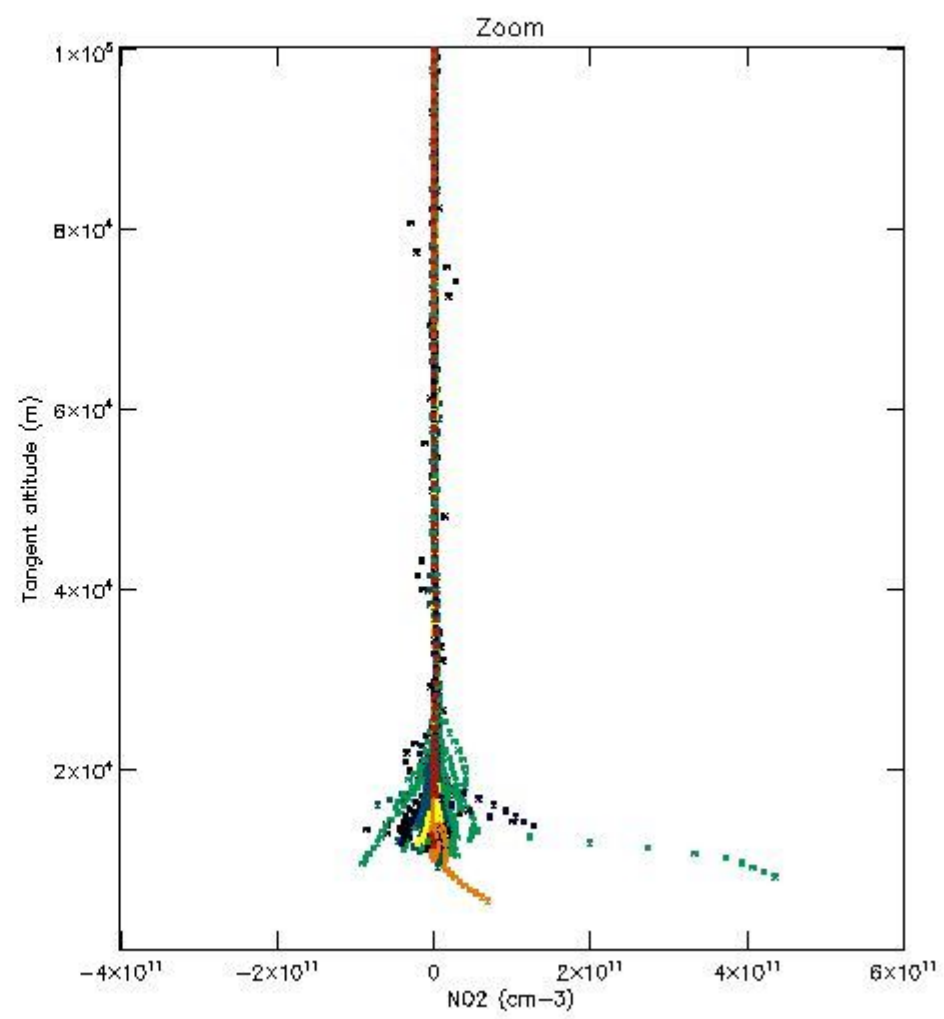
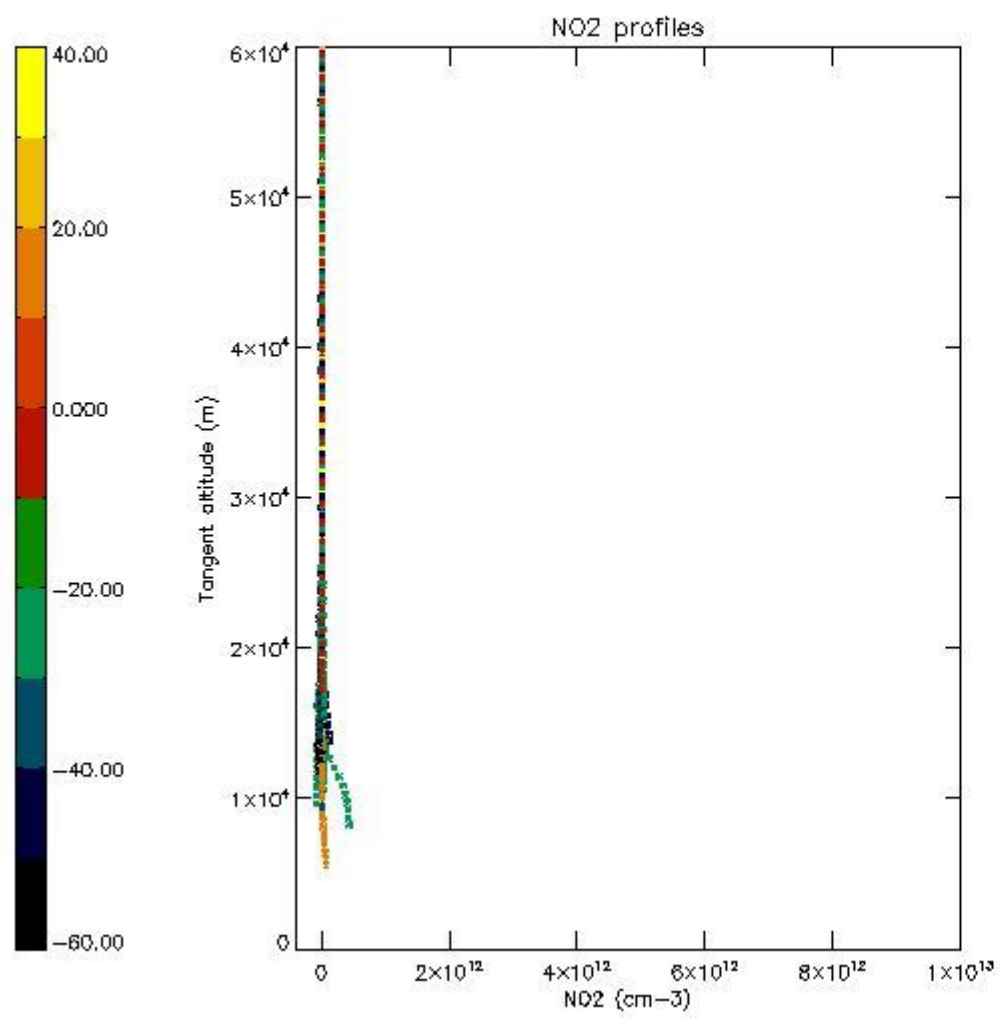
5.5 Plot ozone profiles where STD < 5% (dark without errors)

The colorbar represents the latitude.



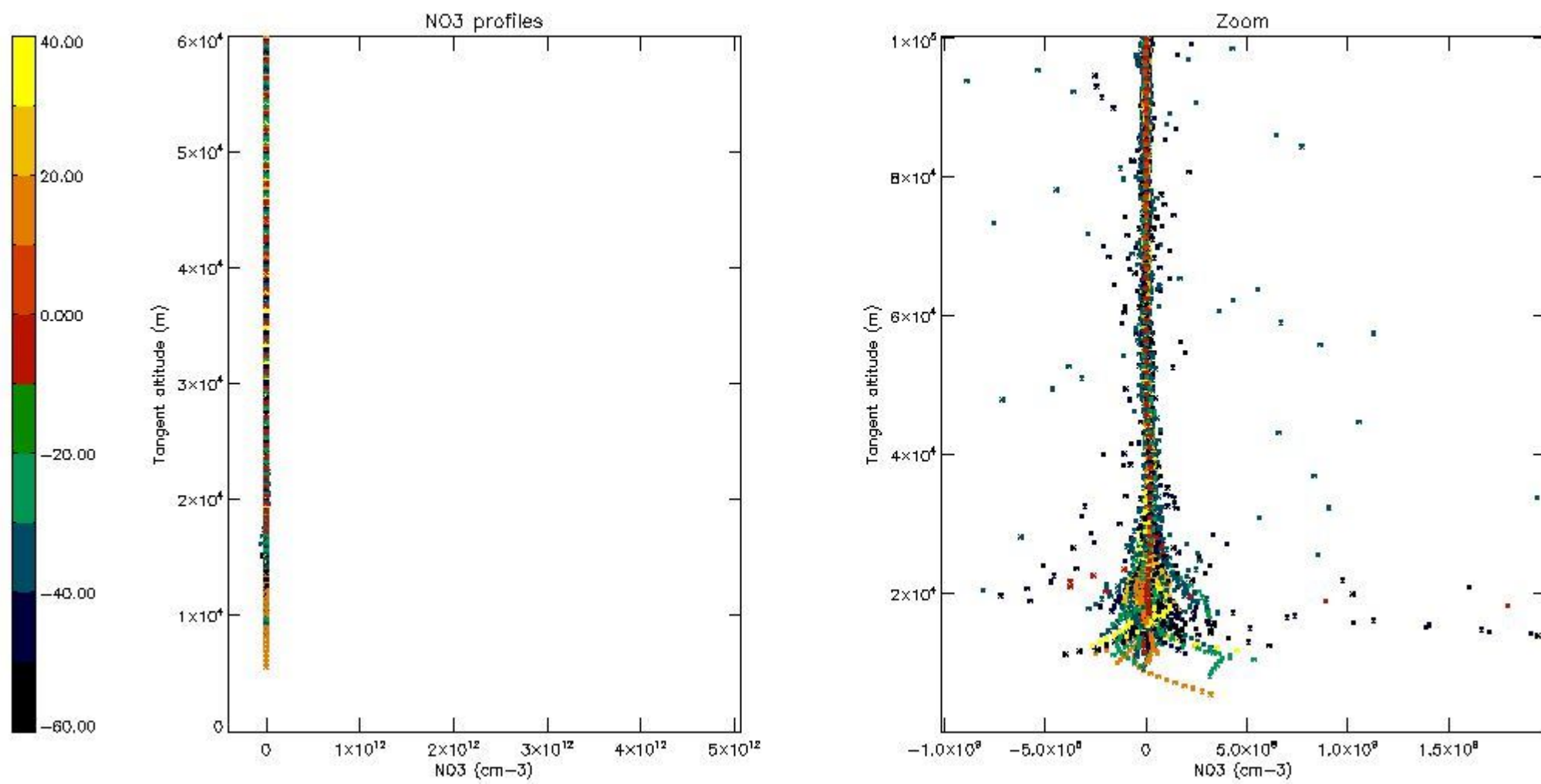
5.6 Plot NO₂ profiles for all STD (dark without errors)

The colorbar represents the latitude.



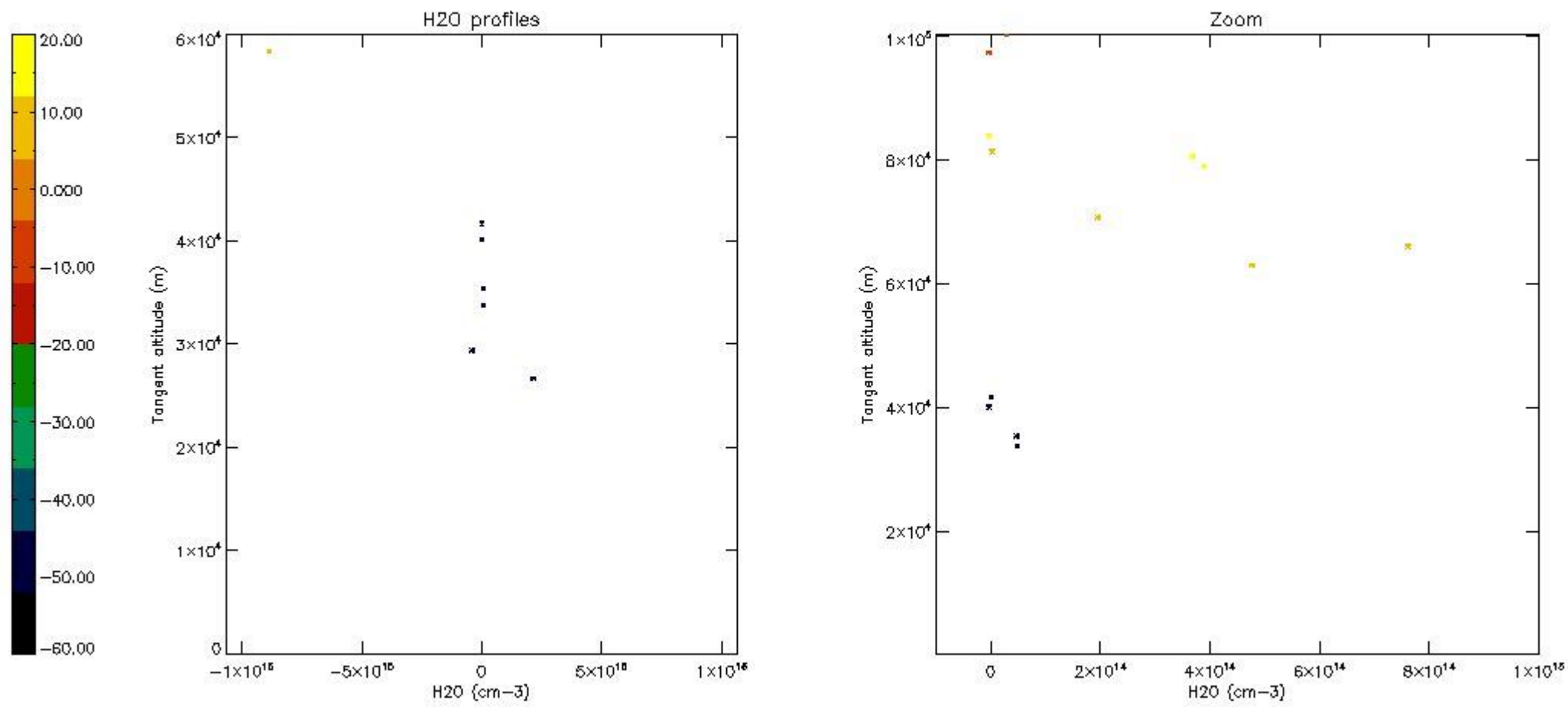
5.7 Plot NO3 profiles for all STD (dark without errors)

The colorbar represents the latitude.



5.8 Plot H2O profiles for all STD (only for occultations of stars 1,2,3,4,13,14,16,26,63 dark without errors)

The colorbar represents the latitude.



6. Auxiliary Data Files used for the production reported in section 2

The number reported in the third column indicates since which file (see list in section 2) the corresponding auxiliary file has been used. The fourth column is the date of those product files.

Type	Auxiliary Filename	Used since product	Used since product date
INST_PHYS_CHARACTERISTICS	GOM_INS_AXVIEC20091111_143220_20030716_120000_20500101_000000	1	12-FEB-2006 00:01:31
LEVEL-2_PROC_CONFIG	GOM_PR2_AXVIEC20091111_152718_20020301_000000_20500101_000000	1	12-FEB-2006 00:01:31
CROSS_SECTIONS_FILE	GOM_CRS_AXVIEC20091111_154832_20020301_000000_20500101_000000	1	12-FEB-2006 00:01:31

GOMOS Level 2 Daily Report

SUMMARY

[1. General Info](#)

[2. Summary of processed GOM_NL_2P products](#)

[3. Level 2 Quality information per product](#)

[3.1 Plot of level 2 quality information per product \(time dependant\)](#)

[3.2 Plot of level 2 quality information per product \(world map\)](#)

[4. Level 1 Quality information per product \(stored on level 2 products\)](#)

[4.1 Plot of level 1 quality information per product \(time dependant\)](#)

[4.1.1 Plot of level 1 quality information per product \(time dependant\): ASCENDING](#)

[4.1.2 Plot of level 1 quality information per product \(time dependant\): DESCENDING](#)

[4.2 Plot of level 1 quality information per product \(world map\)](#)

[4.2.1 Plot of level 1 quality information per product \(world map\): ASCENDING](#)

[4.2.2 Plot of level 1 quality information per product \(world map\): DESCENDING](#)

[5. Ozone profiles based on quality statistics and other trace gas profiles](#)

[5.1 Ozone statistics based on quality of products](#)

[5.2 Plot ozone profiles for all STD \(dark without errors\)](#)

[5.3 Plot ozone profiles where STD < 20% \(dark without errors\)](#)

[5.4. Plot ozone profiles where STD < 10% \(dark without errors\)](#)

[5.5. Plot ozone profiles where STD < 5% \(dark without errors\)](#)

[5.6 Plot NO2 profiles for all STD \(dark without errors\)](#)

[5.7 Plot NO3 profiles for all STD \(dark without errors\)](#)

[5.8 Plot H2O profiles \(only for occultations of stars 1,2,3,4,13,14,16,26,63 dark without errors\) for all STD](#)

[6. Auxiliary Data Files used for the production reported in section 2](#)

This report presents the daily analysis on parameters extracted from GOMOS level 2 data (GOM_NL__2P). It is intended to monitor some important parameters that will impact the quality of these products. A list of level 2 products (and content) that have arrived during the reporting day to the PCF is also given.

Item	Value
Time of report generation	22APR2013 15:39:03
Data source version	GOMOS/6.01
Start time of products	12-02-2006 (12FEB2006 00:00:00)
Stop time of products	13-02-2006 (13FEB2006 00:00:00)
Store outputs in DB	Yes
Nb of level 2 prods	294
Nb of prods with errors	0

2. Summary of processed GOM_NL__2P products.

Nr	Filename	UTC Start time	Limb	Duration	Star Id	Star Name	Star Mag	Star Temp	Nb Meas	Orbit	Prod. error
1	GOM_NL__2PRFIN20060212_000131_000000332045_00073_20668_8631.N1	12-FEB-2006 00:01:31	Bright	33.000	168	17Zet Aql	2.9860	11000.	66	20668	No
2	GOM_NL__2PRFIN20060212_001242_000000392045_00073_20668_8632.N1	12-FEB-2006 00:12:42	Twilight	38.500	57	34Sig Sgr	2.0660	26000.	77	20668	No
3	GOM_NL__2PRFIN20060212_001523_000000412045_00073_20668_8633.N1	12-FEB-2006 00:15:23	Dark	41.000	38	20Eps Sgr	1.8360	11000.	82	20668	No
4	GOM_NL__2PRFIN20060212_001722_000000432045_00073_20668_8634.N1	12-FEB-2006 00:17:22	Dark	42.500	25	35Lam Sco	1.6200	28000.	85	20668	No
5	GOM_NL__2PRFIN20060212_001842_000000422045_00073_20668_8635.N1	12-FEB-2006 00:18:42	Dark	41.500	40	The Sco	1.8590	7100.0	83	20668	No
6	GOM_NL__2PRFIN20060212_002159_000000402045_00073_20668_8636.N1	12-FEB-2006 00:21:59	Dark	40.000	141	Bet Ara	2.8400	4600.0	80	20668	No
7	GOM_NL__2PRFIN20060212_002758_000000452045_00074_20669_8616.N1	12-FEB-2006 00:27:58	Dark	44.500	4	Alp1Cen	-0.010000	5800.0	89	20669	No
8	GOM_NL__2PRFIN20060212_002916_000000312045_00074_20669_8617.N1	12-FEB-2006 00:29:16	Dark	31.000	10	Bet Cen	0.61000	28000.	62	20669	No
9	GOM_NL__2PRFIN20060212_003227_000000482045_00074_20669_8618.N1	12-FEB-2006 00:32:27	Dark	47.500	12	Alp1Cru	0.77500	30000.	95	20669	No
10	GOM_NL__2PRFIN20060212_003509_000000432045_00074_20669_8619.N1	12-FEB-2006 00:35:09	Dark	43.000	29	Bet Car	1.6720	10200.	86	20669	No
11	GOM_NL__2PRFIN20060212_003743_000000412045_00074_20669_8620.N1	12-FEB-2006 00:37:43	Dark	40.500	71	lot Car	2.2460	7700.0	81	20669	No
12	GOM_NL__2PRFIN20060212_003922_000000422045_00074_20669_8621.N1	12-FEB-2006 00:39:22	Dark	41.500	46	Del Vel	1.9540	10600.	83	20669	No
13	GOM_NL__2PRFIN20060212_004147_000000402045_00074_20669_8622.N1	12-FEB-2006 00:41:47	Straylight	39.500	34	Gam2Vel	1.7930	23000.	79	20669	No
14	GOM_NL__2PRFIN20060212_004351_000000402045_00074_20669_8623.N1	12-FEB-2006 00:43:51	Straylight	40.000	70	Zet Pup	2.2460	39000.	80	20669	No
15	GOM_NL__2PRFIN20060212_004809_000000402045_00074_20669_8624.N1	12-FEB-2006 00:48:09	Straylight	39.500	132	15Rho Pup	2.8030	6900.0	79	20669	No
16	GOM_NL__2PRFIN20060212_005638_000000442045_00074_20669_8625.N1	12-FEB-2006 00:56:38	Bright	43.500	8	10Alp CMi	0.40000	6500.0	87	20669	No
17	GOM_NL__2PRFIN20060212_010259_000000392045_00074_20669_8626.N1	12-FEB-2006 01:02:59	Bright	38.500	17	78Bet Gem	1.1610	4500.0	77	20669	No
18	GOM_NL__2PRFIN20060212_012023_000000352045_00074_20669_8627.N1	12-FEB-2006 01:20:23	Bright	35.000	49	1Alp UMi	1.9900	6300.0	70	20669	No
19	GOM_NL__2PRFIN20060212_012710_000000362045_00074_20669_8628.N1	12-FEB-2006 01:27:10	Bright	35.500	89	5Alp Cep	2.4510	8000.0	71	20669	No
20	GOM_NL__2PRFIN20060212_013259_000000342045_00074_20669_8629.N1	12-FEB-2006 01:32:59	Bright	34.000	144	18Del Cyg	2.8600	11000.	68	20669	No
21	GOM_NL__2PRFIN20060212_013517_000000362045_00074_20669_8630.N1	12-FEB-2006 01:35:17	Bright	35.500	5	3Alp Lyr	0.033000	11000.	71	20669	No
22	GOM_NL__2PRFIN20060212_014207_000000342045_00074_20669_8631.N1	12-FEB-2006 01:42:07	Bright	33.500	168	17Zet Aql	2.9860	11000.	67	20669	No
23	GOM_NL__2PRFIN20060212_015318_000000392045_00074_20669_8632.N1	12-FEB-2006 01:53:18	Twilight	39.000	57	34Sig Sgr	2.0660	26000.	78	20669	No
24	GOM_NL__2PRFIN20060212_015600_000000412045_00074_20669_8633.N1	12-FEB-2006 01:56:00	Dark	40.500	38	20Eps Sgr	1.8360	11000.	81	20669	No
25	GOM_NL__2PRFIN20060212_015759_000000432045_00074_20669_8634.N1	12-FEB-2006 01:57:59	Dark	43.000	25	35Lam Sco	1.6200	28000.	86	20669	No
26	GOM_NL__2PRFIN20060212_015918_000000422045_00074_20669_8635.N1	12-FEB-2006 01:59:18	Dark	42.000	40	The Sco	1.8590	7100.0	84	20669	No
27	GOM_NL__2PRFIN20060212_020106_000000402045_00074_20669_8636.N1	12-FEB-2006 02:01:06	Dark	39.500	147	Alp Ara	2.8770	26000.	79	20669	No
28	GOM_NL__2PRFIN20060212_020235_000000452045_00074_20669_8637.N1	12-FEB-2006 02:02:35	Dark	44.500	141	Bet Ara	2.8400	4600.0	89	20669	No
29	GOM_NL__2PRFIN20060212_020835_000000432045_00075_20670_8616.N1	12-FEB-2006 02:08:35	Dark	42.500	4	Alp1Cen	-0.010000	5800.0	85	20670	No
30	GOM_NL__2PRFIN20060212_020953_000000292045_00075_20670_8617.N1	12-FEB-2006 02:09:53	Dark	29.000	10	Bet Cen	0.61000	28000.	58	20670	No
31	GOM_NL__2PRFIN20060212_021303_000000432045_00075_20670_8618.N1	12-FEB-2006 02:13:03	Dark	43.000	12	Alp1Cru	0.77500	30000.	86	20670	No
32	GOM_NL__2PRFIN20060212_021545_000000382045_00075_20670_8619.N1	12-FEB-2006 02:15:45	Dark	38.000	29	Bet Car	1.6720	10200.	76	20670	No
33	GOM_NL__2PRFIN20060212_021819_000000392045_00075_20670_8620.N1	12-FEB-2006 02:18:19	Dark	39.000	71	lot Car	2.2460	7700.0	78	20670	No
34	GOM_NL__2PRFIN20060212_021958_000000392045_00075_20670_8621.N1	12-FEB-2006 02:19:58	Dark	38.500	46	Del Vel	1.9540	10600.	77	20670	No
35	GOM_NL__2PRFIN20060212_022223_000000402045_00075_20670_8622.N1	12-FEB-2006 02:22:23	Straylight	39.500	34	Gam2Vel	1.7930	23000.	79	20670	No
36	GOM_NL__2PRFIN20060212_022427_000000412045_00075_20670_8623.N1	12-FEB-2006 02:24:27	Straylight	40.500	70	Zet Pup	2.2460	39000.	81	20670	No
37	GOM_NL__2PRFIN20060212_022845_000000412045_00075_20670_8624.N1	12-FEB-2006 02:28:45	Straylight	41.000	132	15Rho Pup	2.8030	6900.0	82	20670	No
38	GOM_NL__2PRFIN20060212_023714_000000512045_00075_20670_8625.N1	12-FEB-2006 02:37:14	Bright	50.500	8	10Alp CMi	0.40000	6500.0	101	20670	No
39	GOM_NL__2PRFIN20060212_024335_000000392045_00075_20670_8626.N1	12-FEB-2006 02:43:35	Bright	39.000	17	78Bet Gem	1.1610	4500.0	78	20670	No
40	GOM_NL__2PRFIN20060212_030059_000000352045_00075_20670_8627.N1	12-FEB-2006 03:00:59	Bright	34.500	49	1Alp UMi	1.9900	6300.0	69	20670	No
41	GOM_NL__2PRFIN20060212_030747_000000362045_00075_20670_8628.N1	12-FEB-2006 03:07:47	Bright	36.000	89	5Alp Cep	2.4510	8000.0	72	20670	No
42	GOM_NL__2PRFIN20060212_031335_000000332045_00075_20670_8629.N1	12-FEB-2006 03:13:35	Bright	33.000	144	18Del Cyg	2.8600	11000.	66	20670	No

43	GOM_NL__2PRFIN20060212_031553_000000392045_00075_20670_8630.N1	12-FEB-2006 03:15:53	Bright	39.000	5	3Alp Lyr	0.033000	11000.	78	20670	No
44	GOM_NL__2PRFIN20060212_032243_000000342045_00075_20670_8631.N1	12-FEB-2006 03:22:43	Bright	34.000	168	17Zet Aql	2.9860	11000.	68	20670	No
45	GOM_NL__2PRFIN20060212_033354_000000422045_00075_20670_8632.N1	12-FEB-2006 03:33:54	Twilight	41.500	57	34Sig Sgr	2.0660	26000.	83	20670	No
46	GOM_NL__2PRFIN20060212_033636_000000422045_00075_20670_8633.N1	12-FEB-2006 03:36:36	Dark	41.500	38	20Eps Sgr	1.8360	11000.	83	20670	No
47	GOM_NL__2PRFIN20060212_033835_000000422045_00075_20670_8634.N1	12-FEB-2006 03:38:35	Dark	41.500	25	35Lam Sco	1.6200	28000.	83	20670	No
48	GOM_NL__2PRFIN20060212_033955_000000442045_00075_20670_8635.N1	12-FEB-2006 03:39:55	Dark	44.000	40	The Sco	1.8590	7100.0	88	20670	No
49	GOM_NL__2PRFIN20060212_034143_000000392045_00075_20670_8636.N1	12-FEB-2006 03:41:43	Dark	39.000	147	Alp Ara	2.8770	26000.	78	20670	No
50	GOM_NL__2PRFIN20060212_034312_000000472045_00075_20670_8637.N1	12-FEB-2006 03:43:12	Dark	46.500	141	Bet Ara	2.8400	4600.0	93	20670	No
51	GOM_NL__2PRFIN20060212_034911_000000422045_00076_20671_8616.N1	12-FEB-2006 03:49:11	Dark	42.000	4	Alp1Cen	-0.010000	5800.0	84	20671	No
52	GOM_NL__2PRFIN20060212_035029_000000292045_00076_20671_8617.N1	12-FEB-2006 03:50:29	Dark	29.000	10	Bet Cen	0.61000	28000.	58	20671	No
53	GOM_NL__2PRFIN20060212_035339_000000522045_00076_20671_8618.N1	12-FEB-2006 03:53:39	Dark	52.000	12	Alp1Cru	0.77500	30000.	104	20671	No
54	GOM_NL__2PRFIN20060212_035621_000000392045_00076_20671_8619.N1	12-FEB-2006 03:56:21	Dark	38.500	29	Bet Car	1.6720	10200.	77	20671	No
55	GOM_NL__2PRFIN20060212_035856_000000422045_00076_20671_8620.N1	12-FEB-2006 03:58:56	Dark	42.000	71	lot Car	2.2460	7700.0	84	20671	No
56	GOM_NL__2PRFIN20060212_040035_000000392045_00076_20671_8621.N1	12-FEB-2006 04:00:35	Dark	38.500	46	Del Vel	1.9540	10600.	77	20671	No
57	GOM_NL__2PRFIN20060212_040259_000000382045_00076_20671_8622.N1	12-FEB-2006 04:02:59	Straylight	37.500	34	Gam2Vel	1.7930	23000.	75	20671	No
58	GOM_NL__2PRFIN20060212_040504_000000412045_00076_20671_8623.N1	12-FEB-2006 04:05:04	Straylight	40.500	70	Zet Pup	2.2460	39000.	81	20671	No
59	GOM_NL__2PRFIN20060212_040921_000000392045_00076_20671_8624.N1	12-FEB-2006 04:09:21	Straylight	39.000	132	15Rho Pup	2.8030	6900.0	78	20671	No
60	GOM_NL__2PRFIN20060212_041750_000000522045_00076_20671_8625.N1	12-FEB-2006 04:17:50	Bright	52.000	8	10Alp CMi	0.40000	6500.0	104	20671	No
61	GOM_NL__2PRFIN20060212_042411_000000382045_00076_20671_8626.N1	12-FEB-2006 04:24:11	Bright	38.000	17	78Bet Gem	1.1610	4500.0	76	20671	No
62	GOM_NL__2PRFIN20060212_044135_000000352045_00076_20671_8627.N1	12-FEB-2006 04:41:35	Bright	35.000	49	1Alp UMi	1.9900	6300.0	70	20671	No
63	GOM_NL__2PRFIN20060212_044823_000000362045_00076_20671_8628.N1	12-FEB-2006 04:48:23	Bright	35.500	89	5Alp Cep	2.4510	8000.0	71	20671	No
64	GOM_NL__2PRFIN20060212_045411_000000352045_00076_20671_8629.N1	12-FEB-2006 04:54:11	Bright	34.500	144	18Del Cyg	2.8600	11000.	69	20671	No
65	GOM_NL__2PRFIN20060212_045629_000000352045_00076_20671_8630.N1	12-FEB-2006 04:56:29	Bright	34.500	5	3Alp Lyr	0.033000	11000.	69	20671	No
66	GOM_NL__2PRFIN20060212_050319_000000342045_00076_20671_8631.N1	12-FEB-2006 05:03:19	Bright	34.000	168	17Zet Aql	2.9860	11000.	68	20671	No
67	GOM_NL__2PRFIN20060212_051431_000000412045_00076_20671_8632.N1	12-FEB-2006 05:14:31	Twilight	40.500	57	34Sig Sgr	2.0660	26000.	81	20671	No
68	GOM_NL__2PRFIN20060212_051712_000000392045_00076_20671_8633.N1	12-FEB-2006 05:17:12	Dark	39.000	38	20Eps Sgr	1.8360	11000.	78	20671	No
69	GOM_NL__2PRFIN20060212_051912_000000432045_00076_20671_8634.N1	12-FEB-2006 05:19:12	Dark	43.000	25	35Lam Sco	1.6200	28000.	86	20671	No
70	GOM_NL__2PRFIN20060212_052031_000000472045_00076_20671_8635.N1	12-FEB-2006 05:20:31	Dark	46.500	40	The Sco	1.8590	7100.0	93	20671	No
71	GOM_NL__2PRFIN20060212_052219_000000382045_00076_20671_8636.N1	12-FEB-2006 05:22:19	Dark	37.500	147	Alp Ara	2.8770	26000.	75	20671	No
72	GOM_NL__2PRFIN20060212_052348_000000432045_00076_20671_8637.N1	12-FEB-2006 05:23:48	Dark	43.000	141	Bet Ara	2.8400	4600.0	86	20671	No
73	GOM_NL__2PRFIN20060212_052948_000000422045_00077_20672_8617.N1	12-FEB-2006 05:29:48	Dark	42.000	4	Alp1Cen	-0.010000	5800.0	84	20672	No
74	GOM_NL__2PRFIN20060212_053106_000000282045_00077_20672_8618.N1	12-FEB-2006 05:31:06	Dark	28.000	10	Bet Cen	0.61000	28000.	56	20672	No
75	GOM_NL__2PRFIN20060212_053416_000000442045_00077_20672_8619.N1	12-FEB-2006 05:34:16	Dark	43.500	12	Alp1Cru	0.77500	30000.	87	20672	No
76	GOM_NL__2PRFIN20060212_053657_000000372045_00077_20672_8620.N1	12-FEB-2006 05:36:57	Dark	37.000	29	Bet Car	1.6720	10200.	74	20672	No
77	GOM_NL__2PRFIN20060212_053932_000000382045_00077_20672_8621.N1	12-FEB-2006 05:39:32	Dark	38.000	71	lot Car	2.2460	7700.0	76	20672	No
78	GOM_NL__2PRFIN20060212_054111_000000372045_00077_20672_8622.N1	12-FEB-2006 05:41:11	Dark	37.000	46	Del Vel	1.9540	10600.	74	20672	No
79	GOM_NL__2PRFIN20060212_054336_000000382045_00077_20672_8623.N1	12-FEB-2006 05:43:36	Straylight	38.000	34	Gam2Vel	1.7930	23000.	76	20672	No
80	GOM_NL__2PRFIN20060212_054540_000000402045_00077_20672_8624.N1	12-FEB-2006 05:45:40	Straylight	40.000	70	Zet Pup	2.2460	39000.	80	20672	No
81	GOM_NL__2PRFIN20060212_054958_000000382045_00077_20672_8625.N1	12-FEB-2006 05:49:58	Straylight	38.000	132	15Rho Pup	2.8030	6900.0	76	20672	No
82	GOM_NL__2PRFIN20060212_055826_000000522045_00077_20672_8626.N1	12-FEB-2006 05:58:26	Bright	52.000	8	10Alp CMi	0.40000	6500.0	104	20672	No
83	GOM_NL__2PRFIN20060212_060447_000000392045_00077_20672_8627.N1	12-FEB-2006 06:04:47	Bright	39.000	17	78Bet Gem	1.1610	4500.0	78	20672	No
84	GOM_NL__2PRFIN20060212_062211_000000352045_00077_20672_8628.N1	12-FEB-2006 06:22:11	Bright	34.500	49	1Alp UMi	1.9900	6300.0	69	20672	No
85	GOM_NL__2PRFIN20060212_062859_000000372045_00077_20672_8629.N1	12-FEB-2006 06:28:59	Bright	36.500	89	5Alp Cep	2.4510	8000.0	73	20672	No
86	GOM_NL__2PRFIN20060212_063448_000000342045_00077_20672_8630.N1	12-FEB-2006 06:34:48	Bright	34.000	144	18Del Cyg	2.8600	11000.	68	20672	No
87	GOM_NL__2PRFIN20060212_063706_000000352045_00077_20672_8631.N1	12-FEB-2006 06:37:06	Bright	34.500	5	3Alp Lyr	0.033000	11000.	69	20672	No
88	GOM_NL__2PRFIN20060212_064355_000000342045_00077_20672_8632.N1	12-FEB-2006 06:43:55	Bright	34.000	168	17Zet Aql	2.9860	11000.	68	20672	No
89	GOM_NL__2PRFIN20060212_065507_000000422045_00077_20672_8633.N1	12-FEB-2006 06:55:07	Twilight	41.500	57	34Sig Sgr	2.0660	26000.	83	20672	No
90	GOM_NL__2PRFIN20060212_065749_000000432045_00077_20672_8634.N1	12-FEB-2006 06:57:49	Dark	42.500	38	20Eps Sgr	1.8360	11000.	85	20672	No
91	GOM_NL__2PRFIN20060212_065948_000000402045_00077_20672_8635.N1	12-FEB-2006 06:59:48	Dark	40.000	25	35Lam Sco	1.6200	28000.	80	20672	No
92	GOM_NL__2PRFIN20060212_070108_000000422045_00077_20672_8636.N1	12-FEB-2006 07:01:08	Dark	42.000	40	The Sco	1.8590	7100.0	84	20672	No
93	GOM_NL__2PRFIN20060212_070256_000000392045_00077_20672_8637.N1	12-FEB-2006 07:02:56	Dark	38.500	147	Alp Ara	2.8770	26000.	77	20672	No
94	GOM_NL__2PRFIN20060212_070424_000000392045_00077_20672_8638.N1	12-FEB-2006 07:04:24	Dark	39.000	141	Bet Ara	2.8400	4600.0	78	20672	No
95	GOM_NL__2PRFIN20060212_071025_000000412045_00078_20673_8637.N1	12-FEB-2006 07:10:25	Dark	40.500	4	Alp1Cen	-0.010000	5800.0	81	20673	No
96	GOM_NL__2PRFIN20060212_071143_000000282045_00078_20673_8638.N1	12-FEB-2006 07:11:43	Dark	28.000	10	Bet Cen	0.61000	28000.	56	20673	No
97	GOM_NL__2PRFIN20060212_071452_000000462045_00078_20673_8639.N1	12-FEB-2006 07:14:52	Dark	46.000	12	Alp1Cru	0.77500	30000.	92	20673	No
98	GOM_NL__2PRFIN20060212_071734_000000382045_00078_20673_8640.N1	12-FEB-2006 07:17:34	Dark	37.500	29	Bet Car	1.6720	10200.	75	20673	No
99	GOM_NL__2PRFIN20060212_072008_000000412045_00078_20673_8641.N1	12-FEB-2006 07:20:08	Dark	41.000	71	lot Car	2.2460	7700.0	82	20673	No
100	GOM_NL__2PRFIN20060212_072147_000000412045_00078_20673_8642.N1	12-FEB-2006 07:21:47	Dark	40.500	46	Del Vel	1.9540	10600.	81	20673	No
101	GOM_NL__2PRFIN20060212_072412_000000402045_00078_20673_8643.N1	12-FEB-2006 07:24:12	Straylight	40.000	34	Gam2Vel	1.7930	23000.	80	20673	No

102	GOM_NL__2PRFIN20060212_072616_000000352045_00078_20673_8644.N1	12-FEB-2006 07:26:16	Straylight	35.000	70	Zet Pup	2.2460	39000.	70	20673	No
103	GOM_NL__2PRFIN20060212_073034_000000372045_00078_20673_8645.N1	12-FEB-2006 07:30:34	Straylight	37.000	132	15Rho Pup	2.8030	6900.0	74	20673	No
104	GOM_NL__2PRFIN20060212_073902_000000522045_00078_20673_8646.N1	12-FEB-2006 07:39:02	Bright	52.000	8	10Alp CMi	0.40000	6500.0	104	20673	No
105	GOM_NL__2PRFIN20060212_074523_000000392045_00078_20673_8647.N1	12-FEB-2006 07:45:23	Bright	38.500	17	78Bet Gem	1.1610	4500.0	77	20673	No
106	GOM_NL__2PRFIN20060212_080247_000000342045_00078_20673_8648.N1	12-FEB-2006 08:02:47	Bright	33.500	49	1Alp UMi	1.9900	6300.0	67	20673	No
107	GOM_NL__2PRFIN20060212_080935_000000342045_00078_20673_8649.N1	12-FEB-2006 08:09:35	Bright	33.500	89	5Alp Cep	2.4510	8000.0	67	20673	No
108	GOM_NL__2PRFIN20060212_081524_000000352045_00078_20673_8650.N1	12-FEB-2006 08:15:24	Bright	35.000	144	18Del Cyg	2.8600	11000.	70	20673	No
109	GOM_NL__2PRFIN20060212_081742_000000352045_00078_20673_8651.N1	12-FEB-2006 08:17:42	Bright	35.000	5	3Alp Lyr	0.033000	11000.	70	20673	No
110	GOM_NL__2PRFIN20060212_082432_000000352045_00078_20673_8652.N1	12-FEB-2006 08:24:32	Bright	34.500	168	17Zet Aql	2.9860	11000.	69	20673	No
111	GOM_NL__2PRFIN20060212_083543_000000422045_00078_20673_8653.N1	12-FEB-2006 08:35:43	Twilight	41.500	57	34Sig Sgr	2.0660	26000.	83	20673	No
112	GOM_NL__2PRFIN20060212_083825_000000412045_00078_20673_8654.N1	12-FEB-2006 08:38:25	Dark	40.500	38	20Eps Sgr	1.8360	11000.	81	20673	No
113	GOM_NL__2PRFIN20060212_084025_000000422045_00078_20673_8655.N1	12-FEB-2006 08:40:25	Dark	42.000	25	35Lam Sco	1.6200	28000.	84	20673	No
114	GOM_NL__2PRFIN20060212_084144_000000422045_00078_20673_8656.N1	12-FEB-2006 08:41:44	Dark	41.500	40	The Sco	1.8590	7100.0	83	20673	No
115	GOM_NL__2PRFIN20060212_084332_000000382045_00078_20673_8657.N1	12-FEB-2006 08:43:32	Dark	37.500	147	Alp Ara	2.8770	26000.	75	20673	No
116	GOM_NL__2PRFIN20060212_084501_000000402045_00078_20673_8658.N1	12-FEB-2006 08:45:01	Dark	40.000	141	Bet Ara	2.8400	4600.0	80	20673	No
117	GOM_NL__2PRFIN20060212_085101_000000432045_00079_20674_8637.N1	12-FEB-2006 08:51:01	Dark	43.000	4	Alp1Cen	-0.010000	5800.0	86	20674	No
118	GOM_NL__2PRFIN20060212_085219_000000272045_00079_20674_8638.N1	12-FEB-2006 08:52:19	Dark	27.000	10	Bet Cen	0.61000	28000.	54	20674	No
119	GOM_NL__2PRFIN20060212_085529_000000412045_00079_20674_8639.N1	12-FEB-2006 08:55:29	Dark	41.000	12	Alp1Cru	0.77500	30000.	82	20674	No
120	GOM_NL__2PRFIN20060212_085810_000000392045_00079_20674_8640.N1	12-FEB-2006 08:58:10	Dark	38.500	29	Bet Car	1.6720	10200.	77	20674	No
121	GOM_NL__2PRFIN20060212_090044_000000382045_00079_20674_8641.N1	12-FEB-2006 09:00:44	Dark	38.000	71	lot Car	2.2460	7700.0	76	20674	No
122	GOM_NL__2PRFIN20060212_090223_000000382045_00079_20674_8642.N1	12-FEB-2006 09:02:23	Dark	38.000	46	Del Vel	1.9540	10600.	76	20674	No
123	GOM_NL__2PRFIN20060212_090448_000000392045_00079_20674_8643.N1	12-FEB-2006 09:04:48	Straylight	38.500	34	Gam2Vel	1.7930	23000.	77	20674	No
124	GOM_NL__2PRFIN20060212_090652_000000372045_00079_20674_8644.N1	12-FEB-2006 09:06:52	Straylight	36.500	70	Zet Pup	2.2460	39000.	73	20674	No
125	GOM_NL__2PRFIN20060212_091110_000000402045_00079_20674_8645.N1	12-FEB-2006 09:11:10	Straylight	40.000	132	15Rho Pup	2.8030	6900.0	80	20674	No
126	GOM_NL__2PRFIN20060212_091938_000000462045_00079_20674_8646.N1	12-FEB-2006 09:19:38	Bright	45.500	8	10Alp CMi	0.40000	6500.0	91	20674	No
127	GOM_NL__2PRFIN20060212_092559_000000392045_00079_20674_8647.N1	12-FEB-2006 09:25:59	Bright	39.000	17	78Bet Gem	1.1610	4500.0	78	20674	No
128	GOM_NL__2PRFIN20060212_094323_000000362045_00079_20674_8648.N1	12-FEB-2006 09:43:23	Bright	35.500	49	1Alp UMi	1.9900	6300.0	71	20674	No
129	GOM_NL__2PRFIN20060212_095011_000000352045_00079_20674_8649.N1	12-FEB-2006 09:50:11	Bright	35.000	89	5Alp Cep	2.4510	8000.0	70	20674	No
130	GOM_NL__2PRFIN20060212_095600_000000342045_00079_20674_8650.N1	12-FEB-2006 09:56:00	Bright	34.000	144	18Del Cyg	2.8600	11000.	68	20674	No
131	GOM_NL__2PRFIN20060212_095818_000000372045_00079_20674_8651.N1	12-FEB-2006 09:58:18	Bright	36.500	5	3Alp Lyr	0.033000	11000.	73	20674	No
132	GOM_NL__2PRFIN20060212_100508_000000342045_00079_20674_8652.N1	12-FEB-2006 10:05:08	Bright	33.500	168	17Zet Aql	2.9860	11000.	67	20674	No
133	GOM_NL__2PRFIN20060212_101619_000000382045_00079_20674_8653.N1	12-FEB-2006 10:16:19	Twilight	38.000	57	34Sig Sgr	2.0660	26000.	76	20674	No
134	GOM_NL__2PRFIN20060212_101901_000000402045_00079_20674_8654.N1	12-FEB-2006 10:19:01	Dark	40.000	38	20Eps Sgr	1.8360	11000.	80	20674	No
135	GOM_NL__2PRFIN20060212_102101_000000412045_00079_20674_8655.N1	12-FEB-2006 10:21:01	Dark	40.500	25	35Lam Sco	1.6200	28000.	81	20674	No
136	GOM_NL__2PRFIN20060212_102220_000000452045_00079_20674_8656.N1	12-FEB-2006 10:22:20	Dark	44.500	40	The Sco	1.8590	7100.0	89	20674	No
137	GOM_NL__2PRFIN20060212_102408_000000382045_00079_20674_8657.N1	12-FEB-2006 10:24:08	Dark	37.500	147	Alp Ara	2.8770	26000.	75	20674	No
138	GOM_NL__2PRFIN20060212_102537_000000442045_00079_20674_8658.N1	12-FEB-2006 10:25:37	Dark	43.500	141	Bet Ara	2.8400	4600.0	87	20674	No
139	GOM_NL__2PRFIN20060212_103138_000000422045_00080_20675_8637.N1	12-FEB-2006 10:31:38	Dark	42.000	4	Alp1Cen	-0.010000	5800.0	84	20675	No
140	GOM_NL__2PRFIN20060212_103256_000000272045_00080_20675_8638.N1	12-FEB-2006 10:32:56	Dark	27.000	10	Bet Cen	0.61000	28000.	54	20675	No
141	GOM_NL__2PRFIN20060212_103605_000000412045_00080_20675_8639.N1	12-FEB-2006 10:36:05	Dark	41.000	12	Alp1Cru	0.77500	30000.	82	20675	No
142	GOM_NL__2PRFIN20060212_103846_000000362045_00080_20675_8640.N1	12-FEB-2006 10:38:46	Dark	36.000	29	Bet Car	1.6720	10200.	72	20675	No
143	GOM_NL__2PRFIN20060212_104120_000000382045_00080_20675_8641.N1	12-FEB-2006 10:41:20	Dark	38.000	71	lot Car	2.2460	7700.0	76	20675	No
144	GOM_NL__2PRFIN20060212_104259_000000362045_00080_20675_8642.N1	12-FEB-2006 10:42:59	Dark	36.000	46	Del Vel	1.9540	10600.	72	20675	No
145	GOM_NL__2PRFIN20060212_104524_000000372045_00080_20675_8643.N1	12-FEB-2006 10:45:24	Straylight	36.500	34	Gam2Vel	1.7930	23000.	73	20675	No
146	GOM_NL__2PRFIN20060212_104728_000000372045_00080_20675_8644.N1	12-FEB-2006 10:47:28	Straylight	37.000	70	Zet Pup	2.2460	39000.	74	20675	No
147	GOM_NL__2PRFIN20060212_105146_000000372045_00080_20675_8645.N1	12-FEB-2006 10:51:46	Straylight	36.500	132	15Rho Pup	2.8030	6900.0	73	20675	No
148	GOM_NL__2PRFIN20060212_110014_000000502045_00080_20675_8646.N1	12-FEB-2006 11:00:14	Bright	49.500	8	10Alp CMi	0.40000	6500.0	99	20675	No
149	GOM_NL__2PRFIN20060212_110635_000000382045_00080_20675_8647.N1	12-FEB-2006 11:06:35	Bright	38.000	17	78Bet Gem	1.1610	4500.0	76	20675	No
150	GOM_NL__2PRFIN20060212_112359_000000372045_00080_20675_8648.N1	12-FEB-2006 11:23:59	Bright	36.500	49	1Alp UMi	1.9900	6300.0	73	20675	No
151	GOM_NL__2PRFIN20060212_113047_000000362045_00080_20675_8649.N1	12-FEB-2006 11:30:47	Bright	36.000	89	5Alp Cep	2.4510	8000.0	72	20675	No
152	GOM_NL__2PRFIN20060212_113636_000000342045_00080_20675_8650.N1	12-FEB-2006 11:36:36	Bright	33.500	144	18Del Cyg	2.8600	11000.	67	20675	No
153	GOM_NL__2PRFIN20060212_113854_000000392045_00080_20675_8651.N1	12-FEB-2006 11:38:54	Bright	38.500	5	3Alp Lyr	0.033000	11000.	77	20675	No
154	GOM_NL__2PRFIN20060212_114544_000000332045_00080_20675_8652.N1	12-FEB-2006 11:45:44	Bright	33.000	168	17Zet Aql	2.9860	11000.	66	20675	No
155	GOM_NL__2PRFIN20060212_115655_000000392045_00080_20675_8653.N1	12-FEB-2006 11:56:55	Twilight	38.500	57	34Sig Sgr	2.0660	26000.	77	20675	No
156	GOM_NL__2PRFIN20060212_115937_000000392045_00080_20675_8654.N1	12-FEB-2006 11:59:37	Dark	39.000	38	20Eps Sgr	1.8360	11000.	78	20675	No
157	GOM_NL__2PRFIN20060212_120137_000000402045_00080_20675_8655.N1	12-FEB-2006 12:01:37	Dark	40.000	25	35Lam Sco	1.6200	28000.	80	20675	No
158	GOM_NL__2PRFIN20060212_120257_000000392045_00080_20675_8656.N1	12-FEB-2006 12:02:57	Dark	39.000	40	The Sco	1.8590	7100.0	78	20675	No
159	GOM_NL__2PRFIN20060212_120445_000000372045_00080_20675_8657.N1	12-FEB-2006 12:04:45	Dark	37.000	147	Alp Ara	2.8770	26000.	74	20675	No
160	GOM_NL__2PRFIN20060212_120613_000000402045_00080_20675_8658.N1	12-FEB-2006 12:06:13	Dark	39.500	141	Bet Ara	2.8400	4600.0	79	20675	No

161	GOM_NL__2PRFIN20060212_121214_000000442045_00081_20676_8637.N1	12-FEB-2006 12:12:14	Dark	44.000	4	Alp1Cen	-0.010000	5800.0	88	20676	No
162	GOM_NL__2PRFIN20060212_121332_000000262045_00081_20676_8638.N1	12-FEB-2006 12:13:32	Dark	26.000	10	Bet Cen	0.610000	28000.	52	20676	No
163	GOM_NL__2PRFIN20060212_121642_000000432045_00081_20676_8639.N1	12-FEB-2006 12:16:42	Dark	42.500	12	Alp1Cru	0.775000	30000.	85	20676	No
164	GOM_NL__2PRFIN20060212_121922_000000402045_00081_20676_8640.N1	12-FEB-2006 12:19:22	Dark	39.500	29	Bet Car	1.6720	10200.	79	20676	No
165	GOM_NL__2PRFIN20060212_122156_000000382045_00081_20676_8641.N1	12-FEB-2006 12:21:56	Dark	37.500	71	lot Car	2.2460	7700.0	75	20676	No
166	GOM_NL__2PRFIN20060212_122335_000000382045_00081_20676_8642.N1	12-FEB-2006 12:23:35	Dark	38.000	46	Del Vel	1.9540	10600.	76	20676	No
167	GOM_NL__2PRFIN20060212_122600_000000362045_00081_20676_8643.N1	12-FEB-2006 12:26:00	Straylight	36.000	34	Gam2Vel	1.7930	23000.	72	20676	No
168	GOM_NL__2PRFIN20060212_122804_000000402045_00081_20676_8644.N1	12-FEB-2006 12:28:04	Straylight	39.500	70	Zet Pup	2.2460	39000.	79	20676	No
169	GOM_NL__2PRFIN20060212_123222_000000382045_00081_20676_8645.N1	12-FEB-2006 12:32:22	Straylight	37.500	132	15Rho Pup	2.8030	6900.0	75	20676	No
170	GOM_NL__2PRFIN20060212_124050_000000522045_00081_20676_8646.N1	12-FEB-2006 12:40:50	Bright	52.000	8	10Alp CMi	0.400000	6500.0	104	20676	No
171	GOM_NL__2PRFIN20060212_124711_000000392045_00081_20676_8647.N1	12-FEB-2006 12:47:11	Bright	38.500	17	78Bet Gem	1.1610	4500.0	77	20676	No
172	GOM_NL__2PRFIN20060212_130435_000000332045_00081_20676_8648.N1	12-FEB-2006 13:04:35	Bright	32.500	49	1Alp UMi	1.9900	6300.0	65	20676	No
173	GOM_NL__2PRFIN20060212_131124_000000352045_00081_20676_8649.N1	12-FEB-2006 13:11:24	Bright	34.500	89	5Alp Cep	2.4510	8000.0	69	20676	No
174	GOM_NL__2PRFIN20060212_131712_000000342045_00081_20676_8650.N1	12-FEB-2006 13:17:12	Bright	33.500	144	18Del Cyg	2.8600	11000.	67	20676	No
175	GOM_NL__2PRFIN20060212_131930_000000352045_00081_20676_8651.N1	12-FEB-2006 13:19:30	Bright	35.000	5	3Alp Lyr	0.033000	11000.	70	20676	No
176	GOM_NL__2PRFIN20060212_132620_000000332045_00081_20676_8652.N1	12-FEB-2006 13:26:20	Bright	33.000	168	17Zet Aql	2.9860	11000.	66	20676	No
177	GOM_NL__2PRFIN20060212_133731_000000412045_00081_20676_8653.N1	12-FEB-2006 13:37:31	Twilight	40.500	57	34Sig Sgr	2.0660	26000.	81	20676	No
178	GOM_NL__2PRFIN20060212_134013_000000422045_00081_20676_8654.N1	12-FEB-2006 13:40:13	Dark	42.000	38	20Eps Sgr	1.8360	11000.	84	20676	No
179	GOM_NL__2PRFIN20060212_134214_000000442045_00081_20676_8655.N1	12-FEB-2006 13:42:14	Dark	43.500	25	35Lam Sco	1.6200	28000.	87	20676	No
180	GOM_NL__2PRFIN20060212_134333_000000452045_00081_20676_8656.N1	12-FEB-2006 13:43:33	Dark	45.000	40	The Sco	1.8590	7100.0	90	20676	No
181	GOM_NL__2PRFIN20060212_134521_000000372045_00081_20676_8657.N1	12-FEB-2006 13:45:21	Dark	36.500	147	Alp Ara	2.8770	26000.	73	20676	No
182	GOM_NL__2PRFIN20060212_134649_000000452045_00081_20676_8658.N1	12-FEB-2006 13:46:49	Dark	45.000	141	Bet Ara	2.8400	4600.0	90	20676	No
183	GOM_NL__2PRFIN20060212_135251_000000442045_00082_20677_8637.N1	12-FEB-2006 13:52:51	Dark	43.500	4	Alp1Cen	-0.010000	5800.0	87	20677	No
184	GOM_NL__2PRFIN20060212_135409_000000262045_00082_20677_8638.N1	12-FEB-2006 13:54:09	Dark	26.000	10	Bet Cen	0.610000	28000.	52	20677	No
185	GOM_NL__2PRFIN20060212_135718_000000432045_00082_20677_8639.N1	12-FEB-2006 13:57:18	Dark	43.000	12	Alp1Cru	0.775000	30000.	86	20677	No
186	GOM_NL__2PRFIN20060212_135958_000000382045_00082_20677_8640.N1	12-FEB-2006 13:59:58	Dark	38.000	29	Bet Car	1.6720	10200.	76	20677	No
187	GOM_NL__2PRFIN20060212_140233_000000372045_00082_20677_8641.N1	12-FEB-2006 14:02:33	Dark	37.000	71	lot Car	2.2460	7700.0	74	20677	No
188	GOM_NL__2PRFIN20060212_140412_000000422045_00082_20677_8642.N1	12-FEB-2006 14:04:12	Dark	42.000	46	Del Vel	1.9540	10600.	84	20677	No
189	GOM_NL__2PRFIN20060212_140636_000000362045_00082_20677_8643.N1	12-FEB-2006 14:06:36	Straylight	35.500	34	Gam2Vel	1.7930	23000.	71	20677	No
190	GOM_NL__2PRFIN20060212_140840_000000382045_00082_20677_8644.N1	12-FEB-2006 14:08:40	Straylight	38.000	70	Zet Pup	2.2460	39000.	76	20677	No
191	GOM_NL__2PRFIN20060212_141258_000000392045_00082_20677_8645.N1	12-FEB-2006 14:12:58	Straylight	38.500	132	15Rho Pup	2.8030	6900.0	77	20677	No
192	GOM_NL__2PRFIN20060212_142126_000000472045_00082_20677_8646.N1	12-FEB-2006 14:21:26	Bright	46.500	8	10Alp CMi	0.400000	6500.0	93	20677	No
193	GOM_NL__2PRFIN20060212_142747_000000392045_00082_20677_8647.N1	12-FEB-2006 14:27:47	Bright	39.000	17	78Bet Gem	1.1610	4500.0	78	20677	No
194	GOM_NL__2PRFIN20060212_144511_000000352045_00082_20677_8648.N1	12-FEB-2006 14:45:11	Bright	35.000	49	1Alp UMi	1.9900	6300.0	70	20677	No
195	GOM_NL__2PRFIN20060212_145200_000000352045_00082_20677_8649.N1	12-FEB-2006 14:52:00	Bright	35.000	89	5Alp Cep	2.4510	8000.0	70	20677	No
196	GOM_NL__2PRFIN20060212_145748_000000352045_00082_20677_8650.N1	12-FEB-2006 14:57:48	Bright	34.500	144	18Del Cyg	2.8600	11000.	69	20677	No
197	GOM_NL__2PRFIN20060212_150006_000000382045_00082_20677_8651.N1	12-FEB-2006 15:00:06	Bright	37.500	5	3Alp Lyr	0.033000	11000.	75	20677	No
198	GOM_NL__2PRFIN20060212_150656_000000342045_00082_20677_8652.N1	12-FEB-2006 15:06:56	Bright	34.000	168	17Zet Aql	2.9860	11000.	68	20677	No
199	GOM_NL__2PRFIN20060212_151808_000000412045_00082_20677_8653.N1	12-FEB-2006 15:18:08	Twilight	40.500	57	34Sig Sgr	2.0660	26000.	81	20677	No
200	GOM_NL__2PRFIN20060212_152050_000000402045_00082_20677_8654.N1	12-FEB-2006 15:20:50	Dark	40.000	38	20Eps Sgr	1.8360	11000.	80	20677	No
201	GOM_NL__2PRFIN20060212_152250_000000432045_00082_20677_8655.N1	12-FEB-2006 15:22:50	Dark	42.500	25	35Lam Sco	1.6200	28000.	85	20677	No
202	GOM_NL__2PRFIN20060212_152410_000000422045_00082_20677_8656.N1	12-FEB-2006 15:24:10	Dark	42.000	40	The Sco	1.8590	7100.0	84	20677	No
203	GOM_NL__2PRFIN20060212_152557_000000392045_00082_20677_8657.N1	12-FEB-2006 15:25:57	Dark	38.500	147	Alp Ara	2.8770	26000.	77	20677	No
204	GOM_NL__2PRFIN20060212_152726_000000442045_00082_20677_8658.N1	12-FEB-2006 15:27:26	Dark	43.500	141	Bet Ara	2.8400	4600.0	87	20677	No
205	GOM_NL__2PRFIN20060212_153327_000000462045_00083_20678_8637.N1	12-FEB-2006 15:33:27	Dark	46.000	4	Alp1Cen	-0.010000	5800.0	92	20678	No
206	GOM_NL__2PRFIN20060212_153445_000000252045_00083_20678_8638.N1	12-FEB-2006 15:34:45	Dark	25.000	10	Bet Cen	0.610000	28000.	50	20678	No
207	GOM_NL__2PRFIN20060212_153755_000000412045_00083_20678_8639.N1	12-FEB-2006 15:37:55	Dark	40.500	12	Alp1Cru	0.775000	30000.	81	20678	No
208	GOM_NL__2PRFIN20060212_154034_000000372045_00083_20678_8640.N1	12-FEB-2006 15:40:34	Dark	37.000	29	Bet Car	1.6720	10200.	74	20678	No
209	GOM_NL__2PRFIN20060212_154309_000000402045_00083_20678_8641.N1	12-FEB-2006 15:43:09	Dark	40.000	71	lot Car	2.2460	7700.0	80	20678	No
210	GOM_NL__2PRFIN20060212_154448_000000402045_00083_20678_8642.N1	12-FEB-2006 15:44:48	Dark	39.500	46	Del Vel	1.9540	10600.	79	20678	No
211	GOM_NL__2PRFIN20060212_154712_000000382045_00083_20678_8643.N1	12-FEB-2006 15:47:12	Straylight	37.500	34	Gam2Vel	1.7930	23000.	75	20678	No
212	GOM_NL__2PRFIN20060212_154917_000000402045_00083_20678_8644.N1	12-FEB-2006 15:49:17	Straylight	39.500	70	Zet Pup	2.2460	39000.	79	20678	No
213	GOM_NL__2PRFIN20060212_155334_000000402045_00083_20678_8645.N1	12-FEB-2006 15:53:34	Straylight	39.500	132	15Rho Pup	2.8030	6900.0	79	20678	No
214	GOM_NL__2PRFIN20060212_160203_000000522045_00083_20678_8646.N1	12-FEB-2006 16:02:03	Bright	52.000	8	10Alp CMi	0.400000	6500.0	104	20678	No
215	GOM_NL__2PRFIN20060212_160823_000000382045_00083_20678_8647.N1	12-FEB-2006 16:08:23	Bright	38.000	17	78Bet Gem	1.1610	4500.0	76	20678	No
216	GOM_NL__2PRFIN20060212_162547_000000372045_00083_20678_8648.N1	12-FEB-2006 16:25:47	Bright	37.000	49	1Alp UMi	1.9900	6300.0	74	20678	No
217	GOM_NL__2PRFIN20060212_163236_000000362045_00083_20678_8649.N1	12-FEB-2006 16:32:36	Bright	35.500	89	5Alp Cep	2.4510	8000.0	71	20678	No
218	GOM_NL__2PRFIN20060212_163824_000000342045_00083_20678_8650.N1	12-FEB-2006 16:38:24	Bright	34.000	144	18Del Cyg	2.8600	11000.	68	20678	No
219	GOM_NL__2PRFIN20060212_164042_000000362045_00083_20678_8651.N1	12-FEB-2006 16:40:42	Bright	36.000	5	3Alp Lyr	0.033000	11000.	72	20678	No

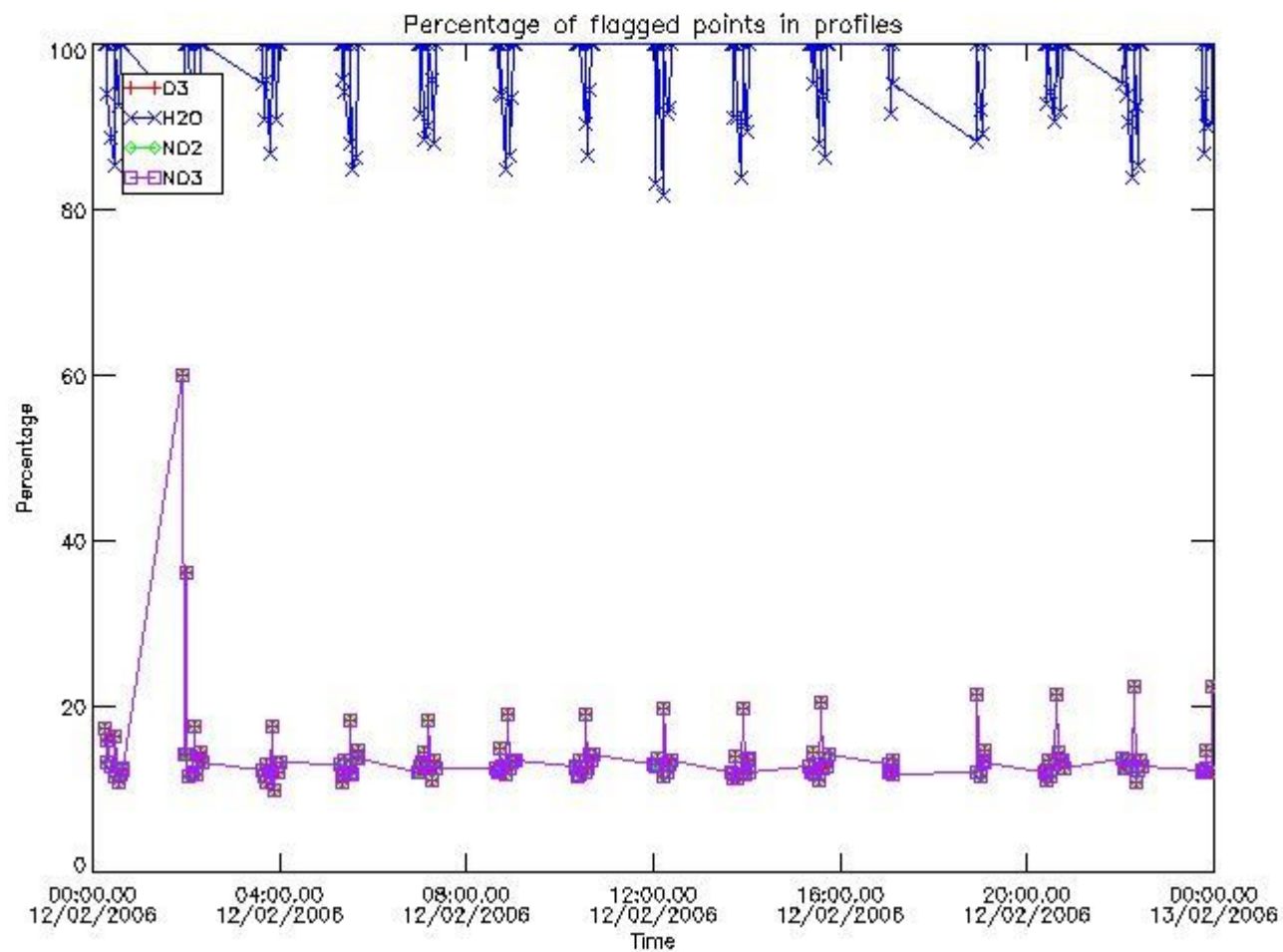
220	GOM_NL__2PRFIN20060212_164732_000000342045_00083_20678_8652.N1	12-FEB-2006 16:47:32	Bright	34.000	168	17Zet Aql	2.9860	11000.	68	20678	No
221	GOM_NL__2PRFIN20060212_165844_000000412045_00083_20678_8653.N1	12-FEB-2006 16:58:44	Twilight	41.000	57	34Sig Sgr	2.0660	26000.	82	20678	No
222	GOM_NL__2PRFIN20060212_170126_000000402045_00083_20678_8654.N1	12-FEB-2006 17:01:26	Dark	39.500	38	20Eps Sgr	1.8360	11000.	79	20678	No
223	GOM_NL__2PRFIN20060212_170327_000000432045_00083_20678_8655.N1	12-FEB-2006 17:03:27	Dark	42.500	25	35Lam Sco	1.6200	28000.	85	20678	No
224	GOM_NL__2PRFIN20060212_170446_000000422045_00083_20678_8656.N1	12-FEB-2006 17:04:46	Dark	41.500	40	The Sco	1.8590	7100.0	83	20678	No
225	GOM_NL__2PRFIN20060212_170634_000000382045_00083_20678_8657.N1	12-FEB-2006 17:06:34	Dark	38.000	147	Alp Ara	2.8770	26000.	76	20678	No
226	GOM_NL__2PRFIN20060212_170802_000000432045_00083_20678_8658.N1	12-FEB-2006 17:08:02	Dark	42.500	141	Bet Ara	2.8400	4600.0	85	20678	No
227	GOM_NL__2PRFIN20060212_185440_000000432045_00085_20680_8637.N1	12-FEB-2006 18:54:40	Dark	42.500	4	Alp1Cen	-0.010000	5800.0	85	20680	No
228	GOM_NL__2PRFIN20060212_185558_000000242045_00085_20680_8638.N1	12-FEB-2006 18:55:58	Dark	24.000	10	Bet Cen	0.610000	28000.	48	20680	No
229	GOM_NL__2PRFIN20060212_185908_000000452045_00085_20680_8639.N1	12-FEB-2006 18:59:08	Dark	44.500	12	Alp1Cru	0.775000	30000.	89	20680	No
230	GOM_NL__2PRFIN20060212_190146_000000382045_00085_20680_8640.N1	12-FEB-2006 19:01:46	Dark	37.500	29	Bet Car	1.6720	10200.	75	20680	No
231	GOM_NL__2PRFIN20060212_190421_000000382045_00085_20680_8641.N1	12-FEB-2006 19:04:21	Dark	38.000	71	lot Car	2.2460	7700.0	76	20680	No
232	GOM_NL__2PRFIN20060212_190600_000000432045_00085_20680_8642.N1	12-FEB-2006 19:06:00	Dark	42.500	46	Del Vel	1.9540	10600.	85	20680	No
233	GOM_NL__2PRFIN20060212_190824_000000412045_00085_20680_8643.N1	12-FEB-2006 19:08:24	Straylight	40.500	34	Gam2Vel	1.7930	23000.	81	20680	No
234	GOM_NL__2PRFIN20060212_191029_000000392045_00085_20680_8644.N1	12-FEB-2006 19:10:29	Straylight	38.500	70	Zet Pup	2.2460	39000.	77	20680	No
235	GOM_NL__2PRFIN20060212_191446_000000392045_00085_20680_8645.N1	12-FEB-2006 19:14:46	Straylight	38.500	132	15Rho Pup	2.8030	6900.0	77	20680	No
236	GOM_NL__2PRFIN20060212_192315_000000522045_00085_20680_8646.N1	12-FEB-2006 19:23:15	Bright	52.000	8	10Alp CMi	0.400000	6500.0	104	20680	No
237	GOM_NL__2PRFIN20060212_192935_000000382045_00085_20680_8647.N1	12-FEB-2006 19:29:35	Bright	38.000	17	78Bet Gem	1.1610	4500.0	76	20680	No
238	GOM_NL__2PRFIN20060212_194659_000000362045_00085_20680_8648.N1	12-FEB-2006 19:46:59	Bright	35.500	49	1Alp UMi	1.9900	6300.0	71	20680	No
239	GOM_NL__2PRFIN20060212_195348_000000352045_00085_20680_8649.N1	12-FEB-2006 19:53:48	Bright	34.500	89	5Alp Cep	2.4510	8000.0	69	20680	No
240	GOM_NL__2PRFIN20060212_195936_000000352045_00085_20680_8650.N1	12-FEB-2006 19:59:36	Bright	34.500	144	18Del Cyg	2.8600	11000.	69	20680	No
241	GOM_NL__2PRFIN20060212_200154_000000362045_00085_20680_8651.N1	12-FEB-2006 20:01:54	Bright	36.000	5	3Alp Lyr	0.033000	11000.	72	20680	No
242	GOM_NL__2PRFIN20060212_200845_000000352045_00085_20680_8652.N1	12-FEB-2006 20:08:45	Bright	34.500	168	17Zet Aql	2.9860	11000.	69	20680	No
243	GOM_NL__2PRFIN20060212_201956_000000382045_00085_20680_8653.N1	12-FEB-2006 20:19:56	Twilight	38.000	57	34Sig Sgr	2.0660	26000.	76	20680	No
244	GOM_NL__2PRFIN20060212_202239_000000422045_00085_20680_8654.N1	12-FEB-2006 20:22:39	Dark	42.000	38	20Eps Sgr	1.8360	11000.	84	20680	No
245	GOM_NL__2PRFIN20060212_202440_000000462045_00085_20680_8655.N1	12-FEB-2006 20:24:40	Dark	45.500	25	35Lam Sco	1.6200	28000.	91	20680	No
246	GOM_NL__2PRFIN20060212_202559_000000422045_00085_20680_8656.N1	12-FEB-2006 20:25:59	Dark	41.500	40	The Sco	1.8590	7100.0	83	20680	No
247	GOM_NL__2PRFIN20060212_202746_000000382045_00085_20680_8657.N1	12-FEB-2006 20:27:46	Dark	37.500	147	Alp Ara	2.8770	26000.	75	20680	No
248	GOM_NL__2PRFIN20060212_202915_000000442045_00085_20680_8658.N1	12-FEB-2006 20:29:15	Dark	44.000	141	Bet Ara	2.8400	4600.0	88	20680	No
249	GOM_NL__2PRFIN20060212_203517_000000432045_00086_20681_8637.N1	12-FEB-2006 20:35:17	Dark	43.000	4	Alp1Cen	-0.010000	5800.0	86	20681	No
250	GOM_NL__2PRFIN20060212_203635_000000242045_00086_20681_8638.N1	12-FEB-2006 20:36:35	Dark	24.000	10	Bet Cen	0.610000	28000.	48	20681	No
251	GOM_NL__2PRFIN20060212_203944_000000392045_00086_20681_8639.N1	12-FEB-2006 20:39:44	Dark	39.000	12	Alp1Cru	0.775000	30000.	78	20681	No
252	GOM_NL__2PRFIN20060212_204222_000000382045_00086_20681_8640.N1	12-FEB-2006 20:42:22	Dark	37.500	29	Bet Car	1.6720	10200.	75	20681	No
253	GOM_NL__2PRFIN20060212_204458_000000382045_00086_20681_8641.N1	12-FEB-2006 20:44:58	Dark	37.500	71	lot Car	2.2460	7700.0	75	20681	No
254	GOM_NL__2PRFIN20060212_204636_000000412045_00086_20681_8642.N1	12-FEB-2006 20:46:36	Dark	40.500	46	Del Vel	1.9540	10600.	81	20681	No
255	GOM_NL__2PRFIN20060212_204901_000000402045_00086_20681_8643.N1	12-FEB-2006 20:49:01	Straylight	40.000	34	Gam2Vel	1.7930	23000.	80	20681	No
256	GOM_NL__2PRFIN20060212_205105_000000382045_00086_20681_8644.N1	12-FEB-2006 20:51:05	Straylight	38.000	70	Zet Pup	2.2460	39000.	76	20681	No
257	GOM_NL__2PRFIN20060212_205522_000000382045_00086_20681_8645.N1	12-FEB-2006 20:55:22	Straylight	38.000	132	15Rho Pup	2.8030	6900.0	76	20681	No
258	GOM_NL__2PRFIN20060212_210351_000000472045_00086_20681_8646.N1	12-FEB-2006 21:03:51	Bright	47.000	8	10Alp CMi	0.400000	6500.0	94	20681	No
259	GOM_NL__2PRFIN20060212_211011_000000382045_00086_20681_8647.N1	12-FEB-2006 21:10:11	Bright	38.000	17	78Bet Gem	1.1610	4500.0	76	20681	No
260	GOM_NL__2PRFIN20060212_212735_000000352045_00086_20681_8648.N1	12-FEB-2006 21:27:35	Bright	34.500	49	1Alp UMi	1.9900	6300.0	69	20681	No
261	GOM_NL__2PRFIN20060212_213425_000000322045_00086_20681_8649.N1	12-FEB-2006 21:34:25	Bright	32.000	89	5Alp Cep	2.4510	8000.0	64	20681	No
262	GOM_NL__2PRFIN20060212_214012_000000352045_00086_20681_8650.N1	12-FEB-2006 21:40:12	Bright	34.500	144	18Del Cyg	2.8600	11000.	69	20681	No
263	GOM_NL__2PRFIN20060212_214230_000000362045_00086_20681_8651.N1	12-FEB-2006 21:42:30	Bright	35.500	5	3Alp Lyr	0.033000	11000.	71	20681	No
264	GOM_NL__2PRFIN20060212_214921_000000342045_00086_20681_8652.N1	12-FEB-2006 21:49:21	Bright	33.500	168	17Zet Aql	2.9860	11000.	67	20681	No
265	GOM_NL__2PRFIN20060212_220032_000000402045_00086_20681_8653.N1	12-FEB-2006 22:00:32	Twilight	40.000	57	34Sig Sgr	2.0660	26000.	80	20681	No
266	GOM_NL__2PRFIN20060212_220315_000000412045_00086_20681_8654.N1	12-FEB-2006 22:03:15	Dark	41.000	38	20Eps Sgr	1.8360	11000.	82	20681	No
267	GOM_NL__2PRFIN20060212_220516_000000452045_00086_20681_8655.N1	12-FEB-2006 22:05:16	Dark	45.000	25	35Lam Sco	1.6200	28000.	90	20681	No
268	GOM_NL__2PRFIN20060212_220635_000000412045_00086_20681_8656.N1	12-FEB-2006 22:06:35	Dark	40.500	40	The Sco	1.8590	7100.0	81	20681	No
269	GOM_NL__2PRFIN20060212_220823_000000382045_00086_20681_8657.N1	12-FEB-2006 22:08:23	Dark	37.500	147	Alp Ara	2.8770	26000.	75	20681	No
270	GOM_NL__2PRFIN20060212_220951_000000382045_00086_20681_8658.N1	12-FEB-2006 22:09:51	Dark	38.000	141	Bet Ara	2.8400	4600.0	76	20681	No
271	GOM_NL__2PRFIN20060212_221553_000000442045_00087_20682_8637.N1	12-FEB-2006 22:15:53	Dark	44.000	4	Alp1Cen	-0.010000	5800.0	88	20682	No
272	GOM_NL__2PRFIN20060212_221711_000000232045_00087_20682_8638.N1	12-FEB-2006 22:17:11	Dark	23.000	10	Bet Cen	0.610000	28000.	46	20682	No
273	GOM_NL__2PRFIN20060212_222020_000000472045_00087_20682_8639.N1	12-FEB-2006 22:20:20	Dark	47.000	12	Alp1Cru	0.775000	30000.	94	20682	No
274	GOM_NL__2PRFIN20060212_222258_000000422045_00087_20682_8640.N1	12-FEB-2006 22:22:58	Dark	41.500	29	Bet Car	1.6720	10200.	83	20682	No
275	GOM_NL__2PRFIN20060212_222534_000000382045_00087_20682_8641.N1	12-FEB-2006 22:25:34	Dark	37.500	71	lot Car	2.2460	7700.0	75	20682	No
276	GOM_NL__2PRFIN20060212_222712_000000402045_00087_20682_8642.N1	12-FEB-2006 22:27:12	Dark	40.000	46	Del Vel	1.9540	10600.	80	20682	No
277	GOM_NL__2PRFIN20060212_222937_000000402045_00087_20682_8643.N1	12-FEB-2006 22:29:37	Straylight	40.000	34	Gam2Vel	1.7930	23000.	80	20682	No
278	GOM_NL__2PRFIN20060212_223141_000000382045_00087_20682_8644.N1	12-FEB-2006 22:31:41	Straylight	38.000	70	Zet Pup	2.2460	39000.	76	20682	No

279	GOM_NL__2PRFIN20060212_223559_000000402045_00087_20682_8645.N1	12-FEB-2006 22:35:59	Straylight	40.000	132	15Rho Pup	2.8030	6900.0	80	20682	No
280	GOM_NL__2PRFIN20060212_224427_000000472045_00087_20682_8646.N1	12-FEB-2006 22:44:27	Bright	46.500	8	10Alp CMi	0.40000	6500.0	93	20682	No
281	GOM_NL__2PRFIN20060212_225047_000000392045_00087_20682_8647.N1	12-FEB-2006 22:50:47	Bright	38.500	17	78Bet Gem	1.1610	4500.0	77	20682	No
282	GOM_NL__2PRFIN20060212_230811_000000352045_00087_20682_8648.N1	12-FEB-2006 23:08:11	Bright	35.000	49	1Alp UMi	1.9900	6300.0	70	20682	No
283	GOM_NL__2PRFIN20060212_231501_000000372045_00087_20682_8649.N1	12-FEB-2006 23:15:01	Bright	36.500	89	5Alp Cep	2.4510	8000.0	73	20682	No
284	GOM_NL__2PRFIN20060212_232048_000000352045_00087_20682_8650.N1	12-FEB-2006 23:20:48	Bright	34.500	144	18Del Cyg	2.8600	11000.	69	20682	No
285	GOM_NL__2PRFIN20060212_232306_000000392045_00087_20682_8651.N1	12-FEB-2006 23:23:06	Bright	39.000	5	3Alp Lyr	0.033000	11000.	78	20682	No
286	GOM_NL__2PRFIN20060212_232957_000000342045_00087_20682_8652.N1	12-FEB-2006 23:29:57	Bright	33.500	168	17Zet Aql	2.9860	11000.	67	20682	No
287	GOM_NL__2PRFIN20060212_234108_000000402045_00087_20682_8653.N1	12-FEB-2006 23:41:08	Twilight	39.500	57	34Sig Sgr	2.0660	26000.	79	20682	No
288	GOM_NL__2PRFIN20060212_234351_000000422045_00087_20682_8654.N1	12-FEB-2006 23:43:51	Dark	41.500	38	20Eps Sgr	1.8360	11000.	83	20682	No
289	GOM_NL__2PRFIN20060212_234553_000000432045_00087_20682_8655.N1	12-FEB-2006 23:45:53	Dark	42.500	25	35Lam Sco	1.6200	28000.	85	20682	No
290	GOM_NL__2PRFIN20060212_234712_000000422045_00087_20682_8656.N1	12-FEB-2006 23:47:12	Dark	42.000	40	The Sco	1.8590	7100.0	84	20682	No
291	GOM_NL__2PRFIN20060212_234859_000000382045_00087_20682_8657.N1	12-FEB-2006 23:48:59	Dark	38.000	147	Alp Ara	2.8770	26000.	76	20682	No
292	GOM_NL__2PRFIN20060212_235027_000000412045_00087_20682_8658.N1	12-FEB-2006 23:50:27	Dark	40.500	141	Bet Ara	2.8400	4600.0	81	20682	No
293	GOM_NL__2PRFIN20060212_235630_000000422045_00088_20683_8637.N1	12-FEB-2006 23:56:30	Dark	42.000	4	Alp1Cen	-0.010000	5800.0	84	20683	No
294	GOM_NL__2PRFIN20060212_235748_000000232045_00088_20683_8638.N1	12-FEB-2006 23:57:48	Dark	23.000	10	Bet Cen	0.61000	28000.	46	20683	No

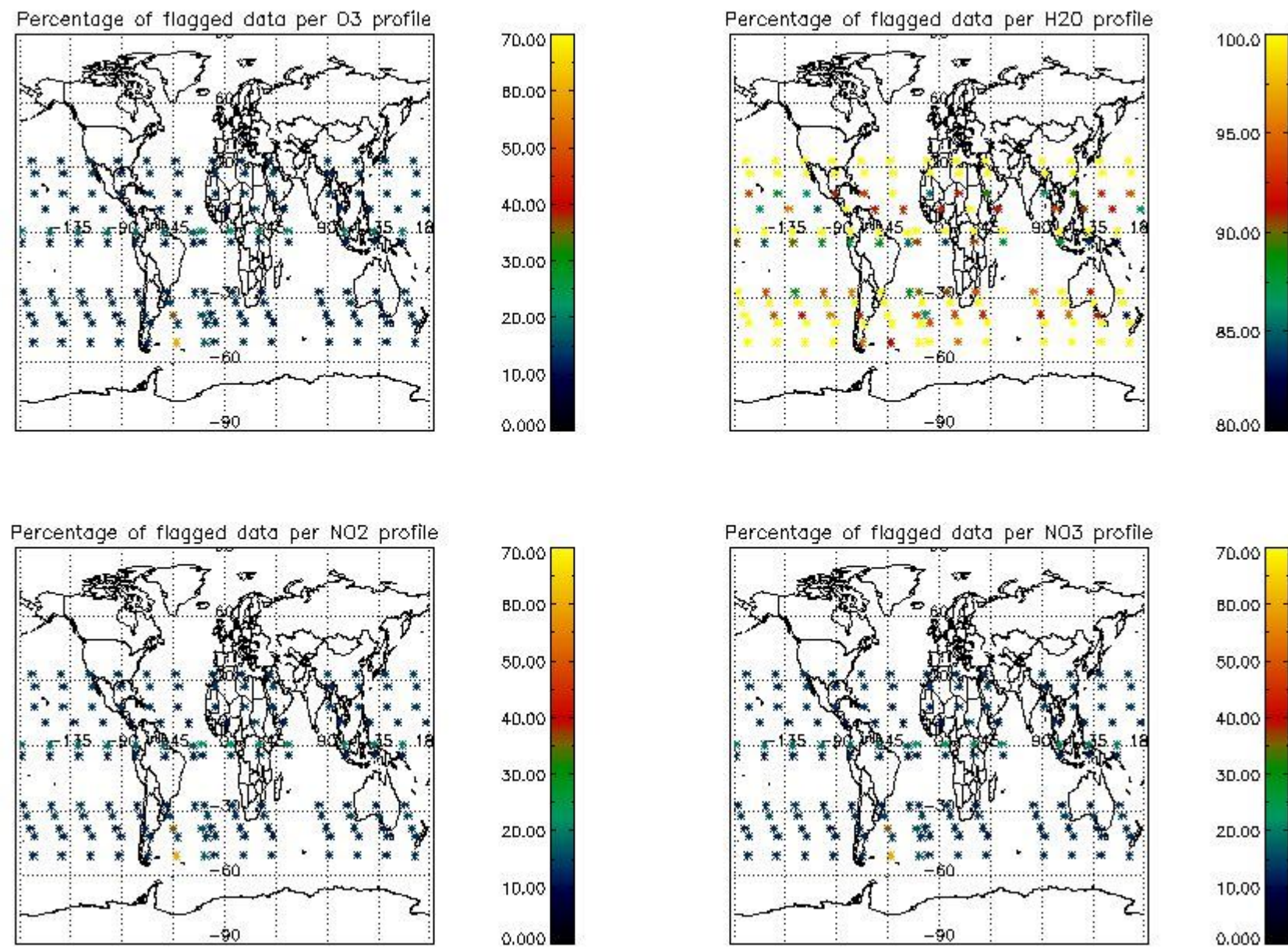
3. Quality information per product

In this section it is plotted some information contained in the Quality Summary data set of the level 2 products. Only products in dark limb conditions and without errors (error flag in the MPH set to "0") are used.

3.1 Plot quality information per product (time dependant)



3.2 Plot quality information per product (world map)

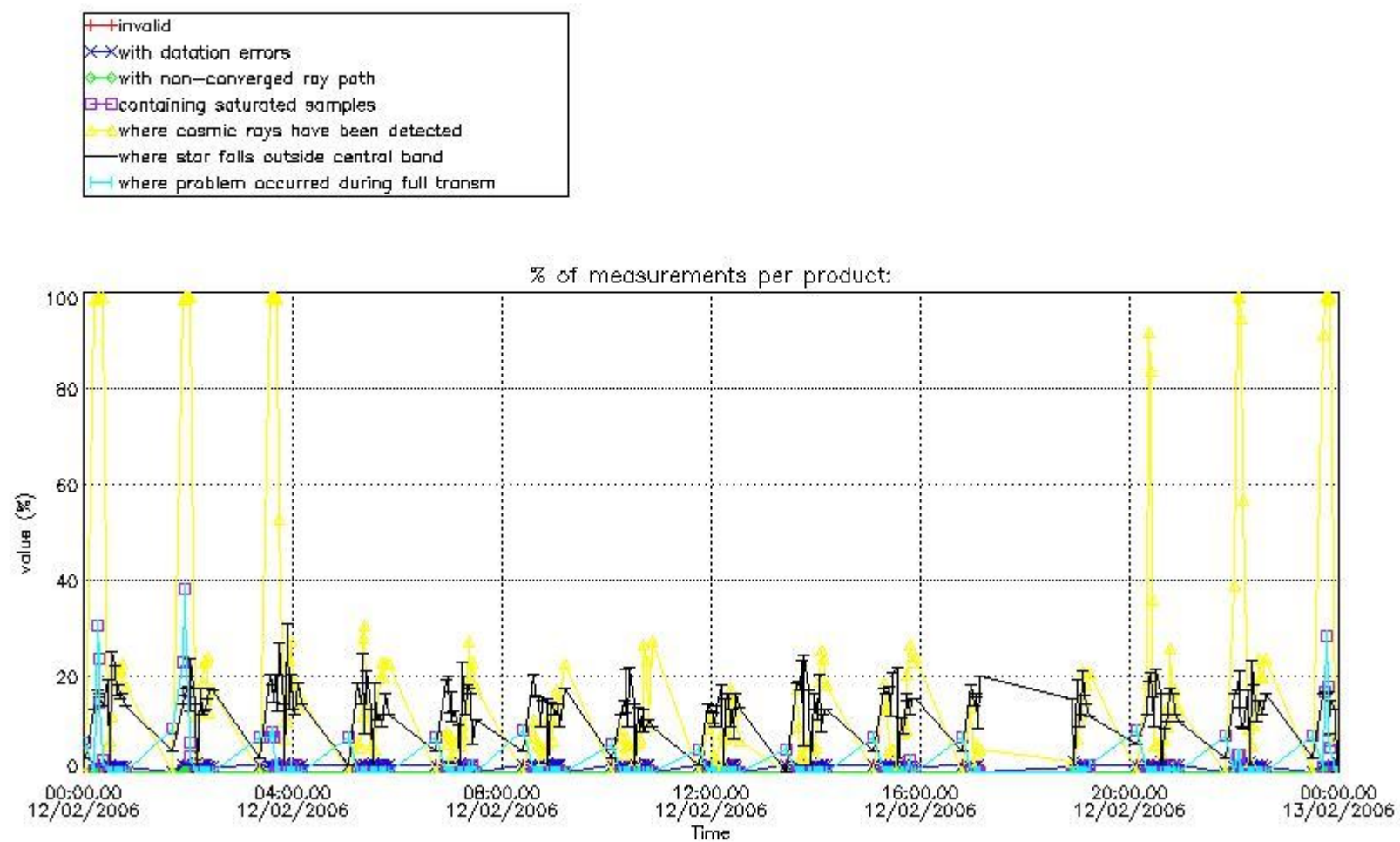


4. Level 1 quality information per product

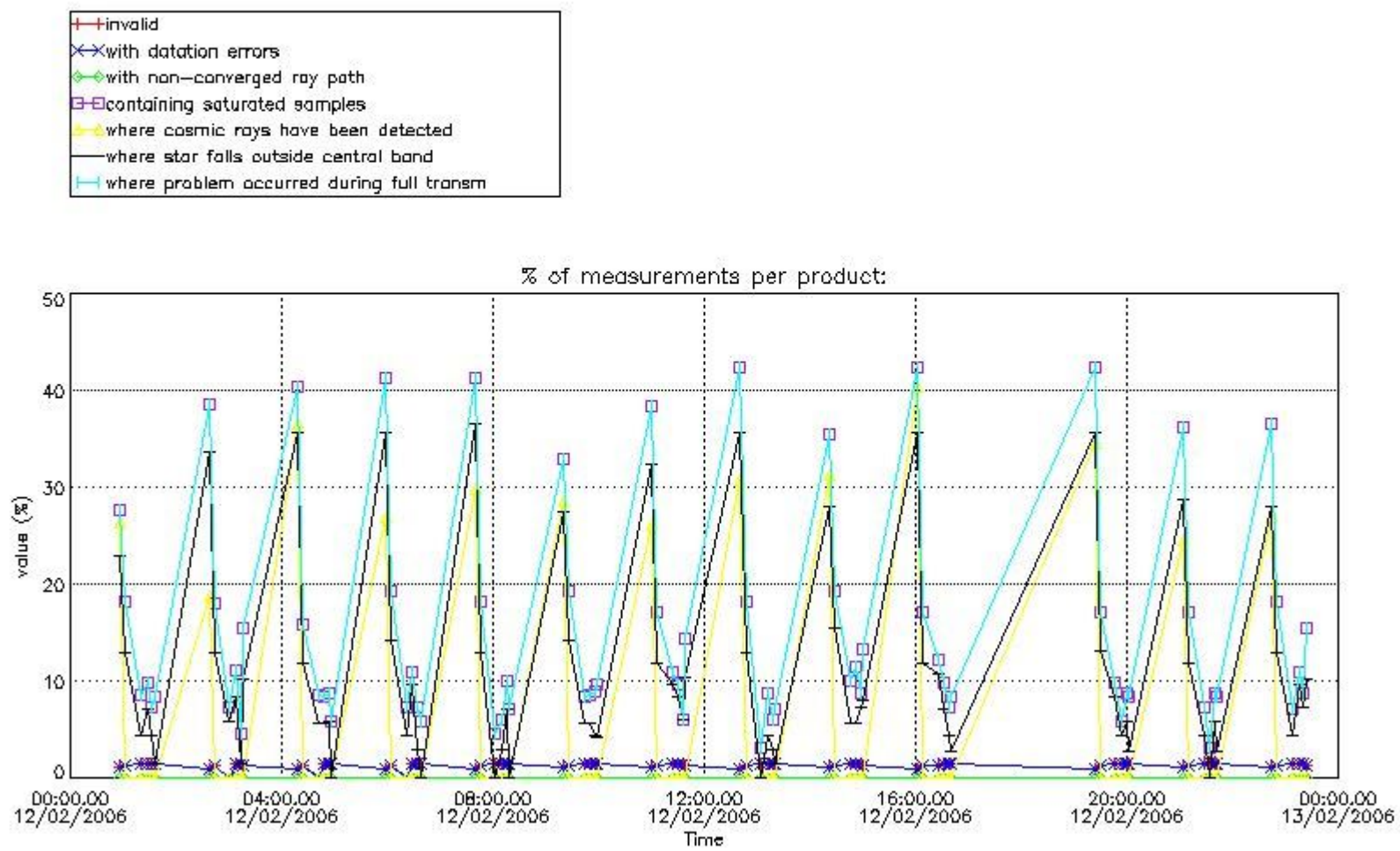
In this section it is plotted some information contained in the Quality Summary data set of the level 2 products that comes from the level 1b processing. Products without errors (error flag in the MPH set to "0") are used.

4.1 Plot quality information per product (time dependant) coming from level 1b processing

4.1.1 Plot level 1 quality information per product (time dependant): ENVISAT ASCENDING passes

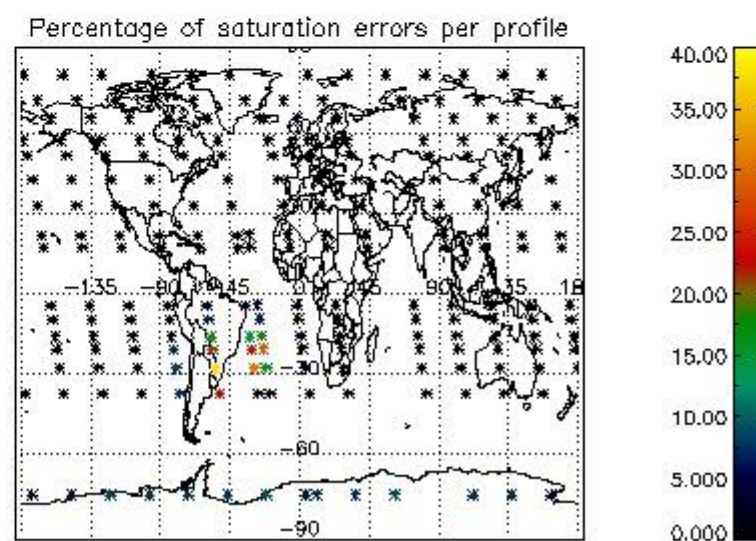
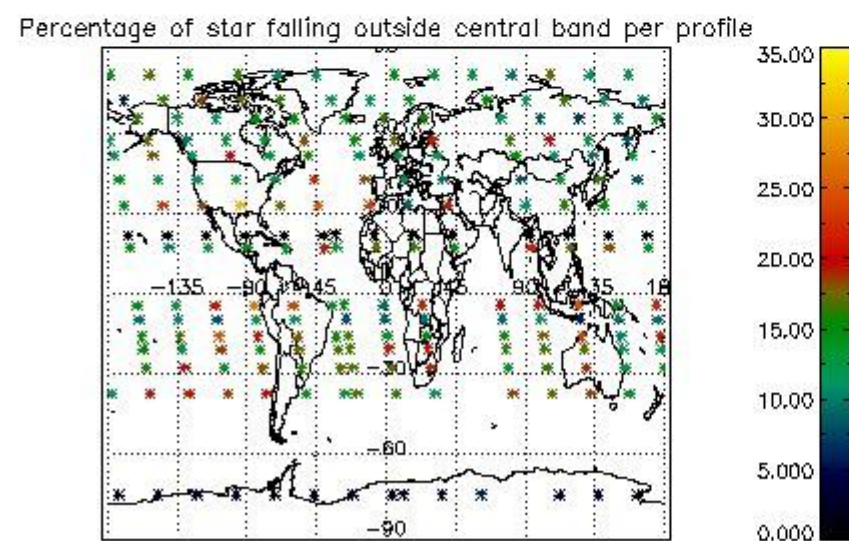
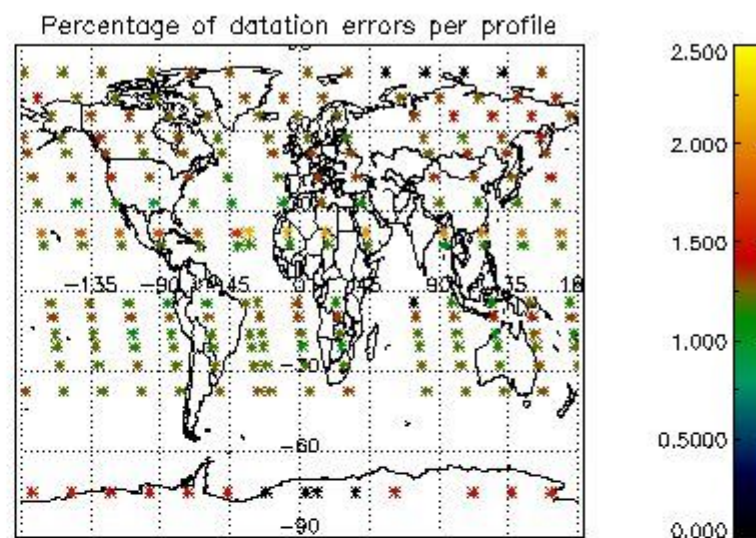
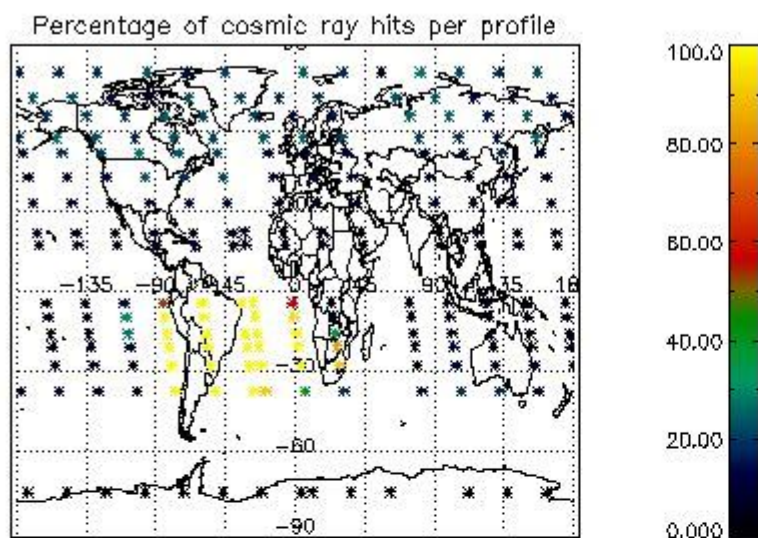


4.1.2 Plot level 1 quality information per product (time dependant): ENVISAT DESCENDING passes



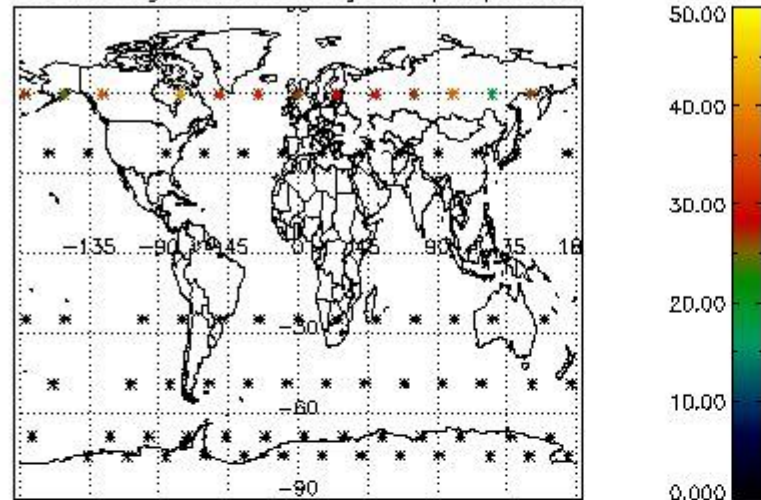
4.2 Plot quality information per product coming from level 1b processing (world map)

4.2.1 Plot level 1 quality information per product (world map): ENVISAT ASCENDING passes

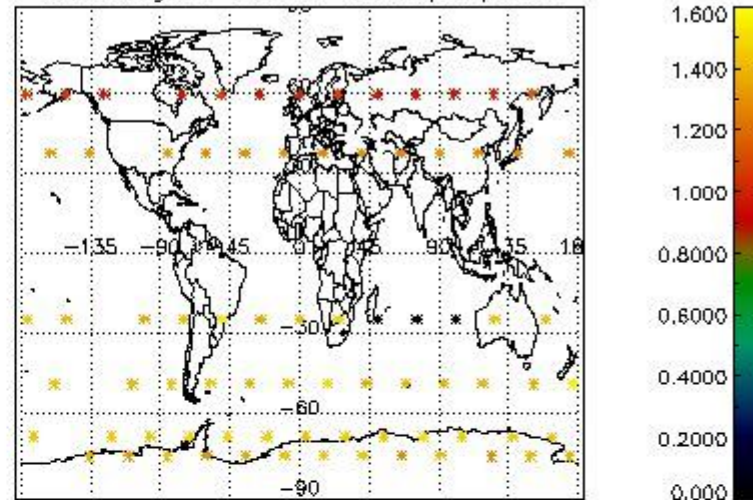


4.2.2 Plot level 1 quality information per product (world map): ENVISAT DESCENDING passes

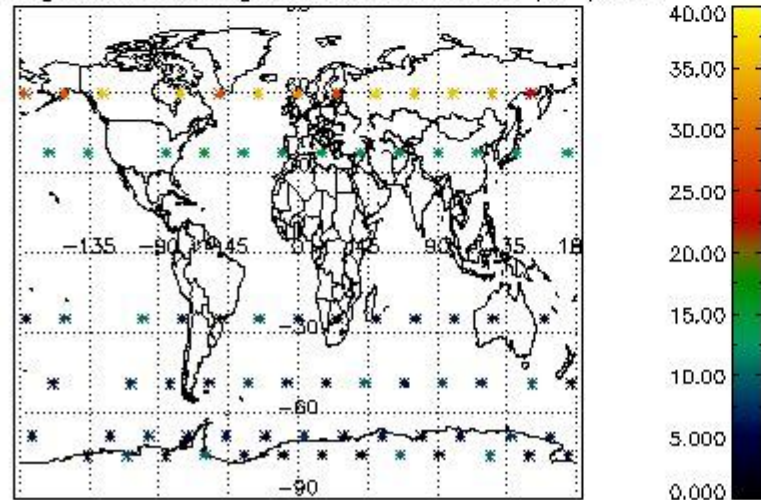
Percentage of cosmic ray hits per profile



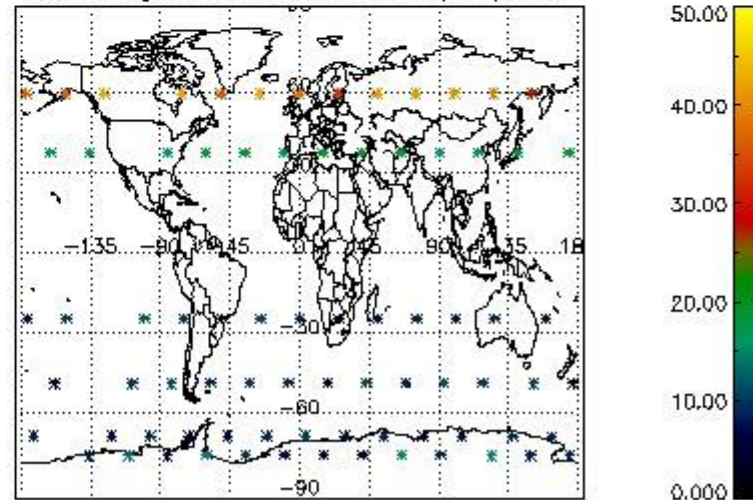
Percentage of datation errors per profile



Percentage of star falling outside central band per profile



Percentage of saturation errors per profile



5. Trace gas profiles

5.1 Ozone statistics based on quality of products

The final quality of the products can be "measured" using the STD (Standard Deviation) attached to every point profile. This information is written to the parameter GOM_NL__2P/NL_LOCAL_SPECIES_DENSITY/o3_std of the level 2 products. The table below shows the statistics for given STD ranges.

The statistics are given with respect to the overall valid production:

- Products without fatal errors: GOM_NL__2P/MPH/PRODUCT_ERR=0
- Valid point profile: GOM_NL__2P/NL_LOCAL_SPECIES_DENSITY/pcd(0)=0

The 'Criteria' is applied to valid points of dark limb products:

- Products in dark limb illumination condition: GOM_NL__2P/NL_SUMMARY_QUALITY/obs_ill_cond=0
- Products without fatal errors: GOM_NL__2P/MPH/PRODUCT_ERR=0
- Valid point profile: GOM_NL__2P/NL_LOCAL_SPECIES_DENSITY/pcd(0)=0

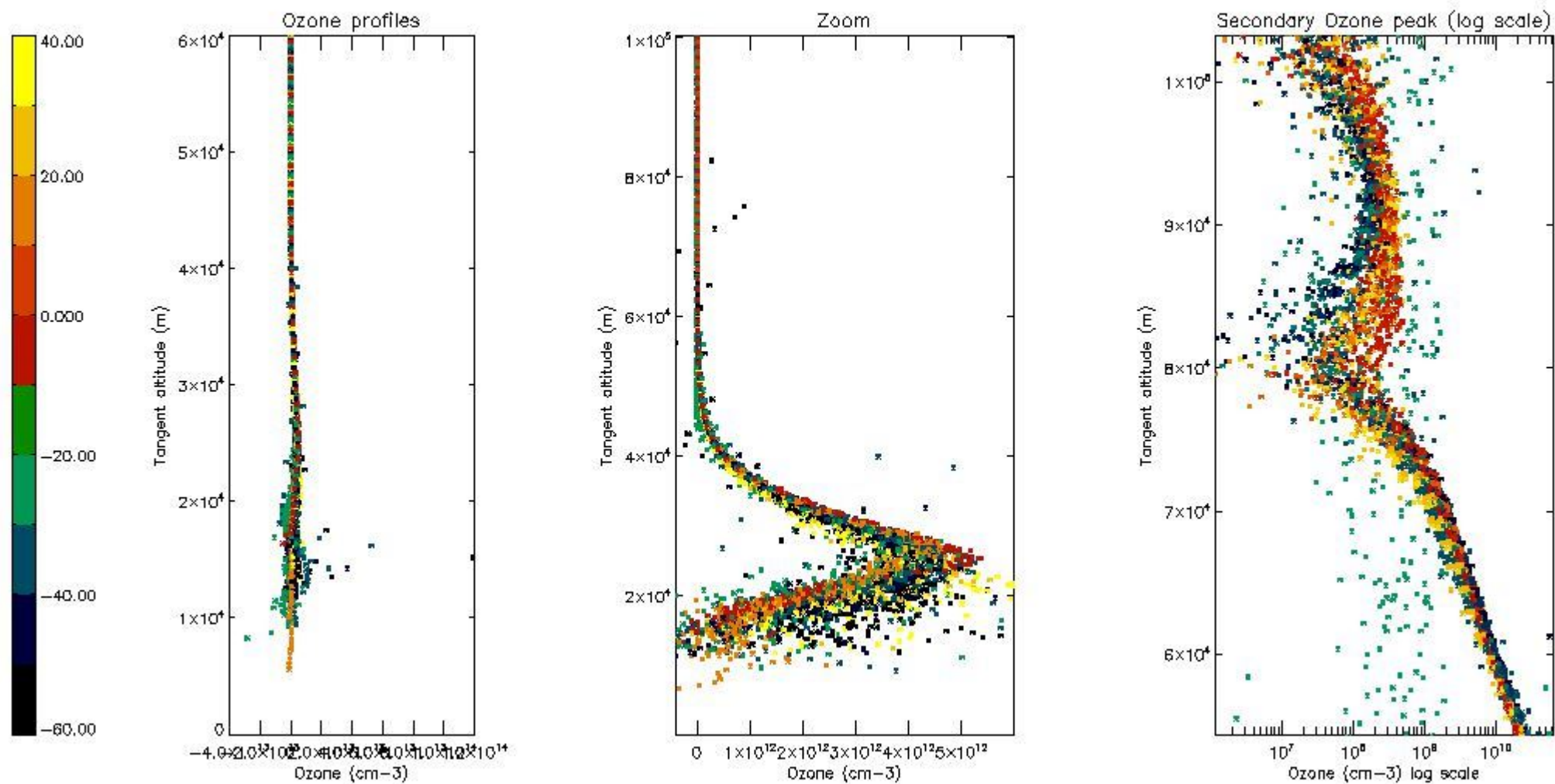
So, the table below shows the percentage of dark limb and valid observations for each criteria with respect to the overall valid daily observations.

Criteria	% of total production
All STD	53
STD < 20	30

STD < 10	25
STD < 5	17

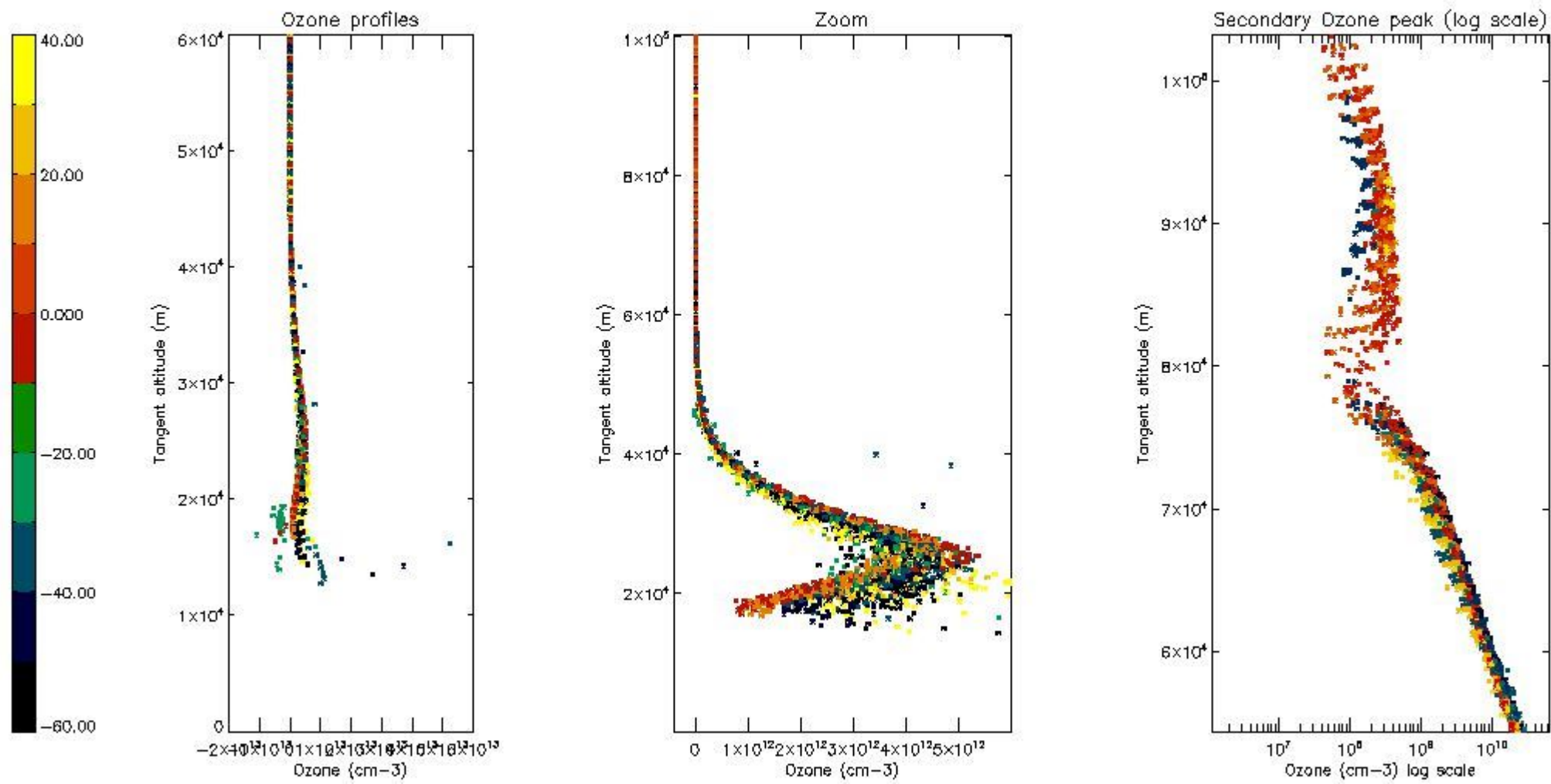
5.2 Plot ozone profiles for all STD (dark without errors)

The colorbar represents the latitude.



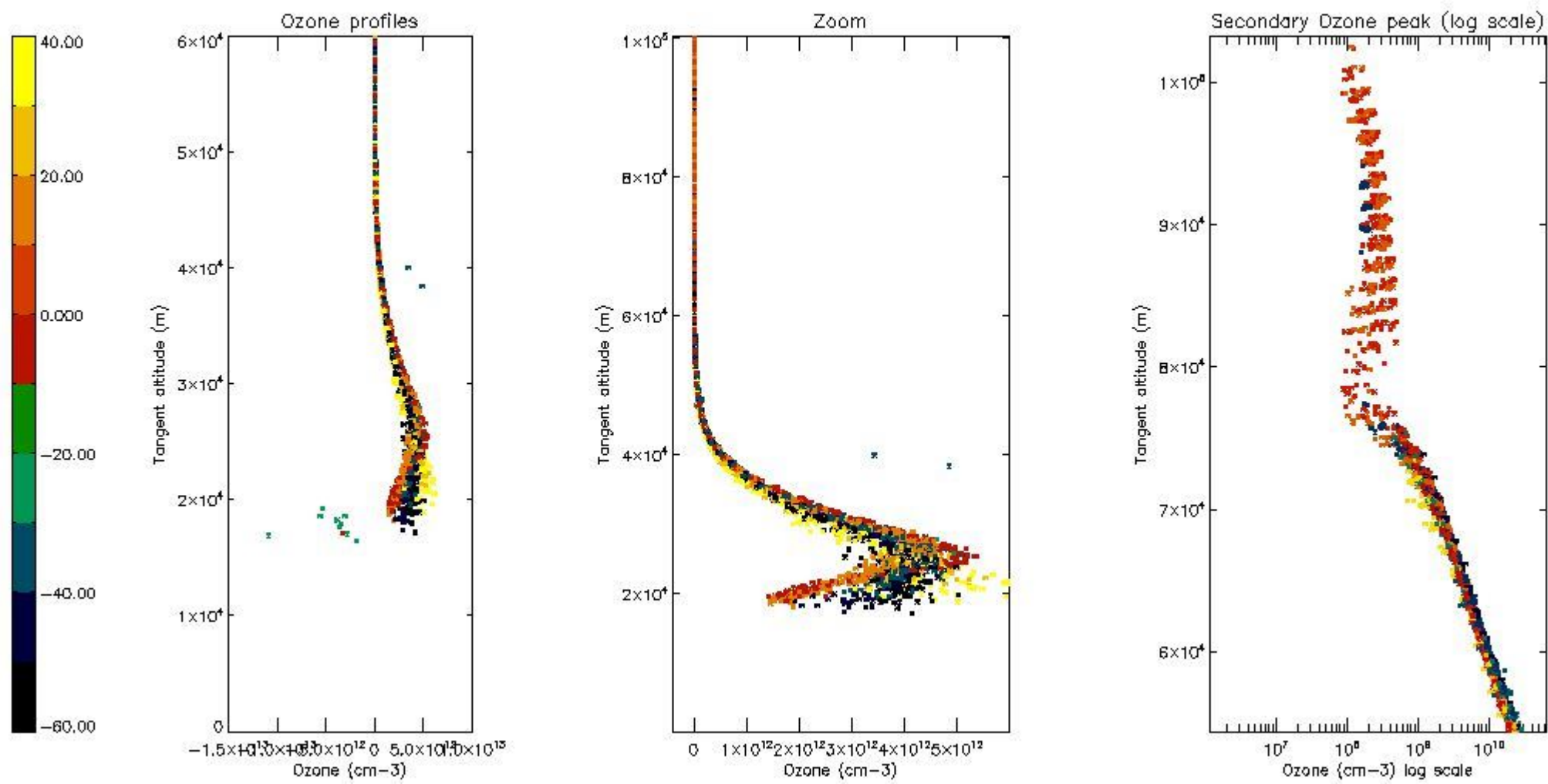
5.3 Plot ozone profiles where STD < 20% (dark without errors)

The colorbar represents the latitude.



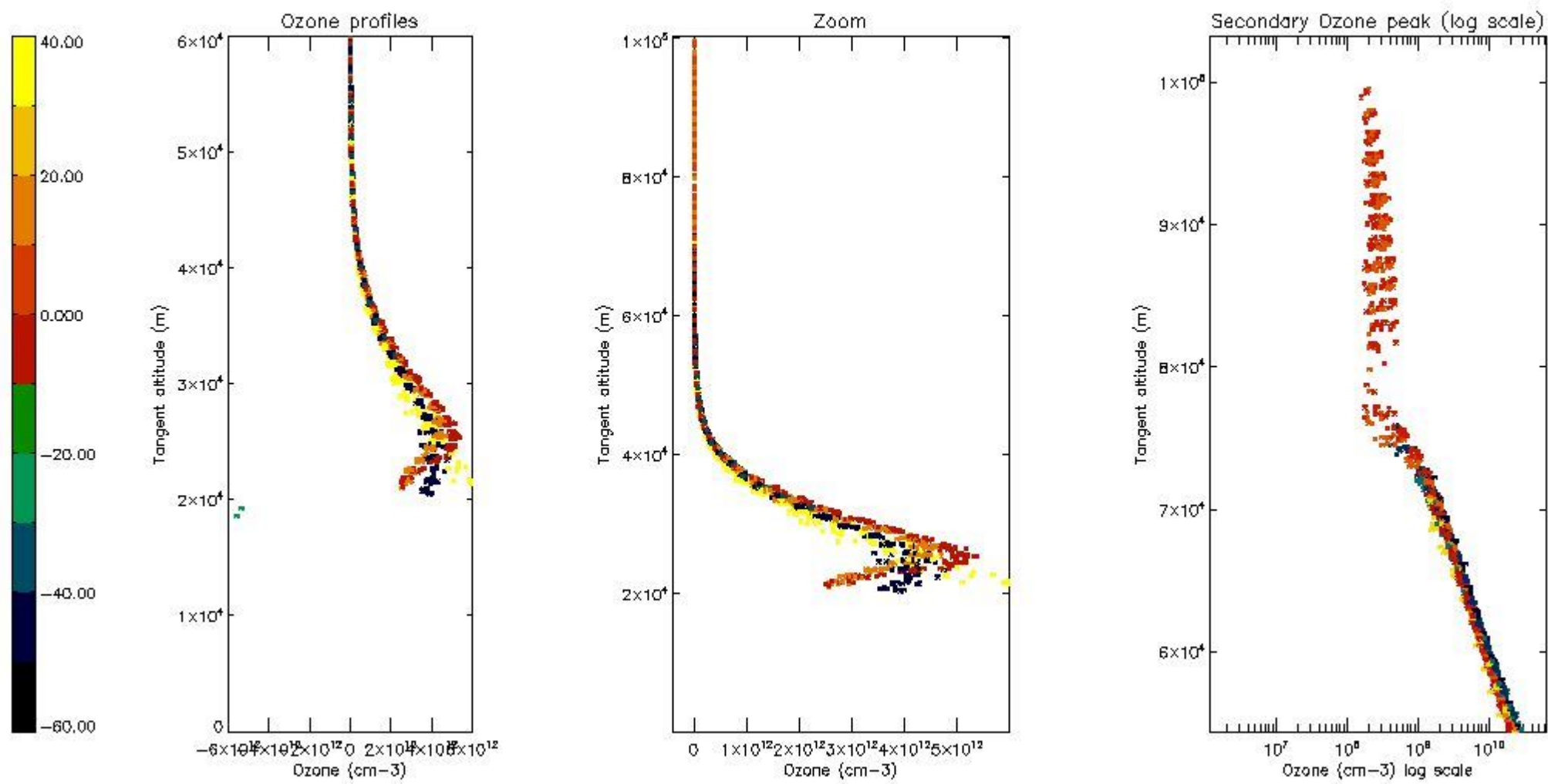
5.4 Plot ozone profiles where STD < 10% (dark without errors)

The colorbar represents the latitude.



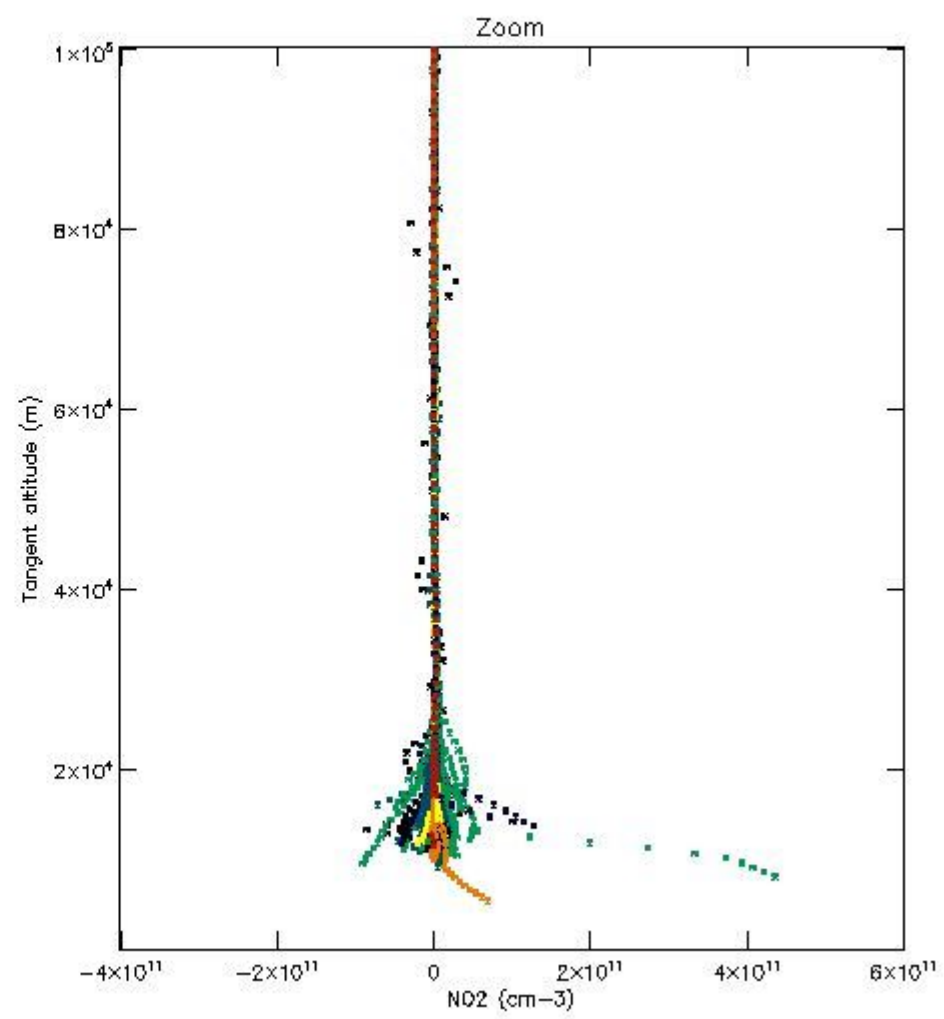
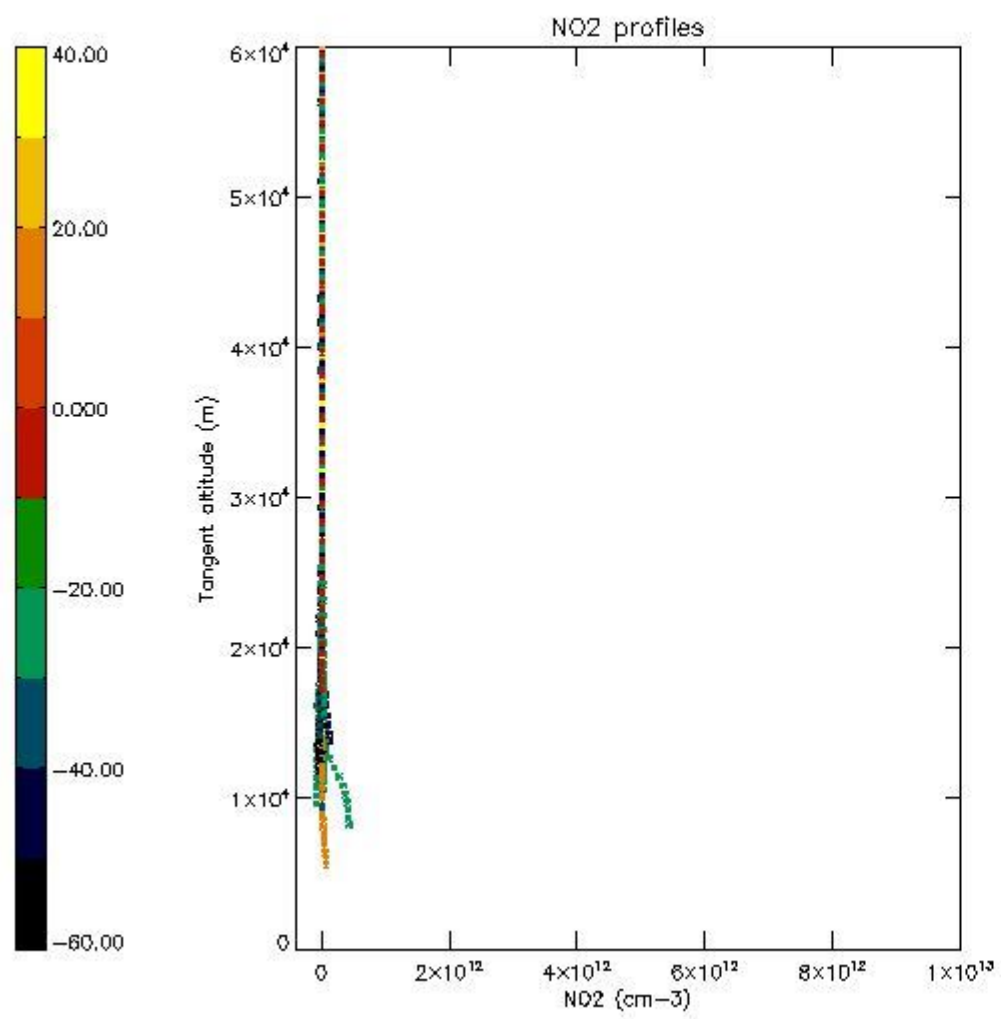
5.5 Plot ozone profiles where STD < 5% (dark without errors)

The colorbar represents the latitude.



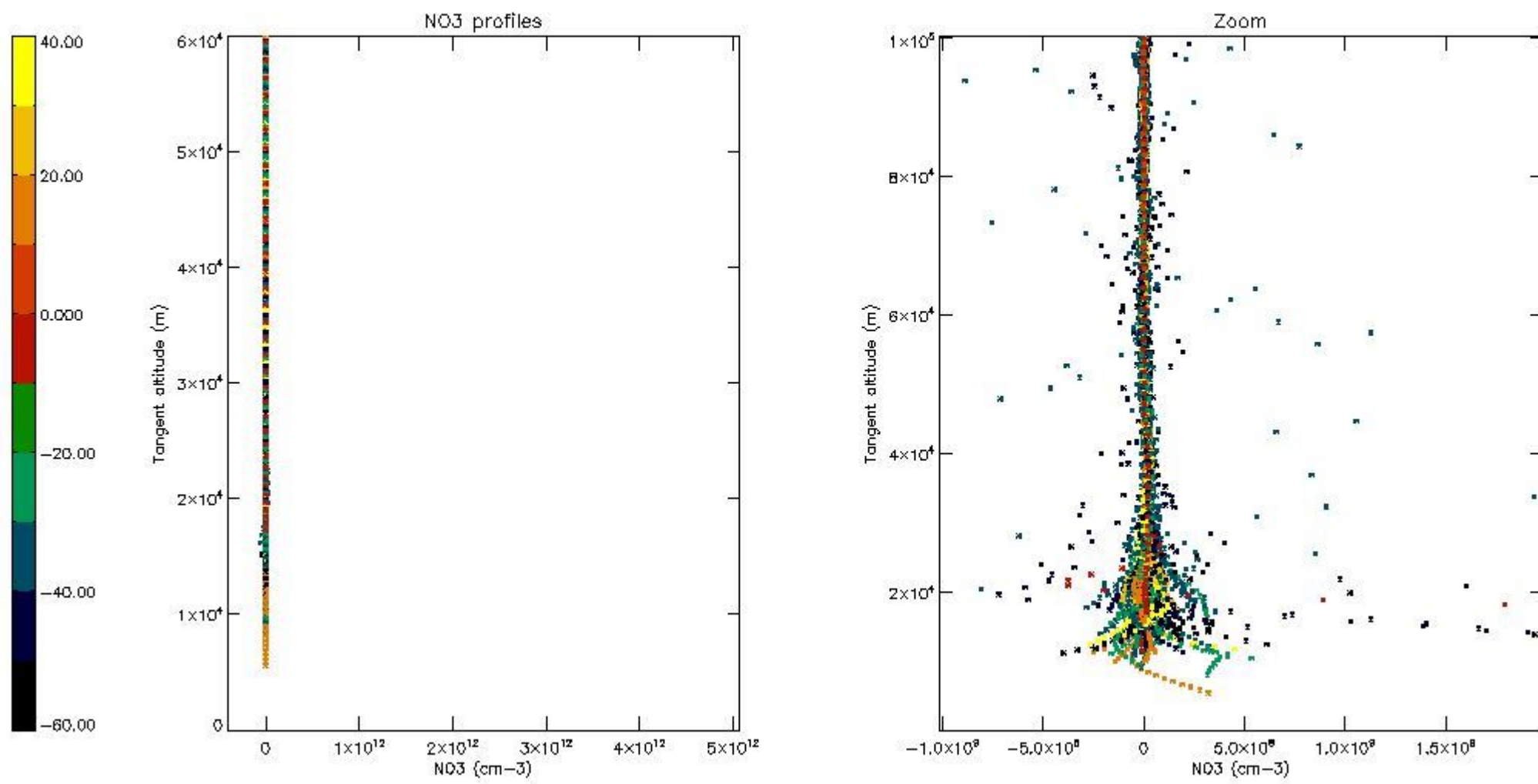
5.6 Plot NO₂ profiles for all STD (dark without errors)

The colorbar represents the latitude.



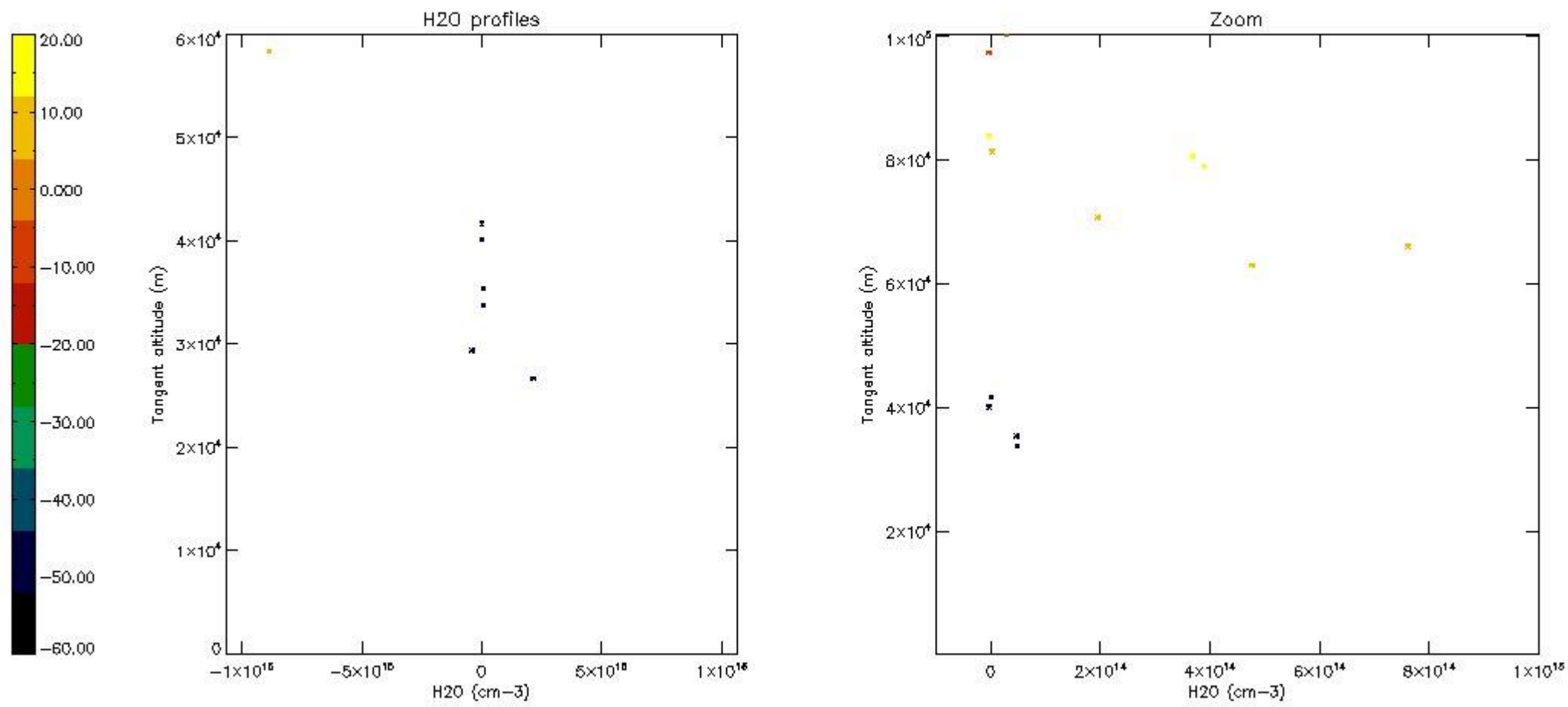
5.7 Plot NO3 profiles for all STD (dark without errors)

The colorbar represents the latitude.



5.8 Plot H2O profiles for all STD (only for occultations of stars 1,2,3,4,13,14,16,26,63 dark without errors)

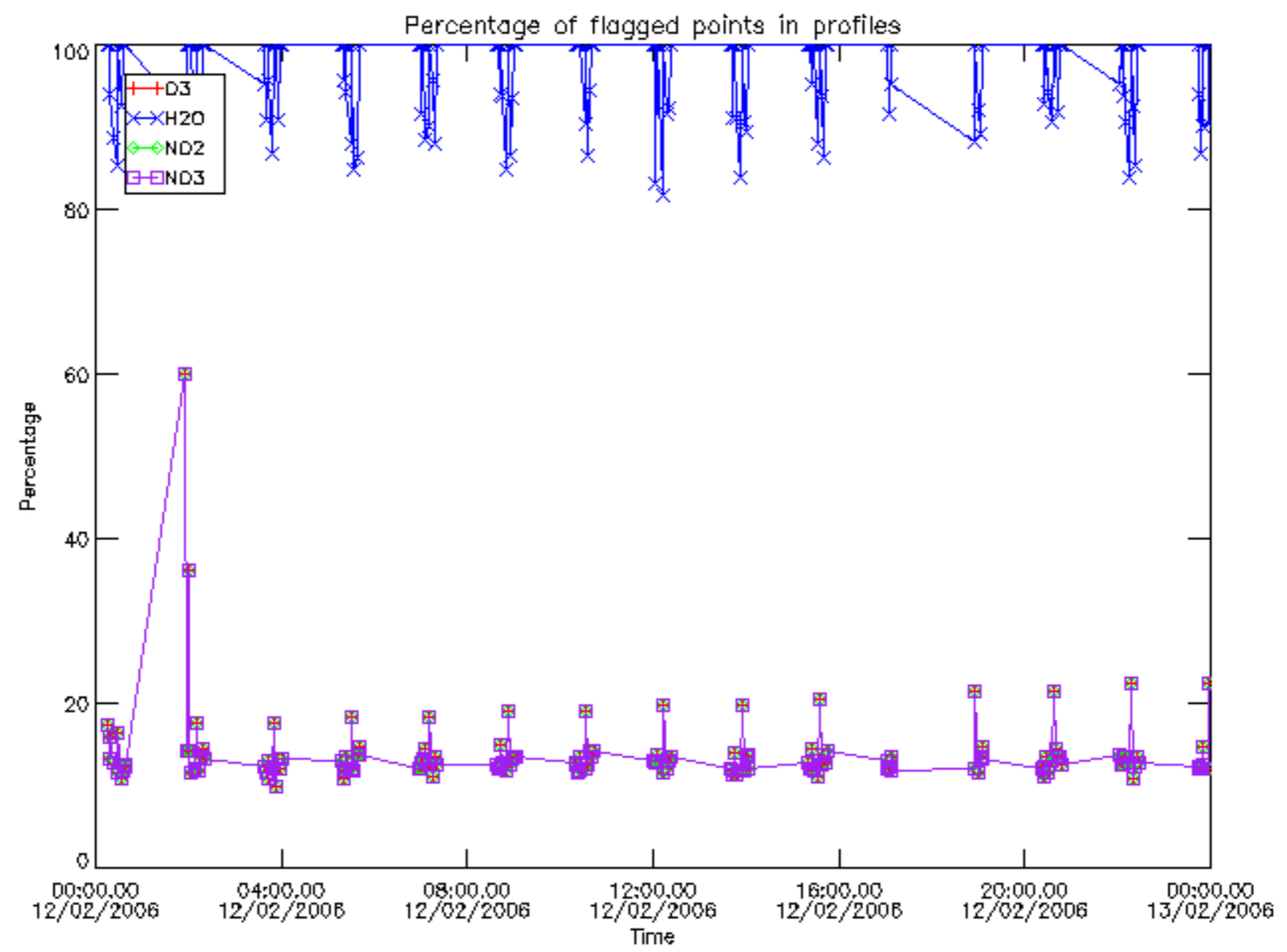
The colorbar represents the latitude.



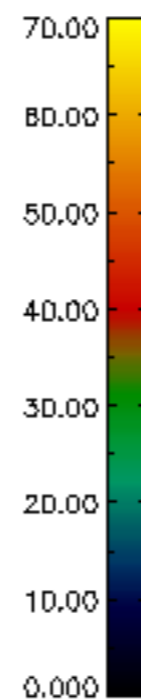
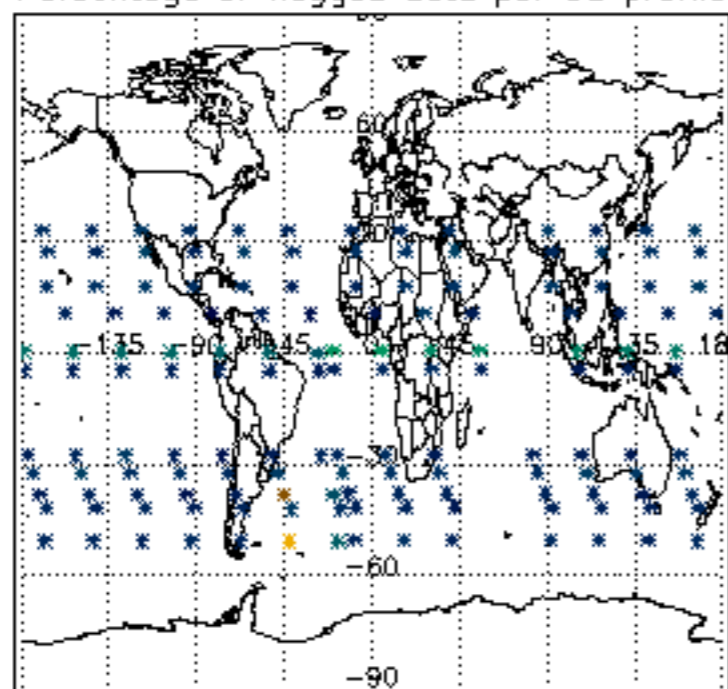
6. Auxiliary Data Files used for the production reported in section 2

The number reported in the third column indicates since which file (see list in section 2) the corresponding auxiliary file has been used. The fourth column is the date of those product files.

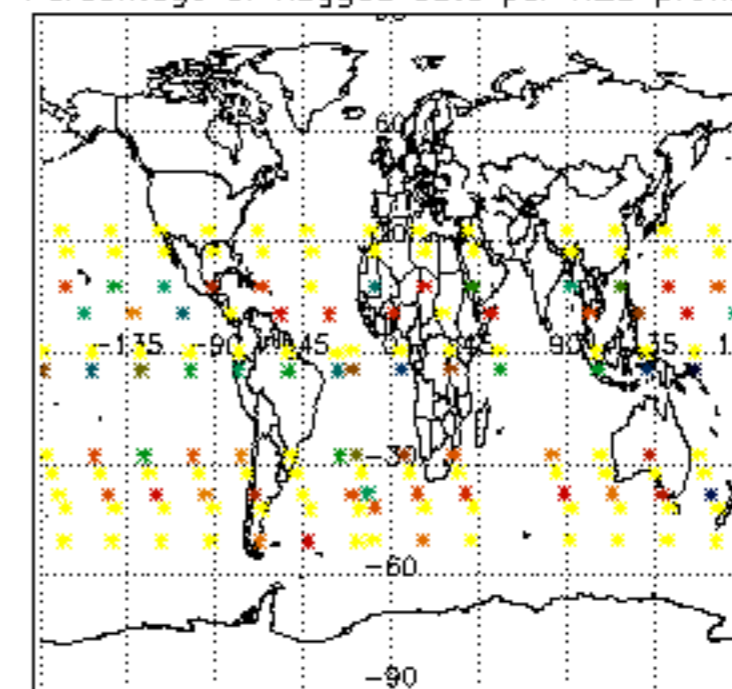
Type	Auxiliary Filename	Used since product	Used since product date
INST_PHYS_CHARACTERISTICS	GOM_INS_AXVIEC20091111_143220_20030716_120000_20500101_000000	1	12-FEB-2006 00:01:31
LEVEL-2_PROC_CONFIG	GOM_PR2_AXVIEC20091111_152718_20020301_000000_20500101_000000	1	12-FEB-2006 00:01:31
CROSS_SECTIONS_FILE	GOM_CRS_AXVIEC20091111_154832_20020301_000000_20500101_000000	1	12-FEB-2006 00:01:31



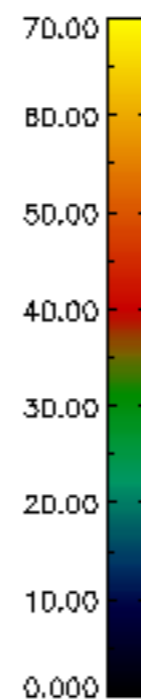
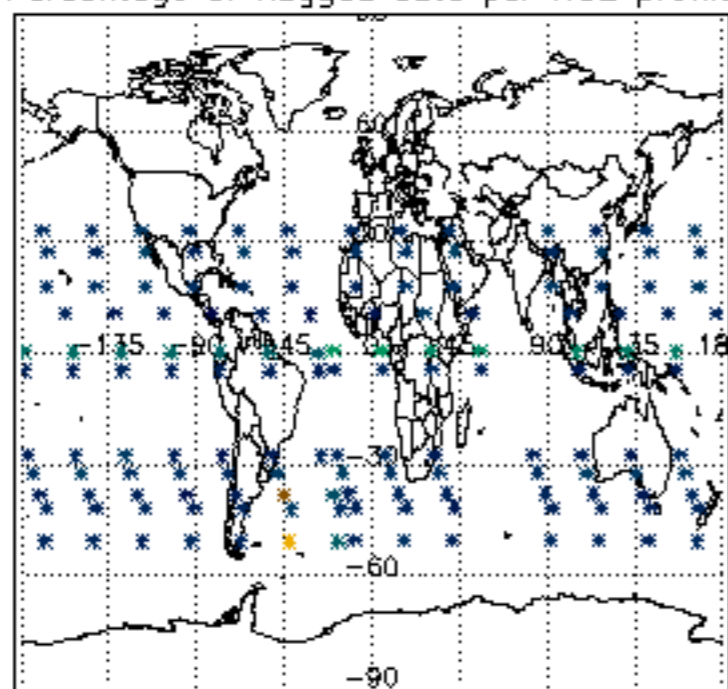
Percentage of flagged data per D3 profile



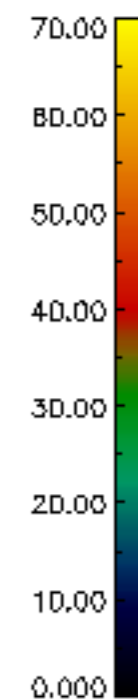
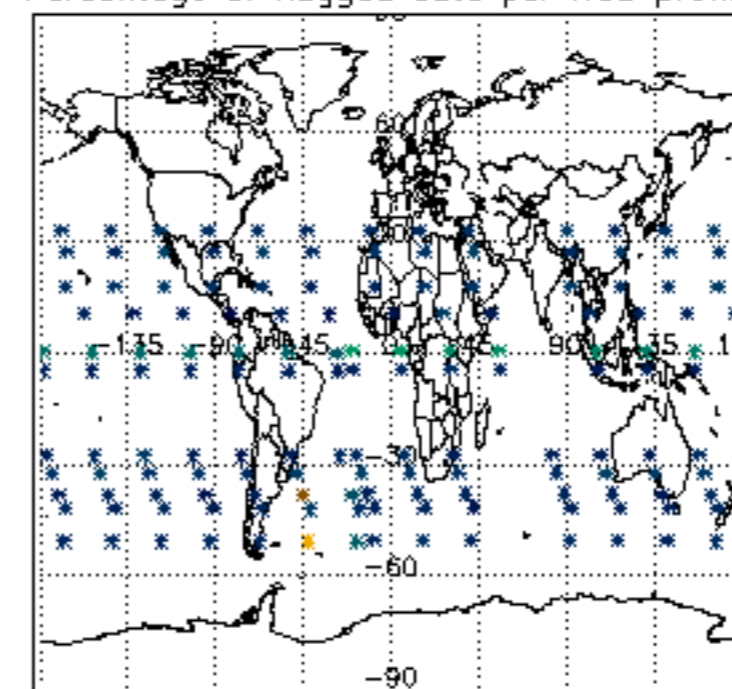
Percentage of flagged data per H2O profile

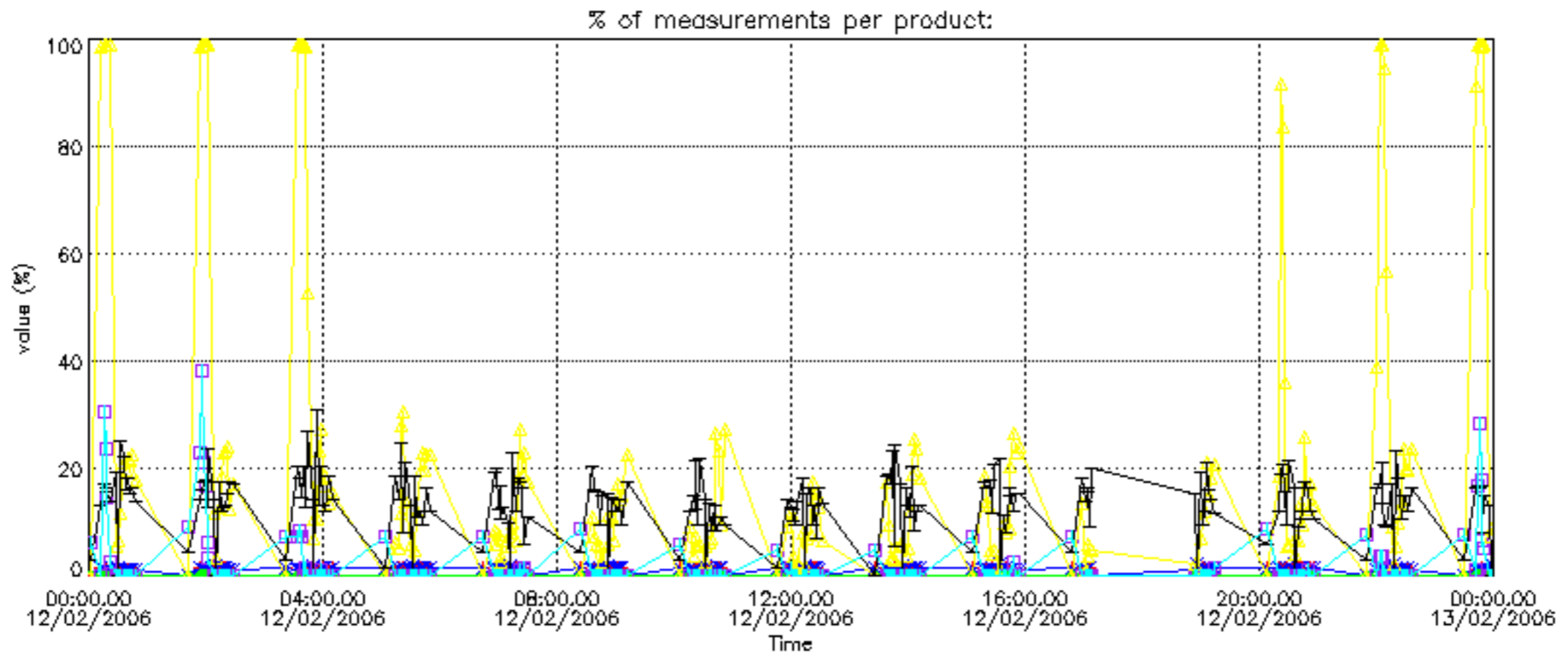


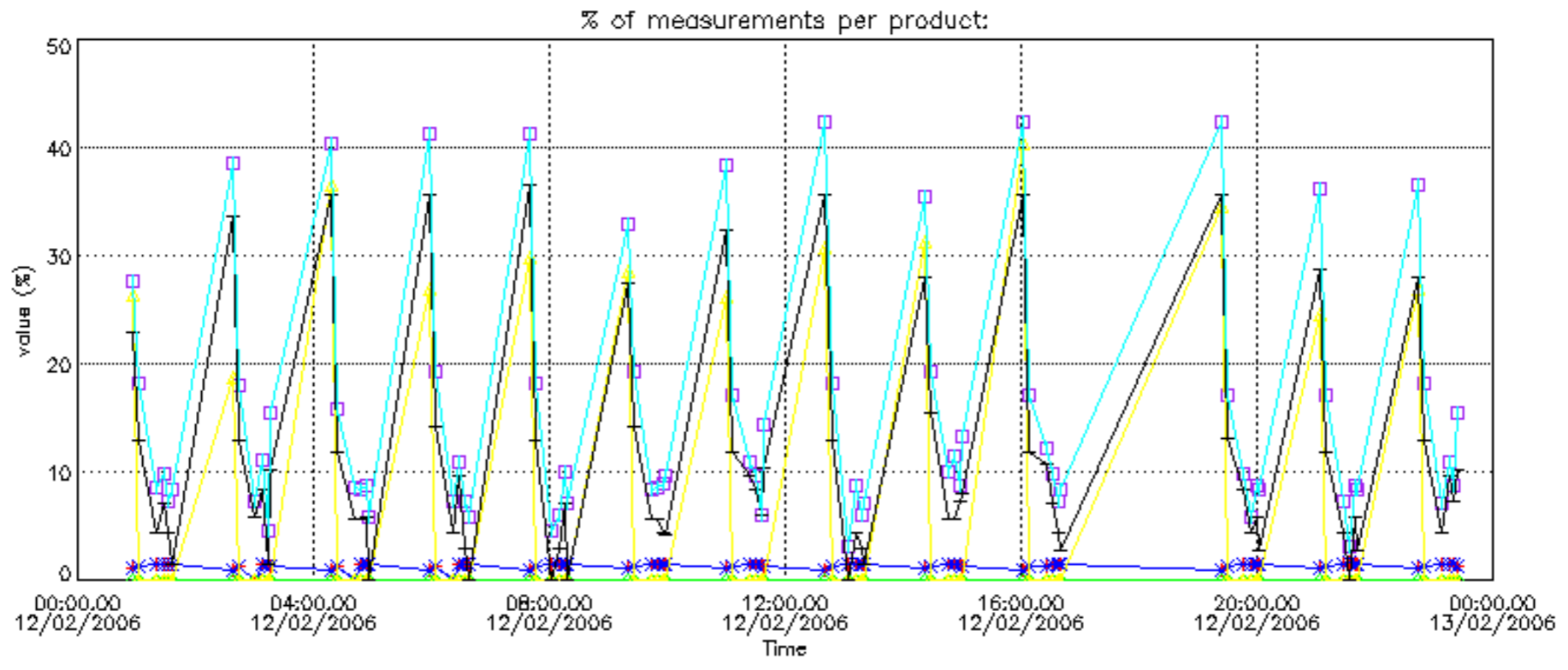
Percentage of flagged data per NO2 profile



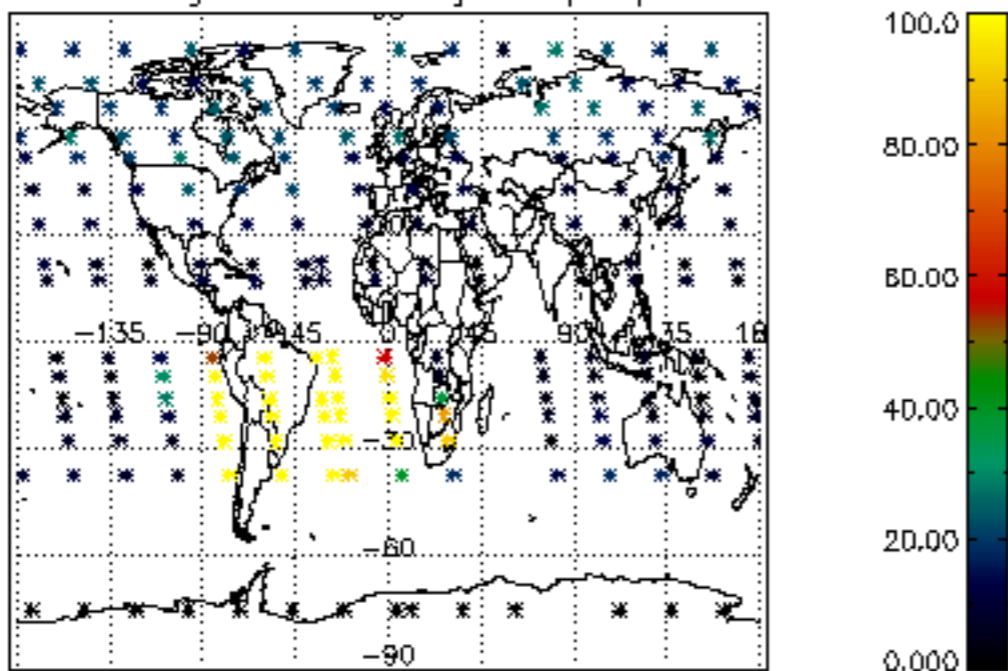
Percentage of flagged data per NO3 profile



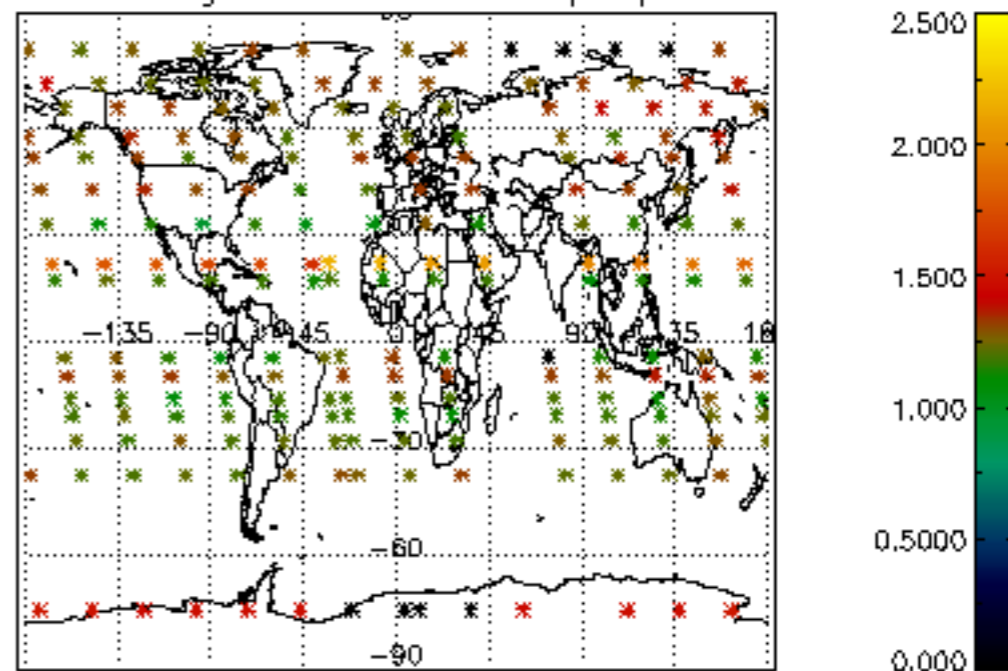




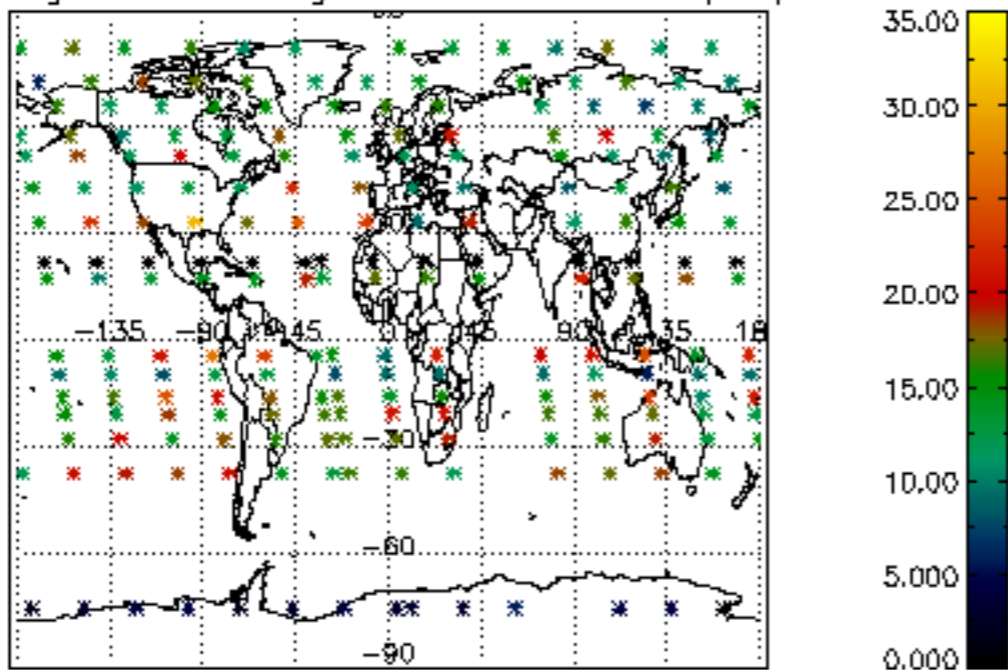
Percentage of cosmic ray hits per profile



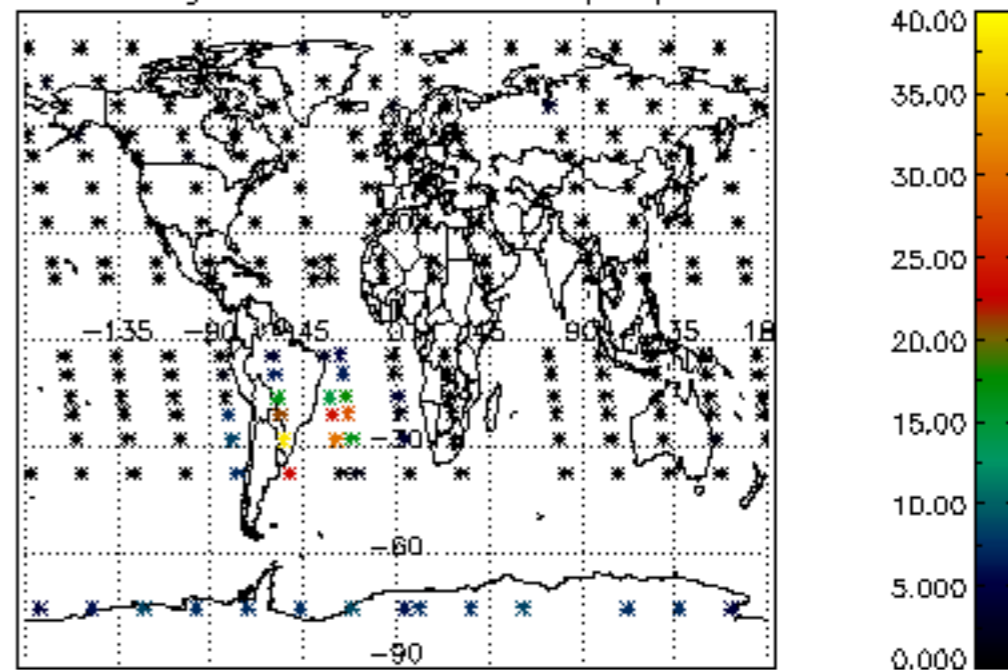
Percentage of datation errors per profile



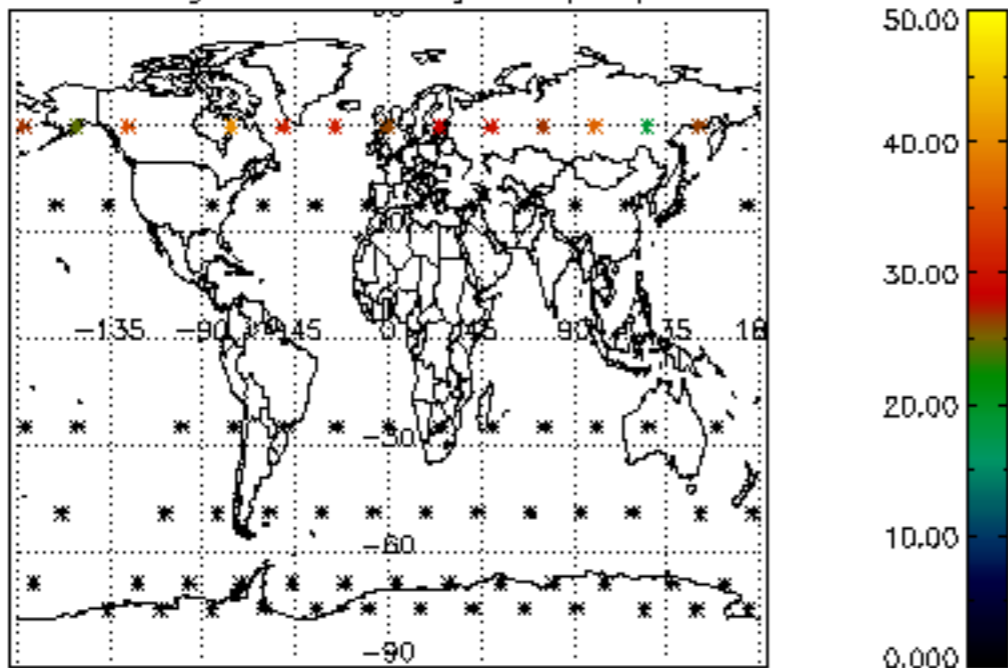
Percentage of star falling outside central band per profile



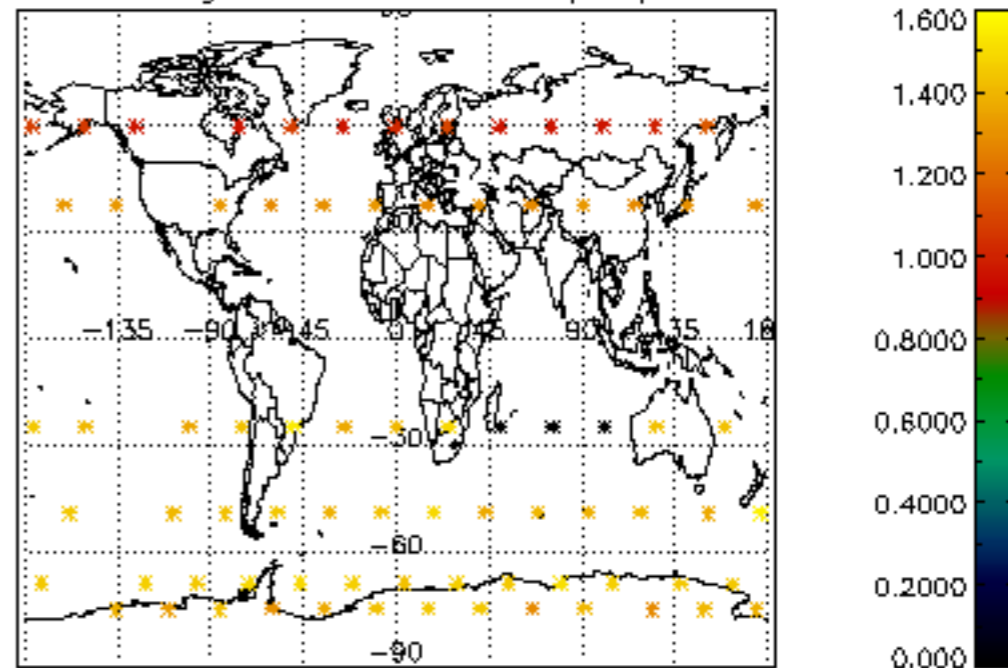
Percentage of saturation errors per profile



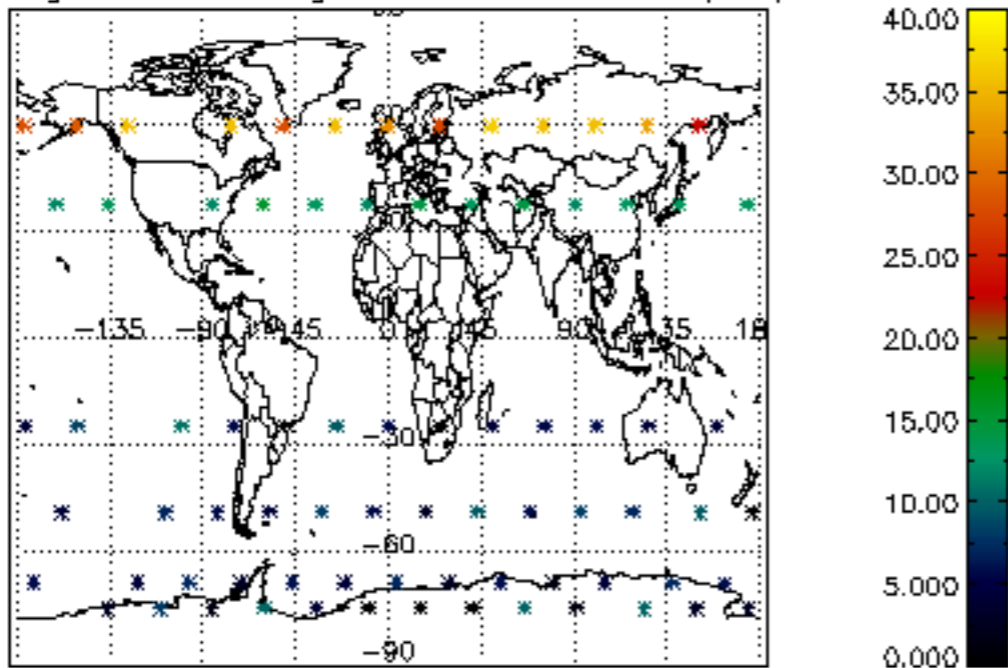
Percentage of cosmic ray hits per profile



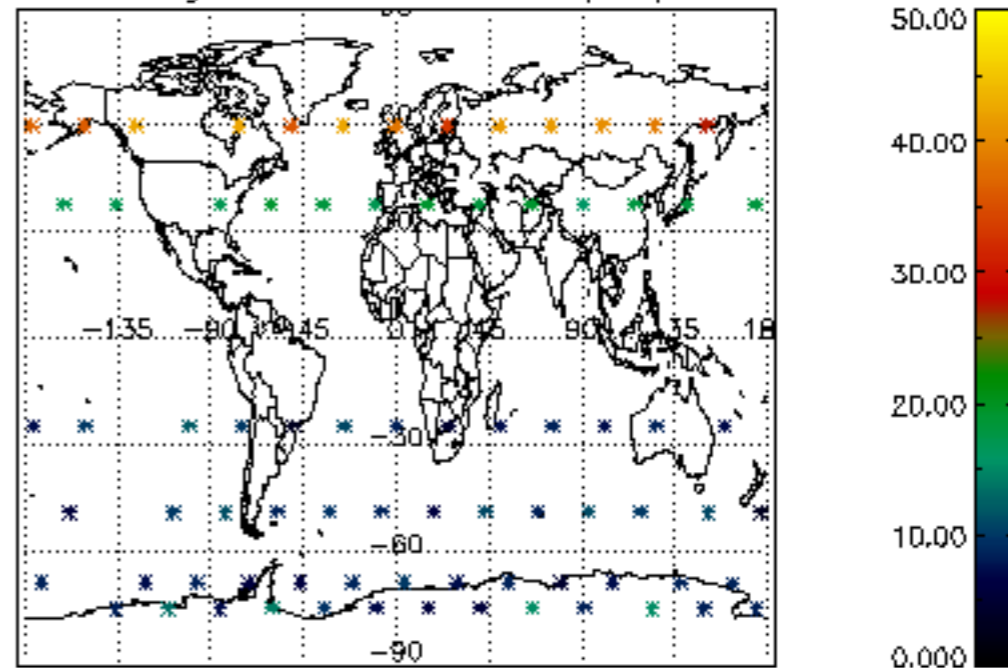
Percentage of datation errors per profile

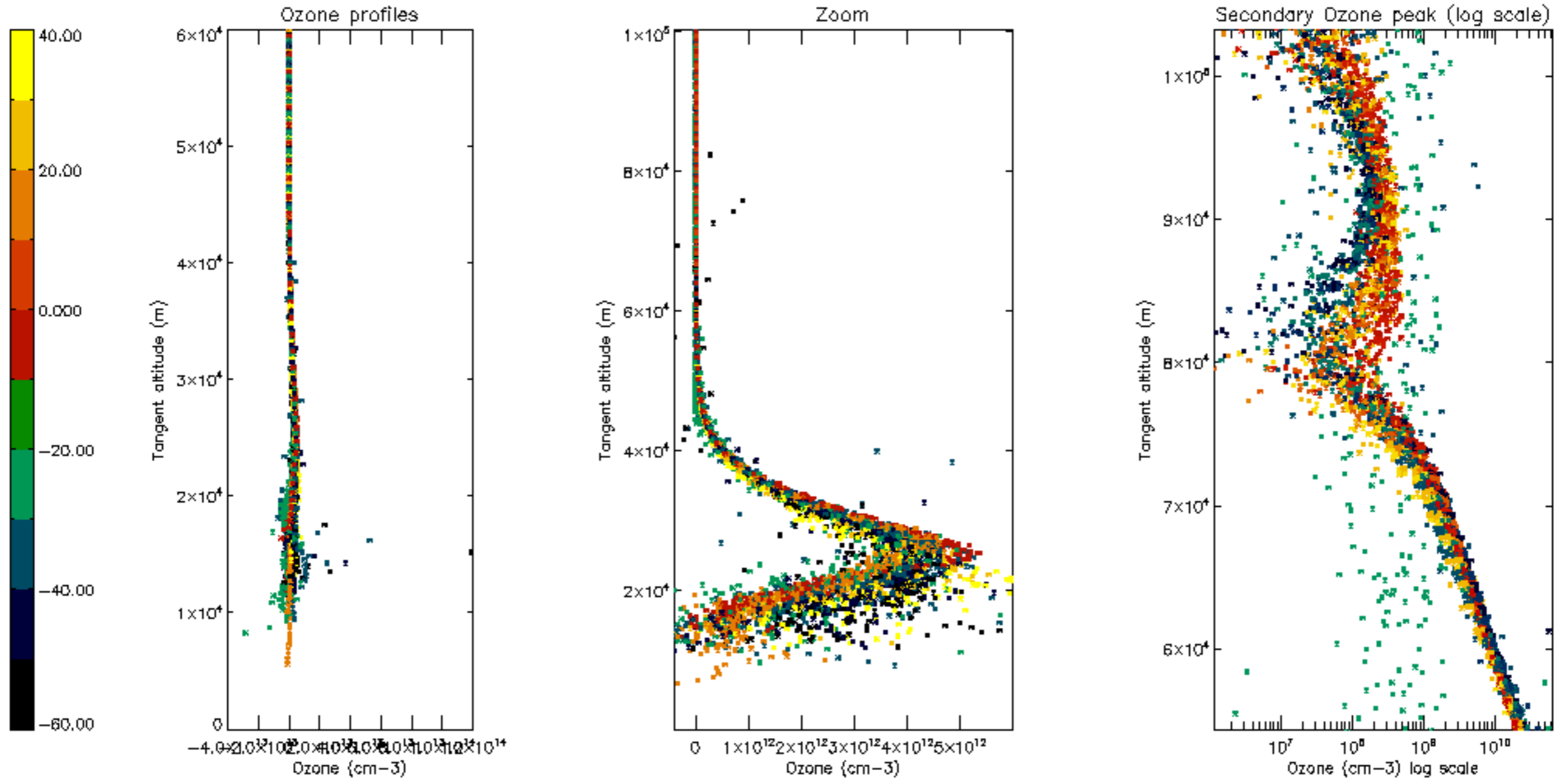


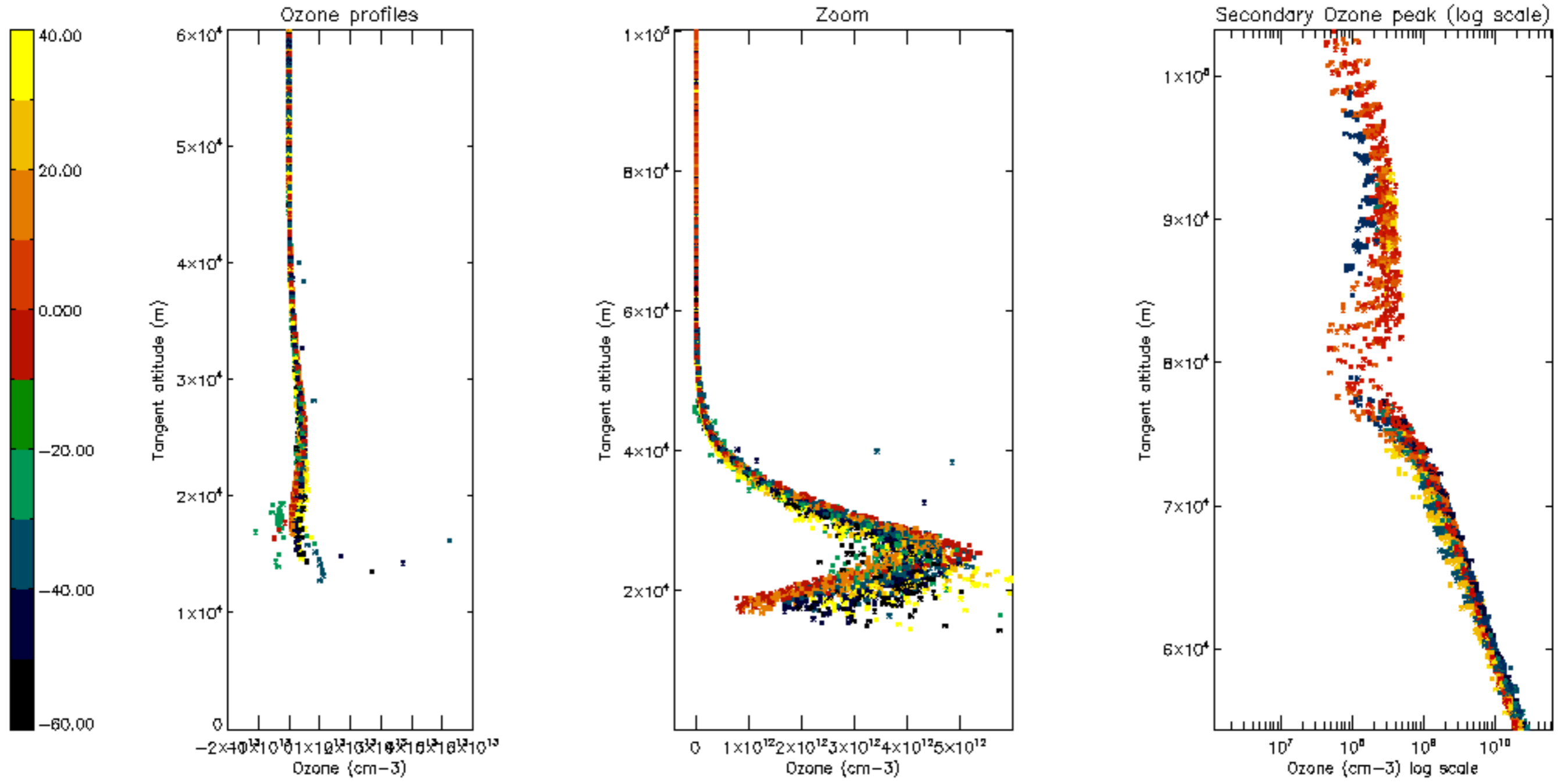
Percentage of star falling outside central band per profile

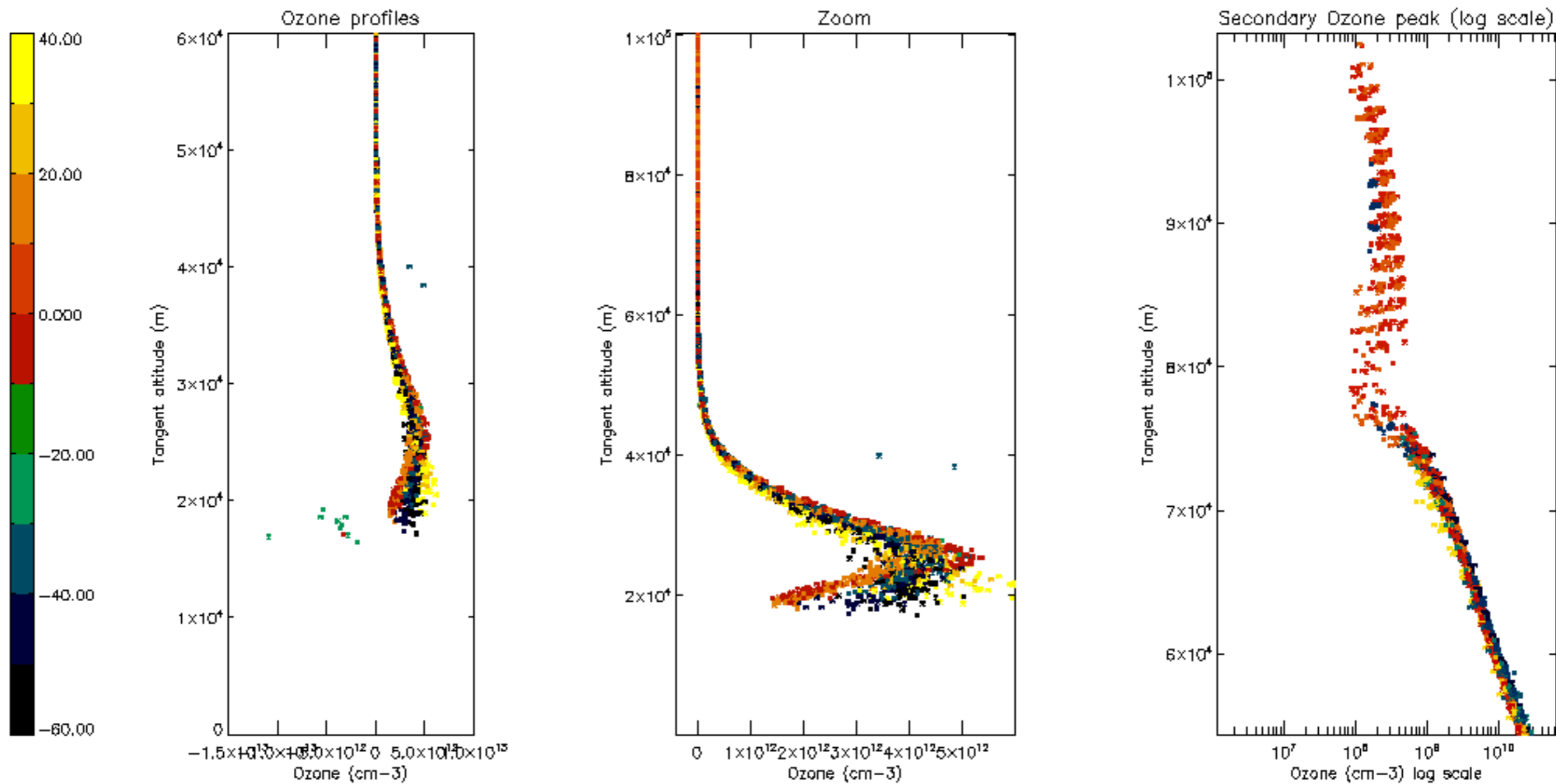


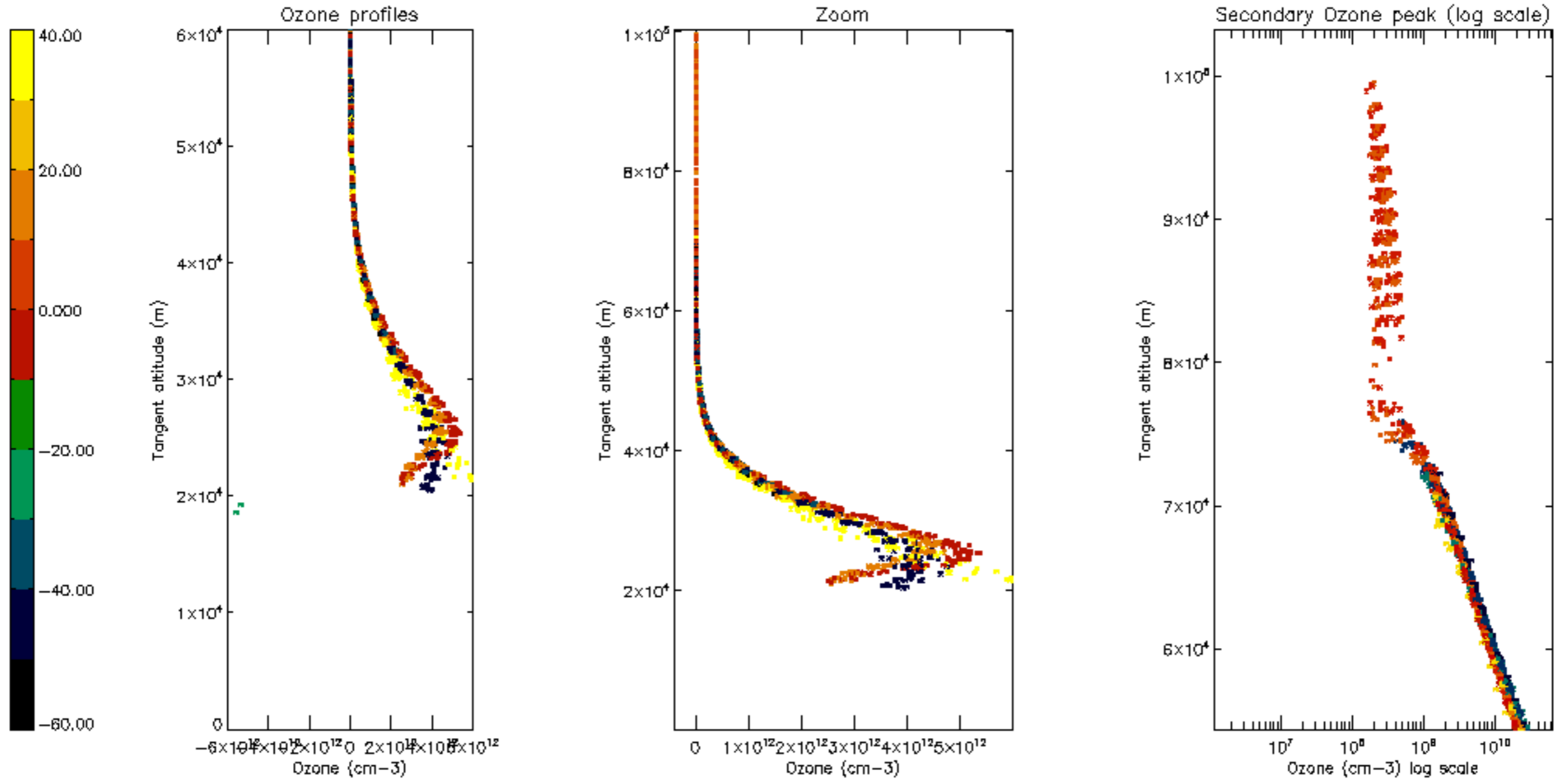
Percentage of saturation errors per profile

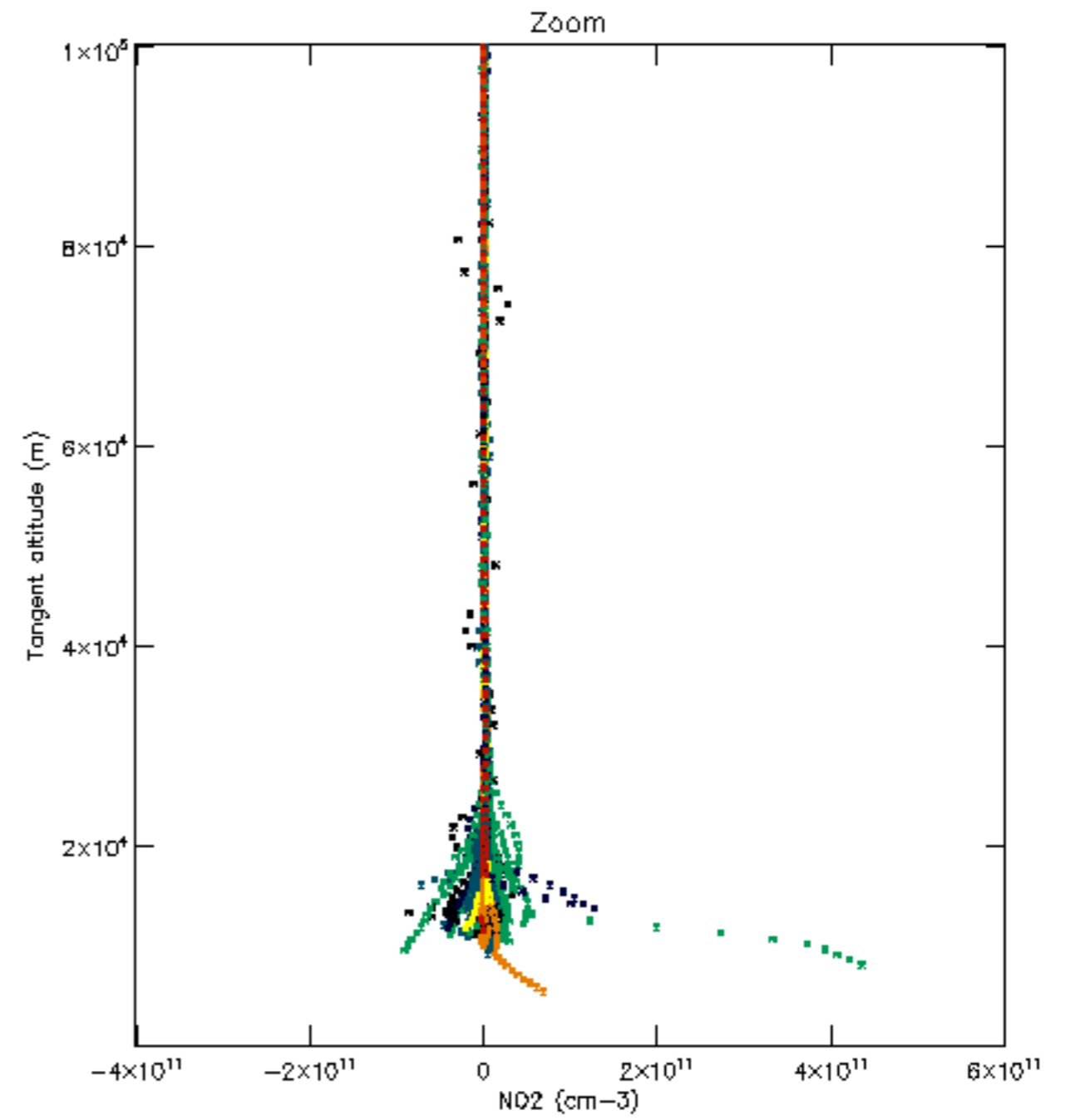
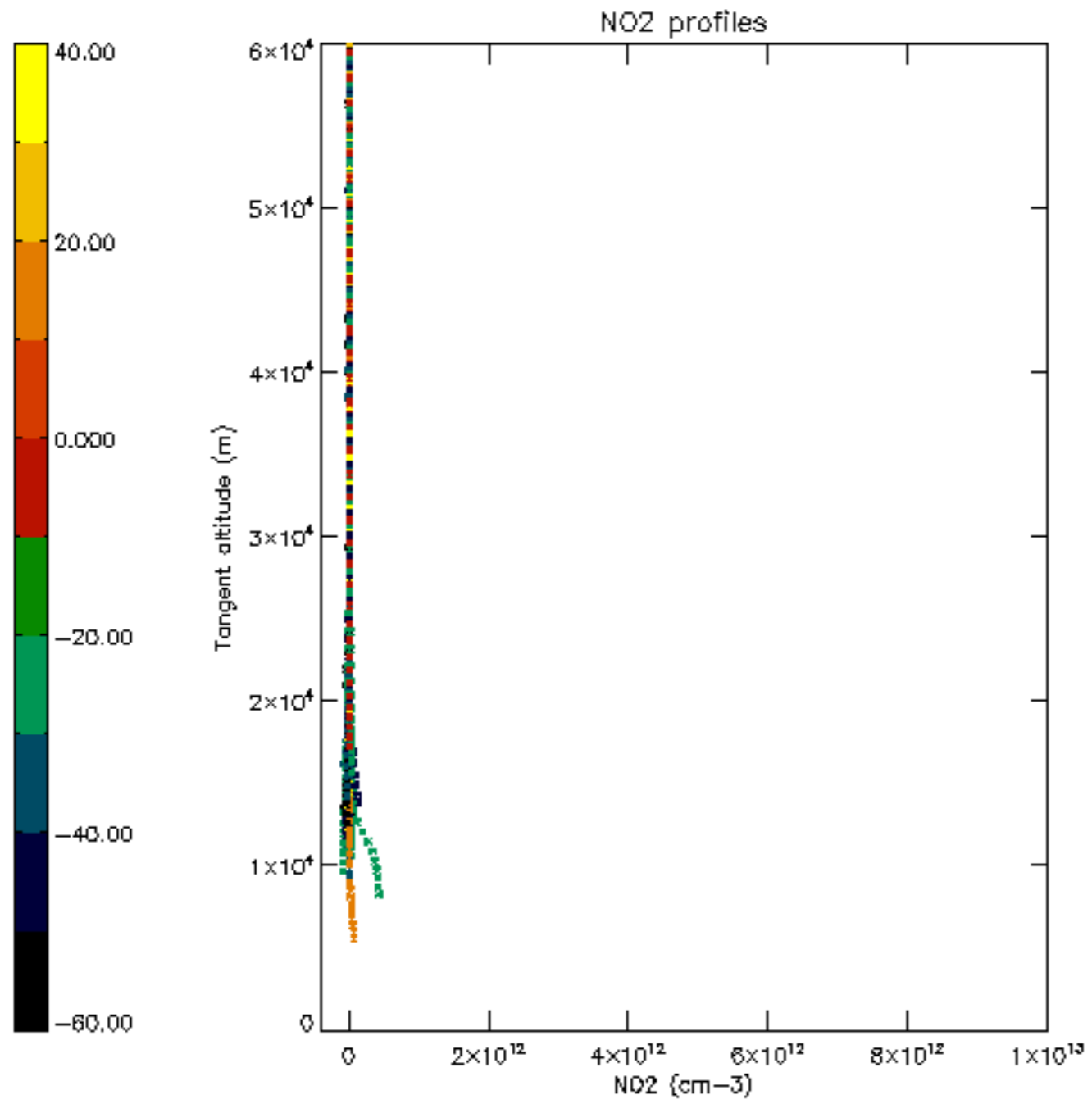


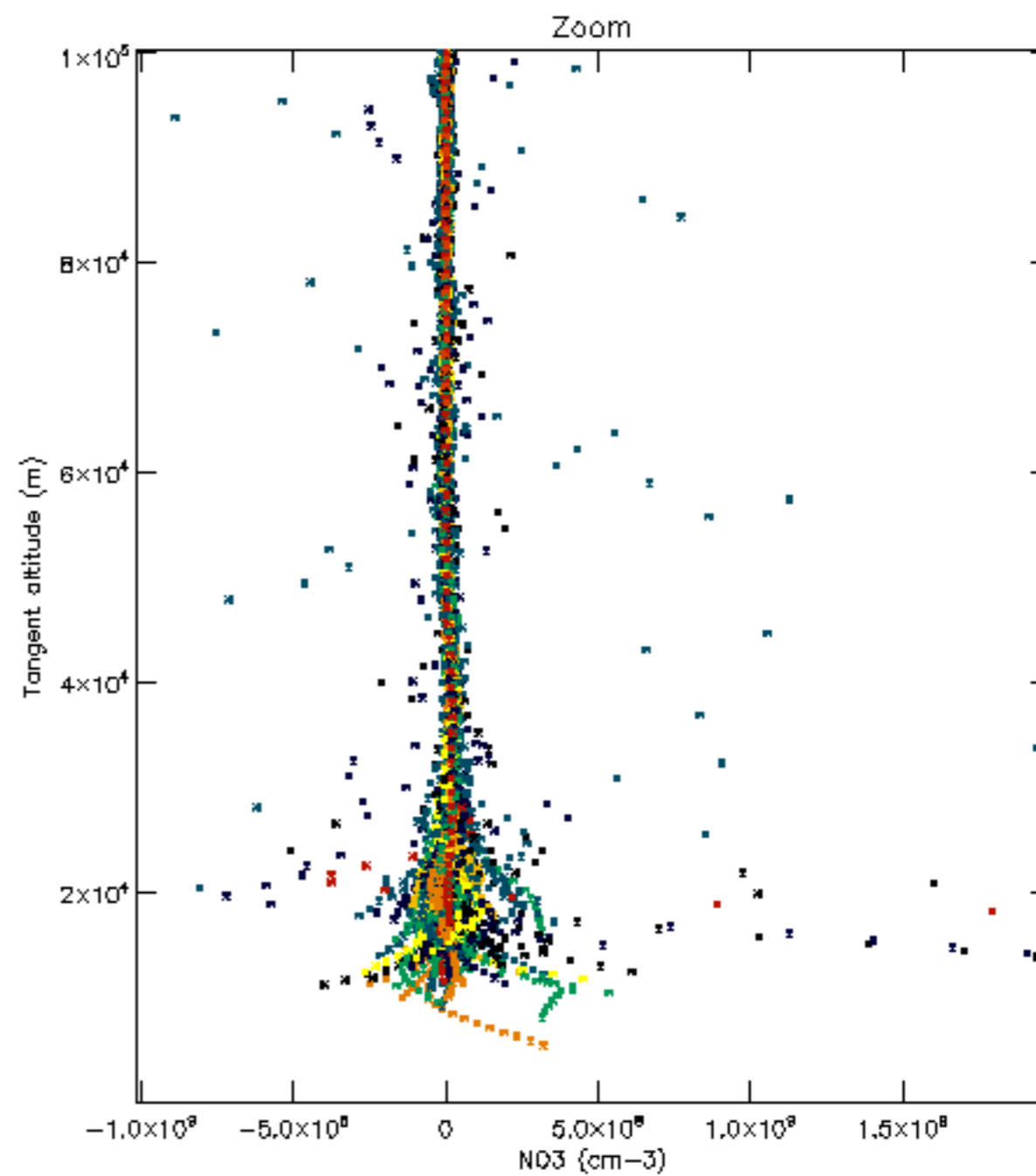
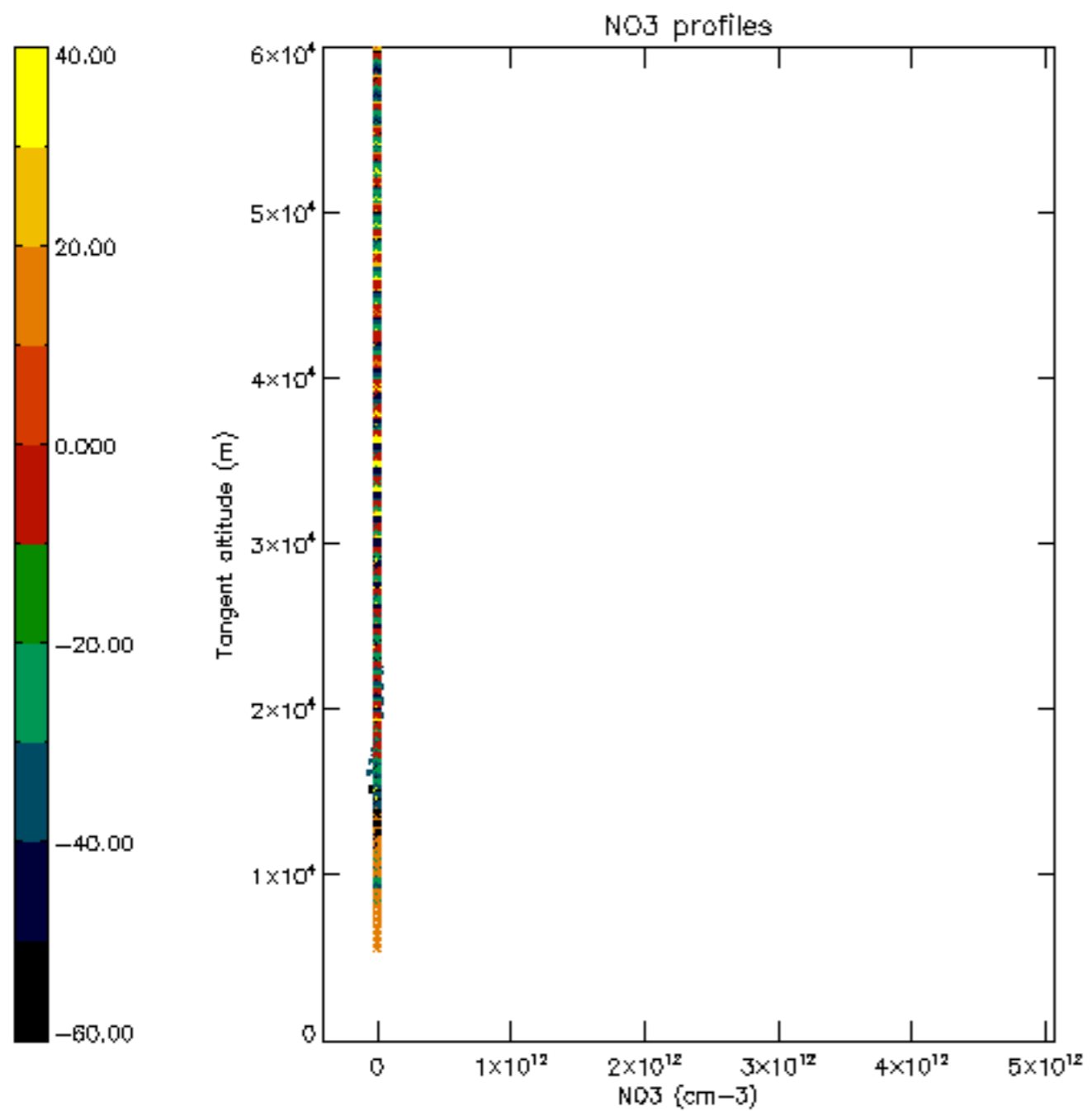


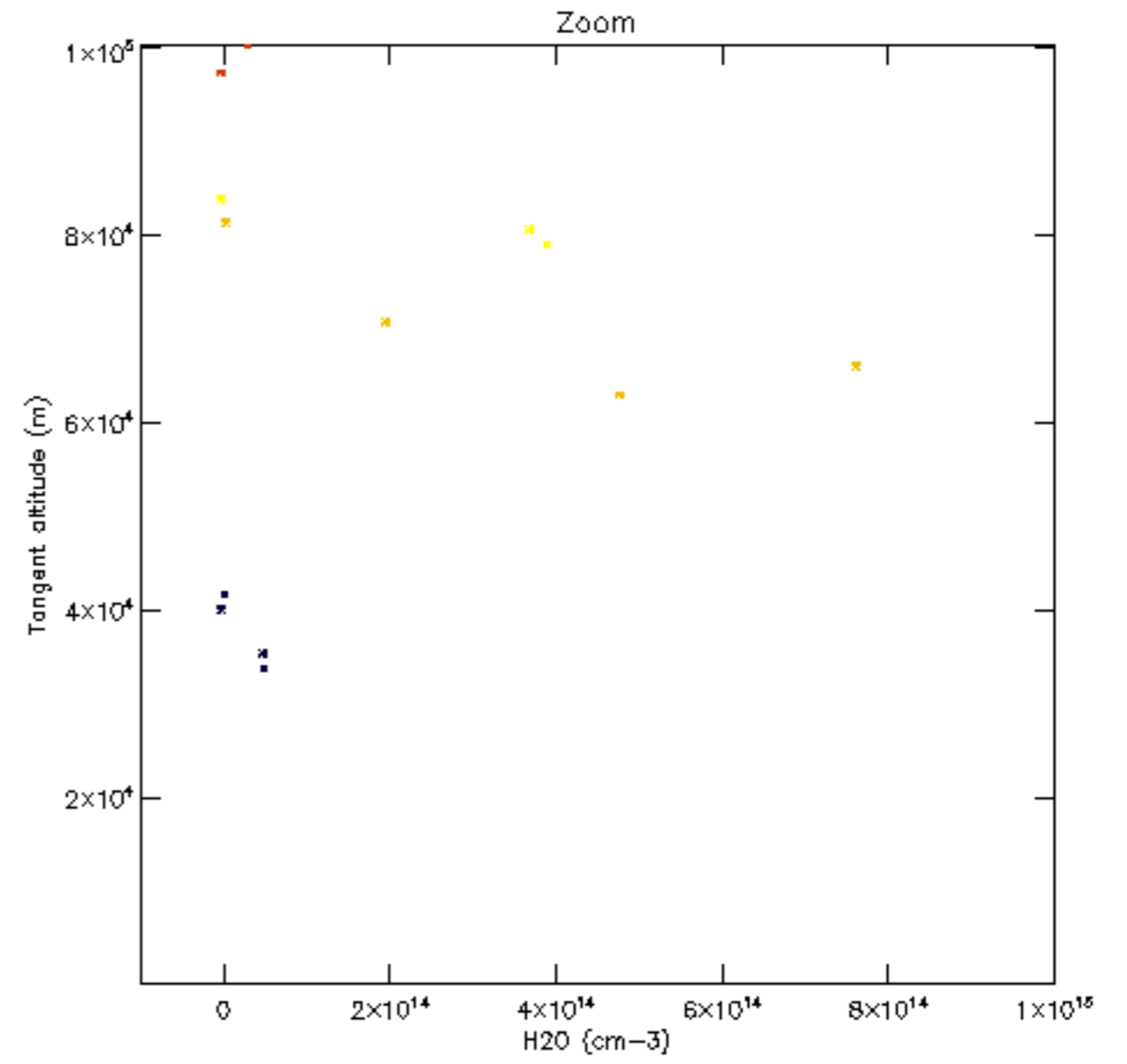
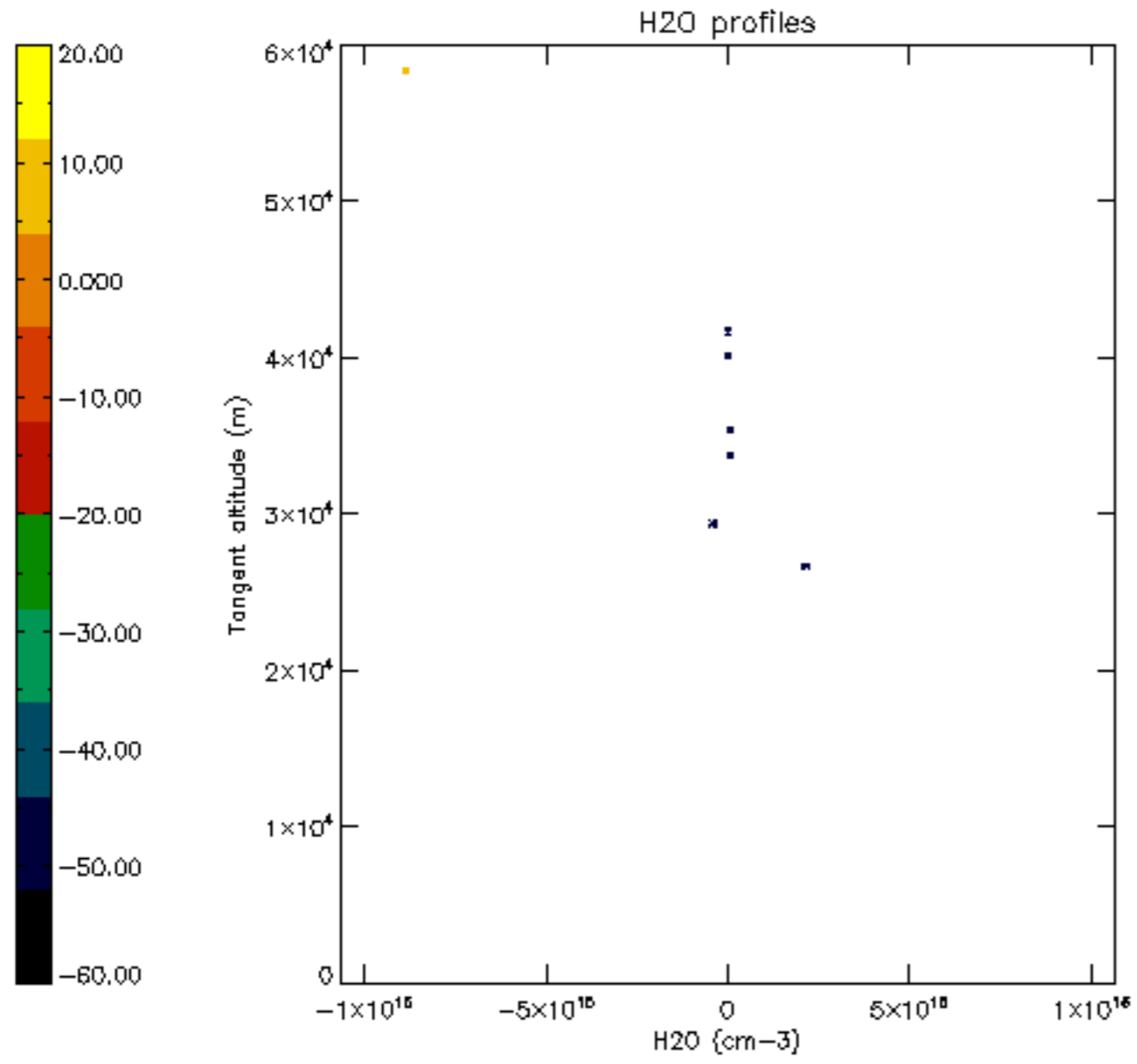


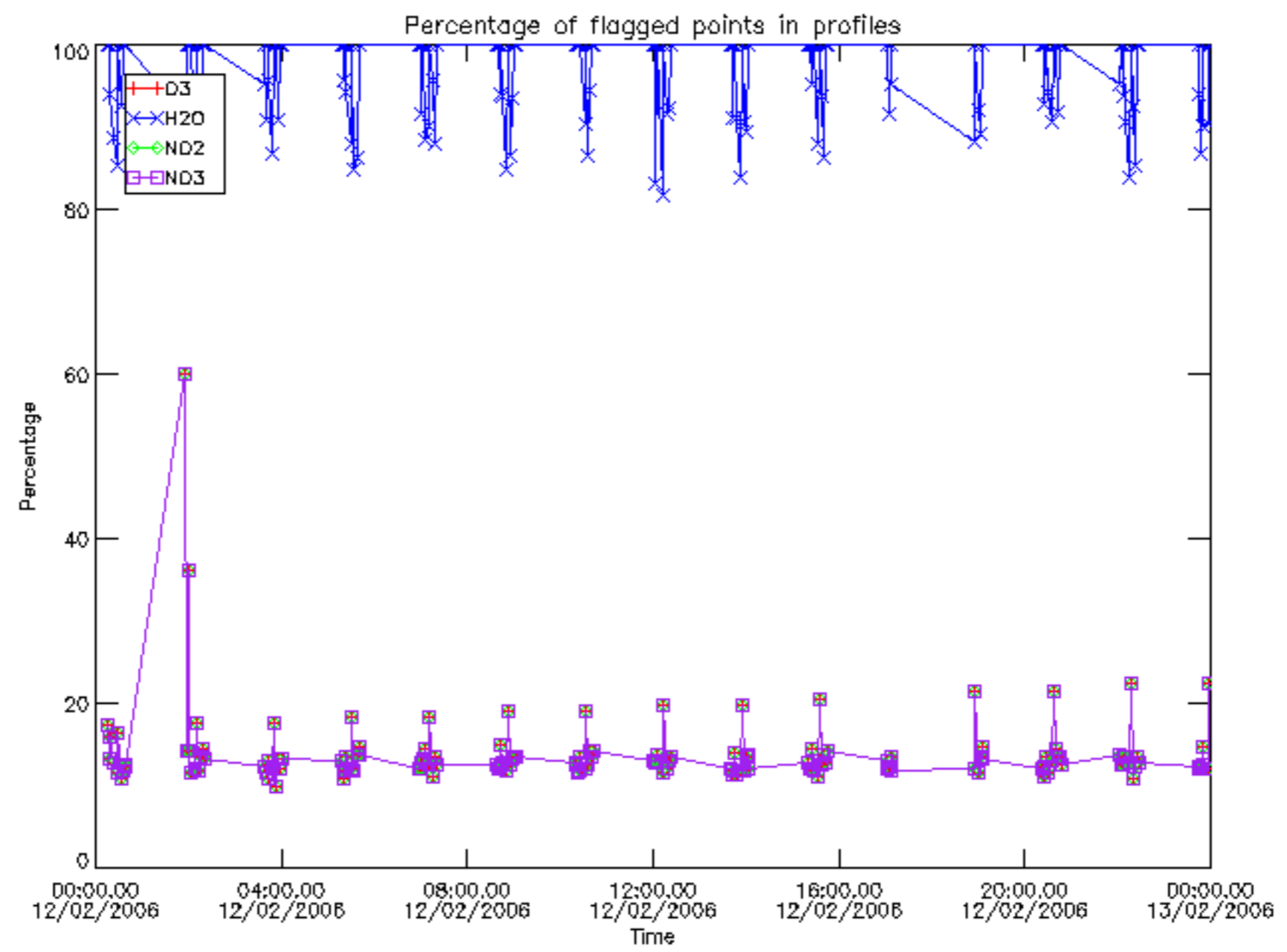




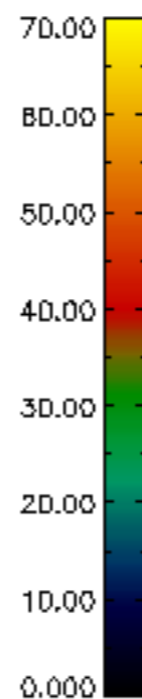
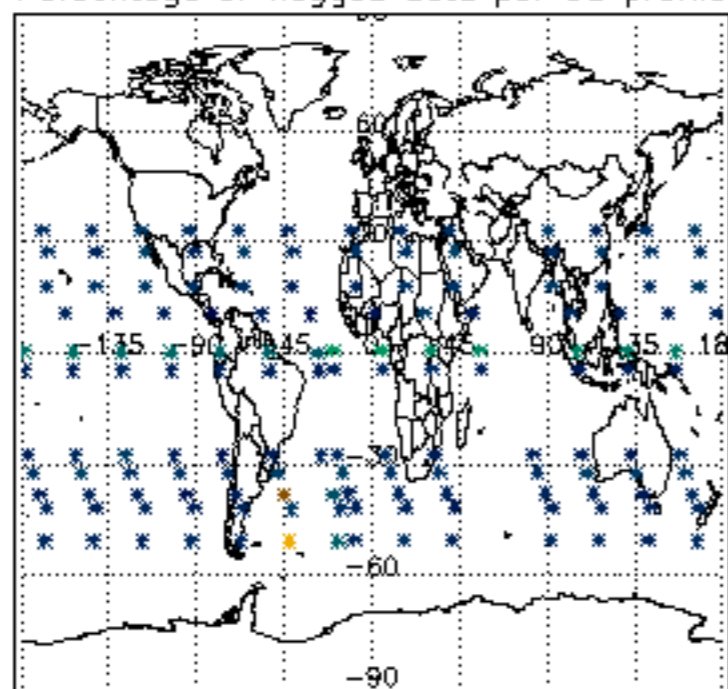




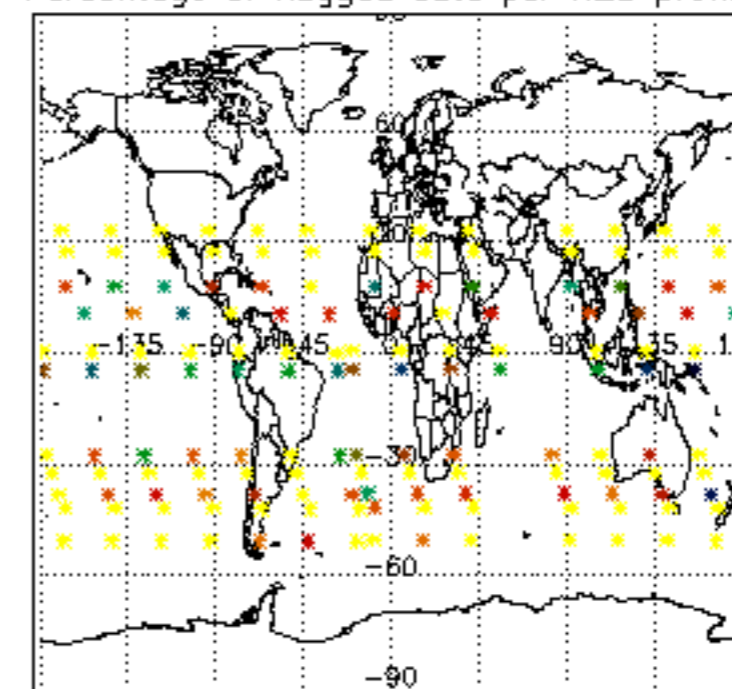




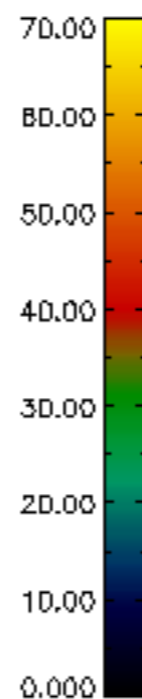
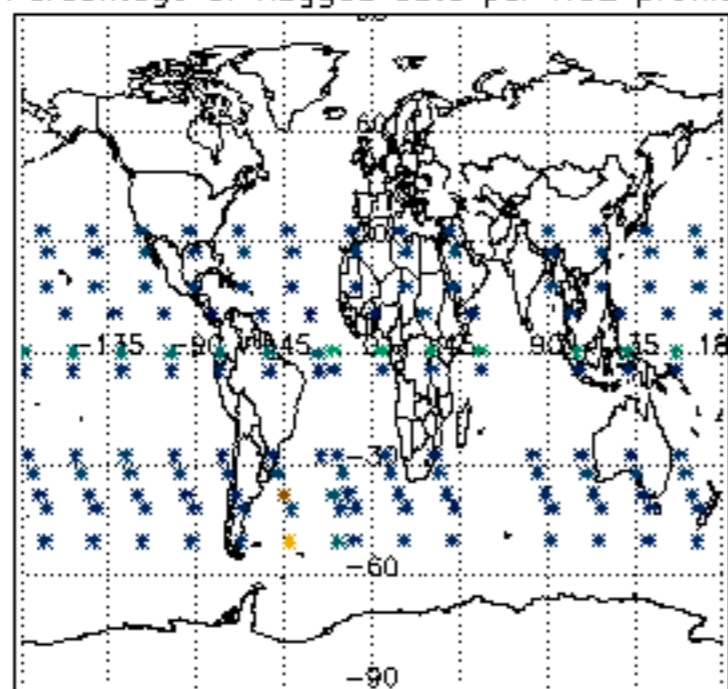
Percentage of flagged data per D3 profile



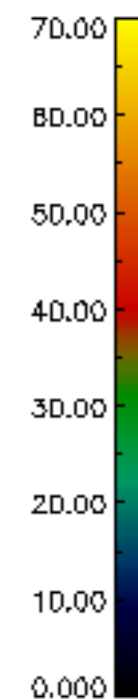
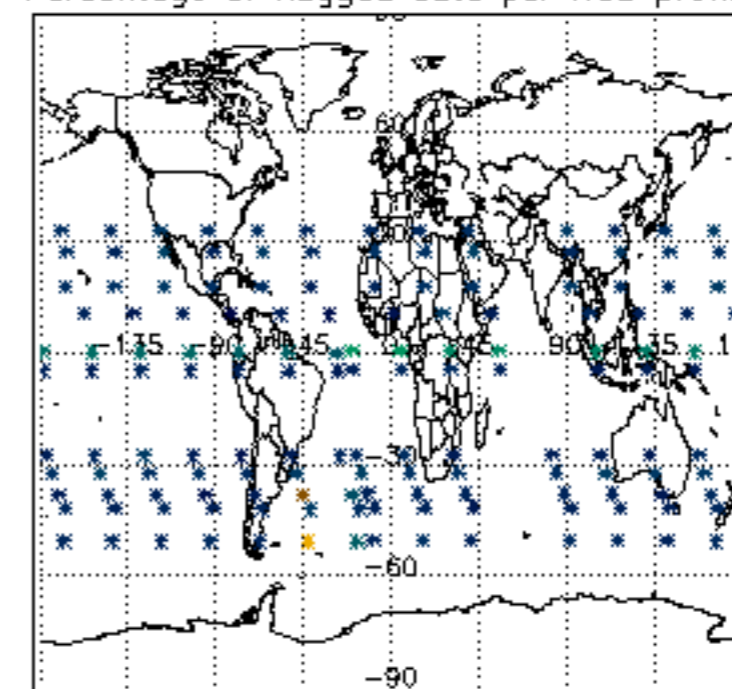
Percentage of flagged data per H2O profile

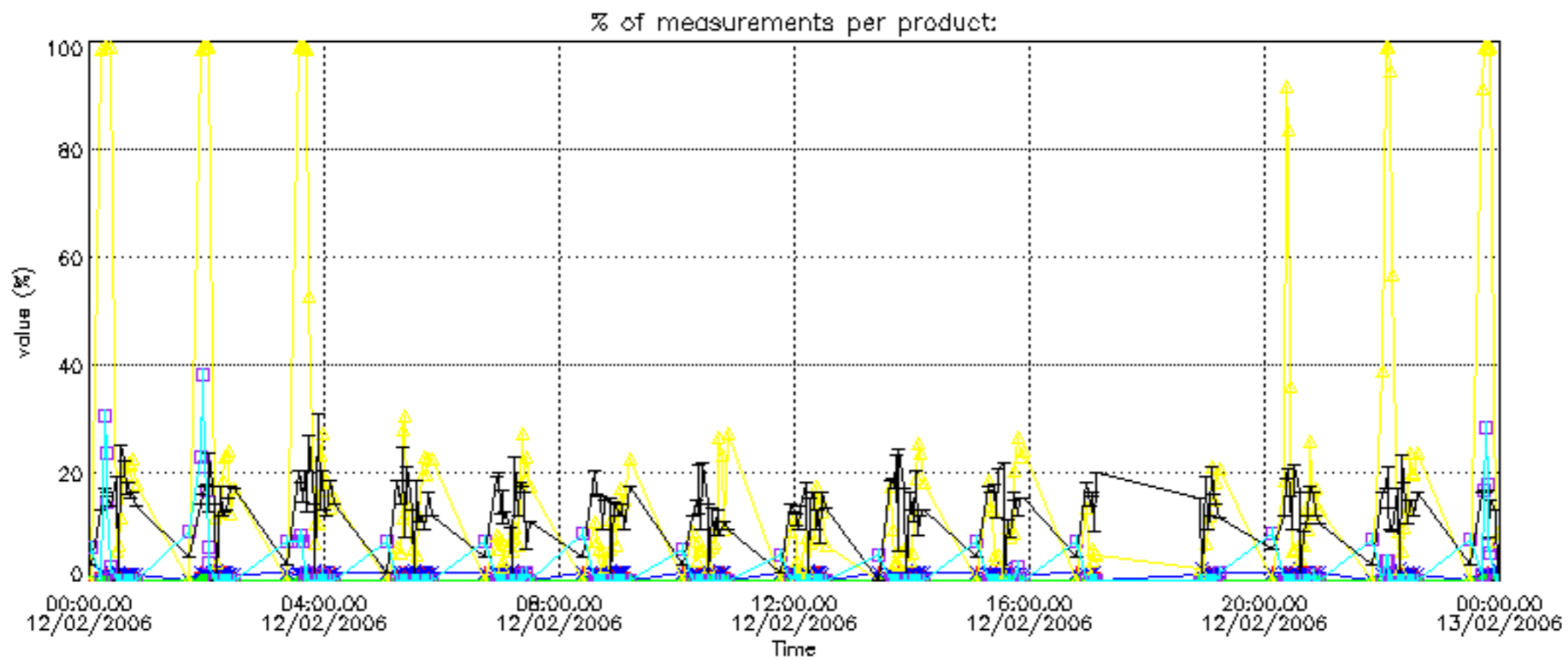
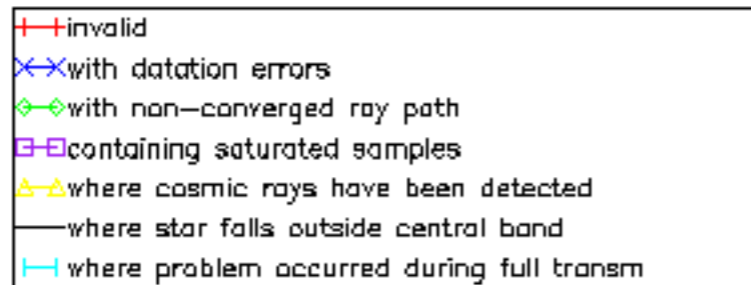


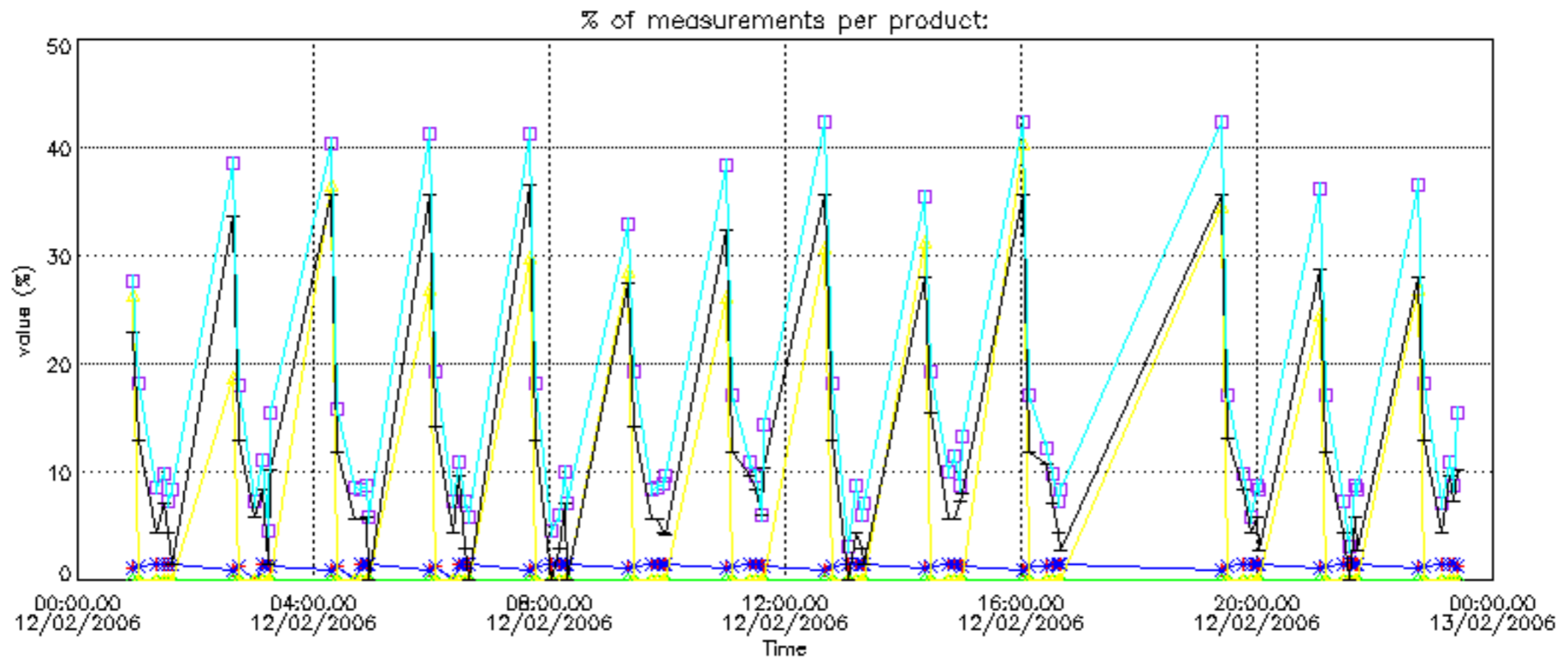
Percentage of flagged data per NO2 profile



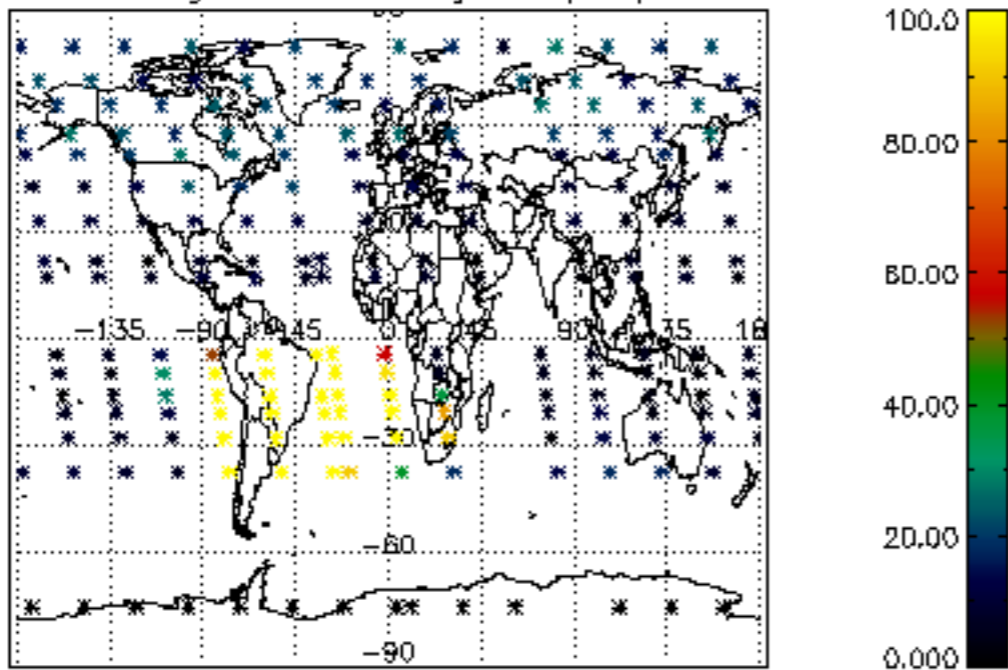
Percentage of flagged data per NO3 profile



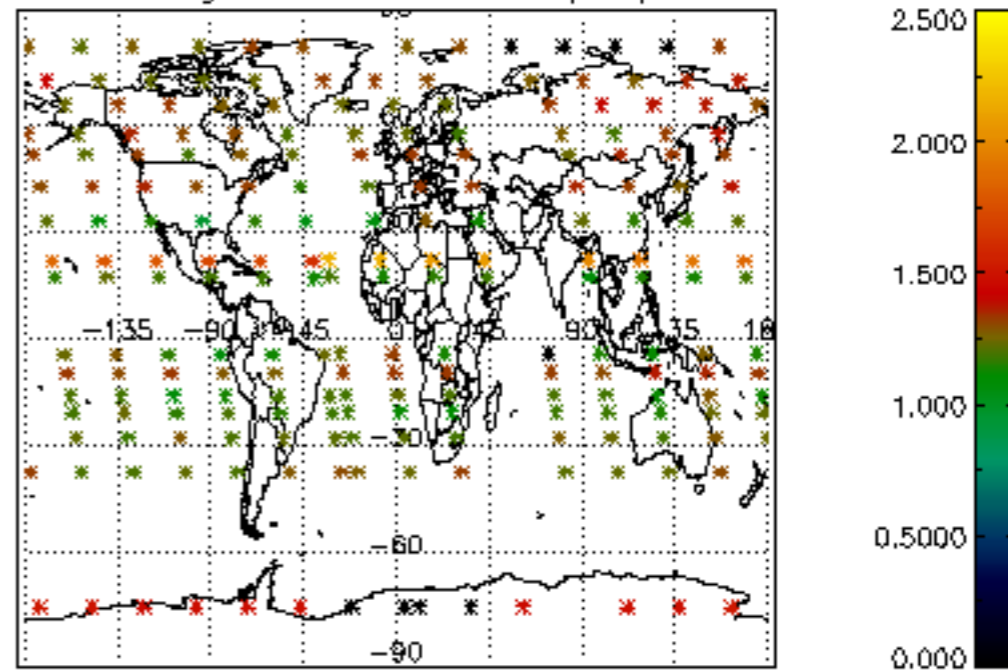




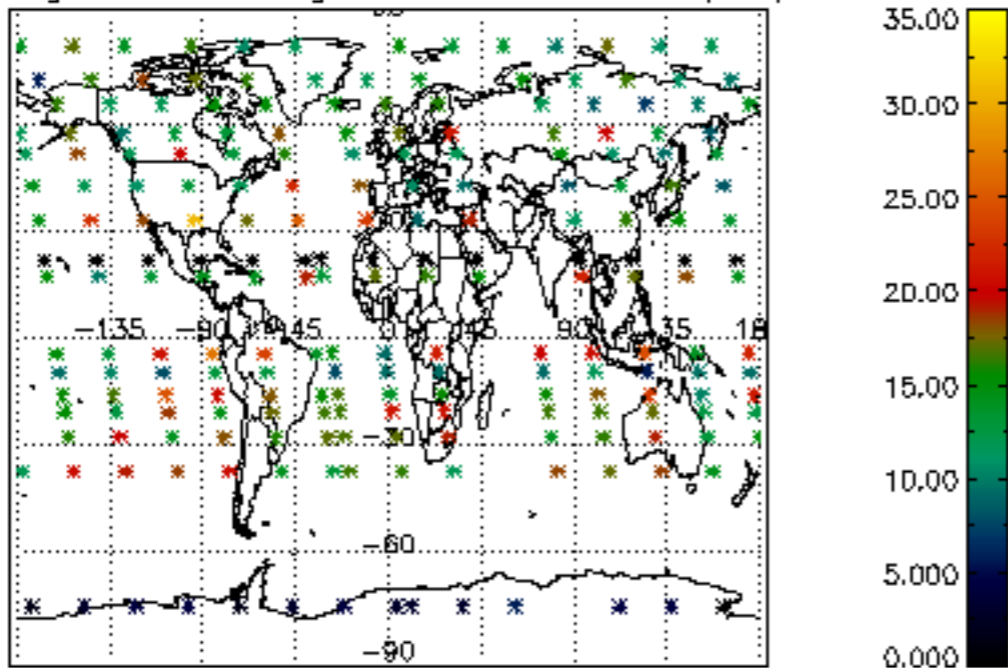
Percentage of cosmic ray hits per profile



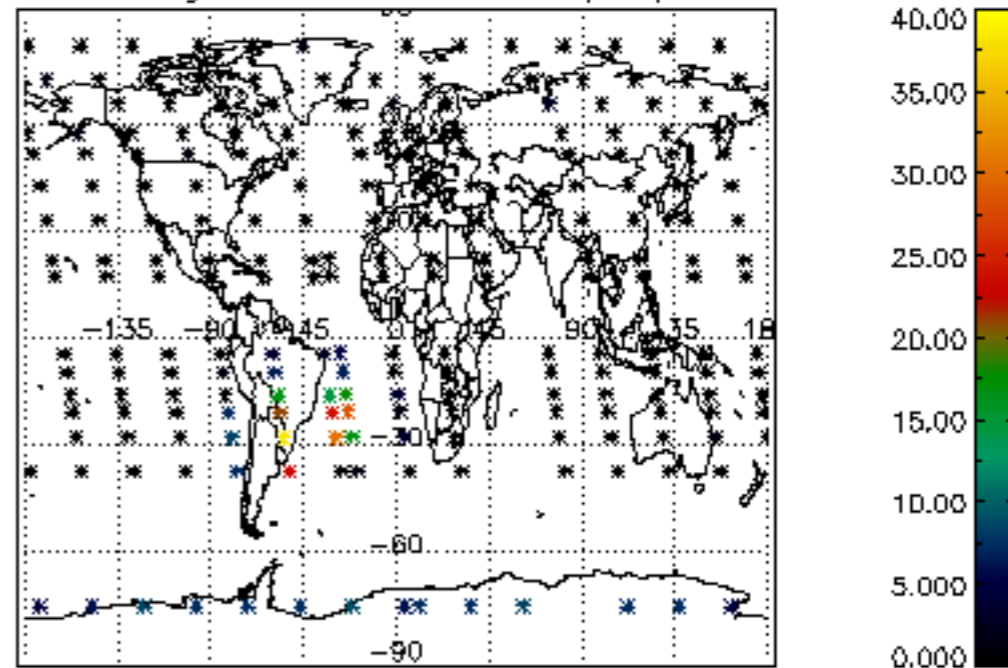
Percentage of datation errors per profile



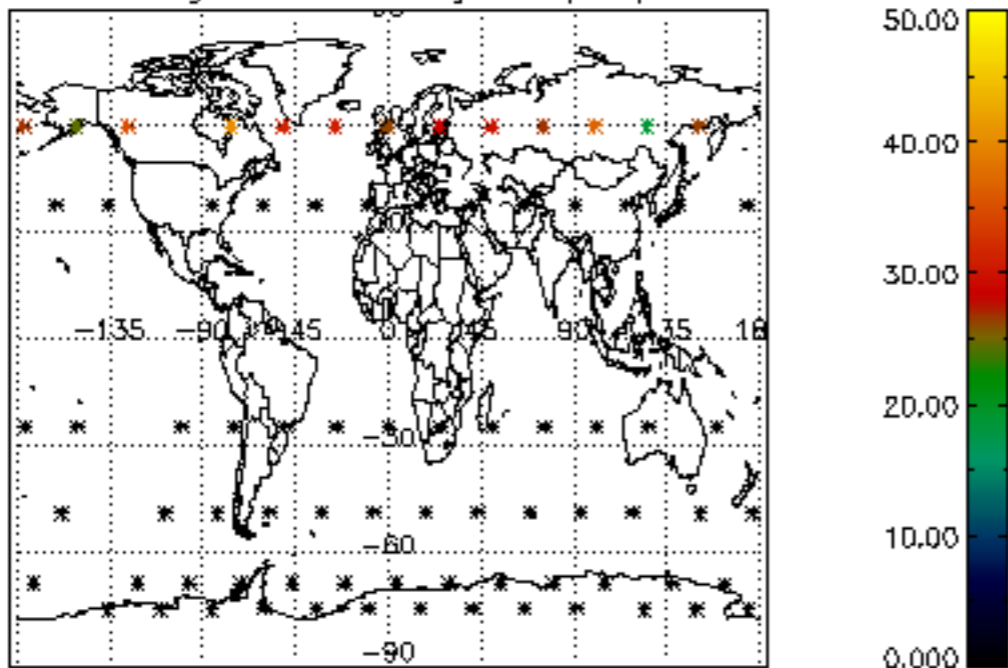
Percentage of star falling outside central band per profile



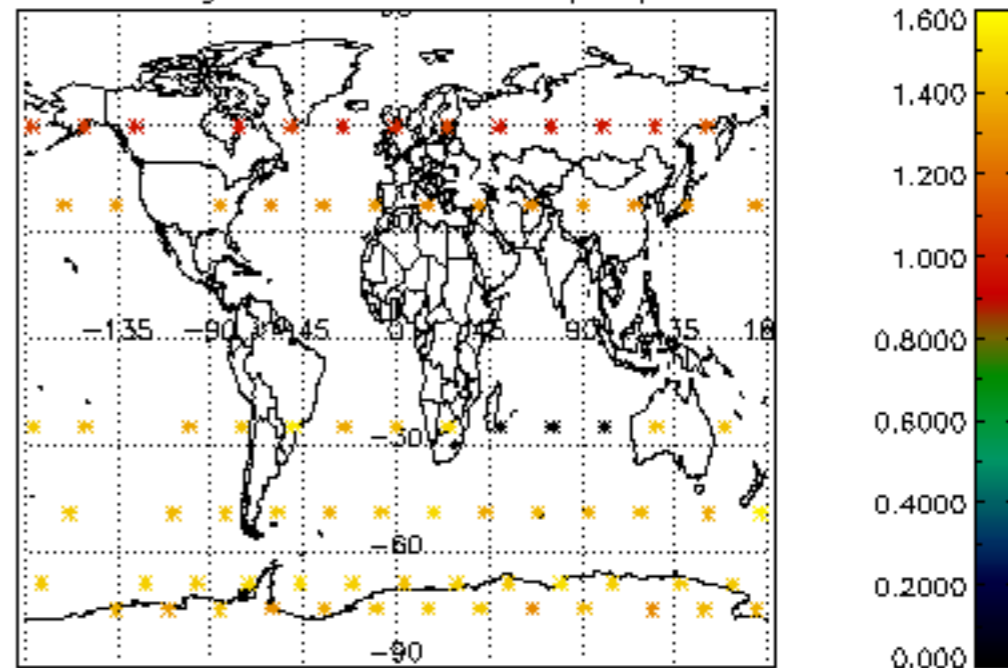
Percentage of saturation errors per profile



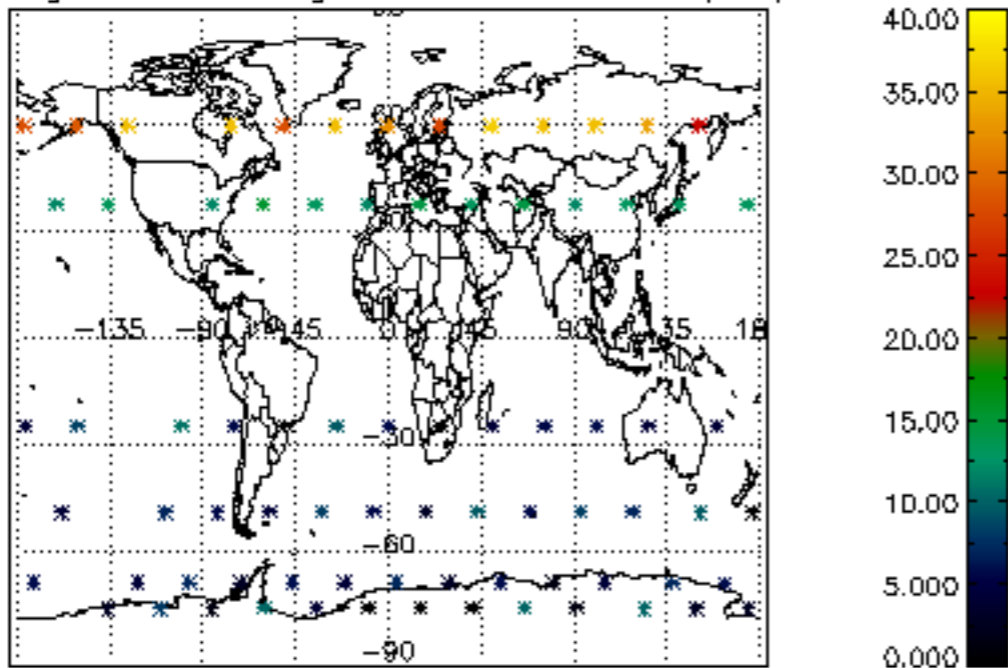
Percentage of cosmic ray hits per profile



Percentage of datation errors per profile



Percentage of star falling outside central band per profile



Percentage of saturation errors per profile

