

GOMOS Level 2 Daily Report

SUMMARY

[1. General Info](#)

[2. Summary of processed GOM_NL_2P products](#)

[3. Level 2 Quality information per product](#)

[3.1 Plot of level 2 quality information per product \(time dependant\)](#)

[3.2 Plot of level 2 quality information per product \(world map\)](#)

[4. Level 1 Quality information per product \(stored on level 2 products\)](#)

[4.1 Plot of level 1 quality information per product \(time dependant\)](#)

[4.1.1 Plot of level 1 quality information per product \(time dependant\): ASCENDING](#)

[4.1.2 Plot of level 1 quality information per product \(time dependant\): DESCENDING](#)

[4.2 Plot of level 1 quality information per product \(world map\)](#)

[4.2.1 Plot of level 1 quality information per product \(world map\): ASCENDING](#)

[4.2.2 Plot of level 1 quality information per product \(world map\): DESCENDING](#)

[5. Ozone profiles based on quality statistics and other trace gas profiles](#)

[5.1 Ozone statistics based on quality of products](#)

[5.2 Plot ozone profiles for all STD \(dark without errors\)](#)

[5.3 Plot ozone profiles where STD < 20% \(dark without errors\)](#)

[5.4. Plot ozone profiles where STD < 10% \(dark without errors\)](#)

[5.5. Plot ozone profiles where STD < 5% \(dark without errors\)](#)

[5.6 Plot NO2 profiles for all STD \(dark without errors\)](#)

[5.7 Plot NO3 profiles for all STD \(dark without errors\)](#)

[5.8 Plot H2O profiles \(only for occultations of stars 1,2,3,4,13,14,16,26,63 dark without errors\) for all STD](#)

[6. Auxiliary Data Files used for the production reported in section 2](#)

This report presents the daily analysis on parameters extracted from GOMOS level 2 data (GOM_NL__2P). It is intended to monitor some important parameters that will impact the quality of these products. A list of level 2 products (and content) that have arrived during the reporting day to the PCF is also given.

Item	Value
Time of report generation	22APR2013 15:36:52
Data source version	GOMOS/6.01
Start time of products	11-02-2006 (11FEB2006 00:00:00)
Stop time of products	12-02-2006 (12FEB2006 00:00:00)
Store outputs in DB	Yes
Nb of level 2 prods	308
Nb of prods with errors	0

2. Summary of processed GOM_NL__2P products.

Nr	Filename	UTC Start time	Limb	Duration	Star Id	Star Name	Star Mag	Star Temp	Nb Meas	Orbit	Prod. error
1	GOM_NL__2PRFIN20060211_001124_000000332045_00059_20654_8607.N1	11-FEB-2006 00:11:24	Bright	33.000	49	1Alp UMi	1.9900	6300.0	66	20654	No
2	GOM_NL__2PRFIN20060211_001808_000000352045_00059_20654_8608.N1	11-FEB-2006 00:18:08	Bright	35.000	89	5Alp Cep	2.4510	8000.0	70	20654	No
3	GOM_NL__2PRFIN20060211_002358_000000342045_00059_20654_8609.N1	11-FEB-2006 00:23:58	Bright	34.000	144	18Del Cyg	2.8600	11000.	68	20654	No
4	GOM_NL__2PRFIN20060211_002617_000000362045_00059_20654_8610.N1	11-FEB-2006 00:26:17	Bright	35.500	5	3Alp Lyr	0.033000	11000.	71	20654	No
5	GOM_NL__2PRFIN20060211_003305_000000332045_00059_20654_8611.N1	11-FEB-2006 00:33:05	Bright	32.500	168	17Zet Aql	2.9860	11000.	65	20654	No
6	GOM_NL__2PRFIN20060211_004428_000000412045_00059_20654_8612.N1	11-FEB-2006 00:44:28	Twilight	40.500	137	22Lam Sgr	2.8240	4400.0	81	20654	No
7	GOM_NL__2PRFIN20060211_004656_000000422045_00059_20654_8613.N1	11-FEB-2006 00:46:56	Dark	41.500	38	20Eps Sgr	1.8360	11000.	83	20654	No
8	GOM_NL__2PRFIN20060211_004852_000000422045_00059_20654_8614.N1	11-FEB-2006 00:48:52	Dark	42.000	25	35Lam Sco	1.6200	28000.	84	20654	No
9	GOM_NL__2PRFIN20060211_005013_000000402045_00059_20654_8615.N1	11-FEB-2006 00:50:13	Dark	40.000	40	The Sco	1.8590	7100.0	80	20654	No
10	GOM_NL__2PRFIN20060211_005331_000000402045_00059_20654_8616.N1	11-FEB-2006 00:53:31	Dark	40.000	141	Bet Ara	2.8400	4600.0	80	20654	No
11	GOM_NL__2PRFIN20060211_005927_000000472045_00060_20655_8596.N1	11-FEB-2006 00:59:27	Dark	47.000	4	Alp1Cen	-0.010000	5800.0	94	20655	No
12	GOM_NL__2PRFIN20060211_010045_000000392045_00060_20655_8597.N1	11-FEB-2006 01:00:45	Dark	39.000	10	Bet Cen	0.61000	28000.	78	20655	No
13	GOM_NL__2PRFIN20060211_010356_000000472045_00060_20655_8598.N1	11-FEB-2006 01:03:56	Dark	47.000	12	Alp1Cru	0.77500	30000.	94	20655	No
14	GOM_NL__2PRFIN20060211_010643_000000442045_00060_20655_8599.N1	11-FEB-2006 01:06:43	Dark	43.500	29	Bet Car	1.6720	10200.	87	20655	No
15	GOM_NL__2PRFIN20060211_010917_000000392045_00060_20655_8600.N1	11-FEB-2006 01:09:17	Dark	38.500	71	lot Car	2.2460	7700.0	77	20655	No
16	GOM_NL__2PRFIN20060211_011056_000000392045_00060_20655_8601.N1	11-FEB-2006 01:10:56	Dark	39.000	46	Del Vel	1.9540	10600.	78	20655	No
17	GOM_NL__2PRFIN20060211_011322_000000362045_00060_20655_8602.N1	11-FEB-2006 01:13:22	Straylight	36.000	34	Gam2Vel	1.7930	23000.	72	20655	No
18	GOM_NL__2PRFIN20060211_011526_000000382045_00060_20655_8603.N1	11-FEB-2006 01:15:26	Straylight	37.500	70	Zet Pup	2.2460	39000.	75	20655	No
19	GOM_NL__2PRFIN20060211_011944_000000402045_00060_20655_8604.N1	11-FEB-2006 01:19:44	Straylight	39.500	132	15Rho Pup	2.8030	6900.0	79	20655	No
20	GOM_NL__2PRFIN20060211_012813_000000472045_00060_20655_8605.N1	11-FEB-2006 01:28:13	Bright	47.000	8	10Alp CMi	0.40000	6500.0	94	20655	No
21	GOM_NL__2PRFIN20060211_013436_000000392045_00060_20655_8606.N1	11-FEB-2006 01:34:36	Bright	39.000	17	78Bet Gem	1.1610	4500.0	78	20655	No
22	GOM_NL__2PRFIN20060211_015200_000000352045_00060_20655_8607.N1	11-FEB-2006 01:52:00	Bright	35.000	49	1Alp UMi	1.9900	6300.0	70	20655	No
23	GOM_NL__2PRFIN20060211_015844_000000332045_00060_20655_8608.N1	11-FEB-2006 01:58:44	Bright	33.000	89	5Alp Cep	2.4510	8000.0	66	20655	No
24	GOM_NL__2PRFIN20060211_020434_000000332045_00060_20655_8609.N1	11-FEB-2006 02:04:34	Bright	33.000	144	18Del Cyg	2.8600	11000.	66	20655	No
25	GOM_NL__2PRFIN20060211_020653_000000342045_00060_20655_8610.N1	11-FEB-2006 02:06:53	Bright	33.500	5	3Alp Lyr	0.033000	11000.	67	20655	No
26	GOM_NL__2PRFIN20060211_021341_000000332045_00060_20655_8611.N1	11-FEB-2006 02:13:41	Bright	33.000	168	17Zet Aql	2.9860	11000.	66	20655	No
27	GOM_NL__2PRFIN20060211_022504_000000412045_00060_20655_8612.N1	11-FEB-2006 02:25:04	Twilight	41.000	137	22Lam Sgr	2.8240	4400.0	82	20655	No
28	GOM_NL__2PRFIN20060211_022732_000000402045_00060_20655_8613.N1	11-FEB-2006 02:27:32	Dark	39.500	38	20Eps Sgr	1.8360	11000.	79	20655	No
29	GOM_NL__2PRFIN20060211_022928_000000432045_00060_20655_8614.N1	11-FEB-2006 02:29:28	Dark	43.000	25	35Lam Sco	1.6200	28000.	86	20655	No
30	GOM_NL__2PRFIN20060211_023049_000000402045_00060_20655_8615.N1	11-FEB-2006 02:30:49	Dark	40.000	40	The Sco	1.8590	7100.0	80	20655	No
31	GOM_NL__2PRFIN20060211_023407_000000432045_00060_20655_8616.N1	11-FEB-2006 02:34:07	Dark	43.000	141	Bet Ara	2.8400	4600.0	86	20655	No
32	GOM_NL__2PRFIN20060211_024004_000000452045_00061_20656_8596.N1	11-FEB-2006 02:40:04	Dark	44.500	4	Alp1Cen	-0.010000	5800.0	89	20656	No
33	GOM_NL__2PRFIN20060211_024433_000000482045_00061_20656_8597.N1	11-FEB-2006 02:44:33	Dark	48.000	12	Alp1Cru	0.77500	30000.	96	20656	No
34	GOM_NL__2PRFIN20060211_024720_000000382045_00061_20656_8598.N1	11-FEB-2006 02:47:20	Dark	38.000	29	Bet Car	1.6720	10200.	76	20656	No
35	GOM_NL__2PRFIN20060211_024953_000000402045_00061_20656_8599.N1	11-FEB-2006 02:49:53	Dark	39.500	71	lot Car	2.2460	7700.0	79	20656	No
36	GOM_NL__2PRFIN20060211_025132_000000392045_00061_20656_8600.N1	11-FEB-2006 02:51:32	Dark	38.500	46	Del Vel	1.9540	10600.	77	20656	No
37	GOM_NL__2PRFIN20060211_025358_000000412045_00061_20656_8601.N1	11-FEB-2006 02:53:58	Straylight	40.500	34	Gam2Vel	1.7930	23000.	81	20656	No
38	GOM_NL__2PRFIN20060211_025602_000000382045_00061_20656_8602.N1	11-FEB-2006 02:56:02	Straylight	37.500	70	Zet Pup	2.2460	39000.	75	20656	No
39	GOM_NL__2PRFIN20060211_030020_000000402045_00061_20656_8603.N1	11-FEB-2006 03:00:20	Straylight	40.000	132	15Rho Pup	2.8030	6900.0	80	20656	No
40	GOM_NL__2PRFIN20060211_030849_000000522045_00061_20656_8604.N1	11-FEB-2006 03:08:49	Bright	52.000	8	10Alp CMi	0.40000	6500.0	104	20656	No
41	GOM_NL__2PRFIN20060211_031512_000000392045_00061_20656_8605.N1	11-FEB-2006 03:15:12	Bright	39.000	17	78Bet Gem	1.1610	4500.0	78	20656	No
42	GOM_NL__2PRFIN20060211_033236_000000352045_00061_20656_8606.N1	11-FEB-2006 03:32:36	Bright	34.500	49	1Alp UMi	1.9900	6300.0	69	20656	No

43	GOM_NL__2PRFIN20060211_033920_000000362045_00061_20656_8607.N1	11-FEB-2006 03:39:20	Bright	36.000	89	5Alp Cep	2.4510	8000.0	72	20656	No
44	GOM_NL__2PRFIN20060211_034510_000000332045_00061_20656_8608.N1	11-FEB-2006 03:45:10	Bright	32.500	144	18Del Cyg	2.8600	11000.	65	20656	No
45	GOM_NL__2PRFIN20060211_034729_000000392045_00061_20656_8609.N1	11-FEB-2006 03:47:29	Bright	38.500	5	3Alp Lyr	0.033000	11000.	77	20656	No
46	GOM_NL__2PRFIN20060211_035417_000000342045_00061_20656_8610.N1	11-FEB-2006 03:54:17	Bright	34.000	168	17Zet Aql	2.9860	11000.	68	20656	No
47	GOM_NL__2PRFIN20060211_040541_000000412045_00061_20656_8611.N1	11-FEB-2006 04:05:41	Twilight	40.500	137	22Lam Sgr	2.8240	4400.0	81	20656	No
48	GOM_NL__2PRFIN20060211_040808_000000402045_00061_20656_8612.N1	11-FEB-2006 04:08:08	Dark	39.500	38	20Eps Sgr	1.8360	11000.	79	20656	No
49	GOM_NL__2PRFIN20060211_041005_000000392045_00061_20656_8613.N1	11-FEB-2006 04:10:05	Dark	39.000	25	35Lam Sco	1.6200	28000.	78	20656	No
50	GOM_NL__2PRFIN20060211_041126_000000472045_00061_20656_8614.N1	11-FEB-2006 04:11:26	Dark	47.000	40	The Sco	1.8590	7100.0	94	20656	No
51	GOM_NL__2PRFIN20060211_041314_000000362045_00061_20656_8615.N1	11-FEB-2006 04:13:14	Dark	36.000	147	Alp Ara	2.8770	26000.	72	20656	No
52	GOM_NL__2PRFIN20060211_041443_000000442045_00061_20656_8616.N1	11-FEB-2006 04:14:43	Dark	44.000	141	Bet Ara	2.8400	4600.0	88	20656	No
53	GOM_NL__2PRFIN20060211_042040_000000422045_00062_20657_8596.N1	11-FEB-2006 04:20:40	Dark	42.000	4	Alp1Cen	-0.010000	5800.0	84	20657	No
54	GOM_NL__2PRFIN20060211_042509_000000522045_00062_20657_8597.N1	11-FEB-2006 04:25:09	Dark	52.000	12	Alp1Cru	0.77500	30000.	104	20657	No
55	GOM_NL__2PRFIN20060211_042756_000000372045_00062_20657_8598.N1	11-FEB-2006 04:27:56	Dark	37.000	29	Bet Car	1.6720	10200.	74	20657	No
56	GOM_NL__2PRFIN20060211_043029_000000372045_00062_20657_8599.N1	11-FEB-2006 04:30:29	Dark	37.000	71	lot Car	2.2460	7700.0	74	20657	No
57	GOM_NL__2PRFIN20060211_043209_000000422045_00062_20657_8600.N1	11-FEB-2006 04:32:09	Dark	41.500	46	Del Vel	1.9540	10600.	83	20657	No
58	GOM_NL__2PRFIN20060211_043434_000000392045_00062_20657_8601.N1	11-FEB-2006 04:34:34	Straylight	38.500	34	Gam2Vel	1.7930	23000.	77	20657	No
59	GOM_NL__2PRFIN20060211_043638_000000372045_00062_20657_8602.N1	11-FEB-2006 04:36:38	Straylight	37.000	70	Zet Pup	2.2460	39000.	74	20657	No
60	GOM_NL__2PRFIN20060211_044056_000000382045_00062_20657_8603.N1	11-FEB-2006 04:40:56	Straylight	38.000	132	15Rho Pup	2.8030	6900.0	76	20657	No
61	GOM_NL__2PRFIN20060211_044925_000000462045_00062_20657_8604.N1	11-FEB-2006 04:49:25	Bright	46.000	8	10Alp CMi	0.40000	6500.0	92	20657	No
62	GOM_NL__2PRFIN20060211_045547_000000402045_00062_20657_8605.N1	11-FEB-2006 04:55:47	Bright	39.500	17	78Bet Gem	1.1610	4500.0	79	20657	No
63	GOM_NL__2PRFIN20060211_051312_000000332045_00062_20657_8606.N1	11-FEB-2006 05:13:12	Bright	33.000	49	1Alp UMi	1.9900	6300.0	66	20657	No
64	GOM_NL__2PRFIN20060211_051956_000000372045_00062_20657_8607.N1	11-FEB-2006 05:19:56	Bright	36.500	89	5Alp Cep	2.4510	8000.0	73	20657	No
65	GOM_NL__2PRFIN20060211_052546_000000352045_00062_20657_8608.N1	11-FEB-2006 05:25:46	Bright	34.500	144	18Del Cyg	2.8600	11000.	69	20657	No
66	GOM_NL__2PRFIN20060211_052805_000000362045_00062_20657_8609.N1	11-FEB-2006 05:28:05	Bright	36.000	5	3Alp Lyr	0.033000	11000.	72	20657	No
67	GOM_NL__2PRFIN20060211_053453_000000342045_00062_20657_8610.N1	11-FEB-2006 05:34:53	Bright	34.000	168	17Zet Aql	2.9860	11000.	68	20657	No
68	GOM_NL__2PRFIN20060211_054617_000000432045_00062_20657_8611.N1	11-FEB-2006 05:46:17	Twilight	43.000	137	22Lam Sgr	2.8240	4400.0	86	20657	No
69	GOM_NL__2PRFIN20060211_054845_000000412045_00062_20657_8612.N1	11-FEB-2006 05:48:45	Dark	41.000	38	20Eps Sgr	1.8360	11000.	82	20657	No
70	GOM_NL__2PRFIN20060211_055041_000000422045_00062_20657_8613.N1	11-FEB-2006 05:50:41	Dark	41.500	25	35Lam Sco	1.6200	28000.	83	20657	No
71	GOM_NL__2PRFIN20060211_055202_000000392045_00062_20657_8614.N1	11-FEB-2006 05:52:02	Dark	38.500	40	The Sco	1.8590	7100.0	77	20657	No
72	GOM_NL__2PRFIN20060211_055350_000000372045_00062_20657_8615.N1	11-FEB-2006 05:53:50	Dark	37.000	147	Alp Ara	2.8770	26000.	74	20657	No
73	GOM_NL__2PRFIN20060211_055520_000000412045_00062_20657_8616.N1	11-FEB-2006 05:55:20	Dark	41.000	141	Bet Ara	2.8400	4600.0	82	20657	No
74	GOM_NL__2PRFIN20060211_060117_000000402045_00063_20658_8596.N1	11-FEB-2006 06:01:17	Dark	40.000	4	Alp1Cen	-0.010000	5800.0	80	20658	No
75	GOM_NL__2PRFIN20060211_060234_000000362045_00063_20658_8597.N1	11-FEB-2006 06:02:34	Dark	36.000	10	Bet Cen	0.61000	28000.	72	20658	No
76	GOM_NL__2PRFIN20060211_060546_000000412045_00063_20658_8598.N1	11-FEB-2006 06:05:46	Dark	41.000	12	Alp1Cru	0.77500	30000.	82	20658	No
77	GOM_NL__2PRFIN20060211_060832_000000392045_00063_20658_8599.N1	11-FEB-2006 06:08:32	Dark	38.500	29	Bet Car	1.6720	10200.	77	20658	No
78	GOM_NL__2PRFIN20060211_061105_000000392045_00063_20658_8600.N1	11-FEB-2006 06:11:05	Dark	38.500	71	lot Car	2.2460	7700.0	77	20658	No
79	GOM_NL__2PRFIN20060211_061245_000000392045_00063_20658_8601.N1	11-FEB-2006 06:12:45	Dark	38.500	46	Del Vel	1.9540	10600.	77	20658	No
80	GOM_NL__2PRFIN20060211_061510_000000362045_00063_20658_8602.N1	11-FEB-2006 06:15:10	Straylight	36.000	34	Gam2Vel	1.7930	23000.	72	20658	No
81	GOM_NL__2PRFIN20060211_061714_000000372045_00063_20658_8603.N1	11-FEB-2006 06:17:14	Straylight	37.000	70	Zet Pup	2.2460	39000.	74	20658	No
82	GOM_NL__2PRFIN20060211_062132_000000382045_00063_20658_8604.N1	11-FEB-2006 06:21:32	Straylight	38.000	132	15Rho Pup	2.8030	6900.0	76	20658	No
83	GOM_NL__2PRFIN20060211_063001_000000522045_00063_20658_8605.N1	11-FEB-2006 06:30:01	Bright	52.000	8	10Alp CMi	0.40000	6500.0	104	20658	No
84	GOM_NL__2PRFIN20060211_063623_000000382045_00063_20658_8606.N1	11-FEB-2006 06:36:23	Bright	38.000	17	78Bet Gem	1.1610	4500.0	76	20658	No
85	GOM_NL__2PRFIN20060211_065348_000000352045_00063_20658_8607.N1	11-FEB-2006 06:53:48	Bright	35.000	49	1Alp UMi	1.9900	6300.0	70	20658	No
86	GOM_NL__2PRFIN20060211_070033_000000362045_00063_20658_8608.N1	11-FEB-2006 07:00:33	Bright	36.000	89	5Alp Cep	2.4510	8000.0	72	20658	No
87	GOM_NL__2PRFIN20060211_070623_000000332045_00063_20658_8609.N1	11-FEB-2006 07:06:23	Bright	32.500	144	18Del Cyg	2.8600	11000.	65	20658	No
88	GOM_NL__2PRFIN20060211_070841_000000352045_00063_20658_8610.N1	11-FEB-2006 07:08:41	Bright	34.500	5	3Alp Lyr	0.033000	11000.	69	20658	No
89	GOM_NL__2PRFIN20060211_071530_000000342045_00063_20658_8611.N1	11-FEB-2006 07:15:30	Bright	34.000	168	17Zet Aql	2.9860	11000.	68	20658	No
90	GOM_NL__2PRFIN20060211_072653_000000452045_00063_20658_8612.N1	11-FEB-2006 07:26:53	Twilight	44.500	137	22Lam Sgr	2.8240	4400.0	89	20658	No
91	GOM_NL__2PRFIN20060211_072921_000000412045_00063_20658_8613.N1	11-FEB-2006 07:29:21	Dark	40.500	38	20Eps Sgr	1.8360	11000.	81	20658	No
92	GOM_NL__2PRFIN20060211_073118_000000432045_00063_20658_8614.N1	11-FEB-2006 07:31:18	Dark	43.000	25	35Lam Sco	1.6200	28000.	86	20658	No
93	GOM_NL__2PRFIN20060211_073238_000000432045_00063_20658_8615.N1	11-FEB-2006 07:32:38	Dark	43.000	40	The Sco	1.8590	7100.0	86	20658	No
94	GOM_NL__2PRFIN20060211_073427_000000382045_00063_20658_8616.N1	11-FEB-2006 07:34:27	Dark	37.500	147	Alp Ara	2.8770	26000.	75	20658	No
95	GOM_NL__2PRFIN20060211_073556_000000452045_00063_20658_8617.N1	11-FEB-2006 07:35:56	Dark	44.500	141	Bet Ara	2.8400	4600.0	89	20658	No
96	GOM_NL__2PRFIN20060211_074153_000000462045_00064_20659_8596.N1	11-FEB-2006 07:41:53	Dark	45.500	4	Alp1Cen	-0.010000	5800.0	91	20659	No
97	GOM_NL__2PRFIN20060211_074311_000000362045_00064_20659_8597.N1	11-FEB-2006 07:43:11	Dark	36.000	10	Bet Cen	0.61000	28000.	72	20659	No
98	GOM_NL__2PRFIN20060211_074622_000000482045_00064_20659_8598.N1	11-FEB-2006 07:46:22	Dark	48.000	12	Alp1Cru	0.77500	30000.	96	20659	No
99	GOM_NL__2PRFIN20060211_074908_000000432045_00064_20659_8599.N1	11-FEB-2006 07:49:08	Dark	42.500	29	Bet Car	1.6720	10200.	85	20659	No
100	GOM_NL__2PRFIN20060211_075141_000000412045_00064_20659_8600.N1	11-FEB-2006 07:51:41	Dark	41.000	71	lot Car	2.2460	7700.0	82	20659	No
101	GOM_NL__2PRFIN20060211_075321_000000412045_00064_20659_8601.N1	11-FEB-2006 07:53:21	Dark	41.000	46	Del Vel	1.9540	10600.	82	20659	No

102	GOM_NL__2PRFIN20060211_075546_000000422045_00064_20659_8602.N1	11-FEB-2006 07:55:46	Straylight	42.000	34	Gam2Vel	1.7930	23000.	84	20659	No
103	GOM_NL__2PRFIN20060211_075751_000000372045_00064_20659_8603.N1	11-FEB-2006 07:57:51	Straylight	37.000	70	Zet Pup	2.2460	39000.	74	20659	No
104	GOM_NL__2PRFIN20060211_080208_000000362045_00064_20659_8604.N1	11-FEB-2006 08:02:08	Straylight	36.000	132	15Rho Pup	2.8030	6900.0	72	20659	No
105	GOM_NL__2PRFIN20060211_081037_000000512045_00064_20659_8605.N1	11-FEB-2006 08:10:37	Bright	51.000	8	10Alp CMi	0.40000	6500.0	102	20659	No
106	GOM_NL__2PRFIN20060211_081659_000000392045_00064_20659_8606.N1	11-FEB-2006 08:16:59	Bright	39.000	17	78Bet Gem	1.1610	4500.0	78	20659	No
107	GOM_NL__2PRFIN20060211_083424_000000342045_00064_20659_8607.N1	11-FEB-2006 08:34:24	Bright	33.500	49	1Alp UMi	1.9900	6300.0	67	20659	No
108	GOM_NL__2PRFIN20060211_084109_000000352045_00064_20659_8608.N1	11-FEB-2006 08:41:09	Bright	35.000	89	5Alp Cep	2.4510	8000.0	70	20659	No
109	GOM_NL__2PRFIN20060211_084659_000000332045_00064_20659_8609.N1	11-FEB-2006 08:46:59	Bright	32.500	144	18Del Cyg	2.8600	11000.	65	20659	No
110	GOM_NL__2PRFIN20060211_084917_000000382045_00064_20659_8610.N1	11-FEB-2006 08:49:17	Bright	37.500	5	3Alp Lyr	0.033000	11000.	75	20659	No
111	GOM_NL__2PRFIN20060211_085606_000000342045_00064_20659_8611.N1	11-FEB-2006 08:56:06	Bright	34.000	168	17Zet Aql	2.9860	11000.	68	20659	No
112	GOM_NL__2PRFIN20060211_090730_000000442045_00064_20659_8612.N1	11-FEB-2006 09:07:30	Twilight	44.000	137	22Lam Sgr	2.8240	4400.0	88	20659	No
113	GOM_NL__2PRFIN20060211_090957_000000412045_00064_20659_8613.N1	11-FEB-2006 09:09:57	Dark	40.500	38	20Eps Sgr	1.8360	11000.	81	20659	No
114	GOM_NL__2PRFIN20060211_091154_000000412045_00064_20659_8614.N1	11-FEB-2006 09:11:54	Dark	41.000	25	35Lam Sco	1.6200	28000.	82	20659	No
115	GOM_NL__2PRFIN20060211_091315_000000482045_00064_20659_8615.N1	11-FEB-2006 09:13:15	Dark	48.000	40	The Sco	1.8590	7100.0	96	20659	No
116	GOM_NL__2PRFIN20060211_091503_000000392045_00064_20659_8616.N1	11-FEB-2006 09:15:03	Dark	38.500	147	Alp Ara	2.8770	26000.	77	20659	No
117	GOM_NL__2PRFIN20060211_091632_000000422045_00064_20659_8617.N1	11-FEB-2006 09:16:32	Dark	42.000	141	Bet Ara	2.8400	4600.0	84	20659	No
118	GOM_NL__2PRFIN20060211_092230_000000422045_00065_20660_8596.N1	11-FEB-2006 09:22:30	Dark	42.000	4	Alp1Cen	-0.010000	5800.0	84	20660	No
119	GOM_NL__2PRFIN20060211_092347_000000352045_00065_20660_8597.N1	11-FEB-2006 09:23:47	Dark	35.000	10	Bet Cen	0.61000	28000.	70	20660	No
120	GOM_NL__2PRFIN20060211_092659_000000482045_00065_20660_8598.N1	11-FEB-2006 09:26:59	Dark	47.500	12	Alp1Cru	0.77500	30000.	95	20660	No
121	GOM_NL__2PRFIN20060211_092944_000000382045_00065_20660_8599.N1	11-FEB-2006 09:29:44	Dark	38.000	29	Bet Car	1.6720	10200.	76	20660	No
122	GOM_NL__2PRFIN20060211_093218_000000382045_00065_20660_8600.N1	11-FEB-2006 09:32:18	Dark	37.500	71	lot Car	2.2460	7700.0	75	20660	No
123	GOM_NL__2PRFIN20060211_093357_000000402045_00065_20660_8601.N1	11-FEB-2006 09:33:57	Dark	40.000	46	Del Vel	1.9540	10600.	80	20660	No
124	GOM_NL__2PRFIN20060211_093622_000000352045_00065_20660_8602.N1	11-FEB-2006 09:36:22	Straylight	35.000	34	Gam2Vel	1.7930	23000.	70	20660	No
125	GOM_NL__2PRFIN20060211_093827_000000382045_00065_20660_8603.N1	11-FEB-2006 09:38:27	Straylight	37.500	70	Zet Pup	2.2460	39000.	75	20660	No
126	GOM_NL__2PRFIN20060211_094244_000000402045_00065_20660_8604.N1	11-FEB-2006 09:42:44	Straylight	39.500	132	15Rho Pup	2.8030	6900.0	79	20660	No
127	GOM_NL__2PRFIN20060211_095114_000000472045_00065_20660_8605.N1	11-FEB-2006 09:51:14	Bright	46.500	8	10Alp CMi	0.40000	6500.0	93	20660	No
128	GOM_NL__2PRFIN20060211_095735_000000382045_00065_20660_8606.N1	11-FEB-2006 09:57:35	Bright	38.000	17	78Bet Gem	1.1610	4500.0	76	20660	No
129	GOM_NL__2PRFIN20060211_101500_000000352045_00065_20660_8607.N1	11-FEB-2006 10:15:00	Bright	35.000	49	1Alp UMi	1.9900	6300.0	70	20660	No
130	GOM_NL__2PRFIN20060211_102145_000000352045_00065_20660_8608.N1	11-FEB-2006 10:21:45	Bright	34.500	89	5Alp Cep	2.4510	8000.0	69	20660	No
131	GOM_NL__2PRFIN20060211_102735_000000342045_00065_20660_8609.N1	11-FEB-2006 10:27:35	Bright	34.000	144	18Del Cyg	2.8600	11000.	68	20660	No
132	GOM_NL__2PRFIN20060211_102953_000000352045_00065_20660_8610.N1	11-FEB-2006 10:29:53	Bright	34.500	5	3Alp Lyr	0.033000	11000.	69	20660	No
133	GOM_NL__2PRFIN20060211_103642_000000342045_00065_20660_8611.N1	11-FEB-2006 10:36:42	Bright	33.500	168	17Zet Aql	2.9860	11000.	67	20660	No
134	GOM_NL__2PRFIN20060211_104753_000000372045_00065_20660_8612.N1	11-FEB-2006 10:47:53	Twilight	37.000	57	34Sig Sgr	2.0660	26000.	74	20660	No
135	GOM_NL__2PRFIN20060211_105033_000000412045_00065_20660_8613.N1	11-FEB-2006 10:50:33	Dark	41.000	38	20Eps Sgr	1.8360	11000.	82	20660	No
136	GOM_NL__2PRFIN20060211_105231_000000412045_00065_20660_8614.N1	11-FEB-2006 10:52:31	Dark	41.000	25	35Lam Sco	1.6200	28000.	82	20660	No
137	GOM_NL__2PRFIN20060211_105351_000000422045_00065_20660_8615.N1	11-FEB-2006 10:53:51	Dark	41.500	40	The Sco	1.8590	7100.0	83	20660	No
138	GOM_NL__2PRFIN20060211_105539_000000372045_00065_20660_8616.N1	11-FEB-2006 10:55:39	Dark	37.000	147	Alp Ara	2.8770	26000.	74	20660	No
139	GOM_NL__2PRFIN20060211_105708_000000372045_00065_20660_8617.N1	11-FEB-2006 10:57:08	Dark	37.000	141	Bet Ara	2.8400	4600.0	74	20660	No
140	GOM_NL__2PRFIN20060211_110306_000000462045_00066_20661_8596.N1	11-FEB-2006 11:03:06	Dark	45.500	4	Alp1Cen	-0.010000	5800.0	91	20661	No
141	GOM_NL__2PRFIN20060211_110424_000000352045_00066_20661_8597.N1	11-FEB-2006 11:04:24	Dark	35.000	10	Bet Cen	0.61000	28000.	70	20661	No
142	GOM_NL__2PRFIN20060211_110735_000000412045_00066_20661_8598.N1	11-FEB-2006 11:07:35	Dark	41.000	12	Alp1Cru	0.77500	30000.	82	20661	No
143	GOM_NL__2PRFIN20060211_111020_000000372045_00066_20661_8599.N1	11-FEB-2006 11:10:20	Dark	36.500	29	Bet Car	1.6720	10200.	73	20661	No
144	GOM_NL__2PRFIN20060211_111254_000000362045_00066_20661_8600.N1	11-FEB-2006 11:12:54	Dark	36.000	71	lot Car	2.2460	7700.0	72	20661	No
145	GOM_NL__2PRFIN20060211_111433_000000362045_00066_20661_8601.N1	11-FEB-2006 11:14:33	Dark	35.500	46	Del Vel	1.9540	10600.	71	20661	No
146	GOM_NL__2PRFIN20060211_111658_000000402045_00066_20661_8602.N1	11-FEB-2006 11:16:58	Straylight	39.500	34	Gam2Vel	1.7930	23000.	79	20661	No
147	GOM_NL__2PRFIN20060211_111903_000000372045_00066_20661_8603.N1	11-FEB-2006 11:19:03	Straylight	37.000	70	Zet Pup	2.2460	39000.	74	20661	No
148	GOM_NL__2PRFIN20060211_112320_000000392045_00066_20661_8604.N1	11-FEB-2006 11:23:20	Straylight	38.500	132	15Rho Pup	2.8030	6900.0	77	20661	No
149	GOM_NL__2PRFIN20060211_113149_000000442045_00066_20661_8605.N1	11-FEB-2006 11:31:49	Bright	44.000	8	10Alp CMi	0.40000	6500.0	88	20661	No
150	GOM_NL__2PRFIN20060211_113811_000000392045_00066_20661_8606.N1	11-FEB-2006 11:38:11	Bright	39.000	17	78Bet Gem	1.1610	4500.0	78	20661	No
151	GOM_NL__2PRFIN20060211_115536_000000352045_00066_20661_8607.N1	11-FEB-2006 11:55:36	Bright	35.000	49	1Alp UMi	1.9900	6300.0	70	20661	No
152	GOM_NL__2PRFIN20060211_120221_000000352045_00066_20661_8608.N1	11-FEB-2006 12:02:21	Bright	35.000	89	5Alp Cep	2.4510	8000.0	70	20661	No
153	GOM_NL__2PRFIN20060211_120810_000000342045_00066_20661_8609.N1	11-FEB-2006 12:08:10	Bright	34.000	144	18Del Cyg	2.8600	11000.	68	20661	No
154	GOM_NL__2PRFIN20060211_121029_000000392045_00066_20661_8610.N1	11-FEB-2006 12:10:29	Bright	38.500	5	3Alp Lyr	0.033000	11000.	77	20661	No
155	GOM_NL__2PRFIN20060211_121718_000000342045_00066_20661_8611.N1	11-FEB-2006 12:17:18	Bright	33.500	168	17Zet Aql	2.9860	11000.	67	20661	No
156	GOM_NL__2PRFIN20060211_122829_000000372045_00066_20661_8612.N1	11-FEB-2006 12:28:29	Twilight	37.000	57	34Sig Sgr	2.0660	26000.	74	20661	No
157	GOM_NL__2PRFIN20060211_123110_000000412045_00066_20661_8613.N1	11-FEB-2006 12:31:10	Dark	40.500	38	20Eps Sgr	1.8360	11000.	81	20661	No
158	GOM_NL__2PRFIN20060211_123307_000000412045_00066_20661_8614.N1	11-FEB-2006 12:33:07	Dark	40.500	25	35Lam Sco	1.6200	28000.	81	20661	No
159	GOM_NL__2PRFIN20060211_123427_000000442045_00066_20661_8615.N1	11-FEB-2006 12:34:27	Dark	44.000	40	The Sco	1.8590	7100.0	88	20661	No
160	GOM_NL__2PRFIN20060211_123616_000000382045_00066_20661_8616.N1	11-FEB-2006 12:36:16	Dark	38.000	147	Alp Ara	2.8770	26000.	76	20661	No

161	GOM_NL__2PRFIN20060211_123745_000000382045_00066_20661_8617.N1	11-FEB-2006 12:37:45	Dark	37.500	141	Bet Ara	2.8400	4600.0	75	20661	No
162	GOM_NL__2PRFIN20060211_124343_000000422045_00067_20662_8596.N1	11-FEB-2006 12:43:43	Dark	42.000	4	Alp1Cen	-0.010000	5800.0	84	20662	No
163	GOM_NL__2PRFIN20060211_124500_000000342045_00067_20662_8597.N1	11-FEB-2006 12:45:00	Dark	34.000	10	Bet Cen	0.61000	28000.	68	20662	No
164	GOM_NL__2PRFIN20060211_124812_000000422045_00067_20662_8598.N1	11-FEB-2006 12:48:12	Dark	42.000	12	Alp1Cru	0.77500	30000.	84	20662	No
165	GOM_NL__2PRFIN20060211_125056_000000372045_00067_20662_8599.N1	11-FEB-2006 12:50:56	Dark	37.000	29	Bet Car	1.6720	10200.	74	20662	No
166	GOM_NL__2PRFIN20060211_125330_000000392045_00067_20662_8600.N1	11-FEB-2006 12:53:30	Dark	38.500	71	lot Car	2.2460	7700.0	77	20662	No
167	GOM_NL__2PRFIN20060211_125509_000000402045_00067_20662_8601.N1	11-FEB-2006 12:55:09	Dark	40.000	46	Del Vel	1.9540	10600.	80	20662	No
168	GOM_NL__2PRFIN20060211_125734_000000412045_00067_20662_8602.N1	11-FEB-2006 12:57:34	Straylight	41.000	34	Gam2Vel	1.7930	23000.	82	20662	No
169	GOM_NL__2PRFIN20060211_125939_000000402045_00067_20662_8603.N1	11-FEB-2006 12:59:39	Straylight	39.500	70	Zet Pup	2.2460	39000.	79	20662	No
170	GOM_NL__2PRFIN20060211_130356_000000392045_00067_20662_8604.N1	11-FEB-2006 13:03:56	Straylight	39.000	132	15Rho Pup	2.8030	6900.0	78	20662	No
171	GOM_NL__2PRFIN20060211_131226_000000502045_00067_20662_8605.N1	11-FEB-2006 13:12:26	Bright	49.500	8	10Alp CMi	0.40000	6500.0	99	20662	No
172	GOM_NL__2PRFIN20060211_131847_000000382045_00067_20662_8606.N1	11-FEB-2006 13:18:47	Bright	37.500	17	78Bet Gem	1.1610	4500.0	75	20662	No
173	GOM_NL__2PRFIN20060211_133612_000000352045_00067_20662_8607.N1	11-FEB-2006 13:36:12	Bright	35.000	49	1Alp UMi	1.9900	6300.0	70	20662	No
174	GOM_NL__2PRFIN20060211_134257_000000352045_00067_20662_8608.N1	11-FEB-2006 13:42:57	Bright	35.000	89	5Alp Cep	2.4510	8000.0	70	20662	No
175	GOM_NL__2PRFIN20060211_134847_000000362045_00067_20662_8609.N1	11-FEB-2006 13:48:47	Bright	36.000	144	18Del Cyg	2.8600	11000.	72	20662	No
176	GOM_NL__2PRFIN20060211_135105_000000382045_00067_20662_8610.N1	11-FEB-2006 13:51:05	Bright	38.000	5	3Alp Lyr	0.033000	11000.	76	20662	No
177	GOM_NL__2PRFIN20060211_135754_000000342045_00067_20662_8611.N1	11-FEB-2006 13:57:54	Bright	33.500	168	17Zet Aql	2.9860	11000.	67	20662	No
178	GOM_NL__2PRFIN20060211_140905_000000402045_00067_20662_8612.N1	11-FEB-2006 14:09:05	Twilight	39.500	57	34Sig Sgr	2.0660	26000.	79	20662	No
179	GOM_NL__2PRFIN20060211_141146_000000402045_00067_20662_8613.N1	11-FEB-2006 14:11:46	Dark	39.500	38	20Eps Sgr	1.8360	11000.	79	20662	No
180	GOM_NL__2PRFIN20060211_141343_000000432045_00067_20662_8614.N1	11-FEB-2006 14:13:43	Dark	43.000	25	35Lam Sco	1.6200	28000.	86	20662	No
181	GOM_NL__2PRFIN20060211_141504_000000392045_00067_20662_8615.N1	11-FEB-2006 14:15:04	Dark	39.000	40	The Sco	1.8590	7100.0	78	20662	No
182	GOM_NL__2PRFIN20060211_141652_000000362045_00067_20662_8616.N1	11-FEB-2006 14:16:52	Dark	35.500	147	Alp Ara	2.8770	26000.	71	20662	No
183	GOM_NL__2PRFIN20060211_141821_000000392045_00067_20662_8617.N1	11-FEB-2006 14:18:21	Dark	39.000	141	Bet Ara	2.8400	4600.0	78	20662	No
184	GOM_NL__2PRFIN20060211_142419_000000462045_00068_20663_8616.N1	11-FEB-2006 14:24:19	Dark	46.000	4	Alp1Cen	-0.010000	5800.0	92	20663	No
185	GOM_NL__2PRFIN20060211_142537_000000342045_00068_20663_8617.N1	11-FEB-2006 14:25:37	Dark	34.000	10	Bet Cen	0.61000	28000.	68	20663	No
186	GOM_NL__2PRFIN20060211_142848_000000452045_00068_20663_8618.N1	11-FEB-2006 14:28:48	Dark	45.000	12	Alp1Cru	0.77500	30000.	90	20663	No
187	GOM_NL__2PRFIN20060211_143132_000000372045_00068_20663_8619.N1	11-FEB-2006 14:31:32	Dark	37.000	29	Bet Car	1.6720	10200.	74	20663	No
188	GOM_NL__2PRFIN20060211_143406_000000372045_00068_20663_8620.N1	11-FEB-2006 14:34:06	Dark	37.000	71	lot Car	2.2460	7700.0	74	20663	No
189	GOM_NL__2PRFIN20060211_143545_000000362045_00068_20663_8621.N1	11-FEB-2006 14:35:45	Dark	35.500	46	Del Vel	1.9540	10600.	71	20663	No
190	GOM_NL__2PRFIN20060211_143810_000000412045_00068_20663_8622.N1	11-FEB-2006 14:38:10	Straylight	40.500	34	Gam2Vel	1.7930	23000.	81	20663	No
191	GOM_NL__2PRFIN20060211_144015_000000402045_00068_20663_8623.N1	11-FEB-2006 14:40:15	Straylight	39.500	70	Zet Pup	2.2460	39000.	79	20663	No
192	GOM_NL__2PRFIN20060211_144433_000000392045_00068_20663_8624.N1	11-FEB-2006 14:44:33	Straylight	38.500	132	15Rho Pup	2.8030	6900.0	77	20663	No
193	GOM_NL__2PRFIN20060211_145301_000000522045_00068_20663_8625.N1	11-FEB-2006 14:53:01	Bright	52.000	8	10Alp CMi	0.40000	6500.0	104	20663	No
194	GOM_NL__2PRFIN20060211_145923_000000382045_00068_20663_8626.N1	11-FEB-2006 14:59:23	Bright	38.000	17	78Bet Gem	1.1610	4500.0	76	20663	No
195	GOM_NL__2PRFIN20060211_151648_000000362045_00068_20663_8627.N1	11-FEB-2006 15:16:48	Bright	36.000	49	1Alp UMi	1.9900	6300.0	72	20663	No
196	GOM_NL__2PRFIN20060211_152333_000000362045_00068_20663_8628.N1	11-FEB-2006 15:23:33	Bright	35.500	89	5Alp Cep	2.4510	8000.0	71	20663	No
197	GOM_NL__2PRFIN20060211_152923_000000352045_00068_20663_8629.N1	11-FEB-2006 15:29:23	Bright	35.000	144	18Del Cyg	2.8600	11000.	70	20663	No
198	GOM_NL__2PRFIN20060211_153141_000000362045_00068_20663_8630.N1	11-FEB-2006 15:31:41	Bright	35.500	5	3Alp Lyr	0.033000	11000.	71	20663	No
199	GOM_NL__2PRFIN20060211_153830_000000342045_00068_20663_8631.N1	11-FEB-2006 15:38:30	Bright	34.000	168	17Zet Aql	2.9860	11000.	68	20663	No
200	GOM_NL__2PRFIN20060211_154941_000000392045_00068_20663_8632.N1	11-FEB-2006 15:49:41	Twilight	38.500	57	34Sig Sgr	2.0660	26000.	77	20663	No
201	GOM_NL__2PRFIN20060211_155222_000000392045_00068_20663_8633.N1	11-FEB-2006 15:52:22	Dark	39.000	38	20Eps Sgr	1.8360	11000.	78	20663	No
202	GOM_NL__2PRFIN20060211_155420_000000412045_00068_20663_8634.N1	11-FEB-2006 15:54:20	Dark	40.500	25	35Lam Sco	1.6200	28000.	81	20663	No
203	GOM_NL__2PRFIN20060211_155540_000000422045_00068_20663_8635.N1	11-FEB-2006 15:55:40	Dark	42.000	40	The Sco	1.8590	7100.0	84	20663	No
204	GOM_NL__2PRFIN20060211_155728_000000372045_00068_20663_8636.N1	11-FEB-2006 15:57:28	Dark	37.000	147	Alp Ara	2.8770	26000.	74	20663	No
205	GOM_NL__2PRFIN20060211_155857_000000402045_00068_20663_8637.N1	11-FEB-2006 15:58:57	Dark	40.000	141	Bet Ara	2.8400	4600.0	80	20663	No
206	GOM_NL__2PRFIN20060211_160456_000000462045_00069_20664_8616.N1	11-FEB-2006 16:04:56	Dark	46.000	4	Alp1Cen	-0.010000	5800.0	92	20664	No
207	GOM_NL__2PRFIN20060211_160614_000000332045_00069_20664_8617.N1	11-FEB-2006 16:06:14	Dark	33.000	10	Bet Cen	0.61000	28000.	66	20664	No
208	GOM_NL__2PRFIN20060211_160924_000000442045_00069_20664_8618.N1	11-FEB-2006 16:09:24	Dark	44.000	12	Alp1Cru	0.77500	30000.	88	20664	No
209	GOM_NL__2PRFIN20060211_161208_000000462045_00069_20664_8619.N1	11-FEB-2006 16:12:08	Dark	45.500	29	Bet Car	1.6720	10200.	91	20664	No
210	GOM_NL__2PRFIN20060211_161442_000000402045_00069_20664_8620.N1	11-FEB-2006 16:14:42	Dark	40.000	71	lot Car	2.2460	7700.0	80	20664	No
211	GOM_NL__2PRFIN20060211_161622_000000372045_00069_20664_8621.N1	11-FEB-2006 16:16:22	Dark	37.000	46	Del Vel	1.9540	10600.	74	20664	No
212	GOM_NL__2PRFIN20060211_161847_000000392045_00069_20664_8622.N1	11-FEB-2006 16:18:47	Straylight	39.000	34	Gam2Vel	1.7930	23000.	78	20664	No
213	GOM_NL__2PRFIN20060211_162051_000000412045_00069_20664_8623.N1	11-FEB-2006 16:20:51	Straylight	40.500	70	Zet Pup	2.2460	39000.	81	20664	No
214	GOM_NL__2PRFIN20060211_162509_000000412045_00069_20664_8624.N1	11-FEB-2006 16:25:09	Straylight	40.500	132	15Rho Pup	2.8030	6900.0	81	20664	No
215	GOM_NL__2PRFIN20060211_163338_000000522045_00069_20664_8625.N1	11-FEB-2006 16:33:38	Bright	52.000	8	10Alp CMi	0.40000	6500.0	104	20664	No
216	GOM_NL__2PRFIN20060211_163959_000000382045_00069_20664_8626.N1	11-FEB-2006 16:39:59	Bright	37.500	17	78Bet Gem	1.1610	4500.0	75	20664	No
217	GOM_NL__2PRFIN20060211_165724_000000372045_00069_20664_8627.N1	11-FEB-2006 16:57:24	Bright	36.500	49	1Alp UMi	1.9900	6300.0	73	20664	No
218	GOM_NL__2PRFIN20060211_170410_000000362045_00069_20664_8628.N1	11-FEB-2006 17:04:10	Bright	35.500	89	5Alp Cep	2.4510	8000.0	71	20664	No
219	GOM_NL__2PRFIN20060211_170959_000000342045_00069_20664_8629.N1	11-FEB-2006 17:09:59	Bright	34.000	144	18Del Cyg	2.8600	11000.	68	20664	No

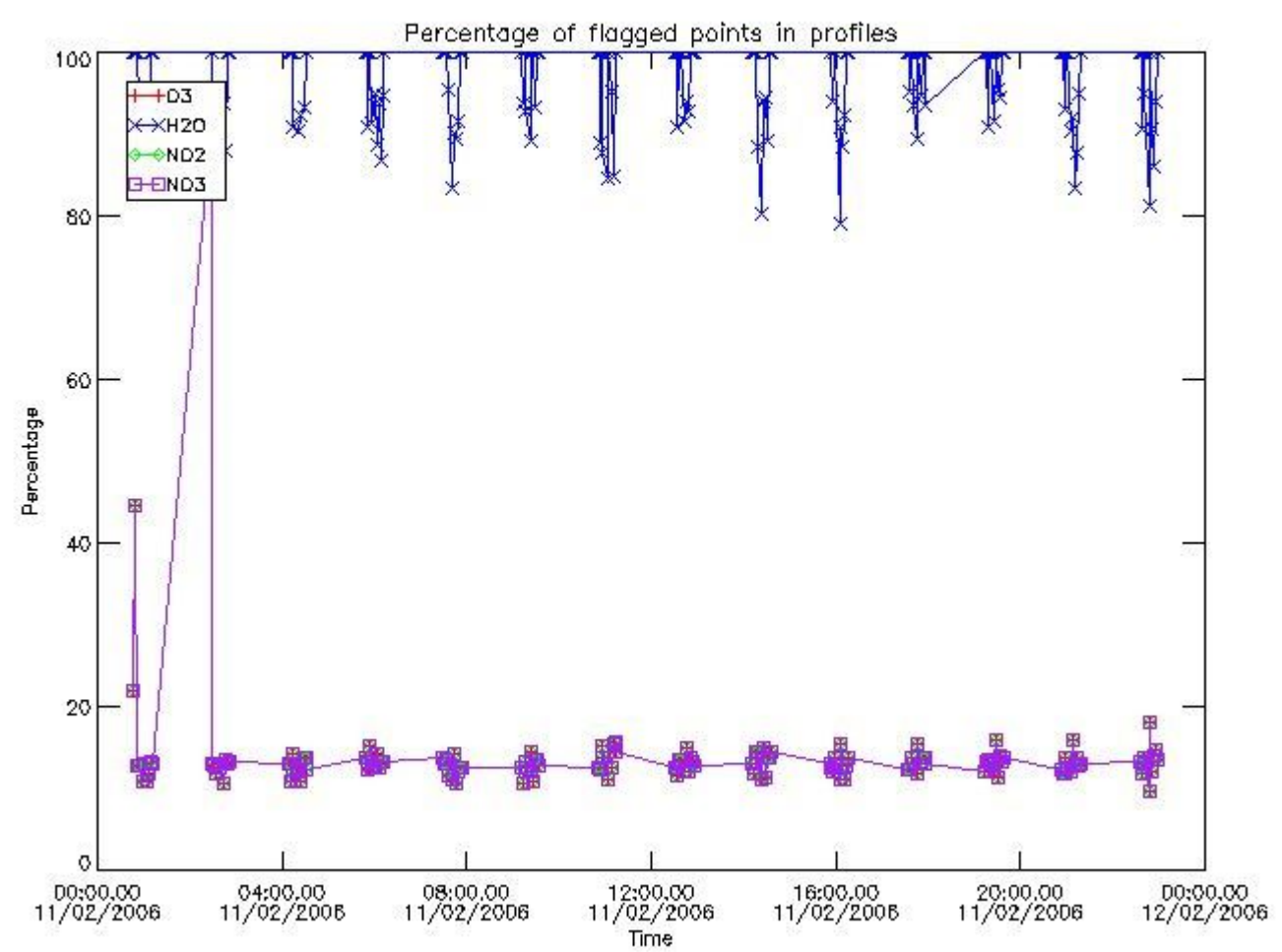
220	GOM_NL__2PRFIN20060211_171217_000000362045_00069_20664_8630.N1	11-FEB-2006 17:12:17	Bright	36.000	5	3Alp Lyr	0.033000	11000.	72	20664	No
221	GOM_NL__2PRFIN20060211_171906_000000342045_00069_20664_8631.N1	11-FEB-2006 17:19:06	Bright	34.000	168	17Zet Aql	2.9860	11000.	68	20664	No
222	GOM_NL__2PRFIN20060211_173018_000000382045_00069_20664_8632.N1	11-FEB-2006 17:30:18	Twilight	37.500	57	34Sig Sgr	2.0660	26000.	75	20664	No
223	GOM_NL__2PRFIN20060211_173258_000000422045_00069_20664_8633.N1	11-FEB-2006 17:32:58	Dark	41.500	38	20Eps Sgr	1.8360	11000.	83	20664	No
224	GOM_NL__2PRFIN20060211_173457_000000422045_00069_20664_8634.N1	11-FEB-2006 17:34:57	Dark	41.500	25	35Lam Sco	1.6200	28000.	83	20664	No
225	GOM_NL__2PRFIN20060211_173617_000000422045_00069_20664_8635.N1	11-FEB-2006 17:36:17	Dark	41.500	40	The Sco	1.8590	7100.0	83	20664	No
226	GOM_NL__2PRFIN20060211_173805_000000372045_00069_20664_8636.N1	11-FEB-2006 17:38:05	Dark	37.000	147	Alp Ara	2.8770	26000.	74	20664	No
227	GOM_NL__2PRFIN20060211_173934_000000392045_00069_20664_8637.N1	11-FEB-2006 17:39:34	Dark	39.000	141	Bet Ara	2.8400	4600.0	78	20664	No
228	GOM_NL__2PRFIN20060211_174532_000000432045_00070_20665_8616.N1	11-FEB-2006 17:45:32	Dark	43.000	4	Alp1Cen	-0.010000	5800.0	86	20665	No
229	GOM_NL__2PRFIN20060211_174650_000000332045_00070_20665_8617.N1	11-FEB-2006 17:46:50	Dark	33.000	10	Bet Cen	0.610000	28000.	66	20665	No
230	GOM_NL__2PRFIN20060211_175001_000000392045_00070_20665_8618.N1	11-FEB-2006 17:50:01	Dark	39.000	12	Alp1Cru	0.775000	30000.	78	20665	No
231	GOM_NL__2PRFIN20060211_175245_000000372045_00070_20665_8619.N1	11-FEB-2006 17:52:45	Dark	37.000	29	Bet Car	1.6720	10200.	74	20665	No
232	GOM_NL__2PRFIN20060211_175519_000000372045_00070_20665_8620.N1	11-FEB-2006 17:55:19	Dark	37.000	71	lot Car	2.2460	7700.0	74	20665	No
233	GOM_NL__2PRFIN20060211_175658_000000402045_00070_20665_8621.N1	11-FEB-2006 17:56:58	Dark	39.500	46	Del Vel	1.9540	10600.	79	20665	No
234	GOM_NL__2PRFIN20060211_175923_000000392045_00070_20665_8622.N1	11-FEB-2006 17:59:23	Straylight	38.500	34	Gam2Vel	1.7930	23000.	77	20665	No
235	GOM_NL__2PRFIN20060211_180127_000000392045_00070_20665_8623.N1	11-FEB-2006 18:01:27	Straylight	38.500	70	Zet Pup	2.2460	39000.	77	20665	No
236	GOM_NL__2PRFIN20060211_180545_000000412045_00070_20665_8624.N1	11-FEB-2006 18:05:45	Straylight	41.000	132	15Rho Pup	2.8030	6900.0	82	20665	No
237	GOM_NL__2PRFIN20060211_181414_000000472045_00070_20665_8625.N1	11-FEB-2006 18:14:14	Bright	47.000	8	10Alp CMi	0.400000	6500.0	94	20665	No
238	GOM_NL__2PRFIN20060211_182035_000000382045_00070_20665_8626.N1	11-FEB-2006 18:20:35	Bright	38.000	17	78Bet Gem	1.1610	4500.0	76	20665	No
239	GOM_NL__2PRFIN20060211_183800_000000362045_00070_20665_8627.N1	11-FEB-2006 18:38:00	Bright	36.000	49	1Alp UMi	1.9900	6300.0	72	20665	No
240	GOM_NL__2PRFIN20060211_184446_000000372045_00070_20665_8628.N1	11-FEB-2006 18:44:46	Bright	37.000	89	5Alp Cep	2.4510	8000.0	74	20665	No
241	GOM_NL__2PRFIN20060211_185035_000000342045_00070_20665_8629.N1	11-FEB-2006 18:50:35	Bright	33.500	144	18Del Cyg	2.8600	11000.	67	20665	No
242	GOM_NL__2PRFIN20060211_185253_000000362045_00070_20665_8630.N1	11-FEB-2006 18:52:53	Bright	35.500	5	3Alp Lyr	0.033000	11000.	71	20665	No
243	GOM_NL__2PRFIN20060211_185943_000000342045_00070_20665_8631.N1	11-FEB-2006 18:59:43	Bright	34.000	168	17Zet Aql	2.9860	11000.	68	20665	No
244	GOM_NL__2PRFIN20060211_191054_000000412045_00070_20665_8632.N1	11-FEB-2006 19:10:54	Twilight	41.000	57	34Sig Sgr	2.0660	26000.	82	20665	No
245	GOM_NL__2PRFIN20060211_191335_000000422045_00070_20665_8633.N1	11-FEB-2006 19:13:35	Dark	42.000	38	20Eps Sgr	1.8360	11000.	84	20665	No
246	GOM_NL__2PRFIN20060211_191533_000000392045_00070_20665_8634.N1	11-FEB-2006 19:15:33	Dark	38.500	25	35Lam Sco	1.6200	28000.	77	20665	No
247	GOM_NL__2PRFIN20060211_191653_000000392045_00070_20665_8635.N1	11-FEB-2006 19:16:53	Dark	38.500	40	The Sco	1.8590	7100.0	77	20665	No
248	GOM_NL__2PRFIN20060211_191841_000000382045_00070_20665_8636.N1	11-FEB-2006 19:18:41	Dark	38.000	147	Alp Ara	2.8770	26000.	76	20665	No
249	GOM_NL__2PRFIN20060211_192010_000000402045_00070_20665_8637.N1	11-FEB-2006 19:20:10	Dark	39.500	141	Bet Ara	2.8400	4600.0	79	20665	No
250	GOM_NL__2PRFIN20060211_192609_000000422045_00071_20666_8616.N1	11-FEB-2006 19:26:09	Dark	41.500	4	Alp1Cen	-0.010000	5800.0	83	20666	No
251	GOM_NL__2PRFIN20060211_192727_000000322045_00071_20666_8617.N1	11-FEB-2006 19:27:27	Dark	32.000	10	Bet Cen	0.610000	28000.	64	20666	No
252	GOM_NL__2PRFIN20060211_193038_000000452045_00071_20666_8618.N1	11-FEB-2006 19:30:38	Dark	45.000	12	Alp1Cru	0.775000	30000.	90	20666	No
253	GOM_NL__2PRFIN20060211_193321_000000372045_00071_20666_8619.N1	11-FEB-2006 19:33:21	Dark	36.500	29	Bet Car	1.6720	10200.	73	20666	No
254	GOM_NL__2PRFIN20060211_193555_000000392045_00071_20666_8620.N1	11-FEB-2006 19:35:55	Dark	38.500	71	lot Car	2.2460	7700.0	77	20666	No
255	GOM_NL__2PRFIN20060211_193734_000000412045_00071_20666_8621.N1	11-FEB-2006 19:37:34	Dark	41.000	46	Del Vel	1.9540	10600.	82	20666	No
256	GOM_NL__2PRFIN20060211_193959_000000422045_00071_20666_8622.N1	11-FEB-2006 19:39:59	Straylight	42.000	34	Gam2Vel	1.7930	23000.	84	20666	No
257	GOM_NL__2PRFIN20060211_194203_000000412045_00071_20666_8623.N1	11-FEB-2006 19:42:03	Straylight	41.000	70	Zet Pup	2.2460	39000.	82	20666	No
258	GOM_NL__2PRFIN20060211_194621_000000382045_00071_20666_8624.N1	11-FEB-2006 19:46:21	Straylight	38.000	132	15Rho Pup	2.8030	6900.0	76	20666	No
259	GOM_NL__2PRFIN20060211_195450_000000522045_00071_20666_8625.N1	11-FEB-2006 19:54:50	Bright	52.000	8	10Alp CMi	0.400000	6500.0	104	20666	No
260	GOM_NL__2PRFIN20060211_200111_000000382045_00071_20666_8626.N1	11-FEB-2006 20:01:11	Bright	37.500	17	78Bet Gem	1.1610	4500.0	75	20666	No
261	GOM_NL__2PRFIN20060211_201836_000000352045_00071_20666_8627.N1	11-FEB-2006 20:18:36	Bright	34.500	49	1Alp UMi	1.9900	6300.0	69	20666	No
262	GOM_NL__2PRFIN20060211_202522_000000352045_00071_20666_8628.N1	11-FEB-2006 20:25:22	Bright	34.500	89	5Alp Cep	2.4510	8000.0	69	20666	No
263	GOM_NL__2PRFIN20060211_203111_000000342045_00071_20666_8629.N1	11-FEB-2006 20:31:11	Bright	34.000	144	18Del Cyg	2.8600	11000.	68	20666	No
264	GOM_NL__2PRFIN20060211_203329_000000362045_00071_20666_8630.N1	11-FEB-2006 20:33:29	Bright	35.500	5	3Alp Lyr	0.033000	11000.	71	20666	No
265	GOM_NL__2PRFIN20060211_204019_000000342045_00071_20666_8631.N1	11-FEB-2006 20:40:19	Bright	33.500	168	17Zet Aql	2.9860	11000.	67	20666	No
266	GOM_NL__2PRFIN20060211_205130_000000382045_00071_20666_8632.N1	11-FEB-2006 20:51:30	Twilight	38.000	57	34Sig Sgr	2.0660	26000.	76	20666	No
267	GOM_NL__2PRFIN20060211_205411_000000422045_00071_20666_8633.N1	11-FEB-2006 20:54:11	Dark	41.500	38	20Eps Sgr	1.8360	11000.	83	20666	No
268	GOM_NL__2PRFIN20060211_205609_000000432045_00071_20666_8634.N1	11-FEB-2006 20:56:09	Dark	43.000	25	35Lam Sco	1.6200	28000.	86	20666	No
269	GOM_NL__2PRFIN20060211_205729_000000432045_00071_20666_8635.N1	11-FEB-2006 20:57:29	Dark	43.000	40	The Sco	1.8590	7100.0	86	20666	No
270	GOM_NL__2PRFIN20060211_205917_000000372045_00071_20666_8636.N1	11-FEB-2006 20:59:17	Dark	37.000	147	Alp Ara	2.8770	26000.	74	20666	No
271	GOM_NL__2PRFIN20060211_210046_000000412045_00071_20666_8637.N1	11-FEB-2006 21:00:46	Dark	40.500	141	Bet Ara	2.8400	4600.0	81	20666	No
272	GOM_NL__2PRFIN20060211_210645_000000422045_00072_20667_8616.N1	11-FEB-2006 21:06:45	Dark	42.000	4	Alp1Cen	-0.010000	5800.0	84	20667	No
273	GOM_NL__2PRFIN20060211_210803_000000322045_00072_20667_8617.N1	11-FEB-2006 21:08:03	Dark	32.000	10	Bet Cen	0.610000	28000.	64	20667	No
274	GOM_NL__2PRFIN20060211_211114_000000402045_00072_20667_8618.N1	11-FEB-2006 21:11:14	Dark	39.500	12	Alp1Cru	0.775000	30000.	79	20667	No
275	GOM_NL__2PRFIN20060211_211357_000000372045_00072_20667_8619.N1	11-FEB-2006 21:13:57	Dark	37.000	29	Bet Car	1.6720	10200.	74	20667	No
276	GOM_NL__2PRFIN20060211_211631_000000402045_00072_20667_8620.N1	11-FEB-2006 21:16:31	Dark	40.000	71	lot Car	2.2460	7700.0	80	20667	No
277	GOM_NL__2PRFIN20060211_211810_000000402045_00072_20667_8621.N1	11-FEB-2006 21:18:10	Dark	39.500	46	Del Vel	1.9540	10600.	79	20667	No
278	GOM_NL__2PRFIN20060211_212035_000000402045_00072_20667_8622.N1	11-FEB-2006 21:20:35	Straylight	39.500	34	Gam2Vel	1.7930	23000.	79	20667	No

279	GOM_NL__2PRFIN20060211_212239_000000382045_00072_20667_8623.N1	11-FEB-2006 21:22:39	Straylight	38.000	70	Zet Pup	2.2460	39000.	76	20667	No
280	GOM_NL__2PRFIN20060211_212657_000000382045_00072_20667_8624.N1	11-FEB-2006 21:26:57	Straylight	38.000	132	15Rho Pup	2.8030	6900.0	76	20667	No
281	GOM_NL__2PRFIN20060211_213526_000000522045_00072_20667_8625.N1	11-FEB-2006 21:35:26	Bright	52.000	8	10Alp CMi	0.40000	6500.0	104	20667	No
282	GOM_NL__2PRFIN20060211_214147_000000382045_00072_20667_8626.N1	11-FEB-2006 21:41:47	Bright	38.000	17	78Bet Gem	1.1610	4500.0	76	20667	No
283	GOM_NL__2PRFIN20060211_215912_000000372045_00072_20667_8627.N1	11-FEB-2006 21:59:12	Bright	37.000	49	1Alp UMi	1.9900	6300.0	74	20667	No
284	GOM_NL__2PRFIN20060211_220558_000000362045_00072_20667_8628.N1	11-FEB-2006 22:05:58	Bright	35.500	89	5Alp Cep	2.4510	8000.0	71	20667	No
285	GOM_NL__2PRFIN20060211_221147_000000362045_00072_20667_8629.N1	11-FEB-2006 22:11:47	Bright	35.500	144	18Del Cyg	2.8600	11000.	71	20667	No
286	GOM_NL__2PRFIN20060211_221405_000000402045_00072_20667_8630.N1	11-FEB-2006 22:14:05	Bright	39.500	5	3Alp Lyr	0.033000	11000.	79	20667	No
287	GOM_NL__2PRFIN20060211_222055_000000342045_00072_20667_8631.N1	11-FEB-2006 22:20:55	Bright	33.500	168	17Zet Aql	2.9860	11000.	67	20667	No
288	GOM_NL__2PRFIN20060211_223206_000000422045_00072_20667_8632.N1	11-FEB-2006 22:32:06	Twilight	41.500	57	34Sig Sgr	2.0660	26000.	83	20667	No
289	GOM_NL__2PRFIN20060211_223447_000000432045_00072_20667_8633.N1	11-FEB-2006 22:34:47	Dark	42.500	38	20Eps Sgr	1.8360	11000.	85	20667	No
290	GOM_NL__2PRFIN20060211_223646_000000412045_00072_20667_8634.N1	11-FEB-2006 22:36:46	Dark	40.500	25	35Lam Sco	1.6200	28000.	81	20667	No
291	GOM_NL__2PRFIN20060211_223806_000000442045_00072_20667_8635.N1	11-FEB-2006 22:38:06	Dark	43.500	40	The Sco	1.8590	7100.0	87	20667	No
292	GOM_NL__2PRFIN20060211_223954_000000372045_00072_20667_8636.N1	11-FEB-2006 22:39:54	Dark	37.000	147	Alp Ara	2.8770	26000.	74	20667	No
293	GOM_NL__2PRFIN20060211_224123_000000402045_00072_20667_8637.N1	11-FEB-2006 22:41:23	Dark	39.500	141	Bet Ara	2.8400	4600.0	79	20667	No
294	GOM_NL__2PRFIN20060211_224722_000000542045_00073_20668_8616.N1	11-FEB-2006 22:47:22	Dark	53.500	4	Alp1Cen	-0.010000	5800.0	107	20668	No
295	GOM_NL__2PRFIN20060211_224840_000000312045_00073_20668_8617.N1	11-FEB-2006 22:48:40	Dark	31.000	10	Bet Cen	0.61000	28000.	62	20668	No
296	GOM_NL__2PRFIN20060211_225150_000000432045_00073_20668_8618.N1	11-FEB-2006 22:51:50	Dark	42.500	12	Alp1Cru	0.77500	30000.	85	20668	No
297	GOM_NL__2PRFIN20060211_225433_000000372045_00073_20668_8619.N1	11-FEB-2006 22:54:33	Dark	36.500	29	Bet Car	1.6720	10200.	73	20668	No
298	GOM_NL__2PRFIN20060211_225707_000000422045_00073_20668_8620.N1	11-FEB-2006 22:57:07	Dark	41.500	71	lot Car	2.2460	7700.0	83	20668	No
299	GOM_NL__2PRFIN20060211_225846_000000382045_00073_20668_8621.N1	11-FEB-2006 22:58:46	Dark	38.000	46	Del Vel	1.9540	10600.	76	20668	No
300	GOM_NL__2PRFIN20060211_230111_000000412045_00073_20668_8622.N1	11-FEB-2006 23:01:11	Straylight	40.500	34	Gam2Vel	1.7930	23000.	81	20668	No
301	GOM_NL__2PRFIN20060211_230315_000000372045_00073_20668_8623.N1	11-FEB-2006 23:03:15	Straylight	36.500	70	Zet Pup	2.2460	39000.	73	20668	No
302	GOM_NL__2PRFIN20060211_230733_000000392045_00073_20668_8624.N1	11-FEB-2006 23:07:33	Straylight	39.000	132	15Rho Pup	2.8030	6900.0	78	20668	No
303	GOM_NL__2PRFIN20060211_231602_000000442045_00073_20668_8625.N1	11-FEB-2006 23:16:02	Bright	44.000	8	10Alp CMi	0.40000	6500.0	88	20668	No
304	GOM_NL__2PRFIN20060211_232223_000000392045_00073_20668_8626.N1	11-FEB-2006 23:22:23	Bright	38.500	17	78Bet Gem	1.1610	4500.0	77	20668	No
305	GOM_NL__2PRFIN20060211_233948_000000352045_00073_20668_8627.N1	11-FEB-2006 23:39:48	Bright	34.500	49	1Alp UMi	1.9900	6300.0	69	20668	No
306	GOM_NL__2PRFIN20060211_234634_000000352045_00073_20668_8628.N1	11-FEB-2006 23:46:34	Bright	34.500	89	5Alp Cep	2.4510	8000.0	69	20668	No
307	GOM_NL__2PRFIN20060211_235223_000000332045_00073_20668_8629.N1	11-FEB-2006 23:52:23	Bright	33.000	144	18Del Cyg	2.8600	11000.	66	20668	No
308	GOM_NL__2PRFIN20060211_235441_000000382045_00073_20668_8630.N1	11-FEB-2006 23:54:41	Bright	37.500	5	3Alp Lyr	0.033000	11000.	75	20668	No

3. Quality information per product

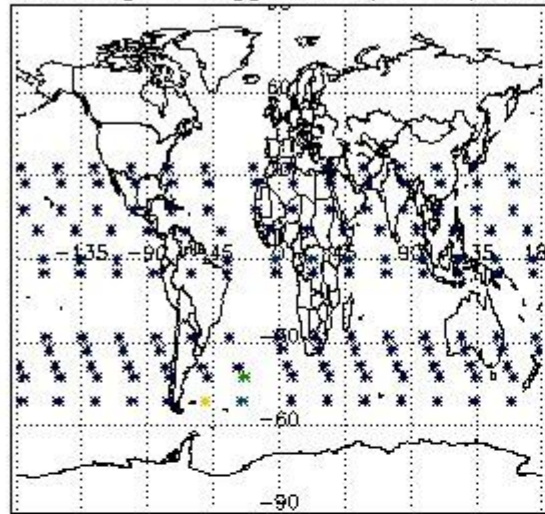
In this section it is plotted some information contained in the Quality Summary data set of the level 2 products. Only products in dark limb conditions and without errors (error flag in the MPH set to "0") are used.

3.1 Plot quality information per product (time dependant)

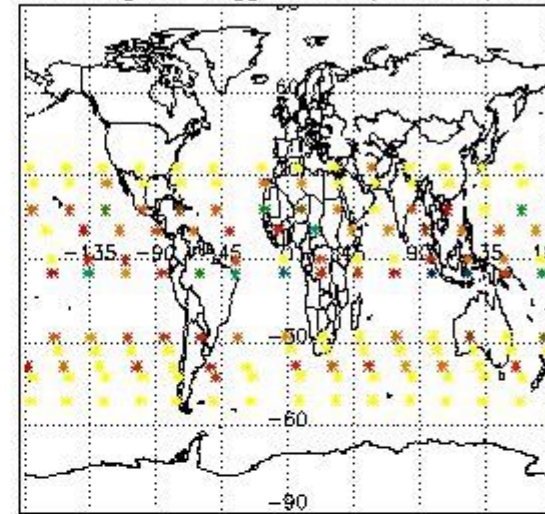


3.2 Plot quality information per product (world map)


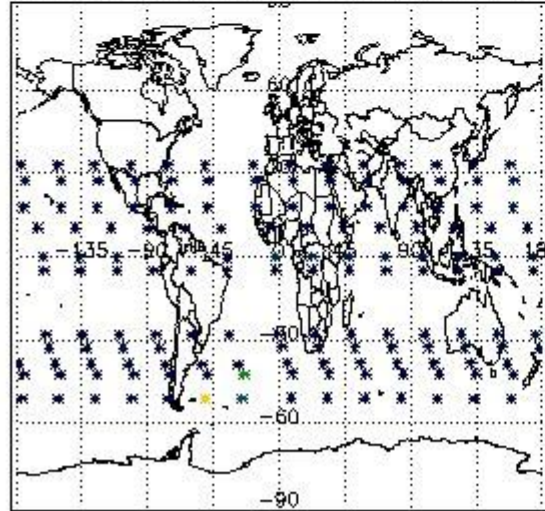
Percentage of flagged data per O3 profile



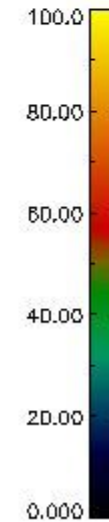
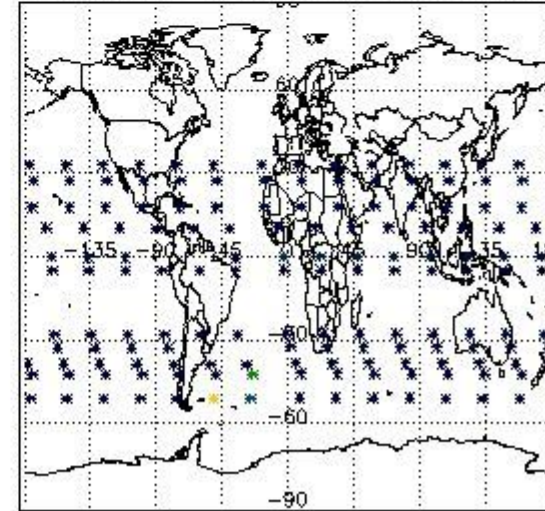
Percentage of flagged data per H2O profile



Percentage of flagged data per NO2 profile



Percentage of flagged data per NO3 profile

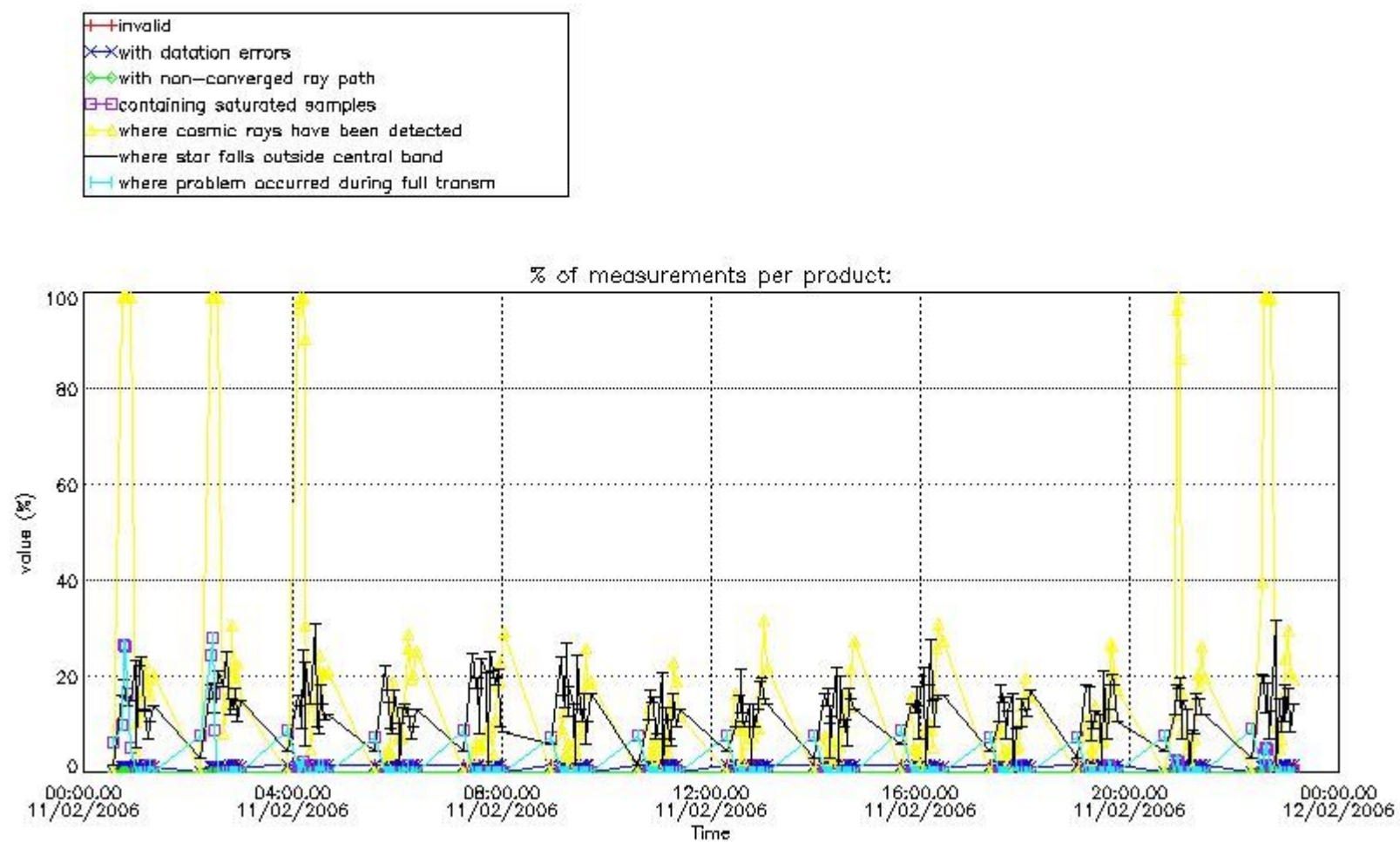


4. Level 1 quality information per product

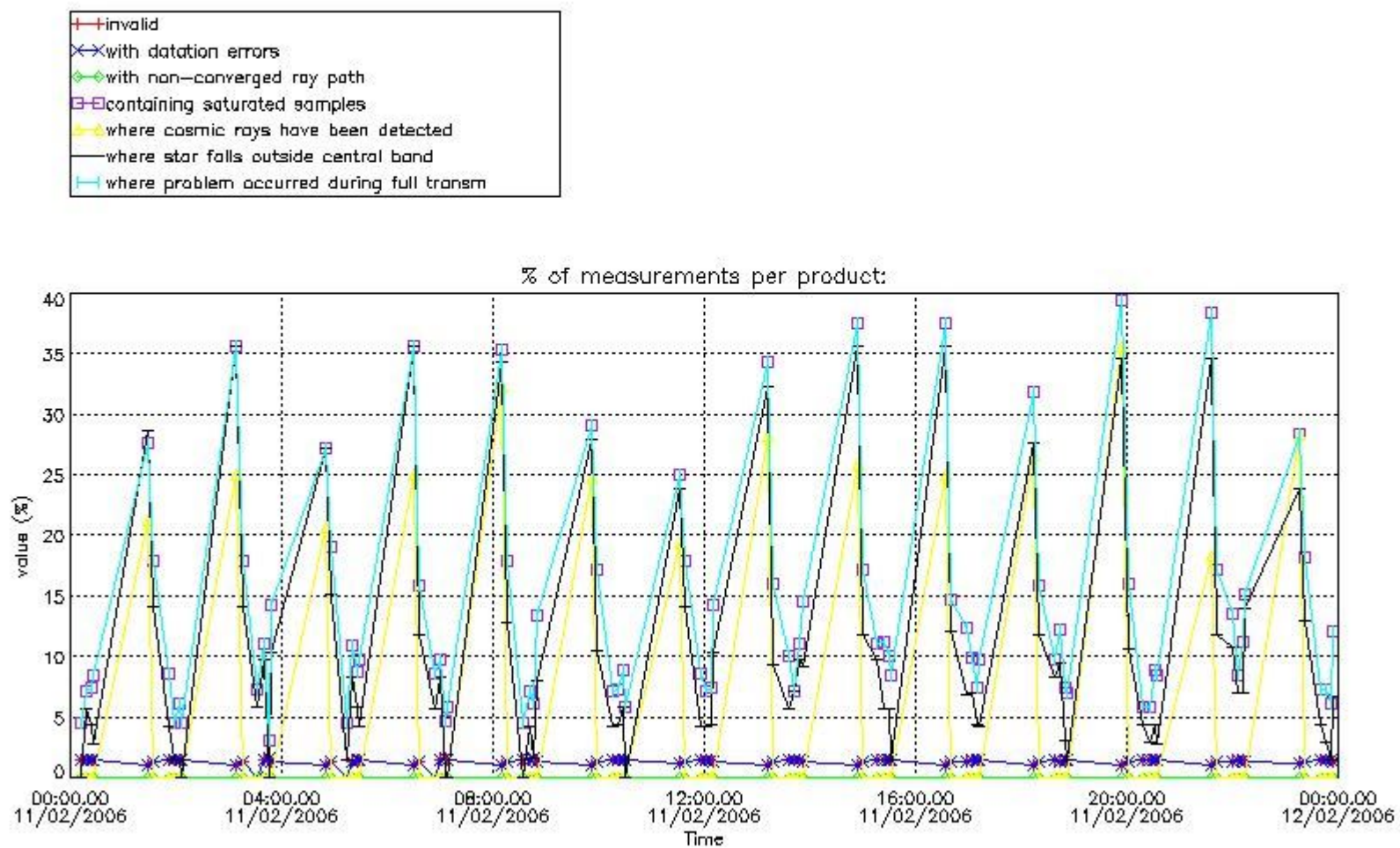
In this section it is plotted some information contained in the Quality Summary data set of the level 2 products that comes from the level 1b processing. Products without errors (error flag in the MPH set to "0") are used.

4.1 Plot quality information per product (time dependant) coming from level 1b processing

4.1.1 Plot level 1 quality information per product (time dependant): ENVISAT ASCENDING passes

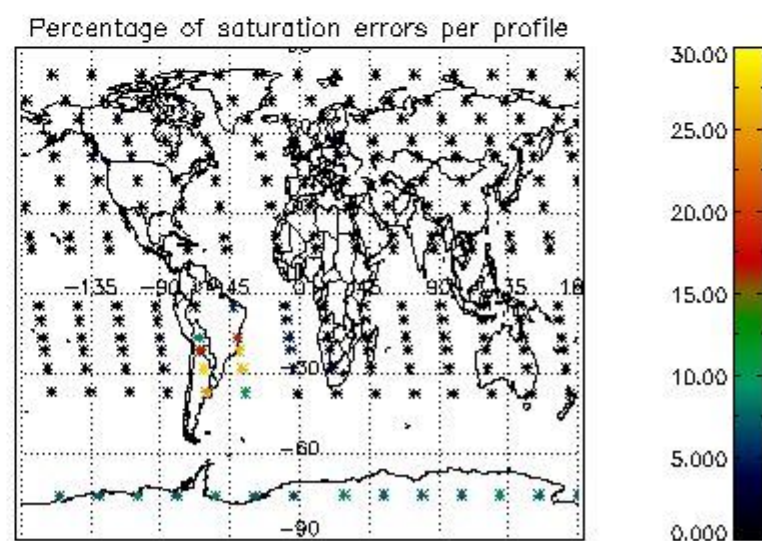
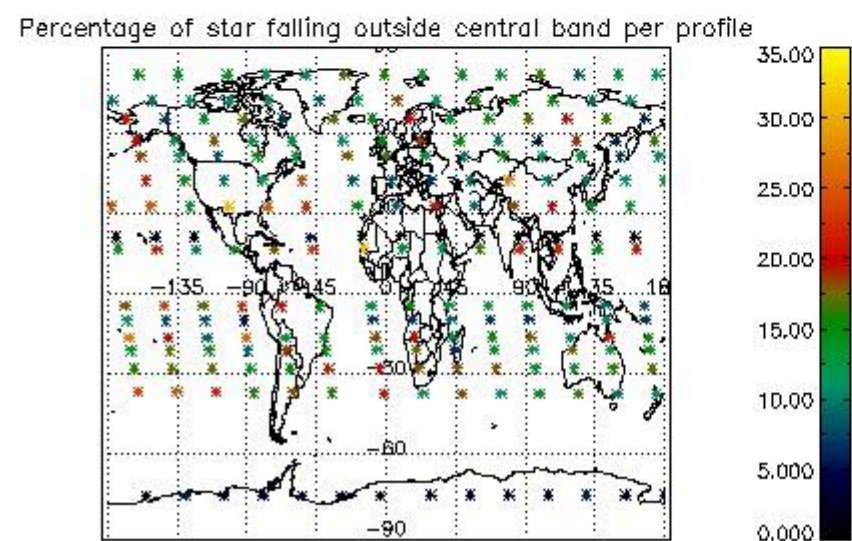
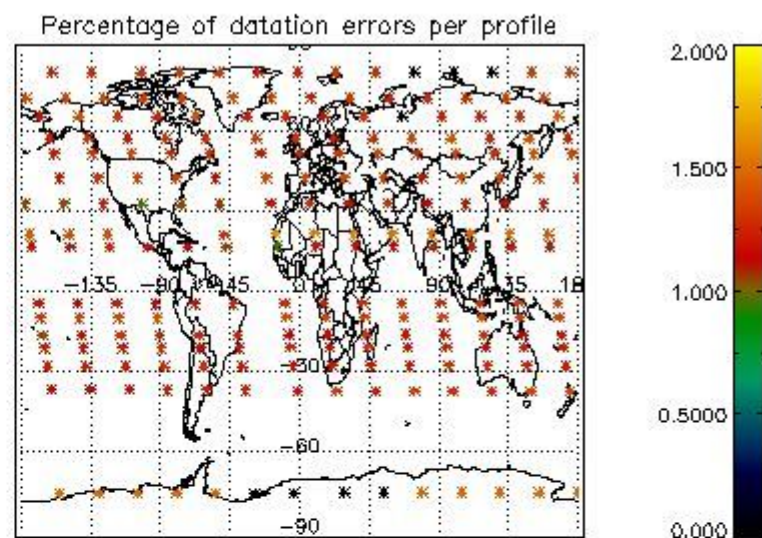
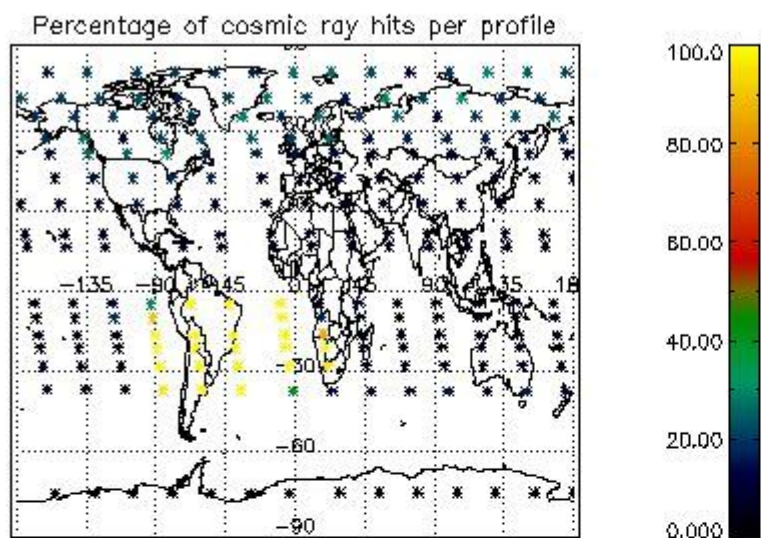


4.1.2 Plot level 1 quality information per product (time dependant): ENVI SAT DESCENDING passes



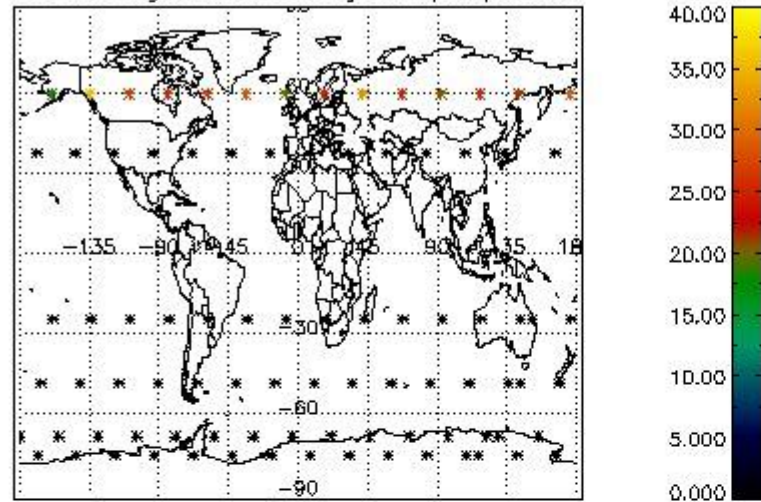
4.2 Plot quality information per product coming from level 1b processing (world map)

4.2.1 Plot level 1 quality information per product (world map): ENVISAT ASCENDING passes

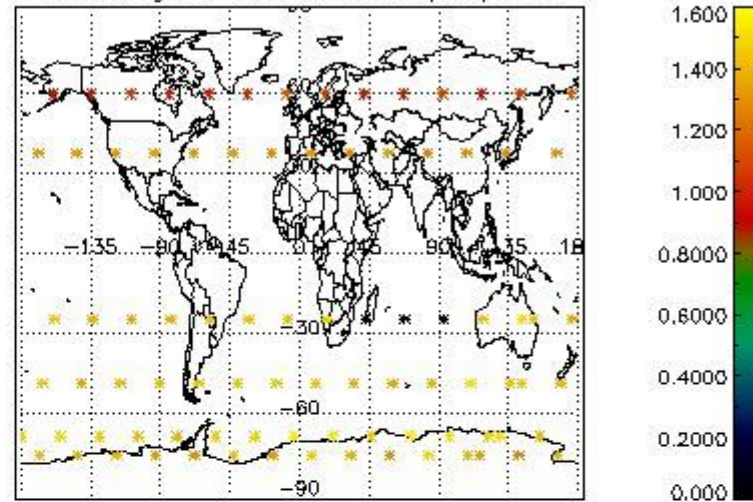


4.2.2 Plot level 1 quality information per product (world map): ENVISAT DESCENDING passes

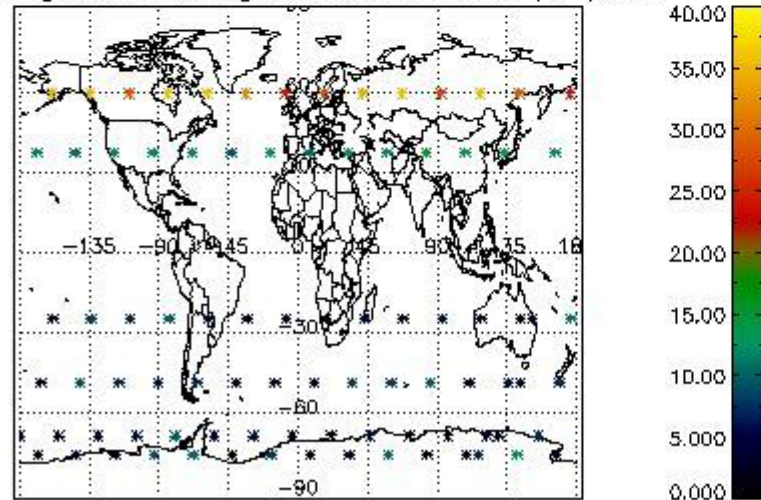
Percentage of cosmic ray hits per profile



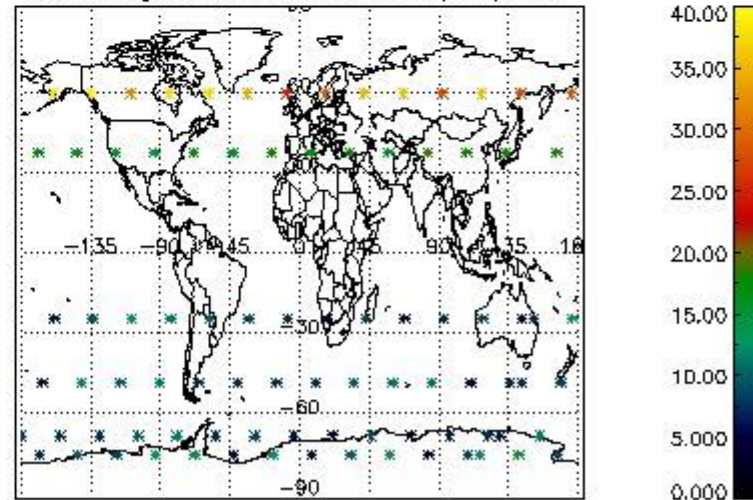
Percentage of datation errors per profile



Percentage of star falling outside central band per profile



Percentage of saturation errors per profile



5. Trace gas profiles

5.1 Ozone statistics based on quality of products

The final quality of the products can be "measured" using the STD (Standard Deviation) attached to every point profile. This information is written to the parameter GOM_NL__2P/NL_LOCAL_SPECIES_DENSITY/o3_std of the level 2 products. The table below shows the statistics for given STD ranges.

The statistics are given with respect to the overall valid production:

- Products without fatal errors: GOM_NL__2P/MPH/PRODUCT_ERR=0
- Valid point profile: GOM_NL__2P/NL_LOCAL_SPECIES_DENSITY/pcd(0)=0

The 'Criteria' is applied to valid points of dark limb products:

- Products in dark limb illumination condition: GOM_NL__2P/NL_SUMMARY_QUALITY/obs_ill_cond=0
- Products without fatal errors: GOM_NL__2P/MPH/PRODUCT_ERR=0
- Valid point profile: GOM_NL__2P/NL_LOCAL_SPECIES_DENSITY/pcd(0)=0

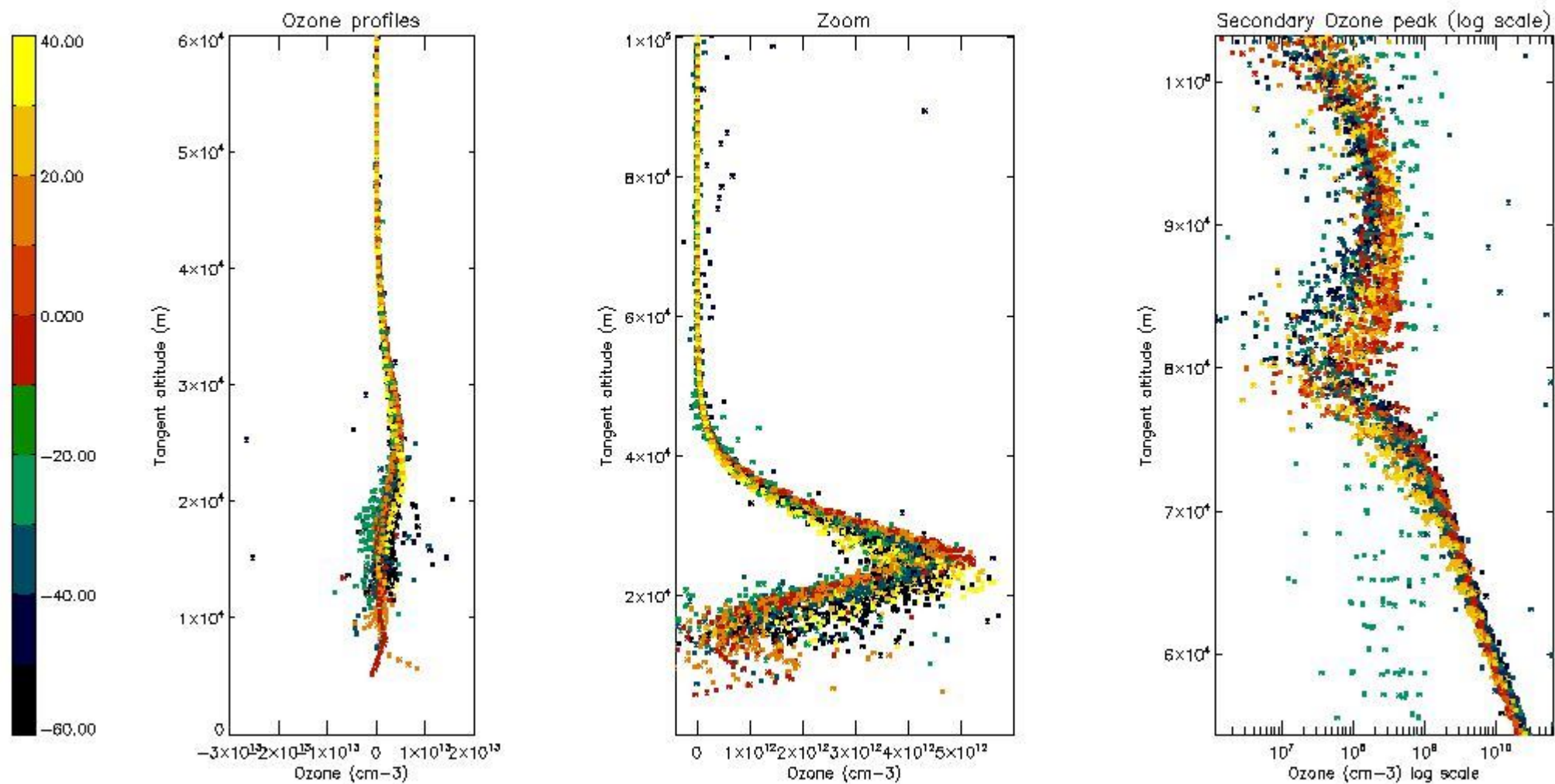
So, the table below shows the percentage of dark limb and valid observations for each criteria with respect to the overall valid daily observations.

Criteria	% of total production
All STD	51
STD < 20	30

STD < 10	25
STD < 5	17

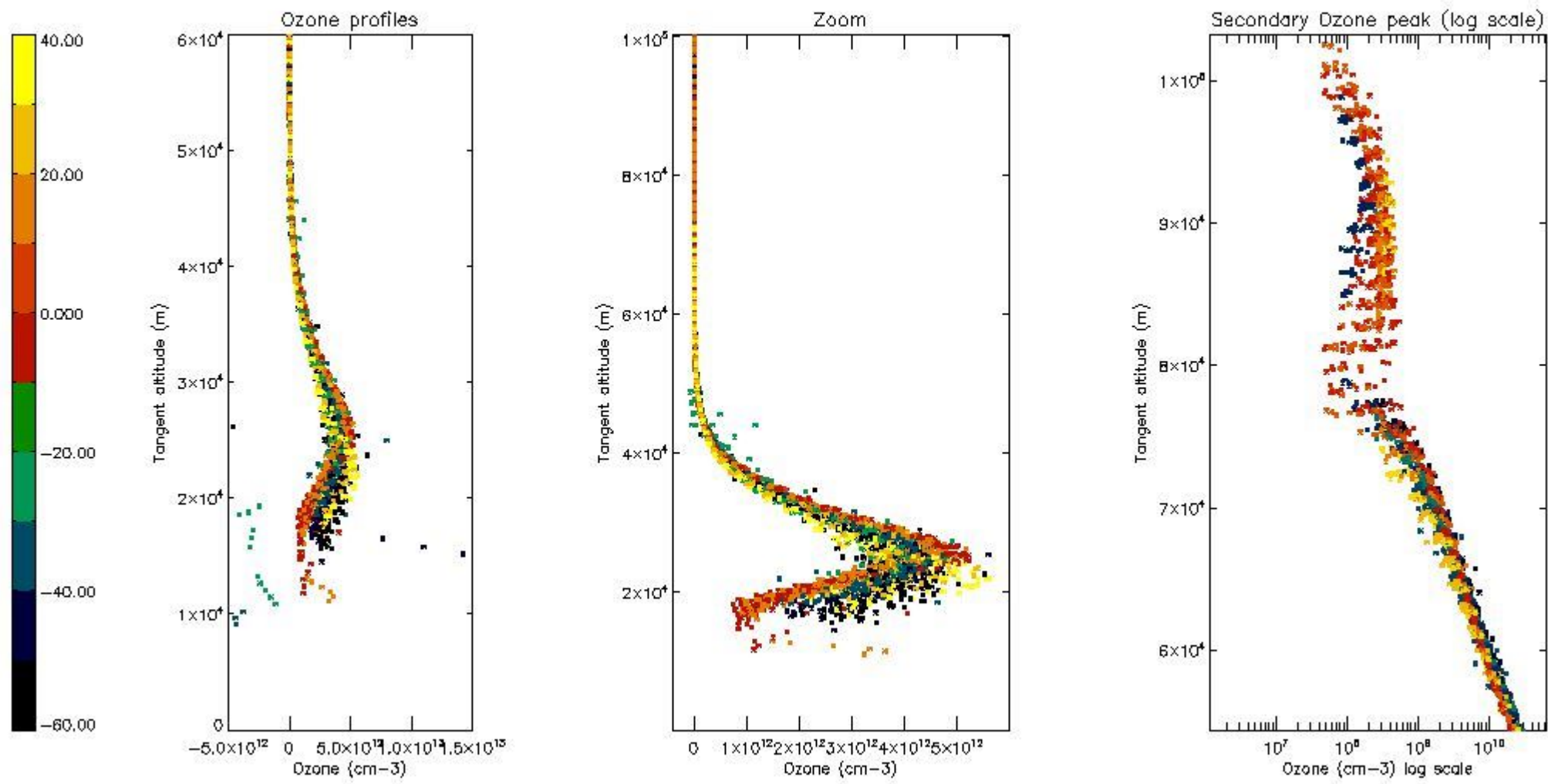
5.2 Plot ozone profiles for all STD (dark without errors)

The colorbar represents the latitude.



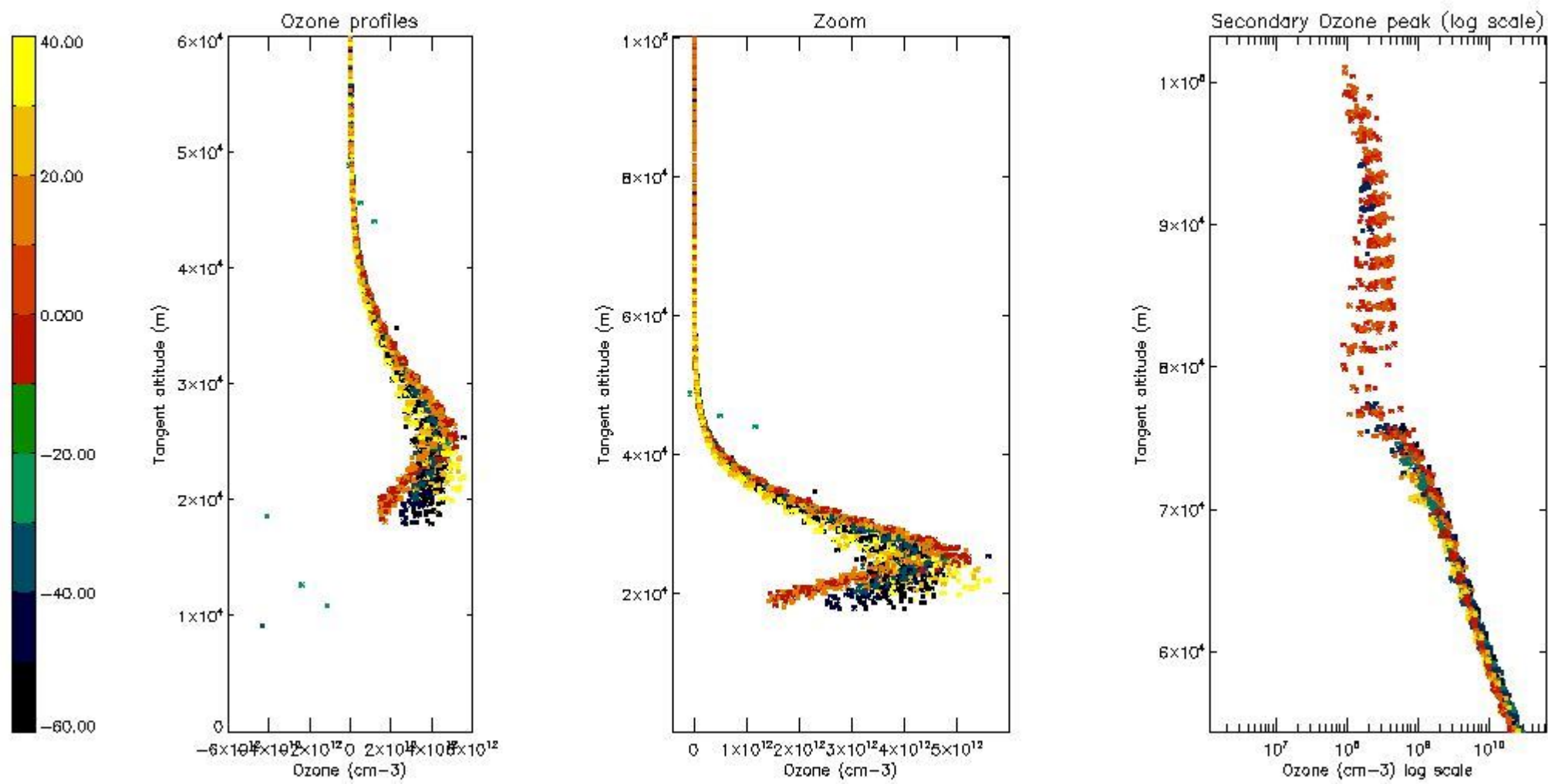
5.3 Plot ozone profiles where STD < 20% (dark without errors)

The colorbar represents the latitude.



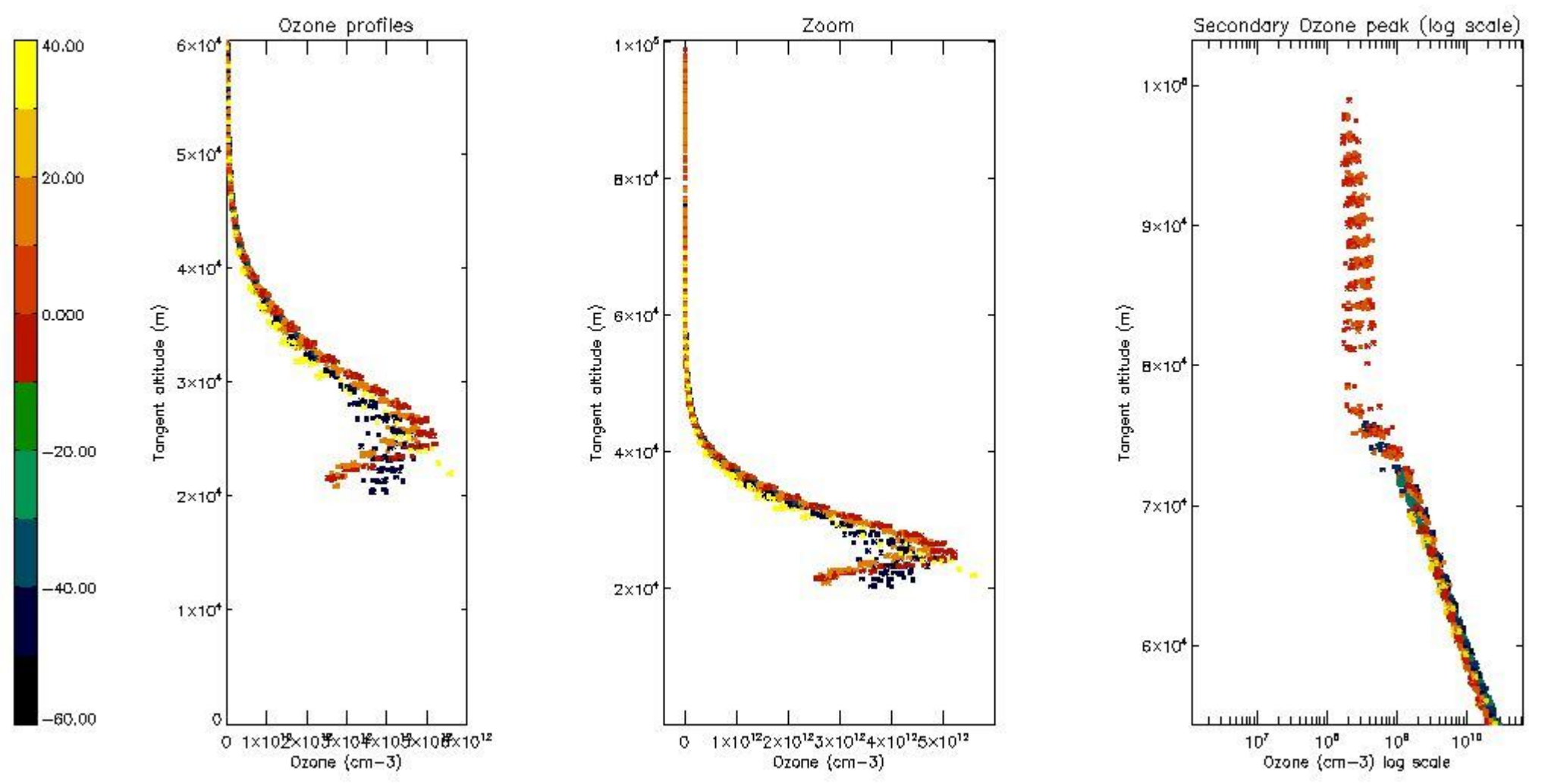
5.4 Plot ozone profiles where $STD < 10\%$ (dark without errors)

The colorbar represents the latitude.



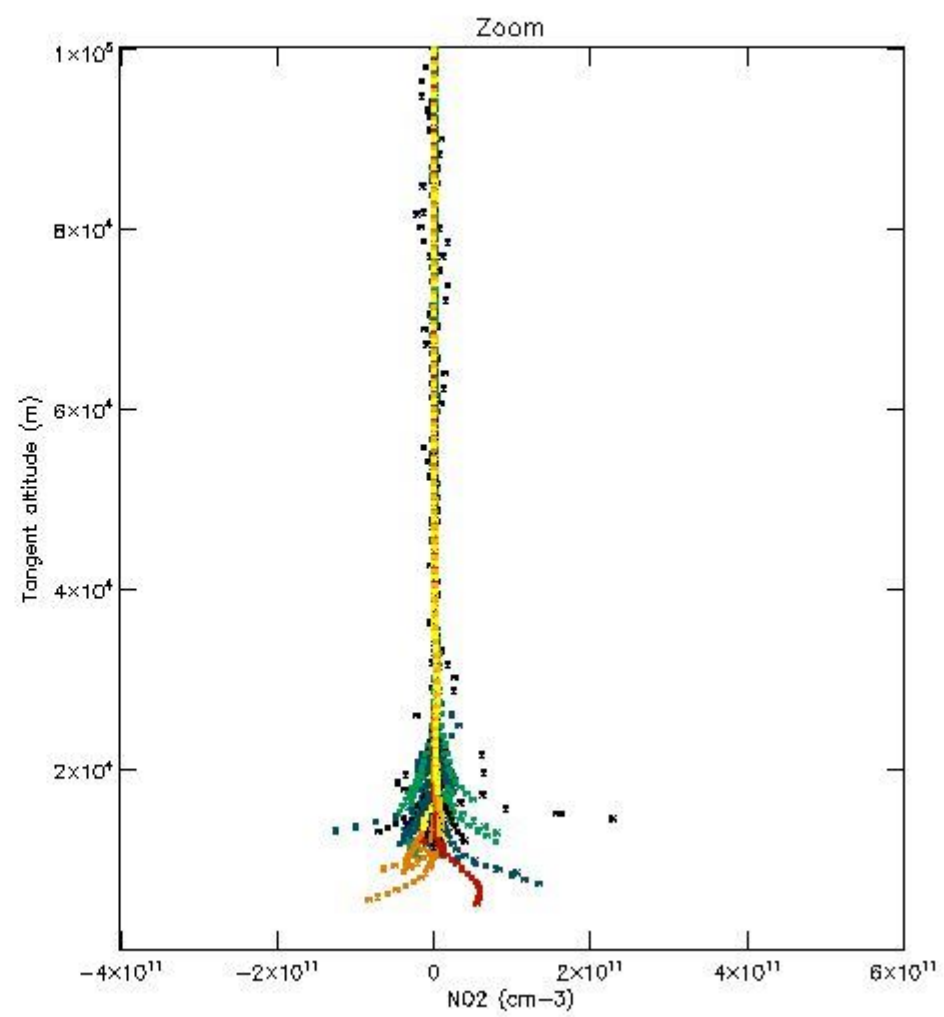
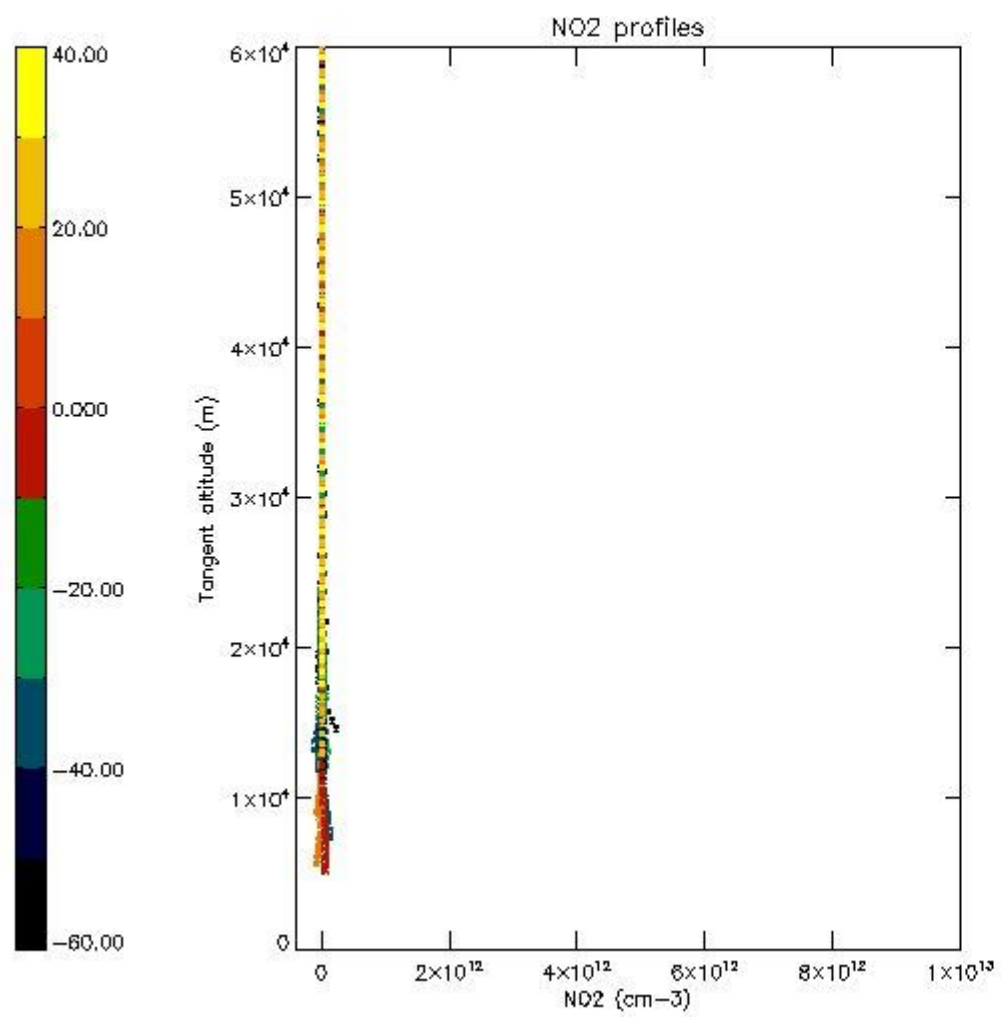
5.5 Plot ozone profiles where STD < 5% (dark without errors)

The colorbar represents the latitude.



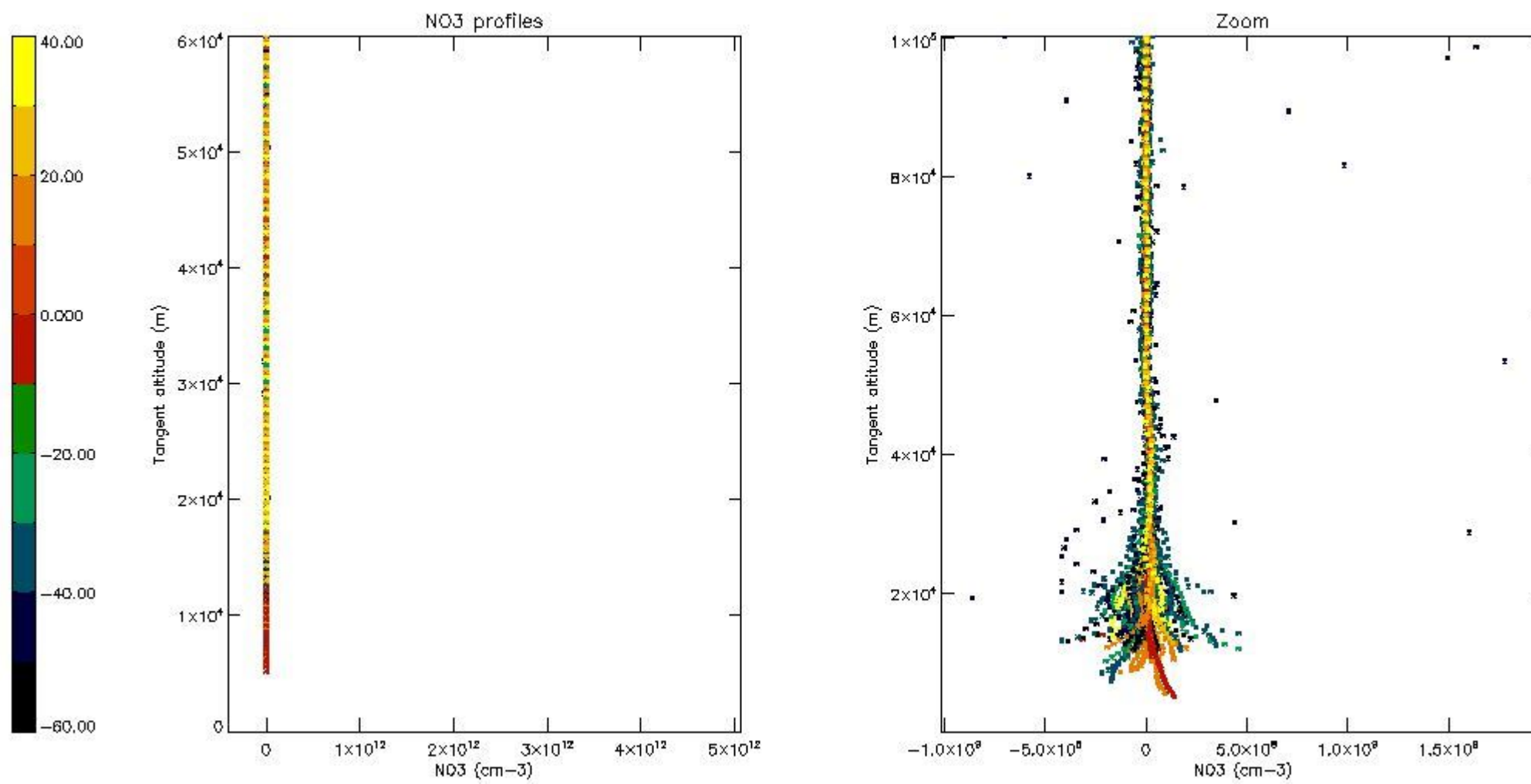
5.6 Plot NO₂ profiles for all STD (dark without errors)

The colorbar represents the latitude.



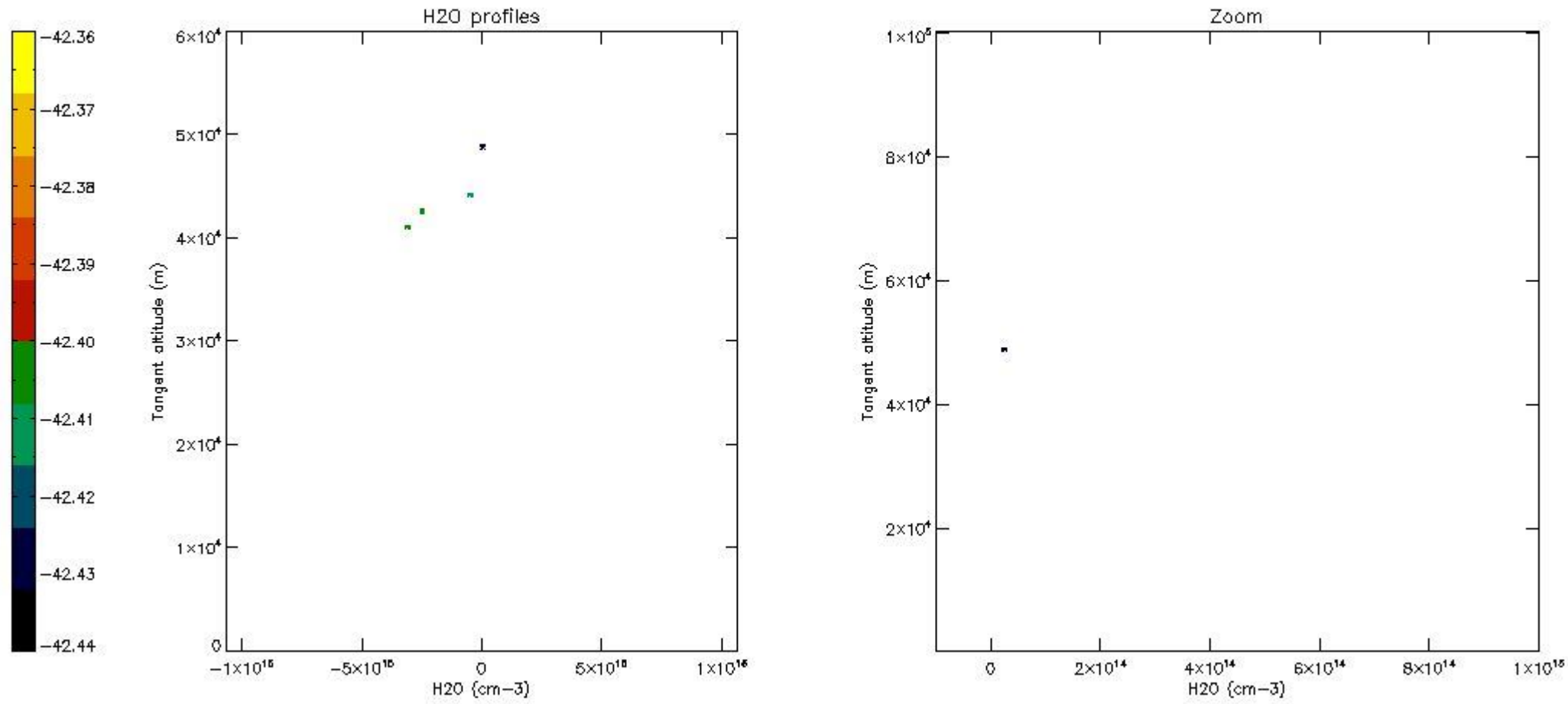
5.7 Plot NO3 profiles for all STD (dark without errors)

The colorbar represents the latitude.



5.8 Plot H2O profiles for all STD (only for occultations of stars 1,2,3,4,13,14,16,26,63 dark without errors)

The colorbar represents the latitude.



6. Auxiliary Data Files used for the production reported in section 2

The number reported in the third column indicates since which file (see list in section 2) the corresponding auxiliary file has been used. The fourth column is the date of those product files.

Type	Auxiliary Filename	Used since product	Used since product date
INST_PHYS_CHARACTERISTICS	GOM_INS_AXVIEC20091111_143220_20030716_120000_20500101_000000	1	11-FEB-2006 00:11:24
LEVEL-2_PROC_CONFIG	GOM_PR2_AXVIEC20091111_152718_20020301_000000_20500101_000000	1	11-FEB-2006 00:11:24
CROSS_SECTIONS_FILE	GOM_CRS_AXVIEC20091111_154832_20020301_000000_20500101_000000	1	11-FEB-2006 00:11:24

GOMOS Level 2 Daily Report

SUMMARY

[1. General Info](#)

[2. Summary of processed GOM_NL_2P products](#)

[3. Level 2 Quality information per product](#)

[3.1 Plot of level 2 quality information per product \(time dependant\)](#)

[3.2 Plot of level 2 quality information per product \(world map\)](#)

[4. Level 1 Quality information per product \(stored on level 2 products\)](#)

[4.1 Plot of level 1 quality information per product \(time dependant\)](#)

[4.1.1 Plot of level 1 quality information per product \(time dependant\): ASCENDING](#)

[4.1.2 Plot of level 1 quality information per product \(time dependant\): DESCENDING](#)

[4.2 Plot of level 1 quality information per product \(world map\)](#)

[4.2.1 Plot of level 1 quality information per product \(world map\): ASCENDING](#)

[4.2.2 Plot of level 1 quality information per product \(world map\): DESCENDING](#)

[5. Ozone profiles based on quality statistics and other trace gas profiles](#)

[5.1 Ozone statistics based on quality of products](#)

[5.2 Plot ozone profiles for all STD \(dark without errors\)](#)

[5.3 Plot ozone profiles where STD < 20% \(dark without errors\)](#)

[5.4. Plot ozone profiles where STD < 10% \(dark without errors\)](#)

[5.5. Plot ozone profiles where STD < 5% \(dark without errors\)](#)

[5.6 Plot NO2 profiles for all STD \(dark without errors\)](#)

[5.7 Plot NO3 profiles for all STD \(dark without errors\)](#)

[5.8 Plot H2O profiles \(only for occultations of stars 1,2,3,4,13,14,16,26,63 dark without errors\) for all STD](#)

[6. Auxiliary Data Files used for the production reported in section 2](#)

This report presents the daily analysis on parameters extracted from GOMOS level 2 data (GOM_NL__2P). It is intended to monitor some important parameters that will impact the quality of these products. A list of level 2 products (and content) that have arrived during the reporting day to the PCF is also given.

Item	Value
Time of report generation	22APR2013 15:36:52
Data source version	GOMOS/6.01
Start time of products	11-02-2006 (11FEB2006 00:00:00)
Stop time of products	12-02-2006 (12FEB2006 00:00:00)
Store outputs in DB	Yes
Nb of level 2 prods	308
Nb of prods with errors	0

2. Summary of processed GOM_NL__2P products.

Nr	Filename	UTC Start time	Limb	Duration	Star Id	Star Name	Star Mag	Star Temp	Nb Meas	Orbit	Prod. error
1	GOM_NL__2PRFIN20060211_001124_000000332045_00059_20654_8607.N1	11-FEB-2006 00:11:24	Bright	33.000	49	1Alp UMi	1.9900	6300.0	66	20654	No
2	GOM_NL__2PRFIN20060211_001808_000000352045_00059_20654_8608.N1	11-FEB-2006 00:18:08	Bright	35.000	89	5Alp Cep	2.4510	8000.0	70	20654	No
3	GOM_NL__2PRFIN20060211_002358_000000342045_00059_20654_8609.N1	11-FEB-2006 00:23:58	Bright	34.000	144	18Del Cyg	2.8600	11000.	68	20654	No
4	GOM_NL__2PRFIN20060211_002617_000000362045_00059_20654_8610.N1	11-FEB-2006 00:26:17	Bright	35.500	5	3Alp Lyr	0.033000	11000.	71	20654	No
5	GOM_NL__2PRFIN20060211_003305_000000332045_00059_20654_8611.N1	11-FEB-2006 00:33:05	Bright	32.500	168	17Zet Aql	2.9860	11000.	65	20654	No
6	GOM_NL__2PRFIN20060211_004428_000000412045_00059_20654_8612.N1	11-FEB-2006 00:44:28	Twilight	40.500	137	22Lam Sgr	2.8240	4400.0	81	20654	No
7	GOM_NL__2PRFIN20060211_004656_000000422045_00059_20654_8613.N1	11-FEB-2006 00:46:56	Dark	41.500	38	20Eps Sgr	1.8360	11000.	83	20654	No
8	GOM_NL__2PRFIN20060211_004852_000000422045_00059_20654_8614.N1	11-FEB-2006 00:48:52	Dark	42.000	25	35Lam Sco	1.6200	28000.	84	20654	No
9	GOM_NL__2PRFIN20060211_005013_000000402045_00059_20654_8615.N1	11-FEB-2006 00:50:13	Dark	40.000	40	The Sco	1.8590	7100.0	80	20654	No
10	GOM_NL__2PRFIN20060211_005331_000000402045_00059_20654_8616.N1	11-FEB-2006 00:53:31	Dark	40.000	141	Bet Ara	2.8400	4600.0	80	20654	No
11	GOM_NL__2PRFIN20060211_005927_000000472045_00060_20655_8596.N1	11-FEB-2006 00:59:27	Dark	47.000	4	Alp1Cen	-0.010000	5800.0	94	20655	No
12	GOM_NL__2PRFIN20060211_010045_000000392045_00060_20655_8597.N1	11-FEB-2006 01:00:45	Dark	39.000	10	Bet Cen	0.61000	28000.	78	20655	No
13	GOM_NL__2PRFIN20060211_010356_000000472045_00060_20655_8598.N1	11-FEB-2006 01:03:56	Dark	47.000	12	Alp1Cru	0.77500	30000.	94	20655	No
14	GOM_NL__2PRFIN20060211_010643_000000442045_00060_20655_8599.N1	11-FEB-2006 01:06:43	Dark	43.500	29	Bet Car	1.6720	10200.	87	20655	No
15	GOM_NL__2PRFIN20060211_010917_000000392045_00060_20655_8600.N1	11-FEB-2006 01:09:17	Dark	38.500	71	lot Car	2.2460	7700.0	77	20655	No
16	GOM_NL__2PRFIN20060211_011056_000000392045_00060_20655_8601.N1	11-FEB-2006 01:10:56	Dark	39.000	46	Del Vel	1.9540	10600.	78	20655	No
17	GOM_NL__2PRFIN20060211_011322_000000362045_00060_20655_8602.N1	11-FEB-2006 01:13:22	Straylight	36.000	34	Gam2Vel	1.7930	23000.	72	20655	No
18	GOM_NL__2PRFIN20060211_011526_000000382045_00060_20655_8603.N1	11-FEB-2006 01:15:26	Straylight	37.500	70	Zet Pup	2.2460	39000.	75	20655	No
19	GOM_NL__2PRFIN20060211_011944_000000402045_00060_20655_8604.N1	11-FEB-2006 01:19:44	Straylight	39.500	132	15Rho Pup	2.8030	6900.0	79	20655	No
20	GOM_NL__2PRFIN20060211_012813_000000472045_00060_20655_8605.N1	11-FEB-2006 01:28:13	Bright	47.000	8	10Alp CMi	0.40000	6500.0	94	20655	No
21	GOM_NL__2PRFIN20060211_013436_000000392045_00060_20655_8606.N1	11-FEB-2006 01:34:36	Bright	39.000	17	78Bet Gem	1.1610	4500.0	78	20655	No
22	GOM_NL__2PRFIN20060211_015200_000000352045_00060_20655_8607.N1	11-FEB-2006 01:52:00	Bright	35.000	49	1Alp UMi	1.9900	6300.0	70	20655	No
23	GOM_NL__2PRFIN20060211_015844_000000332045_00060_20655_8608.N1	11-FEB-2006 01:58:44	Bright	33.000	89	5Alp Cep	2.4510	8000.0	66	20655	No
24	GOM_NL__2PRFIN20060211_020434_000000332045_00060_20655_8609.N1	11-FEB-2006 02:04:34	Bright	33.000	144	18Del Cyg	2.8600	11000.	66	20655	No
25	GOM_NL__2PRFIN20060211_020653_000000342045_00060_20655_8610.N1	11-FEB-2006 02:06:53	Bright	33.500	5	3Alp Lyr	0.033000	11000.	67	20655	No
26	GOM_NL__2PRFIN20060211_021341_000000332045_00060_20655_8611.N1	11-FEB-2006 02:13:41	Bright	33.000	168	17Zet Aql	2.9860	11000.	66	20655	No
27	GOM_NL__2PRFIN20060211_022504_000000412045_00060_20655_8612.N1	11-FEB-2006 02:25:04	Twilight	41.000	137	22Lam Sgr	2.8240	4400.0	82	20655	No
28	GOM_NL__2PRFIN20060211_022732_000000402045_00060_20655_8613.N1	11-FEB-2006 02:27:32	Dark	39.500	38	20Eps Sgr	1.8360	11000.	79	20655	No
29	GOM_NL__2PRFIN20060211_022928_000000432045_00060_20655_8614.N1	11-FEB-2006 02:29:28	Dark	43.000	25	35Lam Sco	1.6200	28000.	86	20655	No
30	GOM_NL__2PRFIN20060211_023049_000000402045_00060_20655_8615.N1	11-FEB-2006 02:30:49	Dark	40.000	40	The Sco	1.8590	7100.0	80	20655	No
31	GOM_NL__2PRFIN20060211_023407_000000432045_00060_20655_8616.N1	11-FEB-2006 02:34:07	Dark	43.000	141	Bet Ara	2.8400	4600.0	86	20655	No
32	GOM_NL__2PRFIN20060211_024004_000000452045_00061_20656_8596.N1	11-FEB-2006 02:40:04	Dark	44.500	4	Alp1Cen	-0.010000	5800.0	89	20656	No
33	GOM_NL__2PRFIN20060211_024433_000000482045_00061_20656_8597.N1	11-FEB-2006 02:44:33	Dark	48.000	12	Alp1Cru	0.77500	30000.	96	20656	No
34	GOM_NL__2PRFIN20060211_024720_000000382045_00061_20656_8598.N1	11-FEB-2006 02:47:20	Dark	38.000	29	Bet Car	1.6720	10200.	76	20656	No
35	GOM_NL__2PRFIN20060211_024953_000000402045_00061_20656_8599.N1	11-FEB-2006 02:49:53	Dark	39.500	71	lot Car	2.2460	7700.0	79	20656	No
36	GOM_NL__2PRFIN20060211_025132_000000392045_00061_20656_8600.N1	11-FEB-2006 02:51:32	Dark	38.500	46	Del Vel	1.9540	10600.	77	20656	No
37	GOM_NL__2PRFIN20060211_025358_000000412045_00061_20656_8601.N1	11-FEB-2006 02:53:58	Straylight	40.500	34	Gam2Vel	1.7930	23000.	81	20656	No
38	GOM_NL__2PRFIN20060211_025602_000000382045_00061_20656_8602.N1	11-FEB-2006 02:56:02	Straylight	37.500	70	Zet Pup	2.2460	39000.	75	20656	No
39	GOM_NL__2PRFIN20060211_030020_000000402045_00061_20656_8603.N1	11-FEB-2006 03:00:20	Straylight	40.000	132	15Rho Pup	2.8030	6900.0	80	20656	No
40	GOM_NL__2PRFIN20060211_030849_000000522045_00061_20656_8604.N1	11-FEB-2006 03:08:49	Bright	52.000	8	10Alp CMi	0.40000	6500.0	104	20656	No
41	GOM_NL__2PRFIN20060211_031512_000000392045_00061_20656_8605.N1	11-FEB-2006 03:15:12	Bright	39.000	17	78Bet Gem	1.1610	4500.0	78	20656	No
42	GOM_NL__2PRFIN20060211_033236_000000352045_00061_20656_8606.N1	11-FEB-2006 03:32:36	Bright	34.500	49	1Alp UMi	1.9900	6300.0	69	20656	No

43	GOM_NL__2PRFIN20060211_033920_000000362045_00061_20656_8607.N1	11-FEB-2006 03:39:20	Bright	36.000	89	5Alp Cep	2.4510	8000.0	72	20656	No
44	GOM_NL__2PRFIN20060211_034510_000000332045_00061_20656_8608.N1	11-FEB-2006 03:45:10	Bright	32.500	144	18Del Cyg	2.8600	11000.	65	20656	No
45	GOM_NL__2PRFIN20060211_034729_000000392045_00061_20656_8609.N1	11-FEB-2006 03:47:29	Bright	38.500	5	3Alp Lyr	0.033000	11000.	77	20656	No
46	GOM_NL__2PRFIN20060211_035417_000000342045_00061_20656_8610.N1	11-FEB-2006 03:54:17	Bright	34.000	168	17Zet Aql	2.9860	11000.	68	20656	No
47	GOM_NL__2PRFIN20060211_040541_000000412045_00061_20656_8611.N1	11-FEB-2006 04:05:41	Twilight	40.500	137	22Lam Sgr	2.8240	4400.0	81	20656	No
48	GOM_NL__2PRFIN20060211_040808_000000402045_00061_20656_8612.N1	11-FEB-2006 04:08:08	Dark	39.500	38	20Eps Sgr	1.8360	11000.	79	20656	No
49	GOM_NL__2PRFIN20060211_041005_000000392045_00061_20656_8613.N1	11-FEB-2006 04:10:05	Dark	39.000	25	35Lam Sco	1.6200	28000.	78	20656	No
50	GOM_NL__2PRFIN20060211_041126_000000472045_00061_20656_8614.N1	11-FEB-2006 04:11:26	Dark	47.000	40	The Sco	1.8590	7100.0	94	20656	No
51	GOM_NL__2PRFIN20060211_041314_000000362045_00061_20656_8615.N1	11-FEB-2006 04:13:14	Dark	36.000	147	Alp Ara	2.8770	26000.	72	20656	No
52	GOM_NL__2PRFIN20060211_041443_000000442045_00061_20656_8616.N1	11-FEB-2006 04:14:43	Dark	44.000	141	Bet Ara	2.8400	4600.0	88	20656	No
53	GOM_NL__2PRFIN20060211_042040_000000422045_00062_20657_8596.N1	11-FEB-2006 04:20:40	Dark	42.000	4	Alp1Cen	-0.010000	5800.0	84	20657	No
54	GOM_NL__2PRFIN20060211_042509_000000522045_00062_20657_8597.N1	11-FEB-2006 04:25:09	Dark	52.000	12	Alp1Cru	0.77500	30000.	104	20657	No
55	GOM_NL__2PRFIN20060211_042756_000000372045_00062_20657_8598.N1	11-FEB-2006 04:27:56	Dark	37.000	29	Bet Car	1.6720	10200.	74	20657	No
56	GOM_NL__2PRFIN20060211_043029_000000372045_00062_20657_8599.N1	11-FEB-2006 04:30:29	Dark	37.000	71	lot Car	2.2460	7700.0	74	20657	No
57	GOM_NL__2PRFIN20060211_043209_000000422045_00062_20657_8600.N1	11-FEB-2006 04:32:09	Dark	41.500	46	Del Vel	1.9540	10600.	83	20657	No
58	GOM_NL__2PRFIN20060211_043434_000000392045_00062_20657_8601.N1	11-FEB-2006 04:34:34	Straylight	38.500	34	Gam2Vel	1.7930	23000.	77	20657	No
59	GOM_NL__2PRFIN20060211_043638_000000372045_00062_20657_8602.N1	11-FEB-2006 04:36:38	Straylight	37.000	70	Zet Pup	2.2460	39000.	74	20657	No
60	GOM_NL__2PRFIN20060211_044056_000000382045_00062_20657_8603.N1	11-FEB-2006 04:40:56	Straylight	38.000	132	15Rho Pup	2.8030	6900.0	76	20657	No
61	GOM_NL__2PRFIN20060211_044925_000000462045_00062_20657_8604.N1	11-FEB-2006 04:49:25	Bright	46.000	8	10Alp CMi	0.40000	6500.0	92	20657	No
62	GOM_NL__2PRFIN20060211_045547_000000402045_00062_20657_8605.N1	11-FEB-2006 04:55:47	Bright	39.500	17	78Bet Gem	1.1610	4500.0	79	20657	No
63	GOM_NL__2PRFIN20060211_051312_000000332045_00062_20657_8606.N1	11-FEB-2006 05:13:12	Bright	33.000	49	1Alp UMi	1.9900	6300.0	66	20657	No
64	GOM_NL__2PRFIN20060211_051956_000000372045_00062_20657_8607.N1	11-FEB-2006 05:19:56	Bright	36.500	89	5Alp Cep	2.4510	8000.0	73	20657	No
65	GOM_NL__2PRFIN20060211_052546_000000352045_00062_20657_8608.N1	11-FEB-2006 05:25:46	Bright	34.500	144	18Del Cyg	2.8600	11000.	69	20657	No
66	GOM_NL__2PRFIN20060211_052805_000000362045_00062_20657_8609.N1	11-FEB-2006 05:28:05	Bright	36.000	5	3Alp Lyr	0.033000	11000.	72	20657	No
67	GOM_NL__2PRFIN20060211_053453_000000342045_00062_20657_8610.N1	11-FEB-2006 05:34:53	Bright	34.000	168	17Zet Aql	2.9860	11000.	68	20657	No
68	GOM_NL__2PRFIN20060211_054617_000000432045_00062_20657_8611.N1	11-FEB-2006 05:46:17	Twilight	43.000	137	22Lam Sgr	2.8240	4400.0	86	20657	No
69	GOM_NL__2PRFIN20060211_054845_000000412045_00062_20657_8612.N1	11-FEB-2006 05:48:45	Dark	41.000	38	20Eps Sgr	1.8360	11000.	82	20657	No
70	GOM_NL__2PRFIN20060211_055041_000000422045_00062_20657_8613.N1	11-FEB-2006 05:50:41	Dark	41.500	25	35Lam Sco	1.6200	28000.	83	20657	No
71	GOM_NL__2PRFIN20060211_055202_000000392045_00062_20657_8614.N1	11-FEB-2006 05:52:02	Dark	38.500	40	The Sco	1.8590	7100.0	77	20657	No
72	GOM_NL__2PRFIN20060211_055350_000000372045_00062_20657_8615.N1	11-FEB-2006 05:53:50	Dark	37.000	147	Alp Ara	2.8770	26000.	74	20657	No
73	GOM_NL__2PRFIN20060211_055520_000000412045_00062_20657_8616.N1	11-FEB-2006 05:55:20	Dark	41.000	141	Bet Ara	2.8400	4600.0	82	20657	No
74	GOM_NL__2PRFIN20060211_060117_000000402045_00063_20658_8596.N1	11-FEB-2006 06:01:17	Dark	40.000	4	Alp1Cen	-0.010000	5800.0	80	20658	No
75	GOM_NL__2PRFIN20060211_060234_000000362045_00063_20658_8597.N1	11-FEB-2006 06:02:34	Dark	36.000	10	Bet Cen	0.61000	28000.	72	20658	No
76	GOM_NL__2PRFIN20060211_060546_000000412045_00063_20658_8598.N1	11-FEB-2006 06:05:46	Dark	41.000	12	Alp1Cru	0.77500	30000.	82	20658	No
77	GOM_NL__2PRFIN20060211_060832_000000392045_00063_20658_8599.N1	11-FEB-2006 06:08:32	Dark	38.500	29	Bet Car	1.6720	10200.	77	20658	No
78	GOM_NL__2PRFIN20060211_061105_000000392045_00063_20658_8600.N1	11-FEB-2006 06:11:05	Dark	38.500	71	lot Car	2.2460	7700.0	77	20658	No
79	GOM_NL__2PRFIN20060211_061245_000000392045_00063_20658_8601.N1	11-FEB-2006 06:12:45	Dark	38.500	46	Del Vel	1.9540	10600.	77	20658	No
80	GOM_NL__2PRFIN20060211_061510_000000362045_00063_20658_8602.N1	11-FEB-2006 06:15:10	Straylight	36.000	34	Gam2Vel	1.7930	23000.	72	20658	No
81	GOM_NL__2PRFIN20060211_061714_000000372045_00063_20658_8603.N1	11-FEB-2006 06:17:14	Straylight	37.000	70	Zet Pup	2.2460	39000.	74	20658	No
82	GOM_NL__2PRFIN20060211_062132_000000382045_00063_20658_8604.N1	11-FEB-2006 06:21:32	Straylight	38.000	132	15Rho Pup	2.8030	6900.0	76	20658	No
83	GOM_NL__2PRFIN20060211_063001_000000522045_00063_20658_8605.N1	11-FEB-2006 06:30:01	Bright	52.000	8	10Alp CMi	0.40000	6500.0	104	20658	No
84	GOM_NL__2PRFIN20060211_063623_000000382045_00063_20658_8606.N1	11-FEB-2006 06:36:23	Bright	38.000	17	78Bet Gem	1.1610	4500.0	76	20658	No
85	GOM_NL__2PRFIN20060211_065348_000000352045_00063_20658_8607.N1	11-FEB-2006 06:53:48	Bright	35.000	49	1Alp UMi	1.9900	6300.0	70	20658	No
86	GOM_NL__2PRFIN20060211_070033_000000362045_00063_20658_8608.N1	11-FEB-2006 07:00:33	Bright	36.000	89	5Alp Cep	2.4510	8000.0	72	20658	No
87	GOM_NL__2PRFIN20060211_070623_000000332045_00063_20658_8609.N1	11-FEB-2006 07:06:23	Bright	32.500	144	18Del Cyg	2.8600	11000.	65	20658	No
88	GOM_NL__2PRFIN20060211_070841_000000352045_00063_20658_8610.N1	11-FEB-2006 07:08:41	Bright	34.500	5	3Alp Lyr	0.033000	11000.	69	20658	No
89	GOM_NL__2PRFIN20060211_071530_000000342045_00063_20658_8611.N1	11-FEB-2006 07:15:30	Bright	34.000	168	17Zet Aql	2.9860	11000.	68	20658	No
90	GOM_NL__2PRFIN20060211_072653_000000452045_00063_20658_8612.N1	11-FEB-2006 07:26:53	Twilight	44.500	137	22Lam Sgr	2.8240	4400.0	89	20658	No
91	GOM_NL__2PRFIN20060211_072921_000000412045_00063_20658_8613.N1	11-FEB-2006 07:29:21	Dark	40.500	38	20Eps Sgr	1.8360	11000.	81	20658	No
92	GOM_NL__2PRFIN20060211_073118_000000432045_00063_20658_8614.N1	11-FEB-2006 07:31:18	Dark	43.000	25	35Lam Sco	1.6200	28000.	86	20658	No
93	GOM_NL__2PRFIN20060211_073238_000000432045_00063_20658_8615.N1	11-FEB-2006 07:32:38	Dark	43.000	40	The Sco	1.8590	7100.0	86	20658	No
94	GOM_NL__2PRFIN20060211_073427_000000382045_00063_20658_8616.N1	11-FEB-2006 07:34:27	Dark	37.500	147	Alp Ara	2.8770	26000.	75	20658	No
95	GOM_NL__2PRFIN20060211_073556_000000452045_00063_20658_8617.N1	11-FEB-2006 07:35:56	Dark	44.500	141	Bet Ara	2.8400	4600.0	89	20658	No
96	GOM_NL__2PRFIN20060211_074153_000000462045_00064_20659_8596.N1	11-FEB-2006 07:41:53	Dark	45.500	4	Alp1Cen	-0.010000	5800.0	91	20659	No
97	GOM_NL__2PRFIN20060211_074311_000000362045_00064_20659_8597.N1	11-FEB-2006 07:43:11	Dark	36.000	10	Bet Cen	0.61000	28000.	72	20659	No
98	GOM_NL__2PRFIN20060211_074622_000000482045_00064_20659_8598.N1	11-FEB-2006 07:46:22	Dark	48.000	12	Alp1Cru	0.77500	30000.	96	20659	No
99	GOM_NL__2PRFIN20060211_074908_000000432045_00064_20659_8599.N1	11-FEB-2006 07:49:08	Dark	42.500	29	Bet Car	1.6720	10200.	85	20659	No
100	GOM_NL__2PRFIN20060211_075141_000000412045_00064_20659_8600.N1	11-FEB-2006 07:51:41	Dark	41.000	71	lot Car	2.2460	7700.0	82	20659	No
101	GOM_NL__2PRFIN20060211_075321_000000412045_00064_20659_8601.N1	11-FEB-2006 07:53:21	Dark	41.000	46	Del Vel	1.9540	10600.	82	20659	No

102	GOM_NL__2PRFIN20060211_075546_000000422045_00064_20659_8602.N1	11-FEB-2006 07:55:46	Straylight	42.000	34	Gam2Vel	1.7930	23000.	84	20659	No
103	GOM_NL__2PRFIN20060211_075751_000000372045_00064_20659_8603.N1	11-FEB-2006 07:57:51	Straylight	37.000	70	Zet Pup	2.2460	39000.	74	20659	No
104	GOM_NL__2PRFIN20060211_080208_000000362045_00064_20659_8604.N1	11-FEB-2006 08:02:08	Straylight	36.000	132	15Rho Pup	2.8030	6900.0	72	20659	No
105	GOM_NL__2PRFIN20060211_081037_000000512045_00064_20659_8605.N1	11-FEB-2006 08:10:37	Bright	51.000	8	10Alp CMi	0.40000	6500.0	102	20659	No
106	GOM_NL__2PRFIN20060211_081659_000000392045_00064_20659_8606.N1	11-FEB-2006 08:16:59	Bright	39.000	17	78Bet Gem	1.1610	4500.0	78	20659	No
107	GOM_NL__2PRFIN20060211_083424_000000342045_00064_20659_8607.N1	11-FEB-2006 08:34:24	Bright	33.500	49	1Alp UMi	1.9900	6300.0	67	20659	No
108	GOM_NL__2PRFIN20060211_084109_000000352045_00064_20659_8608.N1	11-FEB-2006 08:41:09	Bright	35.000	89	5Alp Cep	2.4510	8000.0	70	20659	No
109	GOM_NL__2PRFIN20060211_084659_000000332045_00064_20659_8609.N1	11-FEB-2006 08:46:59	Bright	32.500	144	18Del Cyg	2.8600	11000.	65	20659	No
110	GOM_NL__2PRFIN20060211_084917_000000382045_00064_20659_8610.N1	11-FEB-2006 08:49:17	Bright	37.500	5	3Alp Lyr	0.033000	11000.	75	20659	No
111	GOM_NL__2PRFIN20060211_085606_000000342045_00064_20659_8611.N1	11-FEB-2006 08:56:06	Bright	34.000	168	17Zet Aql	2.9860	11000.	68	20659	No
112	GOM_NL__2PRFIN20060211_090730_000000442045_00064_20659_8612.N1	11-FEB-2006 09:07:30	Twilight	44.000	137	22Lam Sgr	2.8240	4400.0	88	20659	No
113	GOM_NL__2PRFIN20060211_090957_000000412045_00064_20659_8613.N1	11-FEB-2006 09:09:57	Dark	40.500	38	20Eps Sgr	1.8360	11000.	81	20659	No
114	GOM_NL__2PRFIN20060211_091154_000000412045_00064_20659_8614.N1	11-FEB-2006 09:11:54	Dark	41.000	25	35Lam Sco	1.6200	28000.	82	20659	No
115	GOM_NL__2PRFIN20060211_091315_000000482045_00064_20659_8615.N1	11-FEB-2006 09:13:15	Dark	48.000	40	The Sco	1.8590	7100.0	96	20659	No
116	GOM_NL__2PRFIN20060211_091503_000000392045_00064_20659_8616.N1	11-FEB-2006 09:15:03	Dark	38.500	147	Alp Ara	2.8770	26000.	77	20659	No
117	GOM_NL__2PRFIN20060211_091632_000000422045_00064_20659_8617.N1	11-FEB-2006 09:16:32	Dark	42.000	141	Bet Ara	2.8400	4600.0	84	20659	No
118	GOM_NL__2PRFIN20060211_092230_000000422045_00065_20660_8596.N1	11-FEB-2006 09:22:30	Dark	42.000	4	Alp1Cen	-0.010000	5800.0	84	20660	No
119	GOM_NL__2PRFIN20060211_092347_000000352045_00065_20660_8597.N1	11-FEB-2006 09:23:47	Dark	35.000	10	Bet Cen	0.61000	28000.	70	20660	No
120	GOM_NL__2PRFIN20060211_092659_000000482045_00065_20660_8598.N1	11-FEB-2006 09:26:59	Dark	47.500	12	Alp1Cru	0.77500	30000.	95	20660	No
121	GOM_NL__2PRFIN20060211_092944_000000382045_00065_20660_8599.N1	11-FEB-2006 09:29:44	Dark	38.000	29	Bet Car	1.6720	10200.	76	20660	No
122	GOM_NL__2PRFIN20060211_093218_000000382045_00065_20660_8600.N1	11-FEB-2006 09:32:18	Dark	37.500	71	lot Car	2.2460	7700.0	75	20660	No
123	GOM_NL__2PRFIN20060211_093357_000000402045_00065_20660_8601.N1	11-FEB-2006 09:33:57	Dark	40.000	46	Del Vel	1.9540	10600.	80	20660	No
124	GOM_NL__2PRFIN20060211_093622_000000352045_00065_20660_8602.N1	11-FEB-2006 09:36:22	Straylight	35.000	34	Gam2Vel	1.7930	23000.	70	20660	No
125	GOM_NL__2PRFIN20060211_093827_000000382045_00065_20660_8603.N1	11-FEB-2006 09:38:27	Straylight	37.500	70	Zet Pup	2.2460	39000.	75	20660	No
126	GOM_NL__2PRFIN20060211_094244_000000402045_00065_20660_8604.N1	11-FEB-2006 09:42:44	Straylight	39.500	132	15Rho Pup	2.8030	6900.0	79	20660	No
127	GOM_NL__2PRFIN20060211_095114_000000472045_00065_20660_8605.N1	11-FEB-2006 09:51:14	Bright	46.500	8	10Alp CMi	0.40000	6500.0	93	20660	No
128	GOM_NL__2PRFIN20060211_095735_000000382045_00065_20660_8606.N1	11-FEB-2006 09:57:35	Bright	38.000	17	78Bet Gem	1.1610	4500.0	76	20660	No
129	GOM_NL__2PRFIN20060211_101500_000000352045_00065_20660_8607.N1	11-FEB-2006 10:15:00	Bright	35.000	49	1Alp UMi	1.9900	6300.0	70	20660	No
130	GOM_NL__2PRFIN20060211_102145_000000352045_00065_20660_8608.N1	11-FEB-2006 10:21:45	Bright	34.500	89	5Alp Cep	2.4510	8000.0	69	20660	No
131	GOM_NL__2PRFIN20060211_102735_000000342045_00065_20660_8609.N1	11-FEB-2006 10:27:35	Bright	34.000	144	18Del Cyg	2.8600	11000.	68	20660	No
132	GOM_NL__2PRFIN20060211_102953_000000352045_00065_20660_8610.N1	11-FEB-2006 10:29:53	Bright	34.500	5	3Alp Lyr	0.033000	11000.	69	20660	No
133	GOM_NL__2PRFIN20060211_103642_000000342045_00065_20660_8611.N1	11-FEB-2006 10:36:42	Bright	33.500	168	17Zet Aql	2.9860	11000.	67	20660	No
134	GOM_NL__2PRFIN20060211_104753_000000372045_00065_20660_8612.N1	11-FEB-2006 10:47:53	Twilight	37.000	57	34Sig Sgr	2.0660	26000.	74	20660	No
135	GOM_NL__2PRFIN20060211_105033_000000412045_00065_20660_8613.N1	11-FEB-2006 10:50:33	Dark	41.000	38	20Eps Sgr	1.8360	11000.	82	20660	No
136	GOM_NL__2PRFIN20060211_105231_000000412045_00065_20660_8614.N1	11-FEB-2006 10:52:31	Dark	41.000	25	35Lam Sco	1.6200	28000.	82	20660	No
137	GOM_NL__2PRFIN20060211_105351_000000422045_00065_20660_8615.N1	11-FEB-2006 10:53:51	Dark	41.500	40	The Sco	1.8590	7100.0	83	20660	No
138	GOM_NL__2PRFIN20060211_105539_000000372045_00065_20660_8616.N1	11-FEB-2006 10:55:39	Dark	37.000	147	Alp Ara	2.8770	26000.	74	20660	No
139	GOM_NL__2PRFIN20060211_105708_000000372045_00065_20660_8617.N1	11-FEB-2006 10:57:08	Dark	37.000	141	Bet Ara	2.8400	4600.0	74	20660	No
140	GOM_NL__2PRFIN20060211_110306_000000462045_00066_20661_8596.N1	11-FEB-2006 11:03:06	Dark	45.500	4	Alp1Cen	-0.010000	5800.0	91	20661	No
141	GOM_NL__2PRFIN20060211_110424_000000352045_00066_20661_8597.N1	11-FEB-2006 11:04:24	Dark	35.000	10	Bet Cen	0.61000	28000.	70	20661	No
142	GOM_NL__2PRFIN20060211_110735_000000412045_00066_20661_8598.N1	11-FEB-2006 11:07:35	Dark	41.000	12	Alp1Cru	0.77500	30000.	82	20661	No
143	GOM_NL__2PRFIN20060211_111020_000000372045_00066_20661_8599.N1	11-FEB-2006 11:10:20	Dark	36.500	29	Bet Car	1.6720	10200.	73	20661	No
144	GOM_NL__2PRFIN20060211_111254_000000362045_00066_20661_8600.N1	11-FEB-2006 11:12:54	Dark	36.000	71	lot Car	2.2460	7700.0	72	20661	No
145	GOM_NL__2PRFIN20060211_111433_000000362045_00066_20661_8601.N1	11-FEB-2006 11:14:33	Dark	35.500	46	Del Vel	1.9540	10600.	71	20661	No
146	GOM_NL__2PRFIN20060211_111658_000000402045_00066_20661_8602.N1	11-FEB-2006 11:16:58	Straylight	39.500	34	Gam2Vel	1.7930	23000.	79	20661	No
147	GOM_NL__2PRFIN20060211_111903_000000372045_00066_20661_8603.N1	11-FEB-2006 11:19:03	Straylight	37.000	70	Zet Pup	2.2460	39000.	74	20661	No
148	GOM_NL__2PRFIN20060211_112320_000000392045_00066_20661_8604.N1	11-FEB-2006 11:23:20	Straylight	38.500	132	15Rho Pup	2.8030	6900.0	77	20661	No
149	GOM_NL__2PRFIN20060211_113149_000000442045_00066_20661_8605.N1	11-FEB-2006 11:31:49	Bright	44.000	8	10Alp CMi	0.40000	6500.0	88	20661	No
150	GOM_NL__2PRFIN20060211_113811_000000392045_00066_20661_8606.N1	11-FEB-2006 11:38:11	Bright	39.000	17	78Bet Gem	1.1610	4500.0	78	20661	No
151	GOM_NL__2PRFIN20060211_115536_000000352045_00066_20661_8607.N1	11-FEB-2006 11:55:36	Bright	35.000	49	1Alp UMi	1.9900	6300.0	70	20661	No
152	GOM_NL__2PRFIN20060211_120221_000000352045_00066_20661_8608.N1	11-FEB-2006 12:02:21	Bright	35.000	89	5Alp Cep	2.4510	8000.0	70	20661	No
153	GOM_NL__2PRFIN20060211_120810_000000342045_00066_20661_8609.N1	11-FEB-2006 12:08:10	Bright	34.000	144	18Del Cyg	2.8600	11000.	68	20661	No
154	GOM_NL__2PRFIN20060211_121029_000000392045_00066_20661_8610.N1	11-FEB-2006 12:10:29	Bright	38.500	5	3Alp Lyr	0.033000	11000.	77	20661	No
155	GOM_NL__2PRFIN20060211_121718_000000342045_00066_20661_8611.N1	11-FEB-2006 12:17:18	Bright	33.500	168	17Zet Aql	2.9860	11000.	67	20661	No
156	GOM_NL__2PRFIN20060211_122829_000000372045_00066_20661_8612.N1	11-FEB-2006 12:28:29	Twilight	37.000	57	34Sig Sgr	2.0660	26000.	74	20661	No
157	GOM_NL__2PRFIN20060211_123110_000000412045_00066_20661_8613.N1	11-FEB-2006 12:31:10	Dark	40.500	38	20Eps Sgr	1.8360	11000.	81	20661	No
158	GOM_NL__2PRFIN20060211_123307_000000412045_00066_20661_8614.N1	11-FEB-2006 12:33:07	Dark	40.500	25	35Lam Sco	1.6200	28000.	81	20661	No
159	GOM_NL__2PRFIN20060211_123427_000000442045_00066_20661_8615.N1	11-FEB-2006 12:34:27	Dark	44.000	40	The Sco	1.8590	7100.0	88	20661	No
160	GOM_NL__2PRFIN20060211_123616_000000382045_00066_20661_8616.N1	11-FEB-2006 12:36:16	Dark	38.000	147	Alp Ara	2.8770	26000.	76	20661	No

161	GOM_NL__2PRFIN20060211_123745_000000382045_00066_20661_8617.N1	11-FEB-2006 12:37:45	Dark	37.500	141	Bet Ara	2.8400	4600.0	75	20661	No
162	GOM_NL__2PRFIN20060211_124343_000000422045_00067_20662_8596.N1	11-FEB-2006 12:43:43	Dark	42.000	4	Alp1Cen	-0.010000	5800.0	84	20662	No
163	GOM_NL__2PRFIN20060211_124500_000000342045_00067_20662_8597.N1	11-FEB-2006 12:45:00	Dark	34.000	10	Bet Cen	0.61000	28000.	68	20662	No
164	GOM_NL__2PRFIN20060211_124812_000000422045_00067_20662_8598.N1	11-FEB-2006 12:48:12	Dark	42.000	12	Alp1Cru	0.77500	30000.	84	20662	No
165	GOM_NL__2PRFIN20060211_125056_000000372045_00067_20662_8599.N1	11-FEB-2006 12:50:56	Dark	37.000	29	Bet Car	1.6720	10200.	74	20662	No
166	GOM_NL__2PRFIN20060211_125330_000000392045_00067_20662_8600.N1	11-FEB-2006 12:53:30	Dark	38.500	71	lot Car	2.2460	7700.0	77	20662	No
167	GOM_NL__2PRFIN20060211_125509_000000402045_00067_20662_8601.N1	11-FEB-2006 12:55:09	Dark	40.000	46	Del Vel	1.9540	10600.	80	20662	No
168	GOM_NL__2PRFIN20060211_125734_000000412045_00067_20662_8602.N1	11-FEB-2006 12:57:34	Straylight	41.000	34	Gam2Vel	1.7930	23000.	82	20662	No
169	GOM_NL__2PRFIN20060211_125939_000000402045_00067_20662_8603.N1	11-FEB-2006 12:59:39	Straylight	39.500	70	Zet Pup	2.2460	39000.	79	20662	No
170	GOM_NL__2PRFIN20060211_130356_000000392045_00067_20662_8604.N1	11-FEB-2006 13:03:56	Straylight	39.000	132	15Rho Pup	2.8030	6900.0	78	20662	No
171	GOM_NL__2PRFIN20060211_131226_000000502045_00067_20662_8605.N1	11-FEB-2006 13:12:26	Bright	49.500	8	10Alp CMi	0.40000	6500.0	99	20662	No
172	GOM_NL__2PRFIN20060211_131847_000000382045_00067_20662_8606.N1	11-FEB-2006 13:18:47	Bright	37.500	17	78Bet Gem	1.1610	4500.0	75	20662	No
173	GOM_NL__2PRFIN20060211_133612_000000352045_00067_20662_8607.N1	11-FEB-2006 13:36:12	Bright	35.000	49	1Alp UMi	1.9900	6300.0	70	20662	No
174	GOM_NL__2PRFIN20060211_134257_000000352045_00067_20662_8608.N1	11-FEB-2006 13:42:57	Bright	35.000	89	5Alp Cep	2.4510	8000.0	70	20662	No
175	GOM_NL__2PRFIN20060211_134847_000000362045_00067_20662_8609.N1	11-FEB-2006 13:48:47	Bright	36.000	144	18Del Cyg	2.8600	11000.	72	20662	No
176	GOM_NL__2PRFIN20060211_135105_000000382045_00067_20662_8610.N1	11-FEB-2006 13:51:05	Bright	38.000	5	3Alp Lyr	0.033000	11000.	76	20662	No
177	GOM_NL__2PRFIN20060211_135754_000000342045_00067_20662_8611.N1	11-FEB-2006 13:57:54	Bright	33.500	168	17Zet Aql	2.9860	11000.	67	20662	No
178	GOM_NL__2PRFIN20060211_140905_000000402045_00067_20662_8612.N1	11-FEB-2006 14:09:05	Twilight	39.500	57	34Sig Sgr	2.0660	26000.	79	20662	No
179	GOM_NL__2PRFIN20060211_141146_000000402045_00067_20662_8613.N1	11-FEB-2006 14:11:46	Dark	39.500	38	20Eps Sgr	1.8360	11000.	79	20662	No
180	GOM_NL__2PRFIN20060211_141343_000000432045_00067_20662_8614.N1	11-FEB-2006 14:13:43	Dark	43.000	25	35Lam Sco	1.6200	28000.	86	20662	No
181	GOM_NL__2PRFIN20060211_141504_000000392045_00067_20662_8615.N1	11-FEB-2006 14:15:04	Dark	39.000	40	The Sco	1.8590	7100.0	78	20662	No
182	GOM_NL__2PRFIN20060211_141652_000000362045_00067_20662_8616.N1	11-FEB-2006 14:16:52	Dark	35.500	147	Alp Ara	2.8770	26000.	71	20662	No
183	GOM_NL__2PRFIN20060211_141821_000000392045_00067_20662_8617.N1	11-FEB-2006 14:18:21	Dark	39.000	141	Bet Ara	2.8400	4600.0	78	20662	No
184	GOM_NL__2PRFIN20060211_142419_000000462045_00068_20663_8616.N1	11-FEB-2006 14:24:19	Dark	46.000	4	Alp1Cen	-0.010000	5800.0	92	20663	No
185	GOM_NL__2PRFIN20060211_142537_000000342045_00068_20663_8617.N1	11-FEB-2006 14:25:37	Dark	34.000	10	Bet Cen	0.61000	28000.	68	20663	No
186	GOM_NL__2PRFIN20060211_142848_000000452045_00068_20663_8618.N1	11-FEB-2006 14:28:48	Dark	45.000	12	Alp1Cru	0.77500	30000.	90	20663	No
187	GOM_NL__2PRFIN20060211_143132_000000372045_00068_20663_8619.N1	11-FEB-2006 14:31:32	Dark	37.000	29	Bet Car	1.6720	10200.	74	20663	No
188	GOM_NL__2PRFIN20060211_143406_000000372045_00068_20663_8620.N1	11-FEB-2006 14:34:06	Dark	37.000	71	lot Car	2.2460	7700.0	74	20663	No
189	GOM_NL__2PRFIN20060211_143545_000000362045_00068_20663_8621.N1	11-FEB-2006 14:35:45	Dark	35.500	46	Del Vel	1.9540	10600.	71	20663	No
190	GOM_NL__2PRFIN20060211_143810_000000412045_00068_20663_8622.N1	11-FEB-2006 14:38:10	Straylight	40.500	34	Gam2Vel	1.7930	23000.	81	20663	No
191	GOM_NL__2PRFIN20060211_144015_000000402045_00068_20663_8623.N1	11-FEB-2006 14:40:15	Straylight	39.500	70	Zet Pup	2.2460	39000.	79	20663	No
192	GOM_NL__2PRFIN20060211_144433_000000392045_00068_20663_8624.N1	11-FEB-2006 14:44:33	Straylight	38.500	132	15Rho Pup	2.8030	6900.0	77	20663	No
193	GOM_NL__2PRFIN20060211_145301_000000522045_00068_20663_8625.N1	11-FEB-2006 14:53:01	Bright	52.000	8	10Alp CMi	0.40000	6500.0	104	20663	No
194	GOM_NL__2PRFIN20060211_145923_000000382045_00068_20663_8626.N1	11-FEB-2006 14:59:23	Bright	38.000	17	78Bet Gem	1.1610	4500.0	76	20663	No
195	GOM_NL__2PRFIN20060211_151648_000000362045_00068_20663_8627.N1	11-FEB-2006 15:16:48	Bright	36.000	49	1Alp UMi	1.9900	6300.0	72	20663	No
196	GOM_NL__2PRFIN20060211_152333_000000362045_00068_20663_8628.N1	11-FEB-2006 15:23:33	Bright	35.500	89	5Alp Cep	2.4510	8000.0	71	20663	No
197	GOM_NL__2PRFIN20060211_152923_000000352045_00068_20663_8629.N1	11-FEB-2006 15:29:23	Bright	35.000	144	18Del Cyg	2.8600	11000.	70	20663	No
198	GOM_NL__2PRFIN20060211_153141_000000362045_00068_20663_8630.N1	11-FEB-2006 15:31:41	Bright	35.500	5	3Alp Lyr	0.033000	11000.	71	20663	No
199	GOM_NL__2PRFIN20060211_153830_000000342045_00068_20663_8631.N1	11-FEB-2006 15:38:30	Bright	34.000	168	17Zet Aql	2.9860	11000.	68	20663	No
200	GOM_NL__2PRFIN20060211_154941_000000392045_00068_20663_8632.N1	11-FEB-2006 15:49:41	Twilight	38.500	57	34Sig Sgr	2.0660	26000.	77	20663	No
201	GOM_NL__2PRFIN20060211_155222_000000392045_00068_20663_8633.N1	11-FEB-2006 15:52:22	Dark	39.000	38	20Eps Sgr	1.8360	11000.	78	20663	No
202	GOM_NL__2PRFIN20060211_155420_000000412045_00068_20663_8634.N1	11-FEB-2006 15:54:20	Dark	40.500	25	35Lam Sco	1.6200	28000.	81	20663	No
203	GOM_NL__2PRFIN20060211_155540_000000422045_00068_20663_8635.N1	11-FEB-2006 15:55:40	Dark	42.000	40	The Sco	1.8590	7100.0	84	20663	No
204	GOM_NL__2PRFIN20060211_155728_000000372045_00068_20663_8636.N1	11-FEB-2006 15:57:28	Dark	37.000	147	Alp Ara	2.8770	26000.	74	20663	No
205	GOM_NL__2PRFIN20060211_155857_000000402045_00068_20663_8637.N1	11-FEB-2006 15:58:57	Dark	40.000	141	Bet Ara	2.8400	4600.0	80	20663	No
206	GOM_NL__2PRFIN20060211_160456_000000462045_00069_20664_8616.N1	11-FEB-2006 16:04:56	Dark	46.000	4	Alp1Cen	-0.010000	5800.0	92	20664	No
207	GOM_NL__2PRFIN20060211_160614_000000332045_00069_20664_8617.N1	11-FEB-2006 16:06:14	Dark	33.000	10	Bet Cen	0.61000	28000.	66	20664	No
208	GOM_NL__2PRFIN20060211_160924_000000442045_00069_20664_8618.N1	11-FEB-2006 16:09:24	Dark	44.000	12	Alp1Cru	0.77500	30000.	88	20664	No
209	GOM_NL__2PRFIN20060211_161208_000000462045_00069_20664_8619.N1	11-FEB-2006 16:12:08	Dark	45.500	29	Bet Car	1.6720	10200.	91	20664	No
210	GOM_NL__2PRFIN20060211_161442_000000402045_00069_20664_8620.N1	11-FEB-2006 16:14:42	Dark	40.000	71	lot Car	2.2460	7700.0	80	20664	No
211	GOM_NL__2PRFIN20060211_161622_000000372045_00069_20664_8621.N1	11-FEB-2006 16:16:22	Dark	37.000	46	Del Vel	1.9540	10600.	74	20664	No
212	GOM_NL__2PRFIN20060211_161847_000000392045_00069_20664_8622.N1	11-FEB-2006 16:18:47	Straylight	39.000	34	Gam2Vel	1.7930	23000.	78	20664	No
213	GOM_NL__2PRFIN20060211_162051_000000412045_00069_20664_8623.N1	11-FEB-2006 16:20:51	Straylight	40.500	70	Zet Pup	2.2460	39000.	81	20664	No
214	GOM_NL__2PRFIN20060211_162509_000000412045_00069_20664_8624.N1	11-FEB-2006 16:25:09	Straylight	40.500	132	15Rho Pup	2.8030	6900.0	81	20664	No
215	GOM_NL__2PRFIN20060211_163338_000000522045_00069_20664_8625.N1	11-FEB-2006 16:33:38	Bright	52.000	8	10Alp CMi	0.40000	6500.0	104	20664	No
216	GOM_NL__2PRFIN20060211_163959_000000382045_00069_20664_8626.N1	11-FEB-2006 16:39:59	Bright	37.500	17	78Bet Gem	1.1610	4500.0	75	20664	No
217	GOM_NL__2PRFIN20060211_165724_000000372045_00069_20664_8627.N1	11-FEB-2006 16:57:24	Bright	36.500	49	1Alp UMi	1.9900	6300.0	73	20664	No
218	GOM_NL__2PRFIN20060211_170410_000000362045_00069_20664_8628.N1	11-FEB-2006 17:04:10	Bright	35.500	89	5Alp Cep	2.4510	8000.0	71	20664	No
219	GOM_NL__2PRFIN20060211_170959_000000342045_00069_20664_8629.N1	11-FEB-2006 17:09:59	Bright	34.000	144	18Del Cyg	2.8600	11000.	68	20664	No

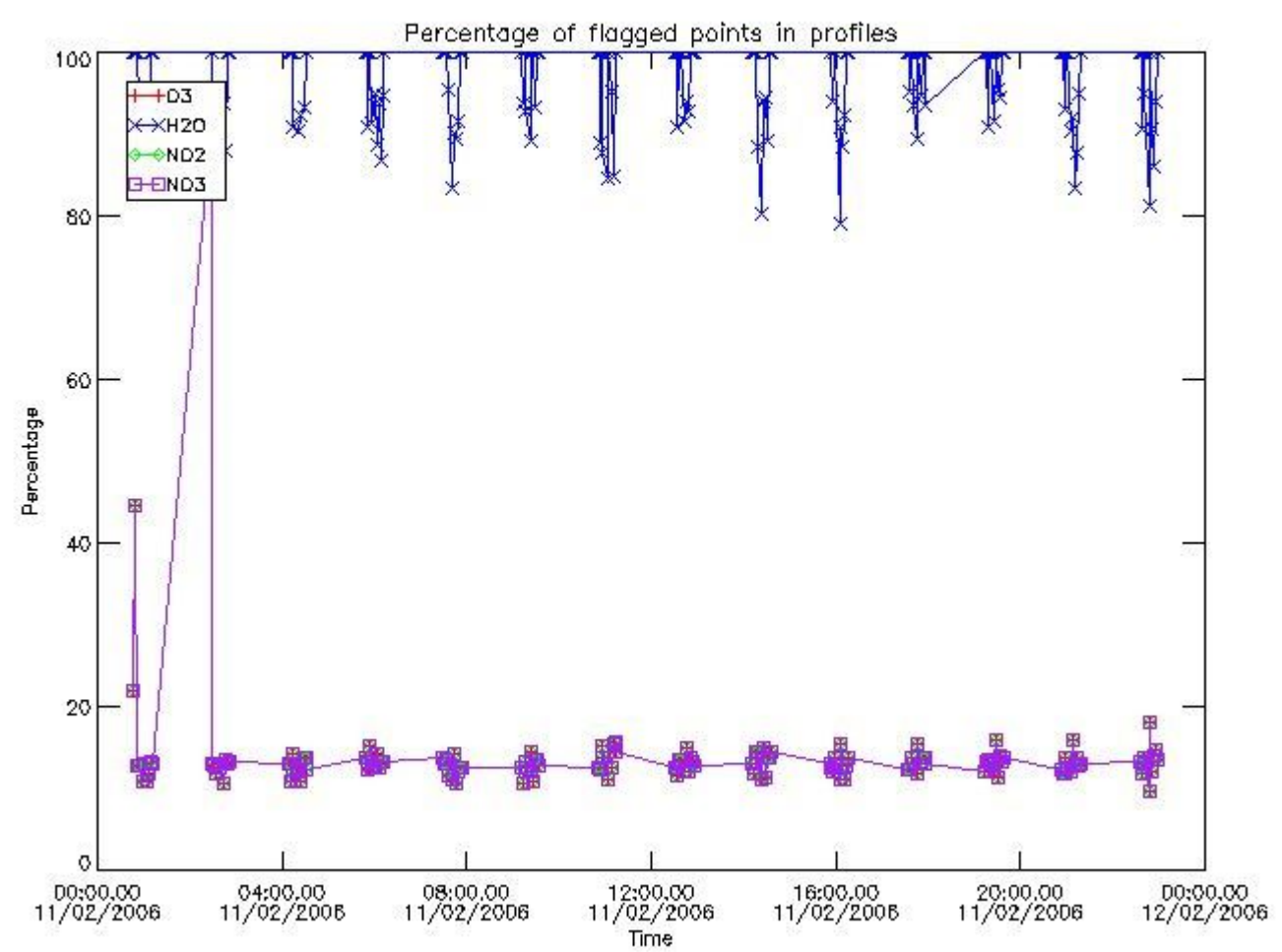
220	GOM_NL__2PRFIN20060211_171217_000000362045_00069_20664_8630.N1	11-FEB-2006 17:12:17	Bright	36.000	5	3Alp Lyr	0.033000	11000.	72	20664	No
221	GOM_NL__2PRFIN20060211_171906_000000342045_00069_20664_8631.N1	11-FEB-2006 17:19:06	Bright	34.000	168	17Zet Aql	2.9860	11000.	68	20664	No
222	GOM_NL__2PRFIN20060211_173018_000000382045_00069_20664_8632.N1	11-FEB-2006 17:30:18	Twilight	37.500	57	34Sig Sgr	2.0660	26000.	75	20664	No
223	GOM_NL__2PRFIN20060211_173258_000000422045_00069_20664_8633.N1	11-FEB-2006 17:32:58	Dark	41.500	38	20Eps Sgr	1.8360	11000.	83	20664	No
224	GOM_NL__2PRFIN20060211_173457_000000422045_00069_20664_8634.N1	11-FEB-2006 17:34:57	Dark	41.500	25	35Lam Sco	1.6200	28000.	83	20664	No
225	GOM_NL__2PRFIN20060211_173617_000000422045_00069_20664_8635.N1	11-FEB-2006 17:36:17	Dark	41.500	40	The Sco	1.8590	7100.0	83	20664	No
226	GOM_NL__2PRFIN20060211_173805_000000372045_00069_20664_8636.N1	11-FEB-2006 17:38:05	Dark	37.000	147	Alp Ara	2.8770	26000.	74	20664	No
227	GOM_NL__2PRFIN20060211_173934_000000392045_00069_20664_8637.N1	11-FEB-2006 17:39:34	Dark	39.000	141	Bet Ara	2.8400	4600.0	78	20664	No
228	GOM_NL__2PRFIN20060211_174532_000000432045_00070_20665_8616.N1	11-FEB-2006 17:45:32	Dark	43.000	4	Alp1Cen	-0.010000	5800.0	86	20665	No
229	GOM_NL__2PRFIN20060211_174650_000000332045_00070_20665_8617.N1	11-FEB-2006 17:46:50	Dark	33.000	10	Bet Cen	0.610000	28000.	66	20665	No
230	GOM_NL__2PRFIN20060211_175001_000000392045_00070_20665_8618.N1	11-FEB-2006 17:50:01	Dark	39.000	12	Alp1Cru	0.775000	30000.	78	20665	No
231	GOM_NL__2PRFIN20060211_175245_000000372045_00070_20665_8619.N1	11-FEB-2006 17:52:45	Dark	37.000	29	Bet Car	1.6720	10200.	74	20665	No
232	GOM_NL__2PRFIN20060211_175519_000000372045_00070_20665_8620.N1	11-FEB-2006 17:55:19	Dark	37.000	71	lot Car	2.2460	7700.0	74	20665	No
233	GOM_NL__2PRFIN20060211_175658_000000402045_00070_20665_8621.N1	11-FEB-2006 17:56:58	Dark	39.500	46	Del Vel	1.9540	10600.	79	20665	No
234	GOM_NL__2PRFIN20060211_175923_000000392045_00070_20665_8622.N1	11-FEB-2006 17:59:23	Straylight	38.500	34	Gam2Vel	1.7930	23000.	77	20665	No
235	GOM_NL__2PRFIN20060211_180127_000000392045_00070_20665_8623.N1	11-FEB-2006 18:01:27	Straylight	38.500	70	Zet Pup	2.2460	39000.	77	20665	No
236	GOM_NL__2PRFIN20060211_180545_000000412045_00070_20665_8624.N1	11-FEB-2006 18:05:45	Straylight	41.000	132	15Rho Pup	2.8030	6900.0	82	20665	No
237	GOM_NL__2PRFIN20060211_181414_000000472045_00070_20665_8625.N1	11-FEB-2006 18:14:14	Bright	47.000	8	10Alp CMi	0.400000	6500.0	94	20665	No
238	GOM_NL__2PRFIN20060211_182035_000000382045_00070_20665_8626.N1	11-FEB-2006 18:20:35	Bright	38.000	17	78Bet Gem	1.1610	4500.0	76	20665	No
239	GOM_NL__2PRFIN20060211_183800_000000362045_00070_20665_8627.N1	11-FEB-2006 18:38:00	Bright	36.000	49	1Alp UMi	1.9900	6300.0	72	20665	No
240	GOM_NL__2PRFIN20060211_184446_000000372045_00070_20665_8628.N1	11-FEB-2006 18:44:46	Bright	37.000	89	5Alp Cep	2.4510	8000.0	74	20665	No
241	GOM_NL__2PRFIN20060211_185035_000000342045_00070_20665_8629.N1	11-FEB-2006 18:50:35	Bright	33.500	144	18Del Cyg	2.8600	11000.	67	20665	No
242	GOM_NL__2PRFIN20060211_185253_000000362045_00070_20665_8630.N1	11-FEB-2006 18:52:53	Bright	35.500	5	3Alp Lyr	0.033000	11000.	71	20665	No
243	GOM_NL__2PRFIN20060211_185943_000000342045_00070_20665_8631.N1	11-FEB-2006 18:59:43	Bright	34.000	168	17Zet Aql	2.9860	11000.	68	20665	No
244	GOM_NL__2PRFIN20060211_191054_000000412045_00070_20665_8632.N1	11-FEB-2006 19:10:54	Twilight	41.000	57	34Sig Sgr	2.0660	26000.	82	20665	No
245	GOM_NL__2PRFIN20060211_191335_000000422045_00070_20665_8633.N1	11-FEB-2006 19:13:35	Dark	42.000	38	20Eps Sgr	1.8360	11000.	84	20665	No
246	GOM_NL__2PRFIN20060211_191533_000000392045_00070_20665_8634.N1	11-FEB-2006 19:15:33	Dark	38.500	25	35Lam Sco	1.6200	28000.	77	20665	No
247	GOM_NL__2PRFIN20060211_191653_000000392045_00070_20665_8635.N1	11-FEB-2006 19:16:53	Dark	38.500	40	The Sco	1.8590	7100.0	77	20665	No
248	GOM_NL__2PRFIN20060211_191841_000000382045_00070_20665_8636.N1	11-FEB-2006 19:18:41	Dark	38.000	147	Alp Ara	2.8770	26000.	76	20665	No
249	GOM_NL__2PRFIN20060211_192010_000000402045_00070_20665_8637.N1	11-FEB-2006 19:20:10	Dark	39.500	141	Bet Ara	2.8400	4600.0	79	20665	No
250	GOM_NL__2PRFIN20060211_192609_000000422045_00071_20666_8616.N1	11-FEB-2006 19:26:09	Dark	41.500	4	Alp1Cen	-0.010000	5800.0	83	20666	No
251	GOM_NL__2PRFIN20060211_192727_000000322045_00071_20666_8617.N1	11-FEB-2006 19:27:27	Dark	32.000	10	Bet Cen	0.610000	28000.	64	20666	No
252	GOM_NL__2PRFIN20060211_193038_000000452045_00071_20666_8618.N1	11-FEB-2006 19:30:38	Dark	45.000	12	Alp1Cru	0.775000	30000.	90	20666	No
253	GOM_NL__2PRFIN20060211_193321_000000372045_00071_20666_8619.N1	11-FEB-2006 19:33:21	Dark	36.500	29	Bet Car	1.6720	10200.	73	20666	No
254	GOM_NL__2PRFIN20060211_193555_000000392045_00071_20666_8620.N1	11-FEB-2006 19:35:55	Dark	38.500	71	lot Car	2.2460	7700.0	77	20666	No
255	GOM_NL__2PRFIN20060211_193734_000000412045_00071_20666_8621.N1	11-FEB-2006 19:37:34	Dark	41.000	46	Del Vel	1.9540	10600.	82	20666	No
256	GOM_NL__2PRFIN20060211_193959_000000422045_00071_20666_8622.N1	11-FEB-2006 19:39:59	Straylight	42.000	34	Gam2Vel	1.7930	23000.	84	20666	No
257	GOM_NL__2PRFIN20060211_194203_000000412045_00071_20666_8623.N1	11-FEB-2006 19:42:03	Straylight	41.000	70	Zet Pup	2.2460	39000.	82	20666	No
258	GOM_NL__2PRFIN20060211_194621_000000382045_00071_20666_8624.N1	11-FEB-2006 19:46:21	Straylight	38.000	132	15Rho Pup	2.8030	6900.0	76	20666	No
259	GOM_NL__2PRFIN20060211_195450_000000522045_00071_20666_8625.N1	11-FEB-2006 19:54:50	Bright	52.000	8	10Alp CMi	0.400000	6500.0	104	20666	No
260	GOM_NL__2PRFIN20060211_200111_000000382045_00071_20666_8626.N1	11-FEB-2006 20:01:11	Bright	37.500	17	78Bet Gem	1.1610	4500.0	75	20666	No
261	GOM_NL__2PRFIN20060211_201836_000000352045_00071_20666_8627.N1	11-FEB-2006 20:18:36	Bright	34.500	49	1Alp UMi	1.9900	6300.0	69	20666	No
262	GOM_NL__2PRFIN20060211_202522_000000352045_00071_20666_8628.N1	11-FEB-2006 20:25:22	Bright	34.500	89	5Alp Cep	2.4510	8000.0	69	20666	No
263	GOM_NL__2PRFIN20060211_203111_000000342045_00071_20666_8629.N1	11-FEB-2006 20:31:11	Bright	34.000	144	18Del Cyg	2.8600	11000.	68	20666	No
264	GOM_NL__2PRFIN20060211_203329_000000362045_00071_20666_8630.N1	11-FEB-2006 20:33:29	Bright	35.500	5	3Alp Lyr	0.033000	11000.	71	20666	No
265	GOM_NL__2PRFIN20060211_204019_000000342045_00071_20666_8631.N1	11-FEB-2006 20:40:19	Bright	33.500	168	17Zet Aql	2.9860	11000.	67	20666	No
266	GOM_NL__2PRFIN20060211_205130_000000382045_00071_20666_8632.N1	11-FEB-2006 20:51:30	Twilight	38.000	57	34Sig Sgr	2.0660	26000.	76	20666	No
267	GOM_NL__2PRFIN20060211_205411_000000422045_00071_20666_8633.N1	11-FEB-2006 20:54:11	Dark	41.500	38	20Eps Sgr	1.8360	11000.	83	20666	No
268	GOM_NL__2PRFIN20060211_205609_000000432045_00071_20666_8634.N1	11-FEB-2006 20:56:09	Dark	43.000	25	35Lam Sco	1.6200	28000.	86	20666	No
269	GOM_NL__2PRFIN20060211_205729_000000432045_00071_20666_8635.N1	11-FEB-2006 20:57:29	Dark	43.000	40	The Sco	1.8590	7100.0	86	20666	No
270	GOM_NL__2PRFIN20060211_205917_000000372045_00071_20666_8636.N1	11-FEB-2006 20:59:17	Dark	37.000	147	Alp Ara	2.8770	26000.	74	20666	No
271	GOM_NL__2PRFIN20060211_210046_000000412045_00071_20666_8637.N1	11-FEB-2006 21:00:46	Dark	40.500	141	Bet Ara	2.8400	4600.0	81	20666	No
272	GOM_NL__2PRFIN20060211_210645_000000422045_00072_20667_8616.N1	11-FEB-2006 21:06:45	Dark	42.000	4	Alp1Cen	-0.010000	5800.0	84	20667	No
273	GOM_NL__2PRFIN20060211_210803_000000322045_00072_20667_8617.N1	11-FEB-2006 21:08:03	Dark	32.000	10	Bet Cen	0.610000	28000.	64	20667	No
274	GOM_NL__2PRFIN20060211_211114_000000402045_00072_20667_8618.N1	11-FEB-2006 21:11:14	Dark	39.500	12	Alp1Cru	0.775000	30000.	79	20667	No
275	GOM_NL__2PRFIN20060211_211357_000000372045_00072_20667_8619.N1	11-FEB-2006 21:13:57	Dark	37.000	29	Bet Car	1.6720	10200.	74	20667	No
276	GOM_NL__2PRFIN20060211_211631_000000402045_00072_20667_8620.N1	11-FEB-2006 21:16:31	Dark	40.000	71	lot Car	2.2460	7700.0	80	20667	No
277	GOM_NL__2PRFIN20060211_211810_000000402045_00072_20667_8621.N1	11-FEB-2006 21:18:10	Dark	39.500	46	Del Vel	1.9540	10600.	79	20667	No
278	GOM_NL__2PRFIN20060211_212035_000000402045_00072_20667_8622.N1	11-FEB-2006 21:20:35	Straylight	39.500	34	Gam2Vel	1.7930	23000.	79	20667	No

279	GOM_NL__2PRFIN20060211_212239_000000382045_00072_20667_8623.N1	11-FEB-2006 21:22:39	Straylight	38.000	70	Zet Pup	2.2460	39000.	76	20667	No
280	GOM_NL__2PRFIN20060211_212657_000000382045_00072_20667_8624.N1	11-FEB-2006 21:26:57	Straylight	38.000	132	15Rho Pup	2.8030	6900.0	76	20667	No
281	GOM_NL__2PRFIN20060211_213526_000000522045_00072_20667_8625.N1	11-FEB-2006 21:35:26	Bright	52.000	8	10Alp CMi	0.40000	6500.0	104	20667	No
282	GOM_NL__2PRFIN20060211_214147_000000382045_00072_20667_8626.N1	11-FEB-2006 21:41:47	Bright	38.000	17	78Bet Gem	1.1610	4500.0	76	20667	No
283	GOM_NL__2PRFIN20060211_215912_000000372045_00072_20667_8627.N1	11-FEB-2006 21:59:12	Bright	37.000	49	1Alp UMi	1.9900	6300.0	74	20667	No
284	GOM_NL__2PRFIN20060211_220558_000000362045_00072_20667_8628.N1	11-FEB-2006 22:05:58	Bright	35.500	89	5Alp Cep	2.4510	8000.0	71	20667	No
285	GOM_NL__2PRFIN20060211_221147_000000362045_00072_20667_8629.N1	11-FEB-2006 22:11:47	Bright	35.500	144	18Del Cyg	2.8600	11000.	71	20667	No
286	GOM_NL__2PRFIN20060211_221405_000000402045_00072_20667_8630.N1	11-FEB-2006 22:14:05	Bright	39.500	5	3Alp Lyr	0.033000	11000.	79	20667	No
287	GOM_NL__2PRFIN20060211_222055_000000342045_00072_20667_8631.N1	11-FEB-2006 22:20:55	Bright	33.500	168	17Zet Aql	2.9860	11000.	67	20667	No
288	GOM_NL__2PRFIN20060211_223206_000000422045_00072_20667_8632.N1	11-FEB-2006 22:32:06	Twilight	41.500	57	34Sig Sgr	2.0660	26000.	83	20667	No
289	GOM_NL__2PRFIN20060211_223447_000000432045_00072_20667_8633.N1	11-FEB-2006 22:34:47	Dark	42.500	38	20Eps Sgr	1.8360	11000.	85	20667	No
290	GOM_NL__2PRFIN20060211_223646_000000412045_00072_20667_8634.N1	11-FEB-2006 22:36:46	Dark	40.500	25	35Lam Sco	1.6200	28000.	81	20667	No
291	GOM_NL__2PRFIN20060211_223806_000000442045_00072_20667_8635.N1	11-FEB-2006 22:38:06	Dark	43.500	40	The Sco	1.8590	7100.0	87	20667	No
292	GOM_NL__2PRFIN20060211_223954_000000372045_00072_20667_8636.N1	11-FEB-2006 22:39:54	Dark	37.000	147	Alp Ara	2.8770	26000.	74	20667	No
293	GOM_NL__2PRFIN20060211_224123_000000402045_00072_20667_8637.N1	11-FEB-2006 22:41:23	Dark	39.500	141	Bet Ara	2.8400	4600.0	79	20667	No
294	GOM_NL__2PRFIN20060211_224722_000000542045_00073_20668_8616.N1	11-FEB-2006 22:47:22	Dark	53.500	4	Alp1Cen	-0.010000	5800.0	107	20668	No
295	GOM_NL__2PRFIN20060211_224840_000000312045_00073_20668_8617.N1	11-FEB-2006 22:48:40	Dark	31.000	10	Bet Cen	0.61000	28000.	62	20668	No
296	GOM_NL__2PRFIN20060211_225150_000000432045_00073_20668_8618.N1	11-FEB-2006 22:51:50	Dark	42.500	12	Alp1Cru	0.77500	30000.	85	20668	No
297	GOM_NL__2PRFIN20060211_225433_000000372045_00073_20668_8619.N1	11-FEB-2006 22:54:33	Dark	36.500	29	Bet Car	1.6720	10200.	73	20668	No
298	GOM_NL__2PRFIN20060211_225707_000000422045_00073_20668_8620.N1	11-FEB-2006 22:57:07	Dark	41.500	71	lot Car	2.2460	7700.0	83	20668	No
299	GOM_NL__2PRFIN20060211_225846_000000382045_00073_20668_8621.N1	11-FEB-2006 22:58:46	Dark	38.000	46	Del Vel	1.9540	10600.	76	20668	No
300	GOM_NL__2PRFIN20060211_230111_000000412045_00073_20668_8622.N1	11-FEB-2006 23:01:11	Straylight	40.500	34	Gam2Vel	1.7930	23000.	81	20668	No
301	GOM_NL__2PRFIN20060211_230315_000000372045_00073_20668_8623.N1	11-FEB-2006 23:03:15	Straylight	36.500	70	Zet Pup	2.2460	39000.	73	20668	No
302	GOM_NL__2PRFIN20060211_230733_000000392045_00073_20668_8624.N1	11-FEB-2006 23:07:33	Straylight	39.000	132	15Rho Pup	2.8030	6900.0	78	20668	No
303	GOM_NL__2PRFIN20060211_231602_000000442045_00073_20668_8625.N1	11-FEB-2006 23:16:02	Bright	44.000	8	10Alp CMi	0.40000	6500.0	88	20668	No
304	GOM_NL__2PRFIN20060211_232223_000000392045_00073_20668_8626.N1	11-FEB-2006 23:22:23	Bright	38.500	17	78Bet Gem	1.1610	4500.0	77	20668	No
305	GOM_NL__2PRFIN20060211_233948_000000352045_00073_20668_8627.N1	11-FEB-2006 23:39:48	Bright	34.500	49	1Alp UMi	1.9900	6300.0	69	20668	No
306	GOM_NL__2PRFIN20060211_234634_000000352045_00073_20668_8628.N1	11-FEB-2006 23:46:34	Bright	34.500	89	5Alp Cep	2.4510	8000.0	69	20668	No
307	GOM_NL__2PRFIN20060211_235223_000000332045_00073_20668_8629.N1	11-FEB-2006 23:52:23	Bright	33.000	144	18Del Cyg	2.8600	11000.	66	20668	No
308	GOM_NL__2PRFIN20060211_235441_000000382045_00073_20668_8630.N1	11-FEB-2006 23:54:41	Bright	37.500	5	3Alp Lyr	0.033000	11000.	75	20668	No

3. Quality information per product

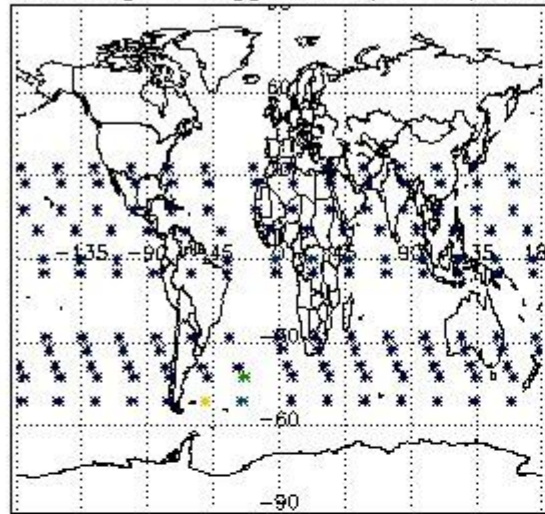
In this section it is plotted some information contained in the Quality Summary data set of the level 2 products. Only products in dark limb conditions and without errors (error flag in the MPH set to "0") are used.

3.1 Plot quality information per product (time dependant)

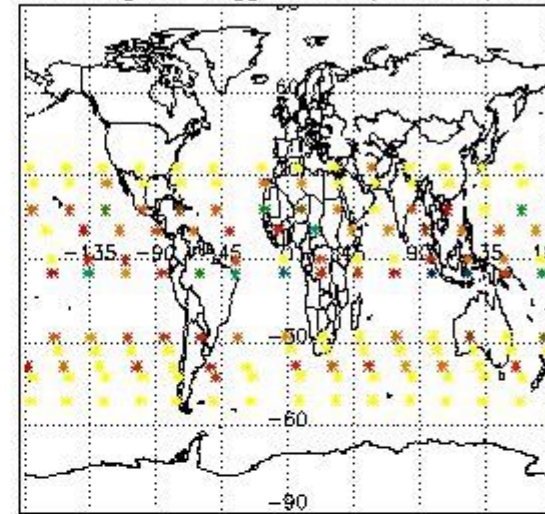


3.2 Plot quality information per product (world map)

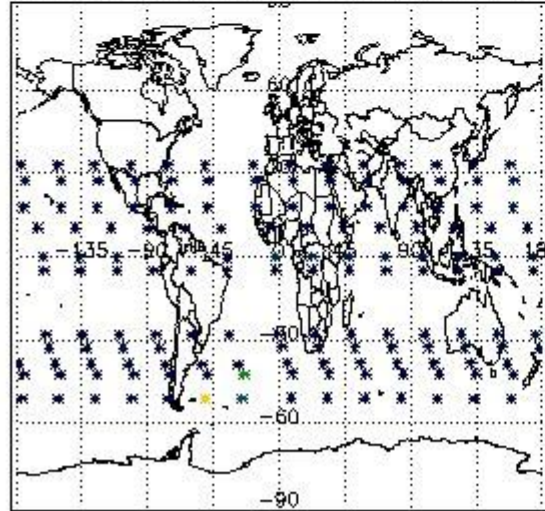
Percentage of flagged data per O3 profile



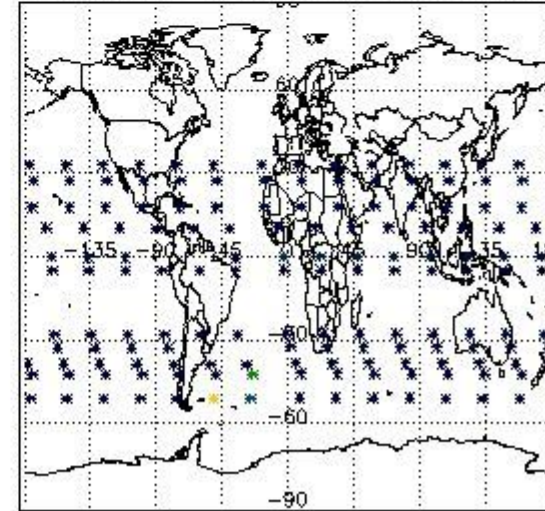
Percentage of flagged data per H2O profile



Percentage of flagged data per NO2 profile



Percentage of flagged data per NO3 profile

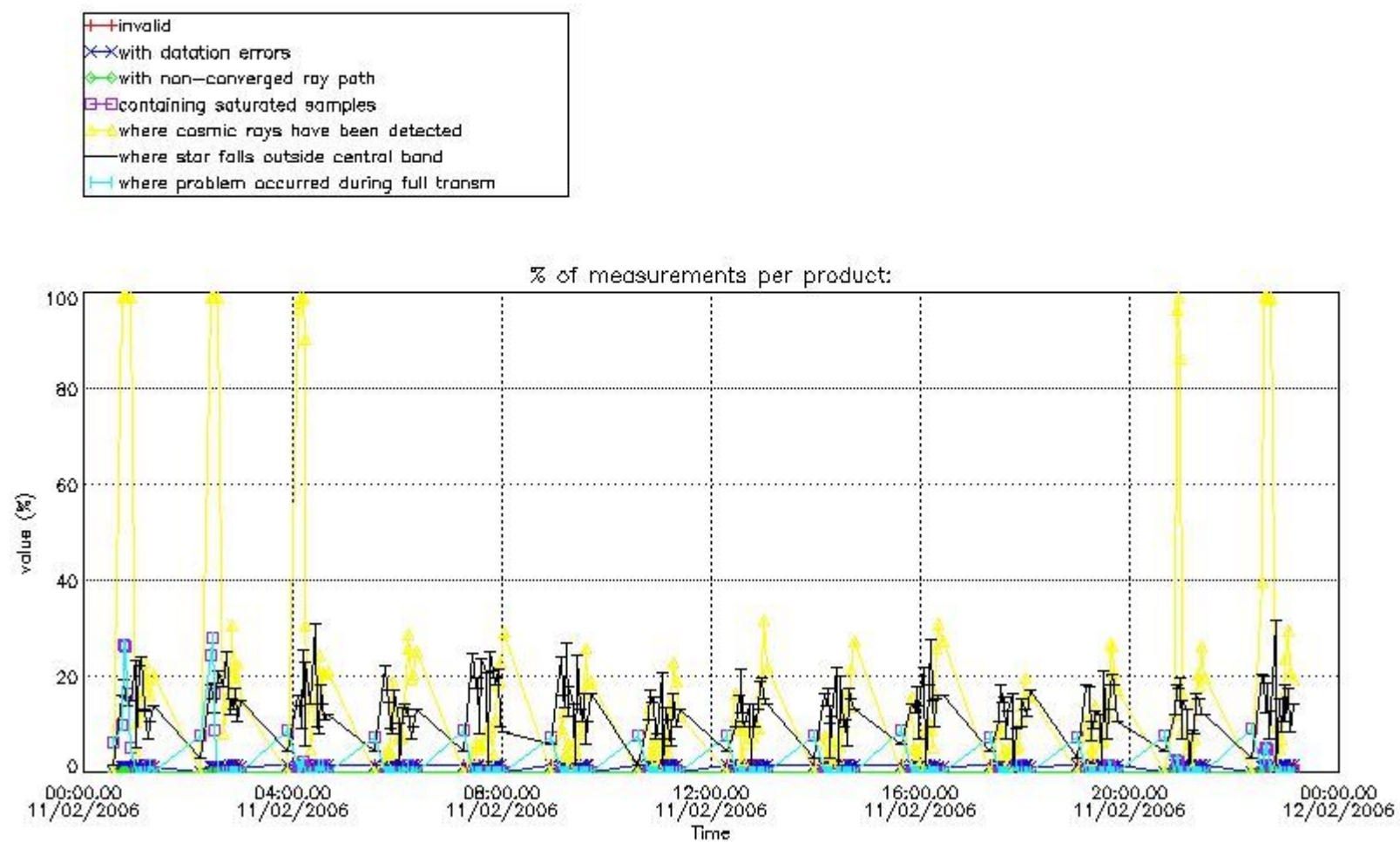


4. Level 1 quality information per product

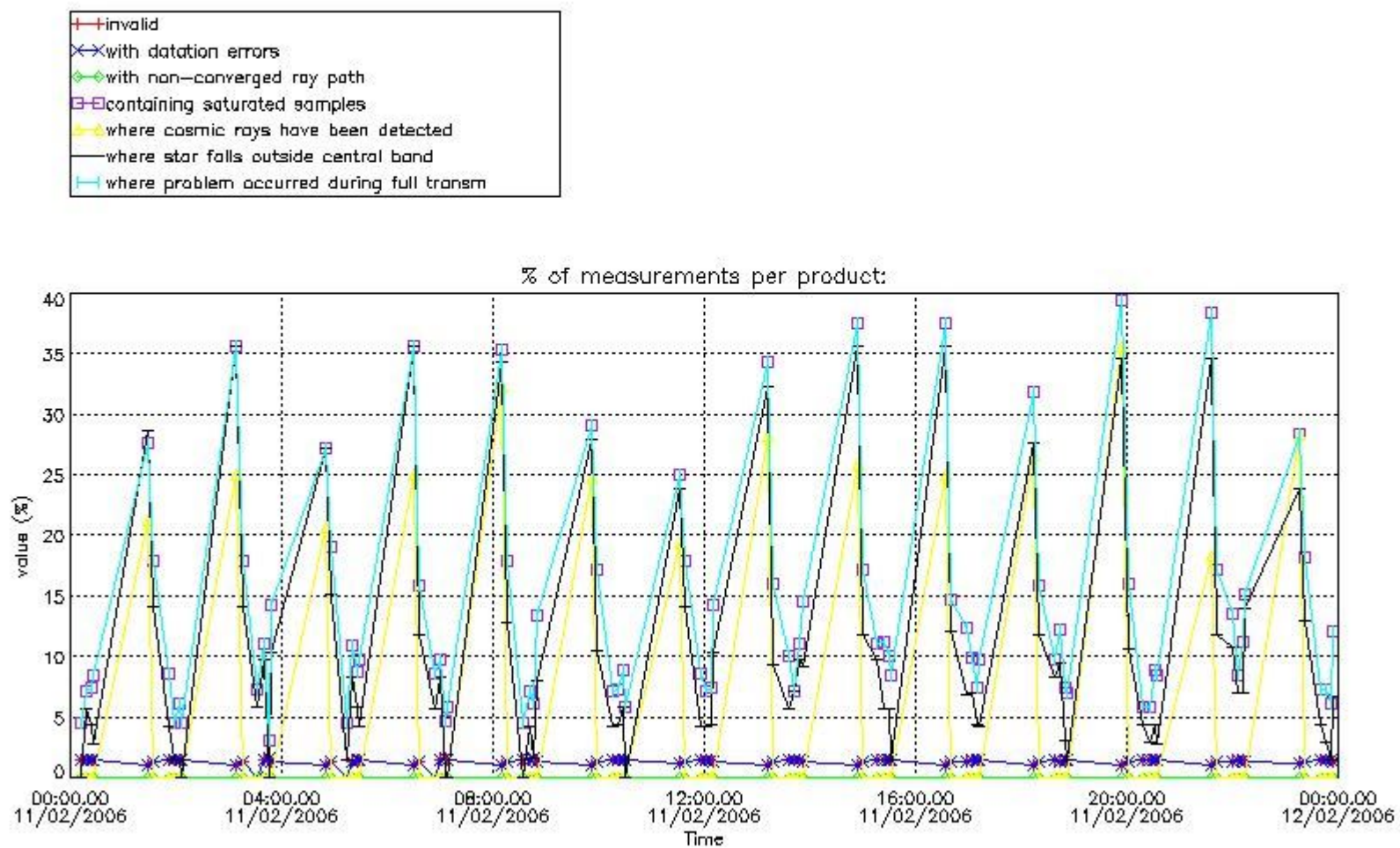
In this section it is plotted some information contained in the Quality Summary data set of the level 2 products that comes from the level 1b processing. Products without errors (error flag in the MPH set to "0") are used.

4.1 Plot quality information per product (time dependant) coming from level 1b processing

4.1.1 Plot level 1 quality information per product (time dependant): ENVISAT ASCENDING passes

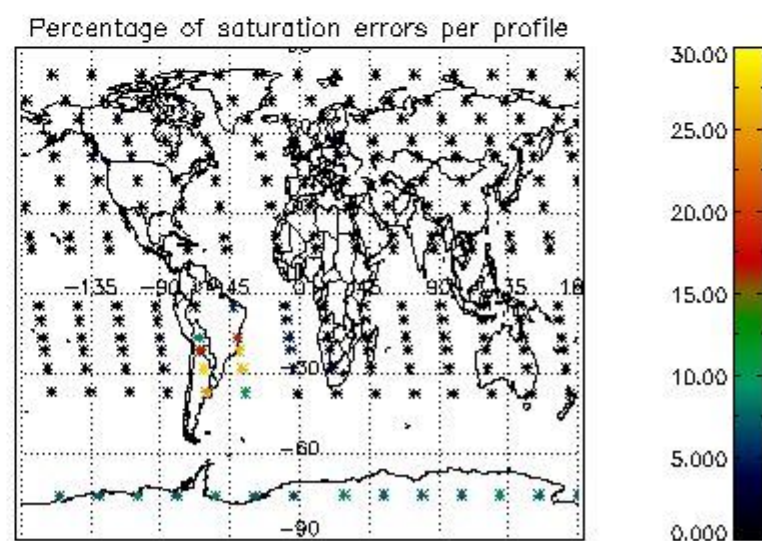
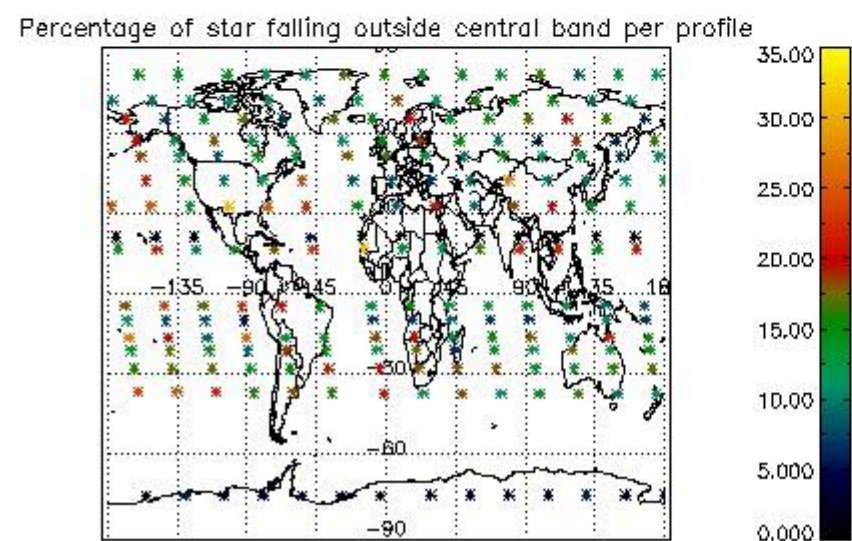
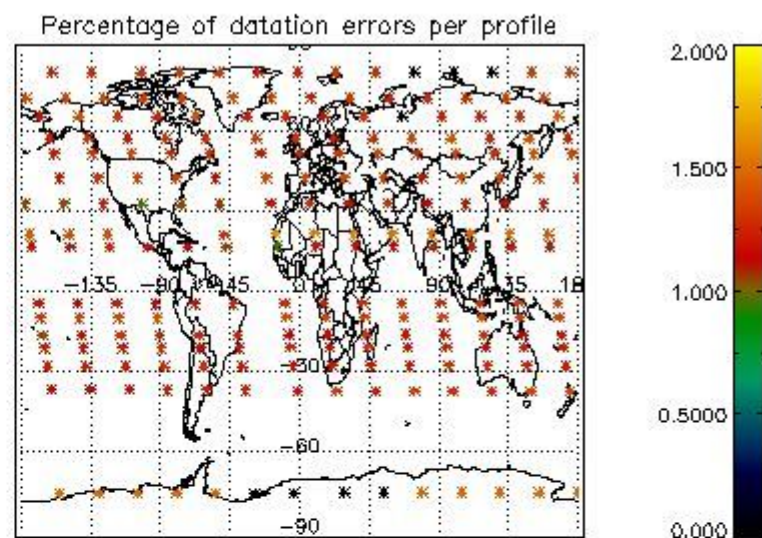
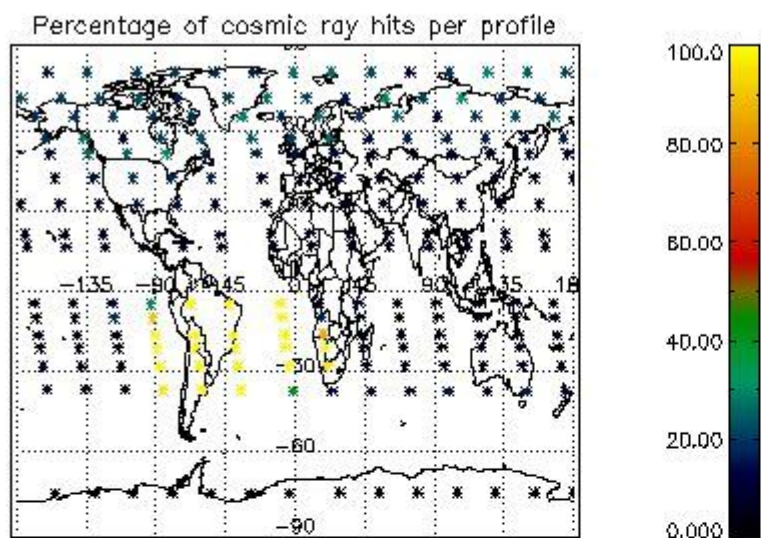


4.1.2 Plot level 1 quality information per product (time dependant): ENVI SAT DESCENDING passes

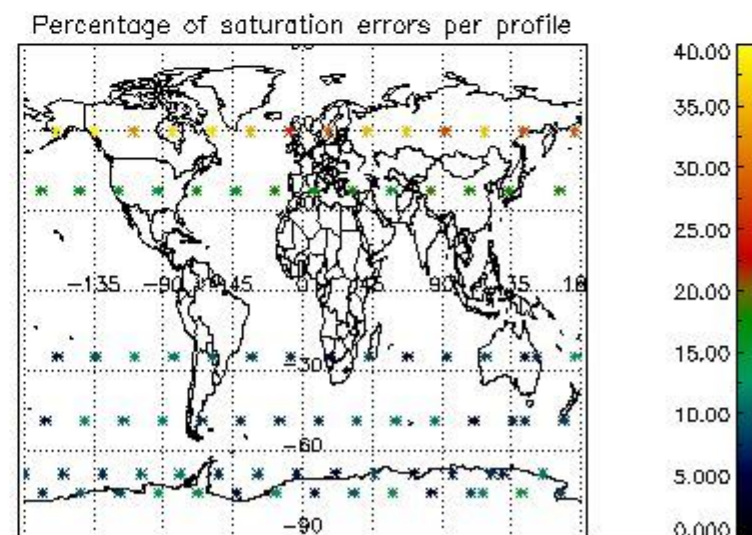
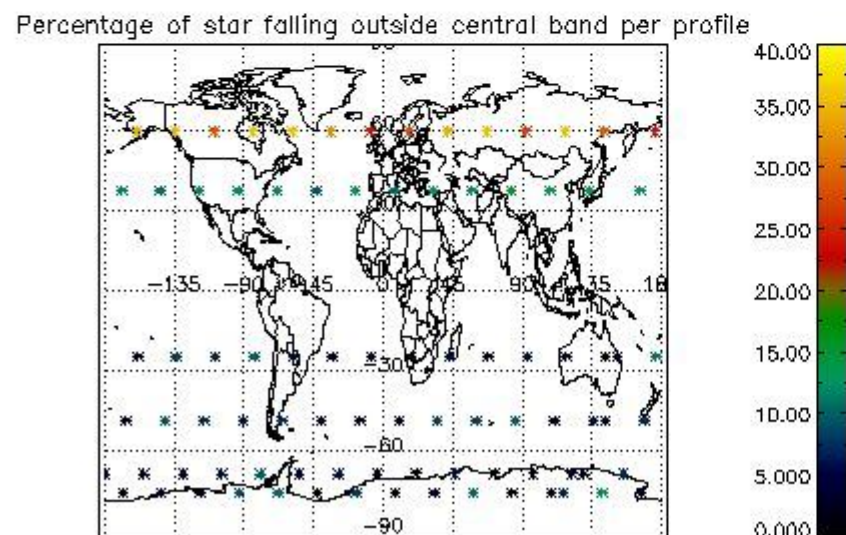
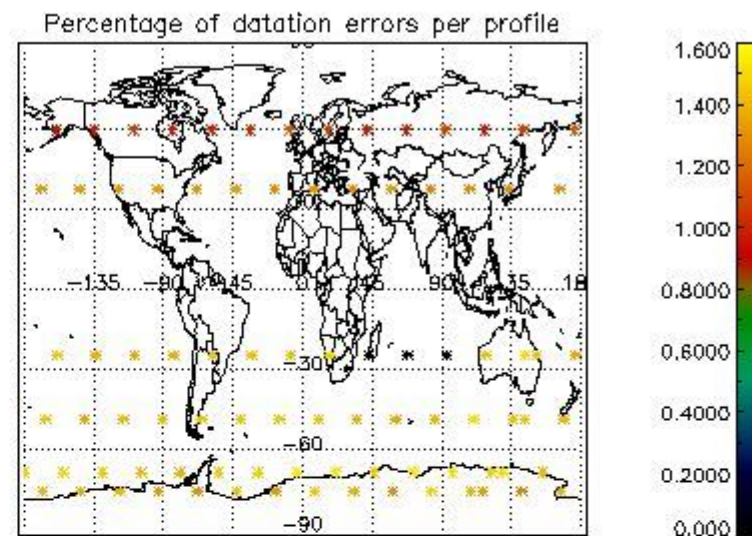
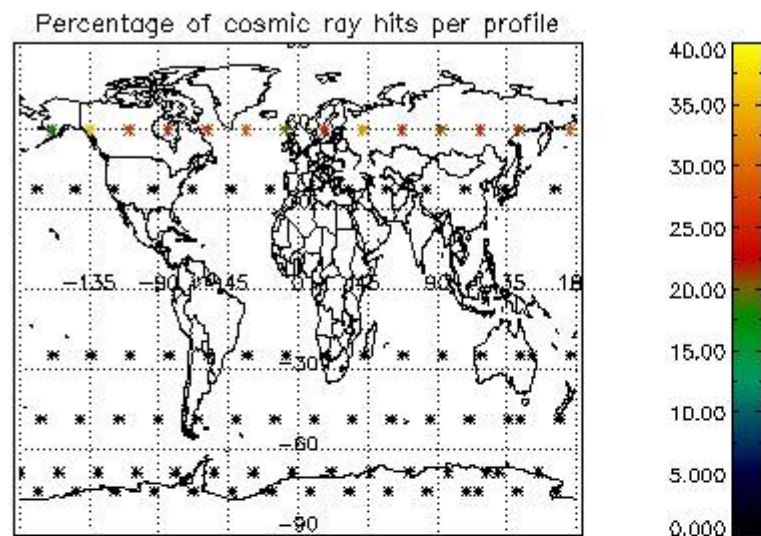


4.2 Plot quality information per product coming from level 1b processing (world map)

4.2.1 Plot level 1 quality information per product (world map): ENVISAT ASCENDING passes



4.2.2 Plot level 1 quality information per product (world map): ENVISAT DESCENDING passes



5. Trace gas profiles

5.1 Ozone statistics based on quality of products

The final quality of the products can be "measured" using the STD (Standard Deviation) attached to every point profile. This information is written to the parameter GOM_NL__2P/NL_LOCAL_SPECIES_DENSITY/o3_std of the level 2 products. The table below shows the statistics for given STD ranges.

The statistics are given with respect to the overall valid production:

- Products without fatal errors: GOM_NL__2P/MPH/PRODUCT_ERR=0
- Valid point profile: GOM_NL__2P/NL_LOCAL_SPECIES_DENSITY/pcd(0)=0

The 'Criteria' is applied to valid points of dark limb products:

- Products in dark limb illumination condition: GOM_NL__2P/NL_SUMMARY_QUALITY/obs_ill_cond=0
- Products without fatal errors: GOM_NL__2P/MPH/PRODUCT_ERR=0
- Valid point profile: GOM_NL__2P/NL_LOCAL_SPECIES_DENSITY/pcd(0)=0

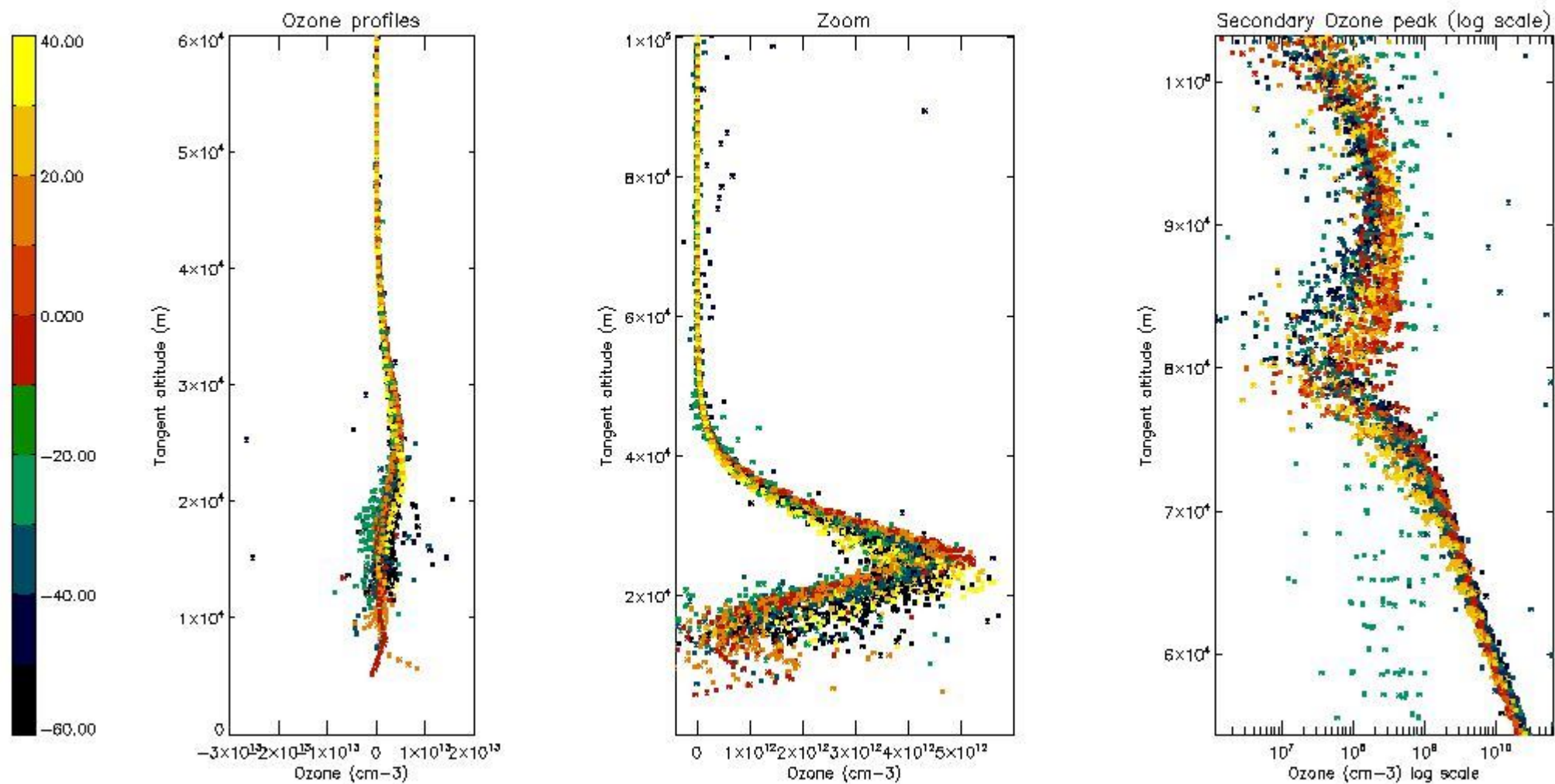
So, the table below shows the percentage of dark limb and valid observations for each criteria with respect to the overall valid daily observations.

Criteria	% of total production
All STD	51
STD < 20	30

STD < 10	25
STD < 5	17

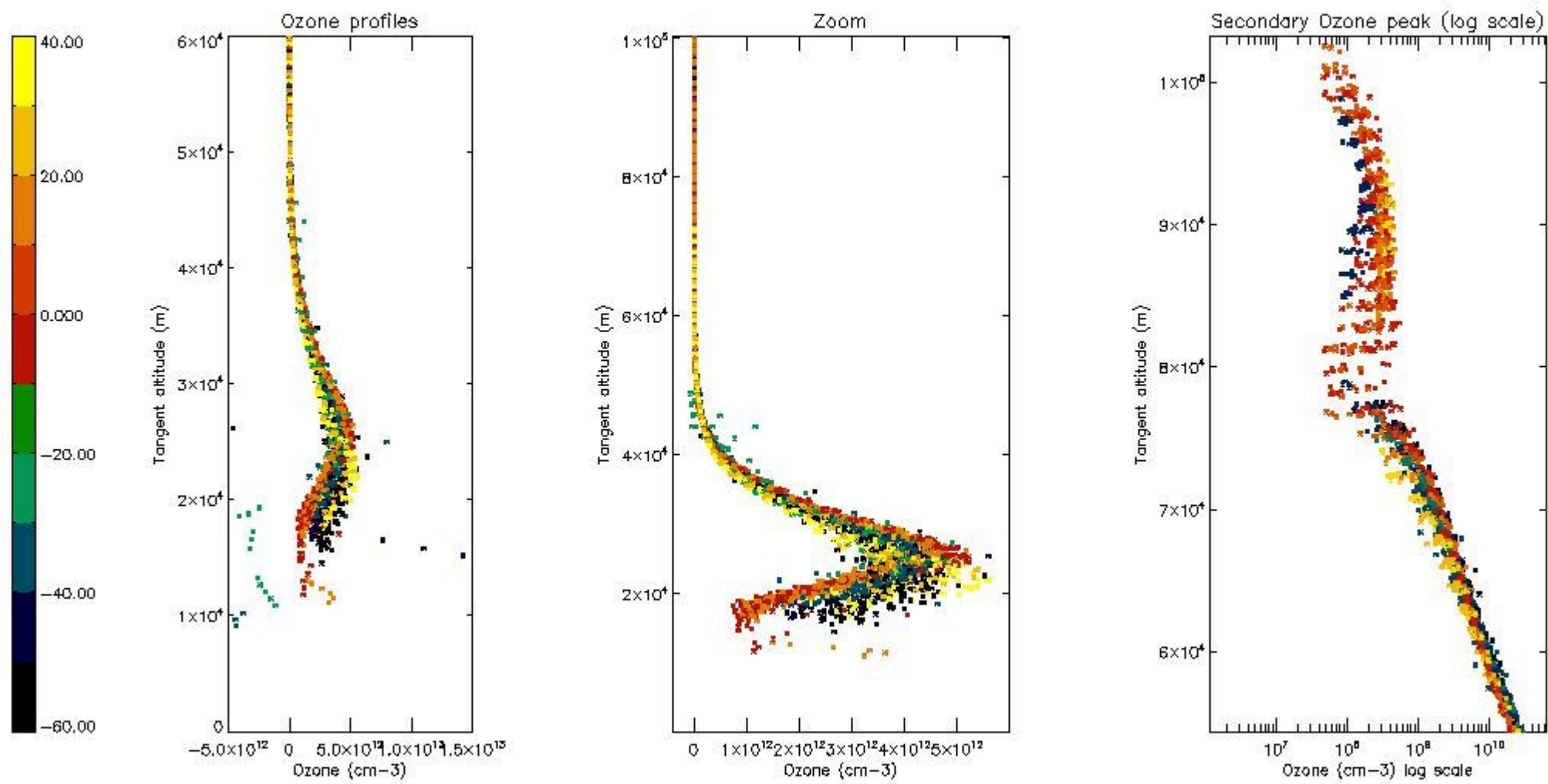
5.2 Plot ozone profiles for all STD (dark without errors)

The colorbar represents the latitude.



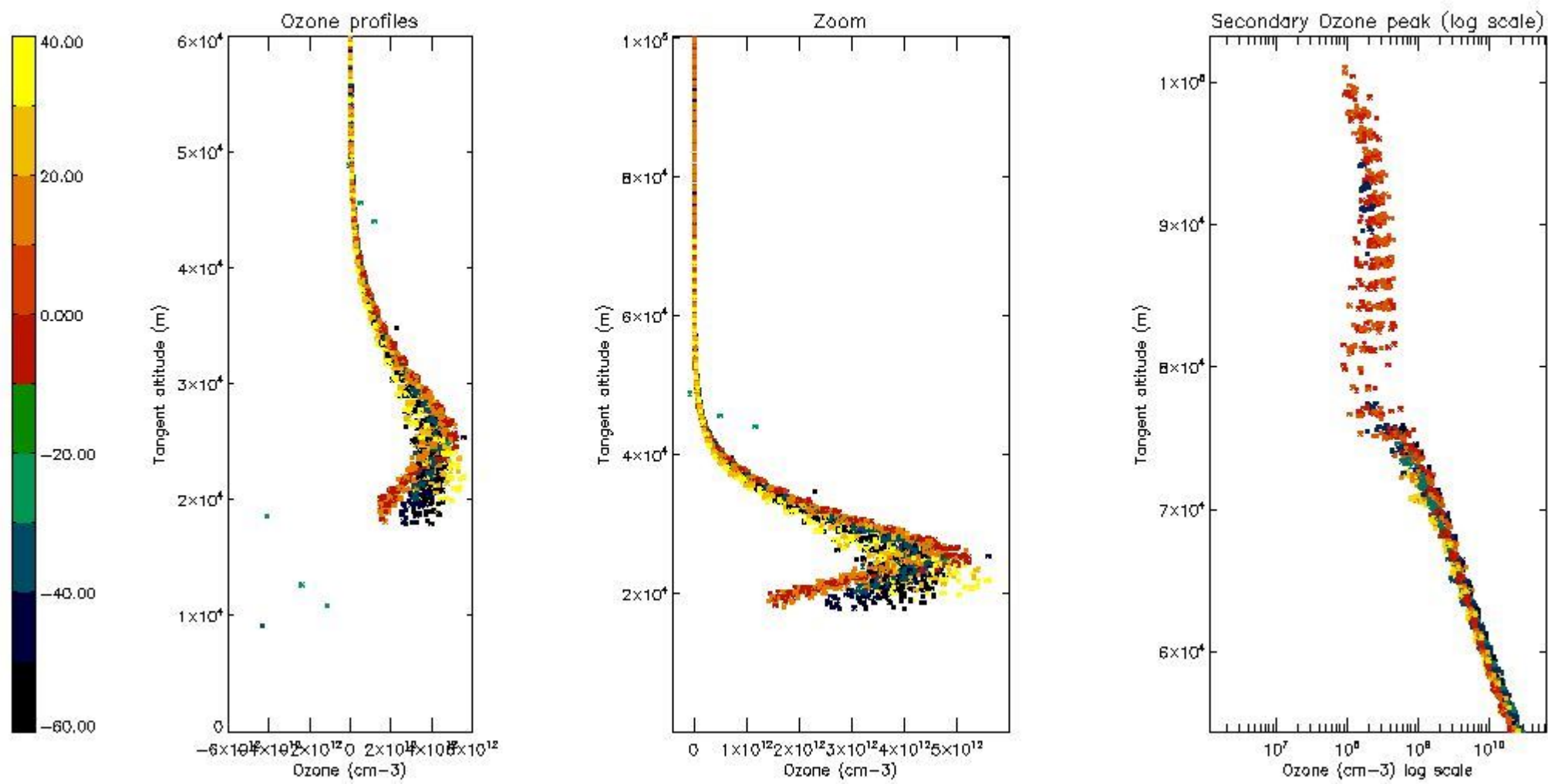
5.3 Plot ozone profiles where STD < 20% (dark without errors)

The colorbar represents the latitude.



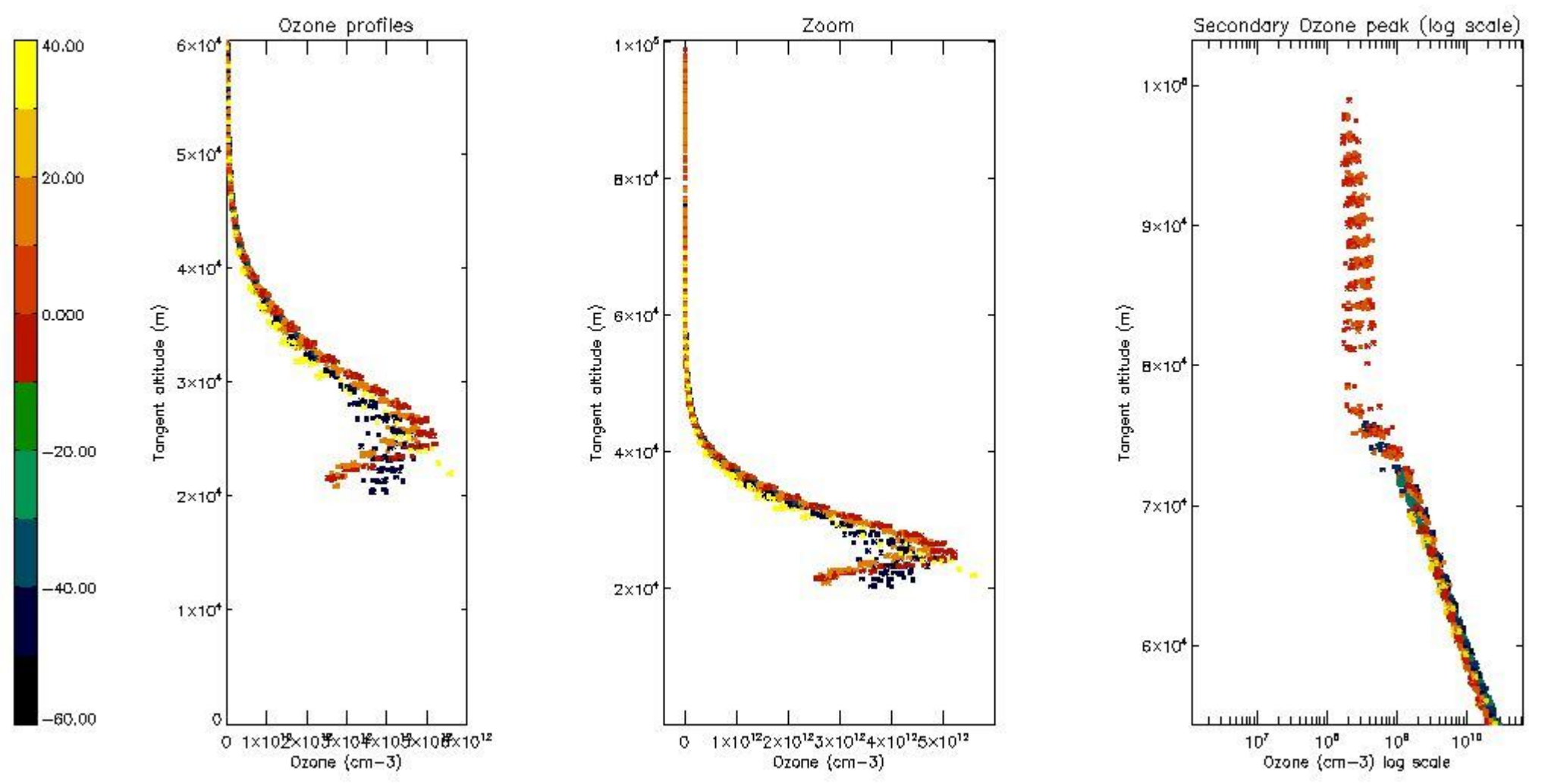
5.4 Plot ozone profiles where $STD < 10\%$ (dark without errors)

The colorbar represents the latitude.



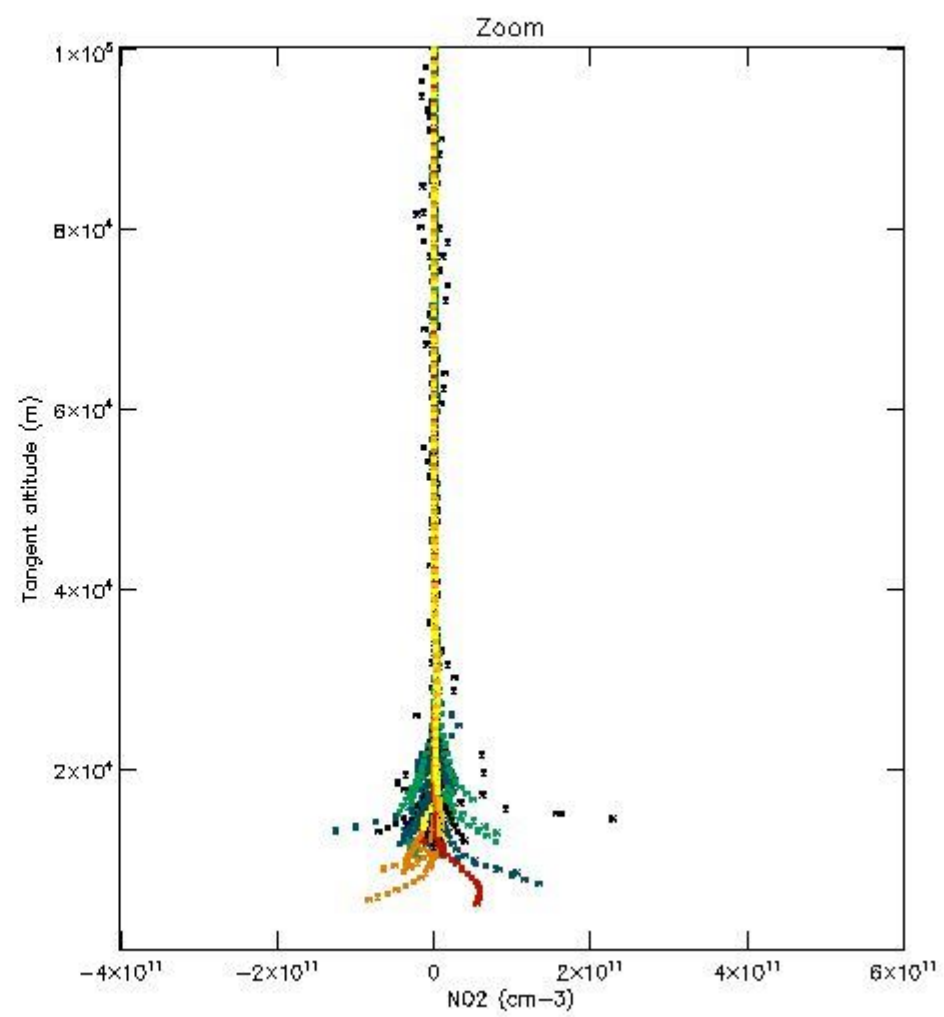
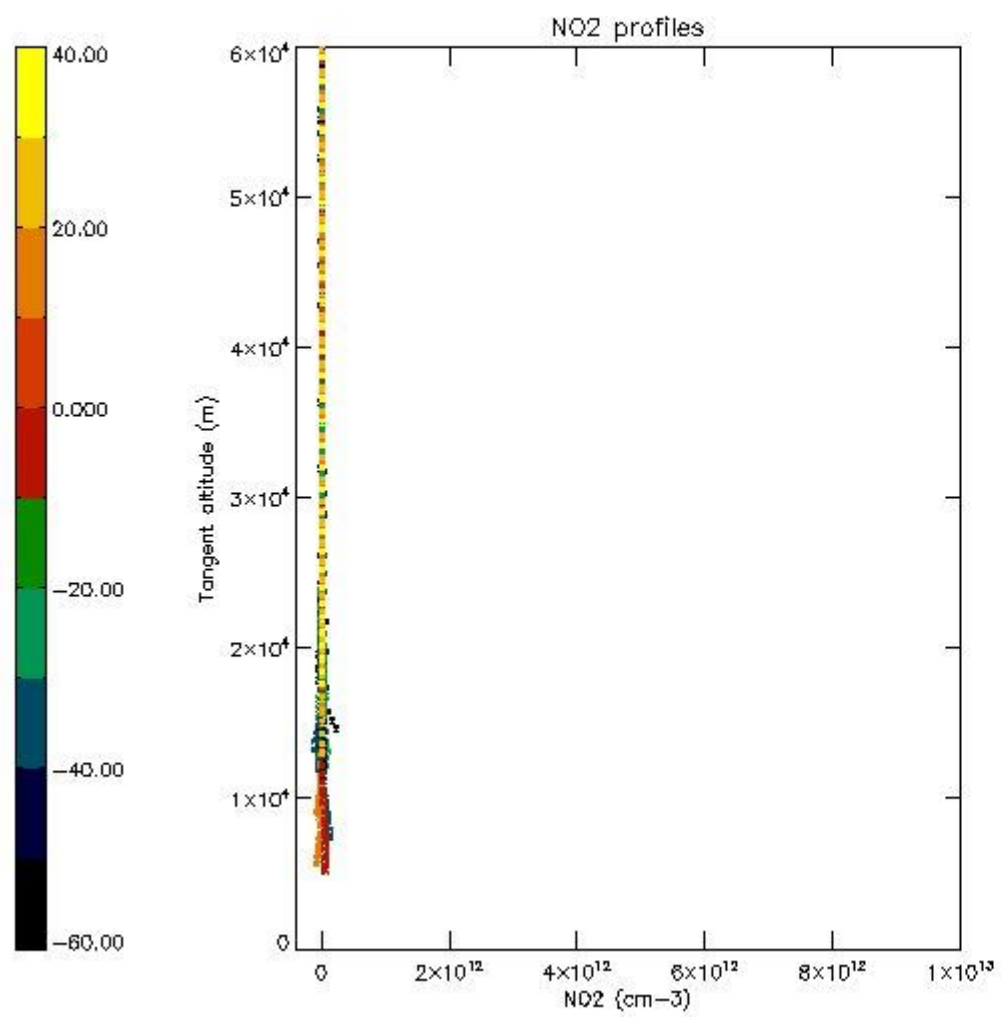
5.5 Plot ozone profiles where STD < 5% (dark without errors)

The colorbar represents the latitude.



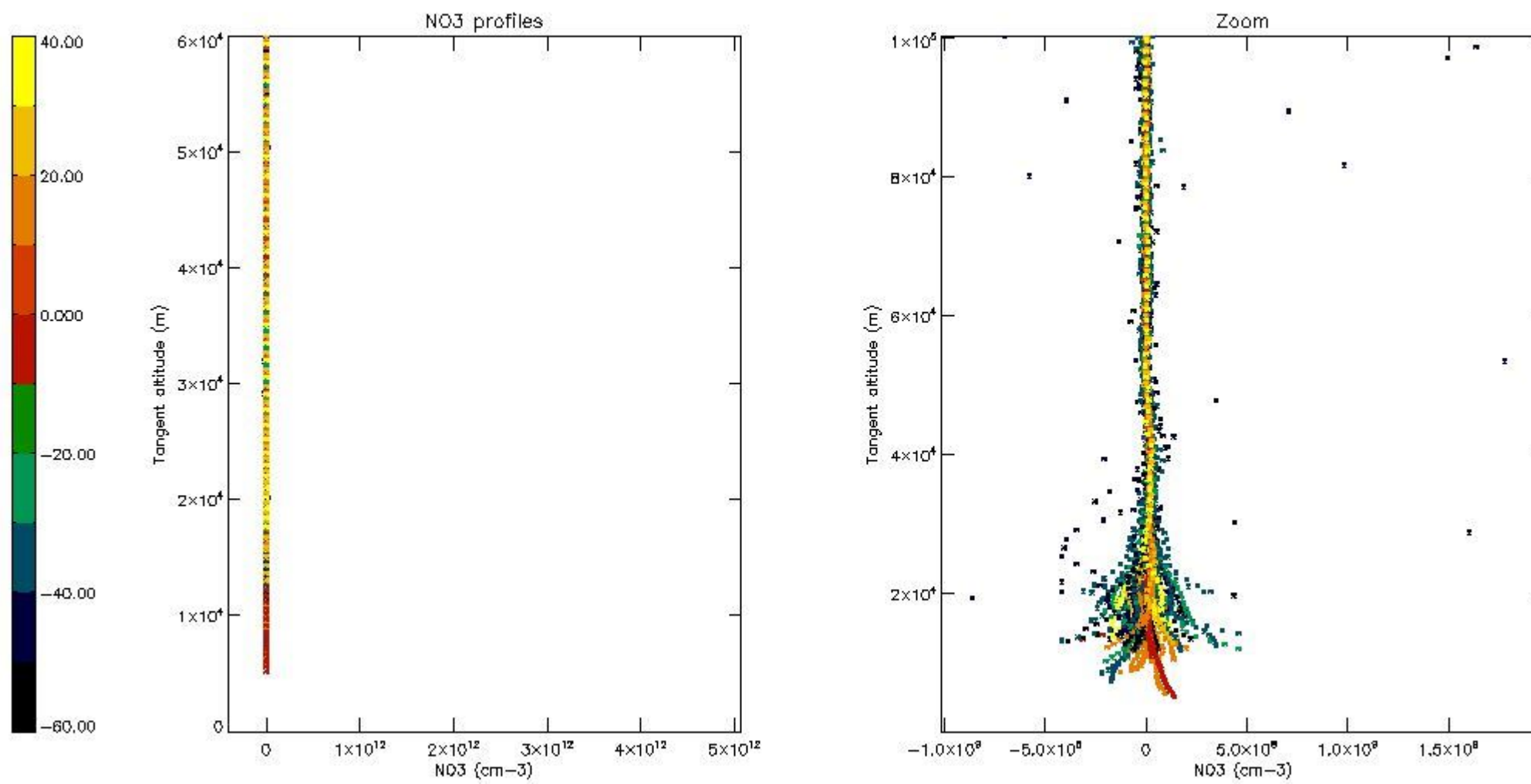
5.6 Plot NO₂ profiles for all STD (dark without errors)

The colorbar represents the latitude.



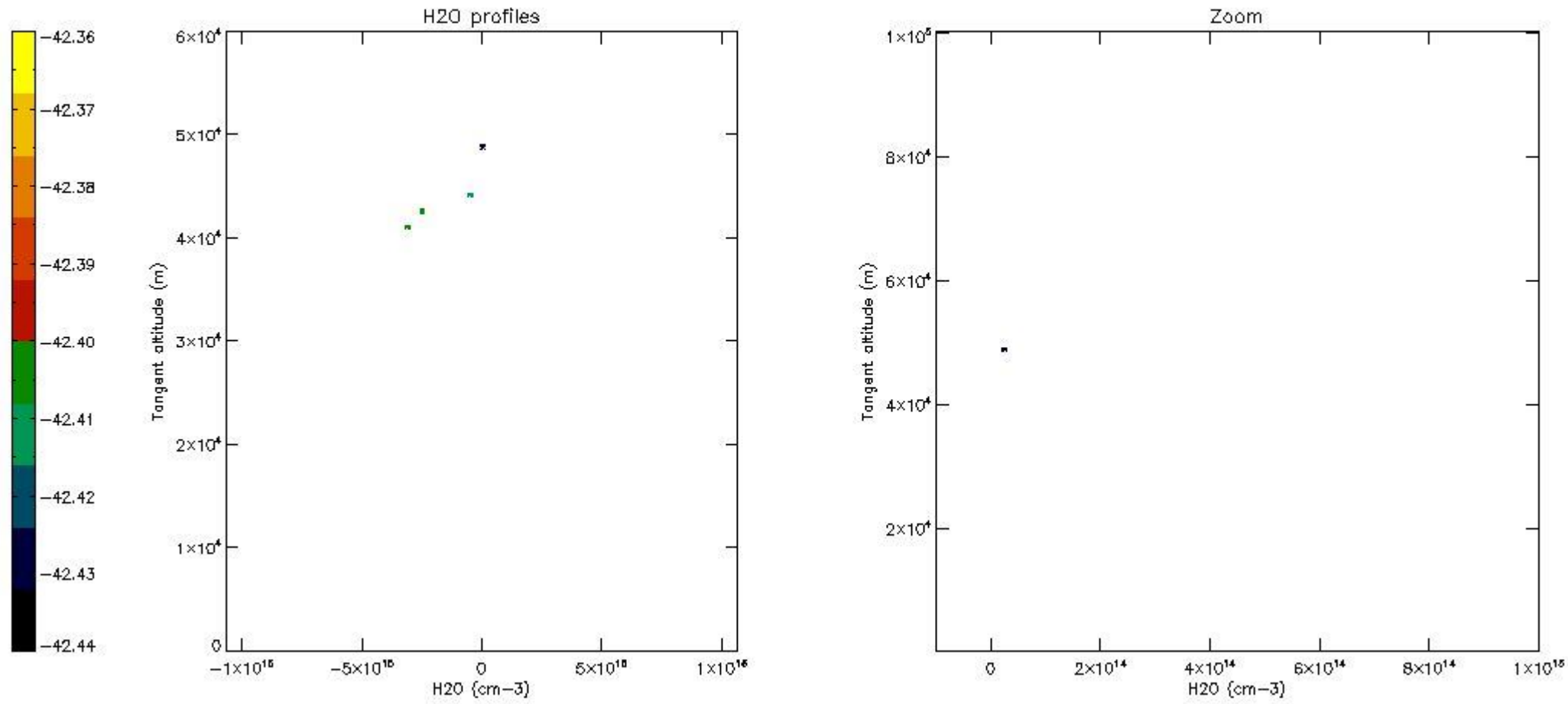
5.7 Plot NO3 profiles for all STD (dark without errors)

The colorbar represents the latitude.



5.8 Plot H2O profiles for all STD (only for occultations of stars 1,2,3,4,13,14,16,26,63 dark without errors)

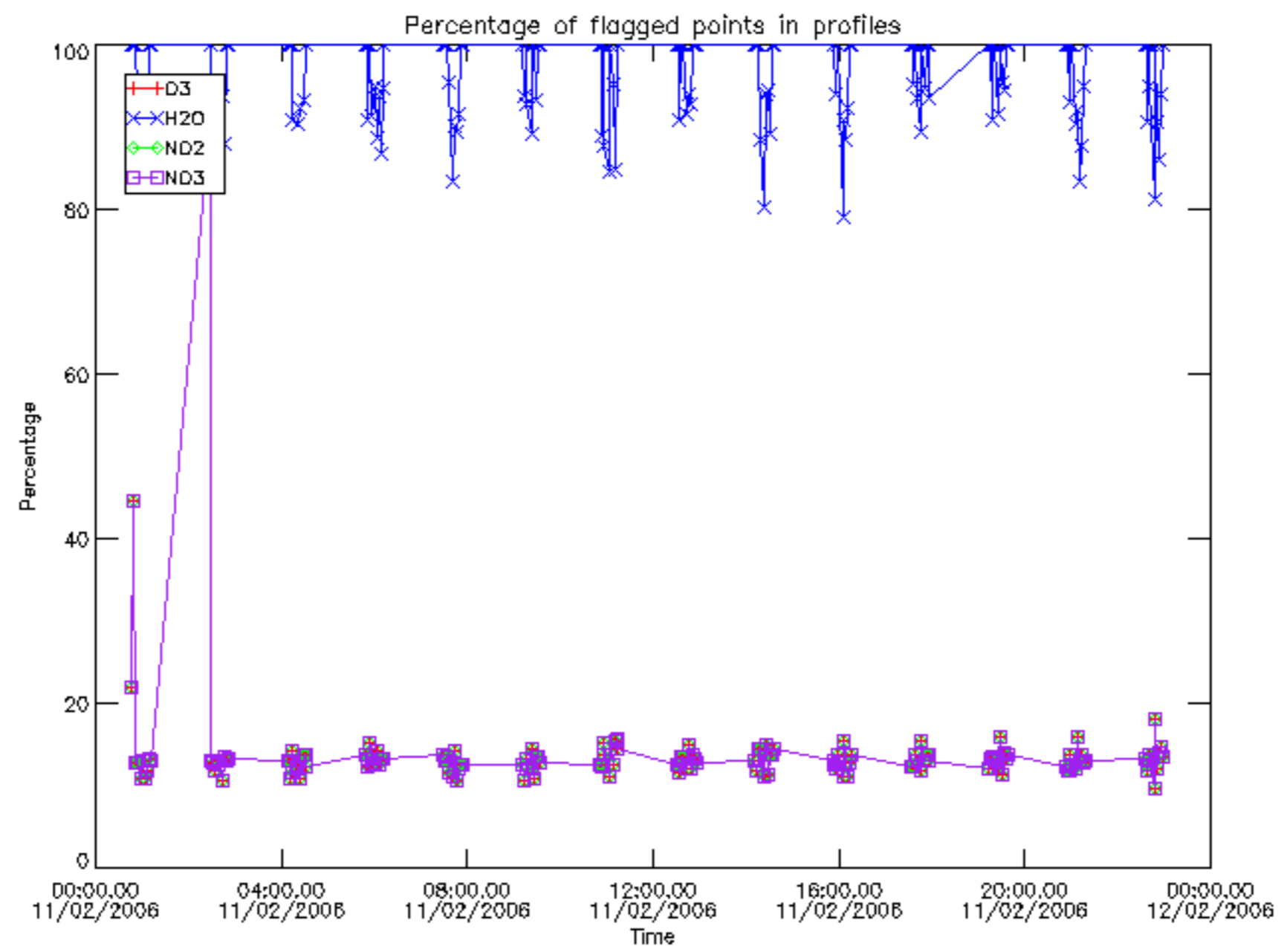
The colorbar represents the latitude.



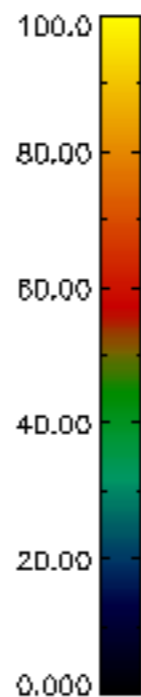
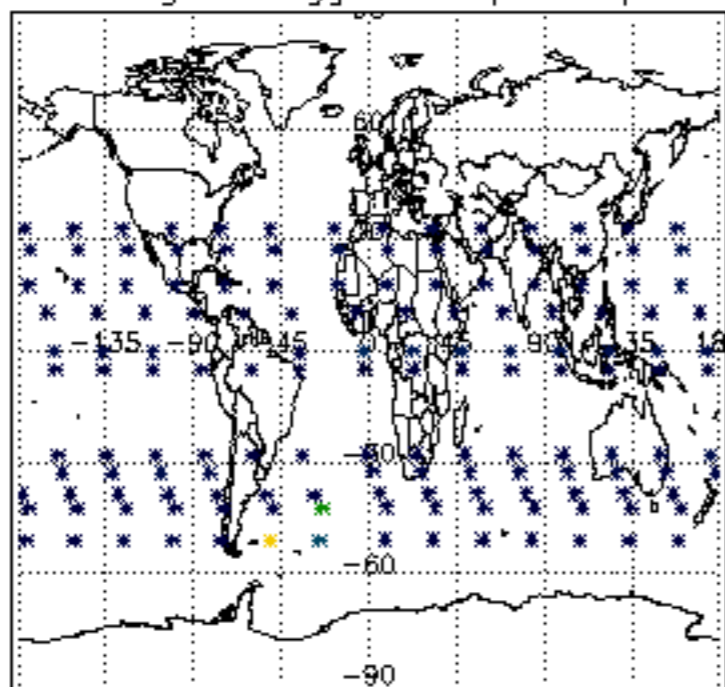
6. Auxiliary Data Files used for the production reported in section 2

The number reported in the third column indicates since which file (see list in section 2) the corresponding auxiliary file has been used. The fourth column is the date of those product files.

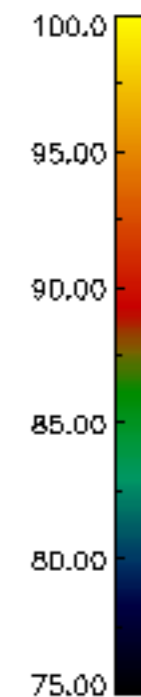
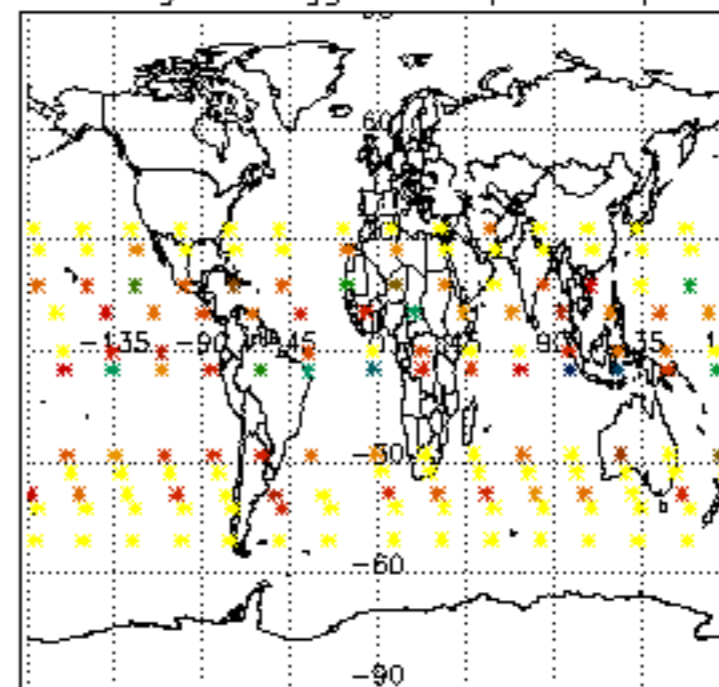
Type	Auxiliary Filename	Used since product	Used since product date
INST_PHYS_CHARACTERISTICS	GOM_INS_AXVIEC20091111_143220_20030716_120000_20500101_000000	1	11-FEB-2006 00:11:24
LEVEL-2_PROC_CONFIG	GOM_PR2_AXVIEC20091111_152718_20020301_000000_20500101_000000	1	11-FEB-2006 00:11:24
CROSS_SECTIONS_FILE	GOM_CRS_AXVIEC20091111_154832_20020301_000000_20500101_000000	1	11-FEB-2006 00:11:24



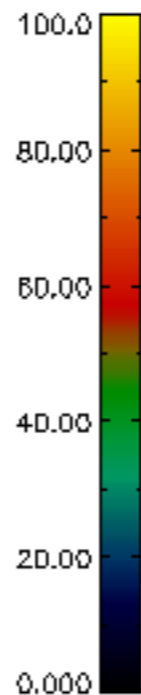
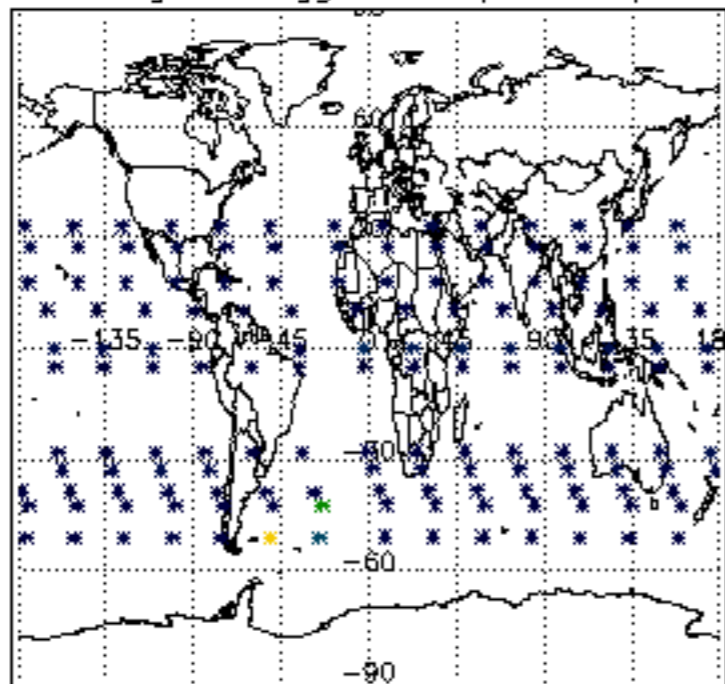
Percentage of flagged data per D3 profile



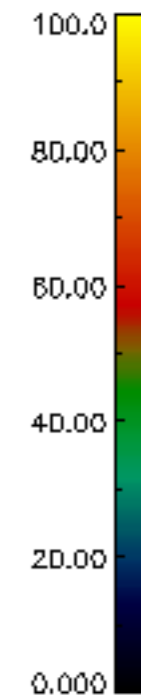
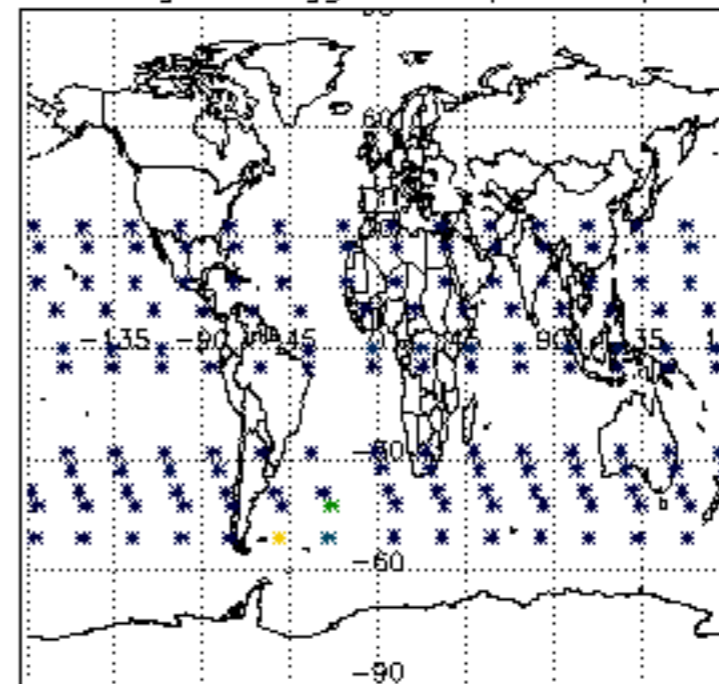
Percentage of flagged data per H2O profile

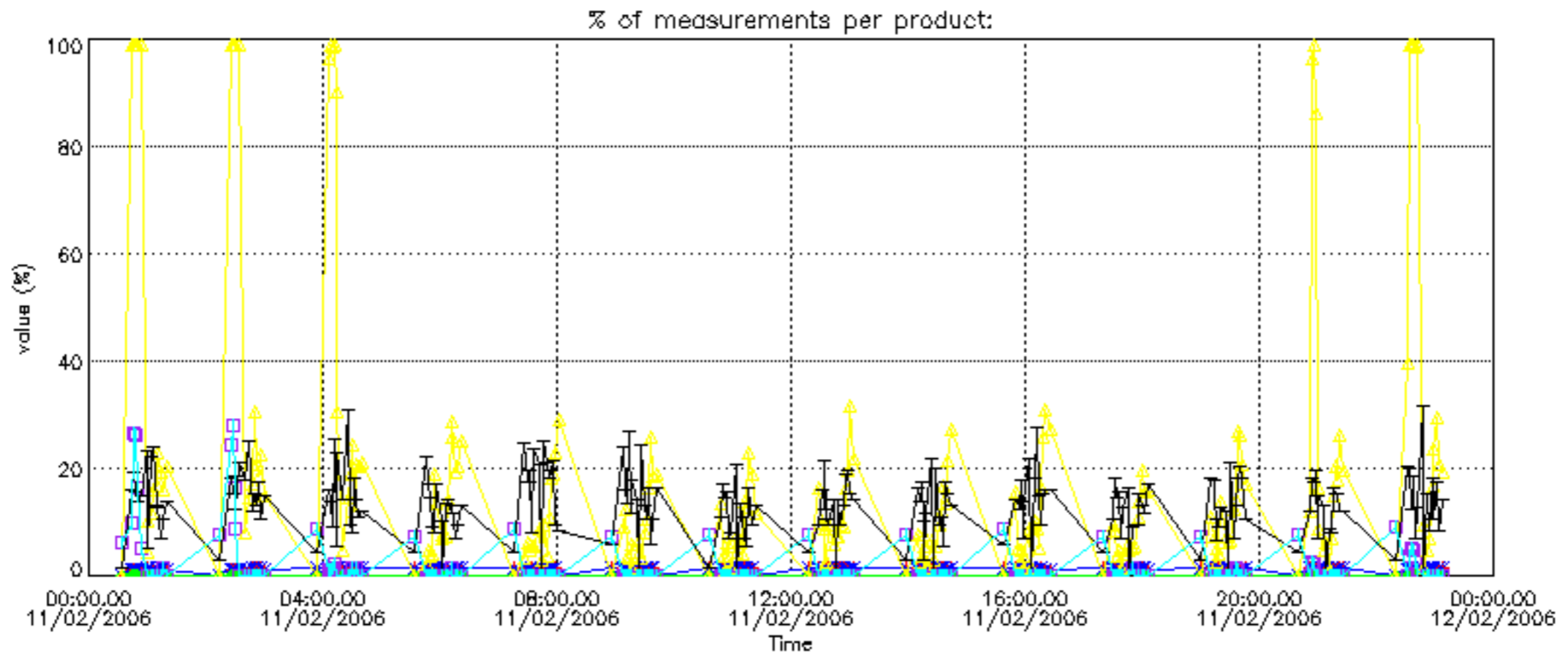


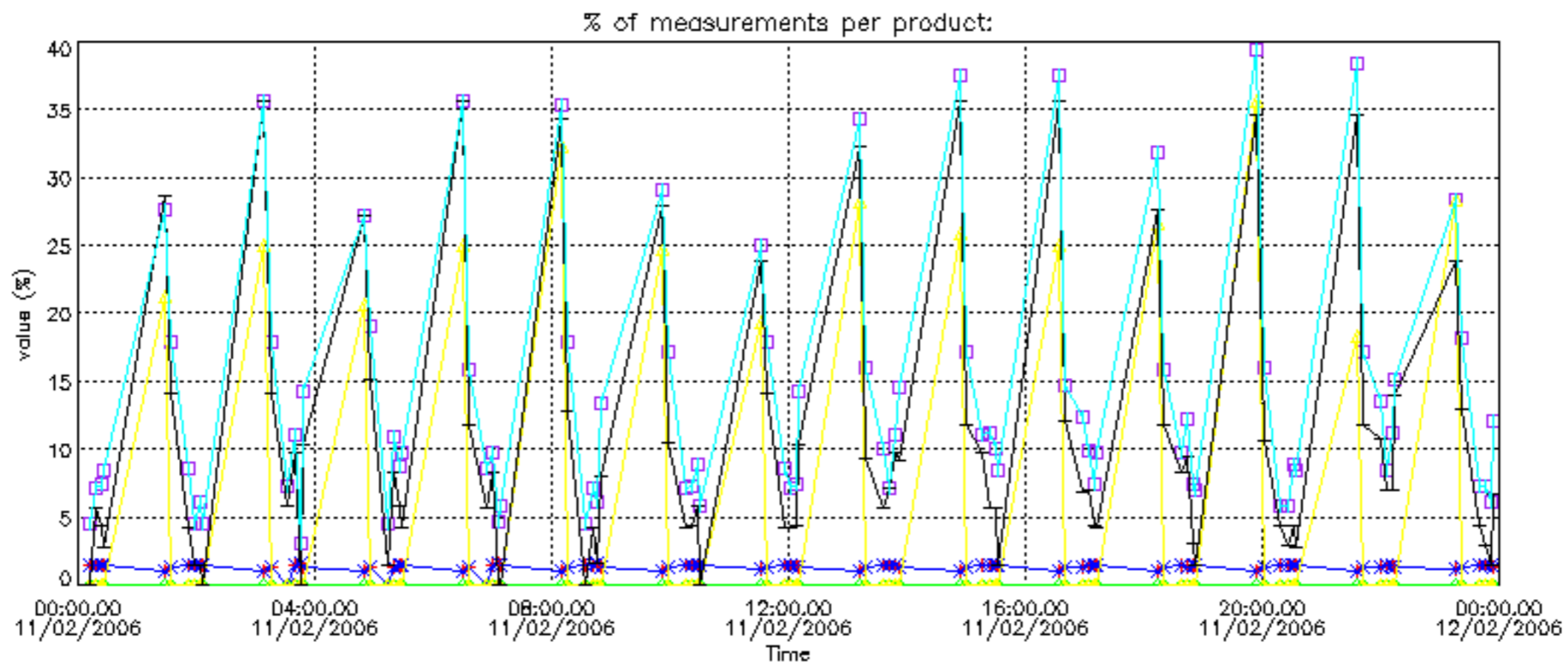
Percentage of flagged data per NO2 profile



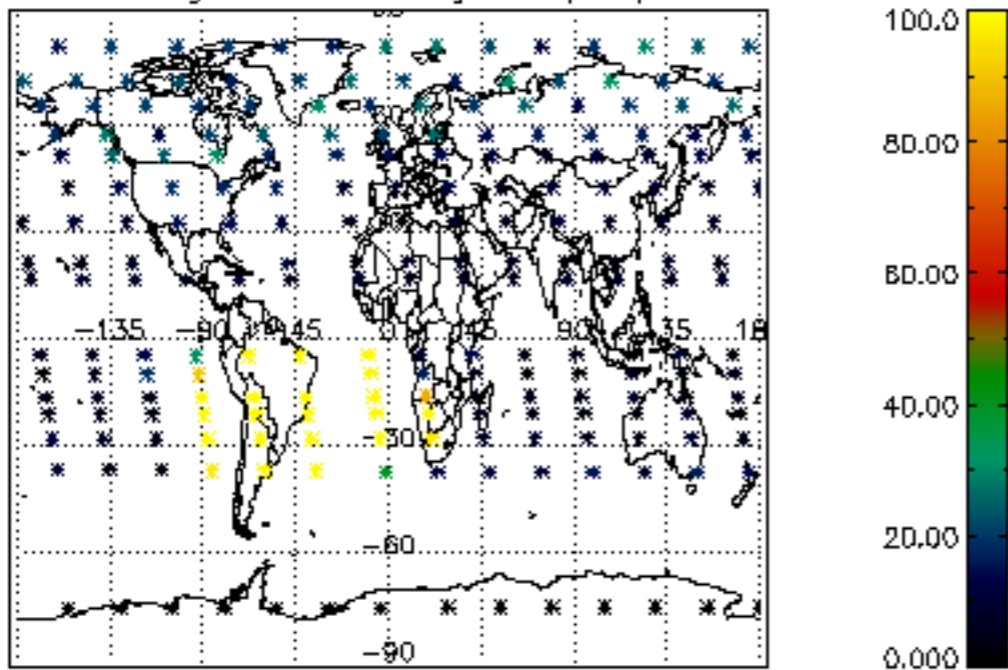
Percentage of flagged data per NO3 profile



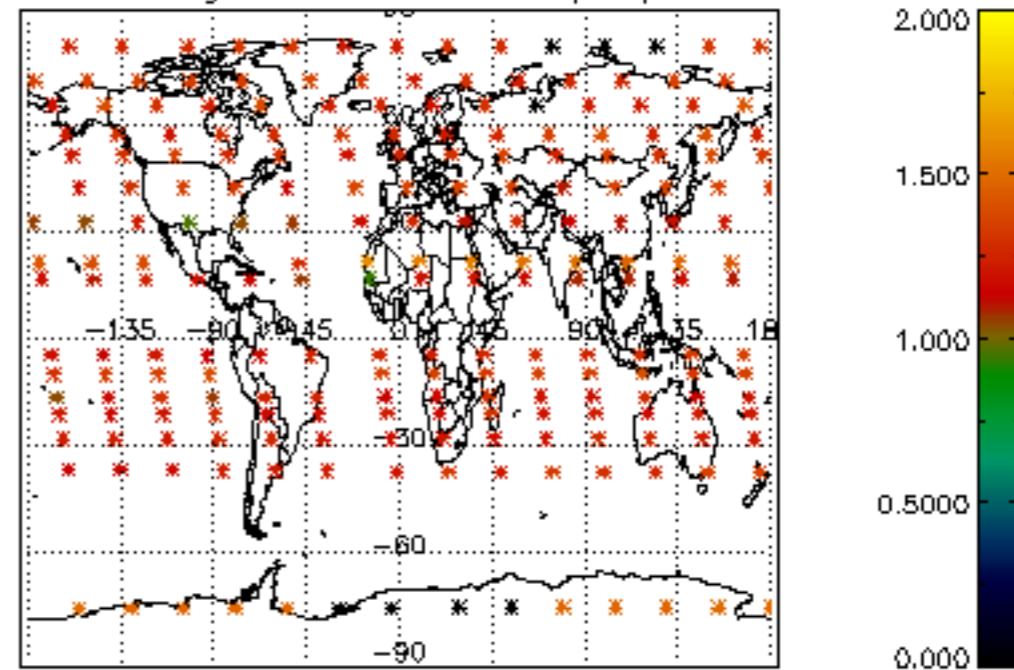




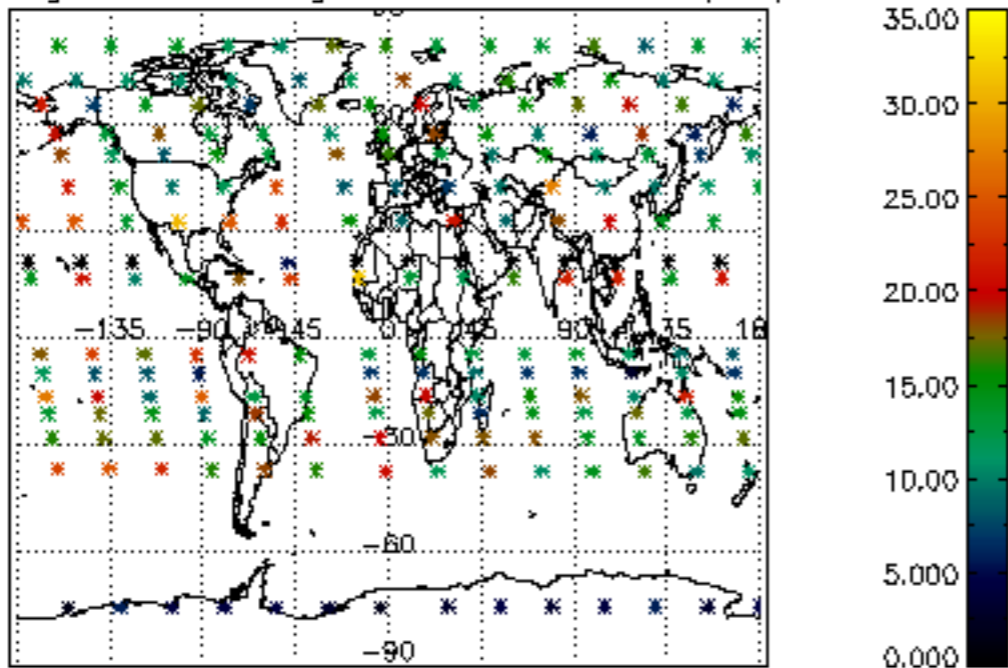
Percentage of cosmic ray hits per profile



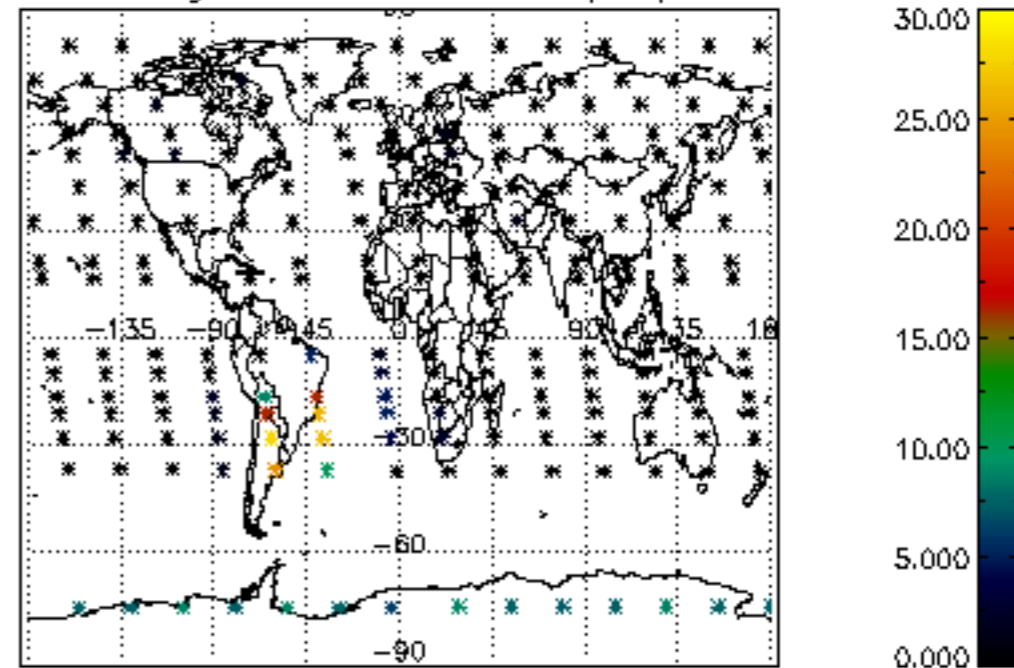
Percentage of datation errors per profile



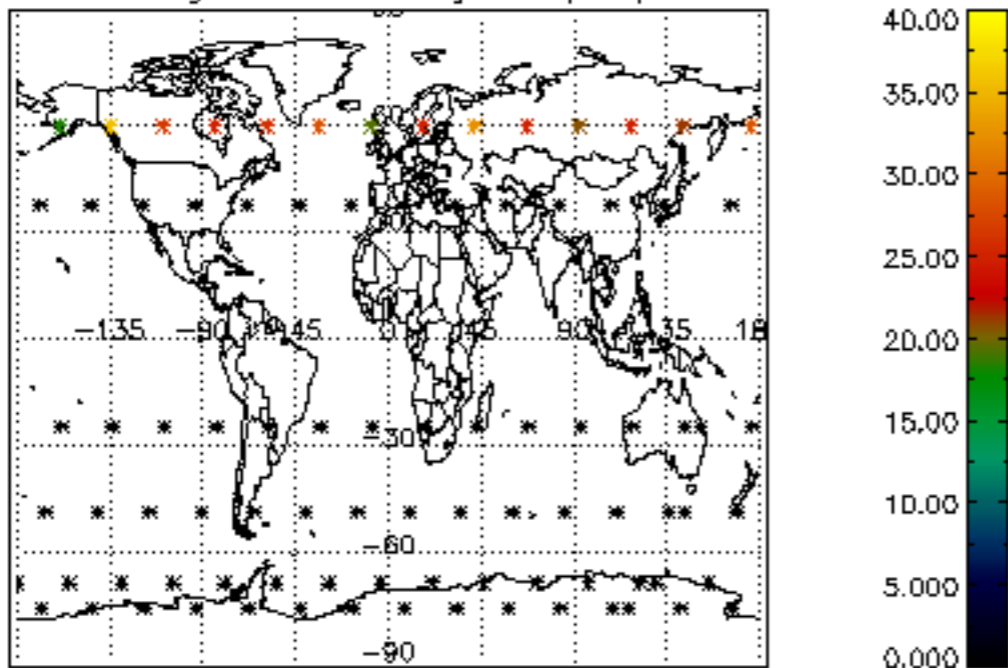
Percentage of star falling outside central band per profile



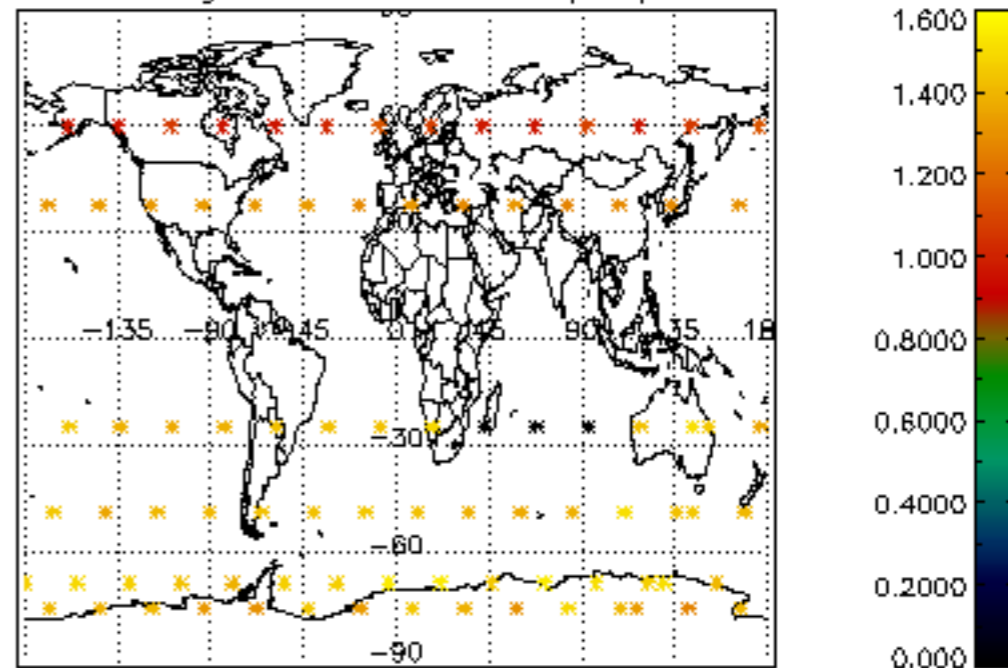
Percentage of saturation errors per profile



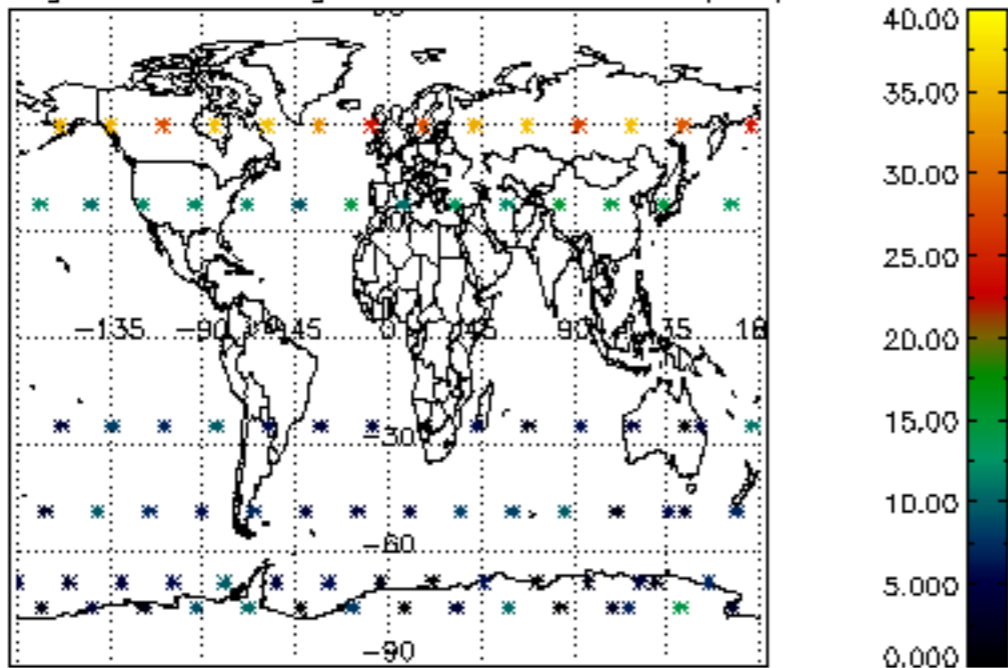
Percentage of cosmic ray hits per profile



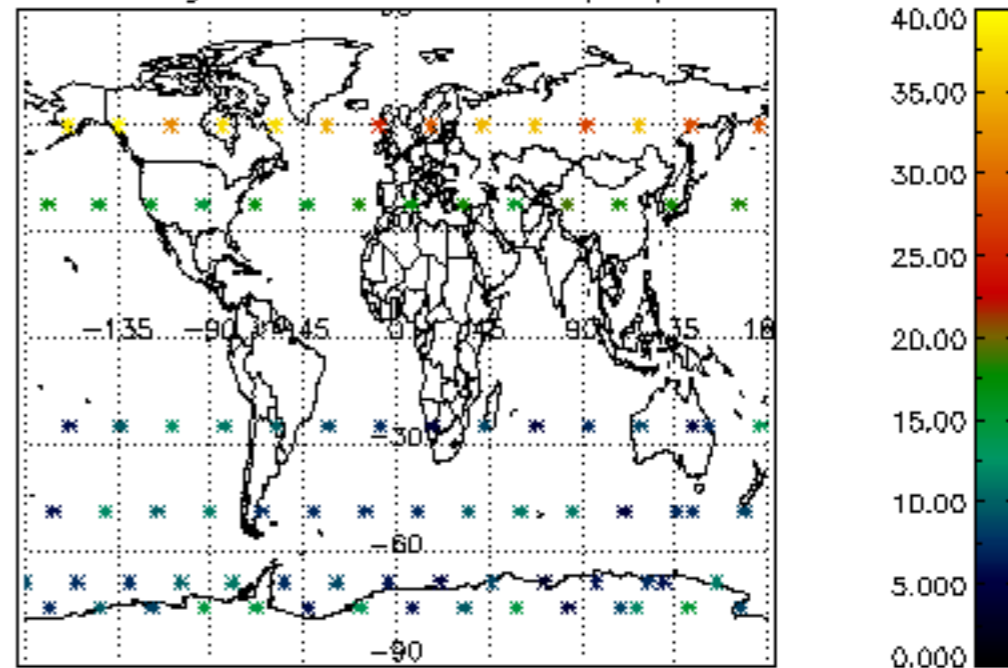
Percentage of datation errors per profile

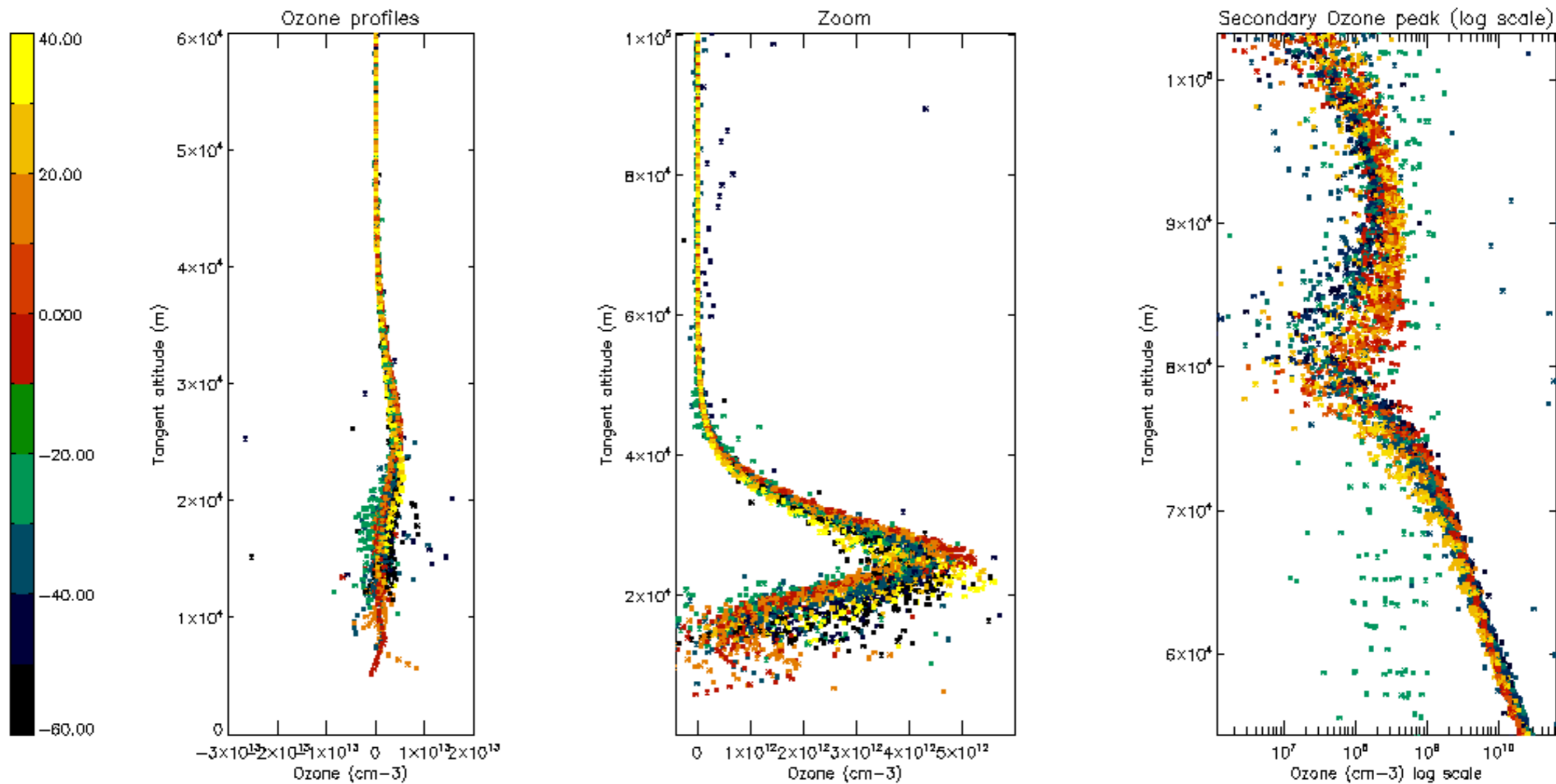


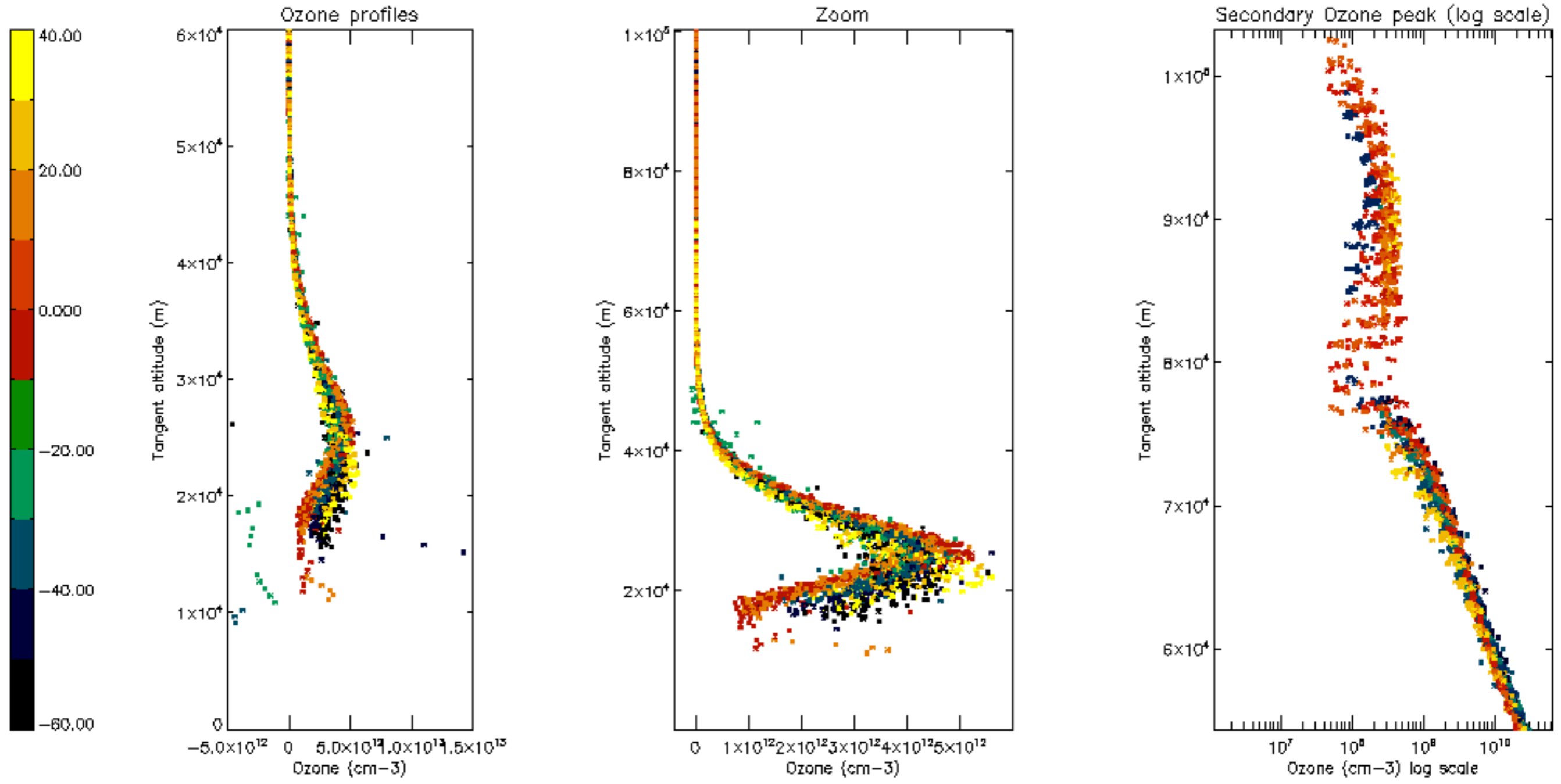
Percentage of star falling outside central band per profile

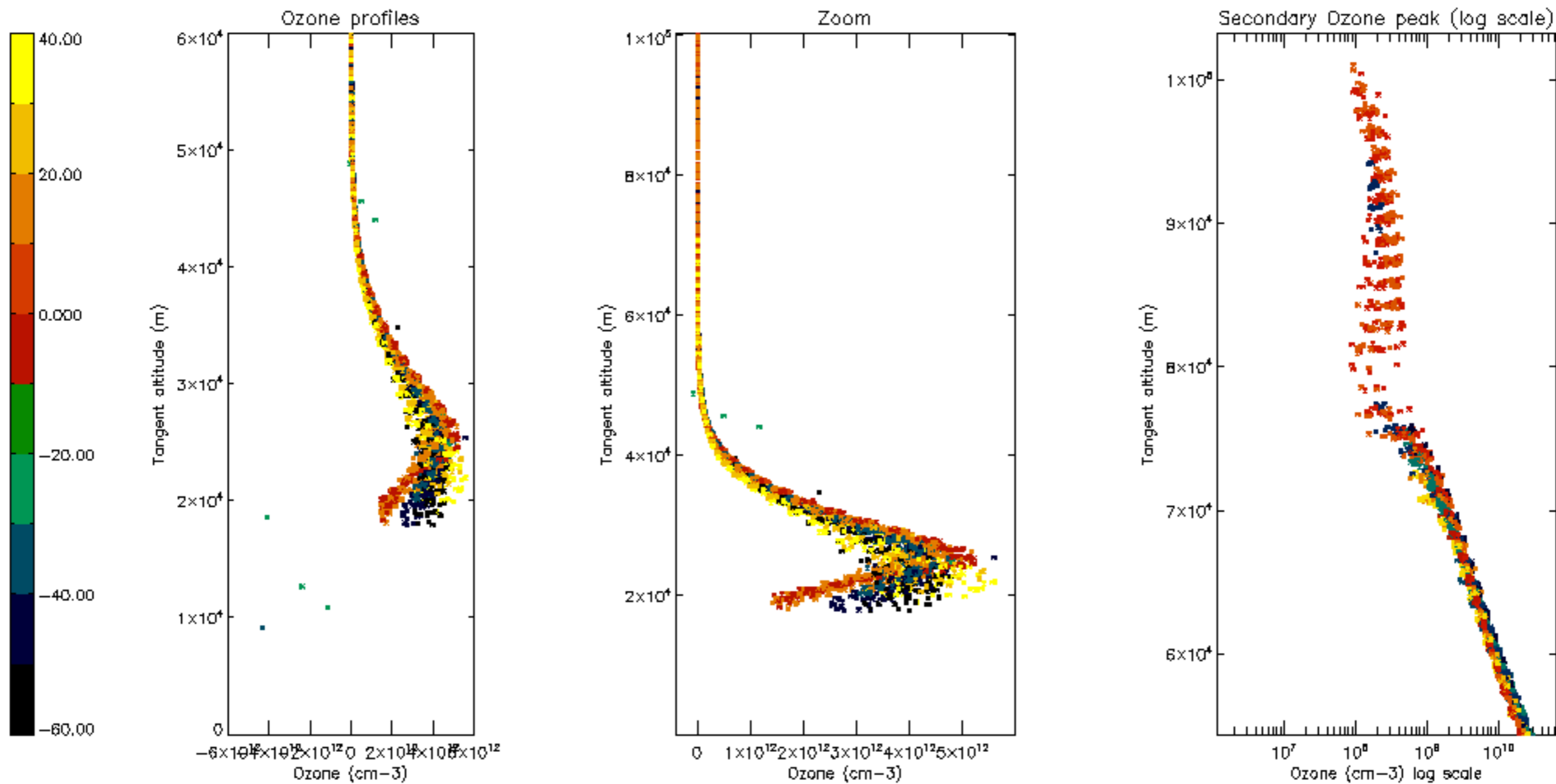


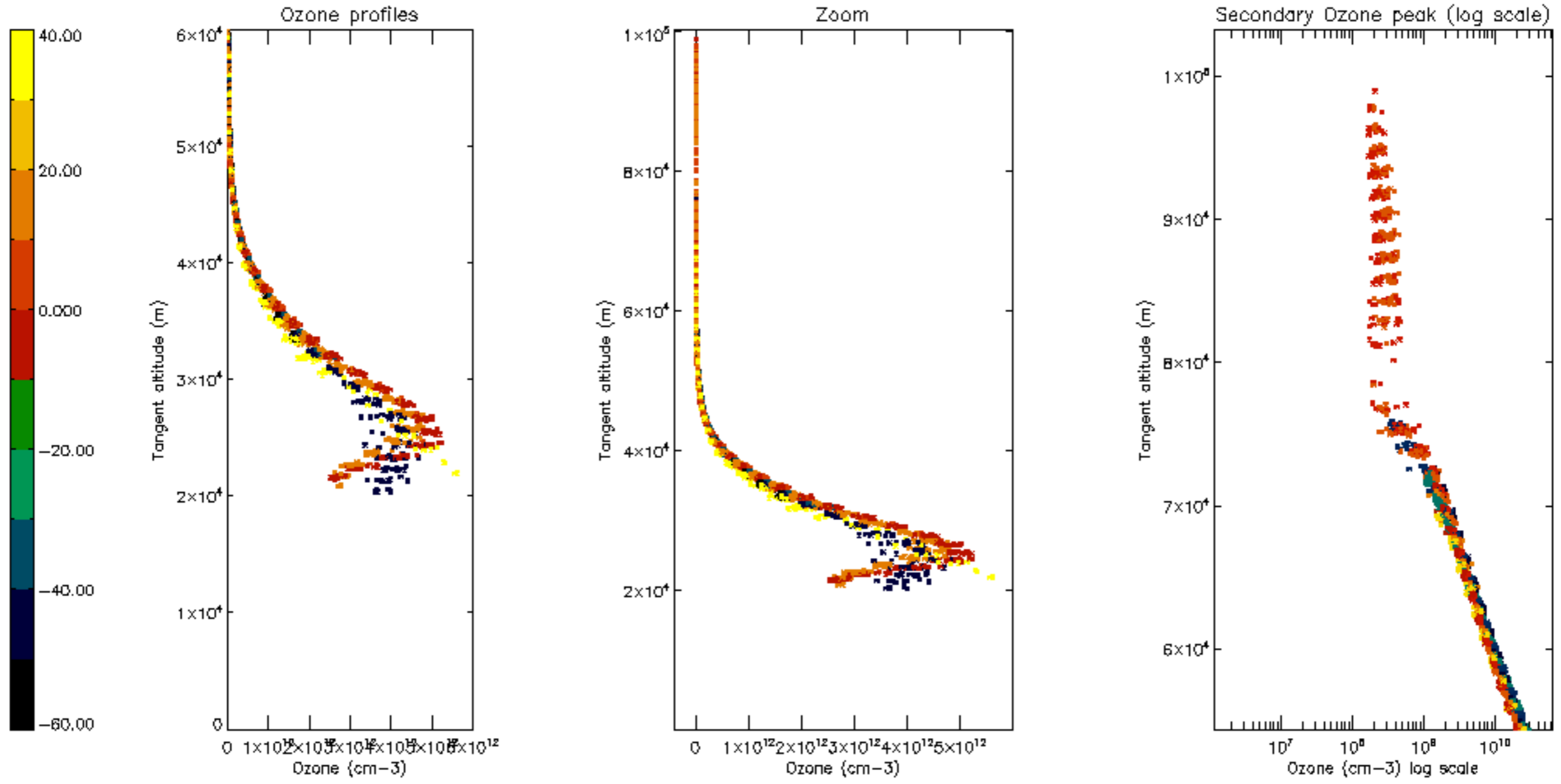
Percentage of saturation errors per profile

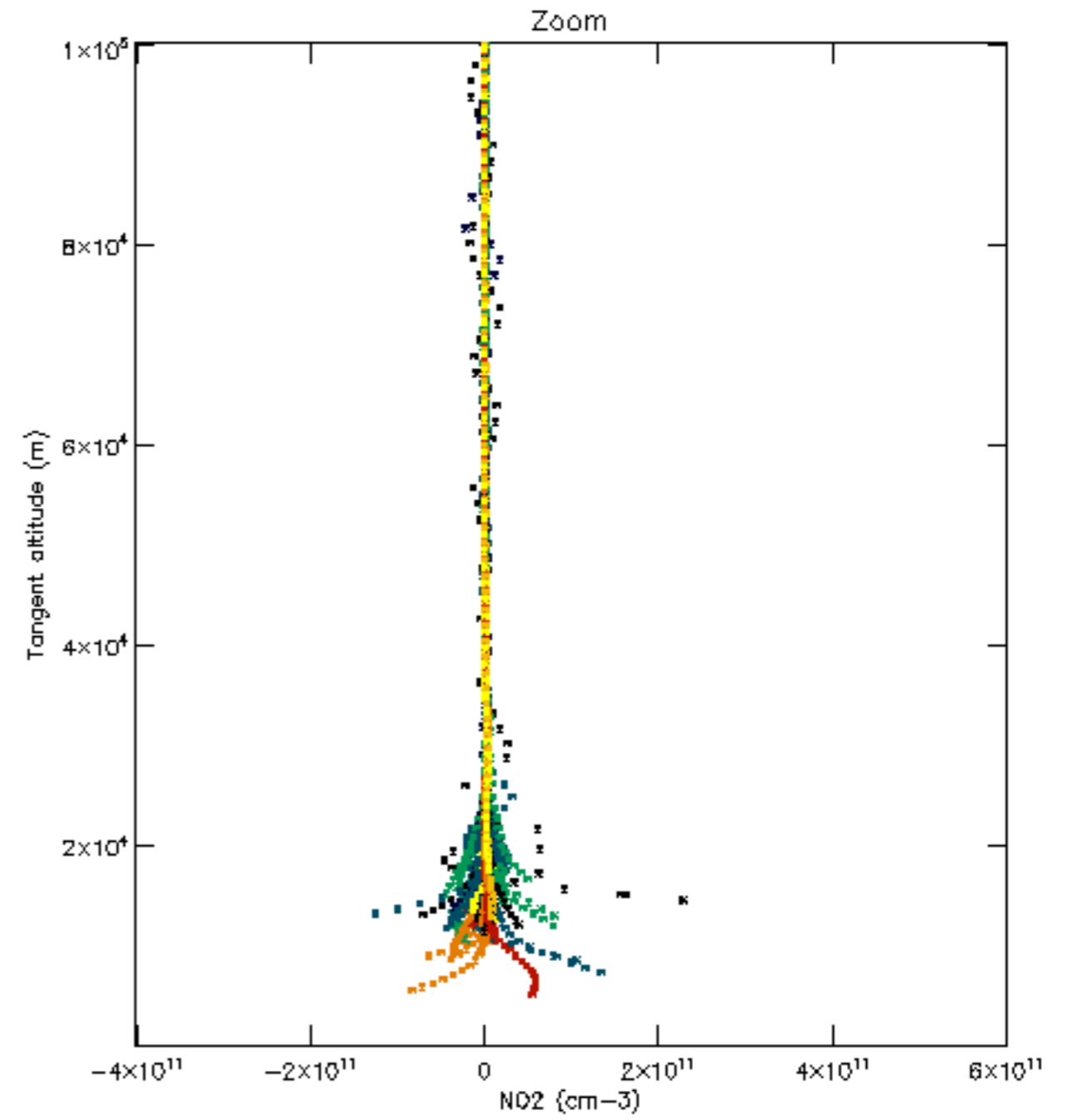
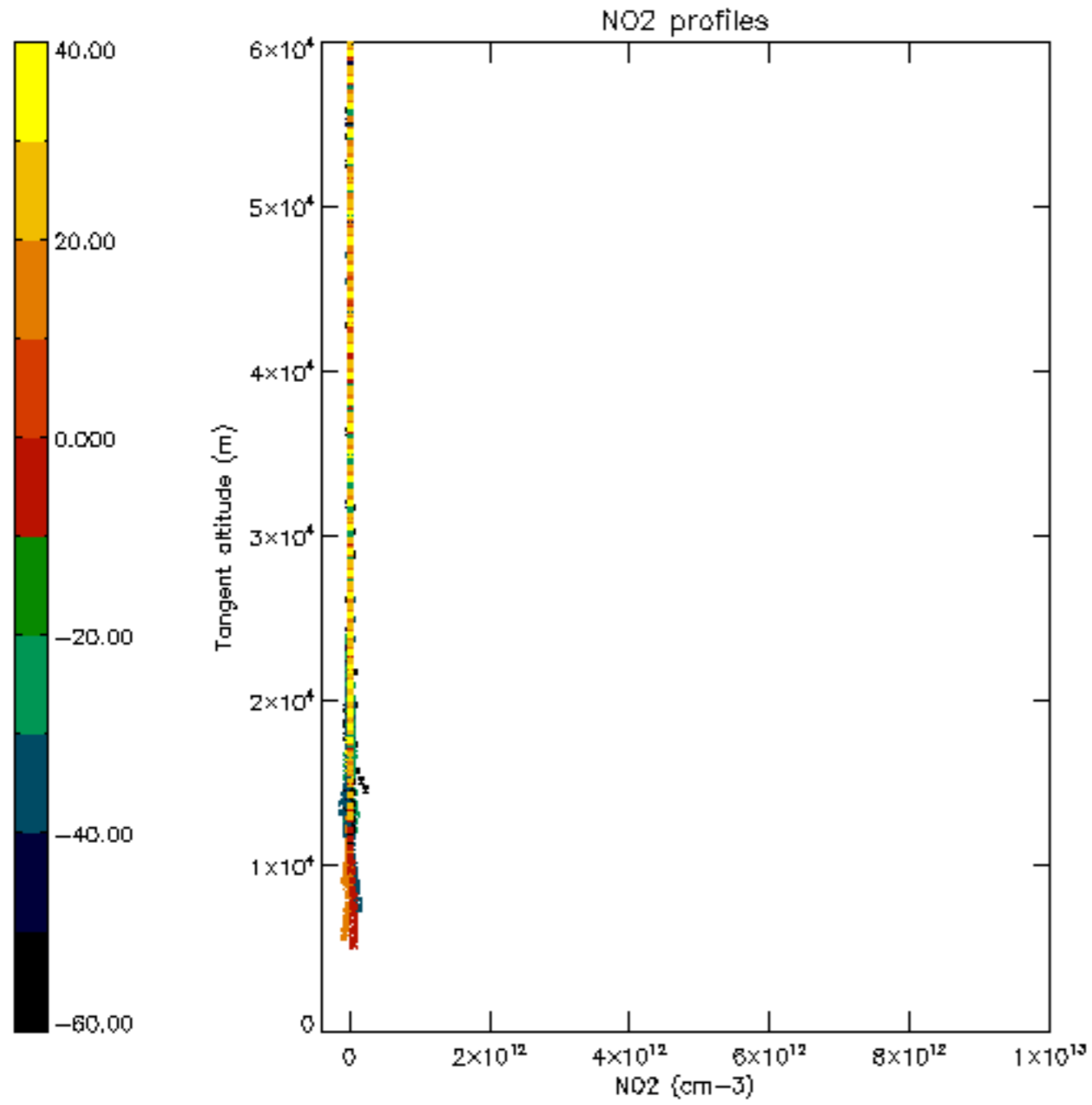


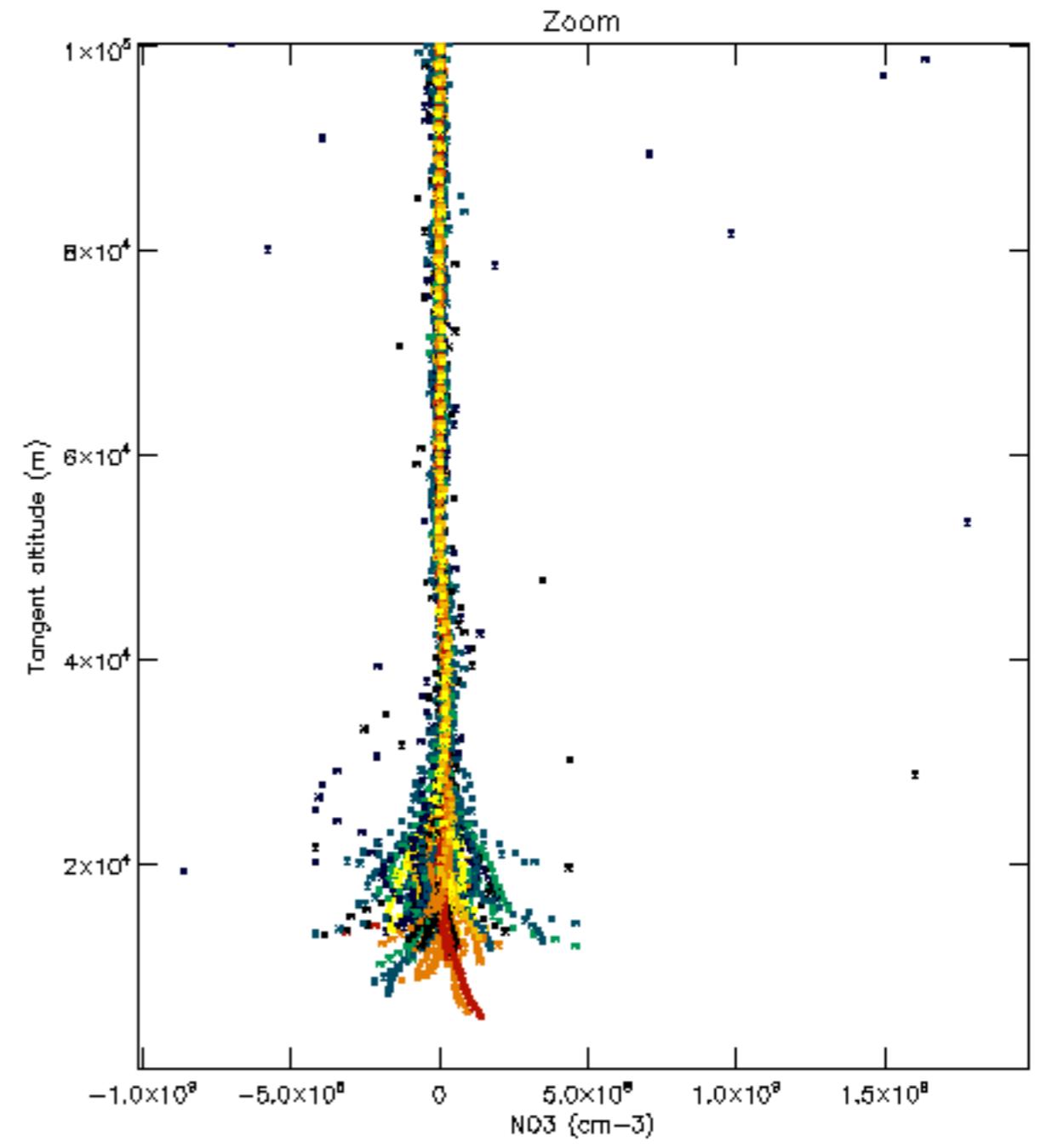
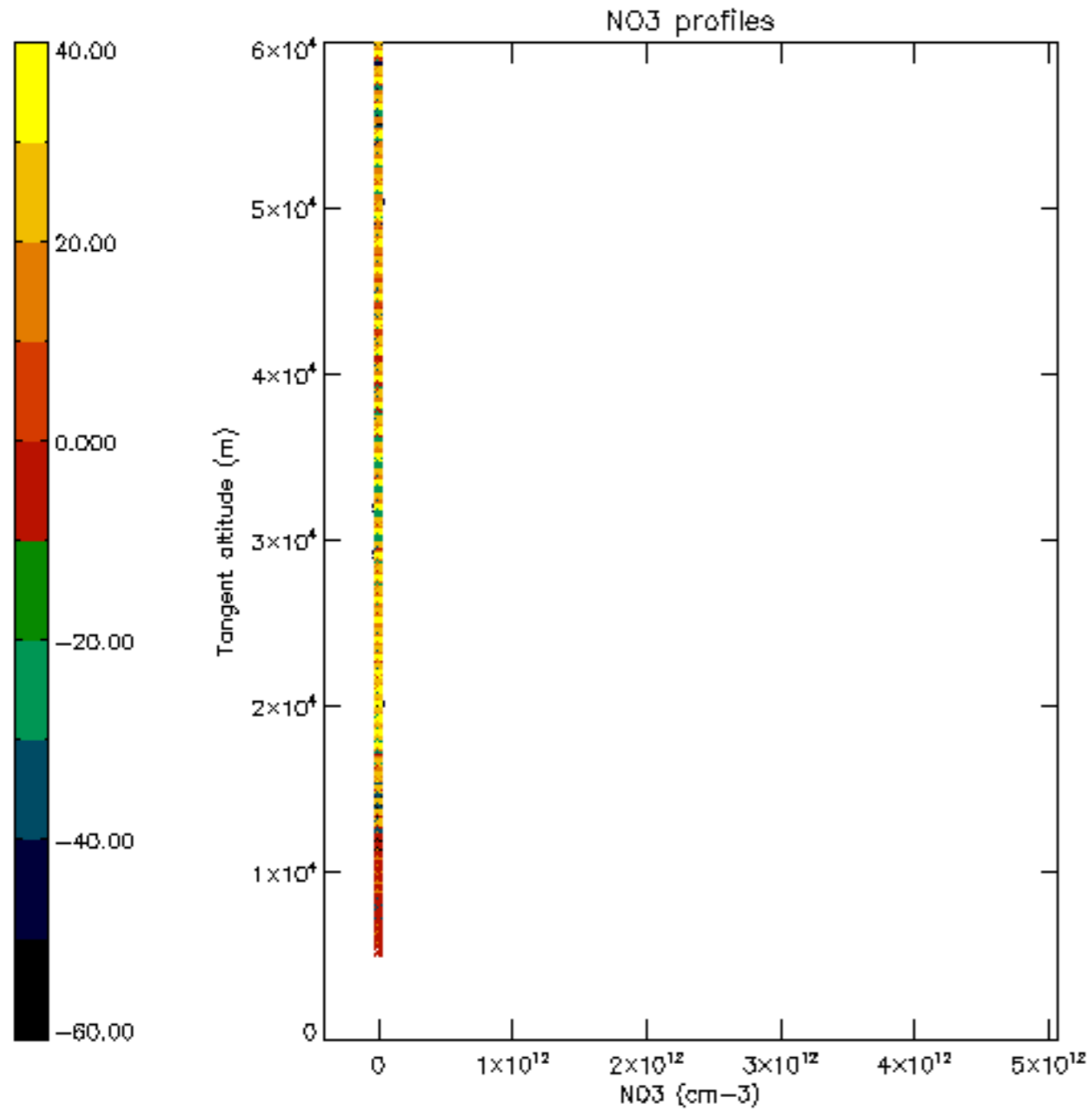


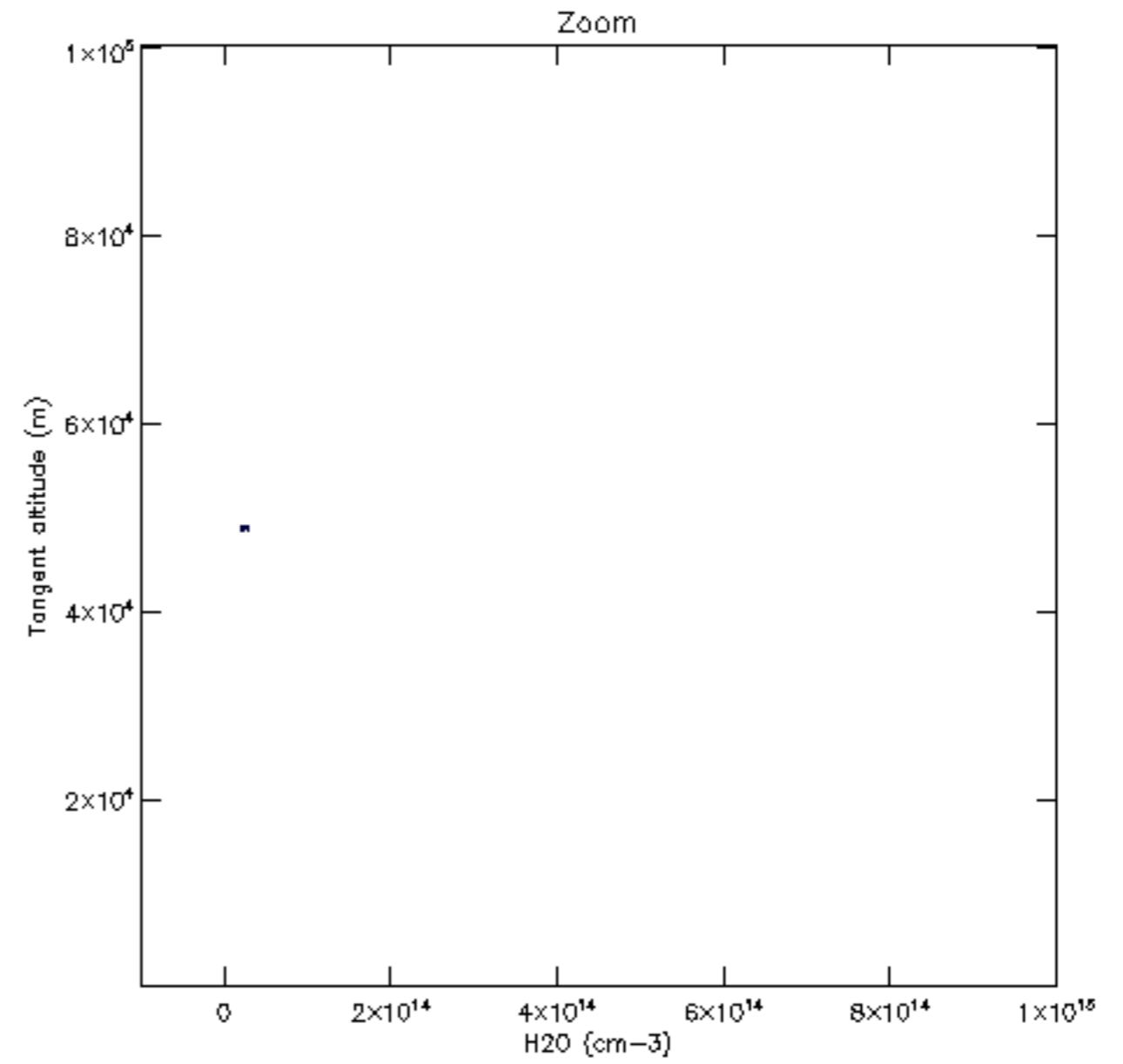
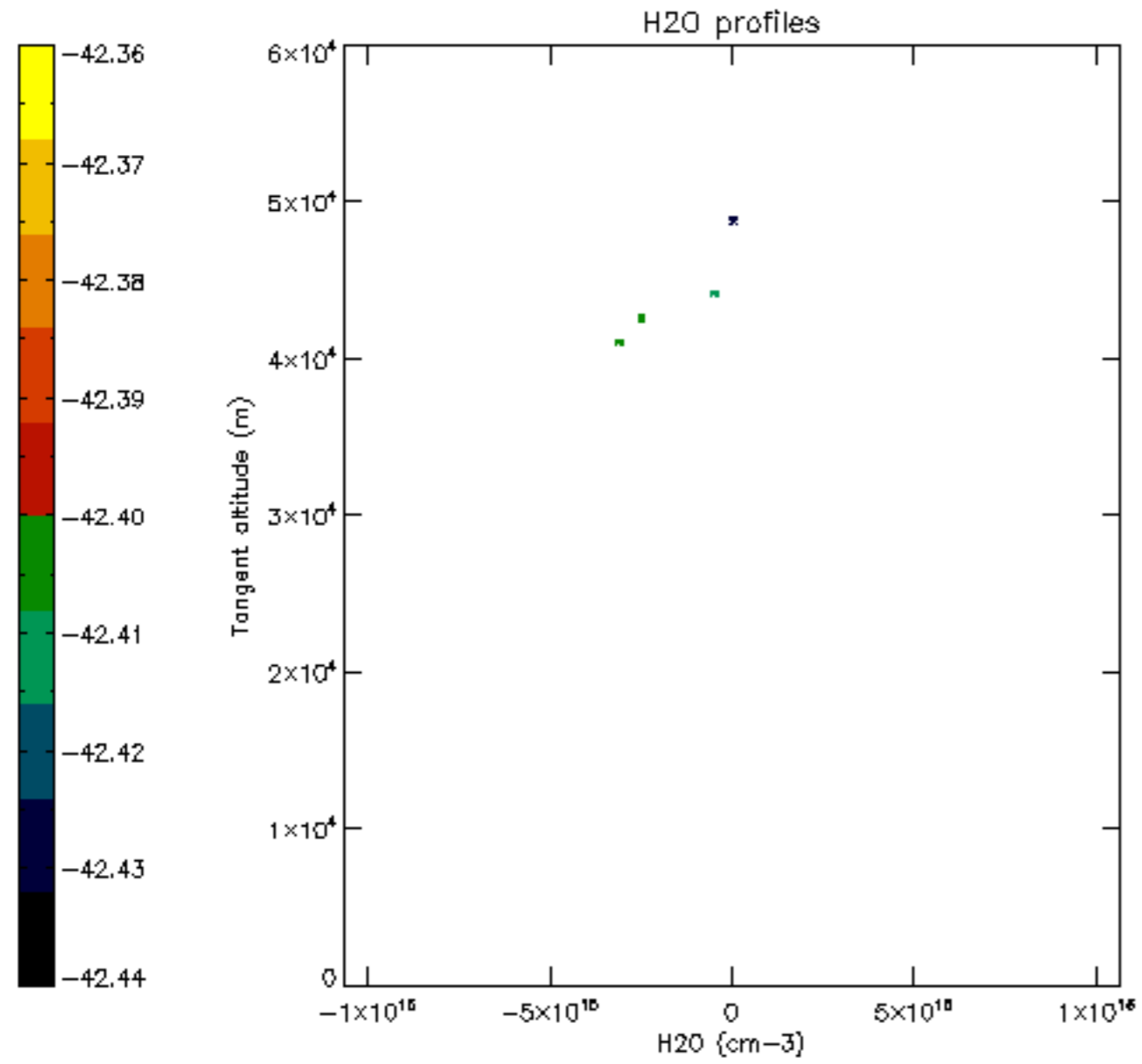


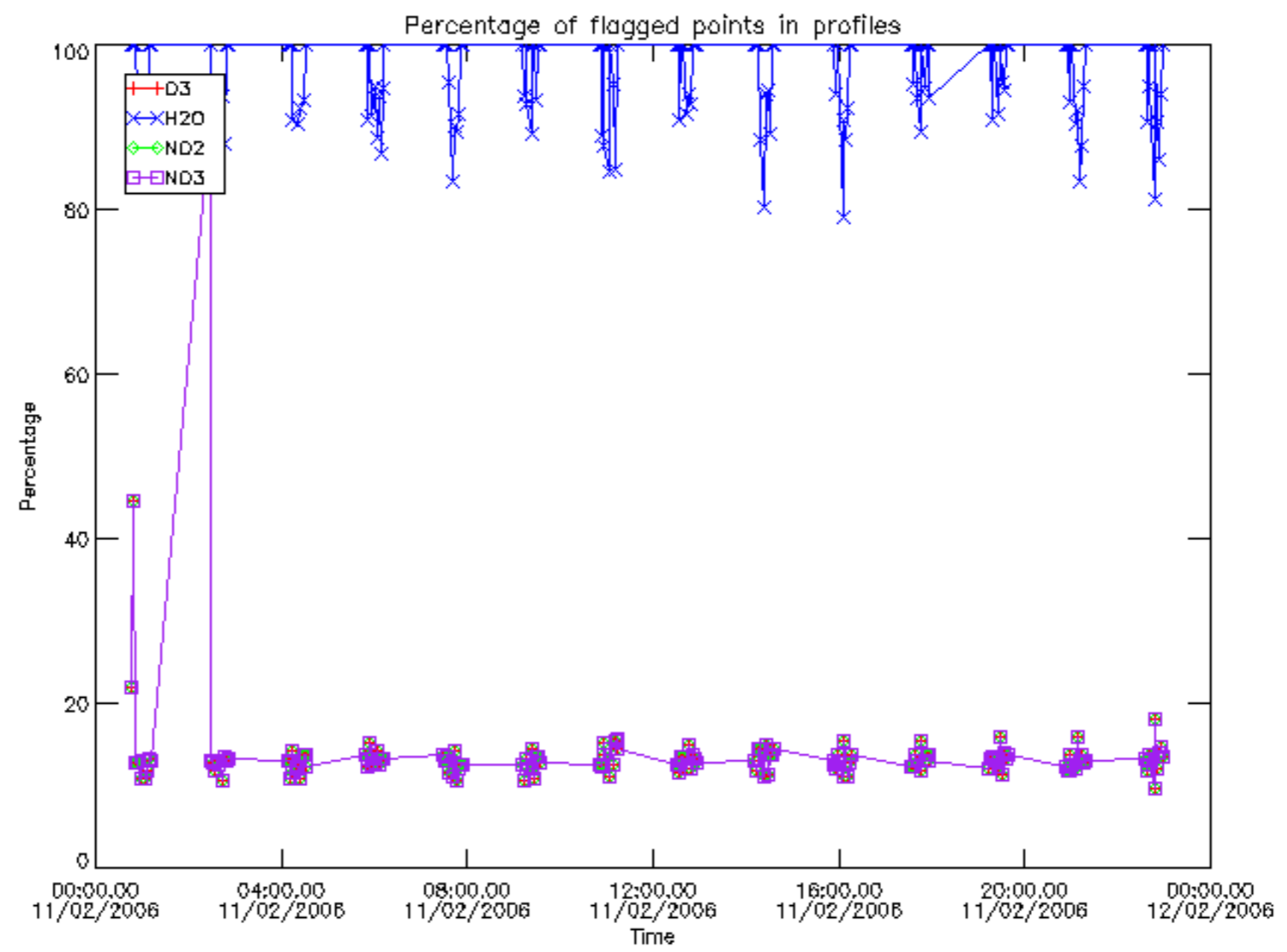




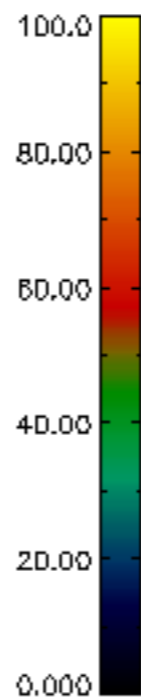
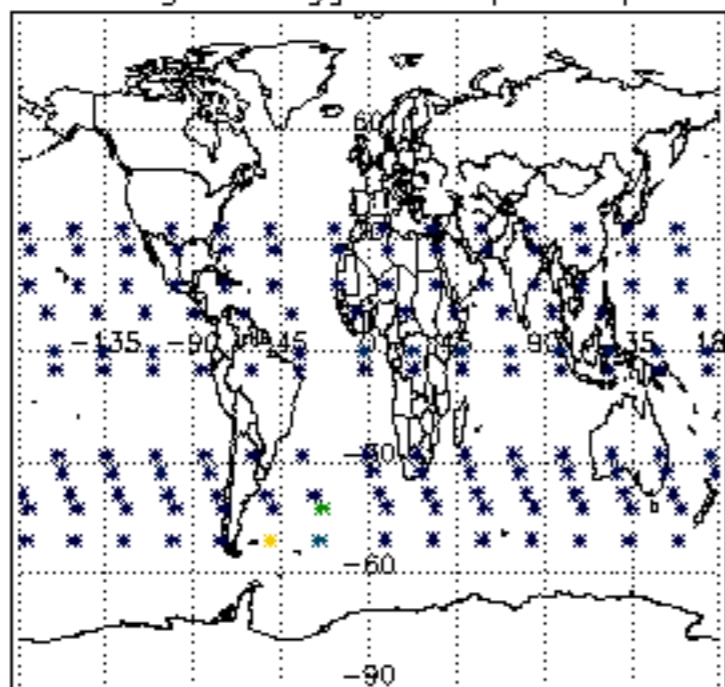




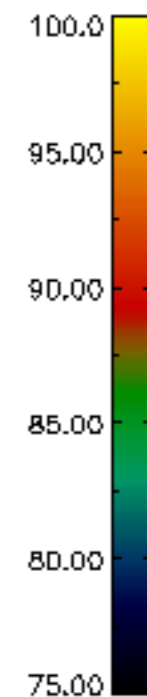
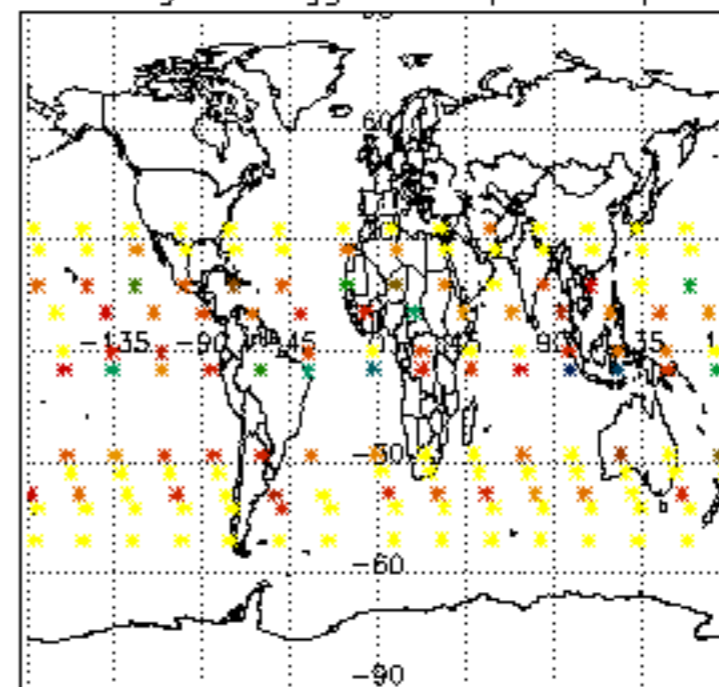




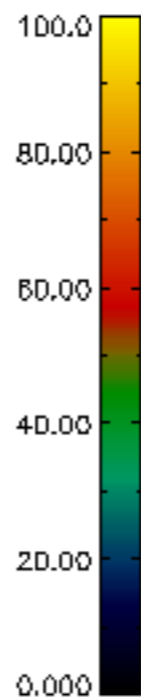
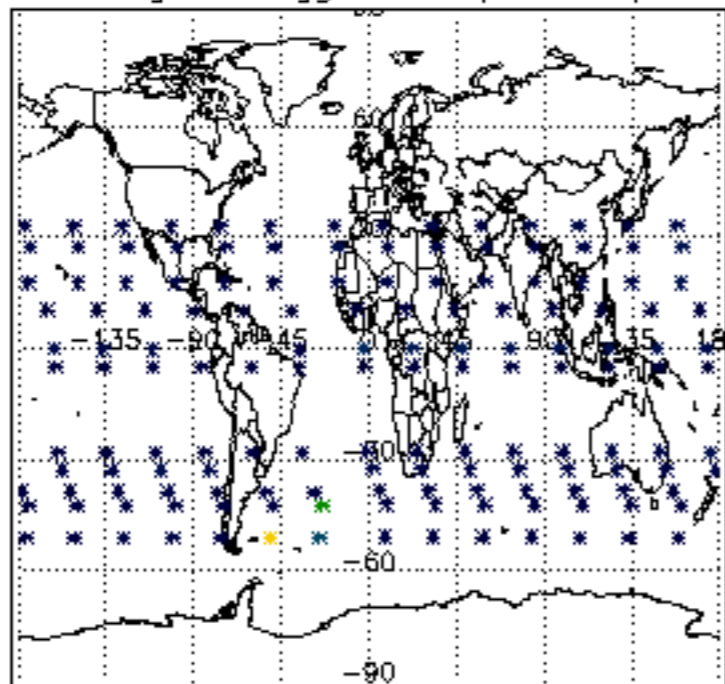
Percentage of flagged data per D3 profile



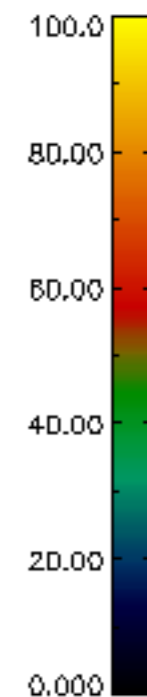
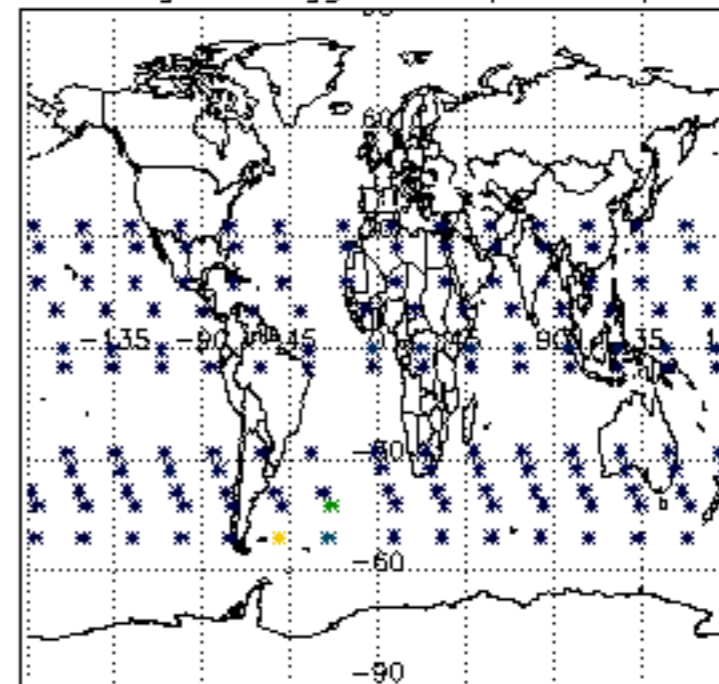
Percentage of flagged data per H2O profile

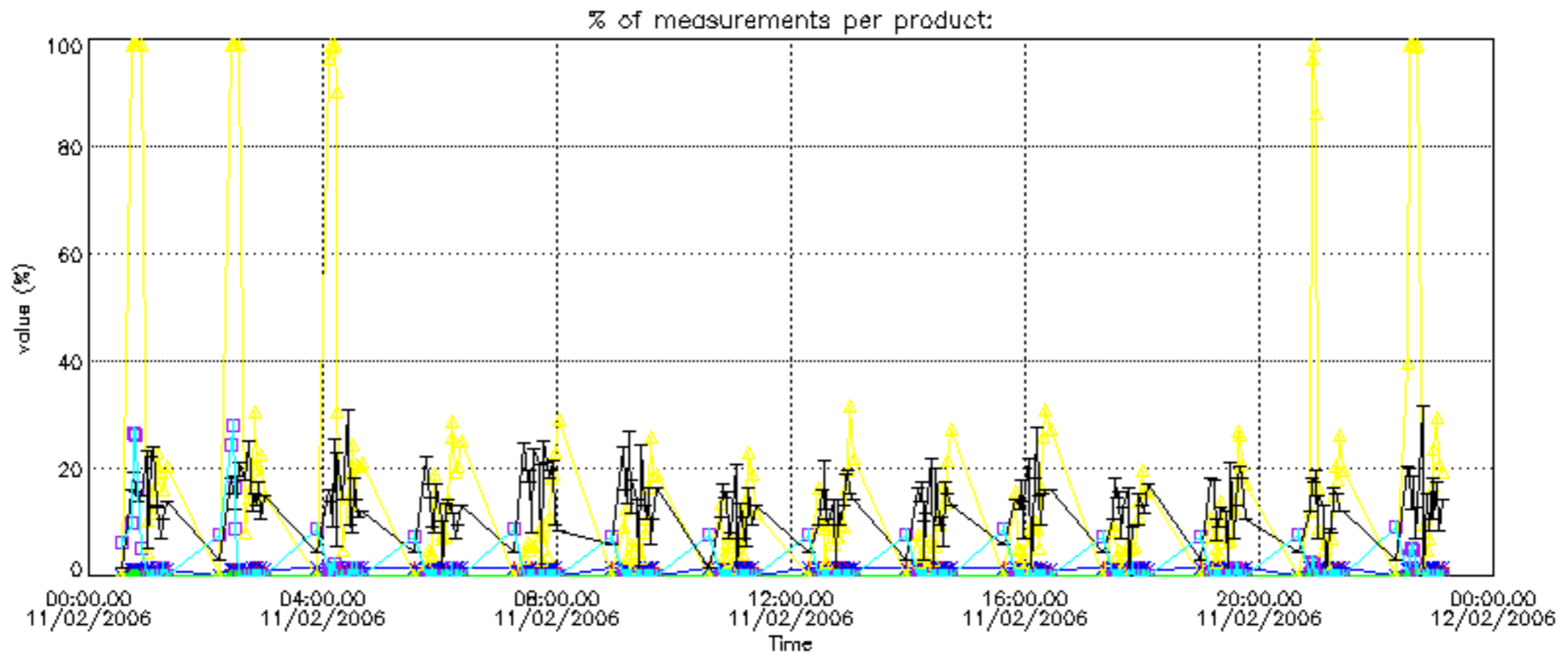


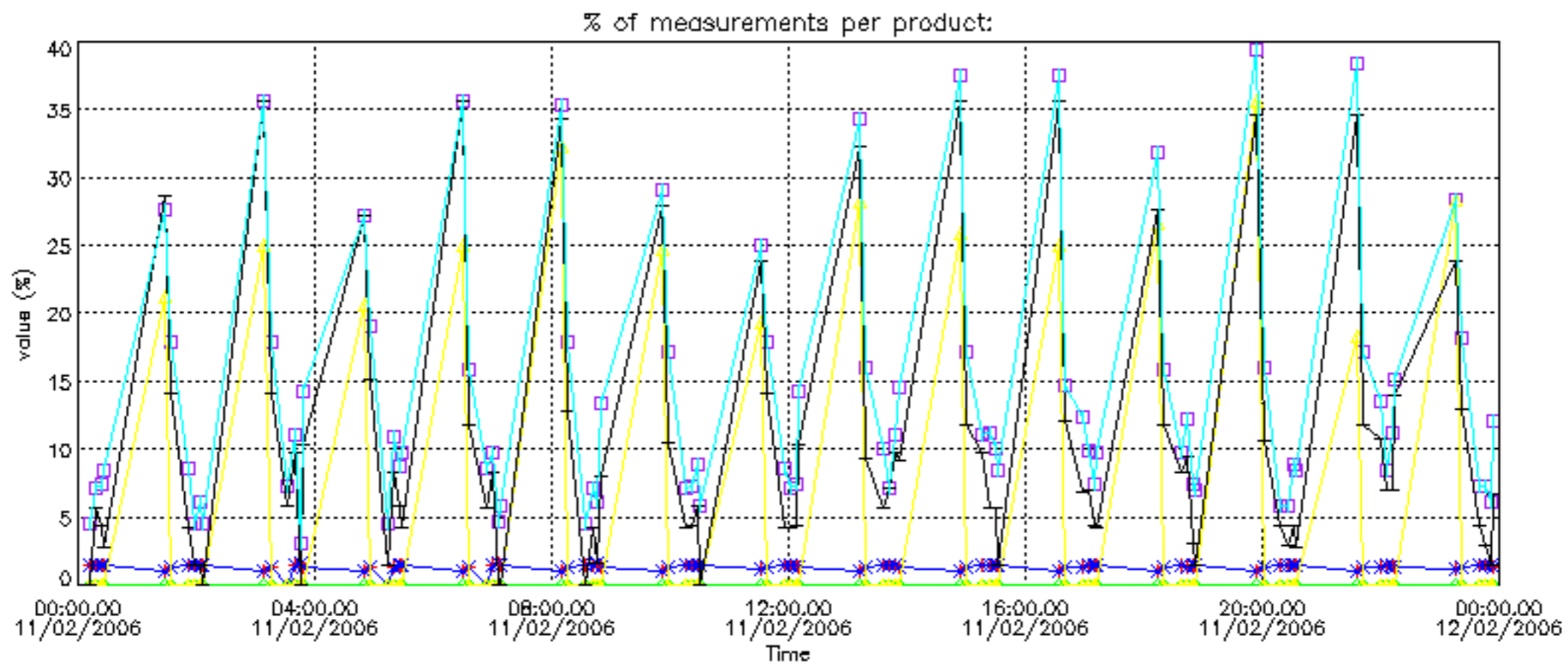
Percentage of flagged data per NO2 profile



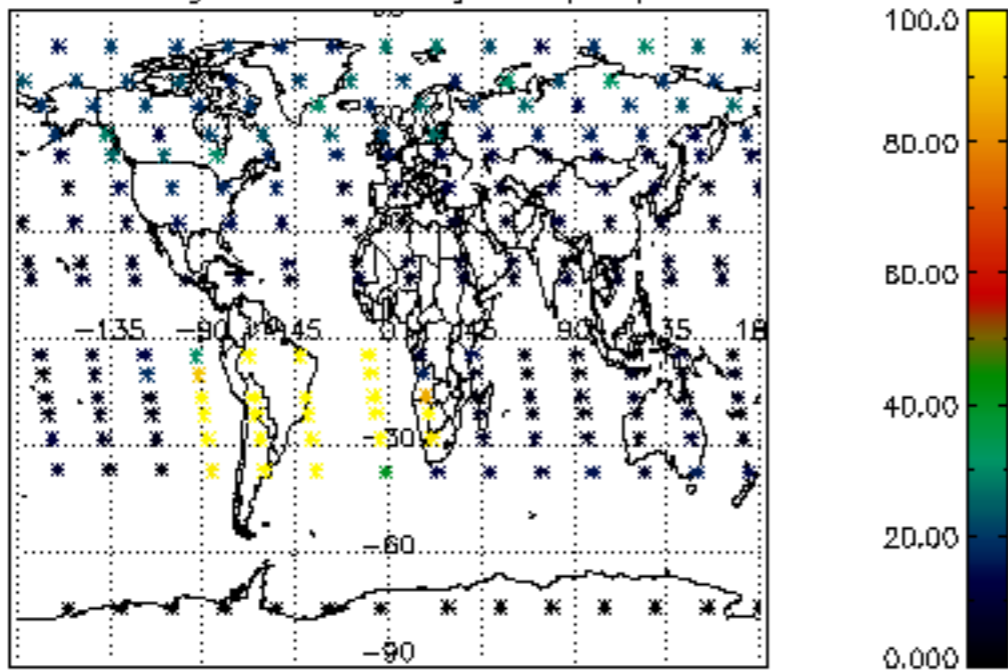
Percentage of flagged data per NO3 profile



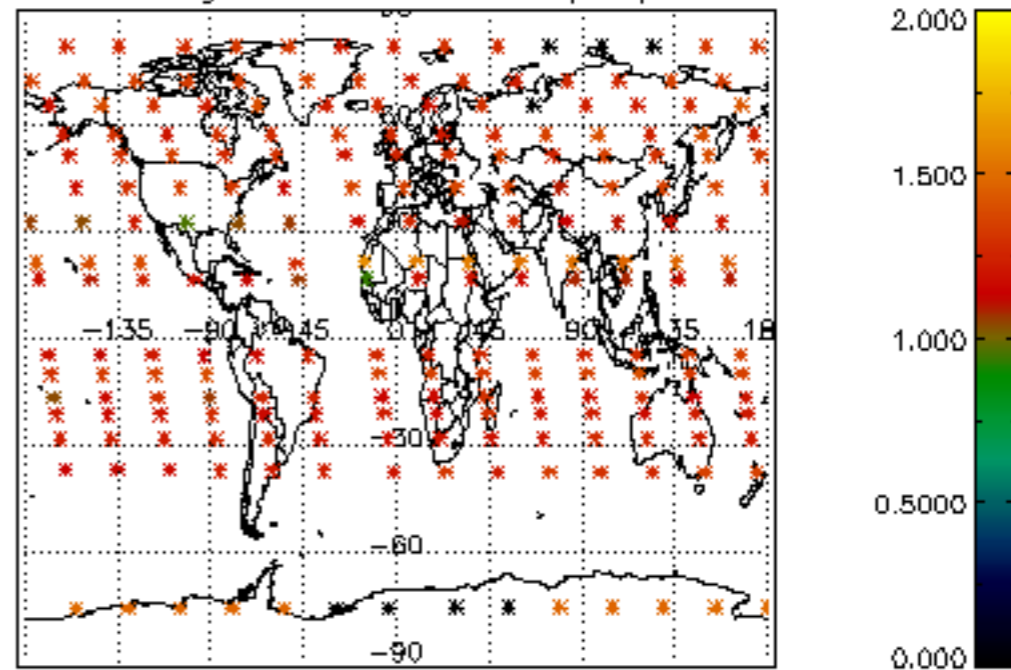




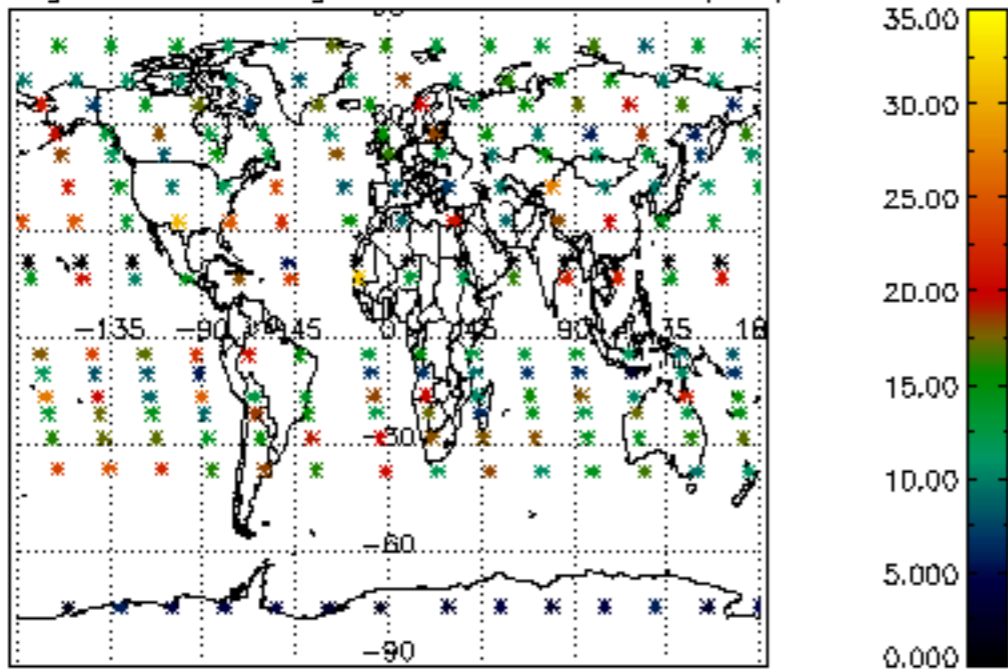
Percentage of cosmic ray hits per profile



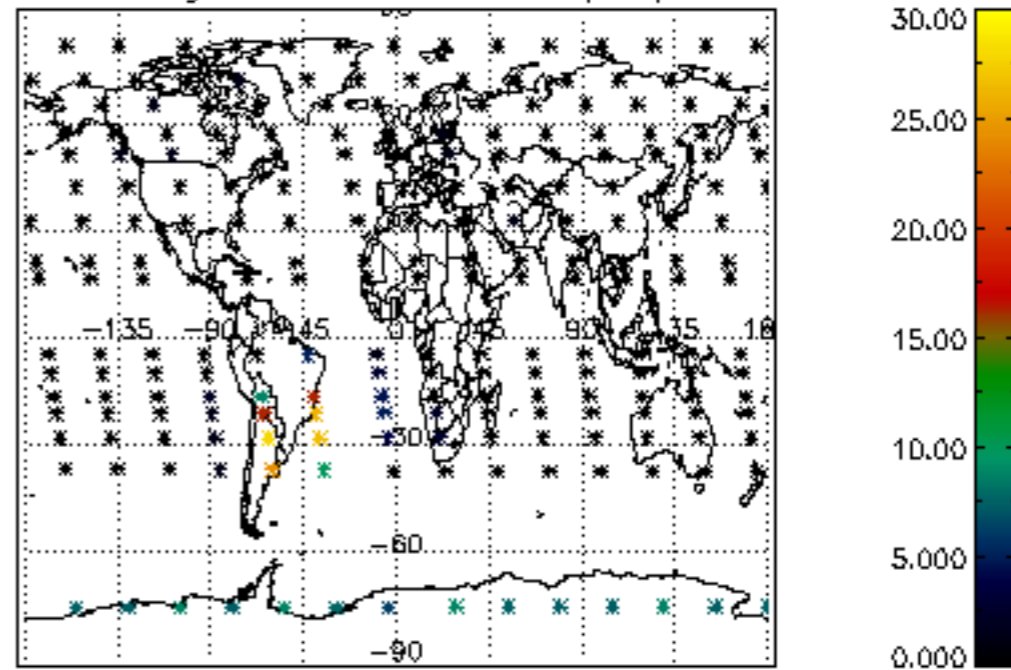
Percentage of datation errors per profile



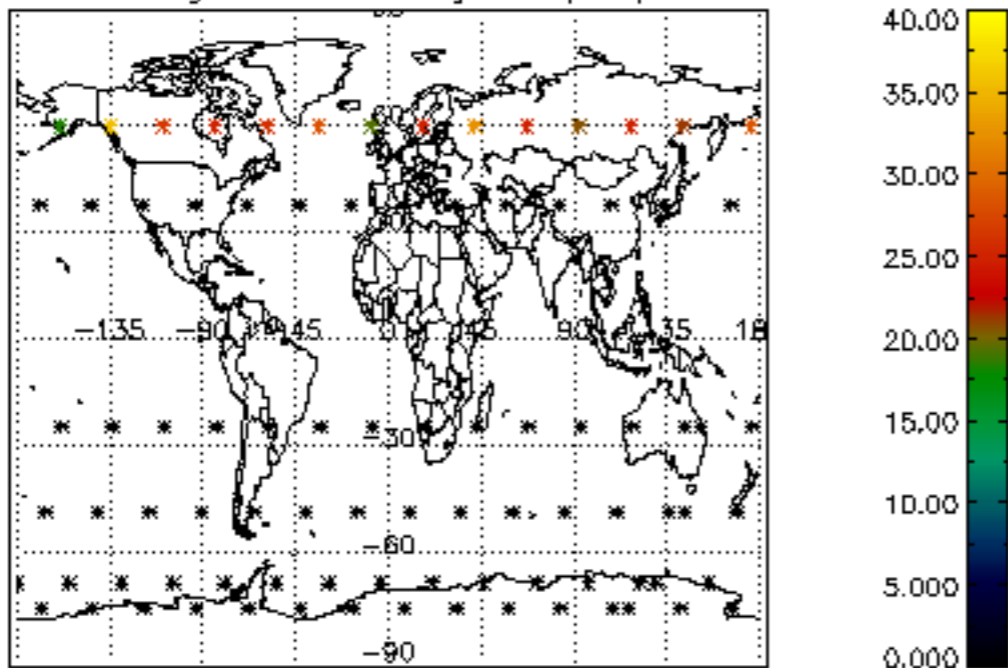
Percentage of star falling outside central band per profile



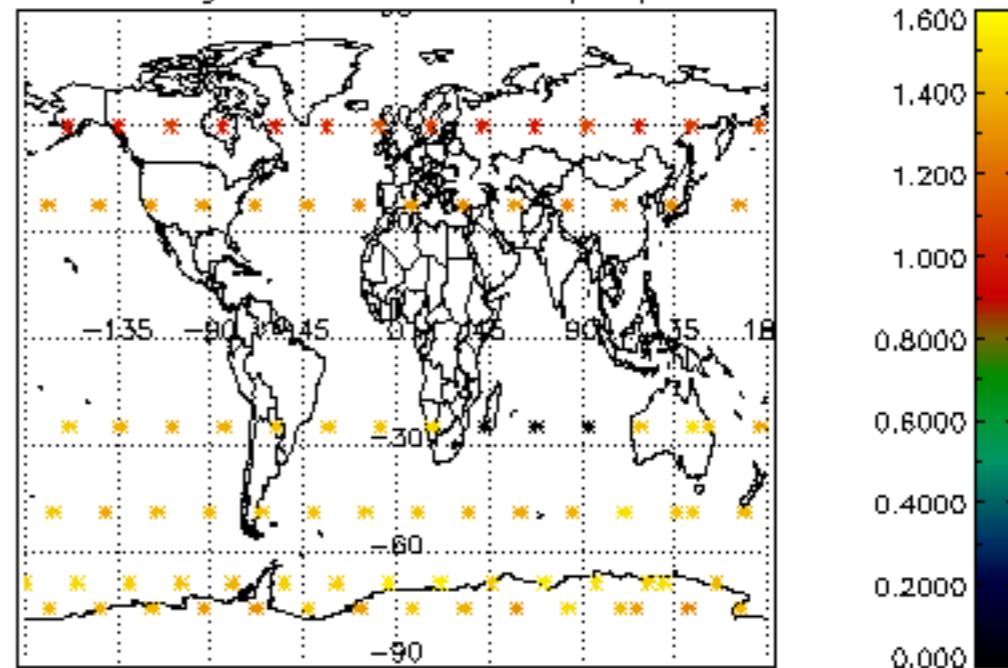
Percentage of saturation errors per profile



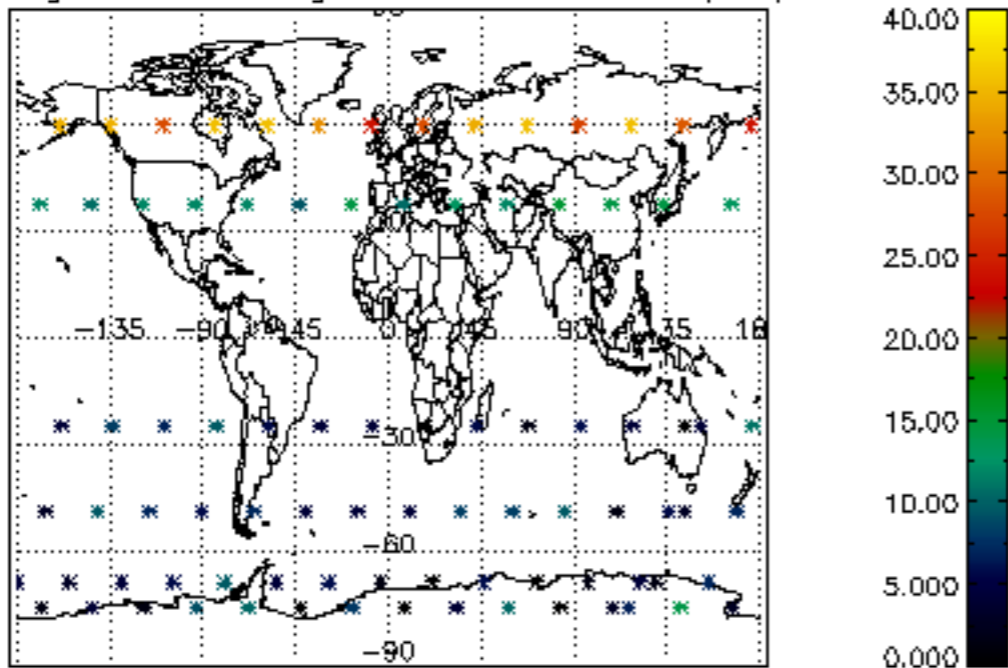
Percentage of cosmic ray hits per profile



Percentage of datation errors per profile



Percentage of star falling outside central band per profile



Percentage of saturation errors per profile

