

# GOMOS Level 2 Daily Report

## SUMMARY

### [1. General Info](#)

### [2. Summary of processed GOM\\_NL\\_2P products](#)

### [3. Level 2 Quality information per product](#)

#### [3.1 Plot of level 2 quality information per product \(time dependant\)](#)

#### [3.2 Plot of level 2 quality information per product \(world map\)](#)

### [4. Level 1 Quality information per product \(stored on level 2 products\)](#)

#### [4.1 Plot of level 1 quality information per product \(time dependant\)](#)

##### [4.1.1 Plot of level 1 quality information per product \(time dependant\): ASCENDING](#)

##### [4.1.2 Plot of level 1 quality information per product \(time dependant\): DESCENDING](#)

#### [4.2 Plot of level 1 quality information per product \(world map\)](#)

##### [4.2.1 Plot of level 1 quality information per product \(world map\): ASCENDING](#)

##### [4.2.2 Plot of level 1 quality information per product \(world map\): DESCENDING](#)

### [5. Ozone profiles based on quality statistics and other trace gas profiles](#)

#### [5.1 Ozone statistics based on quality of products](#)

#### [5.2 Plot ozone profiles for all STD \(dark without errors\)](#)

#### [5.3 Plot ozone profiles where STD < 20% \(dark without errors\)](#)

#### [5.4. Plot ozone profiles where STD < 10% \(dark without errors\)](#)

#### [5.5. Plot ozone profiles where STD < 5% \(dark without errors\)](#)

#### [5.6 Plot NO2 profiles for all STD \(dark without errors\)](#)

#### [5.7 Plot NO3 profiles for all STD \(dark without errors\)](#)

#### [5.8 Plot H2O profiles \(only for occultations of stars 1,2,3,4,13,14,16,26,63 dark without errors\) for all STD](#)

### [6. Auxiliary Data Files used for the production reported in section 2](#)

This report presents the daily analysis on parameters extracted from GOMOS level 2 data (GOM\_NL\_\_2P). It is intended to monitor some important parameters that will impact the quality of these products. A list of level 2 products (and content) that have arrived during the reporting day to the PCF is also given.

Item	Value
Time of report generation	22APR2013 15:08:17
Data source version	GOMOS/6.01
Start time of products	31-01-2006 (31JAN2006 00:00:00)
Stop time of products	01-02-2006 (01FEB2006 00:00:00)
Store outputs in DB	Yes
Nb of level 2 prods	410
Nb of prods with errors	0

## 2. Summary of processed GOM\_NL\_\_2P products.

Nr	Filename	UTC Start time	Limb	Duration	Star Id	Star Name	Star Mag	Star Temp	Nb Meas	Orbit	Prod. error
1	GOM_NL__2PRFIN20060131_000158_000000502044_00403_20497_8023.N1	31-JAN-2006 00:01:58	Dark	49.500	43	Alp TrA	1.9100	4250.0	99	20497	No
2	GOM_NL__2PRFIN20060131_000320_000000532044_00403_20497_8024.N1	31-JAN-2006 00:03:20	Dark	52.500	4	Alp1Cen	-0.010000	5800.0	105	20497	No
3	GOM_NL__2PRFIN20060131_000756_000000512044_00403_20497_8025.N1	31-JAN-2006 00:07:56	Dark	51.000	12	Alp1Cru	0.77500	30000.	102	20497	No
4	GOM_NL__2PRFIN20060131_001132_000000452044_00403_20497_8026.N1	31-JAN-2006 00:11:32	Dark	44.500	29	Bet Car	1.6720	10200.	89	20497	No
5	GOM_NL__2PRFIN20060131_001352_000000382044_00403_20497_8027.N1	31-JAN-2006 00:13:52	Dark	38.000	71	lot Car	2.2460	7700.0	76	20497	No
6	GOM_NL__2PRFIN20060131_001538_000000412044_00403_20497_8028.N1	31-JAN-2006 00:15:38	Dark	40.500	46	Del Vel	1.9540	10600.	81	20497	No
7	GOM_NL__2PRFIN20060131_001810_000000412044_00403_20497_8029.N1	31-JAN-2006 00:18:10	Dark	41.000	34	Gam2Vel	1.7930	23000.	82	20497	No
8	GOM_NL__2PRFIN20060131_002015_000000422044_00403_20497_8030.N1	31-JAN-2006 00:20:15	Straylight	41.500	70	Zet Pup	2.2460	39000.	83	20497	No
9	GOM_NL__2PRFIN20060131_002138_000000412044_00403_20497_8031.N1	31-JAN-2006 00:21:38	Straylight	40.500	117	Pi Pup	2.7060	3800.0	81	20497	No
10	GOM_NL__2PRFIN20060131_002405_000000402044_00403_20497_8032.N1	31-JAN-2006 00:24:05	Straylight	39.500	23	21Eps CMa	1.5020	26000.	79	20497	No
11	GOM_NL__2PRFIN20060131_002527_000000372044_00403_20497_8033.N1	31-JAN-2006 00:25:27	Straylight	37.000	179	24Omi2CMa	3.0320	24000.	74	20497	No
12	GOM_NL__2PRFIN20060131_002737_000000452044_00403_20497_8034.N1	31-JAN-2006 00:27:37	Straylight	44.500	1	9Alp CMa	-1.4400	11000.	89	20497	No
13	GOM_NL__2PRFIN20060131_003326_000000472044_00403_20497_8035.N1	31-JAN-2006 00:33:26	Twilight	47.000	8	10Alp CMi	0.40000	6500.0	94	20497	No
14	GOM_NL__2PRFIN20060131_003650_000000372044_00403_20497_8036.N1	31-JAN-2006 00:36:50	Bright	36.500	44	24Gam Gem	1.9280	11000.	73	20497	No
15	GOM_NL__2PRFIN20060131_003840_000000382044_00403_20497_8037.N1	31-JAN-2006 00:38:40	Bright	38.000	151	13Mu Gem	2.8900	3000.0	76	20497	No
16	GOM_NL__2PRFIN20060131_004258_000000352044_00403_20497_8038.N1	31-JAN-2006 00:42:58	Bright	34.500	107	37The Aur	2.6490	11000.	69	20497	No
17	GOM_NL__2PRFIN20060131_004503_000000352044_00403_20497_8039.N1	31-JAN-2006 00:45:03	Bright	34.500	42	34Bet Aur	1.9000	10200.	69	20497	No
18	GOM_NL__2PRFIN20060131_005721_000000352044_00403_20497_8040.N1	31-JAN-2006 00:57:21	Bright	34.500	49	1Alp UMi	1.9900	6300.0	69	20497	No
19	GOM_NL__2PRFIN20060131_010832_000000362044_00403_20497_8041.N1	31-JAN-2006 01:08:32	Bright	35.500	69	33Gam Dra	2.2310	3800.0	71	20497	No
20	GOM_NL__2PRFIN20060131_011156_000000362044_00403_20497_8042.N1	31-JAN-2006 01:11:56	Bright	36.000	5	3Alp Lyr	0.033000	11000.	72	20497	No
21	GOM_NL__2PRFIN20060131_012006_000000372044_00403_20497_8043.N1	31-JAN-2006 01:20:06	Bright	37.000	59	55Alp Oph	2.0800	8900.0	74	20497	No
22	GOM_NL__2PRFIN20060131_012214_000000442044_00403_20497_8044.N1	31-JAN-2006 01:22:14	Bright	44.000	126	60Bet Oph	2.7700	4250.0	88	20497	No
23	GOM_NL__2PRFIN20060131_012840_000000442044_00403_20497_8045.N1	31-JAN-2006 01:28:40	Twilight	43.500	86	35Eta Oph	2.4300	10200.	87	20497	No
24	GOM_NL__2PRFIN20060131_013127_000000432044_00403_20497_8046.N1	31-JAN-2006 01:31:27	Twilight	42.500	167	10Gam2Sgr	2.9840	4500.0	85	20497	No
25	GOM_NL__2PRFIN20060131_013346_000000422044_00403_20497_8047.N1	31-JAN-2006 01:33:46	Dark	42.000	25	35Lam Sco	1.6200	28000.	84	20497	No
26	GOM_NL__2PRFIN20060131_013515_000000442044_00403_20497_8048.N1	31-JAN-2006 01:35:15	Dark	44.000	40	The Sco	1.8590	7100.0	88	20497	No
27	GOM_NL__2PRFIN20060131_013708_000000352044_00403_20497_8049.N1	31-JAN-2006 01:37:08	Dark	35.000	147	Alp Ara	2.8770	26000.	70	20497	No
28	GOM_NL__2PRFIN20060131_013842_000000422044_00403_20497_8050.N1	31-JAN-2006 01:38:42	Dark	41.500	141	Bet Ara	2.8400	4600.0	83	20497	No
29	GOM_NL__2PRFIN20060131_014234_000000412044_00404_20498_8023.N1	31-JAN-2006 01:42:34	Dark	41.000	43	Alp TrA	1.9100	4250.0	82	20498	No
30	GOM_NL__2PRFIN20060131_014357_000000422044_00404_20498_8024.N1	31-JAN-2006 01:43:57	Dark	41.500	4	Alp1Cen	-0.010000	5800.0	83	20498	No
31	GOM_NL__2PRFIN20060131_014832_000000502044_00404_20498_8025.N1	31-JAN-2006 01:48:32	Dark	50.000	12	Alp1Cru	0.77500	30000.	100	20498	No
32	GOM_NL__2PRFIN20060131_015208_000000412044_00404_20498_8026.N1	31-JAN-2006 01:52:08	Dark	40.500	29	Bet Car	1.6720	10200.	81	20498	No
33	GOM_NL__2PRFIN20060131_015428_000000412044_00404_20498_8027.N1	31-JAN-2006 01:54:28	Dark	41.000	71	lot Car	2.2460	7700.0	82	20498	No
34	GOM_NL__2PRFIN20060131_015614_000000412044_00404_20498_8028.N1	31-JAN-2006 01:56:14	Dark	40.500	46	Del Vel	1.9540	10600.	81	20498	No
35	GOM_NL__2PRFIN20060131_015846_000000402044_00404_20498_8029.N1	31-JAN-2006 01:58:46	Dark	39.500	34	Gam2Vel	1.7930	23000.	79	20498	No
36	GOM_NL__2PRFIN20060131_020051_000000402044_00404_20498_8030.N1	31-JAN-2006 02:00:51	Straylight	40.000	70	Zet Pup	2.2460	39000.	80	20498	No
37	GOM_NL__2PRFIN20060131_020214_000000422044_00404_20498_8031.N1	31-JAN-2006 02:02:14	Straylight	42.000	117	Pi Pup	2.7060	3800.0	84	20498	No
38	GOM_NL__2PRFIN20060131_020441_000000422044_00404_20498_8032.N1	31-JAN-2006 02:04:41	Straylight	42.000	23	21Eps CMa	1.5020	26000.	84	20498	No
39	GOM_NL__2PRFIN20060131_020603_000000372044_00404_20498_8033.N1	31-JAN-2006 02:06:03	Straylight	37.000	179	24Omi2CMa	3.0320	24000.	74	20498	No
40	GOM_NL__2PRFIN20060131_020813_000000452044_00404_20498_8034.N1	31-JAN-2006 02:08:13	Straylight	45.000	1	9Alp CMa	-1.4400	11000.	90	20498	No
41	GOM_NL__2PRFIN20060131_021402_000000482044_00404_20498_8035.N1	31-JAN-2006 02:14:02	Twilight	47.500	8	10Alp CMi	0.40000	6500.0	95	20498	No
42	GOM_NL__2PRFIN20060131_021727_000000392044_00404_20498_8036.N1	31-JAN-2006 02:17:27	Bright	38.500	44	24Gam Gem	1.9280	11000.	77	20498	No

43	GOM_NL__2PRFIN20060131_021916_000000392044_00404_20498_8037.N1	31-JAN-2006 02:19:16	Bright	38.500	151	13Mu Gem	2.8900	3000.0	77	20498	No
44	GOM_NL__2PRFIN20060131_022334_000000362044_00404_20498_8038.N1	31-JAN-2006 02:23:34	Bright	35.500	107	37The Aur	2.6490	11000.	71	20498	No
45	GOM_NL__2PRFIN20060131_022539_000000362044_00404_20498_8039.N1	31-JAN-2006 02:25:39	Bright	35.500	42	34Bet Aur	1.9000	10200.	71	20498	No
46	GOM_NL__2PRFIN20060131_023757_000000352044_00404_20498_8040.N1	31-JAN-2006 02:37:57	Bright	35.000	49	1Alp UMi	1.9900	6300.0	70	20498	No
47	GOM_NL__2PRFIN20060131_024908_000000382044_00404_20498_8041.N1	31-JAN-2006 02:49:08	Bright	37.500	69	33Gam Dra	2.2310	3800.0	75	20498	No
48	GOM_NL__2PRFIN20060131_025232_000000342044_00404_20498_8042.N1	31-JAN-2006 02:52:32	Bright	33.500	5	3Alp Lyr	0.033000	11000.	67	20498	No
49	GOM_NL__2PRFIN20060131_030043_000000382044_00404_20498_8043.N1	31-JAN-2006 03:00:43	Bright	37.500	59	55Alp Oph	2.0800	8900.0	75	20498	No
50	GOM_NL__2PRFIN20060131_030250_000000372044_00404_20498_8044.N1	31-JAN-2006 03:02:50	Bright	36.500	126	60Bet Oph	2.7700	4250.0	73	20498	No
51	GOM_NL__2PRFIN20060131_030917_000000392044_00404_20498_8045.N1	31-JAN-2006 03:09:17	Twilight	39.000	86	35Eta Oph	2.4300	10200.	78	20498	No
52	GOM_NL__2PRFIN20060131_031203_000000402044_00404_20498_8046.N1	31-JAN-2006 03:12:03	Twilight	39.500	167	10Gam2Sgr	2.9840	4500.0	79	20498	No
53	GOM_NL__2PRFIN20060131_031422_000000382044_00404_20498_8047.N1	31-JAN-2006 03:14:22	Dark	38.000	25	35Lam Sco	1.6200	28000.	76	20498	No
54	GOM_NL__2PRFIN20060131_031551_000000412044_00404_20498_8048.N1	31-JAN-2006 03:15:51	Dark	41.000	40	The Sco	1.8590	7100.0	82	20498	No
55	GOM_NL__2PRFIN20060131_031918_000000412044_00404_20498_8049.N1	31-JAN-2006 03:19:18	Dark	41.000	141	Bet Ara	2.8400	4600.0	82	20498	No
56	GOM_NL__2PRFIN20060131_032311_000000402044_00405_20499_8024.N1	31-JAN-2006 03:23:11	Dark	40.000	43	Alp TrA	1.9100	4250.0	80	20499	No
57	GOM_NL__2PRFIN20060131_032433_000000452044_00405_20499_8025.N1	31-JAN-2006 03:24:33	Dark	44.500	4	Alp1Cen	-0.010000	5800.0	89	20499	No
58	GOM_NL__2PRFIN20060131_032909_000000402044_00405_20499_8026.N1	31-JAN-2006 03:29:09	Dark	40.000	12	Alp1Cru	0.77500	30000.	80	20499	No
59	GOM_NL__2PRFIN20060131_033244_000000372044_00405_20499_8027.N1	31-JAN-2006 03:32:44	Dark	36.500	29	Bet Car	1.6720	10200.	73	20499	No
60	GOM_NL__2PRFIN20060131_033505_000000402044_00405_20499_8028.N1	31-JAN-2006 03:35:05	Dark	39.500	71	lot Car	2.2460	7700.0	79	20499	No
61	GOM_NL__2PRFIN20060131_033650_000000372044_00405_20499_8029.N1	31-JAN-2006 03:36:50	Dark	36.500	46	Del Vel	1.9540	10600.	73	20499	No
62	GOM_NL__2PRFIN20060131_033922_000000392044_00405_20499_8030.N1	31-JAN-2006 03:39:22	Dark	39.000	34	Gam2Vel	1.7930	23000.	78	20499	No
63	GOM_NL__2PRFIN20060131_034127_000000402044_00405_20499_8031.N1	31-JAN-2006 03:41:27	Straylight	40.000	70	Zet Pup	2.2460	39000.	80	20499	No
64	GOM_NL__2PRFIN20060131_034251_000000412044_00405_20499_8032.N1	31-JAN-2006 03:42:51	Straylight	40.500	117	Pi Pup	2.7060	3800.0	81	20499	No
65	GOM_NL__2PRFIN20060131_034517_000000392044_00405_20499_8033.N1	31-JAN-2006 03:45:17	Straylight	38.500	23	21Eps CMa	1.5020	26000.	77	20499	No
66	GOM_NL__2PRFIN20060131_034640_000000382044_00405_20499_8034.N1	31-JAN-2006 03:46:40	Straylight	37.500	179	24Omi2CMa	3.0320	24000.	75	20499	No
67	GOM_NL__2PRFIN20060131_034849_000000442044_00405_20499_8035.N1	31-JAN-2006 03:48:49	Straylight	43.500	1	9Alp CMa	-1.4400	11000.	87	20499	No
68	GOM_NL__2PRFIN20060131_035438_000000452044_00405_20499_8036.N1	31-JAN-2006 03:54:38	Twilight	44.500	8	10Alp CMi	0.40000	6500.0	89	20499	No
69	GOM_NL__2PRFIN20060131_035803_000000372044_00405_20499_8037.N1	31-JAN-2006 03:58:03	Bright	37.000	44	24Gam Gem	1.9280	11000.	74	20499	No
70	GOM_NL__2PRFIN20060131_035952_000000392044_00405_20499_8038.N1	31-JAN-2006 03:59:52	Bright	38.500	151	13Mu Gem	2.8900	3000.0	77	20499	No
71	GOM_NL__2PRFIN20060131_040410_000000352044_00405_20499_8039.N1	31-JAN-2006 04:04:10	Bright	35.000	107	37The Aur	2.6490	11000.	70	20499	No
72	GOM_NL__2PRFIN20060131_040615_000000352044_00405_20499_8040.N1	31-JAN-2006 04:06:15	Bright	35.000	42	34Bet Aur	1.9000	10200.	70	20499	No
73	GOM_NL__2PRFIN20060131_041833_000000352044_00405_20499_8041.N1	31-JAN-2006 04:18:33	Bright	34.500	49	1Alp UMi	1.9900	6300.0	69	20499	No
74	GOM_NL__2PRFIN20060131_042945_000000392044_00405_20499_8042.N1	31-JAN-2006 04:29:45	Bright	38.500	69	33Gam Dra	2.2310	3800.0	77	20499	No
75	GOM_NL__2PRFIN20060131_043308_000000362044_00405_20499_8043.N1	31-JAN-2006 04:33:08	Bright	35.500	5	3Alp Lyr	0.033000	11000.	71	20499	No
76	GOM_NL__2PRFIN20060131_044119_000000382044_00405_20499_8044.N1	31-JAN-2006 04:41:19	Bright	37.500	59	55Alp Oph	2.0800	8900.0	75	20499	No
77	GOM_NL__2PRFIN20060131_044327_000000372044_00405_20499_8045.N1	31-JAN-2006 04:43:27	Bright	37.000	126	60Bet Oph	2.7700	4250.0	74	20499	No
78	GOM_NL__2PRFIN20060131_044953_000000432044_00405_20499_8046.N1	31-JAN-2006 04:49:53	Twilight	42.500	86	35Eta Oph	2.4300	10200.	85	20499	No
79	GOM_NL__2PRFIN20060131_045239_000000422044_00405_20499_8047.N1	31-JAN-2006 04:52:39	Twilight	42.000	167	10Gam2Sgr	2.9840	4500.0	84	20499	No
80	GOM_NL__2PRFIN20060131_045458_000000392044_00405_20499_8048.N1	31-JAN-2006 04:54:58	Dark	38.500	25	35Lam Sco	1.6200	28000.	77	20499	No
81	GOM_NL__2PRFIN20060131_045627_000000372044_00405_20499_8049.N1	31-JAN-2006 04:56:27	Dark	37.000	40	The Sco	1.8590	7100.0	74	20499	No
82	GOM_NL__2PRFIN20060131_045821_000000362044_00405_20499_8050.N1	31-JAN-2006 04:58:21	Dark	36.000	147	Alp Ara	2.8770	26000.	72	20499	No
83	GOM_NL__2PRFIN20060131_045954_000000382044_00405_20499_8051.N1	31-JAN-2006 04:59:54	Dark	37.500	141	Bet Ara	2.8400	4600.0	75	20499	No
84	GOM_NL__2PRFIN20060131_050347_000000442044_00406_20500_8024.N1	31-JAN-2006 05:03:47	Dark	43.500	43	Alp TrA	1.9100	4250.0	87	20500	No
85	GOM_NL__2PRFIN20060131_050510_000000482044_00406_20500_8025.N1	31-JAN-2006 05:05:10	Dark	48.000	4	Alp1Cen	-0.010000	5800.0	96	20500	No
86	GOM_NL__2PRFIN20060131_050945_000000402044_00406_20500_8026.N1	31-JAN-2006 05:09:45	Dark	40.000	12	Alp1Cru	0.77500	30000.	80	20500	No
87	GOM_NL__2PRFIN20060131_051321_000000382044_00406_20500_8027.N1	31-JAN-2006 05:13:21	Dark	37.500	29	Bet Car	1.6720	10200.	75	20500	No
88	GOM_NL__2PRFIN20060131_051541_000000412044_00406_20500_8028.N1	31-JAN-2006 05:15:41	Dark	40.500	71	lot Car	2.2460	7700.0	81	20500	No
89	GOM_NL__2PRFIN20060131_051726_000000382044_00406_20500_8029.N1	31-JAN-2006 05:17:26	Dark	38.000	46	Del Vel	1.9540	10600.	76	20500	No
90	GOM_NL__2PRFIN20060131_051958_000000392044_00406_20500_8030.N1	31-JAN-2006 05:19:58	Dark	38.500	34	Gam2Vel	1.7930	23000.	77	20500	No
91	GOM_NL__2PRFIN20060131_052204_000000402044_00406_20500_8031.N1	31-JAN-2006 05:22:04	Straylight	39.500	70	Zet Pup	2.2460	39000.	79	20500	No
92	GOM_NL__2PRFIN20060131_052327_000000442044_00406_20500_8032.N1	31-JAN-2006 05:23:27	Straylight	43.500	117	Pi Pup	2.7060	3800.0	87	20500	No
93	GOM_NL__2PRFIN20060131_052553_000000392044_00406_20500_8033.N1	31-JAN-2006 05:25:53	Straylight	38.500	23	21Eps CMa	1.5020	26000.	77	20500	No
94	GOM_NL__2PRFIN20060131_052716_000000382044_00406_20500_8034.N1	31-JAN-2006 05:27:16	Straylight	38.000	179	24Omi2CMa	3.0320	24000.	76	20500	No
95	GOM_NL__2PRFIN20060131_052925_000000412044_00406_20500_8035.N1	31-JAN-2006 05:29:25	Straylight	40.500	1	9Alp CMa	-1.4400	11000.	81	20500	No
96	GOM_NL__2PRFIN20060131_053514_000000482044_00406_20500_8036.N1	31-JAN-2006 05:35:14	Twilight	47.500	8	10Alp CMi	0.40000	6500.0	95	20500	No
97	GOM_NL__2PRFIN20060131_053839_000000362044_00406_20500_8037.N1	31-JAN-2006 05:38:39	Bright	36.000	44	24Gam Gem	1.9280	11000.	72	20500	No
98	GOM_NL__2PRFIN20060131_054029_000000382044_00406_20500_8038.N1	31-JAN-2006 05:40:29	Bright	38.000	151	13Mu Gem	2.8900	3000.0	76	20500	No
99	GOM_NL__2PRFIN20060131_054446_000000352044_00406_20500_8039.N1	31-JAN-2006 05:44:46	Bright	35.000	107	37The Aur	2.6490	11000.	70	20500	No
100	GOM_NL__2PRFIN20060131_054652_000000342044_00406_20500_8040.N1	31-JAN-2006 05:46:52	Bright	34.000	42	34Bet Aur	1.9000	10200.	68	20500	No
101	GOM_NL__2PRFIN20060131_055909_000000362044_00406_20500_8041.N1	31-JAN-2006 05:59:09	Bright	36.000	49	1Alp UMi	1.9900	6300.0	72	20500	No

102	GOM_NL__2PRFIN20060131_061021_000000382044_00406_20500_8042.N1	31-JAN-2006 06:10:21	Bright	37.500	69	33Gam Dra	2.2310	3800.0	75	20500	No
103	GOM_NL__2PRFIN20060131_061344_000000362044_00406_20500_8043.N1	31-JAN-2006 06:13:44	Bright	36.000	5	3Alp Lyr	0.033000	11000.	72	20500	No
104	GOM_NL__2PRFIN20060131_062155_000000552044_00406_20500_8044.N1	31-JAN-2006 06:21:55	Bright	55.000	59	55Alp Oph	2.0800	8900.0	110	20500	No
105	GOM_NL__2PRFIN20060131_062403_000000382044_00406_20500_8045.N1	31-JAN-2006 06:24:03	Bright	37.500	126	60Bet Oph	2.7700	4250.0	75	20500	No
106	GOM_NL__2PRFIN20060131_063030_000000412044_00406_20500_8046.N1	31-JAN-2006 06:30:30	Twilight	41.000	86	35Eta Oph	2.4300	10200.	82	20500	No
107	GOM_NL__2PRFIN20060131_063315_000000412044_00406_20500_8047.N1	31-JAN-2006 06:33:15	Twilight	41.000	167	10Gam2Sgr	2.9840	4500.0	82	20500	No
108	GOM_NL__2PRFIN20060131_063535_000000422044_00406_20500_8048.N1	31-JAN-2006 06:35:35	Dark	41.500	25	35Lam Sco	1.6200	28000.	83	20500	No
109	GOM_NL__2PRFIN20060131_063703_000000382044_00406_20500_8049.N1	31-JAN-2006 06:37:03	Dark	38.000	40	The Sco	1.8590	7100.0	76	20500	No
110	GOM_NL__2PRFIN20060131_063857_000000392044_00406_20500_8050.N1	31-JAN-2006 06:38:57	Dark	38.500	147	Alp Ara	2.8770	26000.	77	20500	No
111	GOM_NL__2PRFIN20060131_064031_000000412044_00406_20500_8051.N1	31-JAN-2006 06:40:31	Dark	40.500	141	Bet Ara	2.8400	4600.0	81	20500	No
112	GOM_NL__2PRFIN20060131_064423_000000452044_00407_20501_8025.N1	31-JAN-2006 06:44:23	Dark	44.500	43	Alp TrA	1.9100	4250.0	89	20501	No
113	GOM_NL__2PRFIN20060131_064546_000000542044_00407_20501_8026.N1	31-JAN-2006 06:45:46	Dark	54.000	4	Alp1Cen	-0.010000	5800.0	108	20501	No
114	GOM_NL__2PRFIN20060131_065022_000000432044_00407_20501_8027.N1	31-JAN-2006 06:50:22	Dark	42.500	12	Alp1Cru	0.77500	30000.	85	20501	No
115	GOM_NL__2PRFIN20060131_065357_000000372044_00407_20501_8028.N1	31-JAN-2006 06:53:57	Dark	37.000	29	Bet Car	1.6720	10200.	74	20501	No
116	GOM_NL__2PRFIN20060131_065617_000000372044_00407_20501_8029.N1	31-JAN-2006 06:56:17	Dark	37.000	71	lot Car	2.2460	7700.0	74	20501	No
117	GOM_NL__2PRFIN20060131_065803_000000382044_00407_20501_8030.N1	31-JAN-2006 06:58:03	Dark	38.000	46	Del Vel	1.9540	10600.	76	20501	No
118	GOM_NL__2PRFIN20060131_070035_000000382044_00407_20501_8031.N1	31-JAN-2006 07:00:35	Dark	37.500	34	Gam2Vel	1.7930	23000.	75	20501	No
119	GOM_NL__2PRFIN20060131_070240_000000362044_00407_20501_8032.N1	31-JAN-2006 07:02:40	Straylight	36.000	70	Zet Pup	2.2460	39000.	72	20501	No
120	GOM_NL__2PRFIN20060131_070403_000000432044_00407_20501_8033.N1	31-JAN-2006 07:04:03	Straylight	43.000	117	Pi Pup	2.7060	3800.0	86	20501	No
121	GOM_NL__2PRFIN20060131_070629_000000392044_00407_20501_8034.N1	31-JAN-2006 07:06:29	Straylight	38.500	23	21Eps CMa	1.5020	26000.	77	20501	No
122	GOM_NL__2PRFIN20060131_070752_000000392044_00407_20501_8035.N1	31-JAN-2006 07:07:52	Straylight	39.000	179	24Omi2CMa	3.0320	24000.	78	20501	No
123	GOM_NL__2PRFIN20060131_071001_000000502044_00407_20501_8036.N1	31-JAN-2006 07:10:01	Straylight	49.500	1	9Alp CMa	-1.4400	11000.	99	20501	No
124	GOM_NL__2PRFIN20060131_071550_000000482044_00407_20501_8037.N1	31-JAN-2006 07:15:50	Twilight	47.500	8	10Alp CMi	0.40000	6500.0	95	20501	No
125	GOM_NL__2PRFIN20060131_071915_000000382044_00407_20501_8038.N1	31-JAN-2006 07:19:15	Bright	38.000	44	24Gam Gem	1.9280	11000.	76	20501	No
126	GOM_NL__2PRFIN20060131_072105_000000392044_00407_20501_8039.N1	31-JAN-2006 07:21:05	Bright	38.500	151	13Mu Gem	2.8900	3000.0	77	20501	No
127	GOM_NL__2PRFIN20060131_072522_000000352044_00407_20501_8040.N1	31-JAN-2006 07:25:22	Bright	35.000	107	37The Aur	2.6490	11000.	70	20501	No
128	GOM_NL__2PRFIN20060131_072728_000000352044_00407_20501_8041.N1	31-JAN-2006 07:27:28	Bright	35.000	42	34Bet Aur	1.9000	10200.	70	20501	No
129	GOM_NL__2PRFIN20060131_073945_000000352044_00407_20501_8042.N1	31-JAN-2006 07:39:45	Bright	34.500	49	1Alp UMi	1.9900	6300.0	69	20501	No
130	GOM_NL__2PRFIN20060131_075057_000000392044_00407_20501_8043.N1	31-JAN-2006 07:50:57	Bright	38.500	69	33Gam Dra	2.2310	3800.0	77	20501	No
131	GOM_NL__2PRFIN20060131_075420_000000342044_00407_20501_8044.N1	31-JAN-2006 07:54:20	Bright	33.500	5	3Alp Lyr	0.033000	11000.	67	20501	No
132	GOM_NL__2PRFIN20060131_080232_000000382044_00407_20501_8045.N1	31-JAN-2006 08:02:32	Bright	38.000	59	55Alp Oph	2.0800	8900.0	76	20501	No
133	GOM_NL__2PRFIN20060131_080439_000000372044_00407_20501_8046.N1	31-JAN-2006 08:04:39	Bright	37.000	126	60Bet Oph	2.7700	4250.0	74	20501	No
134	GOM_NL__2PRFIN20060131_081106_000000452044_00407_20501_8047.N1	31-JAN-2006 08:11:06	Twilight	45.000	86	35Eta Oph	2.4300	10200.	90	20501	No
135	GOM_NL__2PRFIN20060131_081351_000000422044_00407_20501_8048.N1	31-JAN-2006 08:13:51	Twilight	42.000	167	10Gam2Sgr	2.9840	4500.0	84	20501	No
136	GOM_NL__2PRFIN20060131_081611_000000422044_00407_20501_8049.N1	31-JAN-2006 08:16:11	Dark	41.500	25	35Lam Sco	1.6200	28000.	83	20501	No
137	GOM_NL__2PRFIN20060131_081740_000000412044_00407_20501_8050.N1	31-JAN-2006 08:17:40	Dark	40.500	40	The Sco	1.8590	7100.0	81	20501	No
138	GOM_NL__2PRFIN20060131_081933_000000382044_00407_20501_8051.N1	31-JAN-2006 08:19:33	Dark	37.500	147	Alp Ara	2.8770	26000.	75	20501	No
139	GOM_NL__2PRFIN20060131_082107_000000462044_00407_20501_8052.N1	31-JAN-2006 08:21:07	Dark	46.000	141	Bet Ara	2.8400	4600.0	92	20501	No
140	GOM_NL__2PRFIN20060131_082459_000000392044_00408_20502_8026.N1	31-JAN-2006 08:24:59	Dark	39.000	43	Alp TrA	1.9100	4250.0	78	20502	No
141	GOM_NL__2PRFIN20060131_082623_000000472044_00408_20502_8027.N1	31-JAN-2006 08:26:23	Dark	47.000	4	Alp1Cen	-0.010000	5800.0	94	20502	No
142	GOM_NL__2PRFIN20060131_083058_000000482044_00408_20502_8028.N1	31-JAN-2006 08:30:58	Dark	47.500	12	Alp1Cru	0.77500	30000.	95	20502	No
143	GOM_NL__2PRFIN20060131_083433_000000442044_00408_20502_8029.N1	31-JAN-2006 08:34:33	Dark	44.000	29	Bet Car	1.6720	10200.	88	20502	No
144	GOM_NL__2PRFIN20060131_083654_000000382044_00408_20502_8030.N1	31-JAN-2006 08:36:54	Dark	38.000	71	lot Car	2.2460	7700.0	76	20502	No
145	GOM_NL__2PRFIN20060131_083839_000000402044_00408_20502_8031.N1	31-JAN-2006 08:38:39	Dark	40.000	46	Del Vel	1.9540	10600.	80	20502	No
146	GOM_NL__2PRFIN20060131_084111_000000392044_00408_20502_8032.N1	31-JAN-2006 08:41:11	Dark	39.000	34	Gam2Vel	1.7930	23000.	78	20502	No
147	GOM_NL__2PRFIN20060131_084316_000000432044_00408_20502_8033.N1	31-JAN-2006 08:43:16	Straylight	42.500	70	Zet Pup	2.2460	39000.	85	20502	No
148	GOM_NL__2PRFIN20060131_084439_000000412044_00408_20502_8034.N1	31-JAN-2006 08:44:39	Straylight	40.500	117	Pi Pup	2.7060	3800.0	81	20502	No
149	GOM_NL__2PRFIN20060131_084705_000000402044_00408_20502_8035.N1	31-JAN-2006 08:47:05	Straylight	40.000	23	21Eps CMa	1.5020	26000.	80	20502	No
150	GOM_NL__2PRFIN20060131_084828_000000382044_00408_20502_8036.N1	31-JAN-2006 08:48:28	Straylight	38.000	179	24Omi2CMa	3.0320	24000.	76	20502	No
151	GOM_NL__2PRFIN20060131_085037_000000492044_00408_20502_8037.N1	31-JAN-2006 08:50:37	Straylight	49.000	1	9Alp CMa	-1.4400	11000.	98	20502	No
152	GOM_NL__2PRFIN20060131_085626_000000472044_00408_20502_8038.N1	31-JAN-2006 08:56:26	Twilight	47.000	8	10Alp CMi	0.40000	6500.0	94	20502	No
153	GOM_NL__2PRFIN20060131_085951_000000362044_00408_20502_8039.N1	31-JAN-2006 08:59:51	Bright	35.500	44	24Gam Gem	1.9280	11000.	71	20502	No
154	GOM_NL__2PRFIN20060131_090141_000000392044_00408_20502_8040.N1	31-JAN-2006 09:01:41	Bright	39.000	151	13Mu Gem	2.8900	3000.0	78	20502	No
155	GOM_NL__2PRFIN20060131_090558_000000352044_00408_20502_8041.N1	31-JAN-2006 09:05:58	Bright	34.500	107	37The Aur	2.6490	11000.	69	20502	No
156	GOM_NL__2PRFIN20060131_090804_000000342044_00408_20502_8042.N1	31-JAN-2006 09:08:04	Bright	34.000	42	34Bet Aur	1.9000	10200.	68	20502	No
157	GOM_NL__2PRFIN20060131_092021_000000352044_00408_20502_8043.N1	31-JAN-2006 09:20:21	Bright	35.000	49	1Alp UMi	1.9900	6300.0	70	20502	No
158	GOM_NL__2PRFIN20060131_093133_000000392044_00408_20502_8044.N1	31-JAN-2006 09:31:33	Bright	38.500	69	33Gam Dra	2.2310	3800.0	77	20502	No
159	GOM_NL__2PRFIN20060131_093456_000000342044_00408_20502_8045.N1	31-JAN-2006 09:34:56	Bright	33.500	5	3Alp Lyr	0.033000	11000.	67	20502	No
160	GOM_NL__2PRFIN20060131_094308_000000372044_00408_20502_8046.N1	31-JAN-2006 09:43:08	Bright	37.000	59	55Alp Oph	2.0800	8900.0	74	20502	No

161	GOM_NL__2PRFIN20060131_094516_000000372044_00408_20502_8047.N1	31-JAN-2006 09:45:16	Bright	36.500	126	60Bet Oph	2.7700	4250.0	73	20502	No
162	GOM_NL__2PRFIN20060131_095143_000000452044_00408_20502_8048.N1	31-JAN-2006 09:51:43	Tw_i_and_stray	45.000	86	35Eta Oph	2.4300	10200.	90	20502	No
163	GOM_NL__2PRFIN20060131_095428_000000412044_00408_20502_8049.N1	31-JAN-2006 09:54:28	Twilight	41.000	167	10Gam2Sgr	2.9840	4500.0	82	20502	No
164	GOM_NL__2PRFIN20060131_095647_000000402044_00408_20502_8050.N1	31-JAN-2006 09:56:47	Dark	39.500	25	35Lam Sco	1.6200	28000.	79	20502	No
165	GOM_NL__2PRFIN20060131_095816_000000392044_00408_20502_8051.N1	31-JAN-2006 09:58:16	Dark	39.000	40	The Sco	1.8590	7100.0	78	20502	No
166	GOM_NL__2PRFIN20060131_100009_000000382044_00408_20502_8052.N1	31-JAN-2006 10:00:09	Dark	38.000	147	Alp Ara	2.8770	26000.	76	20502	No
167	GOM_NL__2PRFIN20060131_100143_000000402044_00408_20502_8053.N1	31-JAN-2006 10:01:43	Dark	40.000	141	Bet Ara	2.8400	4600.0	80	20502	No
168	GOM_NL__2PRFIN20060131_100535_000000382044_00409_20503_8027.N1	31-JAN-2006 10:05:35	Dark	38.000	43	Alp TrA	1.9100	4250.0	76	20503	No
169	GOM_NL__2PRFIN20060131_100659_000000412044_00409_20503_8028.N1	31-JAN-2006 10:06:59	Dark	40.500	4	Alp1Cen	-0.010000	5800.0	81	20503	No
170	GOM_NL__2PRFIN20060131_101135_000000402044_00409_20503_8029.N1	31-JAN-2006 10:11:35	Dark	39.500	12	Alp1Cru	0.77500	30000.	79	20503	No
171	GOM_NL__2PRFIN20060131_101509_000000382044_00409_20503_8030.N1	31-JAN-2006 10:15:09	Dark	37.500	29	Bet Car	1.6720	10200.	75	20503	No
172	GOM_NL__2PRFIN20060131_101730_000000372044_00409_20503_8031.N1	31-JAN-2006 10:17:30	Dark	36.500	71	lot Car	2.2460	7700.0	73	20503	No
173	GOM_NL__2PRFIN20060131_101915_000000442044_00409_20503_8032.N1	31-JAN-2006 10:19:15	Dark	44.000	46	Del Vel	1.9540	10600.	88	20503	No
174	GOM_NL__2PRFIN20060131_102147_000000382044_00409_20503_8033.N1	31-JAN-2006 10:21:47	Dark	37.500	34	Gam2Vel	1.7930	23000.	75	20503	No
175	GOM_NL__2PRFIN20060131_102352_000000402044_00409_20503_8034.N1	31-JAN-2006 10:23:52	Straylight	40.000	70	Zet Pup	2.2460	39000.	80	20503	No
176	GOM_NL__2PRFIN20060131_102515_000000422044_00409_20503_8035.N1	31-JAN-2006 10:25:15	Straylight	41.500	117	Pi Pup	2.7060	3800.0	83	20503	No
177	GOM_NL__2PRFIN20060131_102741_000000432044_00409_20503_8036.N1	31-JAN-2006 10:27:41	Straylight	42.500	23	21Eps CMa	1.5020	26000.	85	20503	No
178	GOM_NL__2PRFIN20060131_102904_000000382044_00409_20503_8037.N1	31-JAN-2006 10:29:04	Straylight	38.000	179	24Omi2CMa	3.0320	24000.	76	20503	No
179	GOM_NL__2PRFIN20060131_103113_000000482044_00409_20503_8038.N1	31-JAN-2006 10:31:13	Straylight	48.000	1	9Alp CMa	-1.4400	11000.	96	20503	No
180	GOM_NL__2PRFIN20060131_103702_000000472044_00409_20503_8039.N1	31-JAN-2006 10:37:02	Tw_i_and_stray	47.000	8	10Alp CMi	0.40000	6500.0	94	20503	No
181	GOM_NL__2PRFIN20060131_104027_000000362044_00409_20503_8040.N1	31-JAN-2006 10:40:27	Bright	36.000	44	24Gam Gem	1.9280	11000.	72	20503	No
182	GOM_NL__2PRFIN20060131_104217_000000392044_00409_20503_8041.N1	31-JAN-2006 10:42:17	Bright	39.000	151	13Mu Gem	2.8900	3000.0	78	20503	No
183	GOM_NL__2PRFIN20060131_104635_000000352044_00409_20503_8042.N1	31-JAN-2006 10:46:35	Bright	34.500	107	37The Aur	2.6490	11000.	69	20503	No
184	GOM_NL__2PRFIN20060131_104840_000000362044_00409_20503_8043.N1	31-JAN-2006 10:48:40	Bright	35.500	42	34Bet Aur	1.9000	10200.	71	20503	No
185	GOM_NL__2PRFIN20060131_110056_000000362044_00409_20503_8044.N1	31-JAN-2006 11:00:56	Bright	36.000	49	1Alp UMi	1.9900	6300.0	72	20503	No
186	GOM_NL__2PRFIN20060131_111208_000000352044_00409_20503_8045.N1	31-JAN-2006 11:12:08	Bright	35.000	69	33Gam Dra	2.2310	3800.0	70	20503	No
187	GOM_NL__2PRFIN20060131_111532_000000372044_00409_20503_8046.N1	31-JAN-2006 11:15:32	Bright	36.500	5	3Alp Lyr	0.033000	11000.	73	20503	No
188	GOM_NL__2PRFIN20060131_112344_000000552044_00409_20503_8047.N1	31-JAN-2006 11:23:44	Bright	55.000	59	55Alp Oph	2.0800	8900.0	110	20503	No
189	GOM_NL__2PRFIN20060131_112552_000000372044_00409_20503_8048.N1	31-JAN-2006 11:25:52	Bright	36.500	126	60Bet Oph	2.7700	4250.0	73	20503	No
190	GOM_NL__2PRFIN20060131_113219_000000432044_00409_20503_8049.N1	31-JAN-2006 11:32:19	Tw_i_and_stray	42.500	86	35Eta Oph	2.4300	10200.	85	20503	No
191	GOM_NL__2PRFIN20060131_113504_000000432044_00409_20503_8050.N1	31-JAN-2006 11:35:04	Twilight	42.500	167	10Gam2Sgr	2.9840	4500.0	85	20503	No
192	GOM_NL__2PRFIN20060131_113723_000000412044_00409_20503_8051.N1	31-JAN-2006 11:37:23	Dark	41.000	25	35Lam Sco	1.6200	28000.	82	20503	No
193	GOM_NL__2PRFIN20060131_113852_000000422044_00409_20503_8052.N1	31-JAN-2006 11:38:52	Dark	41.500	40	The Sco	1.8590	7100.0	83	20503	No
194	GOM_NL__2PRFIN20060131_114045_000000372044_00409_20503_8053.N1	31-JAN-2006 11:40:45	Dark	36.500	147	Alp Ara	2.8770	26000.	73	20503	No
195	GOM_NL__2PRFIN20060131_114219_000000382044_00409_20503_8054.N1	31-JAN-2006 11:42:19	Dark	38.000	141	Bet Ara	2.8400	4600.0	76	20503	No
196	GOM_NL__2PRFIN20060131_114611_000000372044_00410_20504_8048.N1	31-JAN-2006 11:46:11	Dark	36.500	43	Alp TrA	1.9100	4250.0	73	20504	No
197	GOM_NL__2PRFIN20060131_114735_000000412044_00410_20504_8049.N1	31-JAN-2006 11:47:35	Dark	40.500	4	Alp1Cen	-0.010000	5800.0	81	20504	No
198	GOM_NL__2PRFIN20060131_115211_000000412044_00410_20504_8050.N1	31-JAN-2006 11:52:11	Dark	40.500	12	Alp1Cru	0.77500	30000.	81	20504	No
199	GOM_NL__2PRFIN20060131_115545_000000382044_00410_20504_8051.N1	31-JAN-2006 11:55:45	Dark	37.500	29	Bet Car	1.6720	10200.	75	20504	No
200	GOM_NL__2PRFIN20060131_115806_000000402044_00410_20504_8052.N1	31-JAN-2006 11:58:06	Dark	39.500	71	lot Car	2.2460	7700.0	79	20504	No
201	GOM_NL__2PRFIN20060131_115951_000000382044_00410_20504_8053.N1	31-JAN-2006 11:59:51	Dark	37.500	46	Del Vel	1.9540	10600.	75	20504	No
202	GOM_NL__2PRFIN20060131_120223_000000422044_00410_20504_8054.N1	31-JAN-2006 12:02:23	Dark	41.500	34	Gam2Vel	1.7930	23000.	83	20504	No
203	GOM_NL__2PRFIN20060131_120428_000000372044_00410_20504_8055.N1	31-JAN-2006 12:04:28	Straylight	36.500	70	Zet Pup	2.2460	39000.	73	20504	No
204	GOM_NL__2PRFIN20060131_120551_000000422044_00410_20504_8056.N1	31-JAN-2006 12:05:51	Straylight	42.000	117	Pi Pup	2.7060	3800.0	84	20504	No
205	GOM_NL__2PRFIN20060131_120817_000000412044_00410_20504_8057.N1	31-JAN-2006 12:08:17	Straylight	41.000	23	21Eps CMa	1.5020	26000.	82	20504	No
206	GOM_NL__2PRFIN20060131_120940_000000382044_00410_20504_8058.N1	31-JAN-2006 12:09:40	Straylight	38.000	179	24Omi2CMa	3.0320	24000.	76	20504	No
207	GOM_NL__2PRFIN20060131_121149_000000472044_00410_20504_8059.N1	31-JAN-2006 12:11:49	Straylight	47.000	1	9Alp CMa	-1.4400	11000.	94	20504	No
208	GOM_NL__2PRFIN20060131_121738_000000462044_00410_20504_8060.N1	31-JAN-2006 12:17:38	Tw_i_and_stray	45.500	8	10Alp CMi	0.40000	6500.0	91	20504	No
209	GOM_NL__2PRFIN20060131_122103_000000372044_00410_20504_8061.N1	31-JAN-2006 12:21:03	Bright	36.500	44	24Gam Gem	1.9280	11000.	73	20504	No
210	GOM_NL__2PRFIN20060131_122253_000000392044_00410_20504_8062.N1	31-JAN-2006 12:22:53	Bright	38.500	151	13Mu Gem	2.8900	3000.0	77	20504	No
211	GOM_NL__2PRFIN20060131_122711_000000372044_00410_20504_8063.N1	31-JAN-2006 12:27:11	Bright	36.500	107	37The Aur	2.6490	11000.	73	20504	No
212	GOM_NL__2PRFIN20060131_122916_000000362044_00410_20504_8064.N1	31-JAN-2006 12:29:16	Bright	36.000	42	34Bet Aur	1.9000	10200.	72	20504	No
213	GOM_NL__2PRFIN20060131_124132_000000352044_00410_20504_8065.N1	31-JAN-2006 12:41:32	Bright	34.500	49	1Alp UMi	1.9900	6300.0	69	20504	No
214	GOM_NL__2PRFIN20060131_125244_000000382044_00410_20504_8066.N1	31-JAN-2006 12:52:44	Bright	38.000	69	33Gam Dra	2.2310	3800.0	76	20504	No
215	GOM_NL__2PRFIN20060131_125608_000000362044_00410_20504_8067.N1	31-JAN-2006 12:56:08	Bright	36.000	5	3Alp Lyr	0.033000	11000.	72	20504	No
216	GOM_NL__2PRFIN20060131_130248_00000022044_00410_20504_8068.N1	31-JAN-2006 13:02:48	Straylight	2.0000	168	17Zet Aql	2.9860	11000.	4	20504	No
217	GOM_NL__2PRFIN20060131_130420_000000362044_00410_20504_8069.N1	31-JAN-2006 13:04:20	Bright	36.000	59	55Alp Oph	2.0800	8900.0	72	20504	No
218	GOM_NL__2PRFIN20060131_130628_000000362044_00410_20504_8070.N1	31-JAN-2006 13:06:28	Bright	35.500	126	60Bet Oph	2.7700	4250.0	71	20504	No
219	GOM_NL__2PRFIN20060131_131255_000000442044_00410_20504_8071.N1	31-JAN-2006 13:12:55	Tw_i_and_stray	44.000	86	35Eta Oph	2.4300	10200.	88	20504	No

220	GOM_NL__2PRFIN20060131_131540_000000412044_00410_20504_8072.N1	31-JAN-2006 13:15:40	Twilight	40.500	167	10Gam2Sgr	2.9840	4500.0	81	20504	No
221	GOM_NL__2PRFIN20060131_131800_000000372044_00410_20504_8073.N1	31-JAN-2006 13:18:00	Dark	37.000	25	35Lam Sco	1.6200	28000.	74	20504	No
222	GOM_NL__2PRFIN20060131_131928_000000452044_00410_20504_8074.N1	31-JAN-2006 13:19:28	Dark	45.000	40	The Sco	1.8590	7100.0	90	20504	No
223	GOM_NL__2PRFIN20060131_132121_000000362044_00410_20504_8075.N1	31-JAN-2006 13:21:21	Dark	35.500	147	Alp Ara	2.8770	26000.	71	20504	No
224	GOM_NL__2PRFIN20060131_132255_000000402044_00410_20504_8076.N1	31-JAN-2006 13:22:55	Dark	39.500	141	Bet Ara	2.8400	4600.0	79	20504	No
225	GOM_NL__2PRFIN20060131_132648_000000382044_00411_20505_8049.N1	31-JAN-2006 13:26:48	Dark	38.000	43	Alp TrA	1.9100	4250.0	76	20505	No
226	GOM_NL__2PRFIN20060131_132812_000000422044_00411_20505_8050.N1	31-JAN-2006 13:28:12	Dark	41.500	4	Alp1Cen	-0.010000	5800.0	83	20505	No
227	GOM_NL__2PRFIN20060131_133248_000000432044_00411_20505_8051.N1	31-JAN-2006 13:32:48	Dark	42.500	12	Alp1Cru	0.77500	30000.	85	20505	No
228	GOM_NL__2PRFIN20060131_133621_000000372044_00411_20505_8052.N1	31-JAN-2006 13:36:21	Dark	36.500	29	Bet Car	1.6720	10200.	73	20505	No
229	GOM_NL__2PRFIN20060131_133842_000000442044_00411_20505_8053.N1	31-JAN-2006 13:38:42	Dark	43.500	71	lot Car	2.2460	7700.0	87	20505	No
230	GOM_NL__2PRFIN20060131_134027_000000382044_00411_20505_8054.N1	31-JAN-2006 13:40:27	Dark	37.500	46	Del Vel	1.9540	10600.	75	20505	No
231	GOM_NL__2PRFIN20060131_134259_000000392044_00411_20505_8055.N1	31-JAN-2006 13:42:59	Dark	39.000	34	Gam2Vel	1.7930	23000.	78	20505	No
232	GOM_NL__2PRFIN20060131_134504_000000422044_00411_20505_8056.N1	31-JAN-2006 13:45:04	Straylight	41.500	70	Zet Pup	2.2460	39000.	83	20505	No
233	GOM_NL__2PRFIN20060131_134627_000000442044_00411_20505_8057.N1	31-JAN-2006 13:46:27	Straylight	44.000	117	Pi Pup	2.7060	3800.0	88	20505	No
234	GOM_NL__2PRFIN20060131_134854_000000432044_00411_20505_8058.N1	31-JAN-2006 13:48:54	Straylight	42.500	23	21Eps CMa	1.5020	26000.	85	20505	No
235	GOM_NL__2PRFIN20060131_135016_000000392044_00411_20505_8059.N1	31-JAN-2006 13:50:16	Straylight	39.000	179	24Omi2CMa	3.0320	24000.	78	20505	No
236	GOM_NL__2PRFIN20060131_135225_000000432044_00411_20505_8060.N1	31-JAN-2006 13:52:25	Straylight	42.500	1	9Alp CMa	-1.4400	11000.	85	20505	No
237	GOM_NL__2PRFIN20060131_135814_000000482044_00411_20505_8061.N1	31-JAN-2006 13:58:14	Twilight	47.500	8	10Alp CMi	0.40000	6500.0	95	20505	No
238	GOM_NL__2PRFIN20060131_140139_000000382044_00411_20505_8062.N1	31-JAN-2006 14:01:39	Bright	37.500	44	24Gam Gem	1.9280	11000.	75	20505	No
239	GOM_NL__2PRFIN20060131_140329_000000392044_00411_20505_8063.N1	31-JAN-2006 14:03:29	Bright	39.000	151	13Mu Gem	2.8900	3000.0	78	20505	No
240	GOM_NL__2PRFIN20060131_140747_000000352044_00411_20505_8064.N1	31-JAN-2006 14:07:47	Bright	34.500	107	37The Aur	2.6490	11000.	69	20505	No
241	GOM_NL__2PRFIN20060131_140952_000000352044_00411_20505_8065.N1	31-JAN-2006 14:09:52	Bright	35.000	42	34Bet Aur	1.9000	10200.	70	20505	No
242	GOM_NL__2PRFIN20060131_142208_000000332044_00411_20505_8066.N1	31-JAN-2006 14:22:08	Bright	33.000	49	1Alp UMi	1.9900	6300.0	66	20505	No
243	GOM_NL__2PRFIN20060131_143320_000000382044_00411_20505_8067.N1	31-JAN-2006 14:33:20	Bright	37.500	69	33Gam Dra	2.2310	3800.0	75	20505	No
244	GOM_NL__2PRFIN20060131_143645_000000342044_00411_20505_8068.N1	31-JAN-2006 14:36:45	Bright	34.000	5	3Alp Lyr	0.033000	11000.	68	20505	No
245	GOM_NL__2PRFIN20060131_144324_000000022044_00411_20505_8069.N1	31-JAN-2006 14:43:24	Straylight	2.0000	168	17Zet Aql	2.9860	11000.	4	20505	No
246	GOM_NL__2PRFIN20060131_144456_000000362044_00411_20505_8070.N1	31-JAN-2006 14:44:56	Bright	36.000	59	55Alp Oph	2.0800	8900.0	72	20505	No
247	GOM_NL__2PRFIN20060131_144704_000000542044_00411_20505_8071.N1	31-JAN-2006 14:47:04	Bright	54.000	126	60Bet Oph	2.7700	4250.0	108	20505	No
248	GOM_NL__2PRFIN20060131_145332_000000442044_00411_20505_8072.N1	31-JAN-2006 14:53:32	Twilight	43.500	86	35Eta Oph	2.4300	10200.	87	20505	No
249	GOM_NL__2PRFIN20060131_145616_000000412044_00411_20505_8073.N1	31-JAN-2006 14:56:16	Twilight	40.500	167	10Gam2Sgr	2.9840	4500.0	81	20505	No
250	GOM_NL__2PRFIN20060131_145836_000000432044_00411_20505_8074.N1	31-JAN-2006 14:58:36	Dark	43.000	25	35Lam Sco	1.6200	28000.	86	20505	No
251	GOM_NL__2PRFIN20060131_150004_000000382044_00411_20505_8075.N1	31-JAN-2006 15:00:04	Dark	37.500	40	The Sco	1.8590	7100.0	75	20505	No
252	GOM_NL__2PRFIN20060131_150158_000000372044_00411_20505_8076.N1	31-JAN-2006 15:01:58	Dark	37.000	147	Alp Ara	2.8770	26000.	74	20505	No
253	GOM_NL__2PRFIN20060131_150331_000000382044_00411_20505_8077.N1	31-JAN-2006 15:03:31	Dark	37.500	141	Bet Ara	2.8400	4600.0	75	20505	No
254	GOM_NL__2PRFIN20060131_150724_000000462044_00412_20506_8050.N1	31-JAN-2006 15:07:24	Dark	45.500	43	Alp TrA	1.9100	4250.0	91	20506	No
255	GOM_NL__2PRFIN20060131_150848_000000422044_00412_20506_8051.N1	31-JAN-2006 15:08:48	Dark	42.000	4	Alp1Cen	-0.010000	5800.0	84	20506	No
256	GOM_NL__2PRFIN20060131_151324_000000412044_00412_20506_8052.N1	31-JAN-2006 15:13:24	Dark	40.500	12	Alp1Cru	0.77500	30000.	81	20506	No
257	GOM_NL__2PRFIN20060131_151658_000000452044_00412_20506_8053.N1	31-JAN-2006 15:16:58	Dark	45.000	29	Bet Car	1.6720	10200.	90	20506	No
258	GOM_NL__2PRFIN20060131_151919_000000442044_00412_20506_8054.N1	31-JAN-2006 15:19:19	Dark	44.000	71	lot Car	2.2460	7700.0	88	20506	No
259	GOM_NL__2PRFIN20060131_152104_000000382044_00412_20506_8055.N1	31-JAN-2006 15:21:04	Dark	37.500	46	Del Vel	1.9540	10600.	75	20506	No
260	GOM_NL__2PRFIN20060131_152335_000000402044_00412_20506_8056.N1	31-JAN-2006 15:23:35	Dark	40.000	34	Gam2Vel	1.7930	23000.	80	20506	No
261	GOM_NL__2PRFIN20060131_152541_000000382044_00412_20506_8057.N1	31-JAN-2006 15:25:41	Straylight	37.500	70	Zet Pup	2.2460	39000.	75	20506	No
262	GOM_NL__2PRFIN20060131_152703_000000442044_00412_20506_8058.N1	31-JAN-2006 15:27:03	Straylight	43.500	117	Pi Pup	2.7060	3800.0	87	20506	No
263	GOM_NL__2PRFIN20060131_152930_000000392044_00412_20506_8059.N1	31-JAN-2006 15:29:30	Straylight	38.500	23	21Eps CMa	1.5020	26000.	77	20506	No
264	GOM_NL__2PRFIN20060131_153052_000000372044_00412_20506_8060.N1	31-JAN-2006 15:30:52	Straylight	36.500	179	24Omi2CMa	3.0320	24000.	73	20506	No
265	GOM_NL__2PRFIN20060131_153302_000000432044_00412_20506_8061.N1	31-JAN-2006 15:33:02	Straylight	43.000	1	9Alp CMa	-1.4400	11000.	86	20506	No
266	GOM_NL__2PRFIN20060131_153849_000000512044_00412_20506_8062.N1	31-JAN-2006 15:38:49	Twilight	51.000	8	10Alp CMi	0.40000	6500.0	102	20506	No
267	GOM_NL__2PRFIN20060131_154215_000000362044_00412_20506_8063.N1	31-JAN-2006 15:42:15	Bright	35.500	44	24Gam Gem	1.9280	11000.	71	20506	No
268	GOM_NL__2PRFIN20060131_154405_000000382044_00412_20506_8064.N1	31-JAN-2006 15:44:05	Bright	38.000	151	13Mu Gem	2.8900	3000.0	76	20506	No
269	GOM_NL__2PRFIN20060131_154823_000000362044_00412_20506_8065.N1	31-JAN-2006 15:48:23	Bright	35.500	107	37The Aur	2.6490	11000.	71	20506	No
270	GOM_NL__2PRFIN20060131_155028_000000362044_00412_20506_8066.N1	31-JAN-2006 15:50:28	Bright	35.500	42	34Bet Aur	1.9000	10200.	71	20506	No
271	GOM_NL__2PRFIN20060131_160244_000000352044_00412_20506_8067.N1	31-JAN-2006 16:02:44	Bright	35.000	49	1Alp UMi	1.9900	6300.0	70	20506	No
272	GOM_NL__2PRFIN20060131_161356_000000352044_00412_20506_8068.N1	31-JAN-2006 16:13:56	Bright	34.500	69	33Gam Dra	2.2310	3800.0	69	20506	No
273	GOM_NL__2PRFIN20060131_161721_000000362044_00412_20506_8069.N1	31-JAN-2006 16:17:21	Bright	35.500	5	3Alp Lyr	0.033000	11000.	71	20506	No
274	GOM_NL__2PRFIN20060131_162400_000000262044_00412_20506_8070.N1	31-JAN-2006 16:24:00	Bright	26.000	168	17Zet Aql	2.9860	11000.	52	20506	No
275	GOM_NL__2PRFIN20060131_162533_000000382044_00412_20506_8071.N1	31-JAN-2006 16:25:33	Bright	38.000	59	55Alp Oph	2.0800	8900.0	76	20506	No
276	GOM_NL__2PRFIN20060131_162740_000000382044_00412_20506_8072.N1	31-JAN-2006 16:27:40	Bright	37.500	126	60Bet Oph	2.7700	4250.0	75	20506	No
277	GOM_NL__2PRFIN20060131_163408_000000462044_00412_20506_8073.N1	31-JAN-2006 16:34:08	Twilight	45.500	86	35Eta Oph	2.4300	10200.	91	20506	No
278	GOM_NL__2PRFIN20060131_163652_000000422044_00412_20506_8074.N1	31-JAN-2006 16:36:52	Twilight	42.000	167	10Gam2Sgr	2.9840	4500.0	84	20506	No

279	GOM_NL_2PRFIN20060131_163912_000000422044_00412_20506_8075.N1	31-JAN-2006 16:39:12	Dark	41.500	25	35Lam Sco	1.6200	28000.	83	20506	No
280	GOM_NL_2PRFIN20060131_164041_000000412044_00412_20506_8076.N1	31-JAN-2006 16:40:41	Dark	41.000	40	The Sco	1.8590	7100.0	82	20506	No
281	GOM_NL_2PRFIN20060131_164234_000000372044_00412_20506_8077.N1	31-JAN-2006 16:42:34	Dark	37.000	147	Alp Ara	2.8770	26000.	74	20506	No
282	GOM_NL_2PRFIN20060131_164408_000000432044_00412_20506_8078.N1	31-JAN-2006 16:44:08	Dark	42.500	141	Bet Ara	2.8400	4600.0	85	20506	No
283	GOM_NL_2PRFIN20060131_164800_000000482044_00413_20507_8052.N1	31-JAN-2006 16:48:00	Dark	48.000	43	Alp TrA	1.9100	4250.0	96	20507	No
284	GOM_NL_2PRFIN20060131_164925_000000552044_00413_20507_8053.N1	31-JAN-2006 16:49:25	Dark	54.500	4	Alp1Cen	-0.010000	5800.0	109	20507	No
285	GOM_NL_2PRFIN20060131_165401_000000402044_00413_20507_8054.N1	31-JAN-2006 16:54:01	Dark	39.500	12	Alp1Cru	0.77500	30000.	79	20507	No
286	GOM_NL_2PRFIN20060131_165734_000000372044_00413_20507_8055.N1	31-JAN-2006 16:57:34	Dark	37.000	29	Bet Car	1.6720	10200.	74	20507	No
287	GOM_NL_2PRFIN20060131_165955_000000432044_00413_20507_8056.N1	31-JAN-2006 16:59:55	Dark	43.000	71	lot Car	2.2460	7700.0	86	20507	No
288	GOM_NL_2PRFIN20060131_170140_000000392044_00413_20507_8057.N1	31-JAN-2006 17:01:40	Dark	39.000	46	Del Vel	1.9540	10600.	78	20507	No
289	GOM_NL_2PRFIN20060131_170412_000000412044_00413_20507_8058.N1	31-JAN-2006 17:04:12	Dark	41.000	34	Gam2Vel	1.7930	23000.	82	20507	No
290	GOM_NL_2PRFIN20060131_170617_000000402044_00413_20507_8059.N1	31-JAN-2006 17:06:17	Straylight	40.000	70	Zet Pup	2.2460	39000.	80	20507	No
291	GOM_NL_2PRFIN20060131_170740_000000432044_00413_20507_8060.N1	31-JAN-2006 17:07:40	Straylight	42.500	117	Pi Pup	2.7060	3800.0	85	20507	No
292	GOM_NL_2PRFIN20060131_171006_000000392044_00413_20507_8061.N1	31-JAN-2006 17:10:06	Straylight	39.000	23	21Eps CMa	1.5020	26000.	78	20507	No
293	GOM_NL_2PRFIN20060131_171129_000000382044_00413_20507_8062.N1	31-JAN-2006 17:11:29	Straylight	38.000	179	24Omi2CMa	3.0320	24000.	76	20507	No
294	GOM_NL_2PRFIN20060131_171338_000000522044_00413_20507_8063.N1	31-JAN-2006 17:13:38	Straylight	52.000	1	9Alp CMa	-1.4400	11000.	104	20507	No
295	GOM_NL_2PRFIN20060131_171925_000000482044_00413_20507_8064.N1	31-JAN-2006 17:19:25	Tw_i_and_stray	47.500	8	10Alp CMi	0.40000	6500.0	95	20507	No
296	GOM_NL_2PRFIN20060131_172251_000000392044_00413_20507_8065.N1	31-JAN-2006 17:22:51	Bright	38.500	44	24Gam Gem	1.9280	11000.	77	20507	No
297	GOM_NL_2PRFIN20060131_172441_000000392044_00413_20507_8066.N1	31-JAN-2006 17:24:41	Bright	38.500	151	13Mu Gem	2.8900	3000.0	77	20507	No
298	GOM_NL_2PRFIN20060131_172859_000000352044_00413_20507_8067.N1	31-JAN-2006 17:28:59	Bright	34.500	107	37The Aur	2.6490	11000.	69	20507	No
299	GOM_NL_2PRFIN20060131_173105_000000362044_00413_20507_8068.N1	31-JAN-2006 17:31:05	Bright	35.500	42	34Bet Aur	1.9000	10200.	71	20507	No
300	GOM_NL_2PRFIN20060131_174320_000000372044_00413_20507_8069.N1	31-JAN-2006 17:43:20	Bright	36.500	49	1Alp UMi	1.9900	6300.0	73	20507	No
301	GOM_NL_2PRFIN20060131_175432_000000342044_00413_20507_8070.N1	31-JAN-2006 17:54:32	Bright	34.000	69	33Gam Dra	2.2310	3800.0	68	20507	No
302	GOM_NL_2PRFIN20060131_175757_000000352044_00413_20507_8071.N1	31-JAN-2006 17:57:57	Bright	34.500	5	3Alp Lyr	0.033000	11000.	69	20507	No
303	GOM_NL_2PRFIN20060131_180437_000000262044_00413_20507_8072.N1	31-JAN-2006 18:04:37	Bright	26.000	168	17Zet Aql	2.9860	11000.	52	20507	No
304	GOM_NL_2PRFIN20060131_180609_000000422044_00413_20507_8073.N1	31-JAN-2006 18:06:09	Bright	42.000	59	55Alp Oph	2.0800	8900.0	84	20507	No
305	GOM_NL_2PRFIN20060131_180817_000000382044_00413_20507_8074.N1	31-JAN-2006 18:08:17	Bright	37.500	126	60Bet Oph	2.7700	4250.0	75	20507	No
306	GOM_NL_2PRFIN20060131_181445_000000422044_00413_20507_8075.N1	31-JAN-2006 18:14:45	Tw_i_and_stray	42.000	86	35Eta Oph	2.4300	10200.	84	20507	No
307	GOM_NL_2PRFIN20060131_181728_000000402044_00413_20507_8076.N1	31-JAN-2006 18:17:28	Twilight	40.000	167	10Gam2Sgr	2.9840	4500.0	80	20507	No
308	GOM_NL_2PRFIN20060131_181949_000000392044_00413_20507_8077.N1	31-JAN-2006 18:19:49	Dark	39.000	25	35Lam Sco	1.6200	28000.	78	20507	No
309	GOM_NL_2PRFIN20060131_182117_000000392044_00413_20507_8078.N1	31-JAN-2006 18:21:17	Dark	38.500	40	The Sco	1.8590	7100.0	77	20507	No
310	GOM_NL_2PRFIN20060131_182310_000000372044_00413_20507_8079.N1	31-JAN-2006 18:23:10	Dark	37.000	147	Alp Ara	2.8770	26000.	74	20507	No
311	GOM_NL_2PRFIN20060131_182444_000000372044_00413_20507_8080.N1	31-JAN-2006 18:24:44	Dark	36.500	141	Bet Ara	2.8400	4600.0	73	20507	No
312	GOM_NL_2PRFIN20060131_182836_000000482044_00414_20508_8052.N1	31-JAN-2006 18:28:36	Dark	47.500	43	Alp TrA	1.9100	4250.0	95	20508	No
313	GOM_NL_2PRFIN20060131_183002_000000462044_00414_20508_8053.N1	31-JAN-2006 18:30:02	Dark	46.000	4	Alp1Cen	-0.010000	5800.0	92	20508	No
314	GOM_NL_2PRFIN20060131_183437_000000412044_00414_20508_8054.N1	31-JAN-2006 18:34:37	Dark	40.500	12	Alp1Cru	0.77500	30000.	81	20508	No
315	GOM_NL_2PRFIN20060131_183810_000000372044_00414_20508_8055.N1	31-JAN-2006 18:38:10	Dark	37.000	29	Bet Car	1.6720	10200.	74	20508	No
316	GOM_NL_2PRFIN20060131_184031_000000402044_00414_20508_8056.N1	31-JAN-2006 18:40:31	Dark	39.500	71	lot Car	2.2460	7700.0	79	20508	No
317	GOM_NL_2PRFIN20060131_184216_000000382044_00414_20508_8057.N1	31-JAN-2006 18:42:16	Dark	37.500	46	Del Vel	1.9540	10600.	75	20508	No
318	GOM_NL_2PRFIN20060131_184448_000000402044_00414_20508_8058.N1	31-JAN-2006 18:44:48	Dark	40.000	34	Gam2Vel	1.7930	23000.	80	20508	No
319	GOM_NL_2PRFIN20060131_184653_000000412044_00414_20508_8059.N1	31-JAN-2006 18:46:53	Straylight	40.500	70	Zet Pup	2.2460	39000.	81	20508	No
320	GOM_NL_2PRFIN20060131_184816_000000452044_00414_20508_8060.N1	31-JAN-2006 18:48:16	Straylight	45.000	117	Pi Pup	2.7060	3800.0	90	20508	No
321	GOM_NL_2PRFIN20060131_185042_000000412044_00414_20508_8061.N1	31-JAN-2006 18:50:42	Straylight	41.000	23	21Eps CMa	1.5020	26000.	82	20508	No
322	GOM_NL_2PRFIN20060131_185205_000000362044_00414_20508_8062.N1	31-JAN-2006 18:52:05	Straylight	36.000	179	24Omi2CMa	3.0320	24000.	72	20508	No
323	GOM_NL_2PRFIN20060131_185414_000000492044_00414_20508_8063.N1	31-JAN-2006 18:54:14	Straylight	48.500	1	9Alp CMa	-1.4400	11000.	97	20508	No
324	GOM_NL_2PRFIN20060131_190002_000000532044_00414_20508_8064.N1	31-JAN-2006 19:00:02	Tw_i_and_stray	52.500	8	10Alp CMi	0.40000	6500.0	105	20508	No
325	GOM_NL_2PRFIN20060131_190328_000000372044_00414_20508_8065.N1	31-JAN-2006 19:03:28	Bright	37.000	44	24Gam Gem	1.9280	11000.	74	20508	No
326	GOM_NL_2PRFIN20060131_190518_000000392044_00414_20508_8066.N1	31-JAN-2006 19:05:18	Bright	39.000	151	13Mu Gem	2.8900	3000.0	78	20508	No
327	GOM_NL_2PRFIN20060131_190936_000000352044_00414_20508_8067.N1	31-JAN-2006 19:09:36	Bright	35.000	107	37The Aur	2.6490	11000.	70	20508	No
328	GOM_NL_2PRFIN20060131_191141_000000342044_00414_20508_8068.N1	31-JAN-2006 19:11:41	Bright	33.500	42	34Bet Aur	1.9000	10200.	67	20508	No
329	GOM_NL_2PRFIN20060131_192356_000000352044_00414_20508_8069.N1	31-JAN-2006 19:23:56	Bright	35.000	49	1Alp UMi	1.9900	6300.0	70	20508	No
330	GOM_NL_2PRFIN20060131_193508_000000382044_00414_20508_8070.N1	31-JAN-2006 19:35:08	Bright	37.500	69	33Gam Dra	2.2310	3800.0	75	20508	No
331	GOM_NL_2PRFIN20060131_193833_000000342044_00414_20508_8071.N1	31-JAN-2006 19:38:33	Bright	33.500	5	3Alp Lyr	0.033000	11000.	67	20508	No
332	GOM_NL_2PRFIN20060131_194513_000000342044_00414_20508_8072.N1	31-JAN-2006 19:45:13	Bright	33.500	168	17Zet Aql	2.9860	11000.	67	20508	No
333	GOM_NL_2PRFIN20060131_194645_000000272044_00414_20508_8073.N1	31-JAN-2006 19:46:45	Bright	27.000	59	55Alp Oph	2.0800	8900.0	54	20508	No
334	GOM_NL_2PRFIN20060131_194853_000000372044_00414_20508_8074.N1	31-JAN-2006 19:48:53	Bright	36.500	126	60Bet Oph	2.7700	4250.0	73	20508	No
335	GOM_NL_2PRFIN20060131_195521_000000422044_00414_20508_8075.N1	31-JAN-2006 19:55:21	Tw_i_and_stray	41.500	86	35Eta Oph	2.4300	10200.	83	20508	No
336	GOM_NL_2PRFIN20060131_195805_000000412044_00414_20508_8076.N1	31-JAN-2006 19:58:05	Twilight	40.500	167	10Gam2Sgr	2.9840	4500.0	81	20508	No
337	GOM_NL_2PRFIN20060131_200025_000000402044_00414_20508_8077.N1	31-JAN-2006 20:00:25	Dark	40.000	25	35Lam Sco	1.6200	28000.	80	20508	No

338	GOM_NL__2PRFIN20060131_200153_000000402044_00414_20508_8078.N1	31-JAN-2006 20:01:53	Dark	40.000	40	The Sco	1.8590	7100.0	80	20508	No
339	GOM_NL__2PRFIN20060131_200346_000000362044_00414_20508_8079.N1	31-JAN-2006 20:03:46	Dark	36.000	147	Alp Ara	2.8770	26000.	72	20508	No
340	GOM_NL__2PRFIN20060131_200520_000000382044_00414_20508_8080.N1	31-JAN-2006 20:05:20	Dark	37.500	141	Bet Ara	2.8400	4600.0	75	20508	No
341	GOM_NL__2PRFIN20060131_200912_000000402044_00415_20509_8053.N1	31-JAN-2006 20:09:12	Dark	39.500	43	Alp TrA	1.9100	4250.0	79	20509	No
342	GOM_NL__2PRFIN20060131_201038_000000422044_00415_20509_8054.N1	31-JAN-2006 20:10:38	Dark	41.500	4	Alp1Cen	-0.010000	5800.0	83	20509	No
343	GOM_NL__2PRFIN20060131_201514_000000412044_00415_20509_8055.N1	31-JAN-2006 20:15:14	Dark	40.500	12	Alp1Cru	0.77500	30000.	81	20509	No
344	GOM_NL__2PRFIN20060131_201846_000000442044_00415_20509_8056.N1	31-JAN-2006 20:18:46	Dark	43.500	29	Bet Car	1.6720	10200.	87	20509	No
345	GOM_NL__2PRFIN20060131_202108_000000392044_00415_20509_8057.N1	31-JAN-2006 20:21:08	Dark	38.500	71	lot Car	2.2460	7700.0	77	20509	No
346	GOM_NL__2PRFIN20060131_202252_000000372044_00415_20509_8058.N1	31-JAN-2006 20:22:52	Dark	36.500	46	Del Vel	1.9540	10600.	73	20509	No
347	GOM_NL__2PRFIN20060131_202524_000000412044_00415_20509_8059.N1	31-JAN-2006 20:25:24	Dark	40.500	34	Gam2Vel	1.7930	23000.	81	20509	No
348	GOM_NL__2PRFIN20060131_202729_000000382044_00415_20509_8060.N1	31-JAN-2006 20:27:29	Straylight	37.500	70	Zet Pup	2.2460	39000.	75	20509	No
349	GOM_NL__2PRFIN20060131_202852_000000382044_00415_20509_8061.N1	31-JAN-2006 20:28:52	Straylight	38.000	117	Pi Pup	2.7060	3800.0	76	20509	No
350	GOM_NL__2PRFIN20060131_203118_000000392044_00415_20509_8062.N1	31-JAN-2006 20:31:18	Straylight	38.500	23	21Eps CMa	1.5020	26000.	77	20509	No
351	GOM_NL__2PRFIN20060131_203241_000000372044_00415_20509_8063.N1	31-JAN-2006 20:32:41	Straylight	37.000	179	24Omi2CMa	3.0320	24000.	74	20509	No
352	GOM_NL__2PRFIN20060131_203450_000000442044_00415_20509_8064.N1	31-JAN-2006 20:34:50	Straylight	43.500	1	9Alp CMa	-1.4400	11000.	87	20509	No
353	GOM_NL__2PRFIN20060131_204037_000000502044_00415_20509_8065.N1	31-JAN-2006 20:40:37	Twilight	49.500	8	10Alp CMI	0.40000	6500.0	99	20509	No
354	GOM_NL__2PRFIN20060131_204404_000000382044_00415_20509_8066.N1	31-JAN-2006 20:44:04	Bright	38.000	44	24Gam Gem	1.9280	11000.	76	20509	No
355	GOM_NL__2PRFIN20060131_204554_000000382044_00415_20509_8067.N1	31-JAN-2006 20:45:54	Bright	37.500	151	13Mu Gem	2.8900	3000.0	75	20509	No
356	GOM_NL__2PRFIN20060131_205012_000000362044_00415_20509_8068.N1	31-JAN-2006 20:50:12	Bright	36.000	107	37The Aur	2.6490	11000.	72	20509	No
357	GOM_NL__2PRFIN20060131_205217_000000372044_00415_20509_8069.N1	31-JAN-2006 20:52:17	Bright	36.500	42	34Bet Aur	1.9000	10200.	73	20509	No
358	GOM_NL__2PRFIN20060131_210432_000000362044_00415_20509_8070.N1	31-JAN-2006 21:04:32	Bright	36.000	49	1Alp UMi	1.9900	6300.0	72	20509	No
359	GOM_NL__2PRFIN20060131_211544_000000372044_00415_20509_8071.N1	31-JAN-2006 21:15:44	Bright	36.500	69	33Gam Dra	2.2310	3800.0	73	20509	No
360	GOM_NL__2PRFIN20060131_211909_000000382044_00415_20509_8072.N1	31-JAN-2006 21:19:09	Bright	37.500	5	3Alp Lyr	0.033000	11000.	75	20509	No
361	GOM_NL__2PRFIN20060131_212549_000000512044_00415_20509_8073.N1	31-JAN-2006 21:25:49	Bright	51.000	168	17Zet Aql	2.9860	11000.	102	20509	No
362	GOM_NL__2PRFIN20060131_212721_000000272044_00415_20509_8074.N1	31-JAN-2006 21:27:21	Bright	27.000	59	55Alp Oph	2.0800	8900.0	54	20509	No
363	GOM_NL__2PRFIN20060131_212929_000000532044_00415_20509_8075.N1	31-JAN-2006 21:29:29	Bright	53.000	126	60Bet Oph	2.7700	4250.0	106	20509	No
364	GOM_NL__2PRFIN20060131_213558_000000432044_00415_20509_8076.N1	31-JAN-2006 21:35:58	Twilight	43.000	86	35Eta Oph	2.4300	10200.	86	20509	No
365	GOM_NL__2PRFIN20060131_213841_000000402044_00415_20509_8077.N1	31-JAN-2006 21:38:41	Twilight	39.500	167	10Gam2Sgr	2.9840	4500.0	79	20509	No
366	GOM_NL__2PRFIN20060131_214101_000000402044_00415_20509_8078.N1	31-JAN-2006 21:41:01	Dark	39.500	25	35Lam Sco	1.6200	28000.	79	20509	No
367	GOM_NL__2PRFIN20060131_214229_000000472044_00415_20509_8079.N1	31-JAN-2006 21:42:29	Dark	47.000	40	The Sco	1.8590	7100.0	94	20509	No
368	GOM_NL__2PRFIN20060131_214423_000000392044_00415_20509_8080.N1	31-JAN-2006 21:44:23	Dark	38.500	147	Alp Ara	2.8770	26000.	77	20509	No
369	GOM_NL__2PRFIN20060131_214556_000000462044_00415_20509_8081.N1	31-JAN-2006 21:45:56	Dark	45.500	141	Bet Ara	2.8400	4600.0	91	20509	No
370	GOM_NL__2PRFIN20060131_214948_000000382044_00416_20510_8053.N1	31-JAN-2006 21:49:48	Dark	38.000	43	Alp TrA	1.9100	4250.0	76	20510	No
371	GOM_NL__2PRFIN20060131_215114_000000442044_00416_20510_8054.N1	31-JAN-2006 21:51:14	Dark	43.500	4	Alp1Cen	-0.010000	5800.0	87	20510	No
372	GOM_NL__2PRFIN20060131_215550_000000402044_00416_20510_8055.N1	31-JAN-2006 21:55:50	Dark	40.000	12	Alp1Cru	0.77500	30000.	80	20510	No
373	GOM_NL__2PRFIN20060131_215922_000000382044_00416_20510_8056.N1	31-JAN-2006 21:59:22	Dark	38.000	29	Bet Car	1.6720	10200.	76	20510	No
374	GOM_NL__2PRFIN20060131_220144_000000382044_00416_20510_8057.N1	31-JAN-2006 22:01:44	Dark	37.500	71	lot Car	2.2460	7700.0	75	20510	No
375	GOM_NL__2PRFIN20060131_220329_000000372044_00416_20510_8058.N1	31-JAN-2006 22:03:29	Dark	36.500	46	Del Vel	1.9540	10600.	73	20510	No
376	GOM_NL__2PRFIN20060131_220600_000000392044_00416_20510_8059.N1	31-JAN-2006 22:06:00	Dark	38.500	34	Gam2Vel	1.7930	23000.	77	20510	No
377	GOM_NL__2PRFIN20060131_220805_000000382044_00416_20510_8060.N1	31-JAN-2006 22:08:05	Straylight	38.000	70	Zet Pup	2.2460	39000.	76	20510	No
378	GOM_NL__2PRFIN20060131_220928_000000392044_00416_20510_8061.N1	31-JAN-2006 22:09:28	Straylight	39.000	117	Pi Pup	2.7060	3800.0	78	20510	No
379	GOM_NL__2PRFIN20060131_221154_000000402044_00416_20510_8062.N1	31-JAN-2006 22:11:54	Straylight	39.500	23	21Eps CMa	1.5020	26000.	79	20510	No
380	GOM_NL__2PRFIN20060131_221317_000000372044_00416_20510_8063.N1	31-JAN-2006 22:13:17	Straylight	36.500	179	24Omi2CMa	3.0320	24000.	73	20510	No
381	GOM_NL__2PRFIN20060131_221526_000000462044_00416_20510_8064.N1	31-JAN-2006 22:15:26	Straylight	45.500	1	9Alp CMa	-1.4400	11000.	91	20510	No
382	GOM_NL__2PRFIN20060131_222113_000000482044_00416_20510_8065.N1	31-JAN-2006 22:21:13	Twilight	48.000	8	10Alp CMI	0.40000	6500.0	96	20510	No
383	GOM_NL__2PRFIN20060131_222440_000000372044_00416_20510_8066.N1	31-JAN-2006 22:24:40	Bright	36.500	44	24Gam Gem	1.9280	11000.	73	20510	No
384	GOM_NL__2PRFIN20060131_222630_000000382044_00416_20510_8067.N1	31-JAN-2006 22:26:30	Bright	37.500	151	13Mu Gem	2.8900	3000.0	75	20510	No
385	GOM_NL__2PRFIN20060131_223048_000000352044_00416_20510_8068.N1	31-JAN-2006 22:30:48	Bright	34.500	107	37The Aur	2.6490	11000.	69	20510	No
386	GOM_NL__2PRFIN20060131_223253_000000352044_00416_20510_8069.N1	31-JAN-2006 22:32:53	Bright	35.000	42	34Bet Aur	1.9000	10200.	70	20510	No
387	GOM_NL__2PRFIN20060131_224508_000000362044_00416_20510_8070.N1	31-JAN-2006 22:45:08	Bright	36.000	49	1Alp UMi	1.9900	6300.0	72	20510	No
388	GOM_NL__2PRFIN20060131_225620_000000362044_00416_20510_8071.N1	31-JAN-2006 22:56:20	Bright	35.500	69	33Gam Dra	2.2310	3800.0	71	20510	No
389	GOM_NL__2PRFIN20060131_225945_000000342044_00416_20510_8072.N1	31-JAN-2006 22:59:45	Bright	33.500	5	3Alp Lyr	0.033000	11000.	67	20510	No
390	GOM_NL__2PRFIN20060131_230625_000000332044_00416_20510_8073.N1	31-JAN-2006 23:06:25	Bright	33.000	168	17Zet Aql	2.9860	11000.	66	20510	No
391	GOM_NL__2PRFIN20060131_230757_000000032044_00416_20510_8074.N1	31-JAN-2006 23:07:57	Straylight	3.0000	59	55Alp Oph	2.0800	8900.0	6	20510	No
392	GOM_NL__2PRFIN20060131_231005_000000542044_00416_20510_8075.N1	31-JAN-2006 23:10:05	Bright	54.000	126	60Bet Oph	2.7700	4250.0	108	20510	No
393	GOM_NL__2PRFIN20060131_231634_000000412044_00416_20510_8076.N1	31-JAN-2006 23:16:34	Twilight	41.000	86	35Eta Oph	2.4300	10200.	82	20510	No
394	GOM_NL__2PRFIN20060131_231917_000000422044_00416_20510_8077.N1	31-JAN-2006 23:19:17	Twilight	41.500	167	10Gam2Sgr	2.9840	4500.0	83	20510	No
395	GOM_NL__2PRFIN20060131_232137_000000432044_00416_20510_8078.N1	31-JAN-2006 23:21:37	Dark	42.500	25	35Lam Sco	1.6200	28000.	85	20510	No
396	GOM_NL__2PRFIN20060131_232306_000000422044_00416_20510_8079.N1	31-JAN-2006 23:23:06	Dark	42.000	40	The Sco	1.8590	7100.0	84	20510	No

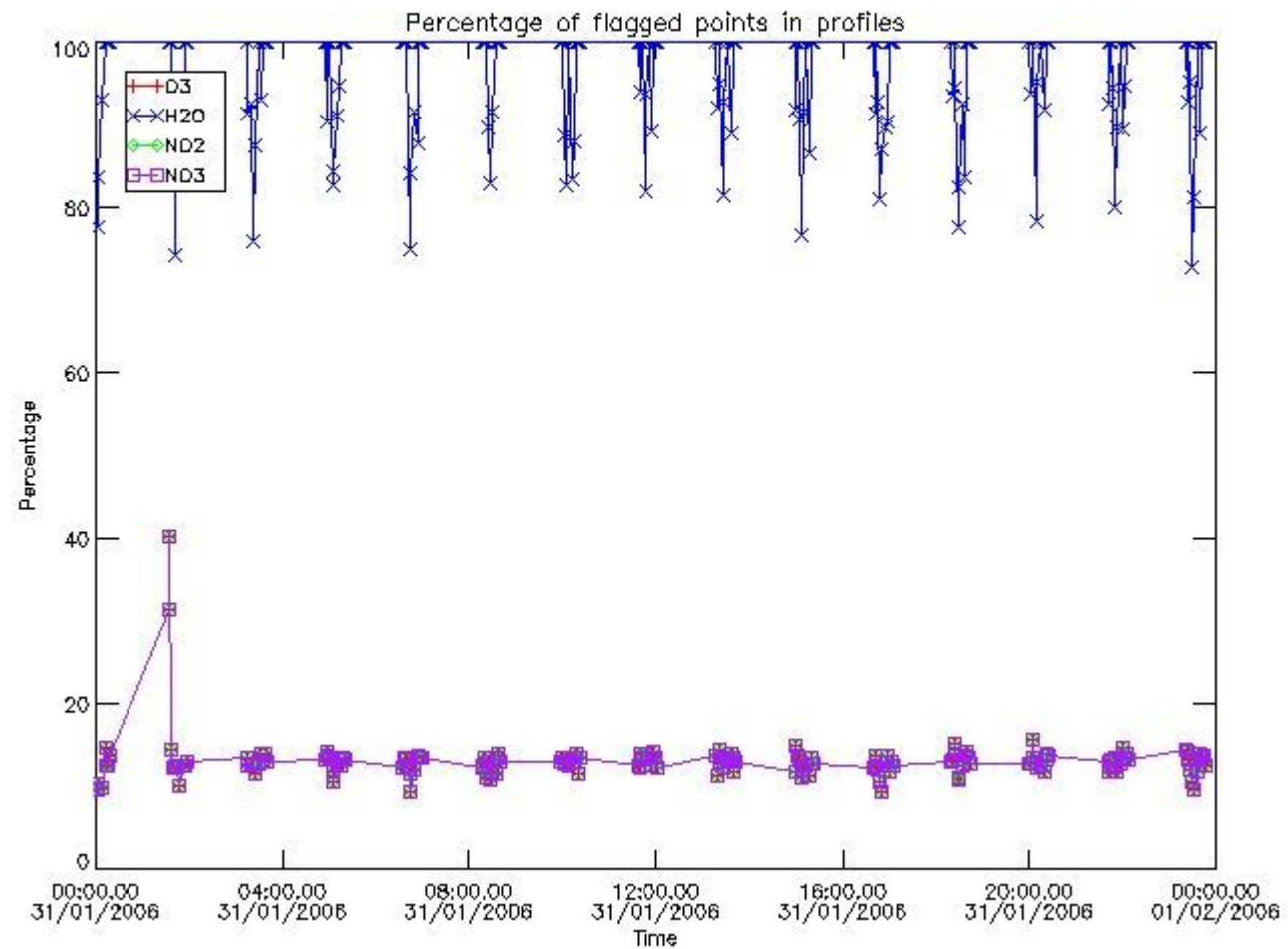


397	GOM_NL__2PRFIN20060131_232459_000000362044_00416_20510_8080.N1	31-JAN-2006 23:24:59	Dark	36.000	147	Alp Ara	2.8770	26000.	72	20510	No
398	GOM_NL__2PRFIN20060131_232632_000000422044_00416_20510_8081.N1	31-JAN-2006 23:26:32	Dark	42.000	141	Bet Ara	2.8400	4600.0	84	20510	No
399	GOM_NL__2PRFIN20060131_233024_000000482044_00417_20511_8054.N1	31-JAN-2006 23:30:24	Dark	48.000	43	Alp TrA	1.9100	4250.0	96	20511	No
400	GOM_NL__2PRFIN20060131_233151_000000542044_00417_20511_8055.N1	31-JAN-2006 23:31:51	Dark	53.500	4	Alp1Cen	-0.010000	5800.0	107	20511	No
401	GOM_NL__2PRFIN20060131_233627_000000442044_00417_20511_8056.N1	31-JAN-2006 23:36:27	Dark	43.500	12	Alp1Cru	0.77500	30000.	87	20511	No
402	GOM_NL__2PRFIN20060131_233958_000000372044_00417_20511_8057.N1	31-JAN-2006 23:39:58	Dark	36.500	29	Bet Car	1.6720	10200.	73	20511	No
403	GOM_NL__2PRFIN20060131_234220_000000382044_00417_20511_8058.N1	31-JAN-2006 23:42:20	Dark	38.000	71	lot Car	2.2460	7700.0	76	20511	No
404	GOM_NL__2PRFIN20060131_234405_000000412044_00417_20511_8059.N1	31-JAN-2006 23:44:05	Dark	41.000	46	Del Vel	1.9540	10600.	82	20511	No
405	GOM_NL__2PRFIN20060131_234636_000000412044_00417_20511_8060.N1	31-JAN-2006 23:46:36	Dark	41.000	34	Gam2Vel	1.7930	23000.	82	20511	No
406	GOM_NL__2PRFIN20060131_234842_000000412044_00417_20511_8061.N1	31-JAN-2006 23:48:42	Straylight	40.500	70	Zet Pup	2.2460	39000.	81	20511	No
407	GOM_NL__2PRFIN20060131_235004_000000452044_00417_20511_8062.N1	31-JAN-2006 23:50:04	Straylight	44.500	117	Pi Pup	2.7060	3800.0	89	20511	No
408	GOM_NL__2PRFIN20060131_235230_000000432044_00417_20511_8063.N1	31-JAN-2006 23:52:30	Straylight	42.500	23	21Eps CMa	1.5020	26000.	85	20511	No
409	GOM_NL__2PRFIN20060131_235353_000000392044_00417_20511_8064.N1	31-JAN-2006 23:53:53	Straylight	38.500	179	24Omi2CMa	3.0320	24000.	77	20511	No
410	GOM_NL__2PRFIN20060131_235602_000000432044_00417_20511_8065.N1	31-JAN-2006 23:56:02	Straylight	42.500	1	9Alp CMa	-1.4400	11000.	85	20511	No

### 3. Quality information per product

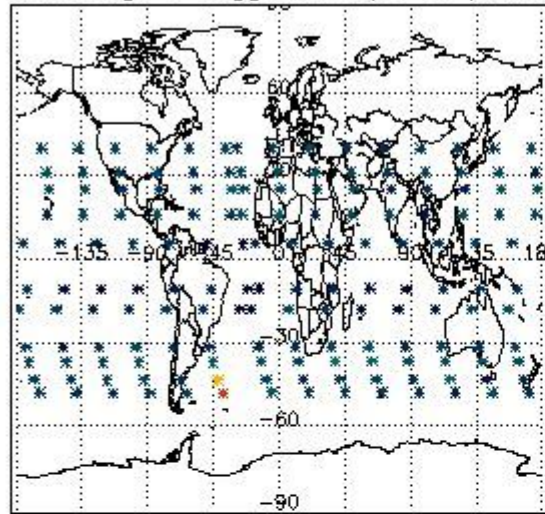
In this section it is plotted some information contained in the Quality Summary data set of the level 2 products. Only products in dark limb conditions and without errors (error flag in the MPH set to "0") are used.

#### 3.1 Plot quality information per product (time dependant)

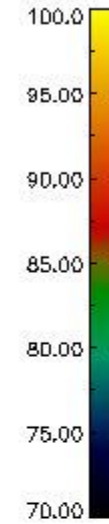
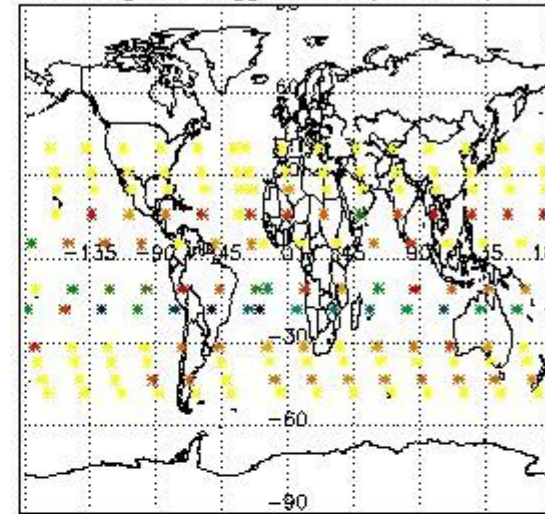


#### 3.2 Plot quality information per product (world map)

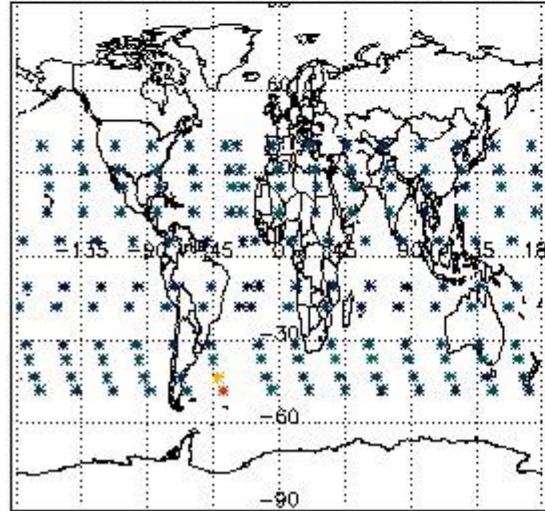
Percentage of flagged data per O3 profile



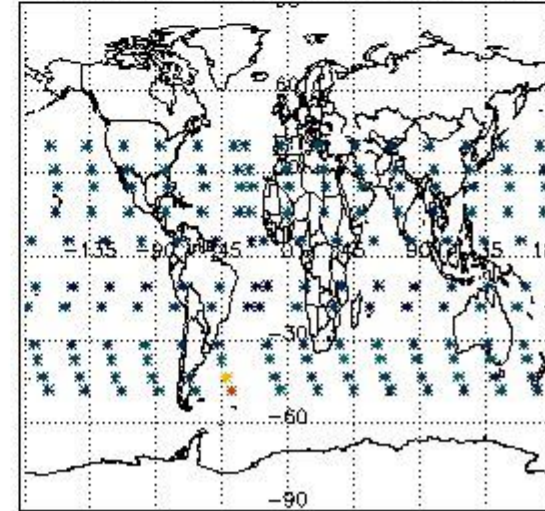
Percentage of flagged data per H2O profile



Percentage of flagged data per NO2 profile



Percentage of flagged data per NO3 profile

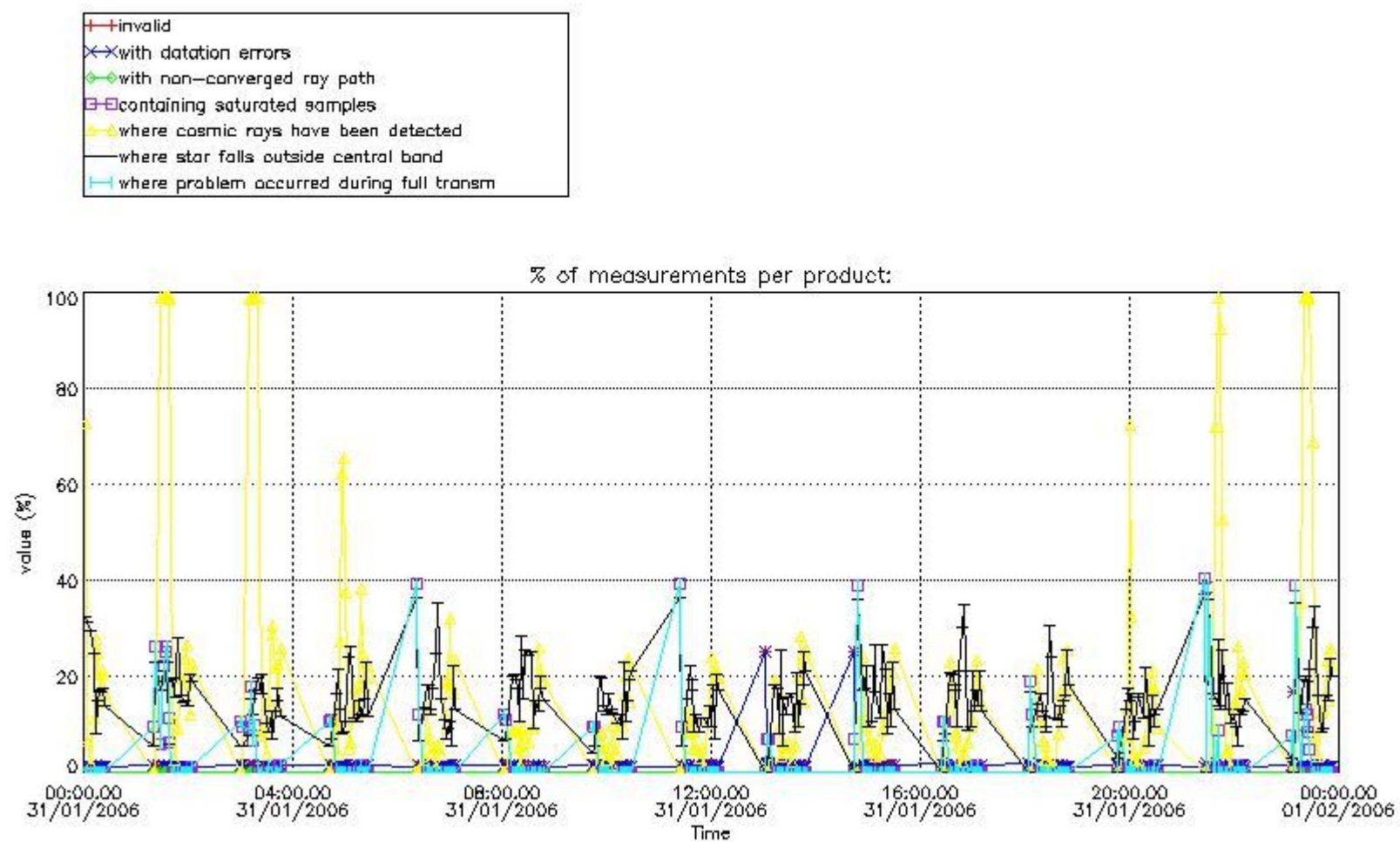


#### 4. Level 1 quality information per product

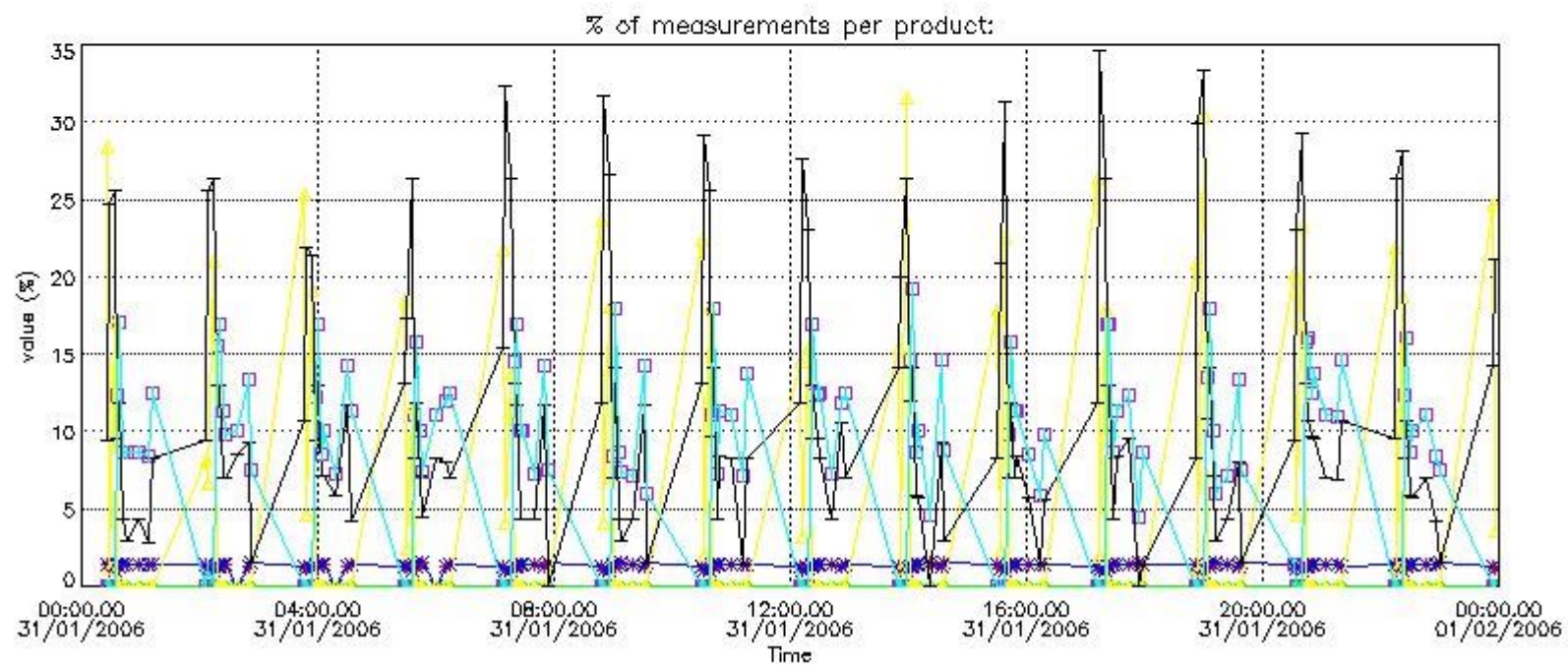
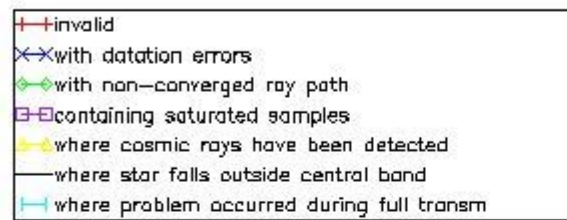
In this section it is plotted some information contained in the Quality Summary data set of the level 2 products that comes from the level 1b processing. Products without errors (error flag in the MPH set to "0") are used.

##### 4.1 Plot quality information per product (time dependant) coming from level 1b processing

###### 4.1.1 Plot level 1 quality information per product (time dependant): ENVISAT ASCENDING passes

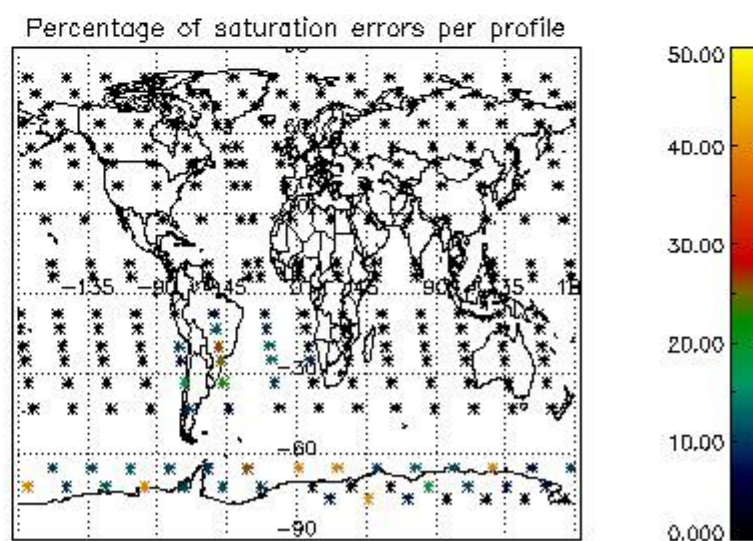
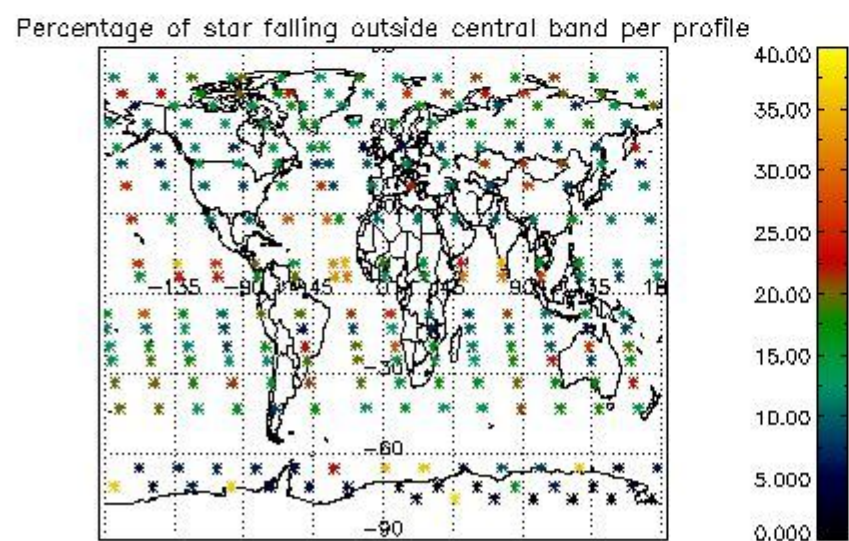
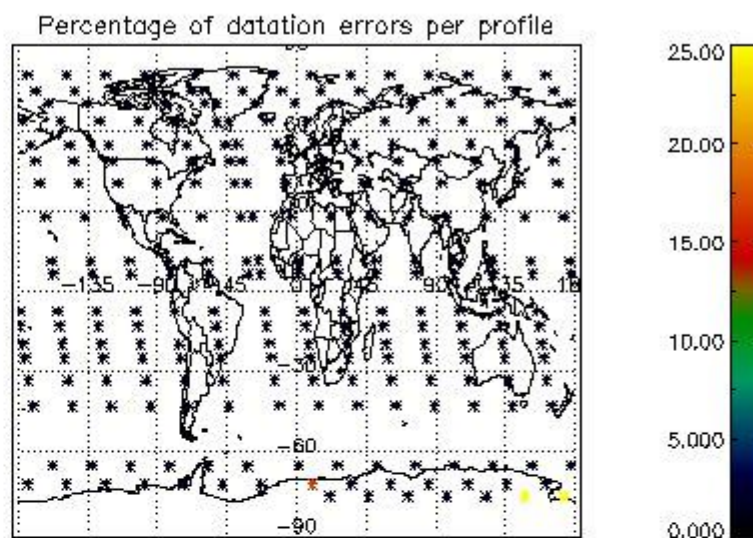
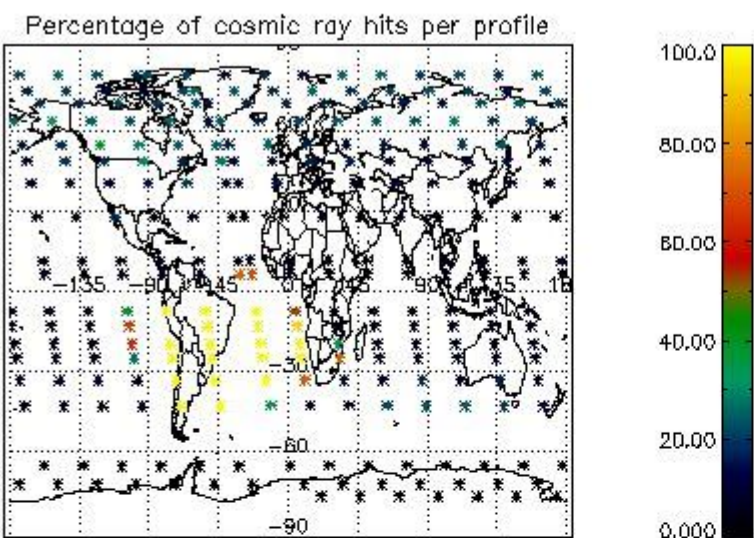


4.1.2 Plot level 1 quality information per product (time dependant): ENVI SAT DESCENDING passes



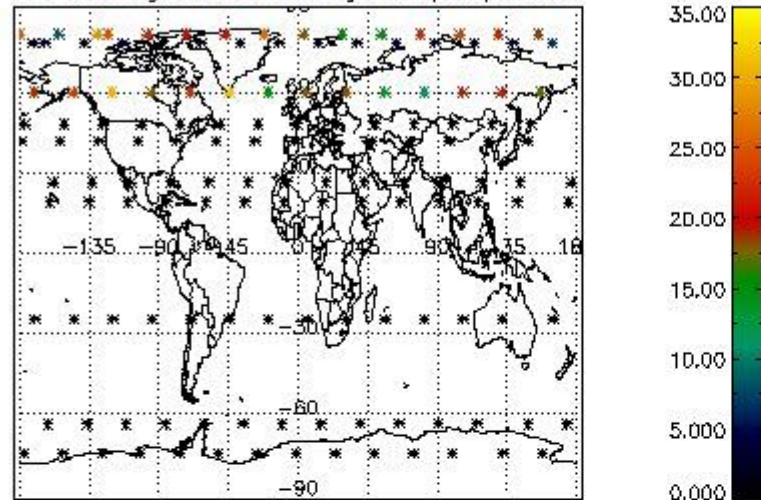
*4.2 Plot quality information per product coming from level 1b processing (world map)*

*4.2.1 Plot level 1 quality information per product (world map): ENVISAT ASCENDING passes*

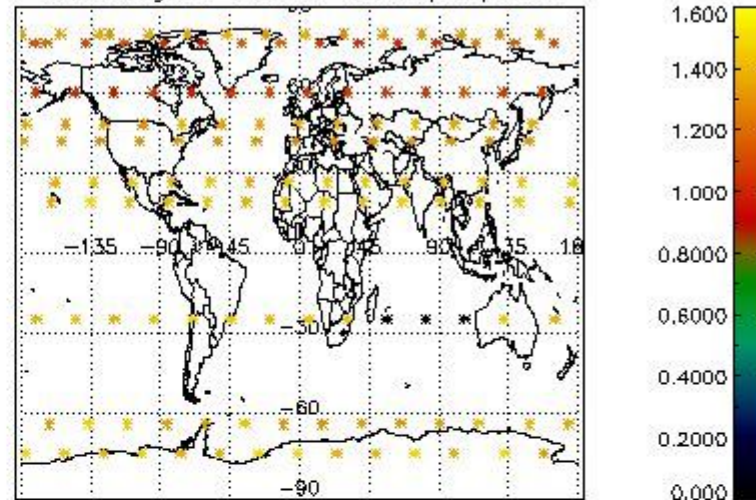


4.2.2 Plot level 1 quality information per product (world map): ENVISAT DESCENDING passes

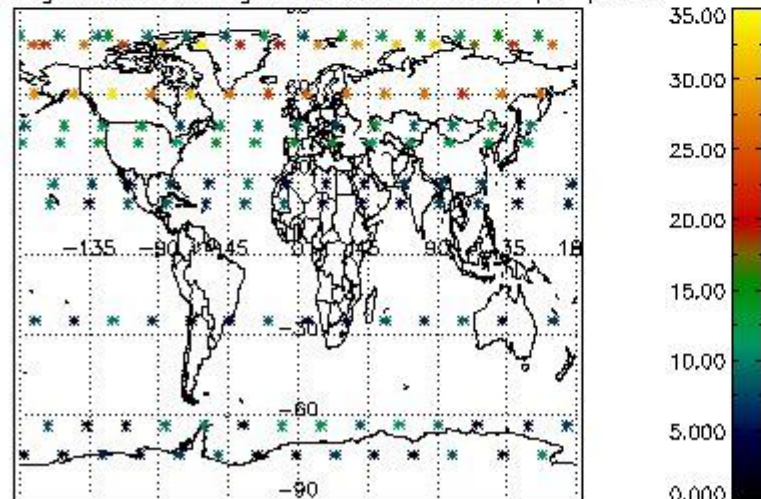
Percentage of cosmic ray hits per profile



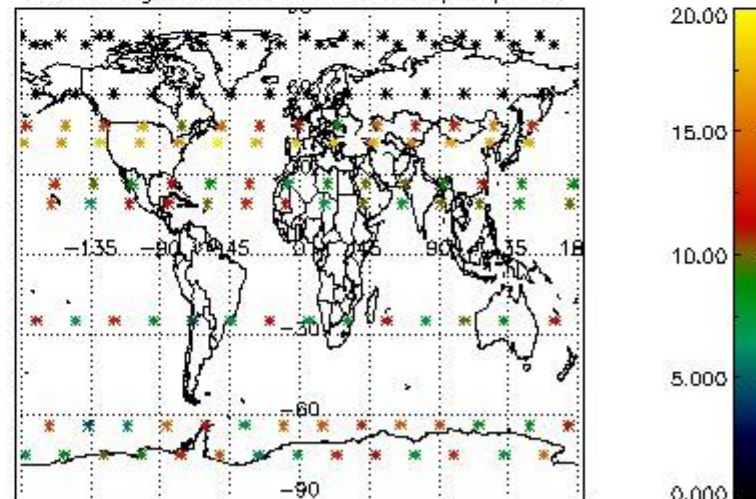
Percentage of datation errors per profile



Percentage of star falling outside central band per profile



Percentage of saturation errors per profile



## 5. Trace gas profiles

### 5.1 Ozone statistics based on quality of products

The final quality of the products can be "measured" using the STD (Standard Deviation) attached to every point profile. This information is written to the parameter GOM\_NL\_\_2P/NL\_LOCAL\_SPECIES\_DENSITY/o3\_std of the level 2 products. The table below shows the statistics for given STD ranges.

The statistics are given with respect to the overall valid production:

- Products without fatal errors: GOM\_NL\_\_2P/MPH/PRODUCT\_ERR=0
- Valid point profile: GOM\_NL\_\_2P/NL\_LOCAL\_SPECIES\_DENSITY/pcd(0)=0

The 'Criteria' is applied to valid points of dark limb products:

- Products in dark limb illumination condition: GOM\_NL\_\_2P/NL\_SUMMARY\_QUALITY/obs\_ill\_cond=0
- Products without fatal errors: GOM\_NL\_\_2P/MPH/PRODUCT\_ERR=0
- Valid point profile: GOM\_NL\_\_2P/NL\_LOCAL\_SPECIES\_DENSITY/pcd(0)=0

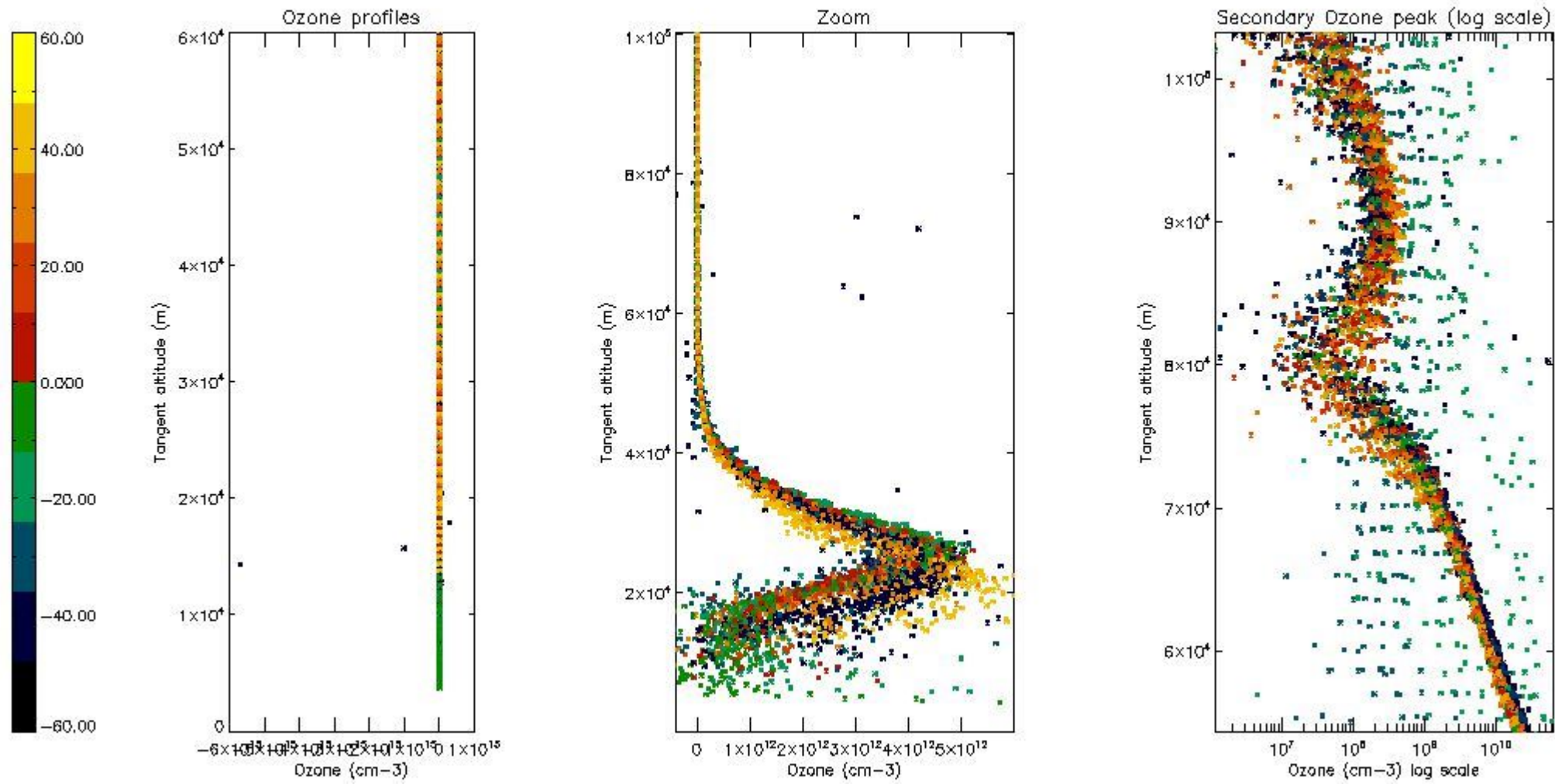
So, the table below shows the percentage of dark limb and valid observations for each criteria with respect to the overall valid daily observations.

Criteria	% of total production
All STD	41
STD < 20	23

STD < 10	19
STD < 5	12

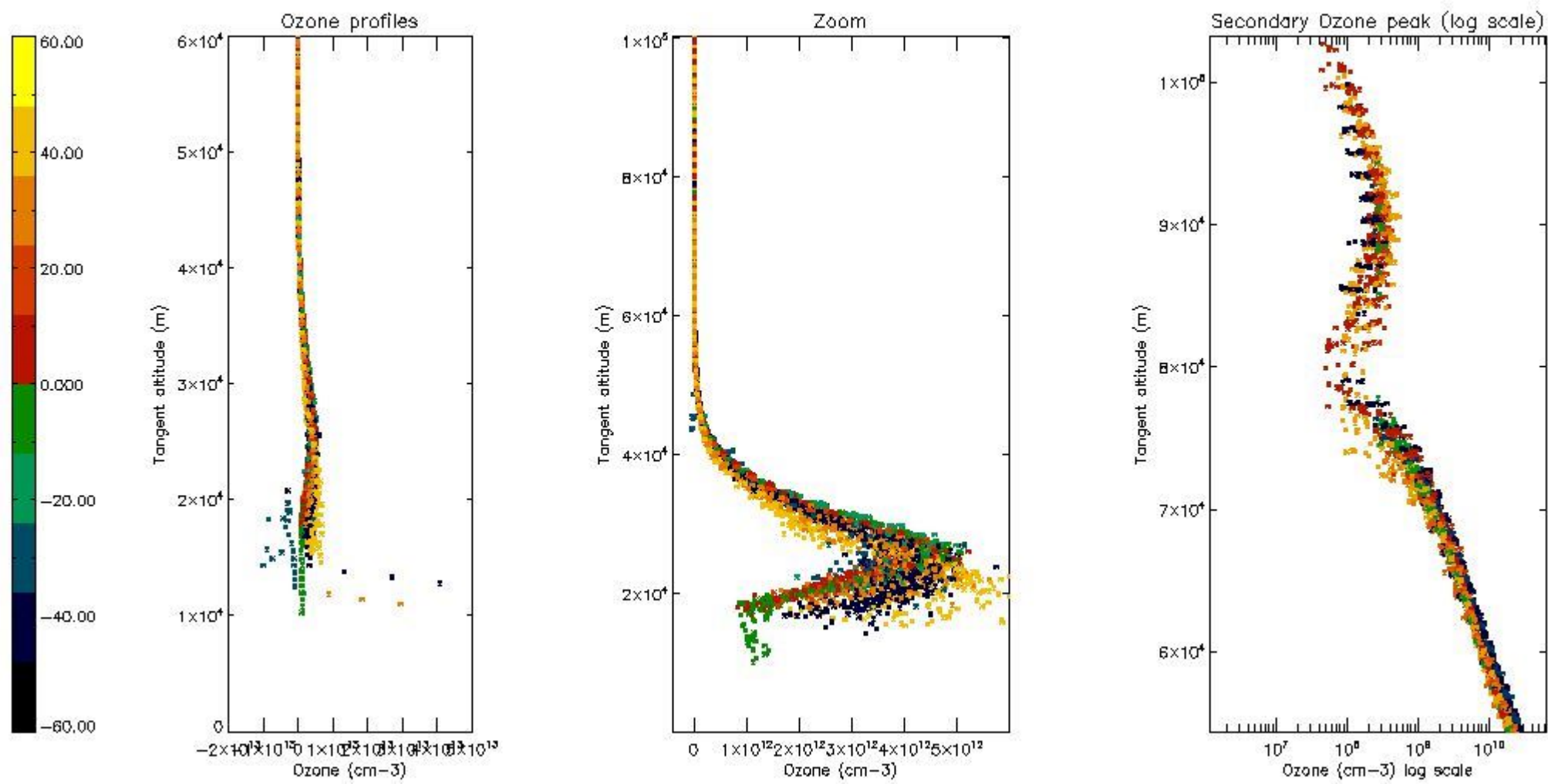
5.2 Plot ozone profiles for all STD (dark without errors)

The colorbar represents the latitude.



5.3 Plot ozone profiles where STD < 20% (dark without errors)

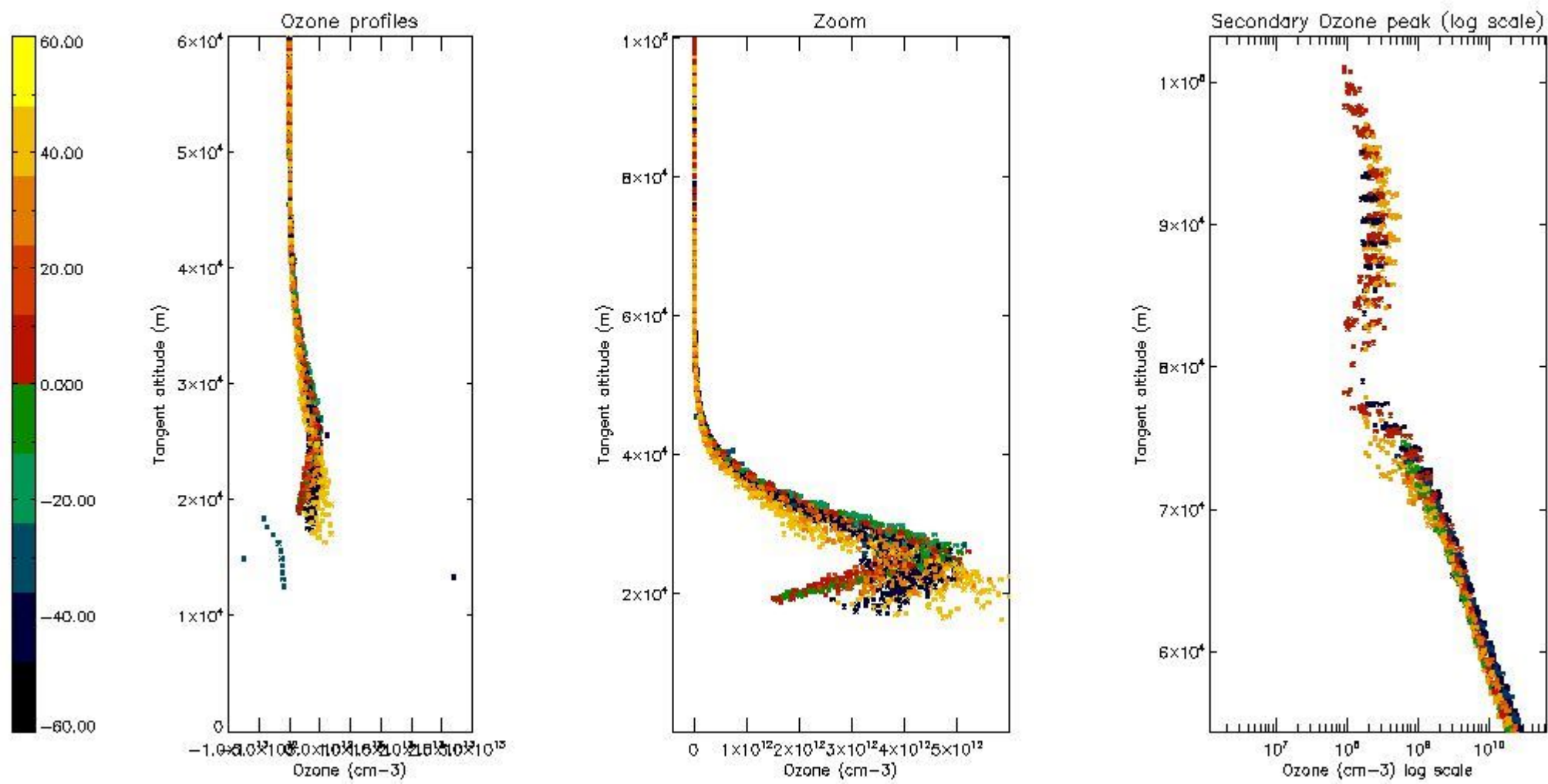
The colorbar represents the latitude.



*5.4 Plot ozone profiles where STD < 10% (dark without errors)*

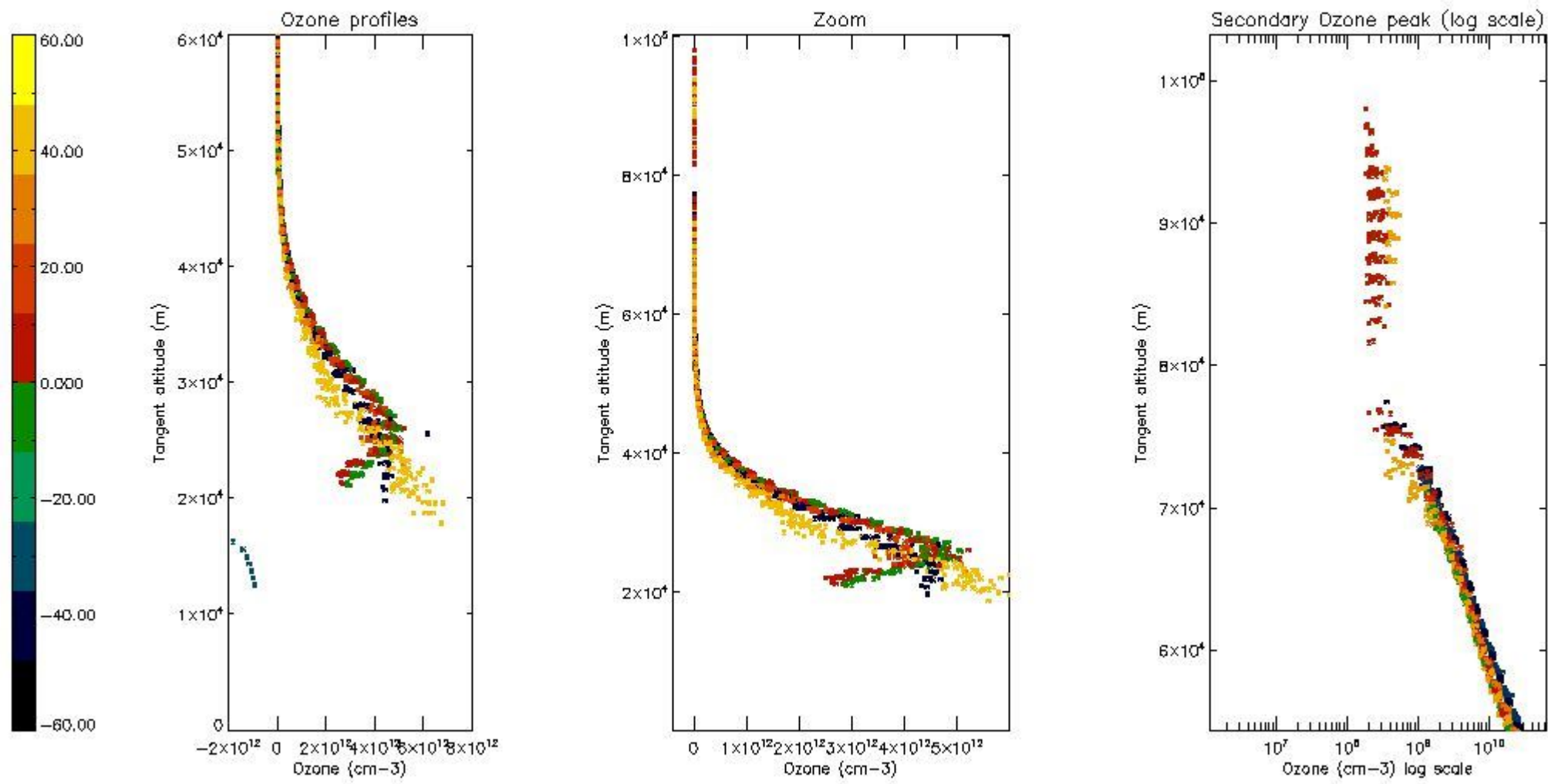
The colorbar represents the latitude.





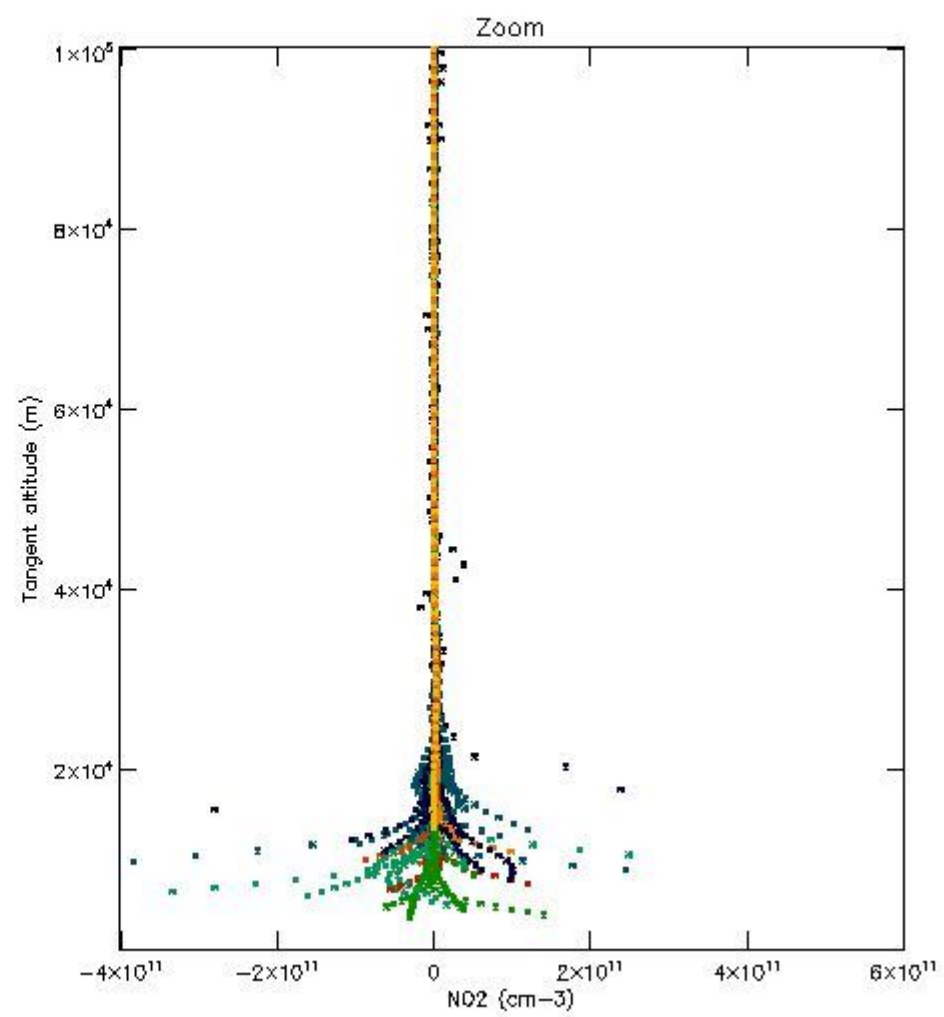
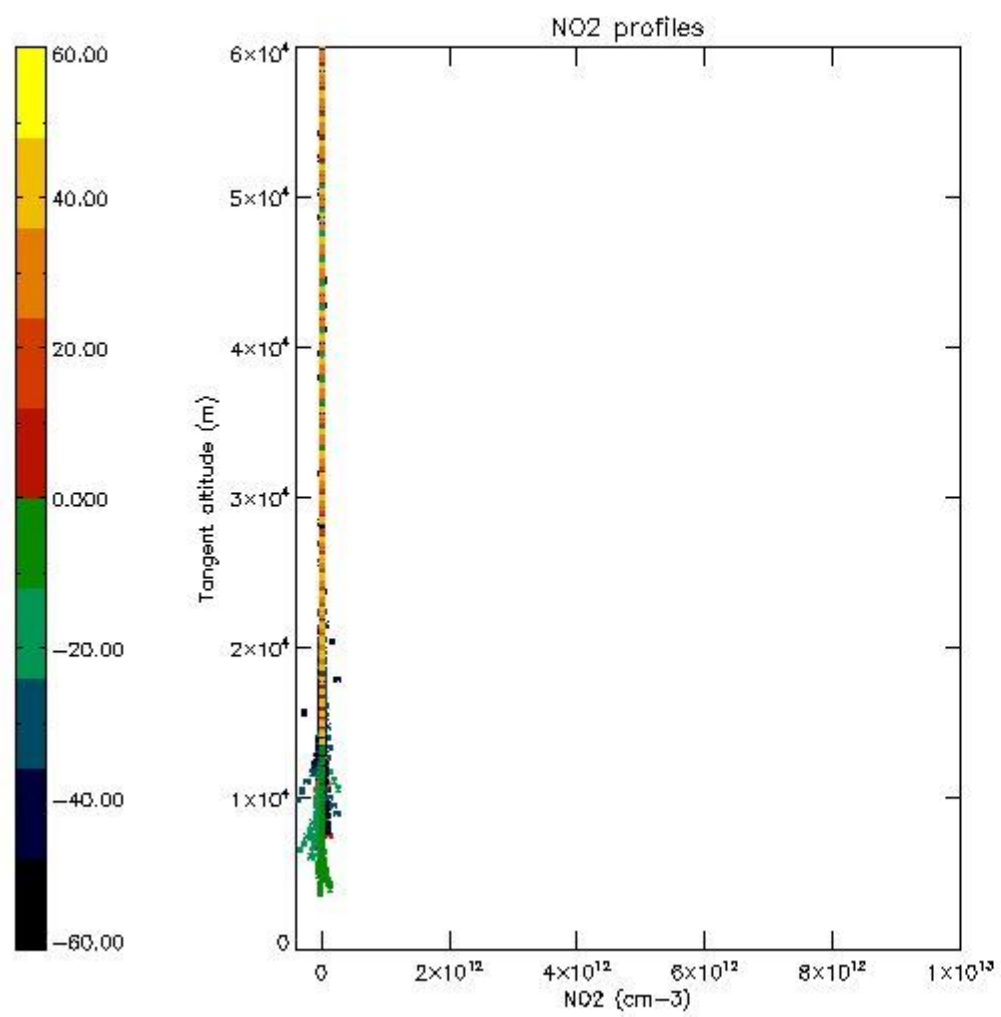
*5.5 Plot ozone profiles where STD < 5% (dark without errors)*

The colorbar represents the latitude.



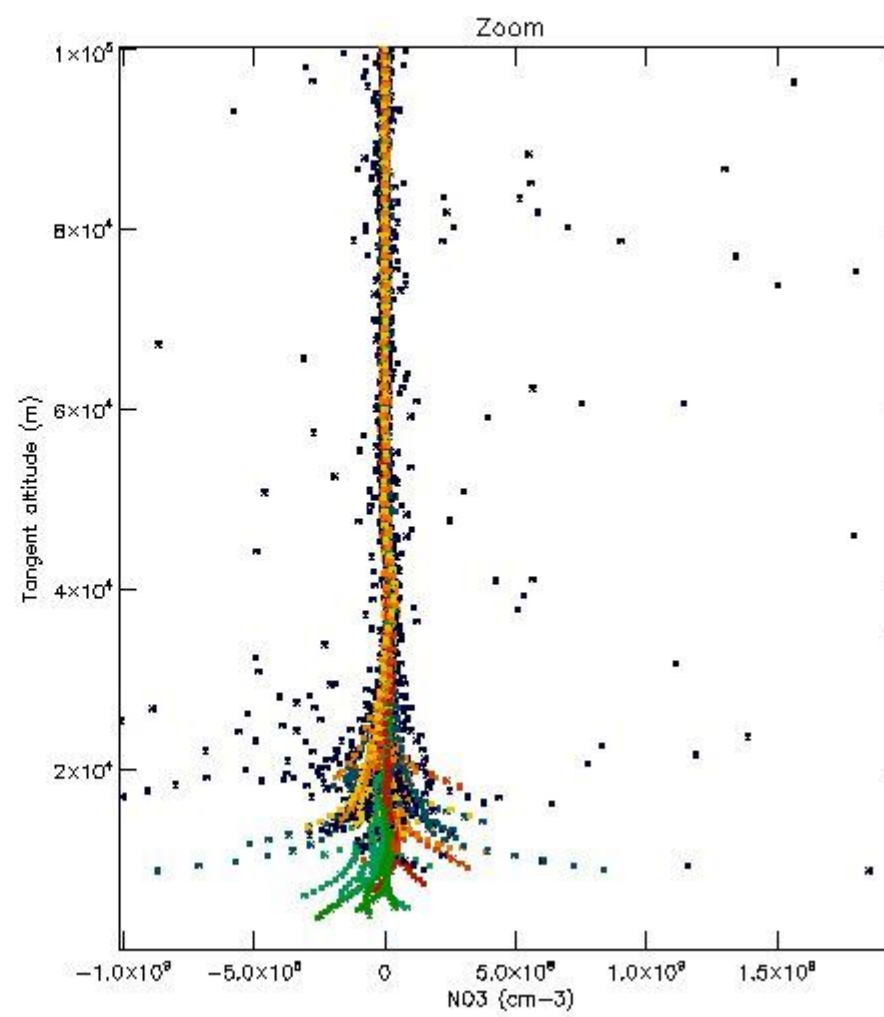
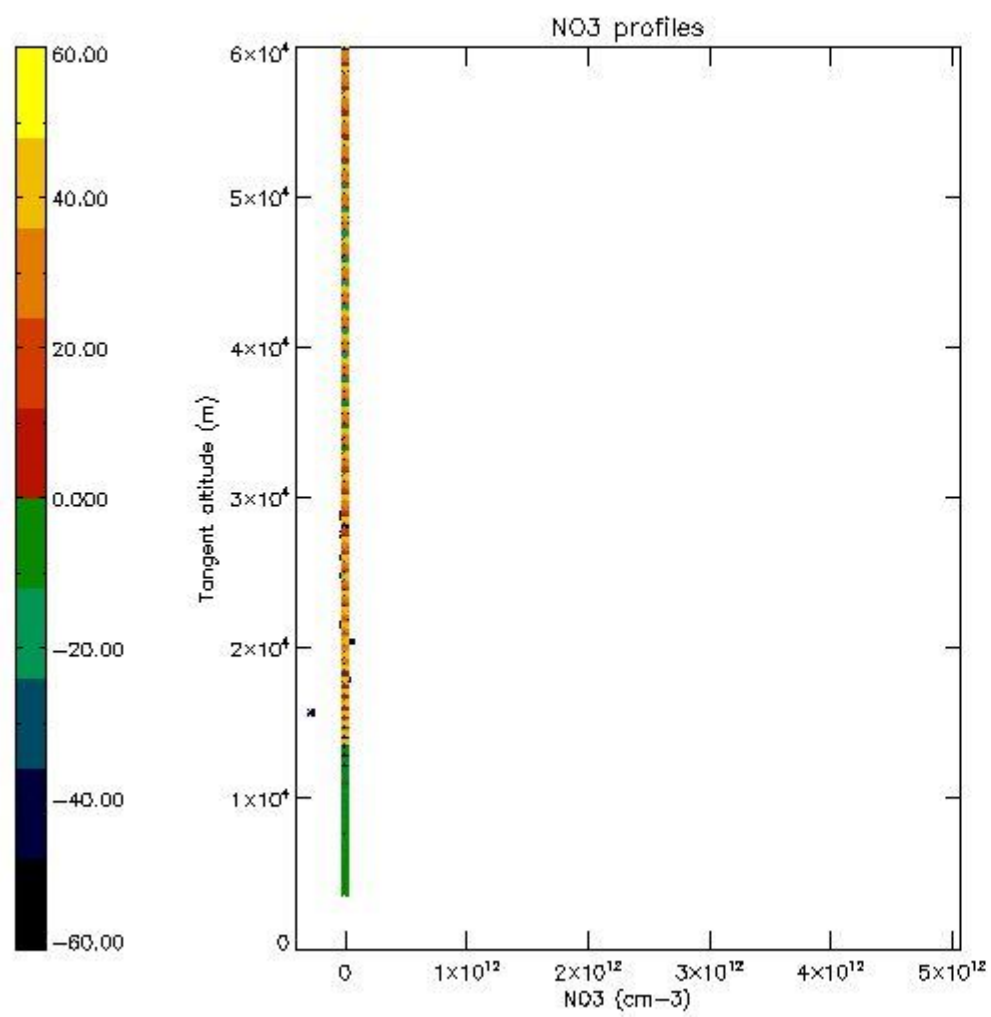
*5.6 Plot NO<sub>2</sub> profiles for all STD (dark without errors)*

The colorbar represents the latitude.



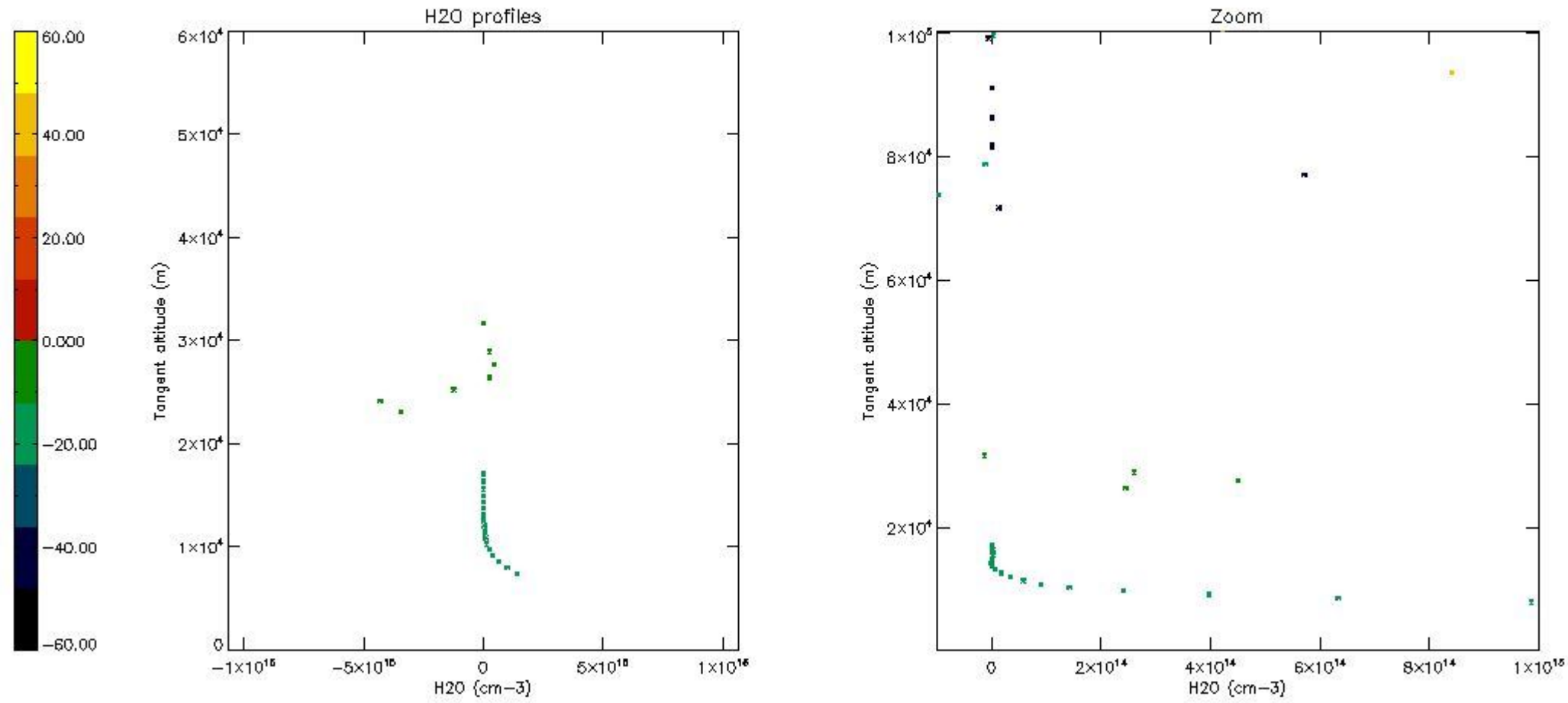
*5.7 Plot NO3 profiles for all STD (dark without errors)*

The colorbar represents the latitude.



5.8 Plot H2O profiles for all STD (only for occultations of stars 1,2,3,4,13,14,16,26,63 dark without errors)

The colorbar represents the latitude.



## 6. Auxiliary Data Files used for the production reported in section 2

The number reported in the third column indicates since which file (see list in section 2) the corresponding auxiliary file has been used. The fourth column is the date of those product files.

Type	Auxiliary Filename	Used since product	Used since product date
INST_PHYS_CHARACTERISTICS	GOM_INS_AXVIEC20091111_143220_20030716_120000_20500101_000000	1	31-JAN-2006 00:01:58
LEVEL-2_PROC_CONFIG	GOM_PR2_AXVIEC20091111_152718_20020301_000000_20500101_000000	1	31-JAN-2006 00:01:58
CROSS_SECTIONS_FILE	GOM_CRS_AXVIEC20091111_154832_20020301_000000_20500101_000000	1	31-JAN-2006 00:01:58

# GOMOS Level 2 Daily Report

## SUMMARY

### [1. General Info](#)

### [2. Summary of processed GOM\\_NL\\_2P products](#)

### [3. Level 2 Quality information per product](#)

#### [3.1 Plot of level 2 quality information per product \(time dependant\)](#)

#### [3.2 Plot of level 2 quality information per product \(world map\)](#)

### [4. Level 1 Quality information per product \(stored on level 2 products\)](#)

#### [4.1 Plot of level 1 quality information per product \(time dependant\)](#)

##### [4.1.1 Plot of level 1 quality information per product \(time dependant\): ASCENDING](#)

##### [4.1.2 Plot of level 1 quality information per product \(time dependant\): DESCENDING](#)

#### [4.2 Plot of level 1 quality information per product \(world map\)](#)

##### [4.2.1 Plot of level 1 quality information per product \(world map\): ASCENDING](#)

##### [4.2.2 Plot of level 1 quality information per product \(world map\): DESCENDING](#)

### [5. Ozone profiles based on quality statistics and other trace gas profiles](#)

#### [5.1 Ozone statistics based on quality of products](#)

#### [5.2 Plot ozone profiles for all STD \(dark without errors\)](#)

#### [5.3 Plot ozone profiles where STD < 20% \(dark without errors\)](#)

#### [5.4. Plot ozone profiles where STD < 10% \(dark without errors\)](#)

#### [5.5. Plot ozone profiles where STD < 5% \(dark without errors\)](#)

#### [5.6 Plot NO2 profiles for all STD \(dark without errors\)](#)

#### [5.7 Plot NO3 profiles for all STD \(dark without errors\)](#)

#### [5.8 Plot H2O profiles \(only for occultations of stars 1,2,3,4,13,14,16,26,63 dark without errors\) for all STD](#)

### [6. Auxiliary Data Files used for the production reported in section 2](#)

This report presents the daily analysis on parameters extracted from GOMOS level 2 data (GOM\_NL\_\_2P). It is intended to monitor some important parameters that will impact the quality of these products. A list of level 2 products (and content) that have arrived during the reporting day to the PCF is also given.

Item	Value
Time of report generation	22APR2013 15:08:17
Data source version	GOMOS/6.01
Start time of products	31-01-2006 (31JAN2006 00:00:00)
Stop time of products	01-02-2006 (01FEB2006 00:00:00)
Store outputs in DB	Yes
Nb of level 2 prods	410
Nb of prods with errors	0

## 2. Summary of processed GOM\_NL\_\_2P products.

Nr	Filename	UTC Start time	Limb	Duration	Star Id	Star Name	Star Mag	Star Temp	Nb Meas	Orbit	Prod. error
1	GOM_NL__2PRFIN20060131_000158_000000502044_00403_20497_8023.N1	31-JAN-2006 00:01:58	Dark	49.500	43	Alp TrA	1.9100	4250.0	99	20497	No
2	GOM_NL__2PRFIN20060131_000320_000000532044_00403_20497_8024.N1	31-JAN-2006 00:03:20	Dark	52.500	4	Alp1Cen	-0.010000	5800.0	105	20497	No
3	GOM_NL__2PRFIN20060131_000756_000000512044_00403_20497_8025.N1	31-JAN-2006 00:07:56	Dark	51.000	12	Alp1Cru	0.77500	30000.	102	20497	No
4	GOM_NL__2PRFIN20060131_001132_000000452044_00403_20497_8026.N1	31-JAN-2006 00:11:32	Dark	44.500	29	Bet Car	1.6720	10200.	89	20497	No
5	GOM_NL__2PRFIN20060131_001352_000000382044_00403_20497_8027.N1	31-JAN-2006 00:13:52	Dark	38.000	71	lot Car	2.2460	7700.0	76	20497	No
6	GOM_NL__2PRFIN20060131_001538_000000412044_00403_20497_8028.N1	31-JAN-2006 00:15:38	Dark	40.500	46	Del Vel	1.9540	10600.	81	20497	No
7	GOM_NL__2PRFIN20060131_001810_000000412044_00403_20497_8029.N1	31-JAN-2006 00:18:10	Dark	41.000	34	Gam2Vel	1.7930	23000.	82	20497	No
8	GOM_NL__2PRFIN20060131_002015_000000422044_00403_20497_8030.N1	31-JAN-2006 00:20:15	Straylight	41.500	70	Zet Pup	2.2460	39000.	83	20497	No
9	GOM_NL__2PRFIN20060131_002138_000000412044_00403_20497_8031.N1	31-JAN-2006 00:21:38	Straylight	40.500	117	Pi Pup	2.7060	3800.0	81	20497	No
10	GOM_NL__2PRFIN20060131_002405_000000402044_00403_20497_8032.N1	31-JAN-2006 00:24:05	Straylight	39.500	23	21Eps CMa	1.5020	26000.	79	20497	No
11	GOM_NL__2PRFIN20060131_002527_000000372044_00403_20497_8033.N1	31-JAN-2006 00:25:27	Straylight	37.000	179	24Omi2CMa	3.0320	24000.	74	20497	No
12	GOM_NL__2PRFIN20060131_002737_000000452044_00403_20497_8034.N1	31-JAN-2006 00:27:37	Straylight	44.500	1	9Alp CMa	-1.4400	11000.	89	20497	No
13	GOM_NL__2PRFIN20060131_003326_000000472044_00403_20497_8035.N1	31-JAN-2006 00:33:26	Tw_i_and_stray	47.000	8	10Alp CMi	0.40000	6500.0	94	20497	No
14	GOM_NL__2PRFIN20060131_003650_000000372044_00403_20497_8036.N1	31-JAN-2006 00:36:50	Bright	36.500	44	24Gam Gem	1.9280	11000.	73	20497	No
15	GOM_NL__2PRFIN20060131_003840_000000382044_00403_20497_8037.N1	31-JAN-2006 00:38:40	Bright	38.000	151	13Mu Gem	2.8900	3000.0	76	20497	No
16	GOM_NL__2PRFIN20060131_004258_000000352044_00403_20497_8038.N1	31-JAN-2006 00:42:58	Bright	34.500	107	37The Aur	2.6490	11000.	69	20497	No
17	GOM_NL__2PRFIN20060131_004503_000000352044_00403_20497_8039.N1	31-JAN-2006 00:45:03	Bright	34.500	42	34Bet Aur	1.9000	10200.	69	20497	No
18	GOM_NL__2PRFIN20060131_005721_000000352044_00403_20497_8040.N1	31-JAN-2006 00:57:21	Bright	34.500	49	1Alp UMi	1.9900	6300.0	69	20497	No
19	GOM_NL__2PRFIN20060131_010832_000000362044_00403_20497_8041.N1	31-JAN-2006 01:08:32	Bright	35.500	69	33Gam Dra	2.2310	3800.0	71	20497	No
20	GOM_NL__2PRFIN20060131_011156_000000362044_00403_20497_8042.N1	31-JAN-2006 01:11:56	Bright	36.000	5	3Alp Lyr	0.033000	11000.	72	20497	No
21	GOM_NL__2PRFIN20060131_012006_000000372044_00403_20497_8043.N1	31-JAN-2006 01:20:06	Bright	37.000	59	55Alp Oph	2.0800	8900.0	74	20497	No
22	GOM_NL__2PRFIN20060131_012214_000000442044_00403_20497_8044.N1	31-JAN-2006 01:22:14	Bright	44.000	126	60Bet Oph	2.7700	4250.0	88	20497	No
23	GOM_NL__2PRFIN20060131_012840_000000442044_00403_20497_8045.N1	31-JAN-2006 01:28:40	Tw_i_and_stray	43.500	86	35Eta Oph	2.4300	10200.	87	20497	No
24	GOM_NL__2PRFIN20060131_013127_000000432044_00403_20497_8046.N1	31-JAN-2006 01:31:27	Twilight	42.500	167	10Gam2Sgr	2.9840	4500.0	85	20497	No
25	GOM_NL__2PRFIN20060131_013346_000000422044_00403_20497_8047.N1	31-JAN-2006 01:33:46	Dark	42.000	25	35Lam Sco	1.6200	28000.	84	20497	No
26	GOM_NL__2PRFIN20060131_013515_000000442044_00403_20497_8048.N1	31-JAN-2006 01:35:15	Dark	44.000	40	The Sco	1.8590	7100.0	88	20497	No
27	GOM_NL__2PRFIN20060131_013708_000000352044_00403_20497_8049.N1	31-JAN-2006 01:37:08	Dark	35.000	147	Alp Ara	2.8770	26000.	70	20497	No
28	GOM_NL__2PRFIN20060131_013842_000000422044_00403_20497_8050.N1	31-JAN-2006 01:38:42	Dark	41.500	141	Bet Ara	2.8400	4600.0	83	20497	No
29	GOM_NL__2PRFIN20060131_014234_000000412044_00404_20498_8023.N1	31-JAN-2006 01:42:34	Dark	41.000	43	Alp TrA	1.9100	4250.0	82	20498	No
30	GOM_NL__2PRFIN20060131_014357_000000422044_00404_20498_8024.N1	31-JAN-2006 01:43:57	Dark	41.500	4	Alp1Cen	-0.010000	5800.0	83	20498	No
31	GOM_NL__2PRFIN20060131_014832_000000502044_00404_20498_8025.N1	31-JAN-2006 01:48:32	Dark	50.000	12	Alp1Cru	0.77500	30000.	100	20498	No
32	GOM_NL__2PRFIN20060131_015208_000000412044_00404_20498_8026.N1	31-JAN-2006 01:52:08	Dark	40.500	29	Bet Car	1.6720	10200.	81	20498	No
33	GOM_NL__2PRFIN20060131_015428_000000412044_00404_20498_8027.N1	31-JAN-2006 01:54:28	Dark	41.000	71	lot Car	2.2460	7700.0	82	20498	No
34	GOM_NL__2PRFIN20060131_015614_000000412044_00404_20498_8028.N1	31-JAN-2006 01:56:14	Dark	40.500	46	Del Vel	1.9540	10600.	81	20498	No
35	GOM_NL__2PRFIN20060131_015846_000000402044_00404_20498_8029.N1	31-JAN-2006 01:58:46	Dark	39.500	34	Gam2Vel	1.7930	23000.	79	20498	No
36	GOM_NL__2PRFIN20060131_020051_000000402044_00404_20498_8030.N1	31-JAN-2006 02:00:51	Straylight	40.000	70	Zet Pup	2.2460	39000.	80	20498	No
37	GOM_NL__2PRFIN20060131_020214_000000422044_00404_20498_8031.N1	31-JAN-2006 02:02:14	Straylight	42.000	117	Pi Pup	2.7060	3800.0	84	20498	No
38	GOM_NL__2PRFIN20060131_020441_000000422044_00404_20498_8032.N1	31-JAN-2006 02:04:41	Straylight	42.000	23	21Eps CMa	1.5020	26000.	84	20498	No
39	GOM_NL__2PRFIN20060131_020603_000000372044_00404_20498_8033.N1	31-JAN-2006 02:06:03	Straylight	37.000	179	24Omi2CMa	3.0320	24000.	74	20498	No
40	GOM_NL__2PRFIN20060131_020813_000000452044_00404_20498_8034.N1	31-JAN-2006 02:08:13	Straylight	45.000	1	9Alp CMa	-1.4400	11000.	90	20498	No
41	GOM_NL__2PRFIN20060131_021402_000000482044_00404_20498_8035.N1	31-JAN-2006 02:14:02	Tw_i_and_stray	47.500	8	10Alp CMi	0.40000	6500.0	95	20498	No
42	GOM_NL__2PRFIN20060131_021727_000000392044_00404_20498_8036.N1	31-JAN-2006 02:17:27	Bright	38.500	44	24Gam Gem	1.9280	11000.	77	20498	No

43	GOM_NL__2PRFIN20060131_021916_000000392044_00404_20498_8037.N1	31-JAN-2006 02:19:16	Bright	38.500	151	13Mu Gem	2.8900	3000.0	77	20498	No
44	GOM_NL__2PRFIN20060131_022334_000000362044_00404_20498_8038.N1	31-JAN-2006 02:23:34	Bright	35.500	107	37The Aur	2.6490	11000.	71	20498	No
45	GOM_NL__2PRFIN20060131_022539_000000362044_00404_20498_8039.N1	31-JAN-2006 02:25:39	Bright	35.500	42	34Bet Aur	1.9000	10200.	71	20498	No
46	GOM_NL__2PRFIN20060131_023757_000000352044_00404_20498_8040.N1	31-JAN-2006 02:37:57	Bright	35.000	49	1Alp UMi	1.9900	6300.0	70	20498	No
47	GOM_NL__2PRFIN20060131_024908_000000382044_00404_20498_8041.N1	31-JAN-2006 02:49:08	Bright	37.500	69	33Gam Dra	2.2310	3800.0	75	20498	No
48	GOM_NL__2PRFIN20060131_025232_000000342044_00404_20498_8042.N1	31-JAN-2006 02:52:32	Bright	33.500	5	3Alp Lyr	0.033000	11000.	67	20498	No
49	GOM_NL__2PRFIN20060131_030043_000000382044_00404_20498_8043.N1	31-JAN-2006 03:00:43	Bright	37.500	59	55Alp Oph	2.0800	8900.0	75	20498	No
50	GOM_NL__2PRFIN20060131_030250_000000372044_00404_20498_8044.N1	31-JAN-2006 03:02:50	Bright	36.500	126	60Bet Oph	2.7700	4250.0	73	20498	No
51	GOM_NL__2PRFIN20060131_030917_000000392044_00404_20498_8045.N1	31-JAN-2006 03:09:17	Twilight	39.000	86	35Eta Oph	2.4300	10200.	78	20498	No
52	GOM_NL__2PRFIN20060131_031203_000000402044_00404_20498_8046.N1	31-JAN-2006 03:12:03	Twilight	39.500	167	10Gam2Sgr	2.9840	4500.0	79	20498	No
53	GOM_NL__2PRFIN20060131_031422_000000382044_00404_20498_8047.N1	31-JAN-2006 03:14:22	Dark	38.000	25	35Lam Sco	1.6200	28000.	76	20498	No
54	GOM_NL__2PRFIN20060131_031551_000000412044_00404_20498_8048.N1	31-JAN-2006 03:15:51	Dark	41.000	40	The Sco	1.8590	7100.0	82	20498	No
55	GOM_NL__2PRFIN20060131_031918_000000412044_00404_20498_8049.N1	31-JAN-2006 03:19:18	Dark	41.000	141	Bet Ara	2.8400	4600.0	82	20498	No
56	GOM_NL__2PRFIN20060131_032311_000000402044_00405_20499_8024.N1	31-JAN-2006 03:23:11	Dark	40.000	43	Alp TrA	1.9100	4250.0	80	20499	No
57	GOM_NL__2PRFIN20060131_032433_000000452044_00405_20499_8025.N1	31-JAN-2006 03:24:33	Dark	44.500	4	Alp1Cen	-0.010000	5800.0	89	20499	No
58	GOM_NL__2PRFIN20060131_032909_000000402044_00405_20499_8026.N1	31-JAN-2006 03:29:09	Dark	40.000	12	Alp1Cru	0.77500	30000.	80	20499	No
59	GOM_NL__2PRFIN20060131_033244_000000372044_00405_20499_8027.N1	31-JAN-2006 03:32:44	Dark	36.500	29	Bet Car	1.6720	10200.	73	20499	No
60	GOM_NL__2PRFIN20060131_033505_000000402044_00405_20499_8028.N1	31-JAN-2006 03:35:05	Dark	39.500	71	lot Car	2.2460	7700.0	79	20499	No
61	GOM_NL__2PRFIN20060131_033650_000000372044_00405_20499_8029.N1	31-JAN-2006 03:36:50	Dark	36.500	46	Del Vel	1.9540	10600.	73	20499	No
62	GOM_NL__2PRFIN20060131_033922_000000392044_00405_20499_8030.N1	31-JAN-2006 03:39:22	Dark	39.000	34	Gam2Vel	1.7930	23000.	78	20499	No
63	GOM_NL__2PRFIN20060131_034127_000000402044_00405_20499_8031.N1	31-JAN-2006 03:41:27	Straylight	40.000	70	Zet Pup	2.2460	39000.	80	20499	No
64	GOM_NL__2PRFIN20060131_034251_000000412044_00405_20499_8032.N1	31-JAN-2006 03:42:51	Straylight	40.500	117	Pi Pup	2.7060	3800.0	81	20499	No
65	GOM_NL__2PRFIN20060131_034517_000000392044_00405_20499_8033.N1	31-JAN-2006 03:45:17	Straylight	38.500	23	21Eps CMa	1.5020	26000.	77	20499	No
66	GOM_NL__2PRFIN20060131_034640_000000382044_00405_20499_8034.N1	31-JAN-2006 03:46:40	Straylight	37.500	179	24Omi2CMa	3.0320	24000.	75	20499	No
67	GOM_NL__2PRFIN20060131_034849_000000442044_00405_20499_8035.N1	31-JAN-2006 03:48:49	Straylight	43.500	1	9Alp CMa	-1.4400	11000.	87	20499	No
68	GOM_NL__2PRFIN20060131_035438_000000452044_00405_20499_8036.N1	31-JAN-2006 03:54:38	Twilight	44.500	8	10Alp CMi	0.40000	6500.0	89	20499	No
69	GOM_NL__2PRFIN20060131_035803_000000372044_00405_20499_8037.N1	31-JAN-2006 03:58:03	Bright	37.000	44	24Gam Gem	1.9280	11000.	74	20499	No
70	GOM_NL__2PRFIN20060131_035952_000000392044_00405_20499_8038.N1	31-JAN-2006 03:59:52	Bright	38.500	151	13Mu Gem	2.8900	3000.0	77	20499	No
71	GOM_NL__2PRFIN20060131_040410_000000352044_00405_20499_8039.N1	31-JAN-2006 04:04:10	Bright	35.000	107	37The Aur	2.6490	11000.	70	20499	No
72	GOM_NL__2PRFIN20060131_040615_000000352044_00405_20499_8040.N1	31-JAN-2006 04:06:15	Bright	35.000	42	34Bet Aur	1.9000	10200.	70	20499	No
73	GOM_NL__2PRFIN20060131_041833_000000352044_00405_20499_8041.N1	31-JAN-2006 04:18:33	Bright	34.500	49	1Alp UMi	1.9900	6300.0	69	20499	No
74	GOM_NL__2PRFIN20060131_042945_000000392044_00405_20499_8042.N1	31-JAN-2006 04:29:45	Bright	38.500	69	33Gam Dra	2.2310	3800.0	77	20499	No
75	GOM_NL__2PRFIN20060131_043308_000000362044_00405_20499_8043.N1	31-JAN-2006 04:33:08	Bright	35.500	5	3Alp Lyr	0.033000	11000.	71	20499	No
76	GOM_NL__2PRFIN20060131_044119_000000382044_00405_20499_8044.N1	31-JAN-2006 04:41:19	Bright	37.500	59	55Alp Oph	2.0800	8900.0	75	20499	No
77	GOM_NL__2PRFIN20060131_044327_000000372044_00405_20499_8045.N1	31-JAN-2006 04:43:27	Bright	37.000	126	60Bet Oph	2.7700	4250.0	74	20499	No
78	GOM_NL__2PRFIN20060131_044953_000000432044_00405_20499_8046.N1	31-JAN-2006 04:49:53	Twilight	42.500	86	35Eta Oph	2.4300	10200.	85	20499	No
79	GOM_NL__2PRFIN20060131_045239_000000422044_00405_20499_8047.N1	31-JAN-2006 04:52:39	Twilight	42.000	167	10Gam2Sgr	2.9840	4500.0	84	20499	No
80	GOM_NL__2PRFIN20060131_045458_000000392044_00405_20499_8048.N1	31-JAN-2006 04:54:58	Dark	38.500	25	35Lam Sco	1.6200	28000.	77	20499	No
81	GOM_NL__2PRFIN20060131_045627_000000372044_00405_20499_8049.N1	31-JAN-2006 04:56:27	Dark	37.000	40	The Sco	1.8590	7100.0	74	20499	No
82	GOM_NL__2PRFIN20060131_045821_000000362044_00405_20499_8050.N1	31-JAN-2006 04:58:21	Dark	36.000	147	Alp Ara	2.8770	26000.	72	20499	No
83	GOM_NL__2PRFIN20060131_045954_000000382044_00405_20499_8051.N1	31-JAN-2006 04:59:54	Dark	37.500	141	Bet Ara	2.8400	4600.0	75	20499	No
84	GOM_NL__2PRFIN20060131_050347_000000442044_00406_20500_8024.N1	31-JAN-2006 05:03:47	Dark	43.500	43	Alp TrA	1.9100	4250.0	87	20500	No
85	GOM_NL__2PRFIN20060131_050510_000000482044_00406_20500_8025.N1	31-JAN-2006 05:05:10	Dark	48.000	4	Alp1Cen	-0.010000	5800.0	96	20500	No
86	GOM_NL__2PRFIN20060131_050945_000000402044_00406_20500_8026.N1	31-JAN-2006 05:09:45	Dark	40.000	12	Alp1Cru	0.77500	30000.	80	20500	No
87	GOM_NL__2PRFIN20060131_051321_000000382044_00406_20500_8027.N1	31-JAN-2006 05:13:21	Dark	37.500	29	Bet Car	1.6720	10200.	75	20500	No
88	GOM_NL__2PRFIN20060131_051541_000000412044_00406_20500_8028.N1	31-JAN-2006 05:15:41	Dark	40.500	71	lot Car	2.2460	7700.0	81	20500	No
89	GOM_NL__2PRFIN20060131_051726_000000382044_00406_20500_8029.N1	31-JAN-2006 05:17:26	Dark	38.000	46	Del Vel	1.9540	10600.	76	20500	No
90	GOM_NL__2PRFIN20060131_051958_000000392044_00406_20500_8030.N1	31-JAN-2006 05:19:58	Dark	38.500	34	Gam2Vel	1.7930	23000.	77	20500	No
91	GOM_NL__2PRFIN20060131_052204_000000402044_00406_20500_8031.N1	31-JAN-2006 05:22:04	Straylight	39.500	70	Zet Pup	2.2460	39000.	79	20500	No
92	GOM_NL__2PRFIN20060131_052327_000000442044_00406_20500_8032.N1	31-JAN-2006 05:23:27	Straylight	43.500	117	Pi Pup	2.7060	3800.0	87	20500	No
93	GOM_NL__2PRFIN20060131_052553_000000392044_00406_20500_8033.N1	31-JAN-2006 05:25:53	Straylight	38.500	23	21Eps CMa	1.5020	26000.	77	20500	No
94	GOM_NL__2PRFIN20060131_052716_000000382044_00406_20500_8034.N1	31-JAN-2006 05:27:16	Straylight	38.000	179	24Omi2CMa	3.0320	24000.	76	20500	No
95	GOM_NL__2PRFIN20060131_052925_000000412044_00406_20500_8035.N1	31-JAN-2006 05:29:25	Straylight	40.500	1	9Alp CMa	-1.4400	11000.	81	20500	No
96	GOM_NL__2PRFIN20060131_053514_000000482044_00406_20500_8036.N1	31-JAN-2006 05:35:14	Twilight	47.500	8	10Alp CMi	0.40000	6500.0	95	20500	No
97	GOM_NL__2PRFIN20060131_053839_000000362044_00406_20500_8037.N1	31-JAN-2006 05:38:39	Bright	36.000	44	24Gam Gem	1.9280	11000.	72	20500	No
98	GOM_NL__2PRFIN20060131_054029_000000382044_00406_20500_8038.N1	31-JAN-2006 05:40:29	Bright	38.000	151	13Mu Gem	2.8900	3000.0	76	20500	No
99	GOM_NL__2PRFIN20060131_054446_000000352044_00406_20500_8039.N1	31-JAN-2006 05:44:46	Bright	35.000	107	37The Aur	2.6490	11000.	70	20500	No
100	GOM_NL__2PRFIN20060131_054652_000000342044_00406_20500_8040.N1	31-JAN-2006 05:46:52	Bright	34.000	42	34Bet Aur	1.9000	10200.	68	20500	No
101	GOM_NL__2PRFIN20060131_055909_000000362044_00406_20500_8041.N1	31-JAN-2006 05:59:09	Bright	36.000	49	1Alp UMi	1.9900	6300.0	72	20500	No



102	GOM_NL__2PRFIN20060131_061021_000000382044_00406_20500_8042.N1	31-JAN-2006 06:10:21	Bright	37.500	69	33Gam Dra	2.2310	3800.0	75	20500	No
103	GOM_NL__2PRFIN20060131_061344_000000362044_00406_20500_8043.N1	31-JAN-2006 06:13:44	Bright	36.000	5	3Alp Lyr	0.033000	11000.	72	20500	No
104	GOM_NL__2PRFIN20060131_062155_000000552044_00406_20500_8044.N1	31-JAN-2006 06:21:55	Bright	55.000	59	55Alp Oph	2.0800	8900.0	110	20500	No
105	GOM_NL__2PRFIN20060131_062403_000000382044_00406_20500_8045.N1	31-JAN-2006 06:24:03	Bright	37.500	126	60Bet Oph	2.7700	4250.0	75	20500	No
106	GOM_NL__2PRFIN20060131_063030_000000412044_00406_20500_8046.N1	31-JAN-2006 06:30:30	Twilight	41.000	86	35Eta Oph	2.4300	10200.	82	20500	No
107	GOM_NL__2PRFIN20060131_063315_000000412044_00406_20500_8047.N1	31-JAN-2006 06:33:15	Twilight	41.000	167	10Gam2Sgr	2.9840	4500.0	82	20500	No
108	GOM_NL__2PRFIN20060131_063535_000000422044_00406_20500_8048.N1	31-JAN-2006 06:35:35	Dark	41.500	25	35Lam Sco	1.6200	28000.	83	20500	No
109	GOM_NL__2PRFIN20060131_063703_000000382044_00406_20500_8049.N1	31-JAN-2006 06:37:03	Dark	38.000	40	The Sco	1.8590	7100.0	76	20500	No
110	GOM_NL__2PRFIN20060131_063857_000000392044_00406_20500_8050.N1	31-JAN-2006 06:38:57	Dark	38.500	147	Alp Ara	2.8770	26000.	77	20500	No
111	GOM_NL__2PRFIN20060131_064031_000000412044_00406_20500_8051.N1	31-JAN-2006 06:40:31	Dark	40.500	141	Bet Ara	2.8400	4600.0	81	20500	No
112	GOM_NL__2PRFIN20060131_064423_000000452044_00407_20501_8025.N1	31-JAN-2006 06:44:23	Dark	44.500	43	Alp TrA	1.9100	4250.0	89	20501	No
113	GOM_NL__2PRFIN20060131_064546_000000542044_00407_20501_8026.N1	31-JAN-2006 06:45:46	Dark	54.000	4	Alp1Cen	-0.010000	5800.0	108	20501	No
114	GOM_NL__2PRFIN20060131_065022_000000432044_00407_20501_8027.N1	31-JAN-2006 06:50:22	Dark	42.500	12	Alp1Cru	0.77500	30000.	85	20501	No
115	GOM_NL__2PRFIN20060131_065357_000000372044_00407_20501_8028.N1	31-JAN-2006 06:53:57	Dark	37.000	29	Bet Car	1.6720	10200.	74	20501	No
116	GOM_NL__2PRFIN20060131_065617_000000372044_00407_20501_8029.N1	31-JAN-2006 06:56:17	Dark	37.000	71	lot Car	2.2460	7700.0	74	20501	No
117	GOM_NL__2PRFIN20060131_065803_000000382044_00407_20501_8030.N1	31-JAN-2006 06:58:03	Dark	38.000	46	Del Vel	1.9540	10600.	76	20501	No
118	GOM_NL__2PRFIN20060131_070035_000000382044_00407_20501_8031.N1	31-JAN-2006 07:00:35	Dark	37.500	34	Gam2Vel	1.7930	23000.	75	20501	No
119	GOM_NL__2PRFIN20060131_070240_000000362044_00407_20501_8032.N1	31-JAN-2006 07:02:40	Straylight	36.000	70	Zet Pup	2.2460	39000.	72	20501	No
120	GOM_NL__2PRFIN20060131_070403_000000432044_00407_20501_8033.N1	31-JAN-2006 07:04:03	Straylight	43.000	117	Pi Pup	2.7060	3800.0	86	20501	No
121	GOM_NL__2PRFIN20060131_070629_000000392044_00407_20501_8034.N1	31-JAN-2006 07:06:29	Straylight	38.500	23	21Eps CMa	1.5020	26000.	77	20501	No
122	GOM_NL__2PRFIN20060131_070752_000000392044_00407_20501_8035.N1	31-JAN-2006 07:07:52	Straylight	39.000	179	24Omi2CMa	3.0320	24000.	78	20501	No
123	GOM_NL__2PRFIN20060131_071001_000000502044_00407_20501_8036.N1	31-JAN-2006 07:10:01	Straylight	49.500	1	9Alp CMa	-1.4400	11000.	99	20501	No
124	GOM_NL__2PRFIN20060131_071550_000000482044_00407_20501_8037.N1	31-JAN-2006 07:15:50	Twilight	47.500	8	10Alp CMi	0.40000	6500.0	95	20501	No
125	GOM_NL__2PRFIN20060131_071915_000000382044_00407_20501_8038.N1	31-JAN-2006 07:19:15	Bright	38.000	44	24Gam Gem	1.9280	11000.	76	20501	No
126	GOM_NL__2PRFIN20060131_072105_000000392044_00407_20501_8039.N1	31-JAN-2006 07:21:05	Bright	38.500	151	13Mu Gem	2.8900	3000.0	77	20501	No
127	GOM_NL__2PRFIN20060131_072522_000000352044_00407_20501_8040.N1	31-JAN-2006 07:25:22	Bright	35.000	107	37The Aur	2.6490	11000.	70	20501	No
128	GOM_NL__2PRFIN20060131_072728_000000352044_00407_20501_8041.N1	31-JAN-2006 07:27:28	Bright	35.000	42	34Bet Aur	1.9000	10200.	70	20501	No
129	GOM_NL__2PRFIN20060131_073945_000000352044_00407_20501_8042.N1	31-JAN-2006 07:39:45	Bright	34.500	49	1Alp UMi	1.9900	6300.0	69	20501	No
130	GOM_NL__2PRFIN20060131_075057_000000392044_00407_20501_8043.N1	31-JAN-2006 07:50:57	Bright	38.500	69	33Gam Dra	2.2310	3800.0	77	20501	No
131	GOM_NL__2PRFIN20060131_075420_000000342044_00407_20501_8044.N1	31-JAN-2006 07:54:20	Bright	33.500	5	3Alp Lyr	0.033000	11000.	67	20501	No
132	GOM_NL__2PRFIN20060131_080232_000000382044_00407_20501_8045.N1	31-JAN-2006 08:02:32	Bright	38.000	59	55Alp Oph	2.0800	8900.0	76	20501	No
133	GOM_NL__2PRFIN20060131_080439_000000372044_00407_20501_8046.N1	31-JAN-2006 08:04:39	Bright	37.000	126	60Bet Oph	2.7700	4250.0	74	20501	No
134	GOM_NL__2PRFIN20060131_081106_000000452044_00407_20501_8047.N1	31-JAN-2006 08:11:06	Twilight	45.000	86	35Eta Oph	2.4300	10200.	90	20501	No
135	GOM_NL__2PRFIN20060131_081351_000000422044_00407_20501_8048.N1	31-JAN-2006 08:13:51	Twilight	42.000	167	10Gam2Sgr	2.9840	4500.0	84	20501	No
136	GOM_NL__2PRFIN20060131_081611_000000422044_00407_20501_8049.N1	31-JAN-2006 08:16:11	Dark	41.500	25	35Lam Sco	1.6200	28000.	83	20501	No
137	GOM_NL__2PRFIN20060131_081740_000000412044_00407_20501_8050.N1	31-JAN-2006 08:17:40	Dark	40.500	40	The Sco	1.8590	7100.0	81	20501	No
138	GOM_NL__2PRFIN20060131_081933_000000382044_00407_20501_8051.N1	31-JAN-2006 08:19:33	Dark	37.500	147	Alp Ara	2.8770	26000.	75	20501	No
139	GOM_NL__2PRFIN20060131_082107_000000462044_00407_20501_8052.N1	31-JAN-2006 08:21:07	Dark	46.000	141	Bet Ara	2.8400	4600.0	92	20501	No
140	GOM_NL__2PRFIN20060131_082459_000000392044_00408_20502_8026.N1	31-JAN-2006 08:24:59	Dark	39.000	43	Alp TrA	1.9100	4250.0	78	20502	No
141	GOM_NL__2PRFIN20060131_082623_000000472044_00408_20502_8027.N1	31-JAN-2006 08:26:23	Dark	47.000	4	Alp1Cen	-0.010000	5800.0	94	20502	No
142	GOM_NL__2PRFIN20060131_083058_000000482044_00408_20502_8028.N1	31-JAN-2006 08:30:58	Dark	47.500	12	Alp1Cru	0.77500	30000.	95	20502	No
143	GOM_NL__2PRFIN20060131_083433_000000442044_00408_20502_8029.N1	31-JAN-2006 08:34:33	Dark	44.000	29	Bet Car	1.6720	10200.	88	20502	No
144	GOM_NL__2PRFIN20060131_083654_000000382044_00408_20502_8030.N1	31-JAN-2006 08:36:54	Dark	38.000	71	lot Car	2.2460	7700.0	76	20502	No
145	GOM_NL__2PRFIN20060131_083839_000000402044_00408_20502_8031.N1	31-JAN-2006 08:38:39	Dark	40.000	46	Del Vel	1.9540	10600.	80	20502	No
146	GOM_NL__2PRFIN20060131_084111_000000392044_00408_20502_8032.N1	31-JAN-2006 08:41:11	Dark	39.000	34	Gam2Vel	1.7930	23000.	78	20502	No
147	GOM_NL__2PRFIN20060131_084316_000000432044_00408_20502_8033.N1	31-JAN-2006 08:43:16	Straylight	42.500	70	Zet Pup	2.2460	39000.	85	20502	No
148	GOM_NL__2PRFIN20060131_084439_000000412044_00408_20502_8034.N1	31-JAN-2006 08:44:39	Straylight	40.500	117	Pi Pup	2.7060	3800.0	81	20502	No
149	GOM_NL__2PRFIN20060131_084705_000000402044_00408_20502_8035.N1	31-JAN-2006 08:47:05	Straylight	40.000	23	21Eps CMa	1.5020	26000.	80	20502	No
150	GOM_NL__2PRFIN20060131_084828_000000382044_00408_20502_8036.N1	31-JAN-2006 08:48:28	Straylight	38.000	179	24Omi2CMa	3.0320	24000.	76	20502	No
151	GOM_NL__2PRFIN20060131_085037_000000492044_00408_20502_8037.N1	31-JAN-2006 08:50:37	Straylight	49.000	1	9Alp CMa	-1.4400	11000.	98	20502	No
152	GOM_NL__2PRFIN20060131_085626_000000472044_00408_20502_8038.N1	31-JAN-2006 08:56:26	Twilight	47.000	8	10Alp CMi	0.40000	6500.0	94	20502	No
153	GOM_NL__2PRFIN20060131_085951_000000362044_00408_20502_8039.N1	31-JAN-2006 08:59:51	Bright	35.500	44	24Gam Gem	1.9280	11000.	71	20502	No
154	GOM_NL__2PRFIN20060131_090141_000000392044_00408_20502_8040.N1	31-JAN-2006 09:01:41	Bright	39.000	151	13Mu Gem	2.8900	3000.0	78	20502	No
155	GOM_NL__2PRFIN20060131_090558_000000352044_00408_20502_8041.N1	31-JAN-2006 09:05:58	Bright	34.500	107	37The Aur	2.6490	11000.	69	20502	No
156	GOM_NL__2PRFIN20060131_090804_000000342044_00408_20502_8042.N1	31-JAN-2006 09:08:04	Bright	34.000	42	34Bet Aur	1.9000	10200.	68	20502	No
157	GOM_NL__2PRFIN20060131_092021_000000352044_00408_20502_8043.N1	31-JAN-2006 09:20:21	Bright	35.000	49	1Alp UMi	1.9900	6300.0	70	20502	No
158	GOM_NL__2PRFIN20060131_093133_000000392044_00408_20502_8044.N1	31-JAN-2006 09:31:33	Bright	38.500	69	33Gam Dra	2.2310	3800.0	77	20502	No
159	GOM_NL__2PRFIN20060131_093456_000000342044_00408_20502_8045.N1	31-JAN-2006 09:34:56	Bright	33.500	5	3Alp Lyr	0.033000	11000.	67	20502	No
160	GOM_NL__2PRFIN20060131_094308_000000372044_00408_20502_8046.N1	31-JAN-2006 09:43:08	Bright	37.000	59	55Alp Oph	2.0800	8900.0	74	20502	No

161	GOM_NL__2PRFIN20060131_094516_000000372044_00408_20502_8047.N1	31-JAN-2006 09:45:16	Bright	36.500	126	60Bet Oph	2.7700	4250.0	73	20502	No
162	GOM_NL__2PRFIN20060131_095143_000000452044_00408_20502_8048.N1	31-JAN-2006 09:51:43	Twl_and_stray	45.000	86	35Eta Oph	2.4300	10200.	90	20502	No
163	GOM_NL__2PRFIN20060131_095428_000000412044_00408_20502_8049.N1	31-JAN-2006 09:54:28	Twilight	41.000	167	10Gam2Sgr	2.9840	4500.0	82	20502	No
164	GOM_NL__2PRFIN20060131_095647_000000402044_00408_20502_8050.N1	31-JAN-2006 09:56:47	Dark	39.500	25	35Lam Sco	1.6200	28000.	79	20502	No
165	GOM_NL__2PRFIN20060131_095816_000000392044_00408_20502_8051.N1	31-JAN-2006 09:58:16	Dark	39.000	40	The Sco	1.8590	7100.0	78	20502	No
166	GOM_NL__2PRFIN20060131_100009_000000382044_00408_20502_8052.N1	31-JAN-2006 10:00:09	Dark	38.000	147	Alp Ara	2.8770	26000.	76	20502	No
167	GOM_NL__2PRFIN20060131_100143_000000402044_00408_20502_8053.N1	31-JAN-2006 10:01:43	Dark	40.000	141	Bet Ara	2.8400	4600.0	80	20502	No
168	GOM_NL__2PRFIN20060131_100535_000000382044_00409_20503_8027.N1	31-JAN-2006 10:05:35	Dark	38.000	43	Alp TrA	1.9100	4250.0	76	20503	No
169	GOM_NL__2PRFIN20060131_100659_000000412044_00409_20503_8028.N1	31-JAN-2006 10:06:59	Dark	40.500	4	Alp1Cen	-0.010000	5800.0	81	20503	No
170	GOM_NL__2PRFIN20060131_101135_000000402044_00409_20503_8029.N1	31-JAN-2006 10:11:35	Dark	39.500	12	Alp1Cru	0.77500	30000.	79	20503	No
171	GOM_NL__2PRFIN20060131_101509_000000382044_00409_20503_8030.N1	31-JAN-2006 10:15:09	Dark	37.500	29	Bet Car	1.6720	10200.	75	20503	No
172	GOM_NL__2PRFIN20060131_101730_000000372044_00409_20503_8031.N1	31-JAN-2006 10:17:30	Dark	36.500	71	lot Car	2.2460	7700.0	73	20503	No
173	GOM_NL__2PRFIN20060131_101915_000000442044_00409_20503_8032.N1	31-JAN-2006 10:19:15	Dark	44.000	46	Del Vel	1.9540	10600.	88	20503	No
174	GOM_NL__2PRFIN20060131_102147_000000382044_00409_20503_8033.N1	31-JAN-2006 10:21:47	Dark	37.500	34	Gam2Vel	1.7930	23000.	75	20503	No
175	GOM_NL__2PRFIN20060131_102352_000000402044_00409_20503_8034.N1	31-JAN-2006 10:23:52	Straylight	40.000	70	Zet Pup	2.2460	39000.	80	20503	No
176	GOM_NL__2PRFIN20060131_102515_000000422044_00409_20503_8035.N1	31-JAN-2006 10:25:15	Straylight	41.500	117	Pi Pup	2.7060	3800.0	83	20503	No
177	GOM_NL__2PRFIN20060131_102741_000000432044_00409_20503_8036.N1	31-JAN-2006 10:27:41	Straylight	42.500	23	21Eps CMa	1.5020	26000.	85	20503	No
178	GOM_NL__2PRFIN20060131_102904_000000382044_00409_20503_8037.N1	31-JAN-2006 10:29:04	Straylight	38.000	179	24Omi2CMa	3.0320	24000.	76	20503	No
179	GOM_NL__2PRFIN20060131_103113_000000482044_00409_20503_8038.N1	31-JAN-2006 10:31:13	Straylight	48.000	1	9Alp CMa	-1.4400	11000.	96	20503	No
180	GOM_NL__2PRFIN20060131_103702_000000472044_00409_20503_8039.N1	31-JAN-2006 10:37:02	Twl_and_stray	47.000	8	10Alp CMi	0.40000	6500.0	94	20503	No
181	GOM_NL__2PRFIN20060131_104027_000000362044_00409_20503_8040.N1	31-JAN-2006 10:40:27	Bright	36.000	44	24Gam Gem	1.9280	11000.	72	20503	No
182	GOM_NL__2PRFIN20060131_104217_000000392044_00409_20503_8041.N1	31-JAN-2006 10:42:17	Bright	39.000	151	13Mu Gem	2.8900	3000.0	78	20503	No
183	GOM_NL__2PRFIN20060131_104635_000000352044_00409_20503_8042.N1	31-JAN-2006 10:46:35	Bright	34.500	107	37The Aur	2.6490	11000.	69	20503	No
184	GOM_NL__2PRFIN20060131_104840_000000362044_00409_20503_8043.N1	31-JAN-2006 10:48:40	Bright	35.500	42	34Bet Aur	1.9000	10200.	71	20503	No
185	GOM_NL__2PRFIN20060131_110056_000000362044_00409_20503_8044.N1	31-JAN-2006 11:00:56	Bright	36.000	49	1Alp UMi	1.9900	6300.0	72	20503	No
186	GOM_NL__2PRFIN20060131_111208_000000352044_00409_20503_8045.N1	31-JAN-2006 11:12:08	Bright	35.000	69	33Gam Dra	2.2310	3800.0	70	20503	No
187	GOM_NL__2PRFIN20060131_111532_000000372044_00409_20503_8046.N1	31-JAN-2006 11:15:32	Bright	36.500	5	3Alp Lyr	0.033000	11000.	73	20503	No
188	GOM_NL__2PRFIN20060131_112344_000000552044_00409_20503_8047.N1	31-JAN-2006 11:23:44	Bright	55.000	59	55Alp Oph	2.0800	8900.0	110	20503	No
189	GOM_NL__2PRFIN20060131_112552_000000372044_00409_20503_8048.N1	31-JAN-2006 11:25:52	Bright	36.500	126	60Bet Oph	2.7700	4250.0	73	20503	No
190	GOM_NL__2PRFIN20060131_113219_000000432044_00409_20503_8049.N1	31-JAN-2006 11:32:19	Twl_and_stray	42.500	86	35Eta Oph	2.4300	10200.	85	20503	No
191	GOM_NL__2PRFIN20060131_113504_000000432044_00409_20503_8050.N1	31-JAN-2006 11:35:04	Twilight	42.500	167	10Gam2Sgr	2.9840	4500.0	85	20503	No
192	GOM_NL__2PRFIN20060131_113723_000000412044_00409_20503_8051.N1	31-JAN-2006 11:37:23	Dark	41.000	25	35Lam Sco	1.6200	28000.	82	20503	No
193	GOM_NL__2PRFIN20060131_113852_000000422044_00409_20503_8052.N1	31-JAN-2006 11:38:52	Dark	41.500	40	The Sco	1.8590	7100.0	83	20503	No
194	GOM_NL__2PRFIN20060131_114045_000000372044_00409_20503_8053.N1	31-JAN-2006 11:40:45	Dark	36.500	147	Alp Ara	2.8770	26000.	73	20503	No
195	GOM_NL__2PRFIN20060131_114219_000000382044_00409_20503_8054.N1	31-JAN-2006 11:42:19	Dark	38.000	141	Bet Ara	2.8400	4600.0	76	20503	No
196	GOM_NL__2PRFIN20060131_114611_000000372044_00410_20504_8048.N1	31-JAN-2006 11:46:11	Dark	36.500	43	Alp TrA	1.9100	4250.0	73	20504	No
197	GOM_NL__2PRFIN20060131_114735_000000412044_00410_20504_8049.N1	31-JAN-2006 11:47:35	Dark	40.500	4	Alp1Cen	-0.010000	5800.0	81	20504	No
198	GOM_NL__2PRFIN20060131_115211_000000412044_00410_20504_8050.N1	31-JAN-2006 11:52:11	Dark	40.500	12	Alp1Cru	0.77500	30000.	81	20504	No
199	GOM_NL__2PRFIN20060131_115545_000000382044_00410_20504_8051.N1	31-JAN-2006 11:55:45	Dark	37.500	29	Bet Car	1.6720	10200.	75	20504	No
200	GOM_NL__2PRFIN20060131_115806_000000402044_00410_20504_8052.N1	31-JAN-2006 11:58:06	Dark	39.500	71	lot Car	2.2460	7700.0	79	20504	No
201	GOM_NL__2PRFIN20060131_115951_000000382044_00410_20504_8053.N1	31-JAN-2006 11:59:51	Dark	37.500	46	Del Vel	1.9540	10600.	75	20504	No
202	GOM_NL__2PRFIN20060131_120223_000000422044_00410_20504_8054.N1	31-JAN-2006 12:02:23	Dark	41.500	34	Gam2Vel	1.7930	23000.	83	20504	No
203	GOM_NL__2PRFIN20060131_120428_000000372044_00410_20504_8055.N1	31-JAN-2006 12:04:28	Straylight	36.500	70	Zet Pup	2.2460	39000.	73	20504	No
204	GOM_NL__2PRFIN20060131_120551_000000422044_00410_20504_8056.N1	31-JAN-2006 12:05:51	Straylight	42.000	117	Pi Pup	2.7060	3800.0	84	20504	No
205	GOM_NL__2PRFIN20060131_120817_000000412044_00410_20504_8057.N1	31-JAN-2006 12:08:17	Straylight	41.000	23	21Eps CMa	1.5020	26000.	82	20504	No
206	GOM_NL__2PRFIN20060131_120940_000000382044_00410_20504_8058.N1	31-JAN-2006 12:09:40	Straylight	38.000	179	24Omi2CMa	3.0320	24000.	76	20504	No
207	GOM_NL__2PRFIN20060131_121149_000000472044_00410_20504_8059.N1	31-JAN-2006 12:11:49	Straylight	47.000	1	9Alp CMa	-1.4400	11000.	94	20504	No
208	GOM_NL__2PRFIN20060131_121738_000000462044_00410_20504_8060.N1	31-JAN-2006 12:17:38	Twl_and_stray	45.500	8	10Alp CMi	0.40000	6500.0	91	20504	No
209	GOM_NL__2PRFIN20060131_122103_000000372044_00410_20504_8061.N1	31-JAN-2006 12:21:03	Bright	36.500	44	24Gam Gem	1.9280	11000.	73	20504	No
210	GOM_NL__2PRFIN20060131_122253_000000392044_00410_20504_8062.N1	31-JAN-2006 12:22:53	Bright	38.500	151	13Mu Gem	2.8900	3000.0	77	20504	No
211	GOM_NL__2PRFIN20060131_122711_000000372044_00410_20504_8063.N1	31-JAN-2006 12:27:11	Bright	36.500	107	37The Aur	2.6490	11000.	73	20504	No
212	GOM_NL__2PRFIN20060131_122916_000000362044_00410_20504_8064.N1	31-JAN-2006 12:29:16	Bright	36.000	42	34Bet Aur	1.9000	10200.	72	20504	No
213	GOM_NL__2PRFIN20060131_124132_000000352044_00410_20504_8065.N1	31-JAN-2006 12:41:32	Bright	34.500	49	1Alp UMi	1.9900	6300.0	69	20504	No
214	GOM_NL__2PRFIN20060131_125244_000000382044_00410_20504_8066.N1	31-JAN-2006 12:52:44	Bright	38.000	69	33Gam Dra	2.2310	3800.0	76	20504	No
215	GOM_NL__2PRFIN20060131_125608_000000362044_00410_20504_8067.N1	31-JAN-2006 12:56:08	Bright	36.000	5	3Alp Lyr	0.033000	11000.	72	20504	No
216	GOM_NL__2PRFIN20060131_130248_00000022044_00410_20504_8068.N1	31-JAN-2006 13:02:48	Straylight	2.0000	168	17Zet Aql	2.9860	11000.	4	20504	No
217	GOM_NL__2PRFIN20060131_130420_000000362044_00410_20504_8069.N1	31-JAN-2006 13:04:20	Bright	36.000	59	55Alp Oph	2.0800	8900.0	72	20504	No
218	GOM_NL__2PRFIN20060131_130628_000000362044_00410_20504_8070.N1	31-JAN-2006 13:06:28	Bright	35.500	126	60Bet Oph	2.7700	4250.0	71	20504	No
219	GOM_NL__2PRFIN20060131_131255_000000442044_00410_20504_8071.N1	31-JAN-2006 13:12:55	Twl_and_stray	44.000	86	35Eta Oph	2.4300	10200.	88	20504	No

220	GOM_NL__2PRFIN20060131_131540_000000412044_00410_20504_8072.N1	31-JAN-2006 13:15:40	Twilight	40.500	167	10Gam2Sgr	2.9840	4500.0	81	20504	No
221	GOM_NL__2PRFIN20060131_131800_000000372044_00410_20504_8073.N1	31-JAN-2006 13:18:00	Dark	37.000	25	35Lam Sco	1.6200	28000.	74	20504	No
222	GOM_NL__2PRFIN20060131_131928_000000452044_00410_20504_8074.N1	31-JAN-2006 13:19:28	Dark	45.000	40	The Sco	1.8590	7100.0	90	20504	No
223	GOM_NL__2PRFIN20060131_132121_000000362044_00410_20504_8075.N1	31-JAN-2006 13:21:21	Dark	35.500	147	Alp Ara	2.8770	26000.	71	20504	No
224	GOM_NL__2PRFIN20060131_132255_000000402044_00410_20504_8076.N1	31-JAN-2006 13:22:55	Dark	39.500	141	Bet Ara	2.8400	4600.0	79	20504	No
225	GOM_NL__2PRFIN20060131_132648_000000382044_00411_20505_8049.N1	31-JAN-2006 13:26:48	Dark	38.000	43	Alp TrA	1.9100	4250.0	76	20505	No
226	GOM_NL__2PRFIN20060131_132812_000000422044_00411_20505_8050.N1	31-JAN-2006 13:28:12	Dark	41.500	4	Alp1Cen	-0.010000	5800.0	83	20505	No
227	GOM_NL__2PRFIN20060131_133248_000000432044_00411_20505_8051.N1	31-JAN-2006 13:32:48	Dark	42.500	12	Alp1Cru	0.77500	30000.	85	20505	No
228	GOM_NL__2PRFIN20060131_133621_000000372044_00411_20505_8052.N1	31-JAN-2006 13:36:21	Dark	36.500	29	Bet Car	1.6720	10200.	73	20505	No
229	GOM_NL__2PRFIN20060131_133842_000000442044_00411_20505_8053.N1	31-JAN-2006 13:38:42	Dark	43.500	71	lot Car	2.2460	7700.0	87	20505	No
230	GOM_NL__2PRFIN20060131_134027_000000382044_00411_20505_8054.N1	31-JAN-2006 13:40:27	Dark	37.500	46	Del Vel	1.9540	10600.	75	20505	No
231	GOM_NL__2PRFIN20060131_134259_000000392044_00411_20505_8055.N1	31-JAN-2006 13:42:59	Dark	39.000	34	Gam2Vel	1.7930	23000.	78	20505	No
232	GOM_NL__2PRFIN20060131_134504_000000422044_00411_20505_8056.N1	31-JAN-2006 13:45:04	Straylight	41.500	70	Zet Pup	2.2460	39000.	83	20505	No
233	GOM_NL__2PRFIN20060131_134627_000000442044_00411_20505_8057.N1	31-JAN-2006 13:46:27	Straylight	44.000	117	Pi Pup	2.7060	3800.0	88	20505	No
234	GOM_NL__2PRFIN20060131_134854_000000432044_00411_20505_8058.N1	31-JAN-2006 13:48:54	Straylight	42.500	23	21Eps CMa	1.5020	26000.	85	20505	No
235	GOM_NL__2PRFIN20060131_135016_000000392044_00411_20505_8059.N1	31-JAN-2006 13:50:16	Straylight	39.000	179	24Omi2CMa	3.0320	24000.	78	20505	No
236	GOM_NL__2PRFIN20060131_135225_000000432044_00411_20505_8060.N1	31-JAN-2006 13:52:25	Straylight	42.500	1	9Alp CMa	-1.4400	11000.	85	20505	No
237	GOM_NL__2PRFIN20060131_135814_000000482044_00411_20505_8061.N1	31-JAN-2006 13:58:14	Twilight	47.500	8	10Alp CMi	0.40000	6500.0	95	20505	No
238	GOM_NL__2PRFIN20060131_140139_000000382044_00411_20505_8062.N1	31-JAN-2006 14:01:39	Bright	37.500	44	24Gam Gem	1.9280	11000.	75	20505	No
239	GOM_NL__2PRFIN20060131_140329_000000392044_00411_20505_8063.N1	31-JAN-2006 14:03:29	Bright	39.000	151	13Mu Gem	2.8900	3000.0	78	20505	No
240	GOM_NL__2PRFIN20060131_140747_000000352044_00411_20505_8064.N1	31-JAN-2006 14:07:47	Bright	34.500	107	37The Aur	2.6490	11000.	69	20505	No
241	GOM_NL__2PRFIN20060131_140952_000000352044_00411_20505_8065.N1	31-JAN-2006 14:09:52	Bright	35.000	42	34Bet Aur	1.9000	10200.	70	20505	No
242	GOM_NL__2PRFIN20060131_142208_000000332044_00411_20505_8066.N1	31-JAN-2006 14:22:08	Bright	33.000	49	1Alp UMi	1.9900	6300.0	66	20505	No
243	GOM_NL__2PRFIN20060131_143320_000000382044_00411_20505_8067.N1	31-JAN-2006 14:33:20	Bright	37.500	69	33Gam Dra	2.2310	3800.0	75	20505	No
244	GOM_NL__2PRFIN20060131_143645_000000342044_00411_20505_8068.N1	31-JAN-2006 14:36:45	Bright	34.000	5	3Alp Lyr	0.033000	11000.	68	20505	No
245	GOM_NL__2PRFIN20060131_144324_000000022044_00411_20505_8069.N1	31-JAN-2006 14:43:24	Straylight	2.0000	168	17Zet Aql	2.9860	11000.	4	20505	No
246	GOM_NL__2PRFIN20060131_144456_000000362044_00411_20505_8070.N1	31-JAN-2006 14:44:56	Bright	36.000	59	55Alp Oph	2.0800	8900.0	72	20505	No
247	GOM_NL__2PRFIN20060131_144704_000000542044_00411_20505_8071.N1	31-JAN-2006 14:47:04	Bright	54.000	126	60Bet Oph	2.7700	4250.0	108	20505	No
248	GOM_NL__2PRFIN20060131_145332_000000442044_00411_20505_8072.N1	31-JAN-2006 14:53:32	Twilight	43.500	86	35Eta Oph	2.4300	10200.	87	20505	No
249	GOM_NL__2PRFIN20060131_145616_000000412044_00411_20505_8073.N1	31-JAN-2006 14:56:16	Twilight	40.500	167	10Gam2Sgr	2.9840	4500.0	81	20505	No
250	GOM_NL__2PRFIN20060131_145836_000000432044_00411_20505_8074.N1	31-JAN-2006 14:58:36	Dark	43.000	25	35Lam Sco	1.6200	28000.	86	20505	No
251	GOM_NL__2PRFIN20060131_150004_000000382044_00411_20505_8075.N1	31-JAN-2006 15:00:04	Dark	37.500	40	The Sco	1.8590	7100.0	75	20505	No
252	GOM_NL__2PRFIN20060131_150158_000000372044_00411_20505_8076.N1	31-JAN-2006 15:01:58	Dark	37.000	147	Alp Ara	2.8770	26000.	74	20505	No
253	GOM_NL__2PRFIN20060131_150331_000000382044_00411_20505_8077.N1	31-JAN-2006 15:03:31	Dark	37.500	141	Bet Ara	2.8400	4600.0	75	20505	No
254	GOM_NL__2PRFIN20060131_150724_000000462044_00412_20506_8050.N1	31-JAN-2006 15:07:24	Dark	45.500	43	Alp TrA	1.9100	4250.0	91	20506	No
255	GOM_NL__2PRFIN20060131_150848_000000422044_00412_20506_8051.N1	31-JAN-2006 15:08:48	Dark	42.000	4	Alp1Cen	-0.010000	5800.0	84	20506	No
256	GOM_NL__2PRFIN20060131_151324_000000412044_00412_20506_8052.N1	31-JAN-2006 15:13:24	Dark	40.500	12	Alp1Cru	0.77500	30000.	81	20506	No
257	GOM_NL__2PRFIN20060131_151658_000000452044_00412_20506_8053.N1	31-JAN-2006 15:16:58	Dark	45.000	29	Bet Car	1.6720	10200.	90	20506	No
258	GOM_NL__2PRFIN20060131_151919_000000442044_00412_20506_8054.N1	31-JAN-2006 15:19:19	Dark	44.000	71	lot Car	2.2460	7700.0	88	20506	No
259	GOM_NL__2PRFIN20060131_152104_000000382044_00412_20506_8055.N1	31-JAN-2006 15:21:04	Dark	37.500	46	Del Vel	1.9540	10600.	75	20506	No
260	GOM_NL__2PRFIN20060131_152335_000000402044_00412_20506_8056.N1	31-JAN-2006 15:23:35	Dark	40.000	34	Gam2Vel	1.7930	23000.	80	20506	No
261	GOM_NL__2PRFIN20060131_152541_000000382044_00412_20506_8057.N1	31-JAN-2006 15:25:41	Straylight	37.500	70	Zet Pup	2.2460	39000.	75	20506	No
262	GOM_NL__2PRFIN20060131_152703_000000442044_00412_20506_8058.N1	31-JAN-2006 15:27:03	Straylight	43.500	117	Pi Pup	2.7060	3800.0	87	20506	No
263	GOM_NL__2PRFIN20060131_152930_000000392044_00412_20506_8059.N1	31-JAN-2006 15:29:30	Straylight	38.500	23	21Eps CMa	1.5020	26000.	77	20506	No
264	GOM_NL__2PRFIN20060131_153052_000000372044_00412_20506_8060.N1	31-JAN-2006 15:30:52	Straylight	36.500	179	24Omi2CMa	3.0320	24000.	73	20506	No
265	GOM_NL__2PRFIN20060131_153302_000000432044_00412_20506_8061.N1	31-JAN-2006 15:33:02	Straylight	43.000	1	9Alp CMa	-1.4400	11000.	86	20506	No
266	GOM_NL__2PRFIN20060131_153849_000000512044_00412_20506_8062.N1	31-JAN-2006 15:38:49	Twilight	51.000	8	10Alp CMi	0.40000	6500.0	102	20506	No
267	GOM_NL__2PRFIN20060131_154215_000000362044_00412_20506_8063.N1	31-JAN-2006 15:42:15	Bright	35.500	44	24Gam Gem	1.9280	11000.	71	20506	No
268	GOM_NL__2PRFIN20060131_154405_000000382044_00412_20506_8064.N1	31-JAN-2006 15:44:05	Bright	38.000	151	13Mu Gem	2.8900	3000.0	76	20506	No
269	GOM_NL__2PRFIN20060131_154823_000000362044_00412_20506_8065.N1	31-JAN-2006 15:48:23	Bright	35.500	107	37The Aur	2.6490	11000.	71	20506	No
270	GOM_NL__2PRFIN20060131_155028_000000362044_00412_20506_8066.N1	31-JAN-2006 15:50:28	Bright	35.500	42	34Bet Aur	1.9000	10200.	71	20506	No
271	GOM_NL__2PRFIN20060131_160244_000000352044_00412_20506_8067.N1	31-JAN-2006 16:02:44	Bright	35.000	49	1Alp UMi	1.9900	6300.0	70	20506	No
272	GOM_NL__2PRFIN20060131_161356_000000352044_00412_20506_8068.N1	31-JAN-2006 16:13:56	Bright	34.500	69	33Gam Dra	2.2310	3800.0	69	20506	No
273	GOM_NL__2PRFIN20060131_161721_000000362044_00412_20506_8069.N1	31-JAN-2006 16:17:21	Bright	35.500	5	3Alp Lyr	0.033000	11000.	71	20506	No
274	GOM_NL__2PRFIN20060131_162400_000000262044_00412_20506_8070.N1	31-JAN-2006 16:24:00	Bright	26.000	168	17Zet Aql	2.9860	11000.	52	20506	No
275	GOM_NL__2PRFIN20060131_162533_000000382044_00412_20506_8071.N1	31-JAN-2006 16:25:33	Bright	38.000	59	55Alp Oph	2.0800	8900.0	76	20506	No
276	GOM_NL__2PRFIN20060131_162740_000000382044_00412_20506_8072.N1	31-JAN-2006 16:27:40	Bright	37.500	126	60Bet Oph	2.7700	4250.0	75	20506	No
277	GOM_NL__2PRFIN20060131_163408_000000462044_00412_20506_8073.N1	31-JAN-2006 16:34:08	Twilight	45.500	86	35Eta Oph	2.4300	10200.	91	20506	No
278	GOM_NL__2PRFIN20060131_163652_000000422044_00412_20506_8074.N1	31-JAN-2006 16:36:52	Twilight	42.000	167	10Gam2Sgr	2.9840	4500.0	84	20506	No

279	GOM_NL__2PRFIN20060131_163912_000000422044_00412_20506_8075.N1	31-JAN-2006 16:39:12	Dark	41.500	25	35Lam Sco	1.6200	28000.	83	20506	No
280	GOM_NL__2PRFIN20060131_164041_000000412044_00412_20506_8076.N1	31-JAN-2006 16:40:41	Dark	41.000	40	The Sco	1.8590	7100.0	82	20506	No
281	GOM_NL__2PRFIN20060131_164234_000000372044_00412_20506_8077.N1	31-JAN-2006 16:42:34	Dark	37.000	147	Alp Ara	2.8770	26000.	74	20506	No
282	GOM_NL__2PRFIN20060131_164408_000000432044_00412_20506_8078.N1	31-JAN-2006 16:44:08	Dark	42.500	141	Bet Ara	2.8400	4600.0	85	20506	No
283	GOM_NL__2PRFIN20060131_164800_000000482044_00413_20507_8052.N1	31-JAN-2006 16:48:00	Dark	48.000	43	Alp TrA	1.9100	4250.0	96	20507	No
284	GOM_NL__2PRFIN20060131_164925_000000552044_00413_20507_8053.N1	31-JAN-2006 16:49:25	Dark	54.500	4	Alp1Cen	-0.010000	5800.0	109	20507	No
285	GOM_NL__2PRFIN20060131_165401_000000402044_00413_20507_8054.N1	31-JAN-2006 16:54:01	Dark	39.500	12	Alp1Cru	0.77500	30000.	79	20507	No
286	GOM_NL__2PRFIN20060131_165734_000000372044_00413_20507_8055.N1	31-JAN-2006 16:57:34	Dark	37.000	29	Bet Car	1.6720	10200.	74	20507	No
287	GOM_NL__2PRFIN20060131_165955_000000432044_00413_20507_8056.N1	31-JAN-2006 16:59:55	Dark	43.000	71	lot Car	2.2460	7700.0	86	20507	No
288	GOM_NL__2PRFIN20060131_170140_000000392044_00413_20507_8057.N1	31-JAN-2006 17:01:40	Dark	39.000	46	Del Vel	1.9540	10600.	78	20507	No
289	GOM_NL__2PRFIN20060131_170412_000000412044_00413_20507_8058.N1	31-JAN-2006 17:04:12	Dark	41.000	34	Gam2Vel	1.7930	23000.	82	20507	No
290	GOM_NL__2PRFIN20060131_170617_000000402044_00413_20507_8059.N1	31-JAN-2006 17:06:17	Straylight	40.000	70	Zet Pup	2.2460	39000.	80	20507	No
291	GOM_NL__2PRFIN20060131_170740_000000432044_00413_20507_8060.N1	31-JAN-2006 17:07:40	Straylight	42.500	117	Pi Pup	2.7060	3800.0	85	20507	No
292	GOM_NL__2PRFIN20060131_171006_000000392044_00413_20507_8061.N1	31-JAN-2006 17:10:06	Straylight	39.000	23	21Eps CMa	1.5020	26000.	78	20507	No
293	GOM_NL__2PRFIN20060131_171129_000000382044_00413_20507_8062.N1	31-JAN-2006 17:11:29	Straylight	38.000	179	24Omi2CMa	3.0320	24000.	76	20507	No
294	GOM_NL__2PRFIN20060131_171338_000000522044_00413_20507_8063.N1	31-JAN-2006 17:13:38	Straylight	52.000	1	9Alp CMa	-1.4400	11000.	104	20507	No
295	GOM_NL__2PRFIN20060131_171925_000000482044_00413_20507_8064.N1	31-JAN-2006 17:19:25	Tw_i_and_stray	47.500	8	10Alp CMi	0.40000	6500.0	95	20507	No
296	GOM_NL__2PRFIN20060131_172251_000000392044_00413_20507_8065.N1	31-JAN-2006 17:22:51	Bright	38.500	44	24Gam Gem	1.9280	11000.	77	20507	No
297	GOM_NL__2PRFIN20060131_172441_000000392044_00413_20507_8066.N1	31-JAN-2006 17:24:41	Bright	38.500	151	13Mu Gem	2.8900	3000.0	77	20507	No
298	GOM_NL__2PRFIN20060131_172859_000000352044_00413_20507_8067.N1	31-JAN-2006 17:28:59	Bright	34.500	107	37The Aur	2.6490	11000.	69	20507	No
299	GOM_NL__2PRFIN20060131_173105_000000362044_00413_20507_8068.N1	31-JAN-2006 17:31:05	Bright	35.500	42	34Bet Aur	1.9000	10200.	71	20507	No
300	GOM_NL__2PRFIN20060131_174320_000000372044_00413_20507_8069.N1	31-JAN-2006 17:43:20	Bright	36.500	49	1Alp UMi	1.9900	6300.0	73	20507	No
301	GOM_NL__2PRFIN20060131_175432_000000342044_00413_20507_8070.N1	31-JAN-2006 17:54:32	Bright	34.000	69	33Gam Dra	2.2310	3800.0	68	20507	No
302	GOM_NL__2PRFIN20060131_175757_000000352044_00413_20507_8071.N1	31-JAN-2006 17:57:57	Bright	34.500	5	3Alp Lyr	0.033000	11000.	69	20507	No
303	GOM_NL__2PRFIN20060131_180437_000000262044_00413_20507_8072.N1	31-JAN-2006 18:04:37	Bright	26.000	168	17Zet Aql	2.9860	11000.	52	20507	No
304	GOM_NL__2PRFIN20060131_180609_000000422044_00413_20507_8073.N1	31-JAN-2006 18:06:09	Bright	42.000	59	55Alp Oph	2.0800	8900.0	84	20507	No
305	GOM_NL__2PRFIN20060131_180817_000000382044_00413_20507_8074.N1	31-JAN-2006 18:08:17	Bright	37.500	126	60Bet Oph	2.7700	4250.0	75	20507	No
306	GOM_NL__2PRFIN20060131_181445_000000422044_00413_20507_8075.N1	31-JAN-2006 18:14:45	Tw_i_and_stray	42.000	86	35Eta Oph	2.4300	10200.	84	20507	No
307	GOM_NL__2PRFIN20060131_181728_000000402044_00413_20507_8076.N1	31-JAN-2006 18:17:28	Twilight	40.000	167	10Gam2Sgr	2.9840	4500.0	80	20507	No
308	GOM_NL__2PRFIN20060131_181949_000000392044_00413_20507_8077.N1	31-JAN-2006 18:19:49	Dark	39.000	25	35Lam Sco	1.6200	28000.	78	20507	No
309	GOM_NL__2PRFIN20060131_182117_000000392044_00413_20507_8078.N1	31-JAN-2006 18:21:17	Dark	38.500	40	The Sco	1.8590	7100.0	77	20507	No
310	GOM_NL__2PRFIN20060131_182310_000000372044_00413_20507_8079.N1	31-JAN-2006 18:23:10	Dark	37.000	147	Alp Ara	2.8770	26000.	74	20507	No
311	GOM_NL__2PRFIN20060131_182444_000000372044_00413_20507_8080.N1	31-JAN-2006 18:24:44	Dark	36.500	141	Bet Ara	2.8400	4600.0	73	20507	No
312	GOM_NL__2PRFIN20060131_182836_000000482044_00414_20508_8052.N1	31-JAN-2006 18:28:36	Dark	47.500	43	Alp TrA	1.9100	4250.0	95	20508	No
313	GOM_NL__2PRFIN20060131_183002_000000462044_00414_20508_8053.N1	31-JAN-2006 18:30:02	Dark	46.000	4	Alp1Cen	-0.010000	5800.0	92	20508	No
314	GOM_NL__2PRFIN20060131_183437_000000412044_00414_20508_8054.N1	31-JAN-2006 18:34:37	Dark	40.500	12	Alp1Cru	0.77500	30000.	81	20508	No
315	GOM_NL__2PRFIN20060131_183810_000000372044_00414_20508_8055.N1	31-JAN-2006 18:38:10	Dark	37.000	29	Bet Car	1.6720	10200.	74	20508	No
316	GOM_NL__2PRFIN20060131_184031_000000402044_00414_20508_8056.N1	31-JAN-2006 18:40:31	Dark	39.500	71	lot Car	2.2460	7700.0	79	20508	No
317	GOM_NL__2PRFIN20060131_184216_000000382044_00414_20508_8057.N1	31-JAN-2006 18:42:16	Dark	37.500	46	Del Vel	1.9540	10600.	75	20508	No
318	GOM_NL__2PRFIN20060131_184448_000000402044_00414_20508_8058.N1	31-JAN-2006 18:44:48	Dark	40.000	34	Gam2Vel	1.7930	23000.	80	20508	No
319	GOM_NL__2PRFIN20060131_184653_000000412044_00414_20508_8059.N1	31-JAN-2006 18:46:53	Straylight	40.500	70	Zet Pup	2.2460	39000.	81	20508	No
320	GOM_NL__2PRFIN20060131_184816_000000452044_00414_20508_8060.N1	31-JAN-2006 18:48:16	Straylight	45.000	117	Pi Pup	2.7060	3800.0	90	20508	No
321	GOM_NL__2PRFIN20060131_185042_000000412044_00414_20508_8061.N1	31-JAN-2006 18:50:42	Straylight	41.000	23	21Eps CMa	1.5020	26000.	82	20508	No
322	GOM_NL__2PRFIN20060131_185205_000000362044_00414_20508_8062.N1	31-JAN-2006 18:52:05	Straylight	36.000	179	24Omi2CMa	3.0320	24000.	72	20508	No
323	GOM_NL__2PRFIN20060131_185414_000000492044_00414_20508_8063.N1	31-JAN-2006 18:54:14	Straylight	48.500	1	9Alp CMa	-1.4400	11000.	97	20508	No
324	GOM_NL__2PRFIN20060131_190002_000000532044_00414_20508_8064.N1	31-JAN-2006 19:00:02	Tw_i_and_stray	52.500	8	10Alp CMi	0.40000	6500.0	105	20508	No
325	GOM_NL__2PRFIN20060131_190328_000000372044_00414_20508_8065.N1	31-JAN-2006 19:03:28	Bright	37.000	44	24Gam Gem	1.9280	11000.	74	20508	No
326	GOM_NL__2PRFIN20060131_190518_000000392044_00414_20508_8066.N1	31-JAN-2006 19:05:18	Bright	39.000	151	13Mu Gem	2.8900	3000.0	78	20508	No
327	GOM_NL__2PRFIN20060131_190936_000000352044_00414_20508_8067.N1	31-JAN-2006 19:09:36	Bright	35.000	107	37The Aur	2.6490	11000.	70	20508	No
328	GOM_NL__2PRFIN20060131_191141_000000342044_00414_20508_8068.N1	31-JAN-2006 19:11:41	Bright	33.500	42	34Bet Aur	1.9000	10200.	67	20508	No
329	GOM_NL__2PRFIN20060131_192356_000000352044_00414_20508_8069.N1	31-JAN-2006 19:23:56	Bright	35.000	49	1Alp UMi	1.9900	6300.0	70	20508	No
330	GOM_NL__2PRFIN20060131_193508_000000382044_00414_20508_8070.N1	31-JAN-2006 19:35:08	Bright	37.500	69	33Gam Dra	2.2310	3800.0	75	20508	No
331	GOM_NL__2PRFIN20060131_193833_000000342044_00414_20508_8071.N1	31-JAN-2006 19:38:33	Bright	33.500	5	3Alp Lyr	0.033000	11000.	67	20508	No
332	GOM_NL__2PRFIN20060131_194513_000000342044_00414_20508_8072.N1	31-JAN-2006 19:45:13	Bright	33.500	168	17Zet Aql	2.9860	11000.	67	20508	No
333	GOM_NL__2PRFIN20060131_194645_000000272044_00414_20508_8073.N1	31-JAN-2006 19:46:45	Bright	27.000	59	55Alp Oph	2.0800	8900.0	54	20508	No
334	GOM_NL__2PRFIN20060131_194853_000000372044_00414_20508_8074.N1	31-JAN-2006 19:48:53	Bright	36.500	126	60Bet Oph	2.7700	4250.0	73	20508	No
335	GOM_NL__2PRFIN20060131_195521_000000422044_00414_20508_8075.N1	31-JAN-2006 19:55:21	Tw_i_and_stray	41.500	86	35Eta Oph	2.4300	10200.	83	20508	No
336	GOM_NL__2PRFIN20060131_195805_000000412044_00414_20508_8076.N1	31-JAN-2006 19:58:05	Twilight	40.500	167	10Gam2Sgr	2.9840	4500.0	81	20508	No
337	GOM_NL__2PRFIN20060131_200025_000000402044_00414_20508_8077.N1	31-JAN-2006 20:00:25	Dark	40.000	25	35Lam Sco	1.6200	28000.	80	20508	No

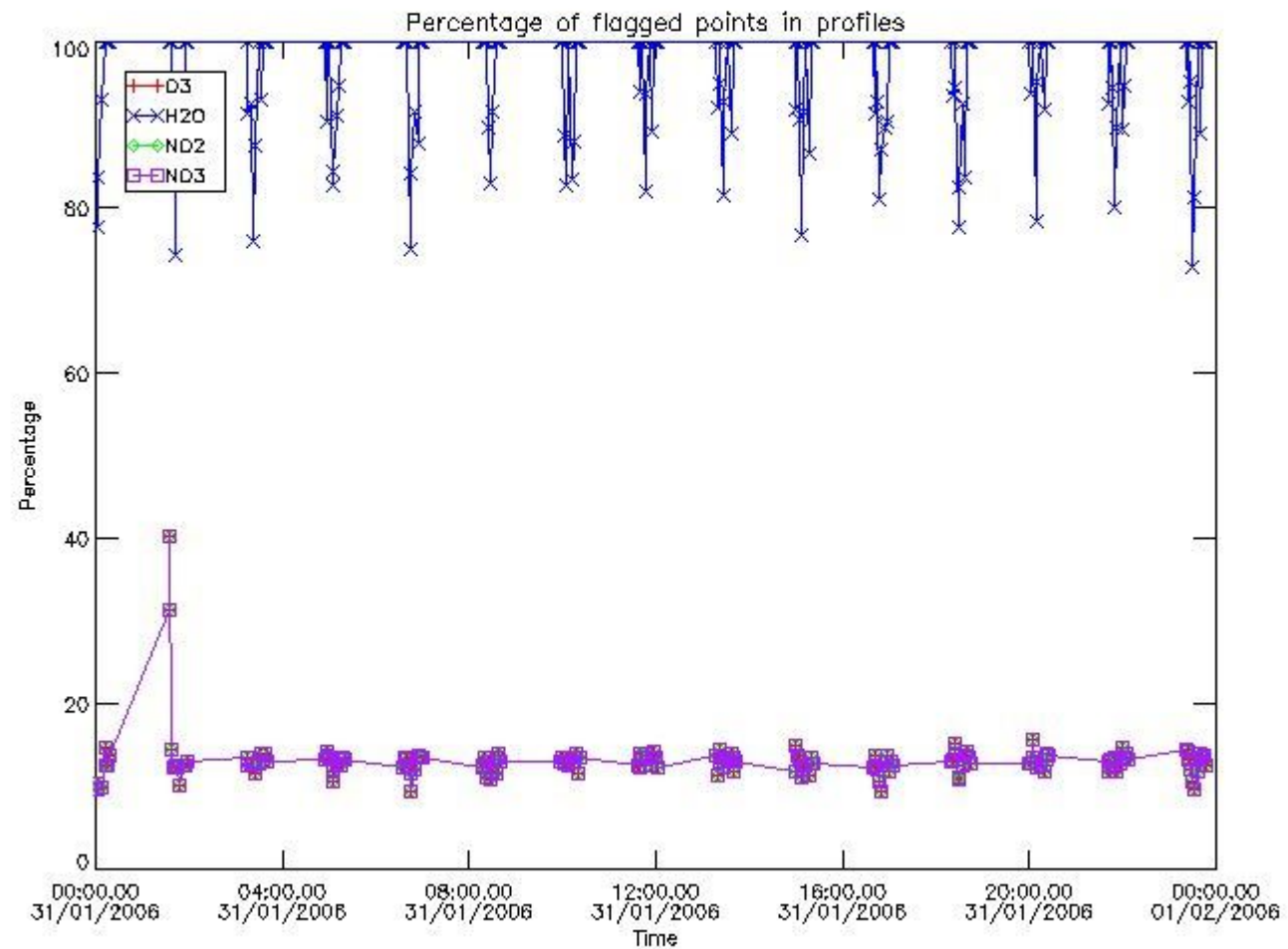
338	GOM_NL__2PRFIN20060131_200153_000000402044_00414_20508_8078.N1	31-JAN-2006 20:01:53	Dark	40.000	40	The Sco	1.8590	7100.0	80	20508	No
339	GOM_NL__2PRFIN20060131_200346_000000362044_00414_20508_8079.N1	31-JAN-2006 20:03:46	Dark	36.000	147	Alp Ara	2.8770	26000.	72	20508	No
340	GOM_NL__2PRFIN20060131_200520_000000382044_00414_20508_8080.N1	31-JAN-2006 20:05:20	Dark	37.500	141	Bet Ara	2.8400	4600.0	75	20508	No
341	GOM_NL__2PRFIN20060131_200912_000000402044_00415_20509_8053.N1	31-JAN-2006 20:09:12	Dark	39.500	43	Alp TrA	1.9100	4250.0	79	20509	No
342	GOM_NL__2PRFIN20060131_201038_000000422044_00415_20509_8054.N1	31-JAN-2006 20:10:38	Dark	41.500	4	Alp1Cen	-0.010000	5800.0	83	20509	No
343	GOM_NL__2PRFIN20060131_201514_000000412044_00415_20509_8055.N1	31-JAN-2006 20:15:14	Dark	40.500	12	Alp1Cru	0.77500	30000.	81	20509	No
344	GOM_NL__2PRFIN20060131_201846_000000442044_00415_20509_8056.N1	31-JAN-2006 20:18:46	Dark	43.500	29	Bet Car	1.6720	10200.	87	20509	No
345	GOM_NL__2PRFIN20060131_202108_000000392044_00415_20509_8057.N1	31-JAN-2006 20:21:08	Dark	38.500	71	lot Car	2.2460	7700.0	77	20509	No
346	GOM_NL__2PRFIN20060131_202252_000000372044_00415_20509_8058.N1	31-JAN-2006 20:22:52	Dark	36.500	46	Del Vel	1.9540	10600.	73	20509	No
347	GOM_NL__2PRFIN20060131_202524_000000412044_00415_20509_8059.N1	31-JAN-2006 20:25:24	Dark	40.500	34	Gam2Vel	1.7930	23000.	81	20509	No
348	GOM_NL__2PRFIN20060131_202729_000000382044_00415_20509_8060.N1	31-JAN-2006 20:27:29	Straylight	37.500	70	Zet Pup	2.2460	39000.	75	20509	No
349	GOM_NL__2PRFIN20060131_202852_000000382044_00415_20509_8061.N1	31-JAN-2006 20:28:52	Straylight	38.000	117	Pi Pup	2.7060	3800.0	76	20509	No
350	GOM_NL__2PRFIN20060131_203118_000000392044_00415_20509_8062.N1	31-JAN-2006 20:31:18	Straylight	38.500	23	21Eps CMa	1.5020	26000.	77	20509	No
351	GOM_NL__2PRFIN20060131_203241_000000372044_00415_20509_8063.N1	31-JAN-2006 20:32:41	Straylight	37.000	179	24Omi2CMa	3.0320	24000.	74	20509	No
352	GOM_NL__2PRFIN20060131_203450_000000442044_00415_20509_8064.N1	31-JAN-2006 20:34:50	Straylight	43.500	1	9Alp CMa	-1.4400	11000.	87	20509	No
353	GOM_NL__2PRFIN20060131_204037_000000502044_00415_20509_8065.N1	31-JAN-2006 20:40:37	Twilight	49.500	8	10Alp CMi	0.40000	6500.0	99	20509	No
354	GOM_NL__2PRFIN20060131_204404_000000382044_00415_20509_8066.N1	31-JAN-2006 20:44:04	Bright	38.000	44	24Gam Gem	1.9280	11000.	76	20509	No
355	GOM_NL__2PRFIN20060131_204554_000000382044_00415_20509_8067.N1	31-JAN-2006 20:45:54	Bright	37.500	151	13Mu Gem	2.8900	3000.0	75	20509	No
356	GOM_NL__2PRFIN20060131_205012_000000362044_00415_20509_8068.N1	31-JAN-2006 20:50:12	Bright	36.000	107	37The Aur	2.6490	11000.	72	20509	No
357	GOM_NL__2PRFIN20060131_205217_000000372044_00415_20509_8069.N1	31-JAN-2006 20:52:17	Bright	36.500	42	34Bet Aur	1.9000	10200.	73	20509	No
358	GOM_NL__2PRFIN20060131_210432_000000362044_00415_20509_8070.N1	31-JAN-2006 21:04:32	Bright	36.000	49	1Alp UMi	1.9900	6300.0	72	20509	No
359	GOM_NL__2PRFIN20060131_211544_000000372044_00415_20509_8071.N1	31-JAN-2006 21:15:44	Bright	36.500	69	33Gam Dra	2.2310	3800.0	73	20509	No
360	GOM_NL__2PRFIN20060131_211909_000000382044_00415_20509_8072.N1	31-JAN-2006 21:19:09	Bright	37.500	5	3Alp Lyr	0.033000	11000.	75	20509	No
361	GOM_NL__2PRFIN20060131_212549_000000512044_00415_20509_8073.N1	31-JAN-2006 21:25:49	Bright	51.000	168	17Zet Aql	2.9860	11000.	102	20509	No
362	GOM_NL__2PRFIN20060131_212721_000000272044_00415_20509_8074.N1	31-JAN-2006 21:27:21	Bright	27.000	59	55Alp Oph	2.0800	8900.0	54	20509	No
363	GOM_NL__2PRFIN20060131_212929_000000532044_00415_20509_8075.N1	31-JAN-2006 21:29:29	Bright	53.000	126	60Bet Oph	2.7700	4250.0	106	20509	No
364	GOM_NL__2PRFIN20060131_213558_000000432044_00415_20509_8076.N1	31-JAN-2006 21:35:58	Twilight	43.000	86	35Eta Oph	2.4300	10200.	86	20509	No
365	GOM_NL__2PRFIN20060131_213841_000000402044_00415_20509_8077.N1	31-JAN-2006 21:38:41	Twilight	39.500	167	10Gam2Sgr	2.9840	4500.0	79	20509	No
366	GOM_NL__2PRFIN20060131_214101_000000402044_00415_20509_8078.N1	31-JAN-2006 21:41:01	Dark	39.500	25	35Lam Sco	1.6200	28000.	79	20509	No
367	GOM_NL__2PRFIN20060131_214229_000000472044_00415_20509_8079.N1	31-JAN-2006 21:42:29	Dark	47.000	40	The Sco	1.8590	7100.0	94	20509	No
368	GOM_NL__2PRFIN20060131_214423_000000392044_00415_20509_8080.N1	31-JAN-2006 21:44:23	Dark	38.500	147	Alp Ara	2.8770	26000.	77	20509	No
369	GOM_NL__2PRFIN20060131_214556_000000462044_00415_20509_8081.N1	31-JAN-2006 21:45:56	Dark	45.500	141	Bet Ara	2.8400	4600.0	91	20509	No
370	GOM_NL__2PRFIN20060131_214948_000000382044_00416_20510_8053.N1	31-JAN-2006 21:49:48	Dark	38.000	43	Alp TrA	1.9100	4250.0	76	20510	No
371	GOM_NL__2PRFIN20060131_215114_000000442044_00416_20510_8054.N1	31-JAN-2006 21:51:14	Dark	43.500	4	Alp1Cen	-0.010000	5800.0	87	20510	No
372	GOM_NL__2PRFIN20060131_215550_000000402044_00416_20510_8055.N1	31-JAN-2006 21:55:50	Dark	40.000	12	Alp1Cru	0.77500	30000.	80	20510	No
373	GOM_NL__2PRFIN20060131_215922_000000382044_00416_20510_8056.N1	31-JAN-2006 21:59:22	Dark	38.000	29	Bet Car	1.6720	10200.	76	20510	No
374	GOM_NL__2PRFIN20060131_220144_000000382044_00416_20510_8057.N1	31-JAN-2006 22:01:44	Dark	37.500	71	lot Car	2.2460	7700.0	75	20510	No
375	GOM_NL__2PRFIN20060131_220329_000000372044_00416_20510_8058.N1	31-JAN-2006 22:03:29	Dark	36.500	46	Del Vel	1.9540	10600.	73	20510	No
376	GOM_NL__2PRFIN20060131_220600_000000392044_00416_20510_8059.N1	31-JAN-2006 22:06:00	Dark	38.500	34	Gam2Vel	1.7930	23000.	77	20510	No
377	GOM_NL__2PRFIN20060131_220805_000000382044_00416_20510_8060.N1	31-JAN-2006 22:08:05	Straylight	38.000	70	Zet Pup	2.2460	39000.	76	20510	No
378	GOM_NL__2PRFIN20060131_220928_000000392044_00416_20510_8061.N1	31-JAN-2006 22:09:28	Straylight	39.000	117	Pi Pup	2.7060	3800.0	78	20510	No
379	GOM_NL__2PRFIN20060131_221154_000000402044_00416_20510_8062.N1	31-JAN-2006 22:11:54	Straylight	39.500	23	21Eps CMa	1.5020	26000.	79	20510	No
380	GOM_NL__2PRFIN20060131_221317_000000372044_00416_20510_8063.N1	31-JAN-2006 22:13:17	Straylight	36.500	179	24Omi2CMa	3.0320	24000.	73	20510	No
381	GOM_NL__2PRFIN20060131_221526_000000462044_00416_20510_8064.N1	31-JAN-2006 22:15:26	Straylight	45.500	1	9Alp CMa	-1.4400	11000.	91	20510	No
382	GOM_NL__2PRFIN20060131_222113_000000482044_00416_20510_8065.N1	31-JAN-2006 22:21:13	Twilight	48.000	8	10Alp CMi	0.40000	6500.0	96	20510	No
383	GOM_NL__2PRFIN20060131_222440_000000372044_00416_20510_8066.N1	31-JAN-2006 22:24:40	Bright	36.500	44	24Gam Gem	1.9280	11000.	73	20510	No
384	GOM_NL__2PRFIN20060131_222630_000000382044_00416_20510_8067.N1	31-JAN-2006 22:26:30	Bright	37.500	151	13Mu Gem	2.8900	3000.0	75	20510	No
385	GOM_NL__2PRFIN20060131_223048_000000352044_00416_20510_8068.N1	31-JAN-2006 22:30:48	Bright	34.500	107	37The Aur	2.6490	11000.	69	20510	No
386	GOM_NL__2PRFIN20060131_223253_000000352044_00416_20510_8069.N1	31-JAN-2006 22:32:53	Bright	35.000	42	34Bet Aur	1.9000	10200.	70	20510	No
387	GOM_NL__2PRFIN20060131_224508_000000362044_00416_20510_8070.N1	31-JAN-2006 22:45:08	Bright	36.000	49	1Alp UMi	1.9900	6300.0	72	20510	No
388	GOM_NL__2PRFIN20060131_225620_000000362044_00416_20510_8071.N1	31-JAN-2006 22:56:20	Bright	35.500	69	33Gam Dra	2.2310	3800.0	71	20510	No
389	GOM_NL__2PRFIN20060131_225945_000000342044_00416_20510_8072.N1	31-JAN-2006 22:59:45	Bright	33.500	5	3Alp Lyr	0.033000	11000.	67	20510	No
390	GOM_NL__2PRFIN20060131_230625_000000332044_00416_20510_8073.N1	31-JAN-2006 23:06:25	Bright	33.000	168	17Zet Aql	2.9860	11000.	66	20510	No
391	GOM_NL__2PRFIN20060131_230757_000000032044_00416_20510_8074.N1	31-JAN-2006 23:07:57	Straylight	3.0000	59	55Alp Oph	2.0800	8900.0	6	20510	No
392	GOM_NL__2PRFIN20060131_231005_000000542044_00416_20510_8075.N1	31-JAN-2006 23:10:05	Bright	54.000	126	60Bet Oph	2.7700	4250.0	108	20510	No
393	GOM_NL__2PRFIN20060131_231634_000000412044_00416_20510_8076.N1	31-JAN-2006 23:16:34	Twilight	41.000	86	35Eta Oph	2.4300	10200.	82	20510	No
394	GOM_NL__2PRFIN20060131_231917_000000422044_00416_20510_8077.N1	31-JAN-2006 23:19:17	Twilight	41.500	167	10Gam2Sgr	2.9840	4500.0	83	20510	No
395	GOM_NL__2PRFIN20060131_232137_000000432044_00416_20510_8078.N1	31-JAN-2006 23:21:37	Dark	42.500	25	35Lam Sco	1.6200	28000.	85	20510	No
396	GOM_NL__2PRFIN20060131_232306_000000422044_00416_20510_8079.N1	31-JAN-2006 23:23:06	Dark	42.000	40	The Sco	1.8590	7100.0	84	20510	No

397	GOM_NL__2PRFIN20060131_232459_000000362044_00416_20510_8080.N1	31-JAN-2006 23:24:59	Dark	36.000	147	Alp Ara	2.8770	26000.	72	20510	No
398	GOM_NL__2PRFIN20060131_232632_000000422044_00416_20510_8081.N1	31-JAN-2006 23:26:32	Dark	42.000	141	Bet Ara	2.8400	4600.0	84	20510	No
399	GOM_NL__2PRFIN20060131_233024_000000482044_00417_20511_8054.N1	31-JAN-2006 23:30:24	Dark	48.000	43	Alp TrA	1.9100	4250.0	96	20511	No
400	GOM_NL__2PRFIN20060131_233151_000000542044_00417_20511_8055.N1	31-JAN-2006 23:31:51	Dark	53.500	4	Alp1Cen	-0.010000	5800.0	107	20511	No
401	GOM_NL__2PRFIN20060131_233627_000000442044_00417_20511_8056.N1	31-JAN-2006 23:36:27	Dark	43.500	12	Alp1Cru	0.77500	30000.	87	20511	No
402	GOM_NL__2PRFIN20060131_233958_000000372044_00417_20511_8057.N1	31-JAN-2006 23:39:58	Dark	36.500	29	Bet Car	1.6720	10200.	73	20511	No
403	GOM_NL__2PRFIN20060131_234220_000000382044_00417_20511_8058.N1	31-JAN-2006 23:42:20	Dark	38.000	71	lot Car	2.2460	7700.0	76	20511	No
404	GOM_NL__2PRFIN20060131_234405_000000412044_00417_20511_8059.N1	31-JAN-2006 23:44:05	Dark	41.000	46	Del Vel	1.9540	10600.	82	20511	No
405	GOM_NL__2PRFIN20060131_234636_000000412044_00417_20511_8060.N1	31-JAN-2006 23:46:36	Dark	41.000	34	Gam2Vel	1.7930	23000.	82	20511	No
406	GOM_NL__2PRFIN20060131_234842_000000412044_00417_20511_8061.N1	31-JAN-2006 23:48:42	Straylight	40.500	70	Zet Pup	2.2460	39000.	81	20511	No
407	GOM_NL__2PRFIN20060131_235004_000000452044_00417_20511_8062.N1	31-JAN-2006 23:50:04	Straylight	44.500	117	Pi Pup	2.7060	3800.0	89	20511	No
408	GOM_NL__2PRFIN20060131_235230_000000432044_00417_20511_8063.N1	31-JAN-2006 23:52:30	Straylight	42.500	23	21Eps CMa	1.5020	26000.	85	20511	No
409	GOM_NL__2PRFIN20060131_235353_000000392044_00417_20511_8064.N1	31-JAN-2006 23:53:53	Straylight	38.500	179	24Omi2CMa	3.0320	24000.	77	20511	No
410	GOM_NL__2PRFIN20060131_235602_000000432044_00417_20511_8065.N1	31-JAN-2006 23:56:02	Straylight	42.500	1	9Alp CMa	-1.4400	11000.	85	20511	No

### 3. Quality information per product

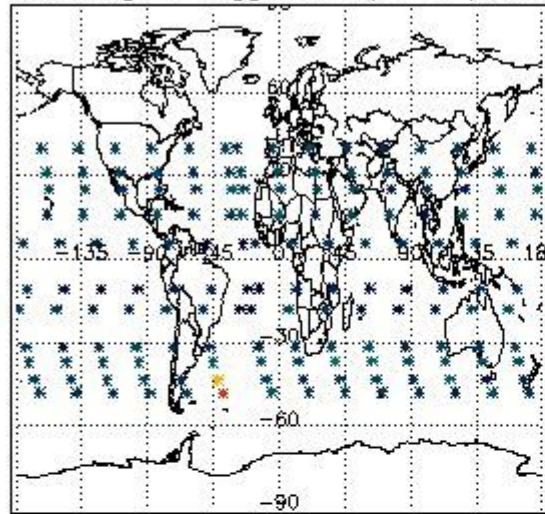
In this section it is plotted some information contained in the Quality Summary data set of the level 2 products. Only products in dark limb conditions and without errors (error flag in the MPH set to "0") are used.

#### 3.1 Plot quality information per product (time dependant)

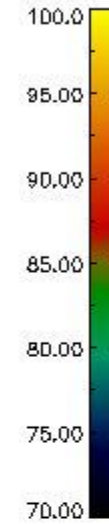
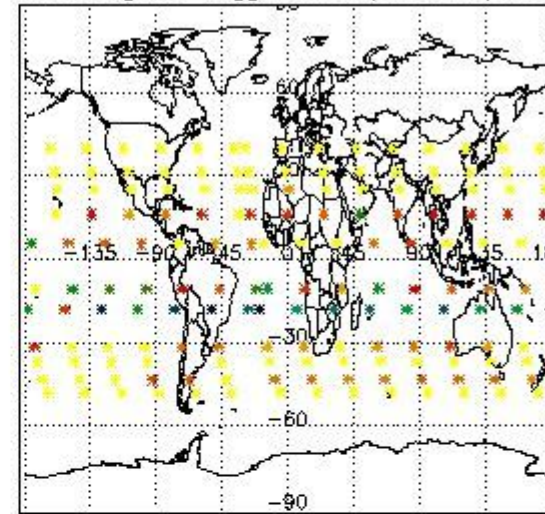


#### 3.2 Plot quality information per product (world map)

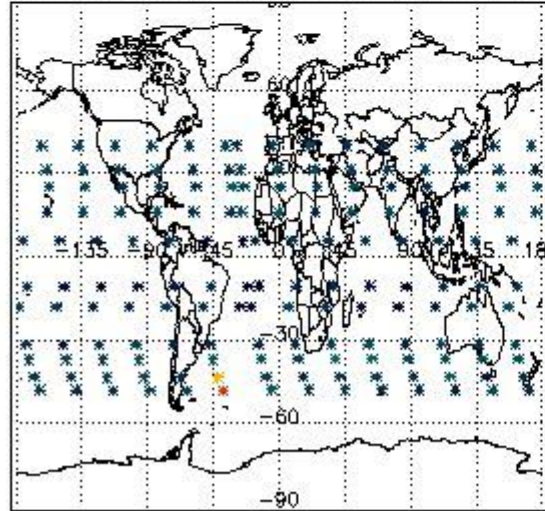
Percentage of flagged data per O3 profile



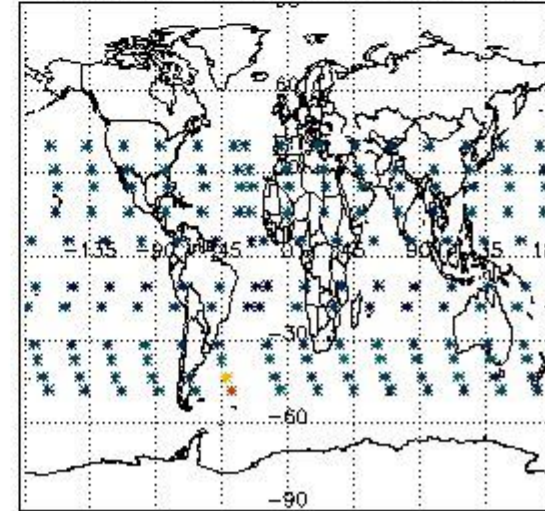
Percentage of flagged data per H2O profile



Percentage of flagged data per NO2 profile



Percentage of flagged data per NO3 profile

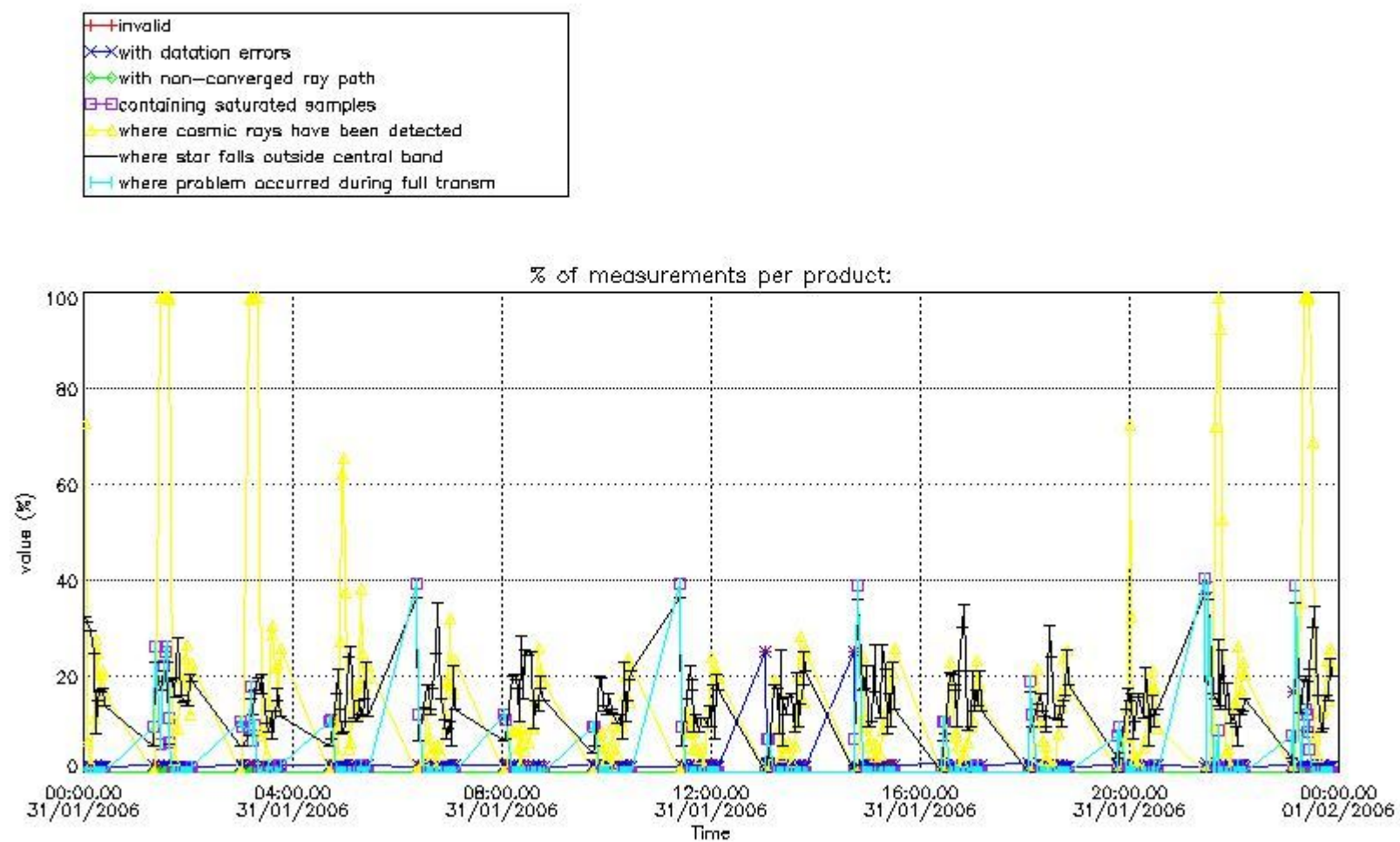


#### 4. Level 1 quality information per product

In this section it is plotted some information contained in the Quality Summary data set of the level 2 products that comes from the level 1b processing. Products without errors (error flag in the MPH set to "0") are used.

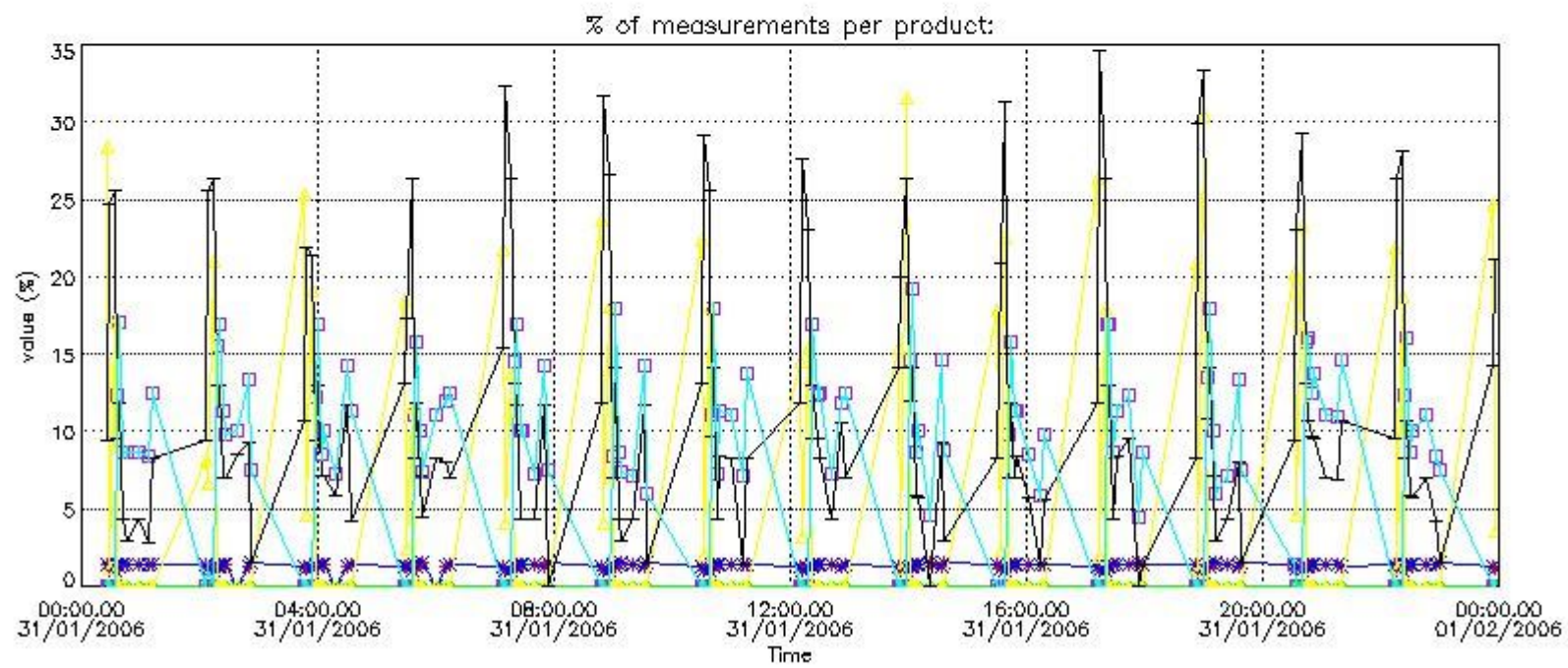
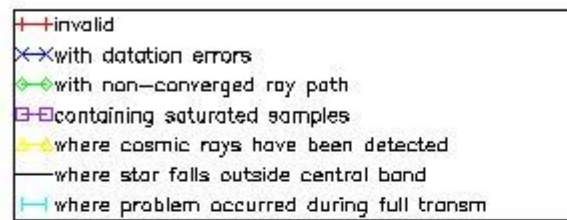
##### 4.1 Plot quality information per product (time dependant) coming from level 1b processing

###### 4.1.1 Plot level 1 quality information per product (time dependant): ENVISAT ASCENDING passes



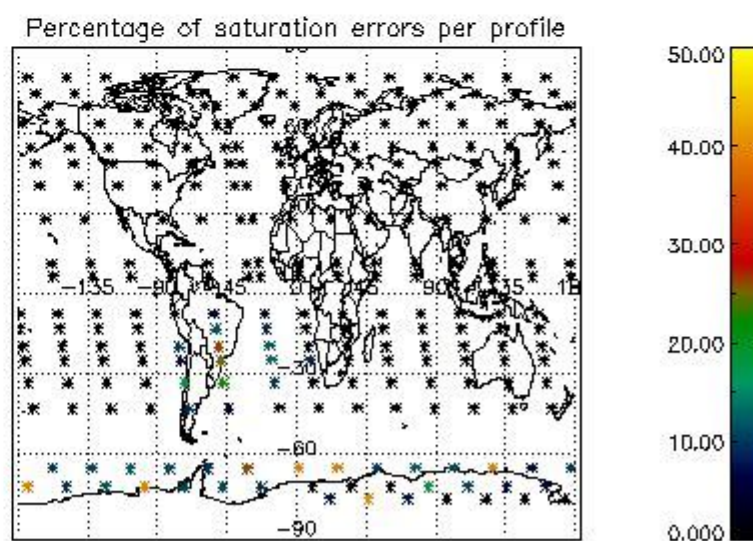
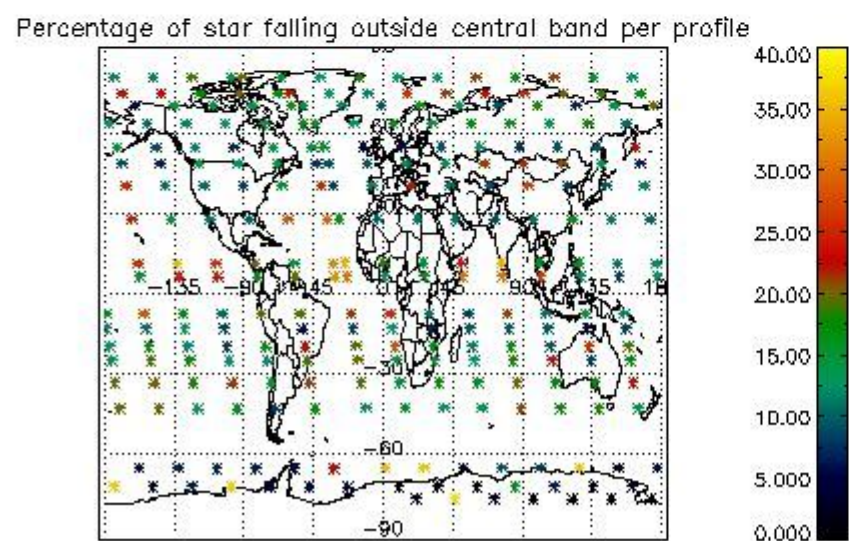
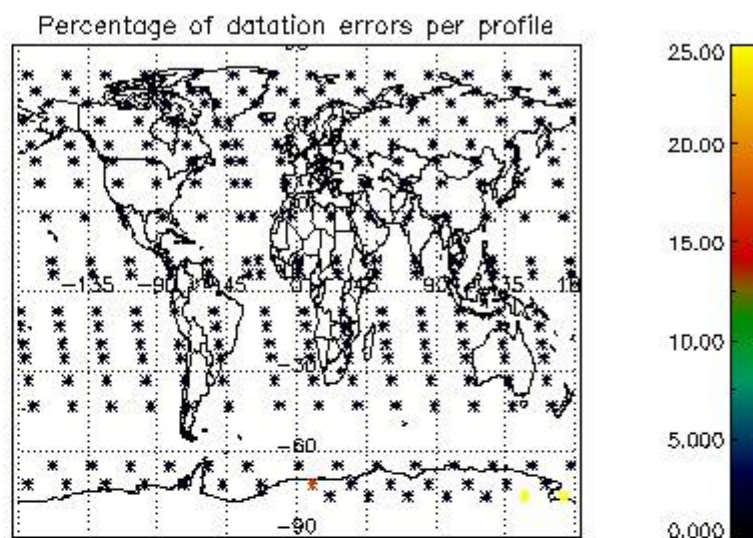
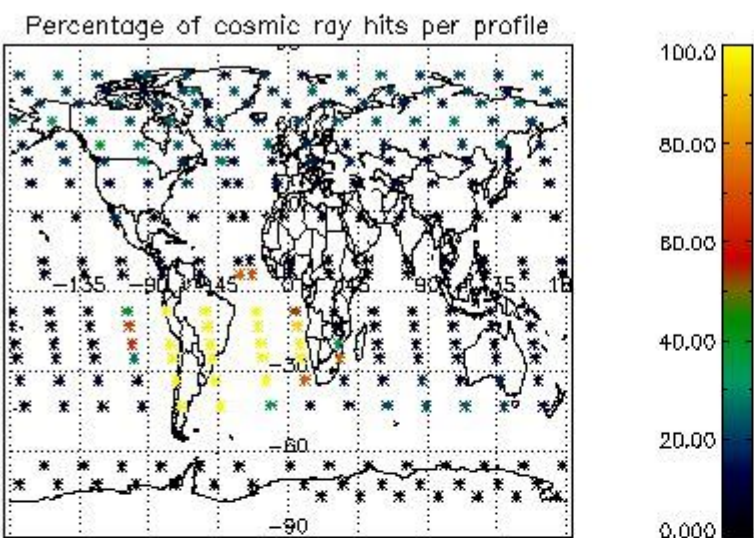
4.1.2 Plot level 1 quality information per product (time dependant): ENVI SAT DESCENDING passes





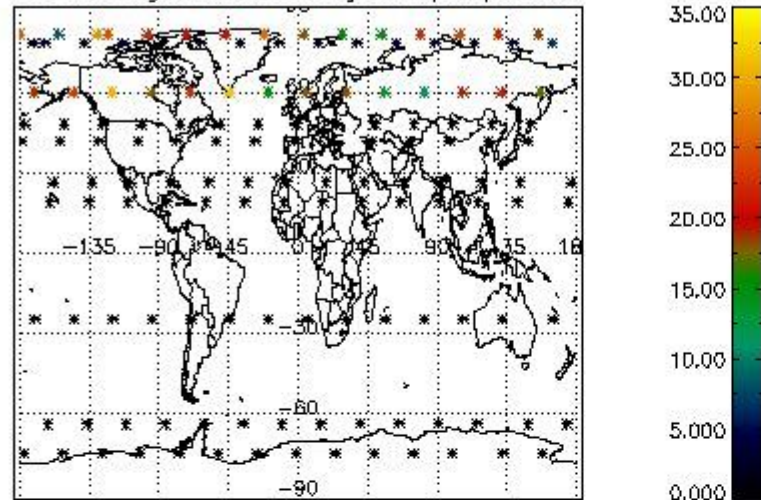
*4.2 Plot quality information per product coming from level 1b processing (world map)*

*4.2.1 Plot level 1 quality information per product (world map): ENVISAT ASCENDING passes*

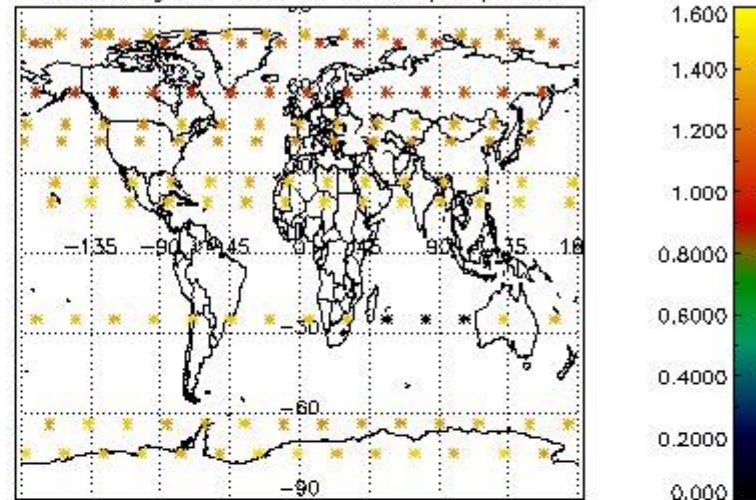


4.2.2 Plot level 1 quality information per product (world map): ENVISAT DESCENDING passes

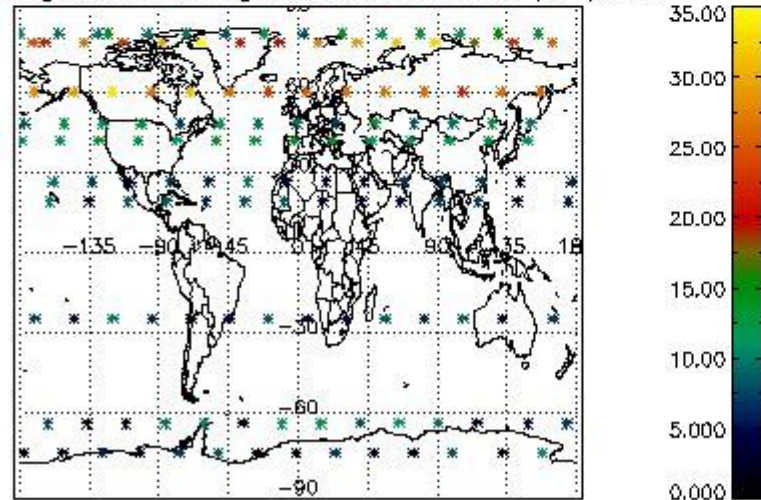
Percentage of cosmic ray hits per profile



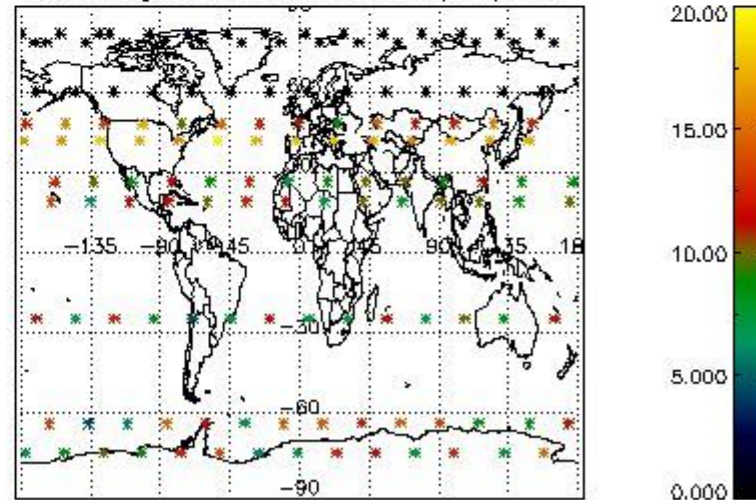
Percentage of datation errors per profile



Percentage of star falling outside central band per profile



Percentage of saturation errors per profile



## 5. Trace gas profiles

### 5.1 Ozone statistics based on quality of products

The final quality of the products can be "measured" using the STD (Standard Deviation) attached to every point profile. This information is written to the parameter GOM\_NL\_\_2P/NL\_LOCAL\_SPECIES\_DENSITY/o3\_std of the level 2 products. The table below shows the statistics for given STD ranges.

The statistics are given with respect to the overall valid production:

- Products without fatal errors: GOM\_NL\_\_2P/MPH/PRODUCT\_ERR=0
- Valid point profile: GOM\_NL\_\_2P/NL\_LOCAL\_SPECIES\_DENSITY/pcd(0)=0

The 'Criteria' is applied to valid points of dark limb products:

- Products in dark limb illumination condition: GOM\_NL\_\_2P/NL\_SUMMARY\_QUALITY/obs\_ill\_cond=0
- Products without fatal errors: GOM\_NL\_\_2P/MPH/PRODUCT\_ERR=0
- Valid point profile: GOM\_NL\_\_2P/NL\_LOCAL\_SPECIES\_DENSITY/pcd(0)=0

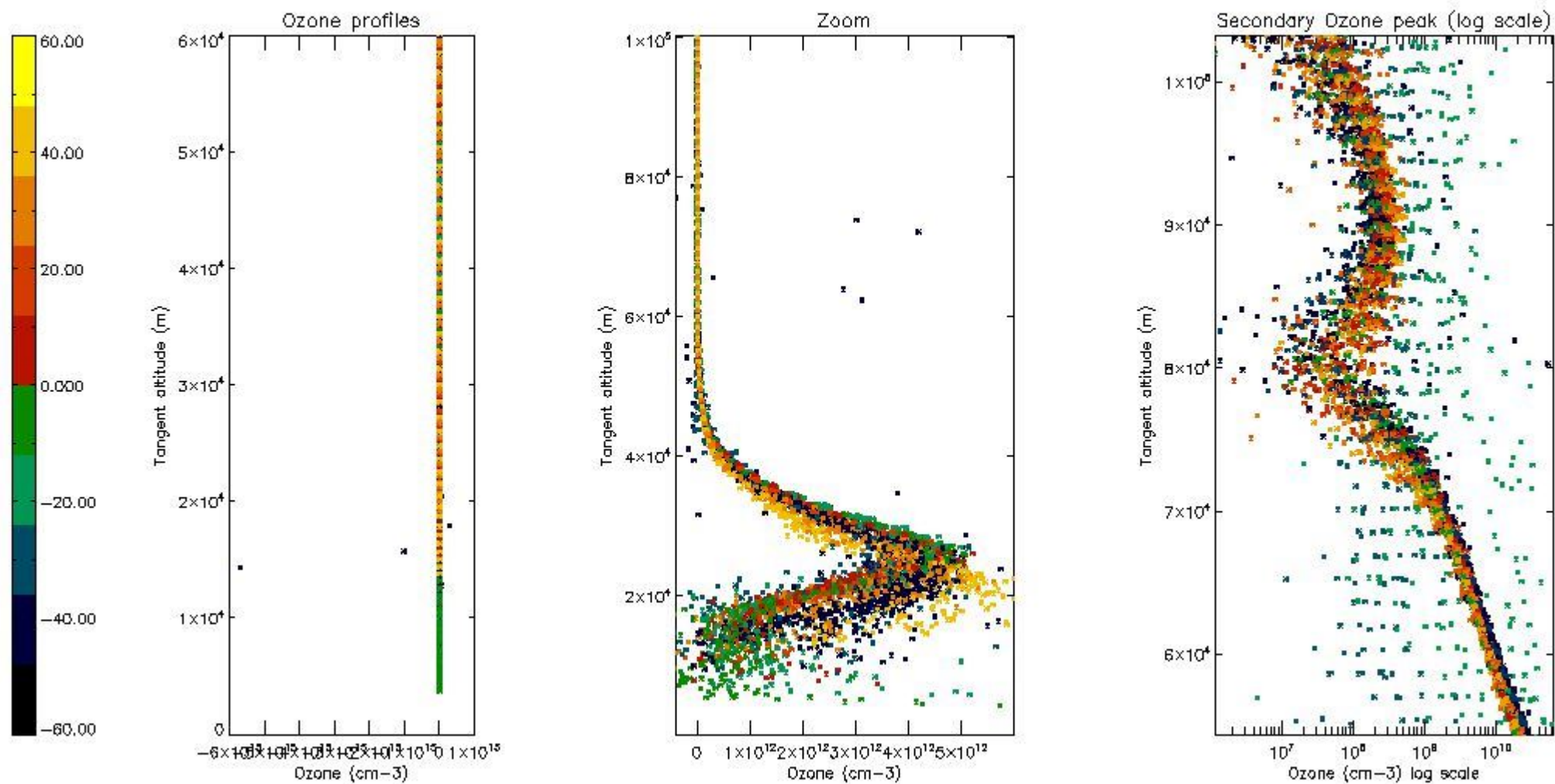
So, the table below shows the percentage of dark limb and valid observations for each criteria with respect to the overall valid daily observations.

Criteria	% of total production
All STD	41
STD < 20	23

STD < 10	19
STD < 5	12

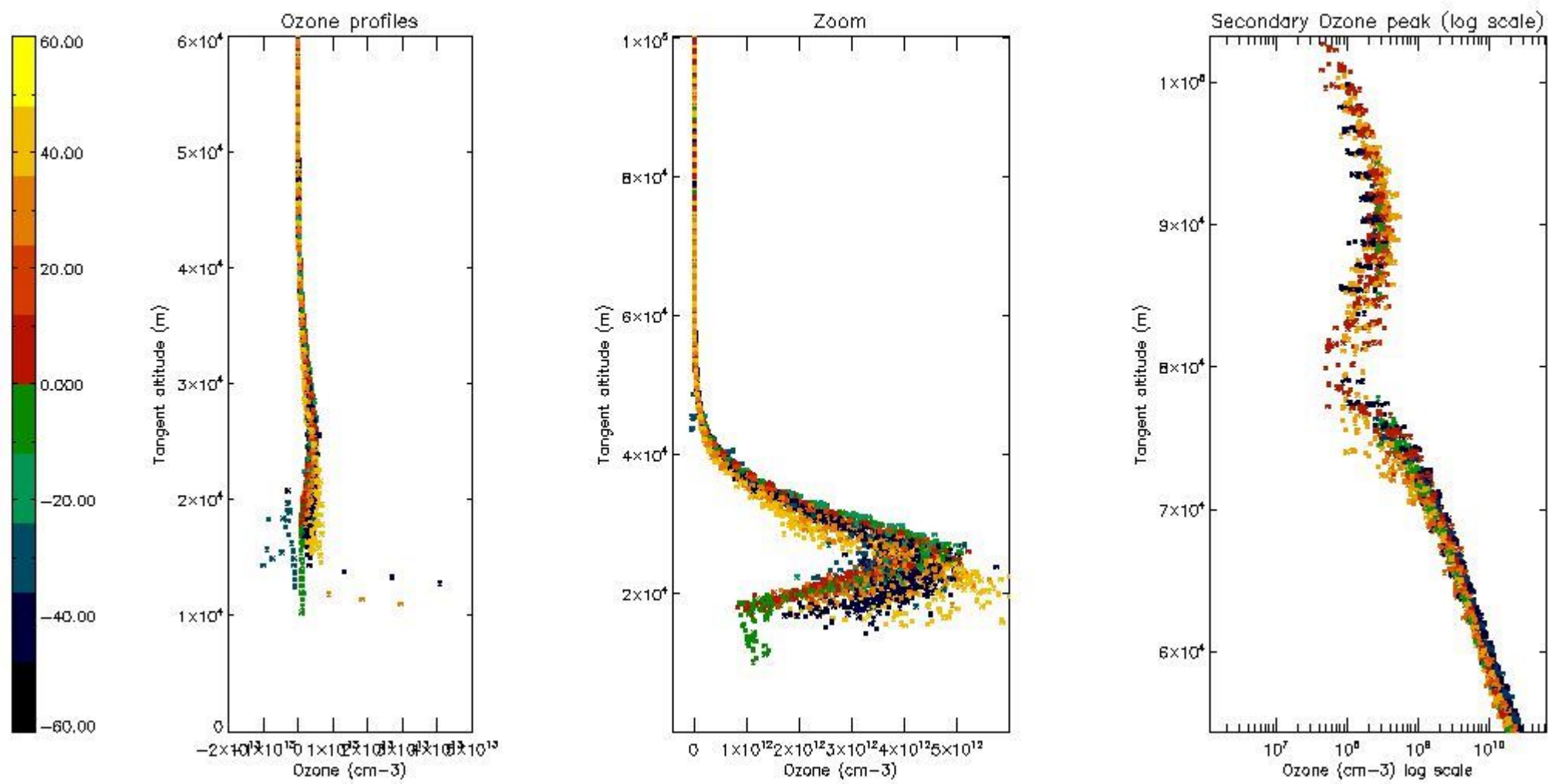
5.2 Plot ozone profiles for all STD (dark without errors)

The colorbar represents the latitude.



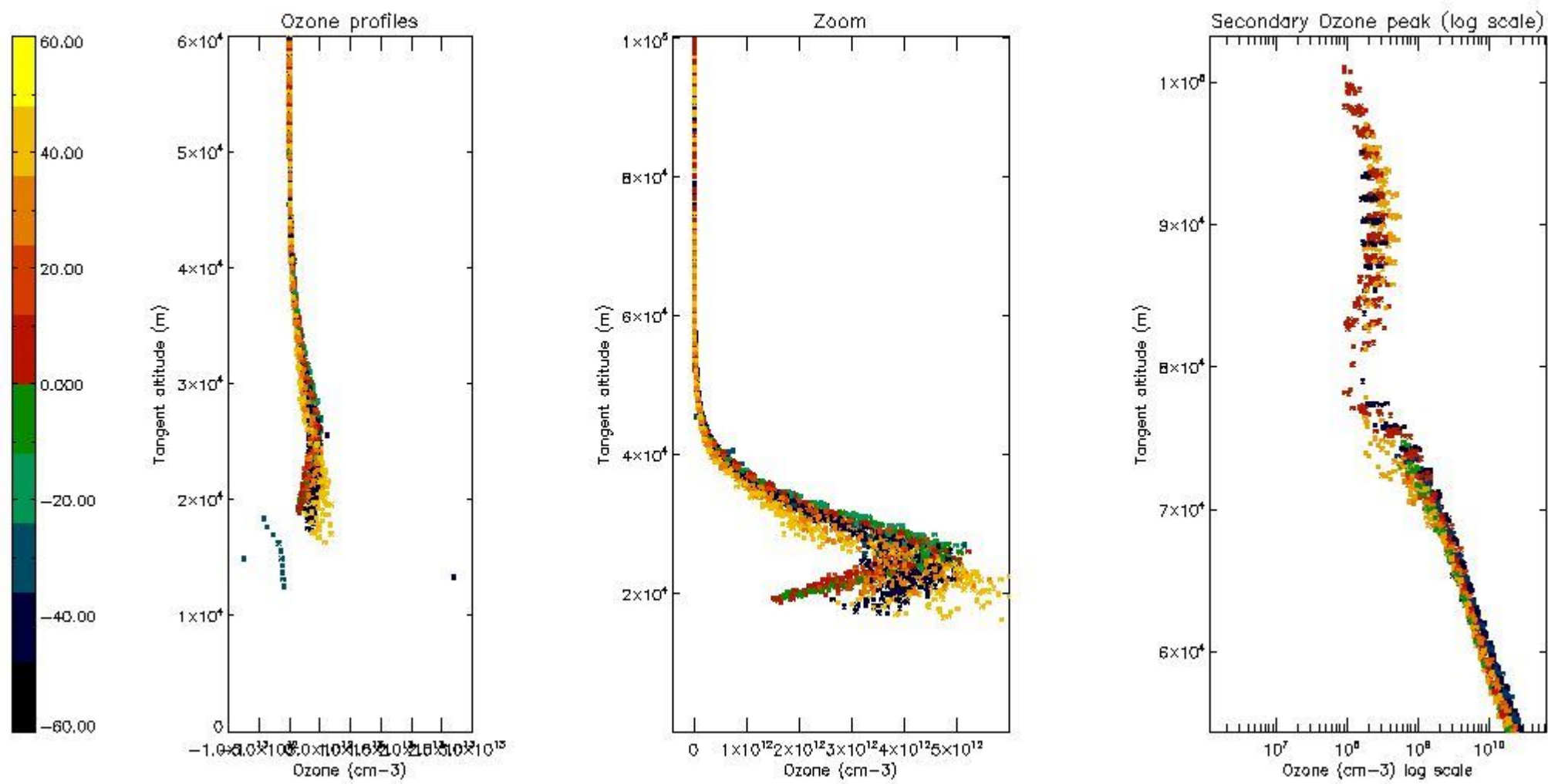
5.3 Plot ozone profiles where STD < 20% (dark without errors)

The colorbar represents the latitude.



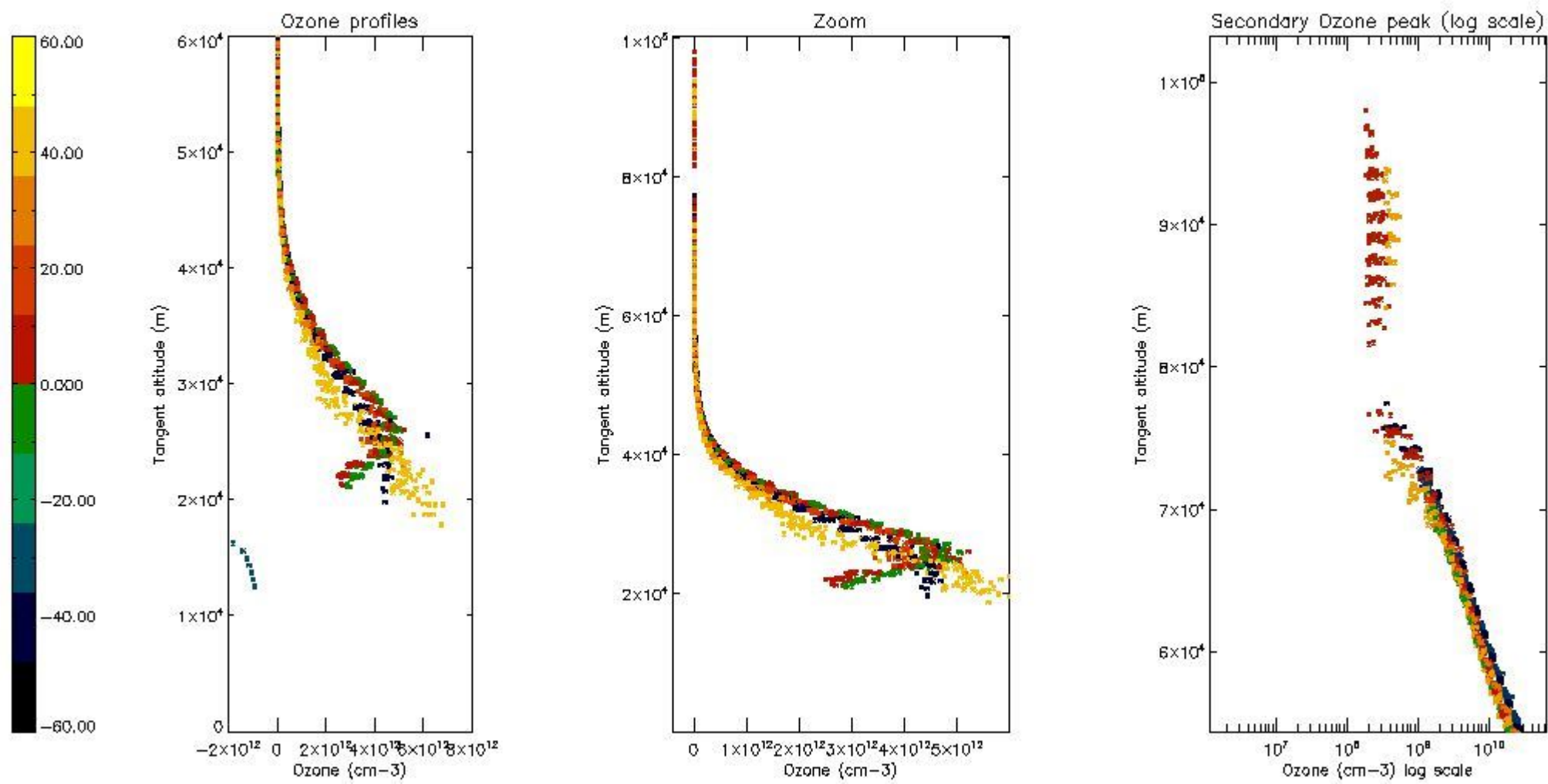
*5.4 Plot ozone profiles where  $STD < 10\%$  (dark without errors)*

The colorbar represents the latitude.



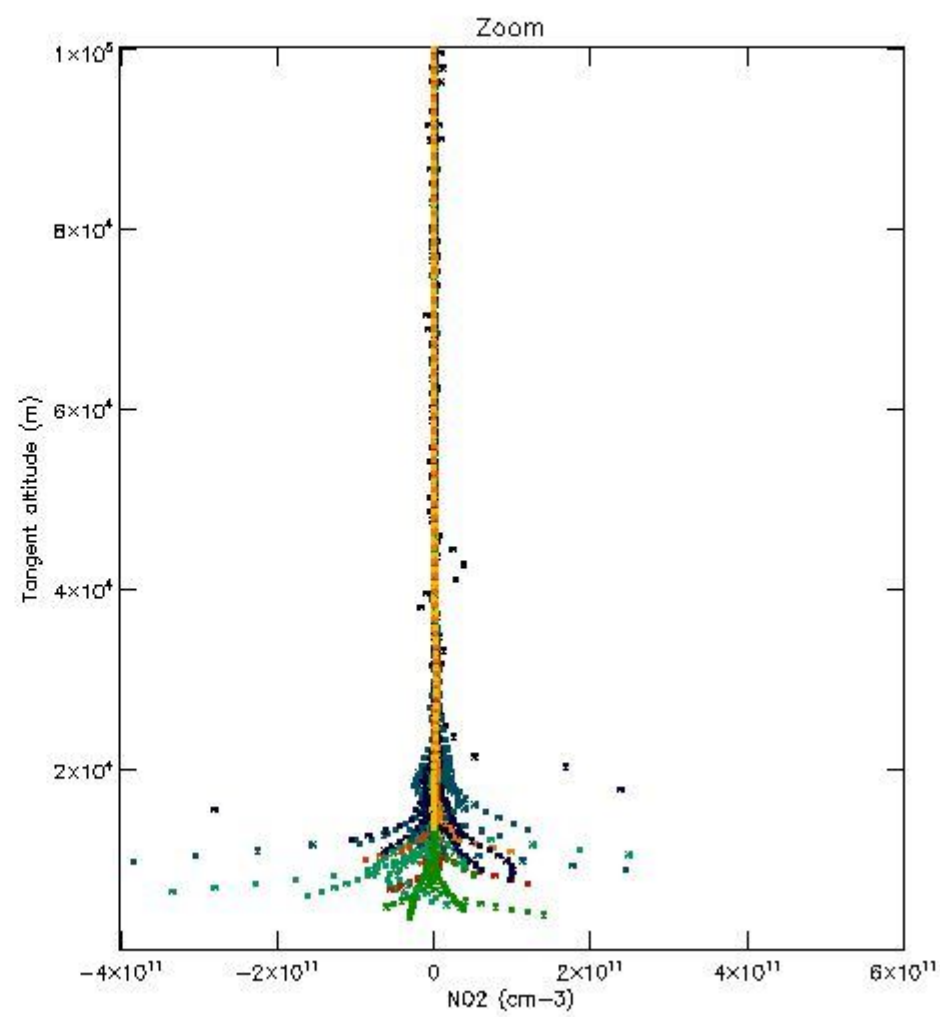
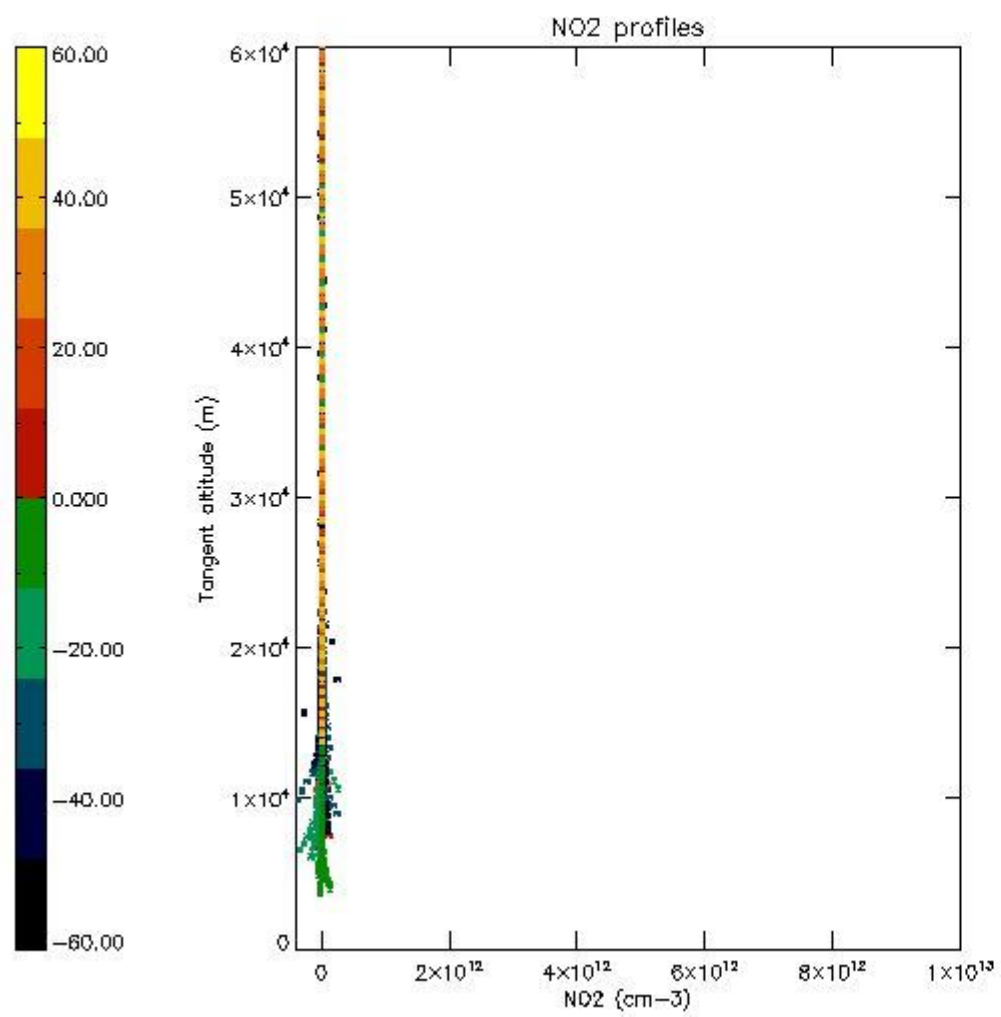
*5.5 Plot ozone profiles where STD < 5% (dark without errors)*

The colorbar represents the latitude.



*5.6 Plot NO<sub>2</sub> profiles for all STD (dark without errors)*

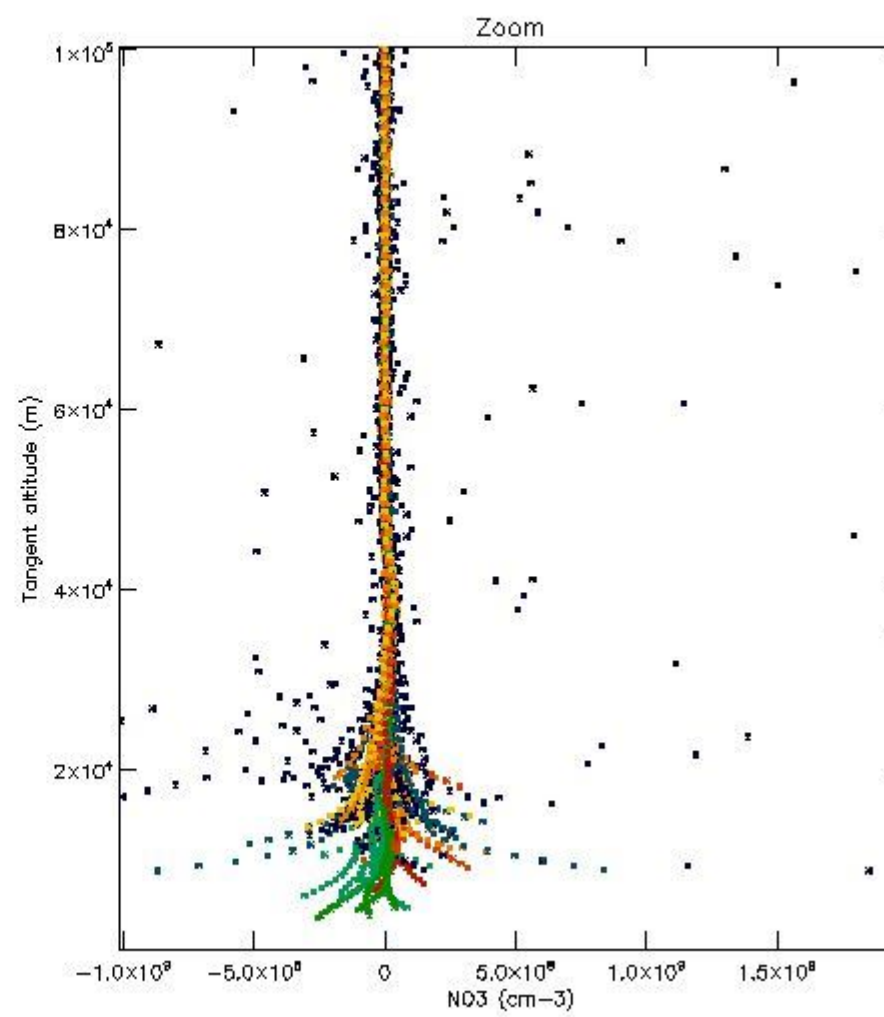
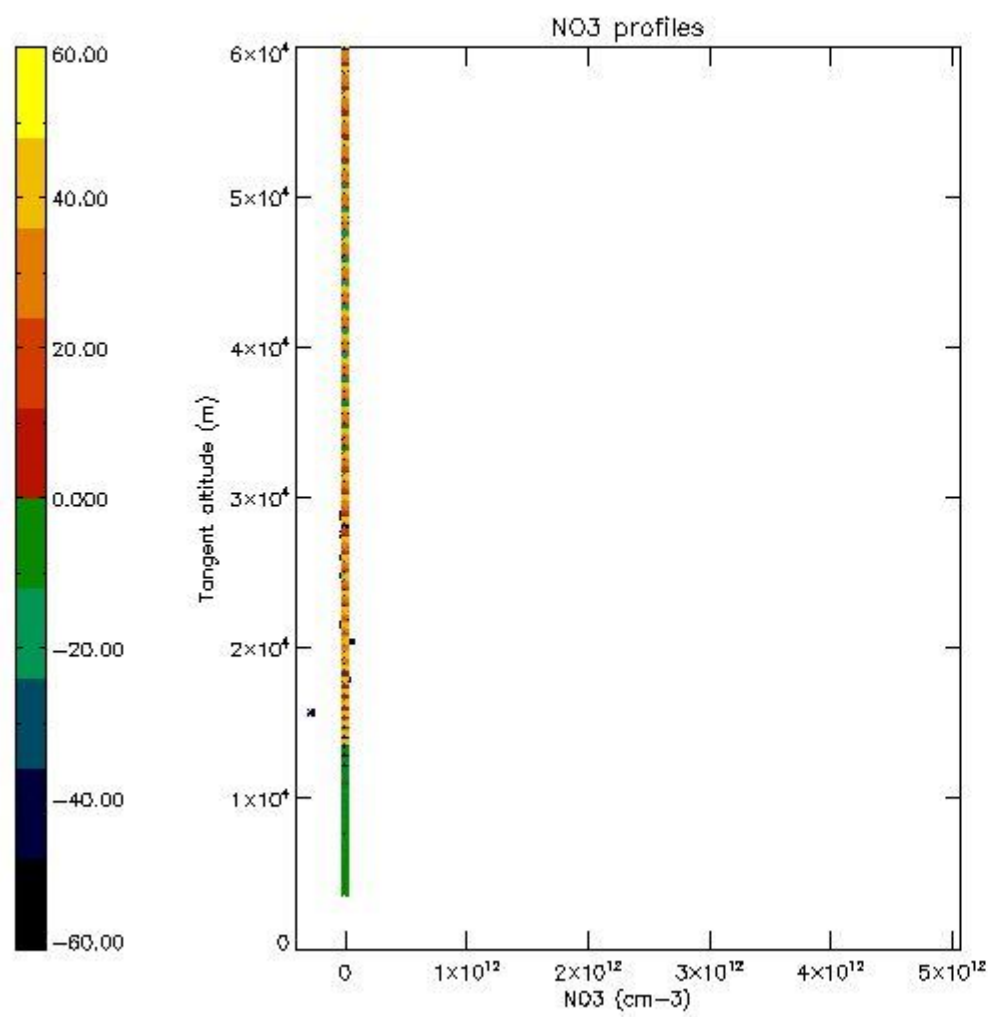
The colorbar represents the latitude.



*5.7 Plot NO3 profiles for all STD (dark without errors)*

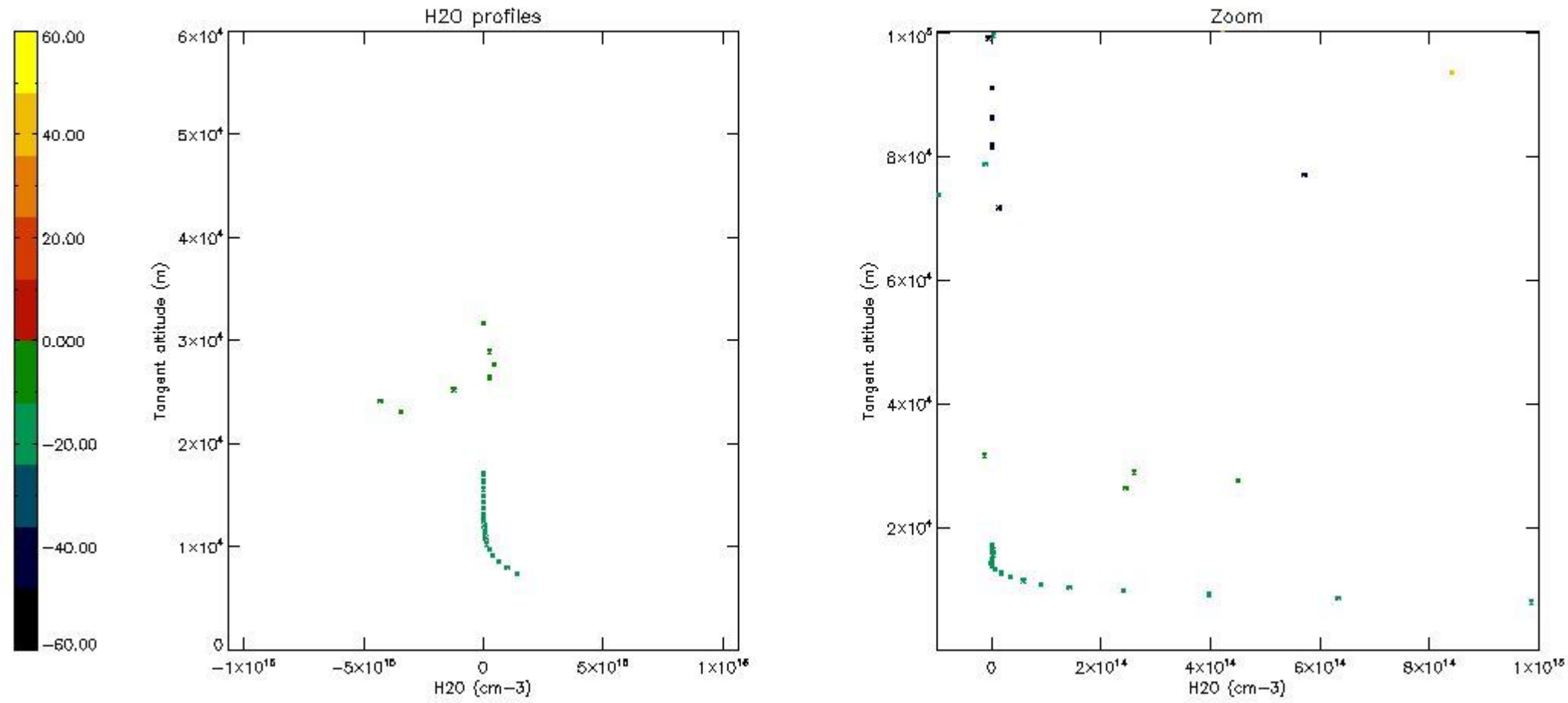
The colorbar represents the latitude.





5.8 Plot H2O profiles for all STD (only for occultations of stars 1,2,3,4,13,14,16,26,63 dark without errors)

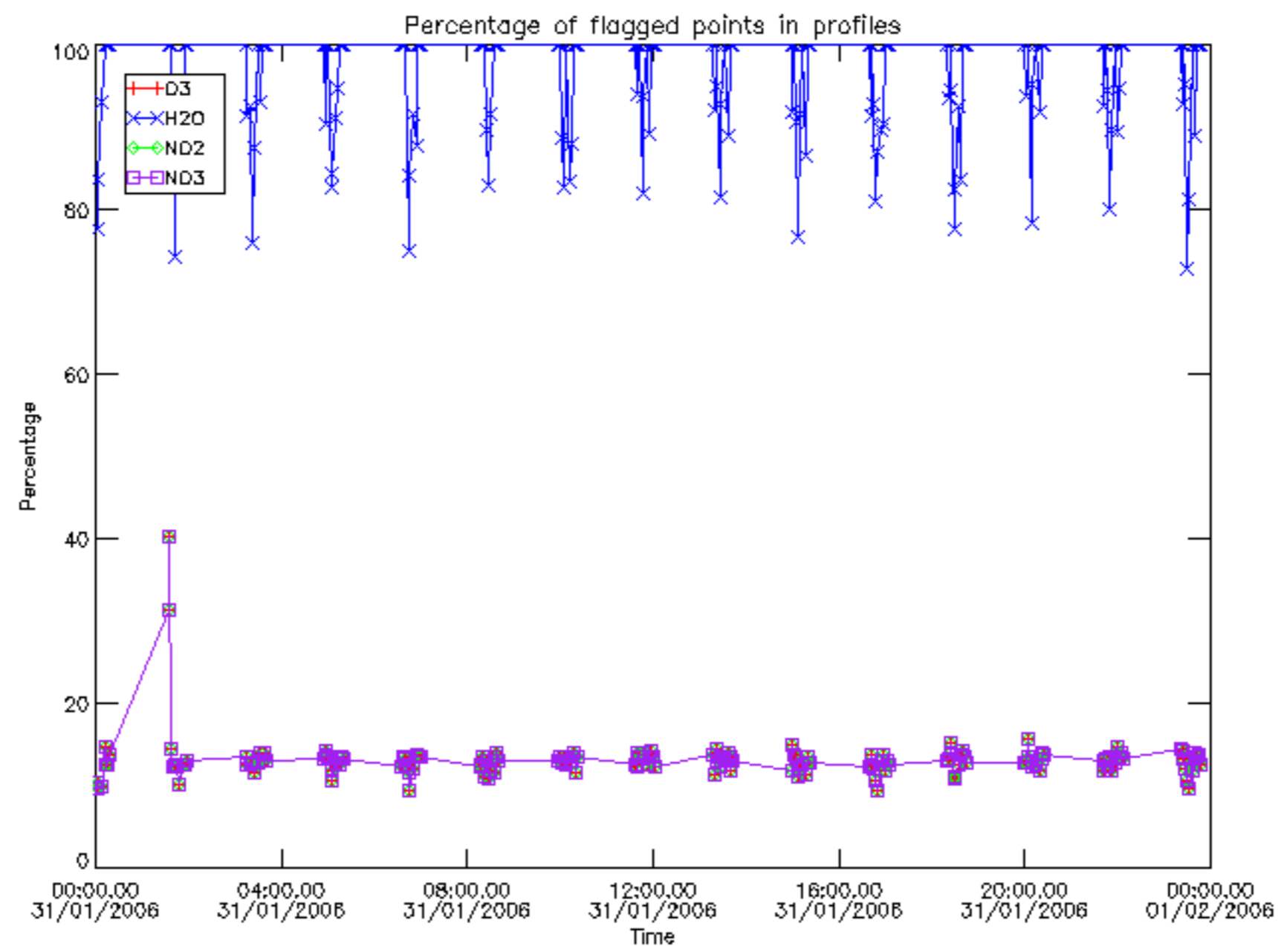
The colorbar represents the latitude.



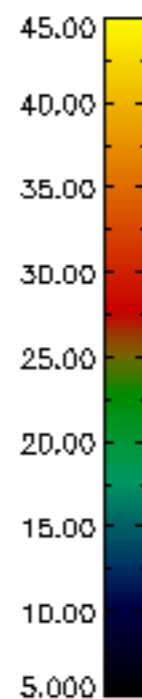
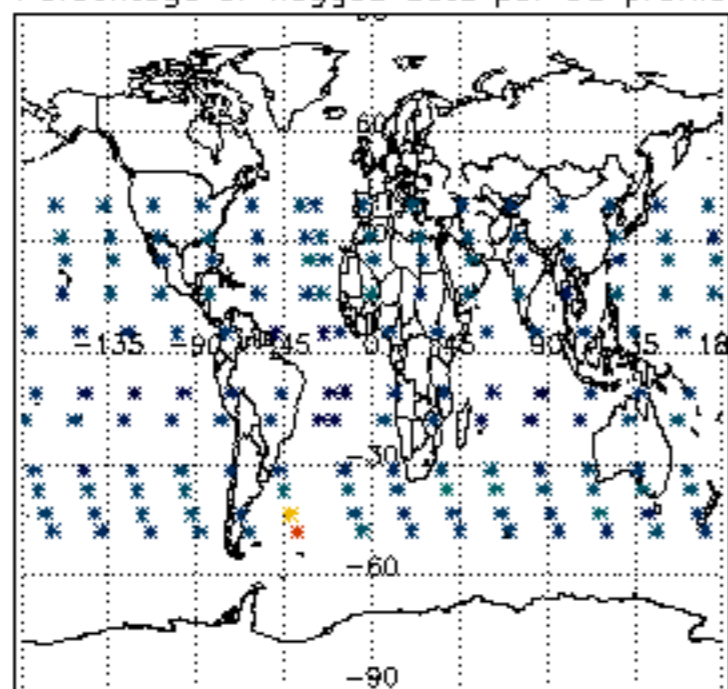
## 6. Auxiliary Data Files used for the production reported in section 2

The number reported in the third column indicates since which file (see list in section 2) the corresponding auxiliary file has been used. The fourth column is the date of those product files.

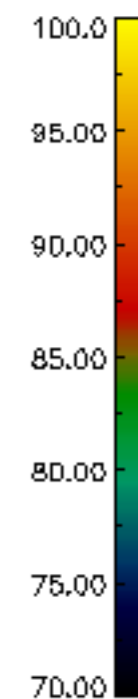
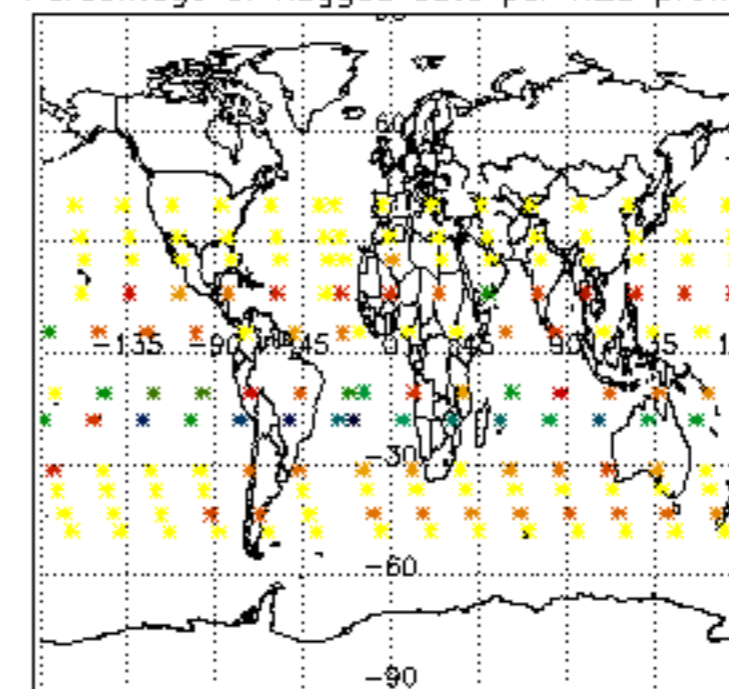
Type	Auxiliary Filename	Used since product	Used since product date
INST_PHYS_CHARACTERISTICS	GOM_INS_AXVIEC20091111_143220_20030716_120000_20500101_000000	1	31-JAN-2006 00:01:58
LEVEL-2_PROC_CONFIG	GOM_PR2_AXVIEC20091111_152718_20020301_000000_20500101_000000	1	31-JAN-2006 00:01:58
CROSS_SECTIONS_FILE	GOM_CRS_AXVIEC20091111_154832_20020301_000000_20500101_000000	1	31-JAN-2006 00:01:58



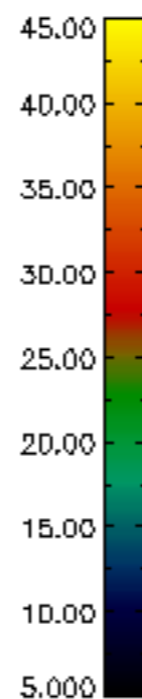
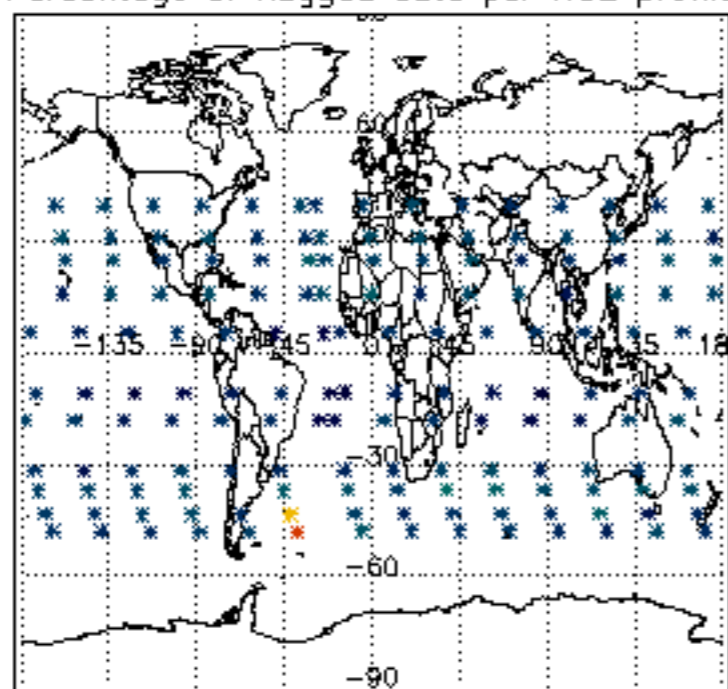
Percentage of flagged data per D3 profile



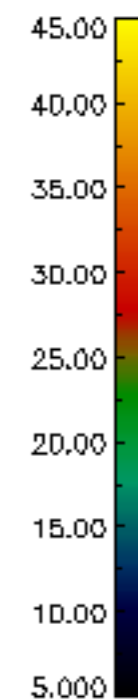
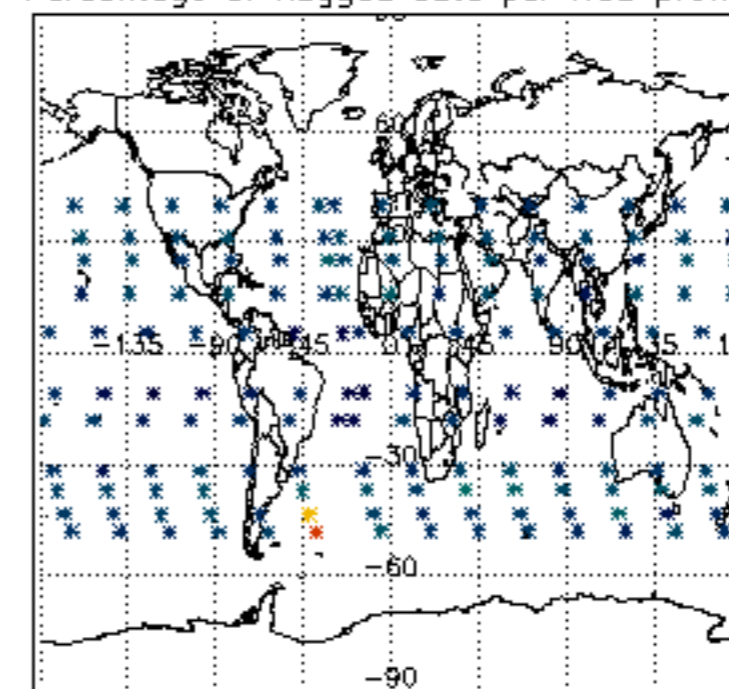
Percentage of flagged data per H2O profile

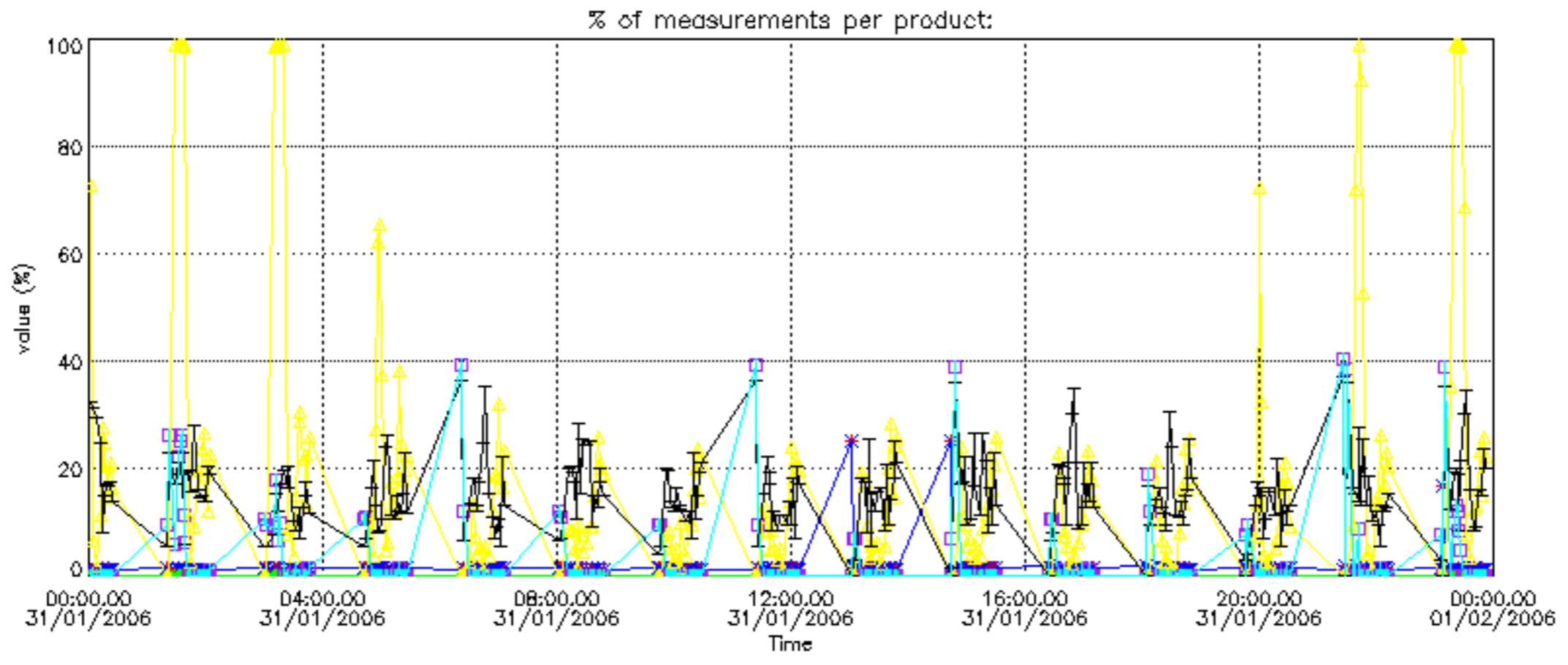


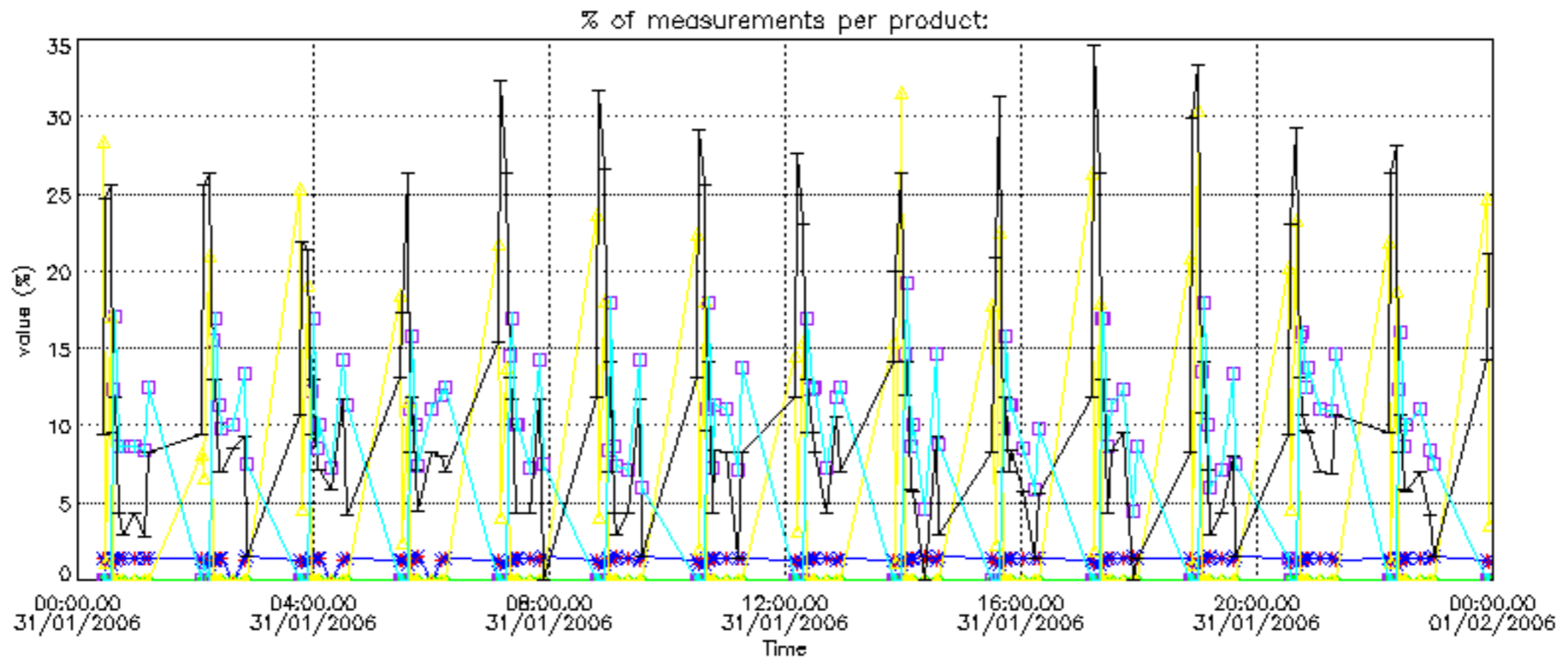
Percentage of flagged data per NO2 profile



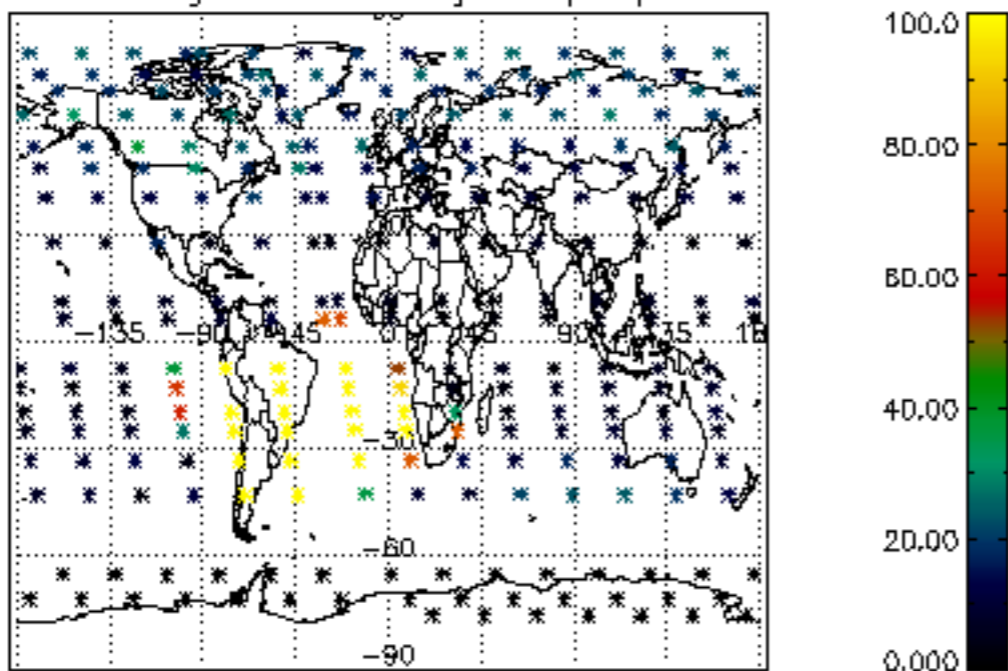
Percentage of flagged data per NO3 profile



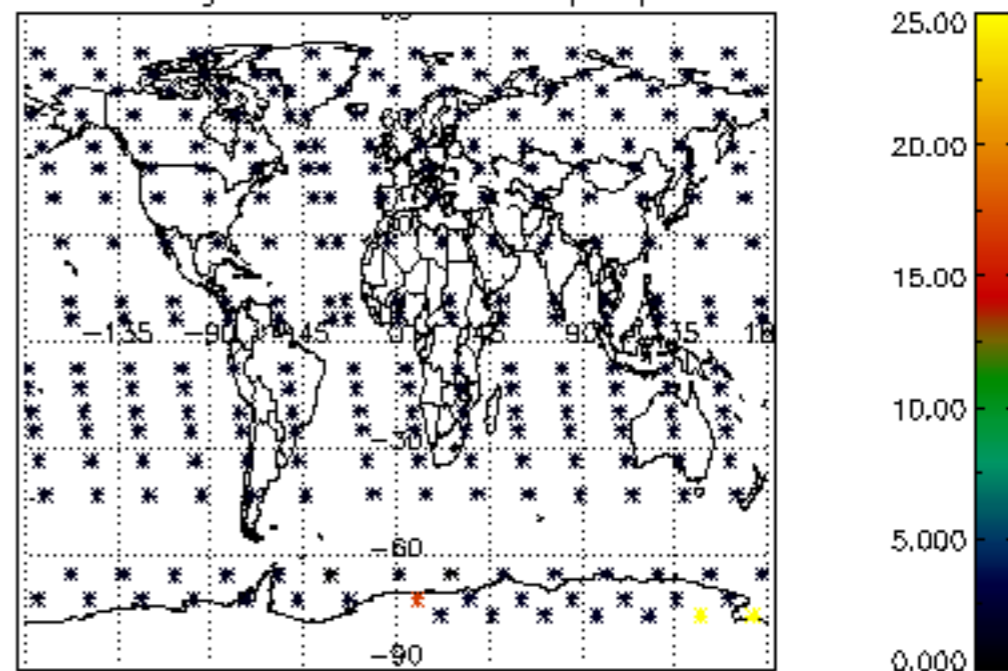




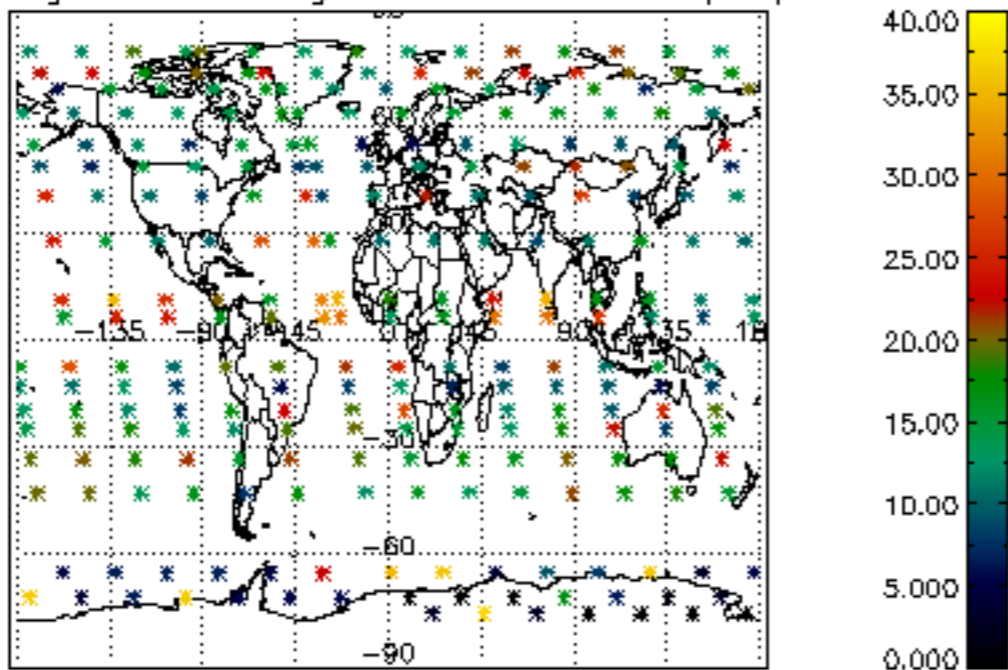
Percentage of cosmic ray hits per profile



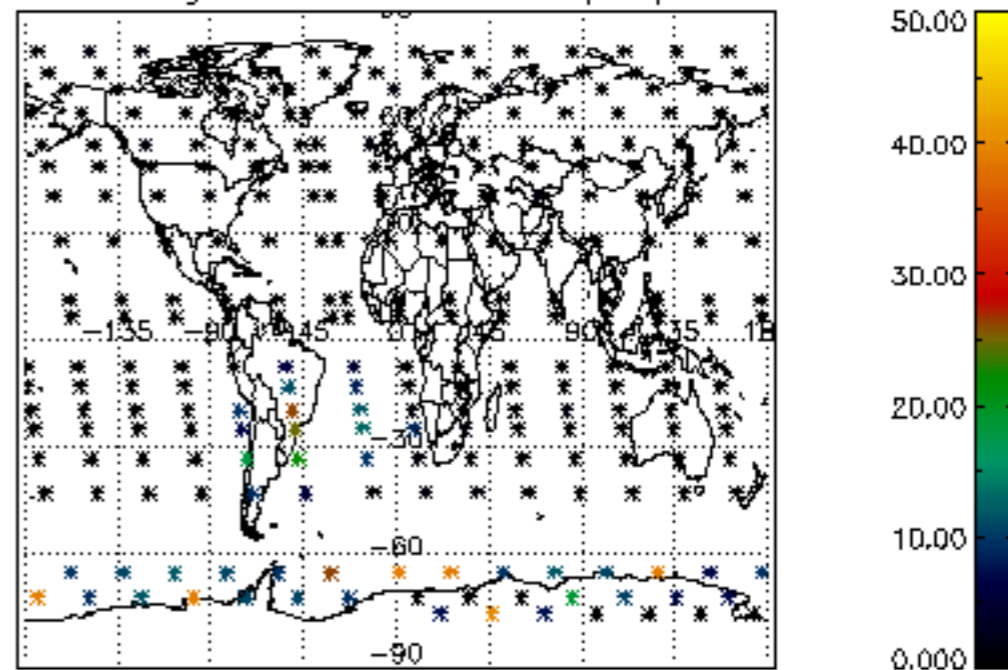
Percentage of datation errors per profile



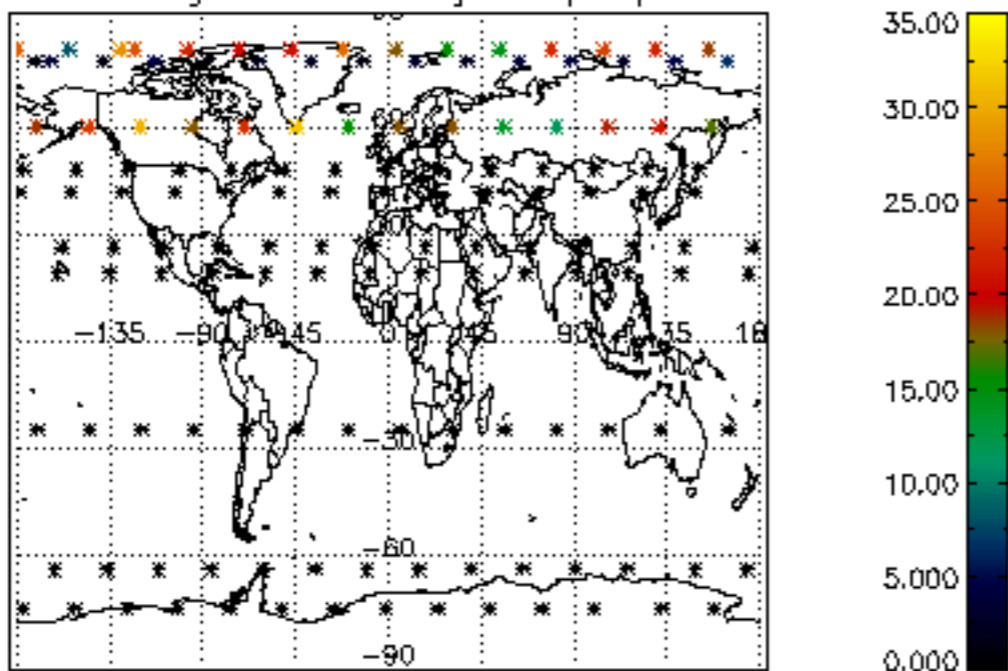
Percentage of star falling outside central band per profile



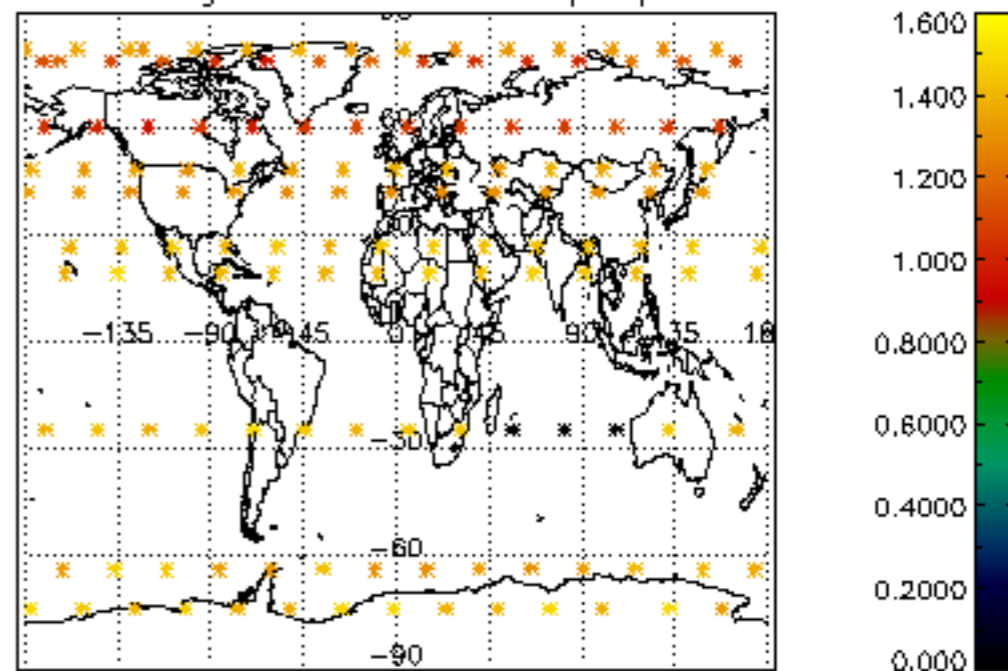
Percentage of saturation errors per profile



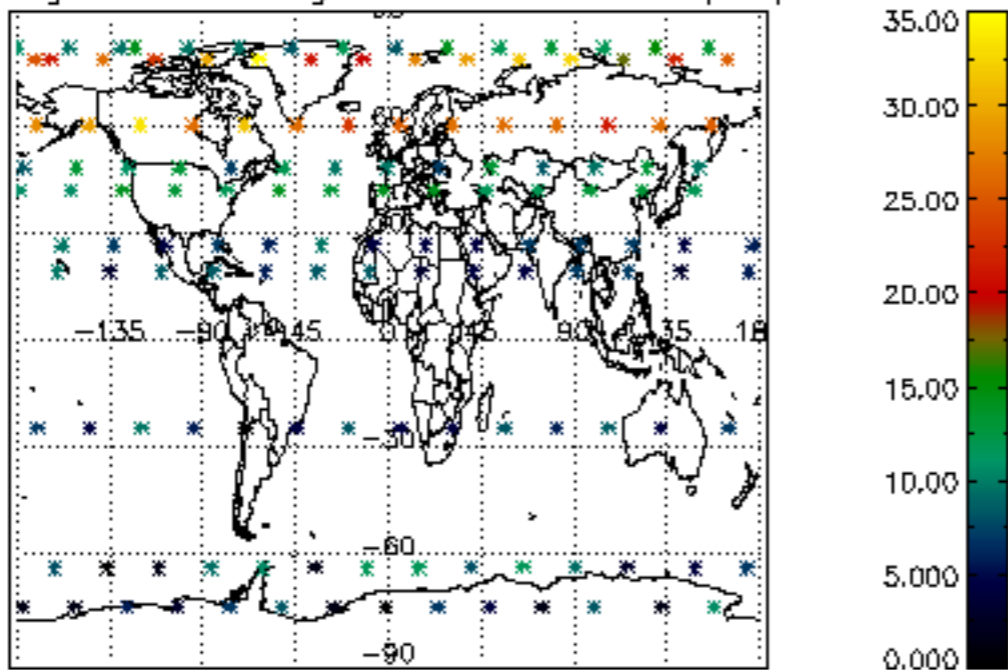
Percentage of cosmic ray hits per profile



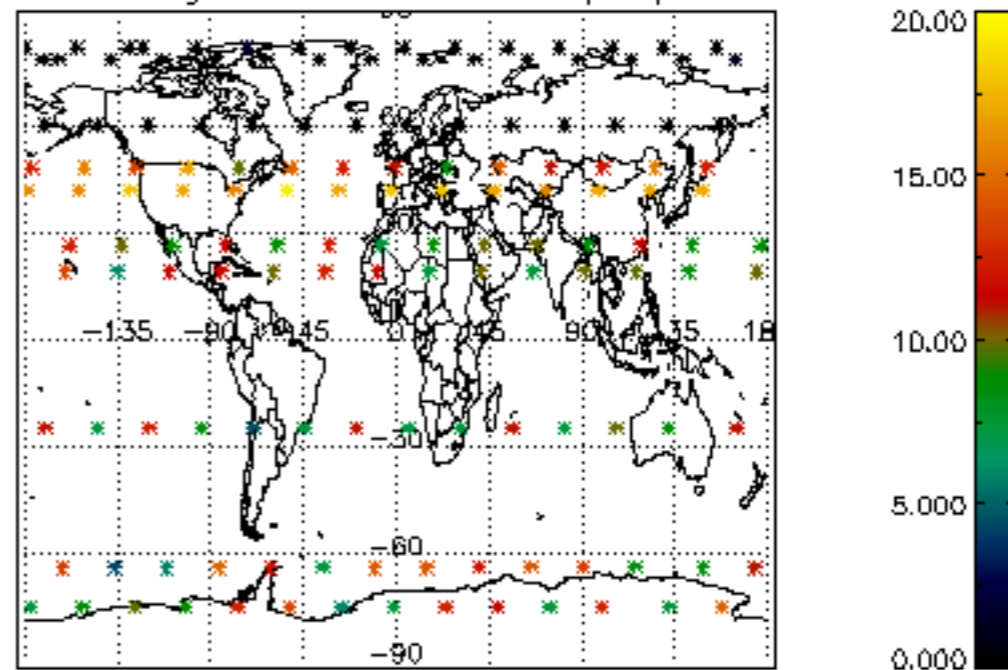
Percentage of datation errors per profile



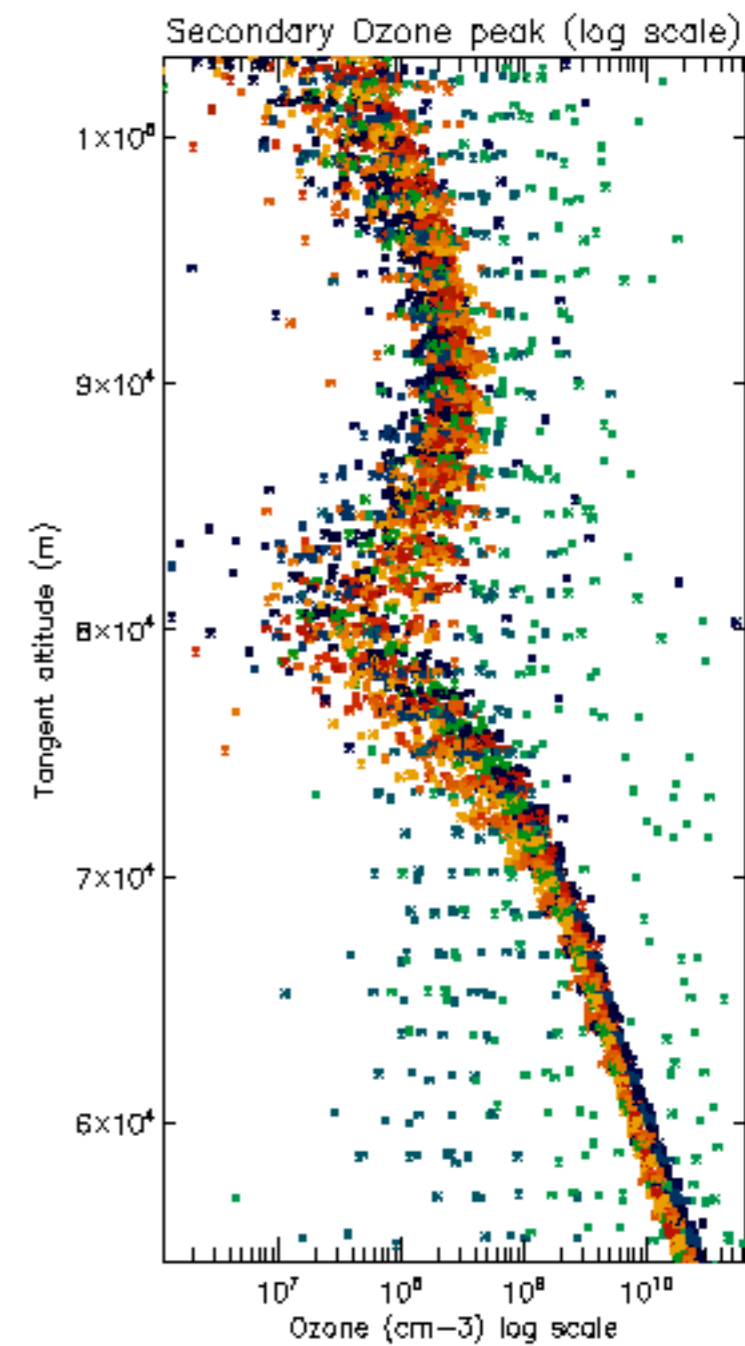
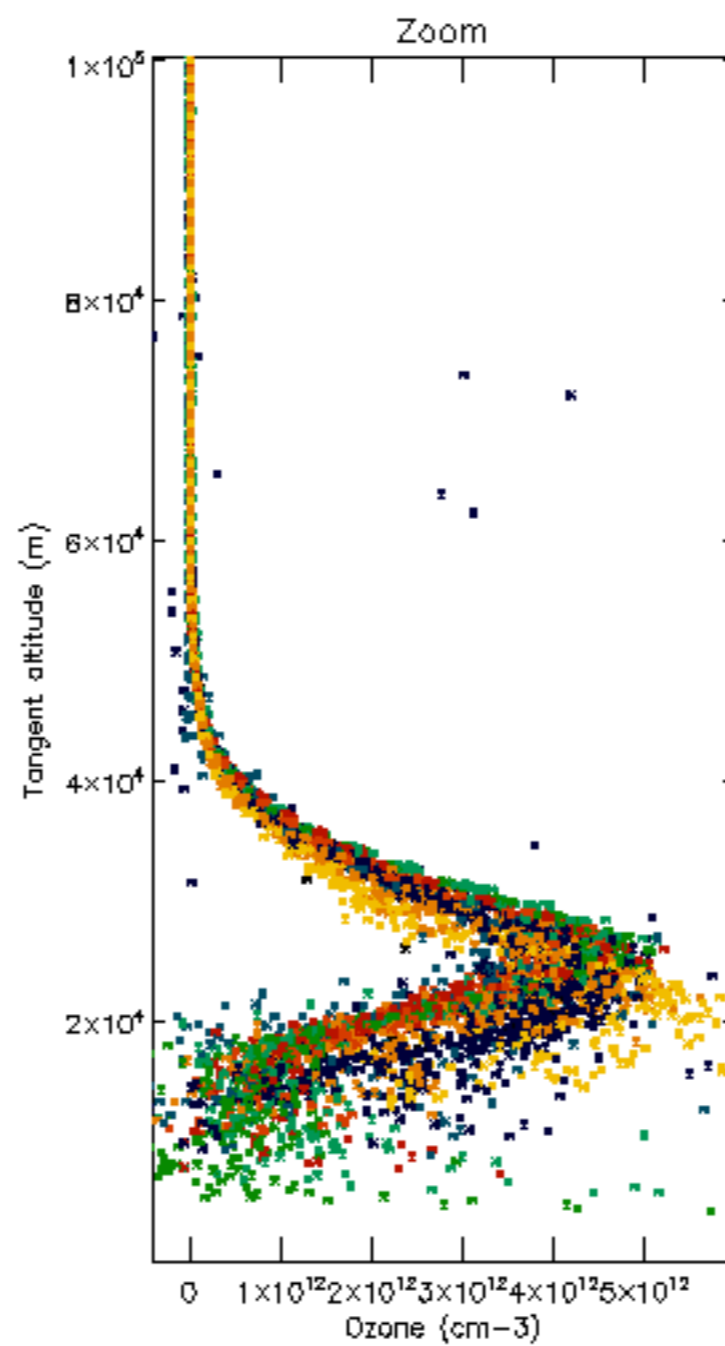
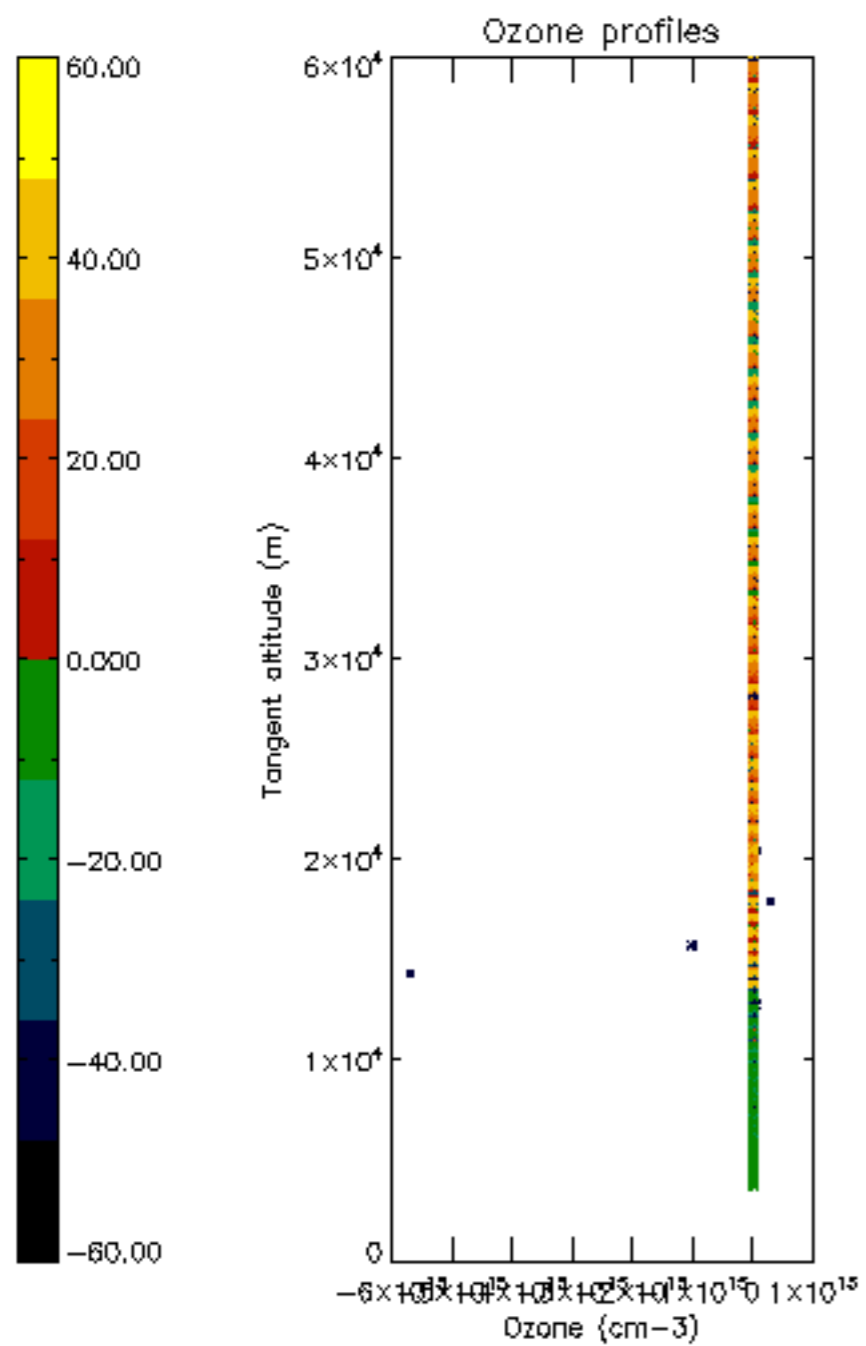
Percentage of star falling outside central band per profile

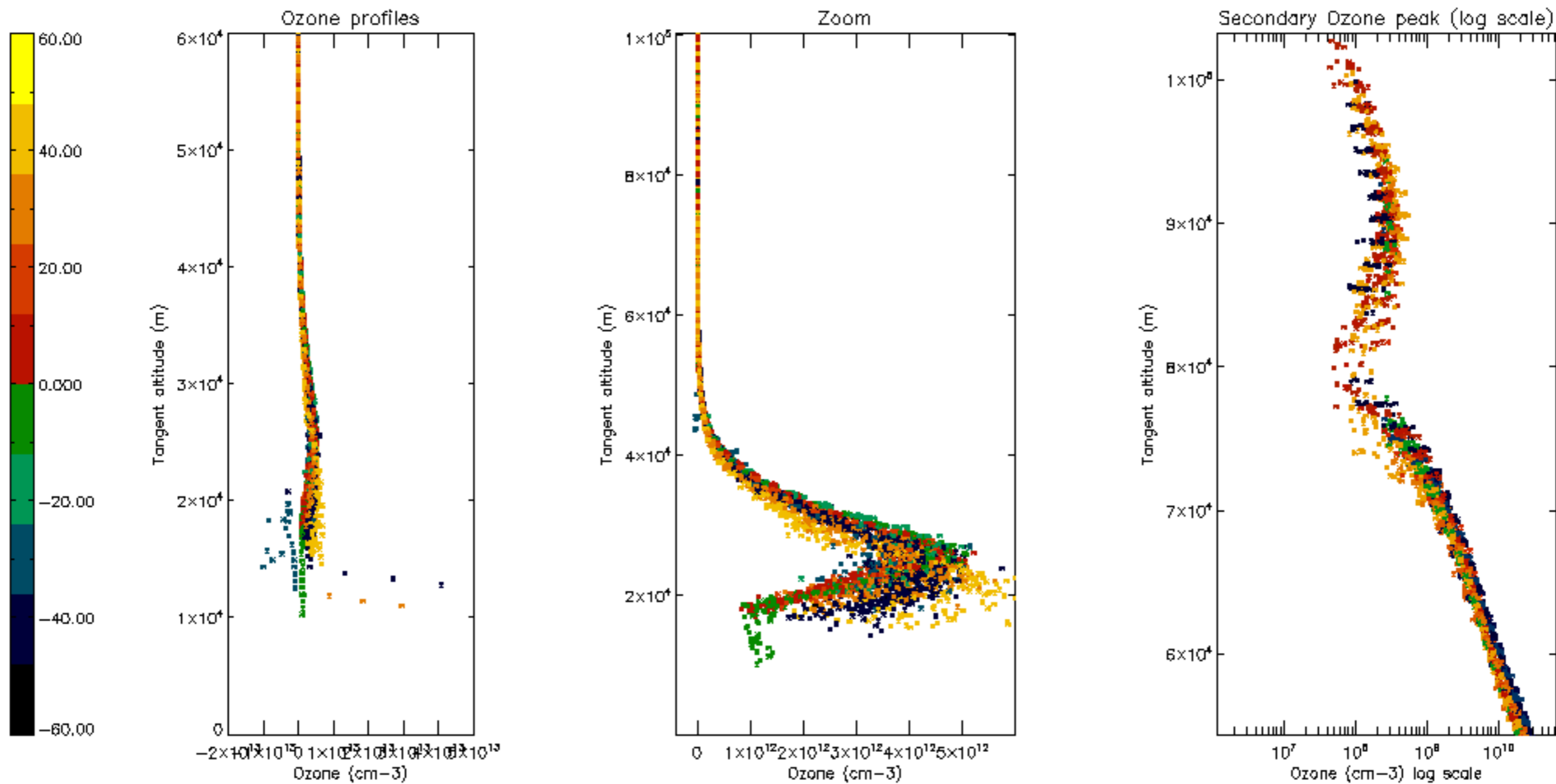


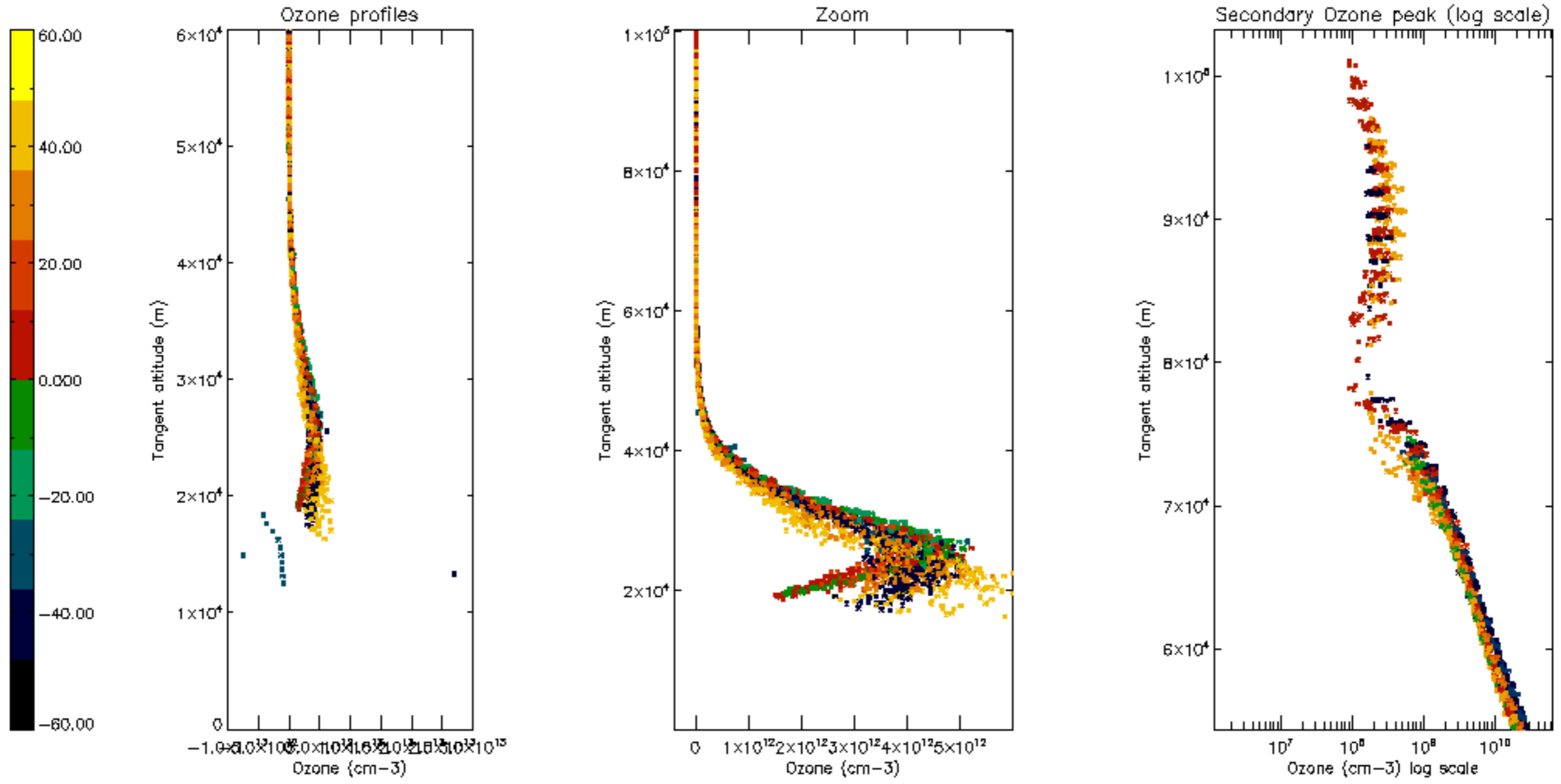
Percentage of saturation errors per profile

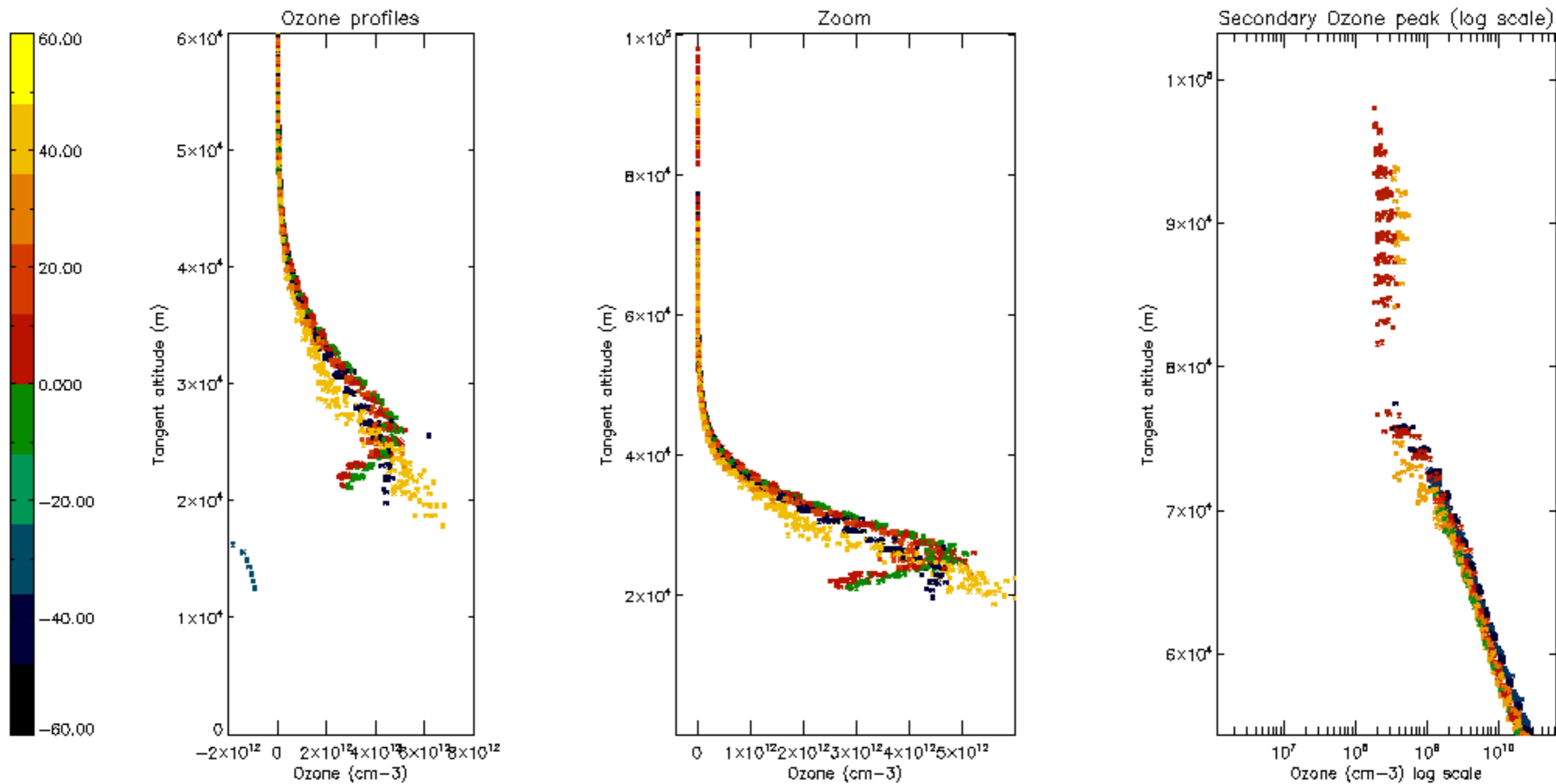


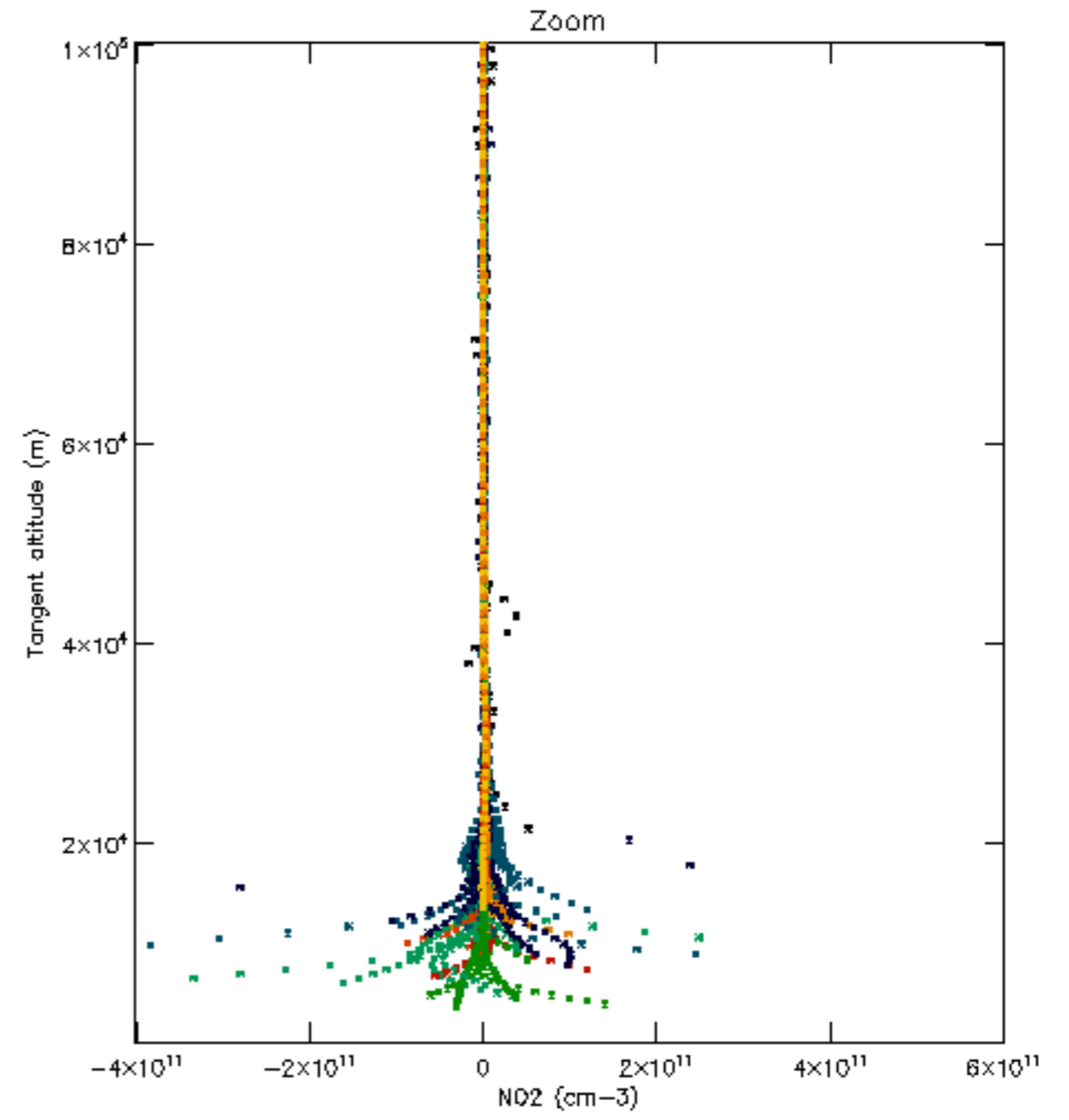
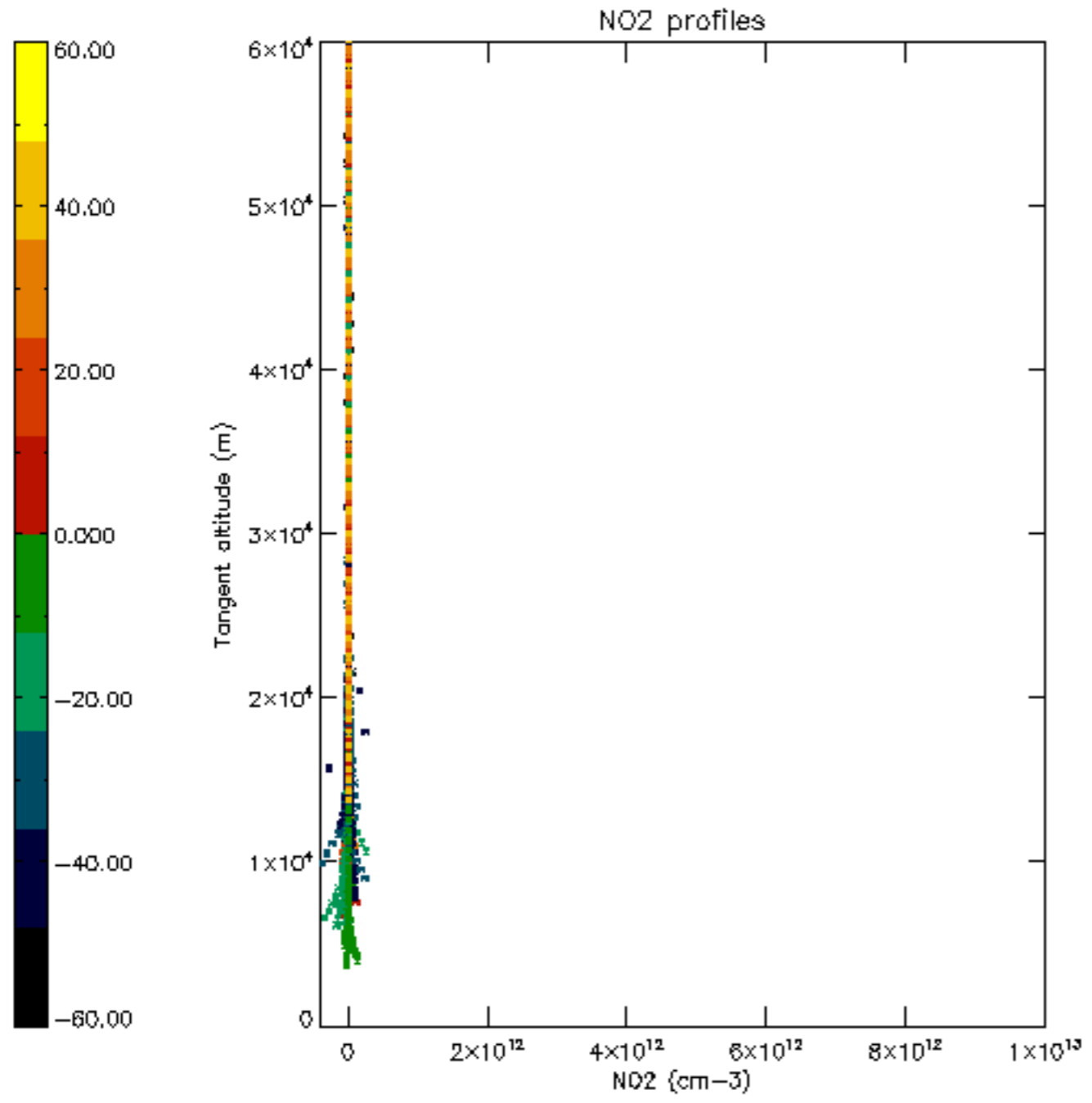


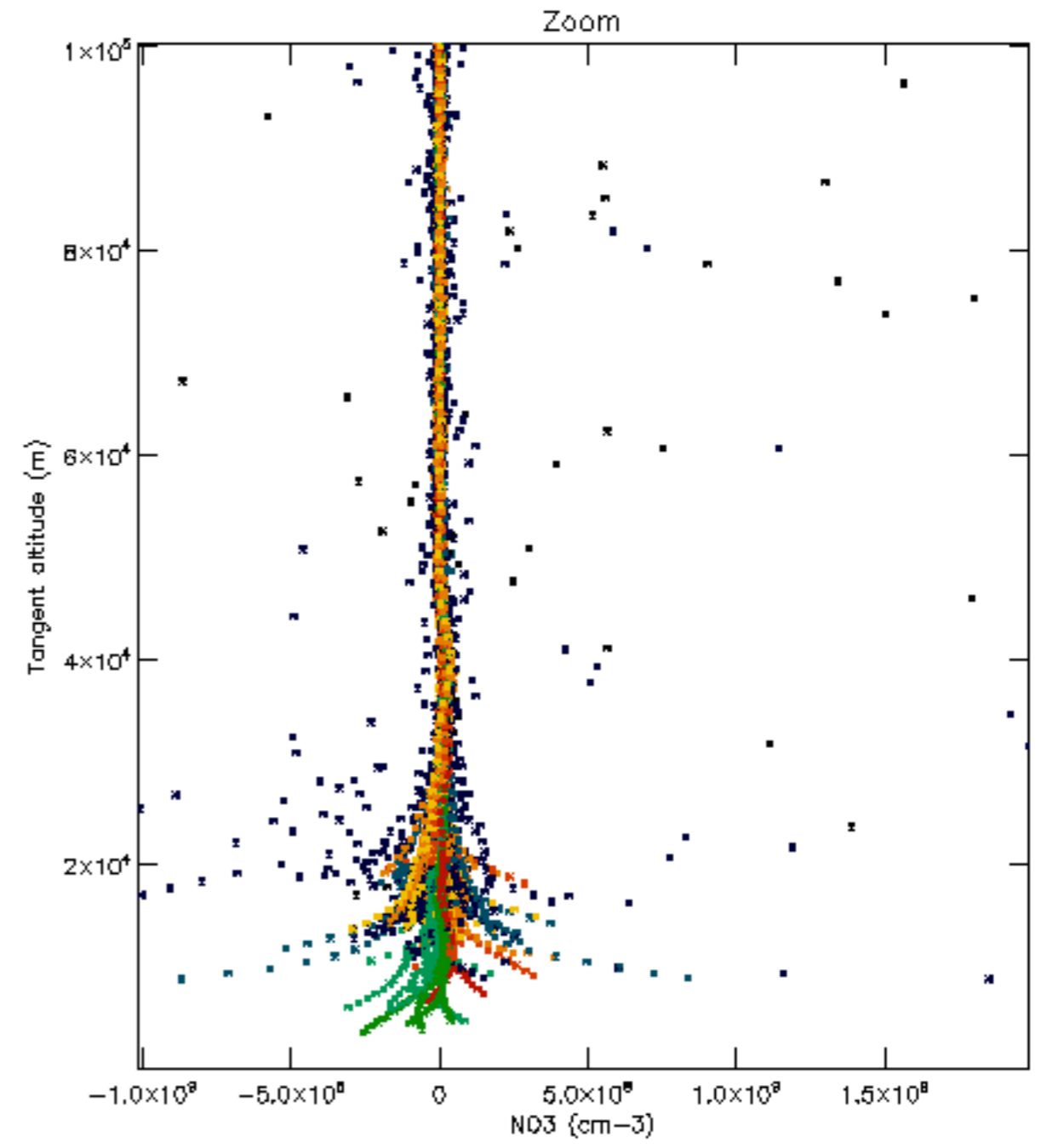
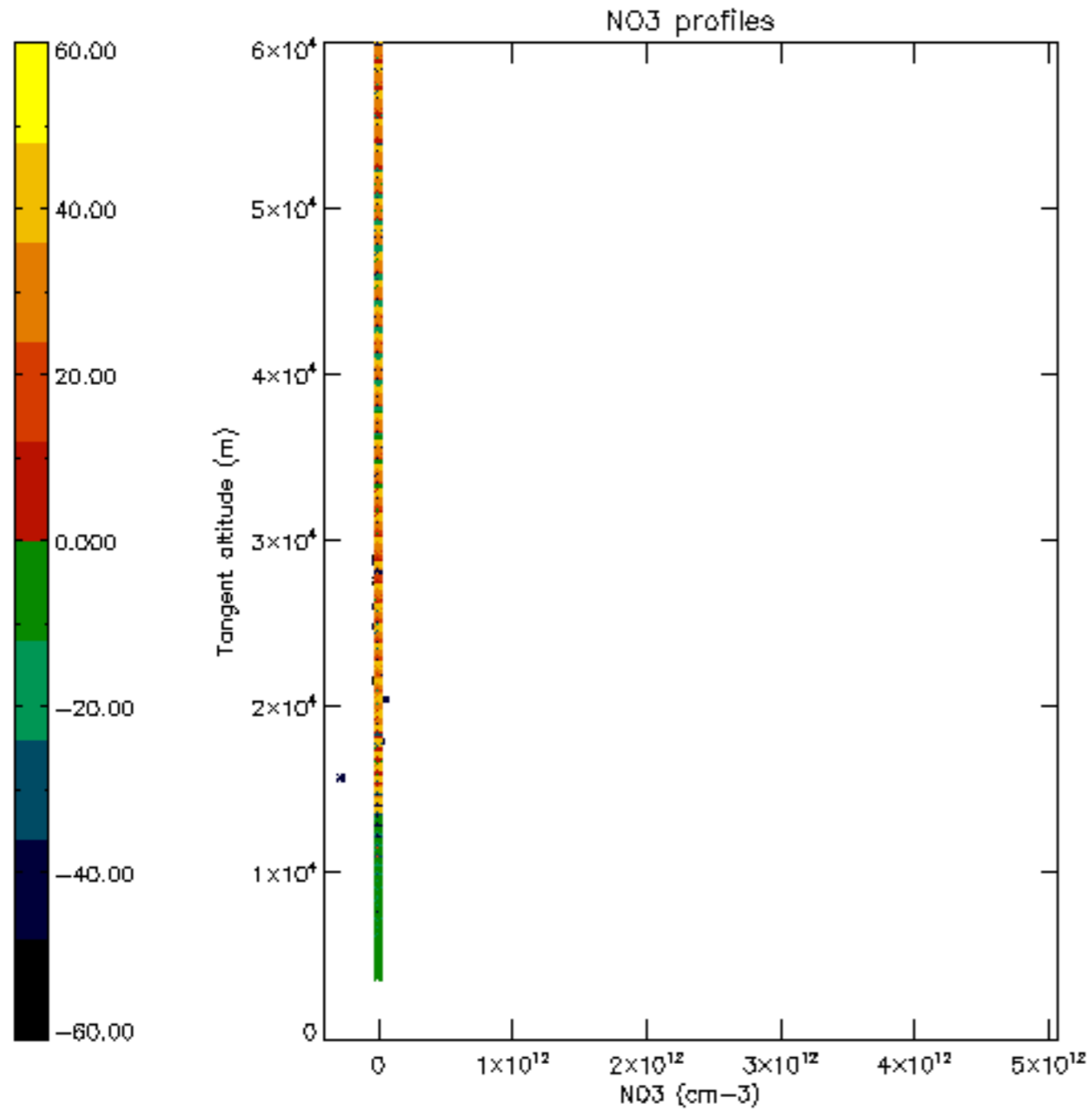


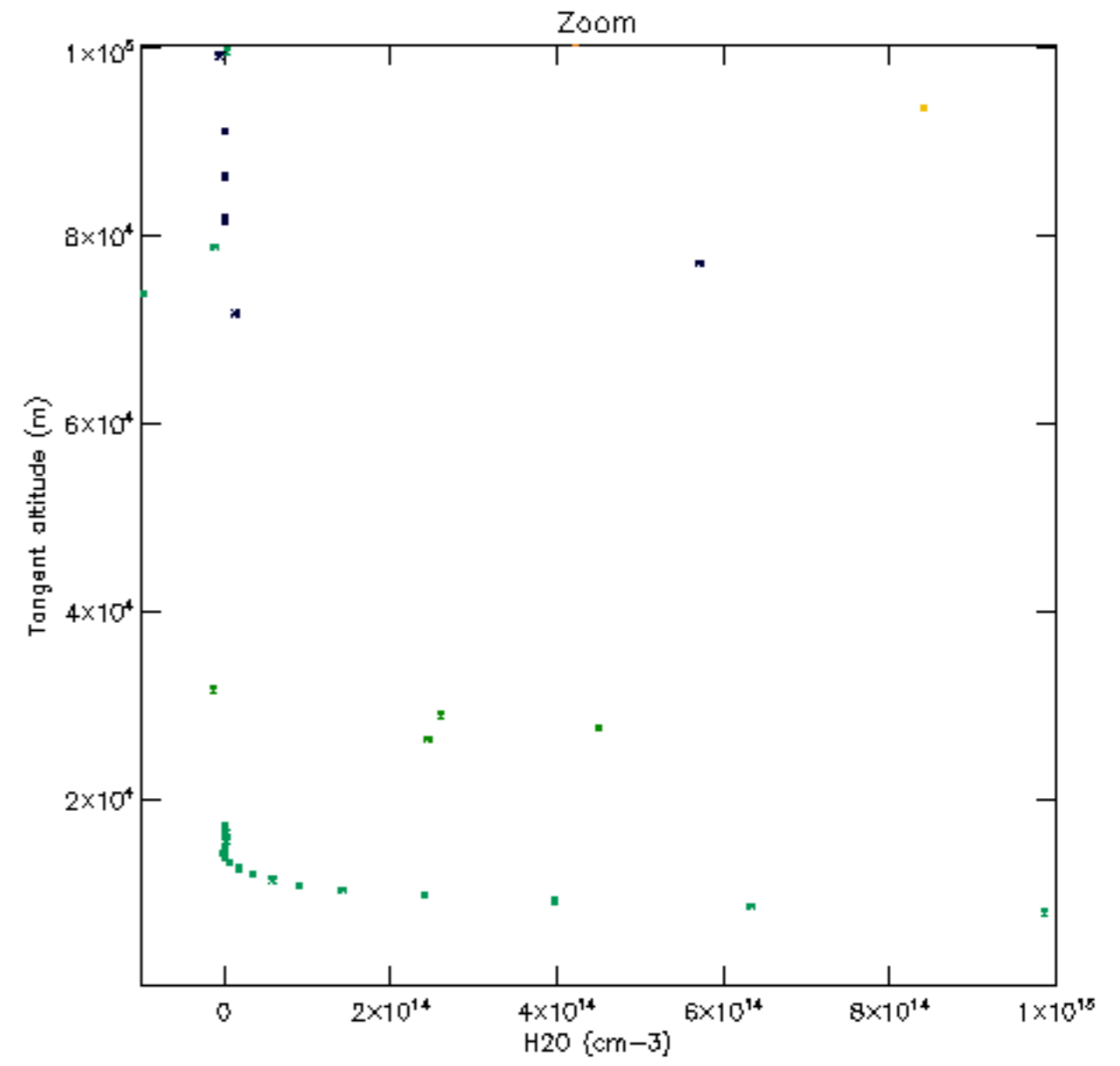
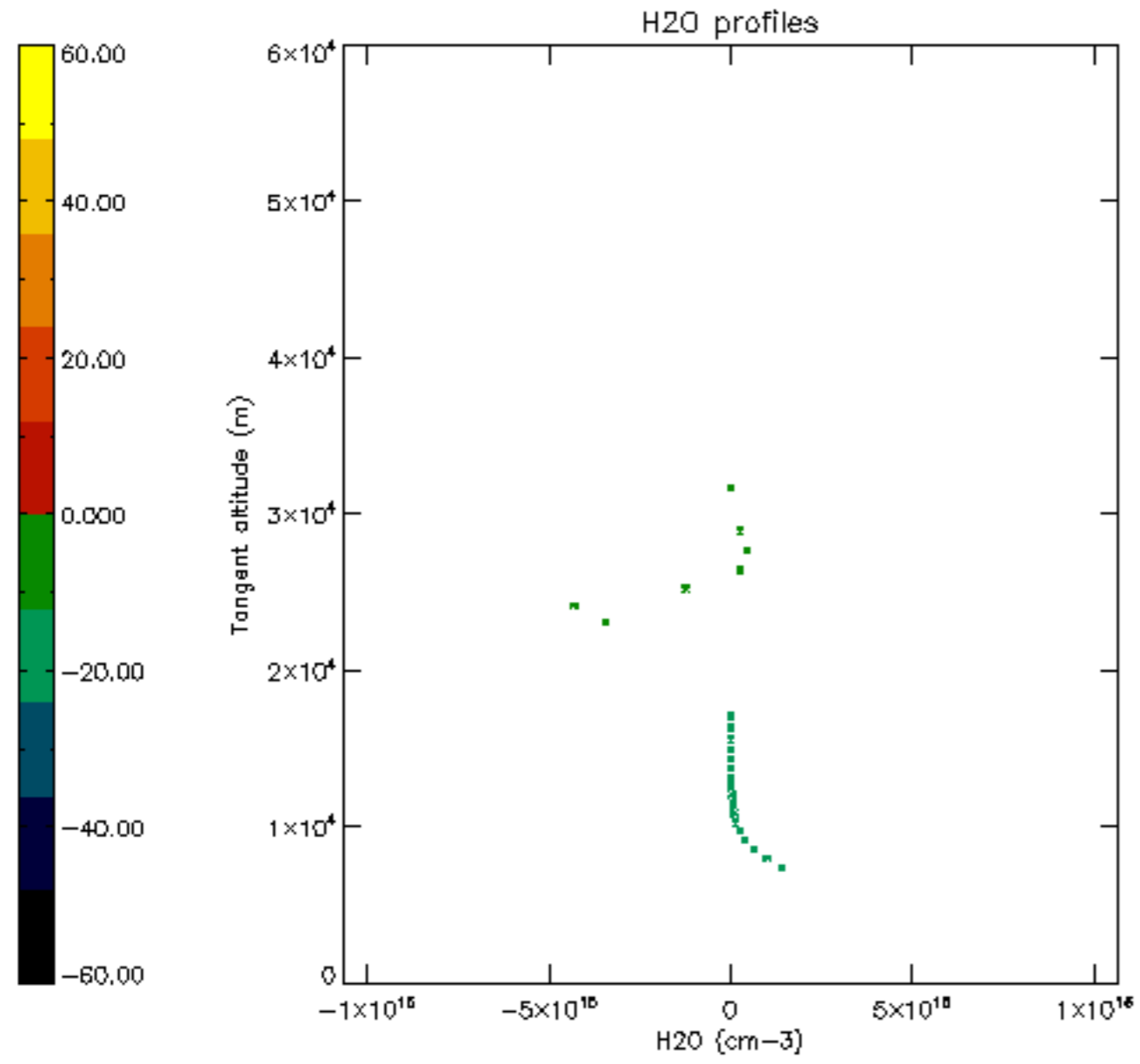


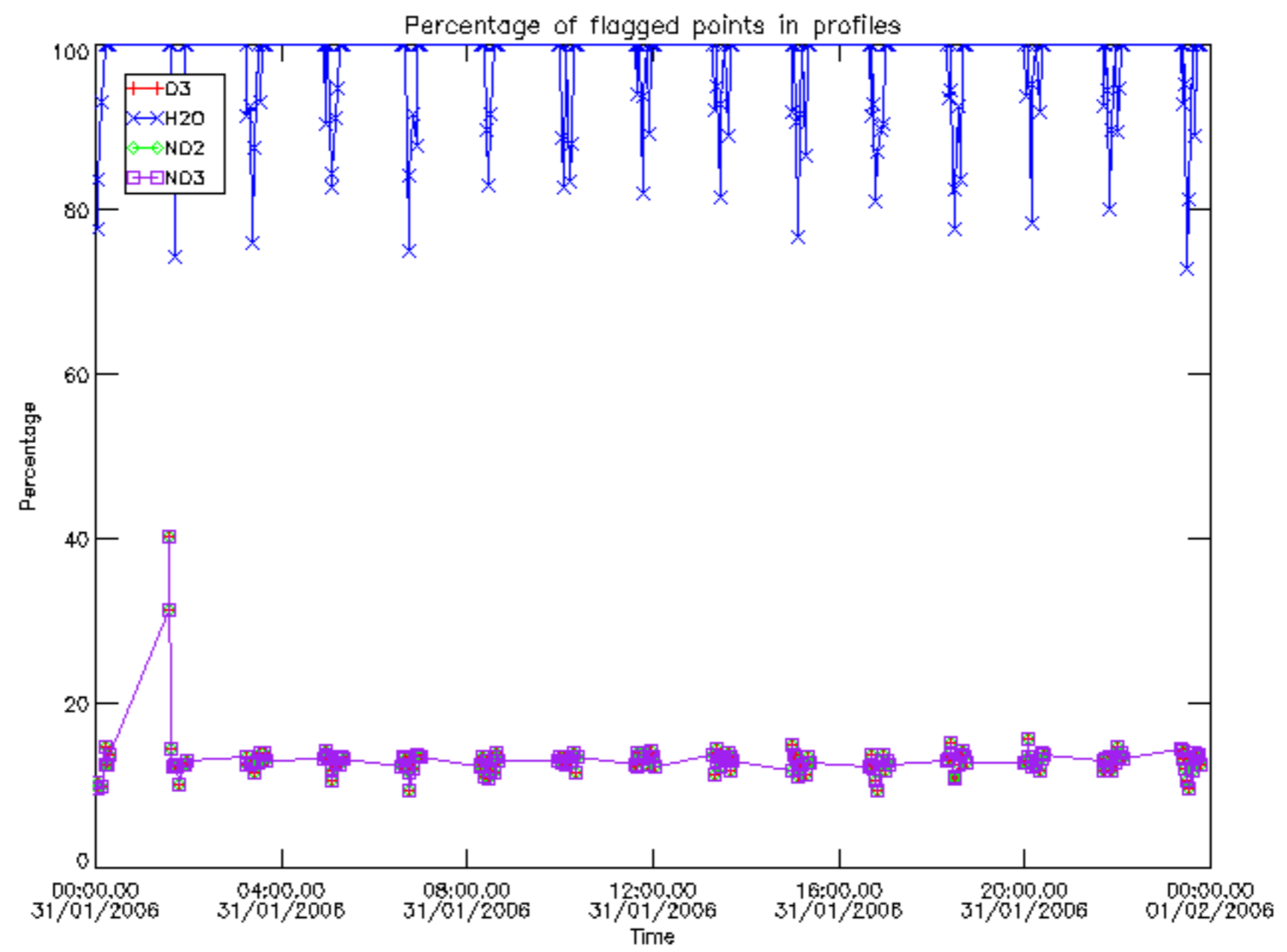






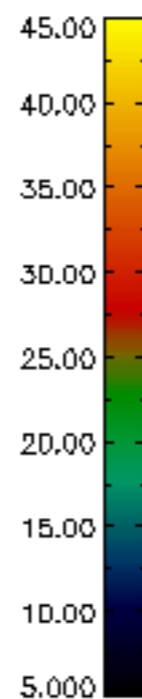
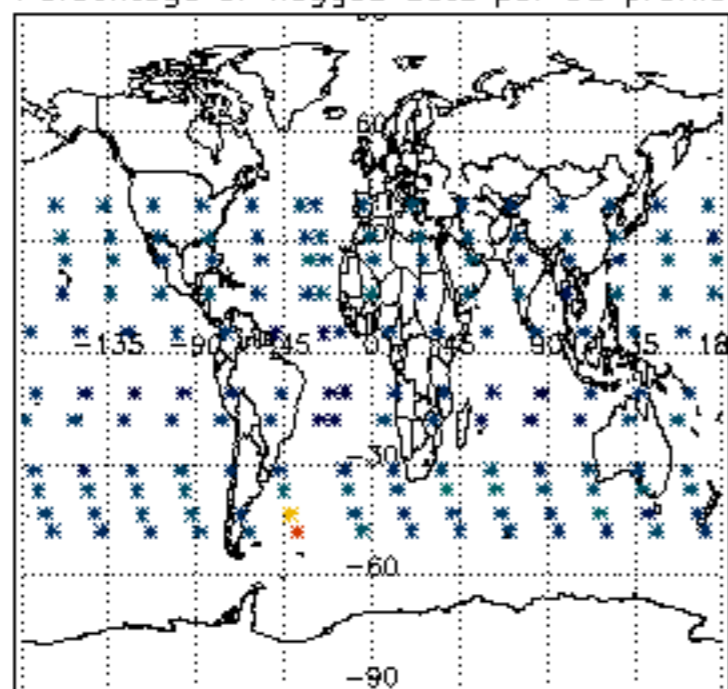




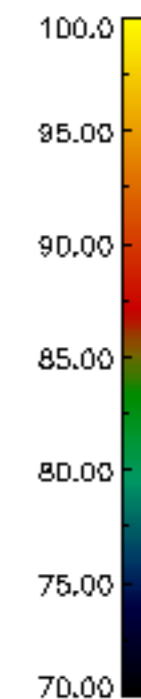
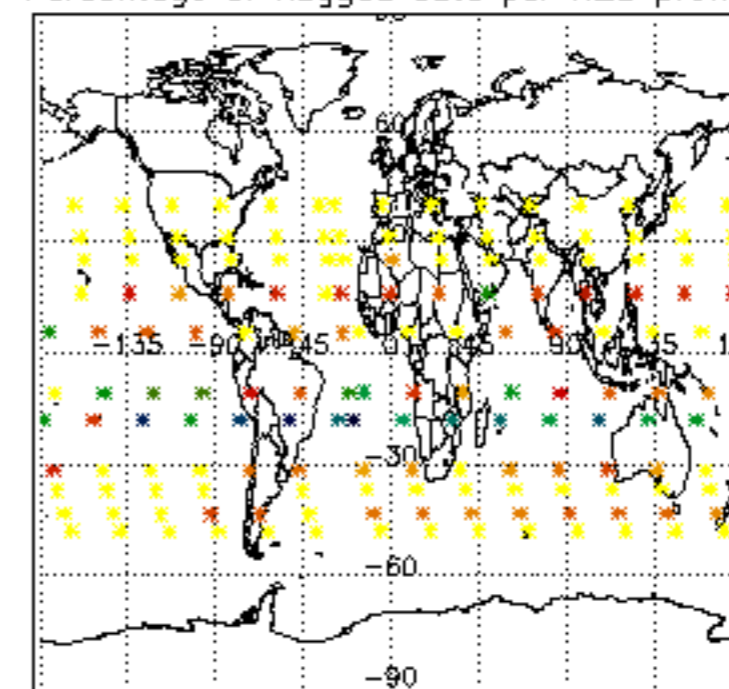




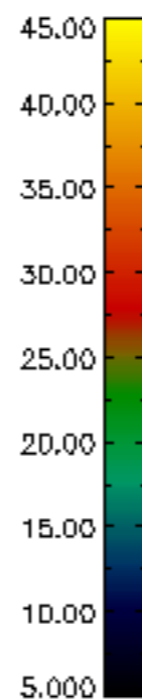
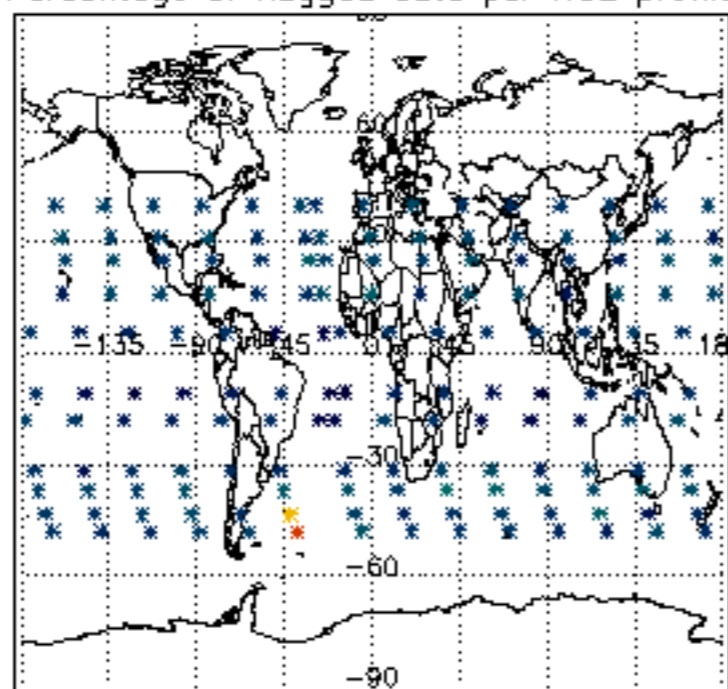
Percentage of flagged data per D3 profile



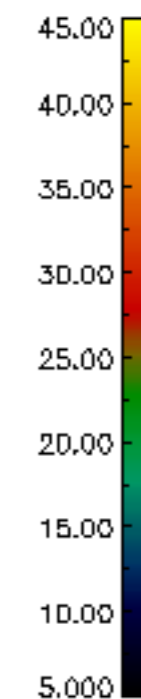
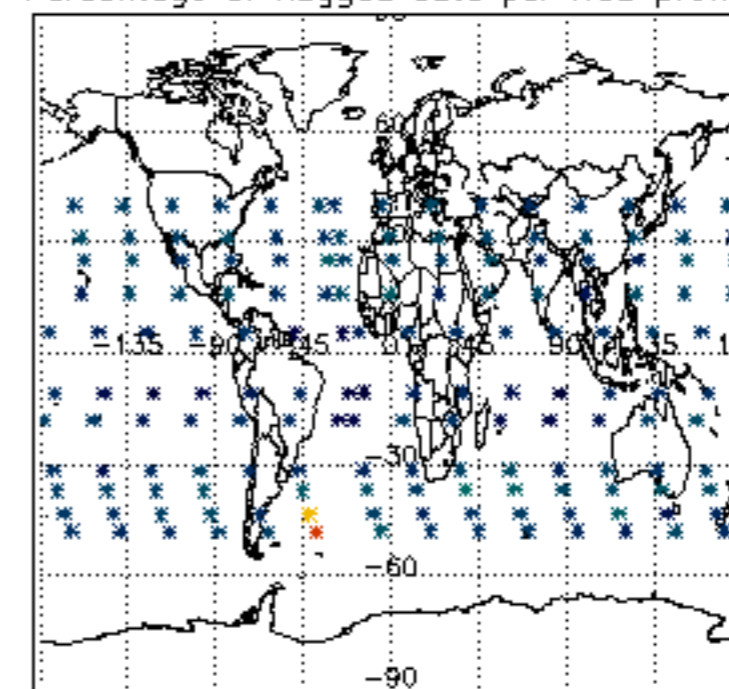
Percentage of flagged data per H2O profile

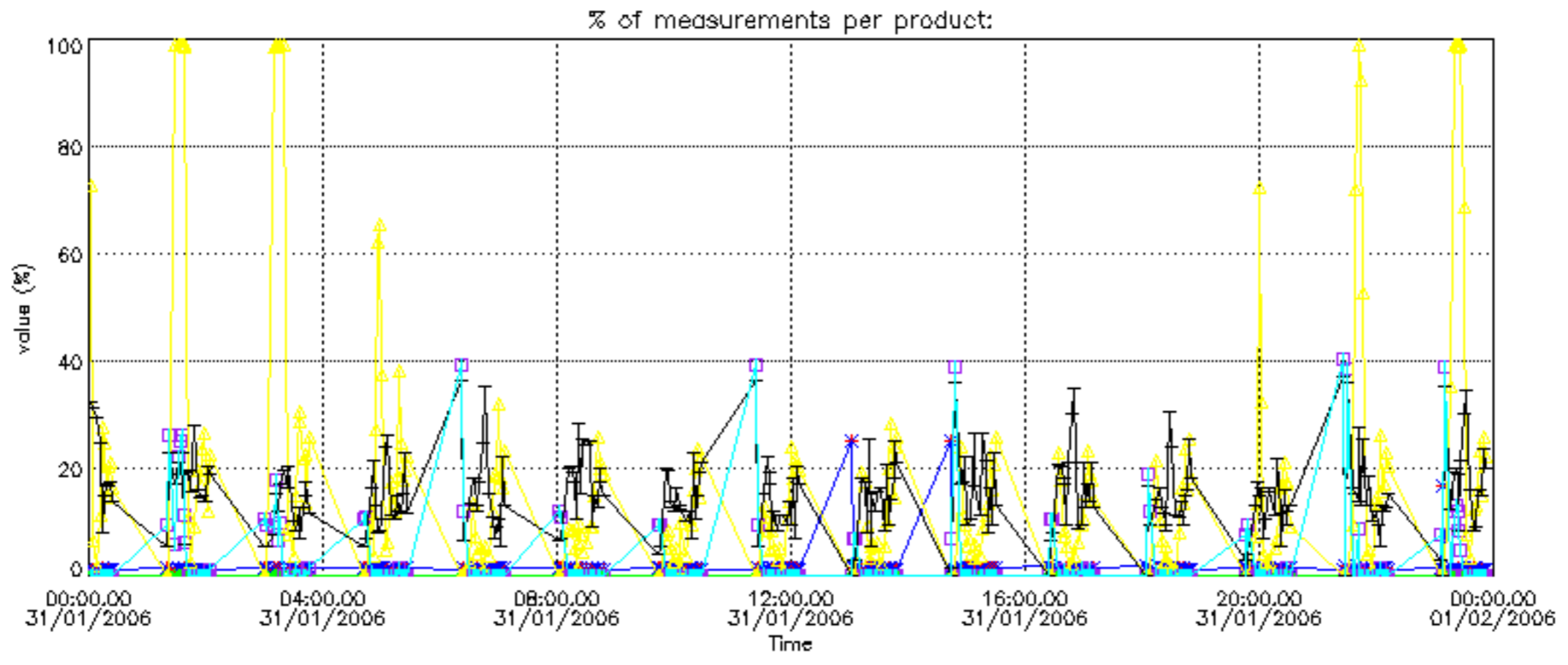


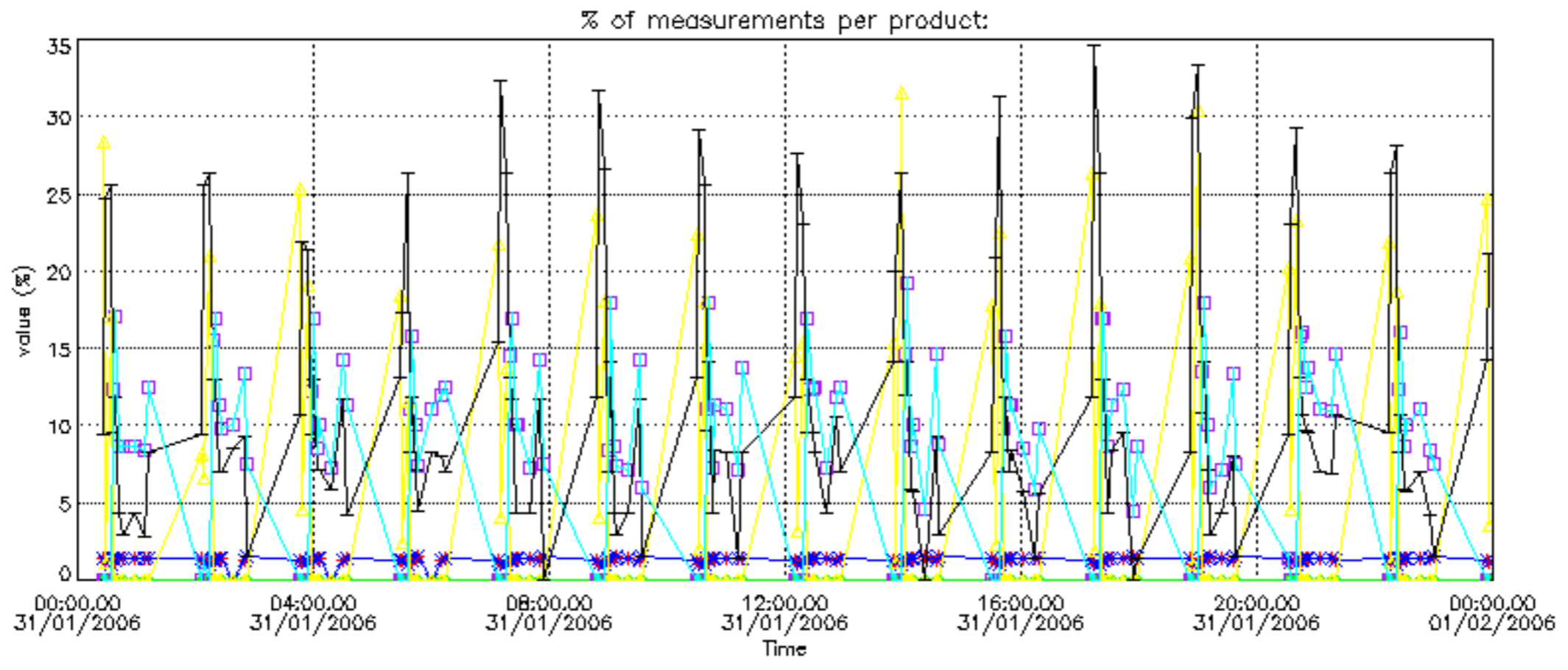
Percentage of flagged data per NO2 profile



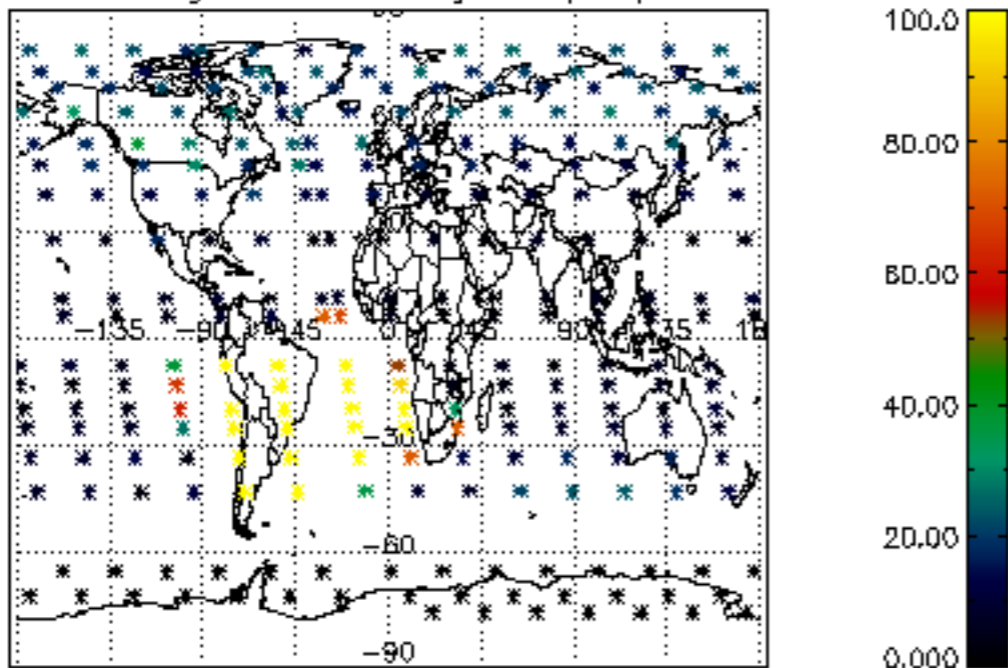
Percentage of flagged data per NO3 profile



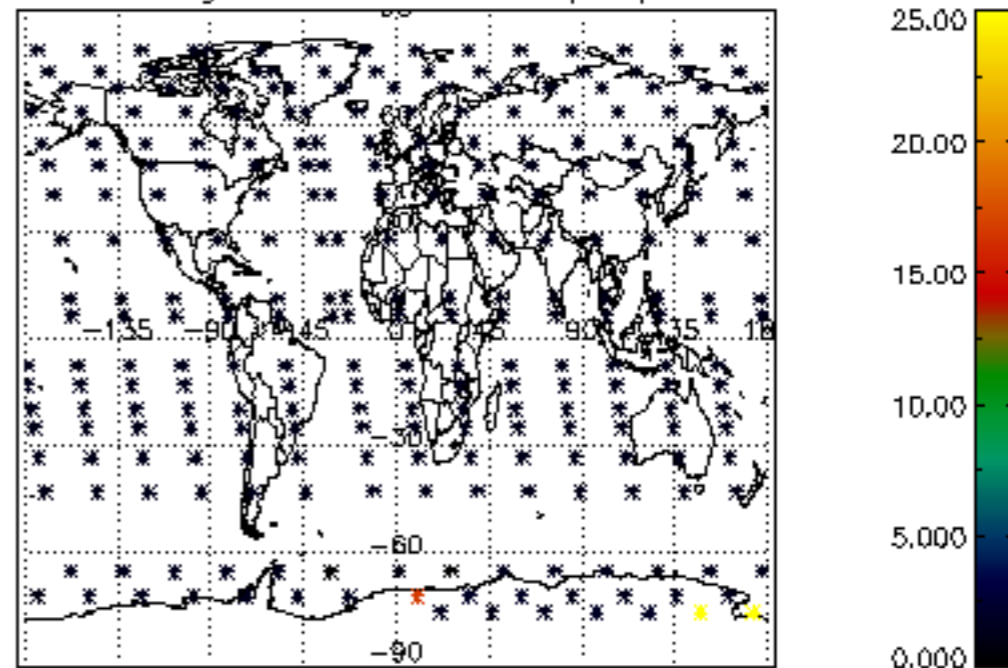




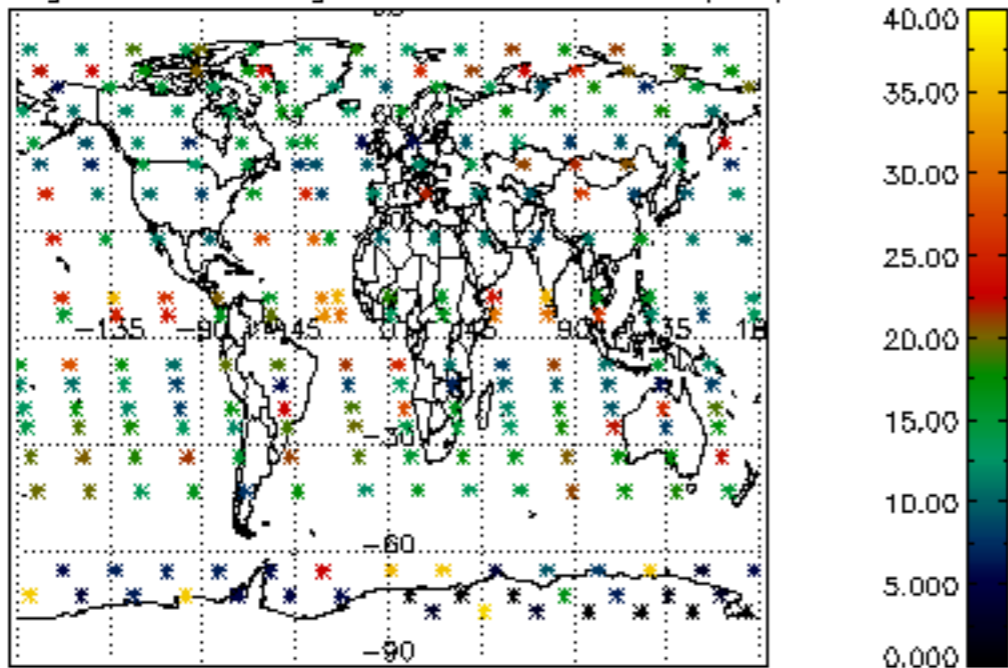
Percentage of cosmic ray hits per profile



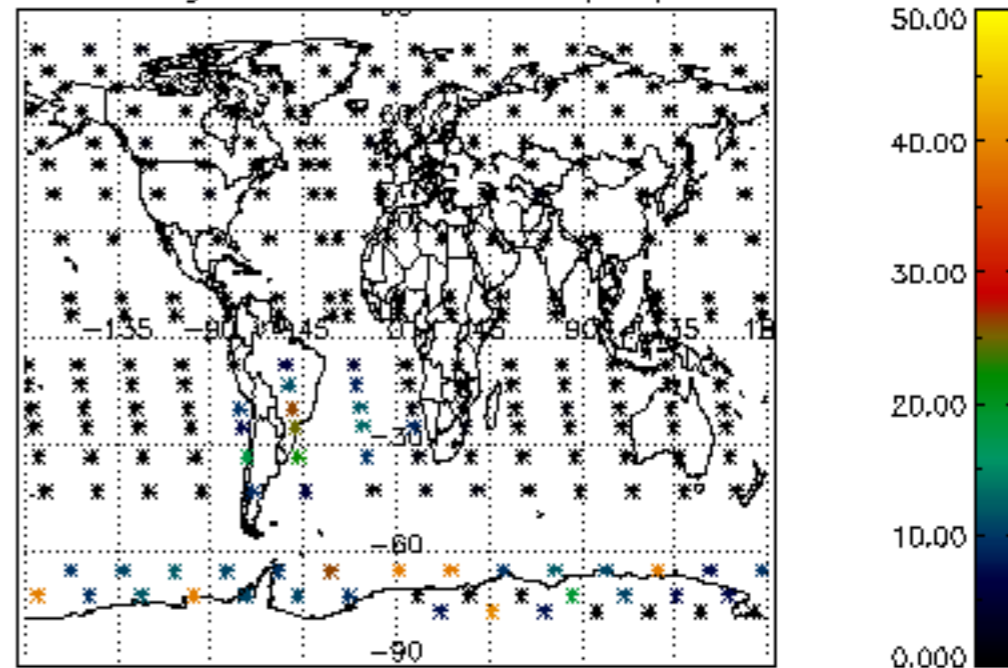
Percentage of datation errors per profile



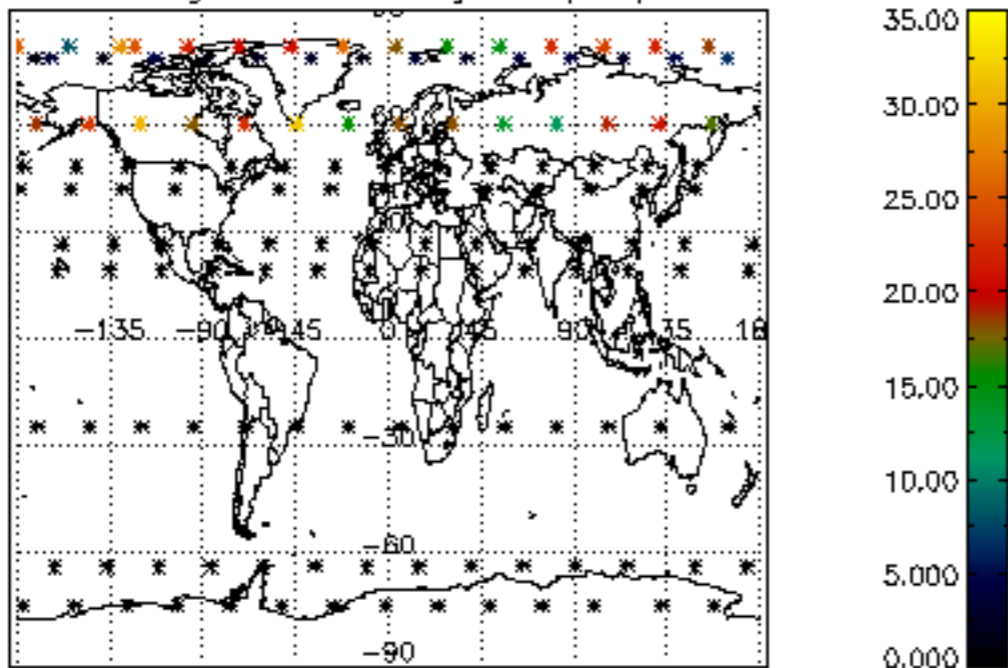
Percentage of star falling outside central band per profile



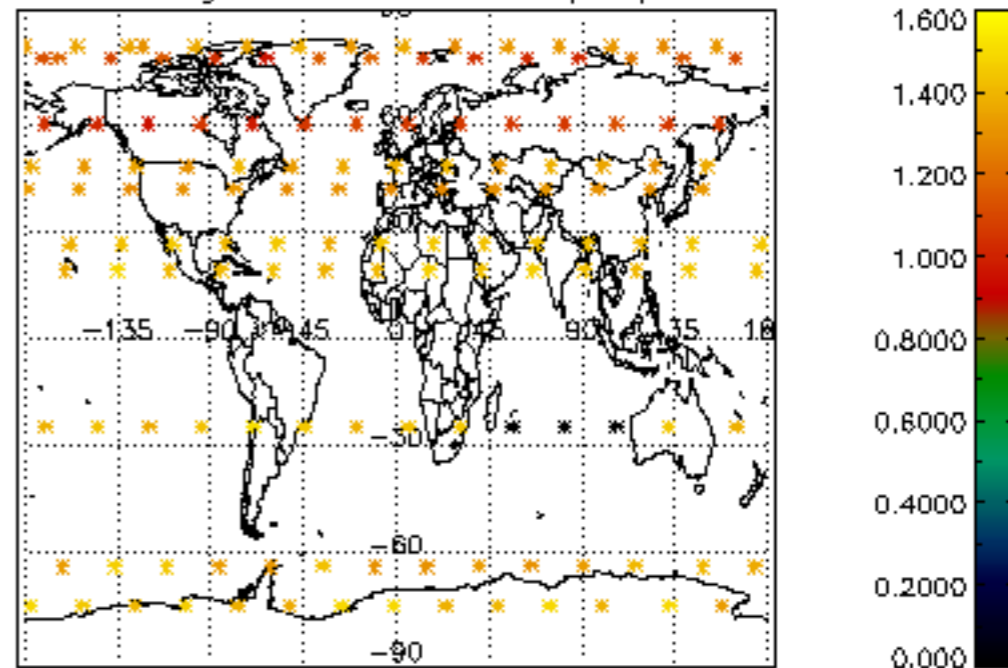
Percentage of saturation errors per profile



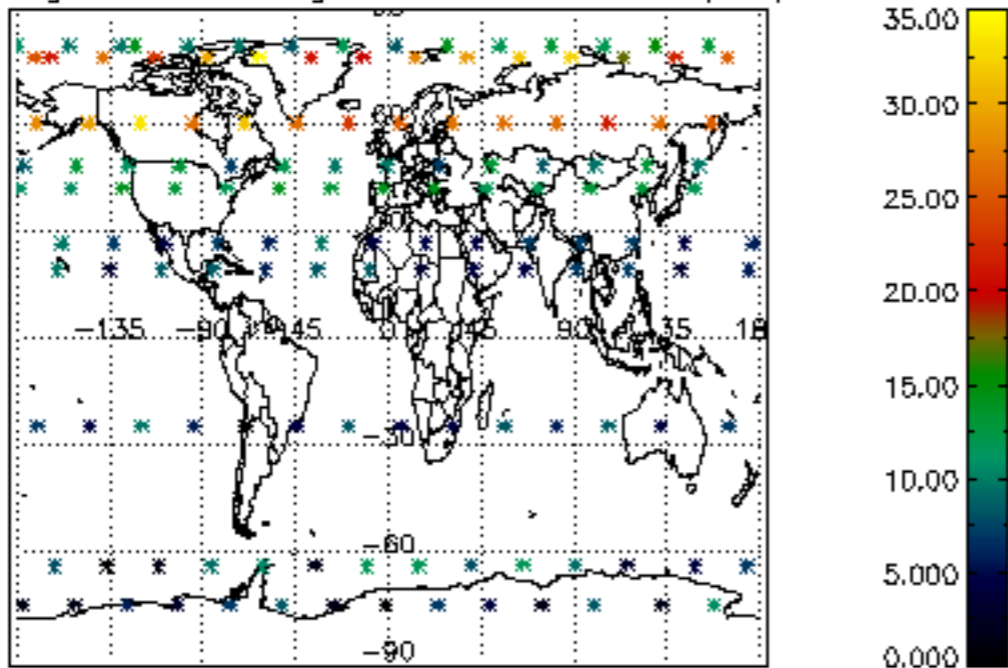
Percentage of cosmic ray hits per profile



Percentage of datation errors per profile



Percentage of star falling outside central band per profile



Percentage of saturation errors per profile

