

GOMOS Level 2 Daily Report

SUMMARY

[1. General Info](#)

[2. Summary of processed GOM_NL_2P products](#)

[3. Level 2 Quality information per product](#)

[3.1 Plot of level 2 quality information per product \(time dependant\)](#)

[3.2 Plot of level 2 quality information per product \(world map\)](#)

[4. Level 1 Quality information per product \(stored on level 2 products\)](#)

[4.1 Plot of level 1 quality information per product \(time dependant\)](#)

[4.1.1 Plot of level 1 quality information per product \(time dependant\): ASCENDING](#)

[4.1.2 Plot of level 1 quality information per product \(time dependant\): DESCENDING](#)

[4.2 Plot of level 1 quality information per product \(world map\)](#)

[4.2.1 Plot of level 1 quality information per product \(world map\): ASCENDING](#)

[4.2.2 Plot of level 1 quality information per product \(world map\): DESCENDING](#)

[5. Ozone profiles based on quality statistics and other trace gas profiles](#)

[5.1 Ozone statistics based on quality of products](#)

[5.2 Plot ozone profiles for all STD \(dark without errors\)](#)

[5.3 Plot ozone profiles where STD < 20% \(dark without errors\)](#)

[5.4. Plot ozone profiles where STD < 10% \(dark without errors\)](#)

[5.5. Plot ozone profiles where STD < 5% \(dark without errors\)](#)

[5.6 Plot NO2 profiles for all STD \(dark without errors\)](#)

[5.7 Plot NO3 profiles for all STD \(dark without errors\)](#)

[5.8 Plot H2O profiles \(only for occultations of stars 1,2,3,4,13,14,16,26,63 dark without errors\) for all STD](#)

[6. Auxiliary Data Files used for the production reported in section 2](#)

This report presents the daily analysis on parameters extracted from GOMOS level 2 data (GOM_NL__2P). It is intended to monitor some important parameters that will impact the quality of these products. A list of level 2 products (and content) that have arrived during the reporting day to the PCF is also given.

Item	Value
Time of report generation	22APR2013 14:54:43
Data source version	GOMOS/6.01
Start time of products	26-01-2006 (26JAN2006 00:00:00)
Stop time of products	27-01-2006 (27JAN2006 00:00:00)
Store outputs in DB	Yes
Nb of level 2 prods	357
Nb of prods with errors	3

2. Summary of processed GOM_NL__2P products.

Nr	Filename	UTC Start time	Limb	Duration	Star Id	Star Name	Star Mag	Star Temp	Nb Meas	Orbit	Prod. error
1	GOM_NL__2PRFIN20060126_000145_000000362044_00331_20425_7882.N1	26-JAN-2006 00:01:45	Bright	36.000	42	34Bet Aur	1.9000	10200.	72	20425	No
2	GOM_NL__2PRFIN20060126_001413_000000352044_00331_20425_7883.N1	26-JAN-2006 00:14:13	Bright	34.500	49	1Alp UMi	1.9900	6300.0	69	20425	No
3	GOM_NL__2PRFIN20060126_002512_000000362044_00331_20425_7884.N1	26-JAN-2006 00:25:12	Bright	36.000	130	23Bet Dra	2.7990	5800.0	72	20425	No
4	GOM_NL__2PRFIN20060126_002838_000000362044_00331_20425_7885.N1	26-JAN-2006 00:28:38	Bright	36.000	5	3Alp Lyr	0.033000	11000.	72	20425	No
5	GOM_NL__2PRFIN20060126_003640_000000352044_00331_20425_7886.N1	26-JAN-2006 00:36:40	Bright	34.500	59	55Alp Oph	2.0800	8900.0	69	20425	No
6	GOM_NL__2PRFIN20060126_003847_000000352044_00331_20425_7887.N1	26-JAN-2006 00:38:47	Bright	34.500	126	60Bet Oph	2.7700	4250.0	69	20425	No
7	GOM_NL__2PRFIN20060126_004501_000000412044_00331_20425_7888.N1	26-JAN-2006 00:45:01	Bright	40.500	86	35Eta Oph	2.4300	10200.	81	20425	No
8	GOM_NL__2PRFIN20060126_004904_000000522044_00331_20425_7889.N1	26-JAN-2006 00:49:04	Dark	51.500	16	21Alp Sco	1.0200	3000.0	103	20425	No
9	GOM_NL__2PRFIN20060126_005027_000000412044_00331_20425_7890.N1	26-JAN-2006 00:50:27	Dark	41.000	75	26Eps Sco	2.2910	4250.0	82	20425	No
10	GOM_NL__2PRFIN20060126_005150_000000412044_00331_20425_7891.N1	26-JAN-2006 00:51:50	Dark	41.000	40	The Sco	1.8590	7100.0	82	20425	No
11	GOM_NL__2PRFIN20060126_005519_000000402044_00331_20425_7892.N1	26-JAN-2006 00:55:19	Dark	39.500	141	Bet Ara	2.8400	4600.0	79	20425	No
12	GOM_NL__2PRFIN20060126_005843_000000382044_00332_20426_7866.N1	26-JAN-2006 00:58:43	Dark	37.500	134	Bet TrA	2.8100	6600.0	75	20426	No
13	GOM_NL__2PRFIN20060126_010011_000000432044_00332_20426_7867.N1	26-JAN-2006 01:00:11	Dark	43.000	4	Alp1Cen	-0.010000	5800.0	86	20426	No
14	GOM_NL__2PRFIN20060126_010446_000000402044_00332_20426_7868.N1	26-JAN-2006 01:04:46	Dark	39.500	12	Alp1Cru	0.77500	30000.	79	20426	No
15	GOM_NL__2PRFIN20060126_010842_000000382044_00332_20426_7869.N1	26-JAN-2006 01:08:42	Dark	37.500	29	Bet Car	1.6720	10200.	75	20426	No
16	GOM_NL__2PRFIN20060126_011056_000000432044_00332_20426_7870.N1	26-JAN-2006 01:10:56	Dark	43.000	71	lot Car	2.2460	7700.0	86	20426	No
17	GOM_NL__2PRFIN20060126_011244_000000422044_00332_20426_7871.N1	26-JAN-2006 01:12:44	Dark	41.500	46	Del Vel	1.9540	10600.	83	20426	No
18	GOM_NL__2PRFIN20060126_011519_000000392044_00332_20426_7872.N1	26-JAN-2006 01:15:19	Dark	38.500	34	Gam2Vel	1.7930	23000.	77	20426	No
19	GOM_NL__2PRFIN20060126_011725_000000402044_00332_20426_7873.N1	26-JAN-2006 01:17:25	Straylight	40.000	70	Zet Pup	2.2460	39000.	80	20426	No
20	GOM_NL__2PRFIN20060126_011853_000000412044_00332_20426_7874.N1	26-JAN-2006 01:18:53	Straylight	40.500	117	Pi Pup	2.7060	3800.0	81	20426	No
21	GOM_NL__2PRFIN20060126_012121_000000412044_00332_20426_7875.N1	26-JAN-2006 01:21:21	Straylight	40.500	23	21Eps CMa	1.5020	26000.	81	20426	No
22	GOM_NL__2PRFIN20060126_012244_000000372044_00332_20426_7876.N1	26-JAN-2006 01:22:44	Straylight	37.000	179	24Omi2CMa	3.0320	24000.	74	20426	No
23	GOM_NL__2PRFIN20060126_012453_000000472044_00332_20426_7877.N1	26-JAN-2006 01:24:53	Straylight	47.000	1	9Alp CMa	-1.4400	11000.	94	20426	No
24	GOM_NL__2PRFIN20060126_013206_000000522044_00332_20426_7878.N1	26-JAN-2006 01:32:06	Bright	52.000	14	58Alp Ori	0.87000	3000.0	104	20426	No
25	GOM_NL__2PRFIN20060126_013411_000000382044_00332_20426_7879.N1	26-JAN-2006 01:34:11	Bright	37.500	44	24Gam Gem	1.9280	11000.	75	20426	No
26	GOM_NL__2PRFIN20060126_013558_000000382044_00332_20426_7880.N1	26-JAN-2006 01:35:58	Bright	38.000	151	13Mu Gem	2.8900	3000.0	76	20426	No
27	GOM_NL__2PRFIN20060126_014013_000000352044_00332_20426_7881.N1	26-JAN-2006 01:40:13	Bright	35.000	107	37The Aur	2.6490	11000.	70	20426	No
28	GOM_NL__2PRFIN20060126_014221_000000342044_00332_20426_7882.N1	26-JAN-2006 01:42:21	Bright	34.000	42	34Bet Aur	1.9000	10200.	68	20426	No
29	GOM_NL__2PRFIN20060126_020548_000000382044_00332_20426_7883.N1	26-JAN-2006 02:05:48	Bright	37.500	130	23Bet Dra	2.7990	5800.0	75	20426	No
30	GOM_NL__2PRFIN20060126_020914_000000362044_00332_20426_7884.N1	26-JAN-2006 02:09:14	Bright	36.000	5	3Alp Lyr	0.033000	11000.	72	20426	No
31	GOM_NL__2PRFIN20060126_021716_000000352044_00332_20426_7885.N1	26-JAN-2006 02:17:16	Bright	34.500	59	55Alp Oph	2.0800	8900.0	69	20426	No
32	GOM_NL__2PRFIN20060126_021923_000000342044_00332_20426_7886.N1	26-JAN-2006 02:19:23	Bright	34.000	126	60Bet Oph	2.7700	4250.0	68	20426	No
33	GOM_NL__2PRFIN20060126_022538_000000412044_00332_20426_7887.N1	26-JAN-2006 02:25:38	Twilight	40.500	86	35Eta Oph	2.4300	10200.	81	20426	No
34	GOM_NL__2PRFIN20060126_022940_000000422044_00332_20426_7888.N1	26-JAN-2006 02:29:40	Dark	42.000	16	21Alp Sco	1.0200	3000.0	84	20426	No
35	GOM_NL__2PRFIN20060126_023054_000000392044_00332_20426_7889.N1	26-JAN-2006 02:30:54	Twilight	38.500	25	35Lam Sco	1.6200	28000.	77	20426	No
36	GOM_NL__2PRFIN20060126_023226_000000402044_00332_20426_7890.N1	26-JAN-2006 02:32:26	Dark	40.000	40	The Sco	1.8590	7100.0	80	20426	No
37	GOM_NL__2PRFIN20060126_023421_000000362044_00332_20426_7891.N1	26-JAN-2006 02:34:21	Dark	35.500	147	Alp Ara	2.8770	26000.	71	20426	No
38	GOM_NL__2PRFIN20060126_023555_000000422044_00332_20426_7892.N1	26-JAN-2006 02:35:55	Dark	41.500	141	Bet Ara	2.8400	4600.0	83	20426	No
39	GOM_NL__2PRFIN20060126_023919_000000362044_00333_20427_7866.N1	26-JAN-2006 02:39:19	Dark	36.000	134	Bet TrA	2.8100	6600.0	72	20427	No
40	GOM_NL__2PRFIN20060126_024048_000000412044_00333_20427_7867.N1	26-JAN-2006 02:40:48	Dark	40.500	4	Alp1Cen	-0.010000	5800.0	81	20427	No
41	GOM_NL__2PRFIN20060126_024522_000000402044_00333_20427_7868.N1	26-JAN-2006 02:45:22	Dark	39.500	12	Alp1Cru	0.77500	30000.	79	20427	No
42	GOM_NL__2PRFIN20060126_024919_000000372044_00333_20427_7869.N1	26-JAN-2006 02:49:19	Dark	36.500	29	Bet Car	1.6720	10200.	73	20427	No

43	GOM_NL__2PRFIN20060126_025132_000000422044_00333_20427_7870.N1	26-JAN-2006 02:51:32	Dark	41.500	71	lot Car	2.2460	7700.0	83	20427	No
44	GOM_NL__2PRFIN20060126_025320_000000382044_00333_20427_7871.N1	26-JAN-2006 02:53:20	Dark	38.000	46	Del Vel	1.9540	10600.	76	20427	No
45	GOM_NL__2PRFIN20060126_025555_000000412044_00333_20427_7872.N1	26-JAN-2006 02:55:55	Dark	40.500	34	Gam2Vel	1.7930	23000.	81	20427	No
46	GOM_NL__2PRFIN20060126_025801_000000422044_00333_20427_7873.N1	26-JAN-2006 02:58:01	Straylight	41.500	70	Zet Pup	2.2460	39000.	83	20427	No
47	GOM_NL__2PRFIN20060126_025929_000000432044_00333_20427_7874.N1	26-JAN-2006 02:59:29	Straylight	43.000	117	Pi Pup	2.7060	3800.0	86	20427	No
48	GOM_NL__2PRFIN20060126_030157_000000392044_00333_20427_7875.N1	26-JAN-2006 03:01:57	Straylight	39.000	23	21Eps CMa	1.5020	26000.	78	20427	No
49	GOM_NL__2PRFIN20060126_030320_000000392044_00333_20427_7876.N1	26-JAN-2006 03:03:20	Straylight	38.500	179	24Omi2CMa	3.0320	24000.	77	20427	No
50	GOM_NL__2PRFIN20060126_030529_000000462044_00333_20427_7877.N1	26-JAN-2006 03:05:29	Straylight	46.000	1	9Alp CMa	-1.4400	11000.	92	20427	No
51	GOM_NL__2PRFIN20060126_031243_000000522044_00333_20427_7878.N1	26-JAN-2006 03:12:43	Bright	52.000	14	58Alp Ori	0.87000	3000.0	104	20427	No
52	GOM_NL__2PRFIN20060126_031635_000000392044_00333_20427_7879.N1	26-JAN-2006 03:16:35	Bright	39.000	151	13Mu Gem	2.8900	3000.0	78	20427	No
53	GOM_NL__2PRFIN20060126_032049_000000352044_00333_20427_7880.N1	26-JAN-2006 03:20:49	Bright	34.500	107	37The Aur	2.6490	11000.	69	20427	No
54	GOM_NL__2PRFIN20060126_032257_000000352044_00333_20427_7881.N1	26-JAN-2006 03:22:57	Bright	35.000	42	34Bet Aur	1.9000	10200.	70	20427	No
55	GOM_NL__2PRFIN20060126_033524_000000362044_00333_20427_7882.N1	26-JAN-2006 03:35:24	Bright	36.000	49	1Alp UMi	1.9900	6300.0	72	20427	No
56	GOM_NL__2PRFIN20060126_034624_000000362044_00333_20427_7883.N1	26-JAN-2006 03:46:24	Bright	36.000	130	23Bet Dra	2.7990	5800.0	72	20427	No
57	GOM_NL__2PRFIN20060126_034950_000000362044_00333_20427_7884.N1	26-JAN-2006 03:49:50	Bright	35.500	5	3Alp Lyr	0.033000	11000.	71	20427	No
58	GOM_NL__2PRFIN20060126_035752_000000362044_00333_20427_7885.N1	26-JAN-2006 03:57:52	Bright	36.000	59	55Alp Oph	2.0800	8900.0	72	20427	No
59	GOM_NL__2PRFIN20060126_035959_000000352044_00333_20427_7886.N1	26-JAN-2006 03:59:59	Bright	34.500	126	60Bet Oph	2.7700	4250.0	69	20427	No
60	GOM_NL__2PRFIN20060126_040614_000000422044_00333_20427_7887.N1	26-JAN-2006 04:06:14	Twilight	42.000	86	35Eta Oph	2.4300	10200.	84	20427	No
61	GOM_NL__2PRFIN20060126_041017_000000422044_00333_20427_7888.N1	26-JAN-2006 04:10:17	Dark	42.000	16	21Alp Sco	1.0200	3000.0	84	20427	No
62	GOM_NL__2PRFIN20060126_041130_000000412044_00333_20427_7889.N1	26-JAN-2006 04:11:30	Twilight	40.500	25	35Lam Sco	1.6200	28000.	81	20427	No
63	GOM_NL__2PRFIN20060126_041302_000000412044_00333_20427_7890.N1	26-JAN-2006 04:13:02	Dark	41.000	40	The Sco	1.8590	7100.0	82	20427	No
64	GOM_NL__2PRFIN20060126_041457_000000372044_00333_20427_7891.N1	26-JAN-2006 04:14:57	Dark	37.000	147	Alp Ara	2.8770	26000.	74	20427	No
65	GOM_NL__2PRFIN20060126_041631_000000392044_00333_20427_7892.N1	26-JAN-2006 04:16:31	Dark	39.000	141	Bet Ara	2.8400	4600.0	78	20427	No
66	GOM_NL__2PRFIN20060126_041956_000000372044_00334_20428_7866.N1	26-JAN-2006 04:19:56	Dark	36.500	134	Bet TrA	2.8100	6600.0	73	20428	No
67	GOM_NL__2PRFIN20060126_042124_000000512044_00334_20428_7867.N1	26-JAN-2006 04:21:24	Dark	51.000	4	Alp1Cen	-0.010000	5800.0	102	20428	No
68	GOM_NL__2PRFIN20060126_042559_000000412044_00334_20428_7868.N1	26-JAN-2006 04:25:59	Dark	40.500	12	Alp1Cru	0.77500	30000.	81	20428	No
69	GOM_NL__2PRFIN20060126_042955_000000372044_00334_20428_7869.N1	26-JAN-2006 04:29:55	Dark	36.500	29	Bet Car	1.6720	10200.	73	20428	No
70	GOM_NL__2PRFIN20060126_043208_000000382044_00334_20428_7870.N1	26-JAN-2006 04:32:08	Dark	37.500	71	lot Car	2.2460	7700.0	75	20428	No
71	GOM_NL__2PRFIN20060126_043356_000000432044_00334_20428_7871.N1	26-JAN-2006 04:33:56	Dark	42.500	46	Del Vel	1.9540	10600.	85	20428	No
72	GOM_NL__2PRFIN20060126_043632_000000412044_00334_20428_7872.N1	26-JAN-2006 04:36:32	Dark	41.000	34	Gam2Vel	1.7930	23000.	82	20428	No
73	GOM_NL__2PRFIN20060126_043838_000000402044_00334_20428_7873.N1	26-JAN-2006 04:38:38	Straylight	39.500	70	Zet Pup	2.2460	39000.	79	20428	No
74	GOM_NL__2PRFIN20060126_044006_000000412044_00334_20428_7874.N1	26-JAN-2006 04:40:06	Straylight	41.000	117	Pi Pup	2.7060	3800.0	82	20428	No
75	GOM_NL__2PRFIN20060126_044233_000000402044_00334_20428_7875.N1	26-JAN-2006 04:42:33	Straylight	39.500	23	21Eps CMa	1.5020	26000.	79	20428	No
76	GOM_NL__2PRFIN20060126_044356_000000382044_00334_20428_7876.N1	26-JAN-2006 04:43:56	Straylight	37.500	179	24Omi2CMa	3.0320	24000.	75	20428	No
77	GOM_NL__2PRFIN20060126_044605_000000452044_00334_20428_7877.N1	26-JAN-2006 04:46:05	Straylight	44.500	1	9Alp CMa	-1.4400	11000.	89	20428	No
78	GOM_NL__2PRFIN20060126_045319_000000522044_00334_20428_7878.N1	26-JAN-2006 04:53:19	Bright	52.000	14	58Alp Ori	0.87000	3000.0	104	20428	No
79	GOM_NL__2PRFIN20060126_045523_000000372044_00334_20428_7879.N1	26-JAN-2006 04:55:23	Bright	37.000	44	24Gam Gem	1.9280	11000.	74	20428	No
80	GOM_NL__2PRFIN20060126_045711_000000382044_00334_20428_7880.N1	26-JAN-2006 04:57:11	Bright	38.000	151	13Mu Gem	2.8900	3000.0	76	20428	No
81	GOM_NL__2PRFIN20060126_050125_000000342044_00334_20428_7881.N1	26-JAN-2006 05:01:25	Bright	34.000	107	37The Aur	2.6490	11000.	68	20428	No
82	GOM_NL__2PRFIN20060126_050333_000000352044_00334_20428_7882.N1	26-JAN-2006 05:03:33	Bright	34.500	42	34Bet Aur	1.9000	10200.	69	20428	No
83	GOM_NL__2PRFIN20060126_051600_000000342044_00334_20428_7883.N1	26-JAN-2006 05:16:00	Bright	34.000	49	1Alp UMi	1.9900	6300.0	68	20428	No
84	GOM_NL__2PRFIN20060126_052700_000000372044_00334_20428_7884.N1	26-JAN-2006 05:27:00	Bright	36.500	130	23Bet Dra	2.7990	5800.0	73	20428	No
85	GOM_NL__2PRFIN20060126_053026_000000342044_00334_20428_7885.N1	26-JAN-2006 05:30:26	Bright	33.500	5	3Alp Lyr	0.033000	11000.	67	20428	No
86	GOM_NL__2PRFIN20060126_053829_000000362044_00334_20428_7886.N1	26-JAN-2006 05:38:29	Bright	35.500	59	55Alp Oph	2.0800	8900.0	71	20428	No
87	GOM_NL__2PRFIN20060126_054035_000000342044_00334_20428_7887.N1	26-JAN-2006 05:40:35	Bright	34.000	126	60Bet Oph	2.7700	4250.0	68	20428	No
88	GOM_NL__2PRFIN20060126_054651_000000442044_00334_20428_7888.N1	26-JAN-2006 05:46:51	Twilight	43.500	86	35Eta Oph	2.4300	10200.	87	20428	No
89	GOM_NL__2PRFIN20060126_055054_000000292044_00334_20428_7889.N1	26-JAN-2006 05:50:54	Dark	29.000	16	21Alp Sco	1.0200	3000.0	58	20428	No
90	GOM_NL__2PRFIN20060126_055207_000000392044_00334_20428_7890.N1	26-JAN-2006 05:52:07	Twilight	38.500	25	35Lam Sco	1.6200	28000.	77	20428	No
91	GOM_NL__2PRFIN20060126_055338_000000412044_00334_20428_7891.N1	26-JAN-2006 05:53:38	Dark	41.000	40	The Sco	1.8590	7100.0	82	20428	No
92	GOM_NL__2PRFIN20060126_055533_000000362044_00334_20428_7892.N1	26-JAN-2006 05:55:33	Dark	36.000	147	Alp Ara	2.8770	26000.	72	20428	No
93	GOM_NL__2PRFIN20060126_055708_000000412044_00334_20428_7893.N1	26-JAN-2006 05:57:08	Dark	41.000	141	Bet Ara	2.8400	4600.0	82	20428	No
94	GOM_NL__2PRFIN20060126_060032_000000382044_00335_20429_7866.N1	26-JAN-2006 06:00:32	Dark	37.500	134	Bet TrA	2.8100	6600.0	75	20429	No
95	GOM_NL__2PRFIN20060126_060201_000000502044_00335_20429_7867.N1	26-JAN-2006 06:02:01	Dark	50.000	4	Alp1Cen	-0.010000	5800.0	100	20429	No
96	GOM_NL__2PRFIN20060126_060635_000000402044_00335_20429_7868.N1	26-JAN-2006 06:06:35	Dark	39.500	12	Alp1Cru	0.77500	30000.	79	20429	No
97	GOM_NL__2PRFIN20060126_061031_000000372044_00335_20429_7869.N1	26-JAN-2006 06:10:31	Dark	37.000	29	Bet Car	1.6720	10200.	74	20429	No
98	GOM_NL__2PRFIN20060126_061245_000000422044_00335_20429_7870.N1	26-JAN-2006 06:12:45	Dark	42.000	71	lot Car	2.2460	7700.0	84	20429	No
99	GOM_NL__2PRFIN20060126_061433_000000402044_00335_20429_7871.N1	26-JAN-2006 06:14:33	Dark	40.000	46	Del Vel	1.9540	10600.	80	20429	No
100	GOM_NL__2PRFIN20060126_061708_000000412044_00335_20429_7872.N1	26-JAN-2006 06:17:08	Dark	41.000	34	Gam2Vel	1.7930	23000.	82	20429	No
101	GOM_NL__2PRFIN20060126_061914_000000402044_00335_20429_7873.N1	26-JAN-2006 06:19:14	Straylight	40.000	70	Zet Pup	2.2460	39000.	80	20429	No

102	GOM_NL__2PRFIN20060126_062042_000000392044_00335_20429_7874.N1	26-JAN-2006 06:20:42	Straylight	39.000	117	Pi Pup	2.7060	3800.0	78	20429	No
103	GOM_NL__2PRFIN20060126_062309_000000422044_00335_20429_7875.N1	26-JAN-2006 06:23:09	Straylight	41.500	23	21Eps CMa	1.5020	26000.	83	20429	No
104	GOM_NL__2PRFIN20060126_062432_000000372044_00335_20429_7876.N1	26-JAN-2006 06:24:32	Straylight	37.000	179	24Omi2CMa	3.0320	24000.	74	20429	No
105	GOM_NL__2PRFIN20060126_062642_000000432044_00335_20429_7877.N1	26-JAN-2006 06:26:42	Straylight	43.000	1	9Alp CMa	-1.4400	11000.	86	20429	No
106	GOM_NL__2PRFIN20060126_063355_000000522044_00335_20429_7878.N1	26-JAN-2006 06:33:55	Bright	52.000	14	58Alp Ori	0.87000	3000.0	104	20429	No
107	GOM_NL__2PRFIN20060126_063559_000000382044_00335_20429_7879.N1	26-JAN-2006 06:35:59	Bright	37.500	44	24Gam Gem	1.9280	11000.	75	20429	No
108	GOM_NL__2PRFIN20060126_063747_000000392044_00335_20429_7880.N1	26-JAN-2006 06:37:47	Bright	38.500	151	13Mu Gem	2.8900	3000.0	77	20429	No
109	GOM_NL__2PRFIN20060126_064201_000000352044_00335_20429_7881.N1	26-JAN-2006 06:42:01	Bright	35.000	107	37The Aur	2.6490	11000.	70	20429	No
110	GOM_NL__2PRFIN20060126_064409_000000352044_00335_20429_7882.N1	26-JAN-2006 06:44:09	Bright	34.500	42	34Bet Aur	1.9000	10200.	69	20429	No
111	GOM_NL__2PRFIN20060126_065636_000000342044_00335_20429_7883.N1	26-JAN-2006 06:56:36	Bright	34.000	49	1Alp UMi	1.9900	6300.0	68	20429	No
112	GOM_NL__2PRFIN20060126_070736_000000372044_00335_20429_7884.N1	26-JAN-2006 07:07:36	Bright	37.000	130	23Bet Dra	2.7990	5800.0	74	20429	No
113	GOM_NL__2PRFIN20060126_071102_000000352044_00335_20429_7885.N1	26-JAN-2006 07:11:02	Bright	34.500	5	3Alp Lyr	0.033000	11000.	69	20429	No
114	GOM_NL__2PRFIN20060126_071905_000000352044_00335_20429_7886.N1	26-JAN-2006 07:19:05	Bright	34.500	59	55Alp Oph	2.0800	8900.0	69	20429	No
115	GOM_NL__2PRFIN20060126_072112_000000352044_00335_20429_7887.N1	26-JAN-2006 07:21:12	Bright	34.500	126	60Bet Oph	2.7700	4250.0	69	20429	No
116	GOM_NL__2PRFIN20060126_072727_000000432044_00335_20429_7888.N1	26-JAN-2006 07:27:27	Twilight	43.000	86	35Eta Oph	2.4300	10200.	86	20429	No
117	GOM_NL__2PRFIN20060126_073609_000000372044_00335_20429_7889.N1	26-JAN-2006 07:36:09	Dark	37.000	147	Alp Ara	2.8770	26000.	74	20429	No
118	GOM_NL__2PRFIN20060126_073744_000000422044_00335_20429_7890.N1	26-JAN-2006 07:37:44	Dark	41.500	141	Bet Ara	2.8400	4600.0	83	20429	No
119	GOM_NL__2PRFIN20060126_074108_000000372044_00336_20430_7867.N1	26-JAN-2006 07:41:08	Dark	36.500	134	Bet TrA	2.8100	6600.0	73	20430	No
120	GOM_NL__2PRFIN20060126_074237_000000552044_00336_20430_7868.N1	26-JAN-2006 07:42:37	Dark	55.000	4	Alp1Cen	-0.010000	5800.0	110	20430	No
121	GOM_NL__2PRFIN20060126_075950_000000392044_00336_20430_7869.N1	26-JAN-2006 07:59:50	Straylight	39.000	70	Zet Pup	2.2460	39000.	78	20430	No
122	GOM_NL__2PRFIN20060126_080118_000000382044_00336_20430_7870.N1	26-JAN-2006 08:01:18	Straylight	37.500	117	Pi Pup	2.7060	3800.0	75	20430	No
123	GOM_NL__2PRFIN20060126_080323_000000392044_00336_20430_7871.N1	26-JAN-2006 08:03:23	Straylight	39.000	88	31Eta CMa	2.4480	20000.	78	20430	No
124	GOM_NL__2PRFIN20060126_080508_000000372044_00336_20430_7872.N1	26-JAN-2006 08:05:08	Straylight	37.000	179	24Omi2CMa	3.0320	24000.	74	20430	No
125	GOM_NL__2PRFIN20060126_080718_000000452044_00336_20430_7873.N1	26-JAN-2006 08:07:18	Straylight	44.500	1	9Alp CMa	-1.4400	11000.	89	20430	No
126	GOM_NL__2PRFIN20060126_081431_000000522044_00336_20430_7874.N1	26-JAN-2006 08:14:31	Bright	52.000	14	58Alp Ori	0.87000	3000.0	104	20430	No
127	GOM_NL__2PRFIN20060126_081635_000000382044_00336_20430_7875.N1	26-JAN-2006 08:16:35	Bright	38.000	44	24Gam Gem	1.9280	11000.	76	20430	No
128	GOM_NL__2PRFIN20060126_081823_000000382044_00336_20430_7876.N1	26-JAN-2006 08:18:23	Bright	37.500	151	13Mu Gem	2.8900	3000.0	75	20430	No
129	GOM_NL__2PRFIN20060126_082237_000000352044_00336_20430_7877.N1	26-JAN-2006 08:22:37	Bright	34.500	107	37The Aur	2.6490	11000.	69	20430	No
130	GOM_NL__2PRFIN20060126_082445_000000352044_00336_20430_7878.N1	26-JAN-2006 08:24:45	Bright	35.000	42	34Bet Aur	1.9000	10200.	70	20430	No
131	GOM_NL__2PRFIN20060126_083712_000000362044_00336_20430_7879.N1	26-JAN-2006 08:37:12	Bright	35.500	49	1Alp UMi	1.9900	6300.0	71	20430	No
132	GOM_NL__2PRFIN20060126_091319_000000392044_00336_20430_7880.N1	26-JAN-2006 09:13:19	Twilight	38.500	25	35Lam Sco	1.6200	28000.	77	20430	No
133	GOM_NL__2PRFIN20060126_091451_000000382044_00336_20430_7881.N1	26-JAN-2006 09:14:51	Dark	38.000	40	The Sco	1.8590	7100.0	76	20430	No
134	GOM_NL__2PRFIN20060126_091645_000000382044_00336_20430_7882.N1	26-JAN-2006 09:16:45	Dark	38.000	147	Alp Ara	2.8770	26000.	76	20430	No
135	GOM_NL__2PRFIN20060126_091820_000000402044_00336_20430_7883.N1	26-JAN-2006 09:18:20	Dark	40.000	141	Bet Ara	2.8400	4600.0	80	20430	No
136	GOM_NL__2PRFIN20060126_092144_000000362044_00337_20431_7867.N1	26-JAN-2006 09:21:44	Dark	35.500	134	Bet TrA	2.8100	6600.0	71	20431	No
137	GOM_NL__2PRFIN20060126_092314_000000432044_00337_20431_7868.N1	26-JAN-2006 09:23:14	Dark	42.500	4	Alp1Cen	-0.010000	5800.0	85	20431	No
138	GOM_NL__2PRFIN20060126_094359_000000392044_00337_20431_7869.N1	26-JAN-2006 09:43:59	Straylight	39.000	88	31Eta CMa	2.4480	20000.	78	20431	No
139	GOM_NL__2PRFIN20060126_094544_000000362044_00337_20431_7870.N1	26-JAN-2006 09:45:44	Straylight	36.000	179	24Omi2CMa	3.0320	24000.	72	20431	No
140	GOM_NL__2PRFIN20060126_094754_000000422044_00337_20431_7871.N1	26-JAN-2006 09:47:54	Straylight	42.000	1	9Alp CMa	-1.4400	11000.	84	20431	No
141	GOM_NL__2PRFIN20060126_095507_000000522044_00337_20431_7872.N1	26-JAN-2006 09:55:07	Bright	52.000	14	58Alp Ori	0.87000	3000.0	104	20431	No
142	GOM_NL__2PRFIN20060126_095711_000000392044_00337_20431_7873.N1	26-JAN-2006 09:57:11	Bright	39.000	44	24Gam Gem	1.9280	11000.	78	20431	No
143	GOM_NL__2PRFIN20060126_095859_000000392044_00337_20431_7874.N1	26-JAN-2006 09:58:59	Bright	39.000	151	13Mu Gem	2.8900	3000.0	78	20431	No
144	GOM_NL__2PRFIN20060126_100314_000000352044_00337_20431_7875.N1	26-JAN-2006 10:03:14	Bright	34.500	107	37The Aur	2.6490	11000.	69	20431	No
145	GOM_NL__2PRFIN20060126_100521_000000362044_00337_20431_7876.N1	26-JAN-2006 10:05:21	Bright	35.500	42	34Bet Aur	1.9000	10200.	71	20431	No
146	GOM_NL__2PRFIN20060126_101748_000000342044_00337_20431_7877.N1	26-JAN-2006 10:17:48	Bright	34.000	49	1Alp UMi	1.9900	6300.0	68	20431	No
147	GOM_NL__2PRFIN20060126_105856_000000372044_00337_20431_7878.N1	26-JAN-2006 10:58:56	Dark	36.500	141	Bet Ara	2.8400	4600.0	73	20431	No
148	GOM_NL__2PRFIN20060126_110221_000000372044_00338_20432_7887.N1	26-JAN-2006 11:02:21	Dark	37.000	134	Bet TrA	2.8100	6600.0	74	20432	No
149	GOM_NL__2PRFIN20060126_110350_000000412044_00338_20432_7888.N1	26-JAN-2006 11:03:50	Dark	40.500	4	Alp1Cen	-0.010000	5800.0	81	20432	No
150	GOM_NL__2PRFIN20060126_111220_000000372044_00338_20432_7889.N1	26-JAN-2006 11:12:20	Dark	37.000	29	Bet Car	1.6720	10200.	74	20432	No
151	GOM_NL__2PRFIN20060126_111434_000000452044_00338_20432_7890.N1	26-JAN-2006 11:14:34	Dark	45.000	71	lot Car	2.2460	7700.0	90	20432	No
152	GOM_NL__2PRFIN20060126_111621_000000402044_00338_20432_7891.N1	26-JAN-2006 11:16:21	Dark	40.000	46	Del Vel	1.9540	10600.	80	20432	No
153	GOM_NL__2PRFIN20060126_111856_000000392044_00338_20432_7892.N1	26-JAN-2006 11:18:56	Dark	39.000	34	Gam2Vel	1.7930	23000.	78	20432	No
154	GOM_NL__2PRFIN20060126_112102_000000392044_00338_20432_7893.N1	26-JAN-2006 11:21:02	Straylight	39.000	70	Zet Pup	2.2460	39000.	78	20432	No
155	GOM_NL__2PRFIN20060126_112230_000000412044_00338_20432_7894.N1	26-JAN-2006 11:22:30	Straylight	40.500	117	Pi Pup	2.7060	3800.0	81	20432	No
156	GOM_NL__2PRFIN20060126_112457_000000402044_00338_20432_7895.N1	26-JAN-2006 11:24:57	Straylight	39.500	23	21Eps CMa	1.5020	26000.	79	20432	No
157	GOM_NL__2PRFIN20060126_112620_000000372044_00338_20432_7896.N1	26-JAN-2006 11:26:20	Straylight	37.000	179	24Omi2CMa	3.0320	24000.	74	20432	No
158	GOM_NL__2PRFIN20060126_112830_000000472044_00338_20432_7897.N1	26-JAN-2006 11:28:30	Straylight	46.500	1	9Alp CMa	-1.4400	11000.	93	20432	No
159	GOM_NL__2PRFIN20060126_113543_000000522044_00338_20432_7898.N1	26-JAN-2006 11:35:43	Bright	51.500	14	58Alp Ori	0.87000	3000.0	103	20432	No
160	GOM_NL__2PRFIN20060126_113747_000000372044_00338_20432_7899.N1	26-JAN-2006 11:37:47	Bright	36.500	44	24Gam Gem	1.9280	11000.	73	20432	No

161	GOM_NL__2PRFIN20060126_113935_000000392044_00338_20432_7900.N1	26-JAN-2006 11:39:35	Bright	38.500	151	13Mu Gem	2.8900	3000.0	77	20432	No
162	GOM_NL__2PRFIN20060126_114349_000000362044_00338_20432_7901.N1	26-JAN-2006 11:43:49	Bright	35.500	107	37The Aur	2.6490	11000.	71	20432	No
163	GOM_NL__2PRFIN20060126_114557_000000372044_00338_20432_7902.N1	26-JAN-2006 11:45:57	Bright	36.500	42	34Bet Aur	1.9000	10200.	73	20432	No
164	GOM_NL__2PRFIN20060126_115824_000000362044_00338_20432_7903.N1	26-JAN-2006 11:58:24	Bright	35.500	49	1Alp UMi	1.9900	6300.0	71	20432	No
165	GOM_NL__2PRFIN20060126_120923_000000372044_00338_20432_7904.N1	26-JAN-2006 12:09:23	Bright	36.500	130	23Bet Dra	2.7990	5800.0	73	20432	No
166	GOM_NL__2PRFIN20060126_121250_000000352044_00338_20432_7905.N1	26-JAN-2006 12:12:50	Bright	34.500	5	3Alp Lyr	0.033000	11000.	69	20432	No
167	GOM_NL__2PRFIN20060126_122053_000000362044_00338_20432_7906.N1	26-JAN-2006 12:20:53	Bright	36.000	59	55Alp Oph	2.0800	8900.0	72	20432	No
168	GOM_NL__2PRFIN20060126_122300_000000352044_00338_20432_7907.N1	26-JAN-2006 12:23:00	Bright	34.500	126	60Bet Oph	2.7700	4250.0	69	20432	No
169	GOM_NL__2PRFIN20060126_122916_000000442044_00338_20432_7908.N1	26-JAN-2006 12:29:16	Twilight	44.000	86	35Eta Oph	2.4300	10200.	88	20432	No
170	GOM_NL__2PRFIN20060126_123319_00000012044_00338_20432_7909.N1	26-JAN-2006 12:33:19	Dark	1.0000	16	21Alp Sco	1.0200	3000.0	2	20432	Yes
171	GOM_NL__2PRFIN20060126_123431_000000402044_00338_20432_7910.N1	26-JAN-2006 12:34:31	Twilight	39.500	25	35Lam Sco	1.6200	28000.	79	20432	No
172	GOM_NL__2PRFIN20060126_123603_000000382044_00338_20432_7911.N1	26-JAN-2006 12:36:03	Dark	37.500	40	The Sco	1.8590	7100.0	75	20432	No
173	GOM_NL__2PRFIN20060126_123757_000000372044_00338_20432_7912.N1	26-JAN-2006 12:37:57	Dark	36.500	147	Alp Ara	2.8770	26000.	73	20432	No
174	GOM_NL__2PRFIN20060126_123932_000000432044_00338_20432_7913.N1	26-JAN-2006 12:39:32	Dark	42.500	141	Bet Ara	2.8400	4600.0	85	20432	No
175	GOM_NL__2PRFIN20060126_124257_000000382044_00339_20433_7887.N1	26-JAN-2006 12:42:57	Dark	38.000	134	Bet TrA	2.8100	6600.0	76	20433	No
176	GOM_NL__2PRFIN20060126_124426_000000412044_00339_20433_7888.N1	26-JAN-2006 12:44:26	Dark	40.500	4	Alp1Cen	-0.010000	5800.0	81	20433	No
177	GOM_NL__2PRFIN20060126_124901_000000422044_00339_20433_7889.N1	26-JAN-2006 12:49:01	Dark	41.500	12	Alp1Cru	0.77500	30000.	83	20433	No
178	GOM_NL__2PRFIN20060126_125256_000000372044_00339_20433_7890.N1	26-JAN-2006 12:52:56	Dark	37.000	29	Bet Car	1.6720	10200.	74	20433	No
179	GOM_NL__2PRFIN20060126_125510_000000372044_00339_20433_7891.N1	26-JAN-2006 12:55:10	Dark	37.000	71	lot Car	2.2460	7700.0	74	20433	No
180	GOM_NL__2PRFIN20060126_125657_000000382044_00339_20433_7892.N1	26-JAN-2006 12:56:57	Dark	38.000	46	Del Vel	1.9540	10600.	76	20433	No
181	GOM_NL__2PRFIN20060126_125933_000000402044_00339_20433_7893.N1	26-JAN-2006 12:59:33	Dark	39.500	34	Gam2Vel	1.7930	23000.	79	20433	No
182	GOM_NL__2PRFIN20060126_130139_000000392044_00339_20433_7894.N1	26-JAN-2006 13:01:39	Straylight	39.000	70	Zet Pup	2.2460	39000.	78	20433	No
183	GOM_NL__2PRFIN20060126_130306_000000382044_00339_20433_7895.N1	26-JAN-2006 13:03:06	Straylight	37.500	117	Pi Pup	2.7060	3800.0	75	20433	No
184	GOM_NL__2PRFIN20060126_130534_000000422044_00339_20433_7896.N1	26-JAN-2006 13:05:34	Straylight	41.500	23	21Eps CMa	1.5020	26000.	83	20433	No
185	GOM_NL__2PRFIN20060126_130656_000000382044_00339_20433_7897.N1	26-JAN-2006 13:06:56	Straylight	38.000	179	24Omi2CMa	3.0320	24000.	76	20433	No
186	GOM_NL__2PRFIN20060126_130906_000000492044_00339_20433_7898.N1	26-JAN-2006 13:09:06	Straylight	49.000	1	9Alp CMa	-1.4400	11000.	98	20433	No
187	GOM_NL__2PRFIN20060126_131619_000000522044_00339_20433_7899.N1	26-JAN-2006 13:16:19	Bright	51.500	14	58Alp Ori	0.87000	3000.0	103	20433	No
188	GOM_NL__2PRFIN20060126_131823_000000372044_00339_20433_7900.N1	26-JAN-2006 13:18:23	Bright	36.500	44	24Gam Gem	1.9280	11000.	73	20433	No
189	GOM_NL__2PRFIN20060126_132011_000000382044_00339_20433_7901.N1	26-JAN-2006 13:20:11	Bright	37.500	151	13Mu Gem	2.8900	3000.0	75	20433	No
190	GOM_NL__2PRFIN20060126_132425_000000352044_00339_20433_7902.N1	26-JAN-2006 13:24:25	Bright	34.500	107	37The Aur	2.6490	11000.	69	20433	No
191	GOM_NL__2PRFIN20060126_132633_000000342044_00339_20433_7903.N1	26-JAN-2006 13:26:33	Bright	34.000	42	34Bet Aur	1.9000	10200.	68	20433	No
192	GOM_NL__2PRFIN20060126_133900_000000332044_00339_20433_7904.N1	26-JAN-2006 13:39:00	Bright	32.500	49	1Alp UMi	1.9900	6300.0	65	20433	No
193	GOM_NL__2PRFIN20060126_134959_000000372044_00339_20433_7905.N1	26-JAN-2006 13:49:59	Bright	37.000	130	23Bet Dra	2.7990	5800.0	74	20433	No
194	GOM_NL__2PRFIN20060126_135326_000000342044_00339_20433_7906.N1	26-JAN-2006 13:53:26	Bright	34.000	5	3Alp Lyr	0.033000	11000.	68	20433	No
195	GOM_NL__2PRFIN20060126_140129_000000362044_00339_20433_7907.N1	26-JAN-2006 14:01:29	Bright	35.500	59	55Alp Oph	2.0800	8900.0	71	20433	No
196	GOM_NL__2PRFIN20060126_140336_000000362044_00339_20433_7908.N1	26-JAN-2006 14:03:36	Bright	35.500	126	60Bet Oph	2.7700	4250.0	71	20433	No
197	GOM_NL__2PRFIN20060126_140952_000000432044_00339_20433_7909.N1	26-JAN-2006 14:09:52	Twilight	43.000	86	35Eta Oph	2.4300	10200.	86	20433	No
198	GOM_NL__2PRFIN20060126_141356_00000012044_00339_20433_7910.N1	26-JAN-2006 14:13:56	Dark	1.0000	16	21Alp Sco	1.0200	3000.0	2	20433	Yes
199	GOM_NL__2PRFIN20060126_141507_000000422044_00339_20433_7911.N1	26-JAN-2006 14:15:07	Twilight	42.000	25	35Lam Sco	1.6200	28000.	84	20433	No
200	GOM_NL__2PRFIN20060126_141639_000000422044_00339_20433_7912.N1	26-JAN-2006 14:16:39	Dark	41.500	40	The Sco	1.8590	7100.0	83	20433	No
201	GOM_NL__2PRFIN20060126_141833_000000362044_00339_20433_7913.N1	26-JAN-2006 14:18:33	Dark	35.500	147	Alp Ara	2.8770	26000.	71	20433	No
202	GOM_NL__2PRFIN20060126_142008_000000452044_00339_20433_7914.N1	26-JAN-2006 14:20:08	Dark	45.000	141	Bet Ara	2.8400	4600.0	90	20433	No
203	GOM_NL__2PRFIN20060126_142333_000000372044_00340_20434_7887.N1	26-JAN-2006 14:23:33	Dark	37.000	134	Bet TrA	2.8100	6600.0	74	20434	No
204	GOM_NL__2PRFIN20060126_142503_000000412044_00340_20434_7888.N1	26-JAN-2006 14:25:03	Dark	40.500	4	Alp1Cen	-0.010000	5800.0	81	20434	No
205	GOM_NL__2PRFIN20060126_142937_000000402044_00340_20434_7889.N1	26-JAN-2006 14:29:37	Dark	40.000	12	Alp1Cru	0.77500	30000.	80	20434	No
206	GOM_NL__2PRFIN20060126_143332_000000382044_00340_20434_7890.N1	26-JAN-2006 14:33:32	Dark	38.000	29	Bet Car	1.6720	10200.	76	20434	No
207	GOM_NL__2PRFIN20060126_143546_000000382044_00340_20434_7891.N1	26-JAN-2006 14:35:46	Dark	37.500	71	lot Car	2.2460	7700.0	75	20434	No
208	GOM_NL__2PRFIN20060126_143734_000000382044_00340_20434_7892.N1	26-JAN-2006 14:37:34	Dark	38.000	46	Del Vel	1.9540	10600.	76	20434	No
209	GOM_NL__2PRFIN20060126_144009_000000442044_00340_20434_7893.N1	26-JAN-2006 14:40:09	Dark	43.500	34	Gam2Vel	1.7930	23000.	87	20434	No
210	GOM_NL__2PRFIN20060126_144215_000000382044_00340_20434_7894.N1	26-JAN-2006 14:42:15	Straylight	38.000	70	Zet Pup	2.2460	39000.	76	20434	No
211	GOM_NL__2PRFIN20060126_144342_000000412044_00340_20434_7895.N1	26-JAN-2006 14:43:42	Straylight	41.000	117	Pi Pup	2.7060	3800.0	82	20434	No
212	GOM_NL__2PRFIN20060126_144610_000000412044_00340_20434_7896.N1	26-JAN-2006 14:46:10	Straylight	40.500	23	21Eps CMa	1.5020	26000.	81	20434	No
213	GOM_NL__2PRFIN20060126_144733_000000382044_00340_20434_7897.N1	26-JAN-2006 14:47:33	Straylight	37.500	179	24Omi2CMa	3.0320	24000.	75	20434	No
214	GOM_NL__2PRFIN20060126_144942_000000442044_00340_20434_7898.N1	26-JAN-2006 14:49:42	Straylight	43.500	1	9Alp CMa	-1.4400	11000.	87	20434	No
215	GOM_NL__2PRFIN20060126_145656_000000512044_00340_20434_7899.N1	26-JAN-2006 14:56:56	Bright	50.500	14	58Alp Ori	0.87000	3000.0	101	20434	No
216	GOM_NL__2PRFIN20060126_145859_000000372044_00340_20434_7900.N1	26-JAN-2006 14:58:59	Bright	36.500	44	24Gam Gem	1.9280	11000.	73	20434	No
217	GOM_NL__2PRFIN20060126_150047_000000382044_00340_20434_7901.N1	26-JAN-2006 15:00:47	Bright	38.000	151	13Mu Gem	2.8900	3000.0	76	20434	No
218	GOM_NL__2PRFIN20060126_150502_000000362044_00340_20434_7902.N1	26-JAN-2006 15:05:02	Bright	35.500	107	37The Aur	2.6490	11000.	71	20434	No
219	GOM_NL__2PRFIN20060126_150709_000000362044_00340_20434_7903.N1	26-JAN-2006 15:07:09	Bright	36.000	42	34Bet Aur	1.9000	10200.	72	20434	No

220	GOM_NL__2PRFIN20060126_151936_000000362044_00340_20434_7904.N1	26-JAN-2006 15:19:36	Bright	35.500	49	1Alp UMi	1.9900	6300.0	71	20434	No
221	GOM_NL__2PRFIN20060126_153035_000000372044_00340_20434_7905.N1	26-JAN-2006 15:30:35	Bright	37.000	130	23Bet Dra	2.7990	5800.0	74	20434	No
222	GOM_NL__2PRFIN20060126_153402_000000342044_00340_20434_7906.N1	26-JAN-2006 15:34:02	Bright	33.500	5	3Alp Lyr	0.033000	11000.	67	20434	No
223	GOM_NL__2PRFIN20060126_154206_000000352044_00340_20434_7907.N1	26-JAN-2006 15:42:06	Bright	34.500	59	55Alp Oph	2.0800	8900.0	69	20434	No
224	GOM_NL__2PRFIN20060126_154413_000000352044_00340_20434_7908.N1	26-JAN-2006 15:44:13	Bright	35.000	126	60Bet Oph	2.7700	4250.0	70	20434	No
225	GOM_NL__2PRFIN20060126_155029_000000432044_00340_20434_7909.N1	26-JAN-2006 15:50:29	Twilight	42.500	86	35Eta Oph	2.4300	10200.	85	20434	No
226	GOM_NL__2PRFIN20060126_155544_000000392044_00340_20434_7910.N1	26-JAN-2006 15:55:44	Twilight	38.500	25	35Lam Sco	1.6200	28000.	77	20434	No
227	GOM_NL__2PRFIN20060126_155715_000000432044_00340_20434_7911.N1	26-JAN-2006 15:57:15	Dark	42.500	40	The Sco	1.8590	7100.0	85	20434	No
228	GOM_NL__2PRFIN20060126_155910_000000352044_00340_20434_7912.N1	26-JAN-2006 15:59:10	Dark	35.000	147	Alp Ara	2.8770	26000.	70	20434	No
229	GOM_NL__2PRFIN20060126_160044_000000462044_00340_20434_7913.N1	26-JAN-2006 16:00:44	Dark	45.500	141	Bet Ara	2.8400	4600.0	91	20434	No
230	GOM_NL__2PRFIN20060126_160409_000000372044_00341_20435_7887.N1	26-JAN-2006 16:04:09	Dark	37.000	134	Bet TrA	2.8100	6600.0	74	20435	No
231	GOM_NL__2PRFIN20060126_160539_000000432044_00341_20435_7888.N1	26-JAN-2006 16:05:39	Dark	42.500	4	Alp1Cen	-0.010000	5800.0	85	20435	No
232	GOM_NL__2PRFIN20060126_161014_000000412044_00341_20435_7889.N1	26-JAN-2006 16:10:14	Dark	40.500	12	Alp1Cru	0.77500	30000.	81	20435	No
233	GOM_NL__2PRFIN20060126_161408_000000372044_00341_20435_7890.N1	26-JAN-2006 16:14:08	Dark	37.000	29	Bet Car	1.6720	10200.	74	20435	No
234	GOM_NL__2PRFIN20060126_161622_000000382044_00341_20435_7891.N1	26-JAN-2006 16:16:22	Dark	37.500	71	lot Car	2.2460	7700.0	75	20435	No
235	GOM_NL__2PRFIN20060126_161810_000000412044_00341_20435_7892.N1	26-JAN-2006 16:18:10	Dark	40.500	46	Del Vel	1.9540	10600.	81	20435	No
236	GOM_NL__2PRFIN20060126_162045_000000392044_00341_20435_7893.N1	26-JAN-2006 16:20:45	Dark	38.500	34	Gam2Vel	1.7930	23000.	77	20435	No
237	GOM_NL__2PRFIN20060126_162251_000000402044_00341_20435_7894.N1	26-JAN-2006 16:22:51	Straylight	40.000	70	Zet Pup	2.2460	39000.	80	20435	No
238	GOM_NL__2PRFIN20060126_162418_000000442044_00341_20435_7895.N1	26-JAN-2006 16:24:18	Straylight	43.500	117	Pi Pup	2.7060	3800.0	87	20435	No
239	GOM_NL__2PRFIN20060126_162646_000000422044_00341_20435_7896.N1	26-JAN-2006 16:26:46	Straylight	41.500	23	21Eps CMa	1.5020	26000.	83	20435	No
240	GOM_NL__2PRFIN20060126_162809_000000362044_00341_20435_7897.N1	26-JAN-2006 16:28:09	Straylight	35.500	179	24Omi2CMa	3.0320	24000.	71	20435	No
241	GOM_NL__2PRFIN20060126_163018_000000432044_00341_20435_7898.N1	26-JAN-2006 16:30:18	Straylight	42.500	1	9Alp CMa	-1.4400	11000.	85	20435	No
242	GOM_NL__2PRFIN20060126_163732_000000522044_00341_20435_7899.N1	26-JAN-2006 16:37:32	Bright	52.000	14	58Alp Ori	0.87000	3000.0	104	20435	No
243	GOM_NL__2PRFIN20060126_163935_000000512044_00341_20435_7900.N1	26-JAN-2006 16:39:35	Bright	50.500	44	24Gam Gem	1.9280	11000.	101	20435	No
244	GOM_NL__2PRFIN20060126_164123_000000372044_00341_20435_7901.N1	26-JAN-2006 16:41:23	Bright	37.000	151	13Mu Gem	2.8900	3000.0	74	20435	No
245	GOM_NL__2PRFIN20060126_164538_000000352044_00341_20435_7902.N1	26-JAN-2006 16:45:38	Bright	35.000	107	37The Aur	2.6490	11000.	70	20435	No
246	GOM_NL__2PRFIN20060126_164745_000000362044_00341_20435_7903.N1	26-JAN-2006 16:47:45	Bright	35.500	42	34Bet Aur	1.9000	10200.	71	20435	No
247	GOM_NL__2PRFIN20060126_170012_000000372044_00341_20435_7904.N1	26-JAN-2006 17:00:12	Bright	36.500	49	1Alp UMi	1.9900	6300.0	73	20435	No
248	GOM_NL__2PRFIN20060126_171111_000000382044_00341_20435_7905.N1	26-JAN-2006 17:11:11	Bright	37.500	130	23Bet Dra	2.7990	5800.0	75	20435	No
249	GOM_NL__2PRFIN20060126_171439_000000342044_00341_20435_7906.N1	26-JAN-2006 17:14:39	Bright	33.500	5	3Alp Lyr	0.033000	11000.	67	20435	No
250	GOM_NL__2PRFIN20060126_172242_000000362044_00341_20435_7907.N1	26-JAN-2006 17:22:42	Bright	36.000	59	55Alp Oph	2.0800	8900.0	72	20435	No
251	GOM_NL__2PRFIN20060126_172449_000000362044_00341_20435_7908.N1	26-JAN-2006 17:24:49	Bright	35.500	126	60Bet Oph	2.7700	4250.0	71	20435	No
252	GOM_NL__2PRFIN20060126_173105_000000412044_00341_20435_7909.N1	26-JAN-2006 17:31:05	Twilight	40.500	86	35Eta Oph	2.4300	10200.	81	20435	No
253	GOM_NL__2PRFIN20060126_173620_000000422044_00341_20435_7910.N1	26-JAN-2006 17:36:20	Twilight	42.000	25	35Lam Sco	1.6200	28000.	84	20435	No
254	GOM_NL__2PRFIN20060126_173751_000000432044_00341_20435_7911.N1	26-JAN-2006 17:37:51	Dark	42.500	40	The Sco	1.8590	7100.0	85	20435	No
255	GOM_NL__2PRFIN20060126_173946_000000352044_00341_20435_7912.N1	26-JAN-2006 17:39:46	Dark	35.000	147	Alp Ara	2.8770	26000.	70	20435	No
256	GOM_NL__2PRFIN20060126_174121_000000452044_00341_20435_7913.N1	26-JAN-2006 17:41:21	Dark	45.000	141	Bet Ara	2.8400	4600.0	90	20435	No
257	GOM_NL__2PRFIN20060126_174446_000000372044_00342_20436_7887.N1	26-JAN-2006 17:44:46	Dark	36.500	134	Bet TrA	2.8100	6600.0	73	20436	No
258	GOM_NL__2PRFIN20060126_174616_000000412044_00342_20436_7888.N1	26-JAN-2006 17:46:16	Dark	40.500	4	Alp1Cen	-0.010000	5800.0	81	20436	No
259	GOM_NL__2PRFIN20060126_175051_000000502044_00342_20436_7889.N1	26-JAN-2006 17:50:51	Dark	50.000	12	Alp1Cru	0.77500	30000.	100	20436	No
260	GOM_NL__2PRFIN20060126_175445_000000362044_00342_20436_7890.N1	26-JAN-2006 17:54:45	Dark	35.500	29	Bet Car	1.6720	10200.	71	20436	No
261	GOM_NL__2PRFIN20060126_175659_000000402044_00342_20436_7891.N1	26-JAN-2006 17:56:59	Dark	40.000	71	lot Car	2.2460	7700.0	80	20436	No
262	GOM_NL__2PRFIN20060126_175846_000000412044_00342_20436_7892.N1	26-JAN-2006 17:58:46	Dark	40.500	46	Del Vel	1.9540	10600.	81	20436	No
263	GOM_NL__2PRFIN20060126_180121_000000392044_00342_20436_7893.N1	26-JAN-2006 18:01:21	Dark	38.500	34	Gam2Vel	1.7930	23000.	77	20436	No
264	GOM_NL__2PRFIN20060126_180327_000000422044_00342_20436_7894.N1	26-JAN-2006 18:03:27	Straylight	41.500	70	Zet Pup	2.2460	39000.	83	20436	No
265	GOM_NL__2PRFIN20060126_180455_000000422044_00342_20436_7895.N1	26-JAN-2006 18:04:55	Straylight	41.500	117	Pi Pup	2.7060	3800.0	83	20436	No
266	GOM_NL__2PRFIN20060126_180722_000000442044_00342_20436_7896.N1	26-JAN-2006 18:07:22	Straylight	43.500	23	21Eps CMa	1.5020	26000.	87	20436	No
267	GOM_NL__2PRFIN20060126_180845_000000382044_00342_20436_7897.N1	26-JAN-2006 18:08:45	Straylight	37.500	179	24Omi2CMa	3.0320	24000.	75	20436	No
268	GOM_NL__2PRFIN20060126_181054_000000462044_00342_20436_7898.N1	26-JAN-2006 18:10:54	Straylight	46.000	1	9Alp CMa	-1.4400	11000.	92	20436	No
269	GOM_NL__2PRFIN20060126_181808_000000522044_00342_20436_7899.N1	26-JAN-2006 18:18:08	Bright	51.500	14	58Alp Ori	0.87000	3000.0	103	20436	No
270	GOM_NL__2PRFIN20060126_182012_000000382044_00342_20436_7900.N1	26-JAN-2006 18:20:12	Bright	37.500	44	24Gam Gem	1.9280	11000.	75	20436	No
271	GOM_NL__2PRFIN20060126_182159_000000382044_00342_20436_7901.N1	26-JAN-2006 18:21:59	Bright	38.000	151	13Mu Gem	2.8900	3000.0	76	20436	No
272	GOM_NL__2PRFIN20060126_182614_000000352044_00342_20436_7902.N1	26-JAN-2006 18:26:14	Bright	35.000	107	37The Aur	2.6490	11000.	70	20436	No
273	GOM_NL__2PRFIN20060126_182821_000000362044_00342_20436_7903.N1	26-JAN-2006 18:28:21	Bright	35.500	42	34Bet Aur	1.9000	10200.	71	20436	No
274	GOM_NL__2PRFIN20060126_184048_000000352044_00342_20436_7904.N1	26-JAN-2006 18:40:48	Bright	35.000	49	1Alp UMi	1.9900	6300.0	70	20436	No
275	GOM_NL__2PRFIN20060126_185147_000000352044_00342_20436_7905.N1	26-JAN-2006 18:51:47	Bright	35.000	130	23Bet Dra	2.7990	5800.0	70	20436	No
276	GOM_NL__2PRFIN20060126_185515_000000342044_00342_20436_7906.N1	26-JAN-2006 18:55:15	Bright	33.500	5	3Alp Lyr	0.033000	11000.	67	20436	No
277	GOM_NL__2PRFIN20060126_190318_000000372044_00342_20436_7907.N1	26-JAN-2006 19:03:18	Bright	36.500	59	55Alp Oph	2.0800	8900.0	73	20436	No
278	GOM_NL__2PRFIN20060126_190525_000000362044_00342_20436_7908.N1	26-JAN-2006 19:05:25	Bright	35.500	126	60Bet Oph	2.7700	4250.0	71	20436	No

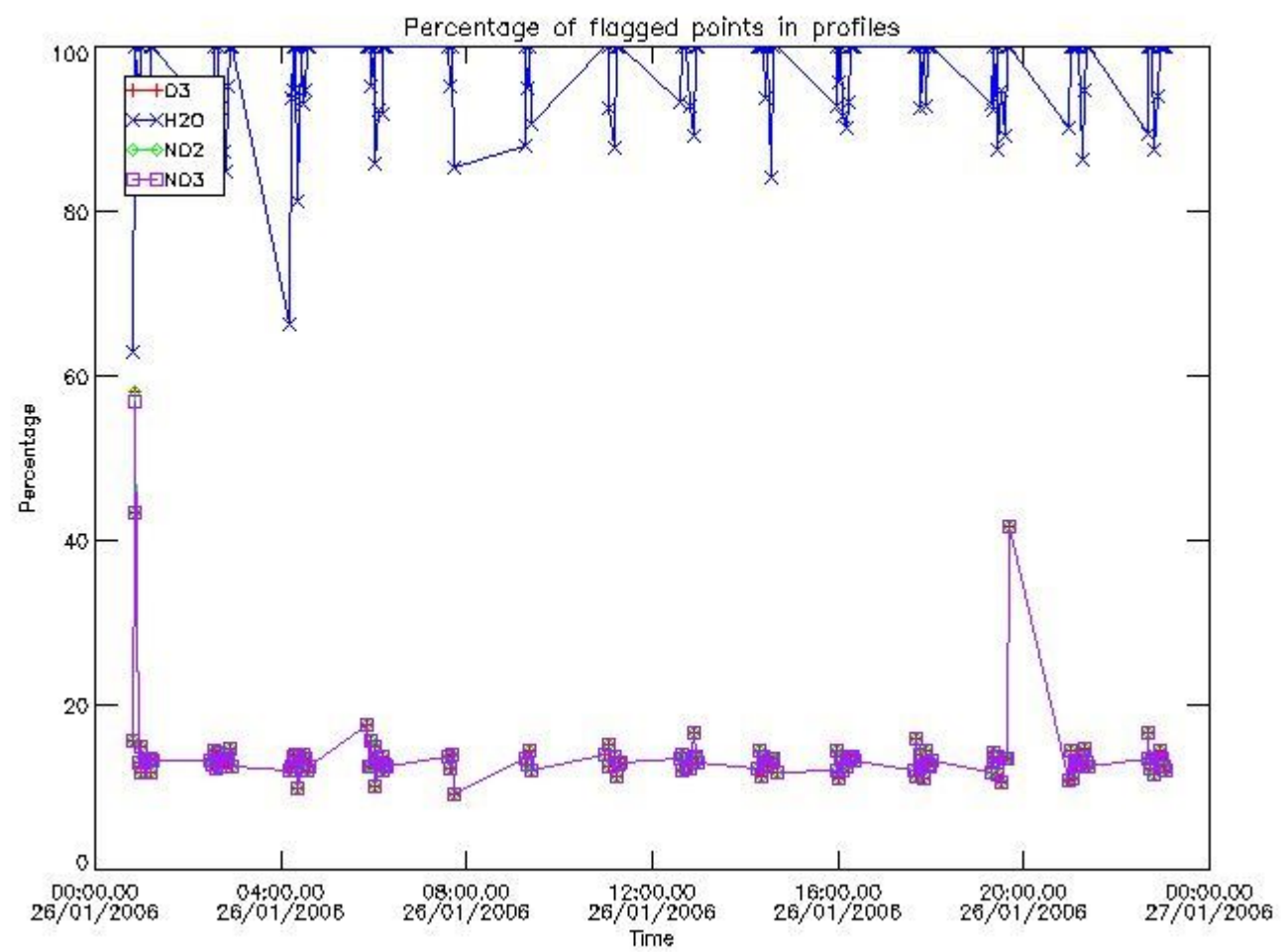
279	GOM_NL__2PRFIN20060126_191141_000000432044_00342_20436_7909.N1	26-JAN-2006 19:11:41	Twilight	42.500	86	35Eta Oph	2.4300	10200.	85	20436	No
280	GOM_NL__2PRFIN20060126_191656_000000432044_00342_20436_7910.N1	26-JAN-2006 19:16:56	Twilight	43.000	25	35Lam Sco	1.6200	28000.	86	20436	No
281	GOM_NL__2PRFIN20060126_191827_000000442044_00342_20436_7911.N1	26-JAN-2006 19:18:27	Dark	43.500	40	The Sco	1.8590	7100.0	87	20436	No
282	GOM_NL__2PRFIN20060126_192022_000000362044_00342_20436_7912.N1	26-JAN-2006 19:20:22	Dark	36.000	147	Alp Ara	2.8770	26000.	72	20436	No
283	GOM_NL__2PRFIN20060126_192157_000000392044_00342_20436_7913.N1	26-JAN-2006 19:21:57	Dark	39.000	141	Bet Ara	2.8400	4600.0	78	20436	No
284	GOM_NL__2PRFIN20060126_192522_000000372044_00343_20437_7887.N1	26-JAN-2006 19:25:22	Dark	37.000	134	Bet TrA	2.8100	6600.0	74	20437	No
285	GOM_NL__2PRFIN20060126_192652_000000442044_00343_20437_7888.N1	26-JAN-2006 19:26:52	Dark	44.000	4	Alp1Cen	-0.010000	5800.0	88	20437	No
286	GOM_NL__2PRFIN20060126_193127_000000492044_00343_20437_7889.N1	26-JAN-2006 19:31:27	Dark	48.500	12	Alp1Cru	0.77500	30000.	97	20437	No
287	GOM_NL__2PRFIN20060126_193521_000000382044_00343_20437_7890.N1	26-JAN-2006 19:35:21	Dark	37.500	29	Bet Car	1.6720	10200.	75	20437	No
288	GOM_NL__2PRFIN20060126_193735_000000382044_00343_20437_7891.N1	26-JAN-2006 19:37:35	Dark	37.500	71	lot Car	2.2460	7700.0	75	20437	No
289	GOM_NL__2PRFIN20060126_193923_000000382044_00343_20437_7892.N1	26-JAN-2006 19:39:23	Dark	38.000	46	Del Vel	1.9540	10600.	76	20437	No
290	GOM_NL__2PRFIN20060126_194157_000000122044_00343_20437_7893.N1	26-JAN-2006 19:41:57	Dark	12.000	34	Gam2Vel	1.7930	23000.	24	20437	No
291	GOM_NL__2PRFIN20060126_194404_000000392044_00343_20437_7894.N1	26-JAN-2006 19:44:04	Dark	39.000	70	Zet Pup	2.2460	39000.	78	20437	Yes
292	GOM_NL__2PRFIN20060126_194531_000000432044_00343_20437_7895.N1	26-JAN-2006 19:45:31	Straylight	42.500	117	Pi Pup	2.7060	3800.0	85	20437	No
293	GOM_NL__2PRFIN20060126_194758_000000402044_00343_20437_7896.N1	26-JAN-2006 19:47:58	Straylight	39.500	23	21Eps CMa	1.5020	26000.	79	20437	No
294	GOM_NL__2PRFIN20060126_194921_000000382044_00343_20437_7897.N1	26-JAN-2006 19:49:21	Straylight	38.000	179	24Omi2CMa	3.0320	24000.	76	20437	No
295	GOM_NL__2PRFIN20060126_195130_000000432044_00343_20437_7898.N1	26-JAN-2006 19:51:30	Straylight	43.000	1	9Alp CMa	-1.4400	11000.	86	20437	No
296	GOM_NL__2PRFIN20060126_195844_000000512044_00343_20437_7899.N1	26-JAN-2006 19:58:44	Bright	50.500	14	58Alp Ori	0.87000	3000.0	101	20437	No
297	GOM_NL__2PRFIN20060126_200048_000000382044_00343_20437_7900.N1	26-JAN-2006 20:00:48	Bright	38.000	44	24Gam Gem	1.9280	11000.	76	20437	No
298	GOM_NL__2PRFIN20060126_200235_000000402044_00343_20437_7901.N1	26-JAN-2006 20:02:35	Bright	39.500	151	13Mu Gem	2.8900	3000.0	79	20437	No
299	GOM_NL__2PRFIN20060126_200650_000000352044_00343_20437_7902.N1	26-JAN-2006 20:06:50	Bright	35.000	107	37The Aur	2.6490	11000.	70	20437	No
300	GOM_NL__2PRFIN20060126_200857_000000352044_00343_20437_7903.N1	26-JAN-2006 20:08:57	Bright	34.500	42	34Bet Aur	1.9000	10200.	69	20437	No
301	GOM_NL__2PRFIN20060126_202124_000000352044_00343_20437_7904.N1	26-JAN-2006 20:21:24	Bright	34.500	49	1Alp UMi	1.9900	6300.0	69	20437	No
302	GOM_NL__2PRFIN20060126_203223_000000362044_00343_20437_7905.N1	26-JAN-2006 20:32:23	Bright	35.500	130	23Bet Dra	2.7990	5800.0	71	20437	No
303	GOM_NL__2PRFIN20060126_203551_000000332044_00343_20437_7906.N1	26-JAN-2006 20:35:51	Bright	33.000	5	3Alp Lyr	0.033000	11000.	66	20437	No
304	GOM_NL__2PRFIN20060126_204354_000000352044_00343_20437_7907.N1	26-JAN-2006 20:43:54	Bright	35.000	59	55Alp Oph	2.0800	8900.0	70	20437	No
305	GOM_NL__2PRFIN20060126_204601_000000352044_00343_20437_7908.N1	26-JAN-2006 20:46:01	Bright	35.000	126	60Bet Oph	2.7700	4250.0	70	20437	No
306	GOM_NL__2PRFIN20060126_205218_000000422044_00343_20437_7909.N1	26-JAN-2006 20:52:18	Twilight	42.000	86	35Eta Oph	2.4300	10200.	84	20437	No
307	GOM_NL__2PRFIN20060126_205732_000000392044_00343_20437_7910.N1	26-JAN-2006 20:57:32	Twilight	38.500	25	35Lam Sco	1.6200	28000.	77	20437	No
308	GOM_NL__2PRFIN20060126_205904_000000472044_00343_20437_7911.N1	26-JAN-2006 20:59:04	Dark	46.500	40	The Sco	1.8590	7100.0	93	20437	No
309	GOM_NL__2PRFIN20060126_210058_000000362044_00343_20437_7912.N1	26-JAN-2006 21:00:58	Dark	35.500	147	Alp Ara	2.8770	26000.	71	20437	No
310	GOM_NL__2PRFIN20060126_210233_000000462044_00343_20437_7913.N1	26-JAN-2006 21:02:33	Dark	46.000	141	Bet Ara	2.8400	4600.0	92	20437	No
311	GOM_NL__2PRFIN20060126_210558_000000392044_00344_20438_7887.N1	26-JAN-2006 21:05:58	Dark	38.500	134	Bet TrA	2.8100	6600.0	77	20438	No
312	GOM_NL__2PRFIN20060126_210729_000000402044_00344_20438_7888.N1	26-JAN-2006 21:07:29	Dark	40.000	4	Alp1Cen	-0.010000	5800.0	80	20438	No
313	GOM_NL__2PRFIN20060126_211203_000000412044_00344_20438_7889.N1	26-JAN-2006 21:12:03	Dark	41.000	12	Alp1Cru	0.77500	30000.	82	20438	No
314	GOM_NL__2PRFIN20060126_211557_000000372044_00344_20438_7890.N1	26-JAN-2006 21:15:57	Dark	37.000	29	Bet Car	1.6720	10200.	74	20438	No
315	GOM_NL__2PRFIN20060126_211811_000000382044_00344_20438_7891.N1	26-JAN-2006 21:18:11	Dark	38.000	71	lot Car	2.2460	7700.0	76	20438	No
316	GOM_NL__2PRFIN20060126_211959_000000402044_00344_20438_7892.N1	26-JAN-2006 21:19:59	Dark	39.500	46	Del Vel	1.9540	10600.	79	20438	No
317	GOM_NL__2PRFIN20060126_212234_000000412044_00344_20438_7893.N1	26-JAN-2006 21:22:34	Dark	40.500	34	Gam2Vel	1.7930	23000.	81	20438	No
318	GOM_NL__2PRFIN20060126_212440_000000432044_00344_20438_7894.N1	26-JAN-2006 21:24:40	Straylight	42.500	70	Zet Pup	2.2460	39000.	85	20438	No
319	GOM_NL__2PRFIN20060126_212607_000000412044_00344_20438_7895.N1	26-JAN-2006 21:26:07	Straylight	41.000	117	Pi Pup	2.7060	3800.0	82	20438	No
320	GOM_NL__2PRFIN20060126_212834_000000402044_00344_20438_7896.N1	26-JAN-2006 21:28:34	Straylight	39.500	23	21Eps CMa	1.5020	26000.	79	20438	No
321	GOM_NL__2PRFIN20060126_212957_000000372044_00344_20438_7897.N1	26-JAN-2006 21:29:57	Straylight	36.500	179	24Omi2CMa	3.0320	24000.	73	20438	No
322	GOM_NL__2PRFIN20060126_213206_000000442044_00344_20438_7898.N1	26-JAN-2006 21:32:06	Straylight	44.000	1	9Alp CMa	-1.4400	11000.	88	20438	No
323	GOM_NL__2PRFIN20060126_213920_000000502044_00344_20438_7899.N1	26-JAN-2006 21:39:20	Bright	50.000	14	58Alp Ori	0.87000	3000.0	100	20438	No
324	GOM_NL__2PRFIN20060126_214124_000000382044_00344_20438_7900.N1	26-JAN-2006 21:41:24	Bright	37.500	44	24Gam Gem	1.9280	11000.	75	20438	No
325	GOM_NL__2PRFIN20060126_214311_000000382044_00344_20438_7901.N1	26-JAN-2006 21:43:11	Bright	38.000	151	13Mu Gem	2.8900	3000.0	76	20438	No
326	GOM_NL__2PRFIN20060126_214726_000000352044_00344_20438_7902.N1	26-JAN-2006 21:47:26	Bright	34.500	107	37The Aur	2.6490	11000.	69	20438	No
327	GOM_NL__2PRFIN20060126_214933_000000372044_00344_20438_7903.N1	26-JAN-2006 21:49:33	Bright	36.500	42	34Bet Aur	1.9000	10200.	73	20438	No
328	GOM_NL__2PRFIN20060126_220200_000000352044_00344_20438_7904.N1	26-JAN-2006 22:02:00	Bright	35.000	49	1Alp UMi	1.9900	6300.0	70	20438	No
329	GOM_NL__2PRFIN20060126_221259_000000372044_00344_20438_7905.N1	26-JAN-2006 22:12:59	Bright	36.500	130	23Bet Dra	2.7990	5800.0	73	20438	No
330	GOM_NL__2PRFIN20060126_221627_000000332044_00344_20438_7906.N1	26-JAN-2006 22:16:27	Bright	33.000	5	3Alp Lyr	0.033000	11000.	66	20438	No
331	GOM_NL__2PRFIN20060126_222430_000000362044_00344_20438_7907.N1	26-JAN-2006 22:24:30	Bright	36.000	59	55Alp Oph	2.0800	8900.0	72	20438	No
332	GOM_NL__2PRFIN20060126_222637_000000352044_00344_20438_7908.N1	26-JAN-2006 22:26:37	Bright	35.000	126	60Bet Oph	2.7700	4250.0	70	20438	No
333	GOM_NL__2PRFIN20060126_223254_000000412044_00344_20438_7909.N1	26-JAN-2006 22:32:54	Twilight	40.500	86	35Eta Oph	2.4300	10200.	81	20438	No
334	GOM_NL__2PRFIN20060126_223808_000000392044_00344_20438_7910.N1	26-JAN-2006 22:38:08	Twilight	38.500	25	35Lam Sco	1.6200	28000.	77	20438	No
335	GOM_NL__2PRFIN20060126_223940_000000382044_00344_20438_7911.N1	26-JAN-2006 22:39:40	Dark	38.000	40	The Sco	1.8590	7100.0	76	20438	No
336	GOM_NL__2PRFIN20060126_224134_000000372044_00344_20438_7912.N1	26-JAN-2006 22:41:34	Dark	37.000	147	Alp Ara	2.8770	26000.	74	20438	No
337	GOM_NL__2PRFIN20060126_224309_000000422044_00344_20438_7913.N1	26-JAN-2006 22:43:09	Dark	41.500	141	Bet Ara	2.8400	4600.0	83	20438	No

338	GOM_NL__2PRFIN20060126_224635_000000382044_00345_20439_7887.N1	26-JAN-2006 22:46:35	Dark	37.500	134	Bet TrA	2.8100	6600.0	75	20439	No
339	GOM_NL__2PRFIN20060126_224805_000000452044_00345_20439_7888.N1	26-JAN-2006 22:48:05	Dark	44.500	4	Alp1Cen	-0.010000	5800.0	89	20439	No
340	GOM_NL__2PRFIN20060126_225240_000000422044_00345_20439_7889.N1	26-JAN-2006 22:52:40	Dark	41.500	12	Alp1Cru	0.77500	30000.	83	20439	No
341	GOM_NL__2PRFIN20060126_225633_000000392044_00345_20439_7890.N1	26-JAN-2006 22:56:33	Dark	38.500	29	Bet Car	1.6720	10200.	77	20439	No
342	GOM_NL__2PRFIN20060126_225848_000000382044_00345_20439_7891.N1	26-JAN-2006 22:58:48	Dark	38.000	71	lot Car	2.2460	7700.0	76	20439	No
343	GOM_NL__2PRFIN20060126_230035_000000412044_00345_20439_7892.N1	26-JAN-2006 23:00:35	Dark	41.000	46	Del Vel	1.9540	10600.	82	20439	No
344	GOM_NL__2PRFIN20060126_230310_000000422044_00345_20439_7893.N1	26-JAN-2006 23:03:10	Dark	42.000	34	Gam2Vel	1.7930	23000.	84	20439	No
345	GOM_NL__2PRFIN20060126_230516_000000402044_00345_20439_7894.N1	26-JAN-2006 23:05:16	Straylight	40.000	70	Zet Pup	2.2460	39000.	80	20439	No
346	GOM_NL__2PRFIN20060126_230643_000000452044_00345_20439_7895.N1	26-JAN-2006 23:06:43	Straylight	44.500	117	Pi Pup	2.7060	3800.0	89	20439	No
347	GOM_NL__2PRFIN20060126_230910_000000392044_00345_20439_7896.N1	26-JAN-2006 23:09:10	Straylight	38.500	23	21Eps CMa	1.5020	26000.	77	20439	No
348	GOM_NL__2PRFIN20060126_231033_000000392044_00345_20439_7897.N1	26-JAN-2006 23:10:33	Straylight	39.000	179	24Omi2CMa	3.0320	24000.	78	20439	No
349	GOM_NL__2PRFIN20060126_231242_000000442044_00345_20439_7898.N1	26-JAN-2006 23:12:42	Straylight	44.000	1	9Alp CMa	-1.4400	11000.	88	20439	No
350	GOM_NL__2PRFIN20060126_231957_000000522044_00345_20439_7899.N1	26-JAN-2006 23:19:57	Bright	52.000	14	58Alp Ori	0.87000	3000.0	104	20439	No
351	GOM_NL__2PRFIN20060126_232200_000000372044_00345_20439_7900.N1	26-JAN-2006 23:22:00	Bright	37.000	44	24Gam Gem	1.9280	11000.	74	20439	No
352	GOM_NL__2PRFIN20060126_232347_000000392044_00345_20439_7901.N1	26-JAN-2006 23:23:47	Bright	38.500	151	13Mu Gem	2.8900	3000.0	77	20439	No
353	GOM_NL__2PRFIN20060126_232802_000000352044_00345_20439_7902.N1	26-JAN-2006 23:28:02	Bright	35.000	107	37The Aur	2.6490	11000.	70	20439	No
354	GOM_NL__2PRFIN20060126_233009_000000362044_00345_20439_7903.N1	26-JAN-2006 23:30:09	Bright	35.500	42	34Bet Aur	1.9000	10200.	71	20439	No
355	GOM_NL__2PRFIN20060126_234236_000000362044_00345_20439_7904.N1	26-JAN-2006 23:42:36	Bright	36.000	49	1Alp UMi	1.9900	6300.0	72	20439	No
356	GOM_NL__2PRFIN20060126_235335_000000382044_00345_20439_7905.N1	26-JAN-2006 23:53:35	Bright	37.500	130	23Bet Dra	2.7990	5800.0	75	20439	No
357	GOM_NL__2PRFIN20060126_235703_000000342044_00345_20439_7906.N1	26-JAN-2006 23:57:03	Bright	34.000	5	3Alp Lyr	0.033000	11000.	68	20439	No

3. Quality information per product

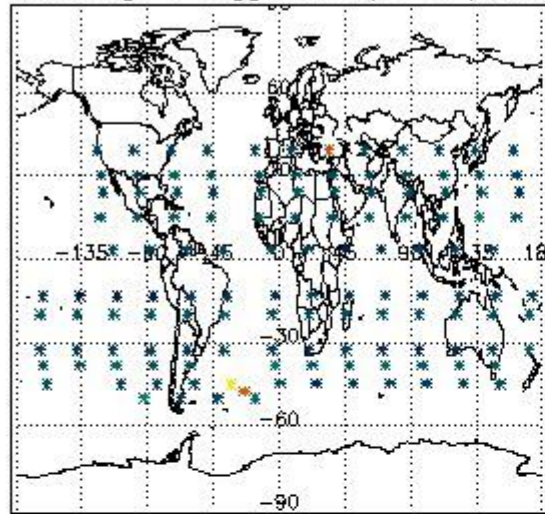
In this section it is plotted some information contained in the Quality Summary data set of the level 2 products. Only products in dark limb conditions and without errors (error flag in the MPH set to "0") are used.

3.1 Plot quality information per product (time dependant)

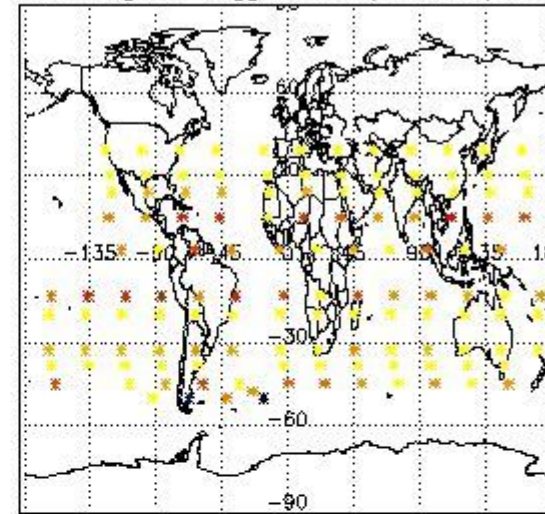


3.2 Plot quality information per product (world map)


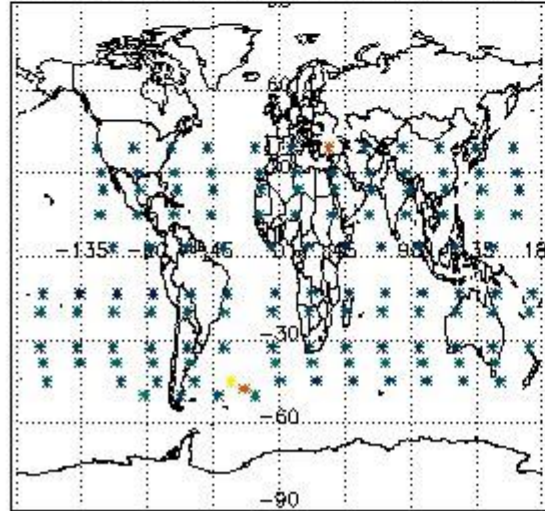
Percentage of flagged data per O3 profile



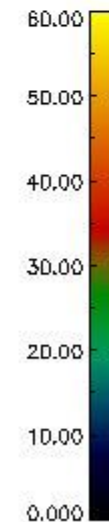
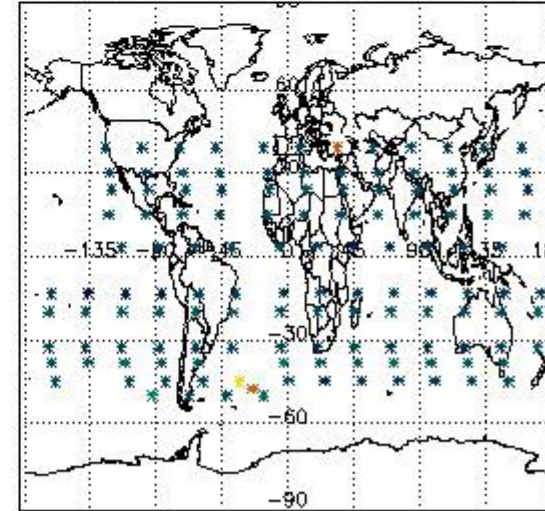
Percentage of flagged data per H2O profile



Percentage of flagged data per NO2 profile



Percentage of flagged data per NO3 profile

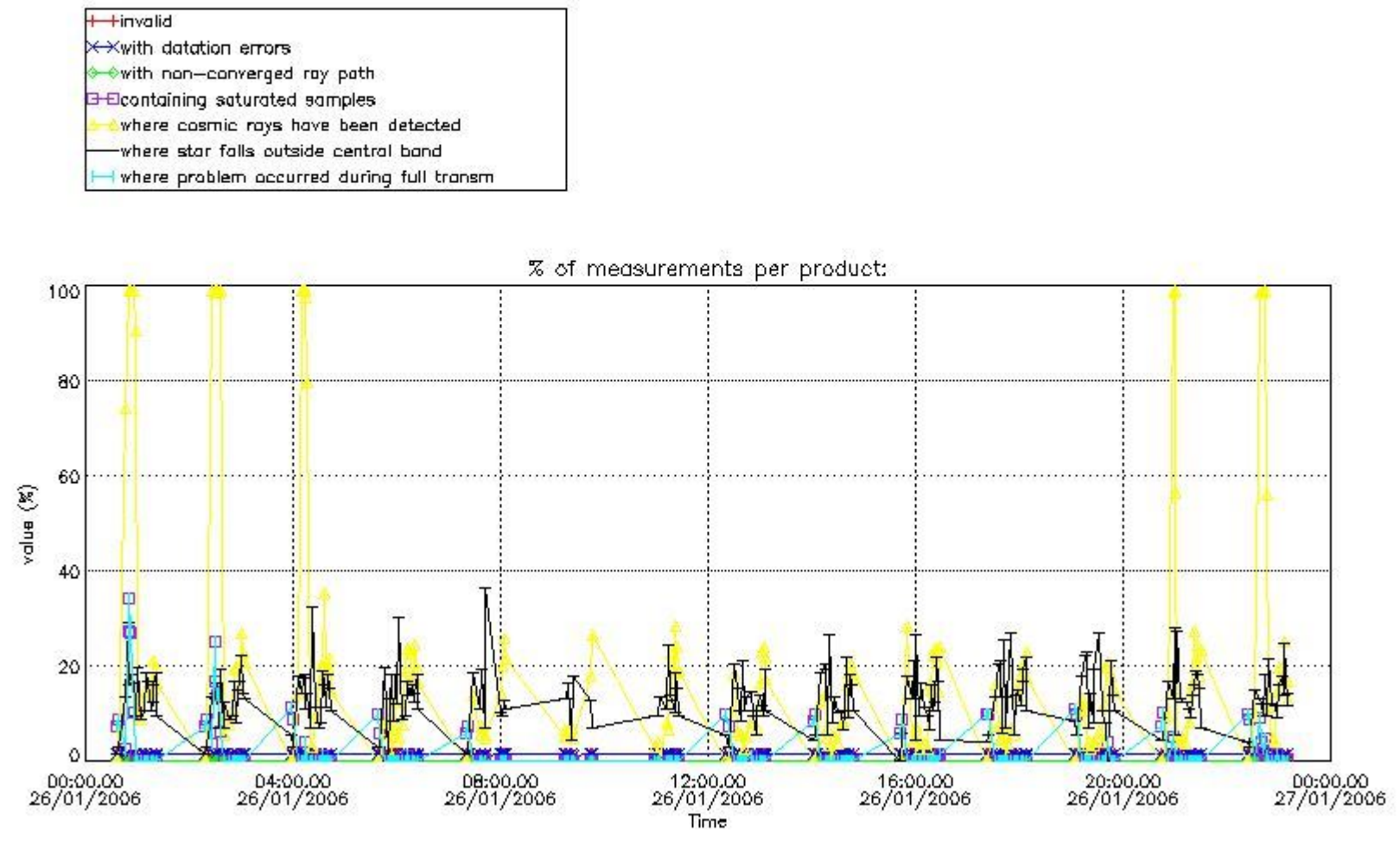


4. Level 1 quality information per product

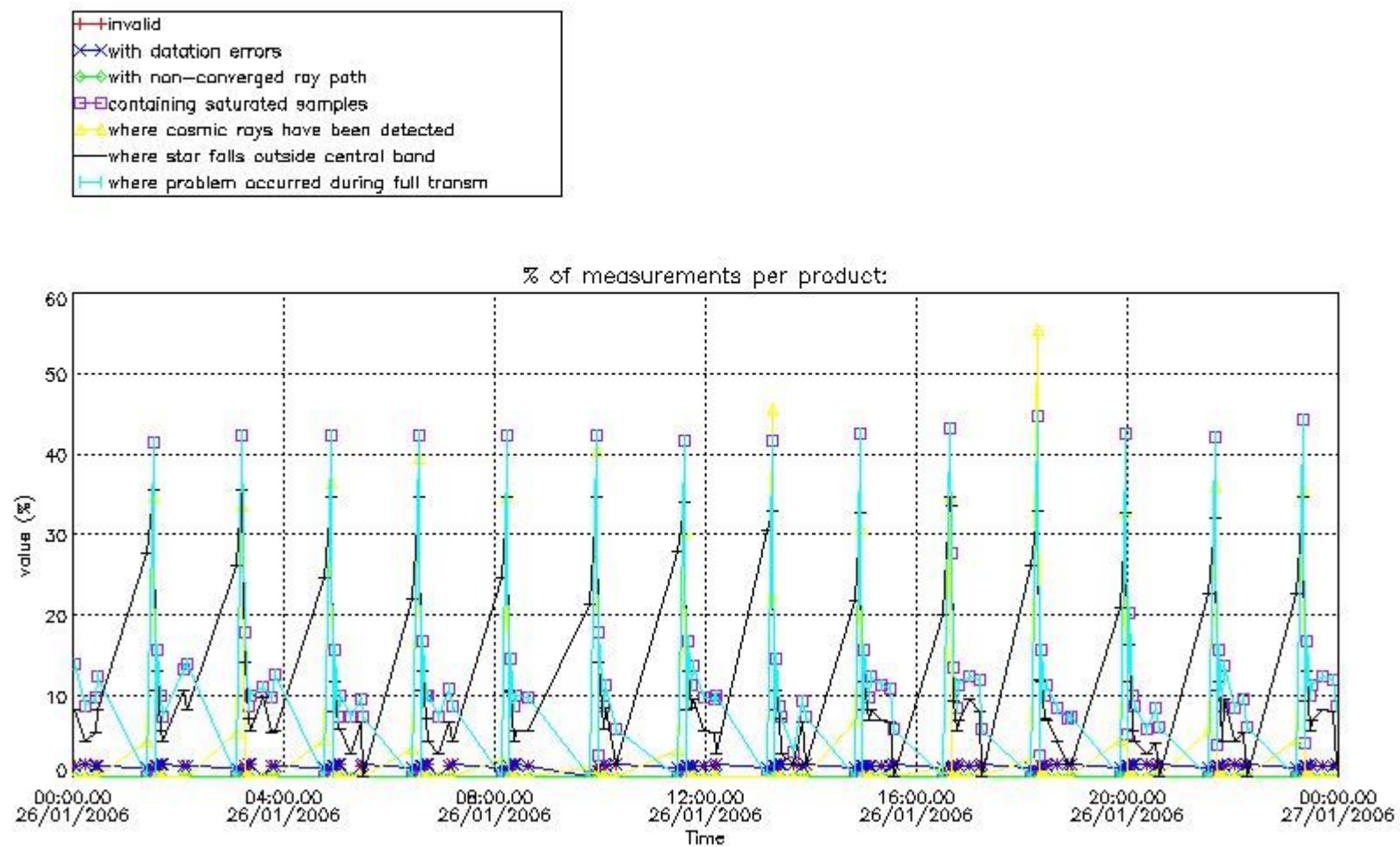
In this section it is plotted some information contained in the Quality Summary data set of the level 2 products that comes from the level 1b processing. Products without errors (error flag in the MPH set to "0") are used.

4.1 Plot quality information per product (time dependant) coming from level 1b processing

4.1.1 Plot level 1 quality information per product (time dependant): ENVISAT ASCENDING passes

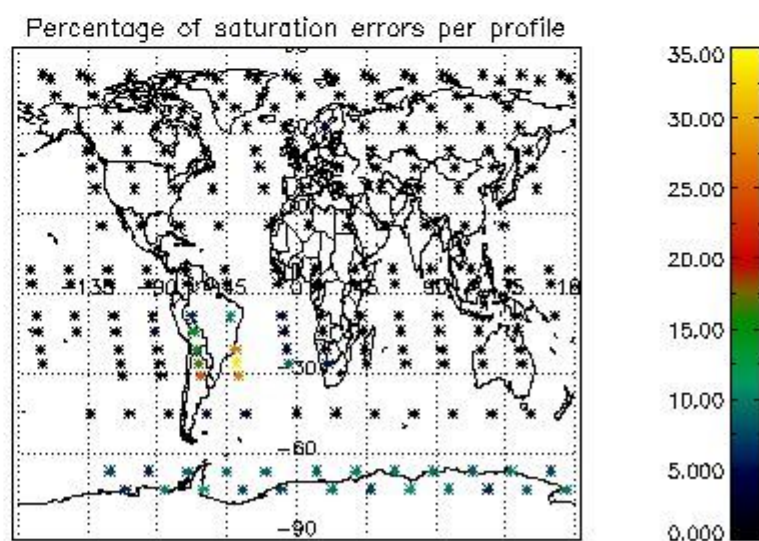
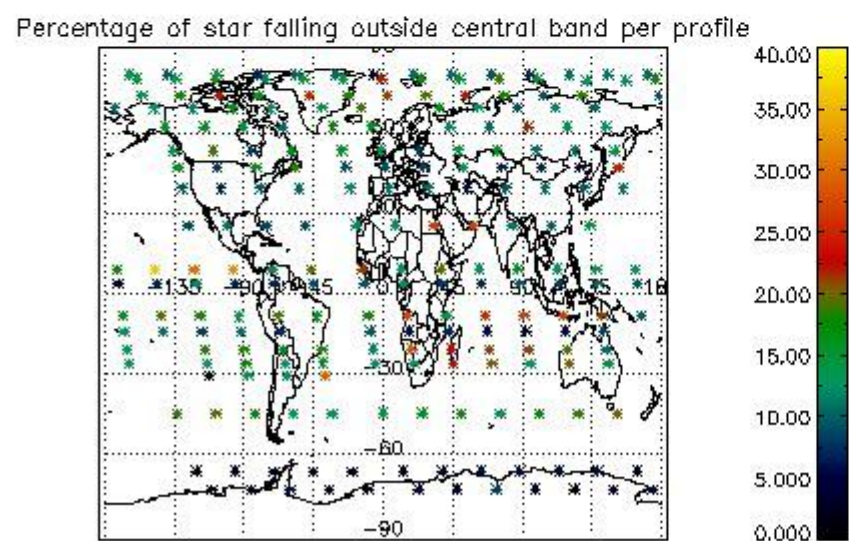
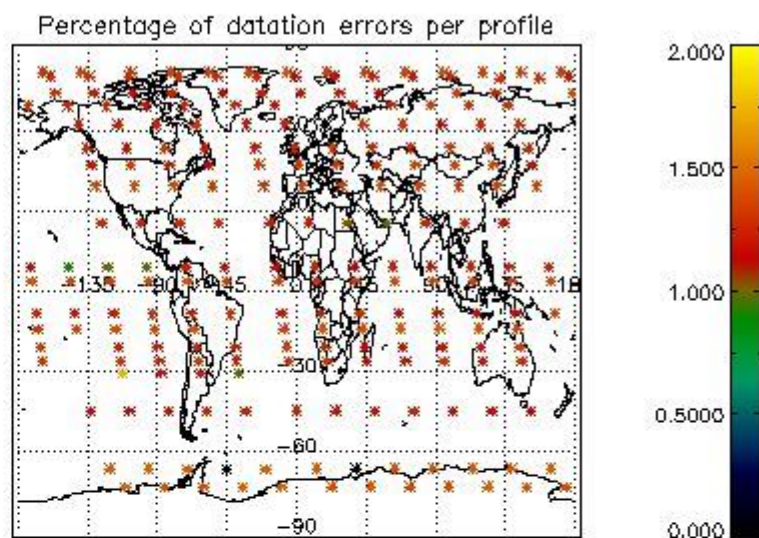
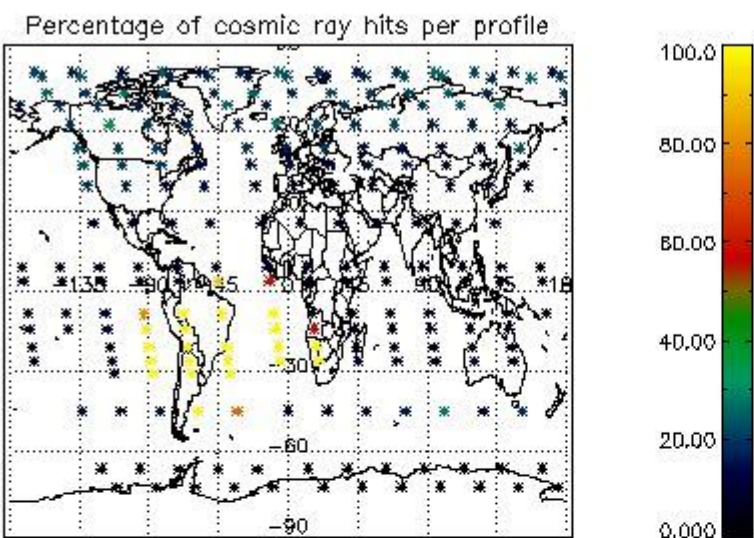


4.1.2 Plot level 1 quality information per product (time dependant): ENVI SAT DESCENDING passes

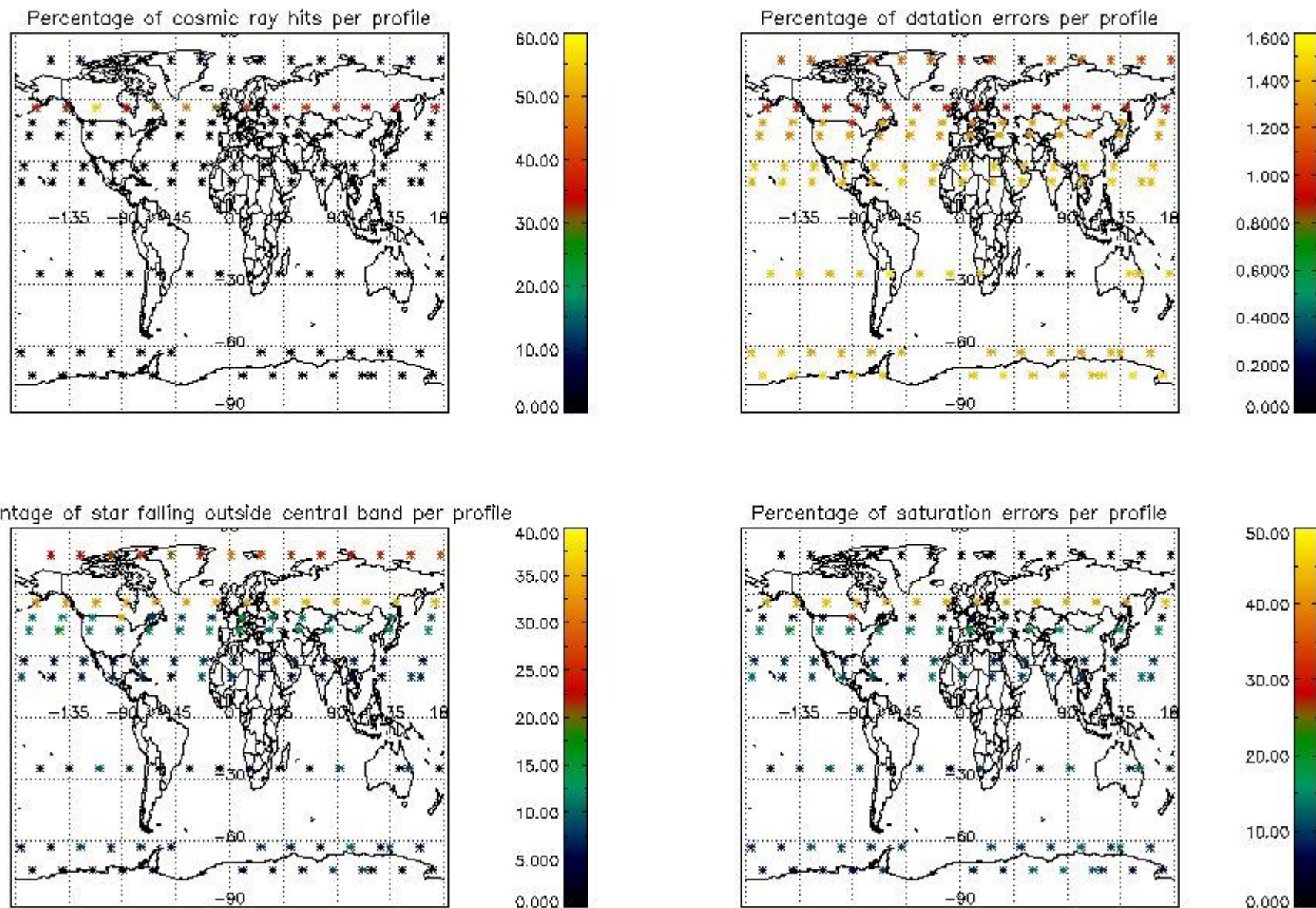


4.2 Plot quality information per product coming from level 1b processing (world map)

4.2.1 Plot level 1 quality information per product (world map): ENVISAT ASCENDING passes



4.2.2 Plot level 1 quality information per product (world map): ENVISAT DESCENDING passes



5. Trace gas profiles

5.1 Ozone statistics based on quality of products

The final quality of the products can be "measured" using the STD (Standard Deviation) attached to every point profile. This information is written to the parameter GOM_NL__2P/NL_LOCAL_SPECIES_DENSITY/o3_std of the level 2 products. The table below shows the statistics for given STD ranges.

The statistics are given with respect to the overall valid production:

- Products without fatal errors: GOM_NL__2P/MPH/PRODUCT_ERR=0
- Valid point profile: GOM_NL__2P/NL_LOCAL_SPECIES_DENSITY/pcd(0)=0

The 'Criteria' is applied to valid points of dark limb products:

- Products in dark limb illumination condition: GOM_NL__2P/NL_SUMMARY_QUALITY/obs_ill_cond=0
- Products without fatal errors: GOM_NL__2P/MPH/PRODUCT_ERR=0
- Valid point profile: GOM_NL__2P/NL_LOCAL_SPECIES_DENSITY/pcd(0)=0

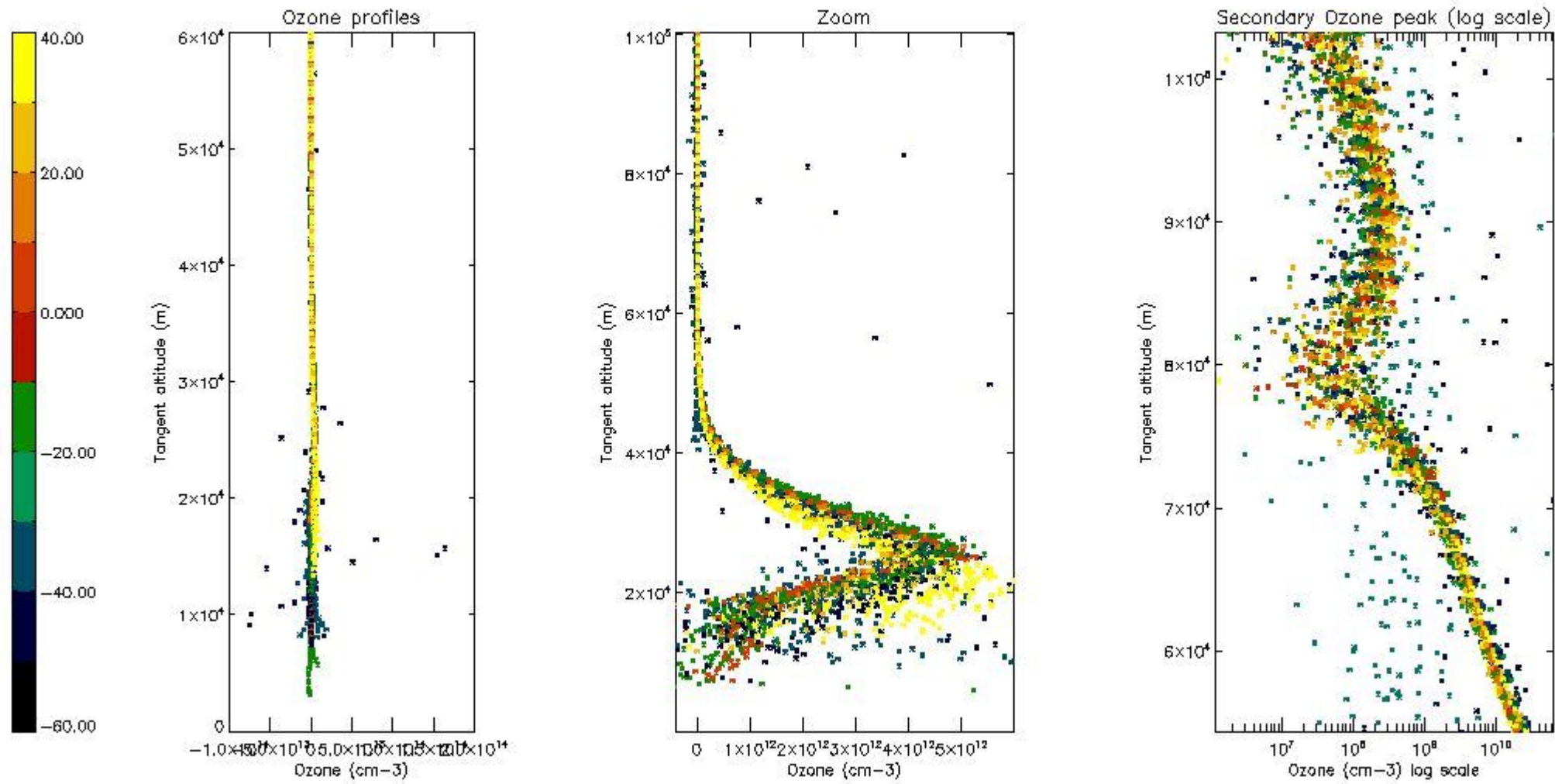
So, the table below shows the percentage of dark limb and valid observations for each criteria with respect to the overall valid daily observations.

Criteria	% of total production
All STD	38
STD < 20	21

STD < 10	16
STD < 5	10

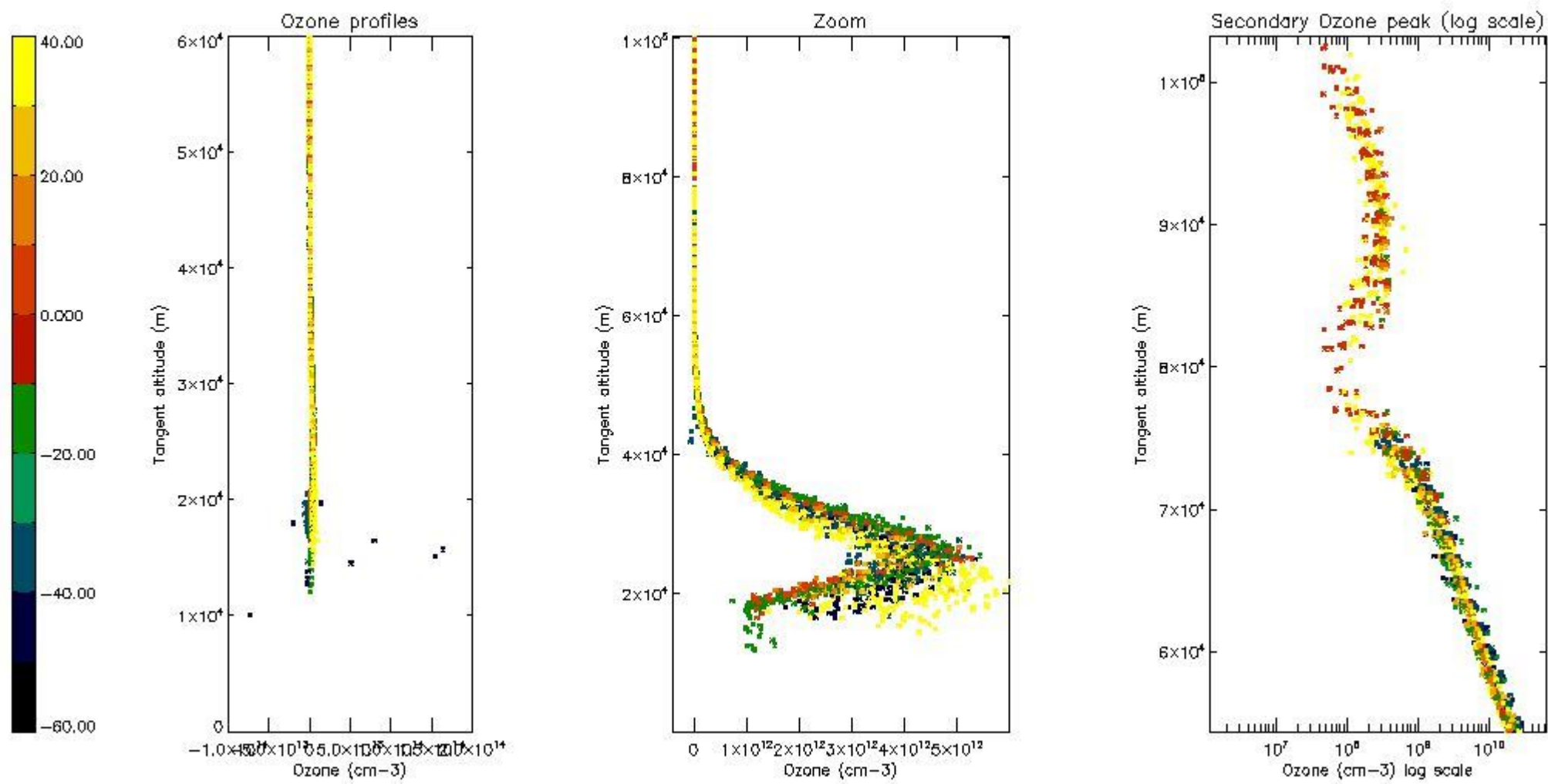
5.2 Plot ozone profiles for all STD (dark without errors)

The colorbar represents the latitude.



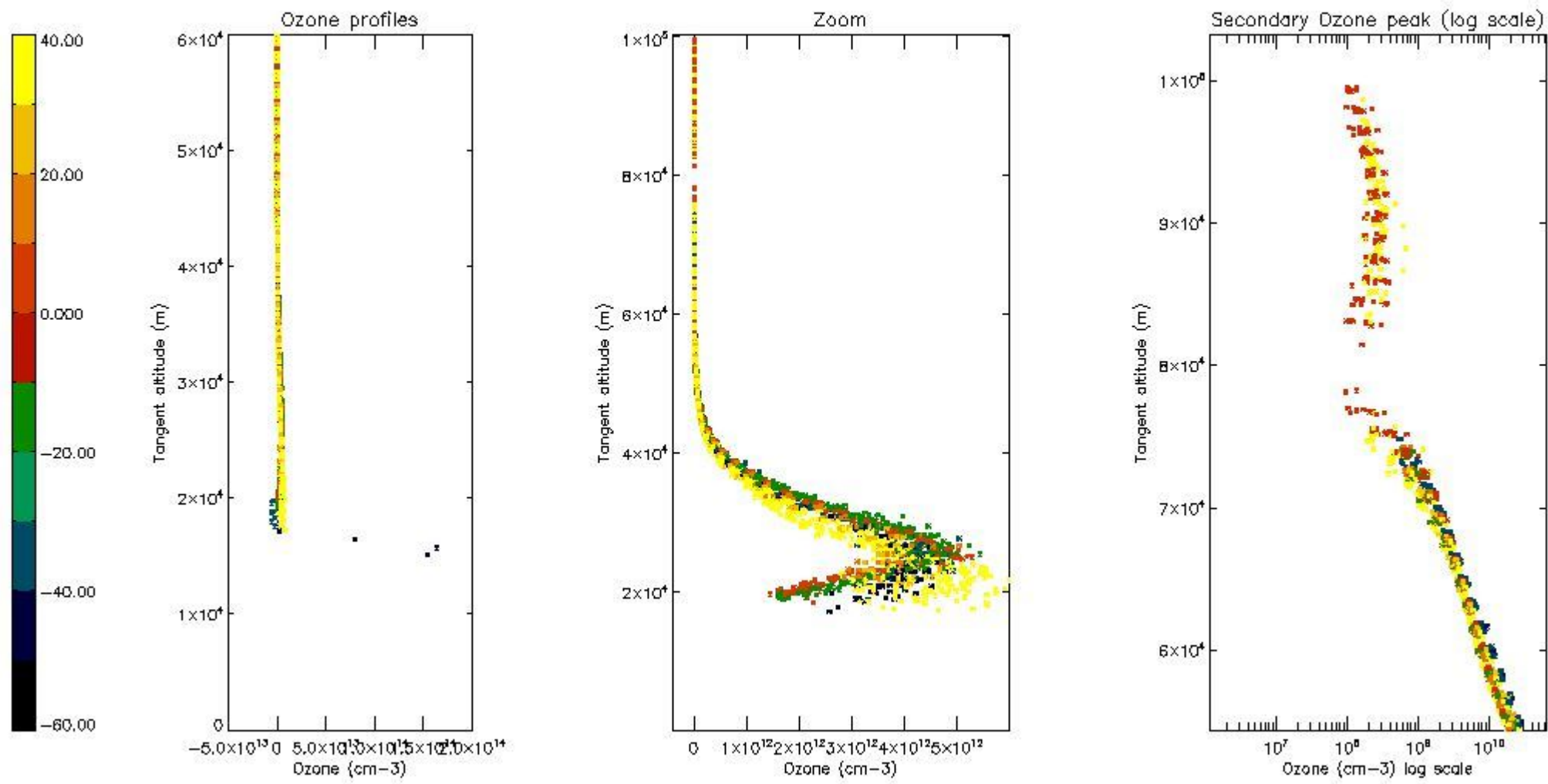
5.3 Plot ozone profiles where STD < 20% (dark without errors)

The colorbar represents the latitude.



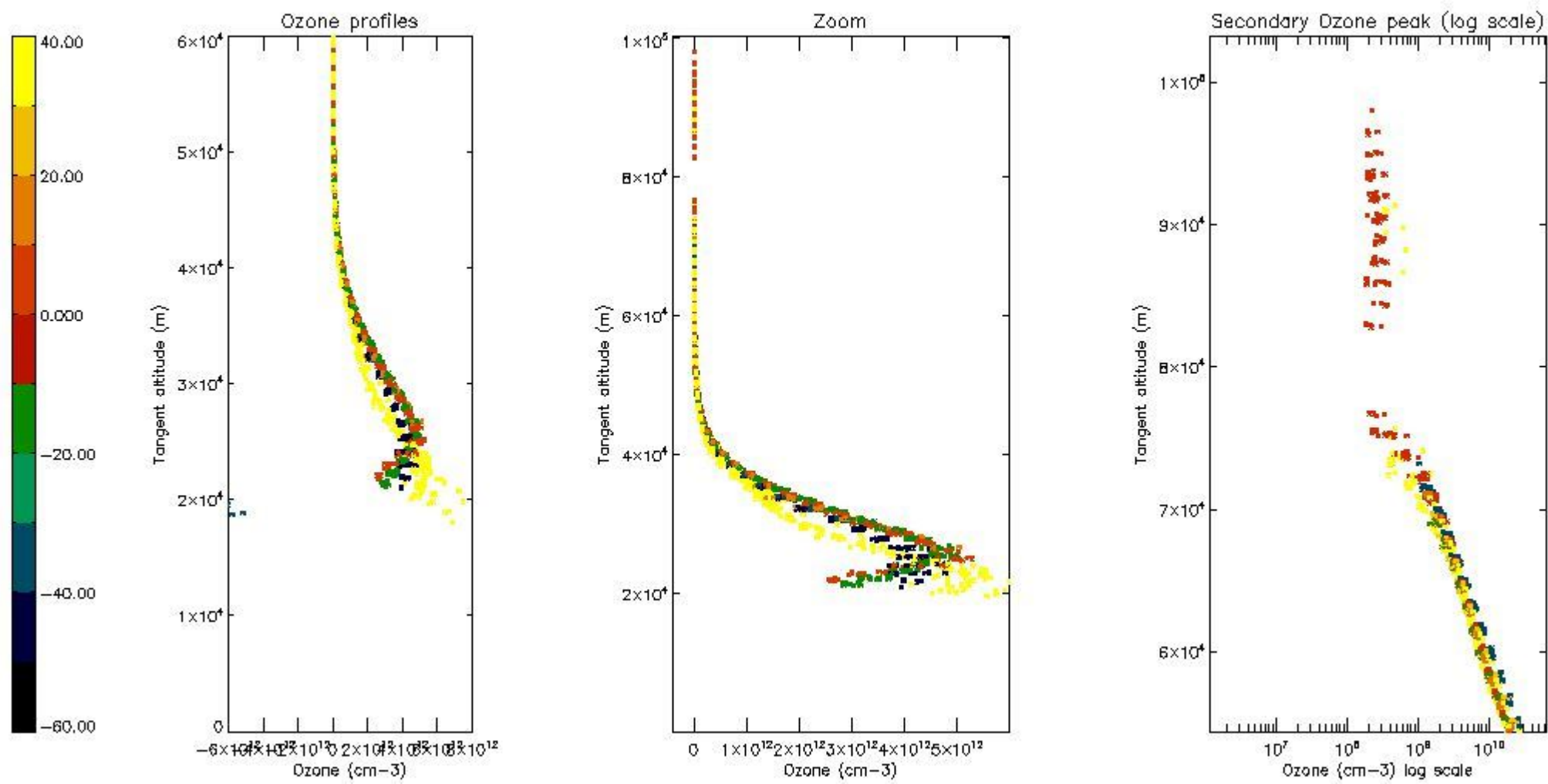
5.4 Plot ozone profiles where $STD < 10\%$ (dark without errors)

The colorbar represents the latitude.



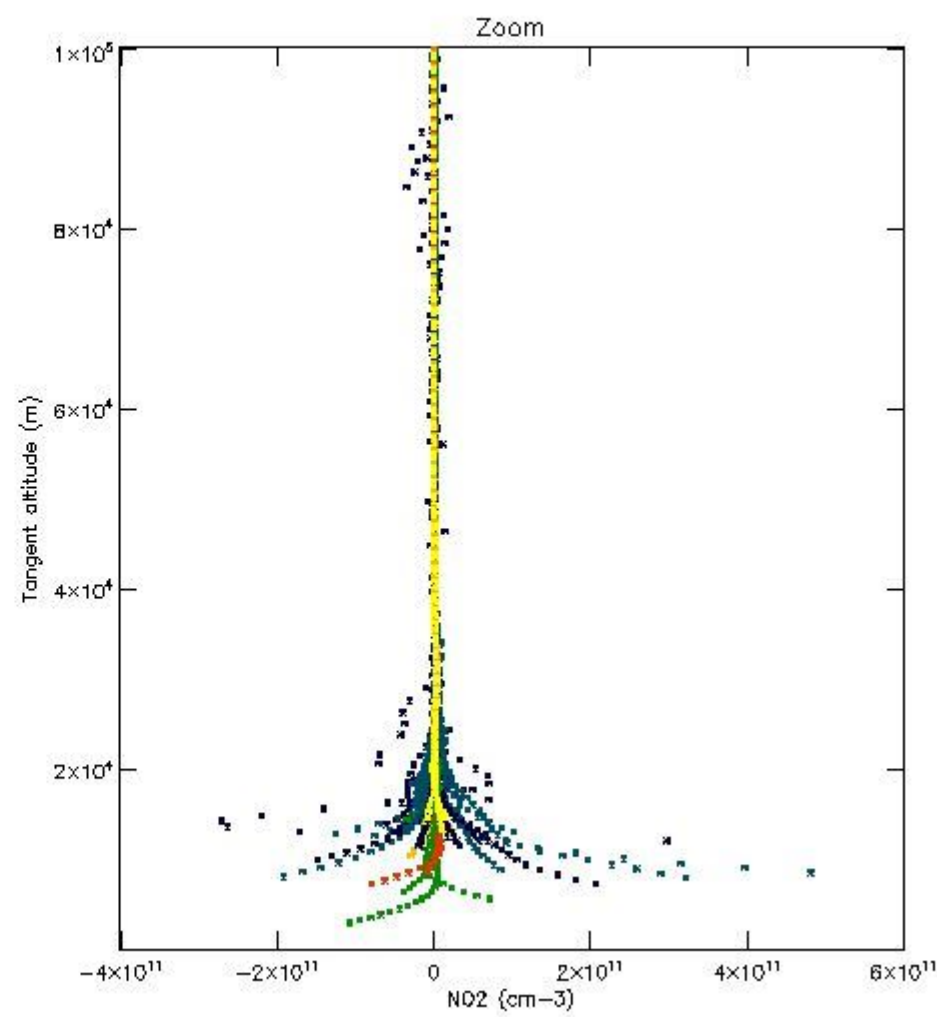
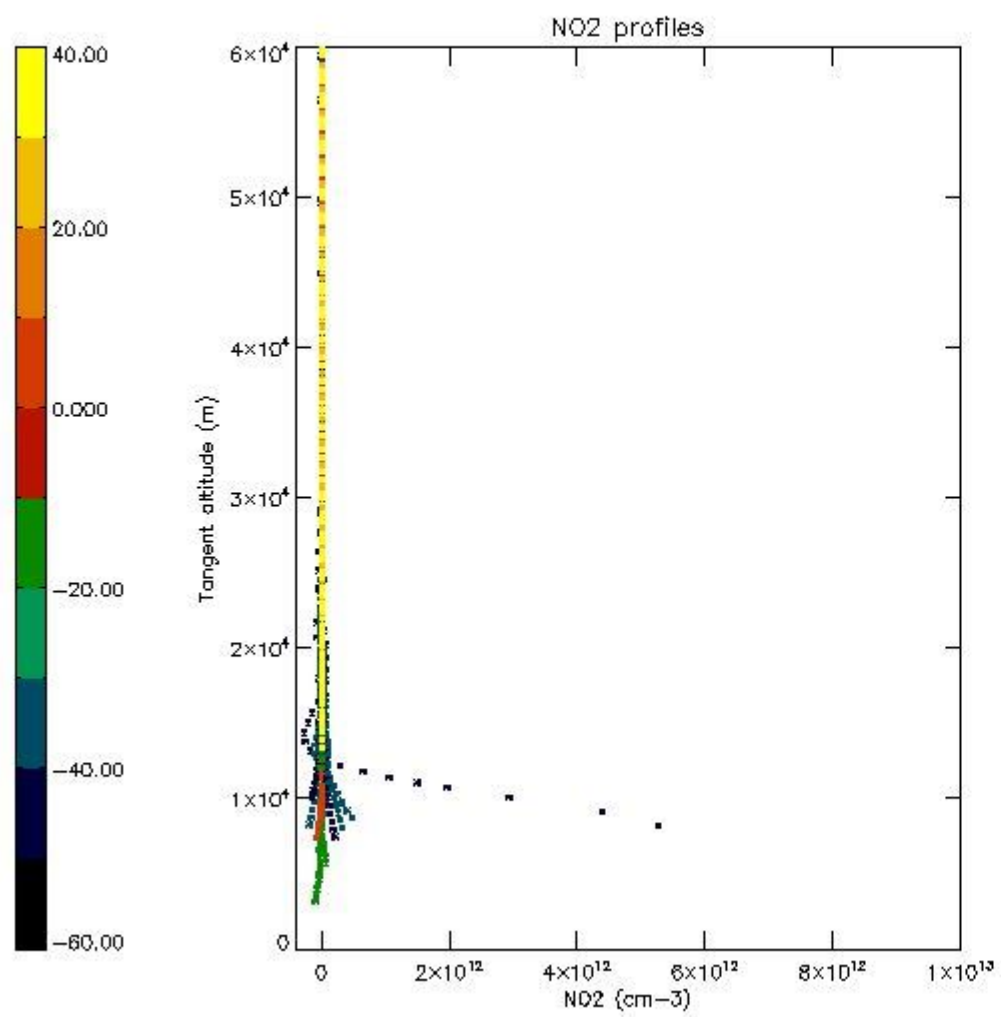
5.5 Plot ozone profiles where $STD < 5\%$ (dark without errors)

The colorbar represents the latitude.



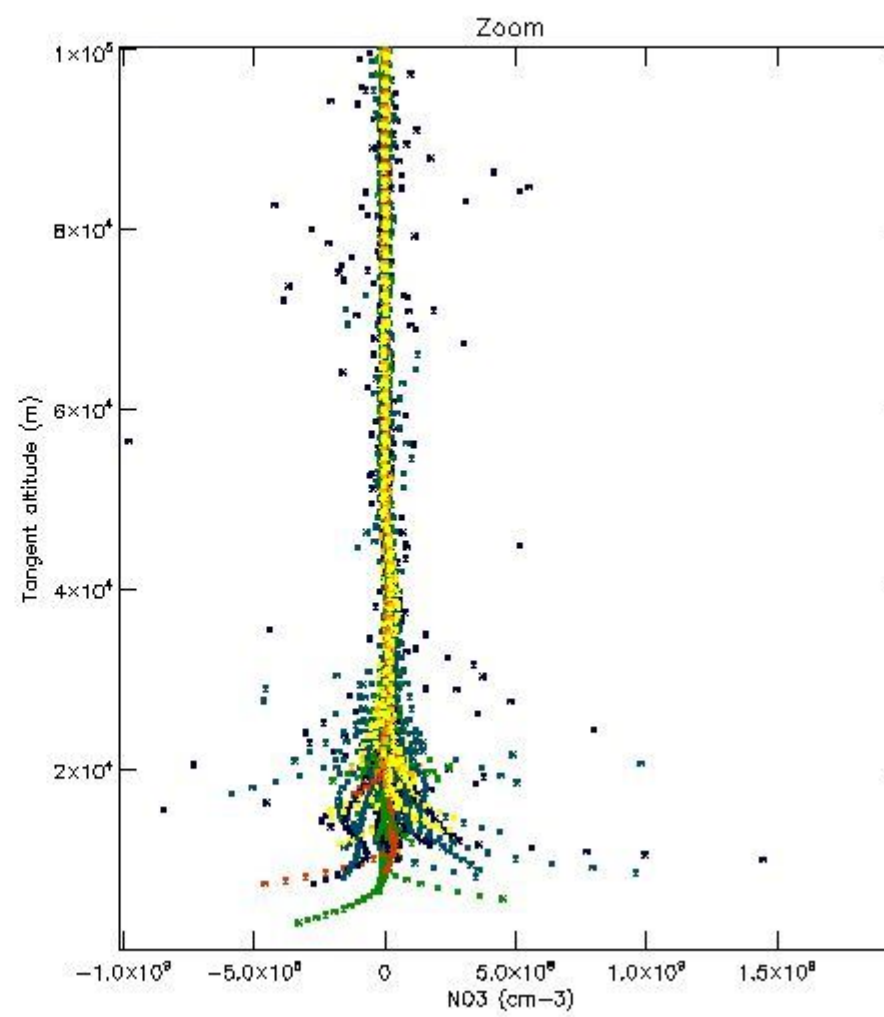
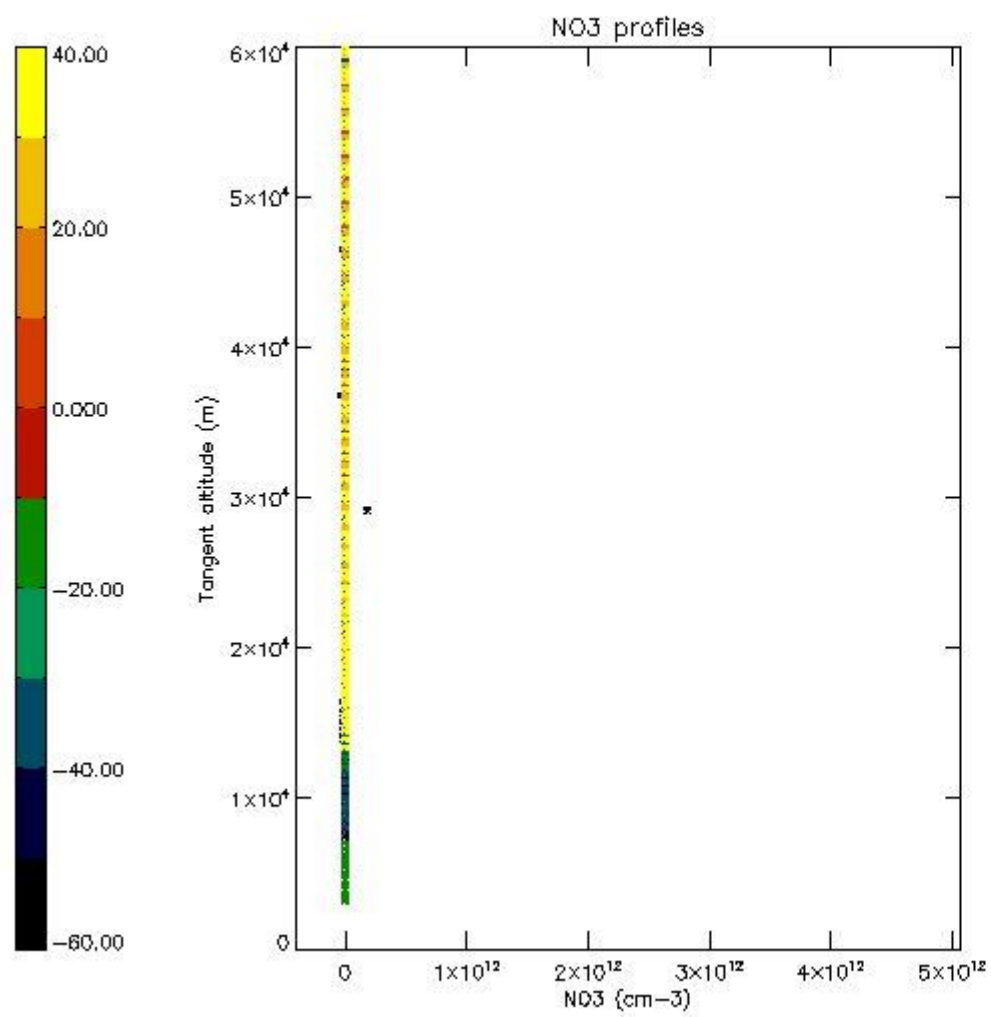
5.6 Plot NO₂ profiles for all STD (dark without errors)

The colorbar represents the latitude.



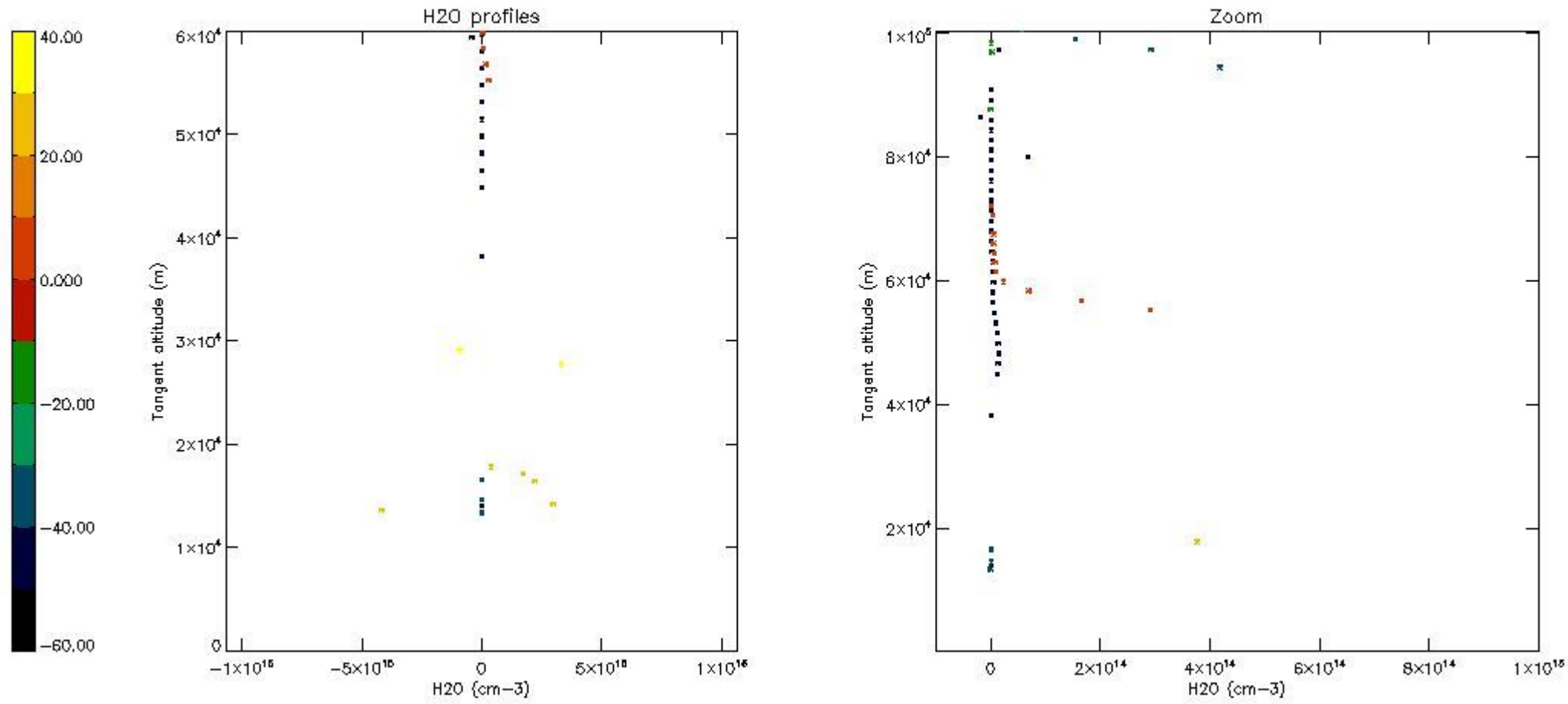
5.7 Plot NO3 profiles for all STD (dark without errors)

The colorbar represents the latitude.



5.8 Plot H₂O profiles for all STD (only for occultations of stars 1,2,3,4,13,14,16,26,63 dark without errors)

The colorbar represents the latitude.



6. Auxiliary Data Files used for the production reported in section 2

The number reported in the third column indicates since which file (see list in section 2) the corresponding auxiliary file has been used. The fourth column is the date of those product files.

Type	Auxiliary Filename	Used since product	Used since product date
INST_PHYS_CHARACTERISTICS	GOM_INS_AXVIEC20091111_143220_20030716_120000_20500101_000000	1	26-JAN-2006 00:01:45
LEVEL-2_PROC_CONFIG	GOM_PR2_AXVIEC20091111_152718_20020301_000000_20500101_000000	1	26-JAN-2006 00:01:45
CROSS_SECTIONS_FILE	GOM_CRS_AXVIEC20091111_154832_20020301_000000_20500101_000000	1	26-JAN-2006 00:01:45

GOMOS Level 2 Daily Report

SUMMARY

[1. General Info](#)

[2. Summary of processed GOM_NL_2P products](#)

[3. Level 2 Quality information per product](#)

[3.1 Plot of level 2 quality information per product \(time dependant\)](#)

[3.2 Plot of level 2 quality information per product \(world map\)](#)

[4. Level 1 Quality information per product \(stored on level 2 products\)](#)

[4.1 Plot of level 1 quality information per product \(time dependant\)](#)

[4.1.1 Plot of level 1 quality information per product \(time dependant\): ASCENDING](#)

[4.1.2 Plot of level 1 quality information per product \(time dependant\): DESCENDING](#)

[4.2 Plot of level 1 quality information per product \(world map\)](#)

[4.2.1 Plot of level 1 quality information per product \(world map\): ASCENDING](#)

[4.2.2 Plot of level 1 quality information per product \(world map\): DESCENDING](#)

[5. Ozone profiles based on quality statistics and other trace gas profiles](#)

[5.1 Ozone statistics based on quality of products](#)

[5.2 Plot ozone profiles for all STD \(dark without errors\)](#)

[5.3 Plot ozone profiles where STD < 20% \(dark without errors\)](#)

[5.4. Plot ozone profiles where STD < 10% \(dark without errors\)](#)

[5.5. Plot ozone profiles where STD < 5% \(dark without errors\)](#)

[5.6 Plot NO2 profiles for all STD \(dark without errors\)](#)

[5.7 Plot NO3 profiles for all STD \(dark without errors\)](#)

[5.8 Plot H2O profiles \(only for occultations of stars 1,2,3,4,13,14,16,26,63 dark without errors\) for all STD](#)

[6. Auxiliary Data Files used for the production reported in section 2](#)

This report presents the daily analysis on parameters extracted from GOMOS level 2 data (GOM_NL__2P). It is intended to monitor some important parameters that will impact the quality of these products. A list of level 2 products (and content) that have arrived during the reporting day to the PCF is also given.

Item	Value
Time of report generation	22APR2013 14:54:43
Data source version	GOMOS/6.01
Start time of products	26-01-2006 (26JAN2006 00:00:00)
Stop time of products	27-01-2006 (27JAN2006 00:00:00)
Store outputs in DB	Yes
Nb of level 2 prods	357
Nb of prods with errors	3

2. Summary of processed GOM_NL__2P products.

Nr	Filename	UTC Start time	Limb	Duration	Star Id	Star Name	Star Mag	Star Temp	Nb Meas	Orbit	Prod. error
1	GOM_NL__2PRFIN20060126_000145_000000362044_00331_20425_7882.N1	26-JAN-2006 00:01:45	Bright	36.000	42	34Bet Aur	1.9000	10200.	72	20425	No
2	GOM_NL__2PRFIN20060126_001413_000000352044_00331_20425_7883.N1	26-JAN-2006 00:14:13	Bright	34.500	49	1Alp UMi	1.9900	6300.0	69	20425	No
3	GOM_NL__2PRFIN20060126_002512_000000362044_00331_20425_7884.N1	26-JAN-2006 00:25:12	Bright	36.000	130	23Bet Dra	2.7990	5800.0	72	20425	No
4	GOM_NL__2PRFIN20060126_002838_000000362044_00331_20425_7885.N1	26-JAN-2006 00:28:38	Bright	36.000	5	3Alp Lyr	0.033000	11000.	72	20425	No
5	GOM_NL__2PRFIN20060126_003640_000000352044_00331_20425_7886.N1	26-JAN-2006 00:36:40	Bright	34.500	59	55Alp Oph	2.0800	8900.0	69	20425	No
6	GOM_NL__2PRFIN20060126_003847_000000352044_00331_20425_7887.N1	26-JAN-2006 00:38:47	Bright	34.500	126	60Bet Oph	2.7700	4250.0	69	20425	No
7	GOM_NL__2PRFIN20060126_004501_000000412044_00331_20425_7888.N1	26-JAN-2006 00:45:01	Bright	40.500	86	35Eta Oph	2.4300	10200.	81	20425	No
8	GOM_NL__2PRFIN20060126_004904_000000522044_00331_20425_7889.N1	26-JAN-2006 00:49:04	Dark	51.500	16	21Alp Sco	1.0200	3000.0	103	20425	No
9	GOM_NL__2PRFIN20060126_005027_000000412044_00331_20425_7890.N1	26-JAN-2006 00:50:27	Dark	41.000	75	26Eps Sco	2.2910	4250.0	82	20425	No
10	GOM_NL__2PRFIN20060126_005150_000000412044_00331_20425_7891.N1	26-JAN-2006 00:51:50	Dark	41.000	40	The Sco	1.8590	7100.0	82	20425	No
11	GOM_NL__2PRFIN20060126_005519_000000402044_00331_20425_7892.N1	26-JAN-2006 00:55:19	Dark	39.500	141	Bet Ara	2.8400	4600.0	79	20425	No
12	GOM_NL__2PRFIN20060126_005843_000000382044_00332_20426_7866.N1	26-JAN-2006 00:58:43	Dark	37.500	134	Bet TrA	2.8100	6600.0	75	20426	No
13	GOM_NL__2PRFIN20060126_010011_000000432044_00332_20426_7867.N1	26-JAN-2006 01:00:11	Dark	43.000	4	Alp1Cen	-0.010000	5800.0	86	20426	No
14	GOM_NL__2PRFIN20060126_010446_000000402044_00332_20426_7868.N1	26-JAN-2006 01:04:46	Dark	39.500	12	Alp1Cru	0.77500	30000.	79	20426	No
15	GOM_NL__2PRFIN20060126_010842_000000382044_00332_20426_7869.N1	26-JAN-2006 01:08:42	Dark	37.500	29	Bet Car	1.6720	10200.	75	20426	No
16	GOM_NL__2PRFIN20060126_011056_000000432044_00332_20426_7870.N1	26-JAN-2006 01:10:56	Dark	43.000	71	lot Car	2.2460	7700.0	86	20426	No
17	GOM_NL__2PRFIN20060126_011244_000000422044_00332_20426_7871.N1	26-JAN-2006 01:12:44	Dark	41.500	46	Del Vel	1.9540	10600.	83	20426	No
18	GOM_NL__2PRFIN20060126_011519_000000392044_00332_20426_7872.N1	26-JAN-2006 01:15:19	Dark	38.500	34	Gam2Vel	1.7930	23000.	77	20426	No
19	GOM_NL__2PRFIN20060126_011725_000000402044_00332_20426_7873.N1	26-JAN-2006 01:17:25	Straylight	40.000	70	Zet Pup	2.2460	39000.	80	20426	No
20	GOM_NL__2PRFIN20060126_011853_000000412044_00332_20426_7874.N1	26-JAN-2006 01:18:53	Straylight	40.500	117	Pi Pup	2.7060	3800.0	81	20426	No
21	GOM_NL__2PRFIN20060126_012121_000000412044_00332_20426_7875.N1	26-JAN-2006 01:21:21	Straylight	40.500	23	21Eps CMa	1.5020	26000.	81	20426	No
22	GOM_NL__2PRFIN20060126_012244_000000372044_00332_20426_7876.N1	26-JAN-2006 01:22:44	Straylight	37.000	179	24Omi2CMa	3.0320	24000.	74	20426	No
23	GOM_NL__2PRFIN20060126_012453_000000472044_00332_20426_7877.N1	26-JAN-2006 01:24:53	Straylight	47.000	1	9Alp CMa	-1.4400	11000.	94	20426	No
24	GOM_NL__2PRFIN20060126_013206_000000522044_00332_20426_7878.N1	26-JAN-2006 01:32:06	Bright	52.000	14	58Alp Ori	0.87000	3000.0	104	20426	No
25	GOM_NL__2PRFIN20060126_013411_000000382044_00332_20426_7879.N1	26-JAN-2006 01:34:11	Bright	37.500	44	24Gam Gem	1.9280	11000.	75	20426	No
26	GOM_NL__2PRFIN20060126_013558_000000382044_00332_20426_7880.N1	26-JAN-2006 01:35:58	Bright	38.000	151	13Mu Gem	2.8900	3000.0	76	20426	No
27	GOM_NL__2PRFIN20060126_014013_000000352044_00332_20426_7881.N1	26-JAN-2006 01:40:13	Bright	35.000	107	37The Aur	2.6490	11000.	70	20426	No
28	GOM_NL__2PRFIN20060126_014221_000000342044_00332_20426_7882.N1	26-JAN-2006 01:42:21	Bright	34.000	42	34Bet Aur	1.9000	10200.	68	20426	No
29	GOM_NL__2PRFIN20060126_020548_000000382044_00332_20426_7883.N1	26-JAN-2006 02:05:48	Bright	37.500	130	23Bet Dra	2.7990	5800.0	75	20426	No
30	GOM_NL__2PRFIN20060126_020914_000000362044_00332_20426_7884.N1	26-JAN-2006 02:09:14	Bright	36.000	5	3Alp Lyr	0.033000	11000.	72	20426	No
31	GOM_NL__2PRFIN20060126_021716_000000352044_00332_20426_7885.N1	26-JAN-2006 02:17:16	Bright	34.500	59	55Alp Oph	2.0800	8900.0	69	20426	No
32	GOM_NL__2PRFIN20060126_021923_000000342044_00332_20426_7886.N1	26-JAN-2006 02:19:23	Bright	34.000	126	60Bet Oph	2.7700	4250.0	68	20426	No
33	GOM_NL__2PRFIN20060126_022538_000000412044_00332_20426_7887.N1	26-JAN-2006 02:25:38	Twilight	40.500	86	35Eta Oph	2.4300	10200.	81	20426	No
34	GOM_NL__2PRFIN20060126_022940_000000422044_00332_20426_7888.N1	26-JAN-2006 02:29:40	Dark	42.000	16	21Alp Sco	1.0200	3000.0	84	20426	No
35	GOM_NL__2PRFIN20060126_023054_000000392044_00332_20426_7889.N1	26-JAN-2006 02:30:54	Twilight	38.500	25	35Lam Sco	1.6200	28000.	77	20426	No
36	GOM_NL__2PRFIN20060126_023226_000000402044_00332_20426_7890.N1	26-JAN-2006 02:32:26	Dark	40.000	40	The Sco	1.8590	7100.0	80	20426	No
37	GOM_NL__2PRFIN20060126_023421_000000362044_00332_20426_7891.N1	26-JAN-2006 02:34:21	Dark	35.500	147	Alp Ara	2.8770	26000.	71	20426	No
38	GOM_NL__2PRFIN20060126_023555_000000422044_00332_20426_7892.N1	26-JAN-2006 02:35:55	Dark	41.500	141	Bet Ara	2.8400	4600.0	83	20426	No
39	GOM_NL__2PRFIN20060126_023919_000000362044_00333_20427_7866.N1	26-JAN-2006 02:39:19	Dark	36.000	134	Bet TrA	2.8100	6600.0	72	20427	No
40	GOM_NL__2PRFIN20060126_024048_000000412044_00333_20427_7867.N1	26-JAN-2006 02:40:48	Dark	40.500	4	Alp1Cen	-0.010000	5800.0	81	20427	No
41	GOM_NL__2PRFIN20060126_024522_000000402044_00333_20427_7868.N1	26-JAN-2006 02:45:22	Dark	39.500	12	Alp1Cru	0.77500	30000.	79	20427	No
42	GOM_NL__2PRFIN20060126_024919_000000372044_00333_20427_7869.N1	26-JAN-2006 02:49:19	Dark	36.500	29	Bet Car	1.6720	10200.	73	20427	No

43	GOM_NL__2PRFIN20060126_025132_000000422044_00333_20427_7870.N1	26-JAN-2006 02:51:32	Dark	41.500	71	lot Car	2.2460	7700.0	83	20427	No
44	GOM_NL__2PRFIN20060126_025320_000000382044_00333_20427_7871.N1	26-JAN-2006 02:53:20	Dark	38.000	46	Del Vel	1.9540	10600.	76	20427	No
45	GOM_NL__2PRFIN20060126_025555_000000412044_00333_20427_7872.N1	26-JAN-2006 02:55:55	Dark	40.500	34	Gam2Vel	1.7930	23000.	81	20427	No
46	GOM_NL__2PRFIN20060126_025801_000000422044_00333_20427_7873.N1	26-JAN-2006 02:58:01	Straylight	41.500	70	Zet Pup	2.2460	39000.	83	20427	No
47	GOM_NL__2PRFIN20060126_025929_000000432044_00333_20427_7874.N1	26-JAN-2006 02:59:29	Straylight	43.000	117	Pi Pup	2.7060	3800.0	86	20427	No
48	GOM_NL__2PRFIN20060126_030157_000000392044_00333_20427_7875.N1	26-JAN-2006 03:01:57	Straylight	39.000	23	21Eps CMa	1.5020	26000.	78	20427	No
49	GOM_NL__2PRFIN20060126_030320_000000392044_00333_20427_7876.N1	26-JAN-2006 03:03:20	Straylight	38.500	179	24Omi2CMa	3.0320	24000.	77	20427	No
50	GOM_NL__2PRFIN20060126_030529_000000462044_00333_20427_7877.N1	26-JAN-2006 03:05:29	Straylight	46.000	1	9Alp CMa	-1.4400	11000.	92	20427	No
51	GOM_NL__2PRFIN20060126_031243_000000522044_00333_20427_7878.N1	26-JAN-2006 03:12:43	Bright	52.000	14	58Alp Ori	0.87000	3000.0	104	20427	No
52	GOM_NL__2PRFIN20060126_031635_000000392044_00333_20427_7879.N1	26-JAN-2006 03:16:35	Bright	39.000	151	13Mu Gem	2.8900	3000.0	78	20427	No
53	GOM_NL__2PRFIN20060126_032049_000000352044_00333_20427_7880.N1	26-JAN-2006 03:20:49	Bright	34.500	107	37The Aur	2.6490	11000.	69	20427	No
54	GOM_NL__2PRFIN20060126_032257_000000352044_00333_20427_7881.N1	26-JAN-2006 03:22:57	Bright	35.000	42	34Bet Aur	1.9000	10200.	70	20427	No
55	GOM_NL__2PRFIN20060126_033524_000000362044_00333_20427_7882.N1	26-JAN-2006 03:35:24	Bright	36.000	49	1Alp UMi	1.9900	6300.0	72	20427	No
56	GOM_NL__2PRFIN20060126_034624_000000362044_00333_20427_7883.N1	26-JAN-2006 03:46:24	Bright	36.000	130	23Bet Dra	2.7990	5800.0	72	20427	No
57	GOM_NL__2PRFIN20060126_034950_000000362044_00333_20427_7884.N1	26-JAN-2006 03:49:50	Bright	35.500	5	3Alp Lyr	0.033000	11000.	71	20427	No
58	GOM_NL__2PRFIN20060126_035752_000000362044_00333_20427_7885.N1	26-JAN-2006 03:57:52	Bright	36.000	59	55Alp Oph	2.0800	8900.0	72	20427	No
59	GOM_NL__2PRFIN20060126_035959_000000352044_00333_20427_7886.N1	26-JAN-2006 03:59:59	Bright	34.500	126	60Bet Oph	2.7700	4250.0	69	20427	No
60	GOM_NL__2PRFIN20060126_040614_000000422044_00333_20427_7887.N1	26-JAN-2006 04:06:14	Twilight	42.000	86	35Eta Oph	2.4300	10200.	84	20427	No
61	GOM_NL__2PRFIN20060126_041017_000000422044_00333_20427_7888.N1	26-JAN-2006 04:10:17	Dark	42.000	16	21Alp Sco	1.0200	3000.0	84	20427	No
62	GOM_NL__2PRFIN20060126_041130_000000412044_00333_20427_7889.N1	26-JAN-2006 04:11:30	Twilight	40.500	25	35Lam Sco	1.6200	28000.	81	20427	No
63	GOM_NL__2PRFIN20060126_041302_000000412044_00333_20427_7890.N1	26-JAN-2006 04:13:02	Dark	41.000	40	The Sco	1.8590	7100.0	82	20427	No
64	GOM_NL__2PRFIN20060126_041457_000000372044_00333_20427_7891.N1	26-JAN-2006 04:14:57	Dark	37.000	147	Alp Ara	2.8770	26000.	74	20427	No
65	GOM_NL__2PRFIN20060126_041631_000000392044_00333_20427_7892.N1	26-JAN-2006 04:16:31	Dark	39.000	141	Bet Ara	2.8400	4600.0	78	20427	No
66	GOM_NL__2PRFIN20060126_041956_000000372044_00334_20428_7866.N1	26-JAN-2006 04:19:56	Dark	36.500	134	Bet TrA	2.8100	6600.0	73	20428	No
67	GOM_NL__2PRFIN20060126_042124_000000512044_00334_20428_7867.N1	26-JAN-2006 04:21:24	Dark	51.000	4	Alp1Cen	-0.010000	5800.0	102	20428	No
68	GOM_NL__2PRFIN20060126_042559_000000412044_00334_20428_7868.N1	26-JAN-2006 04:25:59	Dark	40.500	12	Alp1Cru	0.77500	30000.	81	20428	No
69	GOM_NL__2PRFIN20060126_042955_000000372044_00334_20428_7869.N1	26-JAN-2006 04:29:55	Dark	36.500	29	Bet Car	1.6720	10200.	73	20428	No
70	GOM_NL__2PRFIN20060126_043208_000000382044_00334_20428_7870.N1	26-JAN-2006 04:32:08	Dark	37.500	71	lot Car	2.2460	7700.0	75	20428	No
71	GOM_NL__2PRFIN20060126_043356_000000432044_00334_20428_7871.N1	26-JAN-2006 04:33:56	Dark	42.500	46	Del Vel	1.9540	10600.	85	20428	No
72	GOM_NL__2PRFIN20060126_043632_000000412044_00334_20428_7872.N1	26-JAN-2006 04:36:32	Dark	41.000	34	Gam2Vel	1.7930	23000.	82	20428	No
73	GOM_NL__2PRFIN20060126_043838_000000402044_00334_20428_7873.N1	26-JAN-2006 04:38:38	Straylight	39.500	70	Zet Pup	2.2460	39000.	79	20428	No
74	GOM_NL__2PRFIN20060126_044006_000000412044_00334_20428_7874.N1	26-JAN-2006 04:40:06	Straylight	41.000	117	Pi Pup	2.7060	3800.0	82	20428	No
75	GOM_NL__2PRFIN20060126_044233_000000402044_00334_20428_7875.N1	26-JAN-2006 04:42:33	Straylight	39.500	23	21Eps CMa	1.5020	26000.	79	20428	No
76	GOM_NL__2PRFIN20060126_044356_000000382044_00334_20428_7876.N1	26-JAN-2006 04:43:56	Straylight	37.500	179	24Omi2CMa	3.0320	24000.	75	20428	No
77	GOM_NL__2PRFIN20060126_044605_000000452044_00334_20428_7877.N1	26-JAN-2006 04:46:05	Straylight	44.500	1	9Alp CMa	-1.4400	11000.	89	20428	No
78	GOM_NL__2PRFIN20060126_045319_000000522044_00334_20428_7878.N1	26-JAN-2006 04:53:19	Bright	52.000	14	58Alp Ori	0.87000	3000.0	104	20428	No
79	GOM_NL__2PRFIN20060126_045523_000000372044_00334_20428_7879.N1	26-JAN-2006 04:55:23	Bright	37.000	44	24Gam Gem	1.9280	11000.	74	20428	No
80	GOM_NL__2PRFIN20060126_045711_000000382044_00334_20428_7880.N1	26-JAN-2006 04:57:11	Bright	38.000	151	13Mu Gem	2.8900	3000.0	76	20428	No
81	GOM_NL__2PRFIN20060126_050125_000000342044_00334_20428_7881.N1	26-JAN-2006 05:01:25	Bright	34.000	107	37The Aur	2.6490	11000.	68	20428	No
82	GOM_NL__2PRFIN20060126_050333_000000352044_00334_20428_7882.N1	26-JAN-2006 05:03:33	Bright	34.500	42	34Bet Aur	1.9000	10200.	69	20428	No
83	GOM_NL__2PRFIN20060126_051600_000000342044_00334_20428_7883.N1	26-JAN-2006 05:16:00	Bright	34.000	49	1Alp UMi	1.9900	6300.0	68	20428	No
84	GOM_NL__2PRFIN20060126_052700_000000372044_00334_20428_7884.N1	26-JAN-2006 05:27:00	Bright	36.500	130	23Bet Dra	2.7990	5800.0	73	20428	No
85	GOM_NL__2PRFIN20060126_053026_000000342044_00334_20428_7885.N1	26-JAN-2006 05:30:26	Bright	33.500	5	3Alp Lyr	0.033000	11000.	67	20428	No
86	GOM_NL__2PRFIN20060126_053829_000000362044_00334_20428_7886.N1	26-JAN-2006 05:38:29	Bright	35.500	59	55Alp Oph	2.0800	8900.0	71	20428	No
87	GOM_NL__2PRFIN20060126_054035_000000342044_00334_20428_7887.N1	26-JAN-2006 05:40:35	Bright	34.000	126	60Bet Oph	2.7700	4250.0	68	20428	No
88	GOM_NL__2PRFIN20060126_054651_000000442044_00334_20428_7888.N1	26-JAN-2006 05:46:51	Twilight	43.500	86	35Eta Oph	2.4300	10200.	87	20428	No
89	GOM_NL__2PRFIN20060126_055054_000000292044_00334_20428_7889.N1	26-JAN-2006 05:50:54	Dark	29.000	16	21Alp Sco	1.0200	3000.0	58	20428	No
90	GOM_NL__2PRFIN20060126_055207_000000392044_00334_20428_7890.N1	26-JAN-2006 05:52:07	Twilight	38.500	25	35Lam Sco	1.6200	28000.	77	20428	No
91	GOM_NL__2PRFIN20060126_055338_000000412044_00334_20428_7891.N1	26-JAN-2006 05:53:38	Dark	41.000	40	The Sco	1.8590	7100.0	82	20428	No
92	GOM_NL__2PRFIN20060126_055533_000000362044_00334_20428_7892.N1	26-JAN-2006 05:55:33	Dark	36.000	147	Alp Ara	2.8770	26000.	72	20428	No
93	GOM_NL__2PRFIN20060126_055708_000000412044_00334_20428_7893.N1	26-JAN-2006 05:57:08	Dark	41.000	141	Bet Ara	2.8400	4600.0	82	20428	No
94	GOM_NL__2PRFIN20060126_060032_000000382044_00335_20429_7866.N1	26-JAN-2006 06:00:32	Dark	37.500	134	Bet TrA	2.8100	6600.0	75	20429	No
95	GOM_NL__2PRFIN20060126_060201_000000502044_00335_20429_7867.N1	26-JAN-2006 06:02:01	Dark	50.000	4	Alp1Cen	-0.010000	5800.0	100	20429	No
96	GOM_NL__2PRFIN20060126_060635_000000402044_00335_20429_7868.N1	26-JAN-2006 06:06:35	Dark	39.500	12	Alp1Cru	0.77500	30000.	79	20429	No
97	GOM_NL__2PRFIN20060126_061031_000000372044_00335_20429_7869.N1	26-JAN-2006 06:10:31	Dark	37.000	29	Bet Car	1.6720	10200.	74	20429	No
98	GOM_NL__2PRFIN20060126_061245_000000422044_00335_20429_7870.N1	26-JAN-2006 06:12:45	Dark	42.000	71	lot Car	2.2460	7700.0	84	20429	No
99	GOM_NL__2PRFIN20060126_061433_000000402044_00335_20429_7871.N1	26-JAN-2006 06:14:33	Dark	40.000	46	Del Vel	1.9540	10600.	80	20429	No
100	GOM_NL__2PRFIN20060126_061708_000000412044_00335_20429_7872.N1	26-JAN-2006 06:17:08	Dark	41.000	34	Gam2Vel	1.7930	23000.	82	20429	No
101	GOM_NL__2PRFIN20060126_061914_000000402044_00335_20429_7873.N1	26-JAN-2006 06:19:14	Straylight	40.000	70	Zet Pup	2.2460	39000.	80	20429	No

102	GOM_NL__2PRFIN20060126_062042_000000392044_00335_20429_7874.N1	26-JAN-2006 06:20:42	Straylight	39.000	117	Pi Pup	2.7060	3800.0	78	20429	No
103	GOM_NL__2PRFIN20060126_062309_000000422044_00335_20429_7875.N1	26-JAN-2006 06:23:09	Straylight	41.500	23	21Eps CMa	1.5020	26000.	83	20429	No
104	GOM_NL__2PRFIN20060126_062432_000000372044_00335_20429_7876.N1	26-JAN-2006 06:24:32	Straylight	37.000	179	24Omi2CMa	3.0320	24000.	74	20429	No
105	GOM_NL__2PRFIN20060126_062642_000000432044_00335_20429_7877.N1	26-JAN-2006 06:26:42	Straylight	43.000	1	9Alp CMa	-1.4400	11000.	86	20429	No
106	GOM_NL__2PRFIN20060126_063355_000000522044_00335_20429_7878.N1	26-JAN-2006 06:33:55	Bright	52.000	14	58Alp Ori	0.87000	3000.0	104	20429	No
107	GOM_NL__2PRFIN20060126_063559_000000382044_00335_20429_7879.N1	26-JAN-2006 06:35:59	Bright	37.500	44	24Gam Gem	1.9280	11000.	75	20429	No
108	GOM_NL__2PRFIN20060126_063747_000000392044_00335_20429_7880.N1	26-JAN-2006 06:37:47	Bright	38.500	151	13Mu Gem	2.8900	3000.0	77	20429	No
109	GOM_NL__2PRFIN20060126_064201_000000352044_00335_20429_7881.N1	26-JAN-2006 06:42:01	Bright	35.000	107	37The Aur	2.6490	11000.	70	20429	No
110	GOM_NL__2PRFIN20060126_064409_000000352044_00335_20429_7882.N1	26-JAN-2006 06:44:09	Bright	34.500	42	34Bet Aur	1.9000	10200.	69	20429	No
111	GOM_NL__2PRFIN20060126_065636_000000342044_00335_20429_7883.N1	26-JAN-2006 06:56:36	Bright	34.000	49	1Alp UMi	1.9900	6300.0	68	20429	No
112	GOM_NL__2PRFIN20060126_070736_000000372044_00335_20429_7884.N1	26-JAN-2006 07:07:36	Bright	37.000	130	23Bet Dra	2.7990	5800.0	74	20429	No
113	GOM_NL__2PRFIN20060126_071102_000000352044_00335_20429_7885.N1	26-JAN-2006 07:11:02	Bright	34.500	5	3Alp Lyr	0.033000	11000.	69	20429	No
114	GOM_NL__2PRFIN20060126_071905_000000352044_00335_20429_7886.N1	26-JAN-2006 07:19:05	Bright	34.500	59	55Alp Oph	2.0800	8900.0	69	20429	No
115	GOM_NL__2PRFIN20060126_072112_000000352044_00335_20429_7887.N1	26-JAN-2006 07:21:12	Bright	34.500	126	60Bet Oph	2.7700	4250.0	69	20429	No
116	GOM_NL__2PRFIN20060126_072727_000000432044_00335_20429_7888.N1	26-JAN-2006 07:27:27	Twilight	43.000	86	35Eta Oph	2.4300	10200.	86	20429	No
117	GOM_NL__2PRFIN20060126_073609_000000372044_00335_20429_7889.N1	26-JAN-2006 07:36:09	Dark	37.000	147	Alp Ara	2.8770	26000.	74	20429	No
118	GOM_NL__2PRFIN20060126_073744_000000422044_00335_20429_7890.N1	26-JAN-2006 07:37:44	Dark	41.500	141	Bet Ara	2.8400	4600.0	83	20429	No
119	GOM_NL__2PRFIN20060126_074108_000000372044_00336_20430_7867.N1	26-JAN-2006 07:41:08	Dark	36.500	134	Bet TrA	2.8100	6600.0	73	20430	No
120	GOM_NL__2PRFIN20060126_074237_000000552044_00336_20430_7868.N1	26-JAN-2006 07:42:37	Dark	55.000	4	Alp1Cen	-0.010000	5800.0	110	20430	No
121	GOM_NL__2PRFIN20060126_075950_000000392044_00336_20430_7869.N1	26-JAN-2006 07:59:50	Straylight	39.000	70	Zet Pup	2.2460	39000.	78	20430	No
122	GOM_NL__2PRFIN20060126_080118_000000382044_00336_20430_7870.N1	26-JAN-2006 08:01:18	Straylight	37.500	117	Pi Pup	2.7060	3800.0	75	20430	No
123	GOM_NL__2PRFIN20060126_080323_000000392044_00336_20430_7871.N1	26-JAN-2006 08:03:23	Straylight	39.000	88	31Eta CMa	2.4480	20000.	78	20430	No
124	GOM_NL__2PRFIN20060126_080508_000000372044_00336_20430_7872.N1	26-JAN-2006 08:05:08	Straylight	37.000	179	24Omi2CMa	3.0320	24000.	74	20430	No
125	GOM_NL__2PRFIN20060126_080718_000000452044_00336_20430_7873.N1	26-JAN-2006 08:07:18	Straylight	44.500	1	9Alp CMa	-1.4400	11000.	89	20430	No
126	GOM_NL__2PRFIN20060126_081431_000000522044_00336_20430_7874.N1	26-JAN-2006 08:14:31	Bright	52.000	14	58Alp Ori	0.87000	3000.0	104	20430	No
127	GOM_NL__2PRFIN20060126_081635_000000382044_00336_20430_7875.N1	26-JAN-2006 08:16:35	Bright	38.000	44	24Gam Gem	1.9280	11000.	76	20430	No
128	GOM_NL__2PRFIN20060126_081823_000000382044_00336_20430_7876.N1	26-JAN-2006 08:18:23	Bright	37.500	151	13Mu Gem	2.8900	3000.0	75	20430	No
129	GOM_NL__2PRFIN20060126_082237_000000352044_00336_20430_7877.N1	26-JAN-2006 08:22:37	Bright	34.500	107	37The Aur	2.6490	11000.	69	20430	No
130	GOM_NL__2PRFIN20060126_082445_000000352044_00336_20430_7878.N1	26-JAN-2006 08:24:45	Bright	35.000	42	34Bet Aur	1.9000	10200.	70	20430	No
131	GOM_NL__2PRFIN20060126_083712_000000362044_00336_20430_7879.N1	26-JAN-2006 08:37:12	Bright	35.500	49	1Alp UMi	1.9900	6300.0	71	20430	No
132	GOM_NL__2PRFIN20060126_091319_000000392044_00336_20430_7880.N1	26-JAN-2006 09:13:19	Twilight	38.500	25	35Lam Sco	1.6200	28000.	77	20430	No
133	GOM_NL__2PRFIN20060126_091451_000000382044_00336_20430_7881.N1	26-JAN-2006 09:14:51	Dark	38.000	40	The Sco	1.8590	7100.0	76	20430	No
134	GOM_NL__2PRFIN20060126_091645_000000382044_00336_20430_7882.N1	26-JAN-2006 09:16:45	Dark	38.000	147	Alp Ara	2.8770	26000.	76	20430	No
135	GOM_NL__2PRFIN20060126_091820_000000402044_00336_20430_7883.N1	26-JAN-2006 09:18:20	Dark	40.000	141	Bet Ara	2.8400	4600.0	80	20430	No
136	GOM_NL__2PRFIN20060126_092144_000000362044_00337_20431_7867.N1	26-JAN-2006 09:21:44	Dark	35.500	134	Bet TrA	2.8100	6600.0	71	20431	No
137	GOM_NL__2PRFIN20060126_092314_000000432044_00337_20431_7868.N1	26-JAN-2006 09:23:14	Dark	42.500	4	Alp1Cen	-0.010000	5800.0	85	20431	No
138	GOM_NL__2PRFIN20060126_094359_000000392044_00337_20431_7869.N1	26-JAN-2006 09:43:59	Straylight	39.000	88	31Eta CMa	2.4480	20000.	78	20431	No
139	GOM_NL__2PRFIN20060126_094544_000000362044_00337_20431_7870.N1	26-JAN-2006 09:45:44	Straylight	36.000	179	24Omi2CMa	3.0320	24000.	72	20431	No
140	GOM_NL__2PRFIN20060126_094754_000000422044_00337_20431_7871.N1	26-JAN-2006 09:47:54	Straylight	42.000	1	9Alp CMa	-1.4400	11000.	84	20431	No
141	GOM_NL__2PRFIN20060126_095507_000000522044_00337_20431_7872.N1	26-JAN-2006 09:55:07	Bright	52.000	14	58Alp Ori	0.87000	3000.0	104	20431	No
142	GOM_NL__2PRFIN20060126_095711_000000392044_00337_20431_7873.N1	26-JAN-2006 09:57:11	Bright	39.000	44	24Gam Gem	1.9280	11000.	78	20431	No
143	GOM_NL__2PRFIN20060126_095859_000000392044_00337_20431_7874.N1	26-JAN-2006 09:58:59	Bright	39.000	151	13Mu Gem	2.8900	3000.0	78	20431	No
144	GOM_NL__2PRFIN20060126_100314_000000352044_00337_20431_7875.N1	26-JAN-2006 10:03:14	Bright	34.500	107	37The Aur	2.6490	11000.	69	20431	No
145	GOM_NL__2PRFIN20060126_100521_000000362044_00337_20431_7876.N1	26-JAN-2006 10:05:21	Bright	35.500	42	34Bet Aur	1.9000	10200.	71	20431	No
146	GOM_NL__2PRFIN20060126_101748_000000342044_00337_20431_7877.N1	26-JAN-2006 10:17:48	Bright	34.000	49	1Alp UMi	1.9900	6300.0	68	20431	No
147	GOM_NL__2PRFIN20060126_105856_000000372044_00337_20431_7878.N1	26-JAN-2006 10:58:56	Dark	36.500	141	Bet Ara	2.8400	4600.0	73	20431	No
148	GOM_NL__2PRFIN20060126_110221_000000372044_00338_20432_7887.N1	26-JAN-2006 11:02:21	Dark	37.000	134	Bet TrA	2.8100	6600.0	74	20432	No
149	GOM_NL__2PRFIN20060126_110350_000000412044_00338_20432_7888.N1	26-JAN-2006 11:03:50	Dark	40.500	4	Alp1Cen	-0.010000	5800.0	81	20432	No
150	GOM_NL__2PRFIN20060126_111220_000000372044_00338_20432_7889.N1	26-JAN-2006 11:12:20	Dark	37.000	29	Bet Car	1.6720	10200.	74	20432	No
151	GOM_NL__2PRFIN20060126_111434_000000452044_00338_20432_7890.N1	26-JAN-2006 11:14:34	Dark	45.000	71	lot Car	2.2460	7700.0	90	20432	No
152	GOM_NL__2PRFIN20060126_111621_000000402044_00338_20432_7891.N1	26-JAN-2006 11:16:21	Dark	40.000	46	Del Vel	1.9540	10600.	80	20432	No
153	GOM_NL__2PRFIN20060126_111856_000000392044_00338_20432_7892.N1	26-JAN-2006 11:18:56	Dark	39.000	34	Gam2Vel	1.7930	23000.	78	20432	No
154	GOM_NL__2PRFIN20060126_112102_000000392044_00338_20432_7893.N1	26-JAN-2006 11:21:02	Straylight	39.000	70	Zet Pup	2.2460	39000.	78	20432	No
155	GOM_NL__2PRFIN20060126_112230_000000412044_00338_20432_7894.N1	26-JAN-2006 11:22:30	Straylight	40.500	117	Pi Pup	2.7060	3800.0	81	20432	No
156	GOM_NL__2PRFIN20060126_112457_000000402044_00338_20432_7895.N1	26-JAN-2006 11:24:57	Straylight	39.500	23	21Eps CMa	1.5020	26000.	79	20432	No
157	GOM_NL__2PRFIN20060126_112620_000000372044_00338_20432_7896.N1	26-JAN-2006 11:26:20	Straylight	37.000	179	24Omi2CMa	3.0320	24000.	74	20432	No
158	GOM_NL__2PRFIN20060126_112830_000000472044_00338_20432_7897.N1	26-JAN-2006 11:28:30	Straylight	46.500	1	9Alp CMa	-1.4400	11000.	93	20432	No
159	GOM_NL__2PRFIN20060126_113543_000000522044_00338_20432_7898.N1	26-JAN-2006 11:35:43	Bright	51.500	14	58Alp Ori	0.87000	3000.0	103	20432	No
160	GOM_NL__2PRFIN20060126_113747_000000372044_00338_20432_7899.N1	26-JAN-2006 11:37:47	Bright	36.500	44	24Gam Gem	1.9280	11000.	73	20432	No

161	GOM_NL__2PRFIN20060126_113935_000000392044_00338_20432_7900.N1	26-JAN-2006 11:39:35	Bright	38.500	151	13Mu Gem	2.8900	3000.0	77	20432	No
162	GOM_NL__2PRFIN20060126_114349_000000362044_00338_20432_7901.N1	26-JAN-2006 11:43:49	Bright	35.500	107	37The Aur	2.6490	11000.	71	20432	No
163	GOM_NL__2PRFIN20060126_114557_000000372044_00338_20432_7902.N1	26-JAN-2006 11:45:57	Bright	36.500	42	34Bet Aur	1.9000	10200.	73	20432	No
164	GOM_NL__2PRFIN20060126_115824_000000362044_00338_20432_7903.N1	26-JAN-2006 11:58:24	Bright	35.500	49	1Alp UMi	1.9900	6300.0	71	20432	No
165	GOM_NL__2PRFIN20060126_120923_000000372044_00338_20432_7904.N1	26-JAN-2006 12:09:23	Bright	36.500	130	23Bet Dra	2.7990	5800.0	73	20432	No
166	GOM_NL__2PRFIN20060126_121250_000000352044_00338_20432_7905.N1	26-JAN-2006 12:12:50	Bright	34.500	5	3Alp Lyr	0.033000	11000.	69	20432	No
167	GOM_NL__2PRFIN20060126_122053_000000362044_00338_20432_7906.N1	26-JAN-2006 12:20:53	Bright	36.000	59	55Alp Oph	2.0800	8900.0	72	20432	No
168	GOM_NL__2PRFIN20060126_122300_000000352044_00338_20432_7907.N1	26-JAN-2006 12:23:00	Bright	34.500	126	60Bet Oph	2.7700	4250.0	69	20432	No
169	GOM_NL__2PRFIN20060126_122916_000000442044_00338_20432_7908.N1	26-JAN-2006 12:29:16	Twilight	44.000	86	35Eta Oph	2.4300	10200.	88	20432	No
170	GOM_NL__2PRFIN20060126_123319_000000012044_00338_20432_7909.N1	26-JAN-2006 12:33:19	Dark	1.0000	16	21Alp Sco	1.0200	3000.0	2	20432	Yes
171	GOM_NL__2PRFIN20060126_123431_000000402044_00338_20432_7910.N1	26-JAN-2006 12:34:31	Twilight	39.500	25	35Lam Sco	1.6200	28000.	79	20432	No
172	GOM_NL__2PRFIN20060126_123603_000000382044_00338_20432_7911.N1	26-JAN-2006 12:36:03	Dark	37.500	40	The Sco	1.8590	7100.0	75	20432	No
173	GOM_NL__2PRFIN20060126_123757_000000372044_00338_20432_7912.N1	26-JAN-2006 12:37:57	Dark	36.500	147	Alp Ara	2.8770	26000.	73	20432	No
174	GOM_NL__2PRFIN20060126_123932_000000432044_00338_20432_7913.N1	26-JAN-2006 12:39:32	Dark	42.500	141	Bet Ara	2.8400	4600.0	85	20432	No
175	GOM_NL__2PRFIN20060126_124257_000000382044_00339_20433_7887.N1	26-JAN-2006 12:42:57	Dark	38.000	134	Bet TrA	2.8100	6600.0	76	20433	No
176	GOM_NL__2PRFIN20060126_124426_000000412044_00339_20433_7888.N1	26-JAN-2006 12:44:26	Dark	40.500	4	Alp1Cen	-0.010000	5800.0	81	20433	No
177	GOM_NL__2PRFIN20060126_124901_000000422044_00339_20433_7889.N1	26-JAN-2006 12:49:01	Dark	41.500	12	Alp1Cru	0.77500	30000.	83	20433	No
178	GOM_NL__2PRFIN20060126_125256_000000372044_00339_20433_7890.N1	26-JAN-2006 12:52:56	Dark	37.000	29	Bet Car	1.6720	10200.	74	20433	No
179	GOM_NL__2PRFIN20060126_125510_000000372044_00339_20433_7891.N1	26-JAN-2006 12:55:10	Dark	37.000	71	lot Car	2.2460	7700.0	74	20433	No
180	GOM_NL__2PRFIN20060126_125657_000000382044_00339_20433_7892.N1	26-JAN-2006 12:56:57	Dark	38.000	46	Del Vel	1.9540	10600.	76	20433	No
181	GOM_NL__2PRFIN20060126_125933_000000402044_00339_20433_7893.N1	26-JAN-2006 12:59:33	Dark	39.500	34	Gam2Vel	1.7930	23000.	79	20433	No
182	GOM_NL__2PRFIN20060126_130139_000000392044_00339_20433_7894.N1	26-JAN-2006 13:01:39	Straylight	39.000	70	Zet Pup	2.2460	39000.	78	20433	No
183	GOM_NL__2PRFIN20060126_130306_000000382044_00339_20433_7895.N1	26-JAN-2006 13:03:06	Straylight	37.500	117	Pi Pup	2.7060	3800.0	75	20433	No
184	GOM_NL__2PRFIN20060126_130534_000000422044_00339_20433_7896.N1	26-JAN-2006 13:05:34	Straylight	41.500	23	21Eps CMa	1.5020	26000.	83	20433	No
185	GOM_NL__2PRFIN20060126_130656_000000382044_00339_20433_7897.N1	26-JAN-2006 13:06:56	Straylight	38.000	179	24Omi2CMa	3.0320	24000.	76	20433	No
186	GOM_NL__2PRFIN20060126_130906_000000492044_00339_20433_7898.N1	26-JAN-2006 13:09:06	Straylight	49.000	1	9Alp CMa	-1.4400	11000.	98	20433	No
187	GOM_NL__2PRFIN20060126_131619_000000522044_00339_20433_7899.N1	26-JAN-2006 13:16:19	Bright	51.500	14	58Alp Ori	0.87000	3000.0	103	20433	No
188	GOM_NL__2PRFIN20060126_131823_000000372044_00339_20433_7900.N1	26-JAN-2006 13:18:23	Bright	36.500	44	24Gam Gem	1.9280	11000.	73	20433	No
189	GOM_NL__2PRFIN20060126_132011_000000382044_00339_20433_7901.N1	26-JAN-2006 13:20:11	Bright	37.500	151	13Mu Gem	2.8900	3000.0	75	20433	No
190	GOM_NL__2PRFIN20060126_132425_000000352044_00339_20433_7902.N1	26-JAN-2006 13:24:25	Bright	34.500	107	37The Aur	2.6490	11000.	69	20433	No
191	GOM_NL__2PRFIN20060126_132633_000000342044_00339_20433_7903.N1	26-JAN-2006 13:26:33	Bright	34.000	42	34Bet Aur	1.9000	10200.	68	20433	No
192	GOM_NL__2PRFIN20060126_133900_000000332044_00339_20433_7904.N1	26-JAN-2006 13:39:00	Bright	32.500	49	1Alp UMi	1.9900	6300.0	65	20433	No
193	GOM_NL__2PRFIN20060126_134959_000000372044_00339_20433_7905.N1	26-JAN-2006 13:49:59	Bright	37.000	130	23Bet Dra	2.7990	5800.0	74	20433	No
194	GOM_NL__2PRFIN20060126_135326_000000342044_00339_20433_7906.N1	26-JAN-2006 13:53:26	Bright	34.000	5	3Alp Lyr	0.033000	11000.	68	20433	No
195	GOM_NL__2PRFIN20060126_140129_000000362044_00339_20433_7907.N1	26-JAN-2006 14:01:29	Bright	35.500	59	55Alp Oph	2.0800	8900.0	71	20433	No
196	GOM_NL__2PRFIN20060126_140336_000000362044_00339_20433_7908.N1	26-JAN-2006 14:03:36	Bright	35.500	126	60Bet Oph	2.7700	4250.0	71	20433	No
197	GOM_NL__2PRFIN20060126_140952_000000432044_00339_20433_7909.N1	26-JAN-2006 14:09:52	Twilight	43.000	86	35Eta Oph	2.4300	10200.	86	20433	No
198	GOM_NL__2PRFIN20060126_141356_000000012044_00339_20433_7910.N1	26-JAN-2006 14:13:56	Dark	1.0000	16	21Alp Sco	1.0200	3000.0	2	20433	Yes
199	GOM_NL__2PRFIN20060126_141507_000000422044_00339_20433_7911.N1	26-JAN-2006 14:15:07	Twilight	42.000	25	35Lam Sco	1.6200	28000.	84	20433	No
200	GOM_NL__2PRFIN20060126_141639_000000422044_00339_20433_7912.N1	26-JAN-2006 14:16:39	Dark	41.500	40	The Sco	1.8590	7100.0	83	20433	No
201	GOM_NL__2PRFIN20060126_141833_000000362044_00339_20433_7913.N1	26-JAN-2006 14:18:33	Dark	35.500	147	Alp Ara	2.8770	26000.	71	20433	No
202	GOM_NL__2PRFIN20060126_142008_000000452044_00339_20433_7914.N1	26-JAN-2006 14:20:08	Dark	45.000	141	Bet Ara	2.8400	4600.0	90	20433	No
203	GOM_NL__2PRFIN20060126_142333_000000372044_00340_20434_7887.N1	26-JAN-2006 14:23:33	Dark	37.000	134	Bet TrA	2.8100	6600.0	74	20434	No
204	GOM_NL__2PRFIN20060126_142503_000000412044_00340_20434_7888.N1	26-JAN-2006 14:25:03	Dark	40.500	4	Alp1Cen	-0.010000	5800.0	81	20434	No
205	GOM_NL__2PRFIN20060126_142937_000000402044_00340_20434_7889.N1	26-JAN-2006 14:29:37	Dark	40.000	12	Alp1Cru	0.77500	30000.	80	20434	No
206	GOM_NL__2PRFIN20060126_143332_000000382044_00340_20434_7890.N1	26-JAN-2006 14:33:32	Dark	38.000	29	Bet Car	1.6720	10200.	76	20434	No
207	GOM_NL__2PRFIN20060126_143546_000000382044_00340_20434_7891.N1	26-JAN-2006 14:35:46	Dark	37.500	71	lot Car	2.2460	7700.0	75	20434	No
208	GOM_NL__2PRFIN20060126_143734_000000382044_00340_20434_7892.N1	26-JAN-2006 14:37:34	Dark	38.000	46	Del Vel	1.9540	10600.	76	20434	No
209	GOM_NL__2PRFIN20060126_144009_000000442044_00340_20434_7893.N1	26-JAN-2006 14:40:09	Dark	43.500	34	Gam2Vel	1.7930	23000.	87	20434	No
210	GOM_NL__2PRFIN20060126_144215_000000382044_00340_20434_7894.N1	26-JAN-2006 14:42:15	Straylight	38.000	70	Zet Pup	2.2460	39000.	76	20434	No
211	GOM_NL__2PRFIN20060126_144342_000000412044_00340_20434_7895.N1	26-JAN-2006 14:43:42	Straylight	41.000	117	Pi Pup	2.7060	3800.0	82	20434	No
212	GOM_NL__2PRFIN20060126_144610_000000412044_00340_20434_7896.N1	26-JAN-2006 14:46:10	Straylight	40.500	23	21Eps CMa	1.5020	26000.	81	20434	No
213	GOM_NL__2PRFIN20060126_144733_000000382044_00340_20434_7897.N1	26-JAN-2006 14:47:33	Straylight	37.500	179	24Omi2CMa	3.0320	24000.	75	20434	No
214	GOM_NL__2PRFIN20060126_144942_000000442044_00340_20434_7898.N1	26-JAN-2006 14:49:42	Straylight	43.500	1	9Alp CMa	-1.4400	11000.	87	20434	No
215	GOM_NL__2PRFIN20060126_145656_000000512044_00340_20434_7899.N1	26-JAN-2006 14:56:56	Bright	50.500	14	58Alp Ori	0.87000	3000.0	101	20434	No
216	GOM_NL__2PRFIN20060126_145859_000000372044_00340_20434_7900.N1	26-JAN-2006 14:58:59	Bright	36.500	44	24Gam Gem	1.9280	11000.	73	20434	No
217	GOM_NL__2PRFIN20060126_150047_000000382044_00340_20434_7901.N1	26-JAN-2006 15:00:47	Bright	38.000	151	13Mu Gem	2.8900	3000.0	76	20434	No
218	GOM_NL__2PRFIN20060126_150502_000000362044_00340_20434_7902.N1	26-JAN-2006 15:05:02	Bright	35.500	107	37The Aur	2.6490	11000.	71	20434	No
219	GOM_NL__2PRFIN20060126_150709_000000362044_00340_20434_7903.N1	26-JAN-2006 15:07:09	Bright	36.000	42	34Bet Aur	1.9000	10200.	72	20434	No

220	GOM_NL__2PRFIN20060126_151936_000000362044_00340_20434_7904.N1	26-JAN-2006 15:19:36	Bright	35.500	49	1Alp UMi	1.9900	6300.0	71	20434	No
221	GOM_NL__2PRFIN20060126_153035_000000372044_00340_20434_7905.N1	26-JAN-2006 15:30:35	Bright	37.000	130	23Bet Dra	2.7990	5800.0	74	20434	No
222	GOM_NL__2PRFIN20060126_153402_000000342044_00340_20434_7906.N1	26-JAN-2006 15:34:02	Bright	33.500	5	3Alp Lyr	0.033000	11000.	67	20434	No
223	GOM_NL__2PRFIN20060126_154206_000000352044_00340_20434_7907.N1	26-JAN-2006 15:42:06	Bright	34.500	59	55Alp Oph	2.0800	8900.0	69	20434	No
224	GOM_NL__2PRFIN20060126_154413_000000352044_00340_20434_7908.N1	26-JAN-2006 15:44:13	Bright	35.000	126	60Bet Oph	2.7700	4250.0	70	20434	No
225	GOM_NL__2PRFIN20060126_155029_000000432044_00340_20434_7909.N1	26-JAN-2006 15:50:29	Twilight	42.500	86	35Eta Oph	2.4300	10200.	85	20434	No
226	GOM_NL__2PRFIN20060126_155544_000000392044_00340_20434_7910.N1	26-JAN-2006 15:55:44	Twilight	38.500	25	35Lam Sco	1.6200	28000.	77	20434	No
227	GOM_NL__2PRFIN20060126_155715_000000432044_00340_20434_7911.N1	26-JAN-2006 15:57:15	Dark	42.500	40	The Sco	1.8590	7100.0	85	20434	No
228	GOM_NL__2PRFIN20060126_155910_000000352044_00340_20434_7912.N1	26-JAN-2006 15:59:10	Dark	35.000	147	Alp Ara	2.8770	26000.	70	20434	No
229	GOM_NL__2PRFIN20060126_160044_000000462044_00340_20434_7913.N1	26-JAN-2006 16:00:44	Dark	45.500	141	Bet Ara	2.8400	4600.0	91	20434	No
230	GOM_NL__2PRFIN20060126_160409_000000372044_00341_20435_7887.N1	26-JAN-2006 16:04:09	Dark	37.000	134	Bet TrA	2.8100	6600.0	74	20435	No
231	GOM_NL__2PRFIN20060126_160539_000000432044_00341_20435_7888.N1	26-JAN-2006 16:05:39	Dark	42.500	4	Alp1Cen	-0.010000	5800.0	85	20435	No
232	GOM_NL__2PRFIN20060126_161014_000000412044_00341_20435_7889.N1	26-JAN-2006 16:10:14	Dark	40.500	12	Alp1Cru	0.77500	30000.	81	20435	No
233	GOM_NL__2PRFIN20060126_161408_000000372044_00341_20435_7890.N1	26-JAN-2006 16:14:08	Dark	37.000	29	Bet Car	1.6720	10200.	74	20435	No
234	GOM_NL__2PRFIN20060126_161622_000000382044_00341_20435_7891.N1	26-JAN-2006 16:16:22	Dark	37.500	71	lot Car	2.2460	7700.0	75	20435	No
235	GOM_NL__2PRFIN20060126_161810_000000412044_00341_20435_7892.N1	26-JAN-2006 16:18:10	Dark	40.500	46	Del Vel	1.9540	10600.	81	20435	No
236	GOM_NL__2PRFIN20060126_162045_000000392044_00341_20435_7893.N1	26-JAN-2006 16:20:45	Dark	38.500	34	Gam2Vel	1.7930	23000.	77	20435	No
237	GOM_NL__2PRFIN20060126_162251_000000402044_00341_20435_7894.N1	26-JAN-2006 16:22:51	Straylight	40.000	70	Zet Pup	2.2460	39000.	80	20435	No
238	GOM_NL__2PRFIN20060126_162418_000000442044_00341_20435_7895.N1	26-JAN-2006 16:24:18	Straylight	43.500	117	Pi Pup	2.7060	3800.0	87	20435	No
239	GOM_NL__2PRFIN20060126_162646_000000422044_00341_20435_7896.N1	26-JAN-2006 16:26:46	Straylight	41.500	23	21Eps CMa	1.5020	26000.	83	20435	No
240	GOM_NL__2PRFIN20060126_162809_000000362044_00341_20435_7897.N1	26-JAN-2006 16:28:09	Straylight	35.500	179	24Omi2CMa	3.0320	24000.	71	20435	No
241	GOM_NL__2PRFIN20060126_163018_000000432044_00341_20435_7898.N1	26-JAN-2006 16:30:18	Straylight	42.500	1	9Alp CMa	-1.4400	11000.	85	20435	No
242	GOM_NL__2PRFIN20060126_163732_000000522044_00341_20435_7899.N1	26-JAN-2006 16:37:32	Bright	52.000	14	58Alp Ori	0.87000	3000.0	104	20435	No
243	GOM_NL__2PRFIN20060126_163935_000000512044_00341_20435_7900.N1	26-JAN-2006 16:39:35	Bright	50.500	44	24Gam Gem	1.9280	11000.	101	20435	No
244	GOM_NL__2PRFIN20060126_164123_000000372044_00341_20435_7901.N1	26-JAN-2006 16:41:23	Bright	37.000	151	13Mu Gem	2.8900	3000.0	74	20435	No
245	GOM_NL__2PRFIN20060126_164538_000000352044_00341_20435_7902.N1	26-JAN-2006 16:45:38	Bright	35.000	107	37The Aur	2.6490	11000.	70	20435	No
246	GOM_NL__2PRFIN20060126_164745_000000362044_00341_20435_7903.N1	26-JAN-2006 16:47:45	Bright	35.500	42	34Bet Aur	1.9000	10200.	71	20435	No
247	GOM_NL__2PRFIN20060126_170012_000000372044_00341_20435_7904.N1	26-JAN-2006 17:00:12	Bright	36.500	49	1Alp UMi	1.9900	6300.0	73	20435	No
248	GOM_NL__2PRFIN20060126_171111_000000382044_00341_20435_7905.N1	26-JAN-2006 17:11:11	Bright	37.500	130	23Bet Dra	2.7990	5800.0	75	20435	No
249	GOM_NL__2PRFIN20060126_171439_000000342044_00341_20435_7906.N1	26-JAN-2006 17:14:39	Bright	33.500	5	3Alp Lyr	0.033000	11000.	67	20435	No
250	GOM_NL__2PRFIN20060126_172242_000000362044_00341_20435_7907.N1	26-JAN-2006 17:22:42	Bright	36.000	59	55Alp Oph	2.0800	8900.0	72	20435	No
251	GOM_NL__2PRFIN20060126_172449_000000362044_00341_20435_7908.N1	26-JAN-2006 17:24:49	Bright	35.500	126	60Bet Oph	2.7700	4250.0	71	20435	No
252	GOM_NL__2PRFIN20060126_173105_000000412044_00341_20435_7909.N1	26-JAN-2006 17:31:05	Twilight	40.500	86	35Eta Oph	2.4300	10200.	81	20435	No
253	GOM_NL__2PRFIN20060126_173620_000000422044_00341_20435_7910.N1	26-JAN-2006 17:36:20	Twilight	42.000	25	35Lam Sco	1.6200	28000.	84	20435	No
254	GOM_NL__2PRFIN20060126_173751_000000432044_00341_20435_7911.N1	26-JAN-2006 17:37:51	Dark	42.500	40	The Sco	1.8590	7100.0	85	20435	No
255	GOM_NL__2PRFIN20060126_173946_000000352044_00341_20435_7912.N1	26-JAN-2006 17:39:46	Dark	35.000	147	Alp Ara	2.8770	26000.	70	20435	No
256	GOM_NL__2PRFIN20060126_174121_000000452044_00341_20435_7913.N1	26-JAN-2006 17:41:21	Dark	45.000	141	Bet Ara	2.8400	4600.0	90	20435	No
257	GOM_NL__2PRFIN20060126_174446_000000372044_00342_20436_7887.N1	26-JAN-2006 17:44:46	Dark	36.500	134	Bet TrA	2.8100	6600.0	73	20436	No
258	GOM_NL__2PRFIN20060126_174616_000000412044_00342_20436_7888.N1	26-JAN-2006 17:46:16	Dark	40.500	4	Alp1Cen	-0.010000	5800.0	81	20436	No
259	GOM_NL__2PRFIN20060126_175051_000000502044_00342_20436_7889.N1	26-JAN-2006 17:50:51	Dark	50.000	12	Alp1Cru	0.77500	30000.	100	20436	No
260	GOM_NL__2PRFIN20060126_175445_000000362044_00342_20436_7890.N1	26-JAN-2006 17:54:45	Dark	35.500	29	Bet Car	1.6720	10200.	71	20436	No
261	GOM_NL__2PRFIN20060126_175659_000000402044_00342_20436_7891.N1	26-JAN-2006 17:56:59	Dark	40.000	71	lot Car	2.2460	7700.0	80	20436	No
262	GOM_NL__2PRFIN20060126_175846_000000412044_00342_20436_7892.N1	26-JAN-2006 17:58:46	Dark	40.500	46	Del Vel	1.9540	10600.	81	20436	No
263	GOM_NL__2PRFIN20060126_180121_000000392044_00342_20436_7893.N1	26-JAN-2006 18:01:21	Dark	38.500	34	Gam2Vel	1.7930	23000.	77	20436	No
264	GOM_NL__2PRFIN20060126_180327_000000422044_00342_20436_7894.N1	26-JAN-2006 18:03:27	Straylight	41.500	70	Zet Pup	2.2460	39000.	83	20436	No
265	GOM_NL__2PRFIN20060126_180455_000000422044_00342_20436_7895.N1	26-JAN-2006 18:04:55	Straylight	41.500	117	Pi Pup	2.7060	3800.0	83	20436	No
266	GOM_NL__2PRFIN20060126_180722_000000442044_00342_20436_7896.N1	26-JAN-2006 18:07:22	Straylight	43.500	23	21Eps CMa	1.5020	26000.	87	20436	No
267	GOM_NL__2PRFIN20060126_180845_000000382044_00342_20436_7897.N1	26-JAN-2006 18:08:45	Straylight	37.500	179	24Omi2CMa	3.0320	24000.	75	20436	No
268	GOM_NL__2PRFIN20060126_181054_000000462044_00342_20436_7898.N1	26-JAN-2006 18:10:54	Straylight	46.000	1	9Alp CMa	-1.4400	11000.	92	20436	No
269	GOM_NL__2PRFIN20060126_181808_000000522044_00342_20436_7899.N1	26-JAN-2006 18:18:08	Bright	51.500	14	58Alp Ori	0.87000	3000.0	103	20436	No
270	GOM_NL__2PRFIN20060126_182012_000000382044_00342_20436_7900.N1	26-JAN-2006 18:20:12	Bright	37.500	44	24Gam Gem	1.9280	11000.	75	20436	No
271	GOM_NL__2PRFIN20060126_182159_000000382044_00342_20436_7901.N1	26-JAN-2006 18:21:59	Bright	38.000	151	13Mu Gem	2.8900	3000.0	76	20436	No
272	GOM_NL__2PRFIN20060126_182614_000000352044_00342_20436_7902.N1	26-JAN-2006 18:26:14	Bright	35.000	107	37The Aur	2.6490	11000.	70	20436	No
273	GOM_NL__2PRFIN20060126_182821_000000362044_00342_20436_7903.N1	26-JAN-2006 18:28:21	Bright	35.500	42	34Bet Aur	1.9000	10200.	71	20436	No
274	GOM_NL__2PRFIN20060126_184048_000000352044_00342_20436_7904.N1	26-JAN-2006 18:40:48	Bright	35.000	49	1Alp UMi	1.9900	6300.0	70	20436	No
275	GOM_NL__2PRFIN20060126_185147_000000352044_00342_20436_7905.N1	26-JAN-2006 18:51:47	Bright	35.000	130	23Bet Dra	2.7990	5800.0	70	20436	No
276	GOM_NL__2PRFIN20060126_185515_000000342044_00342_20436_7906.N1	26-JAN-2006 18:55:15	Bright	33.500	5	3Alp Lyr	0.033000	11000.	67	20436	No
277	GOM_NL__2PRFIN20060126_190318_000000372044_00342_20436_7907.N1	26-JAN-2006 19:03:18	Bright	36.500	59	55Alp Oph	2.0800	8900.0	73	20436	No
278	GOM_NL__2PRFIN20060126_190525_000000362044_00342_20436_7908.N1	26-JAN-2006 19:05:25	Bright	35.500	126	60Bet Oph	2.7700	4250.0	71	20436	No

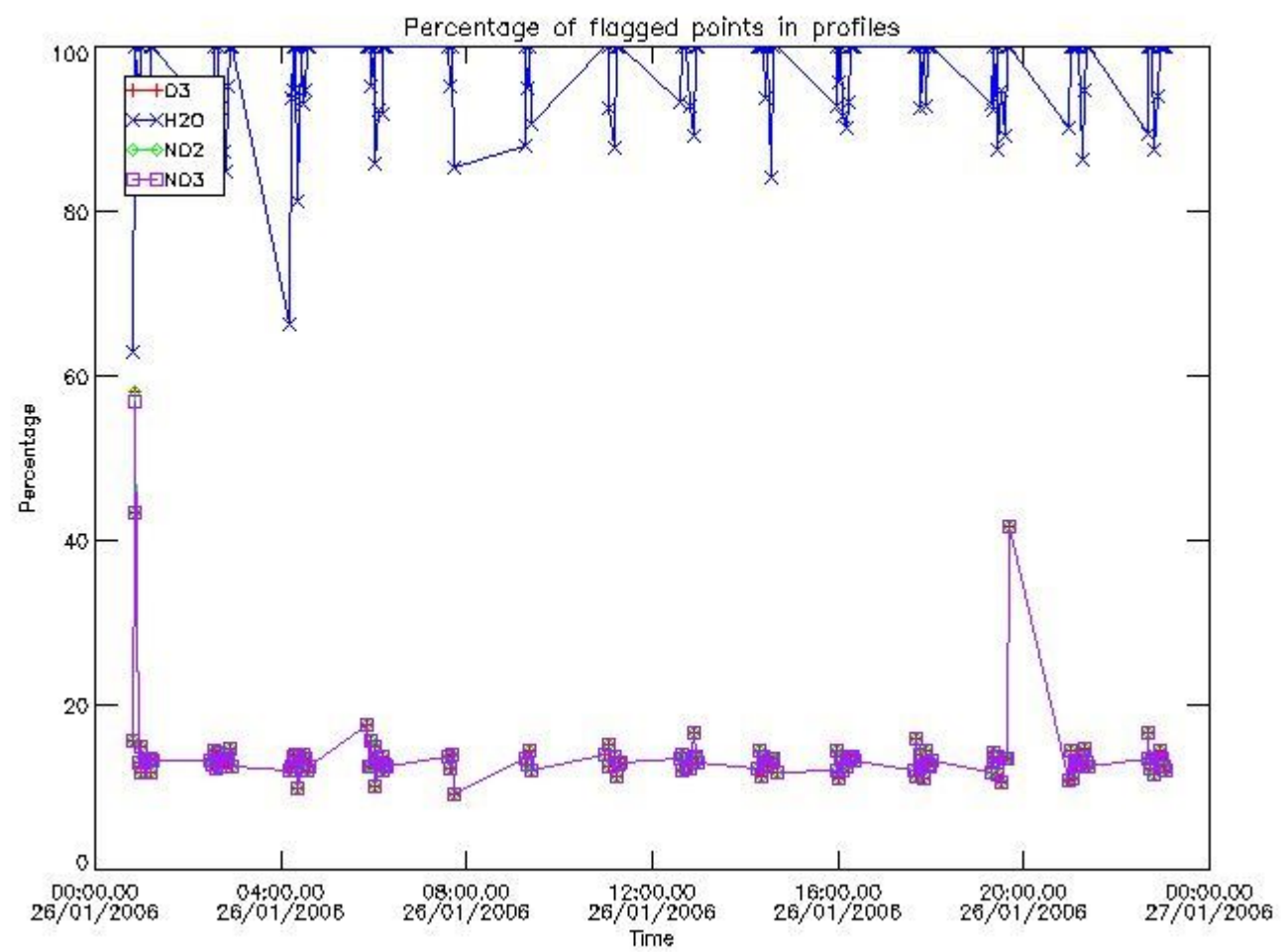
279	GOM_NL__2PRFIN20060126_191141_000000432044_00342_20436_7909.N1	26-JAN-2006 19:11:41	Twilight	42.500	86	35Eta Oph	2.4300	10200.	85	20436	No
280	GOM_NL__2PRFIN20060126_191656_000000432044_00342_20436_7910.N1	26-JAN-2006 19:16:56	Twilight	43.000	25	35Lam Sco	1.6200	28000.	86	20436	No
281	GOM_NL__2PRFIN20060126_191827_000000442044_00342_20436_7911.N1	26-JAN-2006 19:18:27	Dark	43.500	40	The Sco	1.8590	7100.0	87	20436	No
282	GOM_NL__2PRFIN20060126_192022_000000362044_00342_20436_7912.N1	26-JAN-2006 19:20:22	Dark	36.000	147	Alp Ara	2.8770	26000.	72	20436	No
283	GOM_NL__2PRFIN20060126_192157_000000392044_00342_20436_7913.N1	26-JAN-2006 19:21:57	Dark	39.000	141	Bet Ara	2.8400	4600.0	78	20436	No
284	GOM_NL__2PRFIN20060126_192522_000000372044_00343_20437_7887.N1	26-JAN-2006 19:25:22	Dark	37.000	134	Bet TrA	2.8100	6600.0	74	20437	No
285	GOM_NL__2PRFIN20060126_192652_000000442044_00343_20437_7888.N1	26-JAN-2006 19:26:52	Dark	44.000	4	Alp1Cen	-0.010000	5800.0	88	20437	No
286	GOM_NL__2PRFIN20060126_193127_000000492044_00343_20437_7889.N1	26-JAN-2006 19:31:27	Dark	48.500	12	Alp1Cru	0.77500	30000.	97	20437	No
287	GOM_NL__2PRFIN20060126_193521_000000382044_00343_20437_7890.N1	26-JAN-2006 19:35:21	Dark	37.500	29	Bet Car	1.6720	10200.	75	20437	No
288	GOM_NL__2PRFIN20060126_193735_000000382044_00343_20437_7891.N1	26-JAN-2006 19:37:35	Dark	37.500	71	lot Car	2.2460	7700.0	75	20437	No
289	GOM_NL__2PRFIN20060126_193923_000000382044_00343_20437_7892.N1	26-JAN-2006 19:39:23	Dark	38.000	46	Del Vel	1.9540	10600.	76	20437	No
290	GOM_NL__2PRFIN20060126_194157_000000122044_00343_20437_7893.N1	26-JAN-2006 19:41:57	Dark	12.000	34	Gam2Vel	1.7930	23000.	24	20437	No
291	GOM_NL__2PRFIN20060126_194404_000000392044_00343_20437_7894.N1	26-JAN-2006 19:44:04	Dark	39.000	70	Zet Pup	2.2460	39000.	78	20437	Yes
292	GOM_NL__2PRFIN20060126_194531_000000432044_00343_20437_7895.N1	26-JAN-2006 19:45:31	Straylight	42.500	117	Pi Pup	2.7060	3800.0	85	20437	No
293	GOM_NL__2PRFIN20060126_194758_000000402044_00343_20437_7896.N1	26-JAN-2006 19:47:58	Straylight	39.500	23	21Eps CMa	1.5020	26000.	79	20437	No
294	GOM_NL__2PRFIN20060126_194921_000000382044_00343_20437_7897.N1	26-JAN-2006 19:49:21	Straylight	38.000	179	24Omi2CMa	3.0320	24000.	76	20437	No
295	GOM_NL__2PRFIN20060126_195130_000000432044_00343_20437_7898.N1	26-JAN-2006 19:51:30	Straylight	43.000	1	9Alp CMa	-1.4400	11000.	86	20437	No
296	GOM_NL__2PRFIN20060126_195844_000000512044_00343_20437_7899.N1	26-JAN-2006 19:58:44	Bright	50.500	14	58Alp Ori	0.87000	3000.0	101	20437	No
297	GOM_NL__2PRFIN20060126_200048_000000382044_00343_20437_7900.N1	26-JAN-2006 20:00:48	Bright	38.000	44	24Gam Gem	1.9280	11000.	76	20437	No
298	GOM_NL__2PRFIN20060126_200235_000000402044_00343_20437_7901.N1	26-JAN-2006 20:02:35	Bright	39.500	151	13Mu Gem	2.8900	3000.0	79	20437	No
299	GOM_NL__2PRFIN20060126_200650_000000352044_00343_20437_7902.N1	26-JAN-2006 20:06:50	Bright	35.000	107	37The Aur	2.6490	11000.	70	20437	No
300	GOM_NL__2PRFIN20060126_200857_000000352044_00343_20437_7903.N1	26-JAN-2006 20:08:57	Bright	34.500	42	34Bet Aur	1.9000	10200.	69	20437	No
301	GOM_NL__2PRFIN20060126_202124_000000352044_00343_20437_7904.N1	26-JAN-2006 20:21:24	Bright	34.500	49	1Alp UMi	1.9900	6300.0	69	20437	No
302	GOM_NL__2PRFIN20060126_203223_000000362044_00343_20437_7905.N1	26-JAN-2006 20:32:23	Bright	35.500	130	23Bet Dra	2.7990	5800.0	71	20437	No
303	GOM_NL__2PRFIN20060126_203551_000000332044_00343_20437_7906.N1	26-JAN-2006 20:35:51	Bright	33.000	5	3Alp Lyr	0.033000	11000.	66	20437	No
304	GOM_NL__2PRFIN20060126_204354_000000352044_00343_20437_7907.N1	26-JAN-2006 20:43:54	Bright	35.000	59	55Alp Oph	2.0800	8900.0	70	20437	No
305	GOM_NL__2PRFIN20060126_204601_000000352044_00343_20437_7908.N1	26-JAN-2006 20:46:01	Bright	35.000	126	60Bet Oph	2.7700	4250.0	70	20437	No
306	GOM_NL__2PRFIN20060126_205218_000000422044_00343_20437_7909.N1	26-JAN-2006 20:52:18	Twilight	42.000	86	35Eta Oph	2.4300	10200.	84	20437	No
307	GOM_NL__2PRFIN20060126_205732_000000392044_00343_20437_7910.N1	26-JAN-2006 20:57:32	Twilight	38.500	25	35Lam Sco	1.6200	28000.	77	20437	No
308	GOM_NL__2PRFIN20060126_205904_000000472044_00343_20437_7911.N1	26-JAN-2006 20:59:04	Dark	46.500	40	The Sco	1.8590	7100.0	93	20437	No
309	GOM_NL__2PRFIN20060126_210058_000000362044_00343_20437_7912.N1	26-JAN-2006 21:00:58	Dark	35.500	147	Alp Ara	2.8770	26000.	71	20437	No
310	GOM_NL__2PRFIN20060126_210233_000000462044_00343_20437_7913.N1	26-JAN-2006 21:02:33	Dark	46.000	141	Bet Ara	2.8400	4600.0	92	20437	No
311	GOM_NL__2PRFIN20060126_210558_000000392044_00344_20438_7887.N1	26-JAN-2006 21:05:58	Dark	38.500	134	Bet TrA	2.8100	6600.0	77	20438	No
312	GOM_NL__2PRFIN20060126_210729_000000402044_00344_20438_7888.N1	26-JAN-2006 21:07:29	Dark	40.000	4	Alp1Cen	-0.010000	5800.0	80	20438	No
313	GOM_NL__2PRFIN20060126_211203_000000412044_00344_20438_7889.N1	26-JAN-2006 21:12:03	Dark	41.000	12	Alp1Cru	0.77500	30000.	82	20438	No
314	GOM_NL__2PRFIN20060126_211557_000000372044_00344_20438_7890.N1	26-JAN-2006 21:15:57	Dark	37.000	29	Bet Car	1.6720	10200.	74	20438	No
315	GOM_NL__2PRFIN20060126_211811_000000382044_00344_20438_7891.N1	26-JAN-2006 21:18:11	Dark	38.000	71	lot Car	2.2460	7700.0	76	20438	No
316	GOM_NL__2PRFIN20060126_211959_000000402044_00344_20438_7892.N1	26-JAN-2006 21:19:59	Dark	39.500	46	Del Vel	1.9540	10600.	79	20438	No
317	GOM_NL__2PRFIN20060126_212234_000000412044_00344_20438_7893.N1	26-JAN-2006 21:22:34	Dark	40.500	34	Gam2Vel	1.7930	23000.	81	20438	No
318	GOM_NL__2PRFIN20060126_212440_000000432044_00344_20438_7894.N1	26-JAN-2006 21:24:40	Straylight	42.500	70	Zet Pup	2.2460	39000.	85	20438	No
319	GOM_NL__2PRFIN20060126_212607_000000412044_00344_20438_7895.N1	26-JAN-2006 21:26:07	Straylight	41.000	117	Pi Pup	2.7060	3800.0	82	20438	No
320	GOM_NL__2PRFIN20060126_212834_000000402044_00344_20438_7896.N1	26-JAN-2006 21:28:34	Straylight	39.500	23	21Eps CMa	1.5020	26000.	79	20438	No
321	GOM_NL__2PRFIN20060126_212957_000000372044_00344_20438_7897.N1	26-JAN-2006 21:29:57	Straylight	36.500	179	24Omi2CMa	3.0320	24000.	73	20438	No
322	GOM_NL__2PRFIN20060126_213206_000000442044_00344_20438_7898.N1	26-JAN-2006 21:32:06	Straylight	44.000	1	9Alp CMa	-1.4400	11000.	88	20438	No
323	GOM_NL__2PRFIN20060126_213920_000000502044_00344_20438_7899.N1	26-JAN-2006 21:39:20	Bright	50.000	14	58Alp Ori	0.87000	3000.0	100	20438	No
324	GOM_NL__2PRFIN20060126_214124_000000382044_00344_20438_7900.N1	26-JAN-2006 21:41:24	Bright	37.500	44	24Gam Gem	1.9280	11000.	75	20438	No
325	GOM_NL__2PRFIN20060126_214311_000000382044_00344_20438_7901.N1	26-JAN-2006 21:43:11	Bright	38.000	151	13Mu Gem	2.8900	3000.0	76	20438	No
326	GOM_NL__2PRFIN20060126_214726_000000352044_00344_20438_7902.N1	26-JAN-2006 21:47:26	Bright	34.500	107	37The Aur	2.6490	11000.	69	20438	No
327	GOM_NL__2PRFIN20060126_214933_000000372044_00344_20438_7903.N1	26-JAN-2006 21:49:33	Bright	36.500	42	34Bet Aur	1.9000	10200.	73	20438	No
328	GOM_NL__2PRFIN20060126_220200_000000352044_00344_20438_7904.N1	26-JAN-2006 22:02:00	Bright	35.000	49	1Alp UMi	1.9900	6300.0	70	20438	No
329	GOM_NL__2PRFIN20060126_221259_000000372044_00344_20438_7905.N1	26-JAN-2006 22:12:59	Bright	36.500	130	23Bet Dra	2.7990	5800.0	73	20438	No
330	GOM_NL__2PRFIN20060126_221627_000000332044_00344_20438_7906.N1	26-JAN-2006 22:16:27	Bright	33.000	5	3Alp Lyr	0.033000	11000.	66	20438	No
331	GOM_NL__2PRFIN20060126_222430_000000362044_00344_20438_7907.N1	26-JAN-2006 22:24:30	Bright	36.000	59	55Alp Oph	2.0800	8900.0	72	20438	No
332	GOM_NL__2PRFIN20060126_222637_000000352044_00344_20438_7908.N1	26-JAN-2006 22:26:37	Bright	35.000	126	60Bet Oph	2.7700	4250.0	70	20438	No
333	GOM_NL__2PRFIN20060126_223254_000000412044_00344_20438_7909.N1	26-JAN-2006 22:32:54	Twilight	40.500	86	35Eta Oph	2.4300	10200.	81	20438	No
334	GOM_NL__2PRFIN20060126_223808_000000392044_00344_20438_7910.N1	26-JAN-2006 22:38:08	Twilight	38.500	25	35Lam Sco	1.6200	28000.	77	20438	No
335	GOM_NL__2PRFIN20060126_223940_000000382044_00344_20438_7911.N1	26-JAN-2006 22:39:40	Dark	38.000	40	The Sco	1.8590	7100.0	76	20438	No
336	GOM_NL__2PRFIN20060126_224134_000000372044_00344_20438_7912.N1	26-JAN-2006 22:41:34	Dark	37.000	147	Alp Ara	2.8770	26000.	74	20438	No
337	GOM_NL__2PRFIN20060126_224309_000000422044_00344_20438_7913.N1	26-JAN-2006 22:43:09	Dark	41.500	141	Bet Ara	2.8400	4600.0	83	20438	No

338	GOM_NL__2PRFIN20060126_224635_000000382044_00345_20439_7887.N1	26-JAN-2006 22:46:35	Dark	37.500	134	Bet TrA	2.8100	6600.0	75	20439	No
339	GOM_NL__2PRFIN20060126_224805_000000452044_00345_20439_7888.N1	26-JAN-2006 22:48:05	Dark	44.500	4	Alp1Cen	-0.010000	5800.0	89	20439	No
340	GOM_NL__2PRFIN20060126_225240_000000422044_00345_20439_7889.N1	26-JAN-2006 22:52:40	Dark	41.500	12	Alp1Cru	0.77500	30000.	83	20439	No
341	GOM_NL__2PRFIN20060126_225633_000000392044_00345_20439_7890.N1	26-JAN-2006 22:56:33	Dark	38.500	29	Bet Car	1.6720	10200.	77	20439	No
342	GOM_NL__2PRFIN20060126_225848_000000382044_00345_20439_7891.N1	26-JAN-2006 22:58:48	Dark	38.000	71	lot Car	2.2460	7700.0	76	20439	No
343	GOM_NL__2PRFIN20060126_230035_000000412044_00345_20439_7892.N1	26-JAN-2006 23:00:35	Dark	41.000	46	Del Vel	1.9540	10600.	82	20439	No
344	GOM_NL__2PRFIN20060126_230310_000000422044_00345_20439_7893.N1	26-JAN-2006 23:03:10	Dark	42.000	34	Gam2Vel	1.7930	23000.	84	20439	No
345	GOM_NL__2PRFIN20060126_230516_000000402044_00345_20439_7894.N1	26-JAN-2006 23:05:16	Straylight	40.000	70	Zet Pup	2.2460	39000.	80	20439	No
346	GOM_NL__2PRFIN20060126_230643_000000452044_00345_20439_7895.N1	26-JAN-2006 23:06:43	Straylight	44.500	117	Pi Pup	2.7060	3800.0	89	20439	No
347	GOM_NL__2PRFIN20060126_230910_000000392044_00345_20439_7896.N1	26-JAN-2006 23:09:10	Straylight	38.500	23	21Eps CMa	1.5020	26000.	77	20439	No
348	GOM_NL__2PRFIN20060126_231033_000000392044_00345_20439_7897.N1	26-JAN-2006 23:10:33	Straylight	39.000	179	24Omi2CMa	3.0320	24000.	78	20439	No
349	GOM_NL__2PRFIN20060126_231242_000000442044_00345_20439_7898.N1	26-JAN-2006 23:12:42	Straylight	44.000	1	9Alp CMa	-1.4400	11000.	88	20439	No
350	GOM_NL__2PRFIN20060126_231957_000000522044_00345_20439_7899.N1	26-JAN-2006 23:19:57	Bright	52.000	14	58Alp Ori	0.87000	3000.0	104	20439	No
351	GOM_NL__2PRFIN20060126_232200_000000372044_00345_20439_7900.N1	26-JAN-2006 23:22:00	Bright	37.000	44	24Gam Gem	1.9280	11000.	74	20439	No
352	GOM_NL__2PRFIN20060126_232347_000000392044_00345_20439_7901.N1	26-JAN-2006 23:23:47	Bright	38.500	151	13Mu Gem	2.8900	3000.0	77	20439	No
353	GOM_NL__2PRFIN20060126_232802_000000352044_00345_20439_7902.N1	26-JAN-2006 23:28:02	Bright	35.000	107	37The Aur	2.6490	11000.	70	20439	No
354	GOM_NL__2PRFIN20060126_233009_000000362044_00345_20439_7903.N1	26-JAN-2006 23:30:09	Bright	35.500	42	34Bet Aur	1.9000	10200.	71	20439	No
355	GOM_NL__2PRFIN20060126_234236_000000362044_00345_20439_7904.N1	26-JAN-2006 23:42:36	Bright	36.000	49	1Alp UMi	1.9900	6300.0	72	20439	No
356	GOM_NL__2PRFIN20060126_235335_000000382044_00345_20439_7905.N1	26-JAN-2006 23:53:35	Bright	37.500	130	23Bet Dra	2.7990	5800.0	75	20439	No
357	GOM_NL__2PRFIN20060126_235703_000000342044_00345_20439_7906.N1	26-JAN-2006 23:57:03	Bright	34.000	5	3Alp Lyr	0.033000	11000.	68	20439	No

3. Quality information per product

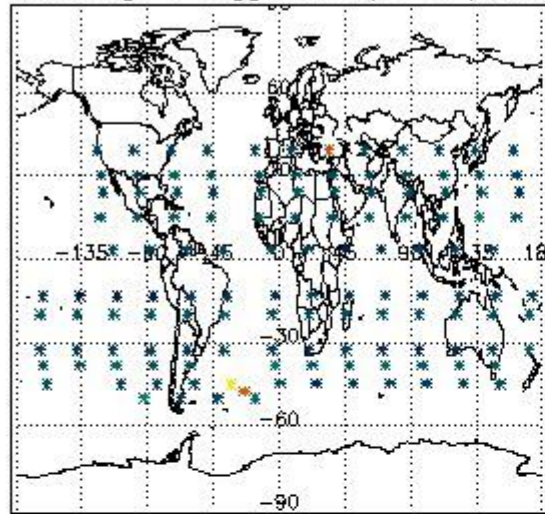
In this section it is plotted some information contained in the Quality Summary data set of the level 2 products. Only products in dark limb conditions and without errors (error flag in the MPH set to "0") are used.

3.1 Plot quality information per product (time dependant)

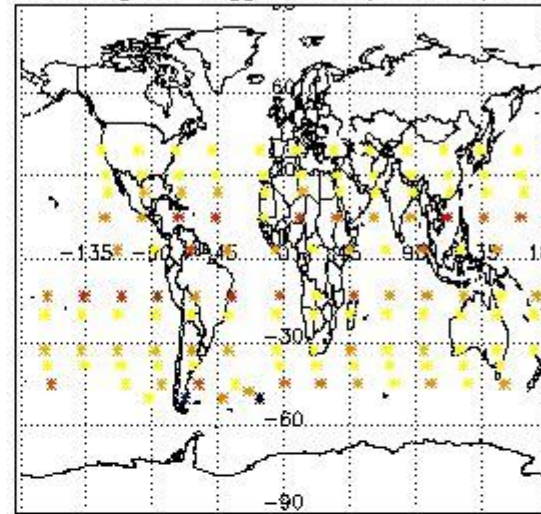


3.2 Plot quality information per product (world map)


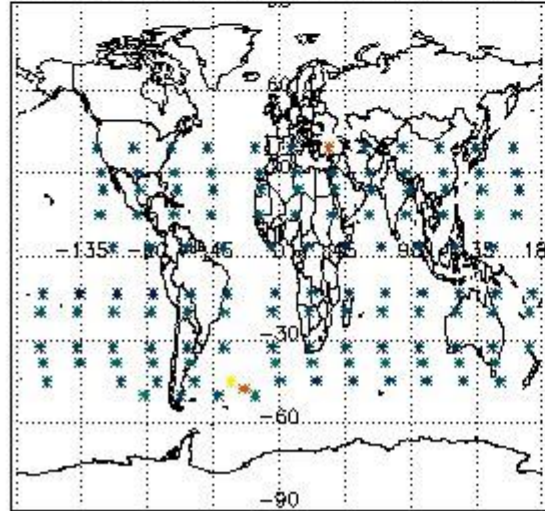
Percentage of flagged data per O3 profile



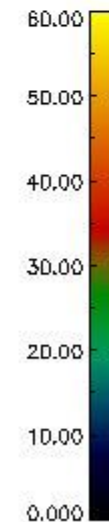
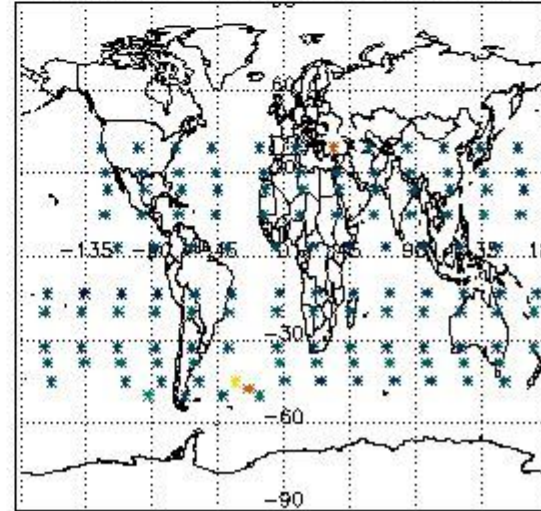
Percentage of flagged data per H2O profile



Percentage of flagged data per NO2 profile



Percentage of flagged data per NO3 profile

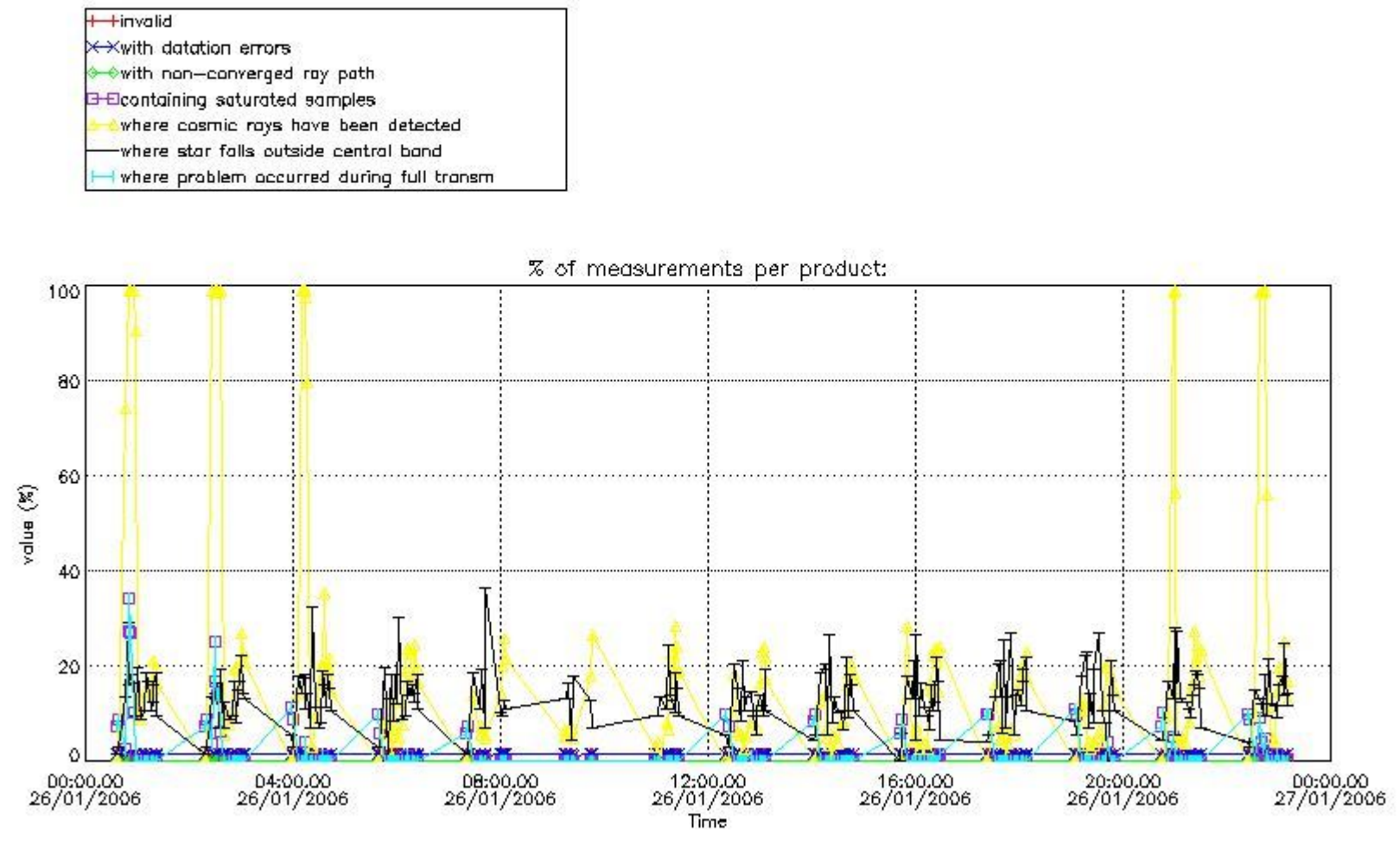


4. Level 1 quality information per product

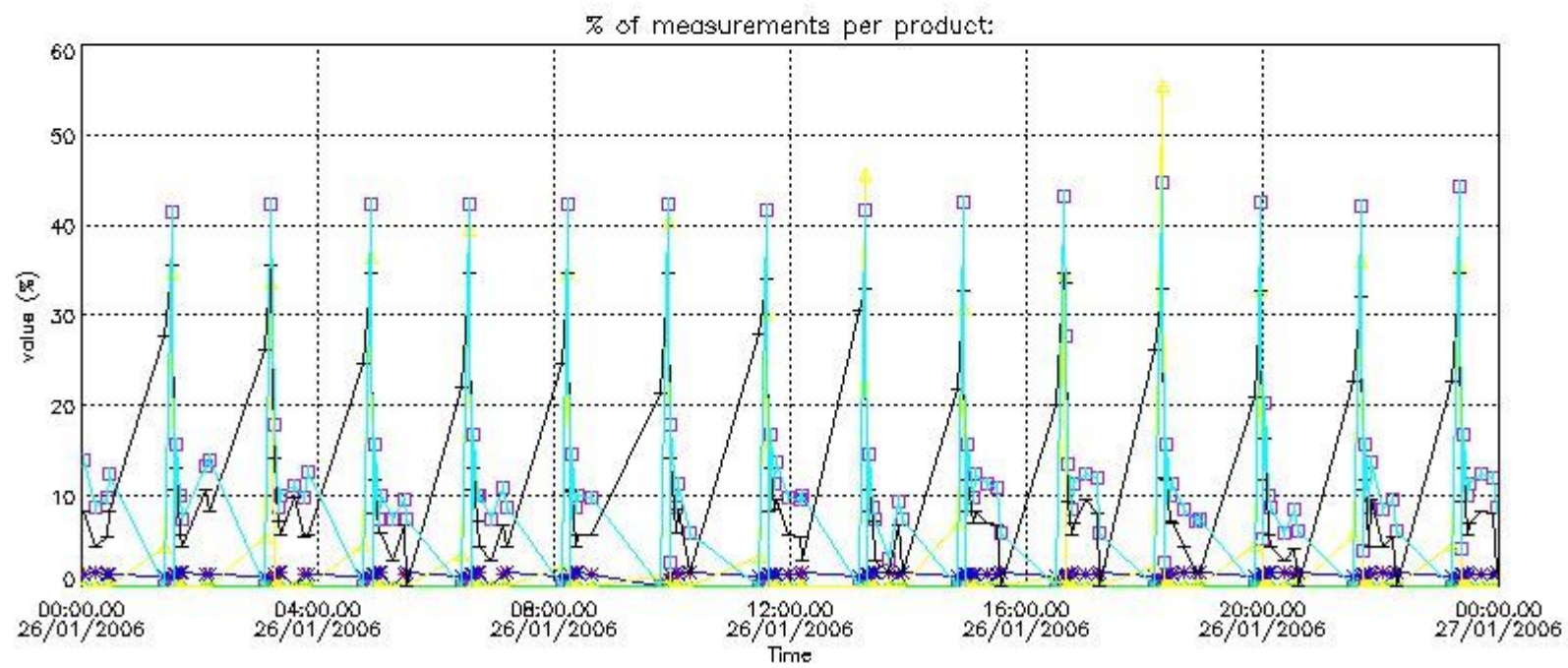
In this section it is plotted some information contained in the Quality Summary data set of the level 2 products that comes from the level 1b processing. Products without errors (error flag in the MPH set to "0") are used.

4.1 Plot quality information per product (time dependant) coming from level 1b processing

4.1.1 Plot level 1 quality information per product (time dependant): ENVISAT ASCENDING passes



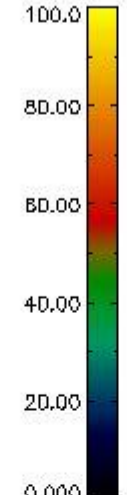
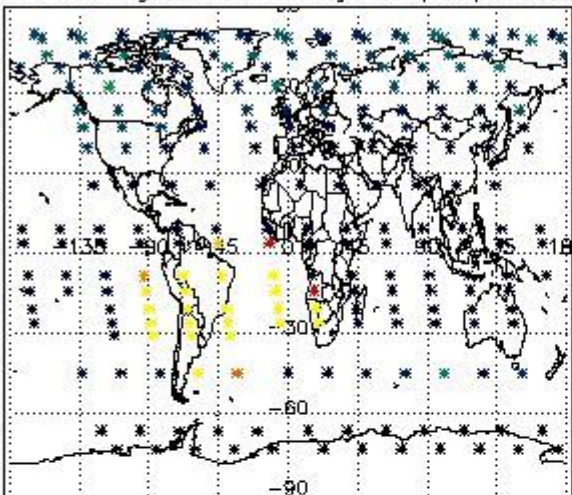
4.1.2 Plot level 1 quality information per product (time dependant): ENVI SAT DESCENDING passes



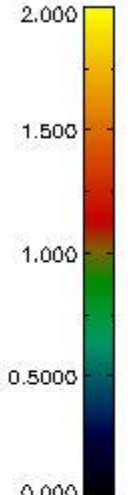
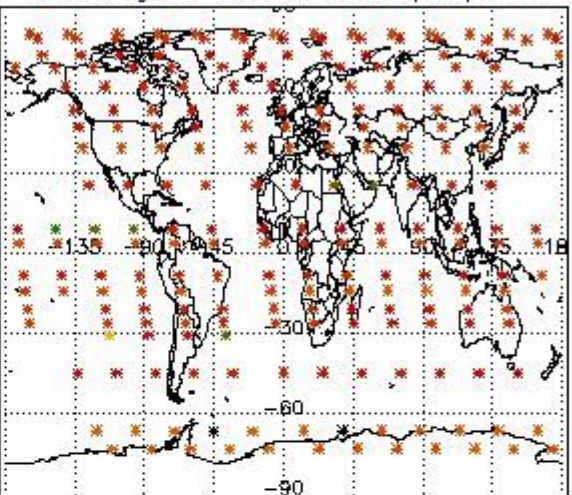
4.2 Plot quality information per product coming from level 1b processing (world map)

4.2.1 Plot level 1 quality information per product (world map): ENVISAT ASCENDING passes

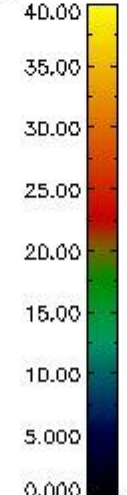
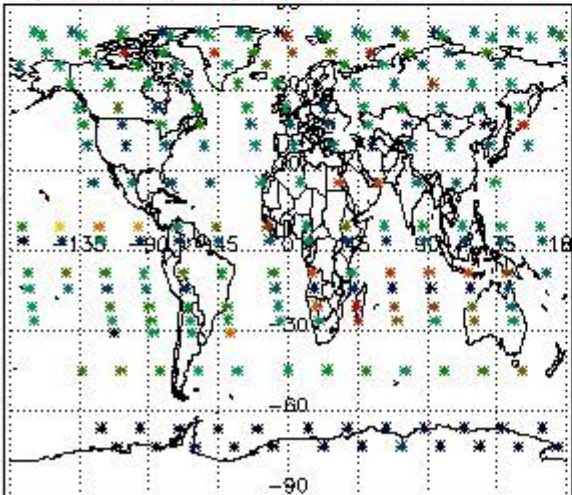
Percentage of cosmic ray hits per profile



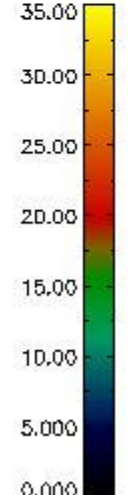
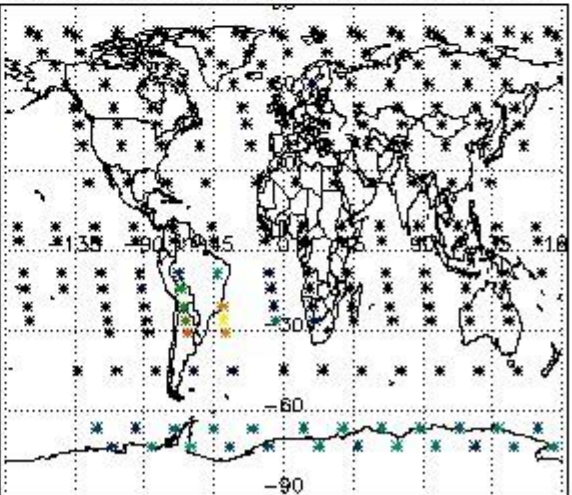
Percentage of datation errors per profile



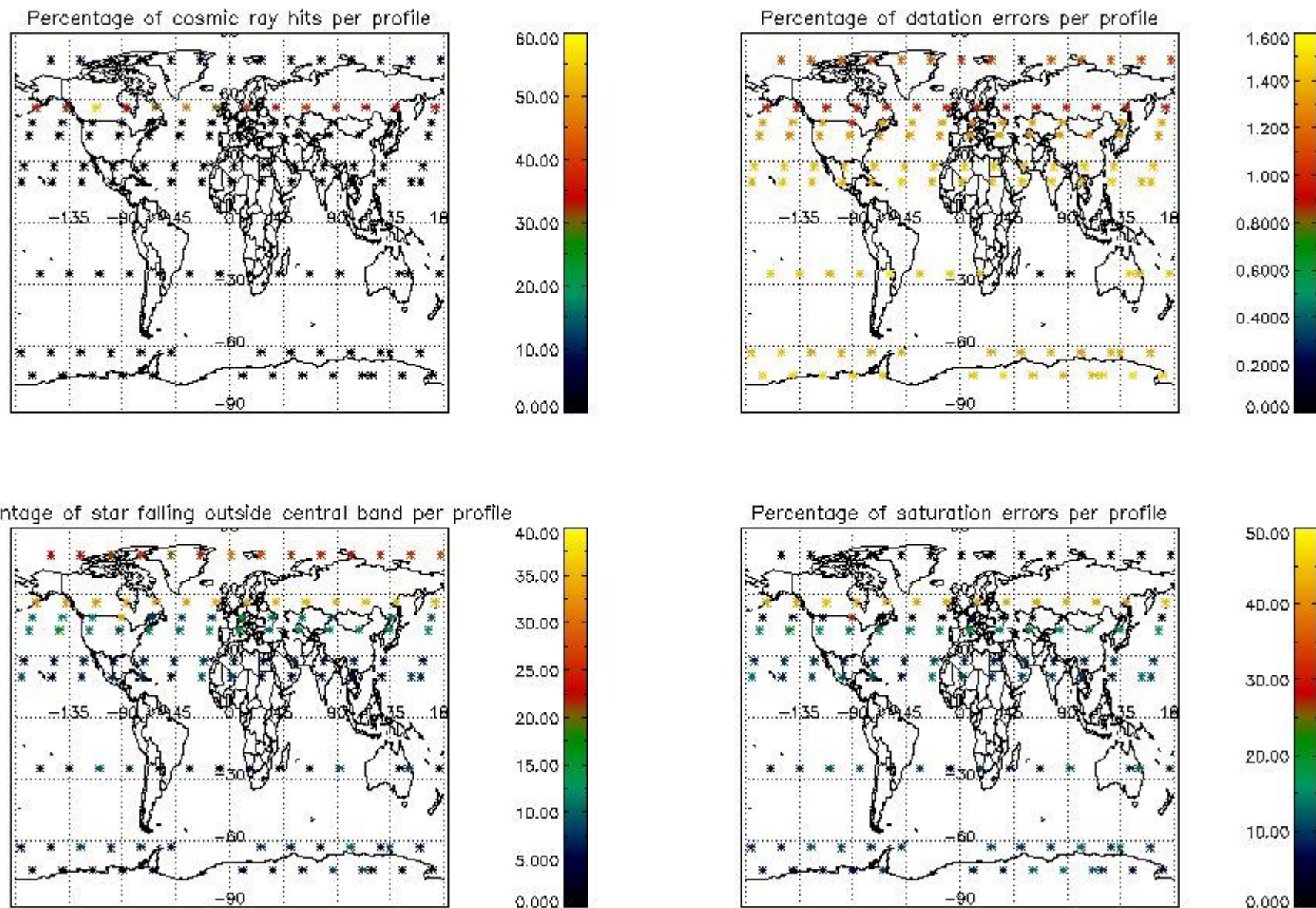
Percentage of star falling outside central band per profile



Percentage of saturation errors per profile



4.2.2 Plot level 1 quality information per product (world map): ENVISAT DESCENDING passes



5. Trace gas profiles

5.1 Ozone statistics based on quality of products

The final quality of the products can be "measured" using the STD (Standard Deviation) attached to every point profile. This information is written to the parameter GOM_NL__2P/NL_LOCAL_SPECIES_DENSITY/o3_std of the level 2 products. The table below shows the statistics for given STD ranges.

The statistics are given with respect to the overall valid production:

- Products without fatal errors: GOM_NL__2P/MPH/PRODUCT_ERR=0
- Valid point profile: GOM_NL__2P/NL_LOCAL_SPECIES_DENSITY/pcd(0)=0

The 'Criteria' is applied to valid points of dark limb products:

- Products in dark limb illumination condition: GOM_NL__2P/NL_SUMMARY_QUALITY/obs_ill_cond=0
- Products without fatal errors: GOM_NL__2P/MPH/PRODUCT_ERR=0
- Valid point profile: GOM_NL__2P/NL_LOCAL_SPECIES_DENSITY/pcd(0)=0

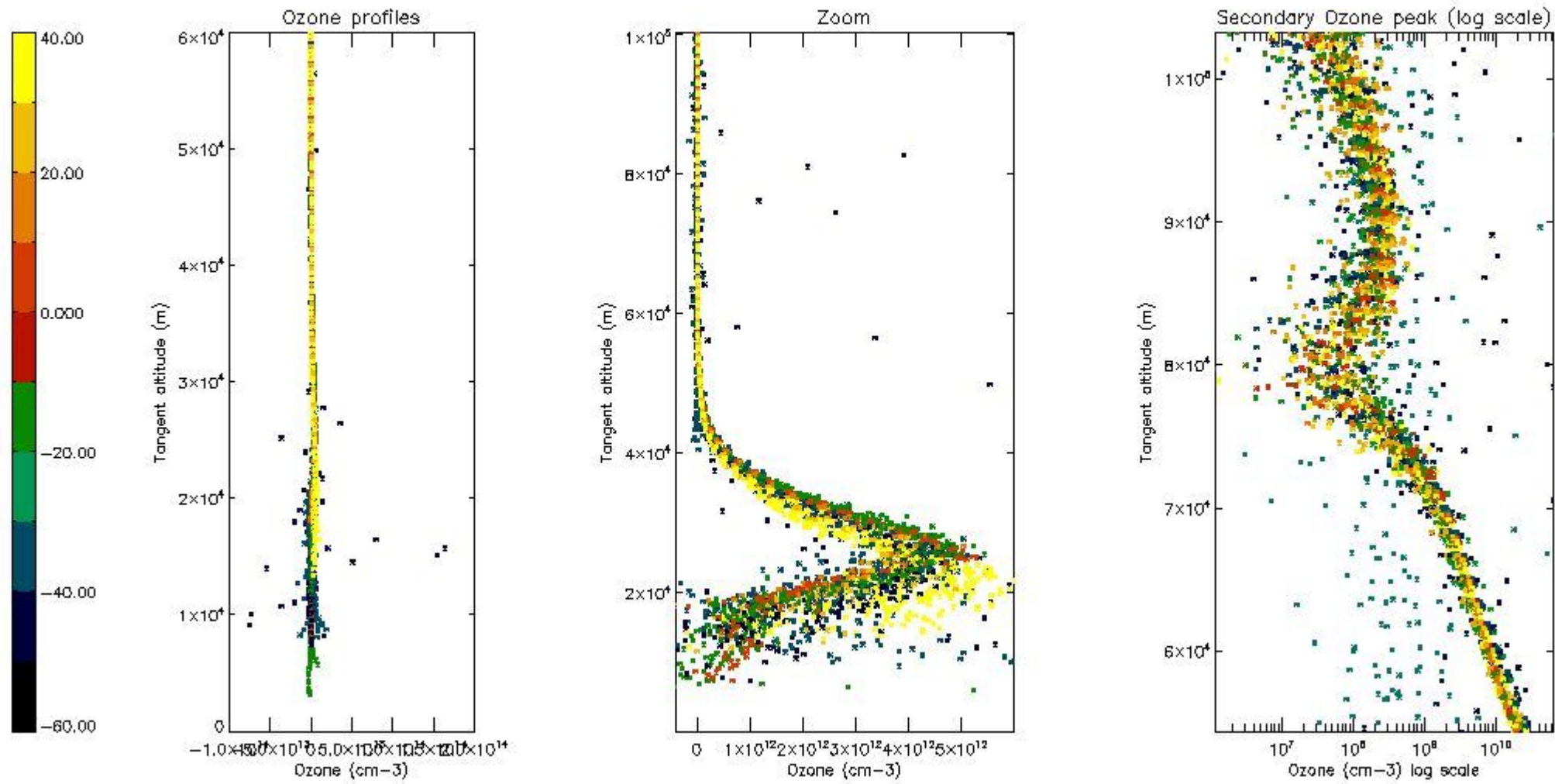
So, the table below shows the percentage of dark limb and valid observations for each criteria with respect to the overall valid daily observations.

Criteria	% of total production
All STD	38
STD < 20	21

STD < 10	16
STD < 5	10

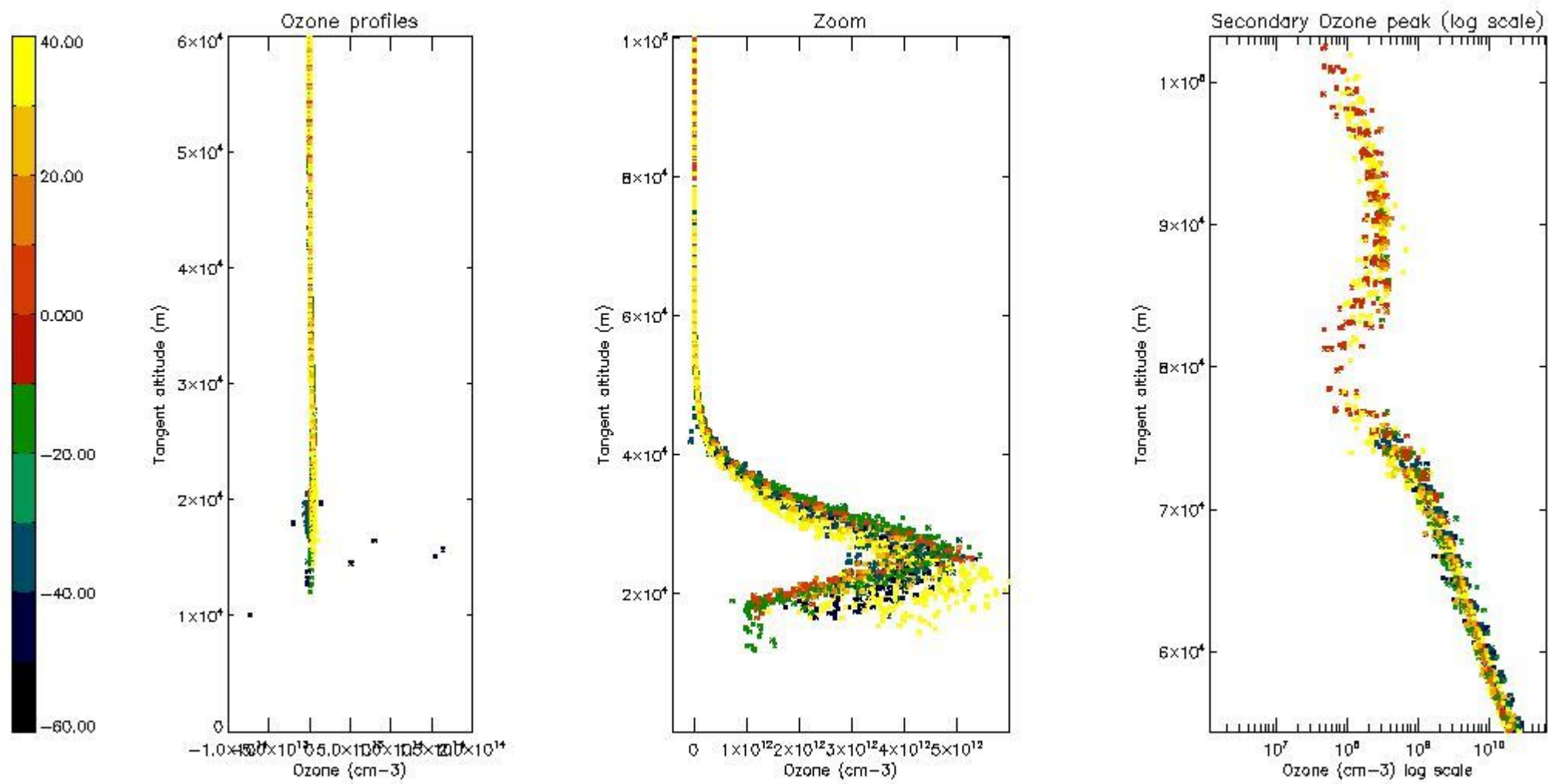
5.2 Plot ozone profiles for all STD (dark without errors)

The colorbar represents the latitude.



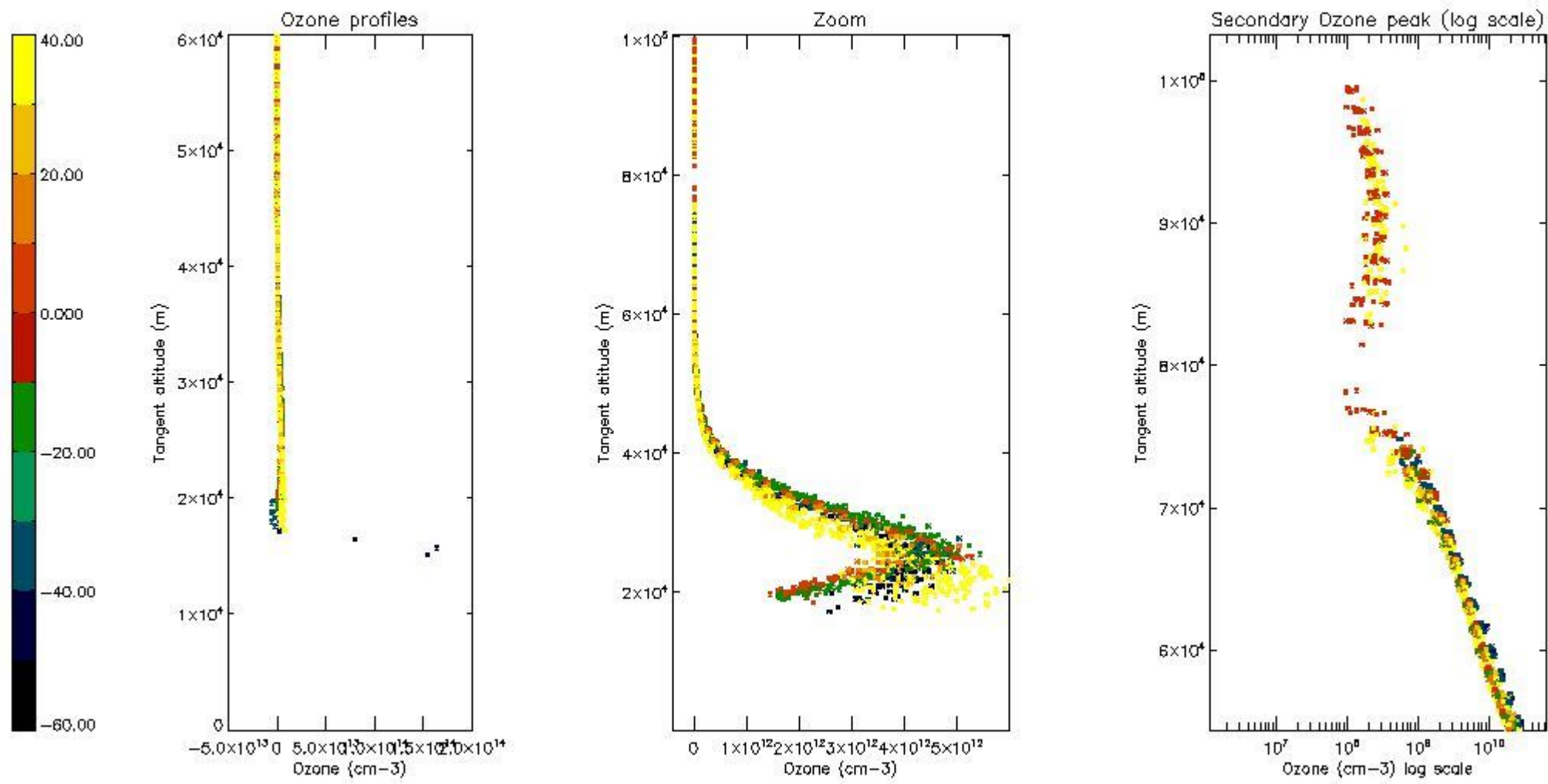
5.3 Plot ozone profiles where STD < 20% (dark without errors)

The colorbar represents the latitude.



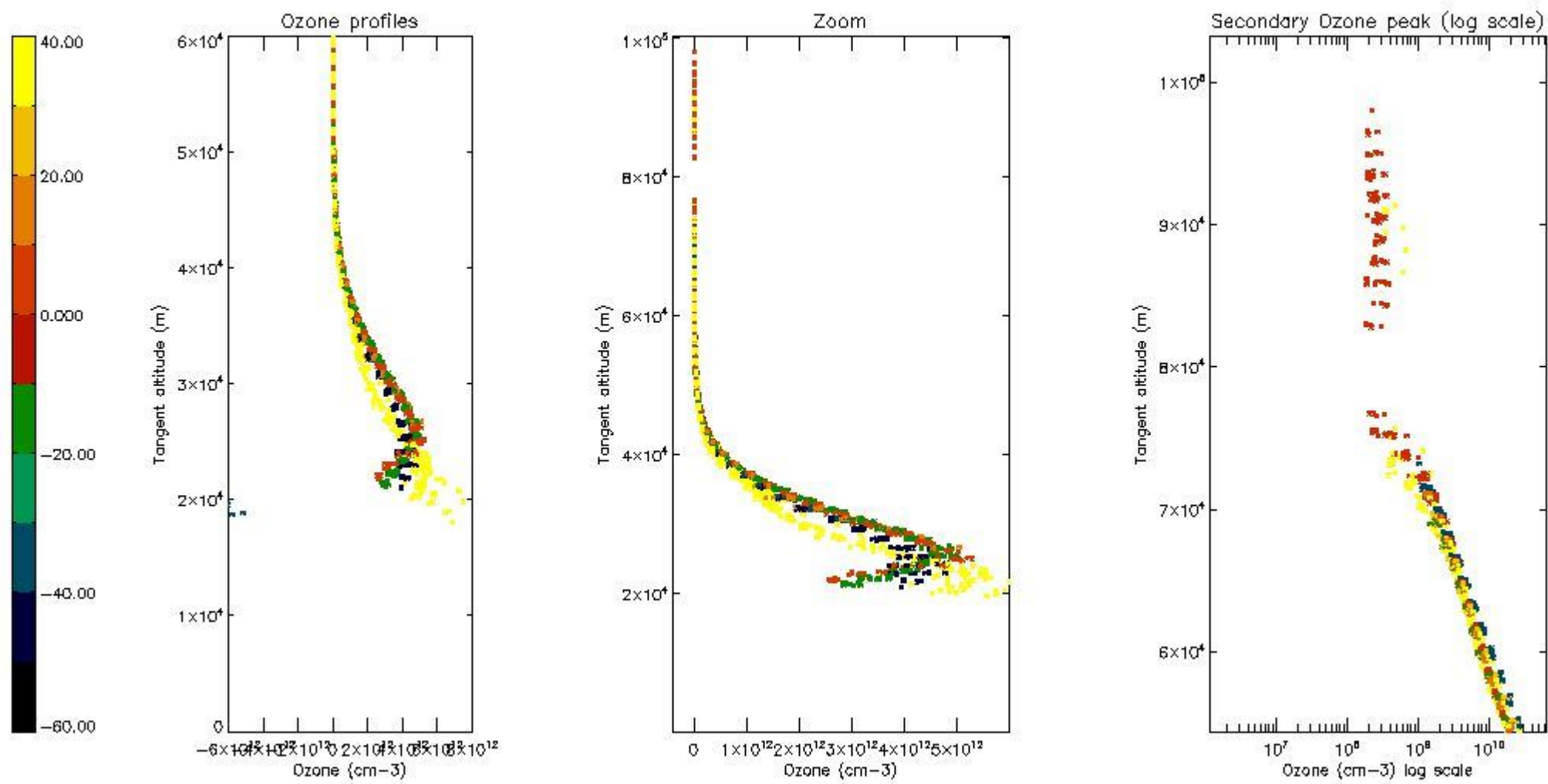
5.4 Plot ozone profiles where $STD < 10\%$ (dark without errors)

The colorbar represents the latitude.



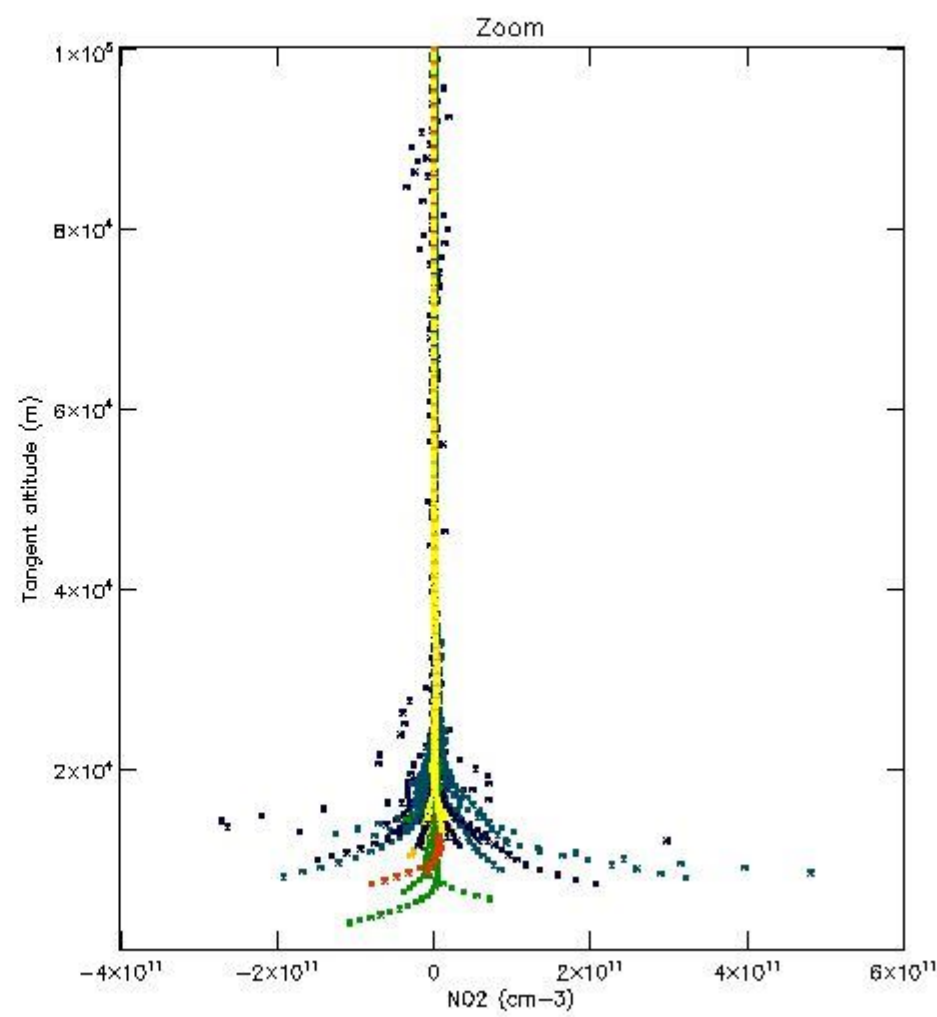
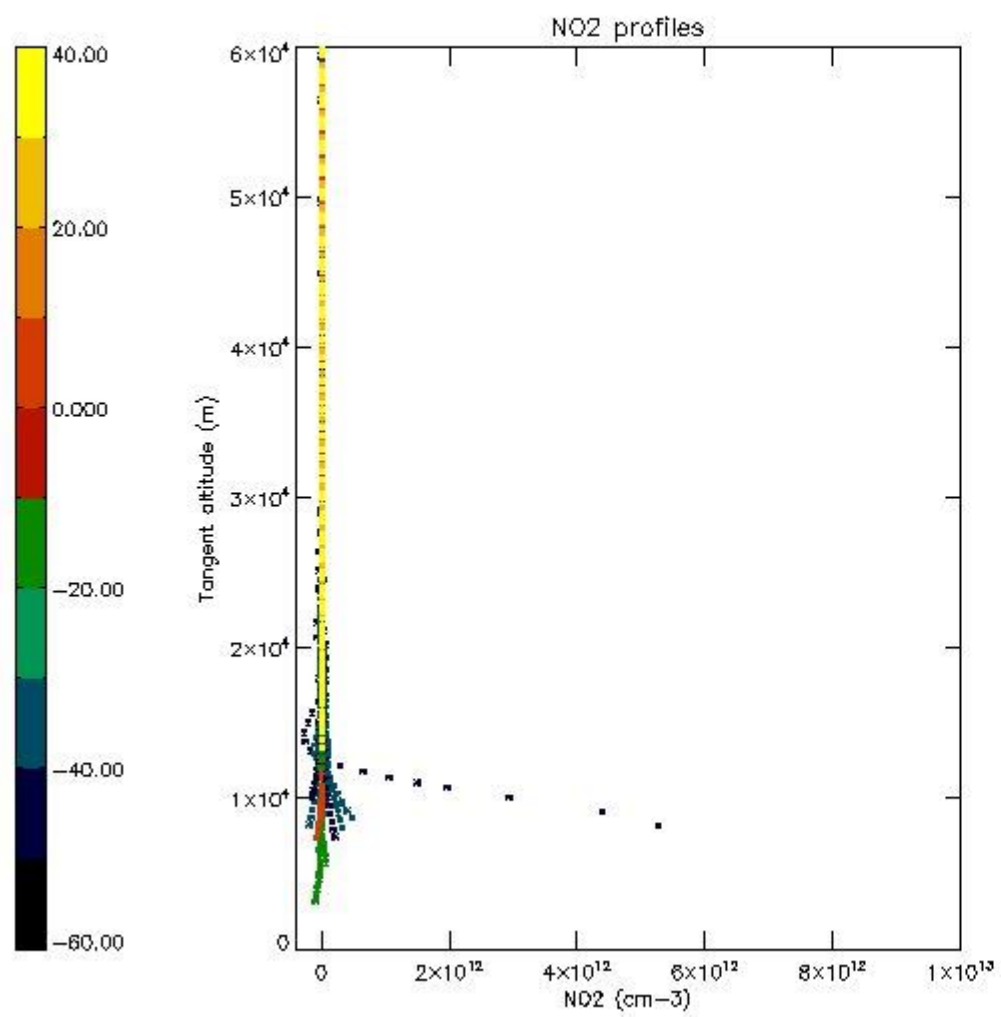
5.5 Plot ozone profiles where $STD < 5\%$ (dark without errors)

The colorbar represents the latitude.



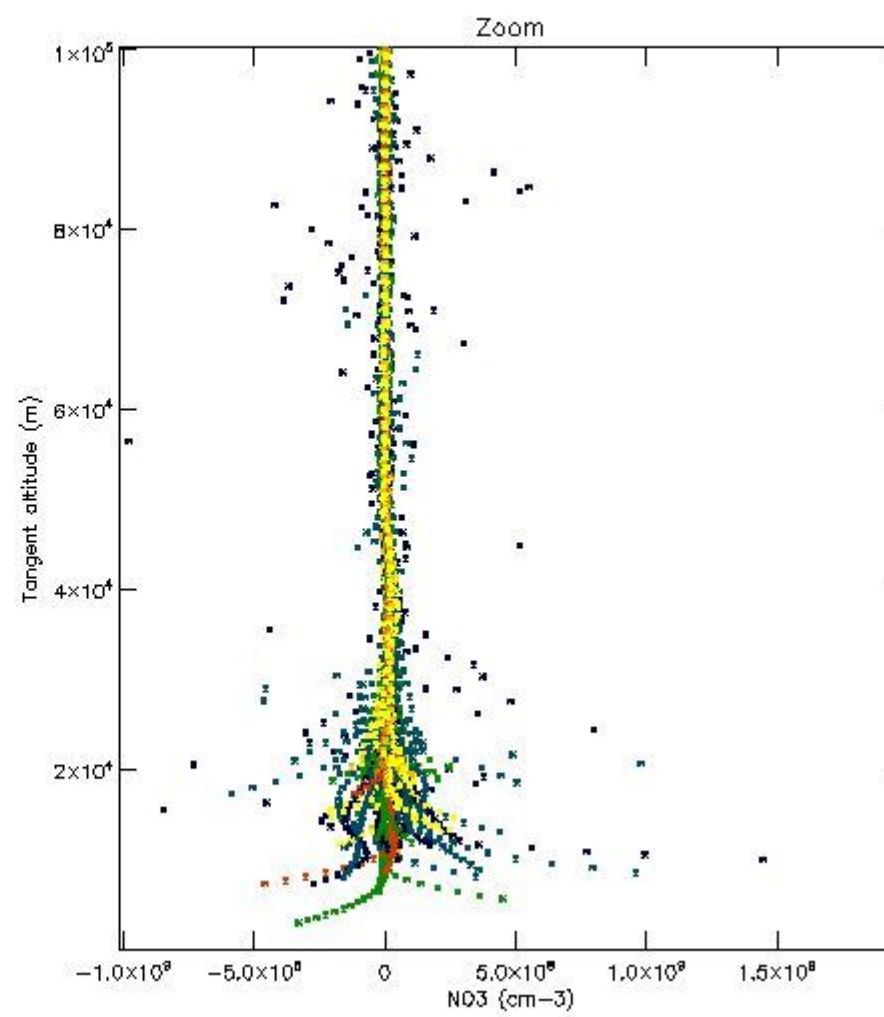
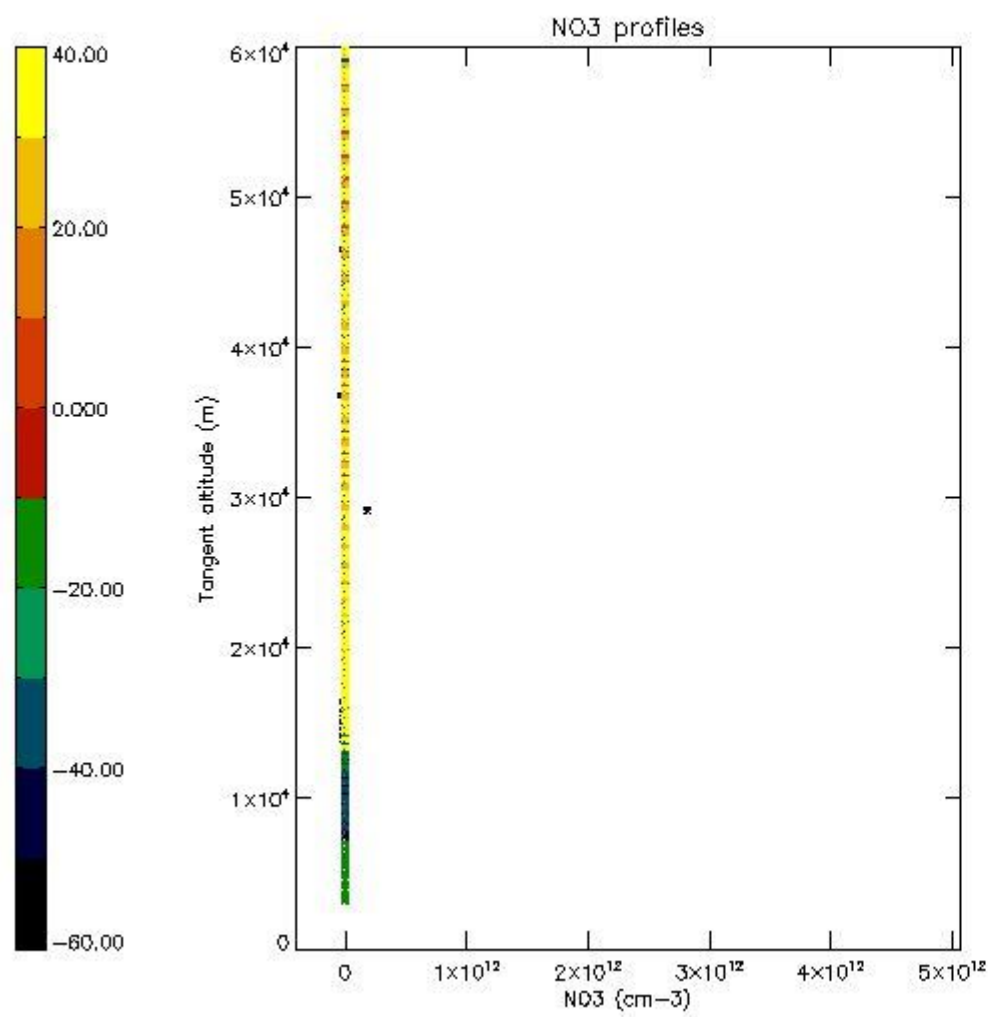
5.6 Plot NO₂ profiles for all STD (dark without errors)

The colorbar represents the latitude.



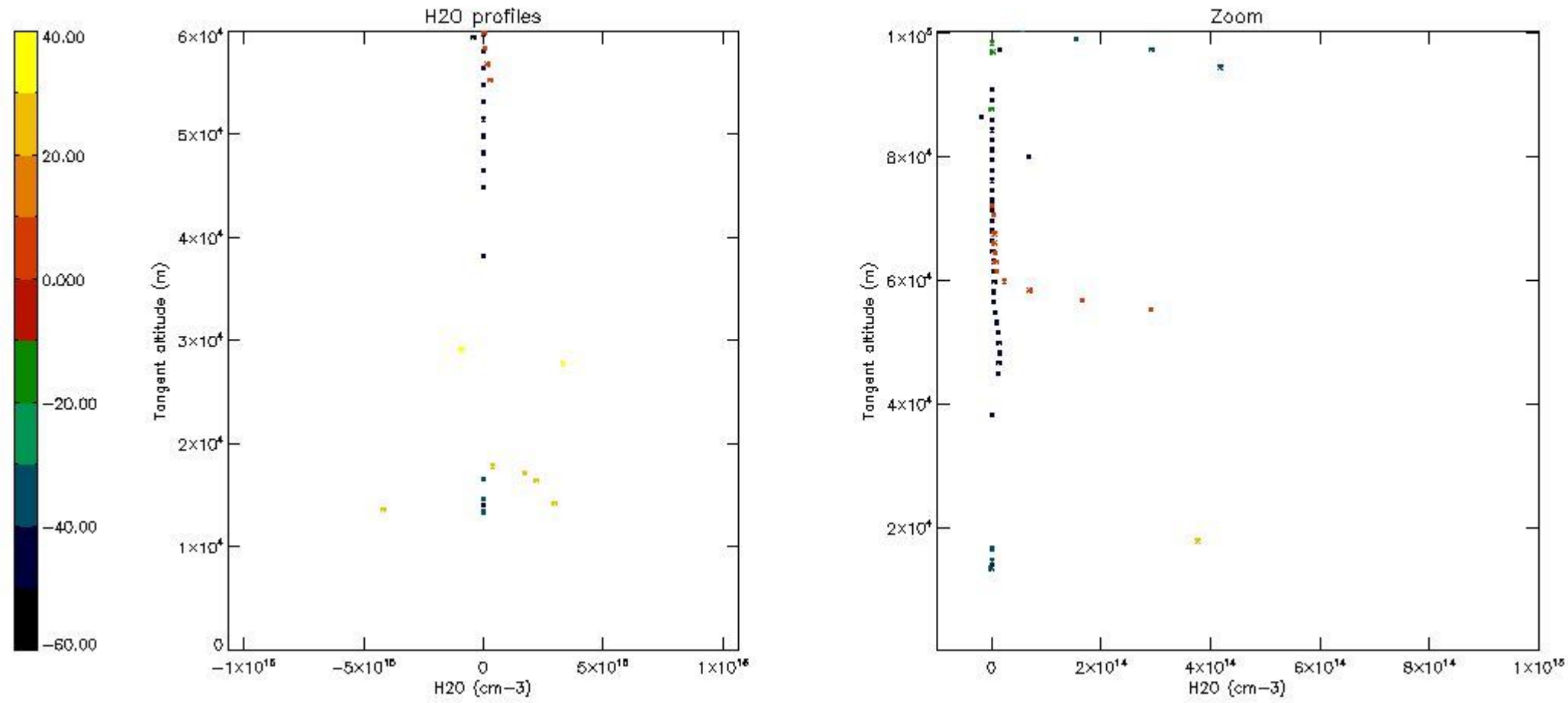
5.7 Plot NO3 profiles for all STD (dark without errors)

The colorbar represents the latitude.



5.8 Plot H₂O profiles for all STD (only for occultations of stars 1,2,3,4,13,14,16,26,63 dark without errors)

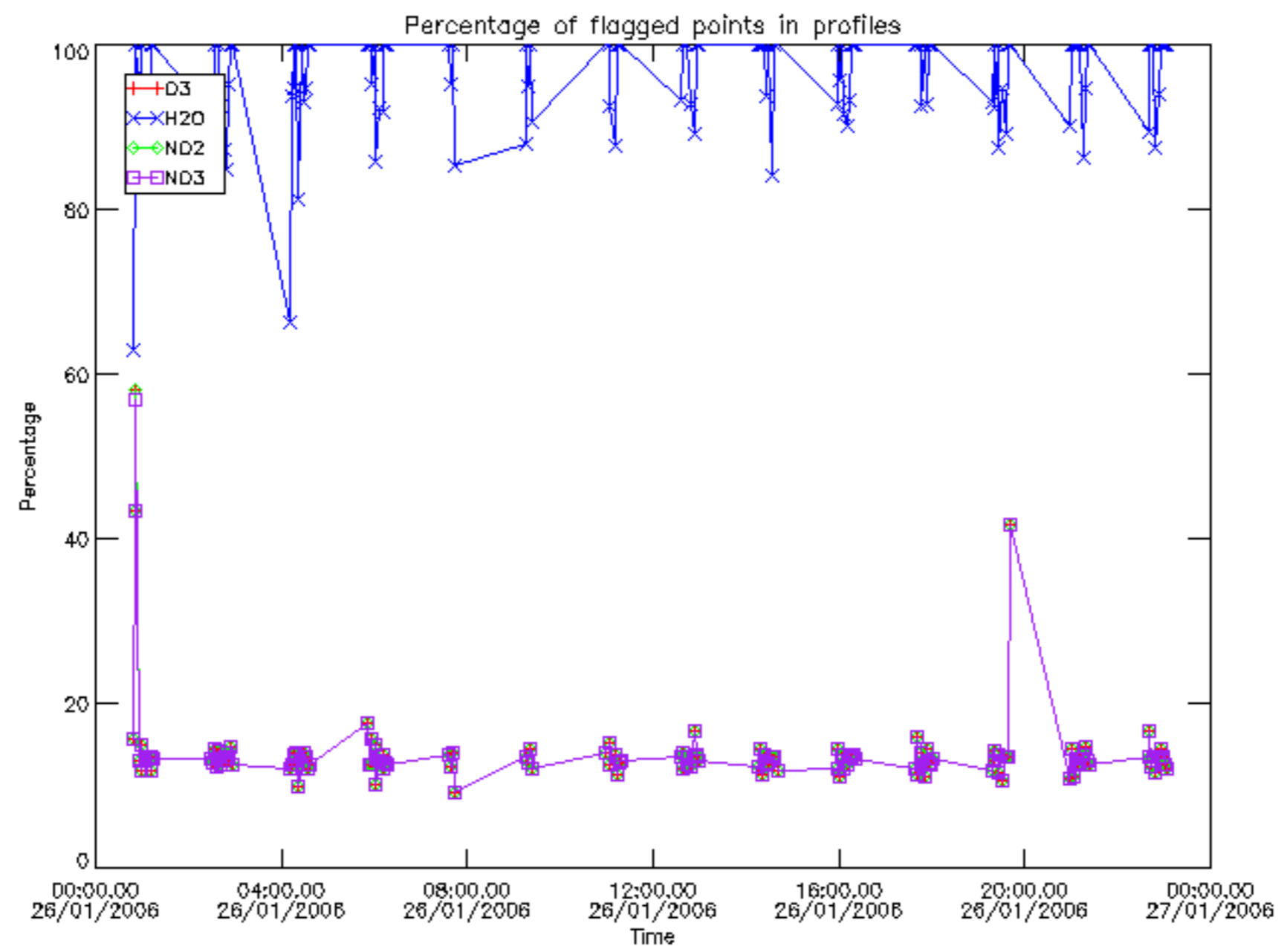
The colorbar represents the latitude.



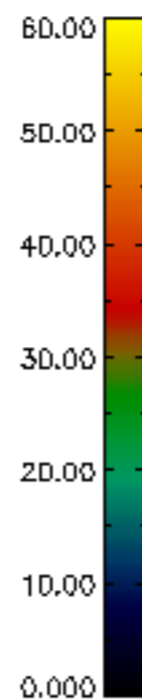
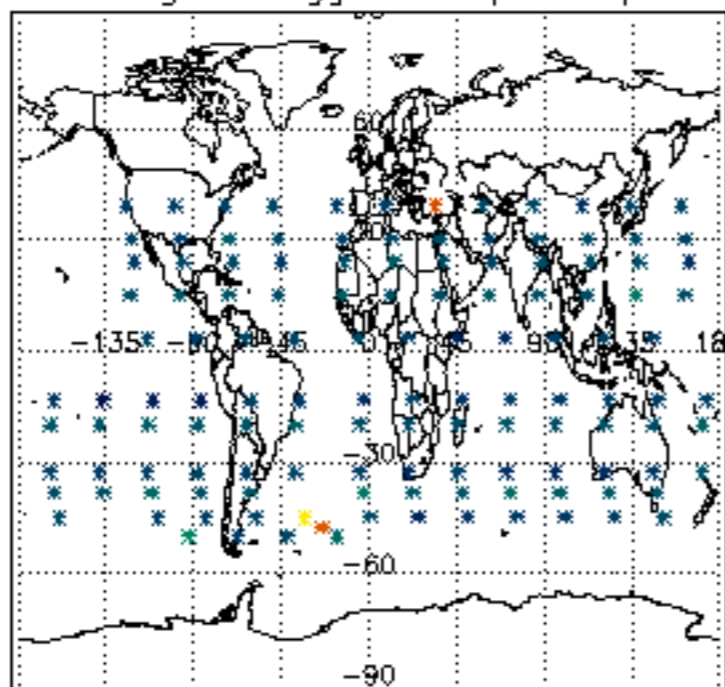
6. Auxiliary Data Files used for the production reported in section 2

The number reported in the third column indicates since which file (see list in section 2) the corresponding auxiliary file has been used. The fourth column is the date of those product files.

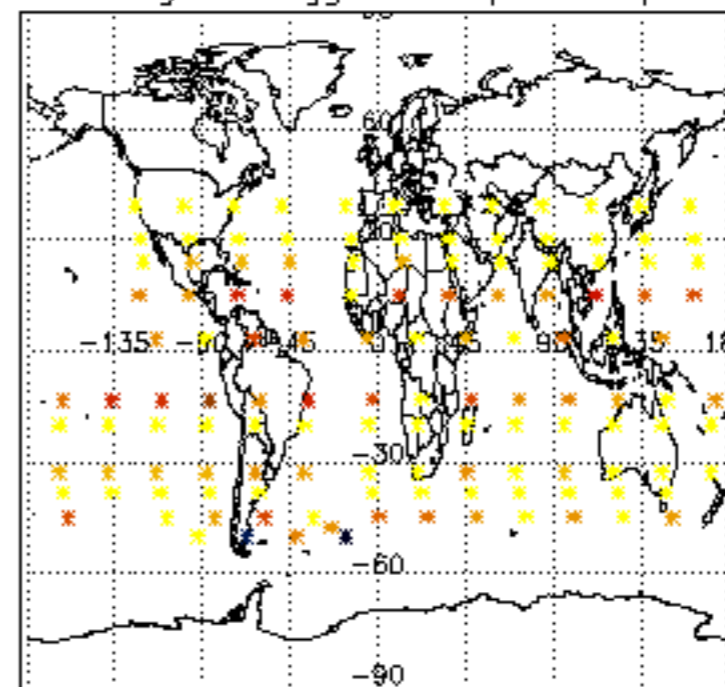
Type	Auxiliary Filename	Used since product	Used since product date
INST_PHYS_CHARACTERISTICS	GOM_INS_AXVIEC20091111_143220_20030716_120000_20500101_000000	1	26-JAN-2006 00:01:45
LEVEL-2_PROC_CONFIG	GOM_PR2_AXVIEC20091111_152718_20020301_000000_20500101_000000	1	26-JAN-2006 00:01:45
CROSS_SECTIONS_FILE	GOM_CRS_AXVIEC20091111_154832_20020301_000000_20500101_000000	1	26-JAN-2006 00:01:45



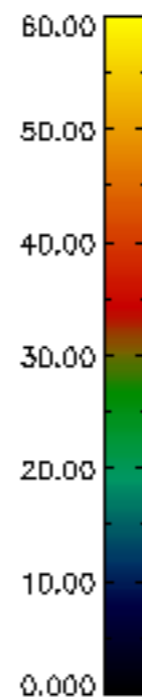
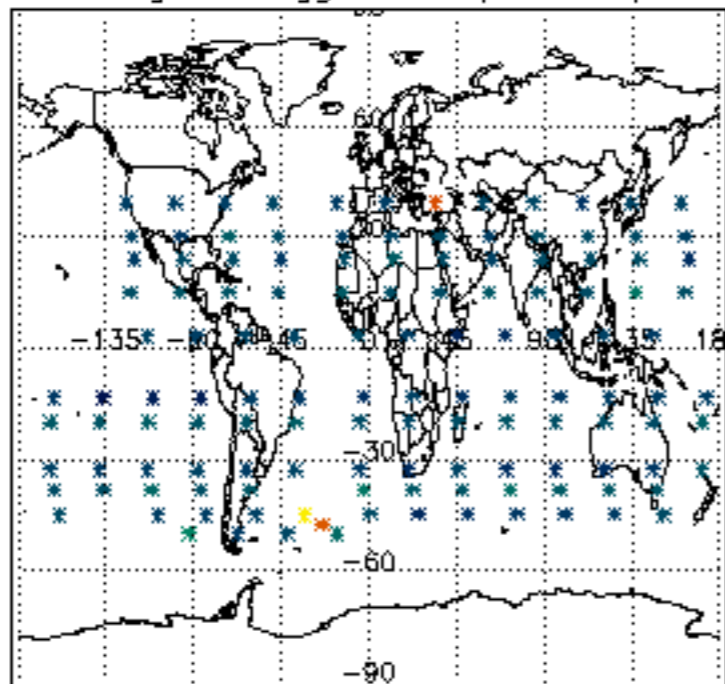
Percentage of flagged data per D3 profile



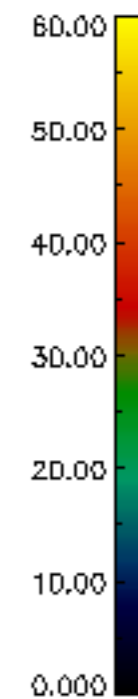
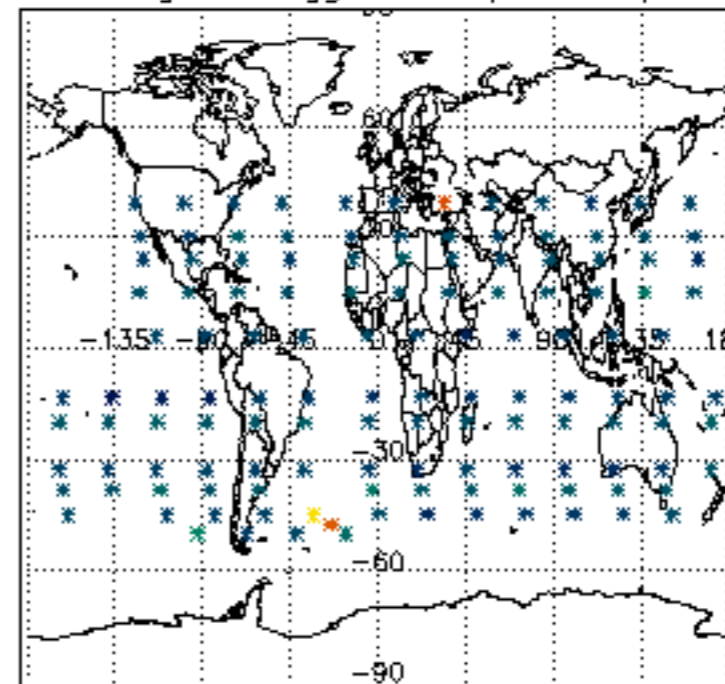
Percentage of flagged data per H2O profile

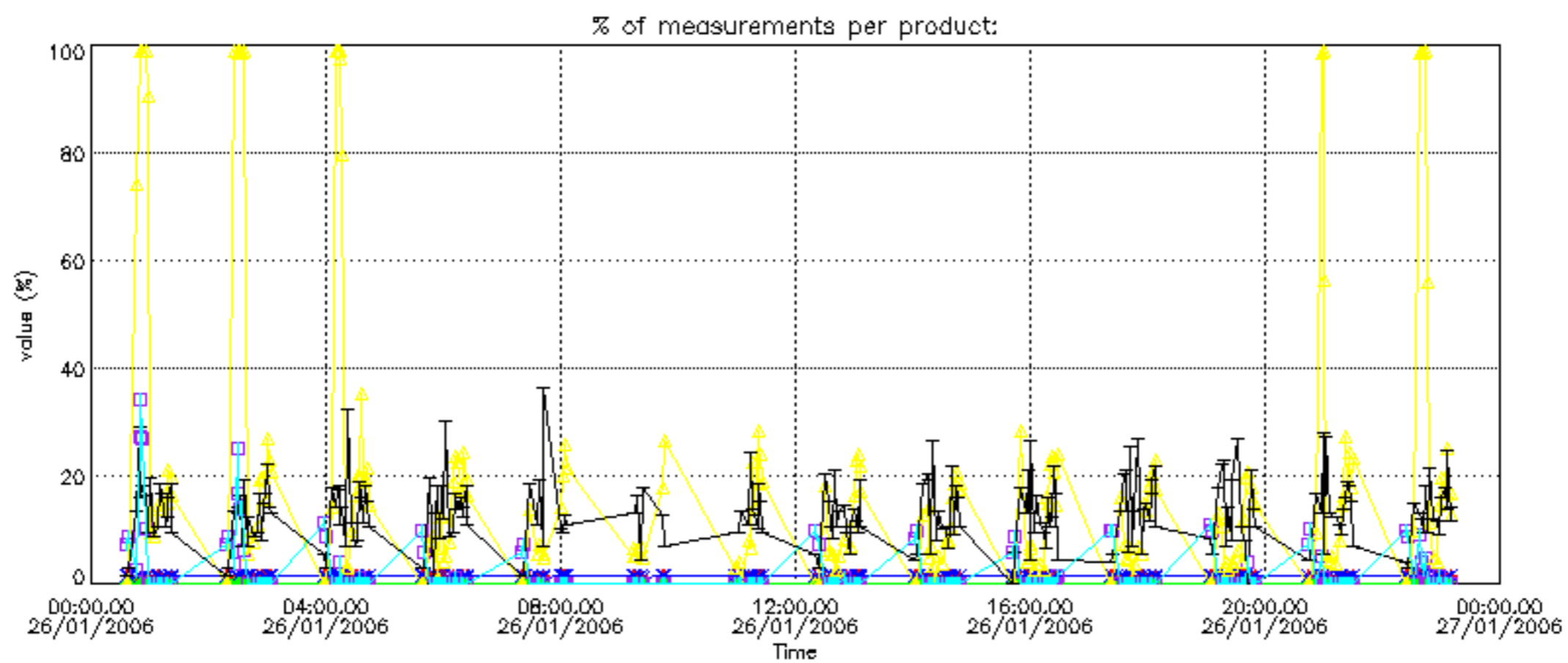


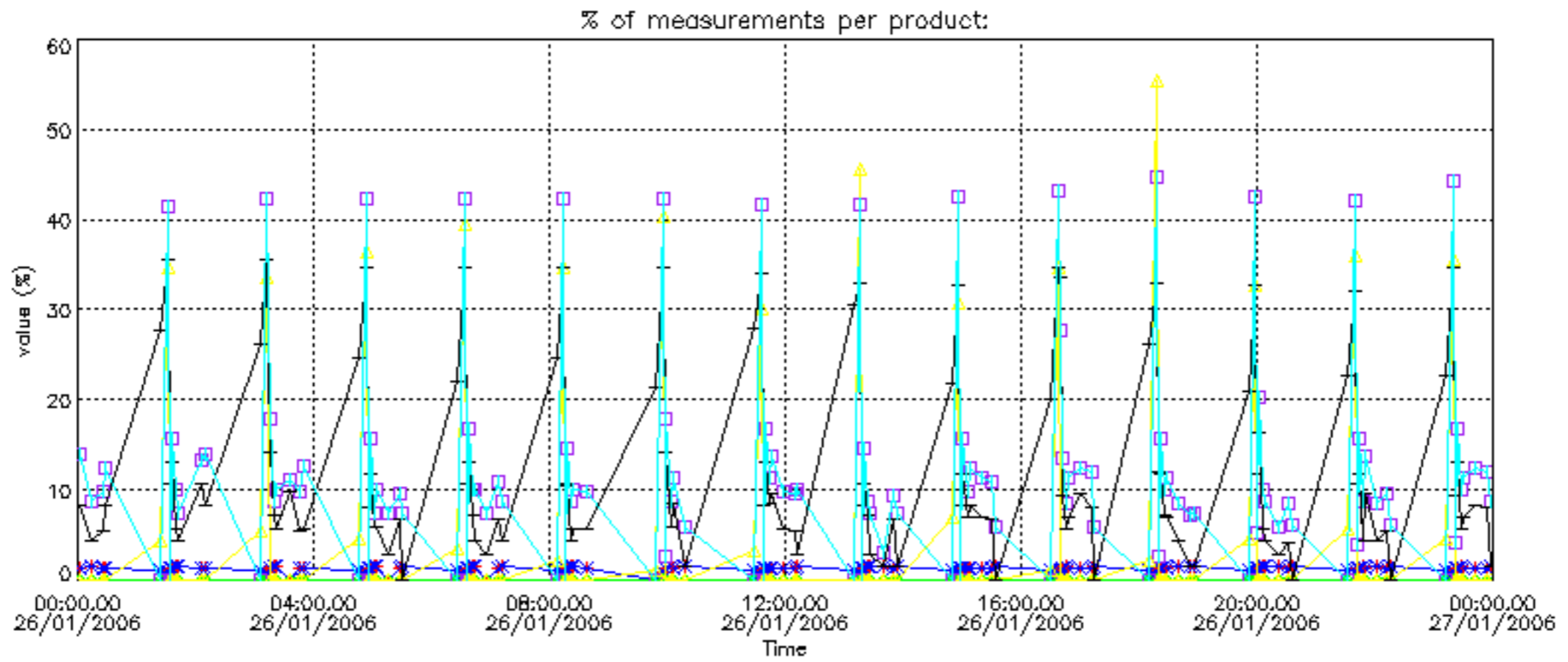
Percentage of flagged data per NO2 profile



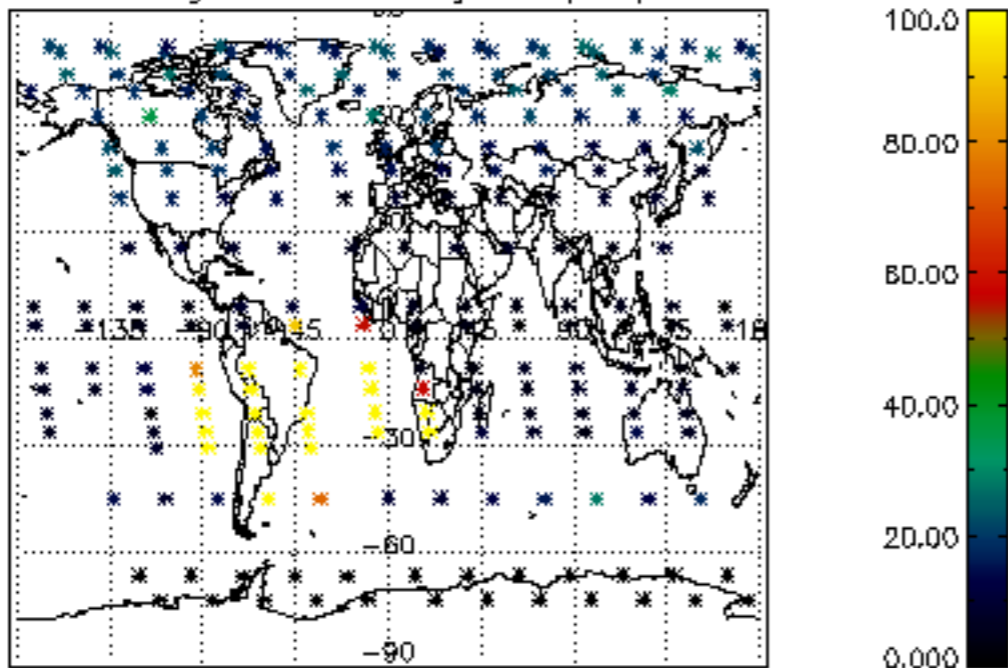
Percentage of flagged data per NO3 profile



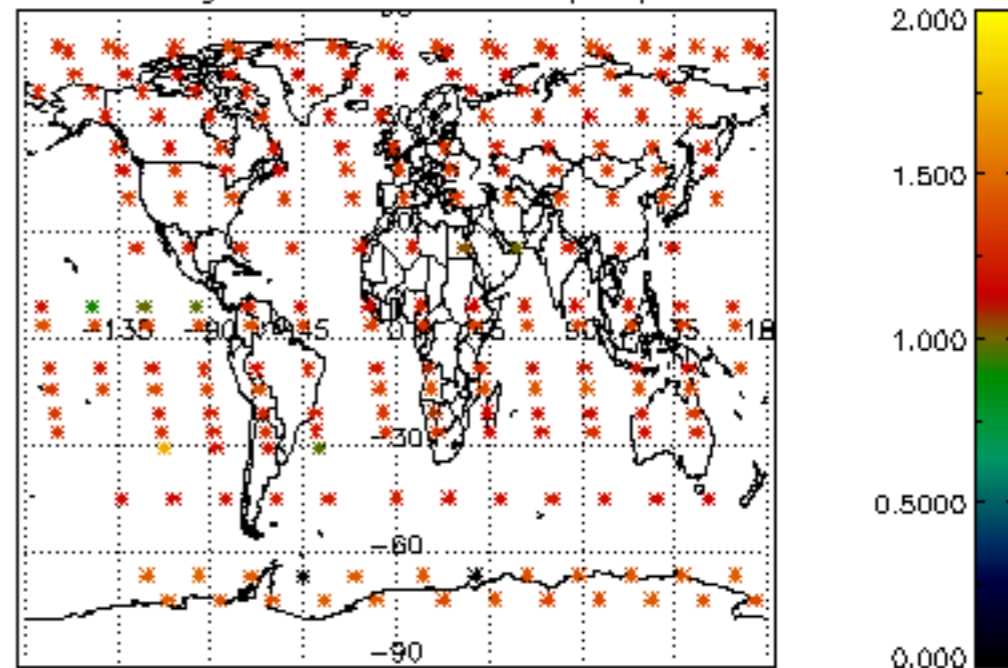




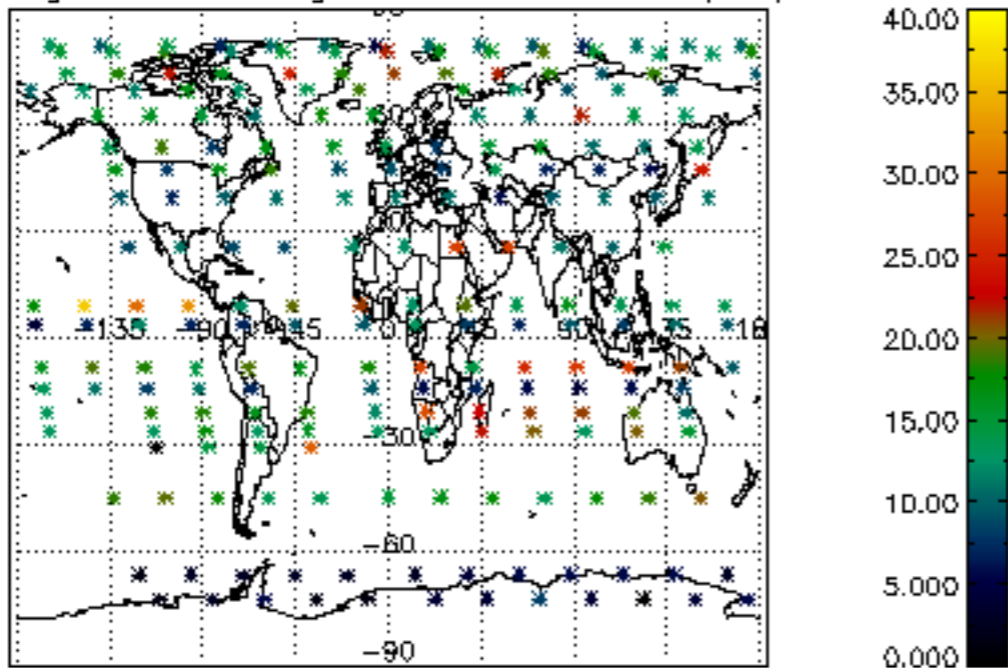
Percentage of cosmic ray hits per profile



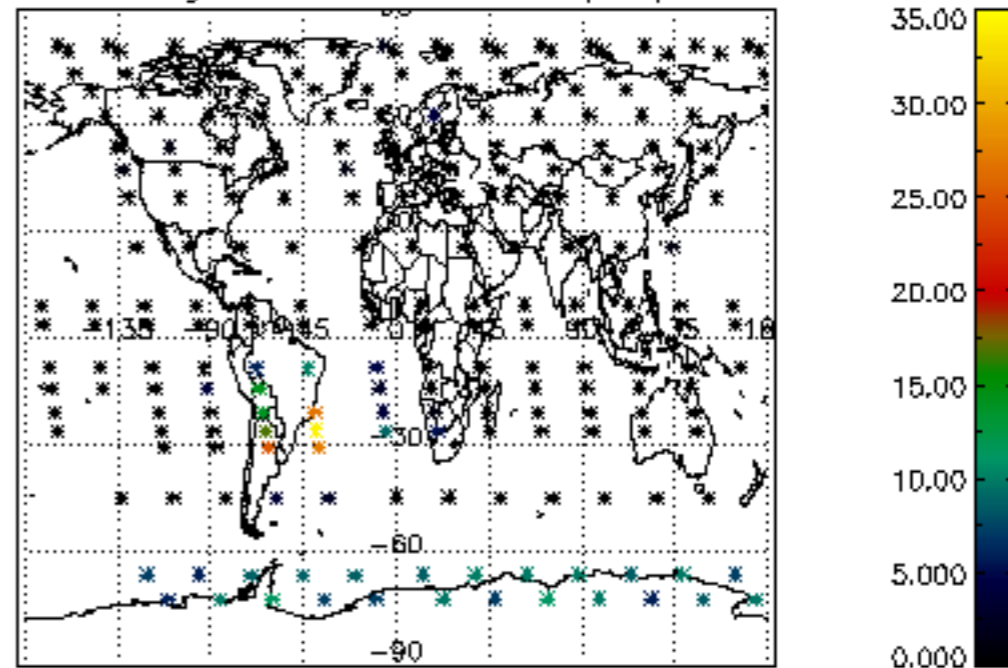
Percentage of datation errors per profile



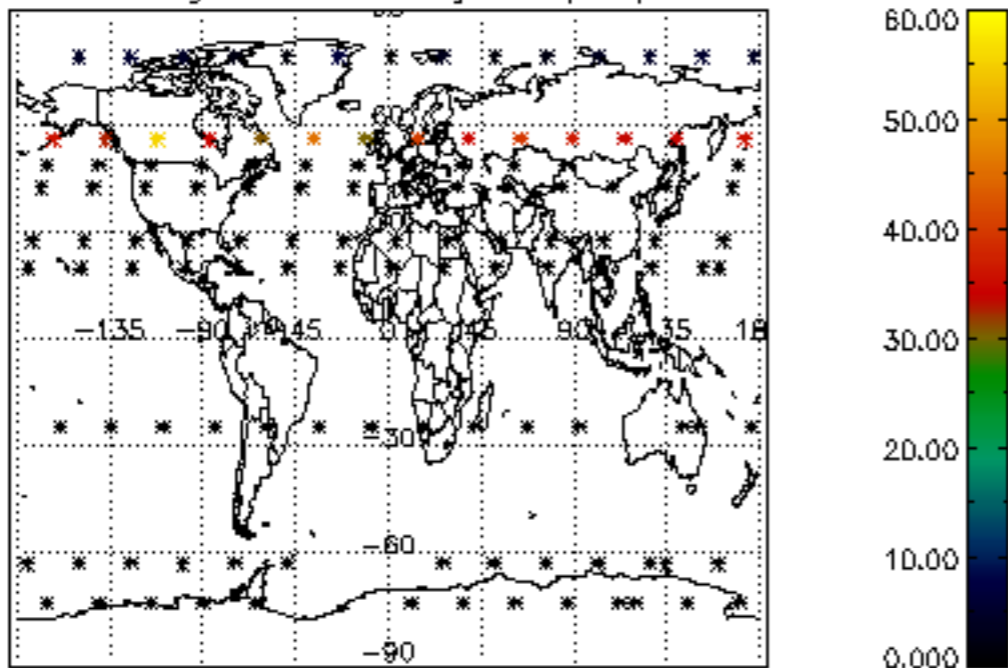
Percentage of star falling outside central band per profile



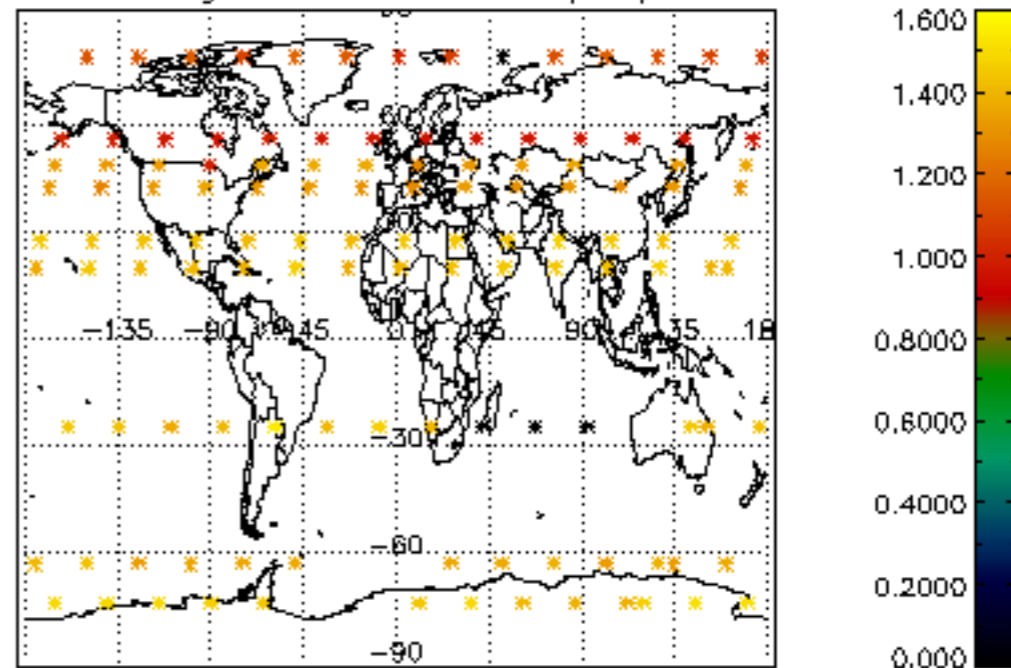
Percentage of saturation errors per profile



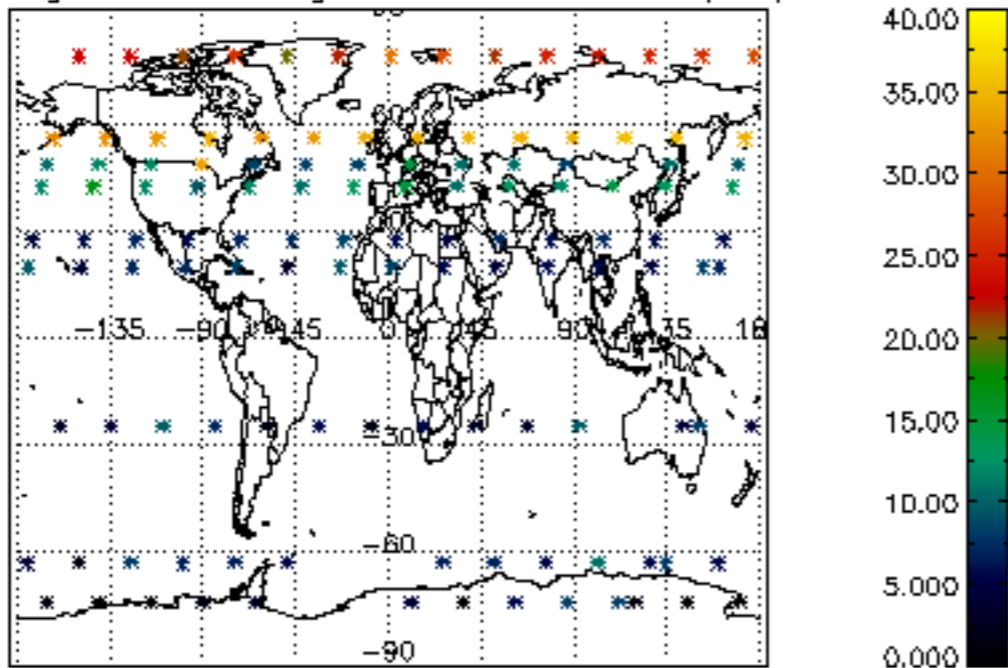
Percentage of cosmic ray hits per profile



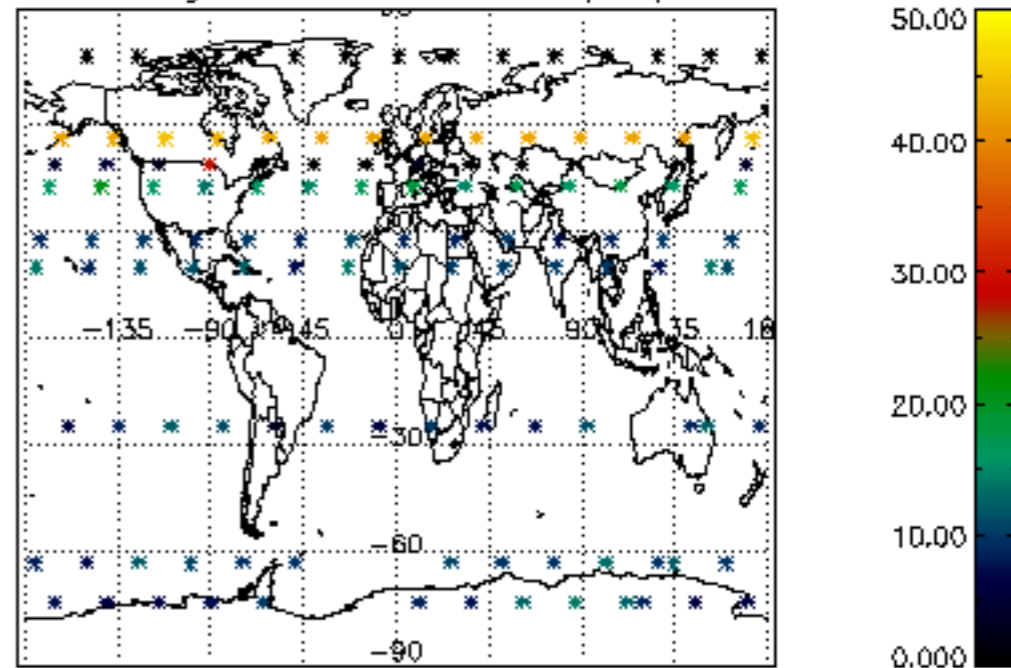
Percentage of datation errors per profile

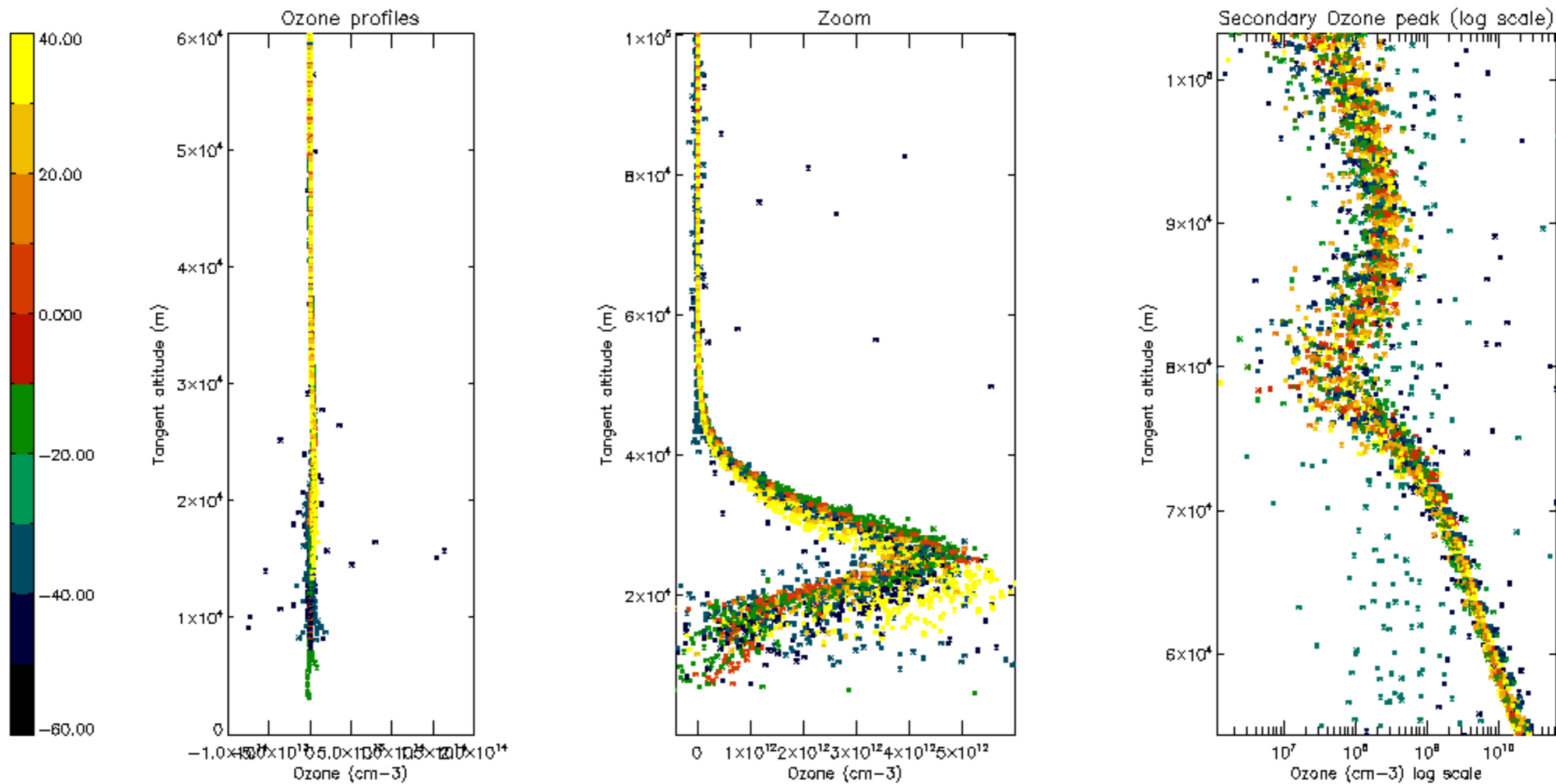


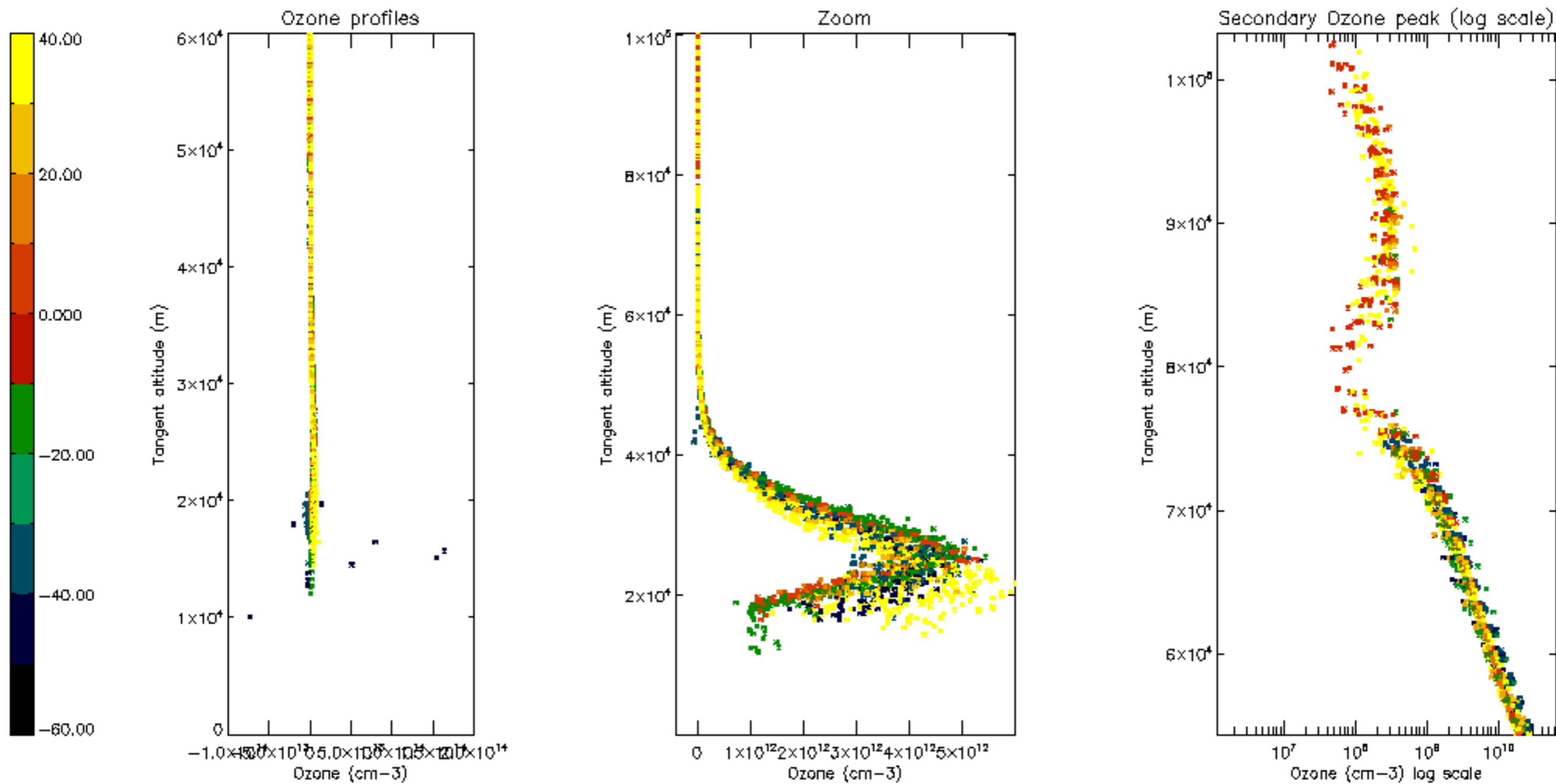
Percentage of star falling outside central band per profile

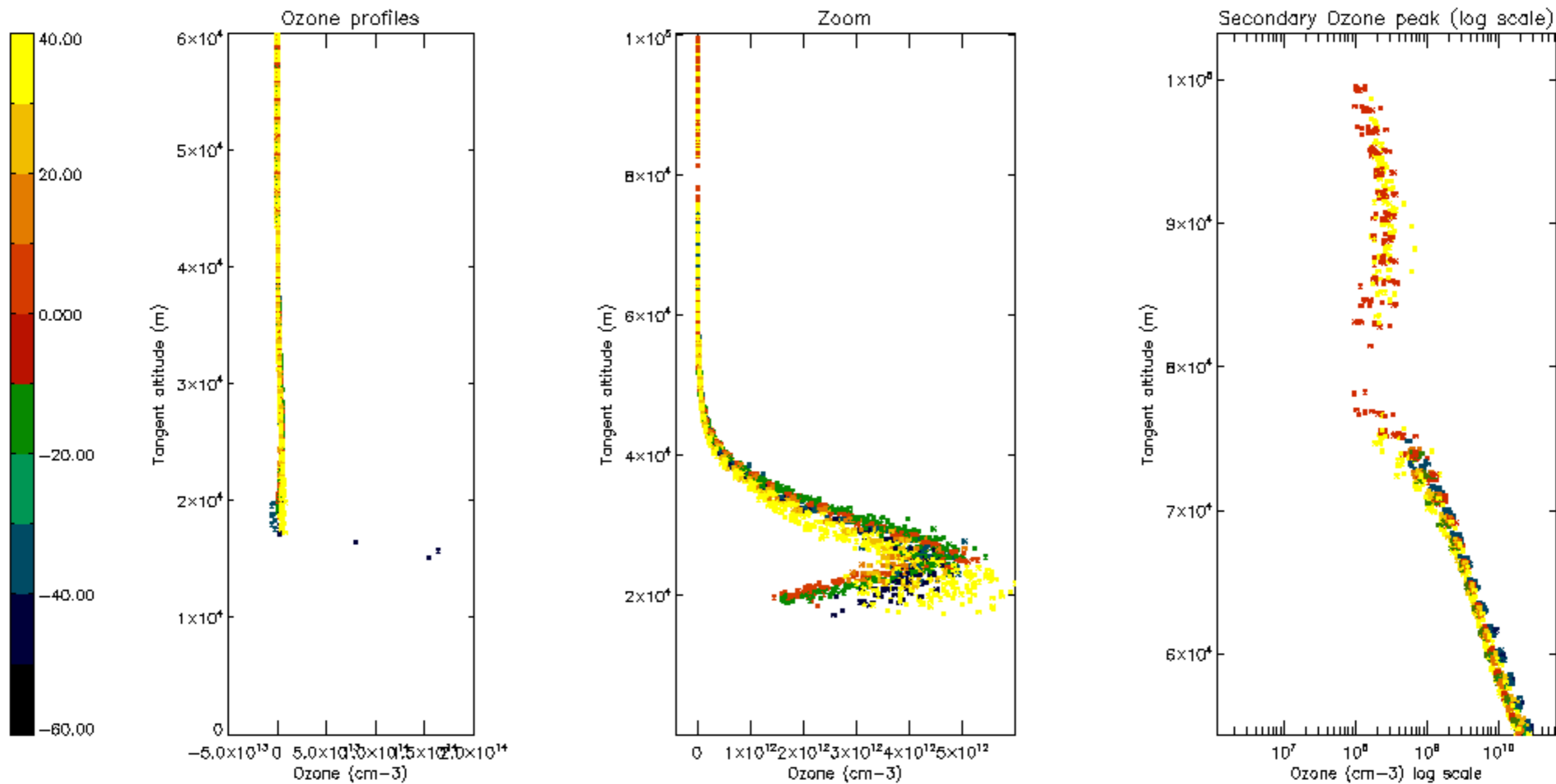


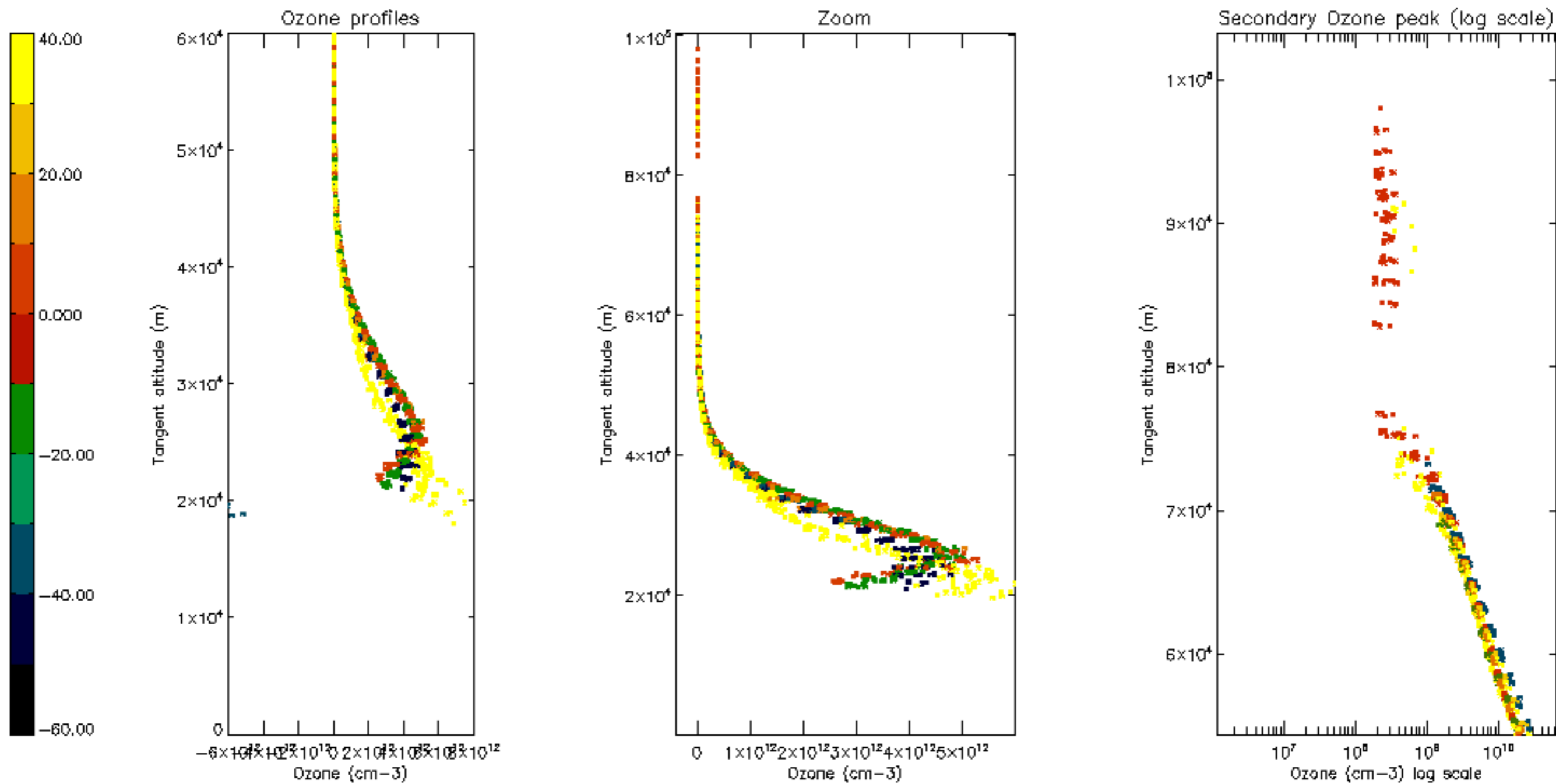
Percentage of saturation errors per profile

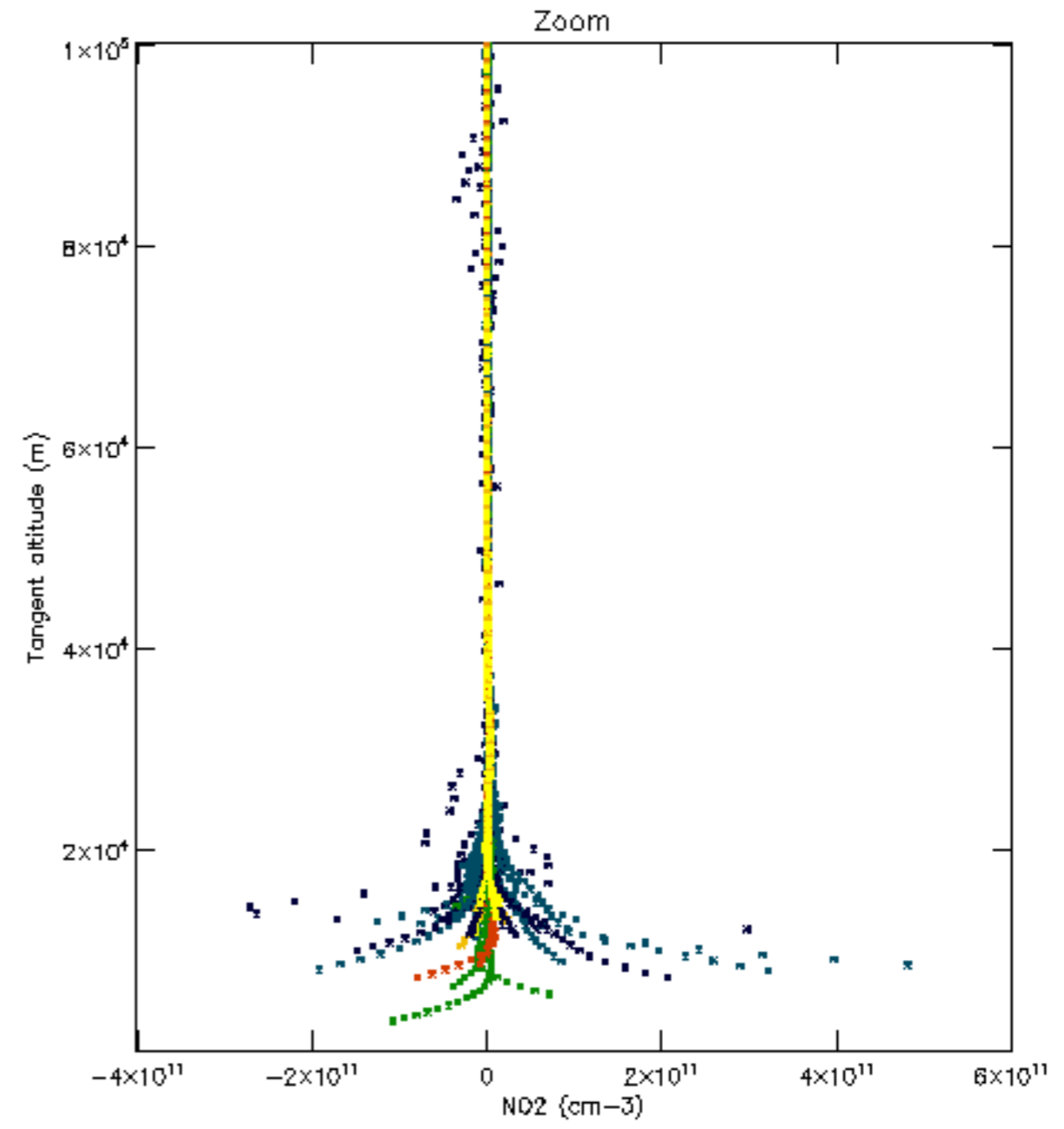
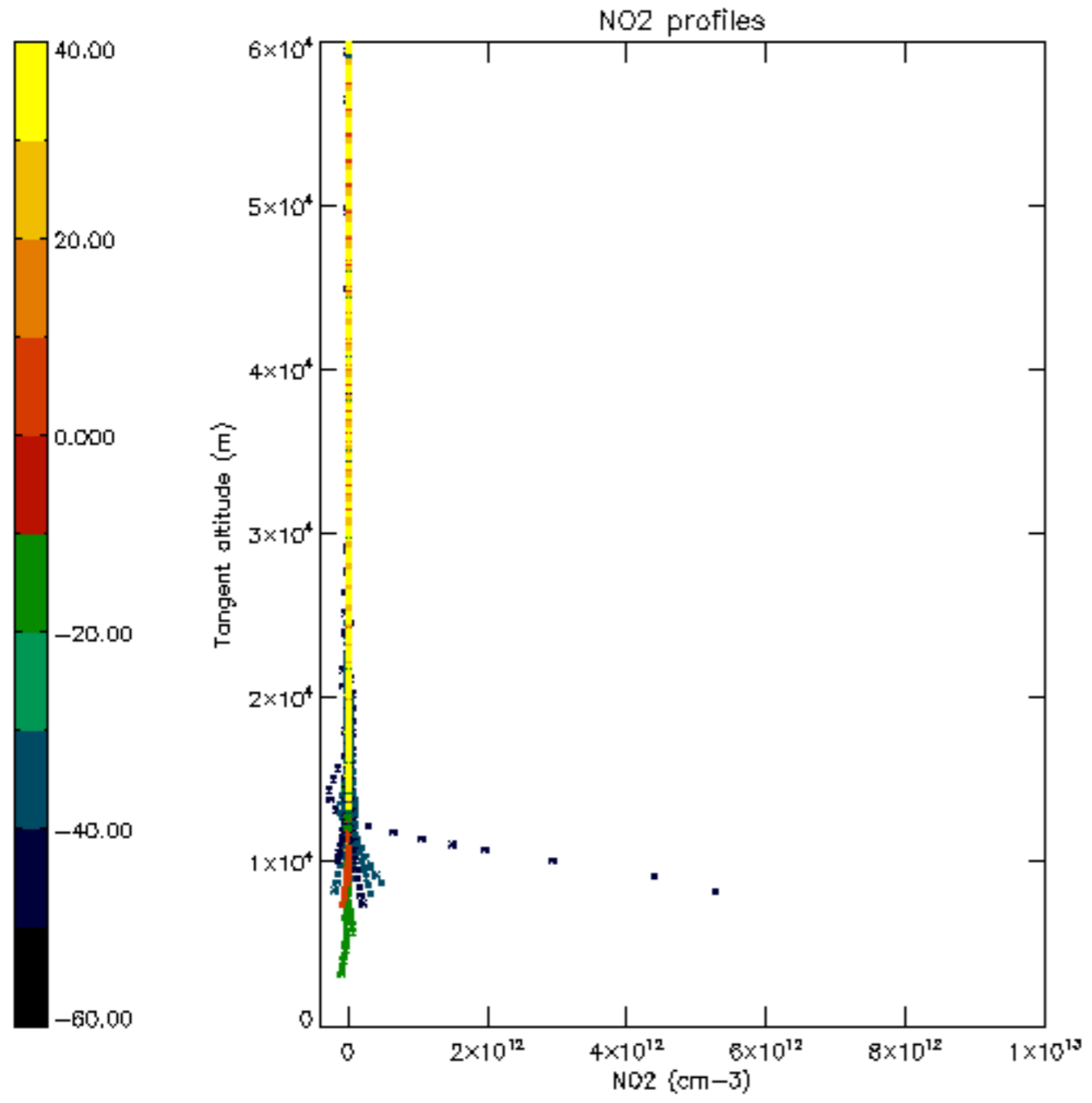


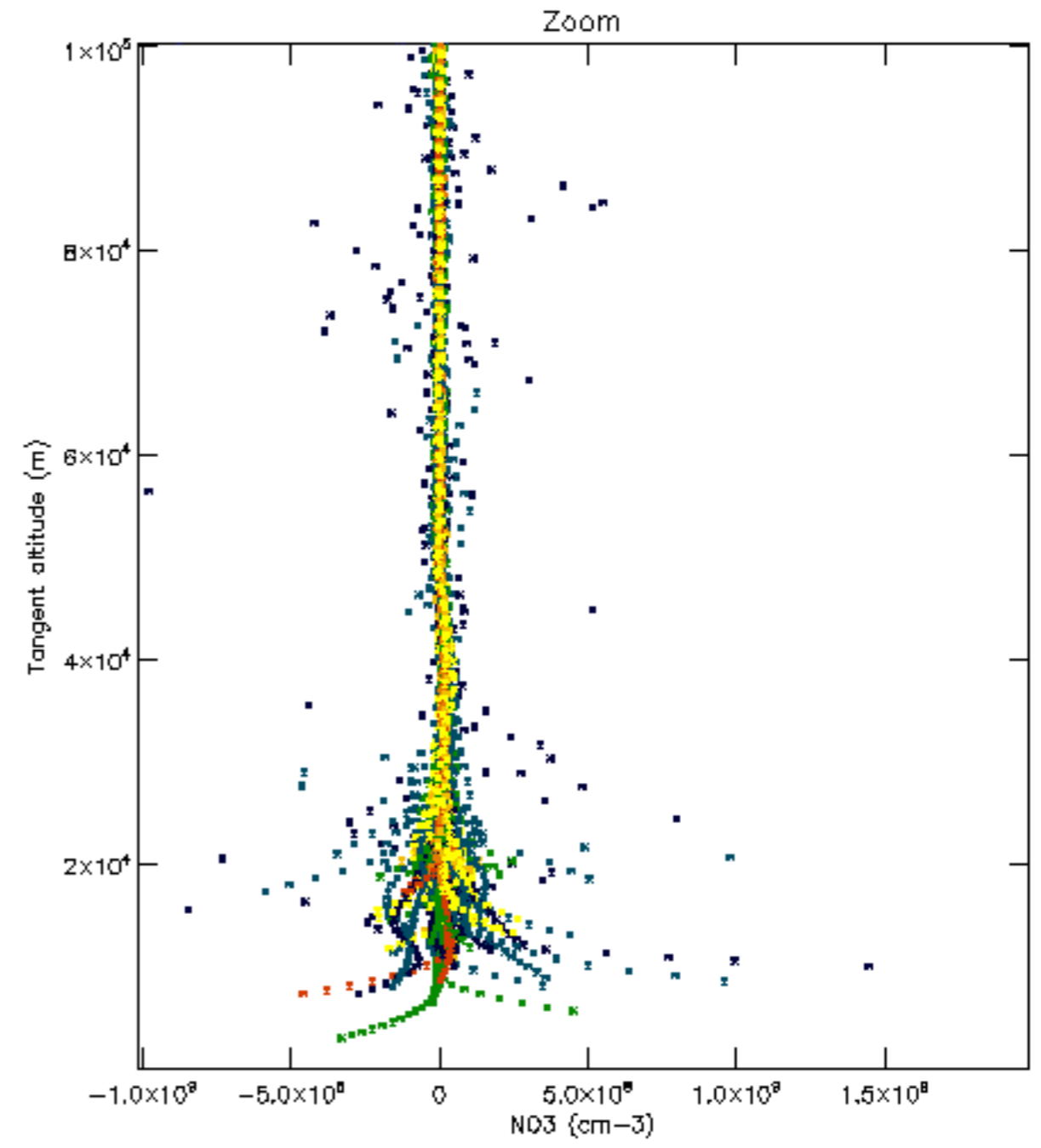
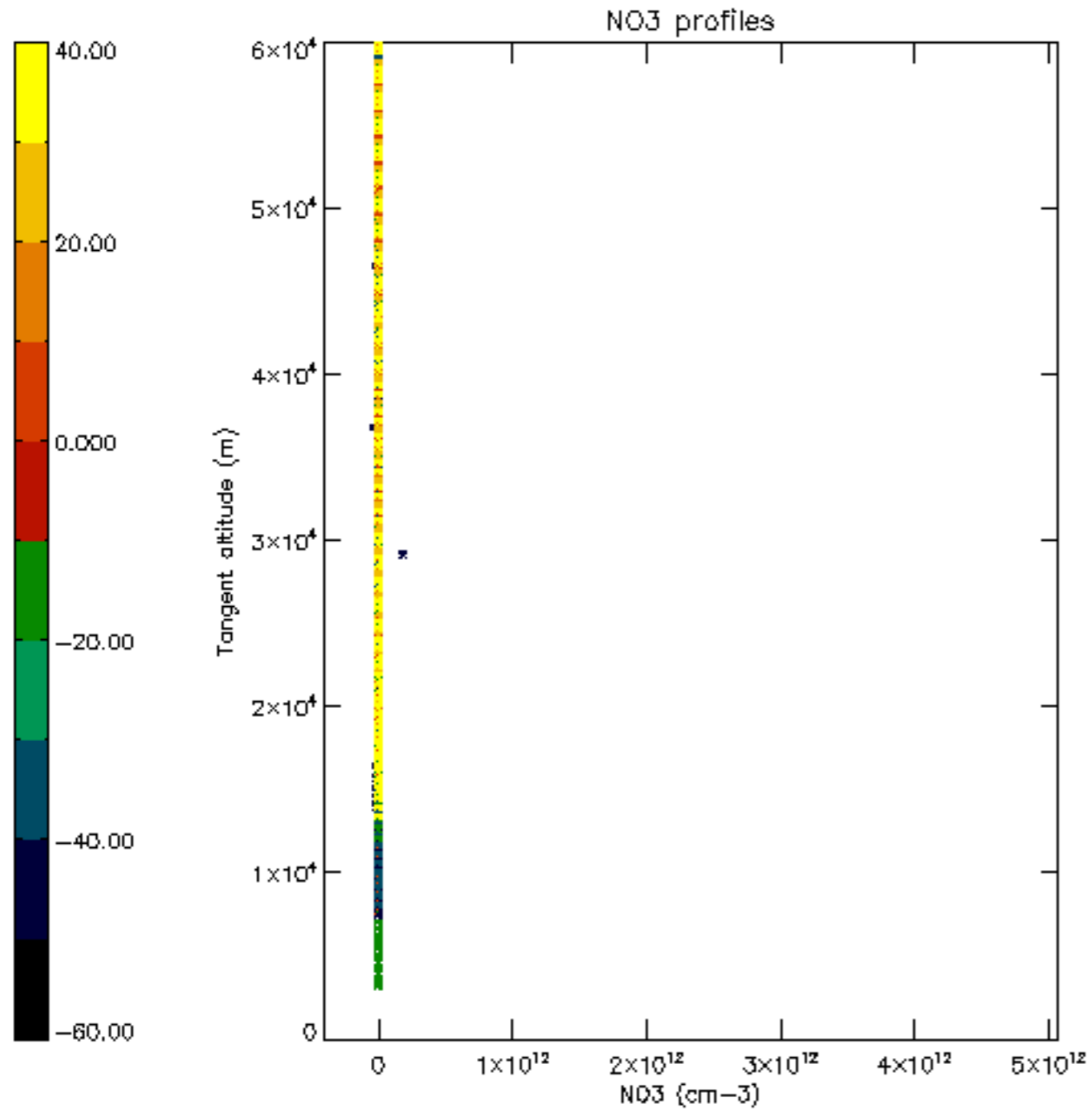


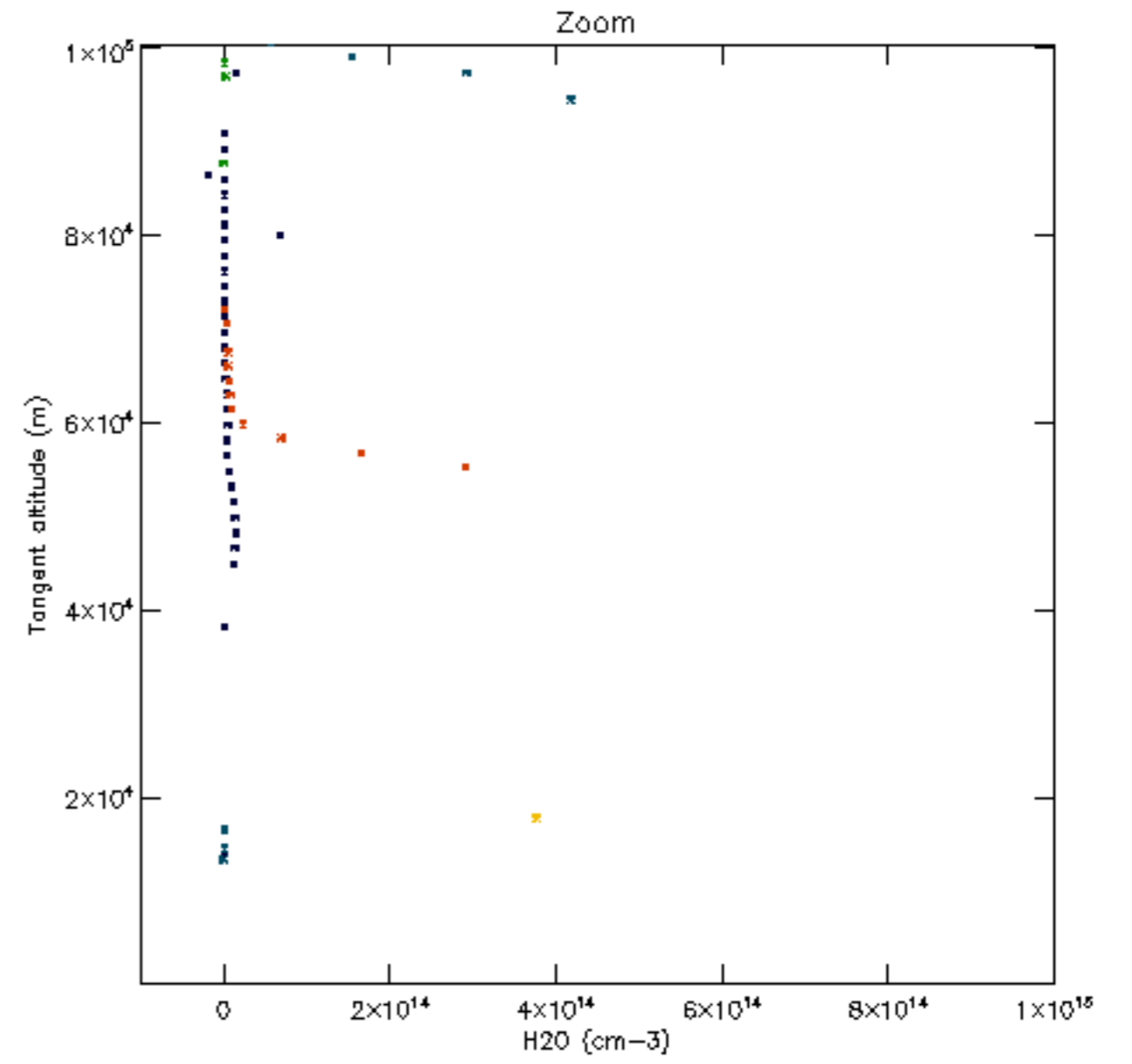
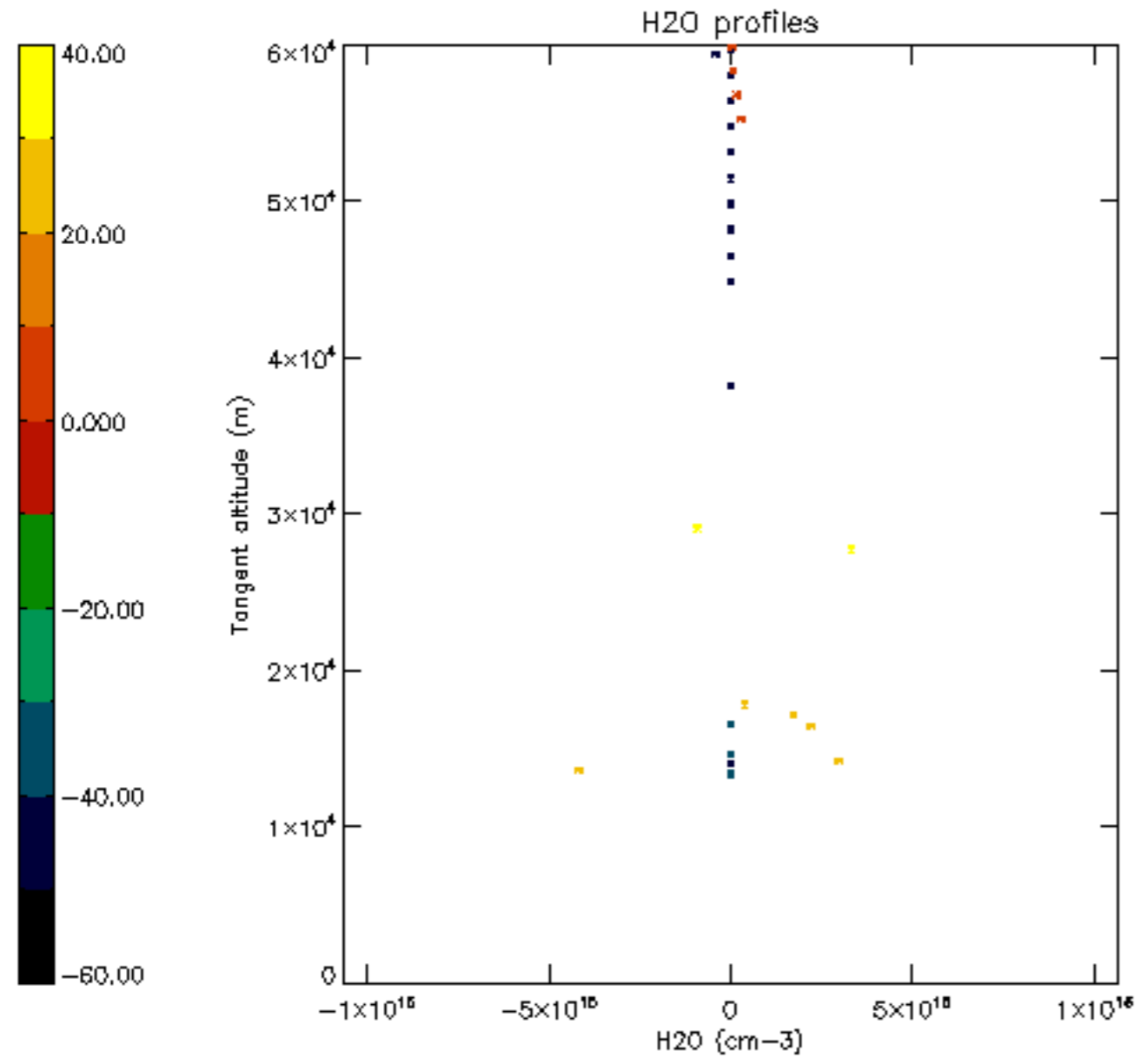


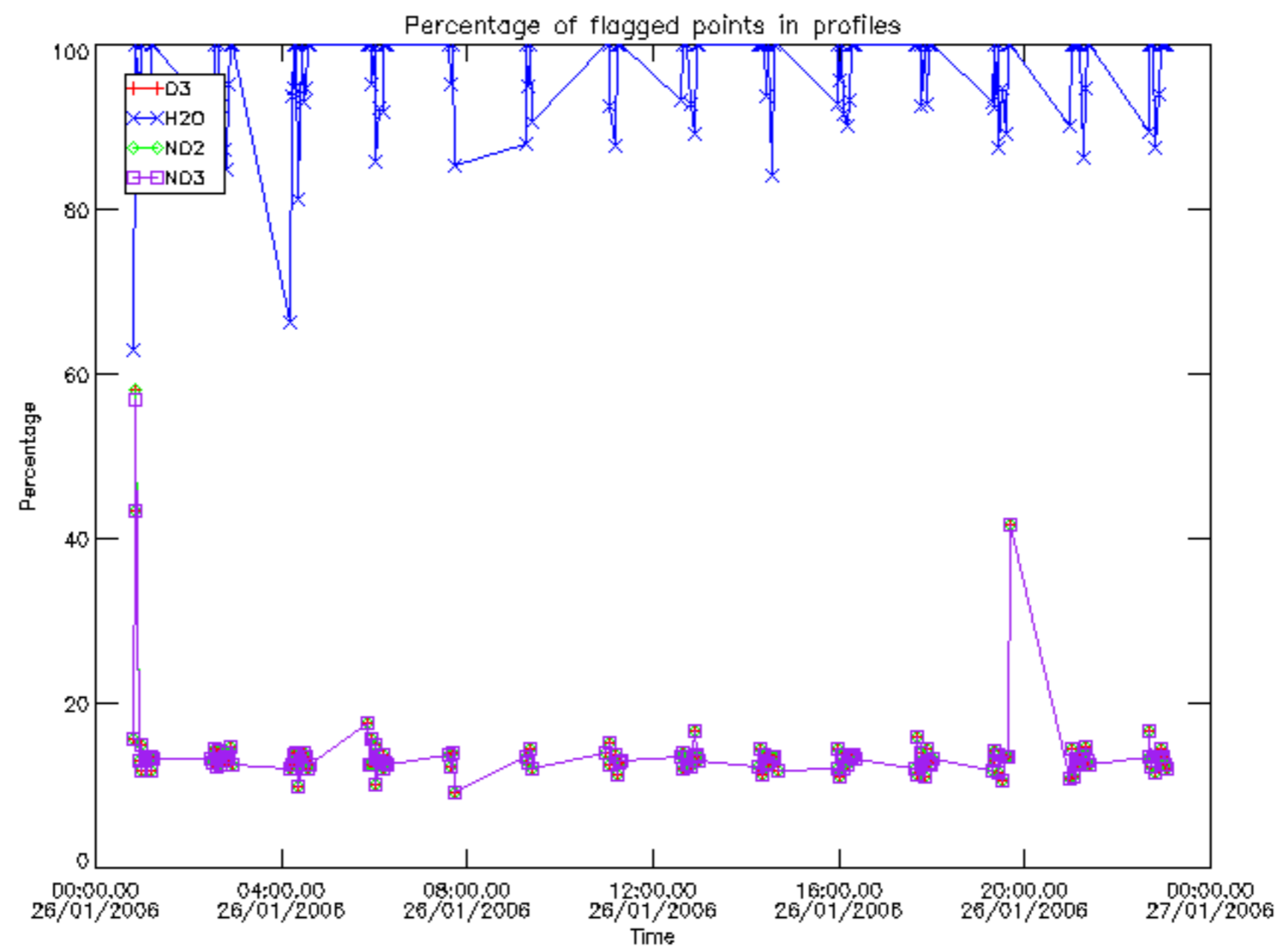




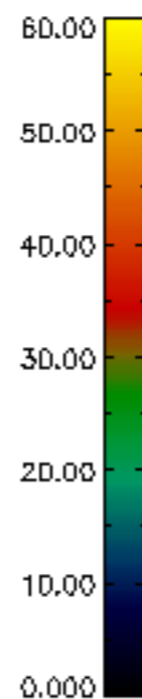
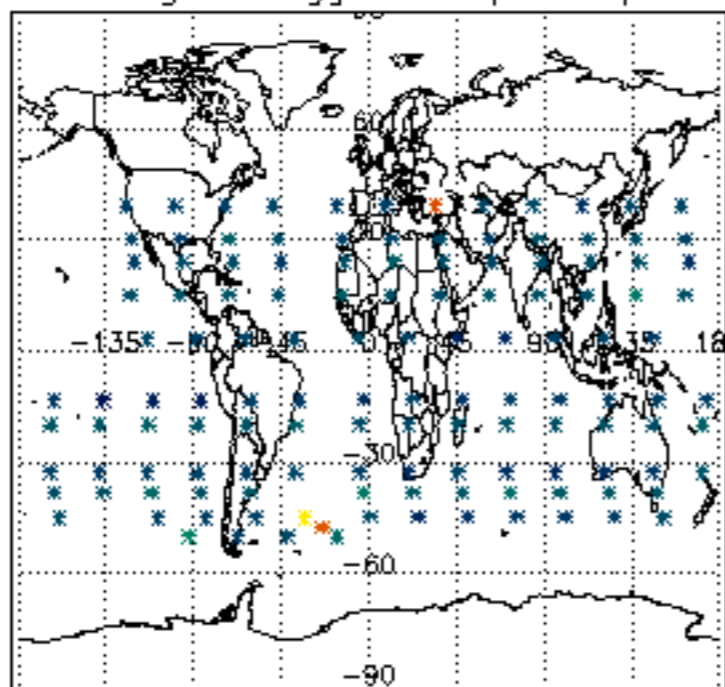




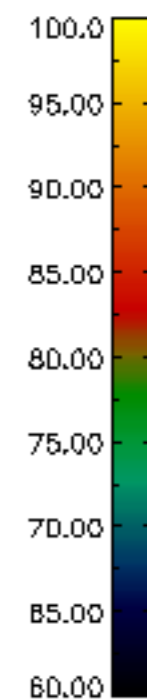
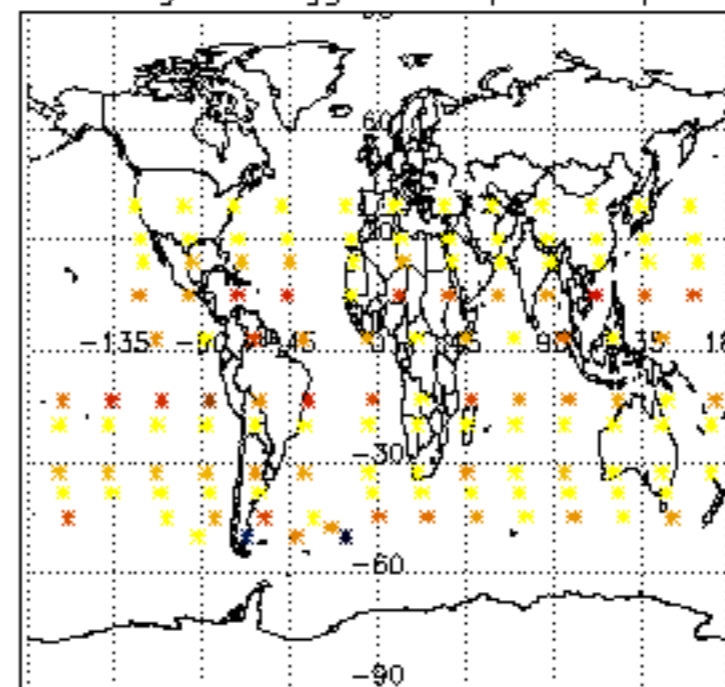




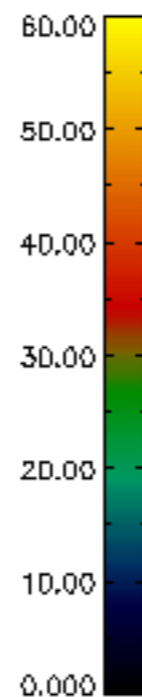
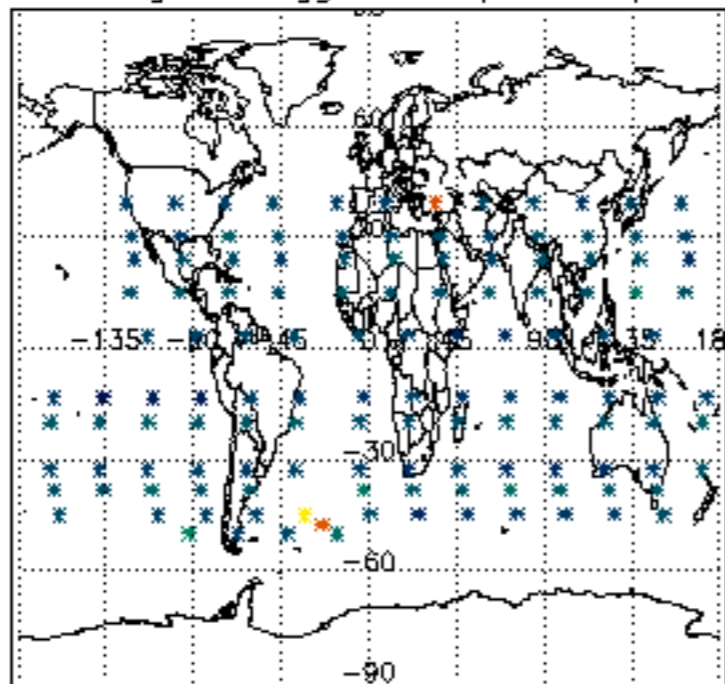
Percentage of flagged data per D3 profile



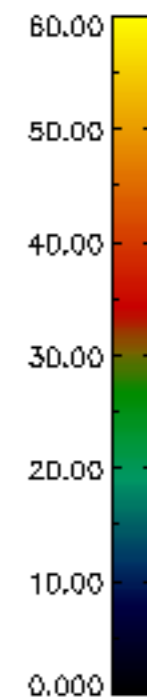
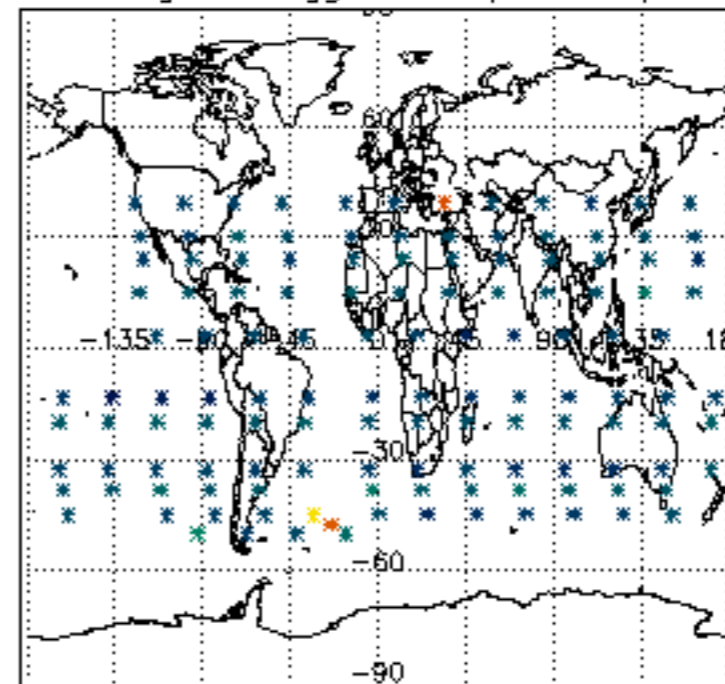
Percentage of flagged data per H2O profile

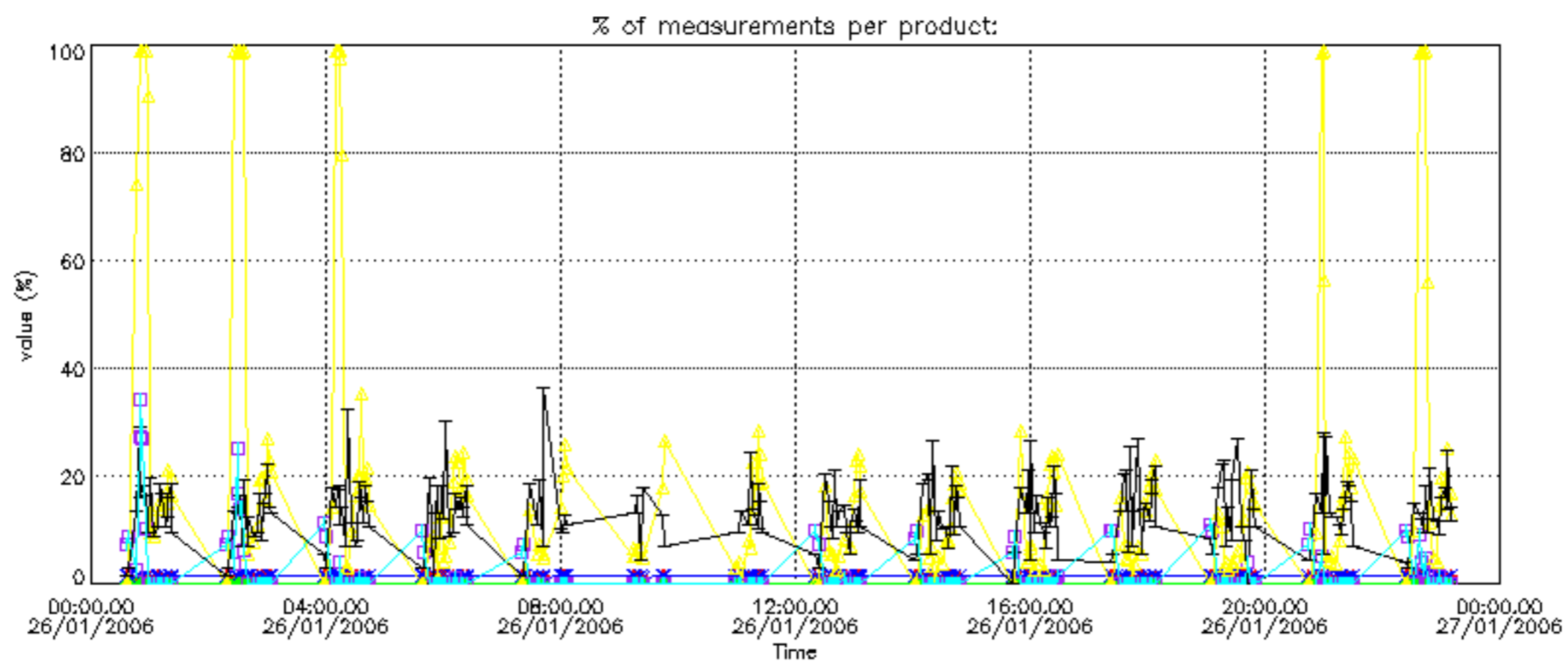


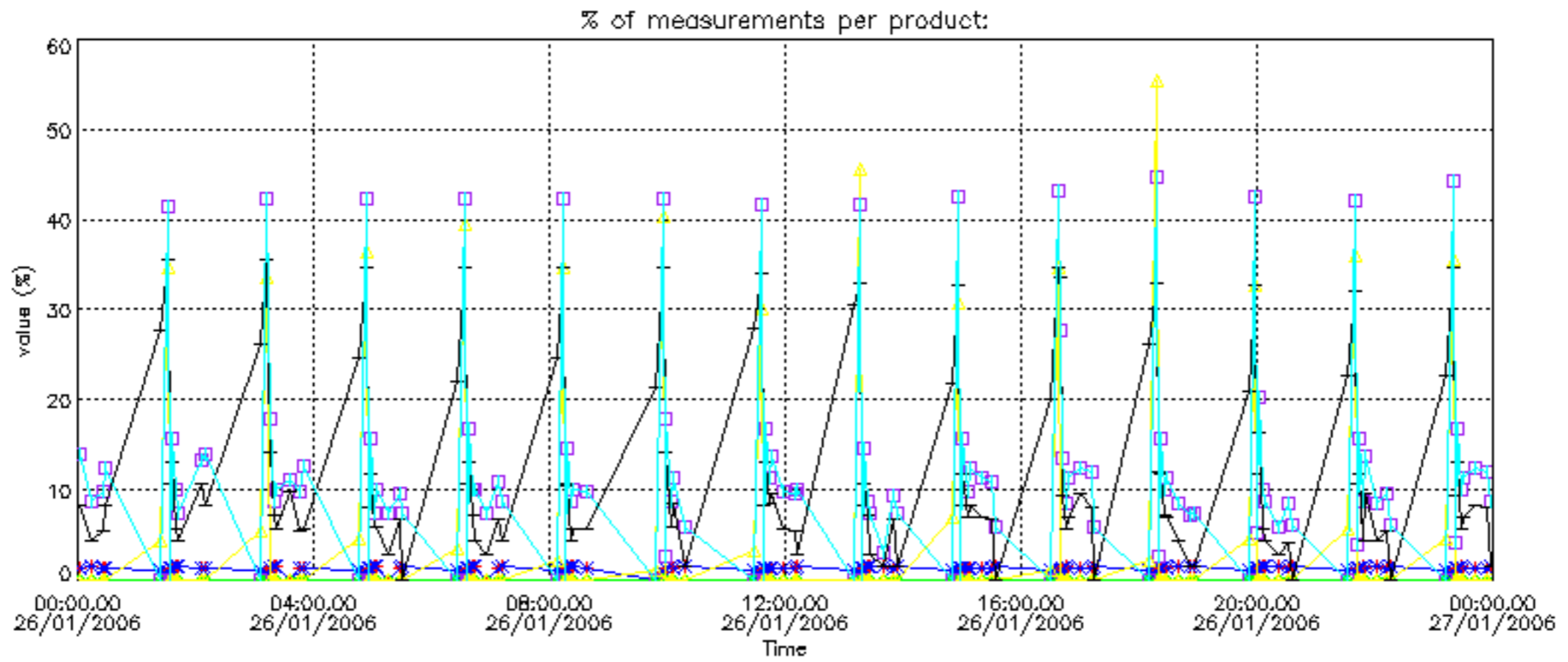
Percentage of flagged data per NO2 profile



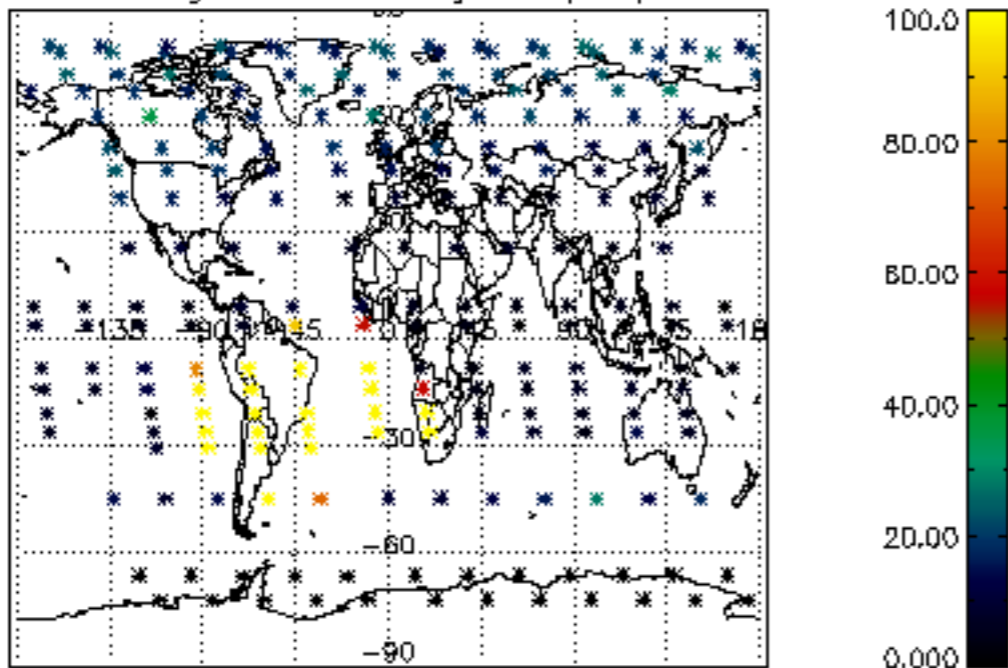
Percentage of flagged data per NO3 profile



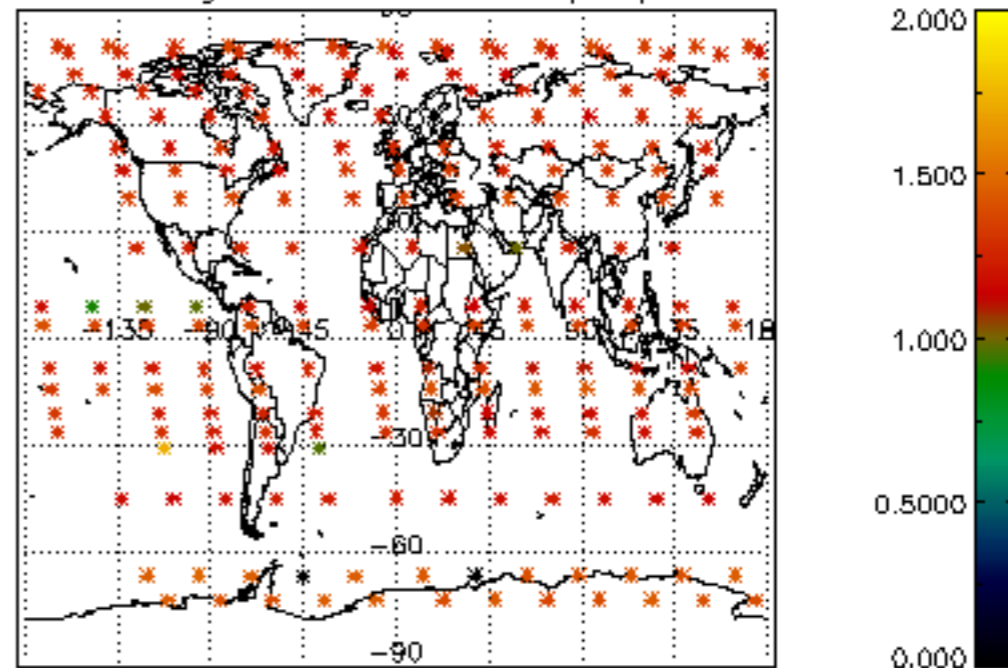




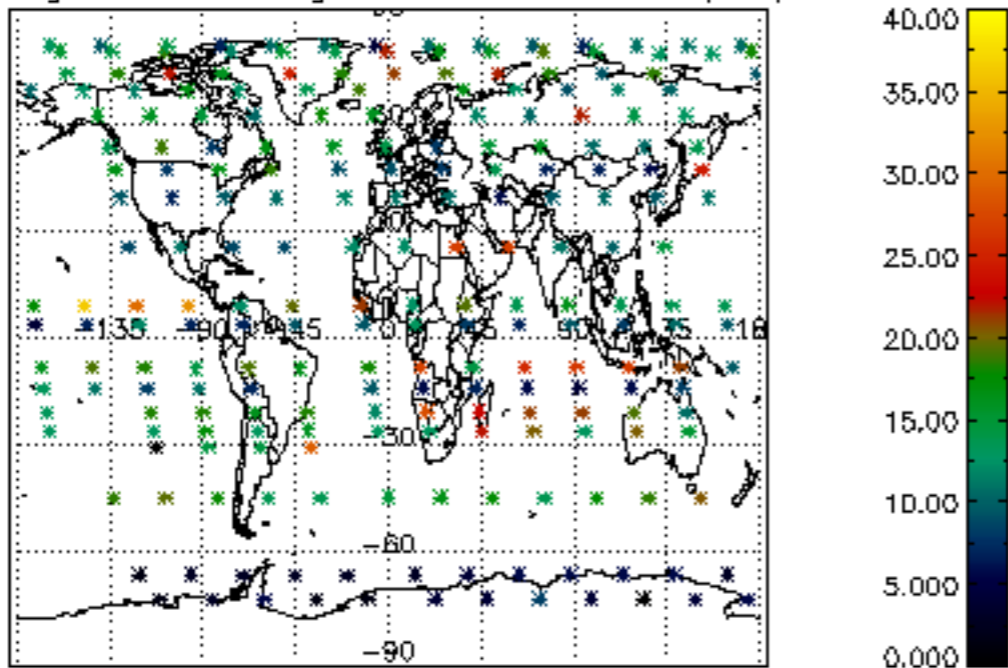
Percentage of cosmic ray hits per profile



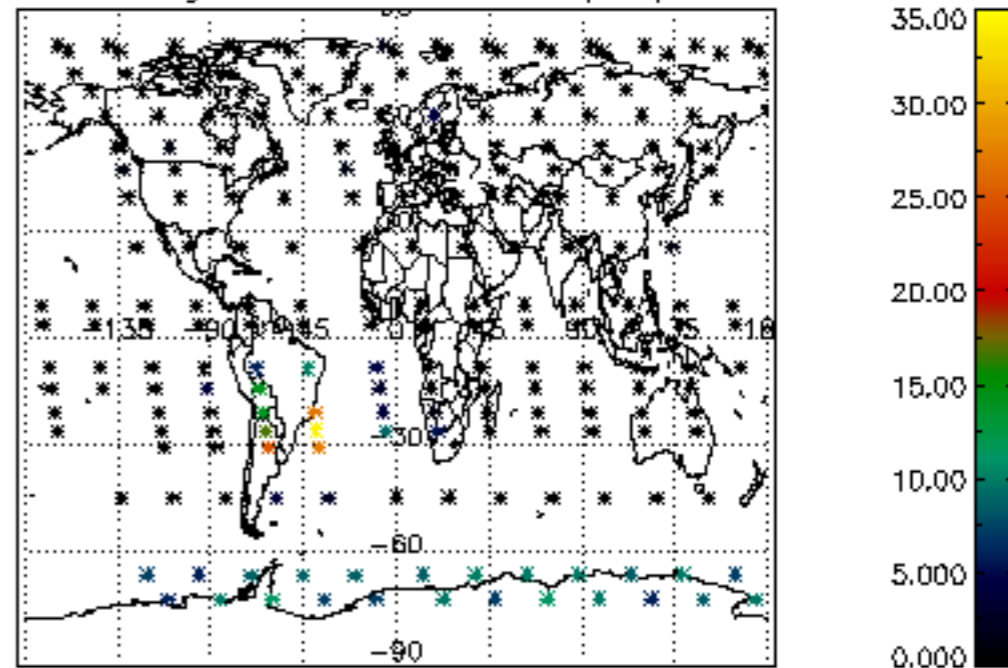
Percentage of datation errors per profile



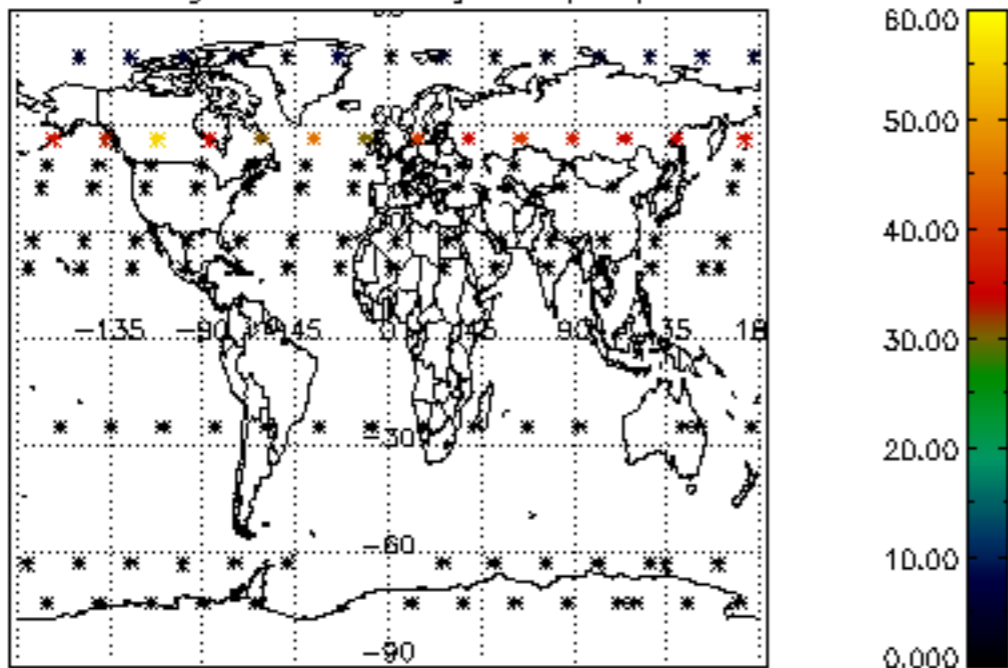
Percentage of star falling outside central band per profile



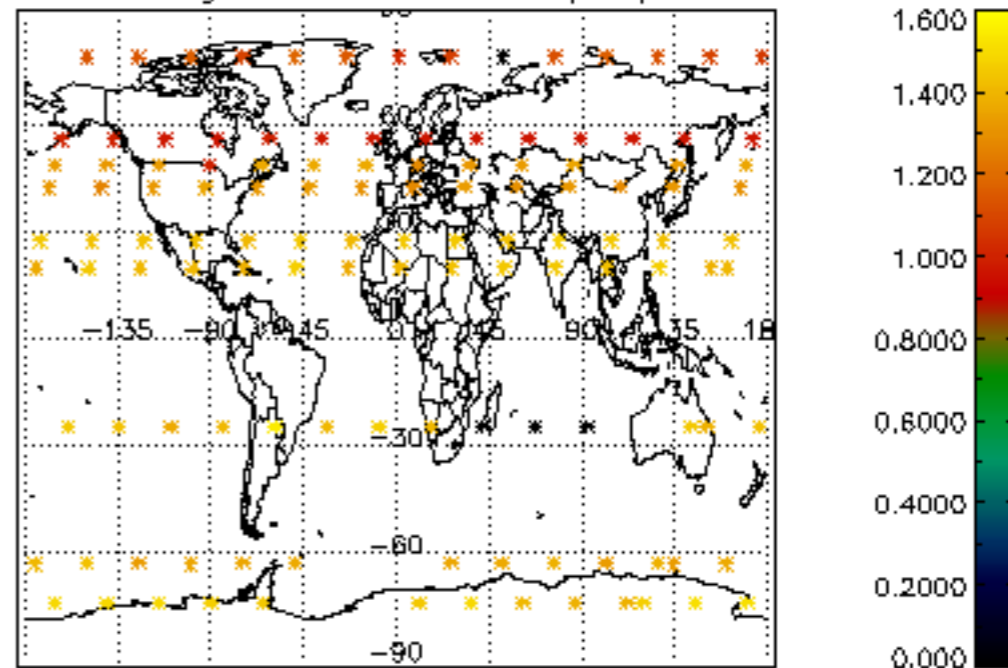
Percentage of saturation errors per profile



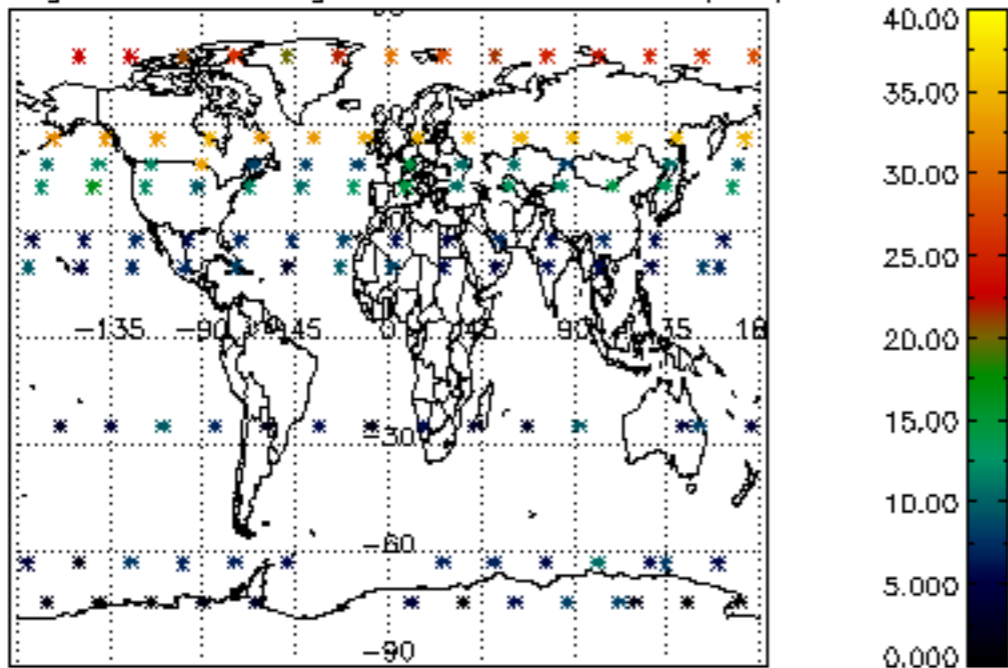
Percentage of cosmic ray hits per profile



Percentage of datation errors per profile



Percentage of star falling outside central band per profile



Percentage of saturation errors per profile

