

GOMOS Level 2 Daily Report

SUMMARY

[1. General Info](#)

[2. Summary of processed GOM_NL_2P products](#)

[3. Level 2 Quality information per product](#)

[3.1 Plot of level 2 quality information per product \(time dependant\)](#)

[3.2 Plot of level 2 quality information per product \(world map\)](#)

[4. Level 1 Quality information per product \(stored on level 2 products\)](#)

[4.1 Plot of level 1 quality information per product \(time dependant\)](#)

[4.1.1 Plot of level 1 quality information per product \(time dependant\): ASCENDING](#)

[4.1.2 Plot of level 1 quality information per product \(time dependant\): DESCENDING](#)

[4.2 Plot of level 1 quality information per product \(world map\)](#)

[4.2.1 Plot of level 1 quality information per product \(world map\): ASCENDING](#)

[4.2.2 Plot of level 1 quality information per product \(world map\): DESCENDING](#)

[5. Ozone profiles based on quality statistics and other trace gas profiles](#)

[5.1 Ozone statistics based on quality of products](#)

[5.2 Plot ozone profiles for all STD \(dark without errors\)](#)

[5.3 Plot ozone profiles where STD < 20% \(dark without errors\)](#)

[5.4. Plot ozone profiles where STD < 10% \(dark without errors\)](#)

[5.5. Plot ozone profiles where STD < 5% \(dark without errors\)](#)

[5.6 Plot NO2 profiles for all STD \(dark without errors\)](#)

[5.7 Plot NO3 profiles for all STD \(dark without errors\)](#)

[5.8 Plot H2O profiles \(only for occultations of stars 1,2,3,4,13,14,16,26,63 dark without errors\) for all STD](#)

[6. Auxiliary Data Files used for the production reported in section 2](#)

This report presents the daily analysis on parameters extracted from GOMOS level 2 data (GOM_NL__2P). It is intended to monitor some important parameters that will impact the quality of these products. A list of level 2 products (and content) that have arrived during the reporting day to the PCF is also given.

Item	Value
Time of report generation	22APR2013 14:44:30
Data source version	GOMOS/6.01
Start time of products	22-01-2006 (22JAN2006 00:00:00)
Stop time of products	23-01-2006 (23JAN2006 00:00:00)
Store outputs in DB	Yes
Nb of level 2 prods	230
Nb of prods with errors	0

2. Summary of processed GOM_NL__2P products.

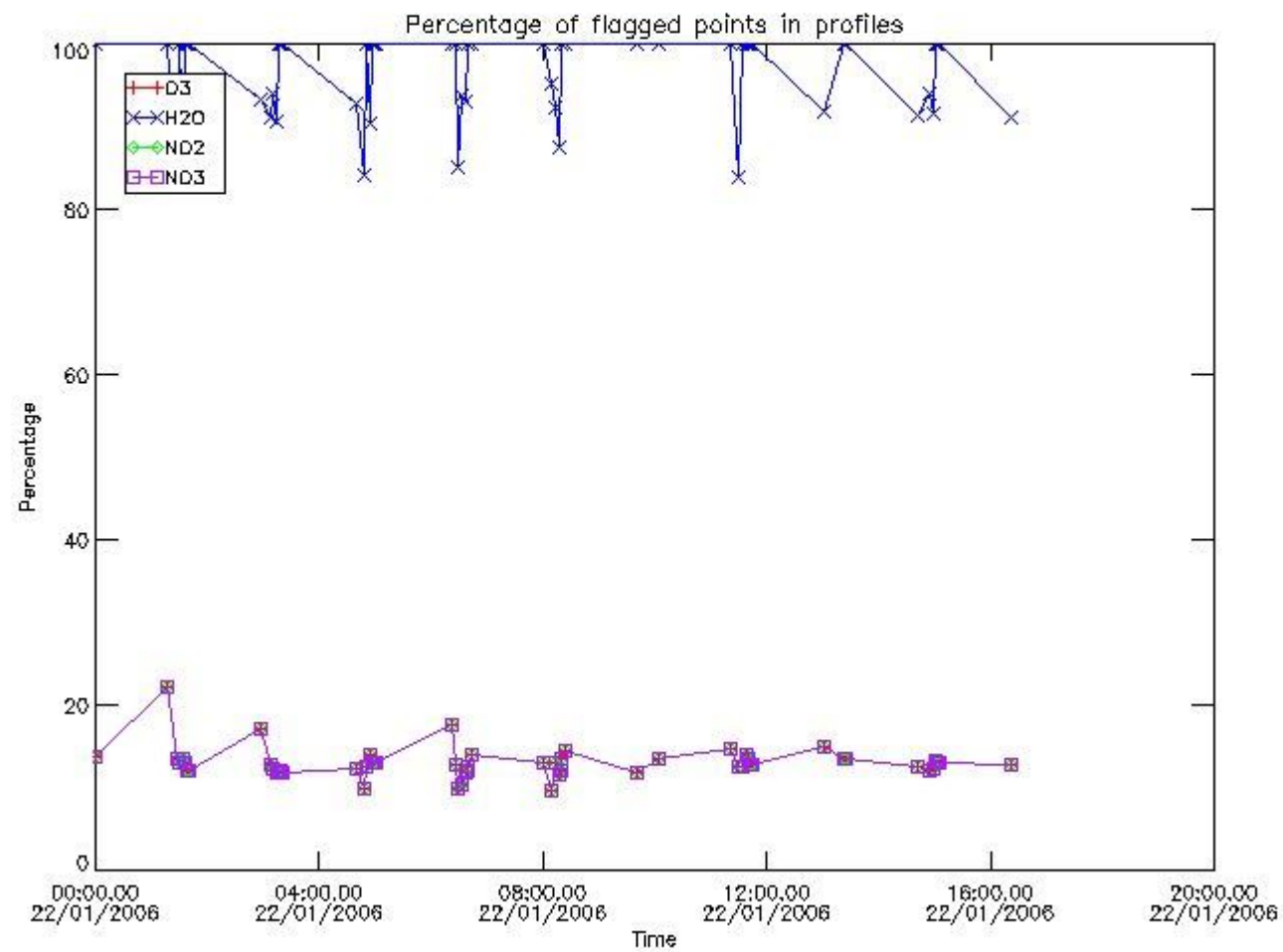
Nr	Filename	UTC Start time	Limb	Duration	Star Id	Star Name	Star Mag	Star Temp	Nb Meas	Orbit	Prod. error
1	GOM_NL__2PRFIN20060122_000017_000000412044_00274_20368_7767.N1	22-JAN-2006 00:00:17	Dark	41.000	34	Gam2Vel	1.7930	23000.	82	20368	No
2	GOM_NL__2PRFIN20060122_000224_000000432044_00274_20368_7768.N1	22-JAN-2006 00:02:24	Straylight	42.500	70	Zet Pup	2.2460	39000.	85	20368	No
3	GOM_NL__2PRFIN20060122_000356_000000402044_00274_20368_7769.N1	22-JAN-2006 00:03:56	Straylight	40.000	117	Pi Pup	2.7060	3800.0	80	20368	No
4	GOM_NL__2PRFIN20060122_000626_000000382044_00274_20368_7770.N1	22-JAN-2006 00:06:26	Straylight	38.000	23	21Eps CMa	1.5020	26000.	76	20368	No
5	GOM_NL__2PRFIN20060122_000749_000000392044_00274_20368_7771.N1	22-JAN-2006 00:07:49	Straylight	39.000	179	24Omi2CMa	3.0320	24000.	78	20368	No
6	GOM_NL__2PRFIN20060122_001000_000000462044_00274_20368_7772.N1	22-JAN-2006 00:10:00	Straylight	46.000	1	9Alp CMa	-1.4400	11000.	92	20368	No
7	GOM_NL__2PRFIN20060122_001710_000000492044_00274_20368_7773.N1	22-JAN-2006 00:17:10	Twilight	48.500	14	58Alp Ori	0.87000	3000.0	97	20368	No
8	GOM_NL__2PRFIN20060122_001924_000000412044_00274_20368_7774.N1	22-JAN-2006 00:19:24	Bright	41.000	44	24Gam Gem	1.9280	11000.	82	20368	No
9	GOM_NL__2PRFIN20060122_002109_000000392044_00274_20368_7775.N1	22-JAN-2006 00:21:09	Bright	38.500	151	13Mu Gem	2.8900	3000.0	77	20368	No
10	GOM_NL__2PRFIN20060122_002320_000000372044_00274_20368_7776.N1	22-JAN-2006 00:23:20	Bright	36.500	28	12Bet Tau	1.6500	15200.	73	20368	No
11	GOM_NL__2PRFIN20060122_002522_000000342044_00274_20368_7777.N1	22-JAN-2006 00:25:22	Bright	34.000	107	37The Aur	2.6490	11000.	68	20368	No
12	GOM_NL__2PRFIN20060122_002731_000000352044_00274_20368_7778.N1	22-JAN-2006 00:27:31	Bright	35.000	42	34Bet Aur	1.9000	10200.	70	20368	No
13	GOM_NL__2PRFIN20060122_004003_000000332044_00274_20368_7779.N1	22-JAN-2006 00:40:03	Bright	32.500	49	1Alp UMi	1.9900	6300.0	65	20368	No
14	GOM_NL__2PRFIN20060122_005101_000000372044_00274_20368_7780.N1	22-JAN-2006 00:51:01	Bright	36.500	130	23Bet Dra	2.7990	5800.0	73	20368	No
15	GOM_NL__2PRFIN20060122_005419_000000342044_00274_20368_7781.N1	22-JAN-2006 00:54:19	Bright	34.000	5	3Alp Lyr	0.033000	11000.	68	20368	No
16	GOM_NL__2PRFIN20060122_010218_000000342044_00274_20368_7782.N1	22-JAN-2006 01:02:18	Bright	34.000	59	55Alp Oph	2.0800	8900.0	68	20368	No
17	GOM_NL__2PRFIN20060122_010425_000000332044_00274_20368_7783.N1	22-JAN-2006 01:04:25	Bright	33.000	126	60Bet Oph	2.7700	4250.0	66	20368	No
18	GOM_NL__2PRFIN20060122_011556_000000422044_00274_20368_7784.N1	22-JAN-2006 01:15:56	Twilight	42.000	75	26Eps Sco	2.2910	4250.0	84	20368	No
19	GOM_NL__2PRFIN20060122_011731_000000302044_00274_20368_7785.N1	22-JAN-2006 01:17:31	Dark	30.000	40	The Sco	1.8590	7100.0	60	20368	No
20	GOM_NL__2PRFIN20060122_012638_000000382044_00275_20369_7762.N1	22-JAN-2006 01:26:38	Dark	38.000	10	Bet Cen	0.61000	28000.	76	20369	No
21	GOM_NL__2PRFIN20060122_013006_000000392044_00275_20369_7763.N1	22-JAN-2006 01:30:06	Dark	39.000	12	Alp1Cru	0.77500	30000.	78	20369	No
22	GOM_NL__2PRFIN20060122_013418_000000382044_00275_20369_7764.N1	22-JAN-2006 01:34:18	Dark	37.500	29	Bet Car	1.6720	10200.	75	20369	No
23	GOM_NL__2PRFIN20060122_013625_000000402044_00275_20369_7765.N1	22-JAN-2006 01:36:25	Dark	39.500	71	lot Car	2.2460	7700.0	79	20369	No
24	GOM_NL__2PRFIN20060122_013815_000000432044_00275_20369_7766.N1	22-JAN-2006 01:38:15	Dark	42.500	46	Del Vel	1.9540	10600.	85	20369	No
25	GOM_NL__2PRFIN20060122_014053_000000432044_00275_20369_7767.N1	22-JAN-2006 01:40:53	Dark	42.500	34	Gam2Vel	1.7930	23000.	85	20369	No
26	GOM_NL__2PRFIN20060122_014300_000000382044_00275_20369_7768.N1	22-JAN-2006 01:43:00	Straylight	38.000	70	Zet Pup	2.2460	39000.	76	20369	No
27	GOM_NL__2PRFIN20060122_014432_000000412044_00275_20369_7769.N1	22-JAN-2006 01:44:32	Straylight	41.000	117	Pi Pup	2.7060	3800.0	82	20369	No
28	GOM_NL__2PRFIN20060122_014702_000000422044_00275_20369_7770.N1	22-JAN-2006 01:47:02	Straylight	42.000	23	21Eps CMa	1.5020	26000.	84	20369	No
29	GOM_NL__2PRFIN20060122_014825_000000382044_00275_20369_7771.N1	22-JAN-2006 01:48:25	Straylight	37.500	179	24Omi2CMa	3.0320	24000.	75	20369	No
30	GOM_NL__2PRFIN20060122_015036_000000442044_00275_20369_7772.N1	22-JAN-2006 01:50:36	Straylight	43.500	1	9Alp CMa	-1.4400	11000.	87	20369	No
31	GOM_NL__2PRFIN20060122_015746_000000522044_00275_20369_7773.N1	22-JAN-2006 01:57:46	Twilight	52.000	14	58Alp Ori	0.87000	3000.0	104	20369	No
32	GOM_NL__2PRFIN20060122_020000_000000522044_00275_20369_7774.N1	22-JAN-2006 02:00:00	Bright	52.000	44	24Gam Gem	1.9280	11000.	104	20369	No
33	GOM_NL__2PRFIN20060122_020145_000000382044_00275_20369_7775.N1	22-JAN-2006 02:01:45	Bright	38.000	151	13Mu Gem	2.8900	3000.0	76	20369	No
34	GOM_NL__2PRFIN20060122_020356_000000372044_00275_20369_7776.N1	22-JAN-2006 02:03:56	Bright	36.500	28	12Bet Tau	1.6500	15200.	73	20369	No
35	GOM_NL__2PRFIN20060122_020558_000000352044_00275_20369_7777.N1	22-JAN-2006 02:05:58	Bright	34.500	107	37The Aur	2.6490	11000.	69	20369	No
36	GOM_NL__2PRFIN20060122_020807_000000372044_00275_20369_7778.N1	22-JAN-2006 02:08:07	Bright	36.500	42	34Bet Aur	1.9000	10200.	73	20369	No
37	GOM_NL__2PRFIN20060122_022039_000000342044_00275_20369_7779.N1	22-JAN-2006 02:20:39	Bright	33.500	49	1Alp UMi	1.9900	6300.0	67	20369	No
38	GOM_NL__2PRFIN20060122_023137_000000362044_00275_20369_7780.N1	22-JAN-2006 02:31:37	Bright	36.000	130	23Bet Dra	2.7990	5800.0	72	20369	No
39	GOM_NL__2PRFIN20060122_023455_000000372044_00275_20369_7781.N1	22-JAN-2006 02:34:55	Bright	36.500	5	3Alp Lyr	0.033000	11000.	73	20369	No
40	GOM_NL__2PRFIN20060122_024254_000000342044_00275_20369_7782.N1	22-JAN-2006 02:42:54	Bright	34.000	59	55Alp Oph	2.0800	8900.0	68	20369	No
41	GOM_NL__2PRFIN20060122_024501_000000342044_00275_20369_7783.N1	22-JAN-2006 02:45:01	Bright	33.500	126	60Bet Oph	2.7700	4250.0	67	20369	No
42	GOM_NL__2PRFIN20060122_025632_000000412044_00275_20369_7784.N1	22-JAN-2006 02:56:32	Twilight	41.000	75	26Eps Sco	2.2910	4250.0	82	20369	No

220	GOM_NL__2PRFIN20060122_153046_000000352044_00283_20377_7799.N1	22-JAN-2006 15:30:46	Bright	35.000	107	37The Aur	2.6490	11000.	70	20377	No
221	GOM_NL__2PRFIN20060122_153255_000000352044_00283_20377_7800.N1	22-JAN-2006 15:32:55	Bright	35.000	42	34Bet Aur	1.9000	10200.	70	20377	No
222	GOM_NL__2PRFIN20060122_154527_000000352044_00283_20377_7801.N1	22-JAN-2006 15:45:27	Bright	35.000	49	1Alp UMi	1.9900	6300.0	70	20377	No
223	GOM_NL__2PRFIN20060122_155625_000000372044_00283_20377_7802.N1	22-JAN-2006 15:56:25	Bright	37.000	130	23Bet Dra	2.7990	5800.0	74	20377	No
224	GOM_NL__2PRFIN20060122_155944_000000382044_00283_20377_7803.N1	22-JAN-2006 15:59:44	Bright	37.500	5	3Alp Lyr	0.033000	11000.	75	20377	No
225	GOM_NL__2PRFIN20060122_160744_000000352044_00283_20377_7804.N1	22-JAN-2006 16:07:44	Bright	35.000	59	55Alp Oph	2.0800	8900.0	70	20377	No
226	GOM_NL__2PRFIN20060122_160950_000000352044_00283_20377_7805.N1	22-JAN-2006 16:09:50	Bright	35.000	126	60Bet Oph	2.7700	4250.0	70	20377	No
227	GOM_NL__2PRFIN20060122_161559_000000392044_00283_20377_7806.N1	22-JAN-2006 16:15:59	Bright	39.000	86	35Eta Oph	2.4300	10200.	78	20377	No
228	GOM_NL__2PRFIN20060122_161953_000000462044_00283_20377_7807.N1	22-JAN-2006 16:19:53	Twilight	45.500	16	21Alp Sco	1.0200	3000.0	91	20377	No
229	GOM_NL__2PRFIN20060122_162123_000000412044_00283_20377_7808.N1	22-JAN-2006 16:21:23	Twilight	40.500	75	26Eps Sco	2.2910	4250.0	81	20377	No
230	GOM_NL__2PRFIN20060122_162256_000000402044_00283_20377_7809.N1	22-JAN-2006 16:22:56	Dark	39.500	40	The Sco	1.8590	7100.0	79	20377	No

3. Quality information per product


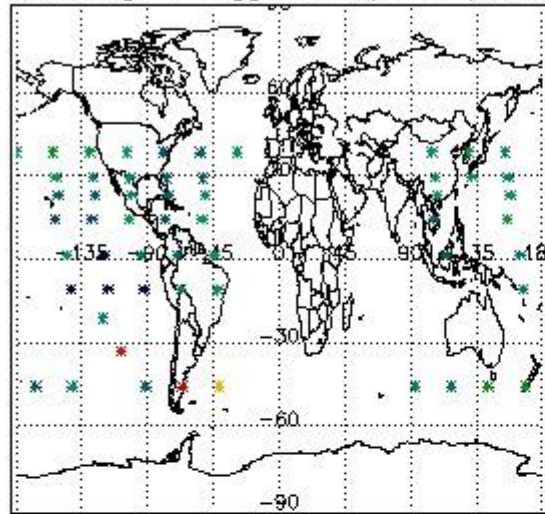
In this section it is plotted some information contained in the Quality Summary data set of the level 2 products. Only products in dark limb conditions and without errors (error flag in the MPH set to "0") are used.

3.1 Plot quality information per product (time dependant)

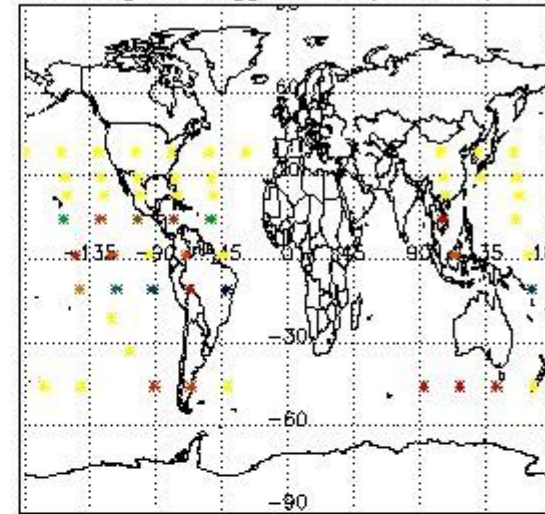


3.2 Plot quality information per product (world map)

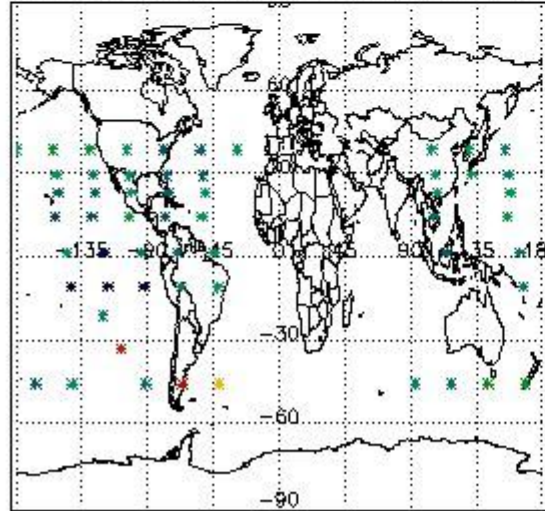
Percentage of flagged data per O3 profile



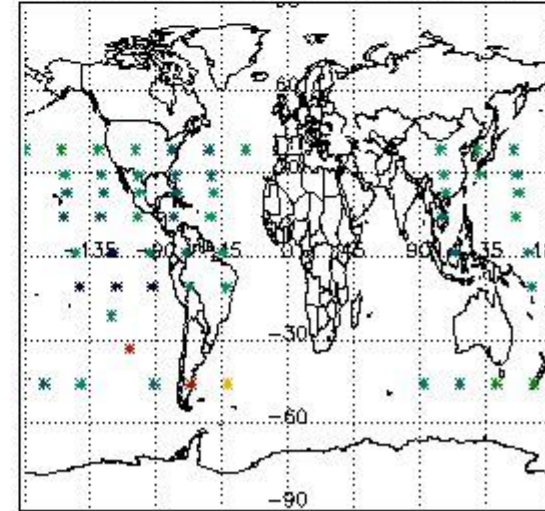
Percentage of flagged data per H2O profile



Percentage of flagged data per NO2 profile



Percentage of flagged data per NO3 profile

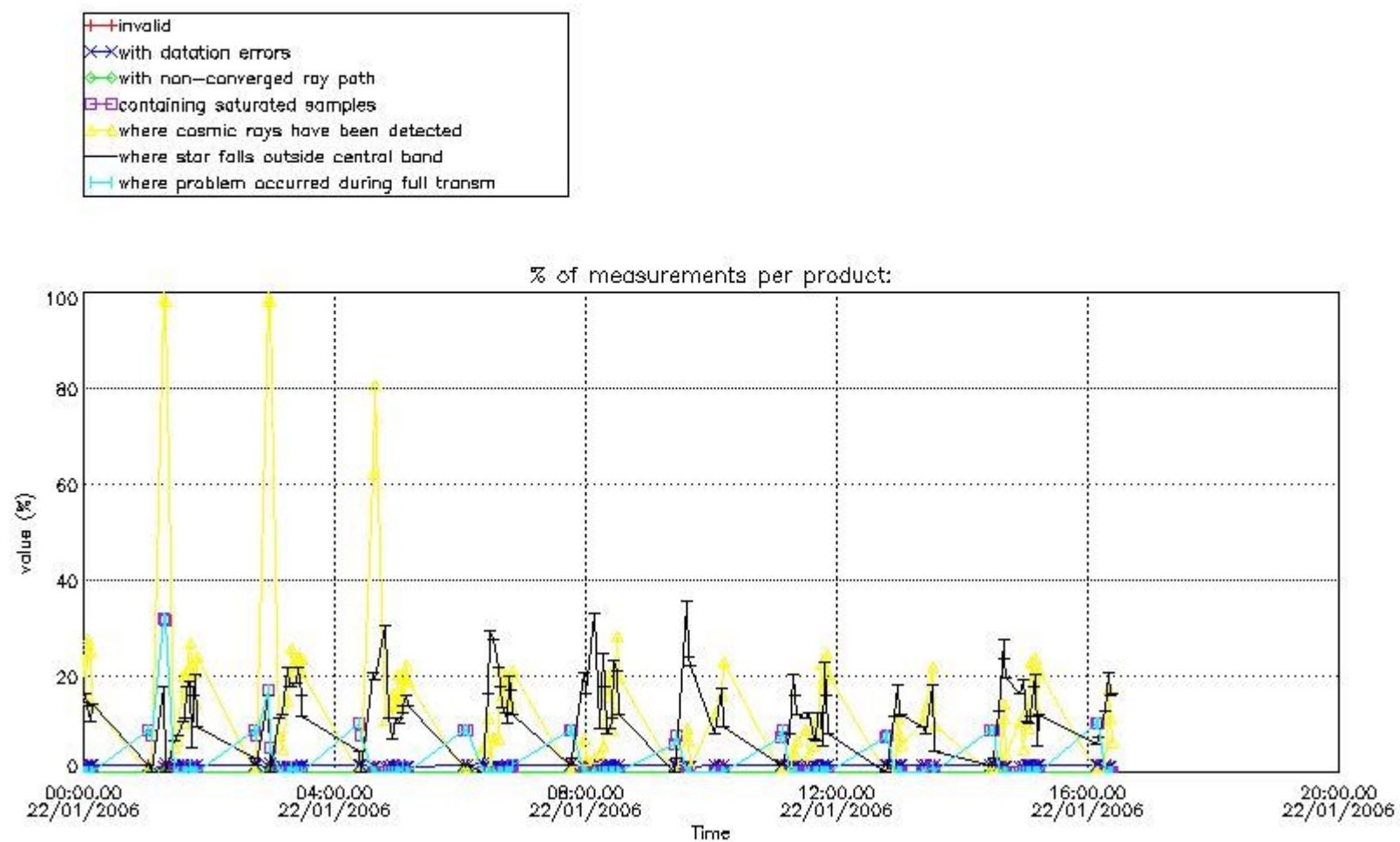


4. Level 1 quality information per product

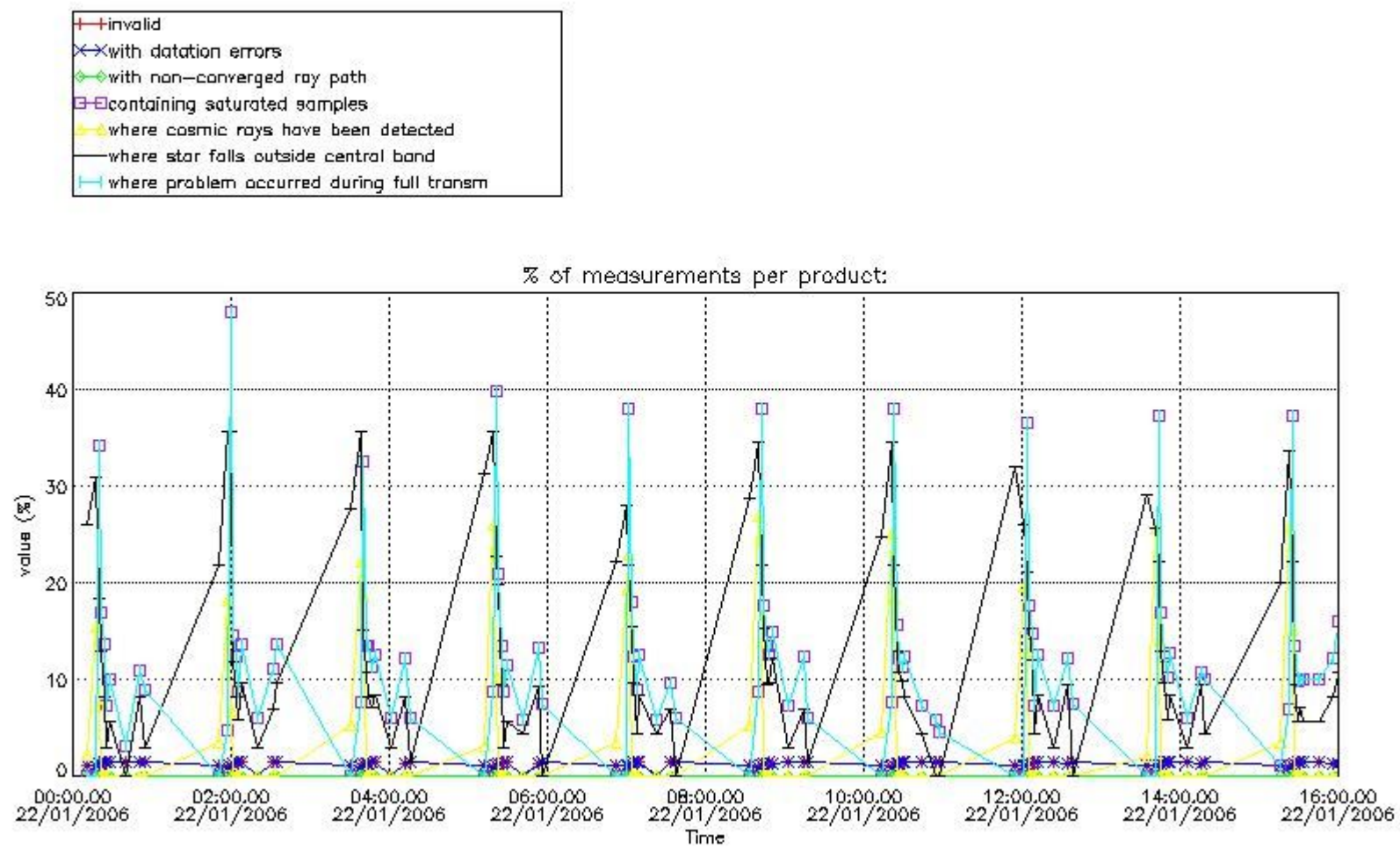
In this section it is plotted some information contained in the Quality Summary data set of the level 2 products that comes from the level 1b processing. Products without errors (error flag in the MPH set to "0") are used.

4.1 Plot quality information per product (time dependant) coming from level 1b processing

4.1.1 Plot level 1 quality information per product (time dependant): ENVISAT ASCENDING passes

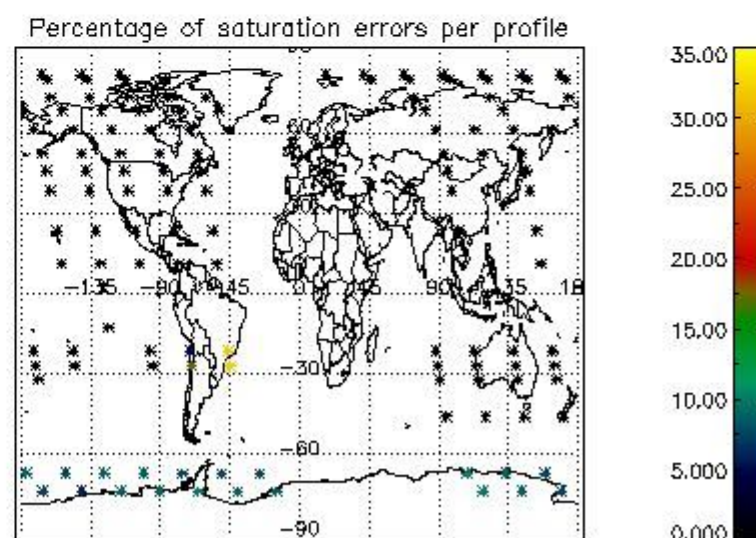
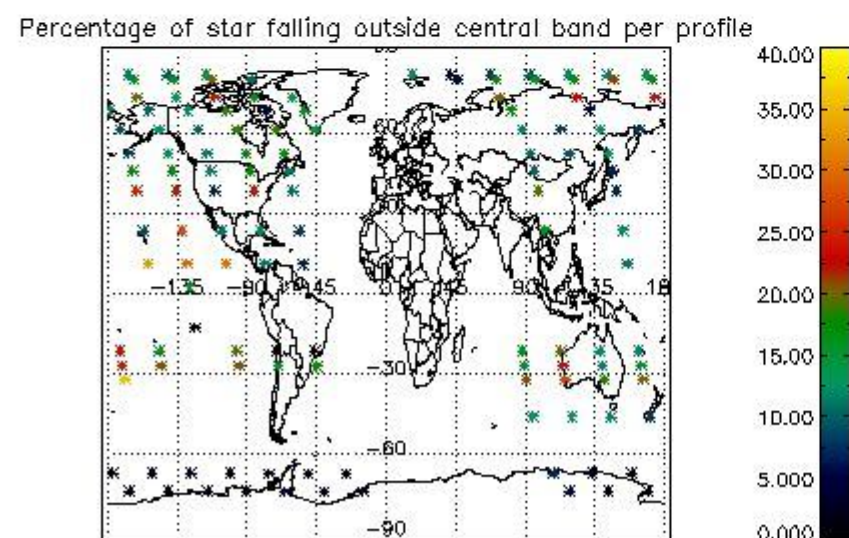
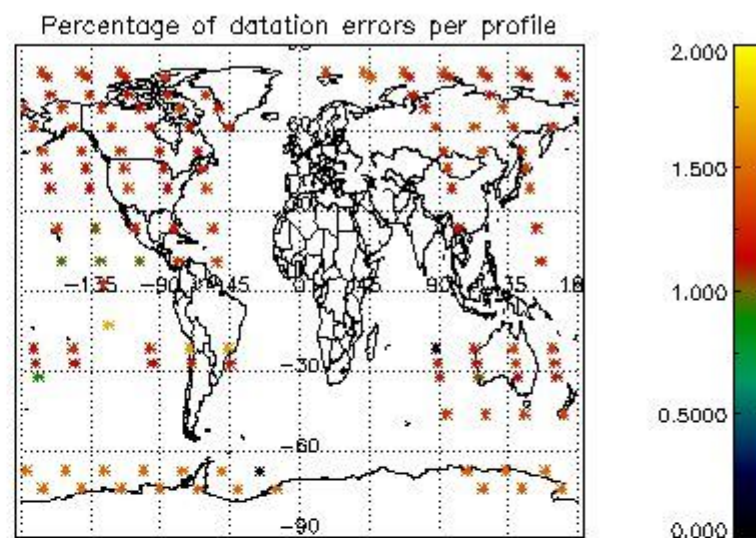
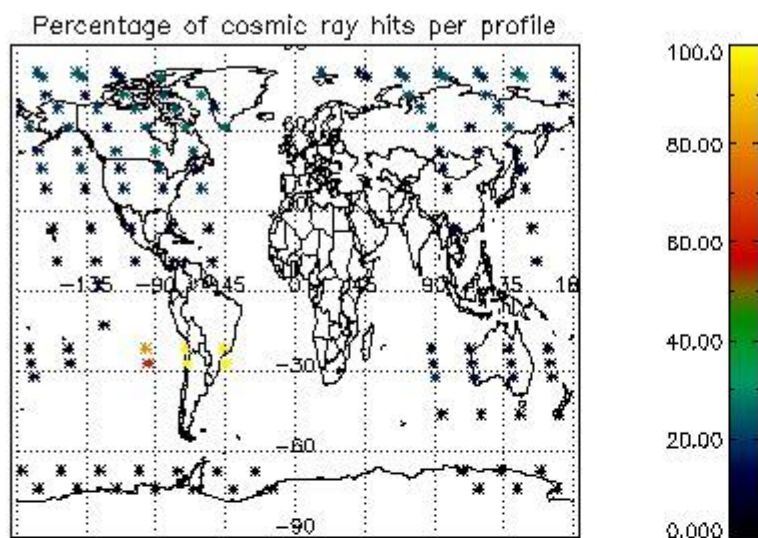


4.1.2 Plot level 1 quality information per product (time dependant): ENVISAT DESCENDING passes



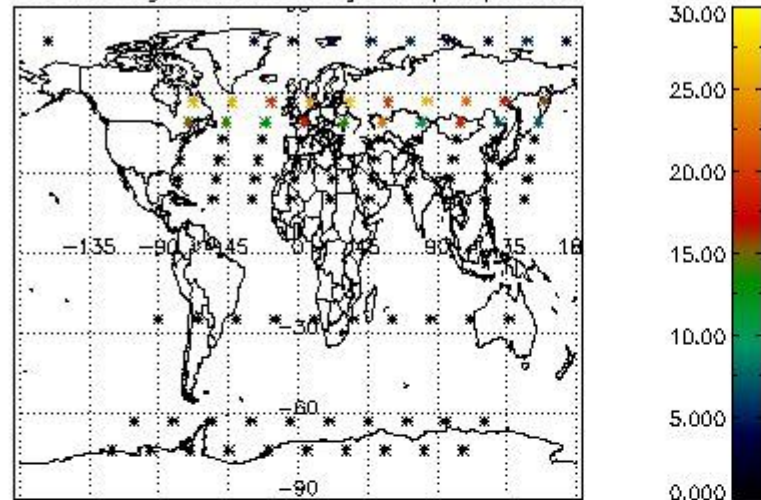
4.2 Plot quality information per product coming from level 1b processing (world map)

4.2.1 Plot level 1 quality information per product (world map): ENVISAT ASCENDING passes

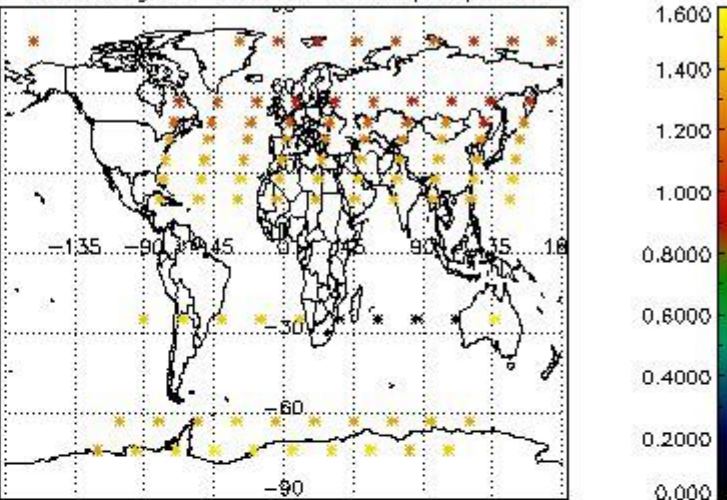


4.2.2 Plot level 1 quality information per product (world map): ENVISAT DESCENDING passes

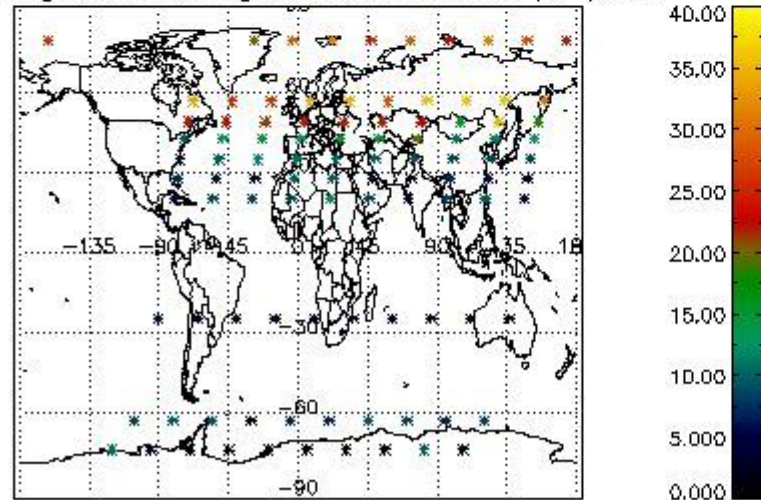
Percentage of cosmic ray hits per profile



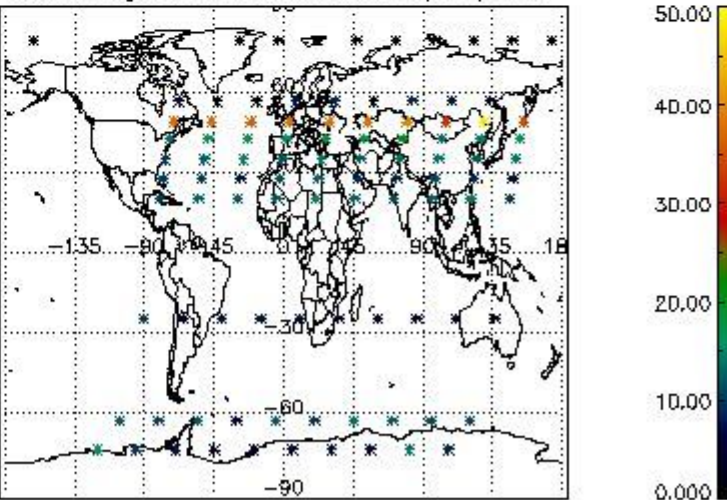
Percentage of datation errors per profile



Percentage of star falling outside central band per profile



Percentage of saturation errors per profile



5. Trace gas profiles

5.1 Ozone statistics based on quality of products

The final quality of the products can be "measured" using the STD (Standard Deviation) attached to every point profile. This information is written to the parameter GOM_NL__2P/NL_LOCAL_SPECIES_DENSITY/o3_std of the level 2 products. The table below shows the statistics for given STD ranges.

The statistics are given with respect to the overall valid production:

- Products without fatal errors: GOM_NL__2P/MPH/PRODUCT_ERR=0
- Valid point profile: GOM_NL__2P/NL_LOCAL_SPECIES_DENSITY/pcd(0)=0

The 'Criteria' is applied to valid points of dark limb products:

- Products in dark limb illumination condition: GOM_NL__2P/NL_SUMMARY_QUALITY/obs_ill_cond=0
- Products without fatal errors: GOM_NL__2P/MPH/PRODUCT_ERR=0
- Valid point profile: GOM_NL__2P/NL_LOCAL_SPECIES_DENSITY/pcd(0)=0

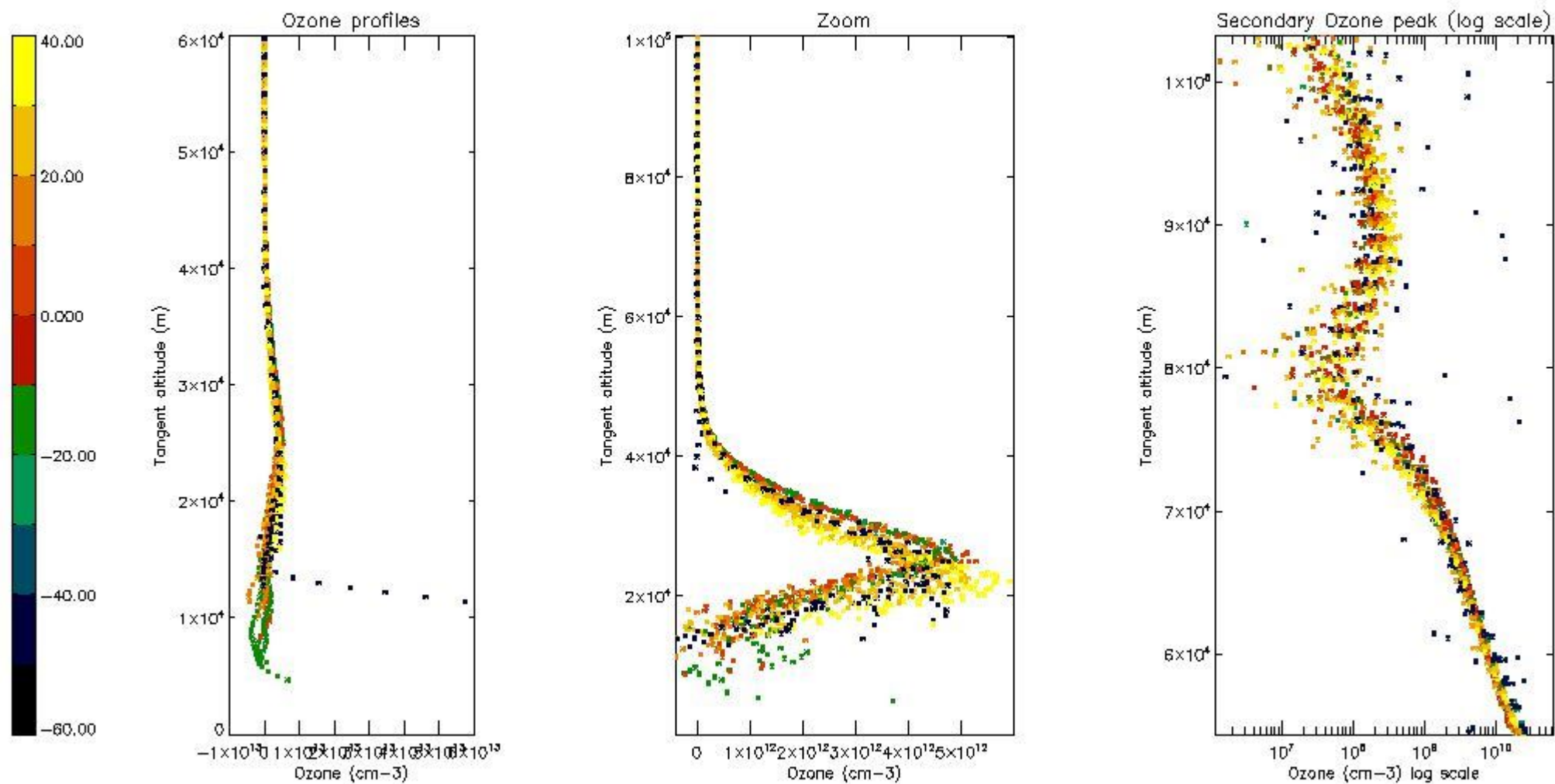
So, the table below shows the percentage of dark limb and valid observations for each criteria with respect to the overall valid daily observations.

Criteria	% of total production
All STD	26
STD < 20	16

STD < 10	14
STD < 5	9

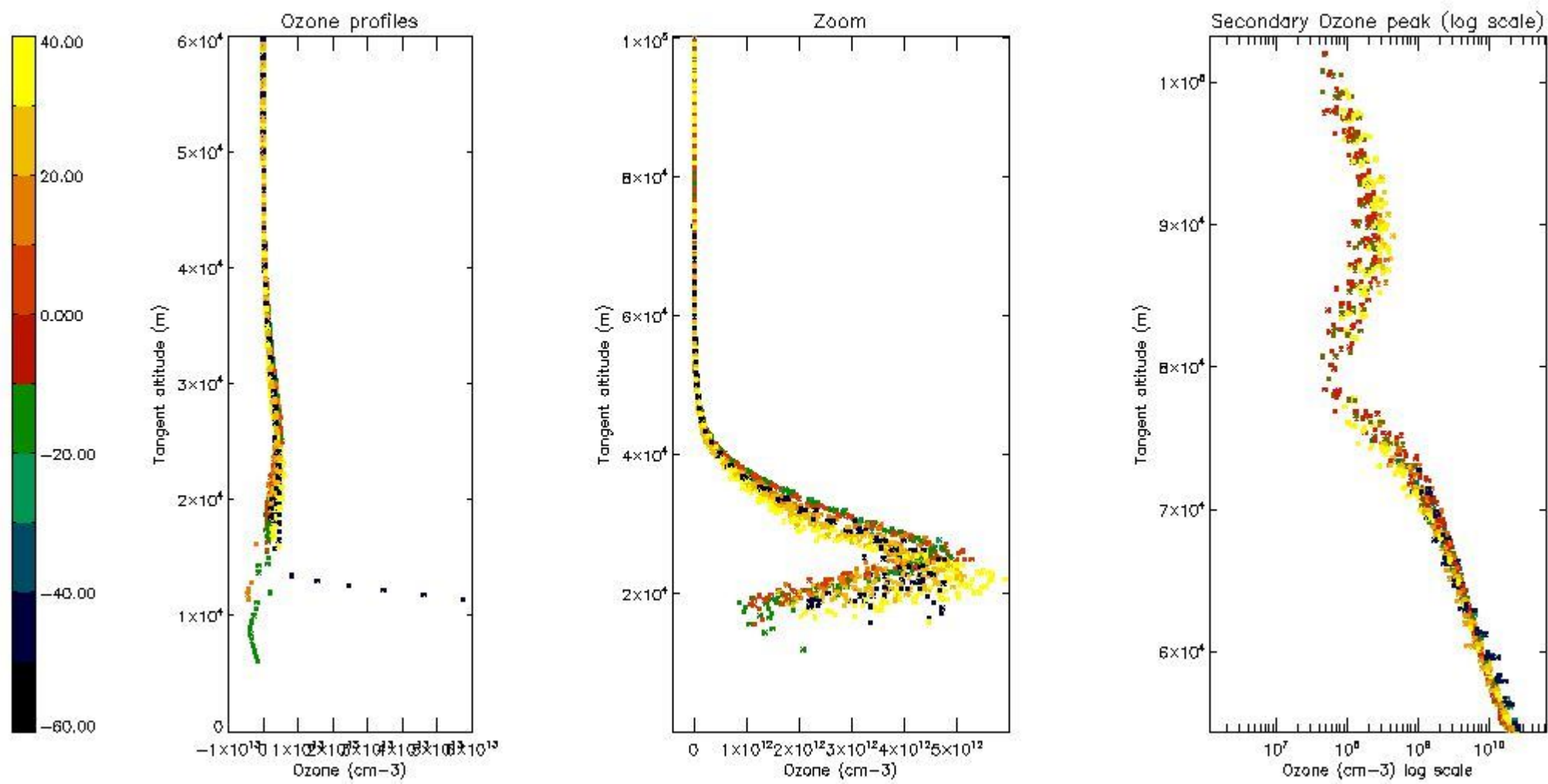
5.2 Plot ozone profiles for all STD (dark without errors)

The colorbar represents the latitude.



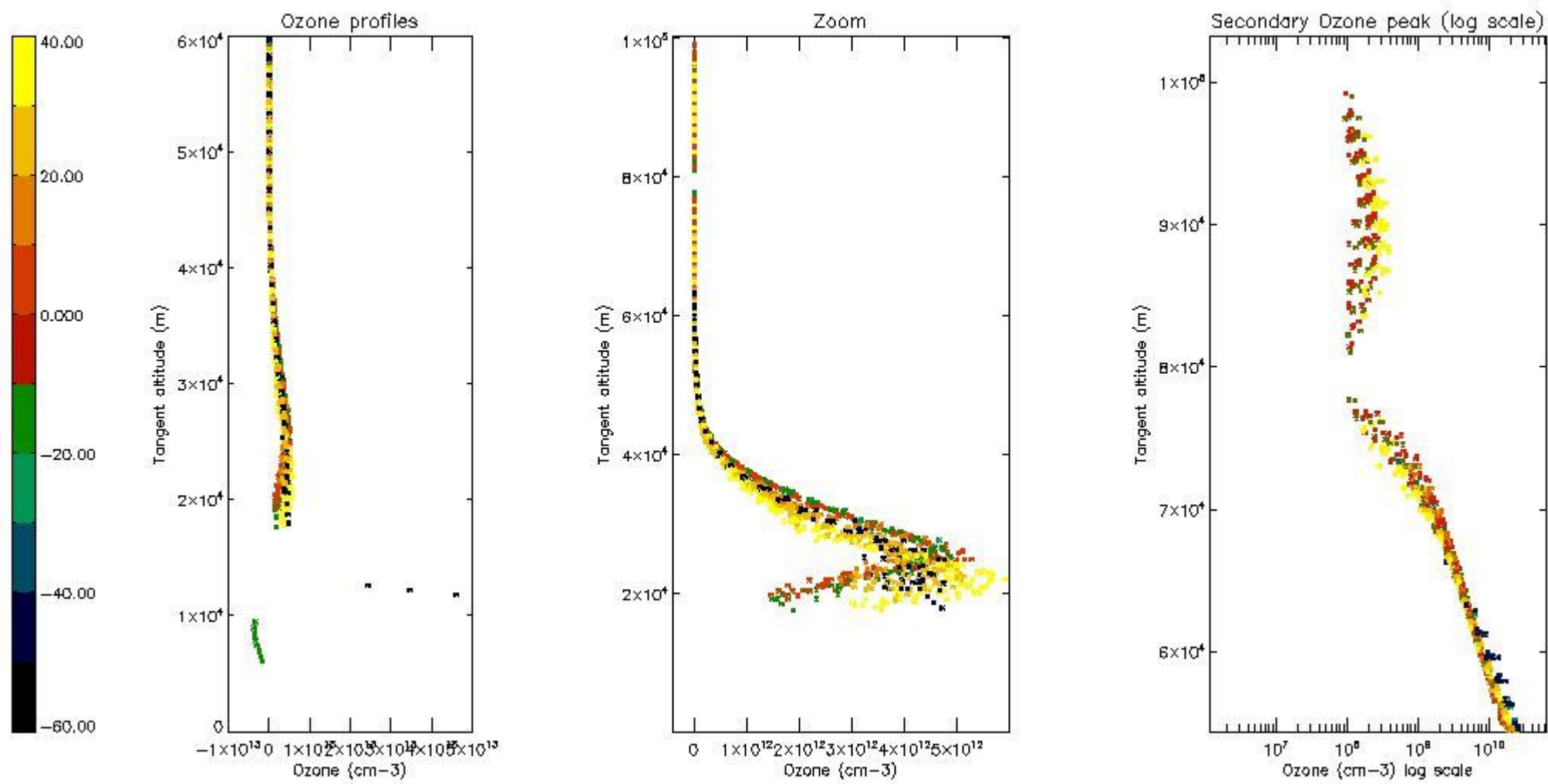
5.3 Plot ozone profiles where STD < 20% (dark without errors)

The colorbar represents the latitude.



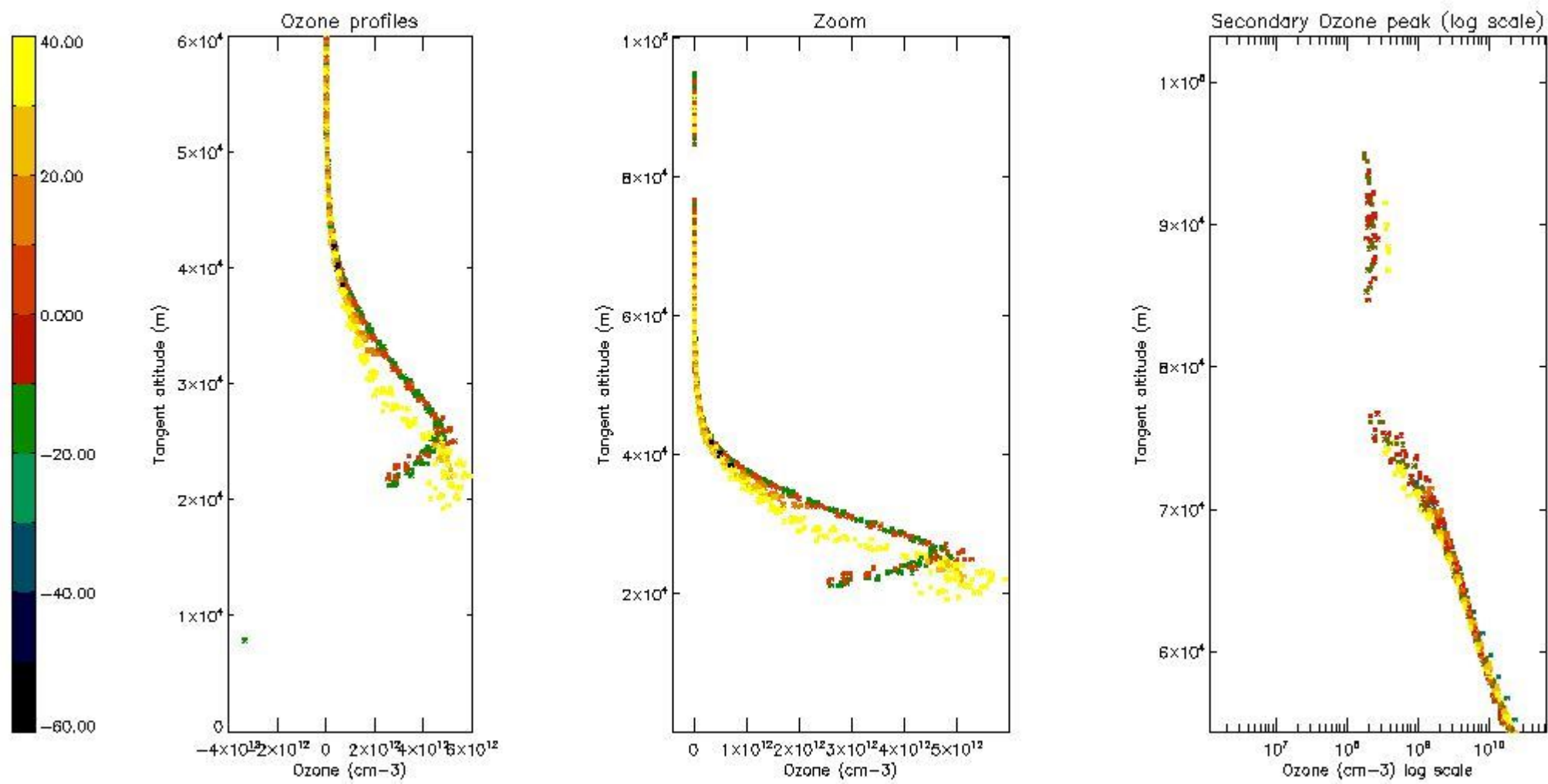
5.4 Plot ozone profiles where STD < 10% (dark without errors)

The colorbar represents the latitude.



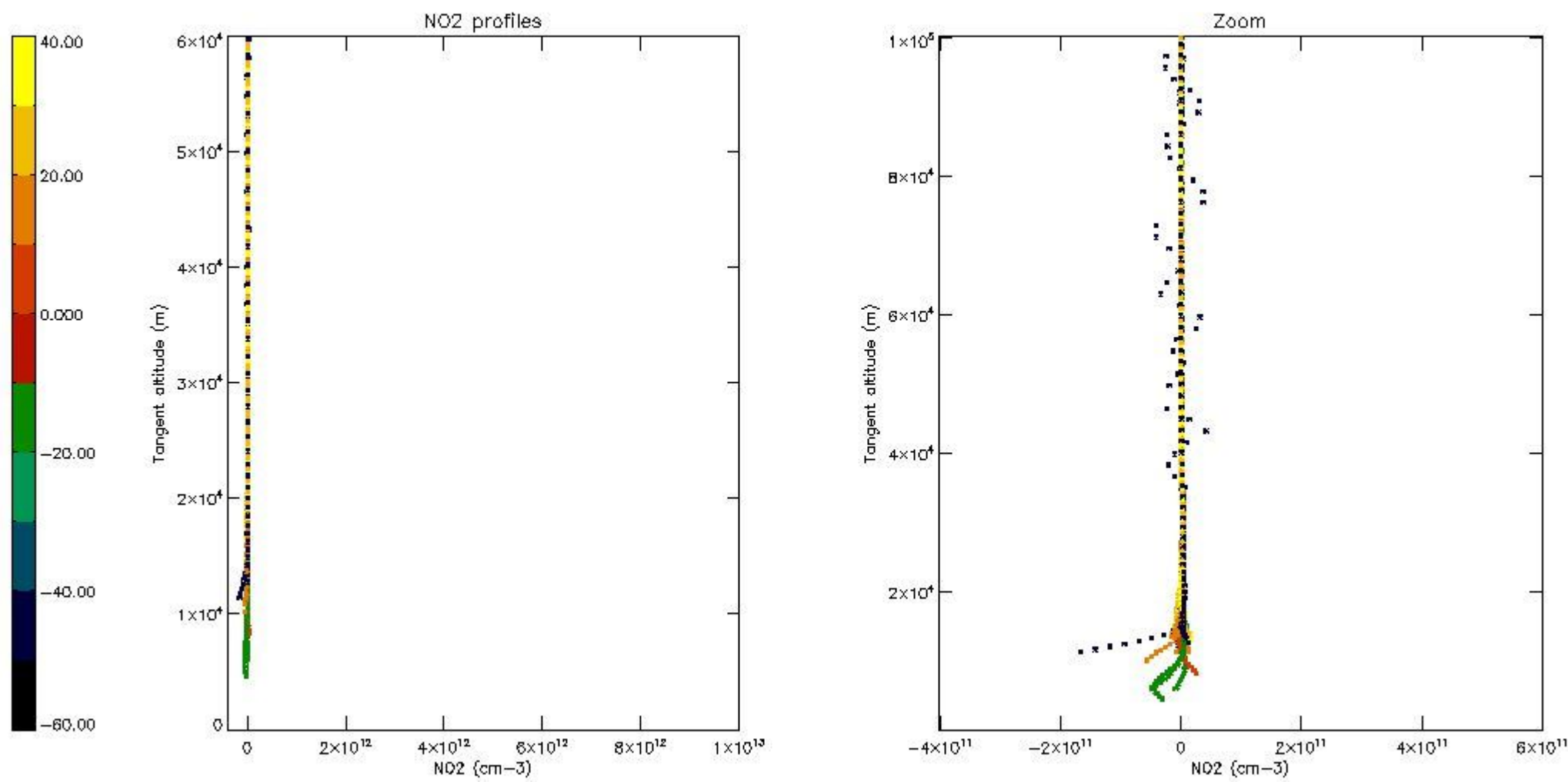
5.5 Plot ozone profiles where STD < 5% (dark without errors)

The colorbar represents the latitude.



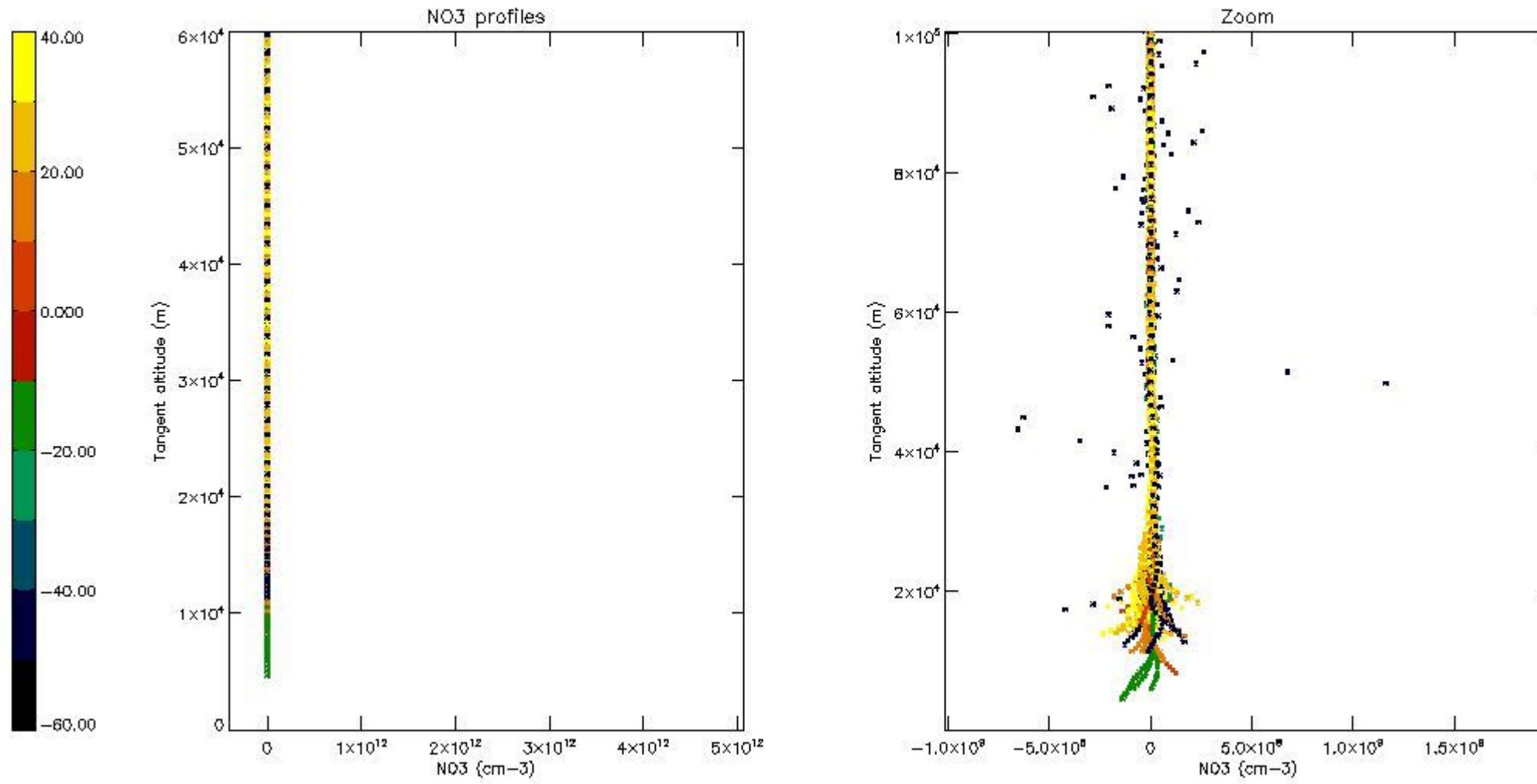
5.6 Plot NO₂ profiles for all STD (dark without errors)

The colorbar represents the latitude.



5.7 Plot NO3 profiles for all STD (dark without errors)

The colorbar represents the latitude.



6. Auxiliary Data Files used for the production reported in section 2

The number reported in the third column indicates since which file (see list in section 2) the corresponding auxiliary file has been used. The fourth column is the date of those product files.

Type	Auxiliary Filename	Used since product	Used since product date
INST_PHYS_CHARACTERISTICS	GOM_INS_AXVIEC20091111_143220_20030716_120000_20500101_000000	1	22-JAN-2006 00:00:17
LEVEL-2_PROC_CONFIG	GOM_PR2_AXVIEC20091111_152718_20020301_000000_20500101_000000	1	22-JAN-2006 00:00:17
CROSS_SECTIONS_FILE	GOM_CRS_AXVIEC20091111_154832_20020301_000000_20500101_000000	1	22-JAN-2006 00:00:17

GOMOS Level 2 Daily Report

SUMMARY

[1. General Info](#)

[2. Summary of processed GOM_NL_2P products](#)

[3. Level 2 Quality information per product](#)

[3.1 Plot of level 2 quality information per product \(time dependant\)](#)

[3.2 Plot of level 2 quality information per product \(world map\)](#)

[4. Level 1 Quality information per product \(stored on level 2 products\)](#)

[4.1 Plot of level 1 quality information per product \(time dependant\)](#)

[4.1.1 Plot of level 1 quality information per product \(time dependant\): ASCENDING](#)

[4.1.2 Plot of level 1 quality information per product \(time dependant\): DESCENDING](#)

[4.2 Plot of level 1 quality information per product \(world map\)](#)

[4.2.1 Plot of level 1 quality information per product \(world map\): ASCENDING](#)

[4.2.2 Plot of level 1 quality information per product \(world map\): DESCENDING](#)

[5. Ozone profiles based on quality statistics and other trace gas profiles](#)

[5.1 Ozone statistics based on quality of products](#)

[5.2 Plot ozone profiles for all STD \(dark without errors\)](#)

[5.3 Plot ozone profiles where STD < 20% \(dark without errors\)](#)

[5.4. Plot ozone profiles where STD < 10% \(dark without errors\)](#)

[5.5. Plot ozone profiles where STD < 5% \(dark without errors\)](#)

[5.6 Plot NO2 profiles for all STD \(dark without errors\)](#)

[5.7 Plot NO3 profiles for all STD \(dark without errors\)](#)

[5.8 Plot H2O profiles \(only for occultations of stars 1,2,3,4,13,14,16,26,63 dark without errors\) for all STD](#)

[6. Auxiliary Data Files used for the production reported in section 2](#)

This report presents the daily analysis on parameters extracted from GOMOS level 2 data (GOM_NL__2P). It is intended to monitor some important parameters that will impact the quality of these products. A list of level 2 products (and content) that have arrived during the reporting day to the PCF is also given.

Item	Value
Time of report generation	22APR2013 14:44:30
Data source version	GOMOS/6.01
Start time of products	22-01-2006 (22JAN2006 00:00:00)
Stop time of products	23-01-2006 (23JAN2006 00:00:00)
Store outputs in DB	Yes
Nb of level 2 prods	230
Nb of prods with errors	0

2. Summary of processed GOM_NL__2P products.

Nr	Filename	UTC Start time	Limb	Duration	Star Id	Star Name	Star Mag	Star Temp	Nb Meas	Orbit	Prod. error
1	GOM_NL__2PRFIN20060122_000017_000000412044_00274_20368_7767.N1	22-JAN-2006 00:00:17	Dark	41.000	34	Gam2Vel	1.7930	23000.	82	20368	No
2	GOM_NL__2PRFIN20060122_000224_000000432044_00274_20368_7768.N1	22-JAN-2006 00:02:24	Straylight	42.500	70	Zet Pup	2.2460	39000.	85	20368	No
3	GOM_NL__2PRFIN20060122_000356_000000402044_00274_20368_7769.N1	22-JAN-2006 00:03:56	Straylight	40.000	117	Pi Pup	2.7060	3800.0	80	20368	No
4	GOM_NL__2PRFIN20060122_000626_000000382044_00274_20368_7770.N1	22-JAN-2006 00:06:26	Straylight	38.000	23	21Eps CMa	1.5020	26000.	76	20368	No
5	GOM_NL__2PRFIN20060122_000749_000000392044_00274_20368_7771.N1	22-JAN-2006 00:07:49	Straylight	39.000	179	24Omi2CMa	3.0320	24000.	78	20368	No
6	GOM_NL__2PRFIN20060122_001000_000000462044_00274_20368_7772.N1	22-JAN-2006 00:10:00	Straylight	46.000	1	9Alp CMa	-1.4400	11000.	92	20368	No
7	GOM_NL__2PRFIN20060122_001710_000000492044_00274_20368_7773.N1	22-JAN-2006 00:17:10	Twilight	48.500	14	58Alp Ori	0.87000	3000.0	97	20368	No
8	GOM_NL__2PRFIN20060122_001924_000000412044_00274_20368_7774.N1	22-JAN-2006 00:19:24	Bright	41.000	44	24Gam Gem	1.9280	11000.	82	20368	No
9	GOM_NL__2PRFIN20060122_002109_000000392044_00274_20368_7775.N1	22-JAN-2006 00:21:09	Bright	38.500	151	13Mu Gem	2.8900	3000.0	77	20368	No
10	GOM_NL__2PRFIN20060122_002320_000000372044_00274_20368_7776.N1	22-JAN-2006 00:23:20	Bright	36.500	28	12Bet Tau	1.6500	15200.	73	20368	No
11	GOM_NL__2PRFIN20060122_002522_000000342044_00274_20368_7777.N1	22-JAN-2006 00:25:22	Bright	34.000	107	37The Aur	2.6490	11000.	68	20368	No
12	GOM_NL__2PRFIN20060122_002731_000000352044_00274_20368_7778.N1	22-JAN-2006 00:27:31	Bright	35.000	42	34Bet Aur	1.9000	10200.	70	20368	No
13	GOM_NL__2PRFIN20060122_004003_000000332044_00274_20368_7779.N1	22-JAN-2006 00:40:03	Bright	32.500	49	1Alp UMi	1.9900	6300.0	65	20368	No
14	GOM_NL__2PRFIN20060122_005101_000000372044_00274_20368_7780.N1	22-JAN-2006 00:51:01	Bright	36.500	130	23Bet Dra	2.7990	5800.0	73	20368	No
15	GOM_NL__2PRFIN20060122_005419_000000342044_00274_20368_7781.N1	22-JAN-2006 00:54:19	Bright	34.000	5	3Alp Lyr	0.033000	11000.	68	20368	No
16	GOM_NL__2PRFIN20060122_010218_000000342044_00274_20368_7782.N1	22-JAN-2006 01:02:18	Bright	34.000	59	55Alp Oph	2.0800	8900.0	68	20368	No
17	GOM_NL__2PRFIN20060122_010425_000000332044_00274_20368_7783.N1	22-JAN-2006 01:04:25	Bright	33.000	126	60Bet Oph	2.7700	4250.0	66	20368	No
18	GOM_NL__2PRFIN20060122_011556_000000422044_00274_20368_7784.N1	22-JAN-2006 01:15:56	Twilight	42.000	75	26Eps Sco	2.2910	4250.0	84	20368	No
19	GOM_NL__2PRFIN20060122_011731_000000302044_00274_20368_7785.N1	22-JAN-2006 01:17:31	Dark	30.000	40	The Sco	1.8590	7100.0	60	20368	No
20	GOM_NL__2PRFIN20060122_012638_000000382044_00275_20369_7762.N1	22-JAN-2006 01:26:38	Dark	38.000	10	Bet Cen	0.61000	28000.	76	20369	No
21	GOM_NL__2PRFIN20060122_013006_000000392044_00275_20369_7763.N1	22-JAN-2006 01:30:06	Dark	39.000	12	Alp1Cru	0.77500	30000.	78	20369	No
22	GOM_NL__2PRFIN20060122_013418_000000382044_00275_20369_7764.N1	22-JAN-2006 01:34:18	Dark	37.500	29	Bet Car	1.6720	10200.	75	20369	No
23	GOM_NL__2PRFIN20060122_013625_000000402044_00275_20369_7765.N1	22-JAN-2006 01:36:25	Dark	39.500	71	lot Car	2.2460	7700.0	79	20369	No
24	GOM_NL__2PRFIN20060122_013815_000000432044_00275_20369_7766.N1	22-JAN-2006 01:38:15	Dark	42.500	46	Del Vel	1.9540	10600.	85	20369	No
25	GOM_NL__2PRFIN20060122_014053_000000432044_00275_20369_7767.N1	22-JAN-2006 01:40:53	Dark	42.500	34	Gam2Vel	1.7930	23000.	85	20369	No
26	GOM_NL__2PRFIN20060122_014300_000000382044_00275_20369_7768.N1	22-JAN-2006 01:43:00	Straylight	38.000	70	Zet Pup	2.2460	39000.	76	20369	No
27	GOM_NL__2PRFIN20060122_014432_000000412044_00275_20369_7769.N1	22-JAN-2006 01:44:32	Straylight	41.000	117	Pi Pup	2.7060	3800.0	82	20369	No
28	GOM_NL__2PRFIN20060122_014702_000000422044_00275_20369_7770.N1	22-JAN-2006 01:47:02	Straylight	42.000	23	21Eps CMa	1.5020	26000.	84	20369	No
29	GOM_NL__2PRFIN20060122_014825_000000382044_00275_20369_7771.N1	22-JAN-2006 01:48:25	Straylight	37.500	179	24Omi2CMa	3.0320	24000.	75	20369	No
30	GOM_NL__2PRFIN20060122_015036_000000442044_00275_20369_7772.N1	22-JAN-2006 01:50:36	Straylight	43.500	1	9Alp CMa	-1.4400	11000.	87	20369	No
31	GOM_NL__2PRFIN20060122_015746_000000522044_00275_20369_7773.N1	22-JAN-2006 01:57:46	Twilight	52.000	14	58Alp Ori	0.87000	3000.0	104	20369	No
32	GOM_NL__2PRFIN20060122_020000_000000522044_00275_20369_7774.N1	22-JAN-2006 02:00:00	Bright	52.000	44	24Gam Gem	1.9280	11000.	104	20369	No
33	GOM_NL__2PRFIN20060122_020145_000000382044_00275_20369_7775.N1	22-JAN-2006 02:01:45	Bright	38.000	151	13Mu Gem	2.8900	3000.0	76	20369	No
34	GOM_NL__2PRFIN20060122_020356_000000372044_00275_20369_7776.N1	22-JAN-2006 02:03:56	Bright	36.500	28	12Bet Tau	1.6500	15200.	73	20369	No
35	GOM_NL__2PRFIN20060122_020558_000000352044_00275_20369_7777.N1	22-JAN-2006 02:05:58	Bright	34.500	107	37The Aur	2.6490	11000.	69	20369	No
36	GOM_NL__2PRFIN20060122_020807_000000372044_00275_20369_7778.N1	22-JAN-2006 02:08:07	Bright	36.500	42	34Bet Aur	1.9000	10200.	73	20369	No
37	GOM_NL__2PRFIN20060122_022039_000000342044_00275_20369_7779.N1	22-JAN-2006 02:20:39	Bright	33.500	49	1Alp UMi	1.9900	6300.0	67	20369	No
38	GOM_NL__2PRFIN20060122_023137_000000362044_00275_20369_7780.N1	22-JAN-2006 02:31:37	Bright	36.000	130	23Bet Dra	2.7990	5800.0	72	20369	No
39	GOM_NL__2PRFIN20060122_023455_000000372044_00275_20369_7781.N1	22-JAN-2006 02:34:55	Bright	36.500	5	3Alp Lyr	0.033000	11000.	73	20369	No
40	GOM_NL__2PRFIN20060122_024254_000000342044_00275_20369_7782.N1	22-JAN-2006 02:42:54	Bright	34.000	59	55Alp Oph	2.0800	8900.0	68	20369	No
41	GOM_NL__2PRFIN20060122_024501_000000342044_00275_20369_7783.N1	22-JAN-2006 02:45:01	Bright	33.500	126	60Bet Oph	2.7700	4250.0	67	20369	No
42	GOM_NL__2PRFIN20060122_025632_000000412044_00275_20369_7784.N1	22-JAN-2006 02:56:32	Twilight	41.000	75	26Eps Sco	2.2910	4250.0	82	20369	No

43	GOM_NL__2PRFIN20060122_025807_000000302044_00275_20369_7785.N1	22-JAN-2006 02:58:07	Dark	30.000	40	The Sco	1.8590	7100.0	60	20369	No
44	GOM_NL__2PRFIN20060122_030714_000000402044_00276_20370_7762.N1	22-JAN-2006 03:07:14	Dark	40.000	10	Bet Cen	0.61000	28000.	80	20370	No
45	GOM_NL__2PRFIN20060122_031042_000000422044_00276_20370_7763.N1	22-JAN-2006 03:10:42	Dark	41.500	12	Alp1Cru	0.77500	30000.	83	20370	No
46	GOM_NL__2PRFIN20060122_031454_000000442044_00276_20370_7764.N1	22-JAN-2006 03:14:54	Dark	43.500	29	Bet Car	1.6720	10200.	87	20370	No
47	GOM_NL__2PRFIN20060122_031702_000000432044_00276_20370_7765.N1	22-JAN-2006 03:17:02	Dark	42.500	71	lot Car	2.2460	7700.0	85	20370	No
48	GOM_NL__2PRFIN20060122_031851_000000432044_00276_20370_7766.N1	22-JAN-2006 03:18:51	Dark	42.500	46	Del Vel	1.9540	10600.	85	20370	No
49	GOM_NL__2PRFIN20060122_032129_000000432044_00276_20370_7767.N1	22-JAN-2006 03:21:29	Dark	43.000	34	Gam2Vel	1.7930	23000.	86	20370	No
50	GOM_NL__2PRFIN20060122_032337_000000432044_00276_20370_7768.N1	22-JAN-2006 03:23:37	Straylight	43.000	70	Zet Pup	2.2460	39000.	86	20370	No
51	GOM_NL__2PRFIN20060122_032509_000000442044_00276_20370_7769.N1	22-JAN-2006 03:25:09	Straylight	43.500	117	Pi Pup	2.7060	3800.0	87	20370	No
52	GOM_NL__2PRFIN20060122_032738_000000412044_00276_20370_7770.N1	22-JAN-2006 03:27:38	Straylight	40.500	23	21Eps CMa	1.5020	26000.	81	20370	No
53	GOM_NL__2PRFIN20060122_032901_000000392044_00276_20370_7771.N1	22-JAN-2006 03:29:01	Straylight	38.500	179	24Omi2CMa	3.0320	24000.	77	20370	No
54	GOM_NL__2PRFIN20060122_033112_000000472044_00276_20370_7772.N1	22-JAN-2006 03:31:12	Straylight	47.000	1	9Alp CMa	-1.4400	11000.	94	20370	No
55	GOM_NL__2PRFIN20060122_033822_000000522044_00276_20370_7773.N1	22-JAN-2006 03:38:22	Tw_i_and_stray	52.000	14	58Alp Ori	0.87000	3000.0	104	20370	No
56	GOM_NL__2PRFIN20060122_034036_000000402044_00276_20370_7774.N1	22-JAN-2006 03:40:36	Bright	40.000	44	24Gam Gem	1.9280	11000.	80	20370	No
57	GOM_NL__2PRFIN20060122_034221_000000372044_00276_20370_7775.N1	22-JAN-2006 03:42:21	Bright	37.000	151	13Mu Gem	2.8900	3000.0	74	20370	No
58	GOM_NL__2PRFIN20060122_034432_000000372044_00276_20370_7776.N1	22-JAN-2006 03:44:32	Bright	37.000	28	12Bet Tau	1.6500	15200.	74	20370	No
59	GOM_NL__2PRFIN20060122_034634_000000362044_00276_20370_7777.N1	22-JAN-2006 03:46:34	Bright	35.500	107	37The Aur	2.6490	11000.	71	20370	No
60	GOM_NL__2PRFIN20060122_034843_000000362044_00276_20370_7778.N1	22-JAN-2006 03:48:43	Bright	36.000	42	34Bet Aur	1.9000	10200.	72	20370	No
61	GOM_NL__2PRFIN20060122_040115_000000342044_00276_20370_7779.N1	22-JAN-2006 04:01:15	Bright	33.500	49	1Alp UMi	1.9900	6300.0	67	20370	No
62	GOM_NL__2PRFIN20060122_041213_000000372044_00276_20370_7780.N1	22-JAN-2006 04:12:13	Bright	37.000	130	23Bet Dra	2.7990	5800.0	74	20370	No
63	GOM_NL__2PRFIN20060122_041532_000000332044_00276_20370_7781.N1	22-JAN-2006 04:15:32	Bright	33.000	5	3Alp Lyr	0.033000	11000.	66	20370	No
64	GOM_NL__2PRFIN20060122_042331_000000352044_00276_20370_7782.N1	22-JAN-2006 04:23:31	Bright	35.000	59	55Alp Oph	2.0800	8900.0	70	20370	No
65	GOM_NL__2PRFIN20060122_042537_000000342044_00276_20370_7783.N1	22-JAN-2006 04:25:37	Bright	33.500	126	60Bet Oph	2.7700	4250.0	67	20370	No
66	GOM_NL__2PRFIN20060122_043708_000000442044_00276_20370_7784.N1	22-JAN-2006 04:37:08	Twilight	43.500	75	26Eps Sco	2.2910	4250.0	87	20370	No
67	GOM_NL__2PRFIN20060122_043843_000000422044_00276_20370_7785.N1	22-JAN-2006 04:38:43	Dark	41.500	40	The Sco	1.8590	7100.0	83	20370	No
68	GOM_NL__2PRFIN20060122_044751_000000512044_00277_20371_7762.N1	22-JAN-2006 04:47:51	Dark	51.000	10	Bet Cen	0.61000	28000.	102	20371	No
69	GOM_NL__2PRFIN20060122_045118_000000412044_00277_20371_7763.N1	22-JAN-2006 04:51:18	Dark	40.500	12	Alp1Cru	0.77500	30000.	81	20371	No
70	GOM_NL__2PRFIN20060122_045531_000000372044_00277_20371_7764.N1	22-JAN-2006 04:55:31	Dark	36.500	29	Bet Car	1.6720	10200.	73	20371	No
71	GOM_NL__2PRFIN20060122_045738_000000402044_00277_20371_7765.N1	22-JAN-2006 04:57:38	Dark	39.500	71	lot Car	2.2460	7700.0	79	20371	No
72	GOM_NL__2PRFIN20060122_045928_000000402044_00277_20371_7766.N1	22-JAN-2006 04:59:28	Dark	39.500	46	Del Vel	1.9540	10600.	79	20371	No
73	GOM_NL__2PRFIN20060122_050206_000000392044_00277_20371_7767.N1	22-JAN-2006 05:02:06	Dark	39.000	34	Gam2Vel	1.7930	23000.	78	20371	No
74	GOM_NL__2PRFIN20060122_050413_000000412044_00277_20371_7768.N1	22-JAN-2006 05:04:13	Straylight	40.500	70	Zet Pup	2.2460	39000.	81	20371	No
75	GOM_NL__2PRFIN20060122_050545_000000402044_00277_20371_7769.N1	22-JAN-2006 05:05:45	Straylight	40.000	117	Pi Pup	2.7060	3800.0	80	20371	No
76	GOM_NL__2PRFIN20060122_050814_000000412044_00277_20371_7770.N1	22-JAN-2006 05:08:14	Straylight	40.500	23	21Eps CMa	1.5020	26000.	81	20371	No
77	GOM_NL__2PRFIN20060122_050938_000000402044_00277_20371_7771.N1	22-JAN-2006 05:09:38	Straylight	39.500	179	24Omi2CMa	3.0320	24000.	79	20371	No
78	GOM_NL__2PRFIN20060122_051148_000000502044_00277_20371_7772.N1	22-JAN-2006 05:11:48	Straylight	49.500	1	9Alp CMa	-1.4400	11000.	99	20371	No
79	GOM_NL__2PRFIN20060122_051858_000000522044_00277_20371_7773.N1	22-JAN-2006 05:18:58	Tw_i_and_stray	52.000	14	58Alp Ori	0.87000	3000.0	104	20371	No
80	GOM_NL__2PRFIN20060122_052112_000000442044_00277_20371_7774.N1	22-JAN-2006 05:21:12	Bright	44.000	44	24Gam Gem	1.9280	11000.	88	20371	No
81	GOM_NL__2PRFIN20060122_052258_000000412044_00277_20371_7775.N1	22-JAN-2006 05:22:58	Bright	40.500	151	13Mu Gem	2.8900	3000.0	81	20371	No
82	GOM_NL__2PRFIN20060122_052509_000000372044_00277_20371_7776.N1	22-JAN-2006 05:25:09	Bright	37.000	28	12Bet Tau	1.6500	15200.	74	20371	No
83	GOM_NL__2PRFIN20060122_052710_000000352044_00277_20371_7777.N1	22-JAN-2006 05:27:10	Bright	34.500	107	37The Aur	2.6490	11000.	69	20371	No
84	GOM_NL__2PRFIN20060122_052919_000000352044_00277_20371_7778.N1	22-JAN-2006 05:29:19	Bright	35.000	42	34Bet Aur	1.9000	10200.	70	20371	No
85	GOM_NL__2PRFIN20060122_054151_000000342044_00277_20371_7779.N1	22-JAN-2006 05:41:51	Bright	34.000	49	1Alp UMi	1.9900	6300.0	68	20371	No
86	GOM_NL__2PRFIN20060122_055249_000000382044_00277_20371_7780.N1	22-JAN-2006 05:52:49	Bright	37.500	130	23Bet Dra	2.7990	5800.0	75	20371	No
87	GOM_NL__2PRFIN20060122_055608_000000342044_00277_20371_7781.N1	22-JAN-2006 05:56:08	Bright	33.500	5	3Alp Lyr	0.033000	11000.	67	20371	No
88	GOM_NL__2PRFIN20060122_060407_000000352044_00277_20371_7782.N1	22-JAN-2006 06:04:07	Bright	34.500	59	55Alp Oph	2.0800	8900.0	69	20371	No
89	GOM_NL__2PRFIN20060122_060613_000000342044_00277_20371_7783.N1	22-JAN-2006 06:06:13	Bright	34.000	126	60Bet Oph	2.7700	4250.0	68	20371	No
90	GOM_NL__2PRFIN20060122_062144_000000292044_00277_20371_7784.N1	22-JAN-2006 06:21:44	Dark	29.000	131	Gam Lup	2.8000	26000.	58	20371	No
91	GOM_NL__2PRFIN20060122_062605_000000402044_00278_20372_7763.N1	22-JAN-2006 06:26:05	Dark	40.000	134	Bet TrA	2.8100	6600.0	80	20372	No
92	GOM_NL__2PRFIN20060122_062828_000000512044_00278_20372_7764.N1	22-JAN-2006 06:28:28	Dark	51.000	10	Bet Cen	0.61000	28000.	102	20372	No
93	GOM_NL__2PRFIN20060122_063155_000000492044_00278_20372_7765.N1	22-JAN-2006 06:31:55	Dark	49.000	12	Alp1Cru	0.77500	30000.	98	20372	No
94	GOM_NL__2PRFIN20060122_063607_000000442044_00278_20372_7766.N1	22-JAN-2006 06:36:07	Dark	43.500	29	Bet Car	1.6720	10200.	87	20372	No
95	GOM_NL__2PRFIN20060122_063815_000000432044_00278_20372_7767.N1	22-JAN-2006 06:38:15	Dark	42.500	71	lot Car	2.2460	7700.0	85	20372	No
96	GOM_NL__2PRFIN20060122_064004_000000412044_00278_20372_7768.N1	22-JAN-2006 06:40:04	Dark	40.500	46	Del Vel	1.9540	10600.	81	20372	No
97	GOM_NL__2PRFIN20060122_064242_000000402044_00278_20372_7769.N1	22-JAN-2006 06:42:42	Dark	40.000	34	Gam2Vel	1.7930	23000.	80	20372	No
98	GOM_NL__2PRFIN20060122_064449_000000392044_00278_20372_7770.N1	22-JAN-2006 06:44:49	Straylight	39.000	70	Zet Pup	2.2460	39000.	78	20372	No
99	GOM_NL__2PRFIN20060122_064621_000000432044_00278_20372_7771.N1	22-JAN-2006 06:46:21	Straylight	42.500	117	Pi Pup	2.7060	3800.0	85	20372	No
100	GOM_NL__2PRFIN20060122_064850_000000412044_00278_20372_7772.N1	22-JAN-2006 06:48:50	Straylight	41.000	23	21Eps CMa	1.5020	26000.	82	20372	No
101	GOM_NL__2PRFIN20060122_065014_000000382044_00278_20372_7773.N1	22-JAN-2006 06:50:14	Straylight	38.000	179	24Omi2CMa	3.0320	24000.	76	20372	No

102	GOM_NL__2PRFIN20060122_065224_000000432044_00278_20372_7774.N1	22-JAN-2006 06:52:24	Straylight	43.000	1	9Alp CMa	-1.4400	11000.	86	20372	No
103	GOM_NL__2PRFIN20060122_065935_000000472044_00278_20372_7775.N1	22-JAN-2006 06:59:35	Twl_and_stray	46.500	14	58Alp Ori	0.87000	3000.0	93	20372	No
104	GOM_NL__2PRFIN20060122_070148_000000442044_00278_20372_7776.N1	22-JAN-2006 07:01:48	Bright	43.500	44	24Gam Gem	1.9280	11000.	87	20372	No
105	GOM_NL__2PRFIN20060122_070334_000000392044_00278_20372_7777.N1	22-JAN-2006 07:03:34	Bright	39.000	151	13Mu Gem	2.8900	3000.0	78	20372	No
106	GOM_NL__2PRFIN20060122_070545_000000372044_00278_20372_7778.N1	22-JAN-2006 07:05:45	Bright	36.500	28	12Bet Tau	1.6500	15200.	73	20372	No
107	GOM_NL__2PRFIN20060122_070746_000000342044_00278_20372_7779.N1	22-JAN-2006 07:07:46	Bright	34.000	107	37The Aur	2.6490	11000.	68	20372	No
108	GOM_NL__2PRFIN20060122_070955_000000362044_00278_20372_7780.N1	22-JAN-2006 07:09:55	Bright	36.000	42	34Bet Aur	1.9000	10200.	72	20372	No
109	GOM_NL__2PRFIN20060122_072227_000000342044_00278_20372_7781.N1	22-JAN-2006 07:22:27	Bright	34.000	49	1Alp UMi	1.9900	6300.0	68	20372	No
110	GOM_NL__2PRFIN20060122_073325_000000362044_00278_20372_7782.N1	22-JAN-2006 07:33:25	Bright	36.000	130	23Bet Dra	2.7990	5800.0	72	20372	No
111	GOM_NL__2PRFIN20060122_073644_000000332044_00278_20372_7783.N1	22-JAN-2006 07:36:44	Bright	33.000	5	3Alp Lyr	0.033000	11000.	66	20372	No
112	GOM_NL__2PRFIN20060122_074443_000000352044_00278_20372_7784.N1	22-JAN-2006 07:44:43	Bright	34.500	59	55Alp Oph	2.0800	8900.0	69	20372	No
113	GOM_NL__2PRFIN20060122_074650_000000342044_00278_20372_7785.N1	22-JAN-2006 07:46:50	Bright	34.000	126	60Bet Oph	2.7700	4250.0	68	20372	No
114	GOM_NL__2PRFIN20060122_075821_000000442044_00278_20372_7786.N1	22-JAN-2006 07:58:21	Twilight	43.500	75	26Eps Sco	2.2910	4250.0	87	20372	No
115	GOM_NL__2PRFIN20060122_075955_000000402044_00278_20372_7787.N1	22-JAN-2006 07:59:55	Dark	39.500	40	The Sco	1.8590	7100.0	79	20372	No
116	GOM_NL__2PRFIN20060122_080904_000000532044_00279_20373_7763.N1	22-JAN-2006 08:09:04	Dark	53.000	10	Bet Cen	0.61000	28000.	106	20373	No
117	GOM_NL__2PRFIN20060122_081232_000000392044_00279_20373_7764.N1	22-JAN-2006 08:12:32	Dark	39.000	12	Alp1Cru	0.77500	30000.	78	20373	No
118	GOM_NL__2PRFIN20060122_081643_000000452044_00279_20373_7765.N1	22-JAN-2006 08:16:43	Dark	44.500	29	Bet Car	1.6720	10200.	89	20373	No
119	GOM_NL__2PRFIN20060122_081851_000000422044_00279_20373_7766.N1	22-JAN-2006 08:18:51	Dark	42.000	71	lot Car	2.2460	7700.0	84	20373	No
120	GOM_NL__2PRFIN20060122_082040_000000382044_00279_20373_7767.N1	22-JAN-2006 08:20:40	Dark	38.000	46	Del Vel	1.9540	10600.	76	20373	No
121	GOM_NL__2PRFIN20060122_082318_000000392044_00279_20373_7768.N1	22-JAN-2006 08:23:18	Dark	38.500	34	Gam2Vel	1.7930	23000.	77	20373	No
122	GOM_NL__2PRFIN20060122_082526_000000402044_00279_20373_7769.N1	22-JAN-2006 08:25:26	Straylight	39.500	70	Zet Pup	2.2460	39000.	79	20373	No
123	GOM_NL__2PRFIN20060122_082657_000000452044_00279_20373_7770.N1	22-JAN-2006 08:26:57	Straylight	45.000	117	Pi Pup	2.7060	3800.0	90	20373	No
124	GOM_NL__2PRFIN20060122_082927_000000432044_00279_20373_7771.N1	22-JAN-2006 08:29:27	Straylight	42.500	23	21Eps CMa	1.5020	26000.	85	20373	No
125	GOM_NL__2PRFIN20060122_083050_000000382044_00279_20373_7772.N1	22-JAN-2006 08:30:50	Straylight	38.000	179	24Omi2CMa	3.0320	24000.	76	20373	No
126	GOM_NL__2PRFIN20060122_083300_000000472044_00279_20373_7773.N1	22-JAN-2006 08:33:00	Straylight	47.000	1	9Alp CMa	-1.4400	11000.	94	20373	No
127	GOM_NL__2PRFIN20060122_084011_000000522044_00279_20373_7774.N1	22-JAN-2006 08:40:11	Twl_and_stray	52.000	14	58Alp Ori	0.87000	3000.0	104	20373	No
128	GOM_NL__2PRFIN20060122_084224_000000442044_00279_20373_7775.N1	22-JAN-2006 08:42:24	Bright	43.500	44	24Gam Gem	1.9280	11000.	87	20373	No
129	GOM_NL__2PRFIN20060122_084410_000000402044_00279_20373_7776.N1	22-JAN-2006 08:44:10	Bright	39.500	151	13Mu Gem	2.8900	3000.0	79	20373	No
130	GOM_NL__2PRFIN20060122_084621_000000372044_00279_20373_7777.N1	22-JAN-2006 08:46:21	Bright	37.000	28	12Bet Tau	1.6500	15200.	74	20373	No
131	GOM_NL__2PRFIN20060122_084822_000000362044_00279_20373_7778.N1	22-JAN-2006 08:48:22	Bright	36.000	107	37The Aur	2.6490	11000.	72	20373	No
132	GOM_NL__2PRFIN20060122_085031_000000372044_00279_20373_7779.N1	22-JAN-2006 08:50:31	Bright	37.000	42	34Bet Aur	1.9000	10200.	74	20373	No
133	GOM_NL__2PRFIN20060122_090303_000000352044_00279_20373_7780.N1	22-JAN-2006 09:03:03	Bright	34.500	49	1Alp UMi	1.9900	6300.0	69	20373	No
134	GOM_NL__2PRFIN20060122_091401_000000372044_00279_20373_7781.N1	22-JAN-2006 09:14:01	Bright	36.500	130	23Bet Dra	2.7990	5800.0	73	20373	No
135	GOM_NL__2PRFIN20060122_091720_000000332044_00279_20373_7782.N1	22-JAN-2006 09:17:20	Bright	33.000	5	3Alp Lyr	0.033000	11000.	66	20373	No
136	GOM_NL__2PRFIN20060122_092519_000000342044_00279_20373_7783.N1	22-JAN-2006 09:25:19	Bright	33.500	59	55Alp Oph	2.0800	8900.0	67	20373	No
137	GOM_NL__2PRFIN20060122_092726_000000342044_00279_20373_7784.N1	22-JAN-2006 09:27:26	Bright	33.500	126	60Bet Oph	2.7700	4250.0	67	20373	No
138	GOM_NL__2PRFIN20060122_093727_000000552044_00279_20373_7785.N1	22-JAN-2006 09:37:27	Twilight	55.000	16	21Alp Sco	1.0200	3000.0	110	20373	No
139	GOM_NL__2PRFIN20060122_093857_000000462044_00279_20373_7786.N1	22-JAN-2006 09:38:57	Twilight	45.500	75	26Eps Sco	2.2910	4250.0	91	20373	No
140	GOM_NL__2PRFIN20060122_094031_000000432044_00279_20373_7787.N1	22-JAN-2006 09:40:31	Dark	43.000	40	The Sco	1.8590	7100.0	86	20373	No
141	GOM_NL__2PRFIN20060122_100355_000000382044_00280_20374_7956.N1	22-JAN-2006 10:03:55	Dark	38.000	34	Gam2Vel	1.7930	23000.	76	20374	No
142	GOM_NL__2PRFIN20060122_101003_000000412044_00280_20374_7957.N1	22-JAN-2006 10:10:03	Straylight	40.500	23	21Eps CMa	1.5020	26000.	81	20374	No
143	GOM_NL__2PRFIN20060122_101126_000000372044_00280_20374_7958.N1	22-JAN-2006 10:11:26	Straylight	37.000	179	24Omi2CMa	3.0320	24000.	74	20374	No
144	GOM_NL__2PRFIN20060122_101336_000000452044_00280_20374_7959.N1	22-JAN-2006 10:13:36	Straylight	44.500	1	9Alp CMa	-1.4400	11000.	89	20374	No
145	GOM_NL__2PRFIN20060122_102047_000000522044_00280_20374_7960.N1	22-JAN-2006 10:20:47	Twl_and_stray	52.000	14	58Alp Ori	0.87000	3000.0	104	20374	No
146	GOM_NL__2PRFIN20060122_102300_000000442044_00280_20374_7961.N1	22-JAN-2006 10:23:00	Bright	43.500	44	24Gam Gem	1.9280	11000.	87	20374	No
147	GOM_NL__2PRFIN20060122_102446_000000392044_00280_20374_7962.N1	22-JAN-2006 10:24:46	Bright	38.500	151	13Mu Gem	2.8900	3000.0	77	20374	No
148	GOM_NL__2PRFIN20060122_102657_000000372044_00280_20374_7963.N1	22-JAN-2006 10:26:57	Bright	37.000	28	12Bet Tau	1.6500	15200.	74	20374	No
149	GOM_NL__2PRFIN20060122_102858_000000362044_00280_20374_7964.N1	22-JAN-2006 10:28:58	Bright	35.500	107	37The Aur	2.6490	11000.	71	20374	No
150	GOM_NL__2PRFIN20060122_103107_000000372044_00280_20374_7965.N1	22-JAN-2006 10:31:07	Bright	36.500	42	34Bet Aur	1.9000	10200.	73	20374	No
151	GOM_NL__2PRFIN20060122_104339_000000352044_00280_20374_7966.N1	22-JAN-2006 10:43:39	Bright	34.500	49	1Alp UMi	1.9900	6300.0	69	20374	No
152	GOM_NL__2PRFIN20060122_105437_000000342044_00280_20374_7967.N1	22-JAN-2006 10:54:37	Bright	34.000	130	23Bet Dra	2.7990	5800.0	68	20374	No
153	GOM_NL__2PRFIN20060122_105756_000000332044_00280_20374_7968.N1	22-JAN-2006 10:57:56	Bright	32.500	5	3Alp Lyr	0.033000	11000.	65	20374	No
154	GOM_NL__2PRFIN20060122_110555_000000342044_00280_20374_7969.N1	22-JAN-2006 11:05:55	Bright	34.000	59	55Alp Oph	2.0800	8900.0	68	20374	No
155	GOM_NL__2PRFIN20060122_110802_000000342044_00280_20374_7970.N1	22-JAN-2006 11:08:02	Bright	34.000	126	60Bet Oph	2.7700	4250.0	68	20374	No
156	GOM_NL__2PRFIN20060122_111410_000000372044_00280_20374_7971.N1	22-JAN-2006 11:14:10	Bright	37.000	86	35Eta Oph	2.4300	10200.	74	20374	No
157	GOM_NL__2PRFIN20060122_111804_000000452044_00280_20374_7972.N1	22-JAN-2006 11:18:04	Twilight	44.500	16	21Alp Sco	1.0200	3000.0	89	20374	No
158	GOM_NL__2PRFIN20060122_111934_000000412044_00280_20374_7973.N1	22-JAN-2006 11:19:34	Twilight	41.000	75	26Eps Sco	2.2910	4250.0	82	20374	No
159	GOM_NL__2PRFIN20060122_112108_000000382044_00280_20374_7974.N1	22-JAN-2006 11:21:08	Dark	38.000	40	The Sco	1.8590	7100.0	76	20374	No
160	GOM_NL__2PRFIN20060122_113017_000000412044_00281_20375_7785.N1	22-JAN-2006 11:30:17	Dark	40.500	10	Bet Cen	0.61000	28000.	81	20375	No

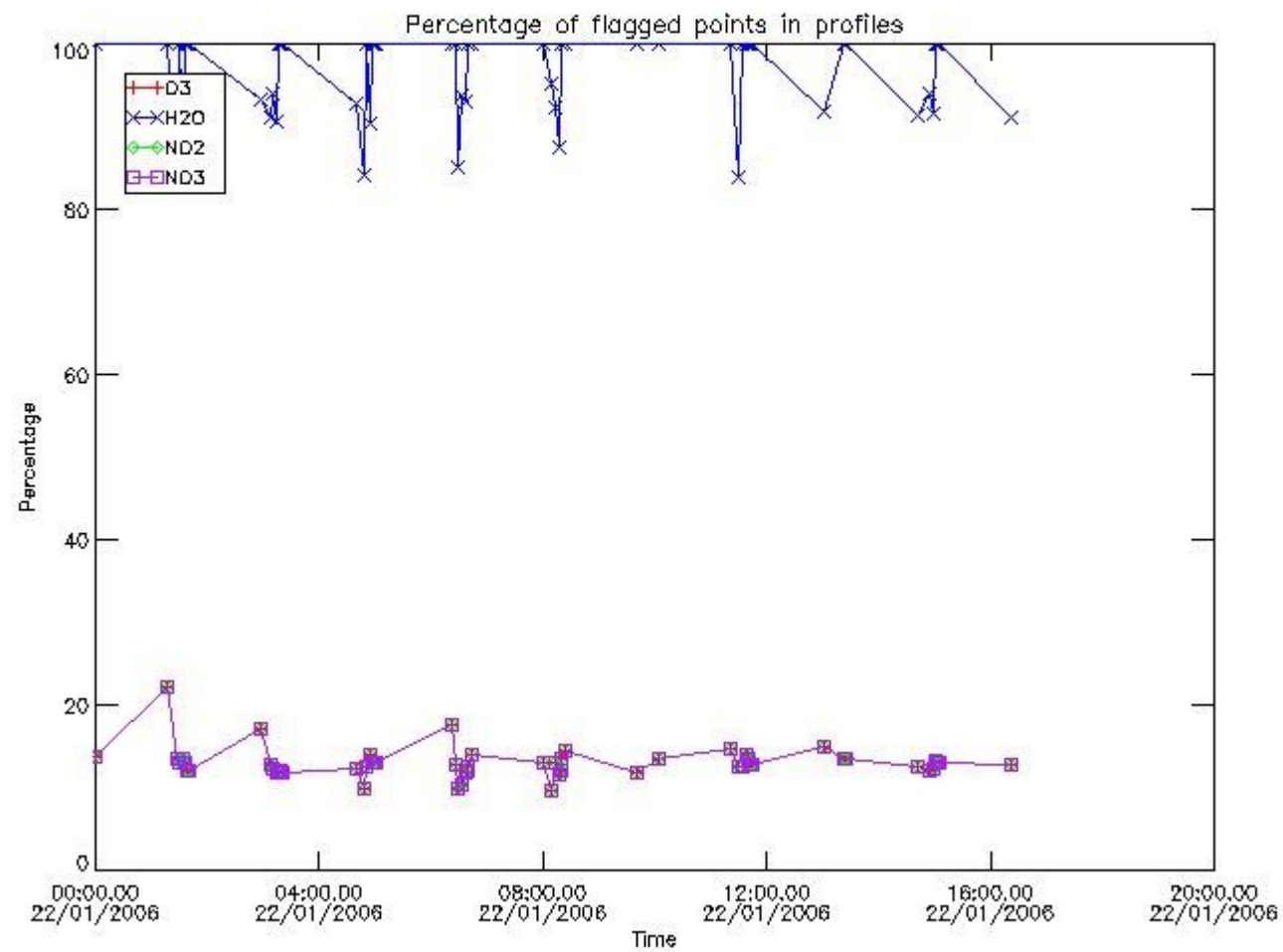
161	GOM_NL__2PRFIN20060122_113345_000000412044_00281_20375_7786.N1	22-JAN-2006 11:33:45	Dark	41.000	12	Alp1Cru	0.77500	30000.	82	20375	No
162	GOM_NL__2PRFIN20060122_113756_000000372044_00281_20375_7787.N1	22-JAN-2006 11:37:56	Dark	36.500	29	Bet Car	1.6720	10200.	73	20375	No
163	GOM_NL__2PRFIN20060122_114004_000000382044_00281_20375_7788.N1	22-JAN-2006 11:40:04	Dark	37.500	71	lot Car	2.2460	7700.0	75	20375	No
164	GOM_NL__2PRFIN20060122_114153_000000402044_00281_20375_7789.N1	22-JAN-2006 11:41:53	Dark	40.000	46	Del Vel	1.9540	10600.	80	20375	No
165	GOM_NL__2PRFIN20060122_114431_000000402044_00281_20375_7790.N1	22-JAN-2006 11:44:31	Dark	40.000	34	Gam2Vel	1.7930	23000.	80	20375	No
166	GOM_NL__2PRFIN20060122_114638_000000372044_00281_20375_7791.N1	22-JAN-2006 11:46:38	Straylight	37.000	70	Zet Pup	2.2460	39000.	74	20375	No
167	GOM_NL__2PRFIN20060122_114809_000000442044_00281_20375_7792.N1	22-JAN-2006 11:48:09	Straylight	44.000	117	Pi Pup	2.7060	3800.0	88	20375	No
168	GOM_NL__2PRFIN20060122_115039_000000412044_00281_20375_7793.N1	22-JAN-2006 11:50:39	Straylight	40.500	23	21Eps CMa	1.5020	26000.	81	20375	No
169	GOM_NL__2PRFIN20060122_115202_000000372044_00281_20375_7794.N1	22-JAN-2006 11:52:02	Straylight	37.000	179	24Omi2CMa	3.0320	24000.	74	20375	No
170	GOM_NL__2PRFIN20060122_115412_000000502044_00281_20375_7795.N1	22-JAN-2006 11:54:12	Straylight	50.000	1	9Alp CMa	-1.4400	11000.	100	20375	No
171	GOM_NL__2PRFIN20060122_120123_000000462044_00281_20375_7796.N1	22-JAN-2006 12:01:23	Twilight_and_stray	46.000	14	58Alp Ori	0.87000	3000.0	92	20375	No
172	GOM_NL__2PRFIN20060122_120336_000000432044_00281_20375_7797.N1	22-JAN-2006 12:03:36	Bright	42.500	44	24Gam Gem	1.9280	11000.	85	20375	No
173	GOM_NL__2PRFIN20060122_120521_000000402044_00281_20375_7798.N1	22-JAN-2006 12:05:21	Bright	39.500	151	13Mu Gem	2.8900	3000.0	79	20375	No
174	GOM_NL__2PRFIN20060122_120734_000000382044_00281_20375_7799.N1	22-JAN-2006 12:07:34	Bright	37.500	28	12Bet Tau	1.6500	15200.	75	20375	No
175	GOM_NL__2PRFIN20060122_120934_000000342044_00281_20375_7800.N1	22-JAN-2006 12:09:34	Bright	34.000	107	37The Aur	2.6490	11000.	68	20375	No
176	GOM_NL__2PRFIN20060122_121143_000000362044_00281_20375_7801.N1	22-JAN-2006 12:11:43	Bright	36.000	42	34Bet Aur	1.9000	10200.	72	20375	No
177	GOM_NL__2PRFIN20060122_122415_000000352044_00281_20375_7802.N1	22-JAN-2006 12:24:15	Bright	34.500	49	1Alp UMi	1.9900	6300.0	69	20375	No
178	GOM_NL__2PRFIN20060122_123513_000000372044_00281_20375_7803.N1	22-JAN-2006 12:35:13	Bright	37.000	130	23Bet Dra	2.7990	5800.0	74	20375	No
179	GOM_NL__2PRFIN20060122_123832_000000342044_00281_20375_7804.N1	22-JAN-2006 12:38:32	Bright	33.500	5	3Alp Lyr	0.033000	11000.	67	20375	No
180	GOM_NL__2PRFIN20060122_124631_000000342044_00281_20375_7805.N1	22-JAN-2006 12:46:31	Bright	34.000	59	55Alp Oph	2.0800	8900.0	68	20375	No
181	GOM_NL__2PRFIN20060122_124838_000000342044_00281_20375_7806.N1	22-JAN-2006 12:48:38	Bright	33.500	126	60Bet Oph	2.7700	4250.0	67	20375	No
182	GOM_NL__2PRFIN20060122_125446_000000392044_00281_20375_7807.N1	22-JAN-2006 12:54:46	Bright	38.500	86	35Eta Oph	2.4300	10200.	77	20375	No
183	GOM_NL__2PRFIN20060122_125840_000000442044_00281_20375_7808.N1	22-JAN-2006 12:58:40	Twilight	44.000	16	21Alp Sco	1.0200	3000.0	88	20375	No
184	GOM_NL__2PRFIN20060122_130010_000000392044_00281_20375_7809.N1	22-JAN-2006 13:00:10	Twilight	38.500	75	26Eps Sco	2.2910	4250.0	77	20375	No
185	GOM_NL__2PRFIN20060122_130144_000000382044_00281_20375_7810.N1	22-JAN-2006 13:01:44	Dark	37.500	40	The Sco	1.8590	7100.0	75	20375	No
186	GOM_NL__2PRFIN20060122_132229_000000382044_00282_20376_7958.N1	22-JAN-2006 13:22:29	Dark	37.500	46	Del Vel	1.9540	10600.	75	20376	No
187	GOM_NL__2PRFIN20060122_132507_000000382044_00282_20376_7959.N1	22-JAN-2006 13:25:07	Dark	37.500	34	Gam2Vel	1.7930	23000.	75	20376	No
188	GOM_NL__2PRFIN20060122_133115_000000422044_00282_20376_7960.N1	22-JAN-2006 13:31:15	Straylight	41.500	23	21Eps CMa	1.5020	26000.	83	20376	No
189	GOM_NL__2PRFIN20060122_133238_000000362044_00282_20376_7961.N1	22-JAN-2006 13:32:38	Straylight	35.500	179	24Omi2CMa	3.0320	24000.	71	20376	No
190	GOM_NL__2PRFIN20060122_133448_000000482044_00282_20376_7962.N1	22-JAN-2006 13:34:48	Straylight	48.000	1	9Alp CMa	-1.4400	11000.	96	20376	No
191	GOM_NL__2PRFIN20060122_134159_000000452044_00282_20376_7963.N1	22-JAN-2006 13:41:59	Twilight_and_stray	45.000	14	58Alp Ori	0.87000	3000.0	90	20376	No
192	GOM_NL__2PRFIN20060122_134412_000000432044_00282_20376_7964.N1	22-JAN-2006 13:44:12	Bright	43.000	44	24Gam Gem	1.9280	11000.	86	20376	No
193	GOM_NL__2PRFIN20060122_134557_000000392044_00282_20376_7965.N1	22-JAN-2006 13:45:57	Bright	38.500	151	13Mu Gem	2.8900	3000.0	77	20376	No
194	GOM_NL__2PRFIN20060122_134810_000000372044_00282_20376_7966.N1	22-JAN-2006 13:48:10	Bright	36.500	28	12Bet Tau	1.6500	15200.	73	20376	No
195	GOM_NL__2PRFIN20060122_135010_000000352044_00282_20376_7967.N1	22-JAN-2006 13:50:10	Bright	34.500	107	37The Aur	2.6490	11000.	69	20376	No
196	GOM_NL__2PRFIN20060122_135219_000000362044_00282_20376_7968.N1	22-JAN-2006 13:52:19	Bright	35.500	42	34Bet Aur	1.9000	10200.	71	20376	No
197	GOM_NL__2PRFIN20060122_140451_000000342044_00282_20376_7969.N1	22-JAN-2006 14:04:51	Bright	33.500	49	1Alp UMi	1.9900	6300.0	67	20376	No
198	GOM_NL__2PRFIN20060122_141549_000000372044_00282_20376_7970.N1	22-JAN-2006 14:15:49	Bright	37.000	130	23Bet Dra	2.7990	5800.0	74	20376	No
199	GOM_NL__2PRFIN20060122_141908_000000352044_00282_20376_7971.N1	22-JAN-2006 14:19:08	Bright	35.000	5	3Alp Lyr	0.033000	11000.	70	20376	No
200	GOM_NL__2PRFIN20060122_142708_000000352044_00282_20376_7972.N1	22-JAN-2006 14:27:08	Bright	34.500	59	55Alp Oph	2.0800	8900.0	69	20376	No
201	GOM_NL__2PRFIN20060122_142914_000000342044_00282_20376_7973.N1	22-JAN-2006 14:29:14	Bright	34.000	126	60Bet Oph	2.7700	4250.0	68	20376	No
202	GOM_NL__2PRFIN20060122_143523_000000392044_00282_20376_7974.N1	22-JAN-2006 14:35:23	Bright	39.000	86	35Eta Oph	2.4300	10200.	78	20376	No
203	GOM_NL__2PRFIN20060122_143917_000000492044_00282_20376_7975.N1	22-JAN-2006 14:39:17	Twilight	49.000	16	21Alp Sco	1.0200	3000.0	98	20376	No
204	GOM_NL__2PRFIN20060122_144046_000000452044_00282_20376_7976.N1	22-JAN-2006 14:40:46	Twilight	44.500	75	26Eps Sco	2.2910	4250.0	89	20376	No
205	GOM_NL__2PRFIN20060122_144220_000000412044_00282_20376_7977.N1	22-JAN-2006 14:42:20	Dark	41.000	40	The Sco	1.8590	7100.0	82	20376	No
206	GOM_NL__2PRFIN20060122_145457_000000432044_00283_20377_7785.N1	22-JAN-2006 14:54:57	Dark	42.500	12	Alp1Cru	0.77500	30000.	85	20377	No
207	GOM_NL__2PRFIN20060122_145908_000000422044_00283_20377_7786.N1	22-JAN-2006 14:59:08	Dark	41.500	29	Bet Car	1.6720	10200.	83	20377	No
208	GOM_NL__2PRFIN20060122_150116_000000392044_00283_20377_7787.N1	22-JAN-2006 15:01:16	Dark	38.500	71	lot Car	2.2460	7700.0	77	20377	No
209	GOM_NL__2PRFIN20060122_150305_000000392044_00283_20377_7788.N1	22-JAN-2006 15:03:05	Dark	39.000	46	Del Vel	1.9540	10600.	78	20377	No
210	GOM_NL__2PRFIN20060122_150543_000000392044_00283_20377_7789.N1	22-JAN-2006 15:05:43	Dark	39.000	34	Gam2Vel	1.7930	23000.	78	20377	No
211	GOM_NL__2PRFIN20060122_150750_000000432044_00283_20377_7790.N1	22-JAN-2006 15:07:50	Straylight	42.500	70	Zet Pup	2.2460	39000.	85	20377	No
212	GOM_NL__2PRFIN20060122_150922_000000422044_00283_20377_7791.N1	22-JAN-2006 15:09:22	Straylight	42.000	117	Pi Pup	2.7060	3800.0	84	20377	No
213	GOM_NL__2PRFIN20060122_151151_000000362044_00283_20377_7792.N1	22-JAN-2006 15:11:51	Straylight	35.500	23	21Eps CMa	1.5020	26000.	71	20377	No
214	GOM_NL__2PRFIN20060122_151314_000000382044_00283_20377_7793.N1	22-JAN-2006 15:13:14	Straylight	38.000	179	24Omi2CMa	3.0320	24000.	76	20377	No
215	GOM_NL__2PRFIN20060122_151524_000000432044_00283_20377_7794.N1	22-JAN-2006 15:15:24	Straylight	42.500	1	9Alp CMa	-1.4400	11000.	85	20377	No
216	GOM_NL__2PRFIN20060122_152235_000000512044_00283_20377_7795.N1	22-JAN-2006 15:22:35	Twilight_and_stray	50.500	14	58Alp Ori	0.87000	3000.0	101	20377	No
217	GOM_NL__2PRFIN20060122_152448_000000432044_00283_20377_7796.N1	22-JAN-2006 15:24:48	Bright	43.000	44	24Gam Gem	1.9280	11000.	86	20377	No
218	GOM_NL__2PRFIN20060122_152633_000000372044_00283_20377_7797.N1	22-JAN-2006 15:26:33	Bright	37.000	151	13Mu Gem	2.8900	3000.0	74	20377	No
219	GOM_NL__2PRFIN20060122_152846_000000362044_00283_20377_7798.N1	22-JAN-2006 15:28:46	Bright	35.500	28	12Bet Tau	1.6500	15200.	71	20377	No

220	GOM_NL__2PRFIN20060122_153046_000000352044_00283_20377_7799.N1	22-JAN-2006 15:30:46	Bright	35.000	107	37The Aur	2.6490	11000.	70	20377	No
221	GOM_NL__2PRFIN20060122_153255_000000352044_00283_20377_7800.N1	22-JAN-2006 15:32:55	Bright	35.000	42	34Bet Aur	1.9000	10200.	70	20377	No
222	GOM_NL__2PRFIN20060122_154527_000000352044_00283_20377_7801.N1	22-JAN-2006 15:45:27	Bright	35.000	49	1Alp UMi	1.9900	6300.0	70	20377	No
223	GOM_NL__2PRFIN20060122_155625_000000372044_00283_20377_7802.N1	22-JAN-2006 15:56:25	Bright	37.000	130	23Bet Dra	2.7990	5800.0	74	20377	No
224	GOM_NL__2PRFIN20060122_155944_000000382044_00283_20377_7803.N1	22-JAN-2006 15:59:44	Bright	37.500	5	3Alp Lyr	0.033000	11000.	75	20377	No
225	GOM_NL__2PRFIN20060122_160744_000000352044_00283_20377_7804.N1	22-JAN-2006 16:07:44	Bright	35.000	59	55Alp Oph	2.0800	8900.0	70	20377	No
226	GOM_NL__2PRFIN20060122_160950_000000352044_00283_20377_7805.N1	22-JAN-2006 16:09:50	Bright	35.000	126	60Bet Oph	2.7700	4250.0	70	20377	No
227	GOM_NL__2PRFIN20060122_161559_000000392044_00283_20377_7806.N1	22-JAN-2006 16:15:59	Bright	39.000	86	35Eta Oph	2.4300	10200.	78	20377	No
228	GOM_NL__2PRFIN20060122_161953_000000462044_00283_20377_7807.N1	22-JAN-2006 16:19:53	Twilight	45.500	16	21Alp Sco	1.0200	3000.0	91	20377	No
229	GOM_NL__2PRFIN20060122_162123_000000412044_00283_20377_7808.N1	22-JAN-2006 16:21:23	Twilight	40.500	75	26Eps Sco	2.2910	4250.0	81	20377	No
230	GOM_NL__2PRFIN20060122_162256_000000402044_00283_20377_7809.N1	22-JAN-2006 16:22:56	Dark	39.500	40	The Sco	1.8590	7100.0	79	20377	No

3. Quality information per product

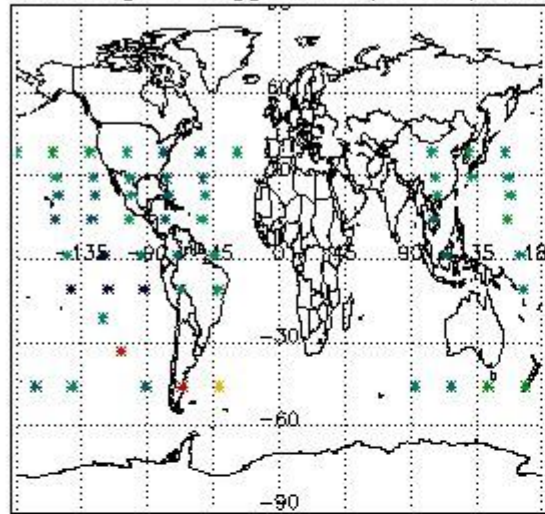
In this section it is plotted some information contained in the Quality Summary data set of the level 2 products. Only products in dark limb conditions and without errors (error flag in the MPH set to "0") are used.

3.1 Plot quality information per product (time dependant)

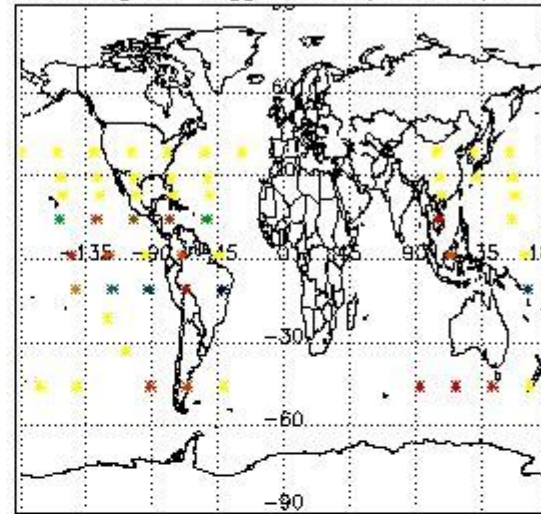


3.2 Plot quality information per product (world map)

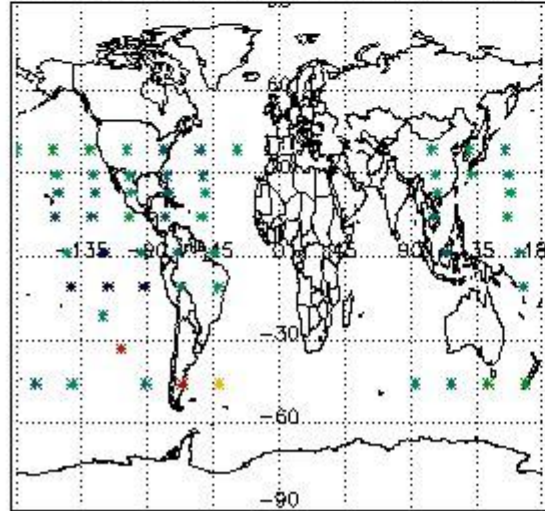
Percentage of flagged data per O3 profile



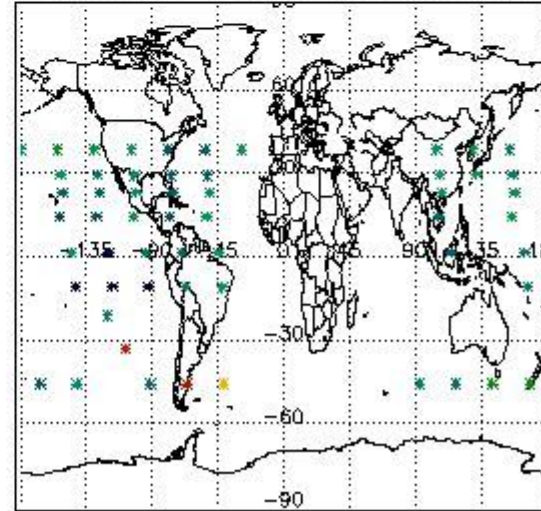
Percentage of flagged data per H2O profile



Percentage of flagged data per NO2 profile



Percentage of flagged data per NO3 profile

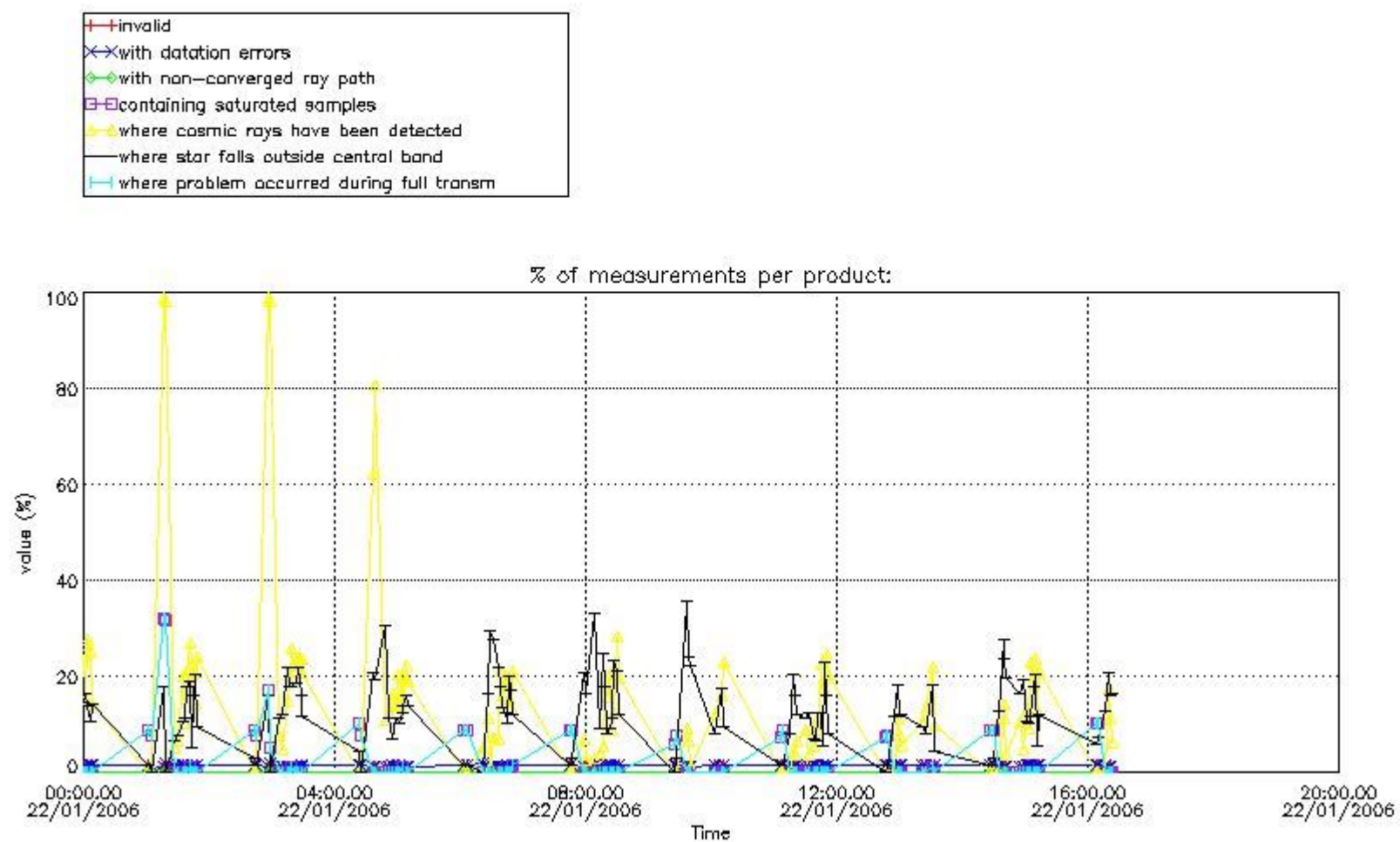


4. Level 1 quality information per product

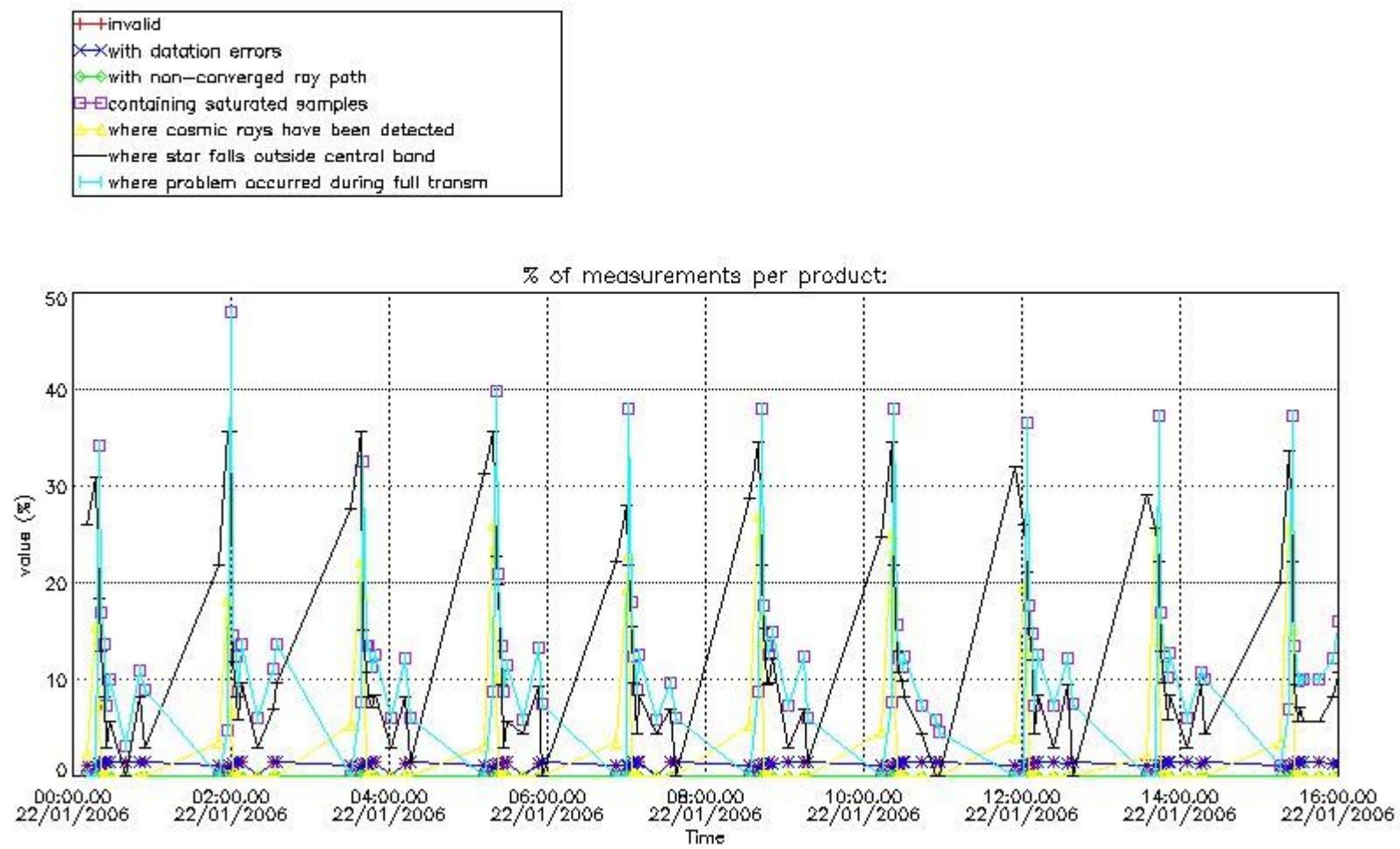
In this section it is plotted some information contained in the Quality Summary data set of the level 2 products that comes from the level 1b processing. Products without errors (error flag in the MPH set to "0") are used.

4.1 Plot quality information per product (time dependant) coming from level 1b processing

4.1.1 Plot level 1 quality information per product (time dependant): ENVISAT ASCENDING passes

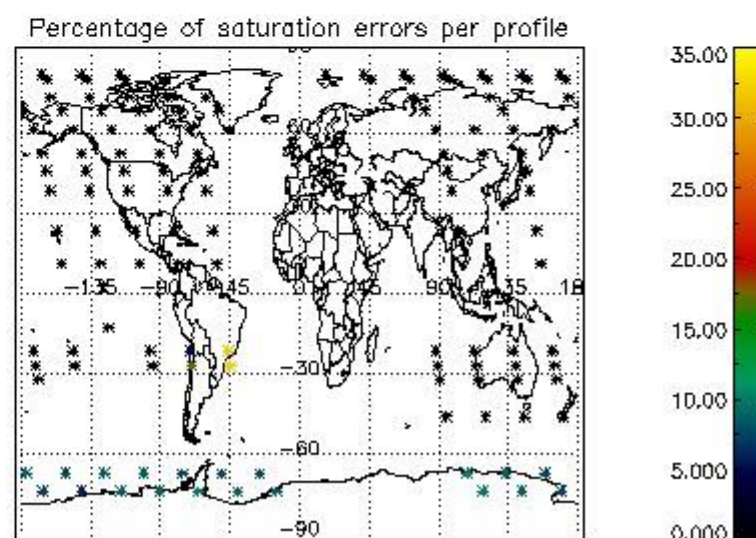
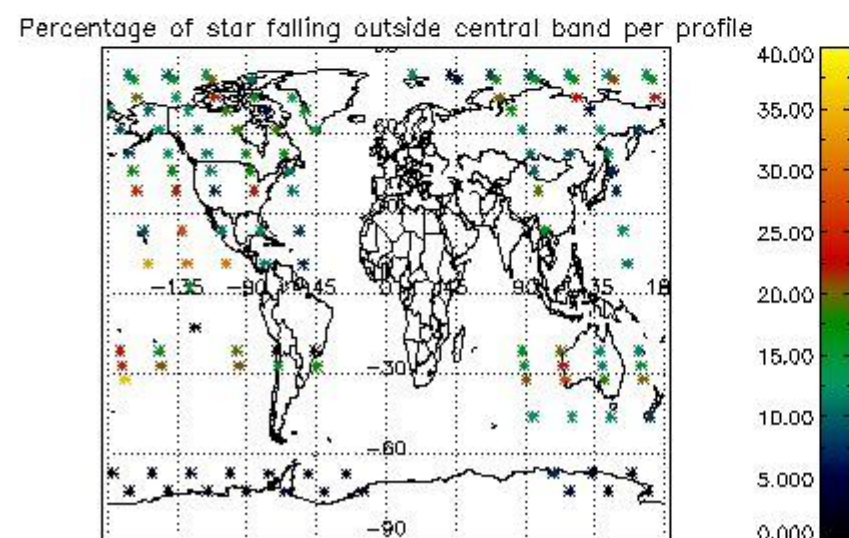
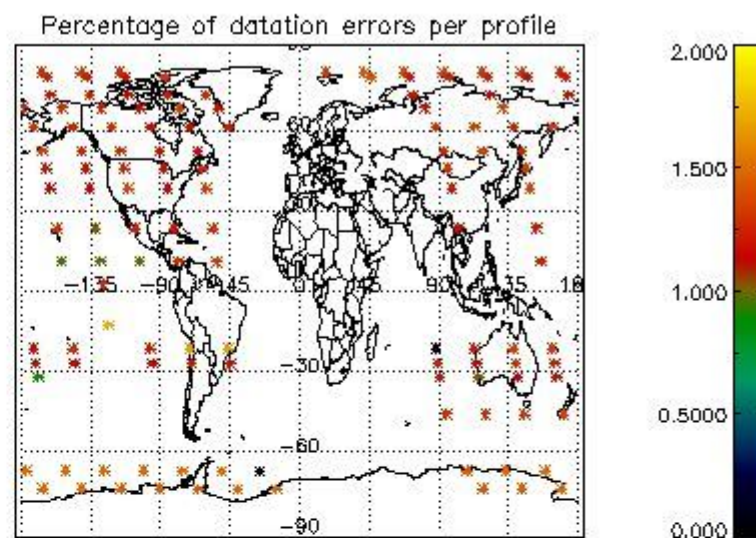
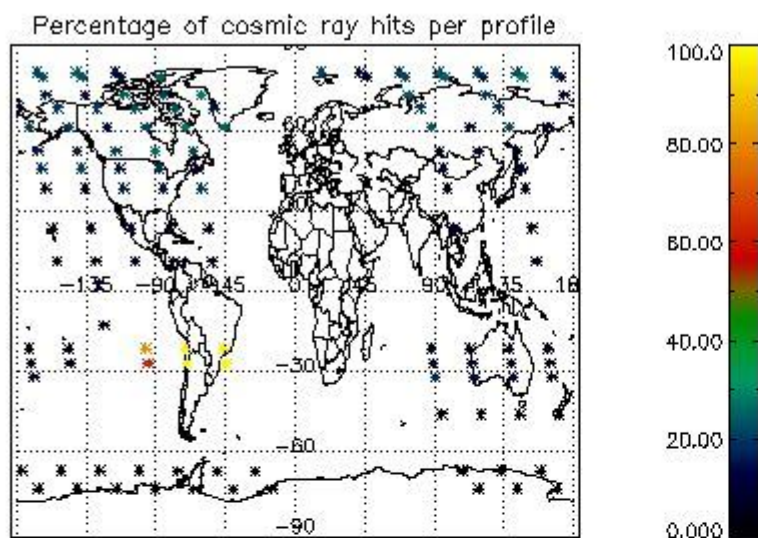


4.1.2 Plot level 1 quality information per product (time dependant): ENVI SAT DESCENDING passes

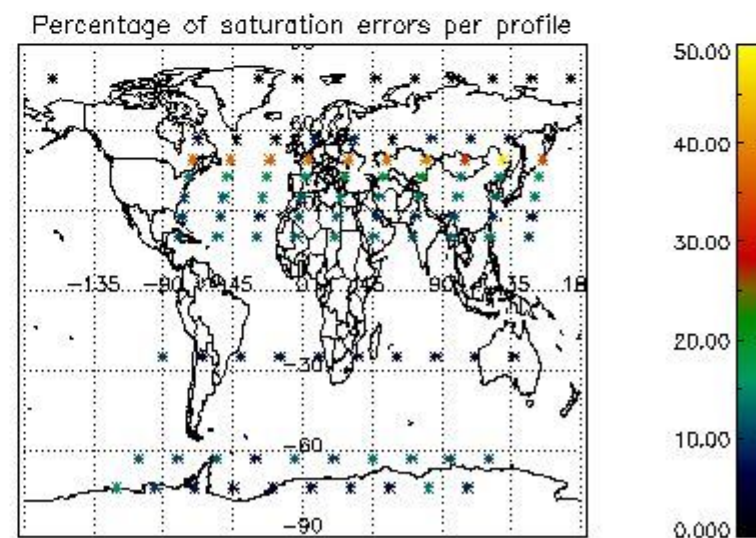
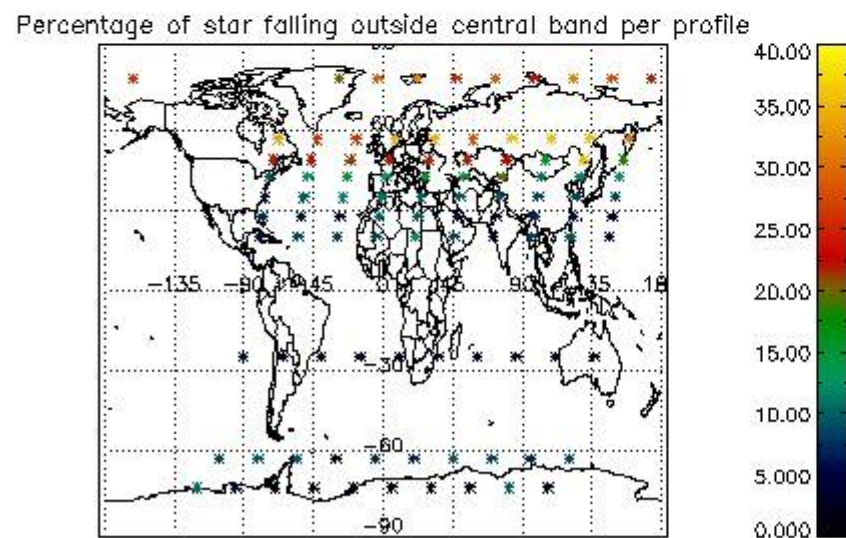
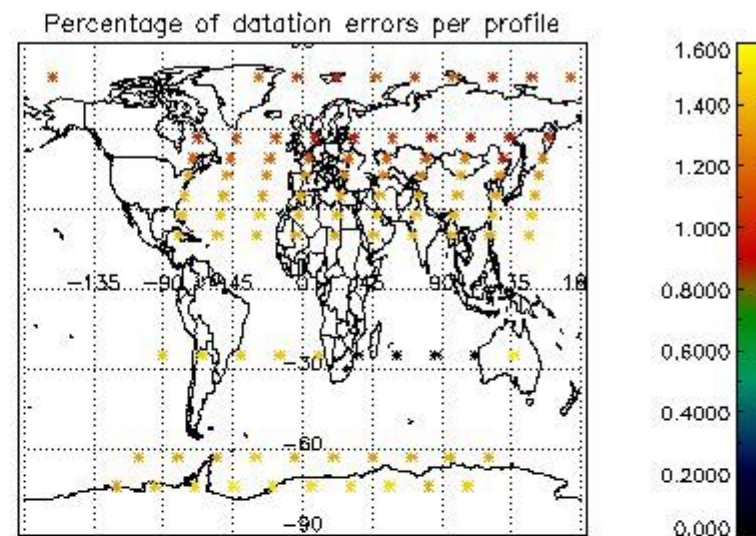
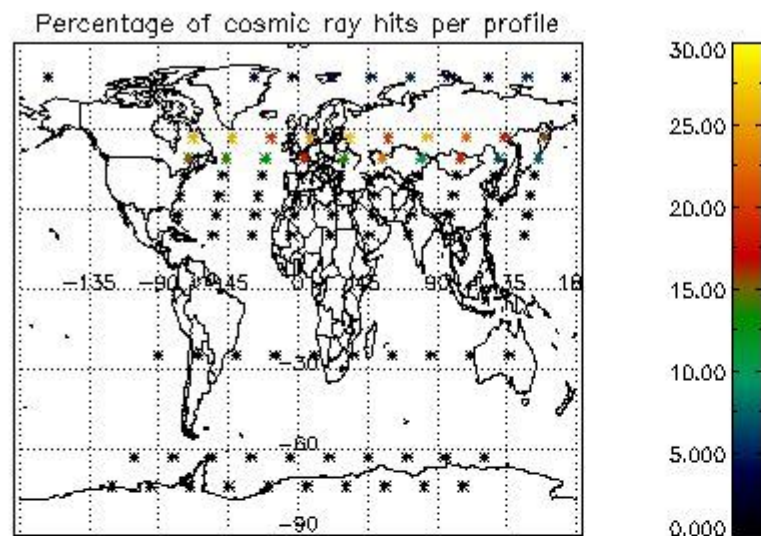


4.2 Plot quality information per product coming from level 1b processing (world map)

4.2.1 Plot level 1 quality information per product (world map): ENVISAT ASCENDING passes



4.2.2 Plot level 1 quality information per product (world map): ENVISAT DESCENDING passes



5. Trace gas profiles

5.1 Ozone statistics based on quality of products

The final quality of the products can be "measured" using the STD (Standard Deviation) attached to every point profile. This information is written to the parameter GOM_NL__2P/NL_LOCAL_SPECIES_DENSITY/o3_std of the level 2 products. The table below shows the statistics for given STD ranges.

The statistics are given with respect to the overall valid production:

- Products without fatal errors: GOM_NL__2P/MPH/PRODUCT_ERR=0
- Valid point profile: GOM_NL__2P/NL_LOCAL_SPECIES_DENSITY/pcd(0)=0

The 'Criteria' is applied to valid points of dark limb products:

- Products in dark limb illumination condition: GOM_NL__2P/NL_SUMMARY_QUALITY/obs_ill_cond=0
- Products without fatal errors: GOM_NL__2P/MPH/PRODUCT_ERR=0
- Valid point profile: GOM_NL__2P/NL_LOCAL_SPECIES_DENSITY/pcd(0)=0

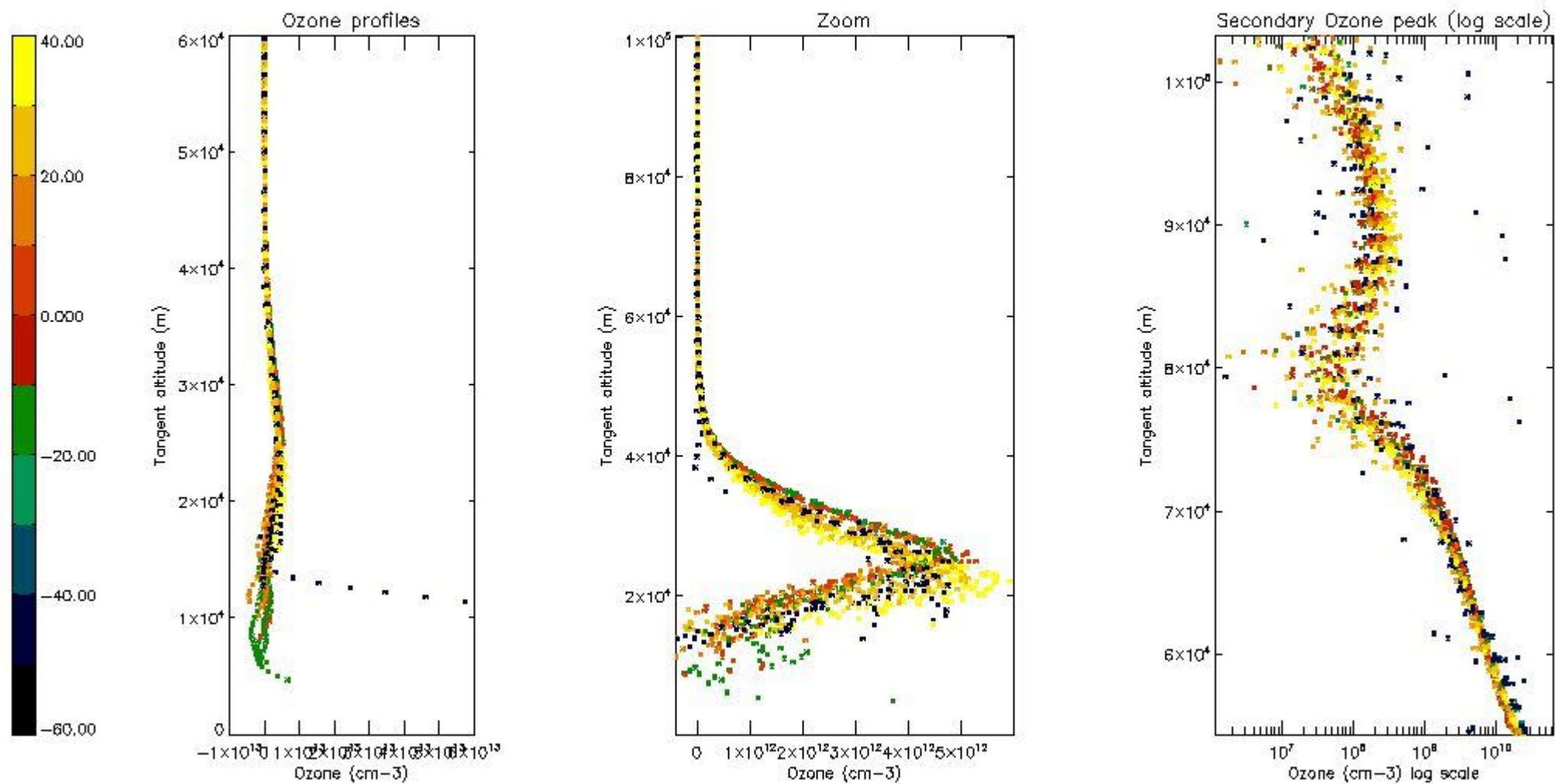
So, the table below shows the percentage of dark limb and valid observations for each criteria with respect to the overall valid daily observations.

Criteria	% of total production
All STD	26
STD < 20	16

STD < 10	14
STD < 5	9

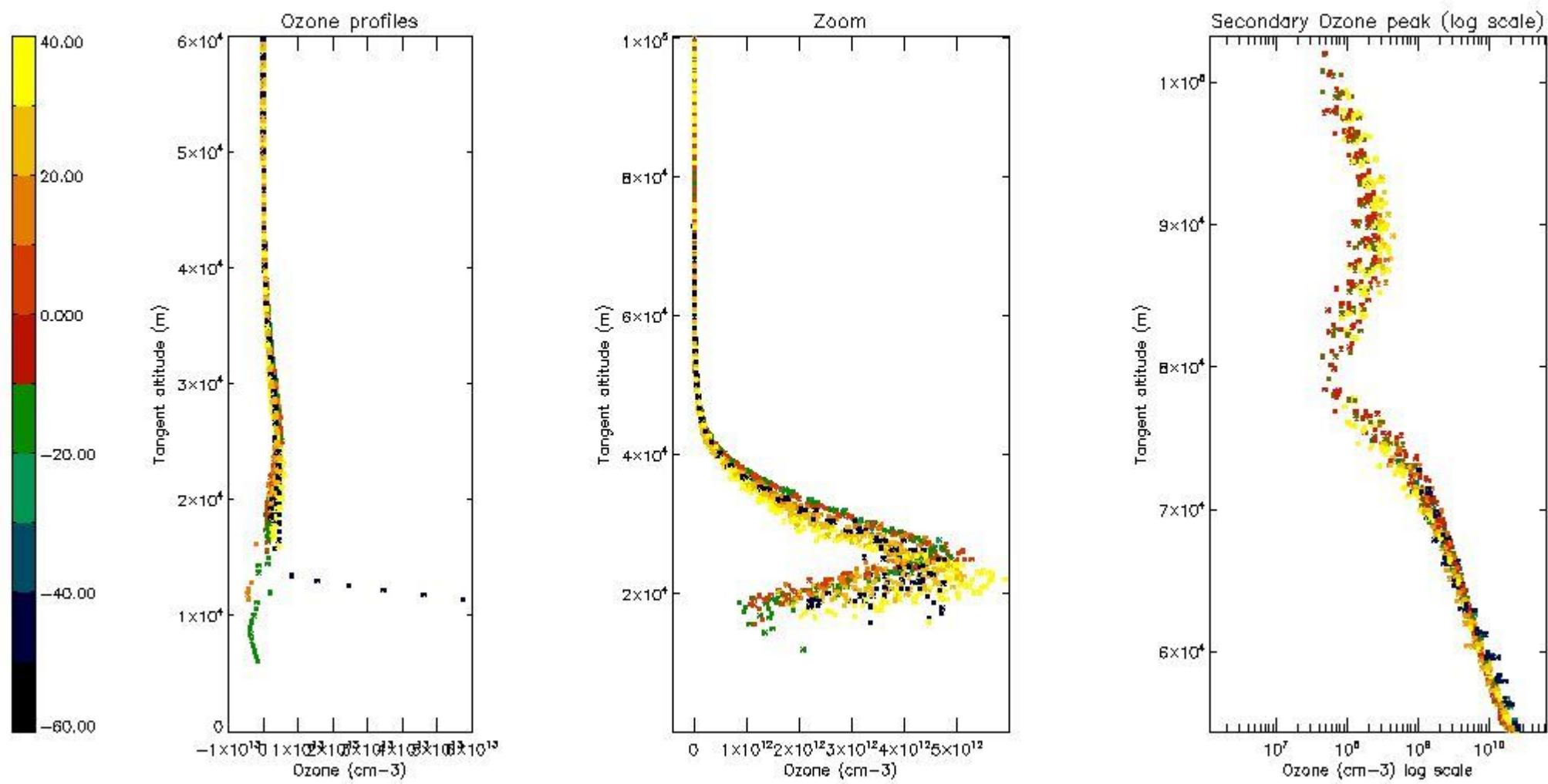
5.2 Plot ozone profiles for all STD (dark without errors)

The colorbar represents the latitude.



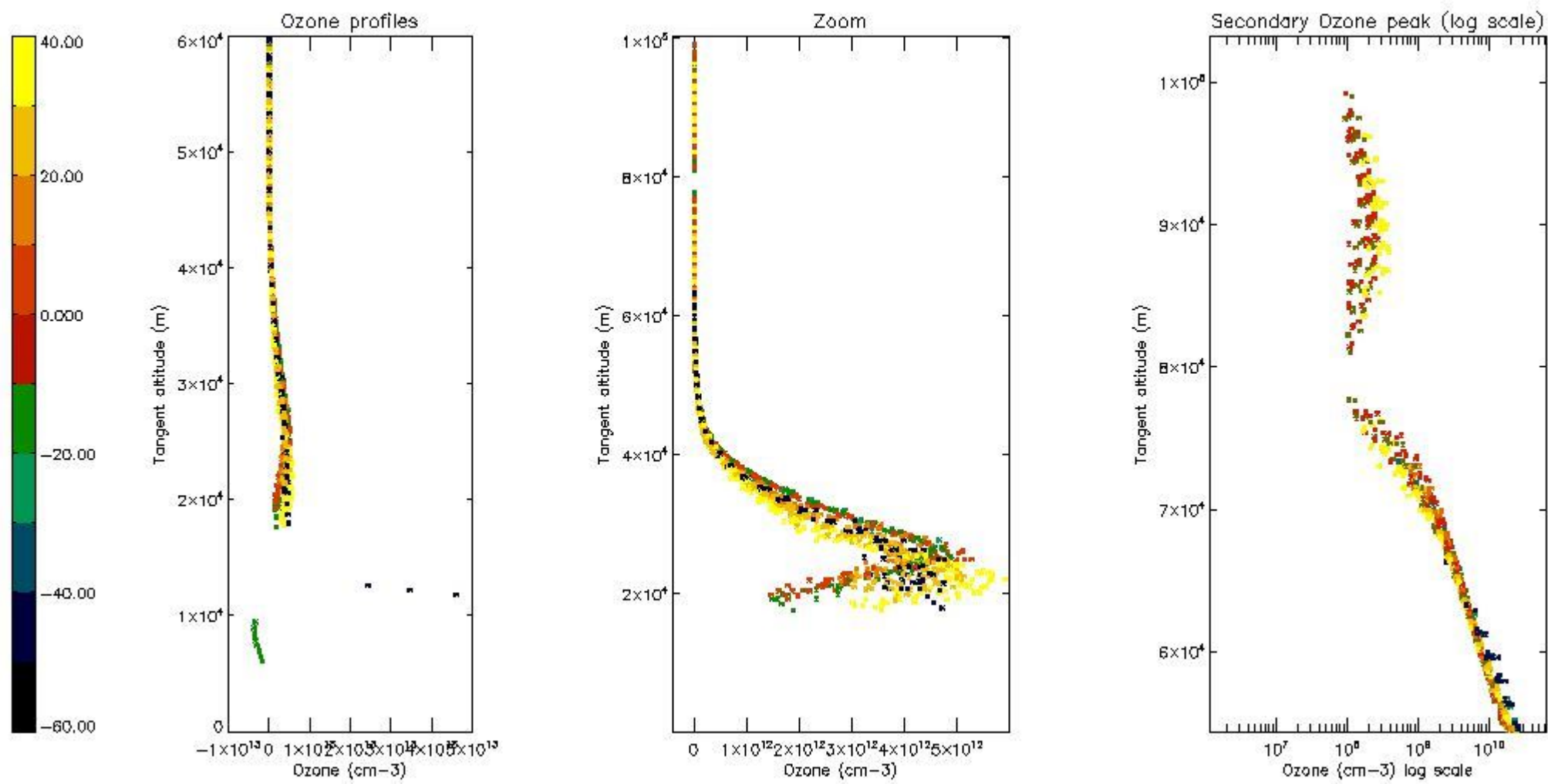
5.3 Plot ozone profiles where STD < 20% (dark without errors)

The colorbar represents the latitude.



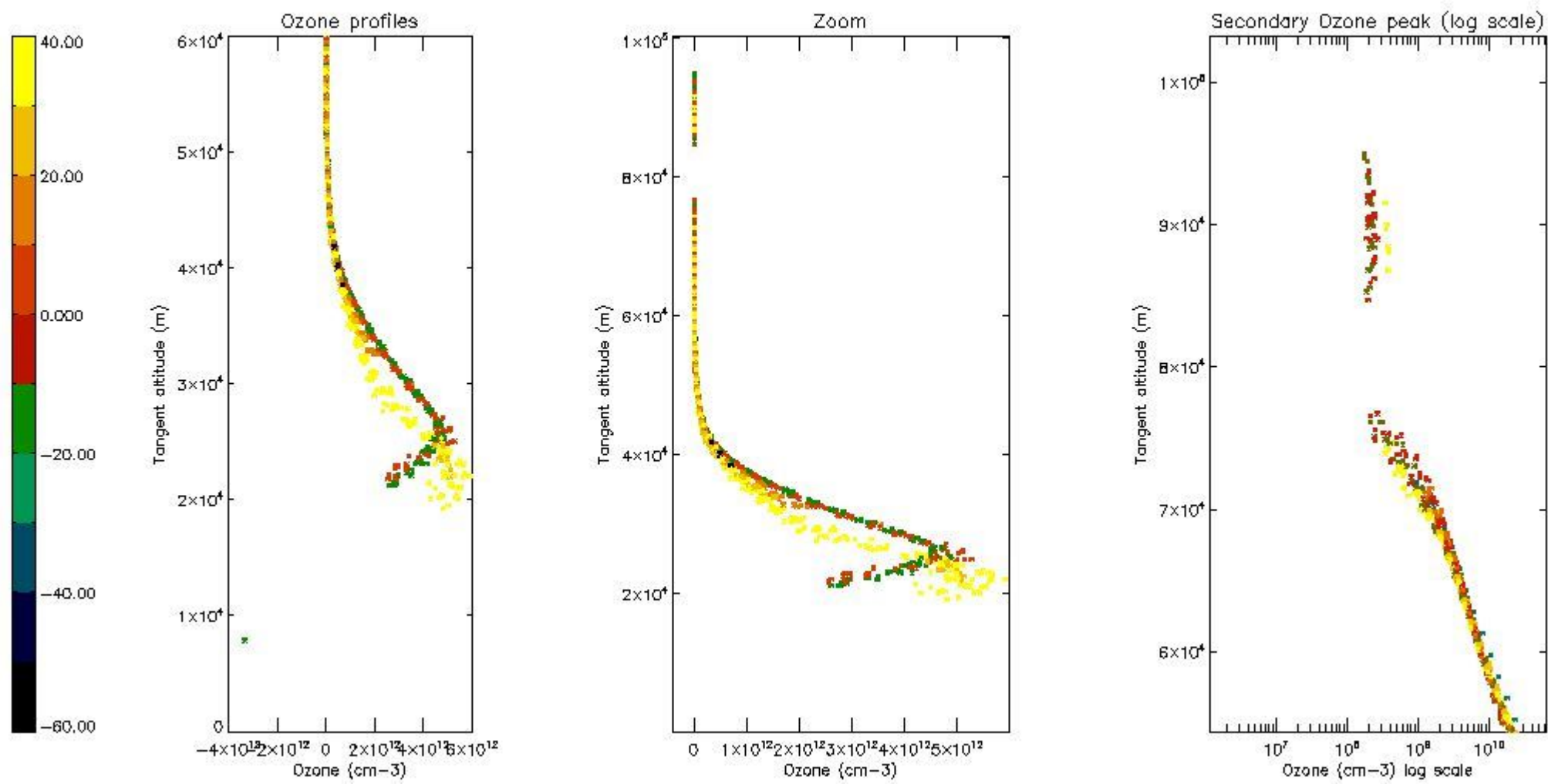
5.4 Plot ozone profiles where STD < 10% (dark without errors)

The colorbar represents the latitude.



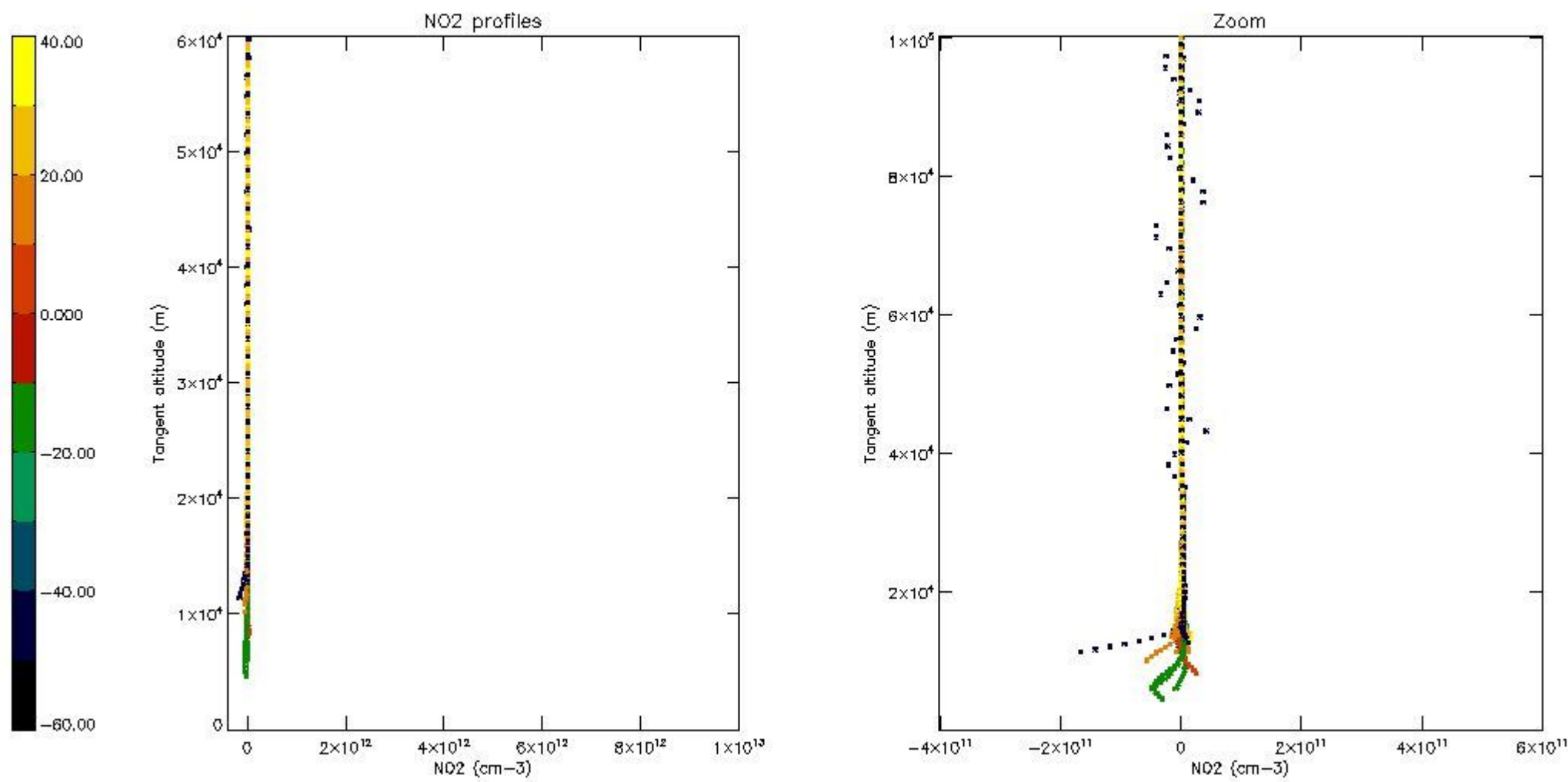
5.5 Plot ozone profiles where $STD < 5\%$ (dark without errors)

The colorbar represents the latitude.



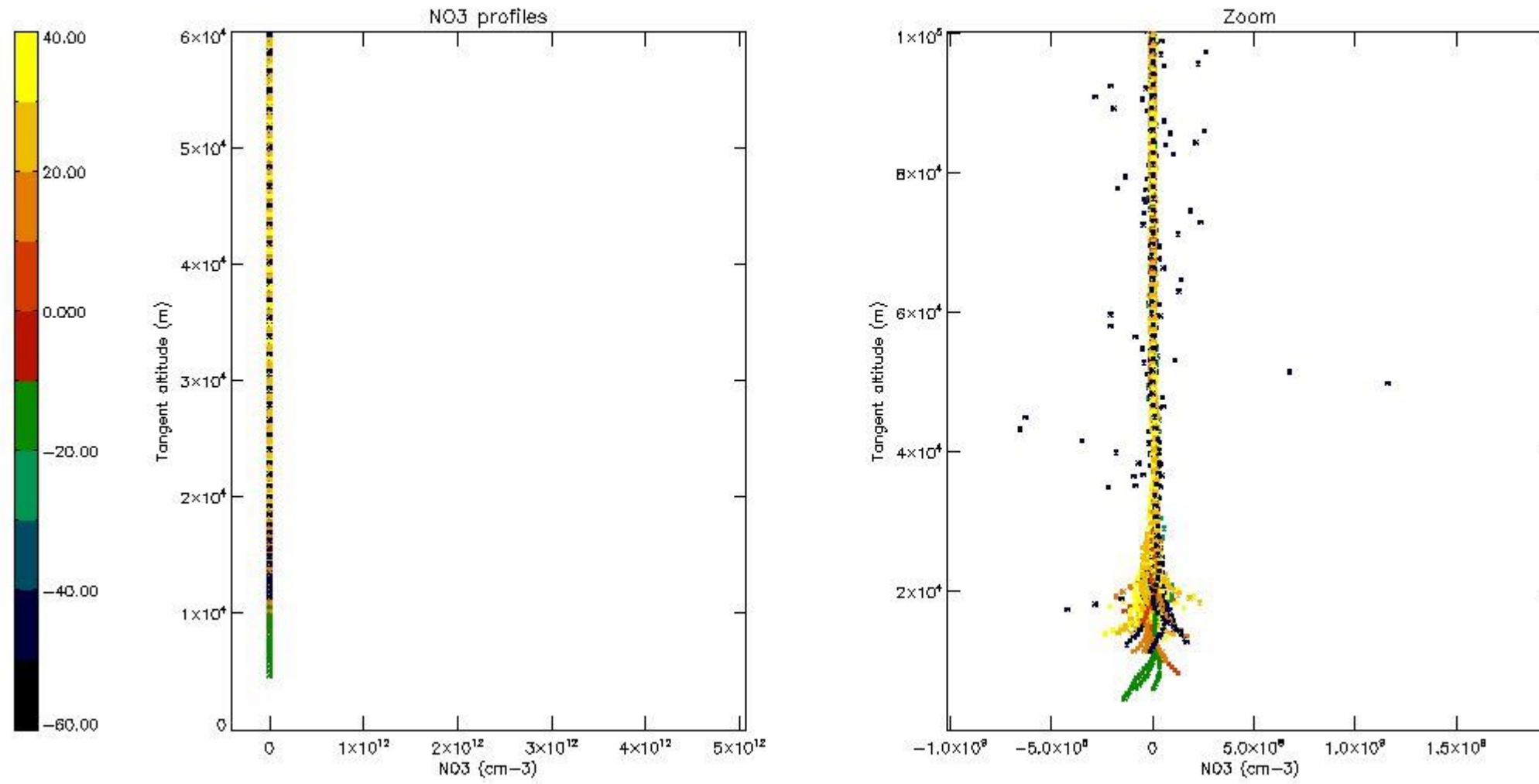
5.6 Plot NO₂ profiles for all STD (dark without errors)

The colorbar represents the latitude.



5.7 Plot NO3 profiles for all STD (dark without errors)

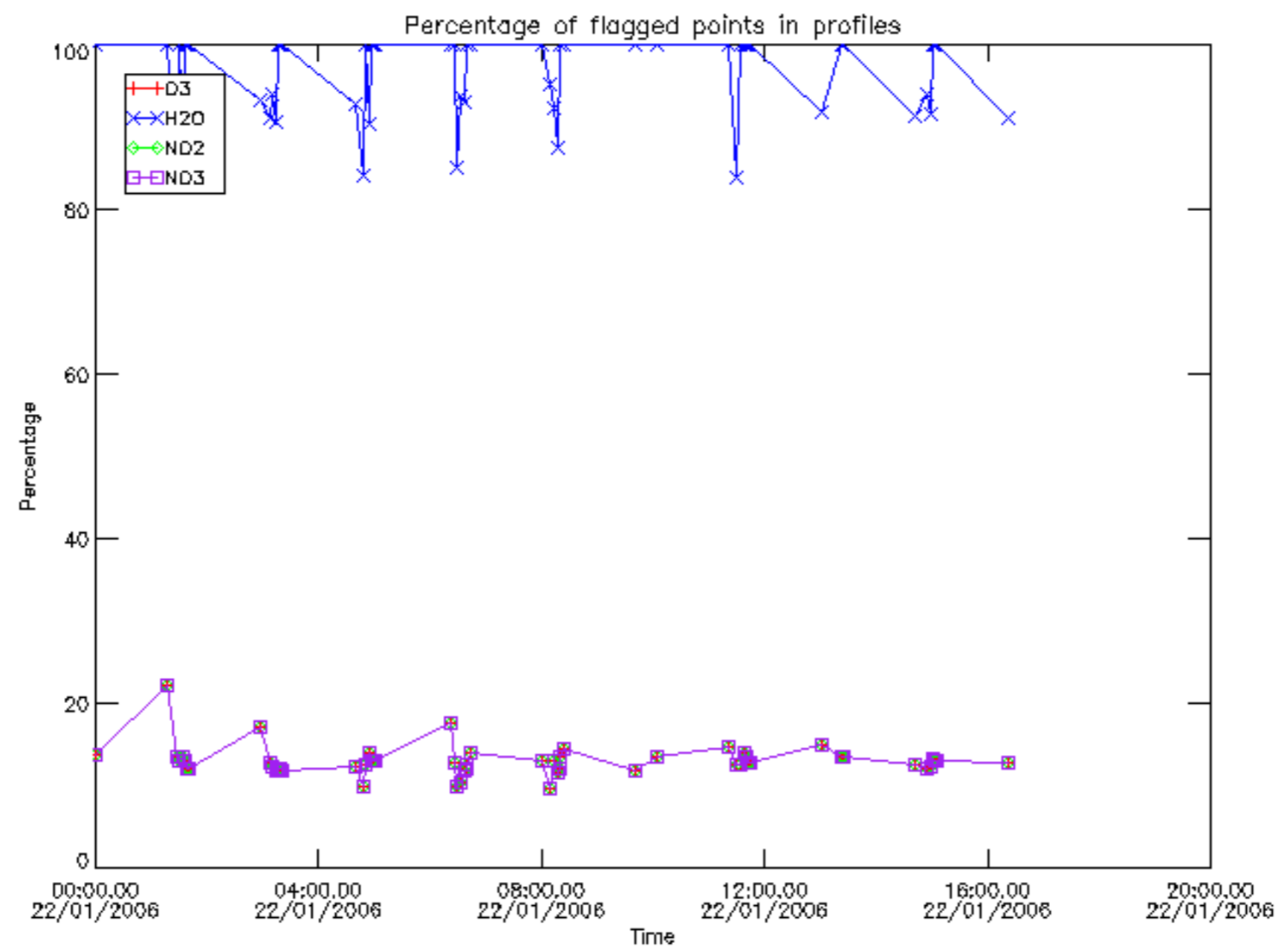
The colorbar represents the latitude.



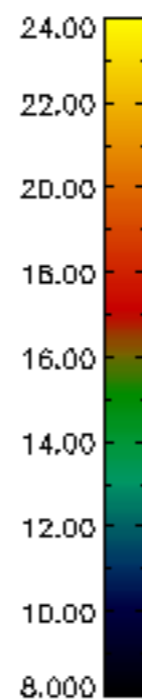
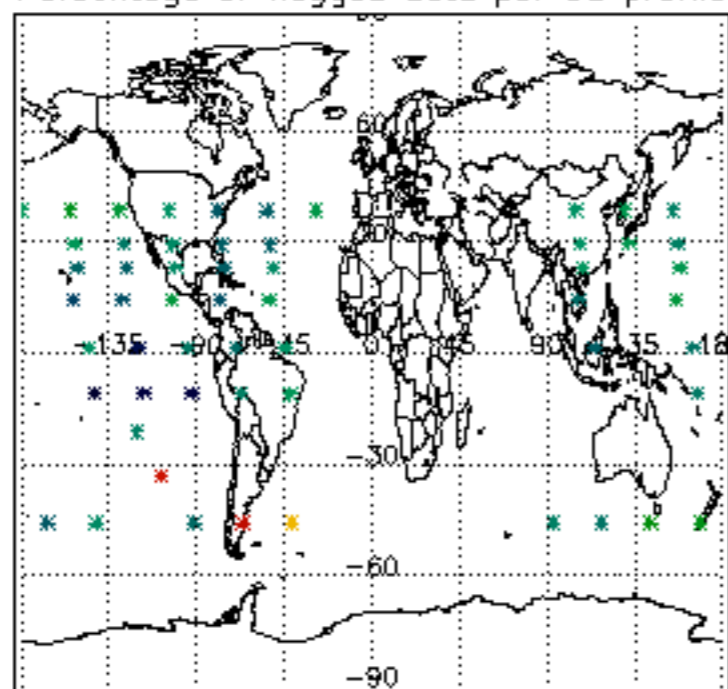
6. Auxiliary Data Files used for the production reported in section 2

The number reported in the third column indicates since which file (see list in section 2) the corresponding auxiliary file has been used. The fourth column is the date of those product files.

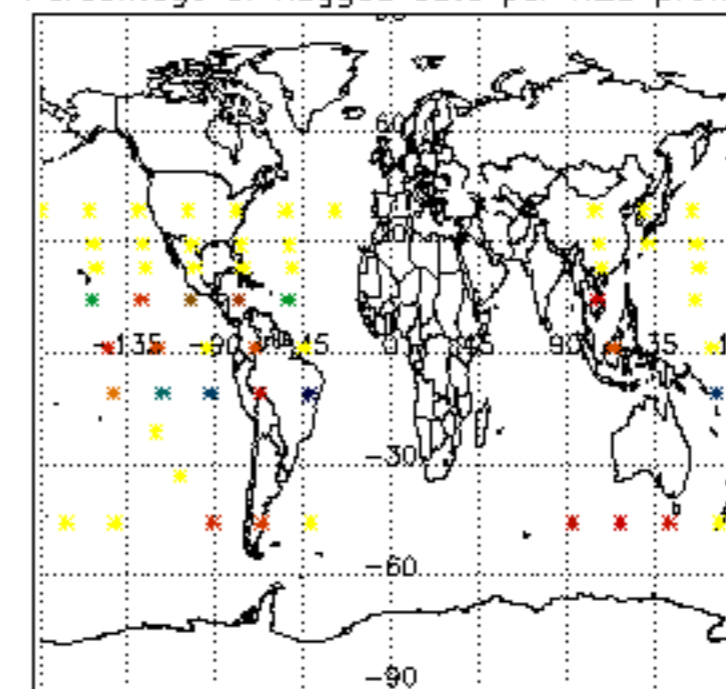
Type	Auxiliary Filename	Used since product	Used since product date
INST_PHYS_CHARACTERISTICS	GOM_INS_AXVIEC20091111_143220_20030716_120000_20500101_000000	1	22-JAN-2006 00:00:17
LEVEL-2_PROC_CONFIG	GOM_PR2_AXVIEC20091111_152718_20020301_000000_20500101_000000	1	22-JAN-2006 00:00:17
CROSS_SECTIONS_FILE	GOM_CRS_AXVIEC20091111_154832_20020301_000000_20500101_000000	1	22-JAN-2006 00:00:17



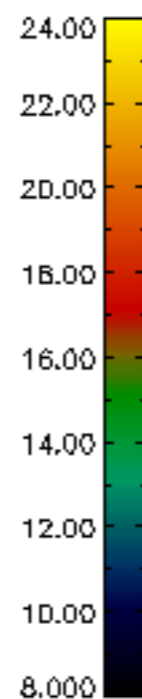
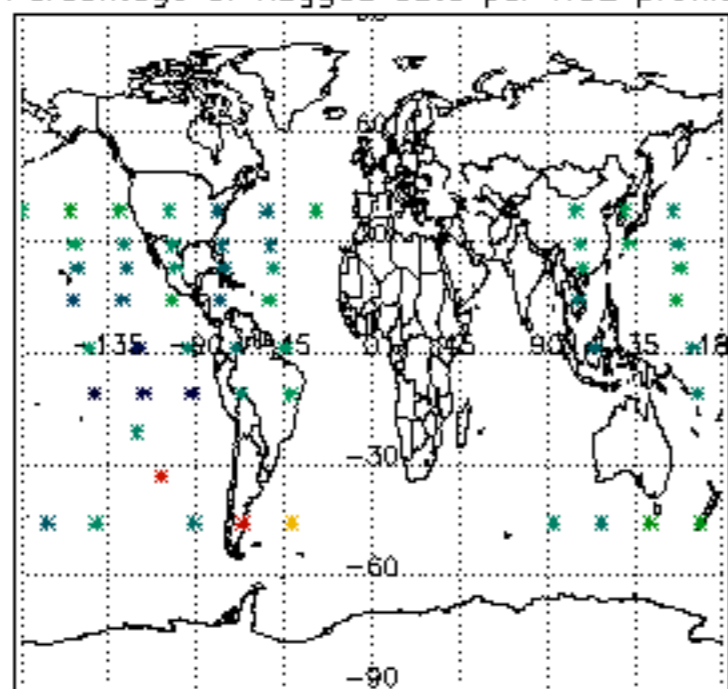
Percentage of flagged data per D3 profile



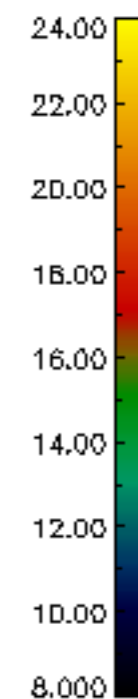
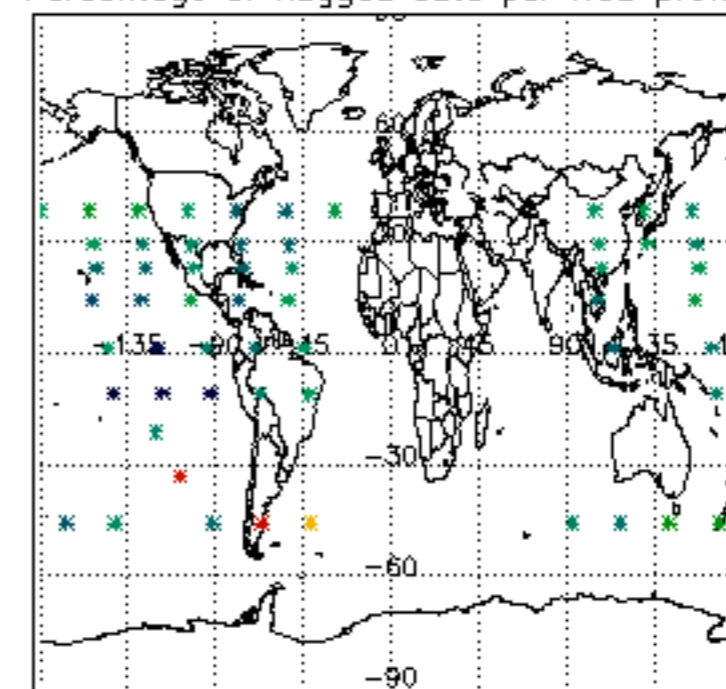
Percentage of flagged data per H2O profile

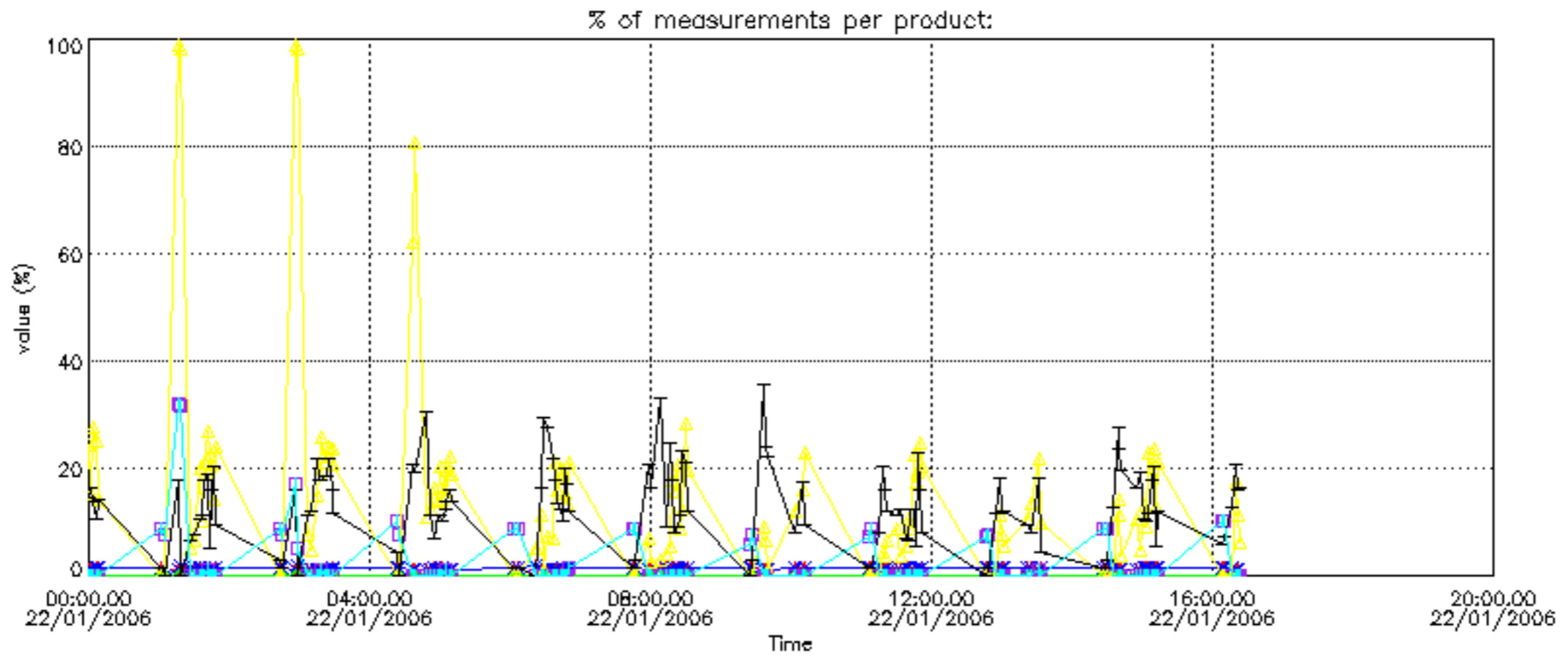


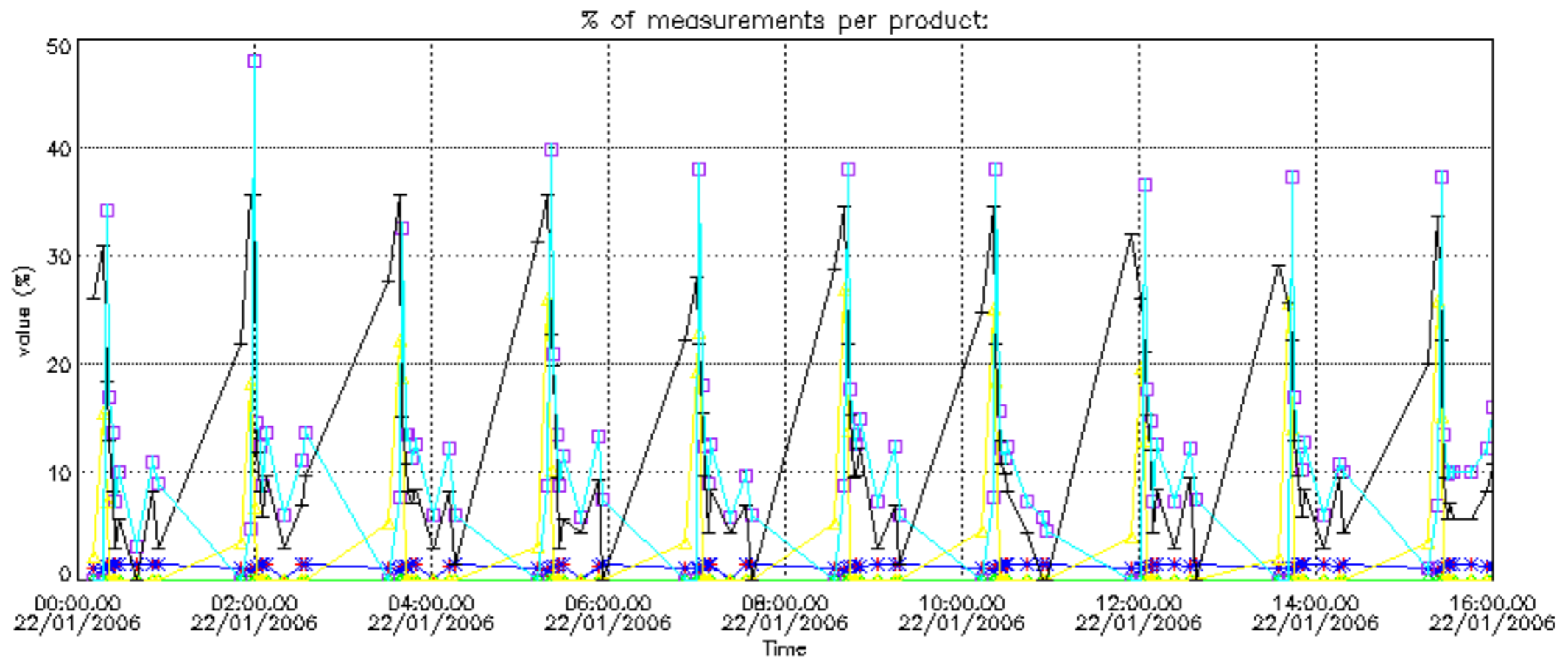
Percentage of flagged data per NO2 profile



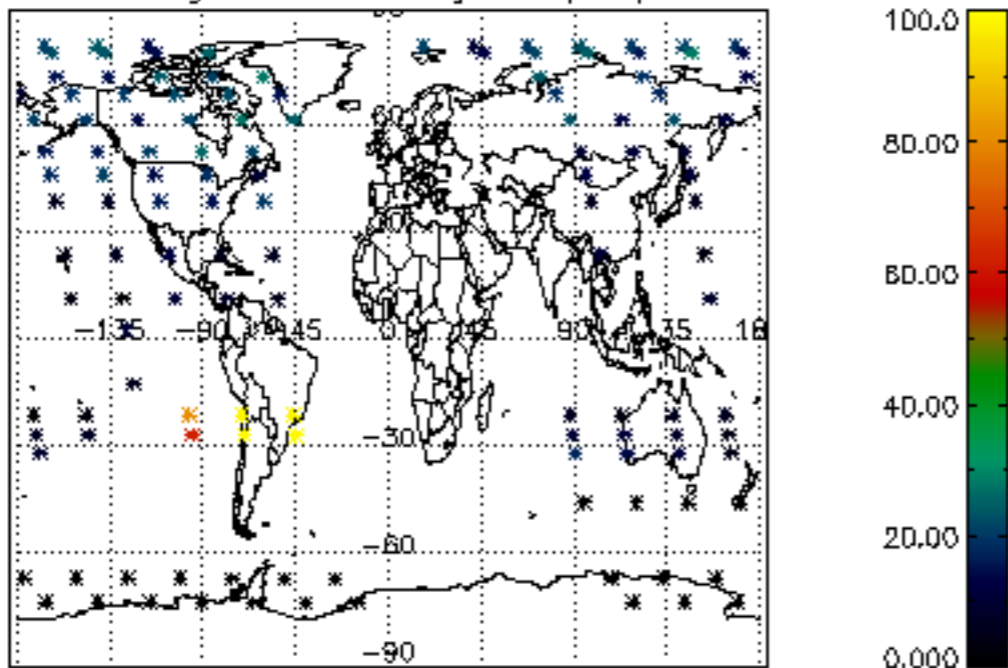
Percentage of flagged data per NO3 profile



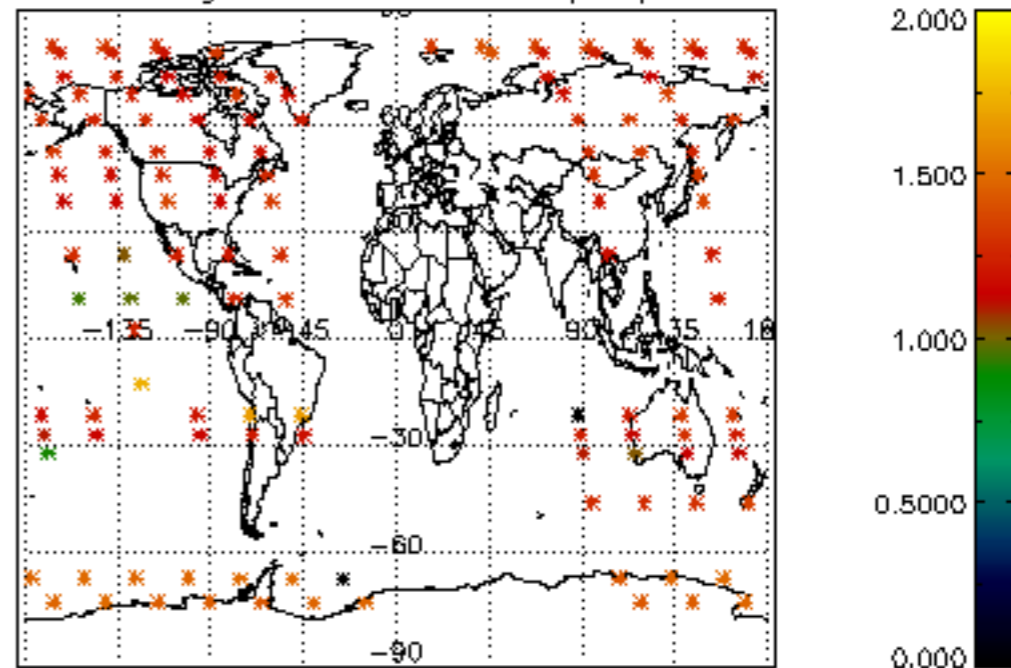




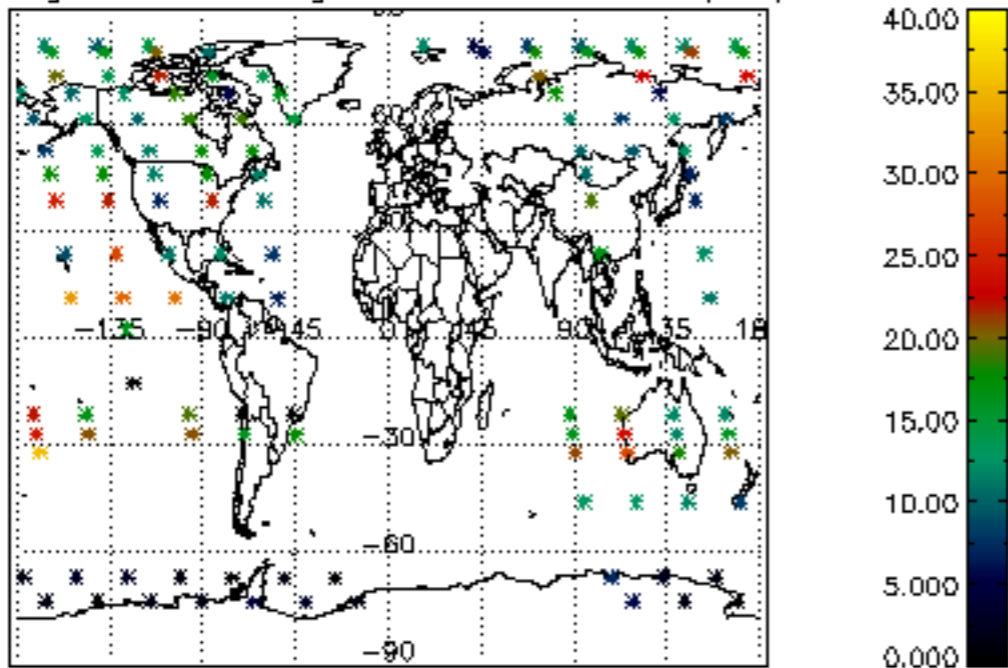
Percentage of cosmic ray hits per profile



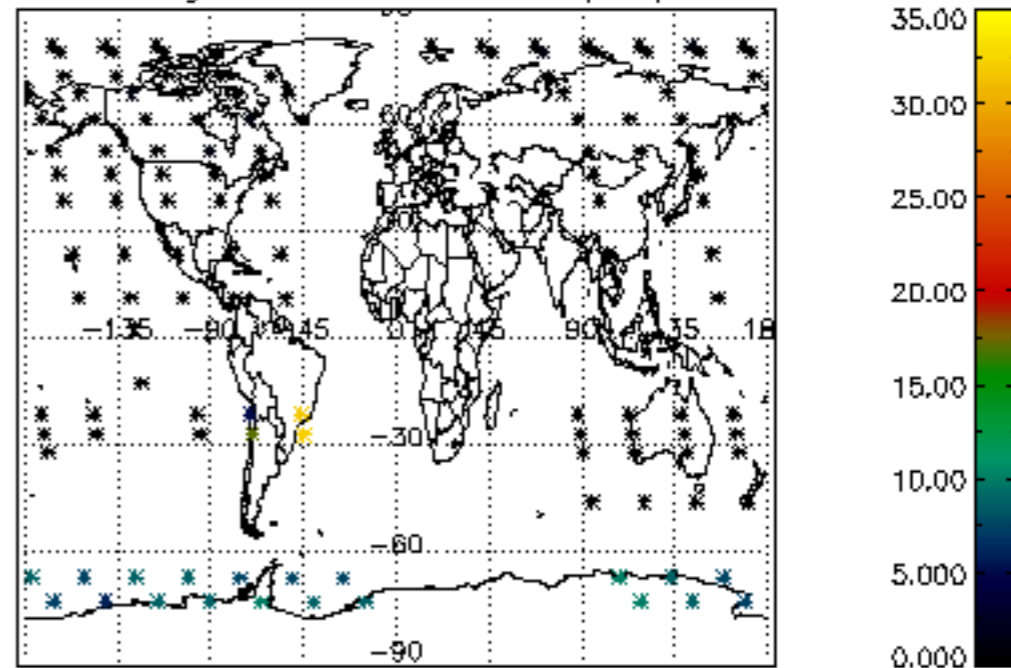
Percentage of datation errors per profile



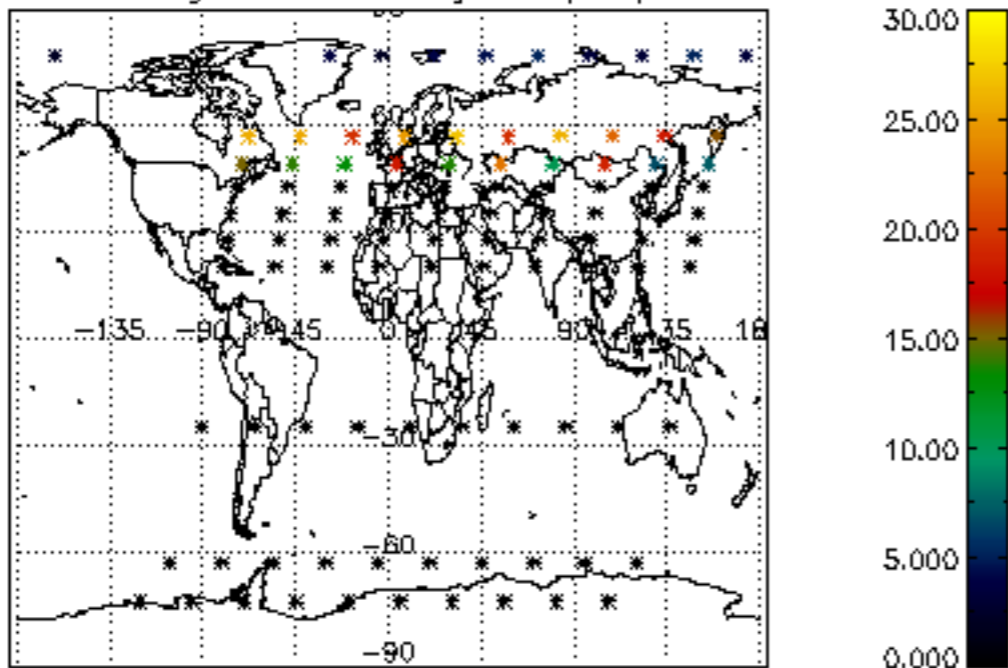
Percentage of star falling outside central band per profile



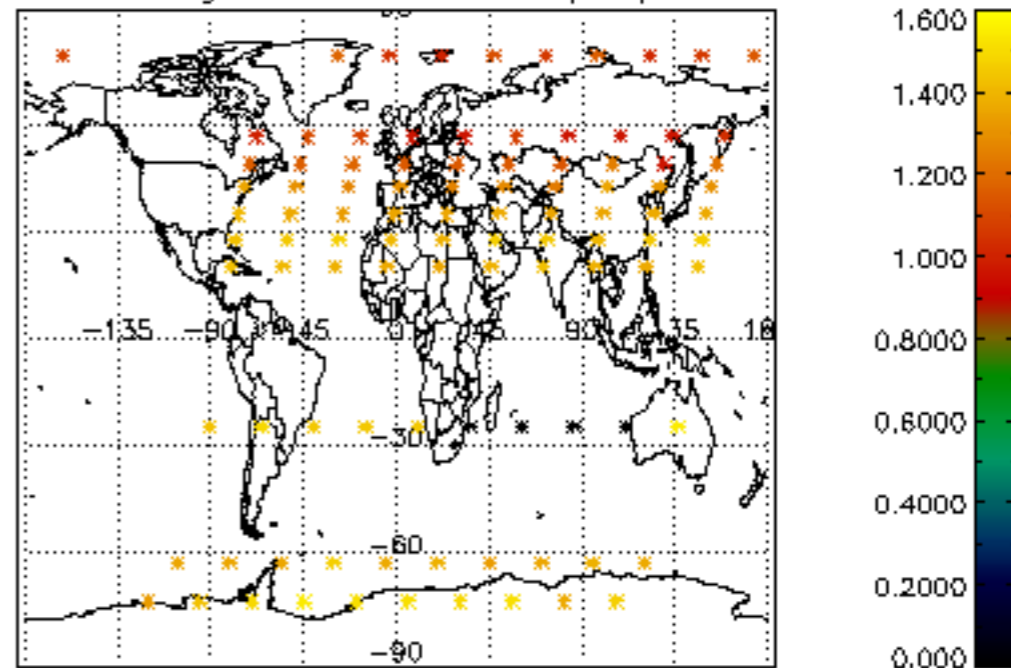
Percentage of saturation errors per profile



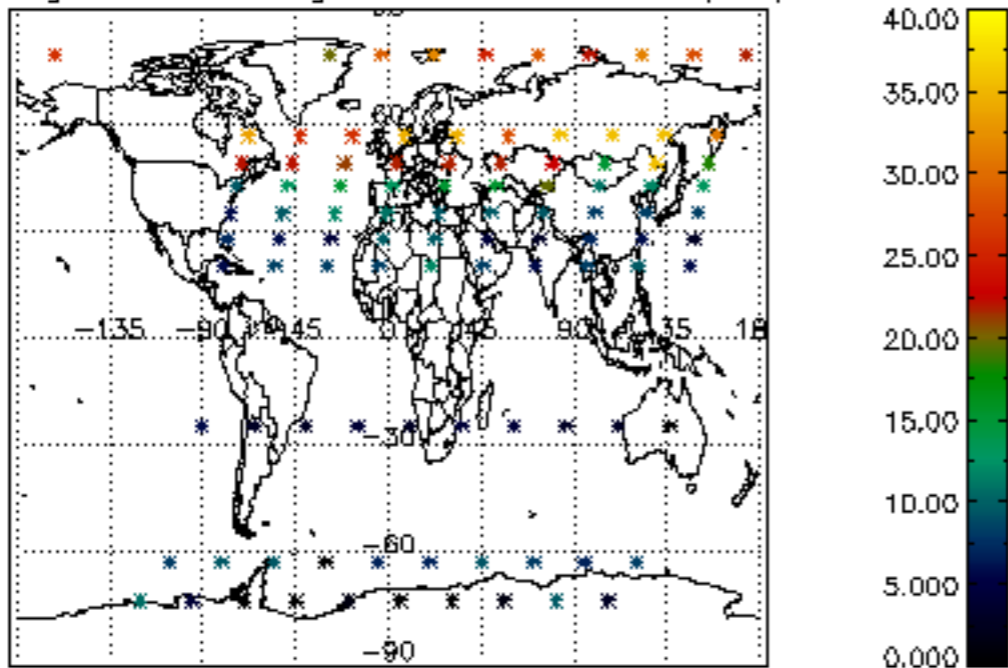
Percentage of cosmic ray hits per profile



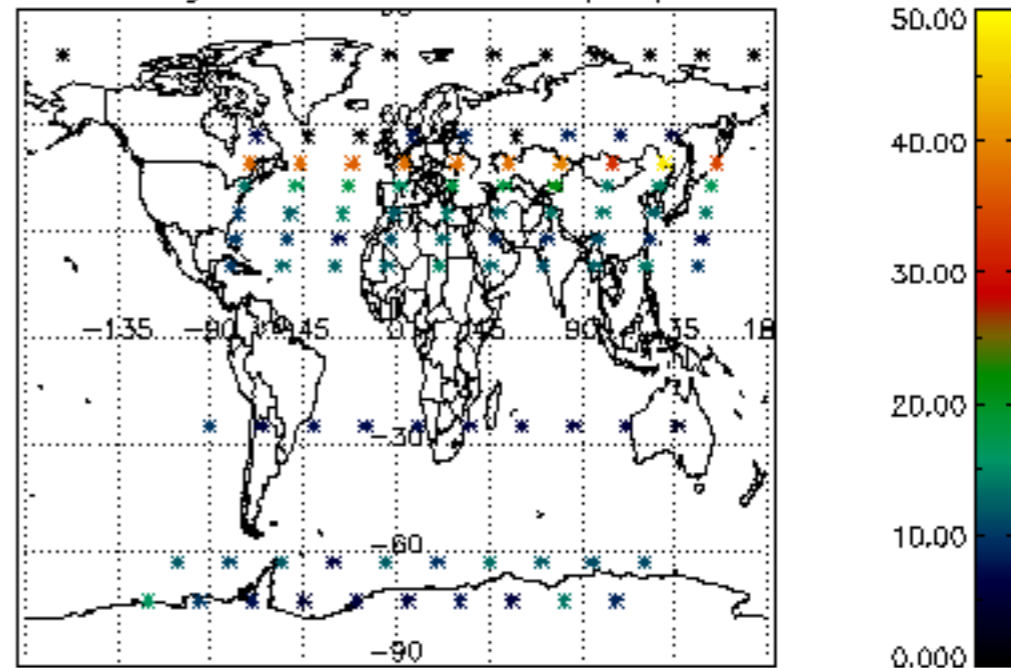
Percentage of datation errors per profile

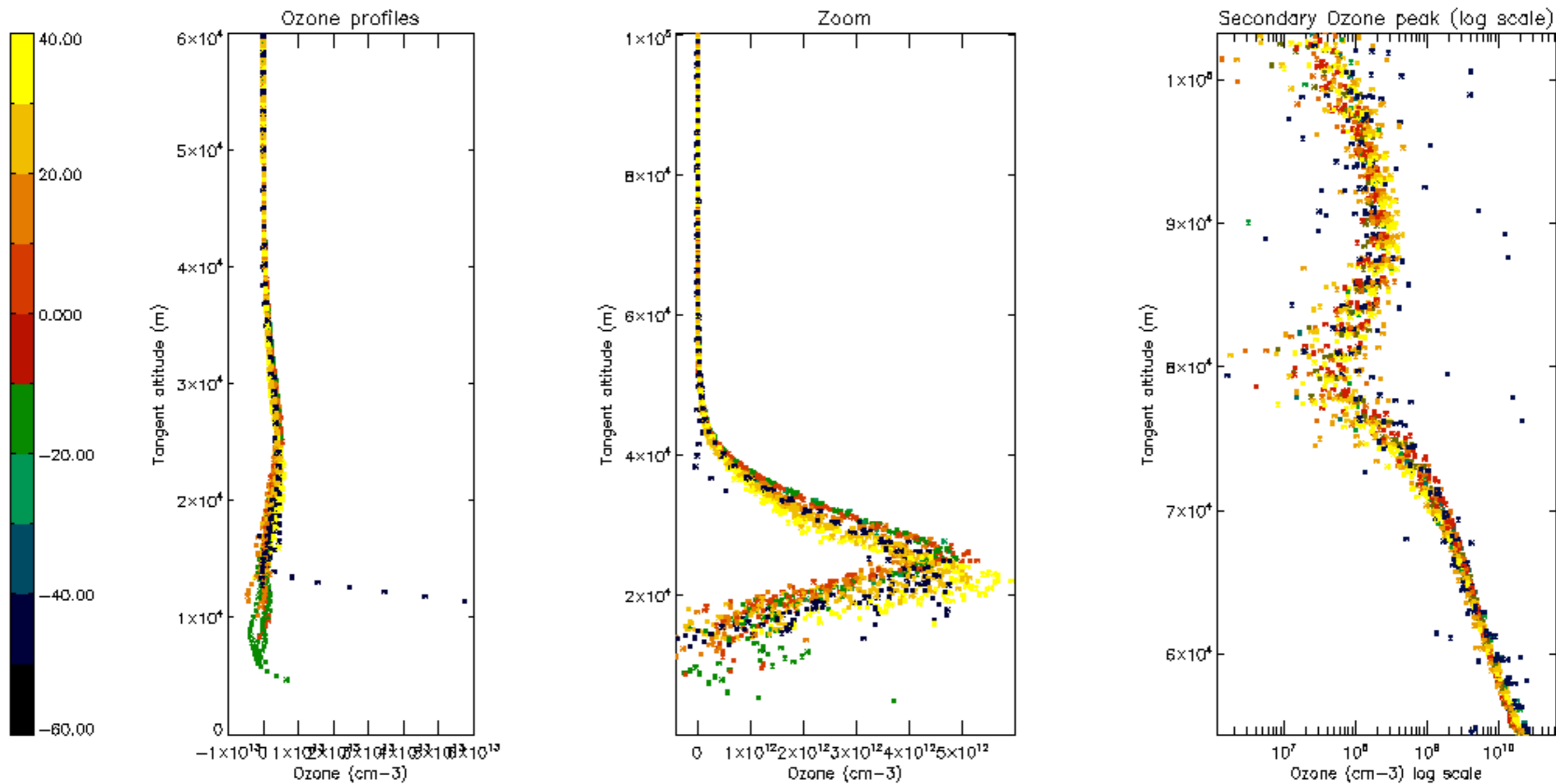


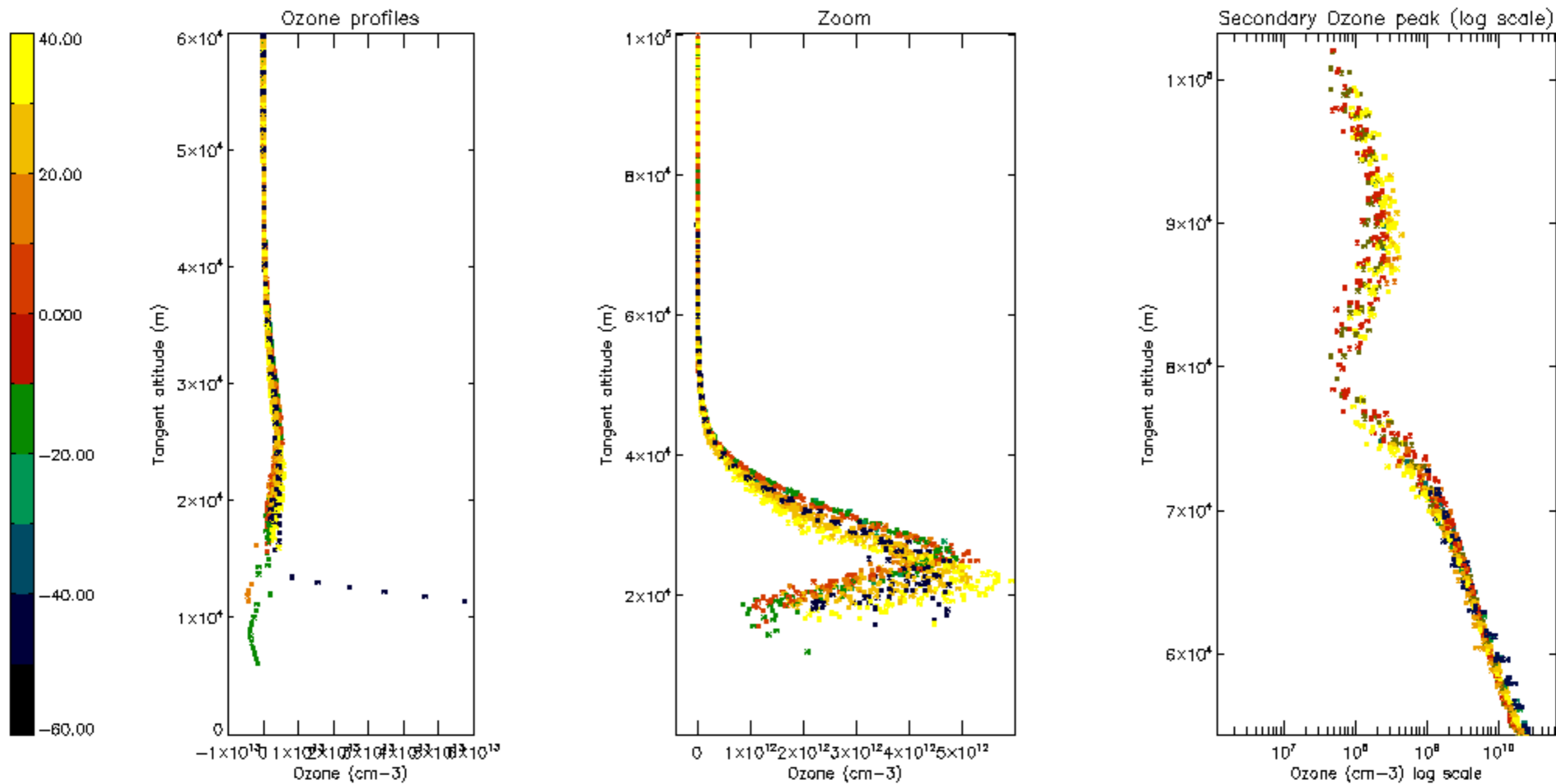
Percentage of star falling outside central band per profile

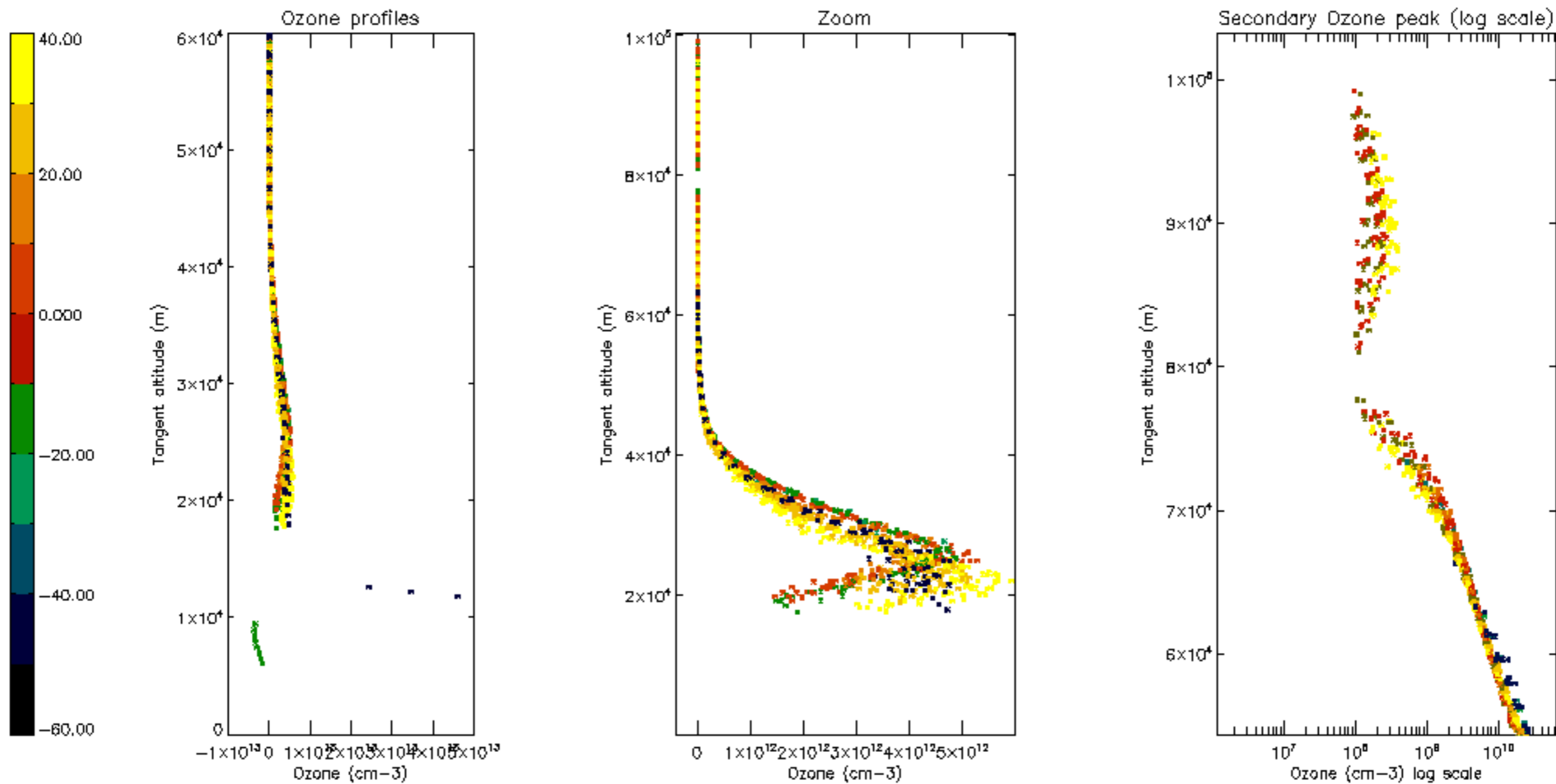


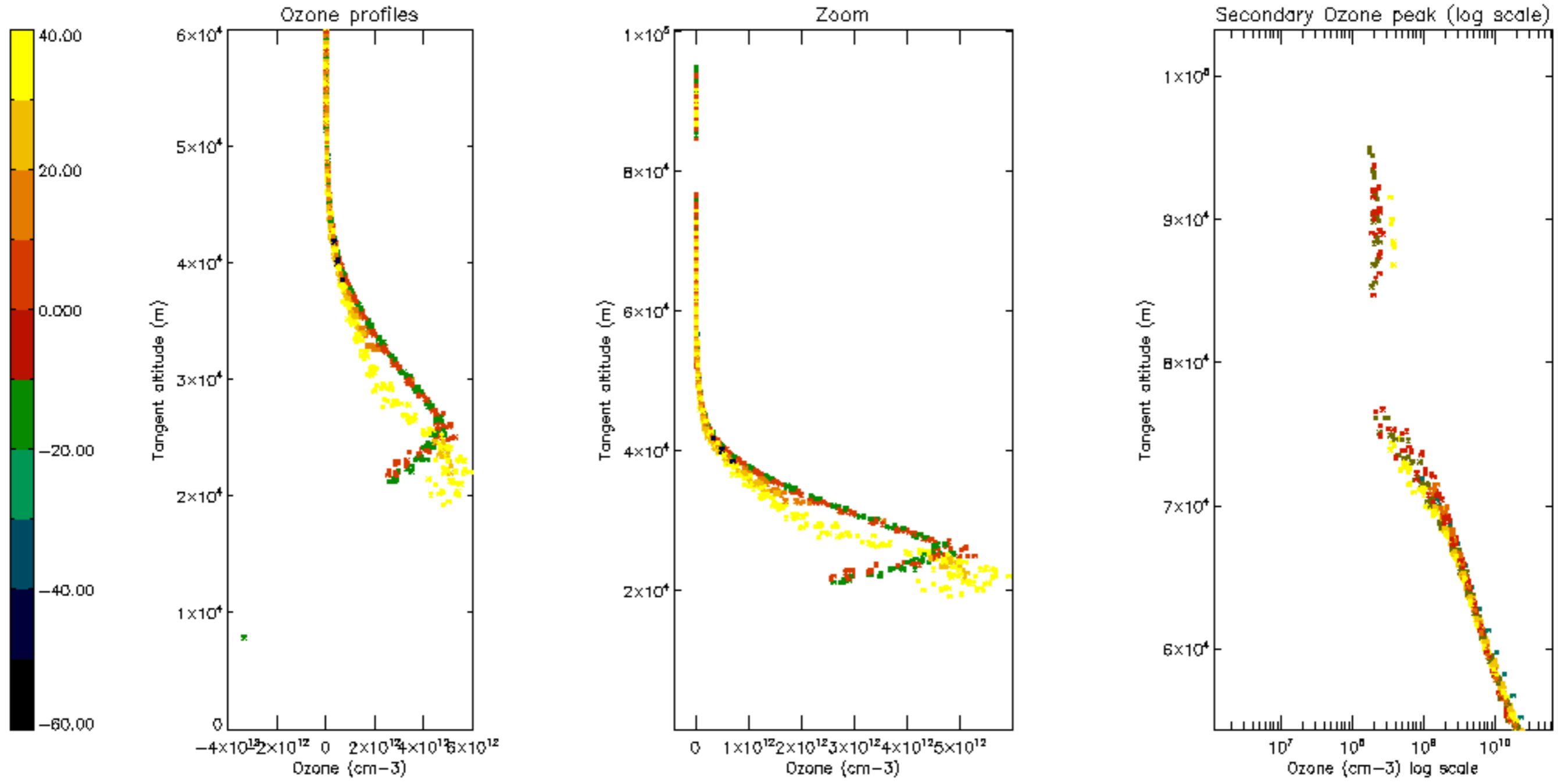
Percentage of saturation errors per profile

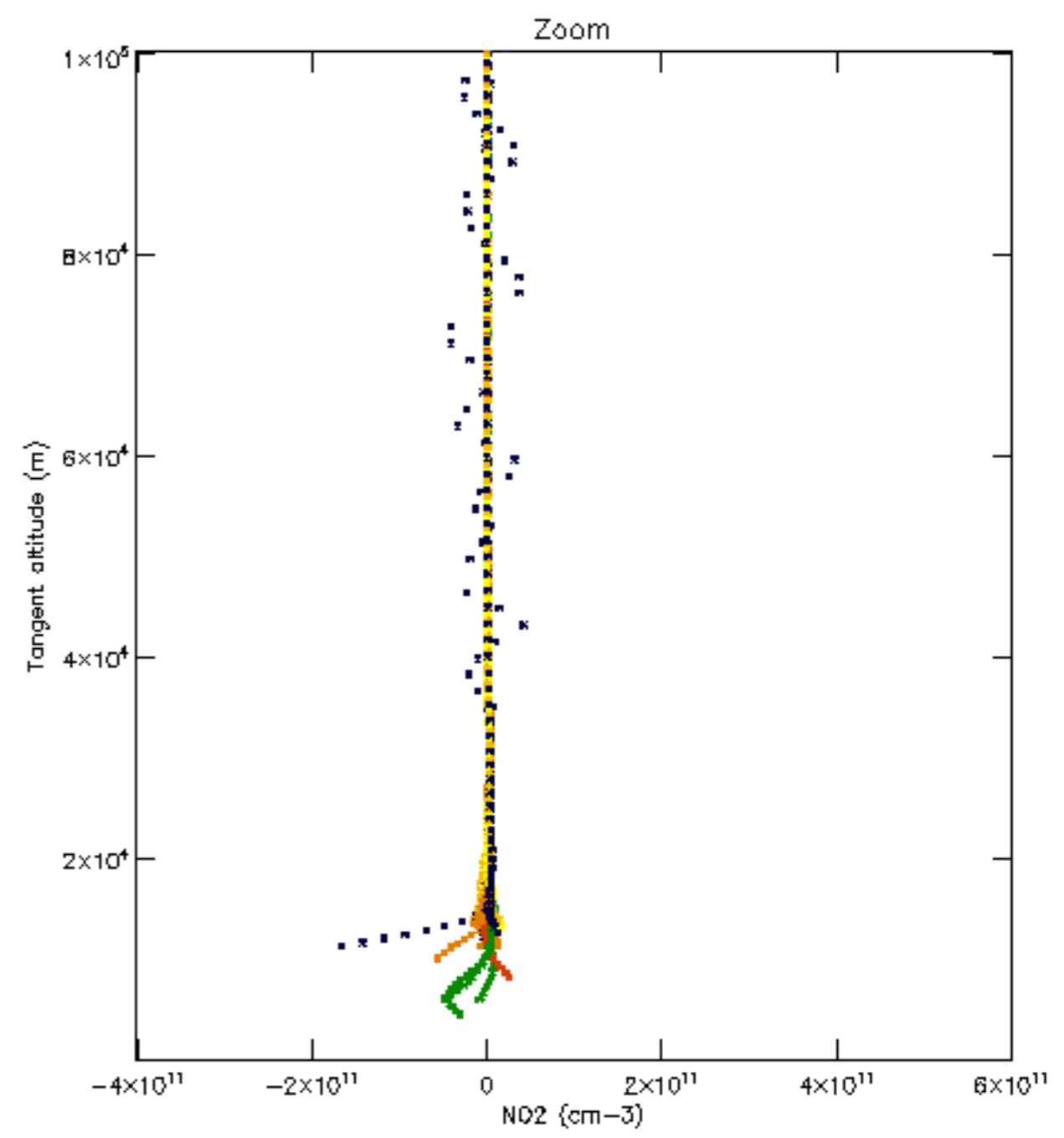
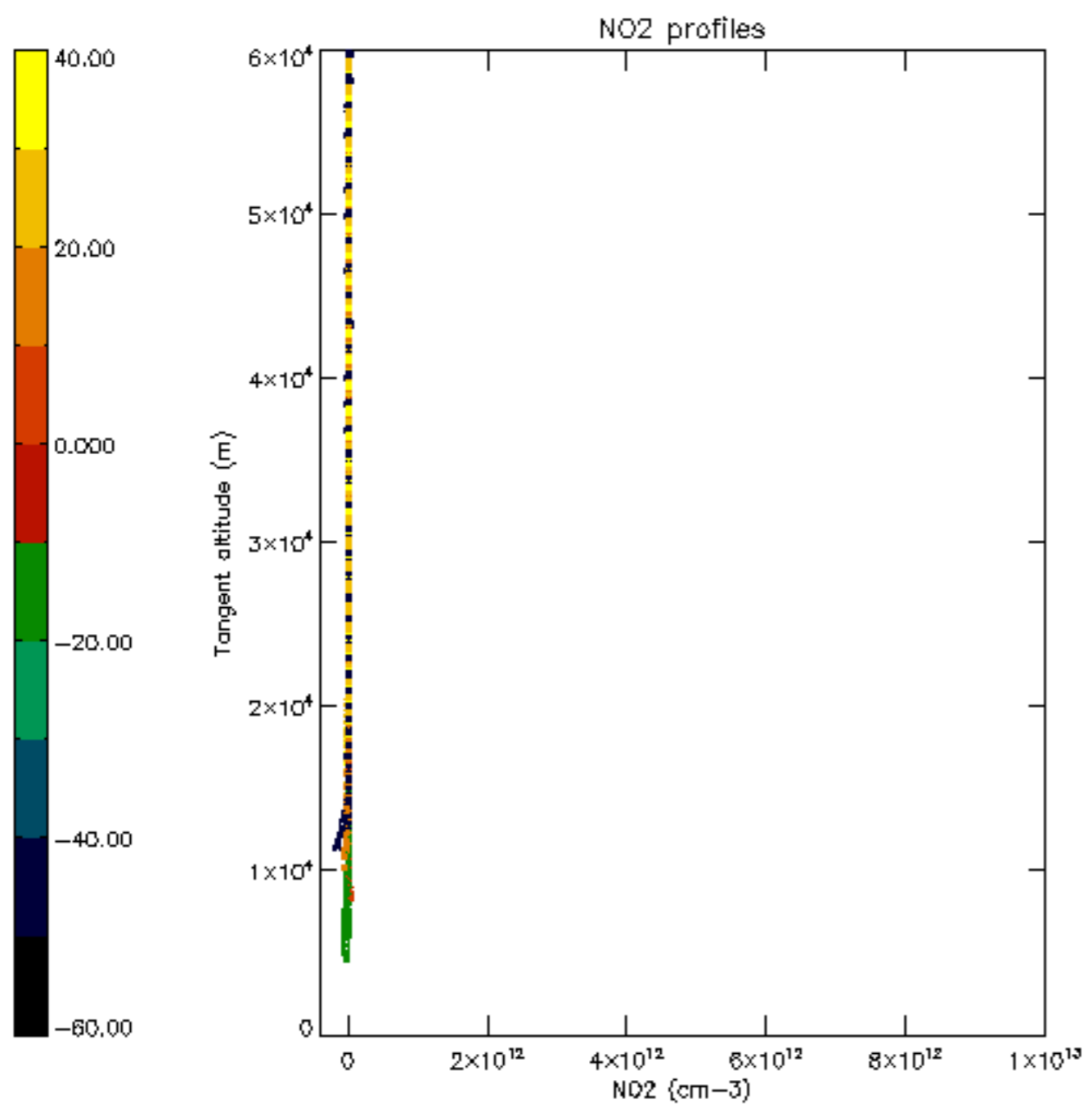


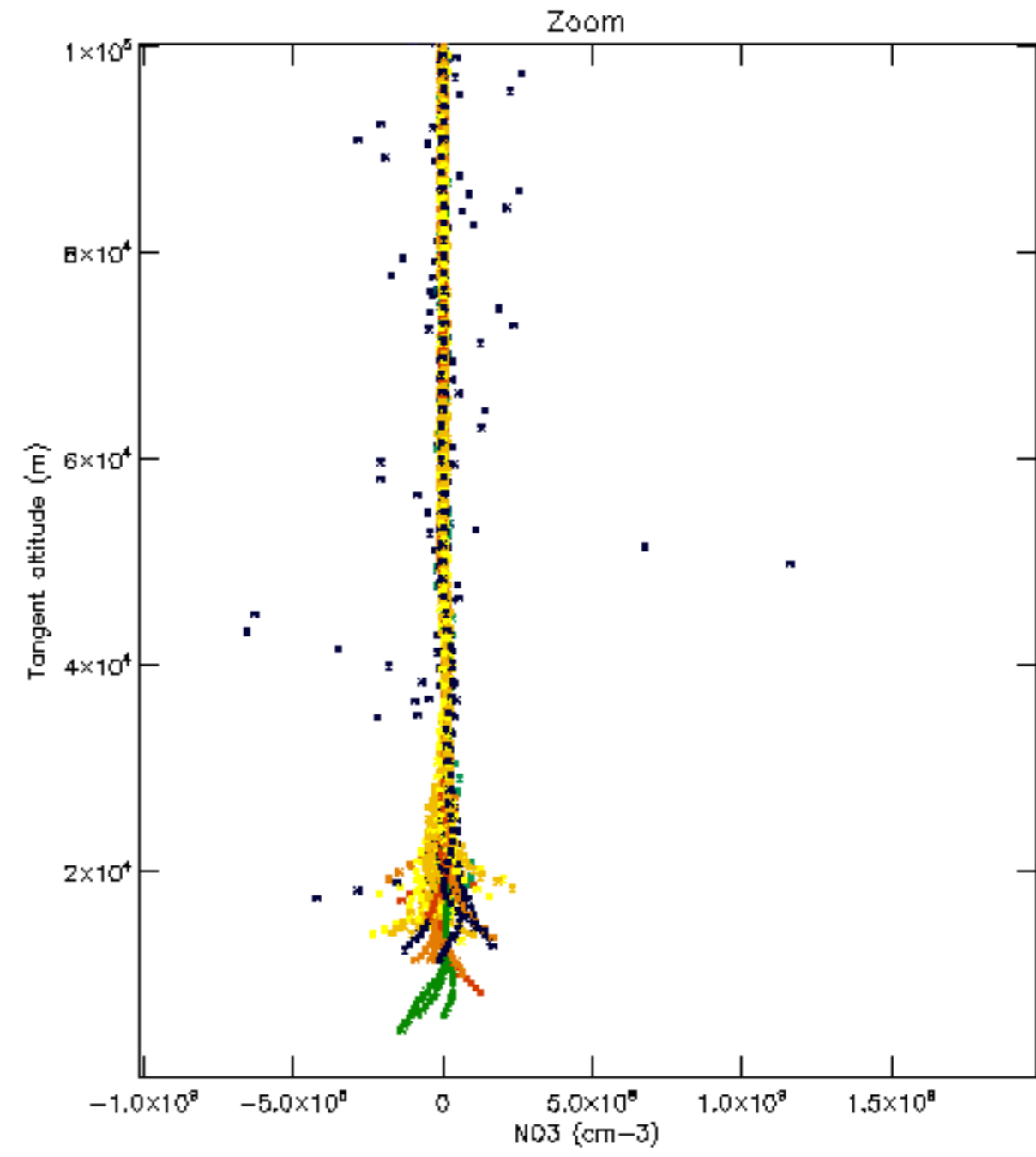
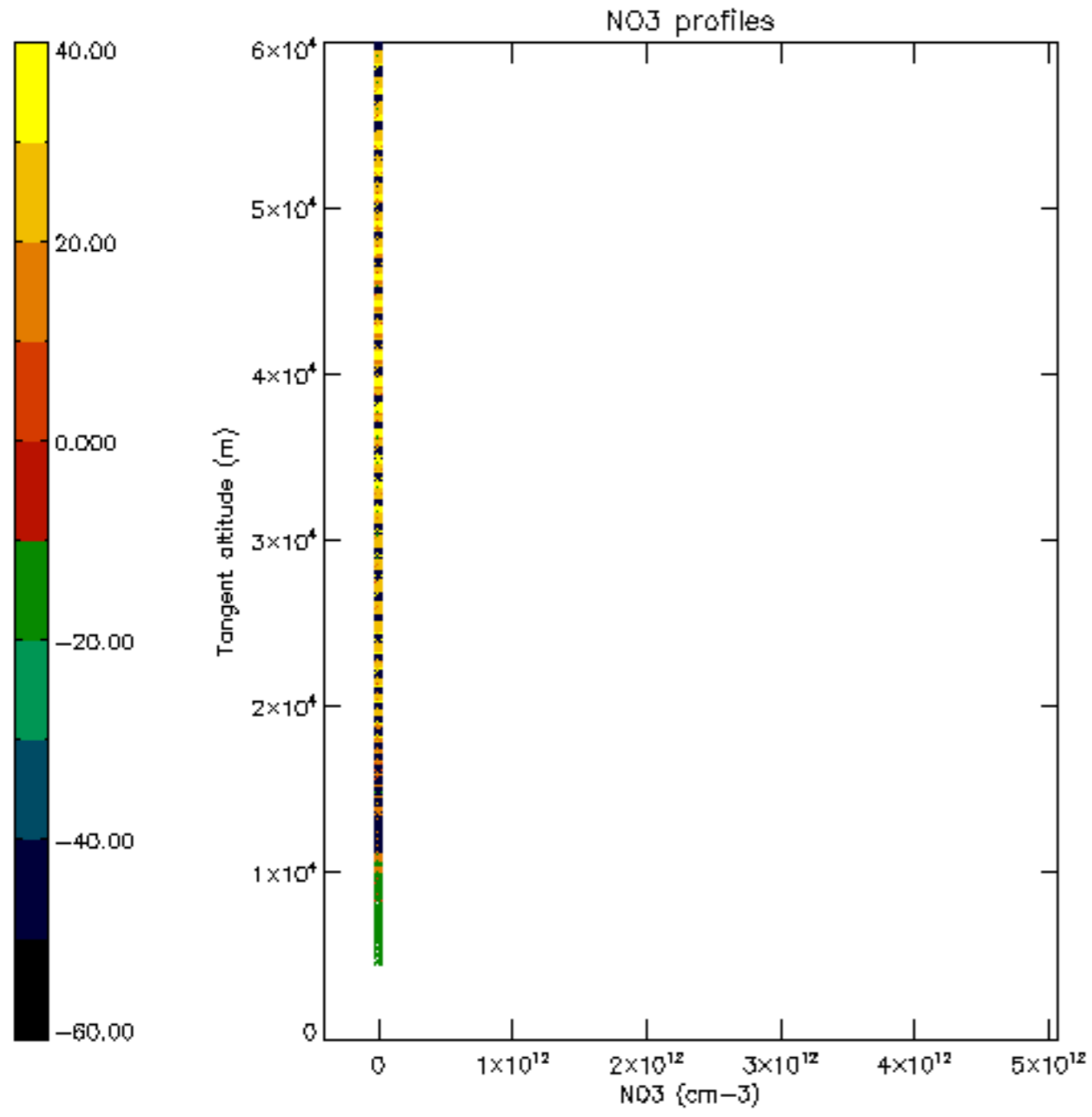


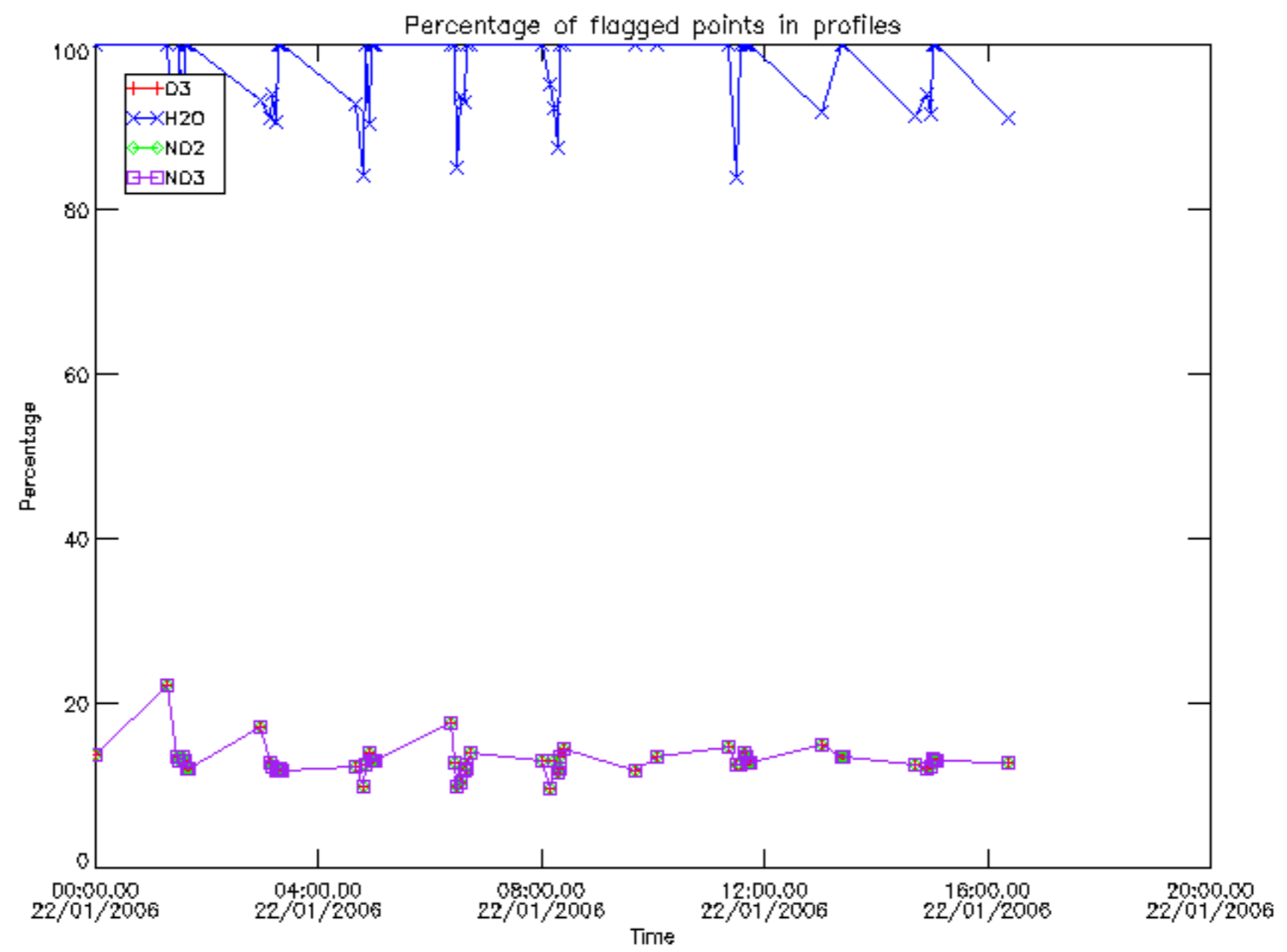




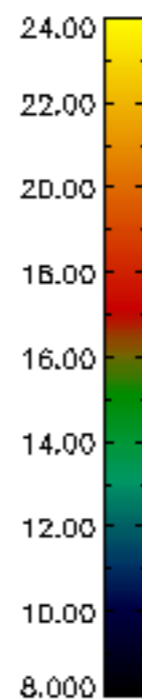
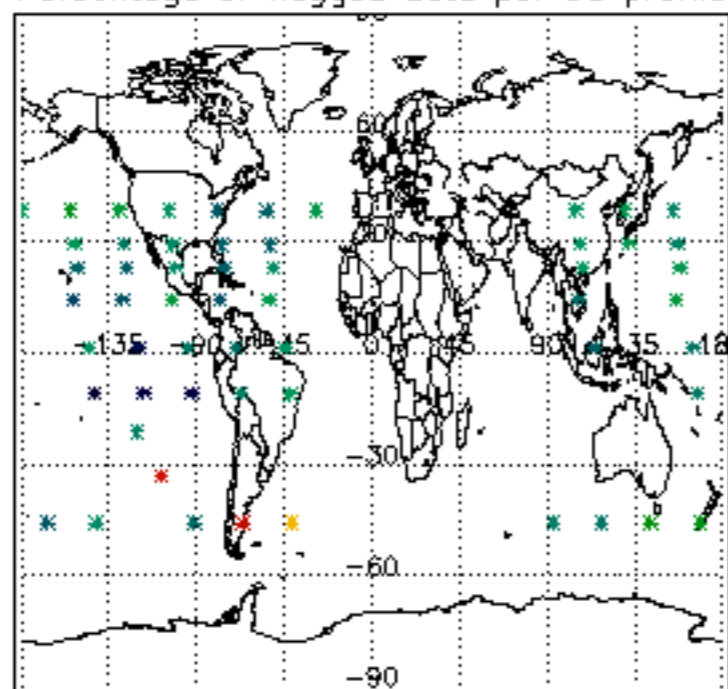




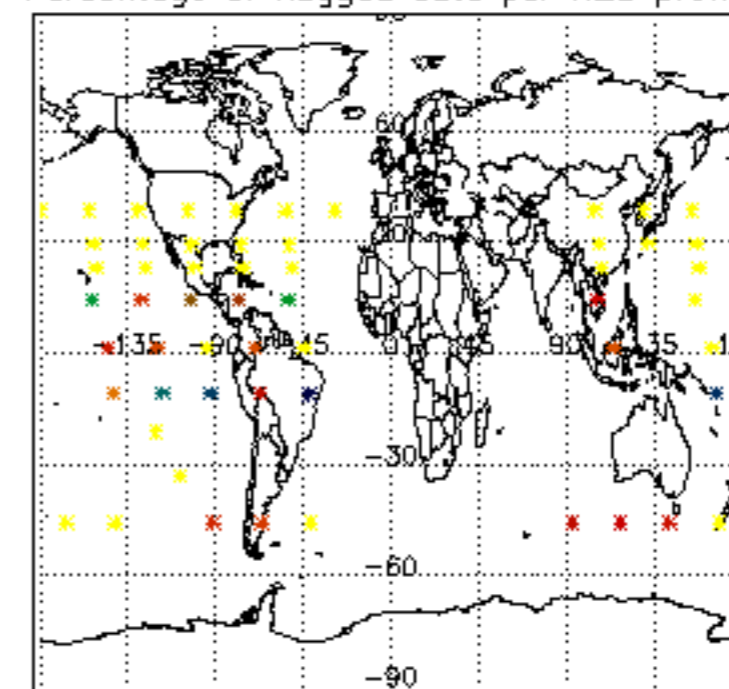




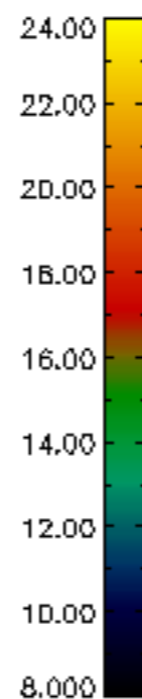
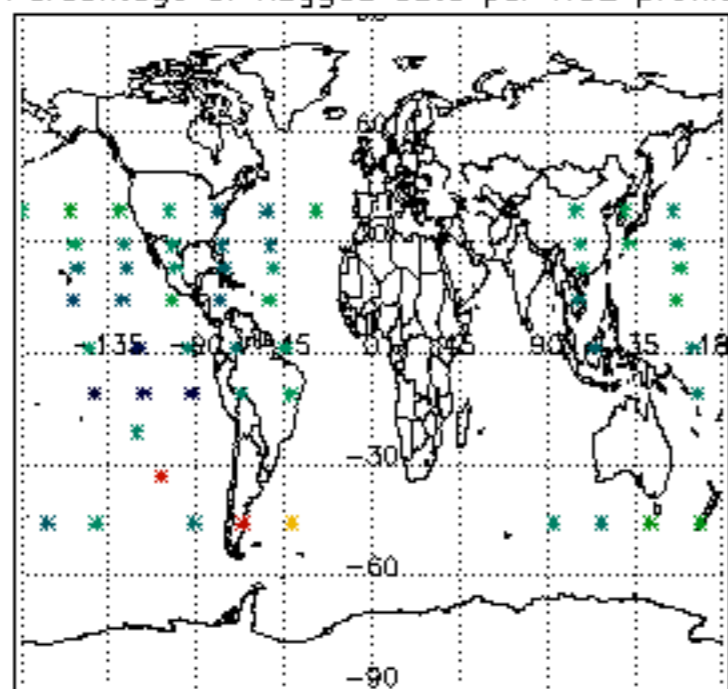
Percentage of flagged data per D3 profile



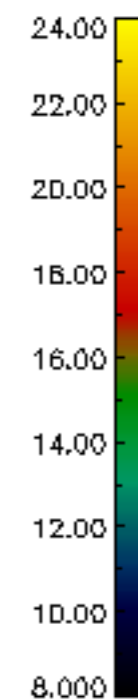
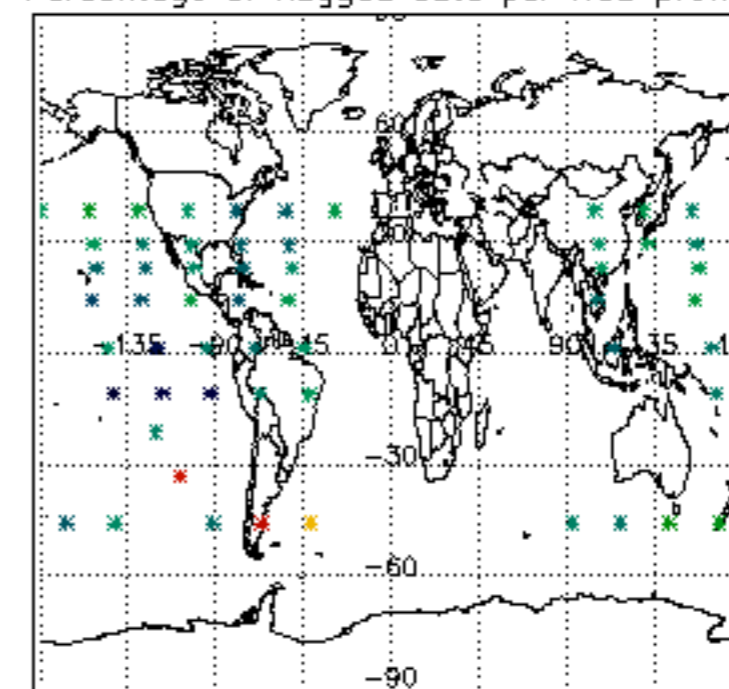
Percentage of flagged data per H2O profile

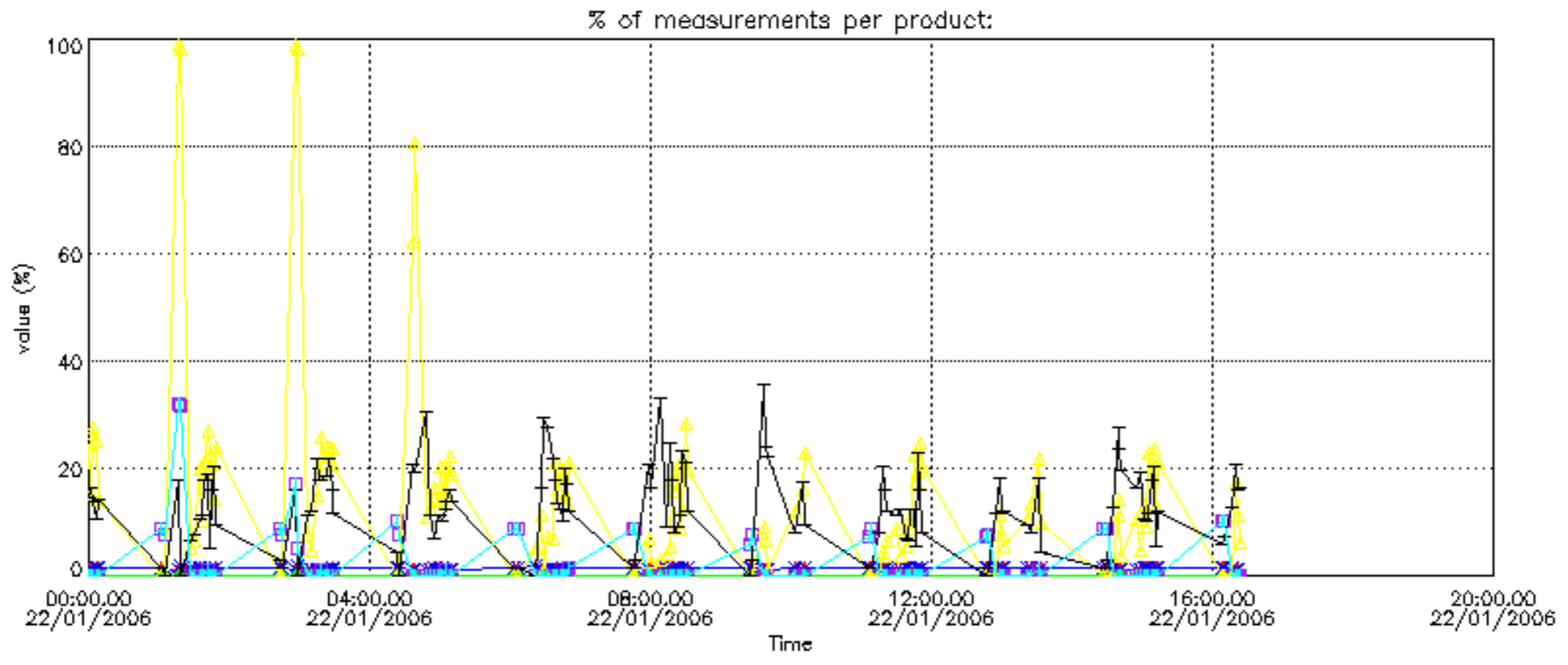


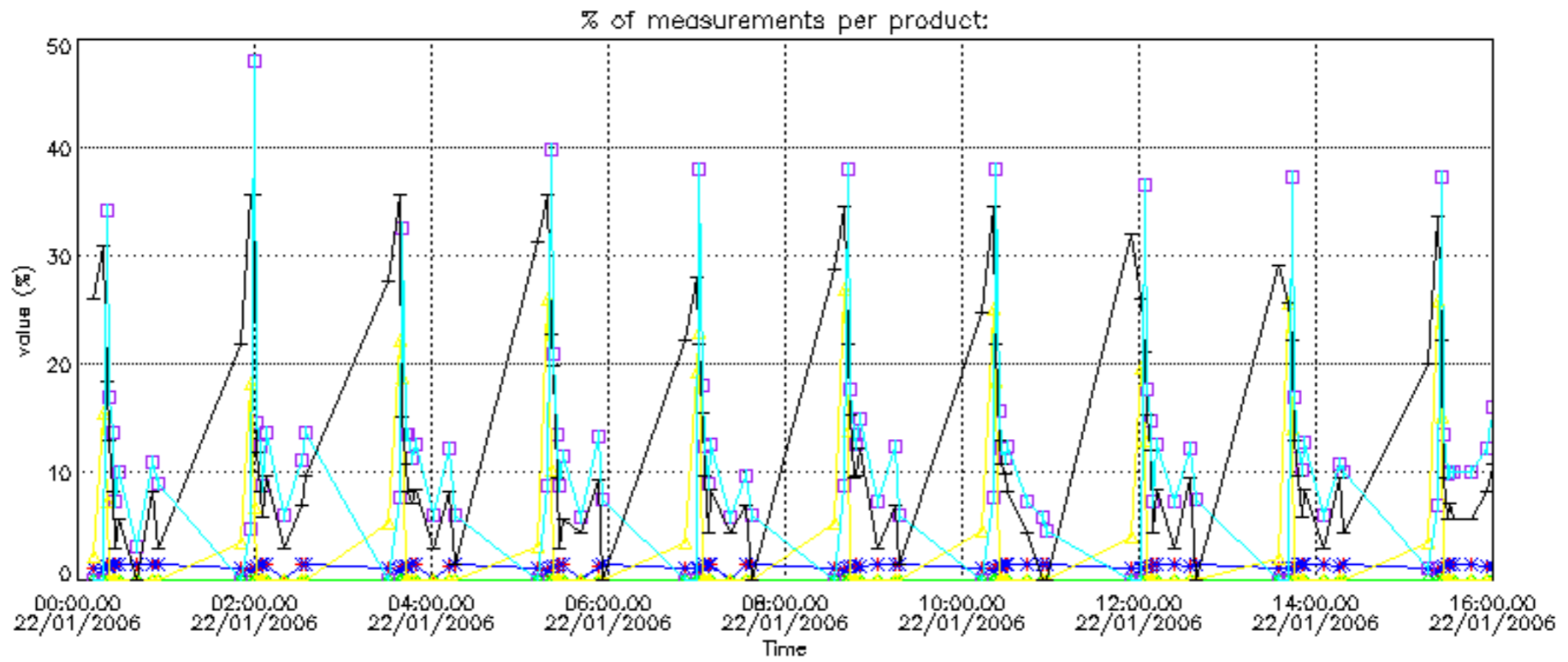
Percentage of flagged data per NO2 profile



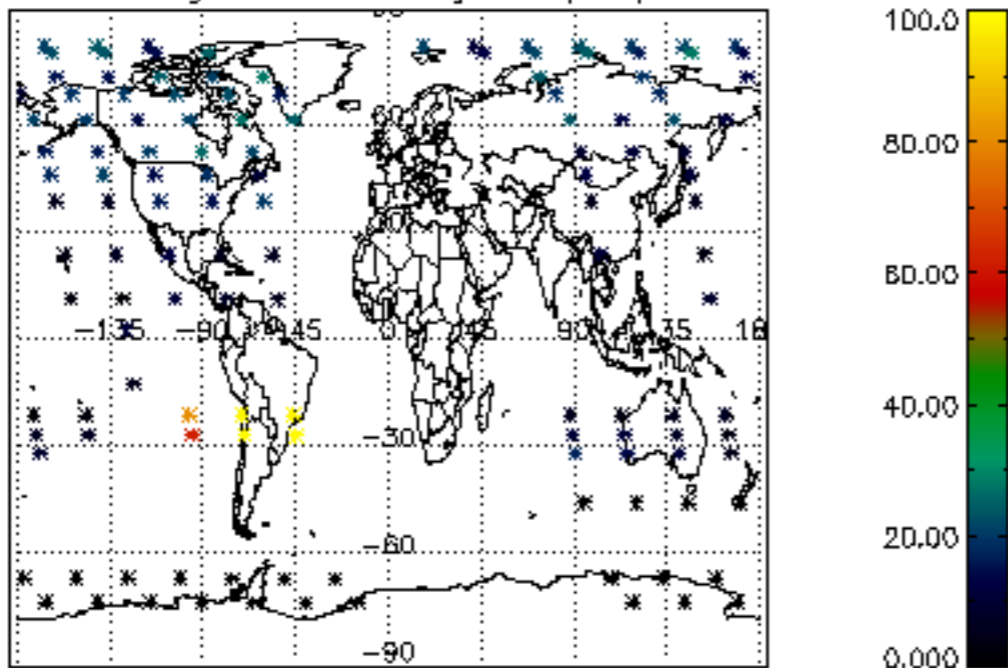
Percentage of flagged data per NO3 profile



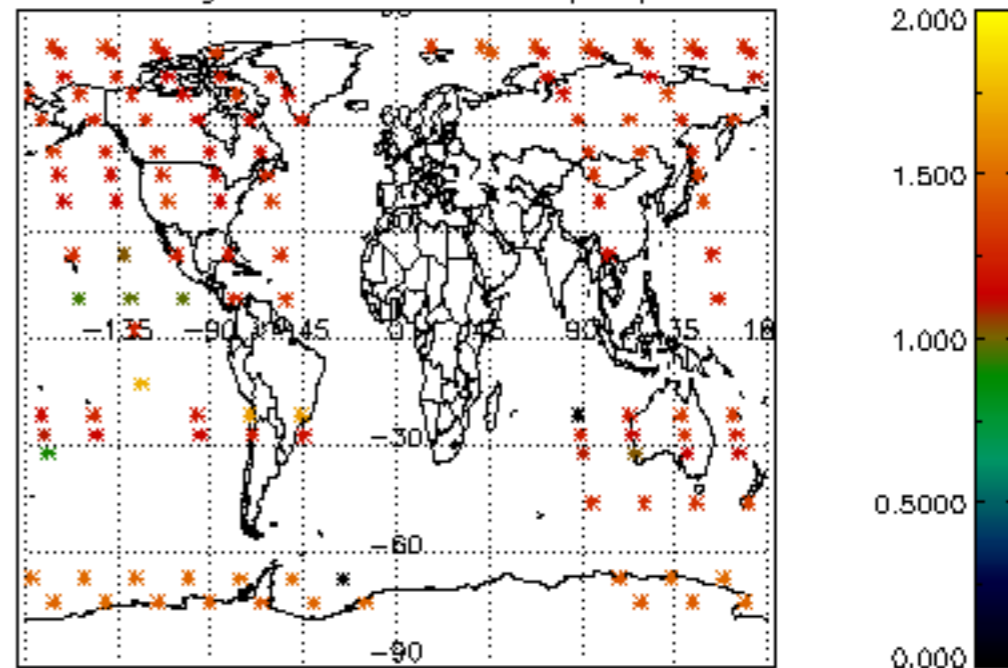




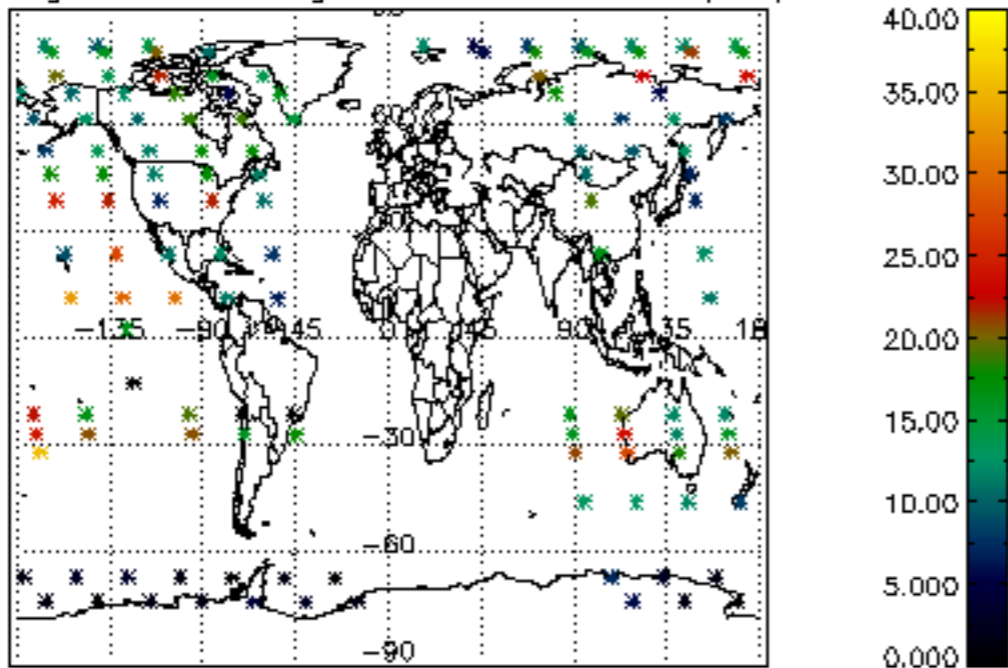
Percentage of cosmic ray hits per profile



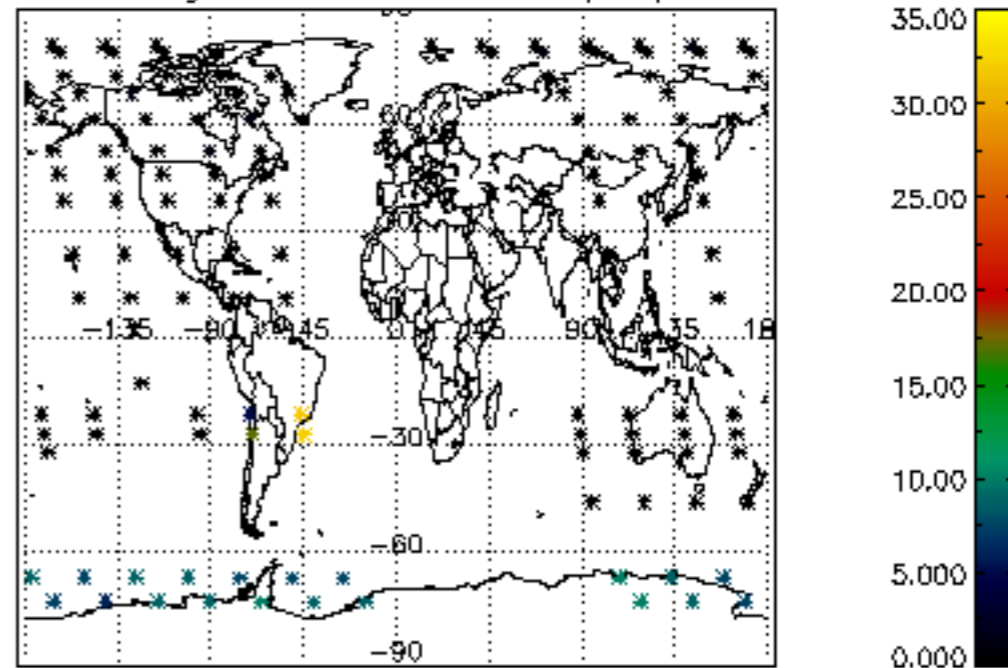
Percentage of datation errors per profile



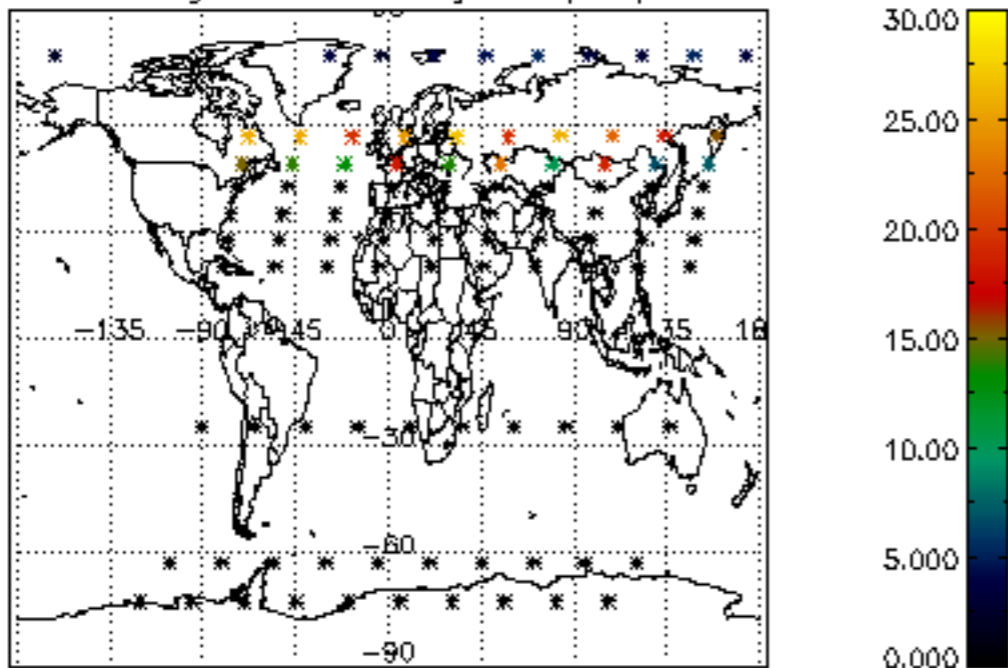
Percentage of star falling outside central band per profile



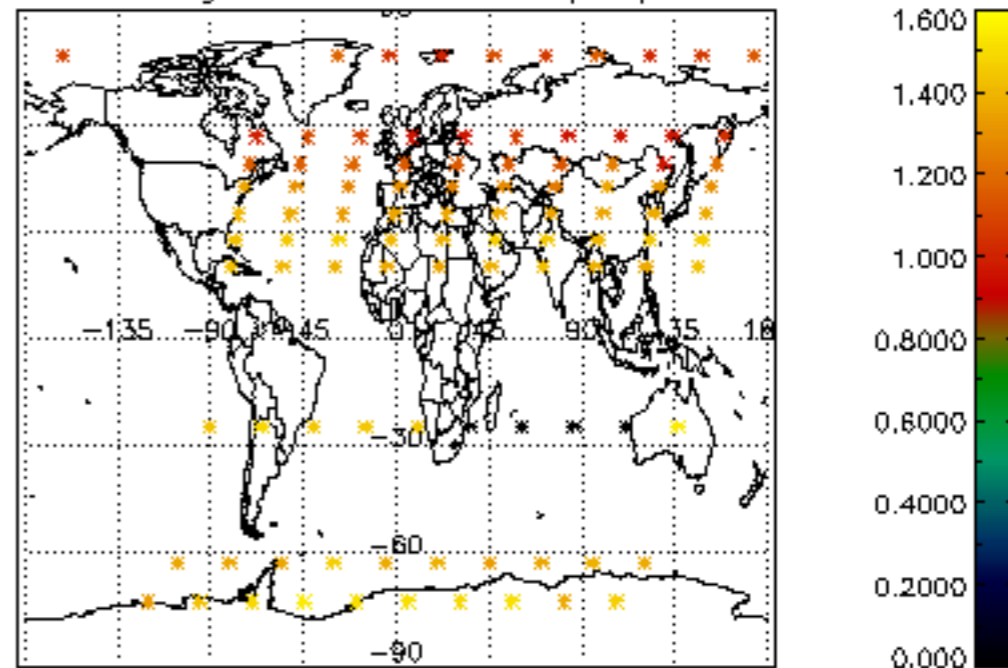
Percentage of saturation errors per profile



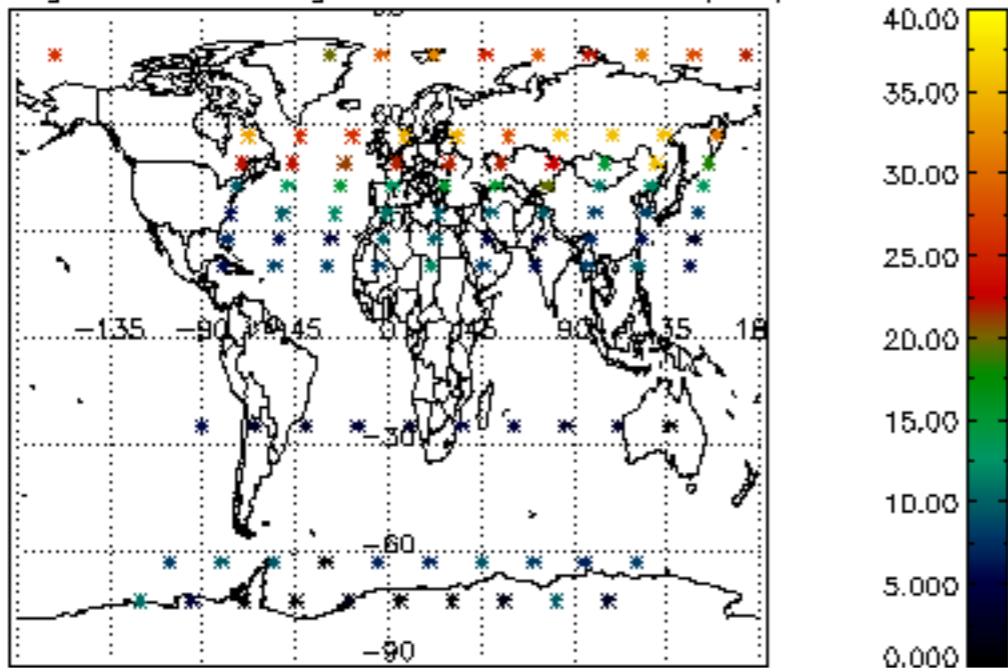
Percentage of cosmic ray hits per profile



Percentage of datation errors per profile



Percentage of star falling outside central band per profile



Percentage of saturation errors per profile

