

GOMOS Level 2 Daily Report

SUMMARY

[1. General Info](#)

[2. Summary of processed GOM_NL_2P products](#)

[3. Level 2 Quality information per product](#)

[3.1 Plot of level 2 quality information per product \(time dependant\)](#)

[3.2 Plot of level 2 quality information per product \(world map\)](#)

[4. Level 1 Quality information per product \(stored on level 2 products\)](#)

[4.1 Plot of level 1 quality information per product \(time dependant\)](#)

[4.1.1 Plot of level 1 quality information per product \(time dependant\): ASCENDING](#)

[4.1.2 Plot of level 1 quality information per product \(time dependant\): DESCENDING](#)

[4.2 Plot of level 1 quality information per product \(world map\)](#)

[4.2.1 Plot of level 1 quality information per product \(world map\): ASCENDING](#)

[4.2.2 Plot of level 1 quality information per product \(world map\): DESCENDING](#)

[5. Ozone profiles based on quality statistics and other trace gas profiles](#)

[5.1 Ozone statistics based on quality of products](#)

[5.2 Plot ozone profiles for all STD \(dark without errors\)](#)

[5.3 Plot ozone profiles where STD < 20% \(dark without errors\)](#)

[5.4. Plot ozone profiles where STD < 10% \(dark without errors\)](#)

[5.5. Plot ozone profiles where STD < 5% \(dark without errors\)](#)

[5.6 Plot NO2 profiles for all STD \(dark without errors\)](#)

[5.7 Plot NO3 profiles for all STD \(dark without errors\)](#)

[5.8 Plot H2O profiles \(only for occultations of stars 1,2,3,4,13,14,16,26,63 dark without errors\) for all STD](#)

[6. Auxiliary Data Files used for the production reported in section 2](#)

This report presents the daily analysis on parameters extracted from GOMOS level 2 data (GOM_NL__2P). It is intended to monitor some important parameters that will impact the quality of these products. A list of level 2 products (and content) that have arrived during the reporting day to the PCF is also given.

Item	Value
Time of report generation	22APR2013 14:42:41
Data source version	GOMOS/6.01
Start time of products	21-01-2006 (21JAN2006 00:00:00)
Stop time of products	22-01-2006 (22JAN2006 00:00:00)
Store outputs in DB	Yes
Nb of level 2 prods	328
Nb of prods with errors	0

2. Summary of processed GOM_NL__2P products.

Nr	Filename	UTC Start time	Limb	Duration	Star Id	Star Name	Star Mag	Star Temp	Nb Meas	Orbit	Prod. error
1	GOM_NL__2PRFIN20060121_000050_000000412044_00259_20353_7925.N1	21-JAN-2006 00:00:50	Bright	40.500	98	13Zet Oph	2.5710	30000.	81	20353	No
2	GOM_NL__2PRFIN20060121_000519_000000512044_00259_20353_7926.N1	21-JAN-2006 00:05:19	Twilight	51.000	16	21Alp Sco	1.0200	3000.0	102	20353	No
3	GOM_NL__2PRFIN20060121_000651_000000422044_00259_20353_7927.N1	21-JAN-2006 00:06:51	Twilight	41.500	75	26Eps Sco	2.2910	4250.0	83	20353	No
4	GOM_NL__2PRFIN20060121_001513_000000392044_00260_20354_7924.N1	21-JAN-2006 00:15:13	Dark	38.500	134	Bet TrA	2.8100	6600.0	77	20354	No
5	GOM_NL__2PRFIN20060121_001730_000000412044_00260_20354_7925.N1	21-JAN-2006 00:17:30	Dark	40.500	10	Bet Cen	0.61000	28000.	81	20354	No
6	GOM_NL__2PRFIN20060121_002515_000000382044_00260_20354_7926.N1	21-JAN-2006 00:25:15	Dark	38.000	29	Bet Car	1.6720	10200.	76	20354	No
7	GOM_NL__2PRFIN20060121_002720_000000402044_00260_20354_7927.N1	21-JAN-2006 00:27:20	Dark	39.500	71	lot Car	2.2460	7700.0	79	20354	No
8	GOM_NL__2PRFIN20060121_002910_000000422044_00260_20354_7928.N1	21-JAN-2006 00:29:10	Dark	42.000	46	Del Vel	1.9540	10600.	84	20354	No
9	GOM_NL__2PRFIN20060121_003149_000000402044_00260_20354_7929.N1	21-JAN-2006 00:31:49	Dark	40.000	34	Gam2Vel	1.7930	23000.	80	20354	No
10	GOM_NL__2PRFIN20060121_003357_000000412044_00260_20354_7930.N1	21-JAN-2006 00:33:57	Straylight	41.000	70	Zet Pup	2.2460	39000.	82	20354	No
11	GOM_NL__2PRFIN20060121_003530_000000432044_00260_20354_7931.N1	21-JAN-2006 00:35:30	Straylight	42.500	117	Pi Pup	2.7060	3800.0	85	20354	No
12	GOM_NL__2PRFIN20060121_003800_000000412044_00260_20354_7932.N1	21-JAN-2006 00:38:00	Straylight	40.500	23	21Eps CMa	1.5020	26000.	81	20354	No
13	GOM_NL__2PRFIN20060121_003923_000000382044_00260_20354_7933.N1	21-JAN-2006 00:39:23	Straylight	38.000	179	24Omi2CMa	3.0320	24000.	76	20354	No
14	GOM_NL__2PRFIN20060121_004134_000000442044_00260_20354_7934.N1	21-JAN-2006 00:41:34	Straylight	44.000	1	9Alp CMa	-1.4400	11000.	88	20354	No
15	GOM_NL__2PRFIN20060121_004407_000000422044_00260_20354_7935.N1	21-JAN-2006 00:44:07	Straylight	41.500	56	53Kap Ori	2.0650	30000.	83	20354	No
16	GOM_NL__2PRFIN20060121_004620_000000422044_00260_20354_7936.N1	21-JAN-2006 00:46:20	Tw_and_stray	41.500	33	50Zet Ori	1.7660	30000.	83	20354	No
17	GOM_NL__2PRFIN20060121_004844_000000512044_00260_20354_7937.N1	21-JAN-2006 00:48:44	Tw_and_stray	50.500	14	58Alp Ori	0.87000	3000.0	101	20354	No
18	GOM_NL__2PRFIN20060121_005101_000000452044_00260_20354_7938.N1	21-JAN-2006 00:51:01	Bright	45.000	44	24Gam Gem	1.9280	11000.	90	20354	No
19	GOM_NL__2PRFIN20060121_005246_000000382044_00260_20354_7939.N1	21-JAN-2006 00:52:46	Bright	37.500	151	13Mu Gem	2.8900	3000.0	75	20354	No
20	GOM_NL__2PRFIN20060121_005454_000000372044_00260_20354_7940.N1	21-JAN-2006 00:54:54	Bright	36.500	28	12Bet Tau	1.6500	15200.	73	20354	No
21	GOM_NL__2PRFIN20060121_005657_000000342044_00260_20354_7941.N1	21-JAN-2006 00:56:57	Bright	34.000	107	37The Aur	2.6490	11000.	68	20354	No
22	GOM_NL__2PRFIN20060121_005907_000000342044_00260_20354_7942.N1	21-JAN-2006 00:59:07	Bright	34.000	42	34Bet Aur	1.9000	10200.	68	20354	No
23	GOM_NL__2PRFIN20060121_011140_000000362044_00260_20354_7943.N1	21-JAN-2006 01:11:40	Bright	36.000	49	1Alp UMi	1.9900	6300.0	72	20354	No
24	GOM_NL__2PRFIN20060121_012237_000000362044_00260_20354_7944.N1	21-JAN-2006 01:22:37	Bright	36.000	130	23Bet Dra	2.7990	5800.0	72	20354	No
25	GOM_NL__2PRFIN20060121_012554_000000352044_00260_20354_7945.N1	21-JAN-2006 01:25:54	Bright	34.500	5	3Alp Lyr	0.033000	11000.	69	20354	No
26	GOM_NL__2PRFIN20060121_013352_000000342044_00260_20354_7946.N1	21-JAN-2006 01:33:52	Bright	34.000	59	55Alp Oph	2.0800	8900.0	68	20354	No
27	GOM_NL__2PRFIN20060121_013559_000000332044_00260_20354_7947.N1	21-JAN-2006 01:35:59	Bright	33.000	126	60Bet Oph	2.7700	4250.0	66	20354	No
28	GOM_NL__2PRFIN20060121_014126_000000412044_00260_20354_7948.N1	21-JAN-2006 01:41:26	Bright	40.500	98	13Zet Oph	2.5710	30000.	81	20354	No
29	GOM_NL__2PRFIN20060121_014555_000000552044_00260_20354_7949.N1	21-JAN-2006 01:45:55	Twilight	55.000	16	21Alp Sco	1.0200	3000.0	110	20354	No
30	GOM_NL__2PRFIN20060121_014728_000000412044_00260_20354_7950.N1	21-JAN-2006 01:47:28	Twilight	41.000	75	26Eps Sco	2.2910	4250.0	82	20354	No
31	GOM_NL__2PRFIN20060121_015122_000000402044_00260_20354_7951.N1	21-JAN-2006 01:51:22	Dark	39.500	131	Gam Lup	2.8000	26000.	79	20354	No
32	GOM_NL__2PRFIN20060121_015549_000000382044_00261_20355_7900.N1	21-JAN-2006 01:55:49	Dark	38.000	134	Bet TrA	2.8100	6600.0	76	20355	No
33	GOM_NL__2PRFIN20060121_015807_000000392044_00261_20355_7901.N1	21-JAN-2006 01:58:07	Dark	39.000	10	Bet Cen	0.61000	28000.	78	20355	No
34	GOM_NL__2PRFIN20060121_020551_000000452044_00261_20355_7902.N1	21-JAN-2006 02:05:51	Dark	45.000	29	Bet Car	1.6720	10200.	90	20355	No
35	GOM_NL__2PRFIN20060121_020757_000000432044_00261_20355_7903.N1	21-JAN-2006 02:07:57	Dark	43.000	71	lot Car	2.2460	7700.0	86	20355	No
36	GOM_NL__2PRFIN20060121_020947_000000432044_00261_20355_7904.N1	21-JAN-2006 02:09:47	Dark	42.500	46	Del Vel	1.9540	10600.	85	20355	No
37	GOM_NL__2PRFIN20060121_021226_000000392044_00261_20355_7905.N1	21-JAN-2006 02:12:26	Dark	38.500	34	Gam2Vel	1.7930	23000.	77	20355	No
38	GOM_NL__2PRFIN20060121_021433_000000442044_00261_20355_7906.N1	21-JAN-2006 02:14:33	Straylight	43.500	70	Zet Pup	2.2460	39000.	87	20355	No
39	GOM_NL__2PRFIN20060121_021606_000000422044_00261_20355_7907.N1	21-JAN-2006 02:16:06	Straylight	41.500	117	Pi Pup	2.7060	3800.0	83	20355	No
40	GOM_NL__2PRFIN20060121_021836_000000432044_00261_20355_7908.N1	21-JAN-2006 02:18:36	Straylight	43.000	23	21Eps CMa	1.5020	26000.	86	20355	No
41	GOM_NL__2PRFIN20060121_022000_000000382044_00261_20355_7909.N1	21-JAN-2006 02:20:00	Straylight	37.500	179	24Omi2CMa	3.0320	24000.	75	20355	No
42	GOM_NL__2PRFIN20060121_022210_000000472044_00261_20355_7910.N1	21-JAN-2006 02:22:10	Straylight	46.500	1	9Alp CMa	-1.4400	11000.	93	20355	No

43	GOM_NL__2PRFIN20060121_022443_000000412044_00261_20355_7911.N1	21-JAN-2006 02:24:43	Straylight	40.500	56	53Kap Ori	2.0650	30000.	81	20355	No
44	GOM_NL__2PRFIN20060121_022656_000000412044_00261_20355_7912.N1	21-JAN-2006 02:26:56	Twi_and_stray	40.500	33	50Zet Ori	1.7660	30000.	81	20355	No
45	GOM_NL__2PRFIN20060121_022920_000000512044_00261_20355_7913.N1	21-JAN-2006 02:29:20	Twi_and_stray	50.500	14	58Alp Ori	0.87000	3000.0	101	20355	No
46	GOM_NL__2PRFIN20060121_023136_000000472044_00261_20355_7914.N1	21-JAN-2006 02:31:36	Bright	47.000	44	24Gam Gem	1.9280	11000.	94	20355	No
47	GOM_NL__2PRFIN20060121_023322_000000392044_00261_20355_7915.N1	21-JAN-2006 02:33:22	Bright	39.000	151	13Mu Gem	2.8900	3000.0	78	20355	No
48	GOM_NL__2PRFIN20060121_023530_000000372044_00261_20355_7916.N1	21-JAN-2006 02:35:30	Bright	36.500	28	12Bet Tau	1.6500	15200.	73	20355	No
49	GOM_NL__2PRFIN20060121_023733_000000362044_00261_20355_7917.N1	21-JAN-2006 02:37:33	Bright	36.000	107	37The Aur	2.6490	11000.	72	20355	No
50	GOM_NL__2PRFIN20060121_023943_000000362044_00261_20355_7918.N1	21-JAN-2006 02:39:43	Bright	36.000	42	34Bet Aur	1.9000	10200.	72	20355	No
51	GOM_NL__2PRFIN20060121_025216_000000332044_00261_20355_7919.N1	21-JAN-2006 02:52:16	Bright	32.500	49	1Alp UMi	1.9900	6300.0	65	20355	No
52	GOM_NL__2PRFIN20060121_030313_000000372044_00261_20355_7920.N1	21-JAN-2006 03:03:13	Bright	37.000	130	23Bet Dra	2.7990	5800.0	74	20355	No
53	GOM_NL__2PRFIN20060121_030630_000000332044_00261_20355_7921.N1	21-JAN-2006 03:06:30	Bright	32.500	5	3Alp Lyr	0.033000	11000.	65	20355	No
54	GOM_NL__2PRFIN20060121_031428_000000342044_00261_20355_7922.N1	21-JAN-2006 03:14:28	Bright	34.000	59	55Alp Oph	2.0800	8900.0	68	20355	No
55	GOM_NL__2PRFIN20060121_031635_000000342044_00261_20355_7923.N1	21-JAN-2006 03:16:35	Bright	33.500	126	60Bet Oph	2.7700	4250.0	67	20355	No
56	GOM_NL__2PRFIN20060121_033844_000000412044_00262_20356_7901.N1	21-JAN-2006 03:38:44	Dark	41.000	10	Bet Cen	0.61000	28000.	82	20356	No
57	GOM_NL__2PRFIN20060121_034627_000000362044_00262_20356_7902.N1	21-JAN-2006 03:46:27	Dark	36.000	29	Bet Car	1.6720	10200.	72	20356	No
58	GOM_NL__2PRFIN20060121_034833_000000382044_00262_20356_7903.N1	21-JAN-2006 03:48:33	Dark	38.000	71	lot Car	2.2460	7700.0	76	20356	No
59	GOM_NL__2PRFIN20060121_035023_000000392044_00262_20356_7904.N1	21-JAN-2006 03:50:23	Dark	38.500	46	Del Vel	1.9540	10600.	77	20356	No
60	GOM_NL__2PRFIN20060121_035302_000000402044_00262_20356_7905.N1	21-JAN-2006 03:53:02	Dark	40.000	34	Gam2Vel	1.7930	23000.	80	20356	No
61	GOM_NL__2PRFIN20060121_035509_000000402044_00262_20356_7906.N1	21-JAN-2006 03:55:09	Straylight	39.500	70	Zet Pup	2.2460	39000.	79	20356	No
62	GOM_NL__2PRFIN20060121_035642_000000442044_00262_20356_7907.N1	21-JAN-2006 03:56:42	Straylight	44.000	117	Pi Pup	2.7060	3800.0	88	20356	No
63	GOM_NL__2PRFIN20060121_035912_000000412044_00262_20356_7908.N1	21-JAN-2006 03:59:12	Straylight	41.000	23	21Eps CMa	1.5020	26000.	82	20356	No
64	GOM_NL__2PRFIN20060121_040036_000000392044_00262_20356_7909.N1	21-JAN-2006 04:00:36	Straylight	38.500	179	24Omi2CMa	3.0320	24000.	77	20356	No
65	GOM_NL__2PRFIN20060121_040247_000000432044_00262_20356_7910.N1	21-JAN-2006 04:02:47	Straylight	43.000	1	9Alp CMa	-1.4400	11000.	86	20356	No
66	GOM_NL__2PRFIN20060121_040519_000000422044_00262_20356_7911.N1	21-JAN-2006 04:05:19	Straylight	41.500	56	53Kap Ori	2.0650	30000.	83	20356	No
67	GOM_NL__2PRFIN20060121_040732_000000392044_00262_20356_7912.N1	21-JAN-2006 04:07:32	Twi_and_stray	38.500	33	50Zet Ori	1.7660	30000.	77	20356	No
68	GOM_NL__2PRFIN20060121_040957_000000522044_00262_20356_7913.N1	21-JAN-2006 04:09:57	Twi_and_stray	52.000	14	58Alp Ori	0.87000	3000.0	104	20356	No
69	GOM_NL__2PRFIN20060121_041213_000000472044_00262_20356_7914.N1	21-JAN-2006 04:12:13	Bright	46.500	44	24Gam Gem	1.9280	11000.	93	20356	No
70	GOM_NL__2PRFIN20060121_041358_000000402044_00262_20356_7915.N1	21-JAN-2006 04:13:58	Bright	39.500	151	13Mu Gem	2.8900	3000.0	79	20356	No
71	GOM_NL__2PRFIN20060121_041606_000000382044_00262_20356_7916.N1	21-JAN-2006 04:16:06	Bright	37.500	28	12Bet Tau	1.6500	15200.	75	20356	No
72	GOM_NL__2PRFIN20060121_041810_000000362044_00262_20356_7917.N1	21-JAN-2006 04:18:10	Bright	35.500	107	37The Aur	2.6490	11000.	71	20356	No
73	GOM_NL__2PRFIN20060121_042019_000000362044_00262_20356_7918.N1	21-JAN-2006 04:20:19	Bright	35.500	42	34Bet Aur	1.9000	10200.	71	20356	No
74	GOM_NL__2PRFIN20060121_043252_000000352044_00262_20356_7919.N1	21-JAN-2006 04:32:52	Bright	35.000	49	1Alp UMi	1.9900	6300.0	70	20356	No
75	GOM_NL__2PRFIN20060121_044349_000000342044_00262_20356_7920.N1	21-JAN-2006 04:43:49	Bright	34.000	130	23Bet Dra	2.7990	5800.0	68	20356	No
76	GOM_NL__2PRFIN20060121_044706_000000342044_00262_20356_7921.N1	21-JAN-2006 04:47:06	Bright	33.500	5	3Alp Lyr	0.033000	11000.	67	20356	No
77	GOM_NL__2PRFIN20060121_045504_000000342044_00262_20356_7922.N1	21-JAN-2006 04:55:04	Bright	34.000	59	55Alp Oph	2.0800	8900.0	68	20356	No
78	GOM_NL__2PRFIN20060121_045711_000000342044_00262_20356_7923.N1	21-JAN-2006 04:57:11	Bright	33.500	126	60Bet Oph	2.7700	4250.0	67	20356	No
79	GOM_NL__2PRFIN20060121_052910_000000392044_00263_20357_7902.N1	21-JAN-2006 05:29:10	Dark	38.500	71	lot Car	2.2460	7700.0	77	20357	No
80	GOM_NL__2PRFIN20060121_053059_000000432044_00263_20357_7903.N1	21-JAN-2006 05:30:59	Dark	42.500	46	Del Vel	1.9540	10600.	85	20357	No
81	GOM_NL__2PRFIN20060121_053338_000000402044_00263_20357_7904.N1	21-JAN-2006 05:33:38	Dark	39.500	34	Gam2Vel	1.7930	23000.	79	20357	No
82	GOM_NL__2PRFIN20060121_053545_000000402044_00263_20357_7905.N1	21-JAN-2006 05:35:45	Straylight	39.500	70	Zet Pup	2.2460	39000.	79	20357	No
83	GOM_NL__2PRFIN20060121_053719_000000422044_00263_20357_7906.N1	21-JAN-2006 05:37:19	Straylight	42.000	117	Pi Pup	2.7060	3800.0	84	20357	No
84	GOM_NL__2PRFIN20060121_053948_000000402044_00263_20357_7907.N1	21-JAN-2006 05:39:48	Straylight	39.500	23	21Eps CMa	1.5020	26000.	79	20357	No
85	GOM_NL__2PRFIN20060121_054112_000000392044_00263_20357_7908.N1	21-JAN-2006 05:41:12	Straylight	38.500	179	24Omi2CMa	3.0320	24000.	77	20357	No
86	GOM_NL__2PRFIN20060121_054323_000000452044_00263_20357_7909.N1	21-JAN-2006 05:43:23	Straylight	44.500	1	9Alp CMa	-1.4400	11000.	89	20357	No
87	GOM_NL__2PRFIN20060121_054555_000000382044_00263_20357_7910.N1	21-JAN-2006 05:45:55	Straylight	37.500	56	53Kap Ori	2.0650	30000.	75	20357	No
88	GOM_NL__2PRFIN20060121_054809_000000402044_00263_20357_7911.N1	21-JAN-2006 05:48:09	Twi_and_stray	40.000	33	50Zet Ori	1.7660	30000.	80	20357	No
89	GOM_NL__2PRFIN20060121_055033_000000462044_00263_20357_7912.N1	21-JAN-2006 05:50:33	Twi_and_stray	46.000	14	58Alp Ori	0.87000	3000.0	92	20357	No
90	GOM_NL__2PRFIN20060121_055249_000000462044_00263_20357_7913.N1	21-JAN-2006 05:52:49	Bright	46.000	44	24Gam Gem	1.9280	11000.	92	20357	No
91	GOM_NL__2PRFIN20060121_055434_000000402044_00263_20357_7914.N1	21-JAN-2006 05:54:34	Bright	40.000	151	13Mu Gem	2.8900	3000.0	80	20357	No
92	GOM_NL__2PRFIN20060121_055643_000000372044_00263_20357_7915.N1	21-JAN-2006 05:56:43	Bright	36.500	28	12Bet Tau	1.6500	15200.	73	20357	No
93	GOM_NL__2PRFIN20060121_055846_000000342044_00263_20357_7916.N1	21-JAN-2006 05:58:46	Bright	34.000	107	37The Aur	2.6490	11000.	68	20357	No
94	GOM_NL__2PRFIN20060121_060055_000000362044_00263_20357_7917.N1	21-JAN-2006 06:00:55	Bright	35.500	42	34Bet Aur	1.9000	10200.	71	20357	No
95	GOM_NL__2PRFIN20060121_061328_000000342044_00263_20357_7918.N1	21-JAN-2006 06:13:28	Bright	34.000	49	1Alp UMi	1.9900	6300.0	68	20357	No
96	GOM_NL__2PRFIN20060121_062425_000000362044_00263_20357_7919.N1	21-JAN-2006 06:24:25	Bright	36.000	130	23Bet Dra	2.7990	5800.0	72	20357	No
97	GOM_NL__2PRFIN20060121_062742_000000342044_00263_20357_7920.N1	21-JAN-2006 06:27:42	Bright	33.500	5	3Alp Lyr	0.033000	11000.	67	20357	No
98	GOM_NL__2PRFIN20060121_063541_000000342044_00263_20357_7921.N1	21-JAN-2006 06:35:41	Bright	34.000	59	55Alp Oph	2.0800	8900.0	68	20357	No
99	GOM_NL__2PRFIN20060121_063747_000000342044_00263_20357_7922.N1	21-JAN-2006 06:37:47	Bright	33.500	126	60Bet Oph	2.7700	4250.0	67	20357	No
100	GOM_NL__2PRFIN20060121_070946_000000432044_00264_20358_7903.N1	21-JAN-2006 07:09:46	Dark	42.500	71	lot Car	2.2460	7700.0	85	20358	No
101	GOM_NL__2PRFIN20060121_071136_000000442044_00264_20358_7904.N1	21-JAN-2006 07:11:36	Dark	43.500	46	Del Vel	1.9540	10600.	87	20358	No

102	GOM_NL__2PRFIN20060121_071415_000000432044_00264_20358_7905.N1	21-JAN-2006 07:14:15	Dark	42.500	34	Gam2Vel	1.7930	23000.	85	20358	No
103	GOM_NL__2PRFIN20060121_071622_000000402044_00264_20358_7906.N1	21-JAN-2006 07:16:22	Straylight	40.000	70	Zet Pup	2.2460	39000.	80	20358	No
104	GOM_NL__2PRFIN20060121_071755_000000412044_00264_20358_7907.N1	21-JAN-2006 07:17:55	Straylight	40.500	117	Pi Pup	2.7060	3800.0	81	20358	No
105	GOM_NL__2PRFIN20060121_072025_000000402044_00264_20358_7908.N1	21-JAN-2006 07:20:25	Straylight	40.000	23	21Eps CMa	1.5020	26000.	80	20358	No
106	GOM_NL__2PRFIN20060121_072148_000000402044_00264_20358_7909.N1	21-JAN-2006 07:21:48	Straylight	40.000	179	24Omi2CMa	3.0320	24000.	80	20358	No
107	GOM_NL__2PRFIN20060121_072359_000000452044_00264_20358_7910.N1	21-JAN-2006 07:23:59	Straylight	45.000	1	9Alp CMa	-1.4400	11000.	90	20358	No
108	GOM_NL__2PRFIN20060121_072631_000000382044_00264_20358_7911.N1	21-JAN-2006 07:26:31	Straylight	38.000	56	53Kap Ori	2.0650	30000.	76	20358	No
109	GOM_NL__2PRFIN20060121_072845_000000422044_00264_20358_7912.N1	21-JAN-2006 07:28:45	Tw_i_and_stray	41.500	33	50Zet Ori	1.7660	30000.	83	20358	No
110	GOM_NL__2PRFIN20060121_073109_000000512044_00264_20358_7913.N1	21-JAN-2006 07:31:09	Tw_i_and_stray	51.000	14	58Alp Ori	0.87000	3000.0	102	20358	No
111	GOM_NL__2PRFIN20060121_073325_000000432044_00264_20358_7914.N1	21-JAN-2006 07:33:25	Bright	43.000	44	24Gam Gem	1.9280	11000.	86	20358	No
112	GOM_NL__2PRFIN20060121_073510_000000392044_00264_20358_7915.N1	21-JAN-2006 07:35:10	Bright	39.000	151	13Mu Gem	2.8900	3000.0	78	20358	No
113	GOM_NL__2PRFIN20060121_073719_000000372044_00264_20358_7916.N1	21-JAN-2006 07:37:19	Bright	36.500	28	12Bet Tau	1.6500	15200.	73	20358	No
114	GOM_NL__2PRFIN20060121_073922_000000332044_00264_20358_7917.N1	21-JAN-2006 07:39:22	Bright	33.000	107	37The Aur	2.6490	11000.	66	20358	No
115	GOM_NL__2PRFIN20060121_074131_000000362044_00264_20358_7918.N1	21-JAN-2006 07:41:31	Bright	35.500	42	34Bet Aur	1.9000	10200.	71	20358	No
116	GOM_NL__2PRFIN20060121_075404_000000352044_00264_20358_7919.N1	21-JAN-2006 07:54:04	Bright	34.500	49	1Alp UMi	1.9900	6300.0	69	20358	No
117	GOM_NL__2PRFIN20060121_080501_000000352044_00264_20358_7920.N1	21-JAN-2006 08:05:01	Bright	34.500	130	23Bet Dra	2.7990	5800.0	69	20358	No
118	GOM_NL__2PRFIN20060121_080818_000000342044_00264_20358_7921.N1	21-JAN-2006 08:08:18	Bright	34.000	5	3Alp Lyr	0.033000	11000.	68	20358	No
119	GOM_NL__2PRFIN20060121_081617_000000342044_00264_20358_7922.N1	21-JAN-2006 08:16:17	Bright	34.000	59	55Alp Oph	2.0800	8900.0	68	20358	No
120	GOM_NL__2PRFIN20060121_081823_000000342044_00264_20358_7923.N1	21-JAN-2006 08:18:23	Bright	33.500	126	60Bet Oph	2.7700	4250.0	67	20358	No
121	GOM_NL__2PRFIN20060121_083814_000000372044_00265_20359_7904.N1	21-JAN-2006 08:38:14	Dark	37.000	134	Bet TrA	2.8100	6600.0	74	20359	No
122	GOM_NL__2PRFIN20060121_084033_000000402044_00265_20359_7905.N1	21-JAN-2006 08:40:33	Dark	39.500	10	Bet Cen	0.61000	28000.	79	20359	No
123	GOM_NL__2PRFIN20060121_084401_000000482044_00265_20359_7906.N1	21-JAN-2006 08:44:01	Dark	48.000	12	Alp1Cru	0.77500	30000.	96	20359	No
124	GOM_NL__2PRFIN20060121_084816_000000382044_00265_20359_7907.N1	21-JAN-2006 08:48:16	Dark	38.000	29	Bet Car	1.6720	10200.	76	20359	No
125	GOM_NL__2PRFIN20060121_085022_000000432044_00265_20359_7908.N1	21-JAN-2006 08:50:22	Dark	43.000	71	lot Car	2.2460	7700.0	86	20359	No
126	GOM_NL__2PRFIN20060121_085212_000000442044_00265_20359_7909.N1	21-JAN-2006 08:52:12	Dark	43.500	46	Del Vel	1.9540	10600.	87	20359	No
127	GOM_NL__2PRFIN20060121_085451_000000412044_00265_20359_7910.N1	21-JAN-2006 08:54:51	Dark	41.000	34	Gam2Vel	1.7930	23000.	82	20359	No
128	GOM_NL__2PRFIN20060121_085658_000000402044_00265_20359_7911.N1	21-JAN-2006 08:56:58	Straylight	40.000	70	Zet Pup	2.2460	39000.	80	20359	No
129	GOM_NL__2PRFIN20060121_085831_000000402044_00265_20359_7912.N1	21-JAN-2006 08:58:31	Straylight	40.000	117	Pi Pup	2.7060	3800.0	80	20359	No
130	GOM_NL__2PRFIN20060121_090101_000000412044_00265_20359_7913.N1	21-JAN-2006 09:01:01	Straylight	41.000	23	21Eps CMa	1.5020	26000.	82	20359	No
131	GOM_NL__2PRFIN20060121_090224_000000362044_00265_20359_7914.N1	21-JAN-2006 09:02:24	Straylight	36.000	179	24Omi2CMa	3.0320	24000.	72	20359	No
132	GOM_NL__2PRFIN20060121_090435_000000492044_00265_20359_7915.N1	21-JAN-2006 09:04:35	Straylight	49.000	1	9Alp CMa	-1.4400	11000.	98	20359	No
133	GOM_NL__2PRFIN20060121_090707_000000412044_00265_20359_7916.N1	21-JAN-2006 09:07:07	Straylight	41.000	56	53Kap Ori	2.0650	30000.	82	20359	No
134	GOM_NL__2PRFIN20060121_090921_000000402044_00265_20359_7917.N1	21-JAN-2006 09:09:21	Tw_i_and_stray	40.000	33	50Zet Ori	1.7660	30000.	80	20359	No
135	GOM_NL__2PRFIN20060121_091145_000000522044_00265_20359_7918.N1	21-JAN-2006 09:11:45	Tw_i_and_stray	52.000	14	58Alp Ori	0.87000	3000.0	104	20359	No
136	GOM_NL__2PRFIN20060121_091401_000000522044_00265_20359_7919.N1	21-JAN-2006 09:14:01	Bright	52.000	44	24Gam Gem	1.9280	11000.	104	20359	No
137	GOM_NL__2PRFIN20060121_091546_000000392044_00265_20359_7920.N1	21-JAN-2006 09:15:46	Bright	38.500	151	13Mu Gem	2.8900	3000.0	77	20359	No
138	GOM_NL__2PRFIN20060121_091755_000000372044_00265_20359_7921.N1	21-JAN-2006 09:17:55	Bright	36.500	28	12Bet Tau	1.6500	15200.	73	20359	No
139	GOM_NL__2PRFIN20060121_091958_000000352044_00265_20359_7922.N1	21-JAN-2006 09:19:58	Bright	35.000	107	37The Aur	2.6490	11000.	70	20359	No
140	GOM_NL__2PRFIN20060121_092207_000000352044_00265_20359_7923.N1	21-JAN-2006 09:22:07	Bright	34.500	42	34Bet Aur	1.9000	10200.	69	20359	No
141	GOM_NL__2PRFIN20060121_093440_000000372044_00265_20359_7924.N1	21-JAN-2006 09:34:40	Bright	36.500	49	1Alp UMi	1.9900	6300.0	73	20359	No
142	GOM_NL__2PRFIN20060121_094537_000000372044_00265_20359_7925.N1	21-JAN-2006 09:45:37	Bright	37.000	130	23Bet Dra	2.7990	5800.0	74	20359	No
143	GOM_NL__2PRFIN20060121_094854_000000362044_00265_20359_7926.N1	21-JAN-2006 09:48:54	Bright	36.000	5	3Alp Lyr	0.033000	11000.	72	20359	No
144	GOM_NL__2PRFIN20060121_095653_000000352044_00265_20359_7927.N1	21-JAN-2006 09:56:53	Bright	34.500	59	55Alp Oph	2.0800	8900.0	69	20359	No
145	GOM_NL__2PRFIN20060121_095859_000000342044_00265_20359_7928.N1	21-JAN-2006 09:58:59	Bright	34.000	126	60Bet Oph	2.7700	4250.0	68	20359	No
146	GOM_NL__2PRFIN20060121_101850_000000372044_00266_20360_7905.N1	21-JAN-2006 10:18:50	Dark	37.000	134	Bet TrA	2.8100	6600.0	74	20360	No
147	GOM_NL__2PRFIN20060121_102110_000000452044_00266_20360_7906.N1	21-JAN-2006 10:21:10	Dark	44.500	10	Bet Cen	0.61000	28000.	89	20360	No
148	GOM_NL__2PRFIN20060121_102437_000000412044_00266_20360_7907.N1	21-JAN-2006 10:24:37	Dark	41.000	12	Alp1Cru	0.77500	30000.	82	20360	No
149	GOM_NL__2PRFIN20060121_102852_000000362044_00266_20360_7908.N1	21-JAN-2006 10:28:52	Dark	36.000	29	Bet Car	1.6720	10200.	72	20360	No
150	GOM_NL__2PRFIN20060121_103059_000000392044_00266_20360_7909.N1	21-JAN-2006 10:30:59	Dark	39.000	71	lot Car	2.2460	7700.0	78	20360	No
151	GOM_NL__2PRFIN20060121_103248_000000382044_00266_20360_7910.N1	21-JAN-2006 10:32:48	Dark	38.000	46	Del Vel	1.9540	10600.	76	20360	No
152	GOM_NL__2PRFIN20060121_103527_000000432044_00266_20360_7911.N1	21-JAN-2006 10:35:27	Dark	43.000	34	Gam2Vel	1.7930	23000.	86	20360	No
153	GOM_NL__2PRFIN20060121_103734_000000392044_00266_20360_7912.N1	21-JAN-2006 10:37:34	Straylight	39.000	70	Zet Pup	2.2460	39000.	78	20360	No
154	GOM_NL__2PRFIN20060121_103907_000000442044_00266_20360_7913.N1	21-JAN-2006 10:39:07	Straylight	43.500	117	Pi Pup	2.7060	3800.0	87	20360	No
155	GOM_NL__2PRFIN20060121_104137_000000372044_00266_20360_7914.N1	21-JAN-2006 10:41:37	Straylight	37.000	23	21Eps CMa	1.5020	26000.	74	20360	No
156	GOM_NL__2PRFIN20060121_104300_000000372044_00266_20360_7915.N1	21-JAN-2006 10:43:00	Straylight	36.500	179	24Omi2CMa	3.0320	24000.	73	20360	No
157	GOM_NL__2PRFIN20060121_104511_000000422044_00266_20360_7916.N1	21-JAN-2006 10:45:11	Straylight	41.500	1	9Alp CMa	-1.4400	11000.	83	20360	No
158	GOM_NL__2PRFIN20060121_104744_000000412044_00266_20360_7917.N1	21-JAN-2006 10:47:44	Straylight	40.500	56	53Kap Ori	2.0650	30000.	81	20360	No
159	GOM_NL__2PRFIN20060121_105221_000000522044_00266_20360_7918.N1	21-JAN-2006 10:52:21	Tw_i_and_stray	52.000	14	58Alp Ori	0.87000	3000.0	104	20360	No
160	GOM_NL__2PRFIN20060121_105436_000000432044_00266_20360_7919.N1	21-JAN-2006 10:54:36	Bright	42.500	44	24Gam Gem	1.9280	11000.	85	20360	No

161	GOM_NL__2PRFIN20060121_105622_000000382044_00266_20360_7920.N1	21-JAN-2006 10:56:22	Bright	37.500	151	13Mu Gem	2.8900	3000.0	75	20360	No
162	GOM_NL__2PRFIN20060121_105831_000000372044_00266_20360_7921.N1	21-JAN-2006 10:58:31	Bright	37.000	28	12Bet Tau	1.6500	15200.	74	20360	No
163	GOM_NL__2PRFIN20060121_110034_000000352044_00266_20360_7922.N1	21-JAN-2006 11:00:34	Bright	35.000	107	37The Aur	2.6490	11000.	70	20360	No
164	GOM_NL__2PRFIN20060121_110243_000000352044_00266_20360_7923.N1	21-JAN-2006 11:02:43	Bright	35.000	42	34Bet Aur	1.9000	10200.	70	20360	No
165	GOM_NL__2PRFIN20060121_111516_000000332044_00266_20360_7924.N1	21-JAN-2006 11:15:16	Bright	33.000	49	1Alp UMi	1.9900	6300.0	66	20360	No
166	GOM_NL__2PRFIN20060121_112613_000000342044_00266_20360_7925.N1	21-JAN-2006 11:26:13	Bright	33.500	130	23Bet Dra	2.7990	5800.0	67	20360	No
167	GOM_NL__2PRFIN20060121_112930_000000332044_00266_20360_7926.N1	21-JAN-2006 11:29:30	Bright	32.500	5	3Alp Lyr	0.033000	11000.	65	20360	No
168	GOM_NL__2PRFIN20060121_113729_000000342044_00266_20360_7927.N1	21-JAN-2006 11:37:29	Bright	33.500	59	55Alp Oph	2.0800	8900.0	67	20360	No
169	GOM_NL__2PRFIN20060121_113936_000000342044_00266_20360_7928.N1	21-JAN-2006 11:39:36	Bright	34.000	126	60Bet Oph	2.7700	4250.0	68	20360	No
170	GOM_NL__2PRFIN20060121_115927_000000382044_00267_20361_7907.N1	21-JAN-2006 11:59:27	Dark	38.000	134	Bet TrA	2.8100	6600.0	76	20361	No
171	GOM_NL__2PRFIN20060121_120146_000000412044_00267_20361_7908.N1	21-JAN-2006 12:01:46	Dark	40.500	10	Bet Cen	0.61000	28000.	81	20361	No
172	GOM_NL__2PRFIN20060121_120514_000000402044_00267_20361_7909.N1	21-JAN-2006 12:05:14	Dark	39.500	12	Alp1Cru	0.77500	30000.	79	20361	No
173	GOM_NL__2PRFIN20060121_120929_000000382044_00267_20361_7910.N1	21-JAN-2006 12:09:29	Dark	37.500	29	Bet Car	1.6720	10200.	75	20361	No
174	GOM_NL__2PRFIN20060121_121135_000000382044_00267_20361_7911.N1	21-JAN-2006 12:11:35	Dark	38.000	71	lot Car	2.2460	7700.0	76	20361	No
175	GOM_NL__2PRFIN20060121_121325_000000412044_00267_20361_7912.N1	21-JAN-2006 12:13:25	Dark	40.500	46	Del Vel	1.9540	10600.	81	20361	No
176	GOM_NL__2PRFIN20060121_121603_000000412044_00267_20361_7913.N1	21-JAN-2006 12:16:03	Dark	41.000	34	Gam2Vel	1.7930	23000.	82	20361	No
177	GOM_NL__2PRFIN20060121_121810_000000382044_00267_20361_7914.N1	21-JAN-2006 12:18:10	Straylight	38.000	70	Zet Pup	2.2460	39000.	76	20361	No
178	GOM_NL__2PRFIN20060121_121943_000000452044_00267_20361_7915.N1	21-JAN-2006 12:19:43	Straylight	44.500	117	Pi Pup	2.7060	3800.0	89	20361	No
179	GOM_NL__2PRFIN20060121_122213_000000412044_00267_20361_7916.N1	21-JAN-2006 12:22:13	Straylight	40.500	23	21Eps CMa	1.5020	26000.	81	20361	No
180	GOM_NL__2PRFIN20060121_122336_000000402044_00267_20361_7917.N1	21-JAN-2006 12:23:36	Straylight	39.500	179	24Omi2CMa	3.0320	24000.	79	20361	No
181	GOM_NL__2PRFIN20060121_122547_000000432044_00267_20361_7918.N1	21-JAN-2006 12:25:47	Straylight	43.000	1	9Alp CMa	-1.4400	11000.	86	20361	No
182	GOM_NL__2PRFIN20060121_122820_000000392044_00267_20361_7919.N1	21-JAN-2006 12:28:20	Straylight	39.000	56	53Kap Ori	2.0650	30000.	78	20361	No
183	GOM_NL__2PRFIN20060121_123257_000000522044_00267_20361_7920.N1	21-JAN-2006 12:32:57	Tw_i_and_stray	52.000	14	58Alp Ori	0.87000	3000.0	104	20361	No
184	GOM_NL__2PRFIN20060121_123512_000000432044_00267_20361_7921.N1	21-JAN-2006 12:35:12	Bright	42.500	44	24Gam Gem	1.9280	11000.	85	20361	No
185	GOM_NL__2PRFIN20060121_123658_000000402044_00267_20361_7922.N1	21-JAN-2006 12:36:58	Bright	40.000	151	13Mu Gem	2.8900	3000.0	80	20361	No
186	GOM_NL__2PRFIN20060121_123907_000000372044_00267_20361_7923.N1	21-JAN-2006 12:39:07	Bright	37.000	28	12Bet Tau	1.6500	15200.	74	20361	No
187	GOM_NL__2PRFIN20060121_124110_000000352044_00267_20361_7924.N1	21-JAN-2006 12:41:10	Bright	34.500	107	37The Aur	2.6490	11000.	69	20361	No
188	GOM_NL__2PRFIN20060121_124319_000000372044_00267_20361_7925.N1	21-JAN-2006 12:43:19	Bright	37.000	42	34Bet Aur	1.9000	10200.	74	20361	No
189	GOM_NL__2PRFIN20060121_125552_000000342044_00267_20361_7926.N1	21-JAN-2006 12:55:52	Bright	33.500	49	1Alp UMi	1.9900	6300.0	67	20361	No
190	GOM_NL__2PRFIN20060121_130649_000000362044_00267_20361_7927.N1	21-JAN-2006 13:06:49	Bright	35.500	130	23Bet Dra	2.7990	5800.0	71	20361	No
191	GOM_NL__2PRFIN20060121_131007_000000372044_00267_20361_7928.N1	21-JAN-2006 13:10:07	Bright	36.500	5	3Alp Lyr	0.033000	11000.	73	20361	No
192	GOM_NL__2PRFIN20060121_131805_000000342044_00267_20361_7929.N1	21-JAN-2006 13:18:05	Bright	34.000	59	55Alp Oph	2.0800	8900.0	68	20361	No
193	GOM_NL__2PRFIN20060121_132012_000000342044_00267_20361_7930.N1	21-JAN-2006 13:20:12	Bright	33.500	126	60Bet Oph	2.7700	4250.0	67	20361	No
194	GOM_NL__2PRFIN20060121_134222_000000412044_00268_20362_7909.N1	21-JAN-2006 13:42:22	Dark	41.000	10	Bet Cen	0.61000	28000.	82	20362	No
195	GOM_NL__2PRFIN20060121_134550_000000412044_00268_20362_7910.N1	21-JAN-2006 13:45:50	Dark	41.000	12	Alp1Cru	0.77500	30000.	82	20362	No
196	GOM_NL__2PRFIN20060121_135005_000000372044_00268_20362_7911.N1	21-JAN-2006 13:50:05	Dark	37.000	29	Bet Car	1.6720	10200.	74	20362	No
197	GOM_NL__2PRFIN20060121_135211_000000392044_00268_20362_7912.N1	21-JAN-2006 13:52:11	Dark	38.500	71	lot Car	2.2460	7700.0	77	20362	No
198	GOM_NL__2PRFIN20060121_135401_000000382044_00268_20362_7913.N1	21-JAN-2006 13:54:01	Dark	38.000	46	Del Vel	1.9540	10600.	76	20362	No
199	GOM_NL__2PRFIN20060121_135640_000000412044_00268_20362_7914.N1	21-JAN-2006 13:56:40	Dark	41.000	34	Gam2Vel	1.7930	23000.	82	20362	No
200	GOM_NL__2PRFIN20060121_135847_000000402044_00268_20362_7915.N1	21-JAN-2006 13:58:47	Straylight	39.500	70	Zet Pup	2.2460	39000.	79	20362	No
201	GOM_NL__2PRFIN20060121_140019_000000432044_00268_20362_7916.N1	21-JAN-2006 14:00:19	Straylight	42.500	117	Pi Pup	2.7060	3800.0	85	20362	No
202	GOM_NL__2PRFIN20060121_140249_000000412044_00268_20362_7917.N1	21-JAN-2006 14:02:49	Straylight	41.000	23	21Eps CMa	1.5020	26000.	82	20362	No
203	GOM_NL__2PRFIN20060121_140412_000000382044_00268_20362_7918.N1	21-JAN-2006 14:04:12	Straylight	38.000	179	24Omi2CMa	3.0320	24000.	76	20362	No
204	GOM_NL__2PRFIN20060121_140623_000000432044_00268_20362_7919.N1	21-JAN-2006 14:06:23	Straylight	42.500	1	9Alp CMa	-1.4400	11000.	85	20362	No
205	GOM_NL__2PRFIN20060121_140856_000000392044_00268_20362_7920.N1	21-JAN-2006 14:08:56	Straylight	38.500	56	53Kap Ori	2.0650	30000.	77	20362	No
206	GOM_NL__2PRFIN20060121_141333_000000462044_00268_20362_7921.N1	21-JAN-2006 14:13:33	Tw_i_and_stray	46.000	14	58Alp Ori	0.87000	3000.0	92	20362	No
207	GOM_NL__2PRFIN20060121_141548_000000452044_00268_20362_7922.N1	21-JAN-2006 14:15:48	Bright	44.500	44	24Gam Gem	1.9280	11000.	89	20362	No
208	GOM_NL__2PRFIN20060121_141734_000000402044_00268_20362_7923.N1	21-JAN-2006 14:17:34	Bright	40.000	151	13Mu Gem	2.8900	3000.0	80	20362	No
209	GOM_NL__2PRFIN20060121_141943_000000372044_00268_20362_7924.N1	21-JAN-2006 14:19:43	Bright	36.500	28	12Bet Tau	1.6500	15200.	73	20362	No
210	GOM_NL__2PRFIN20060121_142146_000000352044_00268_20362_7925.N1	21-JAN-2006 14:21:46	Bright	35.000	107	37The Aur	2.6490	11000.	70	20362	No
211	GOM_NL__2PRFIN20060121_142355_000000362044_00268_20362_7926.N1	21-JAN-2006 14:23:55	Bright	36.000	42	34Bet Aur	1.9000	10200.	72	20362	No
212	GOM_NL__2PRFIN20060121_143628_000000352044_00268_20362_7927.N1	21-JAN-2006 14:36:28	Bright	34.500	49	1Alp UMi	1.9900	6300.0	69	20362	No
213	GOM_NL__2PRFIN20060121_144725_000000372044_00268_20362_7928.N1	21-JAN-2006 14:47:25	Bright	37.000	130	23Bet Dra	2.7990	5800.0	74	20362	No
214	GOM_NL__2PRFIN20060121_145043_000000332044_00268_20362_7929.N1	21-JAN-2006 14:50:43	Bright	32.500	5	3Alp Lyr	0.033000	11000.	65	20362	No
215	GOM_NL__2PRFIN20060121_145841_000000352044_00268_20362_7930.N1	21-JAN-2006 14:58:41	Bright	34.500	59	55Alp Oph	2.0800	8900.0	69	20362	No
216	GOM_NL__2PRFIN20060121_150048_000000342044_00268_20362_7931.N1	21-JAN-2006 15:00:48	Bright	33.500	126	60Bet Oph	2.7700	4250.0	67	20362	No
217	GOM_NL__2PRFIN20060121_152039_000000372044_00269_20363_7742.N1	21-JAN-2006 15:20:39	Dark	36.500	134	Bet TrA	2.8100	6600.0	73	20363	No
218	GOM_NL__2PRFIN20060121_152259_000000412044_00269_20363_7743.N1	21-JAN-2006 15:22:59	Dark	40.500	10	Bet Cen	0.61000	28000.	81	20363	No
219	GOM_NL__2PRFIN20060121_152627_000000442044_00269_20363_7744.N1	21-JAN-2006 15:26:27	Dark	43.500	12	Alp1Cru	0.77500	30000.	87	20363	No

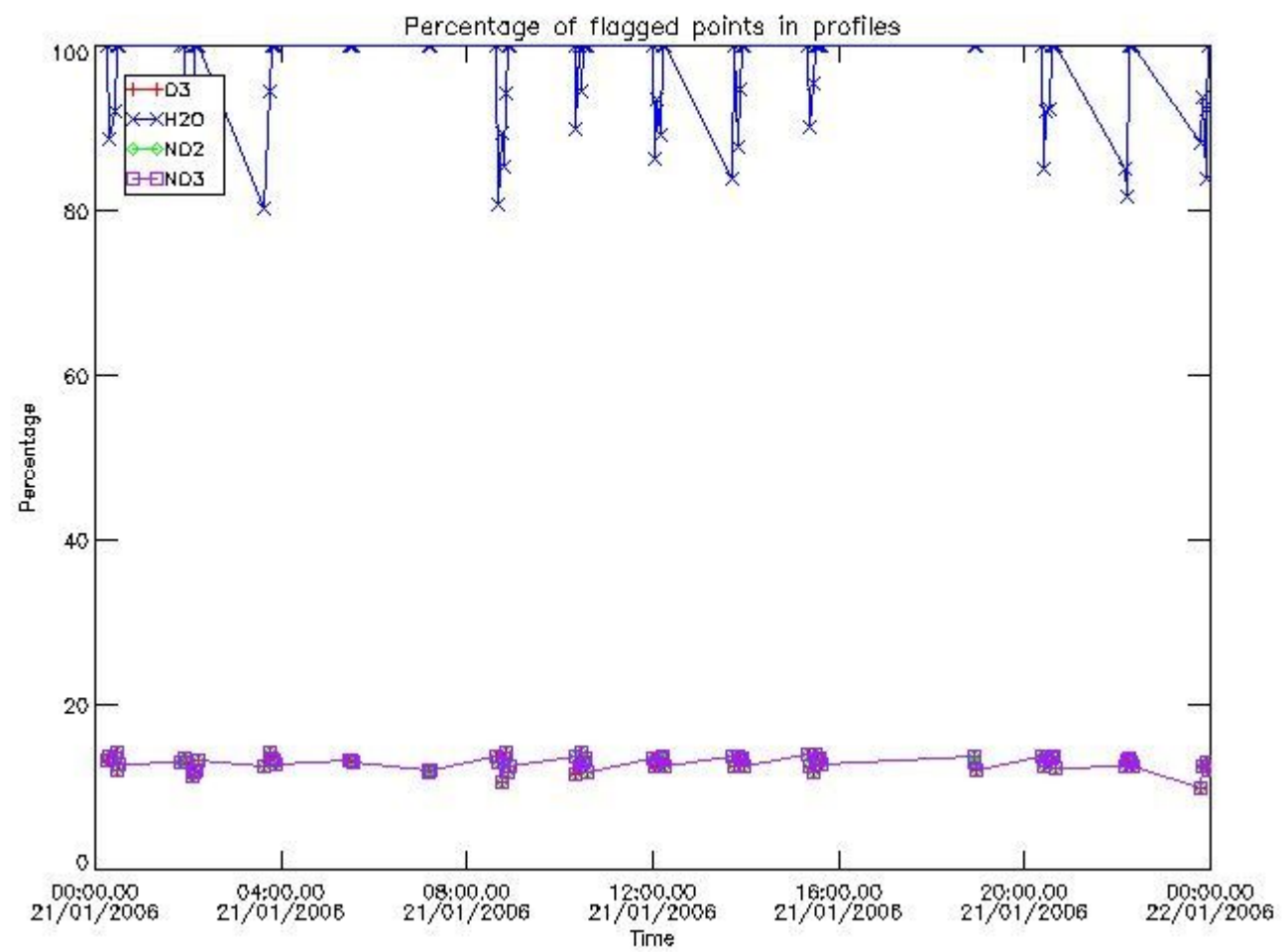
220	GOM_NL__2PRFIN20060121_153041_000000372044_00269_20363_7745.N1	21-JAN-2006 15:30:41	Dark	36.500	29	Bet Car	1.6720	10200.	73	20363	No
221	GOM_NL__2PRFIN20060121_153247_000000392044_00269_20363_7746.N1	21-JAN-2006 15:32:47	Dark	38.500	71	lot Car	2.2460	7700.0	77	20363	No
222	GOM_NL__2PRFIN20060121_153437_000000382044_00269_20363_7747.N1	21-JAN-2006 15:34:37	Dark	38.000	46	Del Vel	1.9540	10600.	76	20363	No
223	GOM_NL__2PRFIN20060121_153716_000000402044_00269_20363_7748.N1	21-JAN-2006 15:37:16	Dark	40.000	34	Gam2Vel	1.7930	23000.	80	20363	No
224	GOM_NL__2PRFIN20060121_153923_000000402044_00269_20363_7749.N1	21-JAN-2006 15:39:23	Straylight	39.500	70	Zet Pup	2.2460	39000.	79	20363	No
225	GOM_NL__2PRFIN20060121_154056_000000432044_00269_20363_7750.N1	21-JAN-2006 15:40:56	Straylight	42.500	117	Pi Pup	2.7060	3800.0	85	20363	No
226	GOM_NL__2PRFIN20060121_154325_000000422044_00269_20363_7751.N1	21-JAN-2006 15:43:25	Straylight	42.000	23	21Eps CMa	1.5020	26000.	84	20363	No
227	GOM_NL__2PRFIN20060121_154449_000000372044_00269_20363_7752.N1	21-JAN-2006 15:44:49	Straylight	37.000	179	24Omi2CMa	3.0320	24000.	74	20363	No
228	GOM_NL__2PRFIN20060121_154659_000000522044_00269_20363_7753.N1	21-JAN-2006 15:46:59	Straylight	51.500	1	9Alp CMa	-1.4400	11000.	103	20363	No
229	GOM_NL__2PRFIN20060121_154932_000000402044_00269_20363_7754.N1	21-JAN-2006 15:49:32	Straylight	40.000	56	53Kap Ori	2.0650	30000.	80	20363	No
230	GOM_NL__2PRFIN20060121_155409_000000462044_00269_20363_7755.N1	21-JAN-2006 15:54:09	Twilight	45.500	14	58Alp Ori	0.87000	3000.0	91	20363	No
231	GOM_NL__2PRFIN20060121_155624_000000442044_00269_20363_7756.N1	21-JAN-2006 15:56:24	Bright	43.500	44	24Gam Gem	1.9280	11000.	87	20363	No
232	GOM_NL__2PRFIN20060121_155810_000000402044_00269_20363_7757.N1	21-JAN-2006 15:58:10	Bright	39.500	151	13Mu Gem	2.8900	3000.0	79	20363	No
233	GOM_NL__2PRFIN20060121_160019_000000362044_00269_20363_7758.N1	21-JAN-2006 16:00:19	Bright	36.000	28	12Bet Tau	1.6500	15200.	72	20363	No
234	GOM_NL__2PRFIN20060121_160222_000000362044_00269_20363_7759.N1	21-JAN-2006 16:02:22	Bright	35.500	107	37The Aur	2.6490	11000.	71	20363	No
235	GOM_NL__2PRFIN20060121_160431_000000362044_00269_20363_7760.N1	21-JAN-2006 16:04:31	Bright	36.000	42	34Bet Aur	1.9000	10200.	72	20363	No
236	GOM_NL__2PRFIN20060121_161704_000000352044_00269_20363_7761.N1	21-JAN-2006 16:17:04	Bright	35.000	49	1Alp UMi	1.9900	6300.0	70	20363	No
237	GOM_NL__2PRFIN20060121_162801_000000372044_00269_20363_7762.N1	21-JAN-2006 16:28:01	Bright	36.500	130	23Bet Dra	2.7990	5800.0	73	20363	No
238	GOM_NL__2PRFIN20060121_163119_000000352044_00269_20363_7763.N1	21-JAN-2006 16:31:19	Bright	35.000	5	3Alp Lyr	0.033000	11000.	70	20363	No
239	GOM_NL__2PRFIN20060121_163918_000000352044_00269_20363_7764.N1	21-JAN-2006 16:39:18	Bright	35.000	59	55Alp Oph	2.0800	8900.0	70	20363	No
240	GOM_NL__2PRFIN20060121_164124_000000352044_00269_20363_7765.N1	21-JAN-2006 16:41:24	Bright	34.500	126	60Bet Oph	2.7700	4250.0	69	20363	No
241	GOM_NL__2PRFIN20060121_165254_000000422044_00269_20363_7766.N1	21-JAN-2006 16:52:54	Twilight	41.500	75	26Eps Sco	2.2910	4250.0	83	20363	No
242	GOM_NL__2PRFIN20060121_171959_000000392044_00270_20364_7762.N1	21-JAN-2006 17:19:59	Straylight	38.500	70	Zet Pup	2.2460	39000.	77	20364	No
243	GOM_NL__2PRFIN20060121_172132_000000412044_00270_20364_7763.N1	21-JAN-2006 17:21:32	Straylight	40.500	117	Pi Pup	2.7060	3800.0	81	20364	No
244	GOM_NL__2PRFIN20060121_172401_000000412044_00270_20364_7764.N1	21-JAN-2006 17:24:01	Straylight	40.500	23	21Eps CMa	1.5020	26000.	81	20364	No
245	GOM_NL__2PRFIN20060121_172525_000000382044_00270_20364_7765.N1	21-JAN-2006 17:25:25	Straylight	38.000	179	24Omi2CMa	3.0320	24000.	76	20364	No
246	GOM_NL__2PRFIN20060121_172735_000000482044_00270_20364_7766.N1	21-JAN-2006 17:27:35	Straylight	47.500	1	9Alp CMa	-1.4400	11000.	95	20364	No
247	GOM_NL__2PRFIN20060121_173445_000000522044_00270_20364_7767.N1	21-JAN-2006 17:34:45	Twilight	52.000	14	58Alp Ori	0.87000	3000.0	104	20364	No
248	GOM_NL__2PRFIN20060121_173700_000000522044_00270_20364_7768.N1	21-JAN-2006 17:37:00	Bright	52.000	44	24Gam Gem	1.9280	11000.	104	20364	No
249	GOM_NL__2PRFIN20060121_173846_000000412044_00270_20364_7769.N1	21-JAN-2006 17:38:46	Bright	40.500	151	13Mu Gem	2.8900	3000.0	81	20364	No
250	GOM_NL__2PRFIN20060121_174056_000000372044_00270_20364_7770.N1	21-JAN-2006 17:40:56	Bright	36.500	28	12Bet Tau	1.6500	15200.	73	20364	No
251	GOM_NL__2PRFIN20060121_174258_000000342044_00270_20364_7771.N1	21-JAN-2006 17:42:58	Bright	34.000	107	37The Aur	2.6490	11000.	68	20364	No
252	GOM_NL__2PRFIN20060121_174507_000000362044_00270_20364_7772.N1	21-JAN-2006 17:45:07	Bright	36.000	42	34Bet Aur	1.9000	10200.	72	20364	No
253	GOM_NL__2PRFIN20060121_175740_000000372044_00270_20364_7773.N1	21-JAN-2006 17:57:40	Bright	37.000	49	1Alp UMi	1.9900	6300.0	74	20364	No
254	GOM_NL__2PRFIN20060121_180837_000000362044_00270_20364_7774.N1	21-JAN-2006 18:08:37	Bright	36.000	130	23Bet Dra	2.7990	5800.0	72	20364	No
255	GOM_NL__2PRFIN20060121_181155_000000362044_00270_20364_7775.N1	21-JAN-2006 18:11:55	Bright	35.500	5	3Alp Lyr	0.033000	11000.	71	20364	No
256	GOM_NL__2PRFIN20060121_181954_000000352044_00270_20364_7776.N1	21-JAN-2006 18:19:54	Bright	35.000	59	55Alp Oph	2.0800	8900.0	70	20364	No
257	GOM_NL__2PRFIN20060121_182200_000000342044_00270_20364_7777.N1	21-JAN-2006 18:22:00	Bright	34.000	126	60Bet Oph	2.7700	4250.0	68	20364	No
258	GOM_NL__2PRFIN20060121_183331_000000452044_00270_20364_7778.N1	21-JAN-2006 18:33:31	Twilight	44.500	75	26Eps Sco	2.2910	4250.0	89	20364	No
259	GOM_NL__2PRFIN20060121_185400_000000372044_00271_20365_7929.N1	21-JAN-2006 18:54:00	Dark	37.000	71	lot Car	2.2460	7700.0	74	20365	No
260	GOM_NL__2PRFIN20060121_185550_000000392044_00271_20365_7930.N1	21-JAN-2006 18:55:50	Dark	38.500	46	Del Vel	1.9540	10600.	77	20365	No
261	GOM_NL__2PRFIN20060121_185828_000000422044_00271_20365_7931.N1	21-JAN-2006 18:58:28	Dark	42.000	34	Gam2Vel	1.7930	23000.	84	20365	No
262	GOM_NL__2PRFIN20060121_190036_000000402044_00271_20365_7932.N1	21-JAN-2006 19:00:36	Straylight	39.500	70	Zet Pup	2.2460	39000.	79	20365	No
263	GOM_NL__2PRFIN20060121_190208_000000432044_00271_20365_7933.N1	21-JAN-2006 19:02:08	Straylight	43.000	117	Pi Pup	2.7060	3800.0	86	20365	No
264	GOM_NL__2PRFIN20060121_190437_000000432044_00271_20365_7934.N1	21-JAN-2006 19:04:37	Straylight	43.000	23	21Eps CMa	1.5020	26000.	86	20365	No
265	GOM_NL__2PRFIN20060121_190601_000000392044_00271_20365_7935.N1	21-JAN-2006 19:06:01	Straylight	38.500	179	24Omi2CMa	3.0320	24000.	77	20365	No
266	GOM_NL__2PRFIN20060121_190811_000000472044_00271_20365_7936.N1	21-JAN-2006 19:08:11	Straylight	47.000	1	9Alp CMa	-1.4400	11000.	94	20365	No
267	GOM_NL__2PRFIN20060121_191522_000000522044_00271_20365_7937.N1	21-JAN-2006 19:15:22	Twilight	52.000	14	58Alp Ori	0.87000	3000.0	104	20365	No
268	GOM_NL__2PRFIN20060121_191736_000000462044_00271_20365_7938.N1	21-JAN-2006 19:17:36	Bright	45.500	44	24Gam Gem	1.9280	11000.	91	20365	No
269	GOM_NL__2PRFIN20060121_191922_000000392044_00271_20365_7939.N1	21-JAN-2006 19:19:22	Bright	38.500	151	13Mu Gem	2.8900	3000.0	77	20365	No
270	GOM_NL__2PRFIN20060121_192132_000000382044_00271_20365_7940.N1	21-JAN-2006 19:21:32	Bright	38.000	28	12Bet Tau	1.6500	15200.	76	20365	No
271	GOM_NL__2PRFIN20060121_192334_000000352044_00271_20365_7941.N1	21-JAN-2006 19:23:34	Bright	35.000	107	37The Aur	2.6490	11000.	70	20365	No
272	GOM_NL__2PRFIN20060121_192543_000000362044_00271_20365_7942.N1	21-JAN-2006 19:25:43	Bright	36.000	42	34Bet Aur	1.9000	10200.	72	20365	No
273	GOM_NL__2PRFIN20060121_193816_000000362044_00271_20365_7943.N1	21-JAN-2006 19:38:16	Bright	36.000	49	1Alp UMi	1.9900	6300.0	72	20365	No
274	GOM_NL__2PRFIN20060121_194913_000000372044_00271_20365_7944.N1	21-JAN-2006 19:49:13	Bright	37.000	130	23Bet Dra	2.7990	5800.0	74	20365	No
275	GOM_NL__2PRFIN20060121_195231_000000372044_00271_20365_7945.N1	21-JAN-2006 19:52:31	Bright	37.000	5	3Alp Lyr	0.033000	11000.	74	20365	No
276	GOM_NL__2PRFIN20060121_200030_000000432044_00271_20365_7946.N1	21-JAN-2006 20:00:30	Bright	43.000	59	55Alp Oph	2.0800	8900.0	86	20365	No
277	GOM_NL__2PRFIN20060121_200237_000000342044_00271_20365_7947.N1	21-JAN-2006 20:02:37	Bright	34.000	126	60Bet Oph	2.7700	4250.0	68	20365	No
278	GOM_NL__2PRFIN20060121_202228_000000372044_00272_20366_7762.N1	21-JAN-2006 20:22:28	Dark	37.000	134	Bet TrA	2.8100	6600.0	74	20366	No

279	GOM_NL_2PRFIN20060121_202449_000000412044_00272_20366_7763.N1	21-JAN-2006 20:24:49	Dark	40.500	10	Bet Cen	0.61000	28000.	81	20366	No
280	GOM_NL_2PRFIN20060121_202816_000000392044_00272_20366_7764.N1	21-JAN-2006 20:28:16	Dark	38.500	12	Alp1Cru	0.77500	30000.	77	20366	No
281	GOM_NL_2PRFIN20060121_203230_000000402044_00272_20366_7765.N1	21-JAN-2006 20:32:30	Dark	39.500	29	Bet Car	1.6720	10200.	79	20366	No
282	GOM_NL_2PRFIN20060121_203437_000000382044_00272_20366_7766.N1	21-JAN-2006 20:34:37	Dark	37.500	71	lot Car	2.2460	7700.0	75	20366	No
283	GOM_NL_2PRFIN20060121_203626_000000372044_00272_20366_7767.N1	21-JAN-2006 20:36:26	Dark	36.500	46	Del Vel	1.9540	10600.	73	20366	No
284	GOM_NL_2PRFIN20060121_203905_000000422044_00272_20366_7768.N1	21-JAN-2006 20:39:05	Dark	41.500	34	Gam2Vel	1.7930	23000.	83	20366	No
285	GOM_NL_2PRFIN20060121_204112_000000412044_00272_20366_7769.N1	21-JAN-2006 20:41:12	Straylight	40.500	70	Zet Pup	2.2460	39000.	81	20366	No
286	GOM_NL_2PRFIN20060121_204244_000000432044_00272_20366_7770.N1	21-JAN-2006 20:42:44	Straylight	43.000	117	Pi Pup	2.7060	3800.0	86	20366	No
287	GOM_NL_2PRFIN20060121_204514_000000412044_00272_20366_7771.N1	21-JAN-2006 20:45:14	Straylight	41.000	23	21Eps CMa	1.5020	26000.	82	20366	No
288	GOM_NL_2PRFIN20060121_204637_000000402044_00272_20366_7772.N1	21-JAN-2006 20:46:37	Straylight	39.500	179	24Omi2CMa	3.0320	24000.	79	20366	No
289	GOM_NL_2PRFIN20060121_204848_000000472044_00272_20366_7773.N1	21-JAN-2006 20:48:48	Straylight	46.500	1	9Alp CMa	-1.4400	11000.	93	20366	No
290	GOM_NL_2PRFIN20060121_205558_000000492044_00272_20366_7774.N1	21-JAN-2006 20:55:58	Twilight_stray	49.000	14	58Alp Ori	0.87000	3000.0	98	20366	No
291	GOM_NL_2PRFIN20060121_205812_000000462044_00272_20366_7775.N1	21-JAN-2006 20:58:12	Bright	46.000	44	24Gam Gem	1.9280	11000.	92	20366	No
292	GOM_NL_2PRFIN20060121_205958_000000402044_00272_20366_7776.N1	21-JAN-2006 20:59:58	Bright	39.500	151	13Mu Gem	2.8900	3000.0	79	20366	No
293	GOM_NL_2PRFIN20060121_210208_000000372044_00272_20366_7777.N1	21-JAN-2006 21:02:08	Bright	37.000	28	12Bet Tau	1.6500	15200.	74	20366	No
294	GOM_NL_2PRFIN20060121_210410_000000352044_00272_20366_7778.N1	21-JAN-2006 21:04:10	Bright	35.000	107	37The Aur	2.6490	11000.	70	20366	No
295	GOM_NL_2PRFIN20060121_210619_000000362044_00272_20366_7779.N1	21-JAN-2006 21:06:19	Bright	35.500	42	34Bet Aur	1.9000	10200.	71	20366	No
296	GOM_NL_2PRFIN20060121_211851_000000362044_00272_20366_7780.N1	21-JAN-2006 21:18:51	Bright	35.500	49	1Alp UMi	1.9900	6300.0	71	20366	No
297	GOM_NL_2PRFIN20060121_212949_000000362044_00272_20366_7781.N1	21-JAN-2006 21:29:49	Bright	36.000	130	23Bet Dra	2.7990	5800.0	72	20366	No
298	GOM_NL_2PRFIN20060121_213307_000000342044_00272_20366_7782.N1	21-JAN-2006 21:33:07	Bright	33.500	5	3Alp Lyr	0.033000	11000.	67	20366	No
299	GOM_NL_2PRFIN20060121_214106_000000342044_00272_20366_7783.N1	21-JAN-2006 21:41:06	Bright	34.000	59	55Alp Oph	2.0800	8900.0	68	20366	No
300	GOM_NL_2PRFIN20060121_214313_000000342044_00272_20366_7784.N1	21-JAN-2006 21:43:13	Bright	33.500	126	60Bet Oph	2.7700	4250.0	67	20366	No
301	GOM_NL_2PRFIN20060121_215443_000000402044_00272_20366_7785.N1	21-JAN-2006 21:54:43	Twilight	39.500	75	26Eps Sco	2.2910	4250.0	79	20366	No
302	GOM_NL_2PRFIN20060121_220853_000000412044_00273_20367_7762.N1	21-JAN-2006 22:08:53	Dark	40.500	12	Alp1Cru	0.77500	30000.	81	20367	No
303	GOM_NL_2PRFIN20060121_221306_000000392044_00273_20367_7763.N1	21-JAN-2006 22:13:06	Dark	38.500	29	Bet Car	1.6720	10200.	77	20367	No
304	GOM_NL_2PRFIN20060121_221513_000000382044_00273_20367_7764.N1	21-JAN-2006 22:15:13	Dark	37.500	71	lot Car	2.2460	7700.0	75	20367	No
305	GOM_NL_2PRFIN20060121_221702_000000432044_00273_20367_7765.N1	21-JAN-2006 22:17:02	Dark	43.000	46	Del Vel	1.9540	10600.	86	20367	No
306	GOM_NL_2PRFIN20060121_221941_000000412044_00273_20367_7766.N1	21-JAN-2006 22:19:41	Dark	40.500	34	Gam2Vel	1.7930	23000.	81	20367	No
307	GOM_NL_2PRFIN20060121_222148_000000392044_00273_20367_7767.N1	21-JAN-2006 22:21:48	Straylight	39.000	70	Zet Pup	2.2460	39000.	78	20367	No
308	GOM_NL_2PRFIN20060121_222320_000000412044_00273_20367_7768.N1	21-JAN-2006 22:23:20	Straylight	41.000	117	Pi Pup	2.7060	3800.0	82	20367	No
309	GOM_NL_2PRFIN20060121_222550_000000412044_00273_20367_7769.N1	21-JAN-2006 22:25:50	Straylight	40.500	23	21Eps CMa	1.5020	26000.	81	20367	No
310	GOM_NL_2PRFIN20060121_222713_000000392044_00273_20367_7770.N1	21-JAN-2006 22:27:13	Straylight	39.000	179	24Omi2CMa	3.0320	24000.	78	20367	No
311	GOM_NL_2PRFIN20060121_222924_000000442044_00273_20367_7771.N1	21-JAN-2006 22:29:24	Straylight	43.500	1	9Alp CMa	-1.4400	11000.	87	20367	No
312	GOM_NL_2PRFIN20060121_223634_000000452044_00273_20367_7772.N1	21-JAN-2006 22:36:34	Twilight_stray	44.500	14	58Alp Ori	0.87000	3000.0	89	20367	No
313	GOM_NL_2PRFIN20060121_223848_000000432044_00273_20367_7773.N1	21-JAN-2006 22:38:48	Bright	42.500	44	24Gam Gem	1.9280	11000.	85	20367	No
314	GOM_NL_2PRFIN20060121_224034_000000372044_00273_20367_7774.N1	21-JAN-2006 22:40:34	Bright	37.000	151	13Mu Gem	2.8900	3000.0	74	20367	No
315	GOM_NL_2PRFIN20060121_224244_000000372044_00273_20367_7775.N1	21-JAN-2006 22:42:44	Bright	36.500	28	12Bet Tau	1.6500	15200.	73	20367	No
316	GOM_NL_2PRFIN20060121_224446_000000352044_00273_20367_7776.N1	21-JAN-2006 22:44:46	Bright	34.500	107	37The Aur	2.6490	11000.	69	20367	No
317	GOM_NL_2PRFIN20060121_224655_000000362044_00273_20367_7777.N1	21-JAN-2006 22:46:55	Bright	35.500	42	34Bet Aur	1.9000	10200.	71	20367	No
318	GOM_NL_2PRFIN20060121_225927_000000362044_00273_20367_7778.N1	21-JAN-2006 22:59:27	Bright	36.000	49	1Alp UMi	1.9900	6300.0	72	20367	No
319	GOM_NL_2PRFIN20060121_231025_000000372044_00273_20367_7779.N1	21-JAN-2006 23:10:25	Bright	37.000	130	23Bet Dra	2.7990	5800.0	74	20367	No
320	GOM_NL_2PRFIN20060121_231343_000000332044_00273_20367_7780.N1	21-JAN-2006 23:13:43	Bright	32.500	5	3Alp Lyr	0.033000	11000.	65	20367	No
321	GOM_NL_2PRFIN20060121_232142_000000352044_00273_20367_7781.N1	21-JAN-2006 23:21:42	Bright	34.500	59	55Alp Oph	2.0800	8900.0	69	20367	No
322	GOM_NL_2PRFIN20060121_232349_000000332044_00273_20367_7782.N1	21-JAN-2006 23:23:49	Bright	33.000	126	60Bet Oph	2.7700	4250.0	66	20367	No
323	GOM_NL_2PRFIN20060121_233519_000000472044_00273_20367_7783.N1	21-JAN-2006 23:35:19	Twilight	46.500	75	26Eps Sco	2.2910	4250.0	93	20367	No
324	GOM_NL_2PRFIN20060121_234601_000000512044_00274_20368_7762.N1	21-JAN-2006 23:46:01	Dark	51.000	10	Bet Cen	0.61000	28000.	102	20368	No
325	GOM_NL_2PRFIN20060121_234929_000000412044_00274_20368_7763.N1	21-JAN-2006 23:49:29	Dark	41.000	12	Alp1Cru	0.77500	30000.	82	20368	No
326	GOM_NL_2PRFIN20060121_235342_000000412044_00274_20368_7764.N1	21-JAN-2006 23:53:42	Dark	40.500	29	Bet Car	1.6720	10200.	81	20368	No
327	GOM_NL_2PRFIN20060121_235549_000000392044_00274_20368_7765.N1	21-JAN-2006 23:55:49	Dark	39.000	71	lot Car	2.2460	7700.0	78	20368	No
328	GOM_NL_2PRFIN20060121_235739_000000432044_00274_20368_7766.N1	21-JAN-2006 23:57:39	Dark	42.500	46	Del Vel	1.9540	10600.	85	20368	No

3. Quality information per product

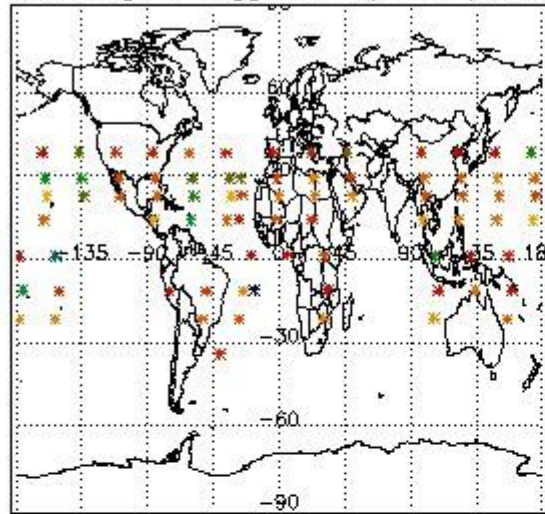
In this section it is plotted some information contained in the Quality Summary data set of the level 2 products. Only products in dark limb conditions and without errors (error flag in the MPH set to "0") are used.

3.1 Plot quality information per product (time dependant)

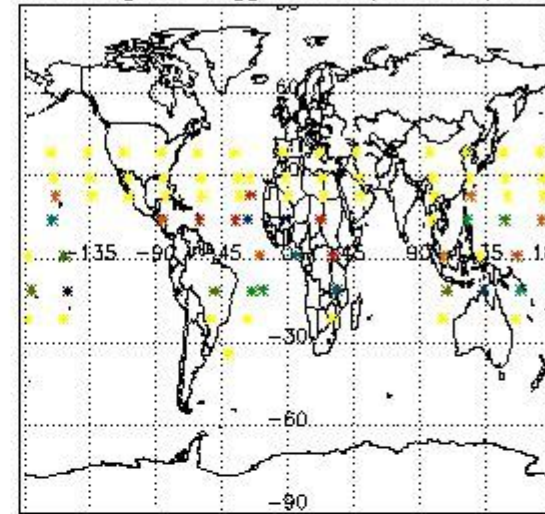


3.2 Plot quality information per product (world map)


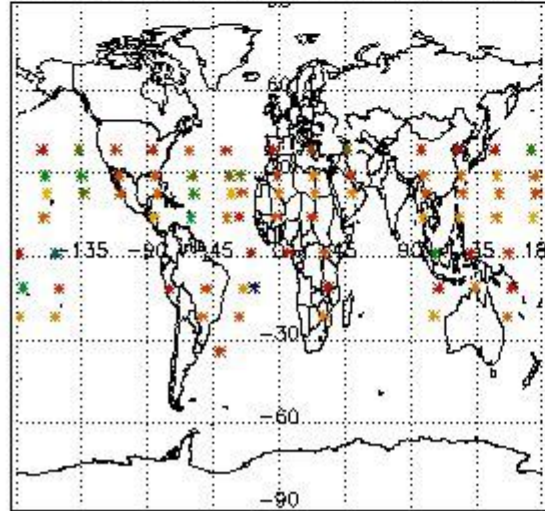
Percentage of flagged data per O3 profile



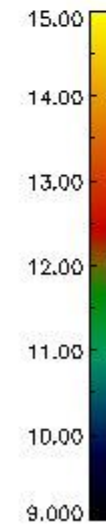
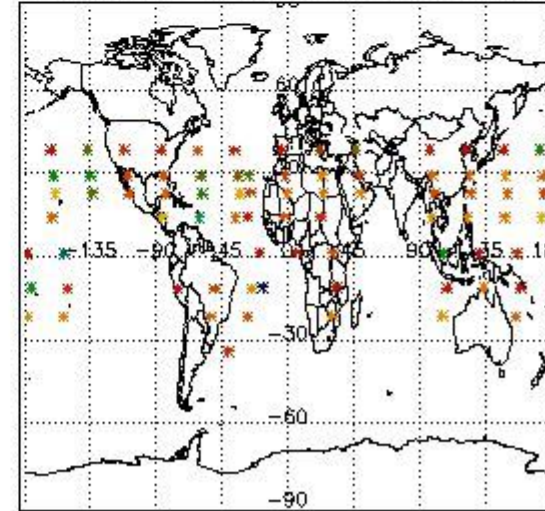
Percentage of flagged data per H2O profile



Percentage of flagged data per NO2 profile



Percentage of flagged data per NO3 profile

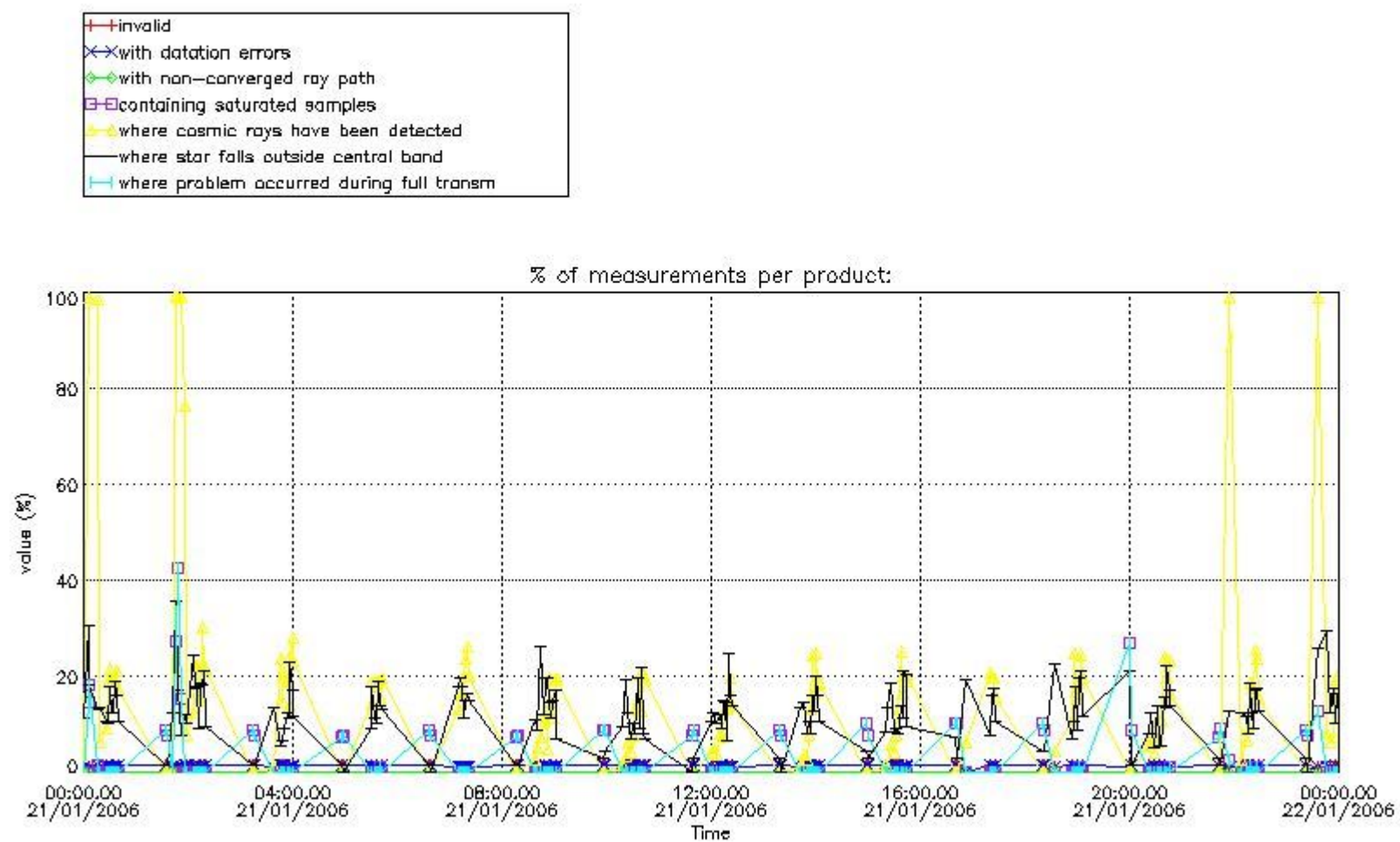


4. Level 1 quality information per product

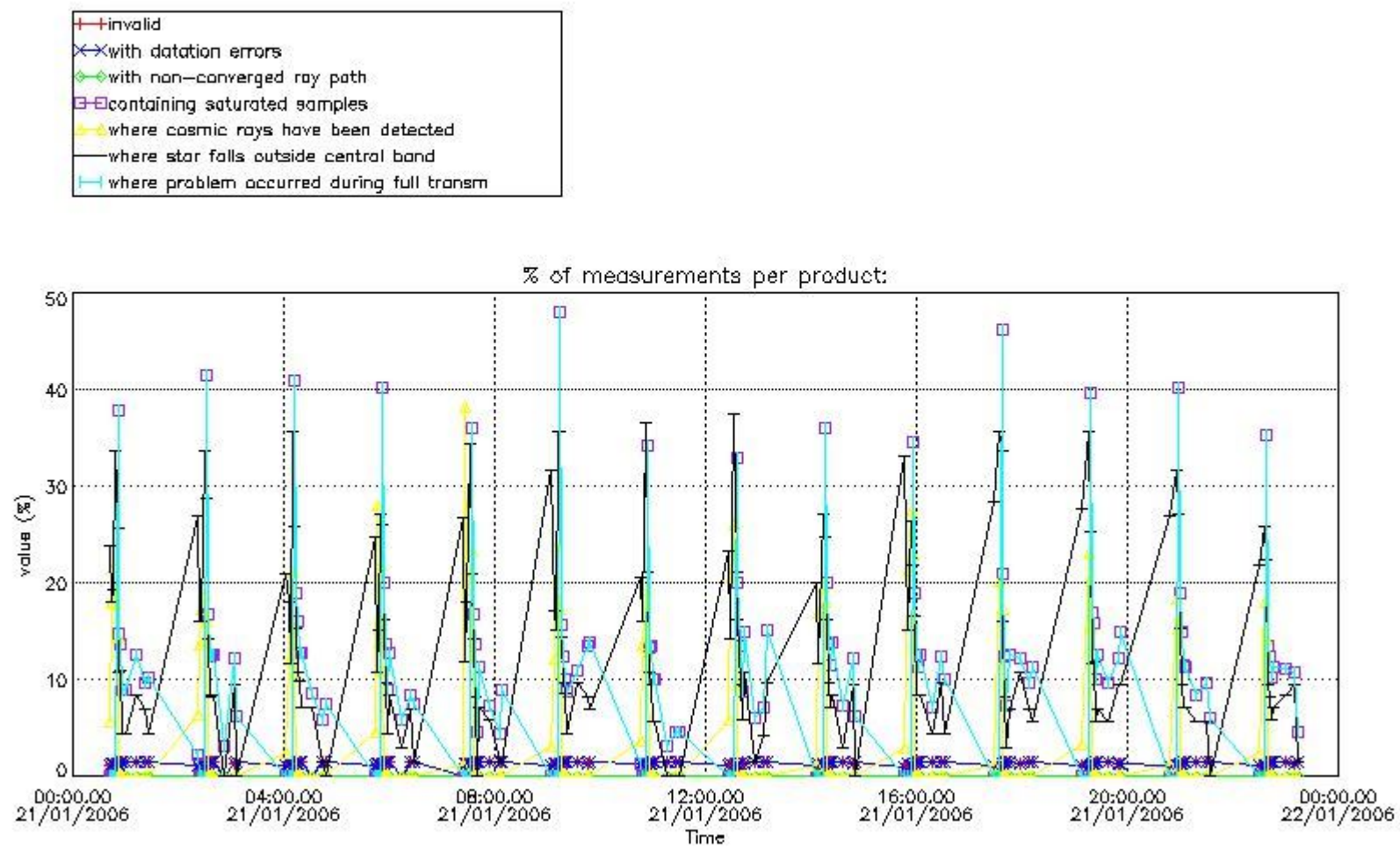
In this section it is plotted some information contained in the Quality Summary data set of the level 2 products that comes from the level 1b processing. Products without errors (error flag in the MPH set to "0") are used.

4.1 Plot quality information per product (time dependant) coming from level 1b processing

4.1.1 Plot level 1 quality information per product (time dependant): ENVISAT ASCENDING passes



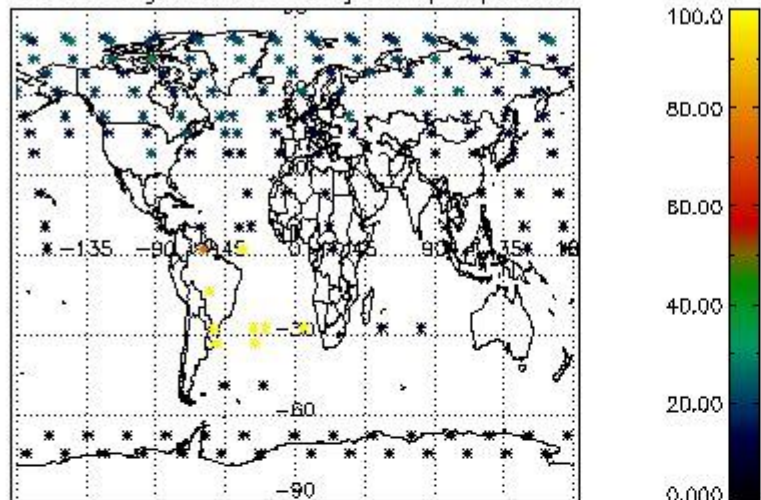
4.1.2 Plot level 1 quality information per product (time dependant): ENVI SAT DESCENDING passes



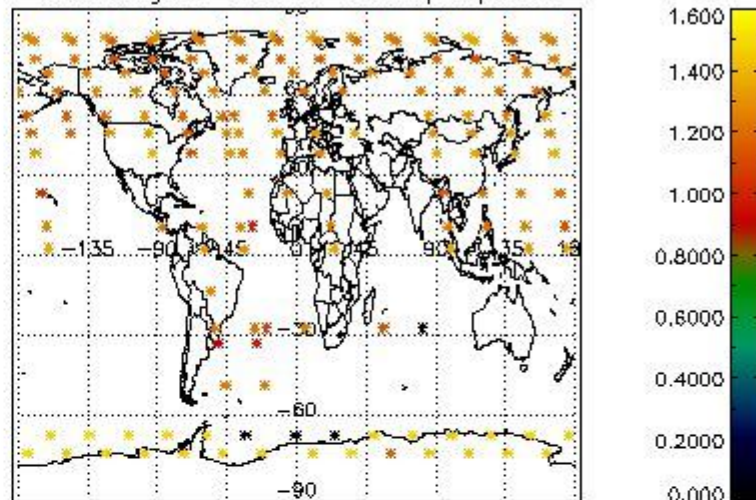
4.2 Plot quality information per product coming from level 1b processing (world map)

4.2.1 Plot level 1 quality information per product (world map): ENVISAT ASCENDING passes

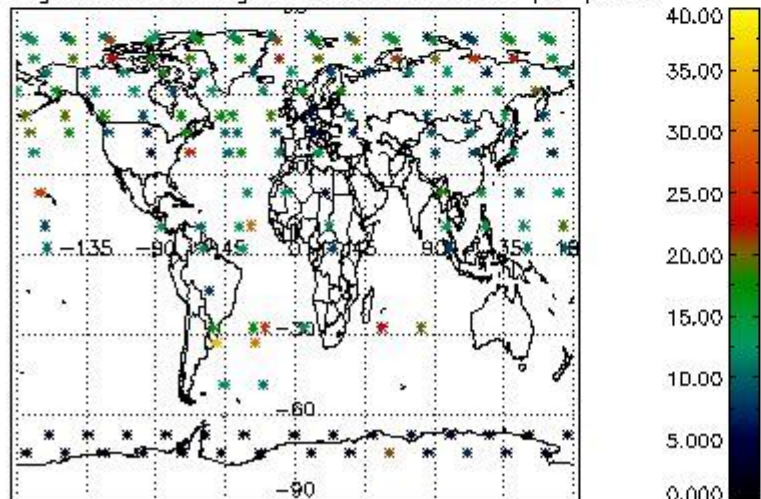
Percentage of cosmic ray hits per profile



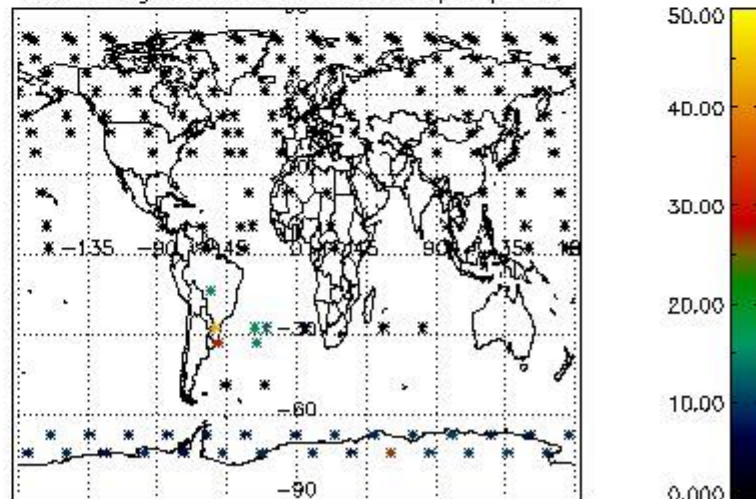
Percentage of datation errors per profile



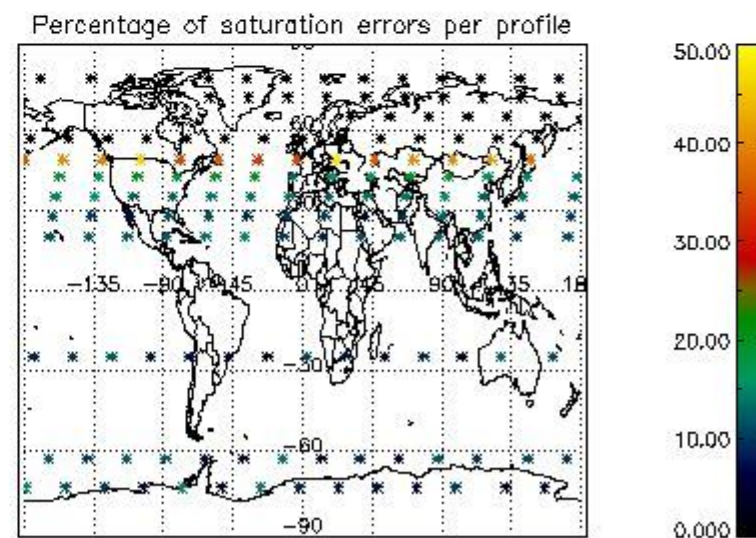
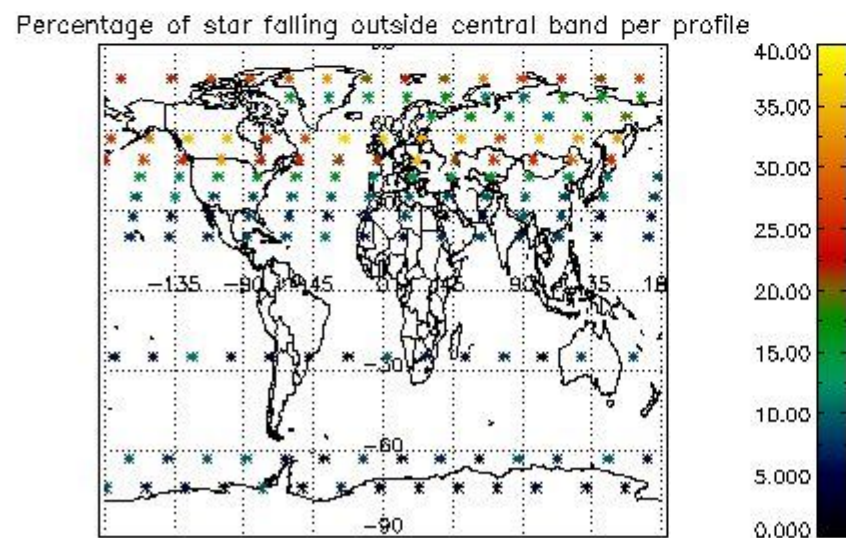
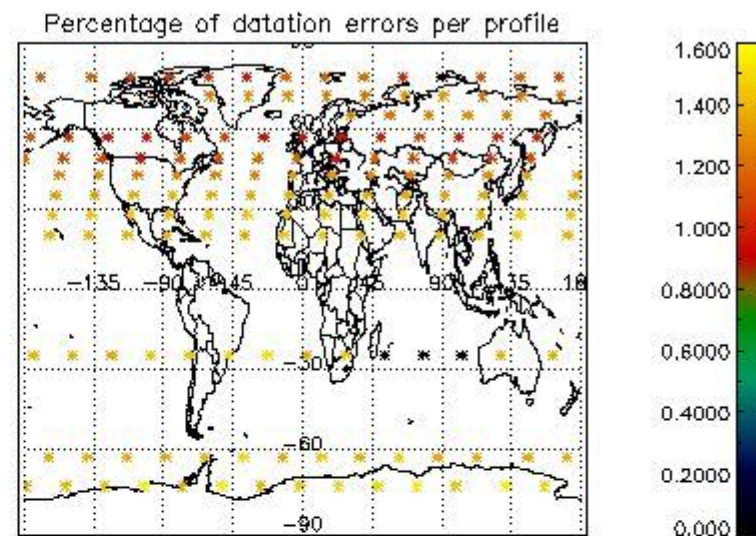
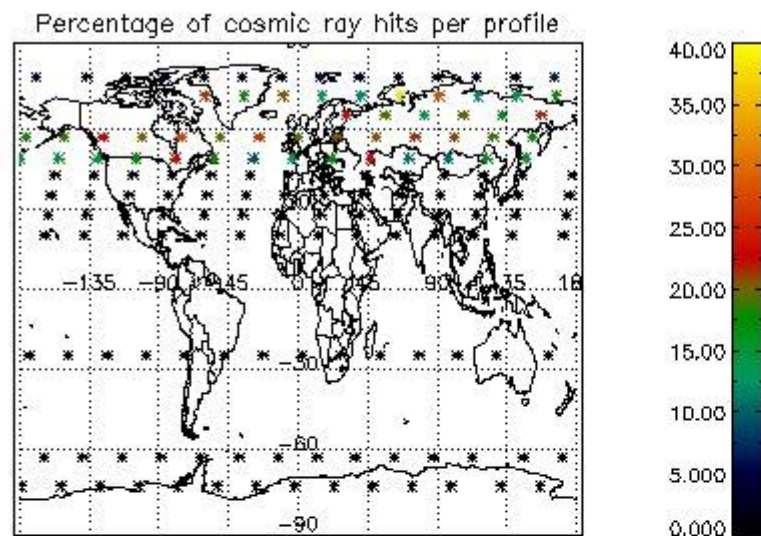
Percentage of star falling outside central band per profile



Percentage of saturation errors per profile



4.2.2 Plot level 1 quality information per product (world map): ENVISAT DESCENDING passes



5. Trace gas profiles

5.1 Ozone statistics based on quality of products

The final quality of the products can be "measured" using the STD (Standard Deviation) attached to every point profile. This information is written to the parameter GOM_NL__2P/NL_LOCAL_SPECIES_DENSITY/o3_std of the level 2 products. The table below shows the statistics for given STD ranges.

The statistics are given with respect to the overall valid production:

- Products without fatal errors: GOM_NL__2P/MPH/PRODUCT_ERR=0
- Valid point profile: GOM_NL__2P/NL_LOCAL_SPECIES_DENSITY/pcd(0)=0

The 'Criteria' is applied to valid points of dark limb products:

- Products in dark limb illumination condition: GOM_NL__2P/NL_SUMMARY_QUALITY/obs_ill_cond=0
- Products without fatal errors: GOM_NL__2P/MPH/PRODUCT_ERR=0
- Valid point profile: GOM_NL__2P/NL_LOCAL_SPECIES_DENSITY/pcd(0)=0

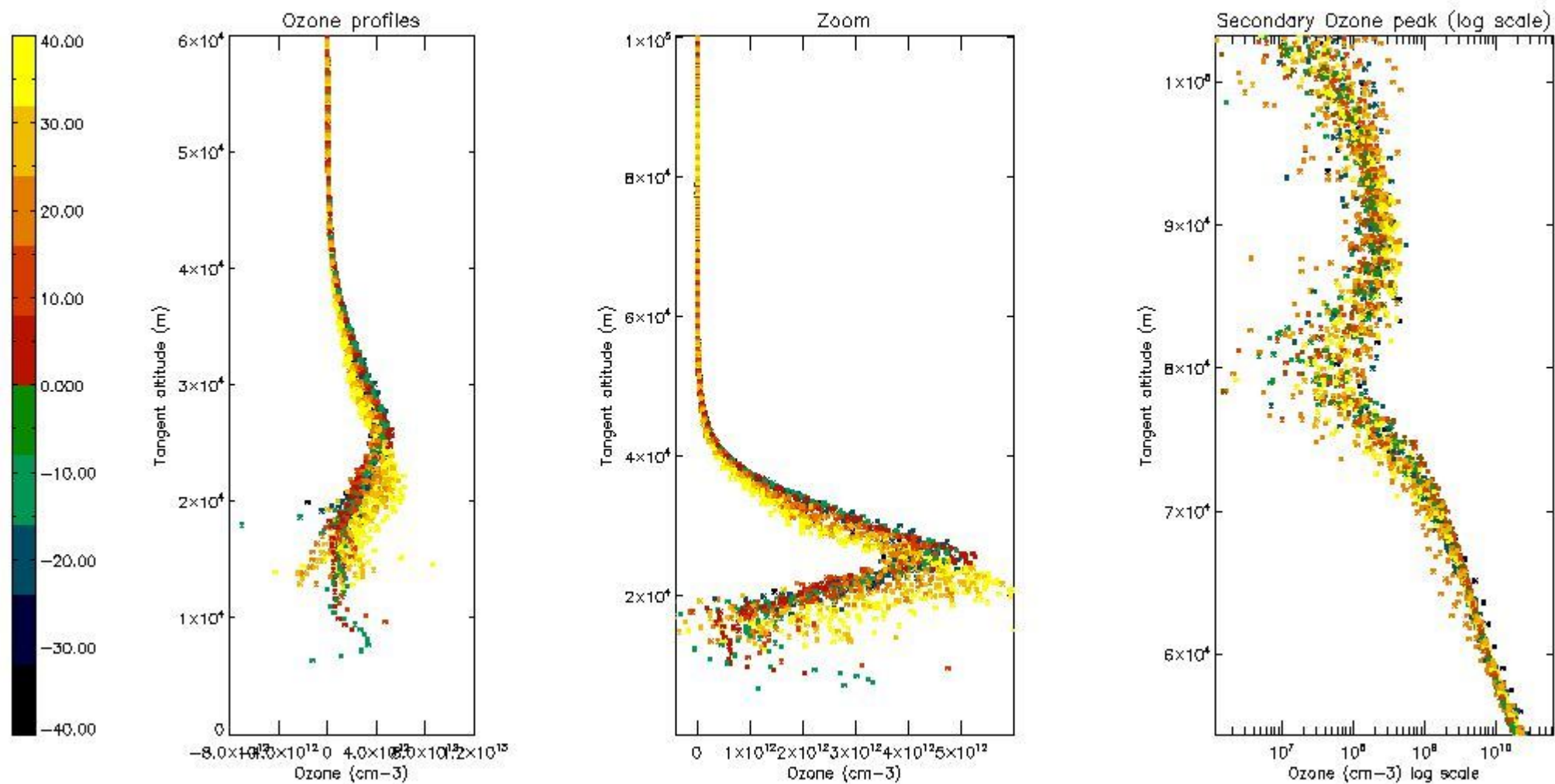
So, the table below shows the percentage of dark limb and valid observations for each criteria with respect to the overall valid daily observations.

Criteria	% of total production
All STD	25
STD < 20	16

STD < 10	14
STD < 5	9

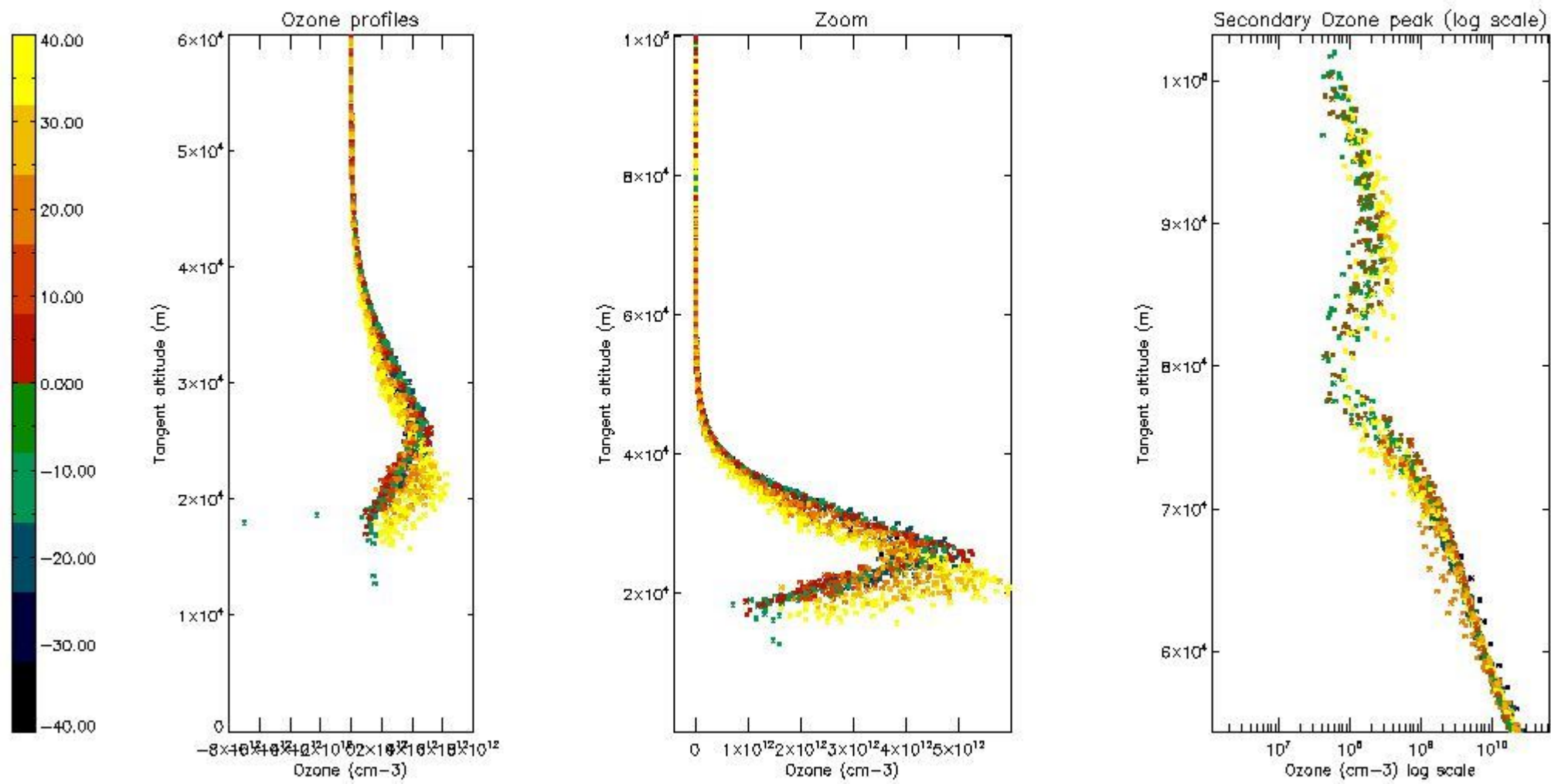
5.2 Plot ozone profiles for all STD (dark without errors)

The colorbar represents the latitude.



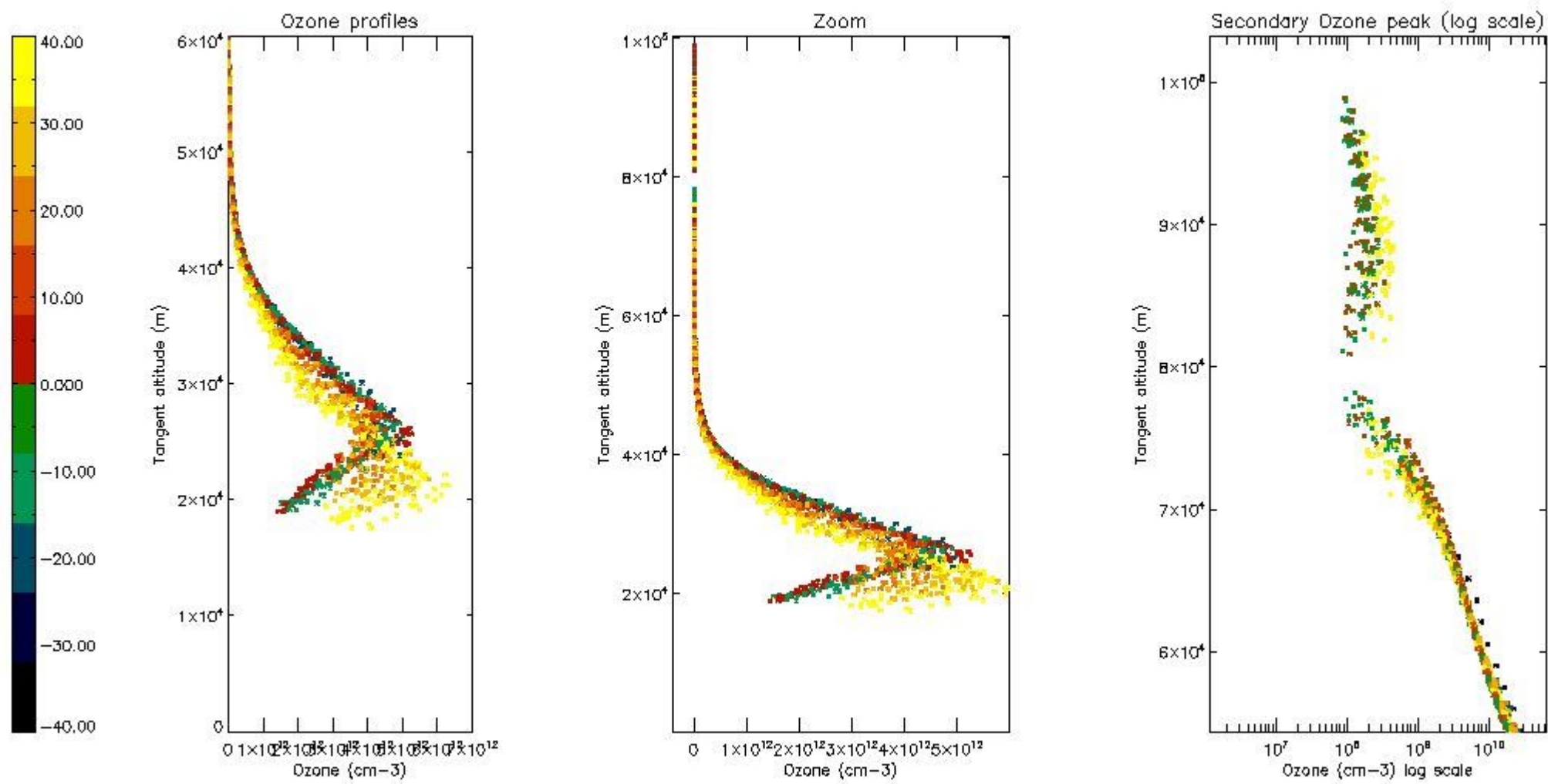
5.3 Plot ozone profiles where STD < 20% (dark without errors)

The colorbar represents the latitude.



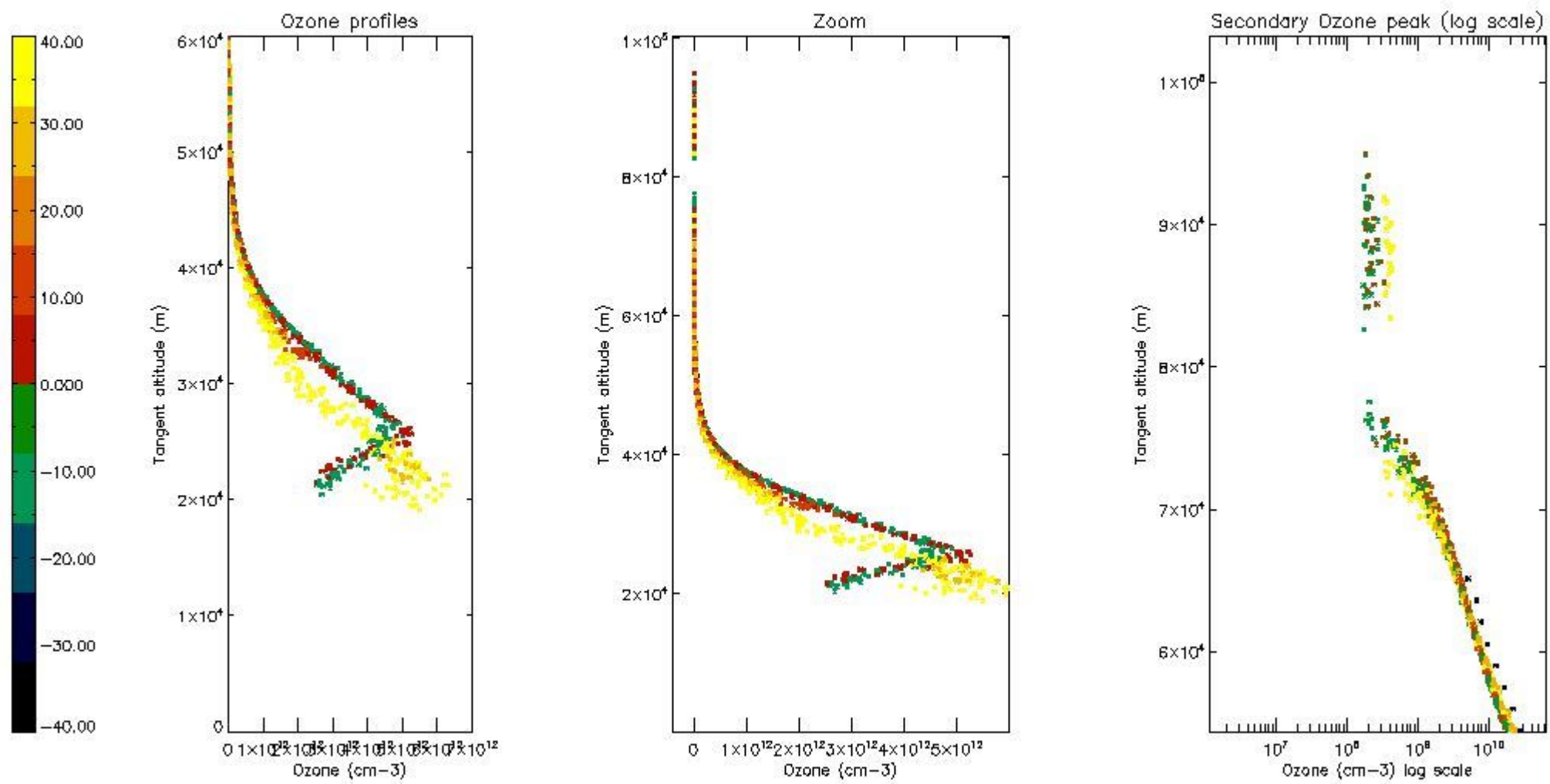
5.4 Plot ozone profiles where STD < 10% (dark without errors)

The colorbar represents the latitude.



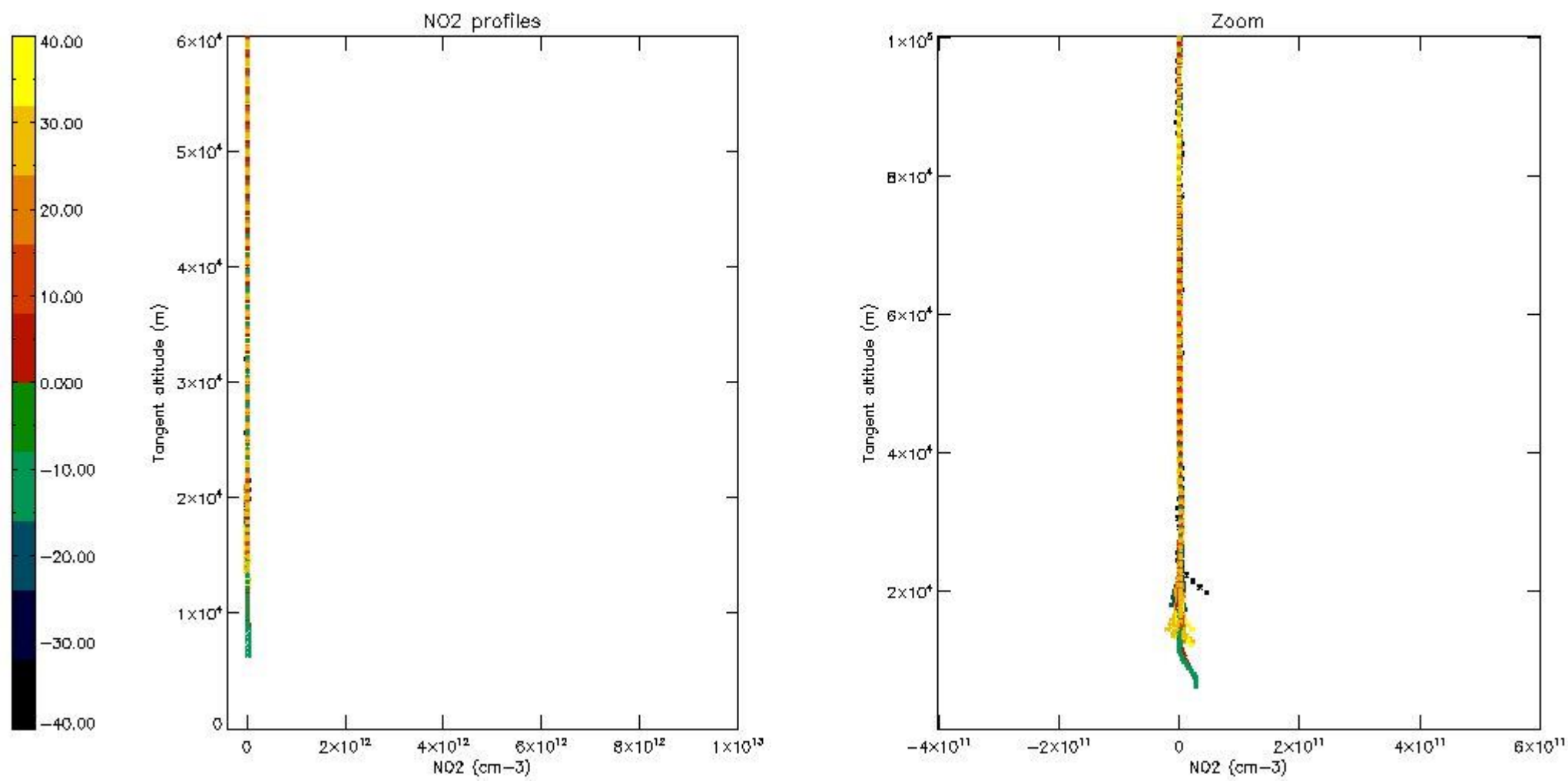
5.5 Plot ozone profiles where STD < 5% (dark without errors)

The colorbar represents the latitude.



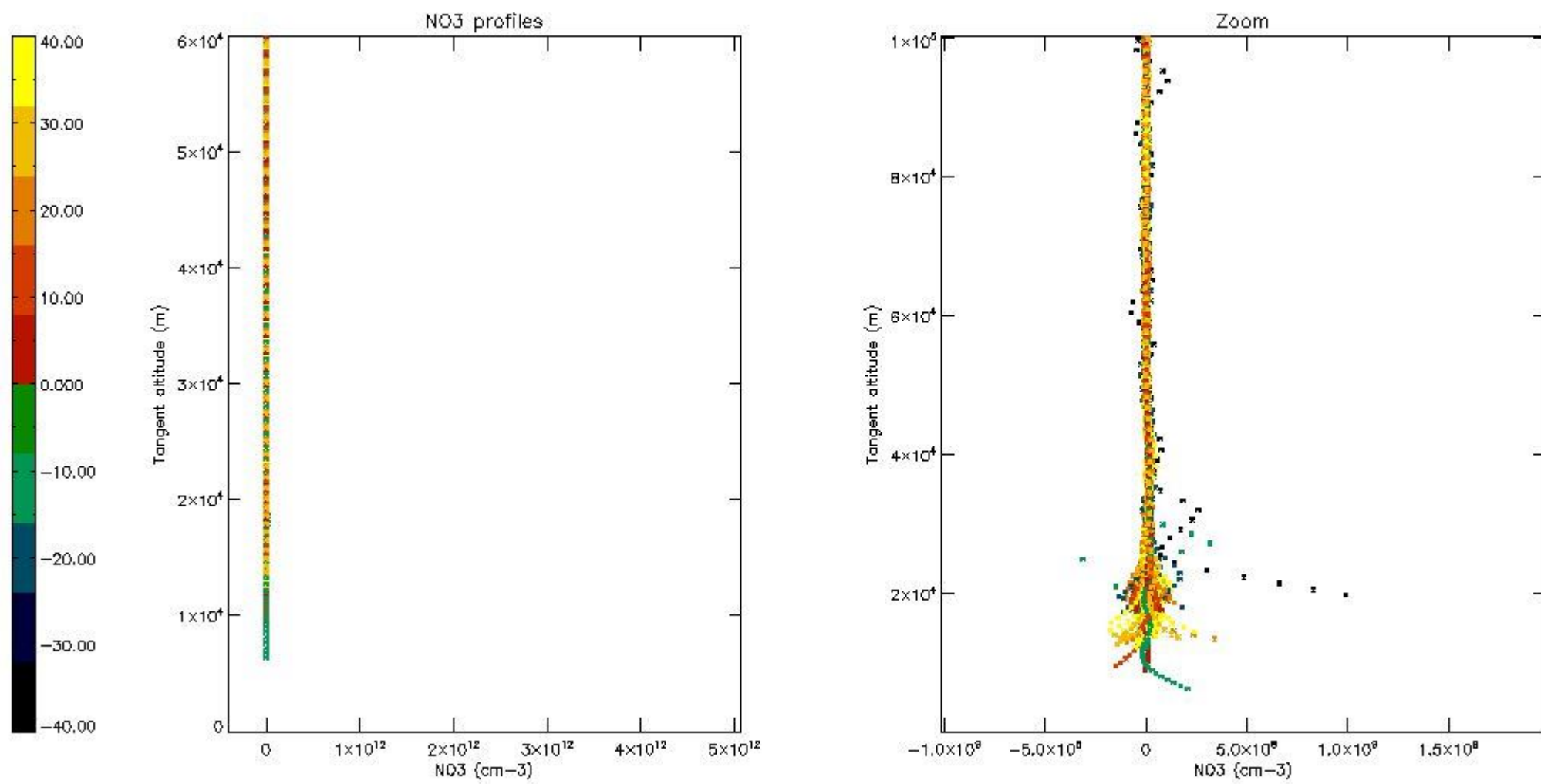
5.6 Plot NO₂ profiles for all STD (dark without errors)

The colorbar represents the latitude.



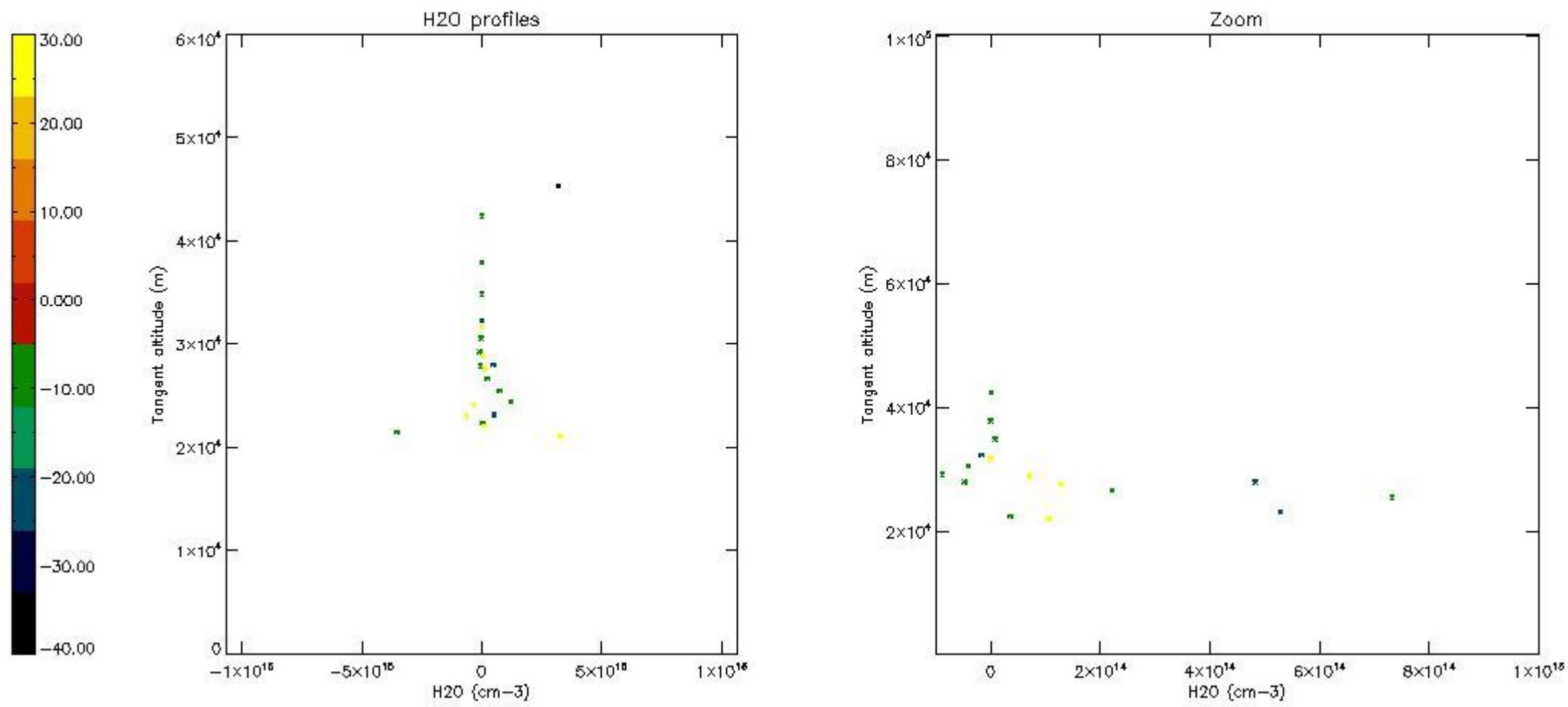
5.7 Plot NO3 profiles for all STD (dark without errors)

The colorbar represents the latitude.



5.8 Plot H2O profiles for all STD (only for occultations of stars 1,2,3,4,13,14,16,26,63 dark without errors)

The colorbar represents the latitude.



6. Auxiliary Data Files used for the production reported in section 2

The number reported in the third column indicates since which file (see list in section 2) the corresponding auxiliary file has been used. The fourth column is the date of those product files.

Type	Auxiliary Filename	Used since product	Used since product date
INST_PHYS_CHARACTERISTICS	GOM_INS_AXVIEC20091111_143220_20030716_120000_20500101_000000	1	21-JAN-2006 00:00:50
LEVEL-2_PROC_CONFIG	GOM_PR2_AXVIEC20091111_152718_20020301_000000_20500101_000000	1	21-JAN-2006 00:00:50
CROSS_SECTIONS_FILE	GOM_CRS_AXVIEC20091111_154832_20020301_000000_20500101_000000	1	21-JAN-2006 00:00:50

GOMOS Level 2 Daily Report

SUMMARY

[1. General Info](#)

[2. Summary of processed GOM_NL_2P products](#)

[3. Level 2 Quality information per product](#)

[3.1 Plot of level 2 quality information per product \(time dependant\)](#)

[3.2 Plot of level 2 quality information per product \(world map\)](#)

[4. Level 1 Quality information per product \(stored on level 2 products\)](#)

[4.1 Plot of level 1 quality information per product \(time dependant\)](#)

[4.1.1 Plot of level 1 quality information per product \(time dependant\): ASCENDING](#)

[4.1.2 Plot of level 1 quality information per product \(time dependant\): DESCENDING](#)

[4.2 Plot of level 1 quality information per product \(world map\)](#)

[4.2.1 Plot of level 1 quality information per product \(world map\): ASCENDING](#)

[4.2.2 Plot of level 1 quality information per product \(world map\): DESCENDING](#)

[5. Ozone profiles based on quality statistics and other trace gas profiles](#)

[5.1 Ozone statistics based on quality of products](#)

[5.2 Plot ozone profiles for all STD \(dark without errors\)](#)

[5.3 Plot ozone profiles where STD < 20% \(dark without errors\)](#)

[5.4. Plot ozone profiles where STD < 10% \(dark without errors\)](#)

[5.5. Plot ozone profiles where STD < 5% \(dark without errors\)](#)

[5.6 Plot NO2 profiles for all STD \(dark without errors\)](#)

[5.7 Plot NO3 profiles for all STD \(dark without errors\)](#)

[5.8 Plot H2O profiles \(only for occultations of stars 1,2,3,4,13,14,16,26,63 dark without errors\) for all STD](#)

[6. Auxiliary Data Files used for the production reported in section 2](#)

This report presents the daily analysis on parameters extracted from GOMOS level 2 data (GOM_NL__2P). It is intended to monitor some important parameters that will impact the quality of these products. A list of level 2 products (and content) that have arrived during the reporting day to the PCF is also given.

Item	Value
Time of report generation	22APR2013 14:42:41
Data source version	GOMOS/6.01
Start time of products	21-01-2006 (21JAN2006 00:00:00)
Stop time of products	22-01-2006 (22JAN2006 00:00:00)
Store outputs in DB	Yes
Nb of level 2 prods	328
Nb of prods with errors	0

2. Summary of processed GOM_NL__2P products.

Nr	Filename	UTC Start time	Limb	Duration	Star Id	Star Name	Star Mag	Star Temp	Nb Meas	Orbit	Prod. error
1	GOM_NL__2PRFIN20060121_000050_000000412044_00259_20353_7925.N1	21-JAN-2006 00:00:50	Bright	40.500	98	13Zet Oph	2.5710	30000.	81	20353	No
2	GOM_NL__2PRFIN20060121_000519_000000512044_00259_20353_7926.N1	21-JAN-2006 00:05:19	Twilight	51.000	16	21Alp Sco	1.0200	3000.0	102	20353	No
3	GOM_NL__2PRFIN20060121_000651_000000422044_00259_20353_7927.N1	21-JAN-2006 00:06:51	Twilight	41.500	75	26Eps Sco	2.2910	4250.0	83	20353	No
4	GOM_NL__2PRFIN20060121_001513_000000392044_00260_20354_7924.N1	21-JAN-2006 00:15:13	Dark	38.500	134	Bet TrA	2.8100	6600.0	77	20354	No
5	GOM_NL__2PRFIN20060121_001730_000000412044_00260_20354_7925.N1	21-JAN-2006 00:17:30	Dark	40.500	10	Bet Cen	0.61000	28000.	81	20354	No
6	GOM_NL__2PRFIN20060121_002515_000000382044_00260_20354_7926.N1	21-JAN-2006 00:25:15	Dark	38.000	29	Bet Car	1.6720	10200.	76	20354	No
7	GOM_NL__2PRFIN20060121_002720_000000402044_00260_20354_7927.N1	21-JAN-2006 00:27:20	Dark	39.500	71	lot Car	2.2460	7700.0	79	20354	No
8	GOM_NL__2PRFIN20060121_002910_000000422044_00260_20354_7928.N1	21-JAN-2006 00:29:10	Dark	42.000	46	Del Vel	1.9540	10600.	84	20354	No
9	GOM_NL__2PRFIN20060121_003149_000000402044_00260_20354_7929.N1	21-JAN-2006 00:31:49	Dark	40.000	34	Gam2Vel	1.7930	23000.	80	20354	No
10	GOM_NL__2PRFIN20060121_003357_000000412044_00260_20354_7930.N1	21-JAN-2006 00:33:57	Straylight	41.000	70	Zet Pup	2.2460	39000.	82	20354	No
11	GOM_NL__2PRFIN20060121_003530_000000432044_00260_20354_7931.N1	21-JAN-2006 00:35:30	Straylight	42.500	117	Pi Pup	2.7060	3800.0	85	20354	No
12	GOM_NL__2PRFIN20060121_003800_000000412044_00260_20354_7932.N1	21-JAN-2006 00:38:00	Straylight	40.500	23	21Eps CMa	1.5020	26000.	81	20354	No
13	GOM_NL__2PRFIN20060121_003923_000000382044_00260_20354_7933.N1	21-JAN-2006 00:39:23	Straylight	38.000	179	24Omi2CMa	3.0320	24000.	76	20354	No
14	GOM_NL__2PRFIN20060121_004134_000000442044_00260_20354_7934.N1	21-JAN-2006 00:41:34	Straylight	44.000	1	9Alp CMa	-1.4400	11000.	88	20354	No
15	GOM_NL__2PRFIN20060121_004407_000000422044_00260_20354_7935.N1	21-JAN-2006 00:44:07	Straylight	41.500	56	53Kap Ori	2.0650	30000.	83	20354	No
16	GOM_NL__2PRFIN20060121_004620_000000422044_00260_20354_7936.N1	21-JAN-2006 00:46:20	Tw_and_stray	41.500	33	50Zet Ori	1.7660	30000.	83	20354	No
17	GOM_NL__2PRFIN20060121_004844_000000512044_00260_20354_7937.N1	21-JAN-2006 00:48:44	Tw_and_stray	50.500	14	58Alp Ori	0.87000	3000.0	101	20354	No
18	GOM_NL__2PRFIN20060121_005101_000000452044_00260_20354_7938.N1	21-JAN-2006 00:51:01	Bright	45.000	44	24Gam Gem	1.9280	11000.	90	20354	No
19	GOM_NL__2PRFIN20060121_005246_000000382044_00260_20354_7939.N1	21-JAN-2006 00:52:46	Bright	37.500	151	13Mu Gem	2.8900	3000.0	75	20354	No
20	GOM_NL__2PRFIN20060121_005454_000000372044_00260_20354_7940.N1	21-JAN-2006 00:54:54	Bright	36.500	28	12Bet Tau	1.6500	15200.	73	20354	No
21	GOM_NL__2PRFIN20060121_005657_000000342044_00260_20354_7941.N1	21-JAN-2006 00:56:57	Bright	34.000	107	37The Aur	2.6490	11000.	68	20354	No
22	GOM_NL__2PRFIN20060121_005907_000000342044_00260_20354_7942.N1	21-JAN-2006 00:59:07	Bright	34.000	42	34Bet Aur	1.9000	10200.	68	20354	No
23	GOM_NL__2PRFIN20060121_011140_000000362044_00260_20354_7943.N1	21-JAN-2006 01:11:40	Bright	36.000	49	1Alp UMi	1.9900	6300.0	72	20354	No
24	GOM_NL__2PRFIN20060121_012237_000000362044_00260_20354_7944.N1	21-JAN-2006 01:22:37	Bright	36.000	130	23Bet Dra	2.7990	5800.0	72	20354	No
25	GOM_NL__2PRFIN20060121_012554_000000352044_00260_20354_7945.N1	21-JAN-2006 01:25:54	Bright	34.500	5	3Alp Lyr	0.033000	11000.	69	20354	No
26	GOM_NL__2PRFIN20060121_013352_000000342044_00260_20354_7946.N1	21-JAN-2006 01:33:52	Bright	34.000	59	55Alp Oph	2.0800	8900.0	68	20354	No
27	GOM_NL__2PRFIN20060121_013559_000000332044_00260_20354_7947.N1	21-JAN-2006 01:35:59	Bright	33.000	126	60Bet Oph	2.7700	4250.0	66	20354	No
28	GOM_NL__2PRFIN20060121_014126_000000412044_00260_20354_7948.N1	21-JAN-2006 01:41:26	Bright	40.500	98	13Zet Oph	2.5710	30000.	81	20354	No
29	GOM_NL__2PRFIN20060121_014555_000000552044_00260_20354_7949.N1	21-JAN-2006 01:45:55	Twilight	55.000	16	21Alp Sco	1.0200	3000.0	110	20354	No
30	GOM_NL__2PRFIN20060121_014728_000000412044_00260_20354_7950.N1	21-JAN-2006 01:47:28	Twilight	41.000	75	26Eps Sco	2.2910	4250.0	82	20354	No
31	GOM_NL__2PRFIN20060121_015122_000000402044_00260_20354_7951.N1	21-JAN-2006 01:51:22	Dark	39.500	131	Gam Lup	2.8000	26000.	79	20354	No
32	GOM_NL__2PRFIN20060121_015549_000000382044_00261_20355_7900.N1	21-JAN-2006 01:55:49	Dark	38.000	134	Bet TrA	2.8100	6600.0	76	20355	No
33	GOM_NL__2PRFIN20060121_015807_000000392044_00261_20355_7901.N1	21-JAN-2006 01:58:07	Dark	39.000	10	Bet Cen	0.61000	28000.	78	20355	No
34	GOM_NL__2PRFIN20060121_020551_000000452044_00261_20355_7902.N1	21-JAN-2006 02:05:51	Dark	45.000	29	Bet Car	1.6720	10200.	90	20355	No
35	GOM_NL__2PRFIN20060121_020757_000000432044_00261_20355_7903.N1	21-JAN-2006 02:07:57	Dark	43.000	71	lot Car	2.2460	7700.0	86	20355	No
36	GOM_NL__2PRFIN20060121_020947_000000432044_00261_20355_7904.N1	21-JAN-2006 02:09:47	Dark	42.500	46	Del Vel	1.9540	10600.	85	20355	No
37	GOM_NL__2PRFIN20060121_021226_000000392044_00261_20355_7905.N1	21-JAN-2006 02:12:26	Dark	38.500	34	Gam2Vel	1.7930	23000.	77	20355	No
38	GOM_NL__2PRFIN20060121_021433_000000442044_00261_20355_7906.N1	21-JAN-2006 02:14:33	Straylight	43.500	70	Zet Pup	2.2460	39000.	87	20355	No
39	GOM_NL__2PRFIN20060121_021606_000000422044_00261_20355_7907.N1	21-JAN-2006 02:16:06	Straylight	41.500	117	Pi Pup	2.7060	3800.0	83	20355	No
40	GOM_NL__2PRFIN20060121_021836_000000432044_00261_20355_7908.N1	21-JAN-2006 02:18:36	Straylight	43.000	23	21Eps CMa	1.5020	26000.	86	20355	No
41	GOM_NL__2PRFIN20060121_022000_000000382044_00261_20355_7909.N1	21-JAN-2006 02:20:00	Straylight	37.500	179	24Omi2CMa	3.0320	24000.	75	20355	No
42	GOM_NL__2PRFIN20060121_022210_000000472044_00261_20355_7910.N1	21-JAN-2006 02:22:10	Straylight	46.500	1	9Alp CMa	-1.4400	11000.	93	20355	No

43	GOM_NL__2PRFIN20060121_022443_000000412044_00261_20355_7911.N1	21-JAN-2006 02:24:43	Straylight	40.500	56	53Kap Ori	2.0650	30000.	81	20355	No
44	GOM_NL__2PRFIN20060121_022656_000000412044_00261_20355_7912.N1	21-JAN-2006 02:26:56	Twl_and_stray	40.500	33	50Zet Ori	1.7660	30000.	81	20355	No
45	GOM_NL__2PRFIN20060121_022920_000000512044_00261_20355_7913.N1	21-JAN-2006 02:29:20	Twl_and_stray	50.500	14	58Alp Ori	0.87000	3000.0	101	20355	No
46	GOM_NL__2PRFIN20060121_023136_000000472044_00261_20355_7914.N1	21-JAN-2006 02:31:36	Bright	47.000	44	24Gam Gem	1.9280	11000.	94	20355	No
47	GOM_NL__2PRFIN20060121_023322_000000392044_00261_20355_7915.N1	21-JAN-2006 02:33:22	Bright	39.000	151	13Mu Gem	2.8900	3000.0	78	20355	No
48	GOM_NL__2PRFIN20060121_023530_000000372044_00261_20355_7916.N1	21-JAN-2006 02:35:30	Bright	36.500	28	12Bet Tau	1.6500	15200.	73	20355	No
49	GOM_NL__2PRFIN20060121_023733_000000362044_00261_20355_7917.N1	21-JAN-2006 02:37:33	Bright	36.000	107	37The Aur	2.6490	11000.	72	20355	No
50	GOM_NL__2PRFIN20060121_023943_000000362044_00261_20355_7918.N1	21-JAN-2006 02:39:43	Bright	36.000	42	34Bet Aur	1.9000	10200.	72	20355	No
51	GOM_NL__2PRFIN20060121_025216_000000332044_00261_20355_7919.N1	21-JAN-2006 02:52:16	Bright	32.500	49	1Alp UMi	1.9900	6300.0	65	20355	No
52	GOM_NL__2PRFIN20060121_030313_000000372044_00261_20355_7920.N1	21-JAN-2006 03:03:13	Bright	37.000	130	23Bet Dra	2.7990	5800.0	74	20355	No
53	GOM_NL__2PRFIN20060121_030630_000000332044_00261_20355_7921.N1	21-JAN-2006 03:06:30	Bright	32.500	5	3Alp Lyr	0.033000	11000.	65	20355	No
54	GOM_NL__2PRFIN20060121_031428_000000342044_00261_20355_7922.N1	21-JAN-2006 03:14:28	Bright	34.000	59	55Alp Oph	2.0800	8900.0	68	20355	No
55	GOM_NL__2PRFIN20060121_031635_000000342044_00261_20355_7923.N1	21-JAN-2006 03:16:35	Bright	33.500	126	60Bet Oph	2.7700	4250.0	67	20355	No
56	GOM_NL__2PRFIN20060121_033844_000000412044_00262_20356_7901.N1	21-JAN-2006 03:38:44	Dark	41.000	10	Bet Cen	0.61000	28000.	82	20356	No
57	GOM_NL__2PRFIN20060121_034627_000000362044_00262_20356_7902.N1	21-JAN-2006 03:46:27	Dark	36.000	29	Bet Car	1.6720	10200.	72	20356	No
58	GOM_NL__2PRFIN20060121_034833_000000382044_00262_20356_7903.N1	21-JAN-2006 03:48:33	Dark	38.000	71	lot Car	2.2460	7700.0	76	20356	No
59	GOM_NL__2PRFIN20060121_035023_000000392044_00262_20356_7904.N1	21-JAN-2006 03:50:23	Dark	38.500	46	Del Vel	1.9540	10600.	77	20356	No
60	GOM_NL__2PRFIN20060121_035302_000000402044_00262_20356_7905.N1	21-JAN-2006 03:53:02	Dark	40.000	34	Gam2Vel	1.7930	23000.	80	20356	No
61	GOM_NL__2PRFIN20060121_035509_000000402044_00262_20356_7906.N1	21-JAN-2006 03:55:09	Straylight	39.500	70	Zet Pup	2.2460	39000.	79	20356	No
62	GOM_NL__2PRFIN20060121_035642_000000442044_00262_20356_7907.N1	21-JAN-2006 03:56:42	Straylight	44.000	117	Pi Pup	2.7060	3800.0	88	20356	No
63	GOM_NL__2PRFIN20060121_035912_000000412044_00262_20356_7908.N1	21-JAN-2006 03:59:12	Straylight	41.000	23	21Eps CMa	1.5020	26000.	82	20356	No
64	GOM_NL__2PRFIN20060121_040036_000000392044_00262_20356_7909.N1	21-JAN-2006 04:00:36	Straylight	38.500	179	24Omi2CMa	3.0320	24000.	77	20356	No
65	GOM_NL__2PRFIN20060121_040247_000000432044_00262_20356_7910.N1	21-JAN-2006 04:02:47	Straylight	43.000	1	9Alp CMa	-1.4400	11000.	86	20356	No
66	GOM_NL__2PRFIN20060121_040519_000000422044_00262_20356_7911.N1	21-JAN-2006 04:05:19	Straylight	41.500	56	53Kap Ori	2.0650	30000.	83	20356	No
67	GOM_NL__2PRFIN20060121_040732_000000392044_00262_20356_7912.N1	21-JAN-2006 04:07:32	Twl_and_stray	38.500	33	50Zet Ori	1.7660	30000.	77	20356	No
68	GOM_NL__2PRFIN20060121_040957_000000522044_00262_20356_7913.N1	21-JAN-2006 04:09:57	Twl_and_stray	52.000	14	58Alp Ori	0.87000	3000.0	104	20356	No
69	GOM_NL__2PRFIN20060121_041213_000000472044_00262_20356_7914.N1	21-JAN-2006 04:12:13	Bright	46.500	44	24Gam Gem	1.9280	11000.	93	20356	No
70	GOM_NL__2PRFIN20060121_041358_000000402044_00262_20356_7915.N1	21-JAN-2006 04:13:58	Bright	39.500	151	13Mu Gem	2.8900	3000.0	79	20356	No
71	GOM_NL__2PRFIN20060121_041606_000000382044_00262_20356_7916.N1	21-JAN-2006 04:16:06	Bright	37.500	28	12Bet Tau	1.6500	15200.	75	20356	No
72	GOM_NL__2PRFIN20060121_041810_000000362044_00262_20356_7917.N1	21-JAN-2006 04:18:10	Bright	35.500	107	37The Aur	2.6490	11000.	71	20356	No
73	GOM_NL__2PRFIN20060121_042019_000000362044_00262_20356_7918.N1	21-JAN-2006 04:20:19	Bright	35.500	42	34Bet Aur	1.9000	10200.	71	20356	No
74	GOM_NL__2PRFIN20060121_043252_000000352044_00262_20356_7919.N1	21-JAN-2006 04:32:52	Bright	35.000	49	1Alp UMi	1.9900	6300.0	70	20356	No
75	GOM_NL__2PRFIN20060121_044349_000000342044_00262_20356_7920.N1	21-JAN-2006 04:43:49	Bright	34.000	130	23Bet Dra	2.7990	5800.0	68	20356	No
76	GOM_NL__2PRFIN20060121_044706_000000342044_00262_20356_7921.N1	21-JAN-2006 04:47:06	Bright	33.500	5	3Alp Lyr	0.033000	11000.	67	20356	No
77	GOM_NL__2PRFIN20060121_045504_000000342044_00262_20356_7922.N1	21-JAN-2006 04:55:04	Bright	34.000	59	55Alp Oph	2.0800	8900.0	68	20356	No
78	GOM_NL__2PRFIN20060121_045711_000000342044_00262_20356_7923.N1	21-JAN-2006 04:57:11	Bright	33.500	126	60Bet Oph	2.7700	4250.0	67	20356	No
79	GOM_NL__2PRFIN20060121_052910_000000392044_00263_20357_7902.N1	21-JAN-2006 05:29:10	Dark	38.500	71	lot Car	2.2460	7700.0	77	20357	No
80	GOM_NL__2PRFIN20060121_053059_000000432044_00263_20357_7903.N1	21-JAN-2006 05:30:59	Dark	42.500	46	Del Vel	1.9540	10600.	85	20357	No
81	GOM_NL__2PRFIN20060121_053338_000000402044_00263_20357_7904.N1	21-JAN-2006 05:33:38	Dark	39.500	34	Gam2Vel	1.7930	23000.	79	20357	No
82	GOM_NL__2PRFIN20060121_053545_000000402044_00263_20357_7905.N1	21-JAN-2006 05:35:45	Straylight	39.500	70	Zet Pup	2.2460	39000.	79	20357	No
83	GOM_NL__2PRFIN20060121_053719_000000422044_00263_20357_7906.N1	21-JAN-2006 05:37:19	Straylight	42.000	117	Pi Pup	2.7060	3800.0	84	20357	No
84	GOM_NL__2PRFIN20060121_053948_000000402044_00263_20357_7907.N1	21-JAN-2006 05:39:48	Straylight	39.500	23	21Eps CMa	1.5020	26000.	79	20357	No
85	GOM_NL__2PRFIN20060121_054112_000000392044_00263_20357_7908.N1	21-JAN-2006 05:41:12	Straylight	38.500	179	24Omi2CMa	3.0320	24000.	77	20357	No
86	GOM_NL__2PRFIN20060121_054323_000000452044_00263_20357_7909.N1	21-JAN-2006 05:43:23	Straylight	44.500	1	9Alp CMa	-1.4400	11000.	89	20357	No
87	GOM_NL__2PRFIN20060121_054555_000000382044_00263_20357_7910.N1	21-JAN-2006 05:45:55	Straylight	37.500	56	53Kap Ori	2.0650	30000.	75	20357	No
88	GOM_NL__2PRFIN20060121_054809_000000402044_00263_20357_7911.N1	21-JAN-2006 05:48:09	Twl_and_stray	40.000	33	50Zet Ori	1.7660	30000.	80	20357	No
89	GOM_NL__2PRFIN20060121_055033_000000462044_00263_20357_7912.N1	21-JAN-2006 05:50:33	Twl_and_stray	46.000	14	58Alp Ori	0.87000	3000.0	92	20357	No
90	GOM_NL__2PRFIN20060121_055249_000000462044_00263_20357_7913.N1	21-JAN-2006 05:52:49	Bright	46.000	44	24Gam Gem	1.9280	11000.	92	20357	No
91	GOM_NL__2PRFIN20060121_055434_000000402044_00263_20357_7914.N1	21-JAN-2006 05:54:34	Bright	40.000	151	13Mu Gem	2.8900	3000.0	80	20357	No
92	GOM_NL__2PRFIN20060121_055643_000000372044_00263_20357_7915.N1	21-JAN-2006 05:56:43	Bright	36.500	28	12Bet Tau	1.6500	15200.	73	20357	No
93	GOM_NL__2PRFIN20060121_055846_000000342044_00263_20357_7916.N1	21-JAN-2006 05:58:46	Bright	34.000	107	37The Aur	2.6490	11000.	68	20357	No
94	GOM_NL__2PRFIN20060121_060055_000000362044_00263_20357_7917.N1	21-JAN-2006 06:00:55	Bright	35.500	42	34Bet Aur	1.9000	10200.	71	20357	No
95	GOM_NL__2PRFIN20060121_061328_000000342044_00263_20357_7918.N1	21-JAN-2006 06:13:28	Bright	34.000	49	1Alp UMi	1.9900	6300.0	68	20357	No
96	GOM_NL__2PRFIN20060121_062425_000000362044_00263_20357_7919.N1	21-JAN-2006 06:24:25	Bright	36.000	130	23Bet Dra	2.7990	5800.0	72	20357	No
97	GOM_NL__2PRFIN20060121_062742_000000342044_00263_20357_7920.N1	21-JAN-2006 06:27:42	Bright	33.500	5	3Alp Lyr	0.033000	11000.	67	20357	No
98	GOM_NL__2PRFIN20060121_063541_000000342044_00263_20357_7921.N1	21-JAN-2006 06:35:41	Bright	34.000	59	55Alp Oph	2.0800	8900.0	68	20357	No
99	GOM_NL__2PRFIN20060121_063747_000000342044_00263_20357_7922.N1	21-JAN-2006 06:37:47	Bright	33.500	126	60Bet Oph	2.7700	4250.0	67	20357	No
100	GOM_NL__2PRFIN20060121_070946_000000432044_00264_20358_7903.N1	21-JAN-2006 07:09:46	Dark	42.500	71	lot Car	2.2460	7700.0	85	20358	No
101	GOM_NL__2PRFIN20060121_071136_000000442044_00264_20358_7904.N1	21-JAN-2006 07:11:36	Dark	43.500	46	Del Vel	1.9540	10600.	87	20358	No

102	GOM_NL__2PRFIN20060121_071415_000000432044_00264_20358_7905.N1	21-JAN-2006 07:14:15	Dark	42.500	34	Gam2Vel	1.7930	23000.	85	20358	No
103	GOM_NL__2PRFIN20060121_071622_000000402044_00264_20358_7906.N1	21-JAN-2006 07:16:22	Straylight	40.000	70	Zet Pup	2.2460	39000.	80	20358	No
104	GOM_NL__2PRFIN20060121_071755_000000412044_00264_20358_7907.N1	21-JAN-2006 07:17:55	Straylight	40.500	117	Pi Pup	2.7060	3800.0	81	20358	No
105	GOM_NL__2PRFIN20060121_072025_000000402044_00264_20358_7908.N1	21-JAN-2006 07:20:25	Straylight	40.000	23	21Eps CMa	1.5020	26000.	80	20358	No
106	GOM_NL__2PRFIN20060121_072148_000000402044_00264_20358_7909.N1	21-JAN-2006 07:21:48	Straylight	40.000	179	24Omi2CMa	3.0320	24000.	80	20358	No
107	GOM_NL__2PRFIN20060121_072359_000000452044_00264_20358_7910.N1	21-JAN-2006 07:23:59	Straylight	45.000	1	9Alp CMa	-1.4400	11000.	90	20358	No
108	GOM_NL__2PRFIN20060121_072631_000000382044_00264_20358_7911.N1	21-JAN-2006 07:26:31	Straylight	38.000	56	53Kap Ori	2.0650	30000.	76	20358	No
109	GOM_NL__2PRFIN20060121_072845_000000422044_00264_20358_7912.N1	21-JAN-2006 07:28:45	Tw_i_and_stray	41.500	33	50Zet Ori	1.7660	30000.	83	20358	No
110	GOM_NL__2PRFIN20060121_073109_000000512044_00264_20358_7913.N1	21-JAN-2006 07:31:09	Tw_i_and_stray	51.000	14	58Alp Ori	0.87000	3000.0	102	20358	No
111	GOM_NL__2PRFIN20060121_073325_000000432044_00264_20358_7914.N1	21-JAN-2006 07:33:25	Bright	43.000	44	24Gam Gem	1.9280	11000.	86	20358	No
112	GOM_NL__2PRFIN20060121_073510_000000392044_00264_20358_7915.N1	21-JAN-2006 07:35:10	Bright	39.000	151	13Mu Gem	2.8900	3000.0	78	20358	No
113	GOM_NL__2PRFIN20060121_073719_000000372044_00264_20358_7916.N1	21-JAN-2006 07:37:19	Bright	36.500	28	12Bet Tau	1.6500	15200.	73	20358	No
114	GOM_NL__2PRFIN20060121_073922_000000332044_00264_20358_7917.N1	21-JAN-2006 07:39:22	Bright	33.000	107	37The Aur	2.6490	11000.	66	20358	No
115	GOM_NL__2PRFIN20060121_074131_000000362044_00264_20358_7918.N1	21-JAN-2006 07:41:31	Bright	35.500	42	34Bet Aur	1.9000	10200.	71	20358	No
116	GOM_NL__2PRFIN20060121_075404_000000352044_00264_20358_7919.N1	21-JAN-2006 07:54:04	Bright	34.500	49	1Alp UMi	1.9900	6300.0	69	20358	No
117	GOM_NL__2PRFIN20060121_080501_000000352044_00264_20358_7920.N1	21-JAN-2006 08:05:01	Bright	34.500	130	23Bet Dra	2.7990	5800.0	69	20358	No
118	GOM_NL__2PRFIN20060121_080818_000000342044_00264_20358_7921.N1	21-JAN-2006 08:08:18	Bright	34.000	5	3Alp Lyr	0.033000	11000.	68	20358	No
119	GOM_NL__2PRFIN20060121_081617_000000342044_00264_20358_7922.N1	21-JAN-2006 08:16:17	Bright	34.000	59	55Alp Oph	2.0800	8900.0	68	20358	No
120	GOM_NL__2PRFIN20060121_081823_000000342044_00264_20358_7923.N1	21-JAN-2006 08:18:23	Bright	33.500	126	60Bet Oph	2.7700	4250.0	67	20358	No
121	GOM_NL__2PRFIN20060121_083814_000000372044_00265_20359_7904.N1	21-JAN-2006 08:38:14	Dark	37.000	134	Bet TrA	2.8100	6600.0	74	20359	No
122	GOM_NL__2PRFIN20060121_084033_000000402044_00265_20359_7905.N1	21-JAN-2006 08:40:33	Dark	39.500	10	Bet Cen	0.61000	28000.	79	20359	No
123	GOM_NL__2PRFIN20060121_084401_000000482044_00265_20359_7906.N1	21-JAN-2006 08:44:01	Dark	48.000	12	Alp1Cru	0.77500	30000.	96	20359	No
124	GOM_NL__2PRFIN20060121_084816_000000382044_00265_20359_7907.N1	21-JAN-2006 08:48:16	Dark	38.000	29	Bet Car	1.6720	10200.	76	20359	No
125	GOM_NL__2PRFIN20060121_085022_000000432044_00265_20359_7908.N1	21-JAN-2006 08:50:22	Dark	43.000	71	lot Car	2.2460	7700.0	86	20359	No
126	GOM_NL__2PRFIN20060121_085212_000000442044_00265_20359_7909.N1	21-JAN-2006 08:52:12	Dark	43.500	46	Del Vel	1.9540	10600.	87	20359	No
127	GOM_NL__2PRFIN20060121_085451_000000412044_00265_20359_7910.N1	21-JAN-2006 08:54:51	Dark	41.000	34	Gam2Vel	1.7930	23000.	82	20359	No
128	GOM_NL__2PRFIN20060121_085658_000000402044_00265_20359_7911.N1	21-JAN-2006 08:56:58	Straylight	40.000	70	Zet Pup	2.2460	39000.	80	20359	No
129	GOM_NL__2PRFIN20060121_085831_000000402044_00265_20359_7912.N1	21-JAN-2006 08:58:31	Straylight	40.000	117	Pi Pup	2.7060	3800.0	80	20359	No
130	GOM_NL__2PRFIN20060121_090101_000000412044_00265_20359_7913.N1	21-JAN-2006 09:01:01	Straylight	41.000	23	21Eps CMa	1.5020	26000.	82	20359	No
131	GOM_NL__2PRFIN20060121_090224_000000362044_00265_20359_7914.N1	21-JAN-2006 09:02:24	Straylight	36.000	179	24Omi2CMa	3.0320	24000.	72	20359	No
132	GOM_NL__2PRFIN20060121_090435_000000492044_00265_20359_7915.N1	21-JAN-2006 09:04:35	Straylight	49.000	1	9Alp CMa	-1.4400	11000.	98	20359	No
133	GOM_NL__2PRFIN20060121_090707_000000412044_00265_20359_7916.N1	21-JAN-2006 09:07:07	Straylight	41.000	56	53Kap Ori	2.0650	30000.	82	20359	No
134	GOM_NL__2PRFIN20060121_090921_000000402044_00265_20359_7917.N1	21-JAN-2006 09:09:21	Tw_i_and_stray	40.000	33	50Zet Ori	1.7660	30000.	80	20359	No
135	GOM_NL__2PRFIN20060121_091145_000000522044_00265_20359_7918.N1	21-JAN-2006 09:11:45	Tw_i_and_stray	52.000	14	58Alp Ori	0.87000	3000.0	104	20359	No
136	GOM_NL__2PRFIN20060121_091401_000000522044_00265_20359_7919.N1	21-JAN-2006 09:14:01	Bright	52.000	44	24Gam Gem	1.9280	11000.	104	20359	No
137	GOM_NL__2PRFIN20060121_091546_000000392044_00265_20359_7920.N1	21-JAN-2006 09:15:46	Bright	38.500	151	13Mu Gem	2.8900	3000.0	77	20359	No
138	GOM_NL__2PRFIN20060121_091755_000000372044_00265_20359_7921.N1	21-JAN-2006 09:17:55	Bright	36.500	28	12Bet Tau	1.6500	15200.	73	20359	No
139	GOM_NL__2PRFIN20060121_091958_000000352044_00265_20359_7922.N1	21-JAN-2006 09:19:58	Bright	35.000	107	37The Aur	2.6490	11000.	70	20359	No
140	GOM_NL__2PRFIN20060121_092207_000000352044_00265_20359_7923.N1	21-JAN-2006 09:22:07	Bright	34.500	42	34Bet Aur	1.9000	10200.	69	20359	No
141	GOM_NL__2PRFIN20060121_093440_000000372044_00265_20359_7924.N1	21-JAN-2006 09:34:40	Bright	36.500	49	1Alp UMi	1.9900	6300.0	73	20359	No
142	GOM_NL__2PRFIN20060121_094537_000000372044_00265_20359_7925.N1	21-JAN-2006 09:45:37	Bright	37.000	130	23Bet Dra	2.7990	5800.0	74	20359	No
143	GOM_NL__2PRFIN20060121_094854_000000362044_00265_20359_7926.N1	21-JAN-2006 09:48:54	Bright	36.000	5	3Alp Lyr	0.033000	11000.	72	20359	No
144	GOM_NL__2PRFIN20060121_095653_000000352044_00265_20359_7927.N1	21-JAN-2006 09:56:53	Bright	34.500	59	55Alp Oph	2.0800	8900.0	69	20359	No
145	GOM_NL__2PRFIN20060121_095859_000000342044_00265_20359_7928.N1	21-JAN-2006 09:58:59	Bright	34.000	126	60Bet Oph	2.7700	4250.0	68	20359	No
146	GOM_NL__2PRFIN20060121_101850_000000372044_00266_20360_7905.N1	21-JAN-2006 10:18:50	Dark	37.000	134	Bet TrA	2.8100	6600.0	74	20360	No
147	GOM_NL__2PRFIN20060121_102110_000000452044_00266_20360_7906.N1	21-JAN-2006 10:21:10	Dark	44.500	10	Bet Cen	0.61000	28000.	89	20360	No
148	GOM_NL__2PRFIN20060121_102437_000000412044_00266_20360_7907.N1	21-JAN-2006 10:24:37	Dark	41.000	12	Alp1Cru	0.77500	30000.	82	20360	No
149	GOM_NL__2PRFIN20060121_102852_000000362044_00266_20360_7908.N1	21-JAN-2006 10:28:52	Dark	36.000	29	Bet Car	1.6720	10200.	72	20360	No
150	GOM_NL__2PRFIN20060121_103059_000000392044_00266_20360_7909.N1	21-JAN-2006 10:30:59	Dark	39.000	71	lot Car	2.2460	7700.0	78	20360	No
151	GOM_NL__2PRFIN20060121_103248_000000382044_00266_20360_7910.N1	21-JAN-2006 10:32:48	Dark	38.000	46	Del Vel	1.9540	10600.	76	20360	No
152	GOM_NL__2PRFIN20060121_103527_000000432044_00266_20360_7911.N1	21-JAN-2006 10:35:27	Dark	43.000	34	Gam2Vel	1.7930	23000.	86	20360	No
153	GOM_NL__2PRFIN20060121_103734_000000392044_00266_20360_7912.N1	21-JAN-2006 10:37:34	Straylight	39.000	70	Zet Pup	2.2460	39000.	78	20360	No
154	GOM_NL__2PRFIN20060121_103907_000000442044_00266_20360_7913.N1	21-JAN-2006 10:39:07	Straylight	43.500	117	Pi Pup	2.7060	3800.0	87	20360	No
155	GOM_NL__2PRFIN20060121_104137_000000372044_00266_20360_7914.N1	21-JAN-2006 10:41:37	Straylight	37.000	23	21Eps CMa	1.5020	26000.	74	20360	No
156	GOM_NL__2PRFIN20060121_104300_000000372044_00266_20360_7915.N1	21-JAN-2006 10:43:00	Straylight	36.500	179	24Omi2CMa	3.0320	24000.	73	20360	No
157	GOM_NL__2PRFIN20060121_104511_000000422044_00266_20360_7916.N1	21-JAN-2006 10:45:11	Straylight	41.500	1	9Alp CMa	-1.4400	11000.	83	20360	No
158	GOM_NL__2PRFIN20060121_104744_000000412044_00266_20360_7917.N1	21-JAN-2006 10:47:44	Straylight	40.500	56	53Kap Ori	2.0650	30000.	81	20360	No
159	GOM_NL__2PRFIN20060121_105221_000000522044_00266_20360_7918.N1	21-JAN-2006 10:52:21	Tw_i_and_stray	52.000	14	58Alp Ori	0.87000	3000.0	104	20360	No
160	GOM_NL__2PRFIN20060121_105436_000000432044_00266_20360_7919.N1	21-JAN-2006 10:54:36	Bright	42.500	44	24Gam Gem	1.9280	11000.	85	20360	No

161	GOM_NL__2PRFIN20060121_105622_000000382044_00266_20360_7920.N1	21-JAN-2006 10:56:22	Bright	37.500	151	13Mu Gem	2.8900	3000.0	75	20360	No
162	GOM_NL__2PRFIN20060121_105831_000000372044_00266_20360_7921.N1	21-JAN-2006 10:58:31	Bright	37.000	28	12Bet Tau	1.6500	15200.	74	20360	No
163	GOM_NL__2PRFIN20060121_110034_000000352044_00266_20360_7922.N1	21-JAN-2006 11:00:34	Bright	35.000	107	37The Aur	2.6490	11000.	70	20360	No
164	GOM_NL__2PRFIN20060121_110243_000000352044_00266_20360_7923.N1	21-JAN-2006 11:02:43	Bright	35.000	42	34Bet Aur	1.9000	10200.	70	20360	No
165	GOM_NL__2PRFIN20060121_111516_000000332044_00266_20360_7924.N1	21-JAN-2006 11:15:16	Bright	33.000	49	1Alp UMi	1.9900	6300.0	66	20360	No
166	GOM_NL__2PRFIN20060121_112613_000000342044_00266_20360_7925.N1	21-JAN-2006 11:26:13	Bright	33.500	130	23Bet Dra	2.7990	5800.0	67	20360	No
167	GOM_NL__2PRFIN20060121_112930_000000332044_00266_20360_7926.N1	21-JAN-2006 11:29:30	Bright	32.500	5	3Alp Lyr	0.033000	11000.	65	20360	No
168	GOM_NL__2PRFIN20060121_113729_000000342044_00266_20360_7927.N1	21-JAN-2006 11:37:29	Bright	33.500	59	55Alp Oph	2.0800	8900.0	67	20360	No
169	GOM_NL__2PRFIN20060121_113936_000000342044_00266_20360_7928.N1	21-JAN-2006 11:39:36	Bright	34.000	126	60Bet Oph	2.7700	4250.0	68	20360	No
170	GOM_NL__2PRFIN20060121_115927_000000382044_00267_20361_7907.N1	21-JAN-2006 11:59:27	Dark	38.000	134	Bet TrA	2.8100	6600.0	76	20361	No
171	GOM_NL__2PRFIN20060121_120146_000000412044_00267_20361_7908.N1	21-JAN-2006 12:01:46	Dark	40.500	10	Bet Cen	0.61000	28000.	81	20361	No
172	GOM_NL__2PRFIN20060121_120514_000000402044_00267_20361_7909.N1	21-JAN-2006 12:05:14	Dark	39.500	12	Alp1Cru	0.77500	30000.	79	20361	No
173	GOM_NL__2PRFIN20060121_120929_000000382044_00267_20361_7910.N1	21-JAN-2006 12:09:29	Dark	37.500	29	Bet Car	1.6720	10200.	75	20361	No
174	GOM_NL__2PRFIN20060121_121135_000000382044_00267_20361_7911.N1	21-JAN-2006 12:11:35	Dark	38.000	71	lot Car	2.2460	7700.0	76	20361	No
175	GOM_NL__2PRFIN20060121_121325_000000412044_00267_20361_7912.N1	21-JAN-2006 12:13:25	Dark	40.500	46	Del Vel	1.9540	10600.	81	20361	No
176	GOM_NL__2PRFIN20060121_121603_000000412044_00267_20361_7913.N1	21-JAN-2006 12:16:03	Dark	41.000	34	Gam2Vel	1.7930	23000.	82	20361	No
177	GOM_NL__2PRFIN20060121_121810_000000382044_00267_20361_7914.N1	21-JAN-2006 12:18:10	Straylight	38.000	70	Zet Pup	2.2460	39000.	76	20361	No
178	GOM_NL__2PRFIN20060121_121943_000000452044_00267_20361_7915.N1	21-JAN-2006 12:19:43	Straylight	44.500	117	Pi Pup	2.7060	3800.0	89	20361	No
179	GOM_NL__2PRFIN20060121_122213_000000412044_00267_20361_7916.N1	21-JAN-2006 12:22:13	Straylight	40.500	23	21Eps CMa	1.5020	26000.	81	20361	No
180	GOM_NL__2PRFIN20060121_122336_000000402044_00267_20361_7917.N1	21-JAN-2006 12:23:36	Straylight	39.500	179	24Omi2CMa	3.0320	24000.	79	20361	No
181	GOM_NL__2PRFIN20060121_122547_000000432044_00267_20361_7918.N1	21-JAN-2006 12:25:47	Straylight	43.000	1	9Alp CMa	-1.4400	11000.	86	20361	No
182	GOM_NL__2PRFIN20060121_122820_000000392044_00267_20361_7919.N1	21-JAN-2006 12:28:20	Straylight	39.000	56	53Kap Ori	2.0650	30000.	78	20361	No
183	GOM_NL__2PRFIN20060121_123257_000000522044_00267_20361_7920.N1	21-JAN-2006 12:32:57	Tw_i_and_stray	52.000	14	58Alp Ori	0.87000	3000.0	104	20361	No
184	GOM_NL__2PRFIN20060121_123512_000000432044_00267_20361_7921.N1	21-JAN-2006 12:35:12	Bright	42.500	44	24Gam Gem	1.9280	11000.	85	20361	No
185	GOM_NL__2PRFIN20060121_123658_000000402044_00267_20361_7922.N1	21-JAN-2006 12:36:58	Bright	40.000	151	13Mu Gem	2.8900	3000.0	80	20361	No
186	GOM_NL__2PRFIN20060121_123907_000000372044_00267_20361_7923.N1	21-JAN-2006 12:39:07	Bright	37.000	28	12Bet Tau	1.6500	15200.	74	20361	No
187	GOM_NL__2PRFIN20060121_124110_000000352044_00267_20361_7924.N1	21-JAN-2006 12:41:10	Bright	34.500	107	37The Aur	2.6490	11000.	69	20361	No
188	GOM_NL__2PRFIN20060121_124319_000000372044_00267_20361_7925.N1	21-JAN-2006 12:43:19	Bright	37.000	42	34Bet Aur	1.9000	10200.	74	20361	No
189	GOM_NL__2PRFIN20060121_125552_000000342044_00267_20361_7926.N1	21-JAN-2006 12:55:52	Bright	33.500	49	1Alp UMi	1.9900	6300.0	67	20361	No
190	GOM_NL__2PRFIN20060121_130649_000000362044_00267_20361_7927.N1	21-JAN-2006 13:06:49	Bright	35.500	130	23Bet Dra	2.7990	5800.0	71	20361	No
191	GOM_NL__2PRFIN20060121_131007_000000372044_00267_20361_7928.N1	21-JAN-2006 13:10:07	Bright	36.500	5	3Alp Lyr	0.033000	11000.	73	20361	No
192	GOM_NL__2PRFIN20060121_131805_000000342044_00267_20361_7929.N1	21-JAN-2006 13:18:05	Bright	34.000	59	55Alp Oph	2.0800	8900.0	68	20361	No
193	GOM_NL__2PRFIN20060121_132012_000000342044_00267_20361_7930.N1	21-JAN-2006 13:20:12	Bright	33.500	126	60Bet Oph	2.7700	4250.0	67	20361	No
194	GOM_NL__2PRFIN20060121_134222_000000412044_00268_20362_7909.N1	21-JAN-2006 13:42:22	Dark	41.000	10	Bet Cen	0.61000	28000.	82	20362	No
195	GOM_NL__2PRFIN20060121_134550_000000412044_00268_20362_7910.N1	21-JAN-2006 13:45:50	Dark	41.000	12	Alp1Cru	0.77500	30000.	82	20362	No
196	GOM_NL__2PRFIN20060121_135005_000000372044_00268_20362_7911.N1	21-JAN-2006 13:50:05	Dark	37.000	29	Bet Car	1.6720	10200.	74	20362	No
197	GOM_NL__2PRFIN20060121_135211_000000392044_00268_20362_7912.N1	21-JAN-2006 13:52:11	Dark	38.500	71	lot Car	2.2460	7700.0	77	20362	No
198	GOM_NL__2PRFIN20060121_135401_000000382044_00268_20362_7913.N1	21-JAN-2006 13:54:01	Dark	38.000	46	Del Vel	1.9540	10600.	76	20362	No
199	GOM_NL__2PRFIN20060121_135640_000000412044_00268_20362_7914.N1	21-JAN-2006 13:56:40	Dark	41.000	34	Gam2Vel	1.7930	23000.	82	20362	No
200	GOM_NL__2PRFIN20060121_135847_000000402044_00268_20362_7915.N1	21-JAN-2006 13:58:47	Straylight	39.500	70	Zet Pup	2.2460	39000.	79	20362	No
201	GOM_NL__2PRFIN20060121_140019_000000432044_00268_20362_7916.N1	21-JAN-2006 14:00:19	Straylight	42.500	117	Pi Pup	2.7060	3800.0	85	20362	No
202	GOM_NL__2PRFIN20060121_140249_000000412044_00268_20362_7917.N1	21-JAN-2006 14:02:49	Straylight	41.000	23	21Eps CMa	1.5020	26000.	82	20362	No
203	GOM_NL__2PRFIN20060121_140412_000000382044_00268_20362_7918.N1	21-JAN-2006 14:04:12	Straylight	38.000	179	24Omi2CMa	3.0320	24000.	76	20362	No
204	GOM_NL__2PRFIN20060121_140623_000000432044_00268_20362_7919.N1	21-JAN-2006 14:06:23	Straylight	42.500	1	9Alp CMa	-1.4400	11000.	85	20362	No
205	GOM_NL__2PRFIN20060121_140856_000000392044_00268_20362_7920.N1	21-JAN-2006 14:08:56	Straylight	38.500	56	53Kap Ori	2.0650	30000.	77	20362	No
206	GOM_NL__2PRFIN20060121_141333_000000462044_00268_20362_7921.N1	21-JAN-2006 14:13:33	Tw_i_and_stray	46.000	14	58Alp Ori	0.87000	3000.0	92	20362	No
207	GOM_NL__2PRFIN20060121_141548_000000452044_00268_20362_7922.N1	21-JAN-2006 14:15:48	Bright	44.500	44	24Gam Gem	1.9280	11000.	89	20362	No
208	GOM_NL__2PRFIN20060121_141734_000000402044_00268_20362_7923.N1	21-JAN-2006 14:17:34	Bright	40.000	151	13Mu Gem	2.8900	3000.0	80	20362	No
209	GOM_NL__2PRFIN20060121_141943_000000372044_00268_20362_7924.N1	21-JAN-2006 14:19:43	Bright	36.500	28	12Bet Tau	1.6500	15200.	73	20362	No
210	GOM_NL__2PRFIN20060121_142146_000000352044_00268_20362_7925.N1	21-JAN-2006 14:21:46	Bright	35.000	107	37The Aur	2.6490	11000.	70	20362	No
211	GOM_NL__2PRFIN20060121_142355_000000362044_00268_20362_7926.N1	21-JAN-2006 14:23:55	Bright	36.000	42	34Bet Aur	1.9000	10200.	72	20362	No
212	GOM_NL__2PRFIN20060121_143628_000000352044_00268_20362_7927.N1	21-JAN-2006 14:36:28	Bright	34.500	49	1Alp UMi	1.9900	6300.0	69	20362	No
213	GOM_NL__2PRFIN20060121_144725_000000372044_00268_20362_7928.N1	21-JAN-2006 14:47:25	Bright	37.000	130	23Bet Dra	2.7990	5800.0	74	20362	No
214	GOM_NL__2PRFIN20060121_145043_000000332044_00268_20362_7929.N1	21-JAN-2006 14:50:43	Bright	32.500	5	3Alp Lyr	0.033000	11000.	65	20362	No
215	GOM_NL__2PRFIN20060121_145841_000000352044_00268_20362_7930.N1	21-JAN-2006 14:58:41	Bright	34.500	59	55Alp Oph	2.0800	8900.0	69	20362	No
216	GOM_NL__2PRFIN20060121_150048_000000342044_00268_20362_7931.N1	21-JAN-2006 15:00:48	Bright	33.500	126	60Bet Oph	2.7700	4250.0	67	20362	No
217	GOM_NL__2PRFIN20060121_152039_000000372044_00269_20363_7742.N1	21-JAN-2006 15:20:39	Dark	36.500	134	Bet TrA	2.8100	6600.0	73	20363	No
218	GOM_NL__2PRFIN20060121_152259_000000412044_00269_20363_7743.N1	21-JAN-2006 15:22:59	Dark	40.500	10	Bet Cen	0.61000	28000.	81	20363	No
219	GOM_NL__2PRFIN20060121_152627_000000442044_00269_20363_7744.N1	21-JAN-2006 15:26:27	Dark	43.500	12	Alp1Cru	0.77500	30000.	87	20363	No

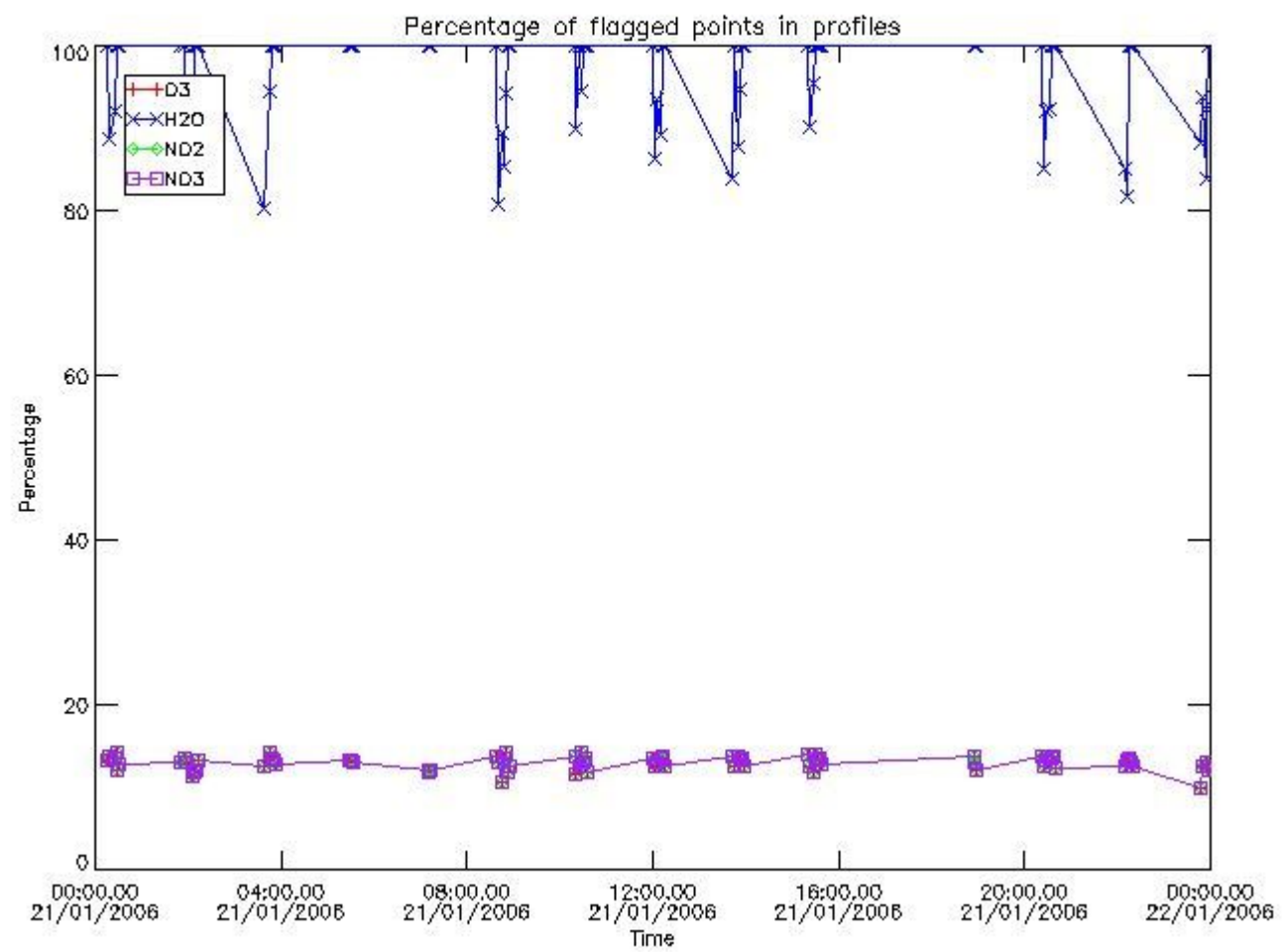
220	GOM_NL__2PRFIN20060121_153041_000000372044_00269_20363_7745.N1	21-JAN-2006 15:30:41	Dark	36.500	29	Bet Car	1.6720	10200.	73	20363	No
221	GOM_NL__2PRFIN20060121_153247_000000392044_00269_20363_7746.N1	21-JAN-2006 15:32:47	Dark	38.500	71	lot Car	2.2460	7700.0	77	20363	No
222	GOM_NL__2PRFIN20060121_153437_000000382044_00269_20363_7747.N1	21-JAN-2006 15:34:37	Dark	38.000	46	Del Vel	1.9540	10600.	76	20363	No
223	GOM_NL__2PRFIN20060121_153716_000000402044_00269_20363_7748.N1	21-JAN-2006 15:37:16	Dark	40.000	34	Gam2Vel	1.7930	23000.	80	20363	No
224	GOM_NL__2PRFIN20060121_153923_000000402044_00269_20363_7749.N1	21-JAN-2006 15:39:23	Straylight	39.500	70	Zet Pup	2.2460	39000.	79	20363	No
225	GOM_NL__2PRFIN20060121_154056_000000432044_00269_20363_7750.N1	21-JAN-2006 15:40:56	Straylight	42.500	117	Pi Pup	2.7060	3800.0	85	20363	No
226	GOM_NL__2PRFIN20060121_154325_000000422044_00269_20363_7751.N1	21-JAN-2006 15:43:25	Straylight	42.000	23	21Eps CMa	1.5020	26000.	84	20363	No
227	GOM_NL__2PRFIN20060121_154449_000000372044_00269_20363_7752.N1	21-JAN-2006 15:44:49	Straylight	37.000	179	24Omi2CMa	3.0320	24000.	74	20363	No
228	GOM_NL__2PRFIN20060121_154659_000000522044_00269_20363_7753.N1	21-JAN-2006 15:46:59	Straylight	51.500	1	9Alp CMa	-1.4400	11000.	103	20363	No
229	GOM_NL__2PRFIN20060121_154932_000000402044_00269_20363_7754.N1	21-JAN-2006 15:49:32	Straylight	40.000	56	53Kap Ori	2.0650	30000.	80	20363	No
230	GOM_NL__2PRFIN20060121_155409_000000462044_00269_20363_7755.N1	21-JAN-2006 15:54:09	Twl_and_stray	45.500	14	58Alp Ori	0.87000	3000.0	91	20363	No
231	GOM_NL__2PRFIN20060121_155624_000000442044_00269_20363_7756.N1	21-JAN-2006 15:56:24	Bright	43.500	44	24Gam Gem	1.9280	11000.	87	20363	No
232	GOM_NL__2PRFIN20060121_155810_000000402044_00269_20363_7757.N1	21-JAN-2006 15:58:10	Bright	39.500	151	13Mu Gem	2.8900	3000.0	79	20363	No
233	GOM_NL__2PRFIN20060121_160019_000000362044_00269_20363_7758.N1	21-JAN-2006 16:00:19	Bright	36.000	28	12Bet Tau	1.6500	15200.	72	20363	No
234	GOM_NL__2PRFIN20060121_160222_000000362044_00269_20363_7759.N1	21-JAN-2006 16:02:22	Bright	35.500	107	37The Aur	2.6490	11000.	71	20363	No
235	GOM_NL__2PRFIN20060121_160431_000000362044_00269_20363_7760.N1	21-JAN-2006 16:04:31	Bright	36.000	42	34Bet Aur	1.9000	10200.	72	20363	No
236	GOM_NL__2PRFIN20060121_161704_000000352044_00269_20363_7761.N1	21-JAN-2006 16:17:04	Bright	35.000	49	1Alp UMi	1.9900	6300.0	70	20363	No
237	GOM_NL__2PRFIN20060121_162801_000000372044_00269_20363_7762.N1	21-JAN-2006 16:28:01	Bright	36.500	130	23Bet Dra	2.7990	5800.0	73	20363	No
238	GOM_NL__2PRFIN20060121_163119_000000352044_00269_20363_7763.N1	21-JAN-2006 16:31:19	Bright	35.000	5	3Alp Lyr	0.033000	11000.	70	20363	No
239	GOM_NL__2PRFIN20060121_163918_000000352044_00269_20363_7764.N1	21-JAN-2006 16:39:18	Bright	35.000	59	55Alp Oph	2.0800	8900.0	70	20363	No
240	GOM_NL__2PRFIN20060121_164124_000000352044_00269_20363_7765.N1	21-JAN-2006 16:41:24	Bright	34.500	126	60Bet Oph	2.7700	4250.0	69	20363	No
241	GOM_NL__2PRFIN20060121_165254_000000422044_00269_20363_7766.N1	21-JAN-2006 16:52:54	Twilight	41.500	75	26Eps Sco	2.2910	4250.0	83	20363	No
242	GOM_NL__2PRFIN20060121_171959_000000392044_00270_20364_7762.N1	21-JAN-2006 17:19:59	Straylight	38.500	70	Zet Pup	2.2460	39000.	77	20364	No
243	GOM_NL__2PRFIN20060121_172132_000000412044_00270_20364_7763.N1	21-JAN-2006 17:21:32	Straylight	40.500	117	Pi Pup	2.7060	3800.0	81	20364	No
244	GOM_NL__2PRFIN20060121_172401_000000412044_00270_20364_7764.N1	21-JAN-2006 17:24:01	Straylight	40.500	23	21Eps CMa	1.5020	26000.	81	20364	No
245	GOM_NL__2PRFIN20060121_172525_000000382044_00270_20364_7765.N1	21-JAN-2006 17:25:25	Straylight	38.000	179	24Omi2CMa	3.0320	24000.	76	20364	No
246	GOM_NL__2PRFIN20060121_172735_000000482044_00270_20364_7766.N1	21-JAN-2006 17:27:35	Straylight	47.500	1	9Alp CMa	-1.4400	11000.	95	20364	No
247	GOM_NL__2PRFIN20060121_173445_000000522044_00270_20364_7767.N1	21-JAN-2006 17:34:45	Twl_and_stray	52.000	14	58Alp Ori	0.87000	3000.0	104	20364	No
248	GOM_NL__2PRFIN20060121_173700_000000522044_00270_20364_7768.N1	21-JAN-2006 17:37:00	Bright	52.000	44	24Gam Gem	1.9280	11000.	104	20364	No
249	GOM_NL__2PRFIN20060121_173846_000000412044_00270_20364_7769.N1	21-JAN-2006 17:38:46	Bright	40.500	151	13Mu Gem	2.8900	3000.0	81	20364	No
250	GOM_NL__2PRFIN20060121_174056_000000372044_00270_20364_7770.N1	21-JAN-2006 17:40:56	Bright	36.500	28	12Bet Tau	1.6500	15200.	73	20364	No
251	GOM_NL__2PRFIN20060121_174258_000000342044_00270_20364_7771.N1	21-JAN-2006 17:42:58	Bright	34.000	107	37The Aur	2.6490	11000.	68	20364	No
252	GOM_NL__2PRFIN20060121_174507_000000362044_00270_20364_7772.N1	21-JAN-2006 17:45:07	Bright	36.000	42	34Bet Aur	1.9000	10200.	72	20364	No
253	GOM_NL__2PRFIN20060121_175740_000000372044_00270_20364_7773.N1	21-JAN-2006 17:57:40	Bright	37.000	49	1Alp UMi	1.9900	6300.0	74	20364	No
254	GOM_NL__2PRFIN20060121_180837_000000362044_00270_20364_7774.N1	21-JAN-2006 18:08:37	Bright	36.000	130	23Bet Dra	2.7990	5800.0	72	20364	No
255	GOM_NL__2PRFIN20060121_181155_000000362044_00270_20364_7775.N1	21-JAN-2006 18:11:55	Bright	35.500	5	3Alp Lyr	0.033000	11000.	71	20364	No
256	GOM_NL__2PRFIN20060121_181954_000000352044_00270_20364_7776.N1	21-JAN-2006 18:19:54	Bright	35.000	59	55Alp Oph	2.0800	8900.0	70	20364	No
257	GOM_NL__2PRFIN20060121_182200_000000342044_00270_20364_7777.N1	21-JAN-2006 18:22:00	Bright	34.000	126	60Bet Oph	2.7700	4250.0	68	20364	No
258	GOM_NL__2PRFIN20060121_183331_000000452044_00270_20364_7778.N1	21-JAN-2006 18:33:31	Twilight	44.500	75	26Eps Sco	2.2910	4250.0	89	20364	No
259	GOM_NL__2PRFIN20060121_185400_000000372044_00271_20365_7929.N1	21-JAN-2006 18:54:00	Dark	37.000	71	lot Car	2.2460	7700.0	74	20365	No
260	GOM_NL__2PRFIN20060121_185550_000000392044_00271_20365_7930.N1	21-JAN-2006 18:55:50	Dark	38.500	46	Del Vel	1.9540	10600.	77	20365	No
261	GOM_NL__2PRFIN20060121_185828_000000422044_00271_20365_7931.N1	21-JAN-2006 18:58:28	Dark	42.000	34	Gam2Vel	1.7930	23000.	84	20365	No
262	GOM_NL__2PRFIN20060121_190036_000000402044_00271_20365_7932.N1	21-JAN-2006 19:00:36	Straylight	39.500	70	Zet Pup	2.2460	39000.	79	20365	No
263	GOM_NL__2PRFIN20060121_190208_000000432044_00271_20365_7933.N1	21-JAN-2006 19:02:08	Straylight	43.000	117	Pi Pup	2.7060	3800.0	86	20365	No
264	GOM_NL__2PRFIN20060121_190437_000000432044_00271_20365_7934.N1	21-JAN-2006 19:04:37	Straylight	43.000	23	21Eps CMa	1.5020	26000.	86	20365	No
265	GOM_NL__2PRFIN20060121_190601_000000392044_00271_20365_7935.N1	21-JAN-2006 19:06:01	Straylight	38.500	179	24Omi2CMa	3.0320	24000.	77	20365	No
266	GOM_NL__2PRFIN20060121_190811_000000472044_00271_20365_7936.N1	21-JAN-2006 19:08:11	Straylight	47.000	1	9Alp CMa	-1.4400	11000.	94	20365	No
267	GOM_NL__2PRFIN20060121_191522_000000522044_00271_20365_7937.N1	21-JAN-2006 19:15:22	Twl_and_stray	52.000	14	58Alp Ori	0.87000	3000.0	104	20365	No
268	GOM_NL__2PRFIN20060121_191736_000000462044_00271_20365_7938.N1	21-JAN-2006 19:17:36	Bright	45.500	44	24Gam Gem	1.9280	11000.	91	20365	No
269	GOM_NL__2PRFIN20060121_191922_000000392044_00271_20365_7939.N1	21-JAN-2006 19:19:22	Bright	38.500	151	13Mu Gem	2.8900	3000.0	77	20365	No
270	GOM_NL__2PRFIN20060121_192132_000000382044_00271_20365_7940.N1	21-JAN-2006 19:21:32	Bright	38.000	28	12Bet Tau	1.6500	15200.	76	20365	No
271	GOM_NL__2PRFIN20060121_192334_000000352044_00271_20365_7941.N1	21-JAN-2006 19:23:34	Bright	35.000	107	37The Aur	2.6490	11000.	70	20365	No
272	GOM_NL__2PRFIN20060121_192543_000000362044_00271_20365_7942.N1	21-JAN-2006 19:25:43	Bright	36.000	42	34Bet Aur	1.9000	10200.	72	20365	No
273	GOM_NL__2PRFIN20060121_193816_000000362044_00271_20365_7943.N1	21-JAN-2006 19:38:16	Bright	36.000	49	1Alp UMi	1.9900	6300.0	72	20365	No
274	GOM_NL__2PRFIN20060121_194913_000000372044_00271_20365_7944.N1	21-JAN-2006 19:49:13	Bright	37.000	130	23Bet Dra	2.7990	5800.0	74	20365	No
275	GOM_NL__2PRFIN20060121_195231_000000372044_00271_20365_7945.N1	21-JAN-2006 19:52:31	Bright	37.000	5	3Alp Lyr	0.033000	11000.	74	20365	No
276	GOM_NL__2PRFIN20060121_200030_000000432044_00271_20365_7946.N1	21-JAN-2006 20:00:30	Bright	43.000	59	55Alp Oph	2.0800	8900.0	86	20365	No
277	GOM_NL__2PRFIN20060121_200237_000000342044_00271_20365_7947.N1	21-JAN-2006 20:02:37	Bright	34.000	126	60Bet Oph	2.7700	4250.0	68	20365	No
278	GOM_NL__2PRFIN20060121_202228_000000372044_00272_20366_7762.N1	21-JAN-2006 20:22:28	Dark	37.000	134	Bet TrA	2.8100	6600.0	74	20366	No

279	GOM_NL__2PRFIN20060121_202449_000000412044_00272_20366_7763.N1	21-JAN-2006 20:24:49	Dark	40.500	10	Bet Cen	0.61000	28000.	81	20366	No
280	GOM_NL__2PRFIN20060121_202816_000000392044_00272_20366_7764.N1	21-JAN-2006 20:28:16	Dark	38.500	12	Alp1Cru	0.77500	30000.	77	20366	No
281	GOM_NL__2PRFIN20060121_203230_000000402044_00272_20366_7765.N1	21-JAN-2006 20:32:30	Dark	39.500	29	Bet Car	1.6720	10200.	79	20366	No
282	GOM_NL__2PRFIN20060121_203437_000000382044_00272_20366_7766.N1	21-JAN-2006 20:34:37	Dark	37.500	71	lot Car	2.2460	7700.0	75	20366	No
283	GOM_NL__2PRFIN20060121_203626_000000372044_00272_20366_7767.N1	21-JAN-2006 20:36:26	Dark	36.500	46	Del Vel	1.9540	10600.	73	20366	No
284	GOM_NL__2PRFIN20060121_203905_000000422044_00272_20366_7768.N1	21-JAN-2006 20:39:05	Dark	41.500	34	Gam2Vel	1.7930	23000.	83	20366	No
285	GOM_NL__2PRFIN20060121_204112_000000412044_00272_20366_7769.N1	21-JAN-2006 20:41:12	Straylight	40.500	70	Zet Pup	2.2460	39000.	81	20366	No
286	GOM_NL__2PRFIN20060121_204244_000000432044_00272_20366_7770.N1	21-JAN-2006 20:42:44	Straylight	43.000	117	Pi Pup	2.7060	3800.0	86	20366	No
287	GOM_NL__2PRFIN20060121_204514_000000412044_00272_20366_7771.N1	21-JAN-2006 20:45:14	Straylight	41.000	23	21Eps CMa	1.5020	26000.	82	20366	No
288	GOM_NL__2PRFIN20060121_204637_000000402044_00272_20366_7772.N1	21-JAN-2006 20:46:37	Straylight	39.500	179	24Omi2CMa	3.0320	24000.	79	20366	No
289	GOM_NL__2PRFIN20060121_204848_000000472044_00272_20366_7773.N1	21-JAN-2006 20:48:48	Straylight	46.500	1	9Alp CMa	-1.4400	11000.	93	20366	No
290	GOM_NL__2PRFIN20060121_205558_000000492044_00272_20366_7774.N1	21-JAN-2006 20:55:58	Twilight	49.000	14	58Alp Ori	0.87000	3000.0	98	20366	No
291	GOM_NL__2PRFIN20060121_205812_000000462044_00272_20366_7775.N1	21-JAN-2006 20:58:12	Bright	46.000	44	24Gam Gem	1.9280	11000.	92	20366	No
292	GOM_NL__2PRFIN20060121_205958_000000402044_00272_20366_7776.N1	21-JAN-2006 20:59:58	Bright	39.500	151	13Mu Gem	2.8900	3000.0	79	20366	No
293	GOM_NL__2PRFIN20060121_210208_000000372044_00272_20366_7777.N1	21-JAN-2006 21:02:08	Bright	37.000	28	12Bet Tau	1.6500	15200.	74	20366	No
294	GOM_NL__2PRFIN20060121_210410_000000352044_00272_20366_7778.N1	21-JAN-2006 21:04:10	Bright	35.000	107	37The Aur	2.6490	11000.	70	20366	No
295	GOM_NL__2PRFIN20060121_210619_000000362044_00272_20366_7779.N1	21-JAN-2006 21:06:19	Bright	35.500	42	34Bet Aur	1.9000	10200.	71	20366	No
296	GOM_NL__2PRFIN20060121_211851_000000362044_00272_20366_7780.N1	21-JAN-2006 21:18:51	Bright	35.500	49	1Alp UMi	1.9900	6300.0	71	20366	No
297	GOM_NL__2PRFIN20060121_212949_000000362044_00272_20366_7781.N1	21-JAN-2006 21:29:49	Bright	36.000	130	23Bet Dra	2.7990	5800.0	72	20366	No
298	GOM_NL__2PRFIN20060121_213307_000000342044_00272_20366_7782.N1	21-JAN-2006 21:33:07	Bright	33.500	5	3Alp Lyr	0.033000	11000.	67	20366	No
299	GOM_NL__2PRFIN20060121_214106_000000342044_00272_20366_7783.N1	21-JAN-2006 21:41:06	Bright	34.000	59	55Alp Oph	2.0800	8900.0	68	20366	No
300	GOM_NL__2PRFIN20060121_214313_000000342044_00272_20366_7784.N1	21-JAN-2006 21:43:13	Bright	33.500	126	60Bet Oph	2.7700	4250.0	67	20366	No
301	GOM_NL__2PRFIN20060121_215443_000000402044_00272_20366_7785.N1	21-JAN-2006 21:54:43	Twilight	39.500	75	26Eps Sco	2.2910	4250.0	79	20366	No
302	GOM_NL__2PRFIN20060121_220853_000000412044_00273_20367_7762.N1	21-JAN-2006 22:08:53	Dark	40.500	12	Alp1Cru	0.77500	30000.	81	20367	No
303	GOM_NL__2PRFIN20060121_221306_000000392044_00273_20367_7763.N1	21-JAN-2006 22:13:06	Dark	38.500	29	Bet Car	1.6720	10200.	77	20367	No
304	GOM_NL__2PRFIN20060121_221513_000000382044_00273_20367_7764.N1	21-JAN-2006 22:15:13	Dark	37.500	71	lot Car	2.2460	7700.0	75	20367	No
305	GOM_NL__2PRFIN20060121_221702_000000432044_00273_20367_7765.N1	21-JAN-2006 22:17:02	Dark	43.000	46	Del Vel	1.9540	10600.	86	20367	No
306	GOM_NL__2PRFIN20060121_221941_000000412044_00273_20367_7766.N1	21-JAN-2006 22:19:41	Dark	40.500	34	Gam2Vel	1.7930	23000.	81	20367	No
307	GOM_NL__2PRFIN20060121_222148_000000392044_00273_20367_7767.N1	21-JAN-2006 22:21:48	Straylight	39.000	70	Zet Pup	2.2460	39000.	78	20367	No
308	GOM_NL__2PRFIN20060121_222320_000000412044_00273_20367_7768.N1	21-JAN-2006 22:23:20	Straylight	41.000	117	Pi Pup	2.7060	3800.0	82	20367	No
309	GOM_NL__2PRFIN20060121_222550_000000412044_00273_20367_7769.N1	21-JAN-2006 22:25:50	Straylight	40.500	23	21Eps CMa	1.5020	26000.	81	20367	No
310	GOM_NL__2PRFIN20060121_222713_000000392044_00273_20367_7770.N1	21-JAN-2006 22:27:13	Straylight	39.000	179	24Omi2CMa	3.0320	24000.	78	20367	No
311	GOM_NL__2PRFIN20060121_222924_000000442044_00273_20367_7771.N1	21-JAN-2006 22:29:24	Straylight	43.500	1	9Alp CMa	-1.4400	11000.	87	20367	No
312	GOM_NL__2PRFIN20060121_223634_000000452044_00273_20367_7772.N1	21-JAN-2006 22:36:34	Twilight	44.500	14	58Alp Ori	0.87000	3000.0	89	20367	No
313	GOM_NL__2PRFIN20060121_223848_000000432044_00273_20367_7773.N1	21-JAN-2006 22:38:48	Bright	42.500	44	24Gam Gem	1.9280	11000.	85	20367	No
314	GOM_NL__2PRFIN20060121_224034_000000372044_00273_20367_7774.N1	21-JAN-2006 22:40:34	Bright	37.000	151	13Mu Gem	2.8900	3000.0	74	20367	No
315	GOM_NL__2PRFIN20060121_224244_000000372044_00273_20367_7775.N1	21-JAN-2006 22:42:44	Bright	36.500	28	12Bet Tau	1.6500	15200.	73	20367	No
316	GOM_NL__2PRFIN20060121_224446_000000352044_00273_20367_7776.N1	21-JAN-2006 22:44:46	Bright	34.500	107	37The Aur	2.6490	11000.	69	20367	No
317	GOM_NL__2PRFIN20060121_224655_000000362044_00273_20367_7777.N1	21-JAN-2006 22:46:55	Bright	35.500	42	34Bet Aur	1.9000	10200.	71	20367	No
318	GOM_NL__2PRFIN20060121_225927_000000362044_00273_20367_7778.N1	21-JAN-2006 22:59:27	Bright	36.000	49	1Alp UMi	1.9900	6300.0	72	20367	No
319	GOM_NL__2PRFIN20060121_231025_000000372044_00273_20367_7779.N1	21-JAN-2006 23:10:25	Bright	37.000	130	23Bet Dra	2.7990	5800.0	74	20367	No
320	GOM_NL__2PRFIN20060121_231343_000000332044_00273_20367_7780.N1	21-JAN-2006 23:13:43	Bright	32.500	5	3Alp Lyr	0.033000	11000.	65	20367	No
321	GOM_NL__2PRFIN20060121_232142_000000352044_00273_20367_7781.N1	21-JAN-2006 23:21:42	Bright	34.500	59	55Alp Oph	2.0800	8900.0	69	20367	No
322	GOM_NL__2PRFIN20060121_232349_000000332044_00273_20367_7782.N1	21-JAN-2006 23:23:49	Bright	33.000	126	60Bet Oph	2.7700	4250.0	66	20367	No
323	GOM_NL__2PRFIN20060121_233519_000000472044_00273_20367_7783.N1	21-JAN-2006 23:35:19	Twilight	46.500	75	26Eps Sco	2.2910	4250.0	93	20367	No
324	GOM_NL__2PRFIN20060121_234601_000000512044_00274_20368_7762.N1	21-JAN-2006 23:46:01	Dark	51.000	10	Bet Cen	0.61000	28000.	102	20368	No
325	GOM_NL__2PRFIN20060121_234929_000000412044_00274_20368_7763.N1	21-JAN-2006 23:49:29	Dark	41.000	12	Alp1Cru	0.77500	30000.	82	20368	No
326	GOM_NL__2PRFIN20060121_235342_000000412044_00274_20368_7764.N1	21-JAN-2006 23:53:42	Dark	40.500	29	Bet Car	1.6720	10200.	81	20368	No
327	GOM_NL__2PRFIN20060121_235549_000000392044_00274_20368_7765.N1	21-JAN-2006 23:55:49	Dark	39.000	71	lot Car	2.2460	7700.0	78	20368	No
328	GOM_NL__2PRFIN20060121_235739_000000432044_00274_20368_7766.N1	21-JAN-2006 23:57:39	Dark	42.500	46	Del Vel	1.9540	10600.	85	20368	No

3. Quality information per product

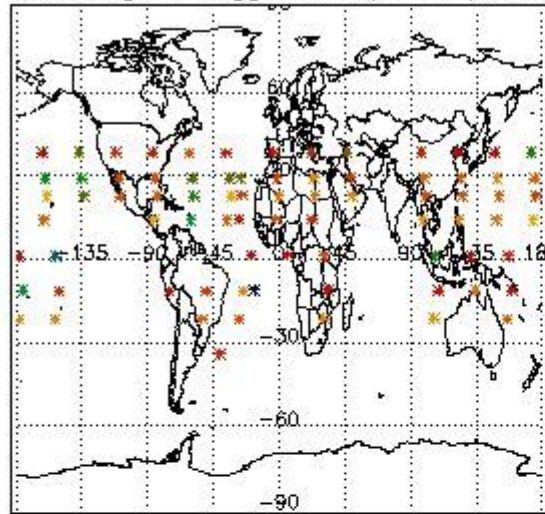
In this section it is plotted some information contained in the Quality Summary data set of the level 2 products. Only products in dark limb conditions and without errors (error flag in the MPH set to "0") are used.

3.1 Plot quality information per product (time dependant)

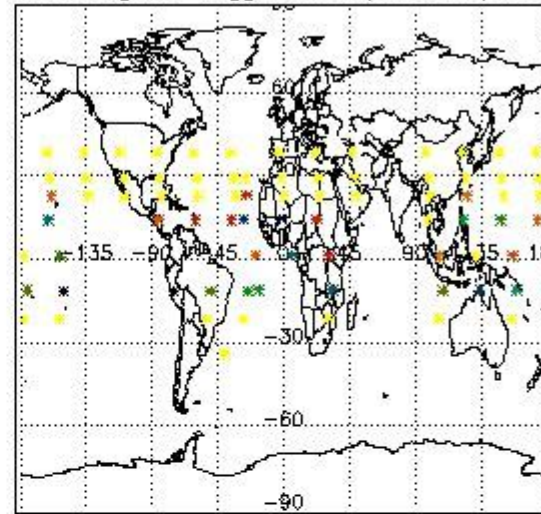


3.2 Plot quality information per product (world map)


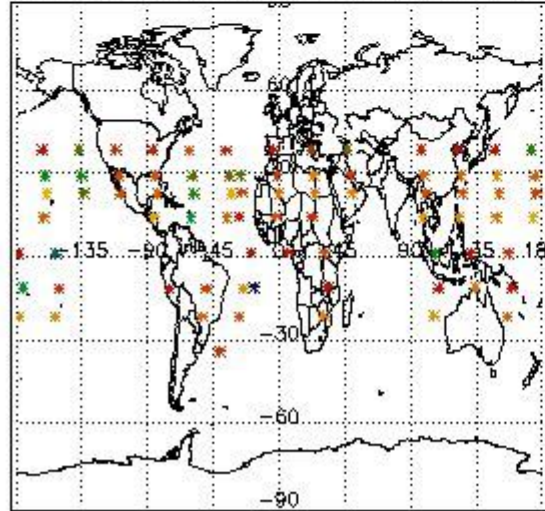
Percentage of flagged data per O3 profile



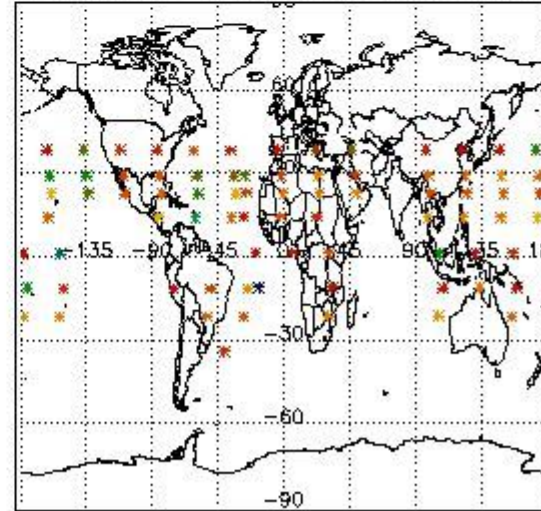
Percentage of flagged data per H2O profile



Percentage of flagged data per NO2 profile



Percentage of flagged data per NO3 profile

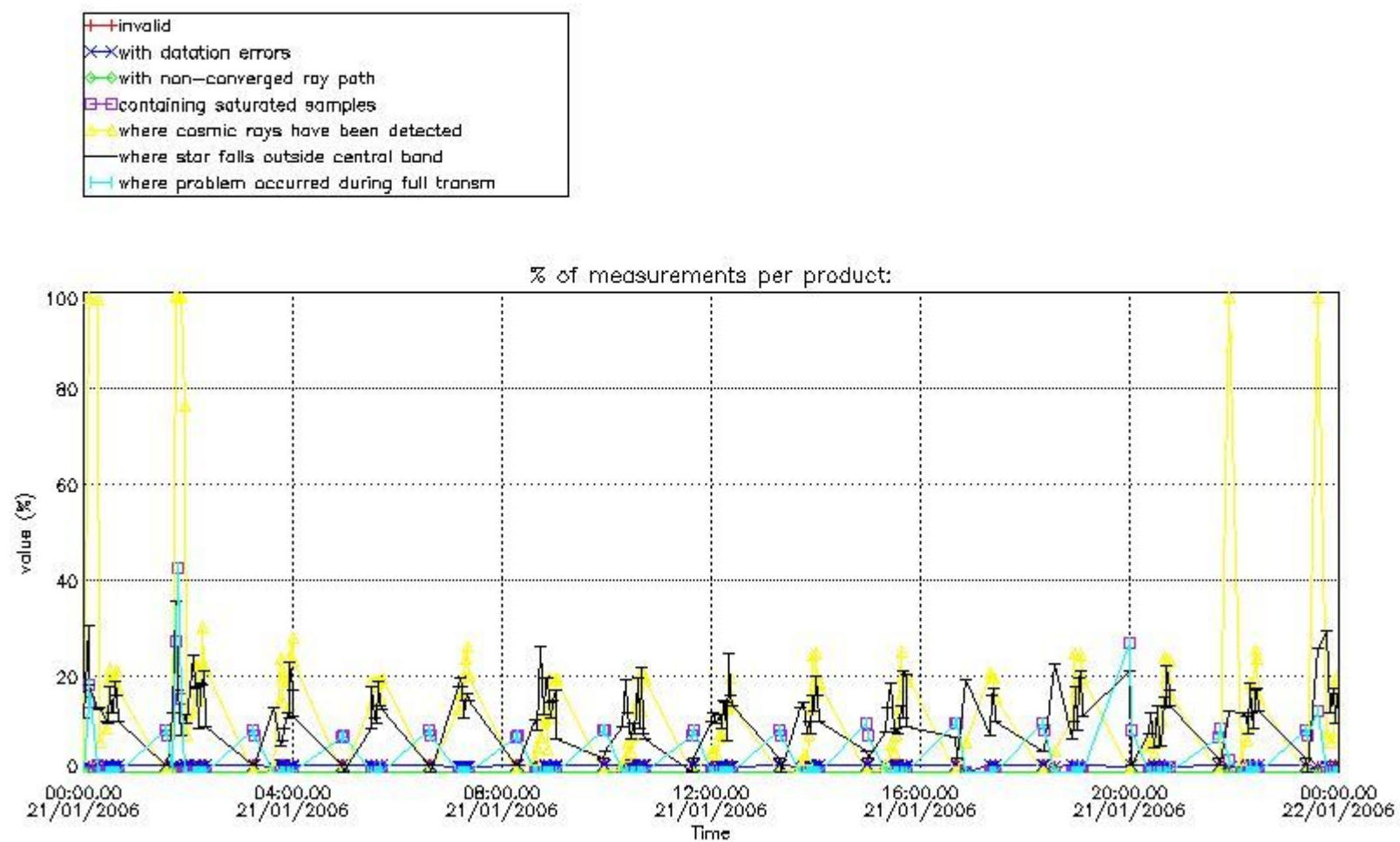


4. Level 1 quality information per product

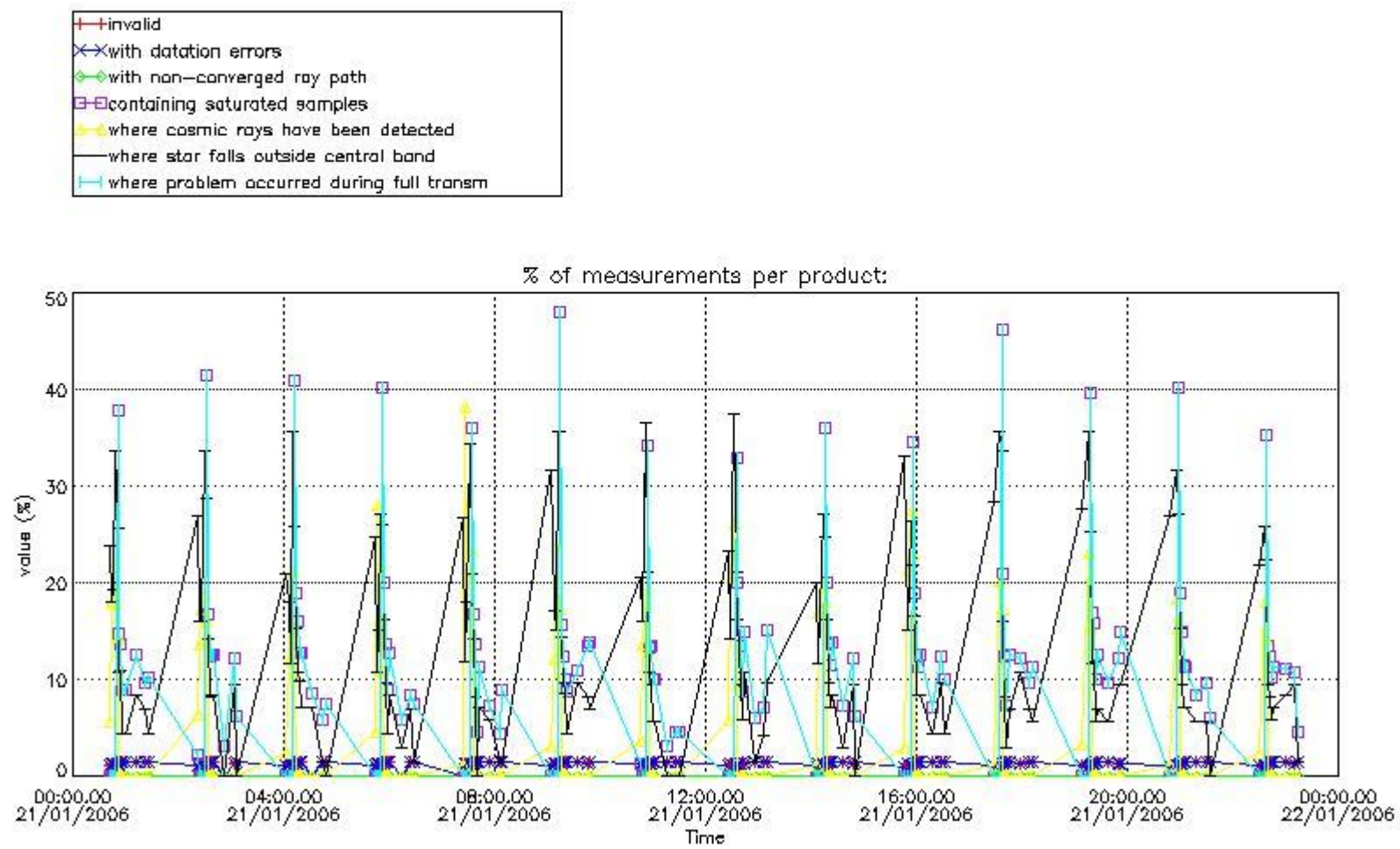
In this section it is plotted some information contained in the Quality Summary data set of the level 2 products that comes from the level 1b processing. Products without errors (error flag in the MPH set to "0") are used.

4.1 Plot quality information per product (time dependant) coming from level 1b processing

4.1.1 Plot level 1 quality information per product (time dependant): ENVISAT ASCENDING passes



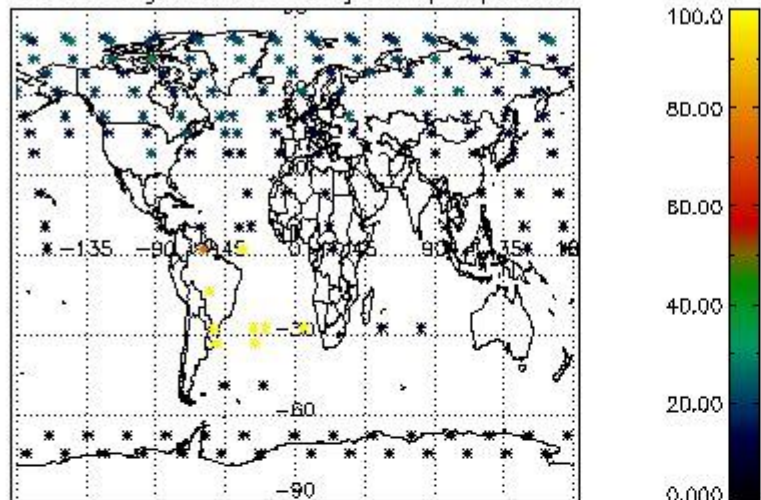
4.1.2 Plot level 1 quality information per product (time dependant): ENVI SAT DESCENDING passes



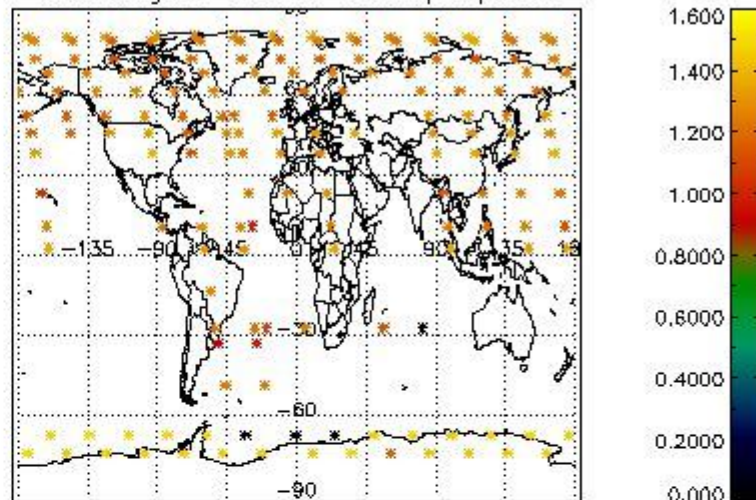
4.2 Plot quality information per product coming from level 1b processing (world map)

4.2.1 Plot level 1 quality information per product (world map): ENVISAT ASCENDING passes

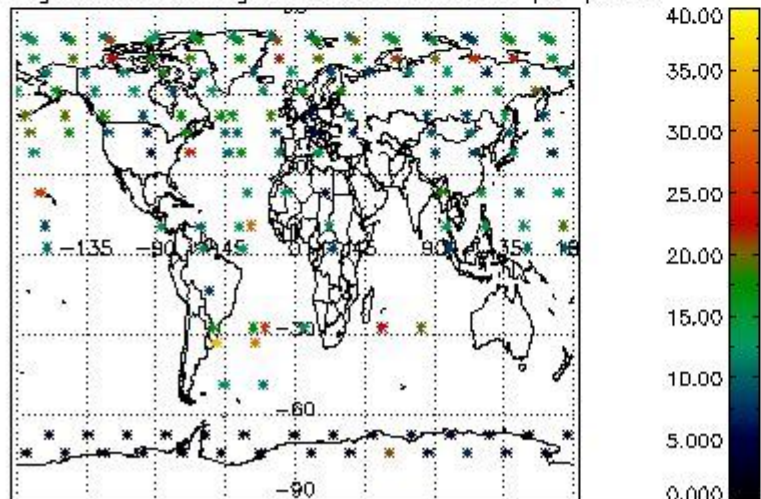
Percentage of cosmic ray hits per profile



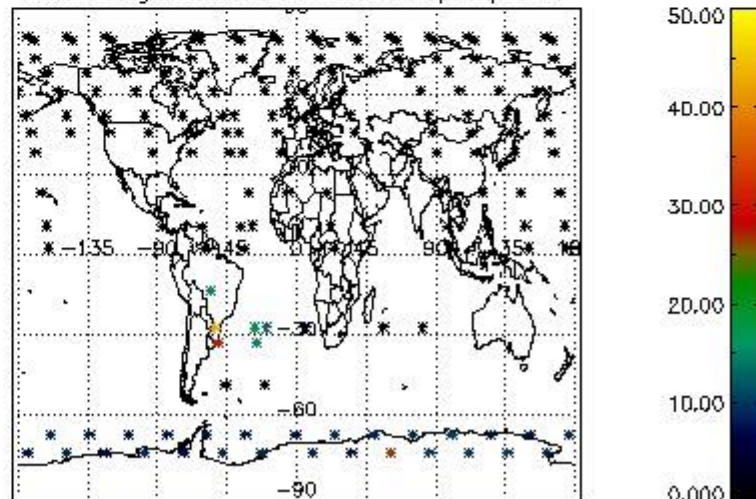
Percentage of datation errors per profile



Percentage of star falling outside central band per profile

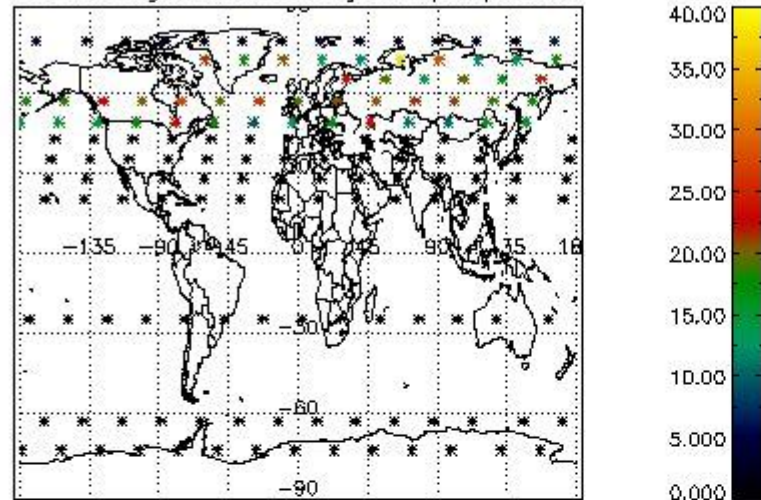


Percentage of saturation errors per profile

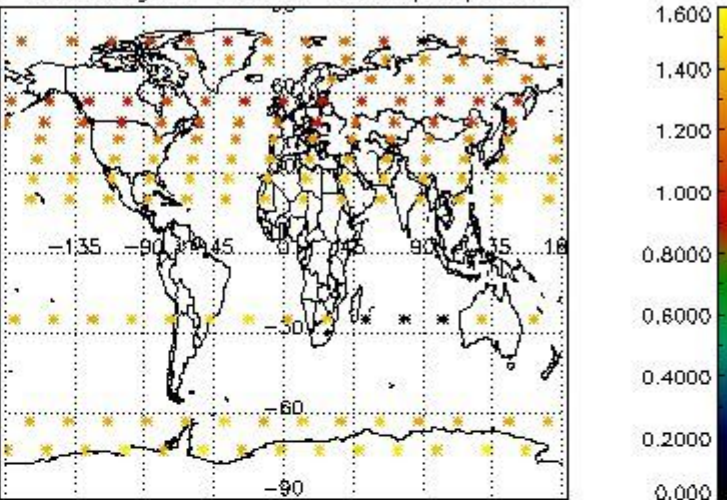


4.2.2 Plot level 1 quality information per product (world map): ENVISAT DESCENDING passes

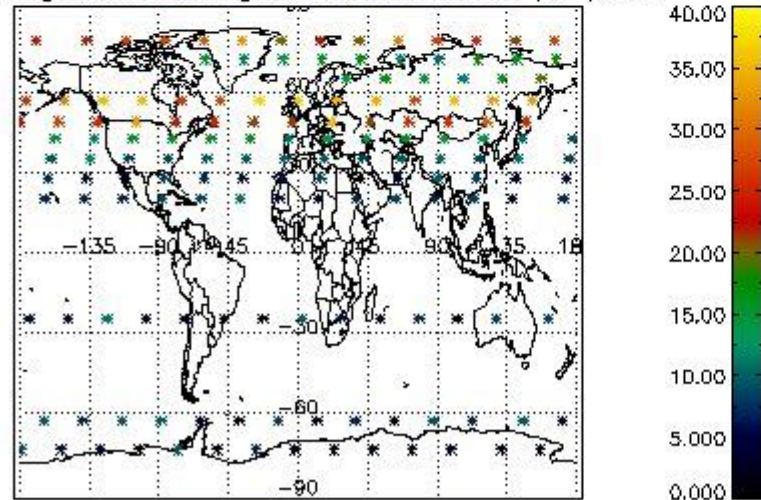
Percentage of cosmic ray hits per profile



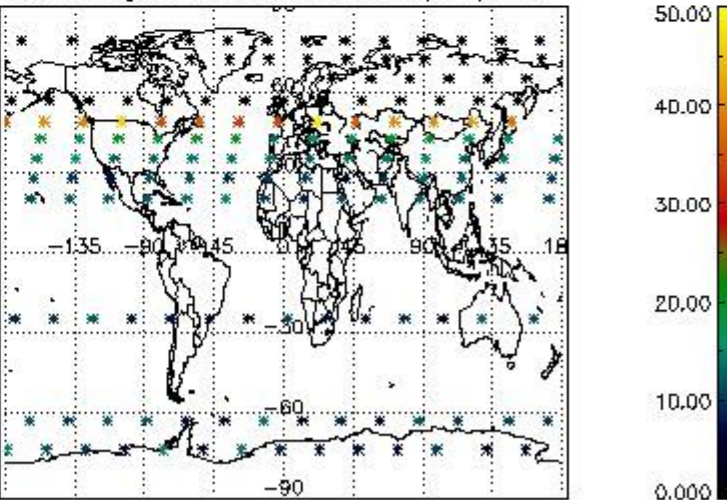
Percentage of datation errors per profile



Percentage of star falling outside central band per profile



Percentage of saturation errors per profile



5. Trace gas profiles

5.1 Ozone statistics based on quality of products

The final quality of the products can be "measured" using the STD (Standard Deviation) attached to every point profile. This information is written to the parameter GOM_NL__2P/NL_LOCAL_SPECIES_DENSITY/o3_std of the level 2 products. The table below shows the statistics for given STD ranges.

The statistics are given with respect to the overall valid production:

- Products without fatal errors: GOM_NL__2P/MPH/PRODUCT_ERR=0
- Valid point profile: GOM_NL__2P/NL_LOCAL_SPECIES_DENSITY/pcd(0)=0

The 'Criteria' is applied to valid points of dark limb products:

- Products in dark limb illumination condition: GOM_NL__2P/NL_SUMMARY_QUALITY/obs_ill_cond=0
- Products without fatal errors: GOM_NL__2P/MPH/PRODUCT_ERR=0
- Valid point profile: GOM_NL__2P/NL_LOCAL_SPECIES_DENSITY/pcd(0)=0

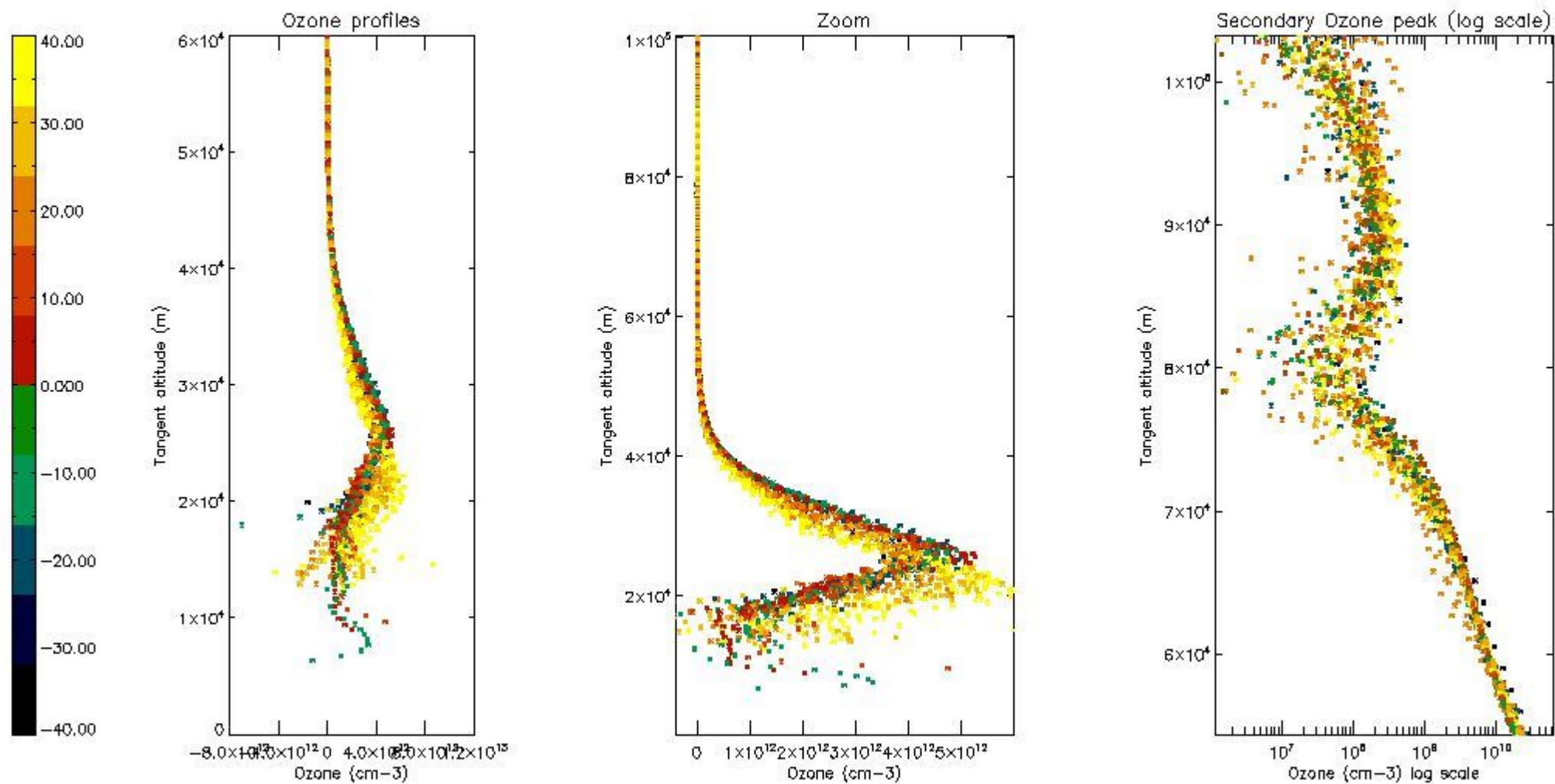
So, the table below shows the percentage of dark limb and valid observations for each criteria with respect to the overall valid daily observations.

Criteria	% of total production
All STD	25
STD < 20	16

STD < 10	14
STD < 5	9

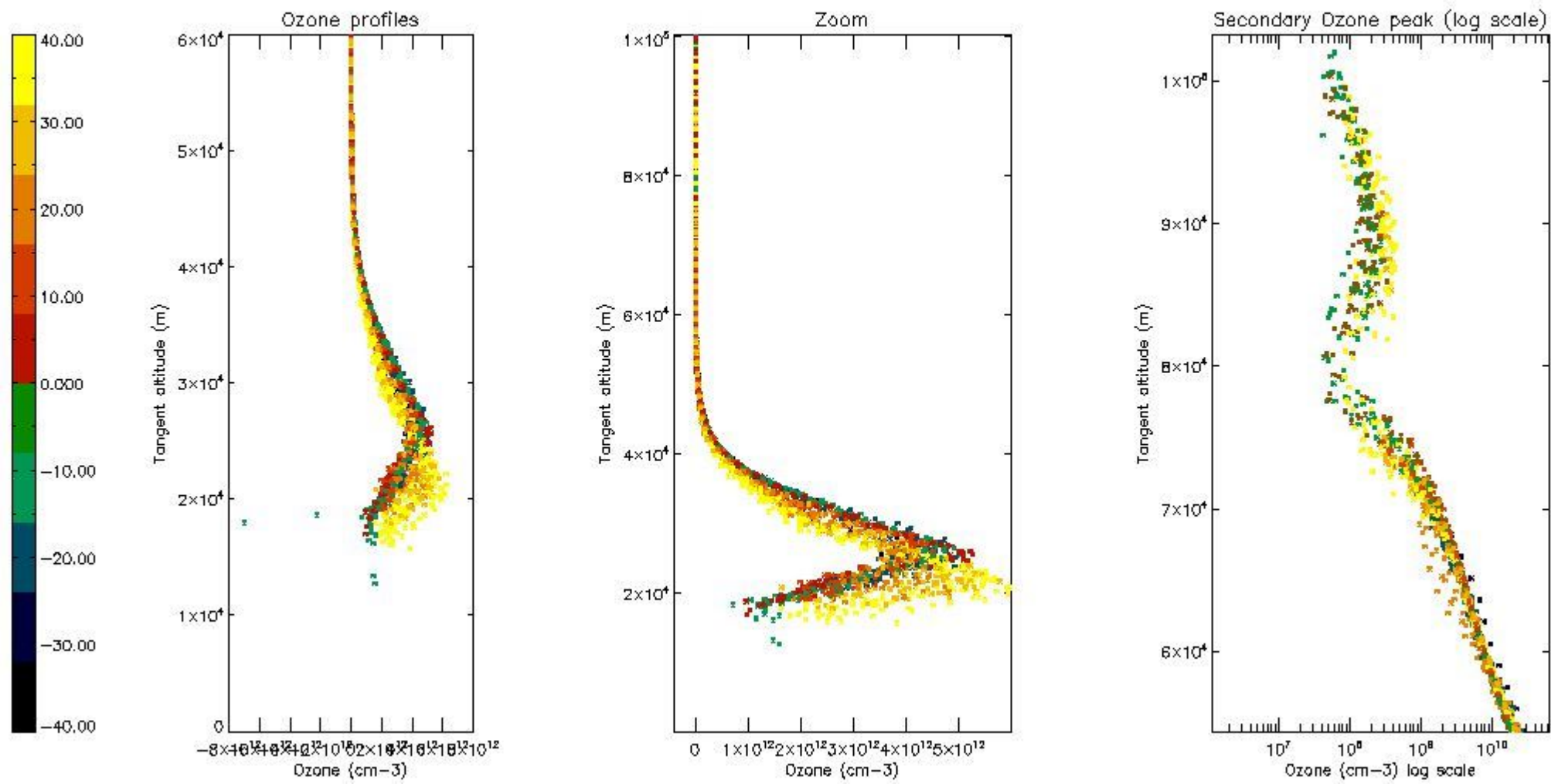
5.2 Plot ozone profiles for all STD (dark without errors)

The colorbar represents the latitude.



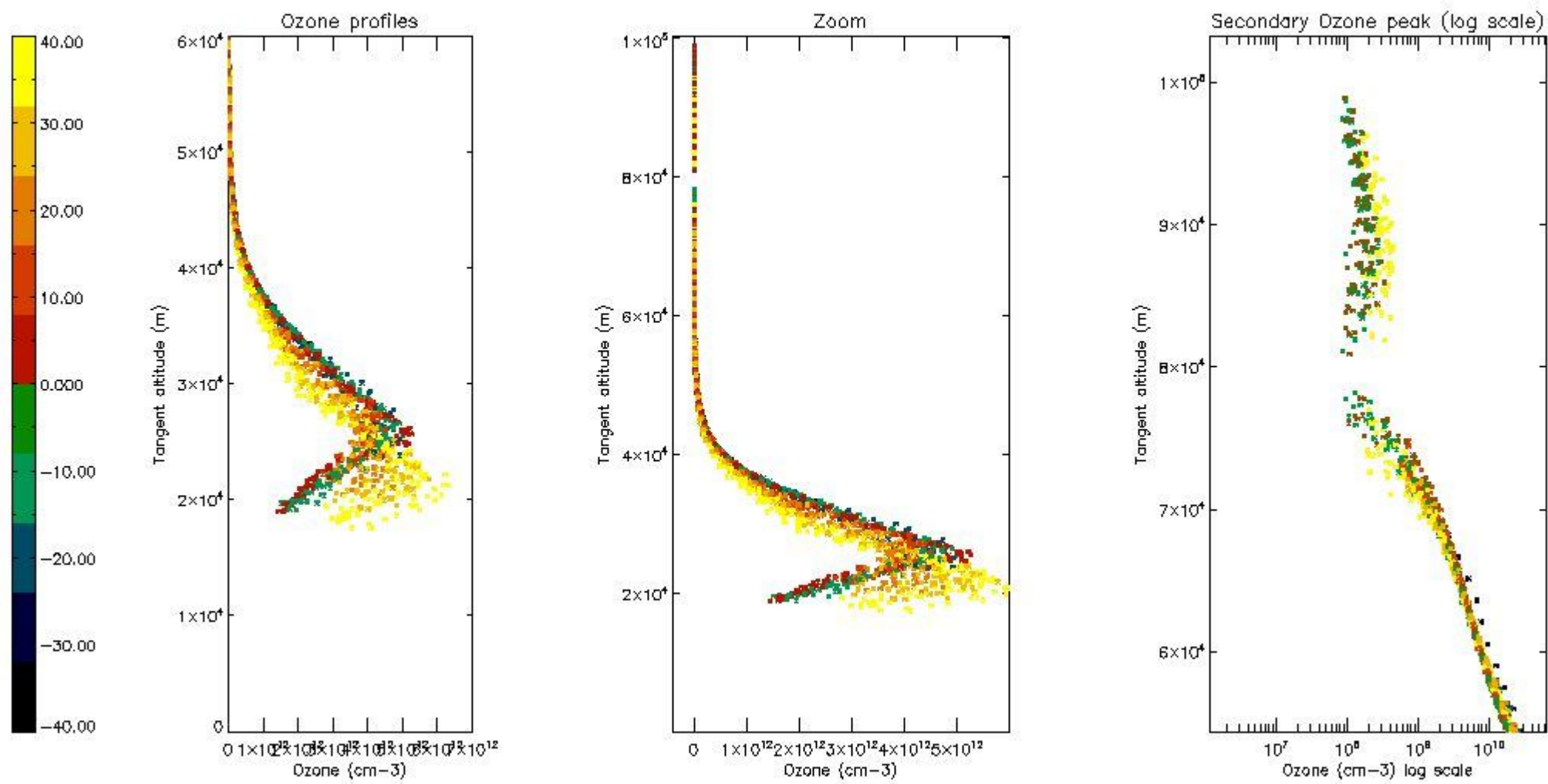
5.3 Plot ozone profiles where STD < 20% (dark without errors)

The colorbar represents the latitude.



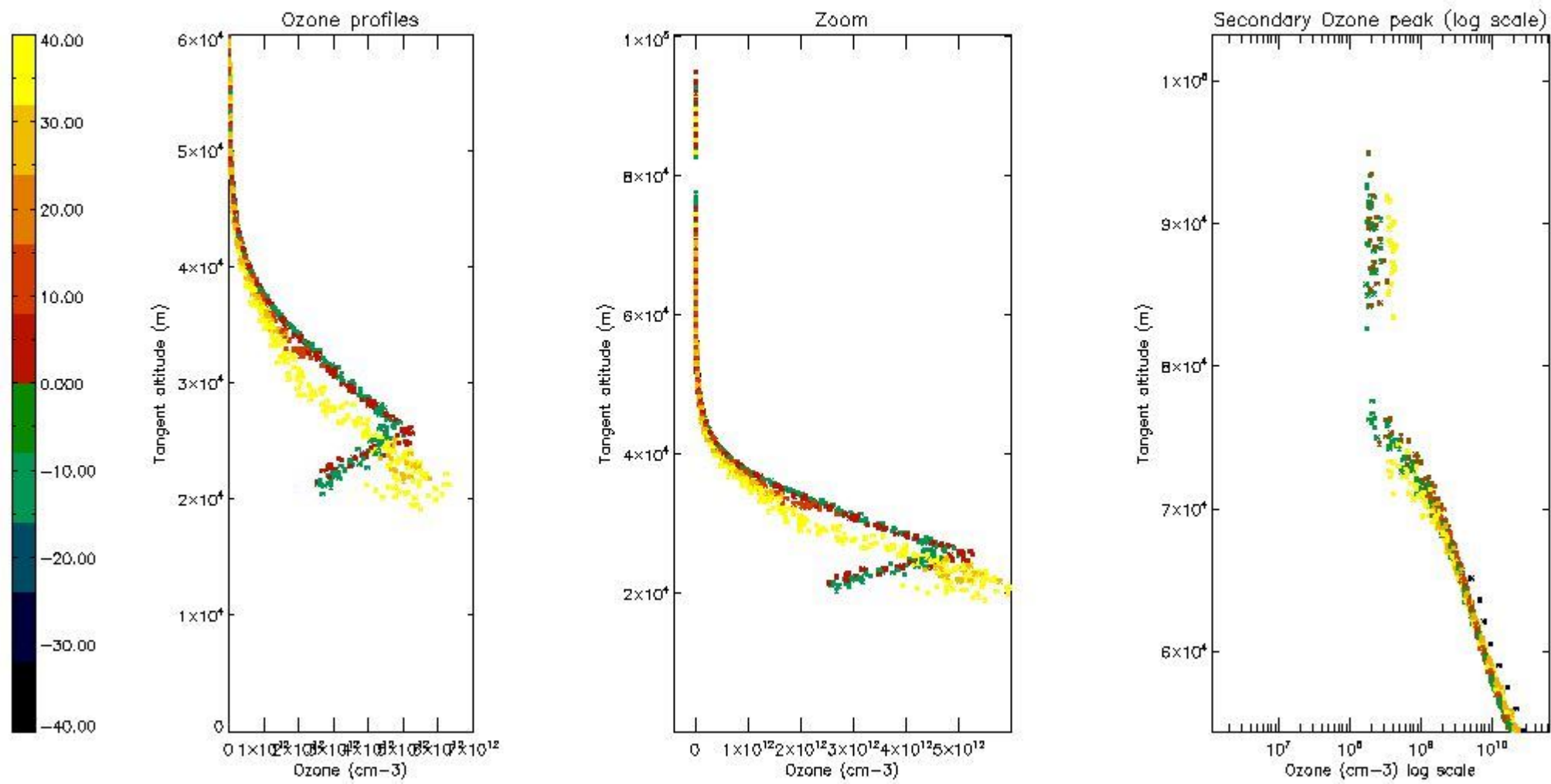
5.4 Plot ozone profiles where STD < 10% (dark without errors)

The colorbar represents the latitude.



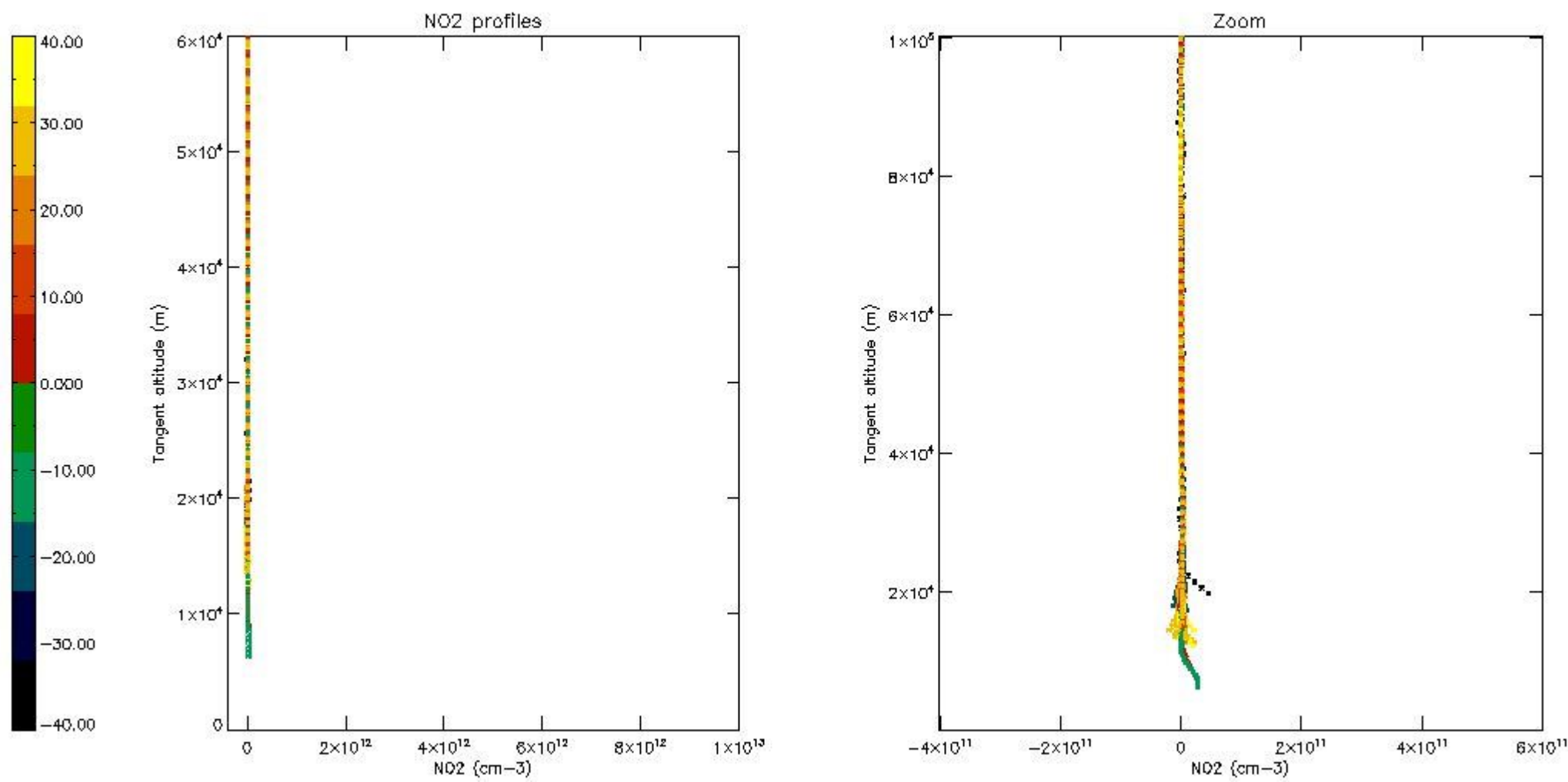
5.5 Plot ozone profiles where STD < 5% (dark without errors)

The colorbar represents the latitude.



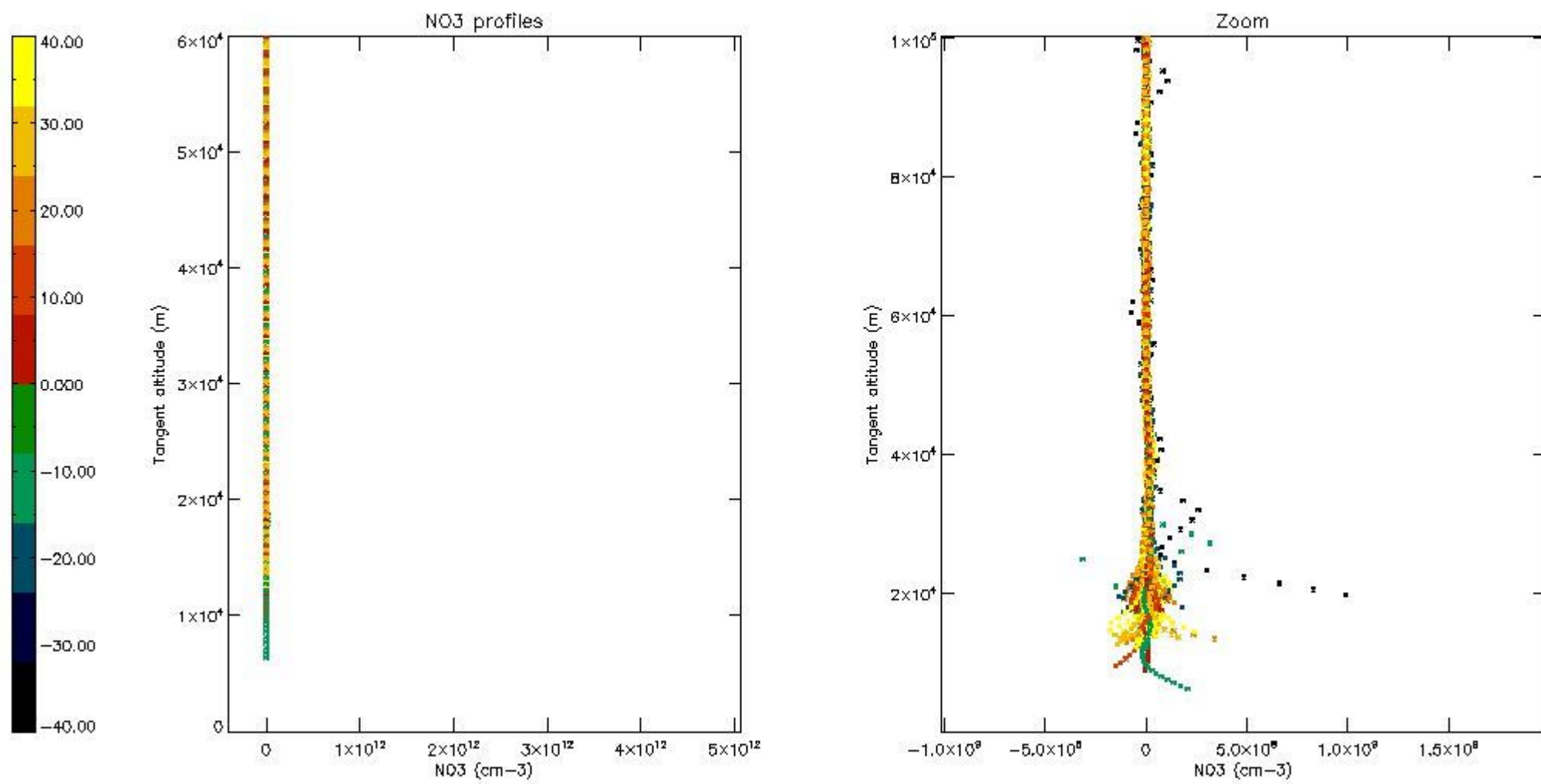
5.6 Plot NO₂ profiles for all STD (dark without errors)

The colorbar represents the latitude.



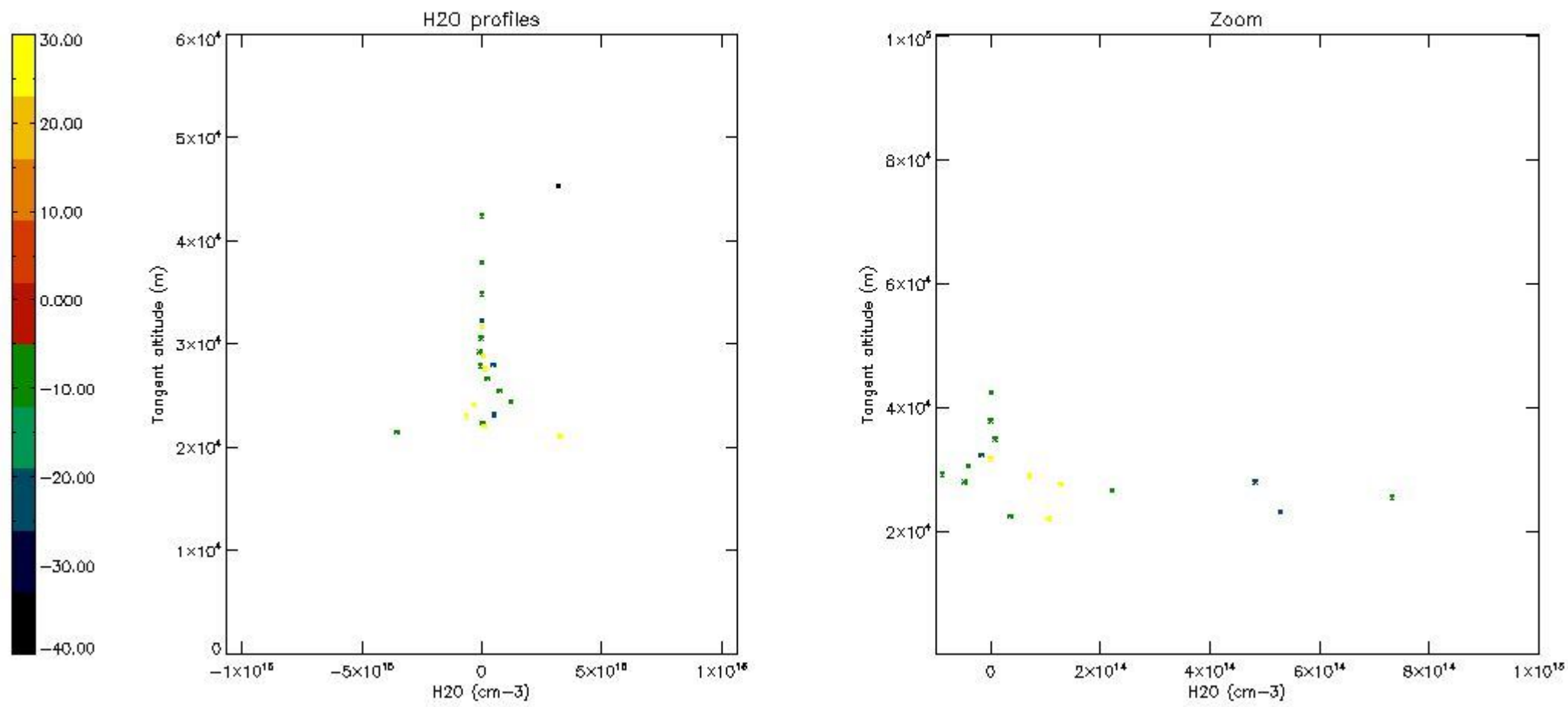
5.7 Plot NO3 profiles for all STD (dark without errors)

The colorbar represents the latitude.



5.8 Plot H₂O profiles for all STD (only for occultations of stars 1,2,3,4,13,14,16,26,63 dark without errors)

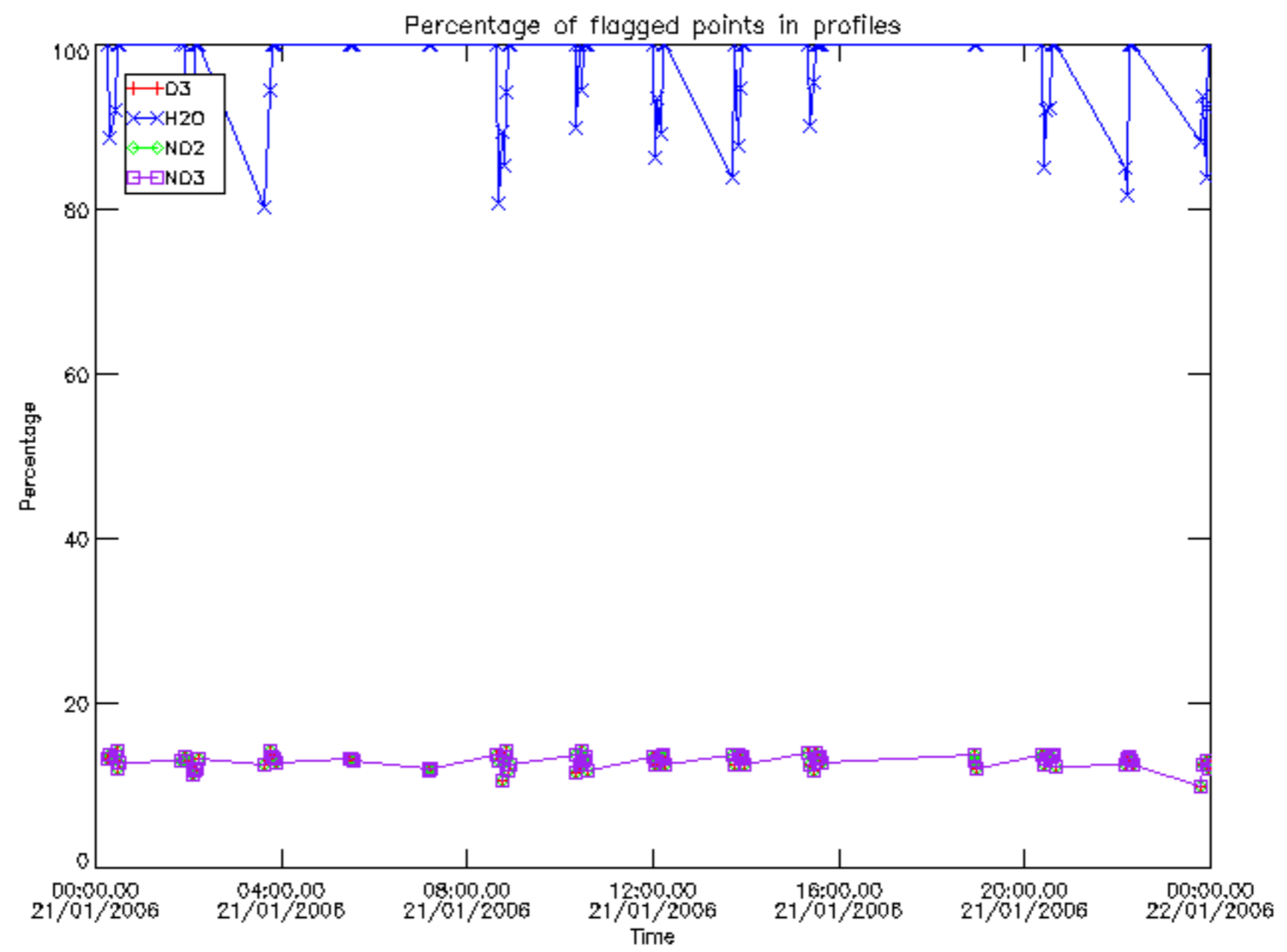
The colorbar represents the latitude.



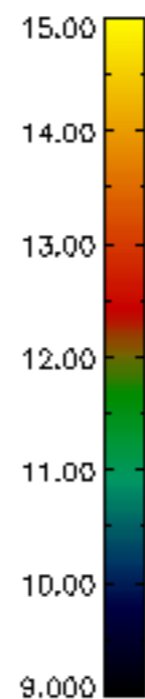
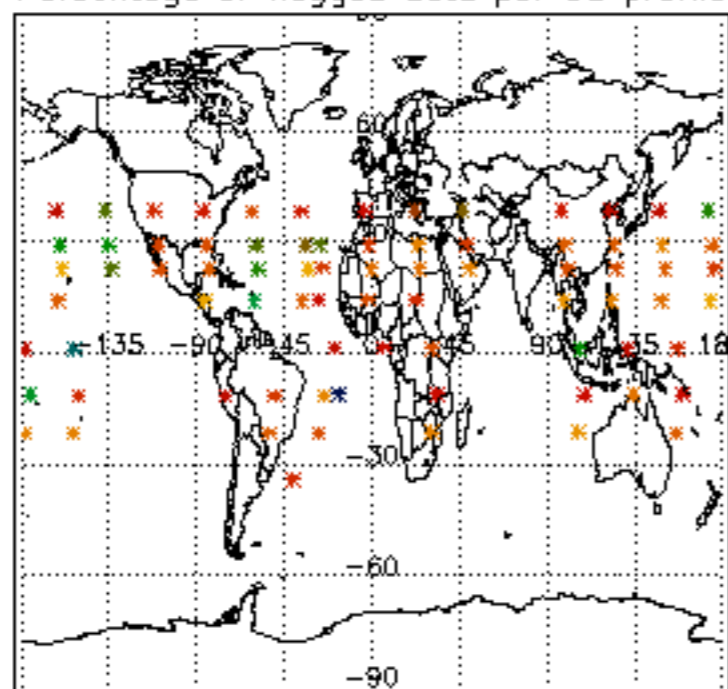
6. Auxiliary Data Files used for the production reported in section 2

The number reported in the third column indicates since which file (see list in section 2) the corresponding auxiliary file has been used. The fourth column is the date of those product files.

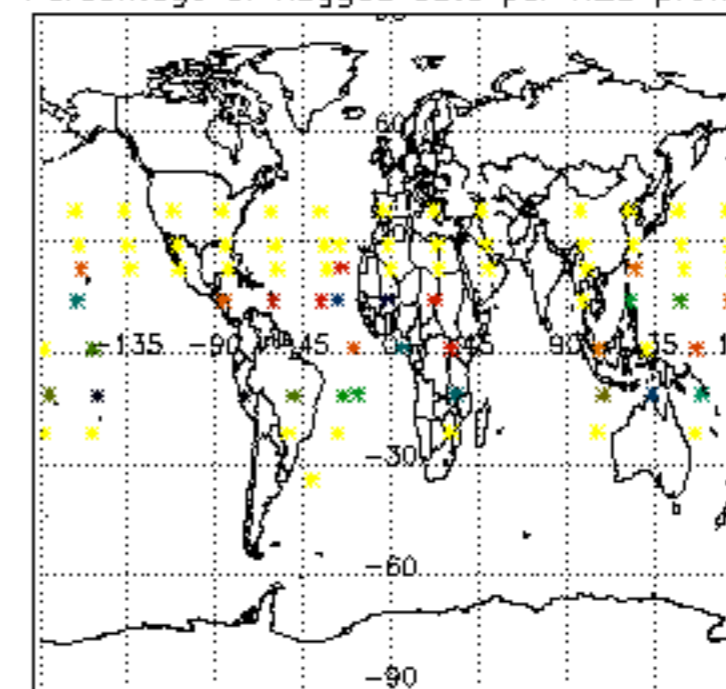
Type	Auxiliary Filename	Used since product	Used since product date
INST_PHYS_CHARACTERISTICS	GOM_INS_AXVIEC20091111_143220_20030716_120000_20500101_000000	1	21-JAN-2006 00:00:50
LEVEL-2_PROC_CONFIG	GOM_PR2_AXVIEC20091111_152718_20020301_000000_20500101_000000	1	21-JAN-2006 00:00:50
CROSS_SECTIONS_FILE	GOM_CRS_AXVIEC20091111_154832_20020301_000000_20500101_000000	1	21-JAN-2006 00:00:50



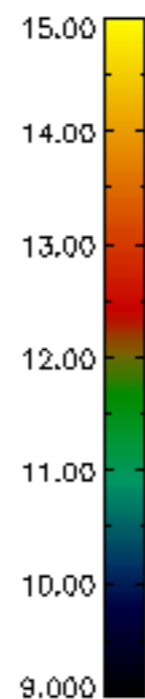
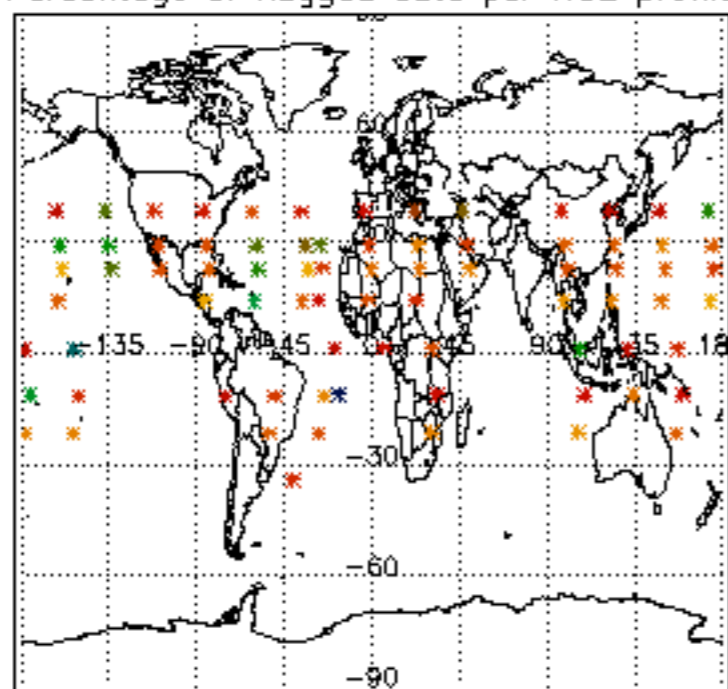
Percentage of flagged data per D3 profile



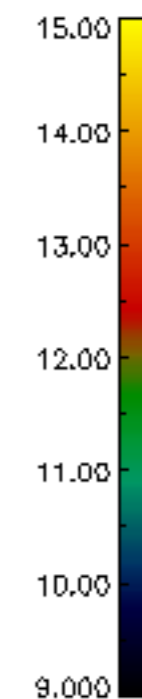
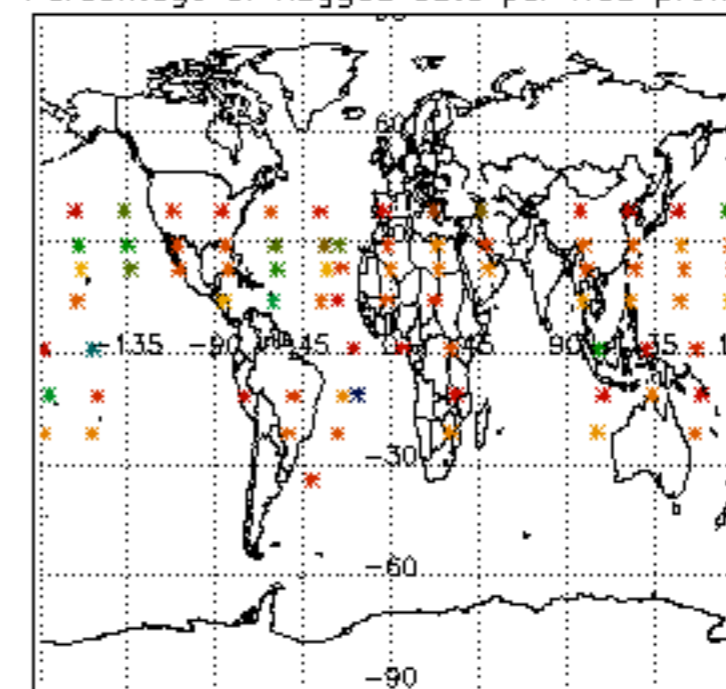
Percentage of flagged data per H2O profile

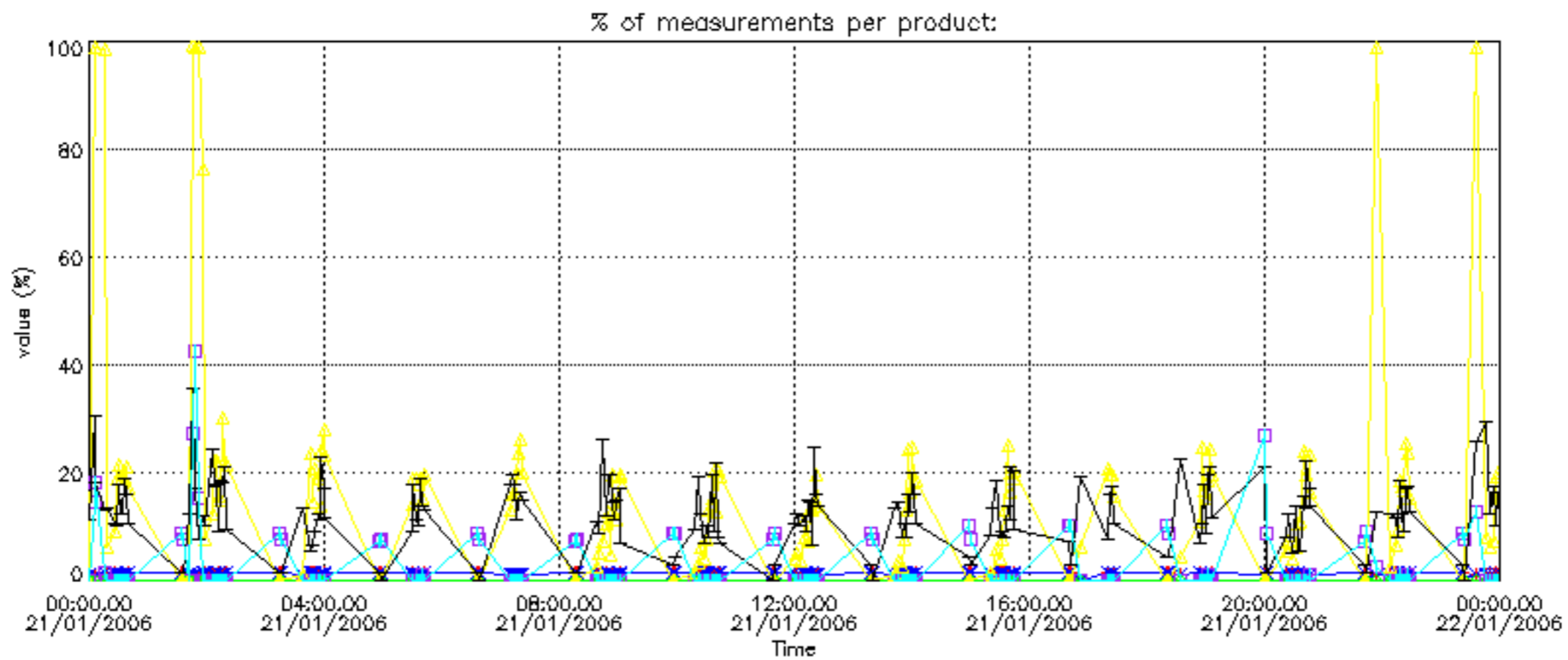


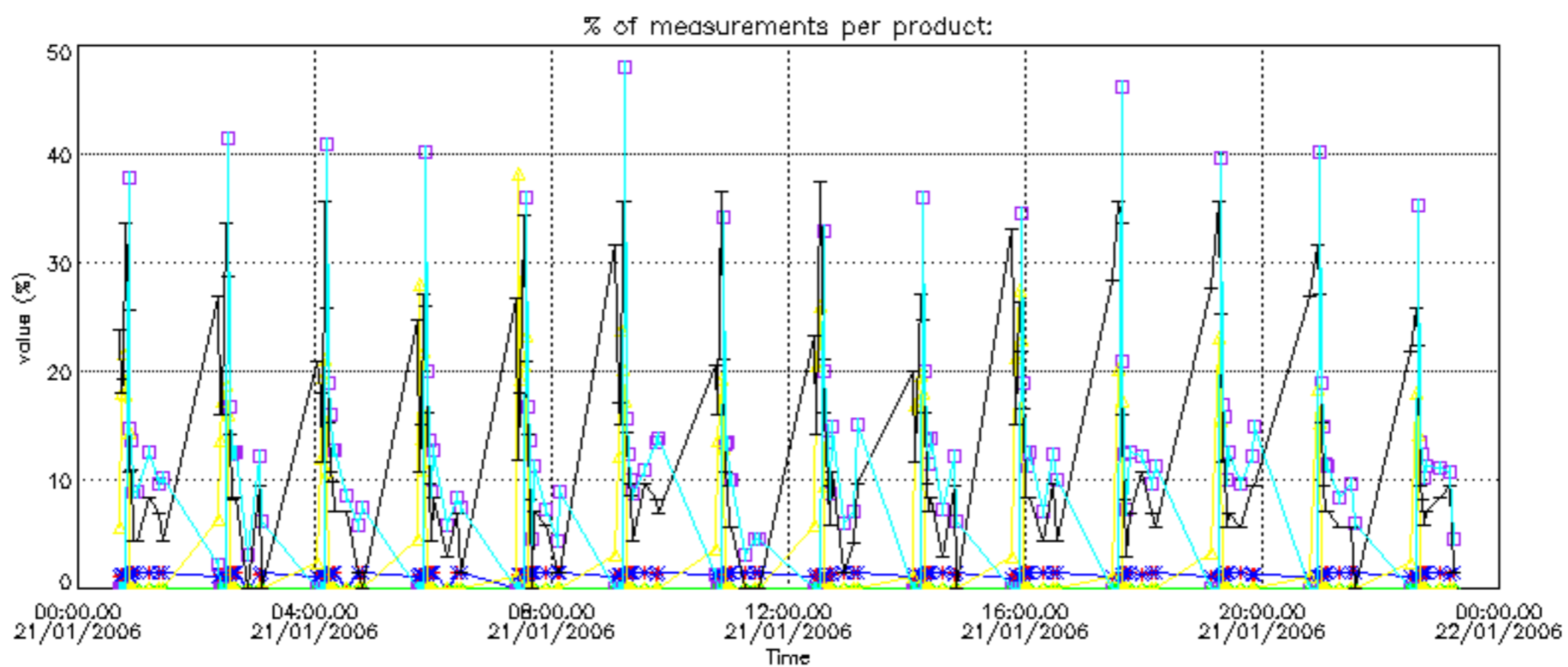
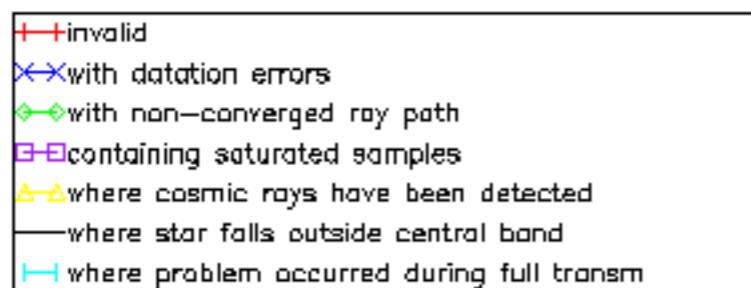
Percentage of flagged data per NO2 profile



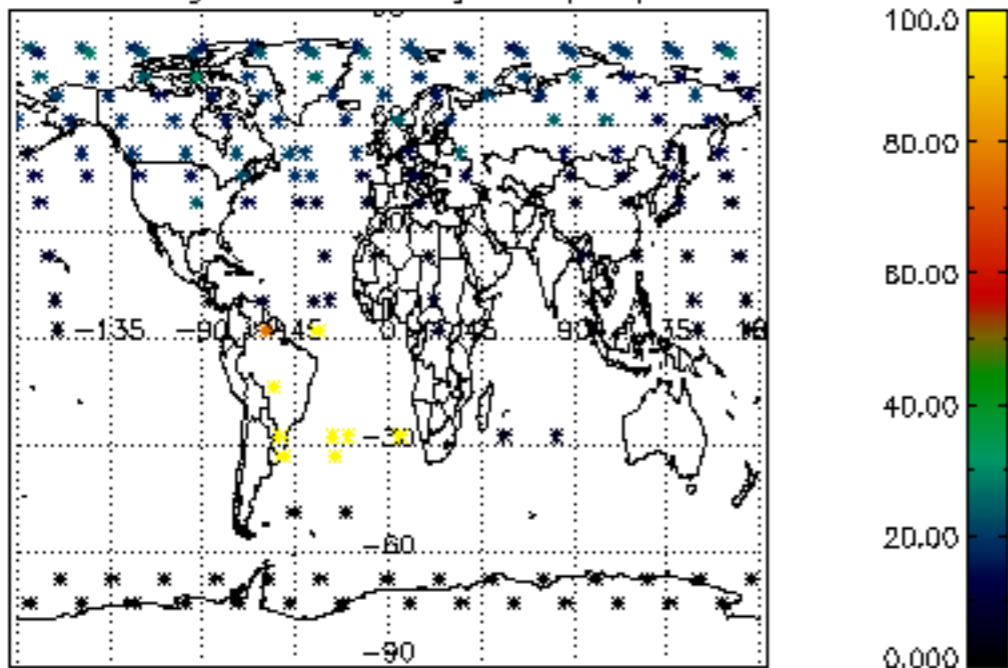
Percentage of flagged data per NO3 profile



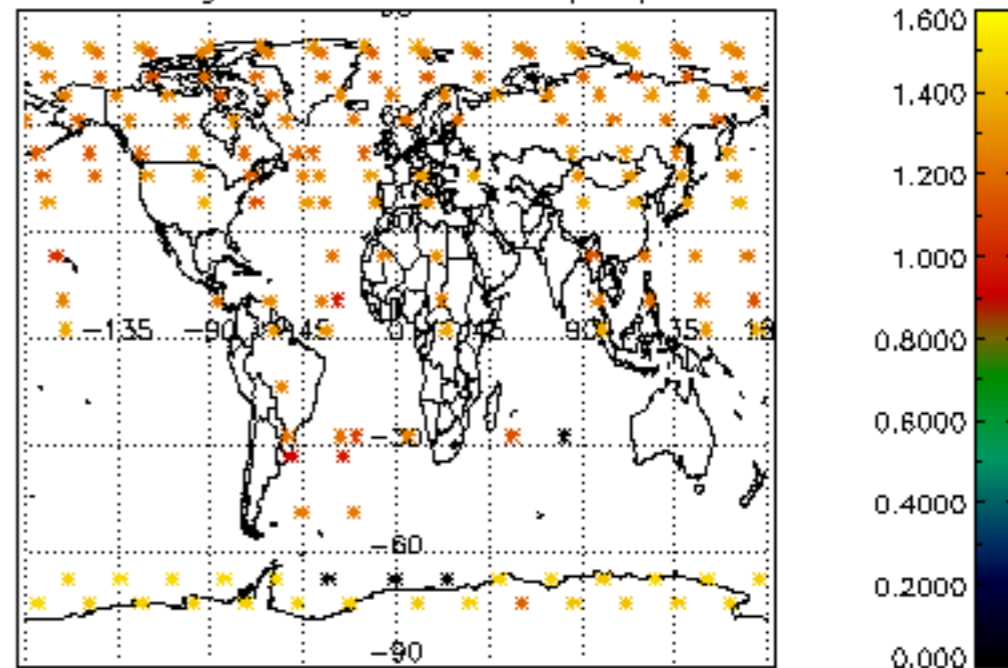




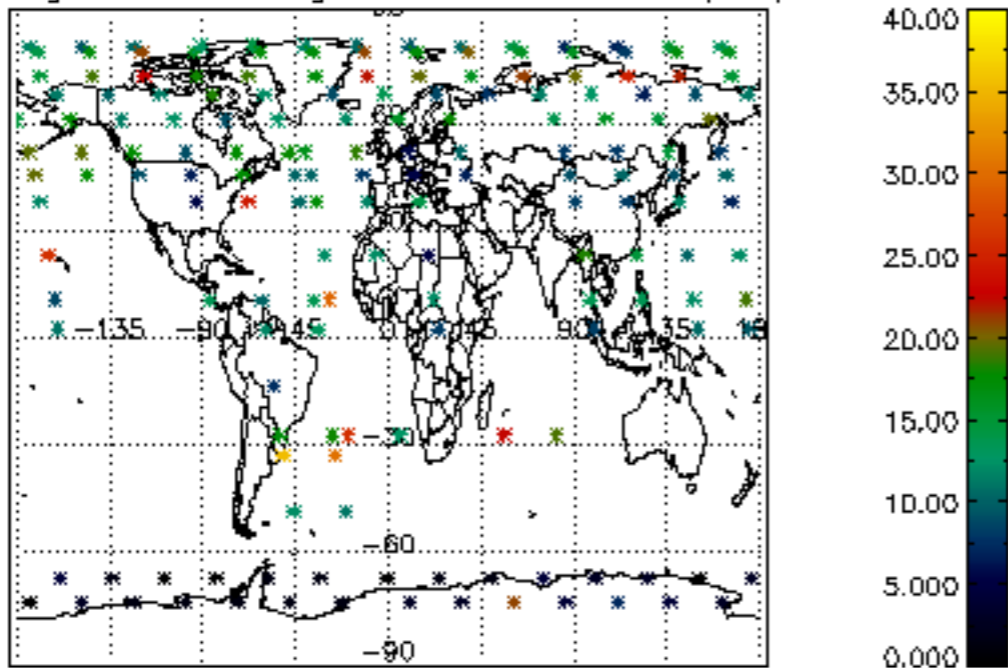
Percentage of cosmic ray hits per profile



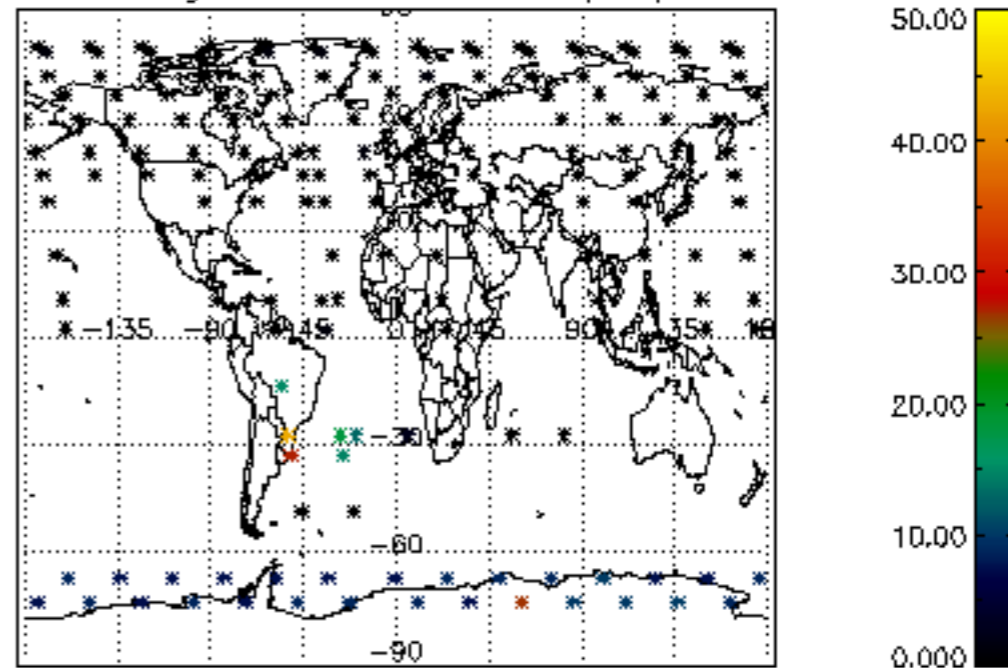
Percentage of datation errors per profile



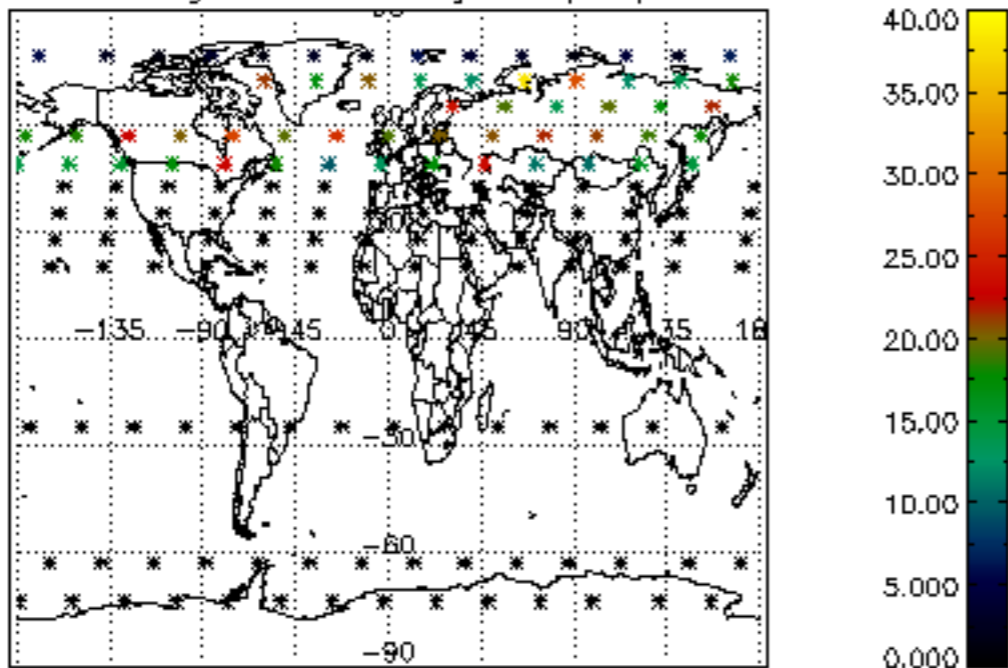
Percentage of star falling outside central band per profile



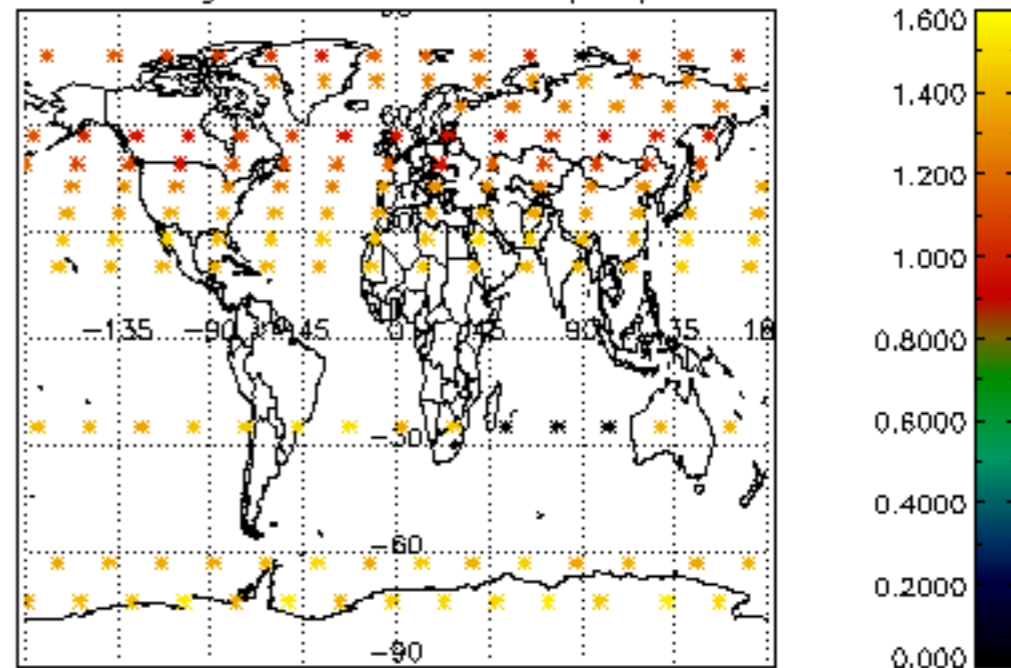
Percentage of saturation errors per profile



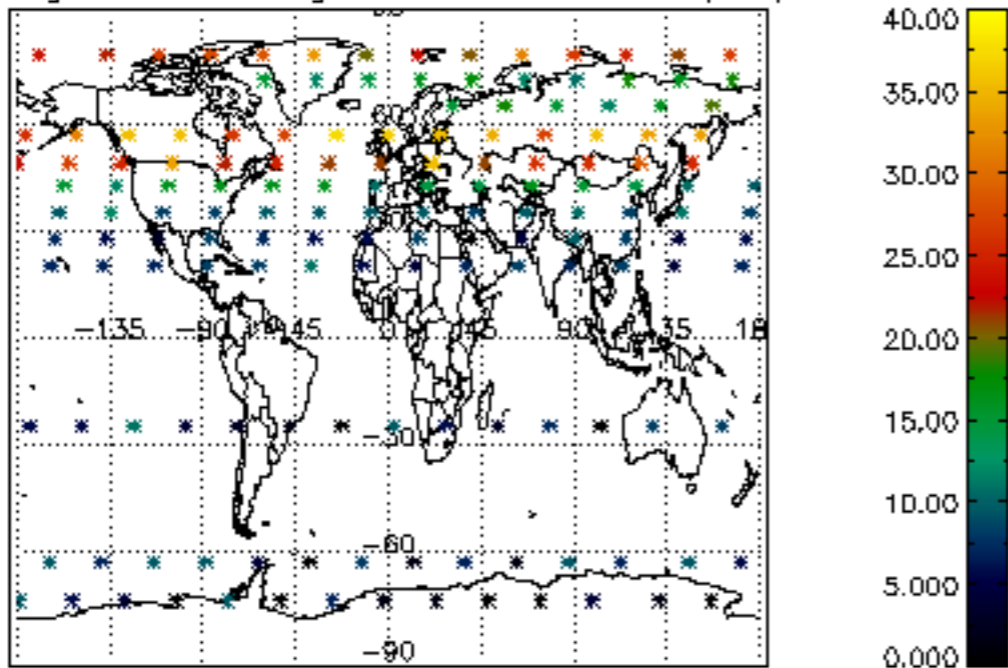
Percentage of cosmic ray hits per profile



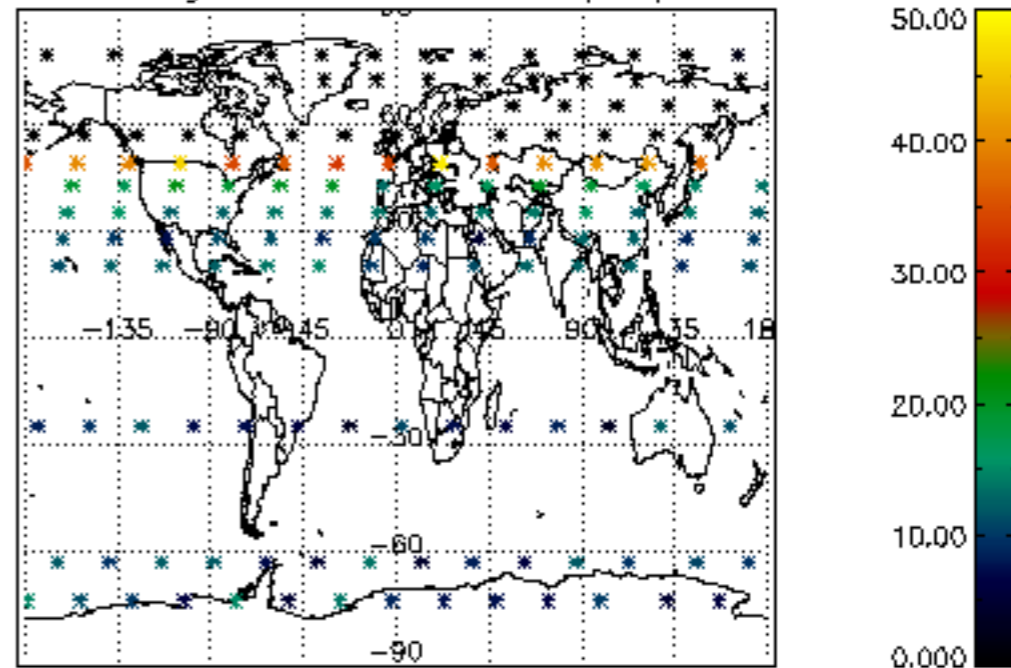
Percentage of datation errors per profile

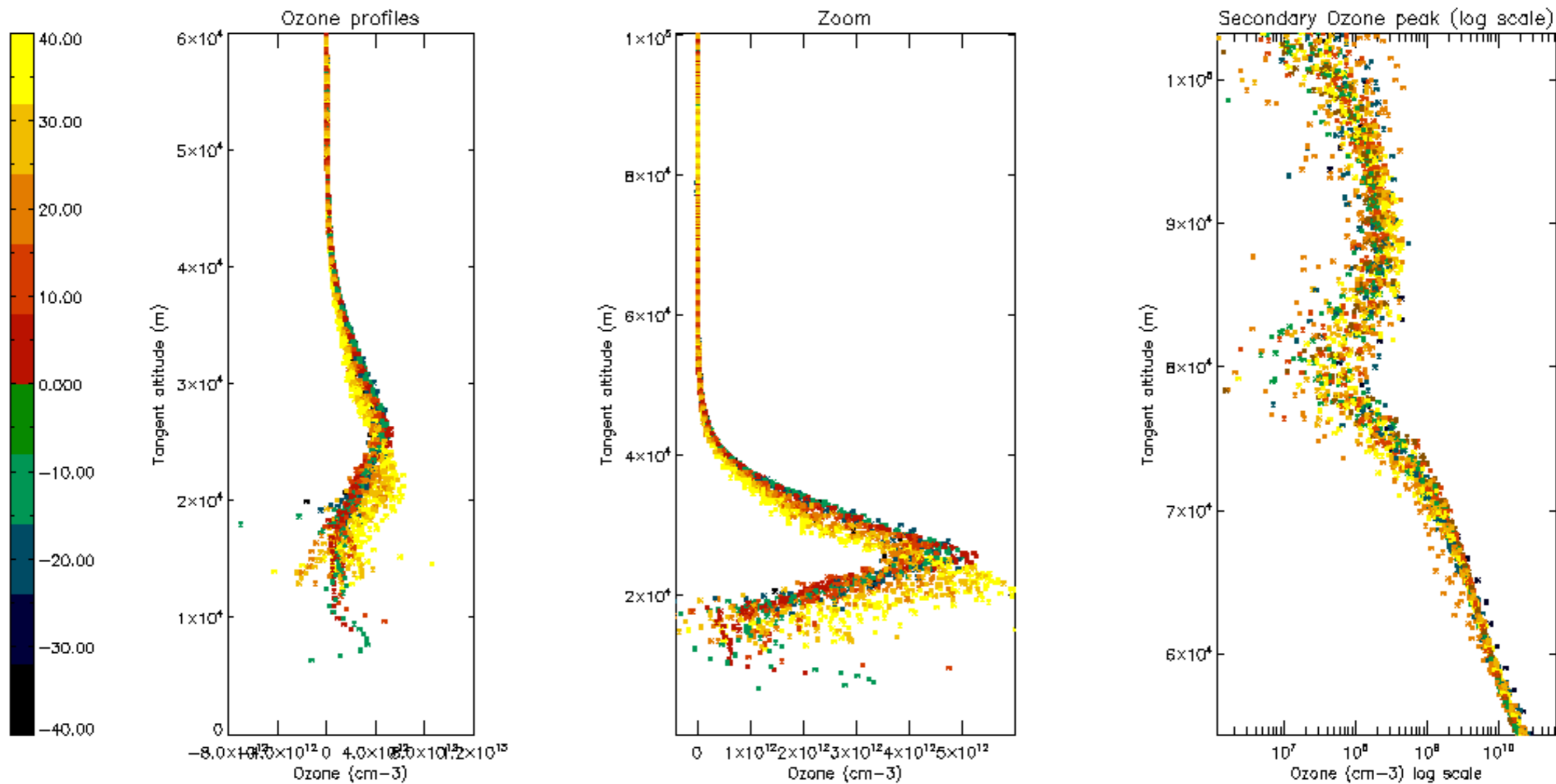


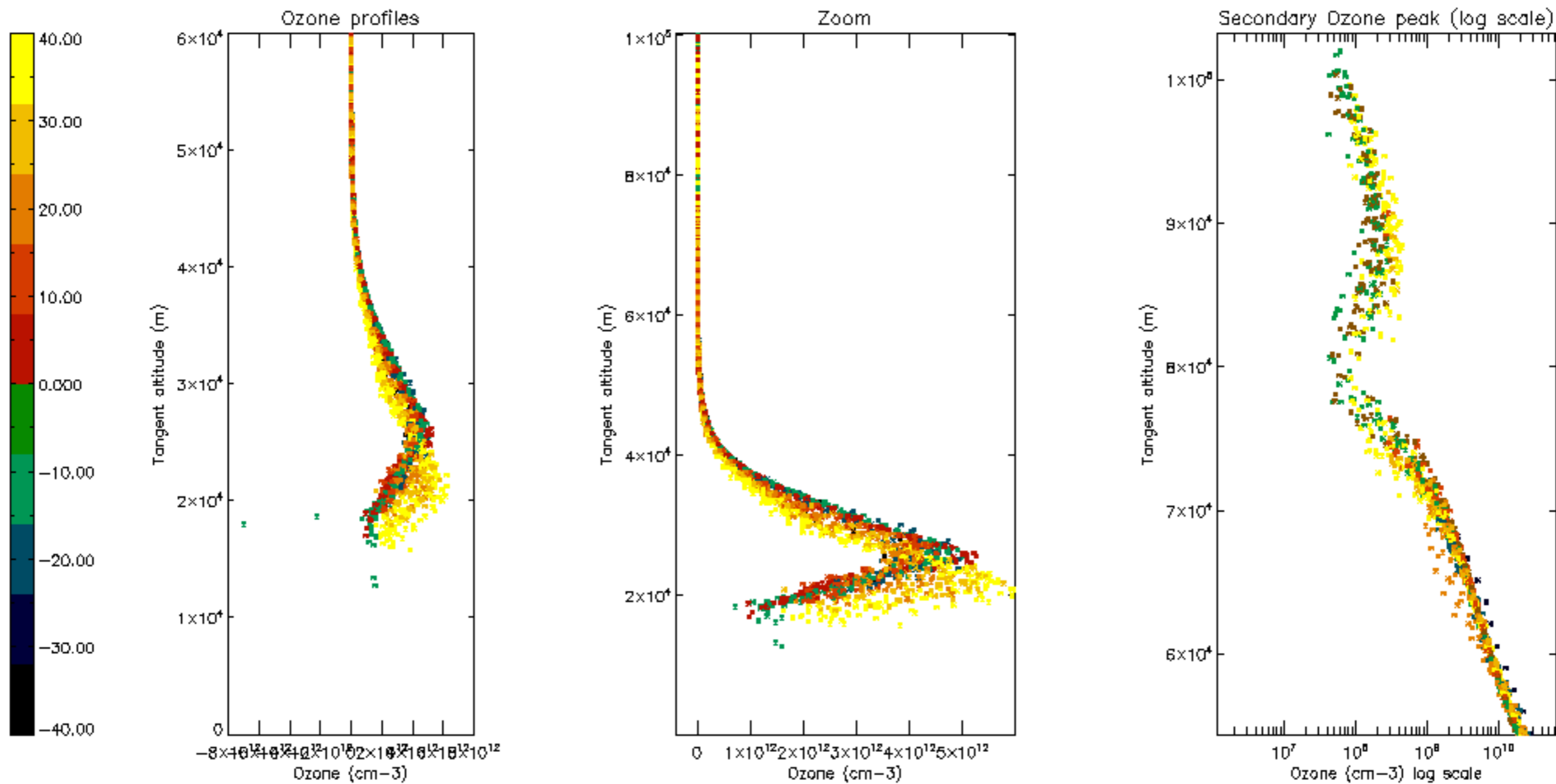
Percentage of star falling outside central band per profile

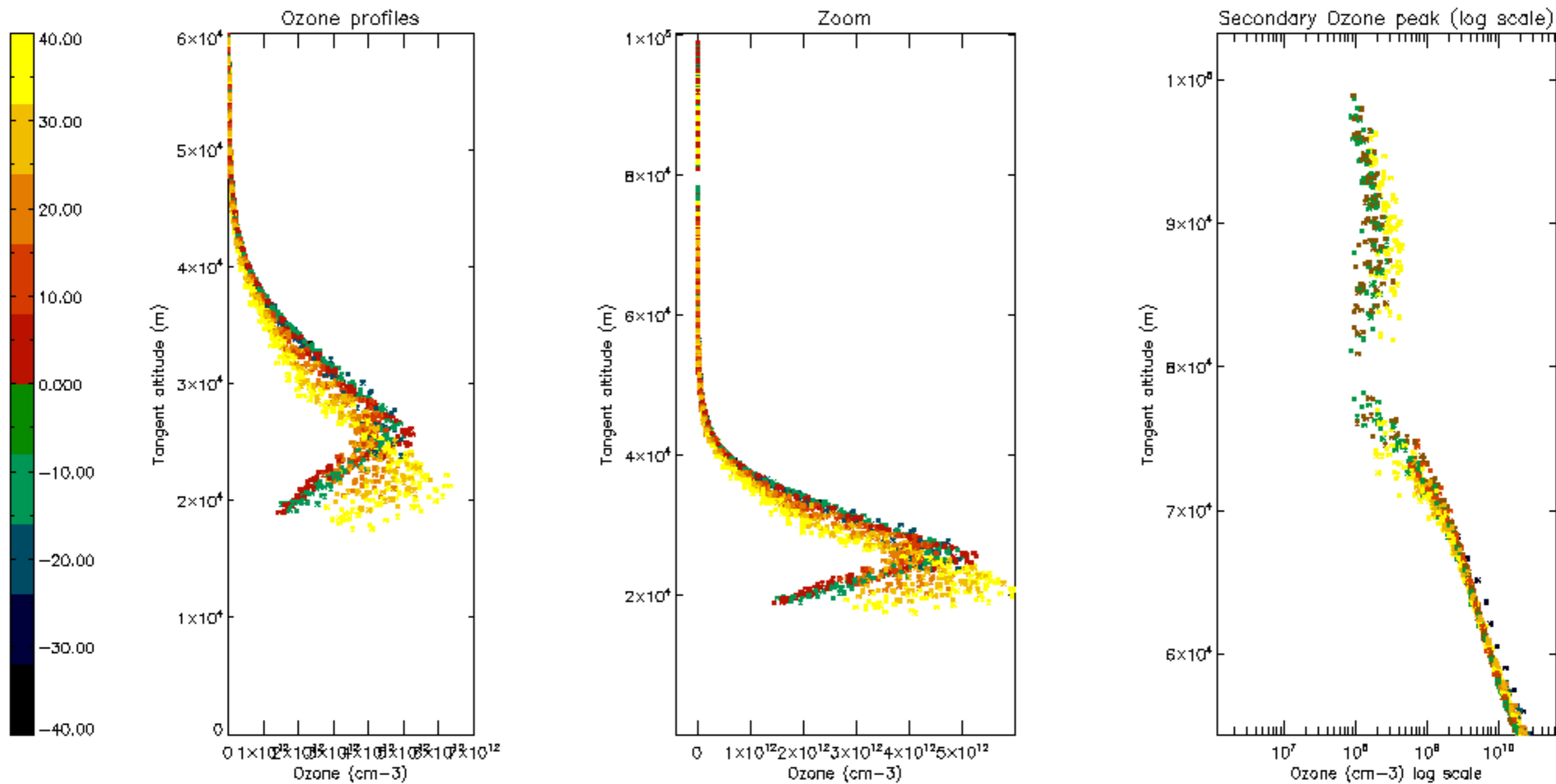


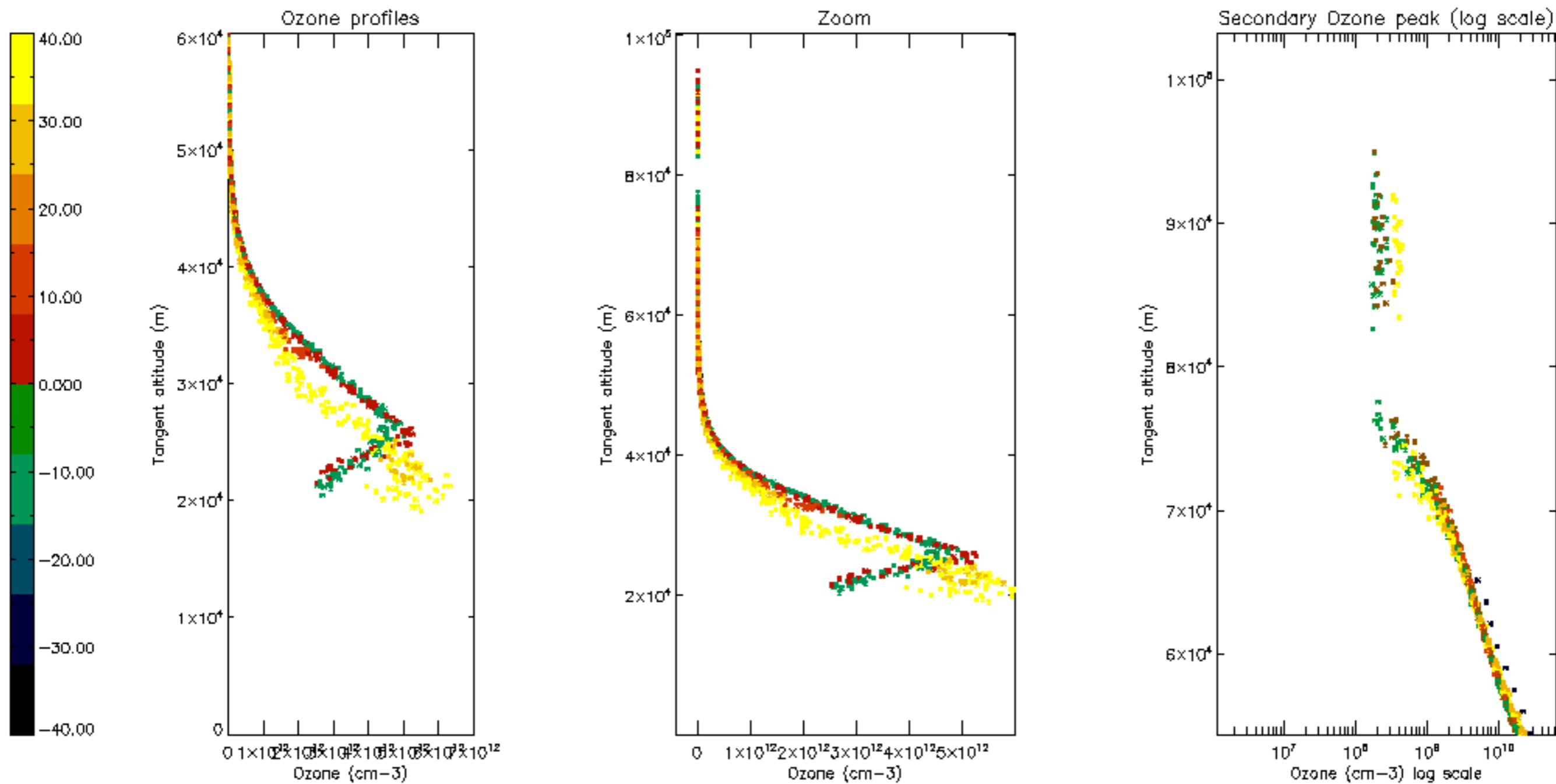
Percentage of saturation errors per profile

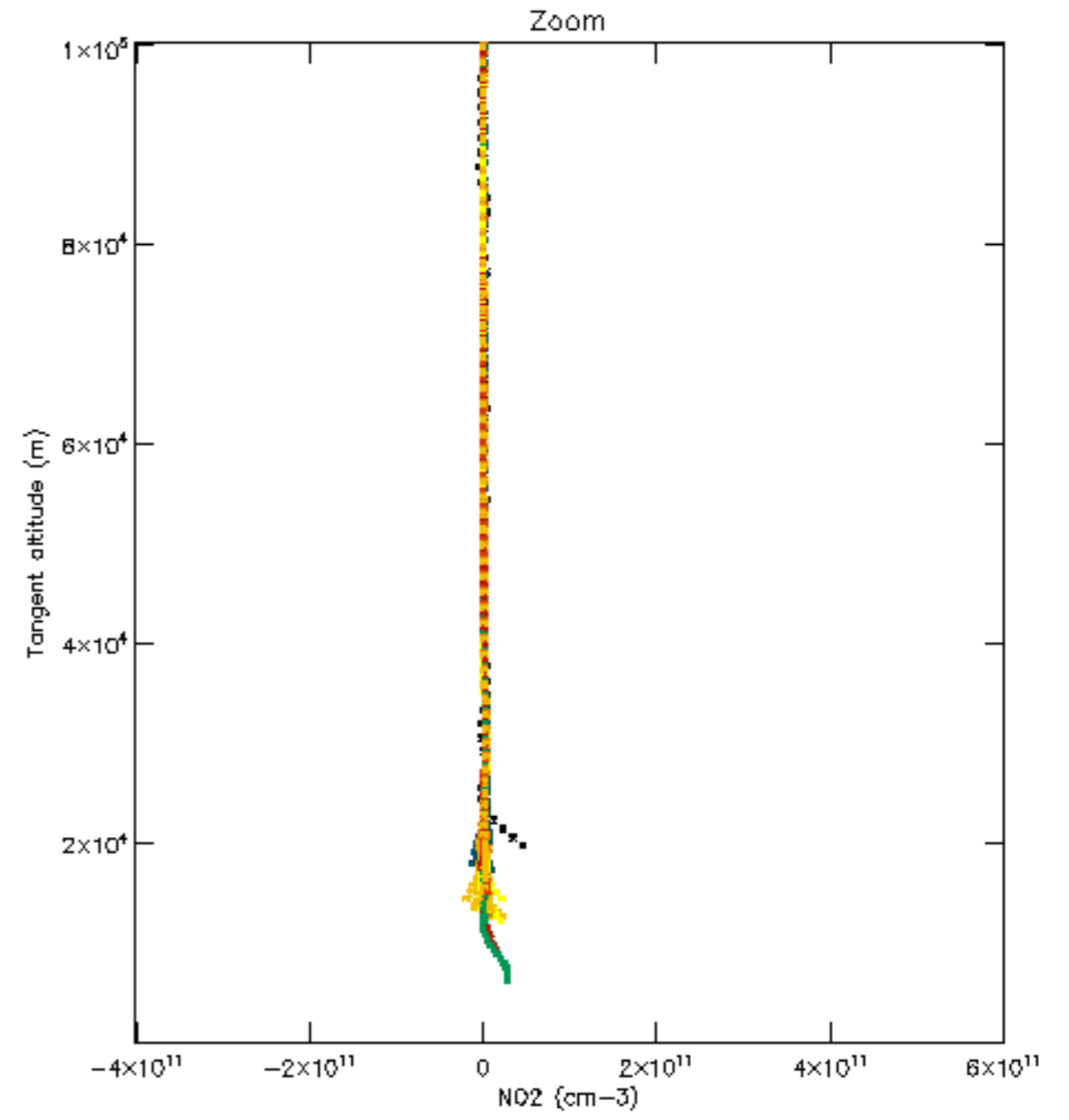
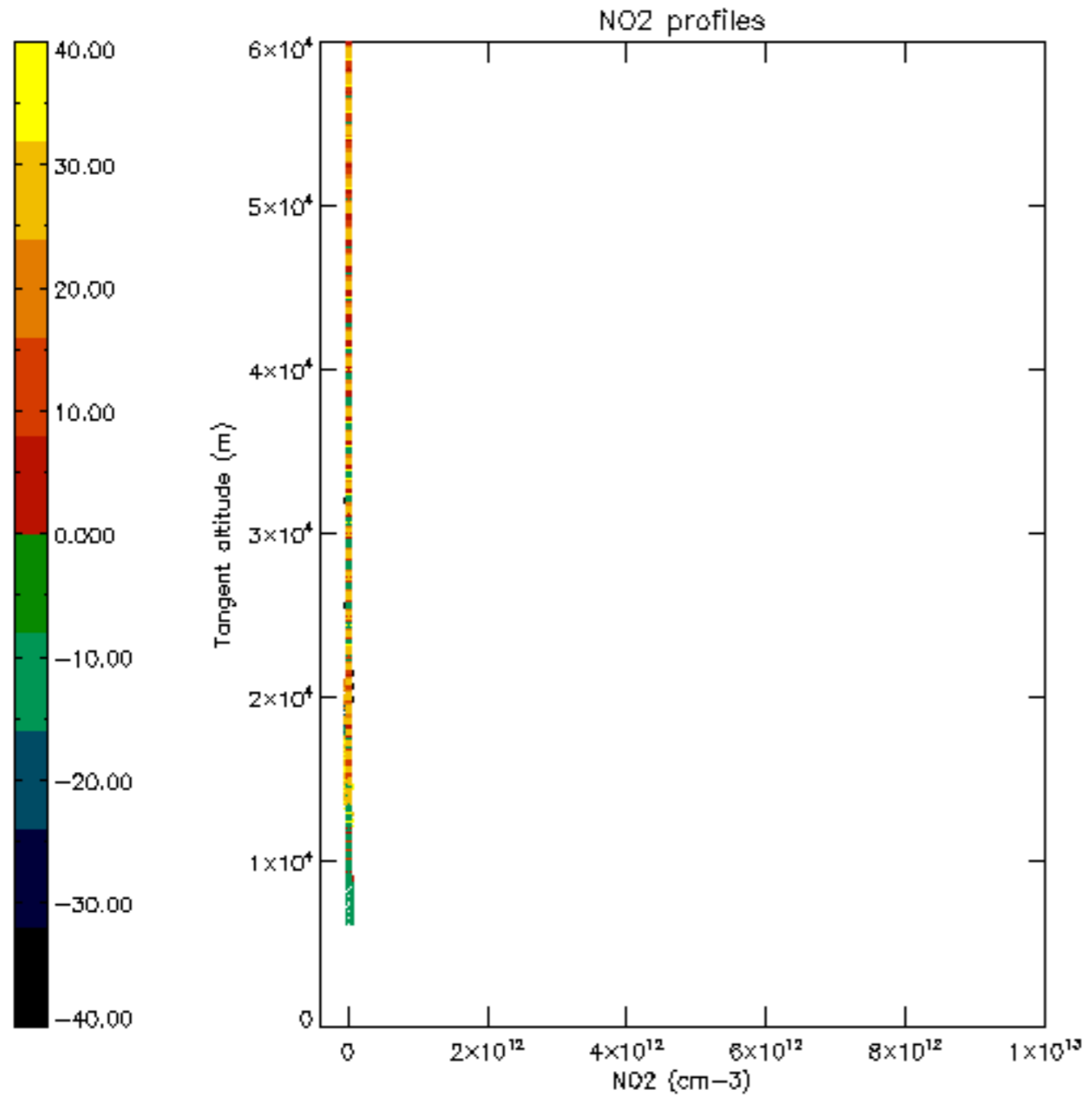


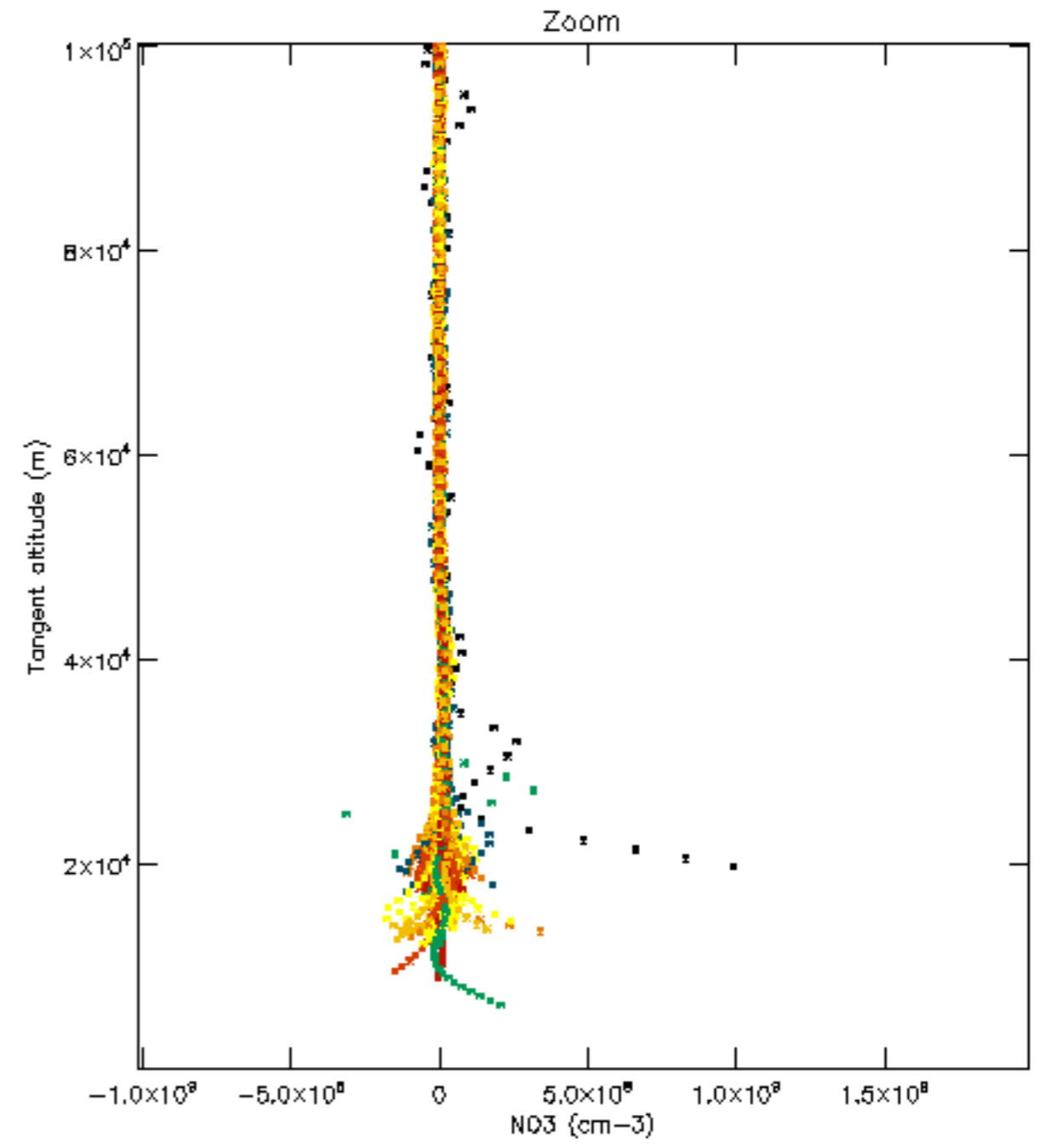
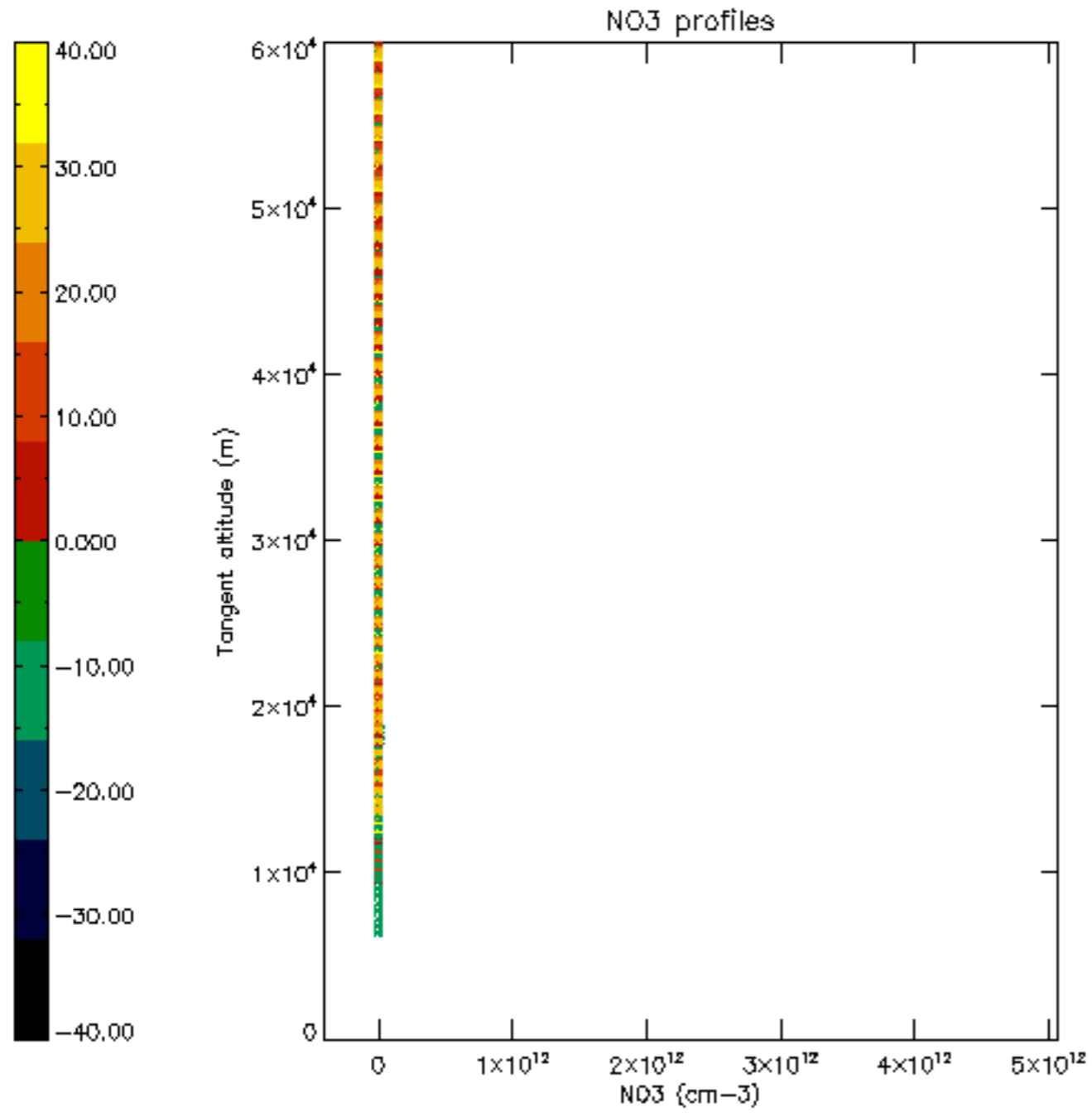


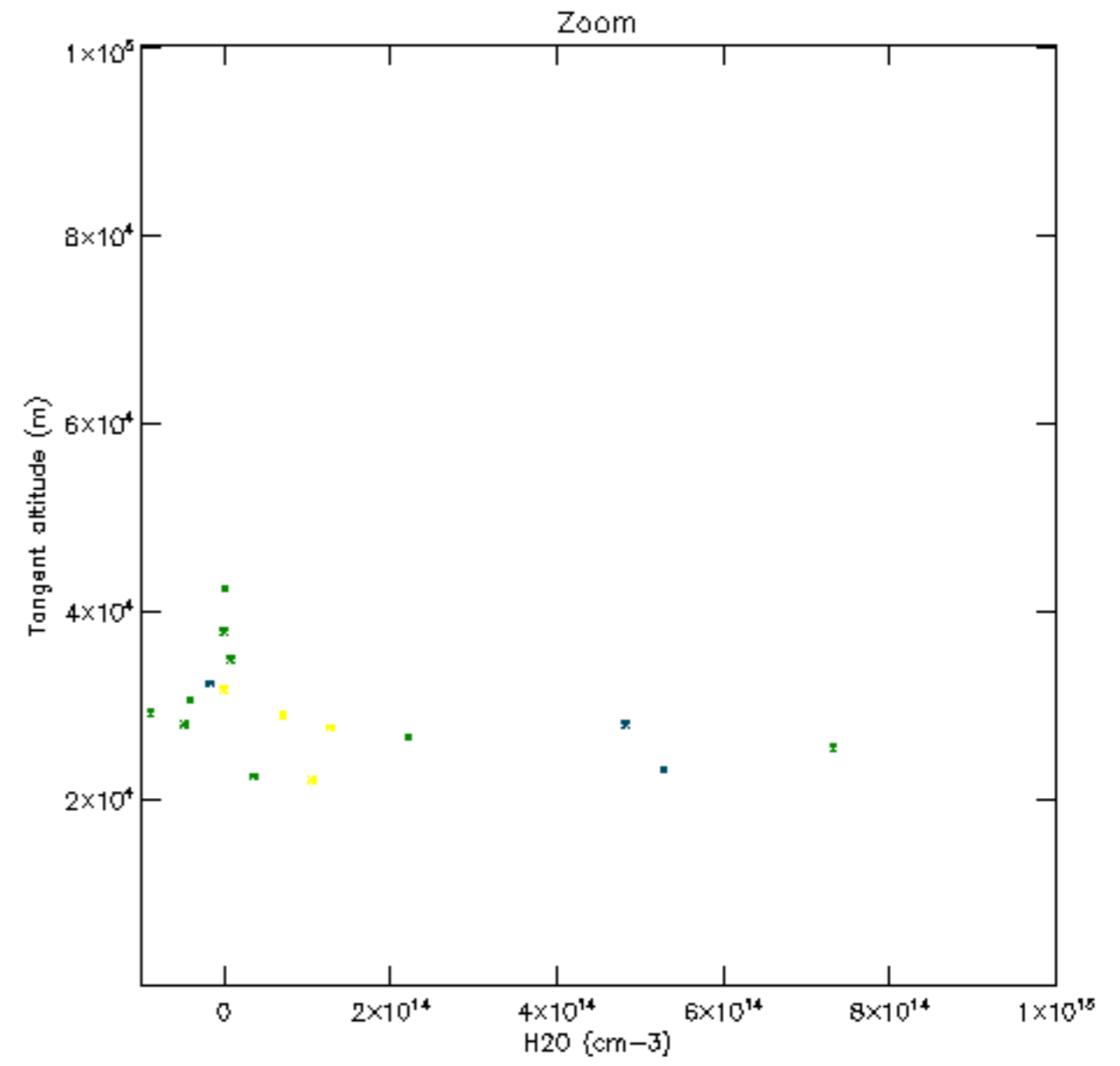
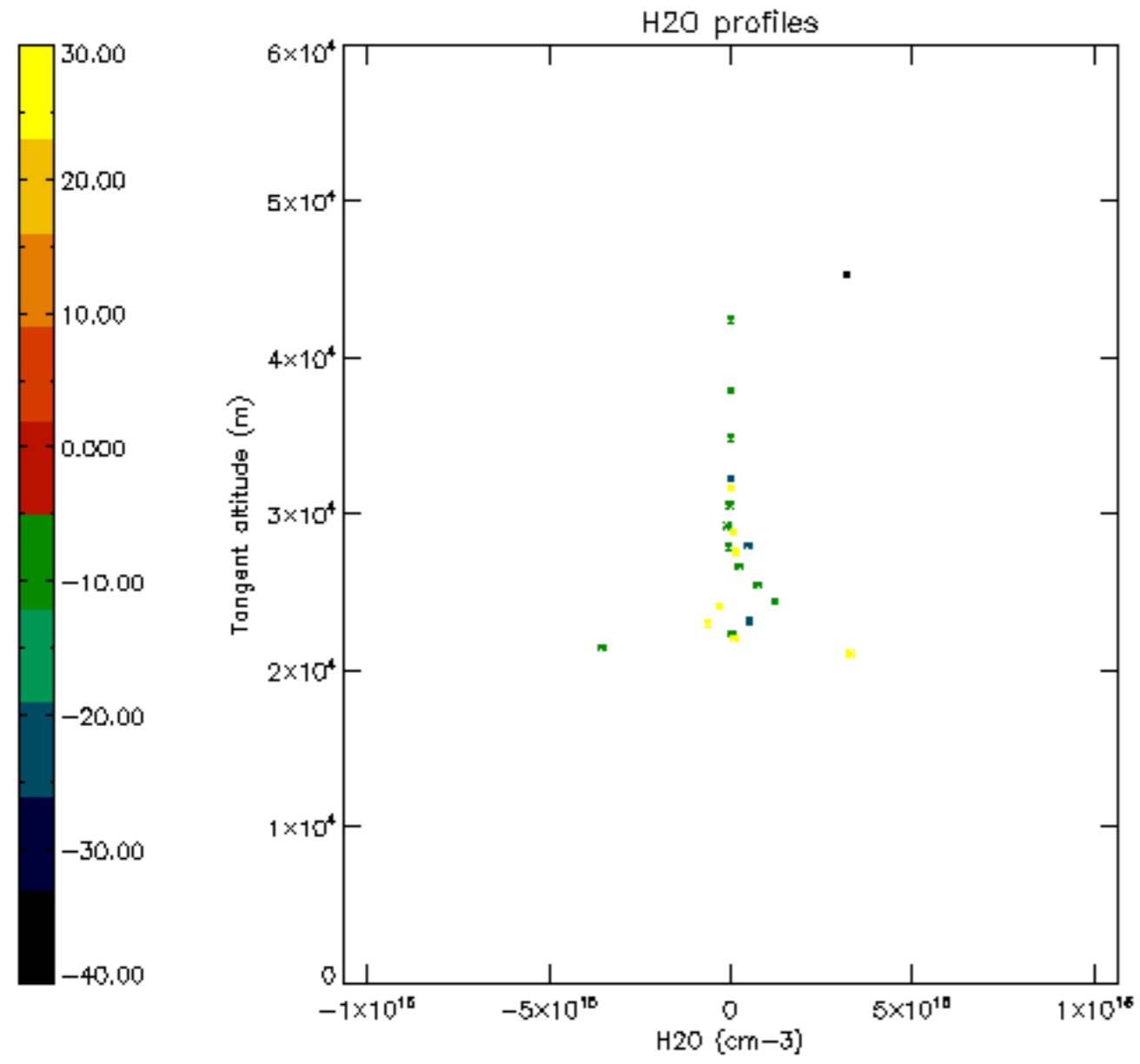


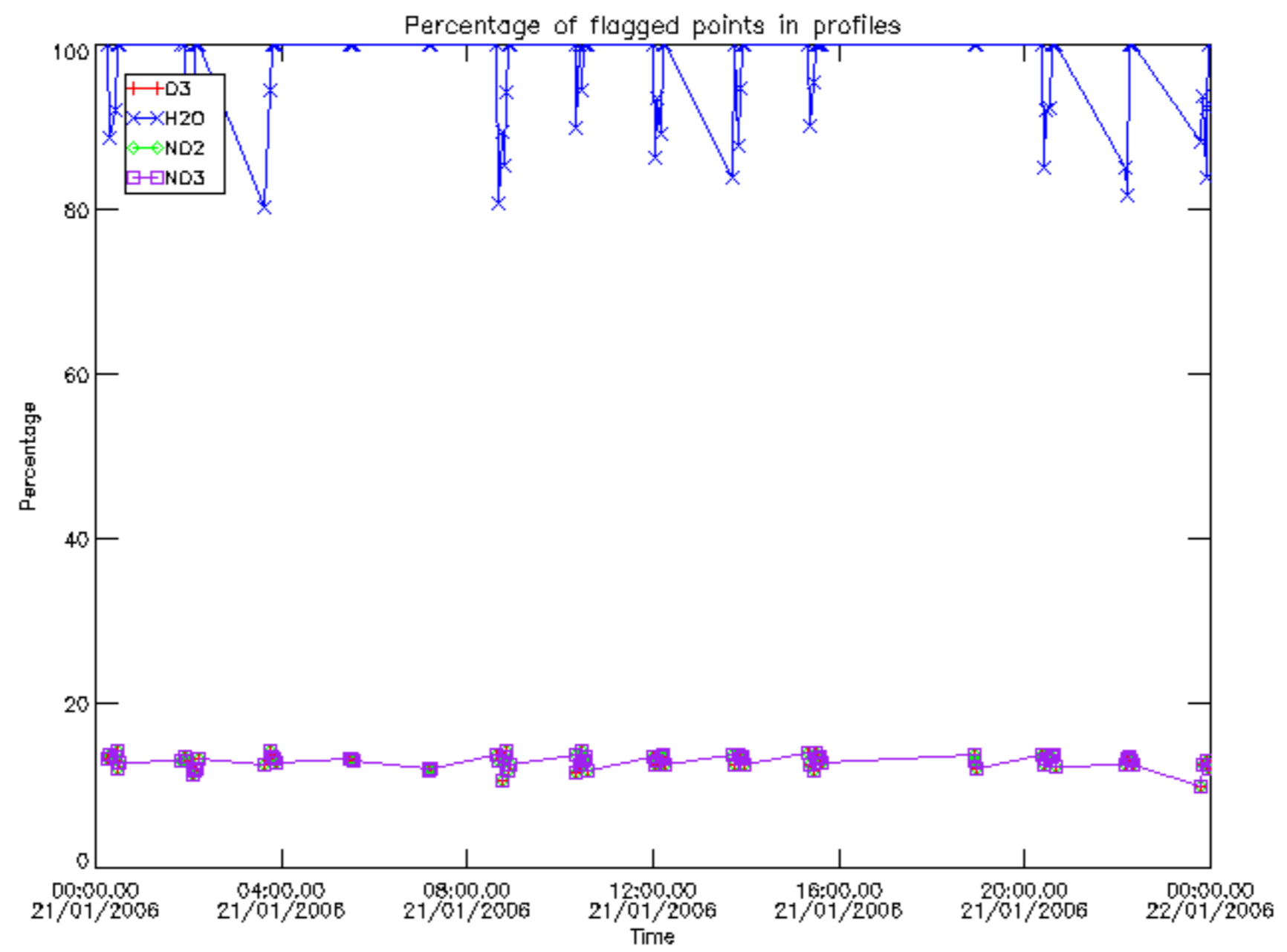




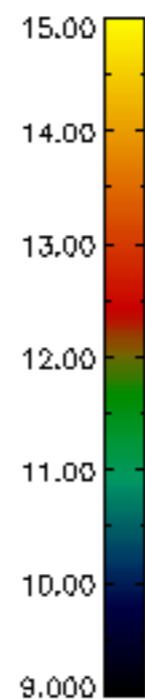
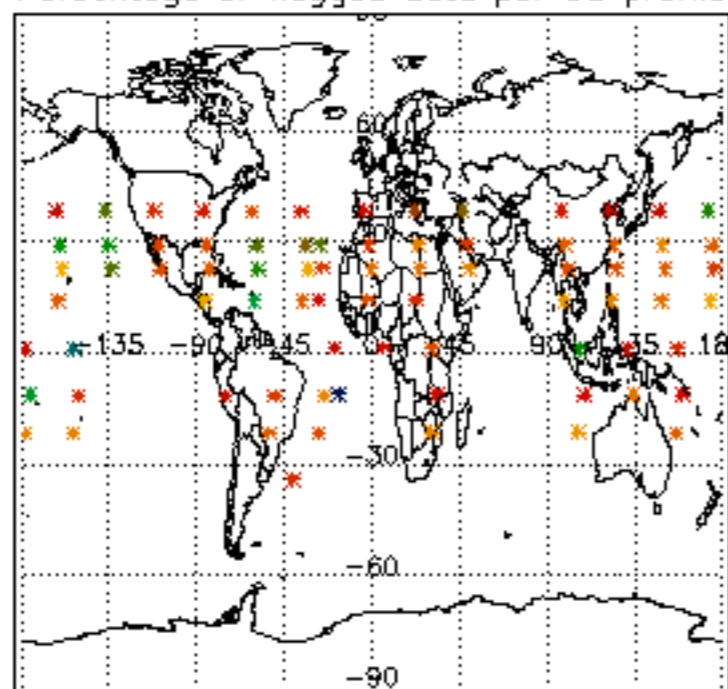




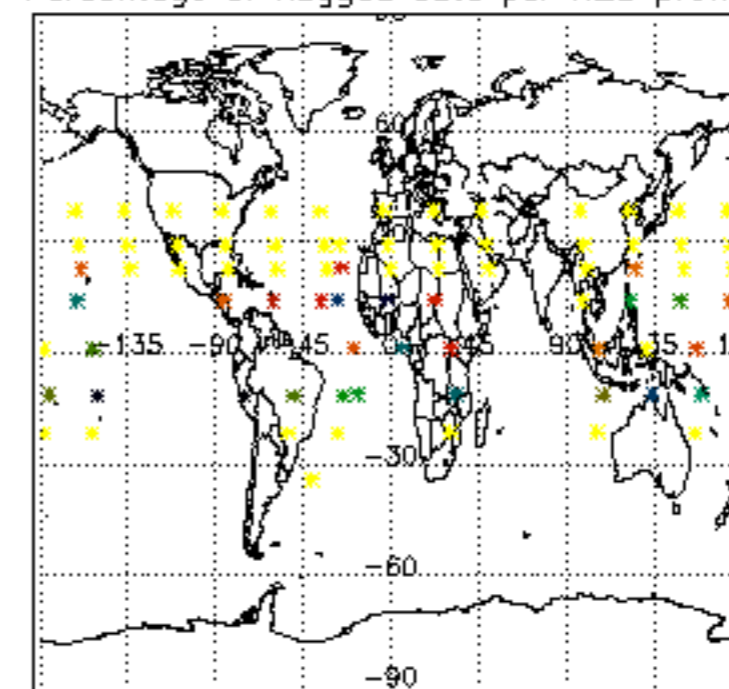




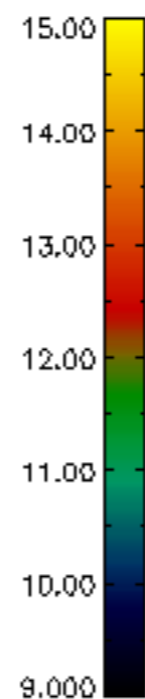
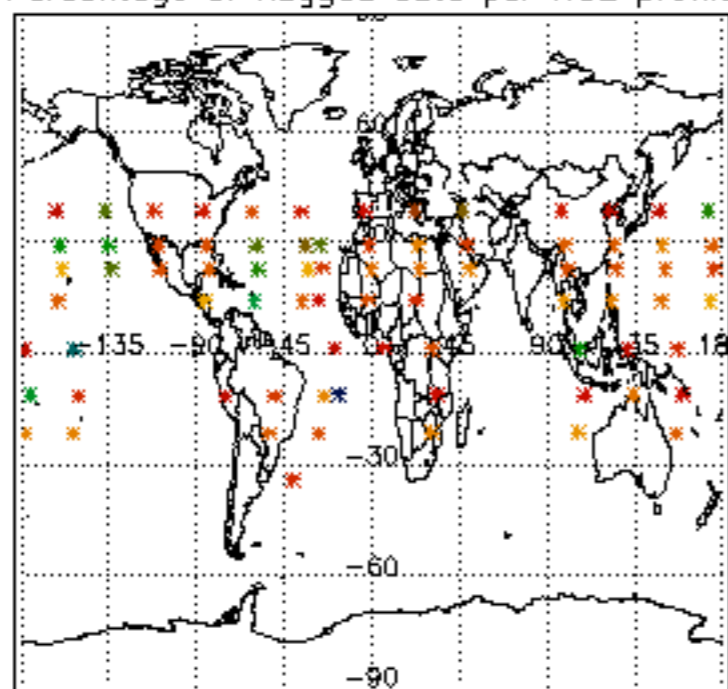
Percentage of flagged data per D3 profile



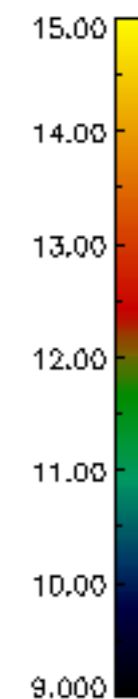
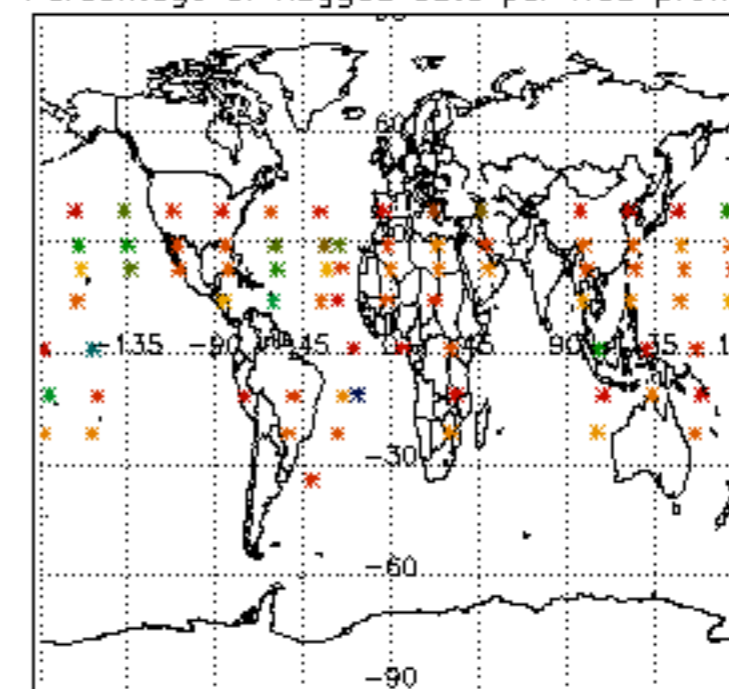
Percentage of flagged data per H2O profile

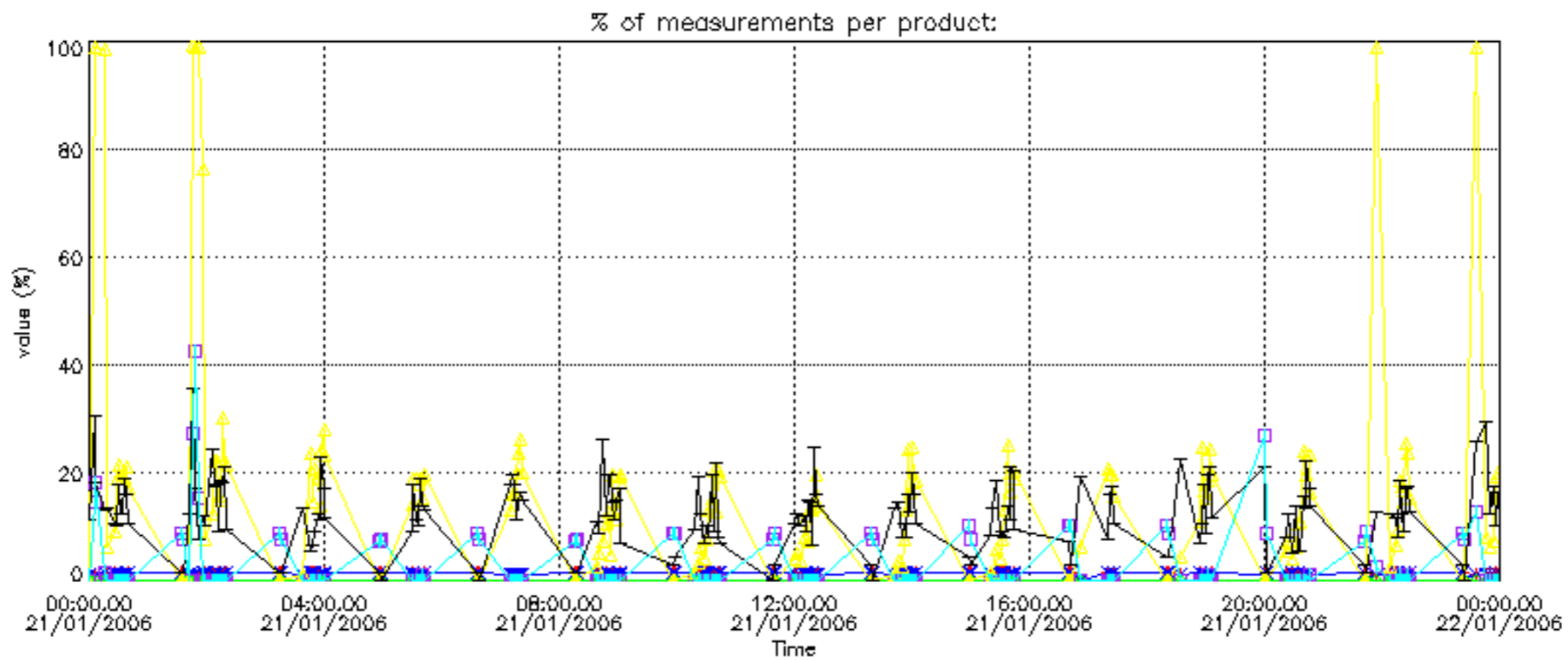


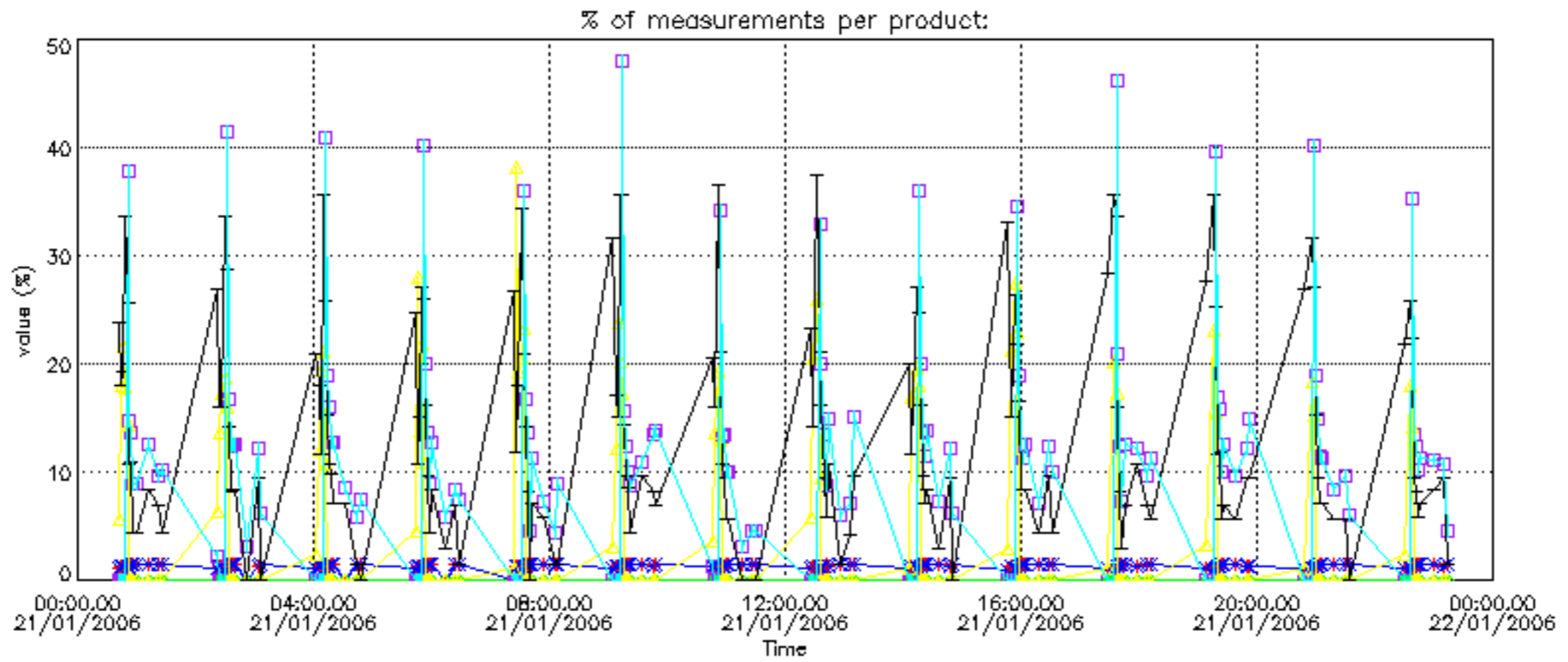
Percentage of flagged data per NO2 profile



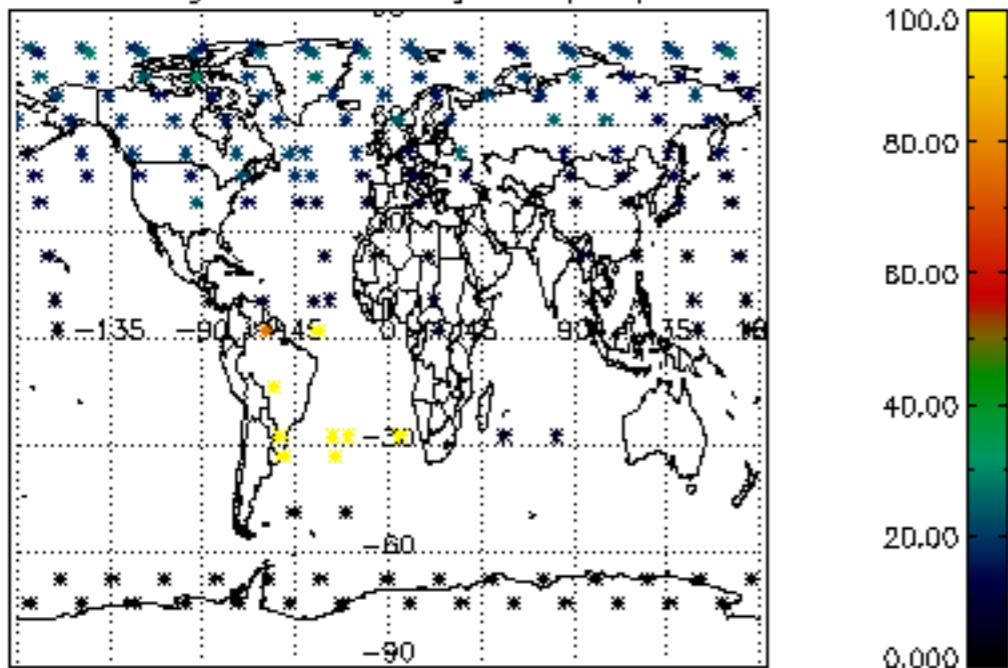
Percentage of flagged data per NO3 profile



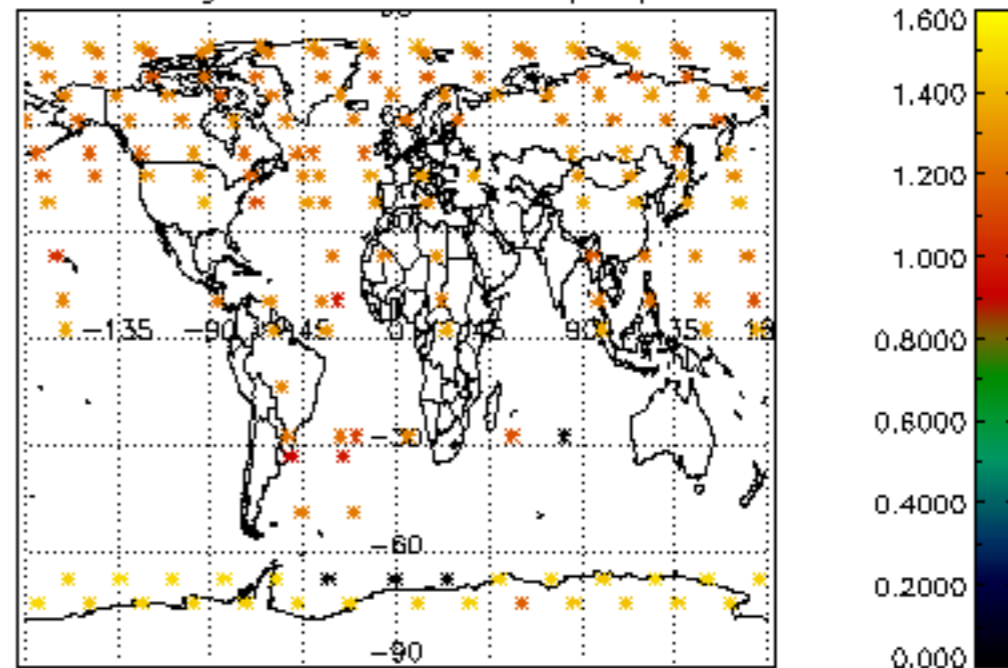




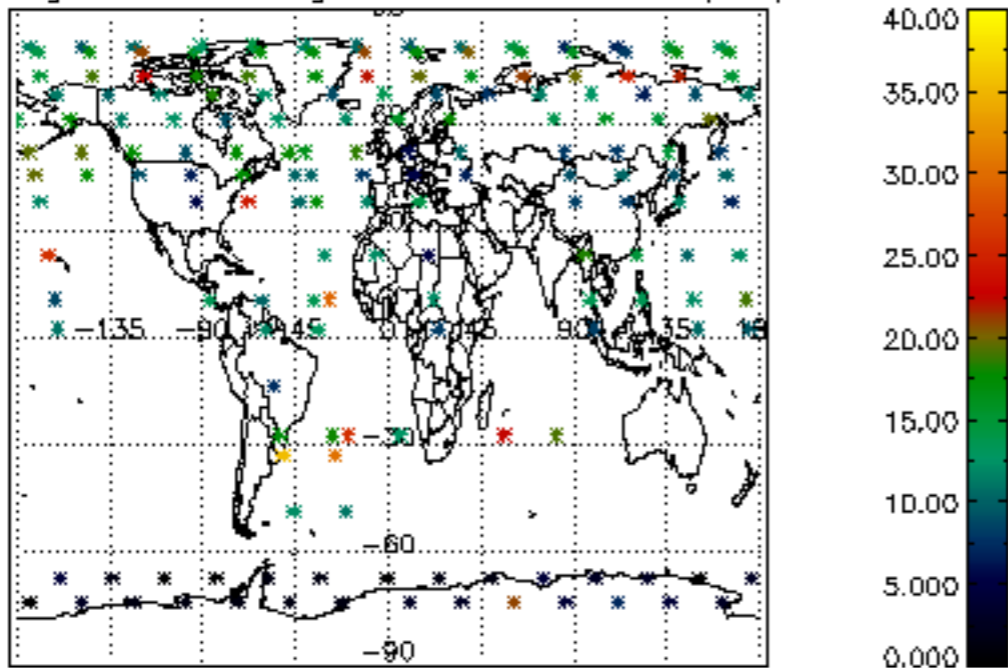
Percentage of cosmic ray hits per profile



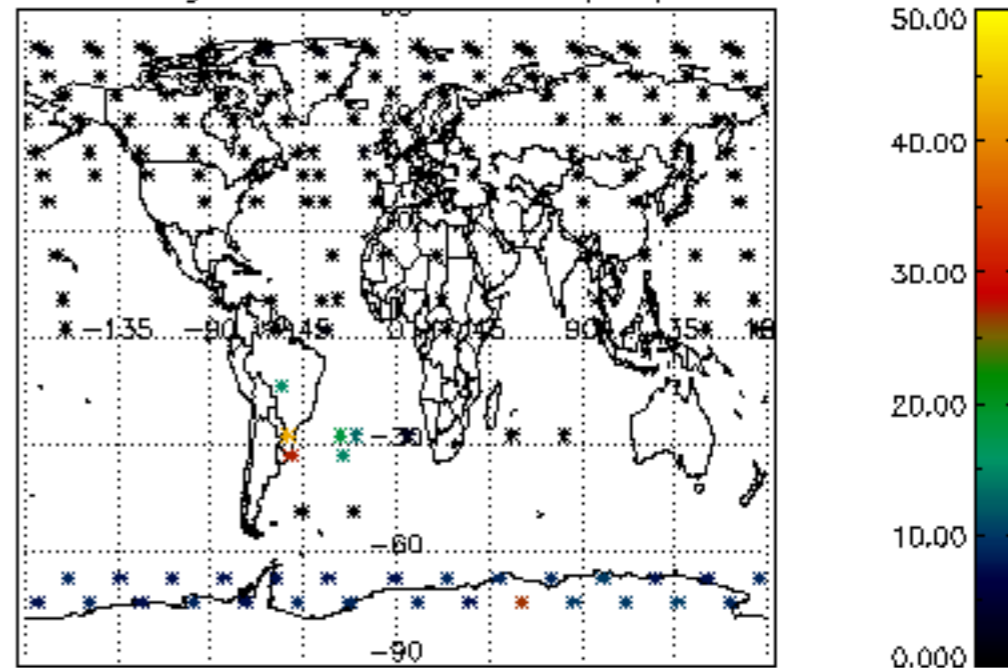
Percentage of datation errors per profile



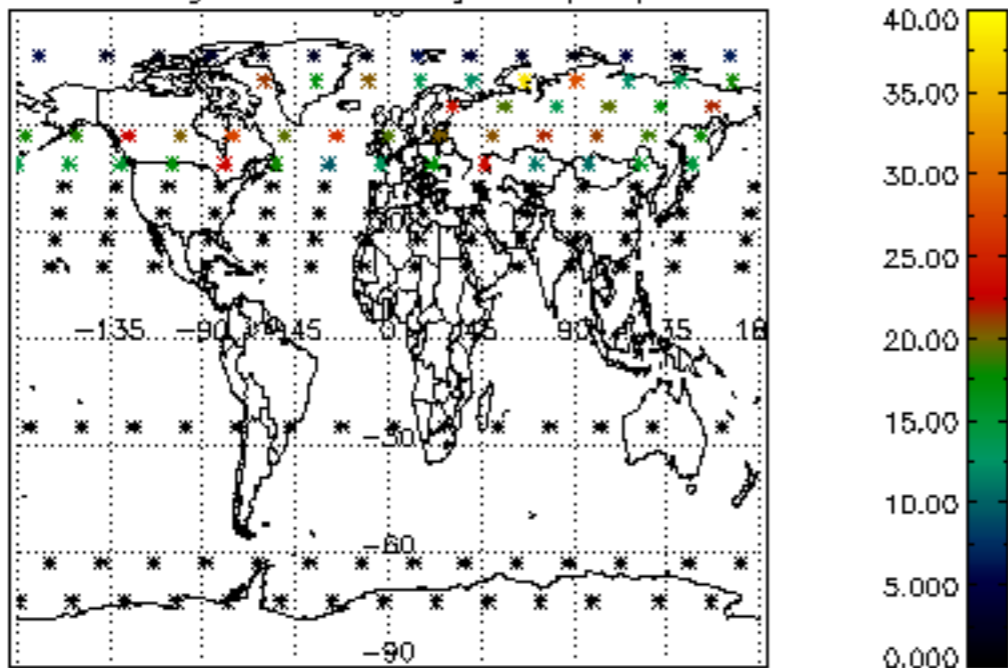
Percentage of star falling outside central band per profile



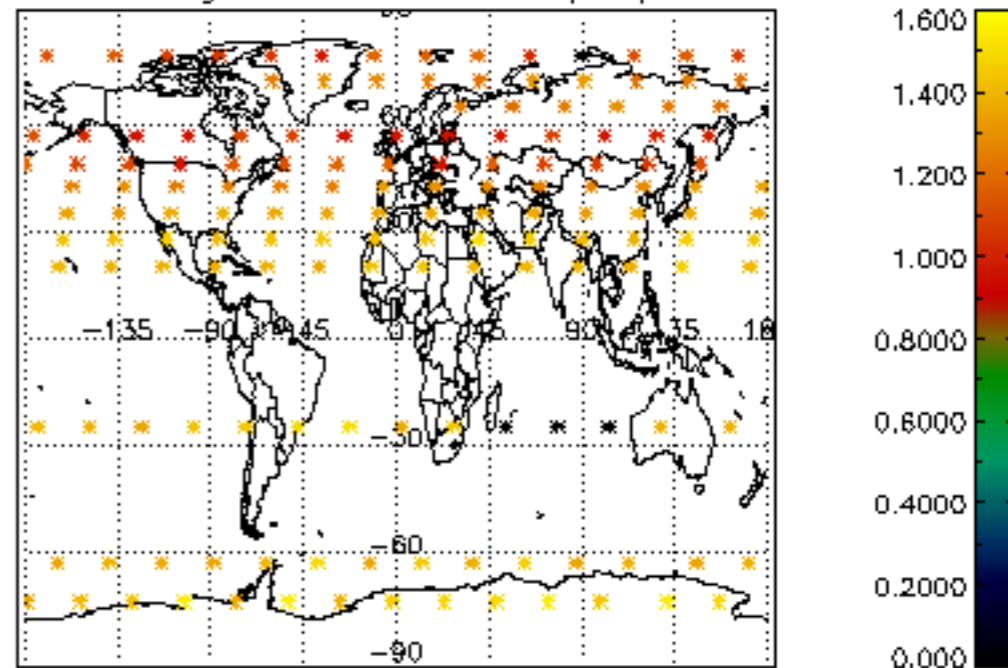
Percentage of saturation errors per profile



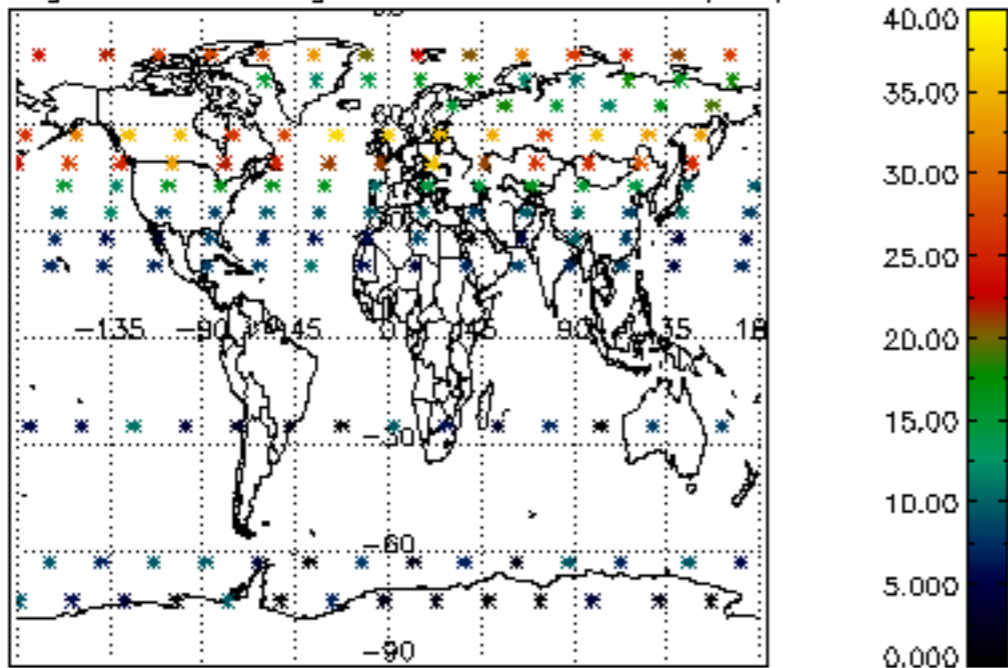
Percentage of cosmic ray hits per profile



Percentage of datation errors per profile



Percentage of star falling outside central band per profile



Percentage of saturation errors per profile

