

# GOMOS Level 2 Daily Report

## SUMMARY

### [1. General Info](#)

### [2. Summary of processed GOM\\_NL\\_2P products](#)

### [3. Level 2 Quality information per product](#)

#### [3.1 Plot of level 2 quality information per product \(time dependant\)](#)

#### [3.2 Plot of level 2 quality information per product \(world map\)](#)

### [4. Level 1 Quality information per product \(stored on level 2 products\)](#)

#### [4.1 Plot of level 1 quality information per product \(time dependant\)](#)

##### [4.1.1 Plot of level 1 quality information per product \(time dependant\): ASCENDING](#)

##### [4.1.2 Plot of level 1 quality information per product \(time dependant\): DESCENDING](#)

#### [4.2 Plot of level 1 quality information per product \(world map\)](#)

##### [4.2.1 Plot of level 1 quality information per product \(world map\): ASCENDING](#)

##### [4.2.2 Plot of level 1 quality information per product \(world map\): DESCENDING](#)

### [5. Ozone profiles based on quality statistics and other trace gas profiles](#)

#### [5.1 Ozone statistics based on quality of products](#)

#### [5.2 Plot ozone profiles for all STD \(dark without errors\)](#)

#### [5.3 Plot ozone profiles where STD < 20% \(dark without errors\)](#)

#### [5.4. Plot ozone profiles where STD < 10% \(dark without errors\)](#)

#### [5.5. Plot ozone profiles where STD < 5% \(dark without errors\)](#)

#### [5.6 Plot NO2 profiles for all STD \(dark without errors\)](#)

#### [5.7 Plot NO3 profiles for all STD \(dark without errors\)](#)

#### [5.8 Plot H2O profiles \(only for occultations of stars 1,2,3,4,13,14,16,26,63 dark without errors\) for all STD](#)

### [6. Auxiliary Data Files used for the production reported in section 2](#)

This report presents the daily analysis on parameters extracted from GOMOS level 2 data (GOM\_NL\_\_2P). It is intended to monitor some important parameters that will impact the quality of these products. A list of level 2 products (and content) that have arrived during the reporting day to the PCF is also given.

Item	Value
Time of report generation	22APR2013 14:40:12
Data source version	GOMOS/6.01
Start time of products	20-01-2006 (20JAN2006 00:00:00)
Stop time of products	21-01-2006 (21JAN2006 00:00:00)
Store outputs in DB	Yes
Nb of level 2 prods	367
Nb of prods with errors	0

## 2. Summary of processed GOM\_NL\_\_2P products.

Nr	Filename	UTC Start time	Limb	Duration	Star Id	Star Name	Star Mag	Star Temp	Nb Meas	Orbit	Prod. error
1	GOM_NL__2PRFIN20060120_000241_000000342044_00245_20339_7718.N1	20-JAN-2006 00:02:41	Bright	33.500	49	1Alp UMi	1.9900	6300.0	67	20339	No
2	GOM_NL__2PRFIN20060120_001337_000000372044_00245_20339_7719.N1	20-JAN-2006 00:13:37	Bright	37.000	130	23Bet Dra	2.7990	5800.0	74	20339	No
3	GOM_NL__2PRFIN20060120_001652_000000362044_00245_20339_7720.N1	20-JAN-2006 00:16:52	Bright	35.500	5	3Alp Lyr	0.033000	11000.	71	20339	No
4	GOM_NL__2PRFIN20060120_002450_000000342044_00245_20339_7721.N1	20-JAN-2006 00:24:50	Bright	33.500	59	55Alp Oph	2.0800	8900.0	67	20339	No
5	GOM_NL__2PRFIN20060120_002656_000000332044_00245_20339_7722.N1	20-JAN-2006 00:26:56	Bright	33.000	126	60Bet Oph	2.7700	4250.0	66	20339	No
6	GOM_NL__2PRFIN20060120_003220_000000392044_00245_20339_7723.N1	20-JAN-2006 00:32:20	Bright	39.000	98	13Zet Oph	2.5710	30000.	78	20339	No
7	GOM_NL__2PRFIN20060120_003649_000000472044_00245_20339_7724.N1	20-JAN-2006 00:36:49	Twilight	47.000	16	21Alp Sco	1.0200	3000.0	94	20339	No
8	GOM_NL__2PRFIN20060120_003823_000000412044_00245_20339_7725.N1	20-JAN-2006 00:38:23	Twilight	41.000	75	26Eps Sco	2.2910	4250.0	82	20339	No
9	GOM_NL__2PRFIN20060120_004758_000000452044_00246_20340_7700.N1	20-JAN-2006 00:47:58	Dark	45.000	4	Alp1Cen	-0.010000	5800.0	90	20340	No
10	GOM_NL__2PRFIN20060120_005648_000000412044_00246_20340_7701.N1	20-JAN-2006 00:56:48	Dark	40.500	29	Bet Car	1.6720	10200.	81	20340	No
11	GOM_NL__2PRFIN20060120_005851_000000422044_00246_20340_7702.N1	20-JAN-2006 00:58:51	Dark	41.500	71	lot Car	2.2460	7700.0	83	20340	No
12	GOM_NL__2PRFIN20060120_010042_000000402044_00246_20340_7703.N1	20-JAN-2006 01:00:42	Dark	39.500	46	Del Vel	1.9540	10600.	79	20340	No
13	GOM_NL__2PRFIN20060120_010322_000000432044_00246_20340_7704.N1	20-JAN-2006 01:03:22	Dark	42.500	34	Gam2Vel	1.7930	23000.	85	20340	No
14	GOM_NL__2PRFIN20060120_010529_000000392044_00246_20340_7705.N1	20-JAN-2006 01:05:29	Dark	39.000	70	Zet Pup	2.2460	39000.	78	20340	No
15	GOM_NL__2PRFIN20060120_010704_000000442044_00246_20340_7706.N1	20-JAN-2006 01:07:04	Straylight	44.000	117	Pi Pup	2.7060	3800.0	88	20340	No
16	GOM_NL__2PRFIN20060120_010934_000000402044_00246_20340_7707.N1	20-JAN-2006 01:09:34	Straylight	39.500	23	21Eps CMa	1.5020	26000.	79	20340	No
17	GOM_NL__2PRFIN20060120_011058_000000392044_00246_20340_7708.N1	20-JAN-2006 01:10:58	Straylight	38.500	179	24Omi2CMa	3.0320	24000.	77	20340	No
18	GOM_NL__2PRFIN20060120_011309_000000462044_00246_20340_7709.N1	20-JAN-2006 01:13:09	Straylight	46.000	1	9Alp CMa	-1.4400	11000.	92	20340	No
19	GOM_NL__2PRFIN20060120_011541_000000412044_00246_20340_7710.N1	20-JAN-2006 01:15:41	Straylight	40.500	56	53Kap Ori	2.0650	30000.	81	20340	No
20	GOM_NL__2PRFIN20060120_011809_000000422044_00246_20340_7711.N1	20-JAN-2006 01:18:09	Twilight	41.500	30	46Eps Ori	1.6940	30000.	83	20340	No
21	GOM_NL__2PRFIN20060120_012019_000000522044_00246_20340_7712.N1	20-JAN-2006 01:20:19	Twilight	52.000	14	58Alp Ori	0.87000	3000.0	104	20340	No
22	GOM_NL__2PRFIN20060120_012237_000000422044_00246_20340_7713.N1	20-JAN-2006 01:22:37	Bright	42.000	44	24Gam Gem	1.9280	11000.	84	20340	No
23	GOM_NL__2PRFIN20060120_012422_000000402044_00246_20340_7714.N1	20-JAN-2006 01:24:22	Bright	40.000	151	13Mu Gem	2.8900	3000.0	80	20340	No
24	GOM_NL__2PRFIN20060120_012627_000000372044_00246_20340_7715.N1	20-JAN-2006 01:26:27	Bright	37.000	28	12Bet Tau	1.6500	15200.	74	20340	No
25	GOM_NL__2PRFIN20060120_012833_000000362044_00246_20340_7716.N1	20-JAN-2006 01:28:33	Bright	35.500	107	37The Aur	2.6490	11000.	71	20340	No
26	GOM_NL__2PRFIN20060120_013043_000000352044_00246_20340_7717.N1	20-JAN-2006 01:30:43	Bright	34.500	42	34Bet Aur	1.9000	10200.	69	20340	No
27	GOM_NL__2PRFIN20060120_014317_000000332044_00246_20340_7718.N1	20-JAN-2006 01:43:17	Bright	33.000	49	1Alp UMi	1.9900	6300.0	66	20340	No
28	GOM_NL__2PRFIN20060120_015413_000000382044_00246_20340_7719.N1	20-JAN-2006 01:54:13	Bright	37.500	130	23Bet Dra	2.7990	5800.0	75	20340	No
29	GOM_NL__2PRFIN20060120_015728_000000342044_00246_20340_7720.N1	20-JAN-2006 01:57:28	Bright	33.500	5	3Alp Lyr	0.033000	11000.	67	20340	No
30	GOM_NL__2PRFIN20060120_020526_000000342044_00246_20340_7721.N1	20-JAN-2006 02:05:26	Bright	34.000	59	55Alp Oph	2.0800	8900.0	68	20340	No
31	GOM_NL__2PRFIN20060120_020732_000000342044_00246_20340_7722.N1	20-JAN-2006 02:07:32	Bright	33.500	126	60Bet Oph	2.7700	4250.0	67	20340	No
32	GOM_NL__2PRFIN20060120_021257_000000382044_00246_20340_7723.N1	20-JAN-2006 02:12:57	Bright	38.000	98	13Zet Oph	2.5710	30000.	76	20340	No
33	GOM_NL__2PRFIN20060120_021726_000000532044_00246_20340_7724.N1	20-JAN-2006 02:17:26	Twilight	52.500	16	21Alp Sco	1.0200	3000.0	105	20340	No
34	GOM_NL__2PRFIN20060120_021900_000000412044_00246_20340_7725.N1	20-JAN-2006 02:19:00	Twilight	41.000	75	26Eps Sco	2.2910	4250.0	82	20340	No
35	GOM_NL__2PRFIN20060120_022251_000000422044_00246_20340_7726.N1	20-JAN-2006 02:22:51	Dark	41.500	131	Gam Lup	2.8000	26000.	83	20340	No
36	GOM_NL__2PRFIN20060120_022834_000000422044_00247_20341_7700.N1	20-JAN-2006 02:28:34	Dark	41.500	4	Alp1Cen	-0.010000	5800.0	83	20341	No
37	GOM_NL__2PRFIN20060120_023724_000000382044_00247_20341_7701.N1	20-JAN-2006 02:37:24	Dark	38.000	29	Bet Car	1.6720	10200.	76	20341	No
38	GOM_NL__2PRFIN20060120_023928_000000382044_00247_20341_7702.N1	20-JAN-2006 02:39:28	Dark	37.500	71	lot Car	2.2460	7700.0	75	20341	No
39	GOM_NL__2PRFIN20060120_024118_000000392044_00247_20341_7703.N1	20-JAN-2006 02:41:18	Dark	38.500	46	Del Vel	1.9540	10600.	77	20341	No
40	GOM_NL__2PRFIN20060120_024358_000000432044_00247_20341_7704.N1	20-JAN-2006 02:43:58	Dark	42.500	34	Gam2Vel	1.7930	23000.	85	20341	No
41	GOM_NL__2PRFIN20060120_024605_000000412044_00247_20341_7705.N1	20-JAN-2006 02:46:05	Dark	40.500	70	Zet Pup	2.2460	39000.	81	20341	No
42	GOM_NL__2PRFIN20060120_024740_000000422044_00247_20341_7706.N1	20-JAN-2006 02:47:40	Straylight	41.500	117	Pi Pup	2.7060	3800.0	83	20341	No

43	GOM_NL__2PRFIN20060120_025010_000000442044_00247_20341_7707.N1	20-JAN-2006 02:50:10	Straylight	43.500	23	21Eps CMa	1.5020	26000.	87	20341	No
44	GOM_NL__2PRFIN20060120_025134_000000382044_00247_20341_7708.N1	20-JAN-2006 02:51:34	Straylight	37.500	179	24Omi2CMa	3.0320	24000.	75	20341	No
45	GOM_NL__2PRFIN20060120_025345_000000442044_00247_20341_7709.N1	20-JAN-2006 02:53:45	Straylight	44.000	1	9Alp CMa	-1.4400	11000.	88	20341	No
46	GOM_NL__2PRFIN20060120_025617_000000412044_00247_20341_7710.N1	20-JAN-2006 02:56:17	Straylight	41.000	56	53Kap Ori	2.0650	30000.	82	20341	No
47	GOM_NL__2PRFIN20060120_025846_000000412044_00247_20341_7711.N1	20-JAN-2006 02:58:46	Tw_i_and_stray	40.500	30	46Eps Ori	1.6940	30000.	81	20341	No
48	GOM_NL__2PRFIN20060120_030055_000000522044_00247_20341_7712.N1	20-JAN-2006 03:00:55	Tw_i_and_stray	52.000	14	58Alp Ori	0.87000	3000.0	104	20341	No
49	GOM_NL__2PRFIN20060120_030313_000000432044_00247_20341_7713.N1	20-JAN-2006 03:03:13	Bright	43.000	44	24Gam Gem	1.9280	11000.	86	20341	No
50	GOM_NL__2PRFIN20060120_030458_000000392044_00247_20341_7714.N1	20-JAN-2006 03:04:58	Bright	38.500	151	13Mu Gem	2.8900	3000.0	77	20341	No
51	GOM_NL__2PRFIN20060120_030704_000000372044_00247_20341_7715.N1	20-JAN-2006 03:07:04	Bright	37.000	28	12Bet Tau	1.6500	15200.	74	20341	No
52	GOM_NL__2PRFIN20060120_030909_000000362044_00247_20341_7716.N1	20-JAN-2006 03:09:09	Bright	35.500	107	37The Aur	2.6490	11000.	71	20341	No
53	GOM_NL__2PRFIN20060120_031119_000000362044_00247_20341_7717.N1	20-JAN-2006 03:11:19	Bright	36.000	42	34Bet Aur	1.9000	10200.	72	20341	No
54	GOM_NL__2PRFIN20060120_032353_000000342044_00247_20341_7718.N1	20-JAN-2006 03:23:53	Bright	34.000	49	1Alp UMi	1.9900	6300.0	68	20341	No
55	GOM_NL__2PRFIN20060120_033449_000000372044_00247_20341_7719.N1	20-JAN-2006 03:34:49	Bright	37.000	130	23Bet Dra	2.7990	5800.0	74	20341	No
56	GOM_NL__2PRFIN20060120_033804_000000362044_00247_20341_7720.N1	20-JAN-2006 03:38:04	Bright	35.500	5	3Alp Lyr	0.033000	11000.	71	20341	No
57	GOM_NL__2PRFIN20060120_034602_000000352044_00247_20341_7721.N1	20-JAN-2006 03:46:02	Bright	34.500	59	55Alp Oph	2.0800	8900.0	69	20341	No
58	GOM_NL__2PRFIN20060120_034809_000000342044_00247_20341_7722.N1	20-JAN-2006 03:48:09	Bright	33.500	126	60Bet Oph	2.7700	4250.0	67	20341	No
59	GOM_NL__2PRFIN20060120_035333_000000392044_00247_20341_7723.N1	20-JAN-2006 03:53:33	Bright	39.000	98	13Zet Oph	2.5710	30000.	78	20341	No
60	GOM_NL__2PRFIN20060120_035802_000000512044_00247_20341_7724.N1	20-JAN-2006 03:58:02	Twilight	50.500	16	21Alp Sco	1.0200	3000.0	101	20341	No
61	GOM_NL__2PRFIN20060120_035936_000000392044_00247_20341_7725.N1	20-JAN-2006 03:59:36	Twilight	39.000	75	26Eps Sco	2.2910	4250.0	78	20341	No
62	GOM_NL__2PRFIN20060120_040327_000000412044_00247_20341_7726.N1	20-JAN-2006 04:03:27	Dark	41.000	131	Gam Lup	2.8000	26000.	82	20341	No
63	GOM_NL__2PRFIN20060120_040911_000000532044_00248_20342_7700.N1	20-JAN-2006 04:09:11	Dark	53.000	4	Alp1Cen	-0.010000	5800.0	106	20342	No
64	GOM_NL__2PRFIN20060120_041800_000000372044_00248_20342_7701.N1	20-JAN-2006 04:18:00	Dark	36.500	29	Bet Car	1.6720	10200.	73	20342	No
65	GOM_NL__2PRFIN20060120_042004_000000392044_00248_20342_7702.N1	20-JAN-2006 04:20:04	Dark	39.000	71	lot Car	2.2460	7700.0	78	20342	No
66	GOM_NL__2PRFIN20060120_042155_000000412044_00248_20342_7703.N1	20-JAN-2006 04:21:55	Dark	41.000	46	Del Vel	1.9540	10600.	82	20342	No
67	GOM_NL__2PRFIN20060120_042434_000000412044_00248_20342_7704.N1	20-JAN-2006 04:24:34	Dark	41.000	34	Gam2Vel	1.7930	23000.	82	20342	No
68	GOM_NL__2PRFIN20060120_042642_000000412044_00248_20342_7705.N1	20-JAN-2006 04:26:42	Dark	40.500	70	Zet Pup	2.2460	39000.	81	20342	No
69	GOM_NL__2PRFIN20060120_042816_000000422044_00248_20342_7706.N1	20-JAN-2006 04:28:16	Straylight	41.500	117	Pi Pup	2.7060	3800.0	83	20342	No
70	GOM_NL__2PRFIN20060120_043046_000000412044_00248_20342_7707.N1	20-JAN-2006 04:30:46	Straylight	41.000	23	21Eps CMa	1.5020	26000.	82	20342	No
71	GOM_NL__2PRFIN20060120_043210_000000382044_00248_20342_7708.N1	20-JAN-2006 04:32:10	Straylight	38.000	179	24Omi2CMa	3.0320	24000.	76	20342	No
72	GOM_NL__2PRFIN20060120_043421_000000452044_00248_20342_7709.N1	20-JAN-2006 04:34:21	Straylight	45.000	1	9Alp CMa	-1.4400	11000.	90	20342	No
73	GOM_NL__2PRFIN20060120_043653_000000412044_00248_20342_7710.N1	20-JAN-2006 04:36:53	Straylight	41.000	56	53Kap Ori	2.0650	30000.	82	20342	No
74	GOM_NL__2PRFIN20060120_043922_000000442044_00248_20342_7711.N1	20-JAN-2006 04:39:22	Tw_i_and_stray	43.500	30	46Eps Ori	1.6940	30000.	87	20342	No
75	GOM_NL__2PRFIN20060120_044131_000000482044_00248_20342_7712.N1	20-JAN-2006 04:41:31	Tw_i_and_stray	47.500	14	58Alp Ori	0.87000	3000.0	95	20342	No
76	GOM_NL__2PRFIN20060120_044349_000000532044_00248_20342_7713.N1	20-JAN-2006 04:43:49	Bright	53.000	44	24Gam Gem	1.9280	11000.	106	20342	No
77	GOM_NL__2PRFIN20060120_044534_000000392044_00248_20342_7714.N1	20-JAN-2006 04:45:34	Bright	39.000	151	13Mu Gem	2.8900	3000.0	78	20342	No
78	GOM_NL__2PRFIN20060120_044740_000000372044_00248_20342_7715.N1	20-JAN-2006 04:47:40	Bright	37.000	28	12Bet Tau	1.6500	15200.	74	20342	No
79	GOM_NL__2PRFIN20060120_044945_000000342044_00248_20342_7716.N1	20-JAN-2006 04:49:45	Bright	34.000	107	37The Aur	2.6490	11000.	68	20342	No
80	GOM_NL__2PRFIN20060120_045155_000000362044_00248_20342_7717.N1	20-JAN-2006 04:51:55	Bright	35.500	42	34Bet Aur	1.9000	10200.	71	20342	No
81	GOM_NL__2PRFIN20060120_050429_000000362044_00248_20342_7718.N1	20-JAN-2006 05:04:29	Bright	35.500	49	1Alp UMi	1.9900	6300.0	71	20342	No
82	GOM_NL__2PRFIN20060120_051525_000000342044_00248_20342_7719.N1	20-JAN-2006 05:15:25	Bright	33.500	130	23Bet Dra	2.7990	5800.0	67	20342	No
83	GOM_NL__2PRFIN20060120_051840_000000342044_00248_20342_7720.N1	20-JAN-2006 05:18:40	Bright	33.500	5	3Alp Lyr	0.033000	11000.	67	20342	No
84	GOM_NL__2PRFIN20060120_052638_000000342044_00248_20342_7721.N1	20-JAN-2006 05:26:38	Bright	33.500	59	55Alp Oph	2.0800	8900.0	67	20342	No
85	GOM_NL__2PRFIN20060120_052845_000000342044_00248_20342_7722.N1	20-JAN-2006 05:28:45	Bright	33.500	126	60Bet Oph	2.7700	4250.0	67	20342	No
86	GOM_NL__2PRFIN20060120_053410_000000382044_00248_20342_7723.N1	20-JAN-2006 05:34:10	Bright	38.000	98	13Zet Oph	2.5710	30000.	76	20342	No
87	GOM_NL__2PRFIN20060120_053839_000000462044_00248_20342_7724.N1	20-JAN-2006 05:38:39	Twilight	46.000	16	21Alp Sco	1.0200	3000.0	92	20342	No
88	GOM_NL__2PRFIN20060120_054012_000000402044_00248_20342_7725.N1	20-JAN-2006 05:40:12	Twilight	40.000	75	26Eps Sco	2.2910	4250.0	80	20342	No
89	GOM_NL__2PRFIN20060120_054404_000000392044_00248_20342_7726.N1	20-JAN-2006 05:44:04	Dark	38.500	131	Gam Lup	2.8000	26000.	77	20342	No
90	GOM_NL__2PRFIN20060120_054947_000000542044_00249_20343_7700.N1	20-JAN-2006 05:49:47	Dark	54.000	4	Alp1Cen	-0.010000	5800.0	108	20343	No
91	GOM_NL__2PRFIN20060120_055837_000000422044_00249_20343_7701.N1	20-JAN-2006 05:58:37	Dark	41.500	29	Bet Car	1.6720	10200.	83	20343	No
92	GOM_NL__2PRFIN20060120_060041_000000392044_00249_20343_7702.N1	20-JAN-2006 06:00:41	Dark	38.500	71	lot Car	2.2460	7700.0	77	20343	No
93	GOM_NL__2PRFIN20060120_060231_000000392044_00249_20343_7703.N1	20-JAN-2006 06:02:31	Dark	39.000	46	Del Vel	1.9540	10600.	78	20343	No
94	GOM_NL__2PRFIN20060120_060511_000000392044_00249_20343_7704.N1	20-JAN-2006 06:05:11	Dark	38.500	34	Gam2Vel	1.7930	23000.	77	20343	No
95	GOM_NL__2PRFIN20060120_060718_000000412044_00249_20343_7705.N1	20-JAN-2006 06:07:18	Dark	40.500	70	Zet Pup	2.2460	39000.	81	20343	No
96	GOM_NL__2PRFIN20060120_060852_000000462044_00249_20343_7706.N1	20-JAN-2006 06:08:52	Straylight	45.500	117	Pi Pup	2.7060	3800.0	91	20343	No
97	GOM_NL__2PRFIN20060120_061123_000000402044_00249_20343_7707.N1	20-JAN-2006 06:11:23	Straylight	39.500	23	21Eps CMa	1.5020	26000.	79	20343	No
98	GOM_NL__2PRFIN20060120_061246_000000392044_00249_20343_7708.N1	20-JAN-2006 06:12:46	Straylight	39.000	179	24Omi2CMa	3.0320	24000.	78	20343	No
99	GOM_NL__2PRFIN20060120_061457_000000462044_00249_20343_7709.N1	20-JAN-2006 06:14:57	Straylight	45.500	1	9Alp CMa	-1.4400	11000.	91	20343	No
100	GOM_NL__2PRFIN20060120_061729_000000372044_00249_20343_7710.N1	20-JAN-2006 06:17:29	Straylight	36.500	56	53Kap Ori	2.0650	30000.	73	20343	No
101	GOM_NL__2PRFIN20060120_061958_000000392044_00249_20343_7711.N1	20-JAN-2006 06:19:58	Tw_i_and_stray	39.000	30	46Eps Ori	1.6940	30000.	78	20343	No

102	GOM_NL__2PRFIN20060120_062207_000000482044_00249_20343_7712.N1	20-JAN-2006 06:22:07	Twilight	47.500	14	58Alp Ori	0.87000	3000.0	95	20343	No
103	GOM_NL__2PRFIN20060120_062425_000000452044_00249_20343_7713.N1	20-JAN-2006 06:24:25	Bright	44.500	44	24Gam Gem	1.9280	11000.	89	20343	No
104	GOM_NL__2PRFIN20060120_062610_000000392044_00249_20343_7714.N1	20-JAN-2006 06:26:10	Bright	39.000	151	13Mu Gem	2.8900	3000.0	78	20343	No
105	GOM_NL__2PRFIN20060120_062816_000000372044_00249_20343_7715.N1	20-JAN-2006 06:28:16	Bright	36.500	28	12Bet Tau	1.6500	15200.	73	20343	No
106	GOM_NL__2PRFIN20060120_063021_000000352044_00249_20343_7716.N1	20-JAN-2006 06:30:21	Bright	35.000	107	37The Aur	2.6490	11000.	70	20343	No
107	GOM_NL__2PRFIN20060120_063231_000000442044_00249_20343_7717.N1	20-JAN-2006 06:32:31	Bright	44.000	42	34Bet Aur	1.9000	10200.	88	20343	No
108	GOM_NL__2PRFIN20060120_064505_000000362044_00249_20343_7718.N1	20-JAN-2006 06:45:05	Bright	35.500	49	1Alp UMi	1.9900	6300.0	71	20343	No
109	GOM_NL__2PRFIN20060120_065601_000000372044_00249_20343_7719.N1	20-JAN-2006 06:56:01	Bright	36.500	130	23Bet Dra	2.7990	5800.0	73	20343	No
110	GOM_NL__2PRFIN20060120_065916_000000342044_00249_20343_7720.N1	20-JAN-2006 06:59:16	Bright	34.000	5	3Alp Lyr	0.033000	11000.	68	20343	No
111	GOM_NL__2PRFIN20060120_070714_000000352044_00249_20343_7721.N1	20-JAN-2006 07:07:14	Bright	34.500	59	55Alp Oph	2.0800	8900.0	69	20343	No
112	GOM_NL__2PRFIN20060120_070921_000000342044_00249_20343_7722.N1	20-JAN-2006 07:09:21	Bright	33.500	126	60Bet Oph	2.7700	4250.0	67	20343	No
113	GOM_NL__2PRFIN20060120_071446_000000382044_00249_20343_7723.N1	20-JAN-2006 07:14:46	Bright	38.000	98	13Zet Oph	2.5710	30000.	76	20343	No
114	GOM_NL__2PRFIN20060120_071915_000000542044_00249_20343_7724.N1	20-JAN-2006 07:19:15	Twilight	54.000	16	21Alp Sco	1.0200	3000.0	108	20343	No
115	GOM_NL__2PRFIN20060120_072049_000000422044_00249_20343_7725.N1	20-JAN-2006 07:20:49	Twilight	41.500	75	26Eps Sco	2.2910	4250.0	83	20343	No
116	GOM_NL__2PRFIN20060120_072441_000000422044_00249_20343_7726.N1	20-JAN-2006 07:24:41	Dark	42.000	131	Gam Lup	2.8000	26000.	84	20343	No
117	GOM_NL__2PRFIN20060120_073024_000000532044_00250_20344_7720.N1	20-JAN-2006 07:30:24	Dark	52.500	4	Alp1Cen	-0.010000	5800.0	105	20344	No
118	GOM_NL__2PRFIN20060120_073913_000000362044_00250_20344_7721.N1	20-JAN-2006 07:39:13	Dark	36.000	29	Bet Car	1.6720	10200.	72	20344	No
119	GOM_NL__2PRFIN20060120_074117_000000382044_00250_20344_7722.N1	20-JAN-2006 07:41:17	Dark	38.000	71	lot Car	2.2460	7700.0	76	20344	No
120	GOM_NL__2PRFIN20060120_074307_000000412044_00250_20344_7723.N1	20-JAN-2006 07:43:07	Dark	41.000	46	Del Vel	1.9540	10600.	82	20344	No
121	GOM_NL__2PRFIN20060120_074547_000000382044_00250_20344_7724.N1	20-JAN-2006 07:45:47	Dark	37.500	34	Gam2Vel	1.7930	23000.	75	20344	No
122	GOM_NL__2PRFIN20060120_074754_000000402044_00250_20344_7725.N1	20-JAN-2006 07:47:54	Dark	39.500	70	Zet Pup	2.2460	39000.	79	20344	No
123	GOM_NL__2PRFIN20060120_074928_000000382044_00250_20344_7726.N1	20-JAN-2006 07:49:28	Straylight	38.000	117	Pi Pup	2.7060	3800.0	76	20344	No
124	GOM_NL__2PRFIN20060120_075159_000000412044_00250_20344_7727.N1	20-JAN-2006 07:51:59	Straylight	41.000	23	21Eps CMa	1.5020	26000.	82	20344	No
125	GOM_NL__2PRFIN20060120_075323_000000372044_00250_20344_7728.N1	20-JAN-2006 07:53:23	Straylight	36.500	179	24Omi2CMa	3.0320	24000.	73	20344	No
126	GOM_NL__2PRFIN20060120_075534_000000482044_00250_20344_7729.N1	20-JAN-2006 07:55:34	Straylight	47.500	1	9Alp CMa	-1.4400	11000.	95	20344	No
127	GOM_NL__2PRFIN20060120_075805_000000412044_00250_20344_7730.N1	20-JAN-2006 07:58:05	Straylight	40.500	56	53Kap Ori	2.0650	30000.	81	20344	No
128	GOM_NL__2PRFIN20060120_080034_000000422044_00250_20344_7731.N1	20-JAN-2006 08:00:34	Twilight	41.500	30	46Eps Ori	1.6940	30000.	83	20344	No
129	GOM_NL__2PRFIN20060120_080243_000000522044_00250_20344_7732.N1	20-JAN-2006 08:02:43	Twilight	52.000	14	58Alp Ori	0.87000	3000.0	104	20344	No
130	GOM_NL__2PRFIN20060120_080501_000000442044_00250_20344_7733.N1	20-JAN-2006 08:05:01	Bright	43.500	44	24Gam Gem	1.9280	11000.	87	20344	No
131	GOM_NL__2PRFIN20060120_080646_000000372044_00250_20344_7734.N1	20-JAN-2006 08:06:46	Bright	37.000	151	13Mu Gem	2.8900	3000.0	74	20344	No
132	GOM_NL__2PRFIN20060120_080852_000000352044_00250_20344_7735.N1	20-JAN-2006 08:08:52	Bright	34.500	28	12Bet Tau	1.6500	15200.	69	20344	No
133	GOM_NL__2PRFIN20060120_081057_000000352044_00250_20344_7736.N1	20-JAN-2006 08:10:57	Bright	35.000	107	37The Aur	2.6490	11000.	70	20344	No
134	GOM_NL__2PRFIN20060120_081307_000000362044_00250_20344_7737.N1	20-JAN-2006 08:13:07	Bright	35.500	42	34Bet Aur	1.9000	10200.	71	20344	No
135	GOM_NL__2PRFIN20060120_082541_000000342044_00250_20344_7738.N1	20-JAN-2006 08:25:41	Bright	34.000	49	1Alp UMi	1.9900	6300.0	68	20344	No
136	GOM_NL__2PRFIN20060120_083637_000000382044_00250_20344_7739.N1	20-JAN-2006 08:36:37	Bright	37.500	130	23Bet Dra	2.7990	5800.0	75	20344	No
137	GOM_NL__2PRFIN20060120_083952_000000342044_00250_20344_7740.N1	20-JAN-2006 08:39:52	Bright	33.500	5	3Alp Lyr	0.033000	11000.	67	20344	No
138	GOM_NL__2PRFIN20060120_084751_000000342044_00250_20344_7741.N1	20-JAN-2006 08:47:51	Bright	33.500	59	55Alp Oph	2.0800	8900.0	67	20344	No
139	GOM_NL__2PRFIN20060120_084957_000000342044_00250_20344_7742.N1	20-JAN-2006 08:49:57	Bright	33.500	126	60Bet Oph	2.7700	4250.0	67	20344	No
140	GOM_NL__2PRFIN20060120_085522_000000402044_00250_20344_7743.N1	20-JAN-2006 08:55:22	Bright	40.000	98	13Zet Oph	2.5710	30000.	80	20344	No
141	GOM_NL__2PRFIN20060120_085951_000000452044_00250_20344_7744.N1	20-JAN-2006 08:59:51	Twilight	45.000	16	21Alp Sco	1.0200	3000.0	90	20344	No
142	GOM_NL__2PRFIN20060120_090125_000000422044_00250_20344_7745.N1	20-JAN-2006 09:01:25	Twilight	41.500	75	26Eps Sco	2.2910	4250.0	83	20344	No
143	GOM_NL__2PRFIN20060120_090517_000000402044_00250_20344_7746.N1	20-JAN-2006 09:05:17	Dark	40.000	131	Gam Lup	2.8000	26000.	80	20344	No
144	GOM_NL__2PRFIN20060120_091100_000000482044_00251_20345_7720.N1	20-JAN-2006 09:11:00	Dark	47.500	4	Alp1Cen	-0.010000	5800.0	95	20345	No
145	GOM_NL__2PRFIN20060120_091949_000000382044_00251_20345_7721.N1	20-JAN-2006 09:19:49	Dark	38.000	29	Bet Car	1.6720	10200.	76	20345	No
146	GOM_NL__2PRFIN20060120_092153_000000392044_00251_20345_7722.N1	20-JAN-2006 09:21:53	Dark	38.500	71	lot Car	2.2460	7700.0	77	20345	No
147	GOM_NL__2PRFIN20060120_092344_000000392044_00251_20345_7723.N1	20-JAN-2006 09:23:44	Dark	38.500	46	Del Vel	1.9540	10600.	77	20345	No
148	GOM_NL__2PRFIN20060120_092623_000000382044_00251_20345_7724.N1	20-JAN-2006 09:26:23	Dark	38.000	34	Gam2Vel	1.7930	23000.	76	20345	No
149	GOM_NL__2PRFIN20060120_092830_000000432044_00251_20345_7725.N1	20-JAN-2006 09:28:30	Straylight	42.500	70	Zet Pup	2.2460	39000.	85	20345	No
150	GOM_NL__2PRFIN20060120_093005_000000432044_00251_20345_7726.N1	20-JAN-2006 09:30:05	Straylight	43.000	117	Pi Pup	2.7060	3800.0	86	20345	No
151	GOM_NL__2PRFIN20060120_093235_000000422044_00251_20345_7727.N1	20-JAN-2006 09:32:35	Straylight	42.000	23	21Eps CMa	1.5020	26000.	84	20345	No
152	GOM_NL__2PRFIN20060120_093359_000000372044_00251_20345_7728.N1	20-JAN-2006 09:33:59	Straylight	36.500	179	24Omi2CMa	3.0320	24000.	73	20345	No
153	GOM_NL__2PRFIN20060120_093610_000000462044_00251_20345_7729.N1	20-JAN-2006 09:36:10	Straylight	46.000	1	9Alp CMa	-1.4400	11000.	92	20345	No
154	GOM_NL__2PRFIN20060120_093841_000000412044_00251_20345_7730.N1	20-JAN-2006 09:38:41	Straylight	40.500	56	53Kap Ori	2.0650	30000.	81	20345	No
155	GOM_NL__2PRFIN20060120_094110_000000402044_00251_20345_7731.N1	20-JAN-2006 09:41:10	Twilight	40.000	30	46Eps Ori	1.6940	30000.	80	20345	No
156	GOM_NL__2PRFIN20060120_094319_000000522044_00251_20345_7732.N1	20-JAN-2006 09:43:19	Twilight	52.000	14	58Alp Ori	0.87000	3000.0	104	20345	No
157	GOM_NL__2PRFIN20060120_094537_000000462044_00251_20345_7733.N1	20-JAN-2006 09:45:37	Bright	45.500	44	24Gam Gem	1.9280	11000.	91	20345	No
158	GOM_NL__2PRFIN20060120_094722_000000382044_00251_20345_7734.N1	20-JAN-2006 09:47:22	Bright	38.000	151	13Mu Gem	2.8900	3000.0	76	20345	No
159	GOM_NL__2PRFIN20060120_094928_000000362044_00251_20345_7735.N1	20-JAN-2006 09:49:28	Bright	35.500	28	12Bet Tau	1.6500	15200.	71	20345	No
160	GOM_NL__2PRFIN20060120_095133_000000352044_00251_20345_7736.N1	20-JAN-2006 09:51:33	Bright	34.500	107	37The Aur	2.6490	11000.	69	20345	No



161	GOM_NL__2PRFIN20060120_095343_000000362044_00251_20345_7737.N1	20-JAN-2006 09:53:43	Bright	36.000	42	34Bet Aur	1.9000	10200.	72	20345	No
162	GOM_NL__2PRFIN20060120_100616_000000362044_00251_20345_7738.N1	20-JAN-2006 10:06:16	Bright	35.500	49	1Alp UMi	1.9900	6300.0	71	20345	No
163	GOM_NL__2PRFIN20060120_101713_000000362044_00251_20345_7739.N1	20-JAN-2006 10:17:13	Bright	35.500	130	23Bet Dra	2.7990	5800.0	71	20345	No
164	GOM_NL__2PRFIN20060120_102028_000000332044_00251_20345_7740.N1	20-JAN-2006 10:20:28	Bright	33.000	5	3Alp Lyr	0.033000	11000.	66	20345	No
165	GOM_NL__2PRFIN20060120_102827_000000342044_00251_20345_7741.N1	20-JAN-2006 10:28:27	Bright	34.000	59	55Alp Oph	2.0800	8900.0	68	20345	No
166	GOM_NL__2PRFIN20060120_103033_000000342044_00251_20345_7742.N1	20-JAN-2006 10:30:33	Bright	33.500	126	60Bet Oph	2.7700	4250.0	67	20345	No
167	GOM_NL__2PRFIN20060120_103559_000000402044_00251_20345_7743.N1	20-JAN-2006 10:35:59	Bright	39.500	98	13Zet Oph	2.5710	30000.	79	20345	No
168	GOM_NL__2PRFIN20060120_104028_000000472044_00251_20345_7744.N1	20-JAN-2006 10:40:28	Twilight	47.000	16	21Alp Sco	1.0200	3000.0	94	20345	No
169	GOM_NL__2PRFIN20060120_104201_000000412044_00251_20345_7745.N1	20-JAN-2006 10:42:01	Twilight	40.500	75	26Eps Sco	2.2910	4250.0	81	20345	No
170	GOM_NL__2PRFIN20060120_104553_000000392044_00251_20345_7746.N1	20-JAN-2006 10:45:53	Dark	38.500	131	Gam Lup	2.8000	26000.	77	20345	No
171	GOM_NL__2PRFIN20060120_105137_000000412044_00252_20346_7720.N1	20-JAN-2006 10:51:37	Dark	41.000	4	Alp1Cen	-0.010000	5800.0	82	20346	No
172	GOM_NL__2PRFIN20060120_110025_000000392044_00252_20346_7721.N1	20-JAN-2006 11:00:25	Dark	39.000	29	Bet Car	1.6720	10200.	78	20346	No
173	GOM_NL__2PRFIN20060120_110230_000000382044_00252_20346_7722.N1	20-JAN-2006 11:02:30	Dark	38.000	71	lot Car	2.2460	7700.0	76	20346	No
174	GOM_NL__2PRFIN20060120_110420_000000452044_00252_20346_7723.N1	20-JAN-2006 11:04:20	Dark	44.500	46	Del Vel	1.9540	10600.	89	20346	No
175	GOM_NL__2PRFIN20060120_110659_000000442044_00252_20346_7724.N1	20-JAN-2006 11:06:59	Dark	43.500	34	Gam2Vel	1.7930	23000.	87	20346	No
176	GOM_NL__2PRFIN20060120_110907_000000402044_00252_20346_7725.N1	20-JAN-2006 11:09:07	Straylight	40.000	70	Zet Pup	2.2460	39000.	80	20346	No
177	GOM_NL__2PRFIN20060120_111041_000000452044_00252_20346_7726.N1	20-JAN-2006 11:10:41	Straylight	45.000	117	Pi Pup	2.7060	3800.0	90	20346	No
178	GOM_NL__2PRFIN20060120_111311_000000402044_00252_20346_7727.N1	20-JAN-2006 11:13:11	Straylight	40.000	23	21Eps CMa	1.5020	26000.	80	20346	No
179	GOM_NL__2PRFIN20060120_111435_000000362044_00252_20346_7728.N1	20-JAN-2006 11:14:35	Straylight	36.000	179	24Omi2CMa	3.0320	24000.	72	20346	No
180	GOM_NL__2PRFIN20060120_111646_000000452044_00252_20346_7729.N1	20-JAN-2006 11:16:46	Straylight	44.500	1	9Alp CMa	-1.4400	11000.	89	20346	No
181	GOM_NL__2PRFIN20060120_111917_000000412044_00252_20346_7730.N1	20-JAN-2006 11:19:17	Straylight	40.500	56	53Kap Ori	2.0650	30000.	81	20346	No
182	GOM_NL__2PRFIN20060120_112131_000000402044_00252_20346_7731.N1	20-JAN-2006 11:21:31	Tw_and_stray	40.000	33	50Zet Ori	1.7660	30000.	80	20346	No
183	GOM_NL__2PRFIN20060120_112355_000000522044_00252_20346_7732.N1	20-JAN-2006 11:23:55	Tw_and_stray	52.000	14	58Alp Ori	0.87000	3000.0	104	20346	No
184	GOM_NL__2PRFIN20060120_112613_000000472044_00252_20346_7733.N1	20-JAN-2006 11:26:13	Bright	47.000	44	24Gam Gem	1.9280	11000.	94	20346	No
185	GOM_NL__2PRFIN20060120_112758_000000392044_00252_20346_7734.N1	20-JAN-2006 11:27:58	Bright	38.500	151	13Mu Gem	2.8900	3000.0	77	20346	No
186	GOM_NL__2PRFIN20060120_113004_000000372044_00252_20346_7735.N1	20-JAN-2006 11:30:04	Bright	37.000	28	12Bet Tau	1.6500	15200.	74	20346	No
187	GOM_NL__2PRFIN20060120_113209_000000352044_00252_20346_7736.N1	20-JAN-2006 11:32:09	Bright	35.000	107	37The Aur	2.6490	11000.	70	20346	No
188	GOM_NL__2PRFIN20060120_113419_000000372044_00252_20346_7737.N1	20-JAN-2006 11:34:19	Bright	37.000	42	34Bet Aur	1.9000	10200.	74	20346	No
189	GOM_NL__2PRFIN20060120_114652_000000362044_00252_20346_7738.N1	20-JAN-2006 11:46:52	Bright	35.500	49	1Alp UMi	1.9900	6300.0	71	20346	No
190	GOM_NL__2PRFIN20060120_115749_000000352044_00252_20346_7739.N1	20-JAN-2006 11:57:49	Bright	34.500	130	23Bet Dra	2.7990	5800.0	69	20346	No
191	GOM_NL__2PRFIN20060120_120105_000000372044_00252_20346_7740.N1	20-JAN-2006 12:01:05	Bright	36.500	5	3Alp Lyr	0.033000	11000.	73	20346	No
192	GOM_NL__2PRFIN20060120_120903_000000342044_00252_20346_7741.N1	20-JAN-2006 12:09:03	Bright	34.000	59	55Alp Oph	2.0800	8900.0	68	20346	No
193	GOM_NL__2PRFIN20060120_121109_000000342044_00252_20346_7742.N1	20-JAN-2006 12:11:09	Bright	34.000	126	60Bet Oph	2.7700	4250.0	68	20346	No
194	GOM_NL__2PRFIN20060120_121635_000000392044_00252_20346_7743.N1	20-JAN-2006 12:16:35	Bright	38.500	98	13Zet Oph	2.5710	30000.	77	20346	No
195	GOM_NL__2PRFIN20060120_122104_000000472044_00252_20346_7744.N1	20-JAN-2006 12:21:04	Twilight	46.500	16	21Alp Sco	1.0200	3000.0	93	20346	No
196	GOM_NL__2PRFIN20060120_122237_000000422044_00252_20346_7745.N1	20-JAN-2006 12:22:37	Twilight	42.000	75	26Eps Sco	2.2910	4250.0	84	20346	No
197	GOM_NL__2PRFIN20060120_122630_000000392044_00252_20346_7746.N1	20-JAN-2006 12:26:30	Dark	38.500	131	Gam Lup	2.8000	26000.	77	20346	No
198	GOM_NL__2PRFIN20060120_123213_000000402044_00253_20347_7720.N1	20-JAN-2006 12:32:13	Dark	40.000	4	Alp1Cen	-0.010000	5800.0	80	20347	No
199	GOM_NL__2PRFIN20060120_124101_000000382044_00253_20347_7721.N1	20-JAN-2006 12:41:01	Dark	37.500	29	Bet Car	1.6720	10200.	75	20347	No
200	GOM_NL__2PRFIN20060120_124306_000000392044_00253_20347_7722.N1	20-JAN-2006 12:43:06	Dark	38.500	71	lot Car	2.2460	7700.0	77	20347	No
201	GOM_NL__2PRFIN20060120_124456_000000462044_00253_20347_7723.N1	20-JAN-2006 12:44:56	Dark	45.500	46	Del Vel	1.9540	10600.	91	20347	No
202	GOM_NL__2PRFIN20060120_124735_000000442044_00253_20347_7724.N1	20-JAN-2006 12:47:35	Dark	44.000	34	Gam2Vel	1.7930	23000.	88	20347	No
203	GOM_NL__2PRFIN20060120_124943_000000402044_00253_20347_7725.N1	20-JAN-2006 12:49:43	Straylight	39.500	70	Zet Pup	2.2460	39000.	79	20347	No
204	GOM_NL__2PRFIN20060120_125117_000000462044_00253_20347_7726.N1	20-JAN-2006 12:51:17	Straylight	46.000	117	Pi Pup	2.7060	3800.0	92	20347	No
205	GOM_NL__2PRFIN20060120_125347_000000442044_00253_20347_7727.N1	20-JAN-2006 12:53:47	Straylight	43.500	23	21Eps CMa	1.5020	26000.	87	20347	No
206	GOM_NL__2PRFIN20060120_125511_000000402044_00253_20347_7728.N1	20-JAN-2006 12:55:11	Straylight	39.500	179	24Omi2CMa	3.0320	24000.	79	20347	No
207	GOM_NL__2PRFIN20060120_125722_000000442044_00253_20347_7729.N1	20-JAN-2006 12:57:22	Straylight	44.000	1	9Alp CMa	-1.4400	11000.	88	20347	No
208	GOM_NL__2PRFIN20060120_125953_000000402044_00253_20347_7730.N1	20-JAN-2006 12:59:53	Straylight	39.500	56	53Kap Ori	2.0650	30000.	79	20347	No
209	GOM_NL__2PRFIN20060120_130207_000000402044_00253_20347_7731.N1	20-JAN-2006 13:02:07	Tw_and_stray	40.000	33	50Zet Ori	1.7660	30000.	80	20347	No
210	GOM_NL__2PRFIN20060120_130431_000000442044_00253_20347_7732.N1	20-JAN-2006 13:04:31	Tw_and_stray	43.500	14	58Alp Ori	0.87000	3000.0	87	20347	No
211	GOM_NL__2PRFIN20060120_130649_000000482044_00253_20347_7733.N1	20-JAN-2006 13:06:49	Bright	47.500	44	24Gam Gem	1.9280	11000.	95	20347	No
212	GOM_NL__2PRFIN20060120_130834_000000402044_00253_20347_7734.N1	20-JAN-2006 13:08:34	Bright	40.000	151	13Mu Gem	2.8900	3000.0	80	20347	No
213	GOM_NL__2PRFIN20060120_131041_000000362044_00253_20347_7735.N1	20-JAN-2006 13:10:41	Bright	36.000	28	12Bet Tau	1.6500	15200.	72	20347	No
214	GOM_NL__2PRFIN20060120_131245_000000352044_00253_20347_7736.N1	20-JAN-2006 13:12:45	Bright	34.500	107	37The Aur	2.6490	11000.	69	20347	No
215	GOM_NL__2PRFIN20060120_131455_000000362044_00253_20347_7737.N1	20-JAN-2006 13:14:55	Bright	35.500	42	34Bet Aur	1.9000	10200.	71	20347	No
216	GOM_NL__2PRFIN20060120_132728_000000352044_00253_20347_7738.N1	20-JAN-2006 13:27:28	Bright	35.000	49	1Alp UMi	1.9900	6300.0	70	20347	No
217	GOM_NL__2PRFIN20060120_133825_000000382044_00253_20347_7739.N1	20-JAN-2006 13:38:25	Bright	37.500	130	23Bet Dra	2.7990	5800.0	75	20347	No
218	GOM_NL__2PRFIN20060120_134141_000000352044_00253_20347_7740.N1	20-JAN-2006 13:41:41	Bright	34.500	5	3Alp Lyr	0.033000	11000.	69	20347	No
219	GOM_NL__2PRFIN20060120_134939_000000342044_00253_20347_7741.N1	20-JAN-2006 13:49:39	Bright	33.500	59	55Alp Oph	2.0800	8900.0	67	20347	No

220	GOM_NL__2PRFIN20060120_135146_000000342044_00253_20347_7742.N1	20-JAN-2006 13:51:46	Bright	33.500	126	60Bet Oph	2.7700	4250.0	67	20347	No
221	GOM_NL__2PRFIN20060120_135711_000000402044_00253_20347_7743.N1	20-JAN-2006 13:57:11	Bright	39.500	98	13Zet Oph	2.5710	30000.	79	20347	No
222	GOM_NL__2PRFIN20060120_140140_000000472044_00253_20347_7744.N1	20-JAN-2006 14:01:40	Twilight	46.500	16	21Alp Sco	1.0200	3000.0	93	20347	No
223	GOM_NL__2PRFIN20060120_140314_000000402044_00253_20347_7745.N1	20-JAN-2006 14:03:14	Twilight	40.000	75	26Eps Sco	2.2910	4250.0	80	20347	No
224	GOM_NL__2PRFIN20060120_142532_000000402044_00254_20348_7899.N1	20-JAN-2006 14:25:32	Dark	39.500	46	Del Vel	1.9540	10600.	79	20348	No
225	GOM_NL__2PRFIN20060120_142812_000000422044_00254_20348_7900.N1	20-JAN-2006 14:28:12	Dark	41.500	34	Gam2Vel	1.7930	23000.	83	20348	No
226	GOM_NL__2PRFIN20060120_143019_000000422044_00254_20348_7901.N1	20-JAN-2006 14:30:19	Straylight	41.500	70	Zet Pup	2.2460	39000.	83	20348	No
227	GOM_NL__2PRFIN20060120_143153_000000422044_00254_20348_7902.N1	20-JAN-2006 14:31:53	Straylight	42.000	117	Pi Pup	2.7060	3800.0	84	20348	No
228	GOM_NL__2PRFIN20060120_143423_000000412044_00254_20348_7903.N1	20-JAN-2006 14:34:23	Straylight	41.000	23	21Eps CMa	1.5020	26000.	82	20348	No
229	GOM_NL__2PRFIN20060120_143547_000000392044_00254_20348_7904.N1	20-JAN-2006 14:35:47	Straylight	38.500	179	24Omi2CMa	3.0320	24000.	77	20348	No
230	GOM_NL__2PRFIN20060120_143758_000000442044_00254_20348_7905.N1	20-JAN-2006 14:37:58	Straylight	44.000	1	9Alp CMa	-1.4400	11000.	88	20348	No
231	GOM_NL__2PRFIN20060120_144030_000000392044_00254_20348_7906.N1	20-JAN-2006 14:40:30	Straylight	39.000	56	53Kap Ori	2.0650	30000.	78	20348	No
232	GOM_NL__2PRFIN20060120_144243_000000412044_00254_20348_7907.N1	20-JAN-2006 14:42:43	Tw_i_and_stray	41.000	33	50Zet Ori	1.7660	30000.	82	20348	No
233	GOM_NL__2PRFIN20060120_144508_000000462044_00254_20348_7908.N1	20-JAN-2006 14:45:08	Tw_i_and_stray	46.000	14	58Alp Ori	0.87000	3000.0	92	20348	No
234	GOM_NL__2PRFIN20060120_144725_000000422044_00254_20348_7909.N1	20-JAN-2006 14:47:25	Bright	42.000	44	24Gam Gem	1.9280	11000.	84	20348	No
235	GOM_NL__2PRFIN20060120_144910_000000402044_00254_20348_7910.N1	20-JAN-2006 14:49:10	Bright	40.000	151	13Mu Gem	2.8900	3000.0	80	20348	No
236	GOM_NL__2PRFIN20060120_145117_000000372044_00254_20348_7911.N1	20-JAN-2006 14:51:17	Bright	37.000	28	12Bet Tau	1.6500	15200.	74	20348	No
237	GOM_NL__2PRFIN20060120_145321_000000342044_00254_20348_7912.N1	20-JAN-2006 14:53:21	Bright	34.000	107	37The Aur	2.6490	11000.	68	20348	No
238	GOM_NL__2PRFIN20060120_145531_000000362044_00254_20348_7913.N1	20-JAN-2006 14:55:31	Bright	36.000	42	34Bet Aur	1.9000	10200.	72	20348	No
239	GOM_NL__2PRFIN20060120_150804_000000332044_00254_20348_7914.N1	20-JAN-2006 15:08:04	Bright	33.000	49	1Alp UMi	1.9900	6300.0	66	20348	No
240	GOM_NL__2PRFIN20060120_151901_000000372044_00254_20348_7915.N1	20-JAN-2006 15:19:01	Bright	37.000	130	23Bet Dra	2.7990	5800.0	74	20348	No
241	GOM_NL__2PRFIN20060120_152217_000000332044_00254_20348_7916.N1	20-JAN-2006 15:22:17	Bright	33.000	5	3Alp Lyr	0.033000	11000.	66	20348	No
242	GOM_NL__2PRFIN20060120_153015_000000342044_00254_20348_7917.N1	20-JAN-2006 15:30:15	Bright	34.000	59	55Alp Oph	2.0800	8900.0	68	20348	No
243	GOM_NL__2PRFIN20060120_153222_000000342044_00254_20348_7918.N1	20-JAN-2006 15:32:22	Bright	33.500	126	60Bet Oph	2.7700	4250.0	67	20348	No
244	GOM_NL__2PRFIN20060120_153748_000000402044_00254_20348_7919.N1	20-JAN-2006 15:37:48	Bright	39.500	98	13Zet Oph	2.5710	30000.	79	20348	No
245	GOM_NL__2PRFIN20060120_154217_000000492044_00254_20348_7920.N1	20-JAN-2006 15:42:17	Twilight	49.000	16	21Alp Sco	1.0200	3000.0	98	20348	No
246	GOM_NL__2PRFIN20060120_154350_000000412044_00254_20348_7921.N1	20-JAN-2006 15:43:50	Twilight	40.500	75	26Eps Sco	2.2910	4250.0	81	20348	No
247	GOM_NL__2PRFIN20060120_160419_000000402044_00255_20349_7720.N1	20-JAN-2006 16:04:19	Dark	40.000	71	lot Car	2.2460	7700.0	80	20349	No
248	GOM_NL__2PRFIN20060120_160609_000000392044_00255_20349_7721.N1	20-JAN-2006 16:06:09	Dark	38.500	46	Del Vel	1.9540	10600.	77	20349	No
249	GOM_NL__2PRFIN20060120_160848_000000402044_00255_20349_7722.N1	20-JAN-2006 16:08:48	Dark	40.000	34	Gam2Vel	1.7930	23000.	80	20349	No
250	GOM_NL__2PRFIN20060120_161056_000000392044_00255_20349_7723.N1	20-JAN-2006 16:10:56	Straylight	38.500	70	Zet Pup	2.2460	39000.	77	20349	No
251	GOM_NL__2PRFIN20060120_161229_000000442044_00255_20349_7724.N1	20-JAN-2006 16:12:29	Straylight	43.500	117	Pi Pup	2.7060	3800.0	87	20349	No
252	GOM_NL__2PRFIN20060120_161459_000000432044_00255_20349_7725.N1	20-JAN-2006 16:14:59	Straylight	42.500	23	21Eps CMa	1.5020	26000.	85	20349	No
253	GOM_NL__2PRFIN20060120_161623_000000372044_00255_20349_7726.N1	20-JAN-2006 16:16:23	Straylight	37.000	179	24Omi2CMa	3.0320	24000.	74	20349	No
254	GOM_NL__2PRFIN20060120_161834_000000452044_00255_20349_7727.N1	20-JAN-2006 16:18:34	Straylight	45.000	1	9Alp CMa	-1.4400	11000.	90	20349	No
255	GOM_NL__2PRFIN20060120_162106_000000412044_00255_20349_7728.N1	20-JAN-2006 16:21:06	Straylight	41.000	56	53Kap Ori	2.0650	30000.	82	20349	No
256	GOM_NL__2PRFIN20060120_162319_000000402044_00255_20349_7729.N1	20-JAN-2006 16:23:19	Tw_i_and_stray	40.000	33	50Zet Ori	1.7660	30000.	80	20349	No
257	GOM_NL__2PRFIN20060120_162544_000000522044_00255_20349_7730.N1	20-JAN-2006 16:25:44	Tw_i_and_stray	52.000	14	58Alp Ori	0.87000	3000.0	104	20349	No
258	GOM_NL__2PRFIN20060120_162801_000000462044_00255_20349_7731.N1	20-JAN-2006 16:28:01	Bright	46.000	44	24Gam Gem	1.9280	11000.	92	20349	No
259	GOM_NL__2PRFIN20060120_162946_000000402044_00255_20349_7732.N1	20-JAN-2006 16:29:46	Bright	39.500	151	13Mu Gem	2.8900	3000.0	79	20349	No
260	GOM_NL__2PRFIN20060120_163153_000000372044_00255_20349_7733.N1	20-JAN-2006 16:31:53	Bright	37.000	28	12Bet Tau	1.6500	15200.	74	20349	No
261	GOM_NL__2PRFIN20060120_163357_000000352044_00255_20349_7734.N1	20-JAN-2006 16:33:57	Bright	35.000	107	37The Aur	2.6490	11000.	70	20349	No
262	GOM_NL__2PRFIN20060120_163607_000000362044_00255_20349_7735.N1	20-JAN-2006 16:36:07	Bright	36.000	42	34Bet Aur	1.9000	10200.	72	20349	No
263	GOM_NL__2PRFIN20060120_164840_000000362044_00255_20349_7736.N1	20-JAN-2006 16:48:40	Bright	35.500	49	1Alp UMi	1.9900	6300.0	71	20349	No
264	GOM_NL__2PRFIN20060120_165937_000000362044_00255_20349_7737.N1	20-JAN-2006 16:59:37	Bright	35.500	130	23Bet Dra	2.7990	5800.0	71	20349	No
265	GOM_NL__2PRFIN20060120_170253_000000502044_00255_20349_7738.N1	20-JAN-2006 17:02:53	Bright	50.000	5	3Alp Lyr	0.033000	11000.	100	20349	No
266	GOM_NL__2PRFIN20060120_171051_000000352044_00255_20349_7739.N1	20-JAN-2006 17:10:51	Bright	35.000	59	55Alp Oph	2.0800	8900.0	70	20349	No
267	GOM_NL__2PRFIN20060120_171258_000000342044_00255_20349_7740.N1	20-JAN-2006 17:12:58	Bright	34.000	126	60Bet Oph	2.7700	4250.0	68	20349	No
268	GOM_NL__2PRFIN20060120_171824_000000402044_00255_20349_7741.N1	20-JAN-2006 17:18:24	Bright	40.000	98	13Zet Oph	2.5710	30000.	80	20349	No
269	GOM_NL__2PRFIN20060120_172253_000000492044_00255_20349_7742.N1	20-JAN-2006 17:22:53	Twilight	49.000	16	21Alp Sco	1.0200	3000.0	98	20349	No
270	GOM_NL__2PRFIN20060120_172426_000000422044_00255_20349_7743.N1	20-JAN-2006 17:24:26	Twilight	41.500	75	26Eps Sco	2.2910	4250.0	83	20349	No
271	GOM_NL__2PRFIN20060120_175132_000000382044_00256_20350_7720.N1	20-JAN-2006 17:51:32	Straylight	38.000	70	Zet Pup	2.2460	39000.	76	20350	No
272	GOM_NL__2PRFIN20060120_175305_000000442044_00256_20350_7721.N1	20-JAN-2006 17:53:05	Straylight	43.500	117	Pi Pup	2.7060	3800.0	87	20350	No
273	GOM_NL__2PRFIN20060120_175535_000000432044_00256_20350_7722.N1	20-JAN-2006 17:55:35	Straylight	42.500	23	21Eps CMa	1.5020	26000.	85	20350	No
274	GOM_NL__2PRFIN20060120_175659_000000392044_00256_20350_7723.N1	20-JAN-2006 17:56:59	Straylight	38.500	179	24Omi2CMa	3.0320	24000.	77	20350	No
275	GOM_NL__2PRFIN20060120_175910_000000452044_00256_20350_7724.N1	20-JAN-2006 17:59:10	Straylight	45.000	1	9Alp CMa	-1.4400	11000.	90	20350	No
276	GOM_NL__2PRFIN20060120_180142_000000422044_00256_20350_7725.N1	20-JAN-2006 18:01:42	Straylight	41.500	56	53Kap Ori	2.0650	30000.	83	20350	No
277	GOM_NL__2PRFIN20060120_180355_000000402044_00256_20350_7726.N1	20-JAN-2006 18:03:55	Tw_i_and_stray	40.000	33	50Zet Ori	1.7660	30000.	80	20350	No
278	GOM_NL__2PRFIN20060120_180620_000000522044_00256_20350_7727.N1	20-JAN-2006 18:06:20	Tw_i_and_stray	52.000	14	58Alp Ori	0.87000	3000.0	104	20350	No

279	GOM_NL__2PRFIN20060120_180837_000000522044_00256_20350_7728.N1	20-JAN-2006 18:08:37	Bright	52.000	44	24Gam Gem	1.9280	11000.	104	20350	No
280	GOM_NL__2PRFIN20060120_181022_000000392044_00256_20350_7729.N1	20-JAN-2006 18:10:22	Bright	39.000	151	13Mu Gem	2.8900	3000.0	78	20350	No
281	GOM_NL__2PRFIN20060120_181229_000000392044_00256_20350_7730.N1	20-JAN-2006 18:12:29	Bright	38.500	28	12Bet Tau	1.6500	15200.	77	20350	No
282	GOM_NL__2PRFIN20060120_181433_000000362044_00256_20350_7731.N1	20-JAN-2006 18:14:33	Bright	36.000	107	37The Aur	2.6490	11000.	72	20350	No
283	GOM_NL__2PRFIN20060120_181643_000000362044_00256_20350_7732.N1	20-JAN-2006 18:16:43	Bright	35.500	42	34Bet Aur	1.9000	10200.	71	20350	No
284	GOM_NL__2PRFIN20060120_182916_000000362044_00256_20350_7733.N1	20-JAN-2006 18:29:16	Bright	35.500	49	1Alp UMi	1.9900	6300.0	71	20350	No
285	GOM_NL__2PRFIN20060120_184013_000000372044_00256_20350_7734.N1	20-JAN-2006 18:40:13	Bright	36.500	130	23Bet Dra	2.7990	5800.0	73	20350	No
286	GOM_NL__2PRFIN20060120_184329_000000332044_00256_20350_7735.N1	20-JAN-2006 18:43:29	Bright	32.500	5	3Alp Lyr	0.033000	11000.	65	20350	No
287	GOM_NL__2PRFIN20060120_185128_000000342044_00256_20350_7736.N1	20-JAN-2006 18:51:28	Bright	34.000	59	55Alp Oph	2.0800	8900.0	68	20350	No
288	GOM_NL__2PRFIN20060120_185334_000000342044_00256_20350_7737.N1	20-JAN-2006 18:53:34	Bright	33.500	126	60Bet Oph	2.7700	4250.0	67	20350	No
289	GOM_NL__2PRFIN20060120_185901_000000412044_00256_20350_7738.N1	20-JAN-2006 18:59:01	Bright	40.500	98	13Zet Oph	2.5710	30000.	81	20350	No
290	GOM_NL__2PRFIN20060120_190330_000000512044_00256_20350_7739.N1	20-JAN-2006 19:03:30	Twilight	51.000	16	21Alp Sco	1.0200	3000.0	102	20350	No
291	GOM_NL__2PRFIN20060120_190503_000000422044_00256_20350_7740.N1	20-JAN-2006 19:05:03	Twilight	42.000	75	26Eps Sco	2.2910	4250.0	84	20350	No
292	GOM_NL__2PRFIN20060120_190856_000000392044_00256_20350_7741.N1	20-JAN-2006 19:08:56	Dark	39.000	131	Gam Lup	2.8000	26000.	78	20350	No
293	GOM_NL__2PRFIN20060120_191541_000000392044_00257_20351_7720.N1	20-JAN-2006 19:15:41	Dark	39.000	10	Bet Cen	0.61000	28000.	78	20351	No
294	GOM_NL__2PRFIN20060120_192326_000000372044_00257_20351_7721.N1	20-JAN-2006 19:23:26	Dark	37.000	29	Bet Car	1.6720	10200.	74	20351	No
295	GOM_NL__2PRFIN20060120_192531_000000382044_00257_20351_7722.N1	20-JAN-2006 19:25:31	Dark	38.000	71	lot Car	2.2460	7700.0	76	20351	No
296	GOM_NL__2PRFIN20060120_192721_000000392044_00257_20351_7723.N1	20-JAN-2006 19:27:21	Dark	38.500	46	Del Vel	1.9540	10600.	77	20351	No
297	GOM_NL__2PRFIN20060120_193001_000000432044_00257_20351_7724.N1	20-JAN-2006 19:30:01	Dark	43.000	34	Gam2Vel	1.7930	23000.	86	20351	No
298	GOM_NL__2PRFIN20060120_193208_000000432044_00257_20351_7725.N1	20-JAN-2006 19:32:08	Straylight	43.000	70	Zet Pup	2.2460	39000.	86	20351	No
299	GOM_NL__2PRFIN20060120_193342_000000422044_00257_20351_7726.N1	20-JAN-2006 19:33:42	Straylight	41.500	117	Pi Pup	2.7060	3800.0	83	20351	No
300	GOM_NL__2PRFIN20060120_193612_000000412044_00257_20351_7727.N1	20-JAN-2006 19:36:12	Straylight	41.000	23	21Eps CMa	1.5020	26000.	82	20351	No
301	GOM_NL__2PRFIN20060120_193735_000000392044_00257_20351_7728.N1	20-JAN-2006 19:37:35	Straylight	39.000	179	24Omi2CMa	3.0320	24000.	78	20351	No
302	GOM_NL__2PRFIN20060120_193946_000000492044_00257_20351_7729.N1	20-JAN-2006 19:39:46	Straylight	49.000	1	9Alp CMa	-1.4400	11000.	98	20351	No
303	GOM_NL__2PRFIN20060120_194218_000000422044_00257_20351_7730.N1	20-JAN-2006 19:42:18	Straylight	41.500	56	53Kap Ori	2.0650	30000.	83	20351	No
304	GOM_NL__2PRFIN20060120_194432_000000442044_00257_20351_7731.N1	20-JAN-2006 19:44:32	Tw_i_and_stray	43.500	33	50Zet Ori	1.7660	30000.	87	20351	No
305	GOM_NL__2PRFIN20060120_194656_000000522044_00257_20351_7732.N1	20-JAN-2006 19:46:56	Tw_i_and_stray	52.000	14	58Alp Ori	0.87000	3000.0	104	20351	No
306	GOM_NL__2PRFIN20060120_194913_000000482044_00257_20351_7733.N1	20-JAN-2006 19:49:13	Bright	48.000	44	24Gam Gem	1.9280	11000.	96	20351	No
307	GOM_NL__2PRFIN20060120_195058_000000382044_00257_20351_7734.N1	20-JAN-2006 19:50:58	Bright	37.500	151	13Mu Gem	2.8900	3000.0	75	20351	No
308	GOM_NL__2PRFIN20060120_195305_000000372044_00257_20351_7735.N1	20-JAN-2006 19:53:05	Bright	37.000	28	12Bet Tau	1.6500	15200.	74	20351	No
309	GOM_NL__2PRFIN20060120_195510_000000352044_00257_20351_7736.N1	20-JAN-2006 19:55:10	Bright	34.500	107	37The Aur	2.6490	11000.	69	20351	No
310	GOM_NL__2PRFIN20060120_195719_000000372044_00257_20351_7737.N1	20-JAN-2006 19:57:19	Bright	36.500	42	34Bet Aur	1.9000	10200.	73	20351	No
311	GOM_NL__2PRFIN20060120_200952_000000362044_00257_20351_7738.N1	20-JAN-2006 20:09:52	Bright	36.000	49	1Alp UMi	1.9900	6300.0	72	20351	No
312	GOM_NL__2PRFIN20060120_202049_000000352044_00257_20351_7739.N1	20-JAN-2006 20:20:49	Bright	34.500	130	23Bet Dra	2.7990	5800.0	69	20351	No
313	GOM_NL__2PRFIN20060120_202405_000000352044_00257_20351_7740.N1	20-JAN-2006 20:24:05	Bright	35.000	5	3Alp Lyr	0.033000	11000.	70	20351	No
314	GOM_NL__2PRFIN20060120_203204_000000342044_00257_20351_7741.N1	20-JAN-2006 20:32:04	Bright	34.000	59	55Alp Oph	2.0800	8900.0	68	20351	No
315	GOM_NL__2PRFIN20060120_203410_000000342044_00257_20351_7742.N1	20-JAN-2006 20:34:10	Bright	34.000	126	60Bet Oph	2.7700	4250.0	68	20351	No
316	GOM_NL__2PRFIN20060120_203937_000000402044_00257_20351_7743.N1	20-JAN-2006 20:39:37	Bright	39.500	98	13Zet Oph	2.5710	30000.	79	20351	No
317	GOM_NL__2PRFIN20060120_204406_000000552044_00257_20351_7744.N1	20-JAN-2006 20:44:06	Twilight	55.000	16	21Alp Sco	1.0200	3000.0	110	20351	No
318	GOM_NL__2PRFIN20060120_204539_000000442044_00257_20351_7745.N1	20-JAN-2006 20:45:39	Twilight	44.000	75	26Eps Sco	2.2910	4250.0	88	20351	No
319	GOM_NL__2PRFIN20060120_204933_000000392044_00257_20351_7746.N1	20-JAN-2006 20:49:33	Dark	38.500	131	Gam Lup	2.8000	26000.	77	20351	No
320	GOM_NL__2PRFIN20060120_205618_000000412044_00258_20352_7720.N1	20-JAN-2006 20:56:18	Dark	41.000	10	Bet Cen	0.61000	28000.	82	20352	No
321	GOM_NL__2PRFIN20060120_210403_000000372044_00258_20352_7721.N1	20-JAN-2006 21:04:03	Dark	36.500	29	Bet Car	1.6720	10200.	73	20352	No
322	GOM_NL__2PRFIN20060120_210608_000000402044_00258_20352_7722.N1	20-JAN-2006 21:06:08	Dark	39.500	71	lot Car	2.2460	7700.0	79	20352	No
323	GOM_NL__2PRFIN20060120_210758_000000392044_00258_20352_7723.N1	20-JAN-2006 21:07:58	Dark	39.000	46	Del Vel	1.9540	10600.	78	20352	No
324	GOM_NL__2PRFIN20060120_211037_000000422044_00258_20352_7724.N1	20-JAN-2006 21:10:37	Dark	41.500	34	Gam2Vel	1.7930	23000.	83	20352	No
325	GOM_NL__2PRFIN20060120_211244_000000402044_00258_20352_7725.N1	20-JAN-2006 21:12:44	Straylight	40.000	70	Zet Pup	2.2460	39000.	80	20352	No
326	GOM_NL__2PRFIN20060120_211418_000000482044_00258_20352_7726.N1	20-JAN-2006 21:14:18	Straylight	48.000	117	Pi Pup	2.7060	3800.0	96	20352	No
327	GOM_NL__2PRFIN20060120_211648_000000432044_00258_20352_7727.N1	20-JAN-2006 21:16:48	Straylight	43.000	23	21Eps CMa	1.5020	26000.	86	20352	No
328	GOM_NL__2PRFIN20060120_211811_000000392044_00258_20352_7728.N1	20-JAN-2006 21:18:11	Straylight	38.500	179	24Omi2CMa	3.0320	24000.	77	20352	No
329	GOM_NL__2PRFIN20060120_212022_000000432044_00258_20352_7729.N1	20-JAN-2006 21:20:22	Straylight	43.000	1	9Alp CMa	-1.4400	11000.	86	20352	No
330	GOM_NL__2PRFIN20060120_212254_000000402044_00258_20352_7730.N1	20-JAN-2006 21:22:54	Straylight	39.500	56	53Kap Ori	2.0650	30000.	79	20352	No
331	GOM_NL__2PRFIN20060120_212508_000000402044_00258_20352_7731.N1	20-JAN-2006 21:25:08	Tw_i_and_stray	39.500	33	50Zet Ori	1.7660	30000.	79	20352	No
332	GOM_NL__2PRFIN20060120_212732_000000482044_00258_20352_7732.N1	20-JAN-2006 21:27:32	Tw_i_and_stray	47.500	14	58Alp Ori	0.87000	3000.0	95	20352	No
333	GOM_NL__2PRFIN20060120_212949_000000442044_00258_20352_7733.N1	20-JAN-2006 21:29:49	Bright	43.500	44	24Gam Gem	1.9280	11000.	87	20352	No
334	GOM_NL__2PRFIN20060120_213134_000000392044_00258_20352_7734.N1	20-JAN-2006 21:31:34	Bright	38.500	151	13Mu Gem	2.8900	3000.0	77	20352	No
335	GOM_NL__2PRFIN20060120_213342_000000372044_00258_20352_7735.N1	20-JAN-2006 21:33:42	Bright	36.500	28	12Bet Tau	1.6500	15200.	73	20352	No
336	GOM_NL__2PRFIN20060120_213545_000000352044_00258_20352_7736.N1	20-JAN-2006 21:35:45	Bright	34.500	107	37The Aur	2.6490	11000.	69	20352	No
337	GOM_NL__2PRFIN20060120_213755_000000362044_00258_20352_7737.N1	20-JAN-2006 21:37:55	Bright	35.500	42	34Bet Aur	1.9000	10200.	71	20352	No



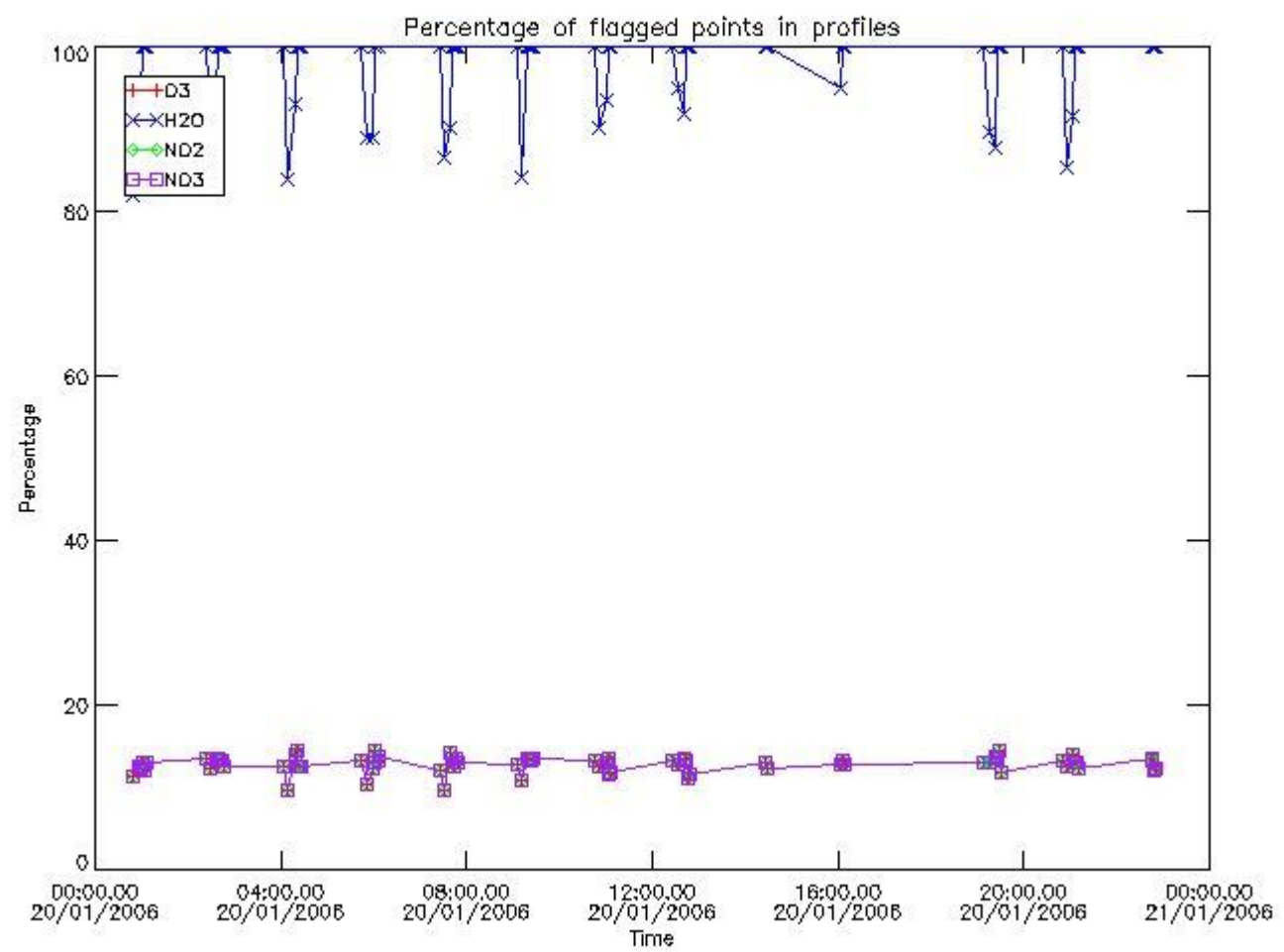
338	GOM_NL__2PRFIN20060120_215028_000000362044_00258_20352_7738.N1	20-JAN-2006 21:50:28	Bright	36.000	49	1Alp UMi	1.9900	6300.0	72	20352	No
339	GOM_NL__2PRFIN20060120_220125_000000352044_00258_20352_7739.N1	20-JAN-2006 22:01:25	Bright	34.500	130	23Bet Dra	2.7990	5800.0	69	20352	No
340	GOM_NL__2PRFIN20060120_220441_000000332044_00258_20352_7740.N1	20-JAN-2006 22:04:41	Bright	33.000	5	3Alp Lyr	0.033000	11000.	66	20352	No
341	GOM_NL__2PRFIN20060120_221240_000000342044_00258_20352_7741.N1	20-JAN-2006 22:12:40	Bright	34.000	59	55Alp Oph	2.0800	8900.0	68	20352	No
342	GOM_NL__2PRFIN20060120_221446_000000342044_00258_20352_7742.N1	20-JAN-2006 22:14:46	Bright	33.500	126	60Bet Oph	2.7700	4250.0	67	20352	No
343	GOM_NL__2PRFIN20060120_222013_000000402044_00258_20352_7743.N1	20-JAN-2006 22:20:13	Bright	39.500	98	13Zet Oph	2.5710	30000.	79	20352	No
344	GOM_NL__2PRFIN20060120_222443_000000502044_00258_20352_7744.N1	20-JAN-2006 22:24:43	Twilight	50.000	16	21Alp Sco	1.0200	3000.0	100	20352	No
345	GOM_NL__2PRFIN20060120_222615_000000452044_00258_20352_7745.N1	20-JAN-2006 22:26:15	Twilight	44.500	75	26Eps Sco	2.2910	4250.0	89	20352	No
346	GOM_NL__2PRFIN20060120_224439_000000382044_00259_20353_7903.N1	20-JAN-2006 22:44:39	Dark	38.000	29	Bet Car	1.6720	10200.	76	20353	No
347	GOM_NL__2PRFIN20060120_224644_000000392044_00259_20353_7904.N1	20-JAN-2006 22:46:44	Dark	38.500	71	lot Car	2.2460	7700.0	77	20353	No
348	GOM_NL__2PRFIN20060120_224834_000000422044_00259_20353_7905.N1	20-JAN-2006 22:48:34	Dark	42.000	46	Del Vel	1.9540	10600.	84	20353	No
349	GOM_NL__2PRFIN20060120_225113_000000422044_00259_20353_7906.N1	20-JAN-2006 22:51:13	Dark	41.500	34	Gam2Vel	1.7930	23000.	83	20353	No
350	GOM_NL__2PRFIN20060120_225320_000000412044_00259_20353_7907.N1	20-JAN-2006 22:53:20	Straylight	40.500	70	Zet Pup	2.2460	39000.	81	20353	No
351	GOM_NL__2PRFIN20060120_225454_000000412044_00259_20353_7908.N1	20-JAN-2006 22:54:54	Straylight	41.000	117	Pi Pup	2.7060	3800.0	82	20353	No
352	GOM_NL__2PRFIN20060120_225724_000000412044_00259_20353_7909.N1	20-JAN-2006 22:57:24	Straylight	41.000	23	21Eps CMa	1.5020	26000.	82	20353	No
353	GOM_NL__2PRFIN20060120_225848_000000382044_00259_20353_7910.N1	20-JAN-2006 22:58:48	Straylight	38.000	179	24Omi2CMa	3.0320	24000.	76	20353	No
354	GOM_NL__2PRFIN20060120_230058_000000462044_00259_20353_7911.N1	20-JAN-2006 23:00:58	Straylight	46.000	1	9Alp CMa	-1.4400	11000.	92	20353	No
355	GOM_NL__2PRFIN20060120_230330_000000412044_00259_20353_7912.N1	20-JAN-2006 23:03:30	Straylight	41.000	56	53Kap Ori	2.0650	30000.	82	20353	No
356	GOM_NL__2PRFIN20060120_230544_000000402044_00259_20353_7913.N1	20-JAN-2006 23:05:44	Tw_i_and_stray	39.500	33	50Zet Ori	1.7660	30000.	79	20353	No
357	GOM_NL__2PRFIN20060120_230808_000000522044_00259_20353_7914.N1	20-JAN-2006 23:08:08	Tw_i_and_stray	51.500	14	58Alp Ori	0.87000	3000.0	103	20353	No
358	GOM_NL__2PRFIN20060120_231025_000000462044_00259_20353_7915.N1	20-JAN-2006 23:10:25	Bright	45.500	44	24Gam Gem	1.9280	11000.	91	20353	No
359	GOM_NL__2PRFIN20060120_231210_000000402044_00259_20353_7916.N1	20-JAN-2006 23:12:10	Bright	40.000	151	13Mu Gem	2.8900	3000.0	80	20353	No
360	GOM_NL__2PRFIN20060120_231418_000000362044_00259_20353_7917.N1	20-JAN-2006 23:14:18	Bright	36.000	28	12Bet Tau	1.6500	15200.	72	20353	No
361	GOM_NL__2PRFIN20060120_231621_000000412044_00259_20353_7918.N1	20-JAN-2006 23:16:21	Bright	40.500	107	37The Aur	2.6490	11000.	81	20353	No
362	GOM_NL__2PRFIN20060120_231831_000000362044_00259_20353_7919.N1	20-JAN-2006 23:18:31	Bright	35.500	42	34Bet Aur	1.9000	10200.	71	20353	No
363	GOM_NL__2PRFIN20060120_233104_000000322044_00259_20353_7920.N1	20-JAN-2006 23:31:04	Bright	32.000	49	1Alp UMi	1.9900	6300.0	64	20353	No
364	GOM_NL__2PRFIN20060120_234201_000000372044_00259_20353_7921.N1	20-JAN-2006 23:42:01	Bright	37.000	130	23Bet Dra	2.7990	5800.0	74	20353	No
365	GOM_NL__2PRFIN20060120_234518_000000332044_00259_20353_7922.N1	20-JAN-2006 23:45:18	Bright	32.500	5	3Alp Lyr	0.033000	11000.	65	20353	No
366	GOM_NL__2PRFIN20060120_235316_000000352044_00259_20353_7923.N1	20-JAN-2006 23:53:16	Bright	34.500	59	55Alp Oph	2.0800	8900.0	69	20353	No
367	GOM_NL__2PRFIN20060120_235522_000000342044_00259_20353_7924.N1	20-JAN-2006 23:55:22	Bright	33.500	126	60Bet Oph	2.7700	4250.0	67	20353	No

### 3. Quality information per product

In this section it is plotted some information contained in the Quality Summary data set of the level 2 products. Only products in dark limb conditions and without errors (error flag in the MPH set to "0") are used.

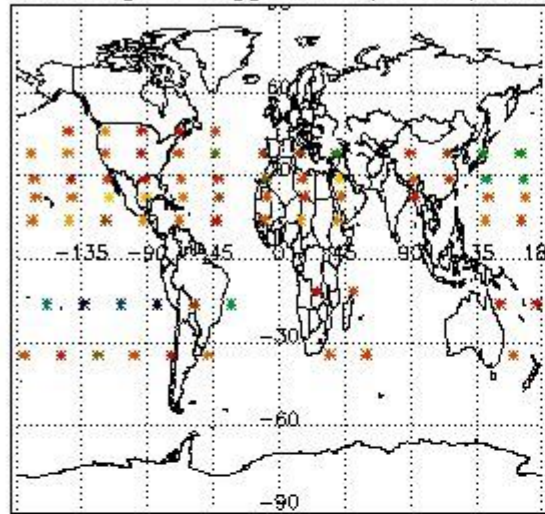
#### 3.1 Plot quality information per product (time dependant)



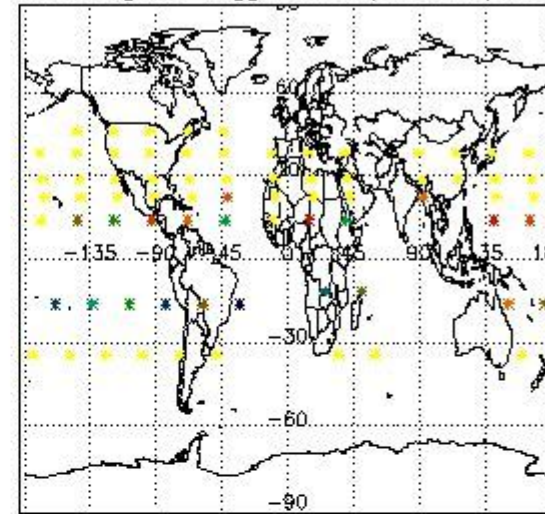


3.2 Plot quality information per product (world map)


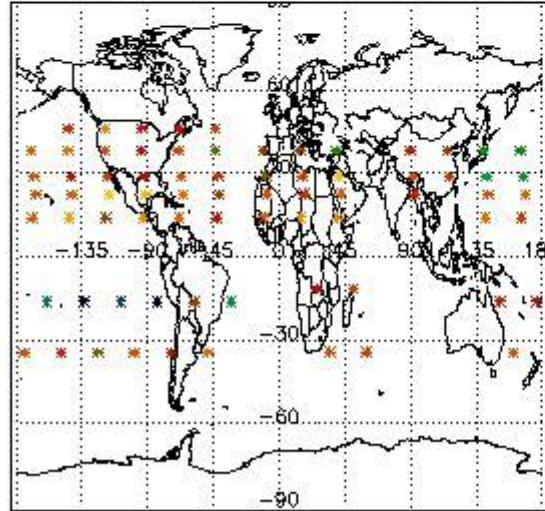
Percentage of flagged data per O3 profile



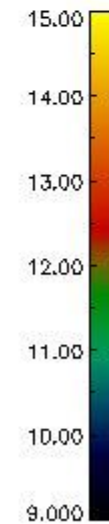
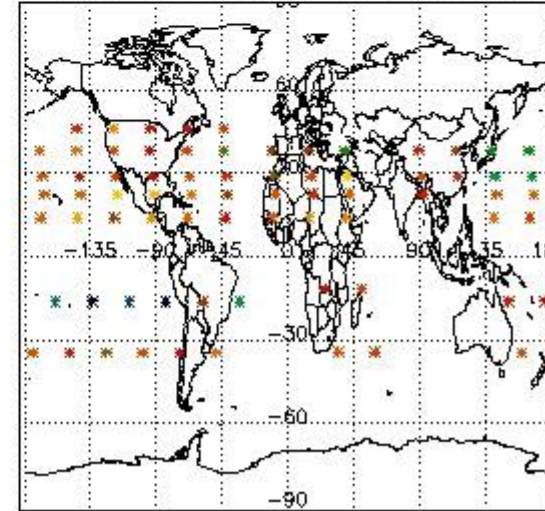
Percentage of flagged data per H2O profile



Percentage of flagged data per NO2 profile



Percentage of flagged data per NO3 profile

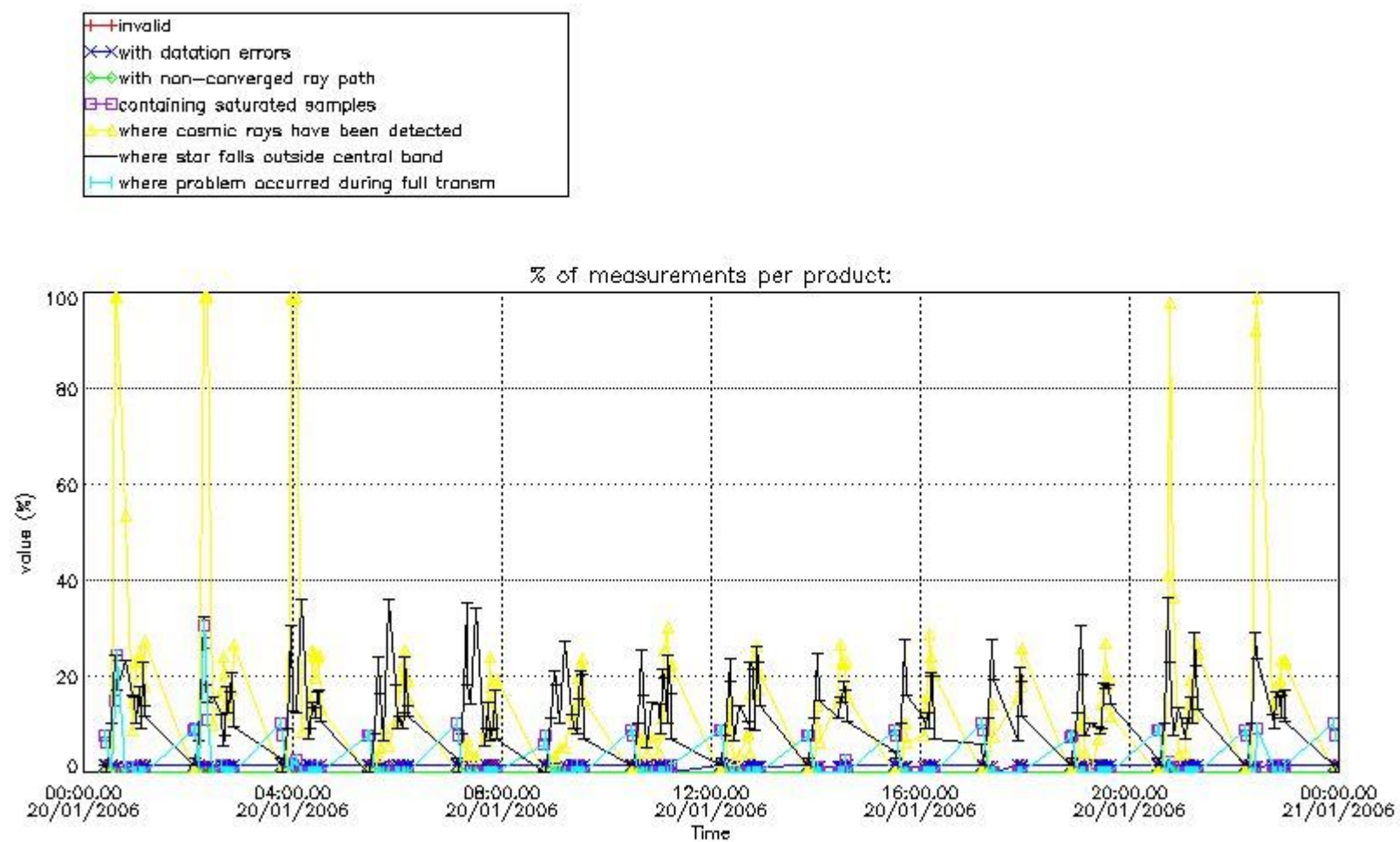


#### 4. Level 1 quality information per product

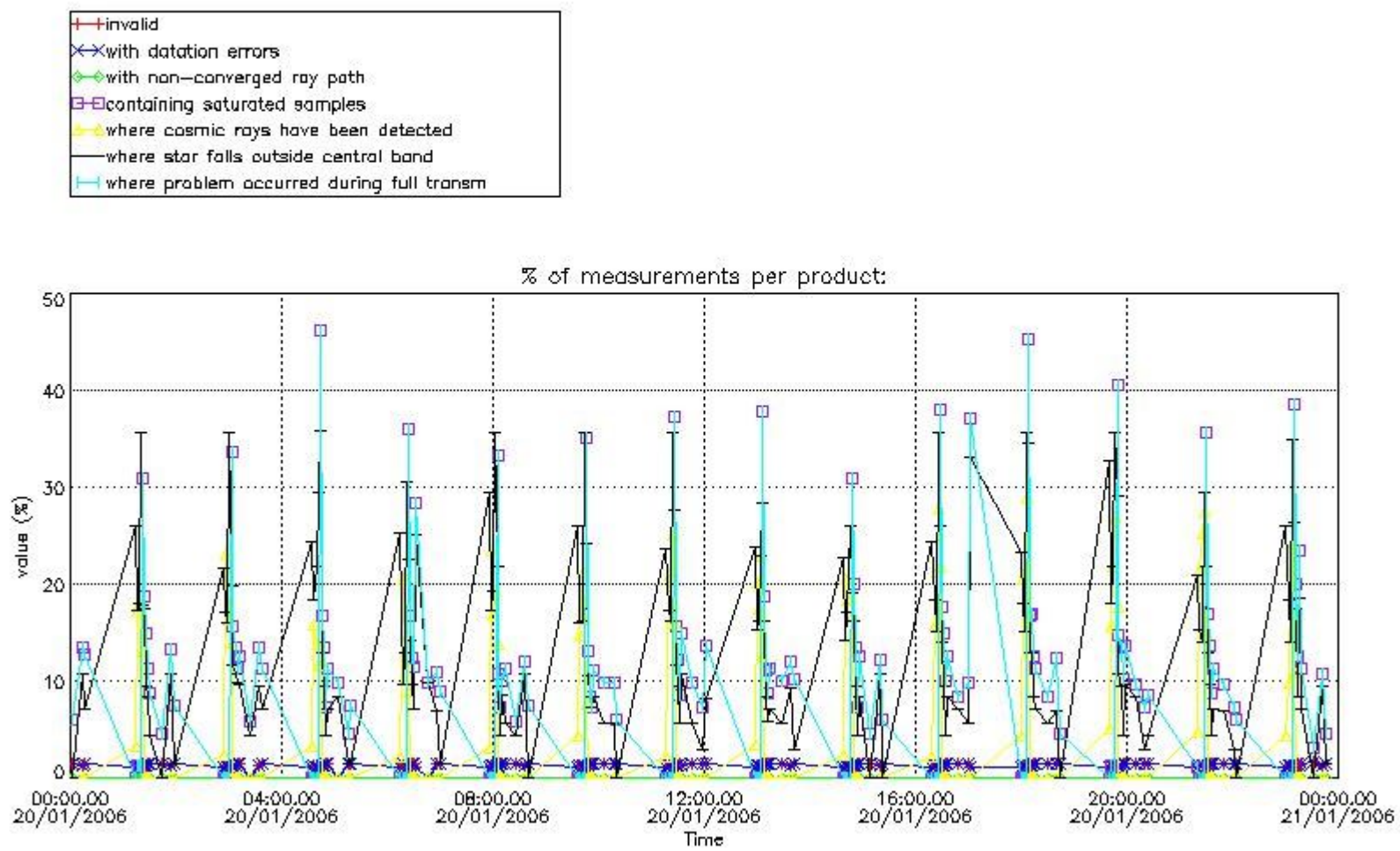
In this section it is plotted some information contained in the Quality Summary data set of the level 2 products that comes from the level 1b processing. Products without errors (error flag in the MPH set to "0") are used.

##### 4.1 Plot quality information per product (time dependant) coming from level 1b processing

##### 4.1.1 Plot level 1 quality information per product (time dependant): ENVISAT ASCENDING passes



4.1.2 Plot level 1 quality information per product (time dependant): ENVISAT DESCENDING passes

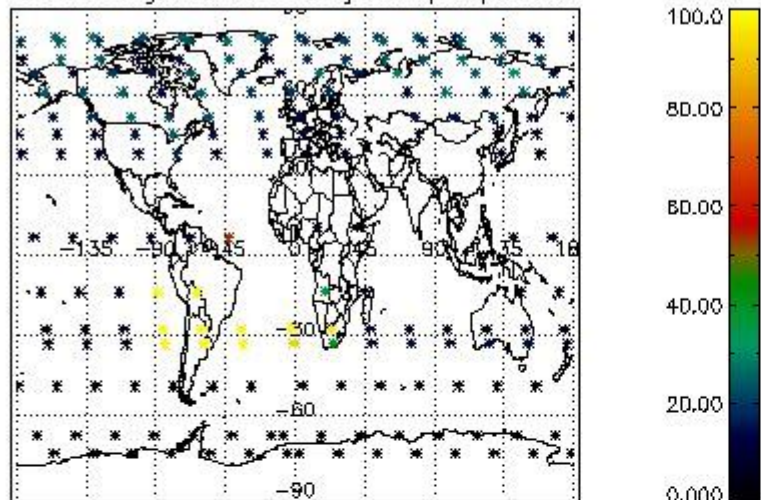


4.2 Plot quality information per product coming from level 1b processing (world map)

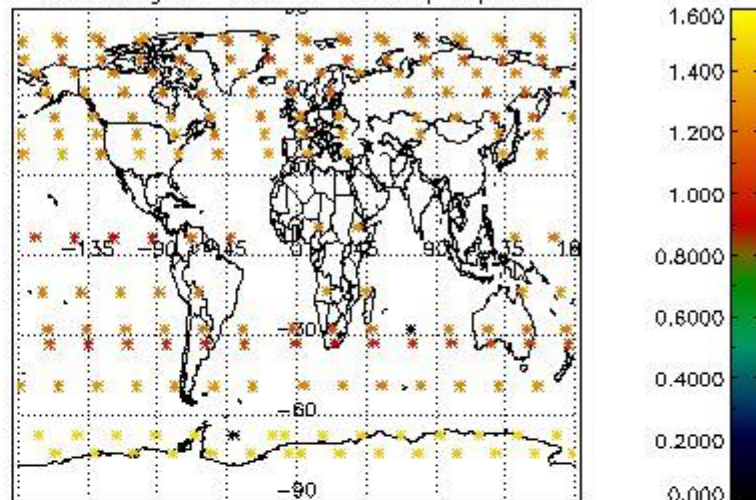
4.2.1 Plot level 1 quality information per product (world map): ENVISAT ASCENDING passes



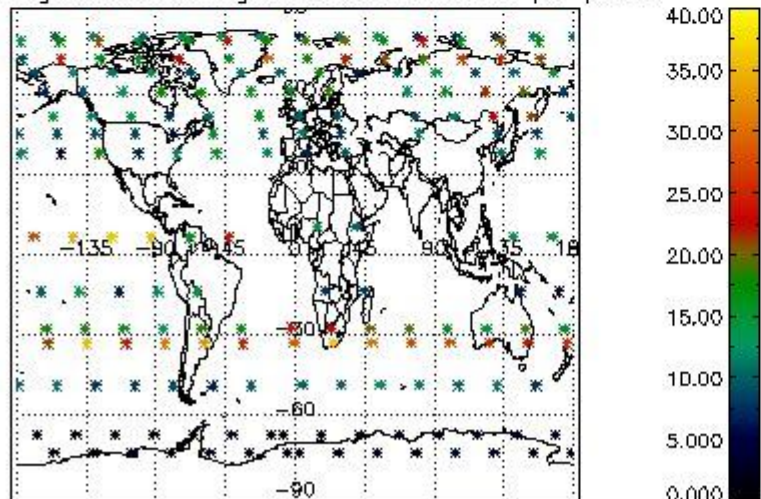
Percentage of cosmic ray hits per profile



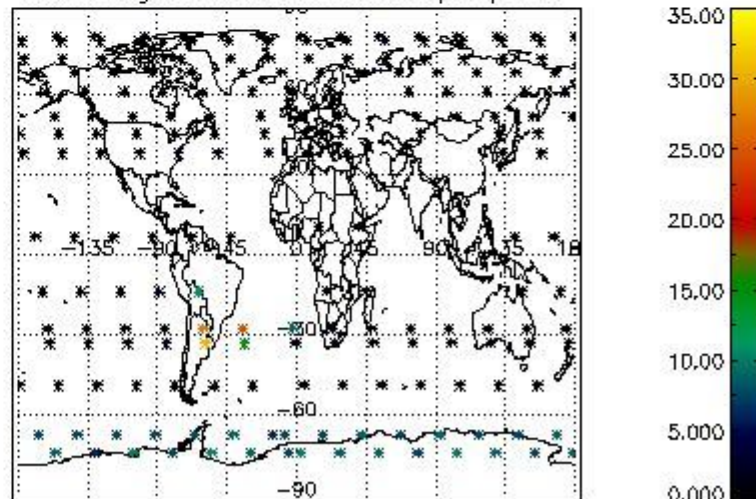
Percentage of datation errors per profile



Percentage of star falling outside central band per profile



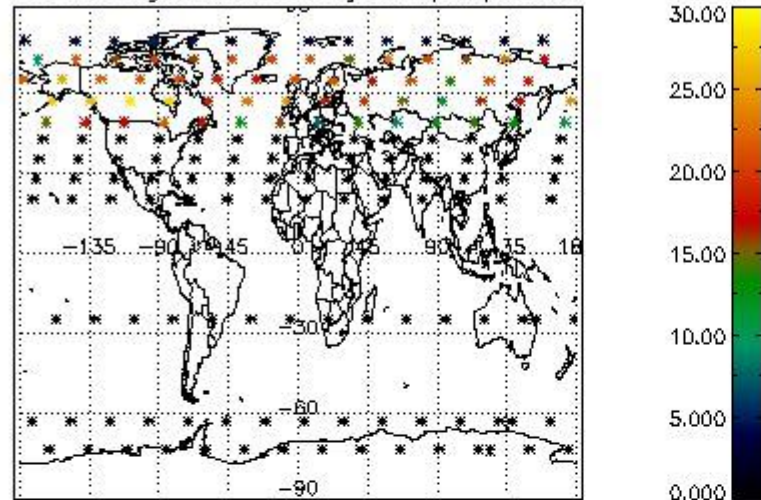
Percentage of saturation errors per profile



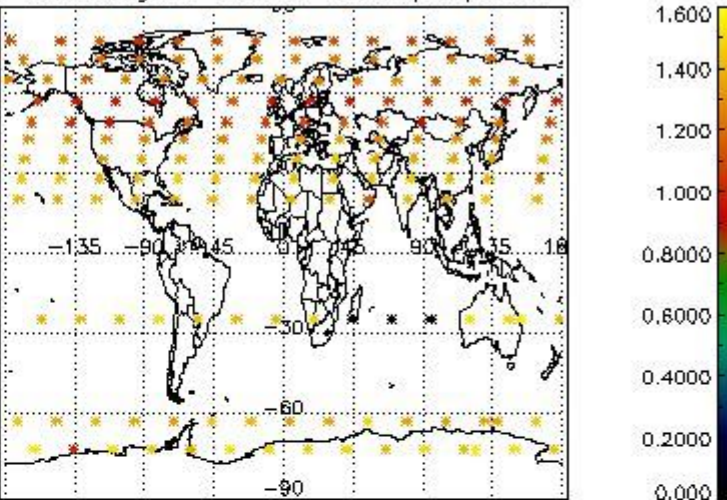
4.2.2 Plot level 1 quality information per product (world map): ENVISAT DESCENDING passes



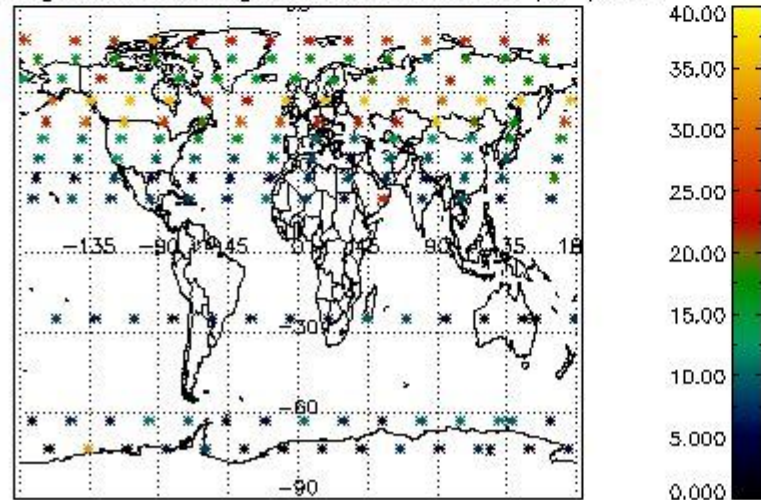
Percentage of cosmic ray hits per profile



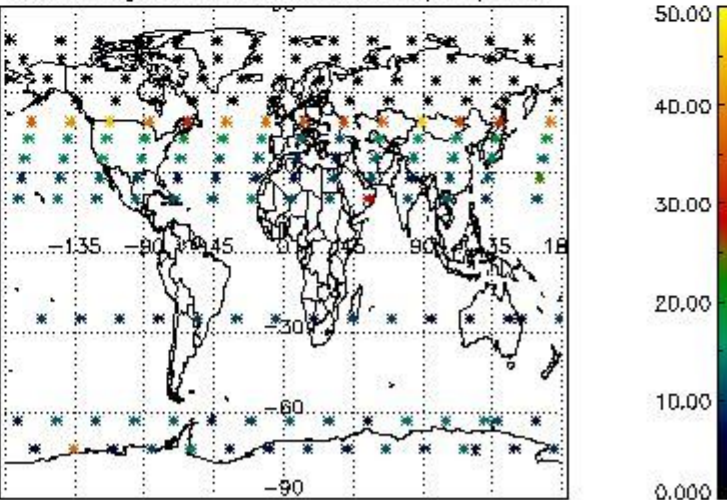
Percentage of datation errors per profile



Percentage of star falling outside central band per profile



Percentage of saturation errors per profile



## 5. Trace gas profiles

### 5.1 Ozone statistics based on quality of products

The final quality of the products can be "measured" using the STD (Standard Deviation) attached to every point profile. This information is written to the parameter GOM\_NL\_\_2P/NL\_LOCAL\_SPECIES\_DENSITY/o3\_std of the level 2 products. The table below shows the statistics for given STD ranges.

The statistics are given with respect to the overall valid production:

- Products without fatal errors: GOM\_NL\_\_2P/MPH/PRODUCT\_ERR=0
- Valid point profile: GOM\_NL\_\_2P/NL\_LOCAL\_SPECIES\_DENSITY/pcd(0)=0

The 'Criteria' is applied to valid points of dark limb products:

- Products in dark limb illumination condition: GOM\_NL\_\_2P/NL\_SUMMARY\_QUALITY/obs\_ill\_cond=0
- Products without fatal errors: GOM\_NL\_\_2P/MPH/PRODUCT\_ERR=0
- Valid point profile: GOM\_NL\_\_2P/NL\_LOCAL\_SPECIES\_DENSITY/pcd(0)=0

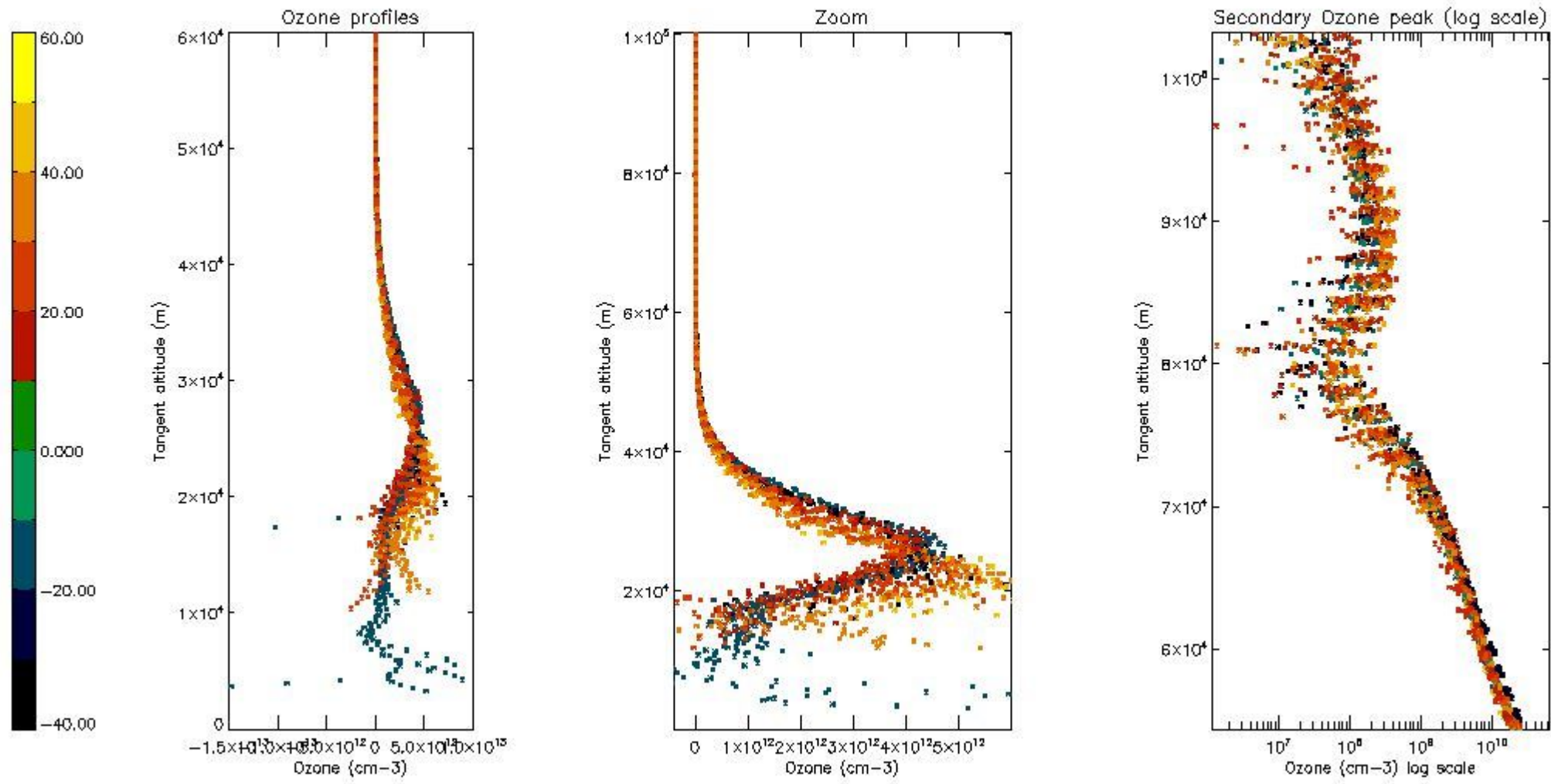
So, the table below shows the percentage of dark limb and valid observations for each criteria with respect to the overall valid daily observations.

Criteria	% of total production
All STD	21
STD < 20	13

STD < 10	11
STD < 5	8

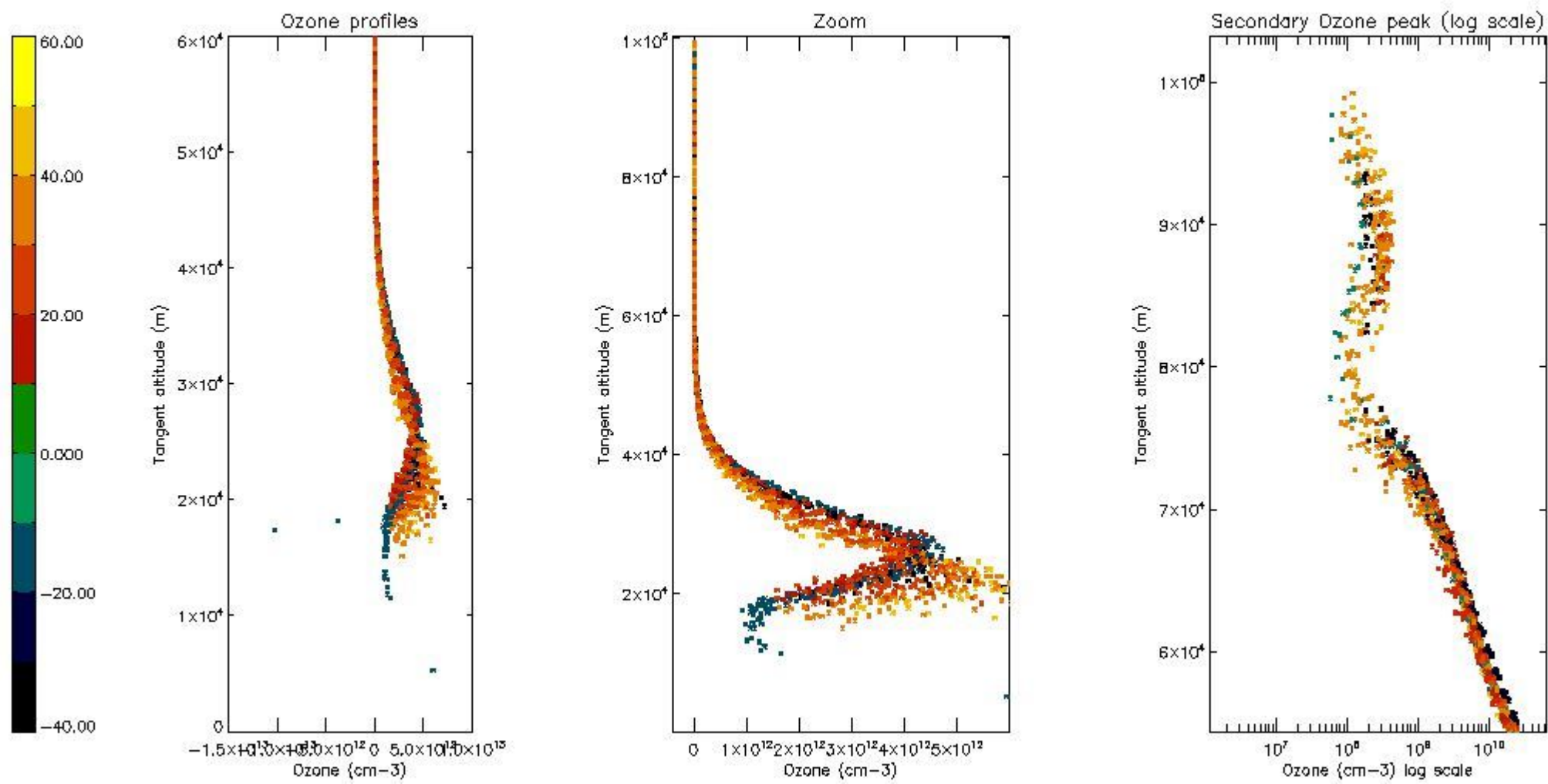
5.2 Plot ozone profiles for all STD (dark without errors)

The colorbar represents the latitude.



5.3 Plot ozone profiles where STD < 20% (dark without errors)

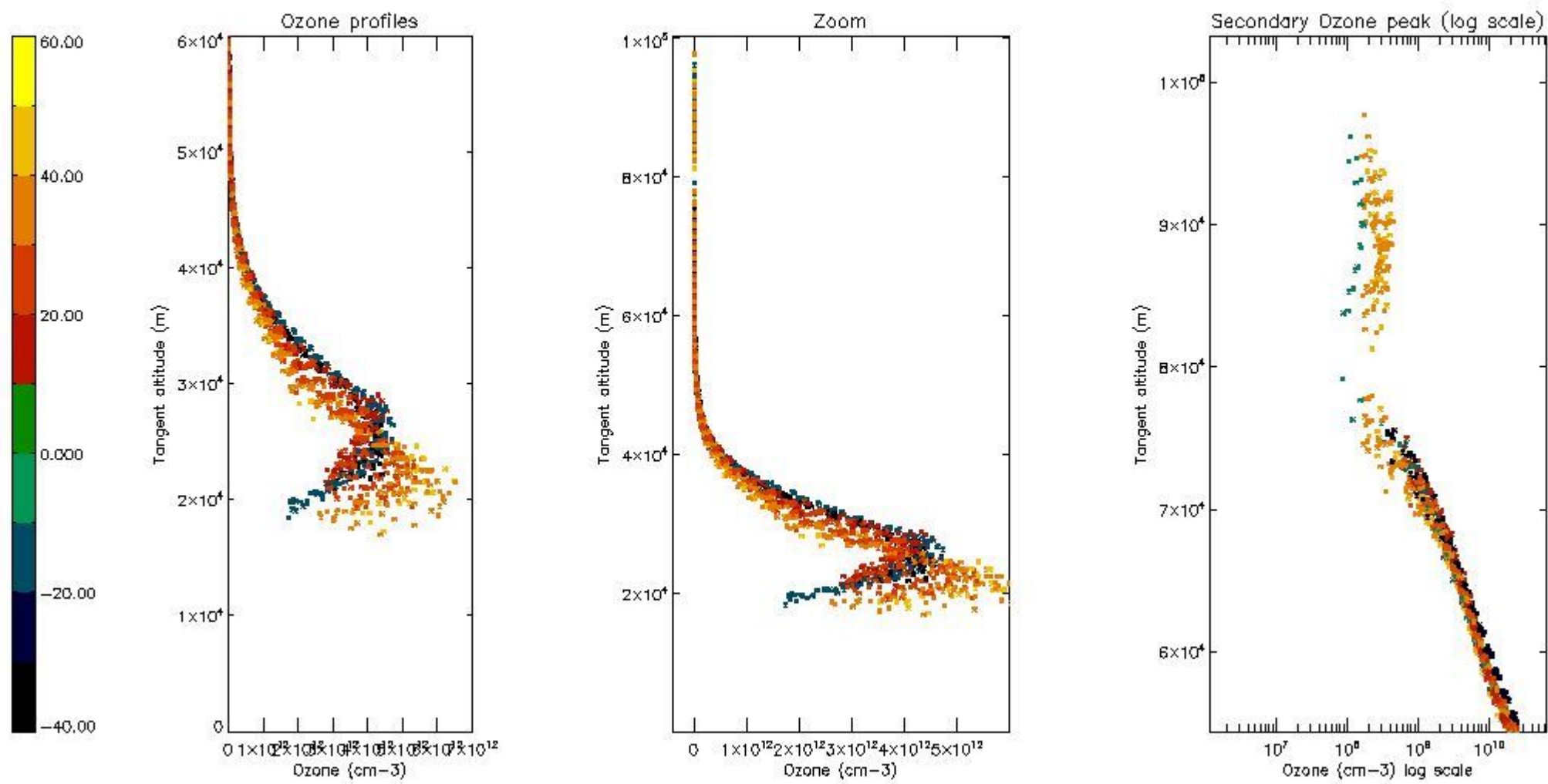
The colorbar represents the latitude.



*5.4 Plot ozone profiles where STD < 10% (dark without errors)*

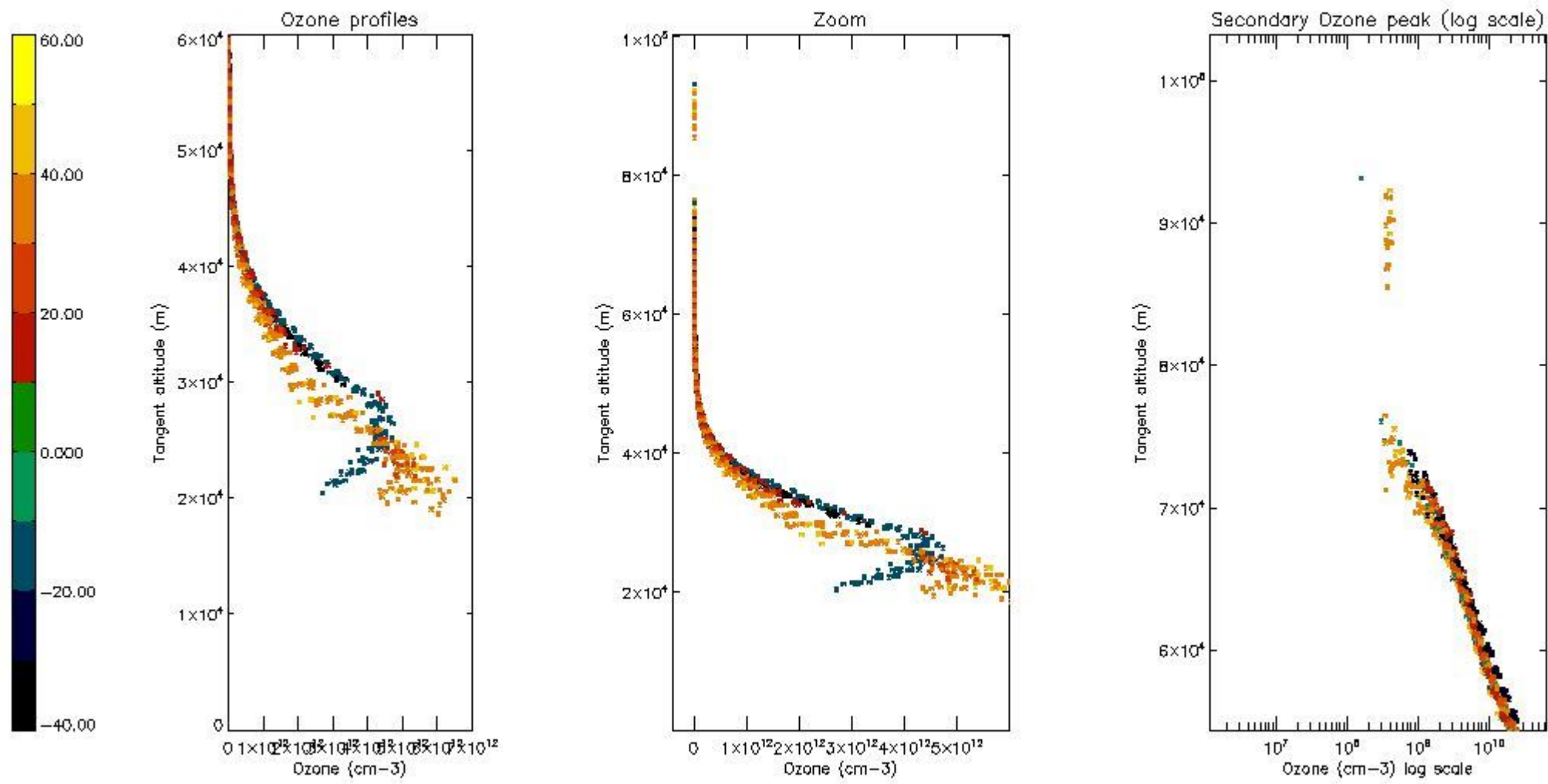
The colorbar represents the latitude.





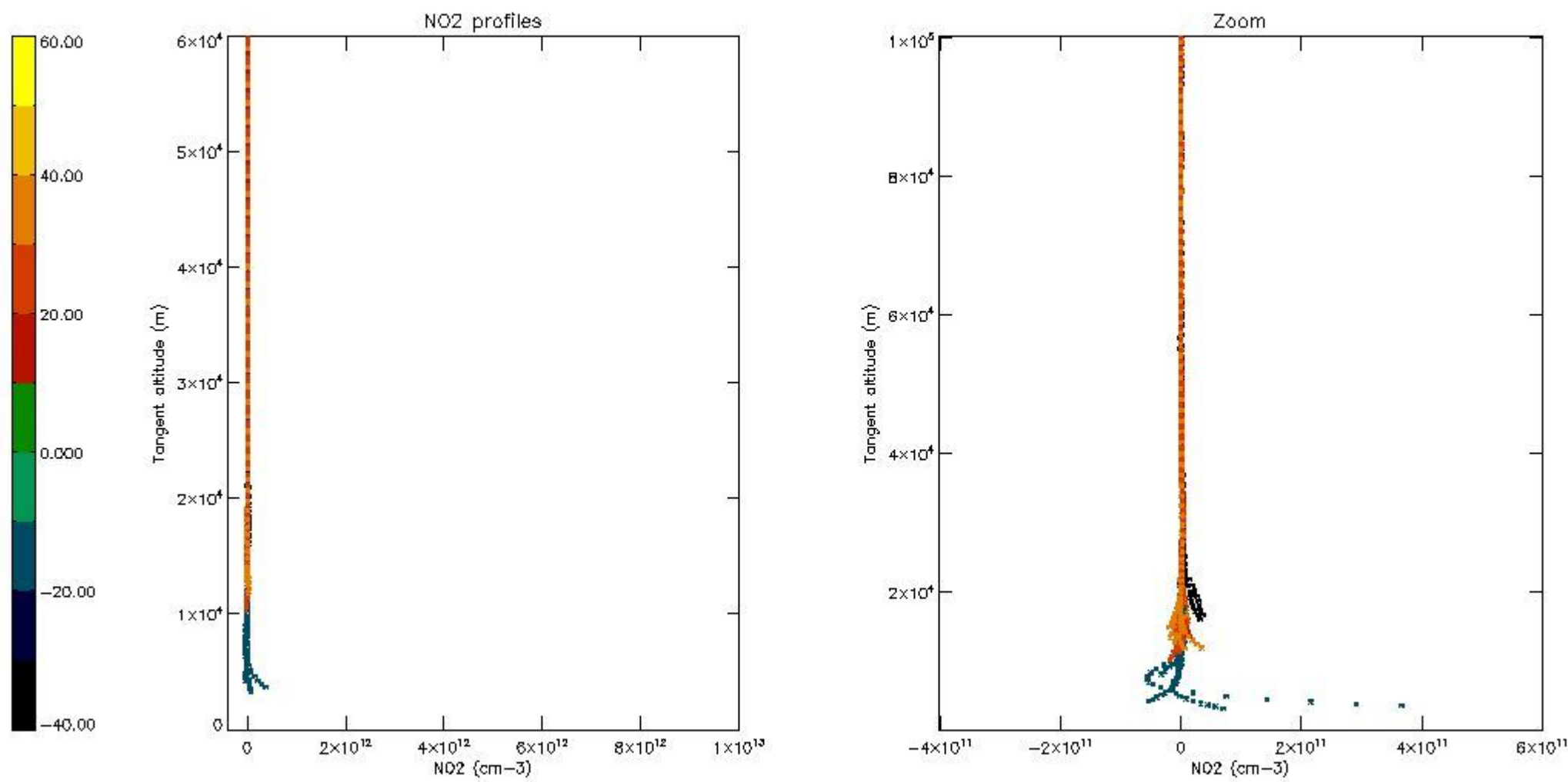
*5.5 Plot ozone profiles where STD < 5% (dark without errors)*

The colorbar represents the latitude.



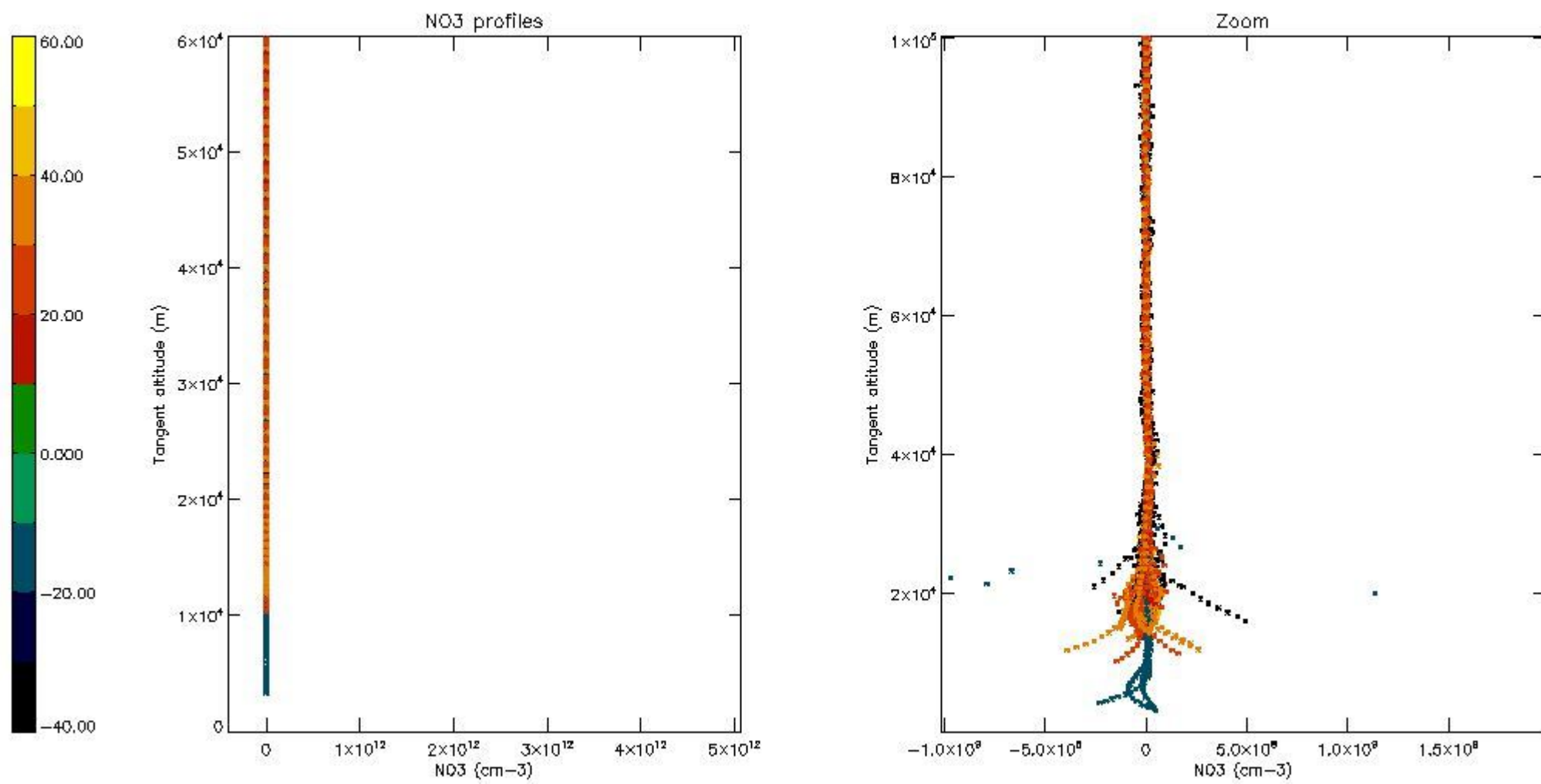
*5.6 Plot NO<sub>2</sub> profiles for all STD (dark without errors)*

The colorbar represents the latitude.



*5.7 Plot NO3 profiles for all STD (dark without errors)*

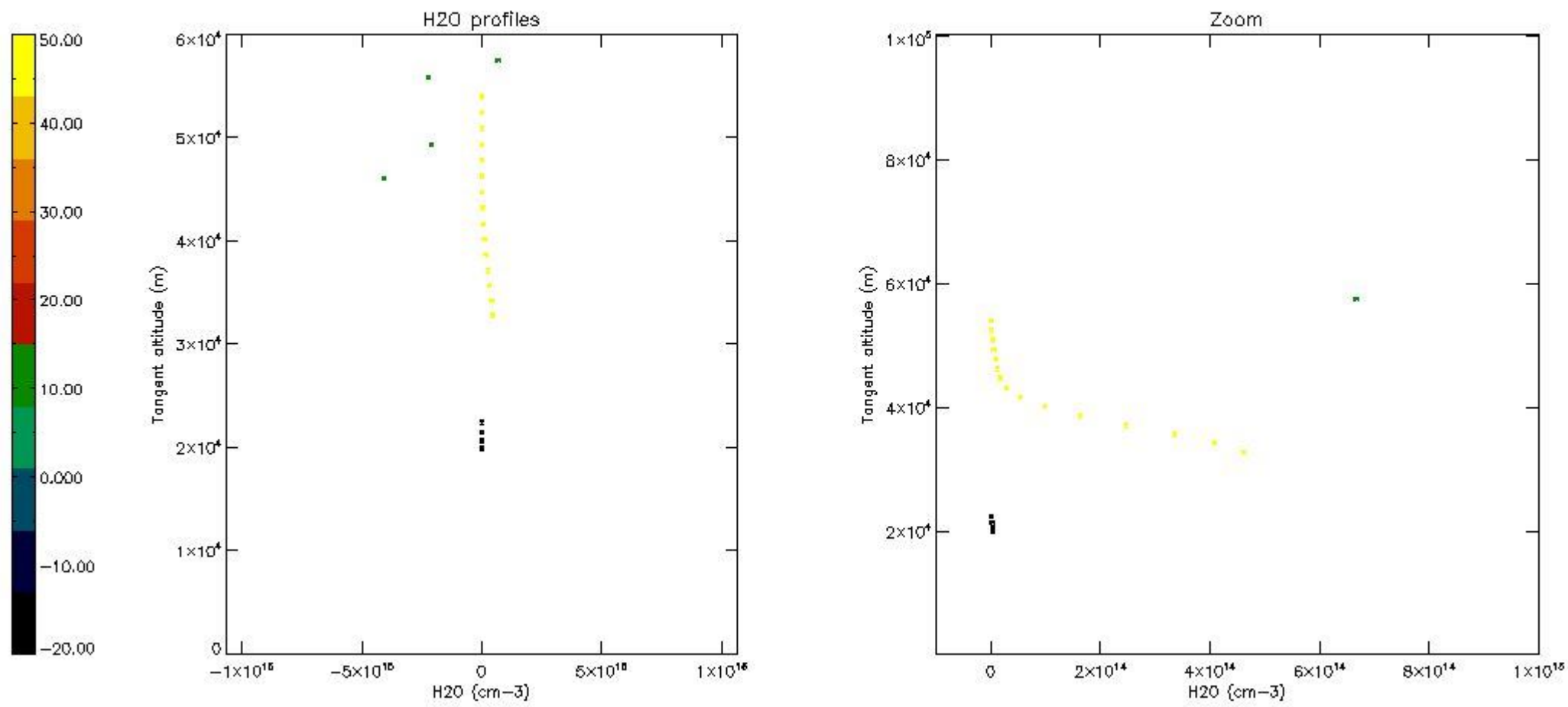
The colorbar represents the latitude.



*5.8 Plot H2O profiles for all STD (only for occultations of stars 1,2,3,4,13,14,16,26,63 dark without errors)*

The colorbar represents the latitude.





## 6. Auxiliary Data Files used for the production reported in section 2

The number reported in the third column indicates since which file (see list in section 2) the corresponding auxiliary file has been used. The fourth column is the date of those product files.

Type	Auxiliary Filename	Used since product	Used since product date
INST_PHYS_CHARACTERISTICS	GOM_INS_AXVIEC20091111_143220_20030716_120000_20500101_000000	1	20-JAN-2006 00:02:41
LEVEL-2_PROC_CONFIG	GOM_PR2_AXVIEC20091111_152718_20020301_000000_20500101_000000	1	20-JAN-2006 00:02:41
CROSS_SECTIONS_FILE	GOM_CRS_AXVIEC20091111_154832_20020301_000000_20500101_000000	1	20-JAN-2006 00:02:41

# GOMOS Level 2 Daily Report

## SUMMARY

### [1. General Info](#)

### [2. Summary of processed GOM\\_NL\\_2P products](#)

### [3. Level 2 Quality information per product](#)

#### [3.1 Plot of level 2 quality information per product \(time dependant\)](#)

#### [3.2 Plot of level 2 quality information per product \(world map\)](#)

### [4. Level 1 Quality information per product \(stored on level 2 products\)](#)

#### [4.1 Plot of level 1 quality information per product \(time dependant\)](#)

##### [4.1.1 Plot of level 1 quality information per product \(time dependant\): ASCENDING](#)

##### [4.1.2 Plot of level 1 quality information per product \(time dependant\): DESCENDING](#)

#### [4.2 Plot of level 1 quality information per product \(world map\)](#)

##### [4.2.1 Plot of level 1 quality information per product \(world map\): ASCENDING](#)

##### [4.2.2 Plot of level 1 quality information per product \(world map\): DESCENDING](#)

### [5. Ozone profiles based on quality statistics and other trace gas profiles](#)

#### [5.1 Ozone statistics based on quality of products](#)

#### [5.2 Plot ozone profiles for all STD \(dark without errors\)](#)

#### [5.3 Plot ozone profiles where STD < 20% \(dark without errors\)](#)

#### [5.4. Plot ozone profiles where STD < 10% \(dark without errors\)](#)

#### [5.5. Plot ozone profiles where STD < 5% \(dark without errors\)](#)

#### [5.6 Plot NO2 profiles for all STD \(dark without errors\)](#)

#### [5.7 Plot NO3 profiles for all STD \(dark without errors\)](#)

#### [5.8 Plot H2O profiles \(only for occultations of stars 1,2,3,4,13,14,16,26,63 dark without errors\) for all STD](#)

### [6. Auxiliary Data Files used for the production reported in section 2](#)

This report presents the daily analysis on parameters extracted from GOMOS level 2 data (GOM\_NL\_\_2P). It is intended to monitor some important parameters that will impact the quality of these products. A list of level 2 products (and content) that have arrived during the reporting day to the PCF is also given.

Item	Value
Time of report generation	22APR2013 14:40:12
Data source version	GOMOS/6.01
Start time of products	20-01-2006 (20JAN2006 00:00:00)
Stop time of products	21-01-2006 (21JAN2006 00:00:00)
Store outputs in DB	Yes
Nb of level 2 prods	367
Nb of prods with errors	0

## 2. Summary of processed GOM\_NL\_\_2P products.

Nr	Filename	UTC Start time	Limb	Duration	Star Id	Star Name	Star Mag	Star Temp	Nb Meas	Orbit	Prod. error
1	GOM_NL__2PRFIN20060120_000241_000000342044_00245_20339_7718.N1	20-JAN-2006 00:02:41	Bright	33.500	49	1Alp UMi	1.9900	6300.0	67	20339	No
2	GOM_NL__2PRFIN20060120_001337_000000372044_00245_20339_7719.N1	20-JAN-2006 00:13:37	Bright	37.000	130	23Bet Dra	2.7990	5800.0	74	20339	No
3	GOM_NL__2PRFIN20060120_001652_000000362044_00245_20339_7720.N1	20-JAN-2006 00:16:52	Bright	35.500	5	3Alp Lyr	0.033000	11000.	71	20339	No
4	GOM_NL__2PRFIN20060120_002450_000000342044_00245_20339_7721.N1	20-JAN-2006 00:24:50	Bright	33.500	59	55Alp Oph	2.0800	8900.0	67	20339	No
5	GOM_NL__2PRFIN20060120_002656_000000332044_00245_20339_7722.N1	20-JAN-2006 00:26:56	Bright	33.000	126	60Bet Oph	2.7700	4250.0	66	20339	No
6	GOM_NL__2PRFIN20060120_003220_000000392044_00245_20339_7723.N1	20-JAN-2006 00:32:20	Bright	39.000	98	13Zet Oph	2.5710	30000.	78	20339	No
7	GOM_NL__2PRFIN20060120_003649_000000472044_00245_20339_7724.N1	20-JAN-2006 00:36:49	Twilight	47.000	16	21Alp Sco	1.0200	3000.0	94	20339	No
8	GOM_NL__2PRFIN20060120_003823_000000412044_00245_20339_7725.N1	20-JAN-2006 00:38:23	Twilight	41.000	75	26Eps Sco	2.2910	4250.0	82	20339	No
9	GOM_NL__2PRFIN20060120_004758_000000452044_00246_20340_7700.N1	20-JAN-2006 00:47:58	Dark	45.000	4	Alp1Cen	-0.010000	5800.0	90	20340	No
10	GOM_NL__2PRFIN20060120_005648_000000412044_00246_20340_7701.N1	20-JAN-2006 00:56:48	Dark	40.500	29	Bet Car	1.6720	10200.	81	20340	No
11	GOM_NL__2PRFIN20060120_005851_000000422044_00246_20340_7702.N1	20-JAN-2006 00:58:51	Dark	41.500	71	lot Car	2.2460	7700.0	83	20340	No
12	GOM_NL__2PRFIN20060120_010042_000000402044_00246_20340_7703.N1	20-JAN-2006 01:00:42	Dark	39.500	46	Del Vel	1.9540	10600.	79	20340	No
13	GOM_NL__2PRFIN20060120_010322_000000432044_00246_20340_7704.N1	20-JAN-2006 01:03:22	Dark	42.500	34	Gam2Vel	1.7930	23000.	85	20340	No
14	GOM_NL__2PRFIN20060120_010529_000000392044_00246_20340_7705.N1	20-JAN-2006 01:05:29	Dark	39.000	70	Zet Pup	2.2460	39000.	78	20340	No
15	GOM_NL__2PRFIN20060120_010704_000000442044_00246_20340_7706.N1	20-JAN-2006 01:07:04	Straylight	44.000	117	Pi Pup	2.7060	3800.0	88	20340	No
16	GOM_NL__2PRFIN20060120_010934_000000402044_00246_20340_7707.N1	20-JAN-2006 01:09:34	Straylight	39.500	23	21Eps CMa	1.5020	26000.	79	20340	No
17	GOM_NL__2PRFIN20060120_011058_000000392044_00246_20340_7708.N1	20-JAN-2006 01:10:58	Straylight	38.500	179	24Omi2CMa	3.0320	24000.	77	20340	No
18	GOM_NL__2PRFIN20060120_011309_000000462044_00246_20340_7709.N1	20-JAN-2006 01:13:09	Straylight	46.000	1	9Alp CMa	-1.4400	11000.	92	20340	No
19	GOM_NL__2PRFIN20060120_011541_000000412044_00246_20340_7710.N1	20-JAN-2006 01:15:41	Straylight	40.500	56	53Kap Ori	2.0650	30000.	81	20340	No
20	GOM_NL__2PRFIN20060120_011809_000000422044_00246_20340_7711.N1	20-JAN-2006 01:18:09	Twilight	41.500	30	46Eps Ori	1.6940	30000.	83	20340	No
21	GOM_NL__2PRFIN20060120_012019_000000522044_00246_20340_7712.N1	20-JAN-2006 01:20:19	Twilight	52.000	14	58Alp Ori	0.87000	3000.0	104	20340	No
22	GOM_NL__2PRFIN20060120_012237_000000422044_00246_20340_7713.N1	20-JAN-2006 01:22:37	Bright	42.000	44	24Gam Gem	1.9280	11000.	84	20340	No
23	GOM_NL__2PRFIN20060120_012422_000000402044_00246_20340_7714.N1	20-JAN-2006 01:24:22	Bright	40.000	151	13Mu Gem	2.8900	3000.0	80	20340	No
24	GOM_NL__2PRFIN20060120_012627_000000372044_00246_20340_7715.N1	20-JAN-2006 01:26:27	Bright	37.000	28	12Bet Tau	1.6500	15200.	74	20340	No
25	GOM_NL__2PRFIN20060120_012833_000000362044_00246_20340_7716.N1	20-JAN-2006 01:28:33	Bright	35.500	107	37The Aur	2.6490	11000.	71	20340	No
26	GOM_NL__2PRFIN20060120_013043_000000352044_00246_20340_7717.N1	20-JAN-2006 01:30:43	Bright	34.500	42	34Bet Aur	1.9000	10200.	69	20340	No
27	GOM_NL__2PRFIN20060120_014317_000000332044_00246_20340_7718.N1	20-JAN-2006 01:43:17	Bright	33.000	49	1Alp UMi	1.9900	6300.0	66	20340	No
28	GOM_NL__2PRFIN20060120_015413_000000382044_00246_20340_7719.N1	20-JAN-2006 01:54:13	Bright	37.500	130	23Bet Dra	2.7990	5800.0	75	20340	No
29	GOM_NL__2PRFIN20060120_015728_000000342044_00246_20340_7720.N1	20-JAN-2006 01:57:28	Bright	33.500	5	3Alp Lyr	0.033000	11000.	67	20340	No
30	GOM_NL__2PRFIN20060120_020526_000000342044_00246_20340_7721.N1	20-JAN-2006 02:05:26	Bright	34.000	59	55Alp Oph	2.0800	8900.0	68	20340	No
31	GOM_NL__2PRFIN20060120_020732_000000342044_00246_20340_7722.N1	20-JAN-2006 02:07:32	Bright	33.500	126	60Bet Oph	2.7700	4250.0	67	20340	No
32	GOM_NL__2PRFIN20060120_021257_000000382044_00246_20340_7723.N1	20-JAN-2006 02:12:57	Bright	38.000	98	13Zet Oph	2.5710	30000.	76	20340	No
33	GOM_NL__2PRFIN20060120_021726_000000532044_00246_20340_7724.N1	20-JAN-2006 02:17:26	Twilight	52.500	16	21Alp Sco	1.0200	3000.0	105	20340	No
34	GOM_NL__2PRFIN20060120_021900_000000412044_00246_20340_7725.N1	20-JAN-2006 02:19:00	Twilight	41.000	75	26Eps Sco	2.2910	4250.0	82	20340	No
35	GOM_NL__2PRFIN20060120_022251_000000422044_00246_20340_7726.N1	20-JAN-2006 02:22:51	Dark	41.500	131	Gam Lup	2.8000	26000.	83	20340	No
36	GOM_NL__2PRFIN20060120_022834_000000422044_00247_20341_7700.N1	20-JAN-2006 02:28:34	Dark	41.500	4	Alp1Cen	-0.010000	5800.0	83	20341	No
37	GOM_NL__2PRFIN20060120_023724_000000382044_00247_20341_7701.N1	20-JAN-2006 02:37:24	Dark	38.000	29	Bet Car	1.6720	10200.	76	20341	No
38	GOM_NL__2PRFIN20060120_023928_000000382044_00247_20341_7702.N1	20-JAN-2006 02:39:28	Dark	37.500	71	lot Car	2.2460	7700.0	75	20341	No
39	GOM_NL__2PRFIN20060120_024118_000000392044_00247_20341_7703.N1	20-JAN-2006 02:41:18	Dark	38.500	46	Del Vel	1.9540	10600.	77	20341	No
40	GOM_NL__2PRFIN20060120_024358_000000432044_00247_20341_7704.N1	20-JAN-2006 02:43:58	Dark	42.500	34	Gam2Vel	1.7930	23000.	85	20341	No
41	GOM_NL__2PRFIN20060120_024605_000000412044_00247_20341_7705.N1	20-JAN-2006 02:46:05	Dark	40.500	70	Zet Pup	2.2460	39000.	81	20341	No
42	GOM_NL__2PRFIN20060120_024740_000000422044_00247_20341_7706.N1	20-JAN-2006 02:47:40	Straylight	41.500	117	Pi Pup	2.7060	3800.0	83	20341	No

43	GOM_NL__2PRFIN20060120_025010_000000442044_00247_20341_7707.N1	20-JAN-2006 02:50:10	Straylight	43.500	23	21Eps CMa	1.5020	26000.	87	20341	No
44	GOM_NL__2PRFIN20060120_025134_000000382044_00247_20341_7708.N1	20-JAN-2006 02:51:34	Straylight	37.500	179	24Omi2CMa	3.0320	24000.	75	20341	No
45	GOM_NL__2PRFIN20060120_025345_000000442044_00247_20341_7709.N1	20-JAN-2006 02:53:45	Straylight	44.000	1	9Alp CMa	-1.4400	11000.	88	20341	No
46	GOM_NL__2PRFIN20060120_025617_000000412044_00247_20341_7710.N1	20-JAN-2006 02:56:17	Straylight	41.000	56	53Kap Ori	2.0650	30000.	82	20341	No
47	GOM_NL__2PRFIN20060120_025846_000000412044_00247_20341_7711.N1	20-JAN-2006 02:58:46	Tw_i_and_stray	40.500	30	46Eps Ori	1.6940	30000.	81	20341	No
48	GOM_NL__2PRFIN20060120_030055_000000522044_00247_20341_7712.N1	20-JAN-2006 03:00:55	Tw_i_and_stray	52.000	14	58Alp Ori	0.87000	3000.0	104	20341	No
49	GOM_NL__2PRFIN20060120_030313_000000432044_00247_20341_7713.N1	20-JAN-2006 03:03:13	Bright	43.000	44	24Gam Gem	1.9280	11000.	86	20341	No
50	GOM_NL__2PRFIN20060120_030458_000000392044_00247_20341_7714.N1	20-JAN-2006 03:04:58	Bright	38.500	151	13Mu Gem	2.8900	3000.0	77	20341	No
51	GOM_NL__2PRFIN20060120_030704_000000372044_00247_20341_7715.N1	20-JAN-2006 03:07:04	Bright	37.000	28	12Bet Tau	1.6500	15200.	74	20341	No
52	GOM_NL__2PRFIN20060120_030909_000000362044_00247_20341_7716.N1	20-JAN-2006 03:09:09	Bright	35.500	107	37The Aur	2.6490	11000.	71	20341	No
53	GOM_NL__2PRFIN20060120_031119_000000362044_00247_20341_7717.N1	20-JAN-2006 03:11:19	Bright	36.000	42	34Bet Aur	1.9000	10200.	72	20341	No
54	GOM_NL__2PRFIN20060120_032353_000000342044_00247_20341_7718.N1	20-JAN-2006 03:23:53	Bright	34.000	49	1Alp UMi	1.9900	6300.0	68	20341	No
55	GOM_NL__2PRFIN20060120_033449_000000372044_00247_20341_7719.N1	20-JAN-2006 03:34:49	Bright	37.000	130	23Bet Dra	2.7990	5800.0	74	20341	No
56	GOM_NL__2PRFIN20060120_033804_000000362044_00247_20341_7720.N1	20-JAN-2006 03:38:04	Bright	35.500	5	3Alp Lyr	0.033000	11000.	71	20341	No
57	GOM_NL__2PRFIN20060120_034602_000000352044_00247_20341_7721.N1	20-JAN-2006 03:46:02	Bright	34.500	59	55Alp Oph	2.0800	8900.0	69	20341	No
58	GOM_NL__2PRFIN20060120_034809_000000342044_00247_20341_7722.N1	20-JAN-2006 03:48:09	Bright	33.500	126	60Bet Oph	2.7700	4250.0	67	20341	No
59	GOM_NL__2PRFIN20060120_035333_000000392044_00247_20341_7723.N1	20-JAN-2006 03:53:33	Bright	39.000	98	13Zet Oph	2.5710	30000.	78	20341	No
60	GOM_NL__2PRFIN20060120_035802_000000512044_00247_20341_7724.N1	20-JAN-2006 03:58:02	Twilight	50.500	16	21Alp Sco	1.0200	3000.0	101	20341	No
61	GOM_NL__2PRFIN20060120_035936_000000392044_00247_20341_7725.N1	20-JAN-2006 03:59:36	Twilight	39.000	75	26Eps Sco	2.2910	4250.0	78	20341	No
62	GOM_NL__2PRFIN20060120_040327_000000412044_00247_20341_7726.N1	20-JAN-2006 04:03:27	Dark	41.000	131	Gam Lup	2.8000	26000.	82	20341	No
63	GOM_NL__2PRFIN20060120_040911_000000532044_00248_20342_7700.N1	20-JAN-2006 04:09:11	Dark	53.000	4	Alp1Cen	-0.010000	5800.0	106	20342	No
64	GOM_NL__2PRFIN20060120_041800_000000372044_00248_20342_7701.N1	20-JAN-2006 04:18:00	Dark	36.500	29	Bet Car	1.6720	10200.	73	20342	No
65	GOM_NL__2PRFIN20060120_042004_000000392044_00248_20342_7702.N1	20-JAN-2006 04:20:04	Dark	39.000	71	lot Car	2.2460	7700.0	78	20342	No
66	GOM_NL__2PRFIN20060120_042155_000000412044_00248_20342_7703.N1	20-JAN-2006 04:21:55	Dark	41.000	46	Del Vel	1.9540	10600.	82	20342	No
67	GOM_NL__2PRFIN20060120_042434_000000412044_00248_20342_7704.N1	20-JAN-2006 04:24:34	Dark	41.000	34	Gam2Vel	1.7930	23000.	82	20342	No
68	GOM_NL__2PRFIN20060120_042642_000000412044_00248_20342_7705.N1	20-JAN-2006 04:26:42	Dark	40.500	70	Zet Pup	2.2460	39000.	81	20342	No
69	GOM_NL__2PRFIN20060120_042816_000000422044_00248_20342_7706.N1	20-JAN-2006 04:28:16	Straylight	41.500	117	Pi Pup	2.7060	3800.0	83	20342	No
70	GOM_NL__2PRFIN20060120_043046_000000412044_00248_20342_7707.N1	20-JAN-2006 04:30:46	Straylight	41.000	23	21Eps CMa	1.5020	26000.	82	20342	No
71	GOM_NL__2PRFIN20060120_043210_000000382044_00248_20342_7708.N1	20-JAN-2006 04:32:10	Straylight	38.000	179	24Omi2CMa	3.0320	24000.	76	20342	No
72	GOM_NL__2PRFIN20060120_043421_000000452044_00248_20342_7709.N1	20-JAN-2006 04:34:21	Straylight	45.000	1	9Alp CMa	-1.4400	11000.	90	20342	No
73	GOM_NL__2PRFIN20060120_043653_000000412044_00248_20342_7710.N1	20-JAN-2006 04:36:53	Straylight	41.000	56	53Kap Ori	2.0650	30000.	82	20342	No
74	GOM_NL__2PRFIN20060120_043922_000000442044_00248_20342_7711.N1	20-JAN-2006 04:39:22	Tw_i_and_stray	43.500	30	46Eps Ori	1.6940	30000.	87	20342	No
75	GOM_NL__2PRFIN20060120_044131_000000482044_00248_20342_7712.N1	20-JAN-2006 04:41:31	Tw_i_and_stray	47.500	14	58Alp Ori	0.87000	3000.0	95	20342	No
76	GOM_NL__2PRFIN20060120_044349_000000532044_00248_20342_7713.N1	20-JAN-2006 04:43:49	Bright	53.000	44	24Gam Gem	1.9280	11000.	106	20342	No
77	GOM_NL__2PRFIN20060120_044534_000000392044_00248_20342_7714.N1	20-JAN-2006 04:45:34	Bright	39.000	151	13Mu Gem	2.8900	3000.0	78	20342	No
78	GOM_NL__2PRFIN20060120_044740_000000372044_00248_20342_7715.N1	20-JAN-2006 04:47:40	Bright	37.000	28	12Bet Tau	1.6500	15200.	74	20342	No
79	GOM_NL__2PRFIN20060120_044945_000000342044_00248_20342_7716.N1	20-JAN-2006 04:49:45	Bright	34.000	107	37The Aur	2.6490	11000.	68	20342	No
80	GOM_NL__2PRFIN20060120_045155_000000362044_00248_20342_7717.N1	20-JAN-2006 04:51:55	Bright	35.500	42	34Bet Aur	1.9000	10200.	71	20342	No
81	GOM_NL__2PRFIN20060120_050429_000000362044_00248_20342_7718.N1	20-JAN-2006 05:04:29	Bright	35.500	49	1Alp UMi	1.9900	6300.0	71	20342	No
82	GOM_NL__2PRFIN20060120_051525_000000342044_00248_20342_7719.N1	20-JAN-2006 05:15:25	Bright	33.500	130	23Bet Dra	2.7990	5800.0	67	20342	No
83	GOM_NL__2PRFIN20060120_051840_000000342044_00248_20342_7720.N1	20-JAN-2006 05:18:40	Bright	33.500	5	3Alp Lyr	0.033000	11000.	67	20342	No
84	GOM_NL__2PRFIN20060120_052638_000000342044_00248_20342_7721.N1	20-JAN-2006 05:26:38	Bright	33.500	59	55Alp Oph	2.0800	8900.0	67	20342	No
85	GOM_NL__2PRFIN20060120_052845_000000342044_00248_20342_7722.N1	20-JAN-2006 05:28:45	Bright	33.500	126	60Bet Oph	2.7700	4250.0	67	20342	No
86	GOM_NL__2PRFIN20060120_053410_000000382044_00248_20342_7723.N1	20-JAN-2006 05:34:10	Bright	38.000	98	13Zet Oph	2.5710	30000.	76	20342	No
87	GOM_NL__2PRFIN20060120_053839_000000462044_00248_20342_7724.N1	20-JAN-2006 05:38:39	Twilight	46.000	16	21Alp Sco	1.0200	3000.0	92	20342	No
88	GOM_NL__2PRFIN20060120_054012_000000402044_00248_20342_7725.N1	20-JAN-2006 05:40:12	Twilight	40.000	75	26Eps Sco	2.2910	4250.0	80	20342	No
89	GOM_NL__2PRFIN20060120_054404_000000392044_00248_20342_7726.N1	20-JAN-2006 05:44:04	Dark	38.500	131	Gam Lup	2.8000	26000.	77	20342	No
90	GOM_NL__2PRFIN20060120_054947_000000542044_00249_20343_7700.N1	20-JAN-2006 05:49:47	Dark	54.000	4	Alp1Cen	-0.010000	5800.0	108	20343	No
91	GOM_NL__2PRFIN20060120_055837_000000422044_00249_20343_7701.N1	20-JAN-2006 05:58:37	Dark	41.500	29	Bet Car	1.6720	10200.	83	20343	No
92	GOM_NL__2PRFIN20060120_060041_000000392044_00249_20343_7702.N1	20-JAN-2006 06:00:41	Dark	38.500	71	lot Car	2.2460	7700.0	77	20343	No
93	GOM_NL__2PRFIN20060120_060231_000000392044_00249_20343_7703.N1	20-JAN-2006 06:02:31	Dark	39.000	46	Del Vel	1.9540	10600.	78	20343	No
94	GOM_NL__2PRFIN20060120_060511_000000392044_00249_20343_7704.N1	20-JAN-2006 06:05:11	Dark	38.500	34	Gam2Vel	1.7930	23000.	77	20343	No
95	GOM_NL__2PRFIN20060120_060718_000000412044_00249_20343_7705.N1	20-JAN-2006 06:07:18	Dark	40.500	70	Zet Pup	2.2460	39000.	81	20343	No
96	GOM_NL__2PRFIN20060120_060852_000000462044_00249_20343_7706.N1	20-JAN-2006 06:08:52	Straylight	45.500	117	Pi Pup	2.7060	3800.0	91	20343	No
97	GOM_NL__2PRFIN20060120_061123_000000402044_00249_20343_7707.N1	20-JAN-2006 06:11:23	Straylight	39.500	23	21Eps CMa	1.5020	26000.	79	20343	No
98	GOM_NL__2PRFIN20060120_061246_000000392044_00249_20343_7708.N1	20-JAN-2006 06:12:46	Straylight	39.000	179	24Omi2CMa	3.0320	24000.	78	20343	No
99	GOM_NL__2PRFIN20060120_061457_000000462044_00249_20343_7709.N1	20-JAN-2006 06:14:57	Straylight	45.500	1	9Alp CMa	-1.4400	11000.	91	20343	No
100	GOM_NL__2PRFIN20060120_061729_000000372044_00249_20343_7710.N1	20-JAN-2006 06:17:29	Straylight	36.500	56	53Kap Ori	2.0650	30000.	73	20343	No
101	GOM_NL__2PRFIN20060120_061958_000000392044_00249_20343_7711.N1	20-JAN-2006 06:19:58	Tw_i_and_stray	39.000	30	46Eps Ori	1.6940	30000.	78	20343	No



102	GOM_NL__2PRFIN20060120_062207_000000482044_00249_20343_7712.N1	20-JAN-2006 06:22:07	Twilight	47.500	14	58Alp Ori	0.87000	3000.0	95	20343	No
103	GOM_NL__2PRFIN20060120_062425_000000452044_00249_20343_7713.N1	20-JAN-2006 06:24:25	Bright	44.500	44	24Gam Gem	1.9280	11000.	89	20343	No
104	GOM_NL__2PRFIN20060120_062610_000000392044_00249_20343_7714.N1	20-JAN-2006 06:26:10	Bright	39.000	151	13Mu Gem	2.8900	3000.0	78	20343	No
105	GOM_NL__2PRFIN20060120_062816_000000372044_00249_20343_7715.N1	20-JAN-2006 06:28:16	Bright	36.500	28	12Bet Tau	1.6500	15200.	73	20343	No
106	GOM_NL__2PRFIN20060120_063021_000000352044_00249_20343_7716.N1	20-JAN-2006 06:30:21	Bright	35.000	107	37The Aur	2.6490	11000.	70	20343	No
107	GOM_NL__2PRFIN20060120_063231_000000442044_00249_20343_7717.N1	20-JAN-2006 06:32:31	Bright	44.000	42	34Bet Aur	1.9000	10200.	88	20343	No
108	GOM_NL__2PRFIN20060120_064505_000000362044_00249_20343_7718.N1	20-JAN-2006 06:45:05	Bright	35.500	49	1Alp UMi	1.9900	6300.0	71	20343	No
109	GOM_NL__2PRFIN20060120_065601_000000372044_00249_20343_7719.N1	20-JAN-2006 06:56:01	Bright	36.500	130	23Bet Dra	2.7990	5800.0	73	20343	No
110	GOM_NL__2PRFIN20060120_065916_000000342044_00249_20343_7720.N1	20-JAN-2006 06:59:16	Bright	34.000	5	3Alp Lyr	0.033000	11000.	68	20343	No
111	GOM_NL__2PRFIN20060120_070714_000000352044_00249_20343_7721.N1	20-JAN-2006 07:07:14	Bright	34.500	59	55Alp Oph	2.0800	8900.0	69	20343	No
112	GOM_NL__2PRFIN20060120_070921_000000342044_00249_20343_7722.N1	20-JAN-2006 07:09:21	Bright	33.500	126	60Bet Oph	2.7700	4250.0	67	20343	No
113	GOM_NL__2PRFIN20060120_071446_000000382044_00249_20343_7723.N1	20-JAN-2006 07:14:46	Bright	38.000	98	13Zet Oph	2.5710	30000.	76	20343	No
114	GOM_NL__2PRFIN20060120_071915_000000542044_00249_20343_7724.N1	20-JAN-2006 07:19:15	Twilight	54.000	16	21Alp Sco	1.0200	3000.0	108	20343	No
115	GOM_NL__2PRFIN20060120_072049_000000422044_00249_20343_7725.N1	20-JAN-2006 07:20:49	Twilight	41.500	75	26Eps Sco	2.2910	4250.0	83	20343	No
116	GOM_NL__2PRFIN20060120_072441_000000422044_00249_20343_7726.N1	20-JAN-2006 07:24:41	Dark	42.000	131	Gam Lup	2.8000	26000.	84	20343	No
117	GOM_NL__2PRFIN20060120_073024_000000532044_00250_20344_7720.N1	20-JAN-2006 07:30:24	Dark	52.500	4	Alp1Cen	-0.010000	5800.0	105	20344	No
118	GOM_NL__2PRFIN20060120_073913_000000362044_00250_20344_7721.N1	20-JAN-2006 07:39:13	Dark	36.000	29	Bet Car	1.6720	10200.	72	20344	No
119	GOM_NL__2PRFIN20060120_074117_000000382044_00250_20344_7722.N1	20-JAN-2006 07:41:17	Dark	38.000	71	lot Car	2.2460	7700.0	76	20344	No
120	GOM_NL__2PRFIN20060120_074307_000000412044_00250_20344_7723.N1	20-JAN-2006 07:43:07	Dark	41.000	46	Del Vel	1.9540	10600.	82	20344	No
121	GOM_NL__2PRFIN20060120_074547_000000382044_00250_20344_7724.N1	20-JAN-2006 07:45:47	Dark	37.500	34	Gam2Vel	1.7930	23000.	75	20344	No
122	GOM_NL__2PRFIN20060120_074754_000000402044_00250_20344_7725.N1	20-JAN-2006 07:47:54	Dark	39.500	70	Zet Pup	2.2460	39000.	79	20344	No
123	GOM_NL__2PRFIN20060120_074928_000000382044_00250_20344_7726.N1	20-JAN-2006 07:49:28	Straylight	38.000	117	Pi Pup	2.7060	3800.0	76	20344	No
124	GOM_NL__2PRFIN20060120_075159_000000412044_00250_20344_7727.N1	20-JAN-2006 07:51:59	Straylight	41.000	23	21Eps CMa	1.5020	26000.	82	20344	No
125	GOM_NL__2PRFIN20060120_075323_000000372044_00250_20344_7728.N1	20-JAN-2006 07:53:23	Straylight	36.500	179	24Omi2CMa	3.0320	24000.	73	20344	No
126	GOM_NL__2PRFIN20060120_075534_000000482044_00250_20344_7729.N1	20-JAN-2006 07:55:34	Straylight	47.500	1	9Alp CMa	-1.4400	11000.	95	20344	No
127	GOM_NL__2PRFIN20060120_075805_000000412044_00250_20344_7730.N1	20-JAN-2006 07:58:05	Straylight	40.500	56	53Kap Ori	2.0650	30000.	81	20344	No
128	GOM_NL__2PRFIN20060120_080034_000000422044_00250_20344_7731.N1	20-JAN-2006 08:00:34	Twilight	41.500	30	46Eps Ori	1.6940	30000.	83	20344	No
129	GOM_NL__2PRFIN20060120_080243_000000522044_00250_20344_7732.N1	20-JAN-2006 08:02:43	Twilight	52.000	14	58Alp Ori	0.87000	3000.0	104	20344	No
130	GOM_NL__2PRFIN20060120_080501_000000442044_00250_20344_7733.N1	20-JAN-2006 08:05:01	Bright	43.500	44	24Gam Gem	1.9280	11000.	87	20344	No
131	GOM_NL__2PRFIN20060120_080646_000000372044_00250_20344_7734.N1	20-JAN-2006 08:06:46	Bright	37.000	151	13Mu Gem	2.8900	3000.0	74	20344	No
132	GOM_NL__2PRFIN20060120_080852_000000352044_00250_20344_7735.N1	20-JAN-2006 08:08:52	Bright	34.500	28	12Bet Tau	1.6500	15200.	69	20344	No
133	GOM_NL__2PRFIN20060120_081057_000000352044_00250_20344_7736.N1	20-JAN-2006 08:10:57	Bright	35.000	107	37The Aur	2.6490	11000.	70	20344	No
134	GOM_NL__2PRFIN20060120_081307_000000362044_00250_20344_7737.N1	20-JAN-2006 08:13:07	Bright	35.500	42	34Bet Aur	1.9000	10200.	71	20344	No
135	GOM_NL__2PRFIN20060120_082541_000000342044_00250_20344_7738.N1	20-JAN-2006 08:25:41	Bright	34.000	49	1Alp UMi	1.9900	6300.0	68	20344	No
136	GOM_NL__2PRFIN20060120_083637_000000382044_00250_20344_7739.N1	20-JAN-2006 08:36:37	Bright	37.500	130	23Bet Dra	2.7990	5800.0	75	20344	No
137	GOM_NL__2PRFIN20060120_083952_000000342044_00250_20344_7740.N1	20-JAN-2006 08:39:52	Bright	33.500	5	3Alp Lyr	0.033000	11000.	67	20344	No
138	GOM_NL__2PRFIN20060120_084751_000000342044_00250_20344_7741.N1	20-JAN-2006 08:47:51	Bright	33.500	59	55Alp Oph	2.0800	8900.0	67	20344	No
139	GOM_NL__2PRFIN20060120_084957_000000342044_00250_20344_7742.N1	20-JAN-2006 08:49:57	Bright	33.500	126	60Bet Oph	2.7700	4250.0	67	20344	No
140	GOM_NL__2PRFIN20060120_085522_000000402044_00250_20344_7743.N1	20-JAN-2006 08:55:22	Bright	40.000	98	13Zet Oph	2.5710	30000.	80	20344	No
141	GOM_NL__2PRFIN20060120_085951_000000452044_00250_20344_7744.N1	20-JAN-2006 08:59:51	Twilight	45.000	16	21Alp Sco	1.0200	3000.0	90	20344	No
142	GOM_NL__2PRFIN20060120_090125_000000422044_00250_20344_7745.N1	20-JAN-2006 09:01:25	Twilight	41.500	75	26Eps Sco	2.2910	4250.0	83	20344	No
143	GOM_NL__2PRFIN20060120_090517_000000402044_00250_20344_7746.N1	20-JAN-2006 09:05:17	Dark	40.000	131	Gam Lup	2.8000	26000.	80	20344	No
144	GOM_NL__2PRFIN20060120_091100_000000482044_00251_20345_7720.N1	20-JAN-2006 09:11:00	Dark	47.500	4	Alp1Cen	-0.010000	5800.0	95	20345	No
145	GOM_NL__2PRFIN20060120_091949_000000382044_00251_20345_7721.N1	20-JAN-2006 09:19:49	Dark	38.000	29	Bet Car	1.6720	10200.	76	20345	No
146	GOM_NL__2PRFIN20060120_092153_000000392044_00251_20345_7722.N1	20-JAN-2006 09:21:53	Dark	38.500	71	lot Car	2.2460	7700.0	77	20345	No
147	GOM_NL__2PRFIN20060120_092344_000000392044_00251_20345_7723.N1	20-JAN-2006 09:23:44	Dark	38.500	46	Del Vel	1.9540	10600.	77	20345	No
148	GOM_NL__2PRFIN20060120_092623_000000382044_00251_20345_7724.N1	20-JAN-2006 09:26:23	Dark	38.000	34	Gam2Vel	1.7930	23000.	76	20345	No
149	GOM_NL__2PRFIN20060120_092830_000000432044_00251_20345_7725.N1	20-JAN-2006 09:28:30	Straylight	42.500	70	Zet Pup	2.2460	39000.	85	20345	No
150	GOM_NL__2PRFIN20060120_093005_000000432044_00251_20345_7726.N1	20-JAN-2006 09:30:05	Straylight	43.000	117	Pi Pup	2.7060	3800.0	86	20345	No
151	GOM_NL__2PRFIN20060120_093235_000000422044_00251_20345_7727.N1	20-JAN-2006 09:32:35	Straylight	42.000	23	21Eps CMa	1.5020	26000.	84	20345	No
152	GOM_NL__2PRFIN20060120_093359_000000372044_00251_20345_7728.N1	20-JAN-2006 09:33:59	Straylight	36.500	179	24Omi2CMa	3.0320	24000.	73	20345	No
153	GOM_NL__2PRFIN20060120_093610_000000462044_00251_20345_7729.N1	20-JAN-2006 09:36:10	Straylight	46.000	1	9Alp CMa	-1.4400	11000.	92	20345	No
154	GOM_NL__2PRFIN20060120_093841_000000412044_00251_20345_7730.N1	20-JAN-2006 09:38:41	Straylight	40.500	56	53Kap Ori	2.0650	30000.	81	20345	No
155	GOM_NL__2PRFIN20060120_094110_000000402044_00251_20345_7731.N1	20-JAN-2006 09:41:10	Twilight	40.000	30	46Eps Ori	1.6940	30000.	80	20345	No
156	GOM_NL__2PRFIN20060120_094319_000000522044_00251_20345_7732.N1	20-JAN-2006 09:43:19	Twilight	52.000	14	58Alp Ori	0.87000	3000.0	104	20345	No
157	GOM_NL__2PRFIN20060120_094537_000000462044_00251_20345_7733.N1	20-JAN-2006 09:45:37	Bright	45.500	44	24Gam Gem	1.9280	11000.	91	20345	No
158	GOM_NL__2PRFIN20060120_094722_000000382044_00251_20345_7734.N1	20-JAN-2006 09:47:22	Bright	38.000	151	13Mu Gem	2.8900	3000.0	76	20345	No
159	GOM_NL__2PRFIN20060120_094928_000000362044_00251_20345_7735.N1	20-JAN-2006 09:49:28	Bright	35.500	28	12Bet Tau	1.6500	15200.	71	20345	No
160	GOM_NL__2PRFIN20060120_095133_000000352044_00251_20345_7736.N1	20-JAN-2006 09:51:33	Bright	34.500	107	37The Aur	2.6490	11000.	69	20345	No

161	GOM_NL__2PRFIN20060120_095343_000000362044_00251_20345_7737.N1	20-JAN-2006 09:53:43	Bright	36.000	42	34Bet Aur	1.9000	10200.	72	20345	No
162	GOM_NL__2PRFIN20060120_100616_000000362044_00251_20345_7738.N1	20-JAN-2006 10:06:16	Bright	35.500	49	1Alp UMi	1.9900	6300.0	71	20345	No
163	GOM_NL__2PRFIN20060120_101713_000000362044_00251_20345_7739.N1	20-JAN-2006 10:17:13	Bright	35.500	130	23Bet Dra	2.7990	5800.0	71	20345	No
164	GOM_NL__2PRFIN20060120_102028_000000332044_00251_20345_7740.N1	20-JAN-2006 10:20:28	Bright	33.000	5	3Alp Lyr	0.033000	11000.	66	20345	No
165	GOM_NL__2PRFIN20060120_102827_000000342044_00251_20345_7741.N1	20-JAN-2006 10:28:27	Bright	34.000	59	55Alp Oph	2.0800	8900.0	68	20345	No
166	GOM_NL__2PRFIN20060120_103033_000000342044_00251_20345_7742.N1	20-JAN-2006 10:30:33	Bright	33.500	126	60Bet Oph	2.7700	4250.0	67	20345	No
167	GOM_NL__2PRFIN20060120_103559_000000402044_00251_20345_7743.N1	20-JAN-2006 10:35:59	Bright	39.500	98	13Zet Oph	2.5710	30000.	79	20345	No
168	GOM_NL__2PRFIN20060120_104028_000000472044_00251_20345_7744.N1	20-JAN-2006 10:40:28	Twilight	47.000	16	21Alp Sco	1.0200	3000.0	94	20345	No
169	GOM_NL__2PRFIN20060120_104201_000000412044_00251_20345_7745.N1	20-JAN-2006 10:42:01	Twilight	40.500	75	26Eps Sco	2.2910	4250.0	81	20345	No
170	GOM_NL__2PRFIN20060120_104553_000000392044_00251_20345_7746.N1	20-JAN-2006 10:45:53	Dark	38.500	131	Gam Lup	2.8000	26000.	77	20345	No
171	GOM_NL__2PRFIN20060120_105137_000000412044_00252_20346_7720.N1	20-JAN-2006 10:51:37	Dark	41.000	4	Alp1Cen	-0.010000	5800.0	82	20346	No
172	GOM_NL__2PRFIN20060120_110025_000000392044_00252_20346_7721.N1	20-JAN-2006 11:00:25	Dark	39.000	29	Bet Car	1.6720	10200.	78	20346	No
173	GOM_NL__2PRFIN20060120_110230_000000382044_00252_20346_7722.N1	20-JAN-2006 11:02:30	Dark	38.000	71	lot Car	2.2460	7700.0	76	20346	No
174	GOM_NL__2PRFIN20060120_110420_000000452044_00252_20346_7723.N1	20-JAN-2006 11:04:20	Dark	44.500	46	Del Vel	1.9540	10600.	89	20346	No
175	GOM_NL__2PRFIN20060120_110659_000000442044_00252_20346_7724.N1	20-JAN-2006 11:06:59	Dark	43.500	34	Gam2Vel	1.7930	23000.	87	20346	No
176	GOM_NL__2PRFIN20060120_110907_000000402044_00252_20346_7725.N1	20-JAN-2006 11:09:07	Straylight	40.000	70	Zet Pup	2.2460	39000.	80	20346	No
177	GOM_NL__2PRFIN20060120_111041_000000452044_00252_20346_7726.N1	20-JAN-2006 11:10:41	Straylight	45.000	117	Pi Pup	2.7060	3800.0	90	20346	No
178	GOM_NL__2PRFIN20060120_111311_000000402044_00252_20346_7727.N1	20-JAN-2006 11:13:11	Straylight	40.000	23	21Eps CMa	1.5020	26000.	80	20346	No
179	GOM_NL__2PRFIN20060120_111435_000000362044_00252_20346_7728.N1	20-JAN-2006 11:14:35	Straylight	36.000	179	24Omi2CMa	3.0320	24000.	72	20346	No
180	GOM_NL__2PRFIN20060120_111646_000000452044_00252_20346_7729.N1	20-JAN-2006 11:16:46	Straylight	44.500	1	9Alp CMa	-1.4400	11000.	89	20346	No
181	GOM_NL__2PRFIN20060120_111917_000000412044_00252_20346_7730.N1	20-JAN-2006 11:19:17	Straylight	40.500	56	53Kap Ori	2.0650	30000.	81	20346	No
182	GOM_NL__2PRFIN20060120_112131_000000402044_00252_20346_7731.N1	20-JAN-2006 11:21:31	Tw_and_stray	40.000	33	50Zet Ori	1.7660	30000.	80	20346	No
183	GOM_NL__2PRFIN20060120_112355_000000522044_00252_20346_7732.N1	20-JAN-2006 11:23:55	Tw_and_stray	52.000	14	58Alp Ori	0.87000	3000.0	104	20346	No
184	GOM_NL__2PRFIN20060120_112613_000000472044_00252_20346_7733.N1	20-JAN-2006 11:26:13	Bright	47.000	44	24Gam Gem	1.9280	11000.	94	20346	No
185	GOM_NL__2PRFIN20060120_112758_000000392044_00252_20346_7734.N1	20-JAN-2006 11:27:58	Bright	38.500	151	13Mu Gem	2.8900	3000.0	77	20346	No
186	GOM_NL__2PRFIN20060120_113004_000000372044_00252_20346_7735.N1	20-JAN-2006 11:30:04	Bright	37.000	28	12Bet Tau	1.6500	15200.	74	20346	No
187	GOM_NL__2PRFIN20060120_113209_000000352044_00252_20346_7736.N1	20-JAN-2006 11:32:09	Bright	35.000	107	37The Aur	2.6490	11000.	70	20346	No
188	GOM_NL__2PRFIN20060120_113419_000000372044_00252_20346_7737.N1	20-JAN-2006 11:34:19	Bright	37.000	42	34Bet Aur	1.9000	10200.	74	20346	No
189	GOM_NL__2PRFIN20060120_114652_000000362044_00252_20346_7738.N1	20-JAN-2006 11:46:52	Bright	35.500	49	1Alp UMi	1.9900	6300.0	71	20346	No
190	GOM_NL__2PRFIN20060120_115749_000000352044_00252_20346_7739.N1	20-JAN-2006 11:57:49	Bright	34.500	130	23Bet Dra	2.7990	5800.0	69	20346	No
191	GOM_NL__2PRFIN20060120_120105_000000372044_00252_20346_7740.N1	20-JAN-2006 12:01:05	Bright	36.500	5	3Alp Lyr	0.033000	11000.	73	20346	No
192	GOM_NL__2PRFIN20060120_120903_000000342044_00252_20346_7741.N1	20-JAN-2006 12:09:03	Bright	34.000	59	55Alp Oph	2.0800	8900.0	68	20346	No
193	GOM_NL__2PRFIN20060120_121109_000000342044_00252_20346_7742.N1	20-JAN-2006 12:11:09	Bright	34.000	126	60Bet Oph	2.7700	4250.0	68	20346	No
194	GOM_NL__2PRFIN20060120_121635_000000392044_00252_20346_7743.N1	20-JAN-2006 12:16:35	Bright	38.500	98	13Zet Oph	2.5710	30000.	77	20346	No
195	GOM_NL__2PRFIN20060120_122104_000000472044_00252_20346_7744.N1	20-JAN-2006 12:21:04	Twilight	46.500	16	21Alp Sco	1.0200	3000.0	93	20346	No
196	GOM_NL__2PRFIN20060120_122237_000000422044_00252_20346_7745.N1	20-JAN-2006 12:22:37	Twilight	42.000	75	26Eps Sco	2.2910	4250.0	84	20346	No
197	GOM_NL__2PRFIN20060120_122630_000000392044_00252_20346_7746.N1	20-JAN-2006 12:26:30	Dark	38.500	131	Gam Lup	2.8000	26000.	77	20346	No
198	GOM_NL__2PRFIN20060120_123213_000000402044_00253_20347_7720.N1	20-JAN-2006 12:32:13	Dark	40.000	4	Alp1Cen	-0.010000	5800.0	80	20347	No
199	GOM_NL__2PRFIN20060120_124101_000000382044_00253_20347_7721.N1	20-JAN-2006 12:41:01	Dark	37.500	29	Bet Car	1.6720	10200.	75	20347	No
200	GOM_NL__2PRFIN20060120_124306_000000392044_00253_20347_7722.N1	20-JAN-2006 12:43:06	Dark	38.500	71	lot Car	2.2460	7700.0	77	20347	No
201	GOM_NL__2PRFIN20060120_124456_000000462044_00253_20347_7723.N1	20-JAN-2006 12:44:56	Dark	45.500	46	Del Vel	1.9540	10600.	91	20347	No
202	GOM_NL__2PRFIN20060120_124735_000000442044_00253_20347_7724.N1	20-JAN-2006 12:47:35	Dark	44.000	34	Gam2Vel	1.7930	23000.	88	20347	No
203	GOM_NL__2PRFIN20060120_124943_000000402044_00253_20347_7725.N1	20-JAN-2006 12:49:43	Straylight	39.500	70	Zet Pup	2.2460	39000.	79	20347	No
204	GOM_NL__2PRFIN20060120_125117_000000462044_00253_20347_7726.N1	20-JAN-2006 12:51:17	Straylight	46.000	117	Pi Pup	2.7060	3800.0	92	20347	No
205	GOM_NL__2PRFIN20060120_125347_000000442044_00253_20347_7727.N1	20-JAN-2006 12:53:47	Straylight	43.500	23	21Eps CMa	1.5020	26000.	87	20347	No
206	GOM_NL__2PRFIN20060120_125511_000000402044_00253_20347_7728.N1	20-JAN-2006 12:55:11	Straylight	39.500	179	24Omi2CMa	3.0320	24000.	79	20347	No
207	GOM_NL__2PRFIN20060120_125722_000000442044_00253_20347_7729.N1	20-JAN-2006 12:57:22	Straylight	44.000	1	9Alp CMa	-1.4400	11000.	88	20347	No
208	GOM_NL__2PRFIN20060120_125953_000000402044_00253_20347_7730.N1	20-JAN-2006 12:59:53	Straylight	39.500	56	53Kap Ori	2.0650	30000.	79	20347	No
209	GOM_NL__2PRFIN20060120_130207_000000402044_00253_20347_7731.N1	20-JAN-2006 13:02:07	Tw_and_stray	40.000	33	50Zet Ori	1.7660	30000.	80	20347	No
210	GOM_NL__2PRFIN20060120_130431_000000442044_00253_20347_7732.N1	20-JAN-2006 13:04:31	Tw_and_stray	43.500	14	58Alp Ori	0.87000	3000.0	87	20347	No
211	GOM_NL__2PRFIN20060120_130649_000000482044_00253_20347_7733.N1	20-JAN-2006 13:06:49	Bright	47.500	44	24Gam Gem	1.9280	11000.	95	20347	No
212	GOM_NL__2PRFIN20060120_130834_000000402044_00253_20347_7734.N1	20-JAN-2006 13:08:34	Bright	40.000	151	13Mu Gem	2.8900	3000.0	80	20347	No
213	GOM_NL__2PRFIN20060120_131041_000000362044_00253_20347_7735.N1	20-JAN-2006 13:10:41	Bright	36.000	28	12Bet Tau	1.6500	15200.	72	20347	No
214	GOM_NL__2PRFIN20060120_131245_000000352044_00253_20347_7736.N1	20-JAN-2006 13:12:45	Bright	34.500	107	37The Aur	2.6490	11000.	69	20347	No
215	GOM_NL__2PRFIN20060120_131455_000000362044_00253_20347_7737.N1	20-JAN-2006 13:14:55	Bright	35.500	42	34Bet Aur	1.9000	10200.	71	20347	No
216	GOM_NL__2PRFIN20060120_132728_000000352044_00253_20347_7738.N1	20-JAN-2006 13:27:28	Bright	35.000	49	1Alp UMi	1.9900	6300.0	70	20347	No
217	GOM_NL__2PRFIN20060120_133825_000000382044_00253_20347_7739.N1	20-JAN-2006 13:38:25	Bright	37.500	130	23Bet Dra	2.7990	5800.0	75	20347	No
218	GOM_NL__2PRFIN20060120_134141_000000352044_00253_20347_7740.N1	20-JAN-2006 13:41:41	Bright	34.500	5	3Alp Lyr	0.033000	11000.	69	20347	No
219	GOM_NL__2PRFIN20060120_134939_000000342044_00253_20347_7741.N1	20-JAN-2006 13:49:39	Bright	33.500	59	55Alp Oph	2.0800	8900.0	67	20347	No

220	GOM_NL__2PRFIN20060120_135146_000000342044_00253_20347_7742.N1	20-JAN-2006 13:51:46	Bright	33.500	126	60Bet Oph	2.7700	4250.0	67	20347	No
221	GOM_NL__2PRFIN20060120_135711_000000402044_00253_20347_7743.N1	20-JAN-2006 13:57:11	Bright	39.500	98	13Zet Oph	2.5710	30000.	79	20347	No
222	GOM_NL__2PRFIN20060120_140140_000000472044_00253_20347_7744.N1	20-JAN-2006 14:01:40	Twilight	46.500	16	21Alp Sco	1.0200	3000.0	93	20347	No
223	GOM_NL__2PRFIN20060120_140314_000000402044_00253_20347_7745.N1	20-JAN-2006 14:03:14	Twilight	40.000	75	26Eps Sco	2.2910	4250.0	80	20347	No
224	GOM_NL__2PRFIN20060120_142532_000000402044_00254_20348_7899.N1	20-JAN-2006 14:25:32	Dark	39.500	46	Del Vel	1.9540	10600.	79	20348	No
225	GOM_NL__2PRFIN20060120_142812_000000422044_00254_20348_7900.N1	20-JAN-2006 14:28:12	Dark	41.500	34	Gam2Vel	1.7930	23000.	83	20348	No
226	GOM_NL__2PRFIN20060120_143019_000000422044_00254_20348_7901.N1	20-JAN-2006 14:30:19	Straylight	41.500	70	Zet Pup	2.2460	39000.	83	20348	No
227	GOM_NL__2PRFIN20060120_143153_000000422044_00254_20348_7902.N1	20-JAN-2006 14:31:53	Straylight	42.000	117	Pi Pup	2.7060	3800.0	84	20348	No
228	GOM_NL__2PRFIN20060120_143423_000000412044_00254_20348_7903.N1	20-JAN-2006 14:34:23	Straylight	41.000	23	21Eps CMa	1.5020	26000.	82	20348	No
229	GOM_NL__2PRFIN20060120_143547_000000392044_00254_20348_7904.N1	20-JAN-2006 14:35:47	Straylight	38.500	179	24Omi2CMa	3.0320	24000.	77	20348	No
230	GOM_NL__2PRFIN20060120_143758_000000442044_00254_20348_7905.N1	20-JAN-2006 14:37:58	Straylight	44.000	1	9Alp CMa	-1.4400	11000.	88	20348	No
231	GOM_NL__2PRFIN20060120_144030_000000392044_00254_20348_7906.N1	20-JAN-2006 14:40:30	Straylight	39.000	56	53Kap Ori	2.0650	30000.	78	20348	No
232	GOM_NL__2PRFIN20060120_144243_000000412044_00254_20348_7907.N1	20-JAN-2006 14:42:43	Twi_and_stray	41.000	33	50Zet Ori	1.7660	30000.	82	20348	No
233	GOM_NL__2PRFIN20060120_144508_000000462044_00254_20348_7908.N1	20-JAN-2006 14:45:08	Twi_and_stray	46.000	14	58Alp Ori	0.87000	3000.0	92	20348	No
234	GOM_NL__2PRFIN20060120_144725_000000422044_00254_20348_7909.N1	20-JAN-2006 14:47:25	Bright	42.000	44	24Gam Gem	1.9280	11000.	84	20348	No
235	GOM_NL__2PRFIN20060120_144910_000000402044_00254_20348_7910.N1	20-JAN-2006 14:49:10	Bright	40.000	151	13Mu Gem	2.8900	3000.0	80	20348	No
236	GOM_NL__2PRFIN20060120_145117_000000372044_00254_20348_7911.N1	20-JAN-2006 14:51:17	Bright	37.000	28	12Bet Tau	1.6500	15200.	74	20348	No
237	GOM_NL__2PRFIN20060120_145321_000000342044_00254_20348_7912.N1	20-JAN-2006 14:53:21	Bright	34.000	107	37The Aur	2.6490	11000.	68	20348	No
238	GOM_NL__2PRFIN20060120_145531_000000362044_00254_20348_7913.N1	20-JAN-2006 14:55:31	Bright	36.000	42	34Bet Aur	1.9000	10200.	72	20348	No
239	GOM_NL__2PRFIN20060120_150804_000000332044_00254_20348_7914.N1	20-JAN-2006 15:08:04	Bright	33.000	49	1Alp UMi	1.9900	6300.0	66	20348	No
240	GOM_NL__2PRFIN20060120_151901_000000372044_00254_20348_7915.N1	20-JAN-2006 15:19:01	Bright	37.000	130	23Bet Dra	2.7990	5800.0	74	20348	No
241	GOM_NL__2PRFIN20060120_152217_000000332044_00254_20348_7916.N1	20-JAN-2006 15:22:17	Bright	33.000	5	3Alp Lyr	0.033000	11000.	66	20348	No
242	GOM_NL__2PRFIN20060120_153015_000000342044_00254_20348_7917.N1	20-JAN-2006 15:30:15	Bright	34.000	59	55Alp Oph	2.0800	8900.0	68	20348	No
243	GOM_NL__2PRFIN20060120_153222_000000342044_00254_20348_7918.N1	20-JAN-2006 15:32:22	Bright	33.500	126	60Bet Oph	2.7700	4250.0	67	20348	No
244	GOM_NL__2PRFIN20060120_153748_000000402044_00254_20348_7919.N1	20-JAN-2006 15:37:48	Bright	39.500	98	13Zet Oph	2.5710	30000.	79	20348	No
245	GOM_NL__2PRFIN20060120_154217_000000492044_00254_20348_7920.N1	20-JAN-2006 15:42:17	Twilight	49.000	16	21Alp Sco	1.0200	3000.0	98	20348	No
246	GOM_NL__2PRFIN20060120_154350_000000412044_00254_20348_7921.N1	20-JAN-2006 15:43:50	Twilight	40.500	75	26Eps Sco	2.2910	4250.0	81	20348	No
247	GOM_NL__2PRFIN20060120_160419_000000402044_00255_20349_7720.N1	20-JAN-2006 16:04:19	Dark	40.000	71	lot Car	2.2460	7700.0	80	20349	No
248	GOM_NL__2PRFIN20060120_160609_000000392044_00255_20349_7721.N1	20-JAN-2006 16:06:09	Dark	38.500	46	Del Vel	1.9540	10600.	77	20349	No
249	GOM_NL__2PRFIN20060120_160848_000000402044_00255_20349_7722.N1	20-JAN-2006 16:08:48	Dark	40.000	34	Gam2Vel	1.7930	23000.	80	20349	No
250	GOM_NL__2PRFIN20060120_161056_000000392044_00255_20349_7723.N1	20-JAN-2006 16:10:56	Straylight	38.500	70	Zet Pup	2.2460	39000.	77	20349	No
251	GOM_NL__2PRFIN20060120_161229_000000442044_00255_20349_7724.N1	20-JAN-2006 16:12:29	Straylight	43.500	117	Pi Pup	2.7060	3800.0	87	20349	No
252	GOM_NL__2PRFIN20060120_161459_000000432044_00255_20349_7725.N1	20-JAN-2006 16:14:59	Straylight	42.500	23	21Eps CMa	1.5020	26000.	85	20349	No
253	GOM_NL__2PRFIN20060120_161623_000000372044_00255_20349_7726.N1	20-JAN-2006 16:16:23	Straylight	37.000	179	24Omi2CMa	3.0320	24000.	74	20349	No
254	GOM_NL__2PRFIN20060120_161834_000000452044_00255_20349_7727.N1	20-JAN-2006 16:18:34	Straylight	45.000	1	9Alp CMa	-1.4400	11000.	90	20349	No
255	GOM_NL__2PRFIN20060120_162106_000000412044_00255_20349_7728.N1	20-JAN-2006 16:21:06	Straylight	41.000	56	53Kap Ori	2.0650	30000.	82	20349	No
256	GOM_NL__2PRFIN20060120_162319_000000402044_00255_20349_7729.N1	20-JAN-2006 16:23:19	Twi_and_stray	40.000	33	50Zet Ori	1.7660	30000.	80	20349	No
257	GOM_NL__2PRFIN20060120_162544_000000522044_00255_20349_7730.N1	20-JAN-2006 16:25:44	Twi_and_stray	52.000	14	58Alp Ori	0.87000	3000.0	104	20349	No
258	GOM_NL__2PRFIN20060120_162801_000000462044_00255_20349_7731.N1	20-JAN-2006 16:28:01	Bright	46.000	44	24Gam Gem	1.9280	11000.	92	20349	No
259	GOM_NL__2PRFIN20060120_162946_000000402044_00255_20349_7732.N1	20-JAN-2006 16:29:46	Bright	39.500	151	13Mu Gem	2.8900	3000.0	79	20349	No
260	GOM_NL__2PRFIN20060120_163153_000000372044_00255_20349_7733.N1	20-JAN-2006 16:31:53	Bright	37.000	28	12Bet Tau	1.6500	15200.	74	20349	No
261	GOM_NL__2PRFIN20060120_163357_000000352044_00255_20349_7734.N1	20-JAN-2006 16:33:57	Bright	35.000	107	37The Aur	2.6490	11000.	70	20349	No
262	GOM_NL__2PRFIN20060120_163607_000000362044_00255_20349_7735.N1	20-JAN-2006 16:36:07	Bright	36.000	42	34Bet Aur	1.9000	10200.	72	20349	No
263	GOM_NL__2PRFIN20060120_164840_000000362044_00255_20349_7736.N1	20-JAN-2006 16:48:40	Bright	35.500	49	1Alp UMi	1.9900	6300.0	71	20349	No
264	GOM_NL__2PRFIN20060120_165937_000000362044_00255_20349_7737.N1	20-JAN-2006 16:59:37	Bright	35.500	130	23Bet Dra	2.7990	5800.0	71	20349	No
265	GOM_NL__2PRFIN20060120_170253_000000502044_00255_20349_7738.N1	20-JAN-2006 17:02:53	Bright	50.000	5	3Alp Lyr	0.033000	11000.	100	20349	No
266	GOM_NL__2PRFIN20060120_171051_000000352044_00255_20349_7739.N1	20-JAN-2006 17:10:51	Bright	35.000	59	55Alp Oph	2.0800	8900.0	70	20349	No
267	GOM_NL__2PRFIN20060120_171258_000000342044_00255_20349_7740.N1	20-JAN-2006 17:12:58	Bright	34.000	126	60Bet Oph	2.7700	4250.0	68	20349	No
268	GOM_NL__2PRFIN20060120_171824_000000402044_00255_20349_7741.N1	20-JAN-2006 17:18:24	Bright	40.000	98	13Zet Oph	2.5710	30000.	80	20349	No
269	GOM_NL__2PRFIN20060120_172253_000000492044_00255_20349_7742.N1	20-JAN-2006 17:22:53	Twilight	49.000	16	21Alp Sco	1.0200	3000.0	98	20349	No
270	GOM_NL__2PRFIN20060120_172426_000000422044_00255_20349_7743.N1	20-JAN-2006 17:24:26	Twilight	41.500	75	26Eps Sco	2.2910	4250.0	83	20349	No
271	GOM_NL__2PRFIN20060120_175132_000000382044_00256_20350_7720.N1	20-JAN-2006 17:51:32	Straylight	38.000	70	Zet Pup	2.2460	39000.	76	20350	No
272	GOM_NL__2PRFIN20060120_175305_000000442044_00256_20350_7721.N1	20-JAN-2006 17:53:05	Straylight	43.500	117	Pi Pup	2.7060	3800.0	87	20350	No
273	GOM_NL__2PRFIN20060120_175535_000000432044_00256_20350_7722.N1	20-JAN-2006 17:55:35	Straylight	42.500	23	21Eps CMa	1.5020	26000.	85	20350	No
274	GOM_NL__2PRFIN20060120_175659_000000392044_00256_20350_7723.N1	20-JAN-2006 17:56:59	Straylight	38.500	179	24Omi2CMa	3.0320	24000.	77	20350	No
275	GOM_NL__2PRFIN20060120_175910_000000452044_00256_20350_7724.N1	20-JAN-2006 17:59:10	Straylight	45.000	1	9Alp CMa	-1.4400	11000.	90	20350	No
276	GOM_NL__2PRFIN20060120_180142_000000422044_00256_20350_7725.N1	20-JAN-2006 18:01:42	Straylight	41.500	56	53Kap Ori	2.0650	30000.	83	20350	No
277	GOM_NL__2PRFIN20060120_180355_000000402044_00256_20350_7726.N1	20-JAN-2006 18:03:55	Twi_and_stray	40.000	33	50Zet Ori	1.7660	30000.	80	20350	No
278	GOM_NL__2PRFIN20060120_180620_000000522044_00256_20350_7727.N1	20-JAN-2006 18:06:20	Twi_and_stray	52.000	14	58Alp Ori	0.87000	3000.0	104	20350	No



279	GOM_NL__2PRFIN20060120_180837_000000522044_00256_20350_7728.N1	20-JAN-2006 18:08:37	Bright	52.000	44	24Gam Gem	1.9280	11000.	104	20350	No
280	GOM_NL__2PRFIN20060120_181022_000000392044_00256_20350_7729.N1	20-JAN-2006 18:10:22	Bright	39.000	151	13Mu Gem	2.8900	3000.0	78	20350	No
281	GOM_NL__2PRFIN20060120_181229_000000392044_00256_20350_7730.N1	20-JAN-2006 18:12:29	Bright	38.500	28	12Bet Tau	1.6500	15200.	77	20350	No
282	GOM_NL__2PRFIN20060120_181433_000000362044_00256_20350_7731.N1	20-JAN-2006 18:14:33	Bright	36.000	107	37The Aur	2.6490	11000.	72	20350	No
283	GOM_NL__2PRFIN20060120_181643_000000362044_00256_20350_7732.N1	20-JAN-2006 18:16:43	Bright	35.500	42	34Bet Aur	1.9000	10200.	71	20350	No
284	GOM_NL__2PRFIN20060120_182916_000000362044_00256_20350_7733.N1	20-JAN-2006 18:29:16	Bright	35.500	49	1Alp UMi	1.9900	6300.0	71	20350	No
285	GOM_NL__2PRFIN20060120_184013_000000372044_00256_20350_7734.N1	20-JAN-2006 18:40:13	Bright	36.500	130	23Bet Dra	2.7990	5800.0	73	20350	No
286	GOM_NL__2PRFIN20060120_184329_000000332044_00256_20350_7735.N1	20-JAN-2006 18:43:29	Bright	32.500	5	3Alp Lyr	0.033000	11000.	65	20350	No
287	GOM_NL__2PRFIN20060120_185128_000000342044_00256_20350_7736.N1	20-JAN-2006 18:51:28	Bright	34.000	59	55Alp Oph	2.0800	8900.0	68	20350	No
288	GOM_NL__2PRFIN20060120_185334_000000342044_00256_20350_7737.N1	20-JAN-2006 18:53:34	Bright	33.500	126	60Bet Oph	2.7700	4250.0	67	20350	No
289	GOM_NL__2PRFIN20060120_185901_000000412044_00256_20350_7738.N1	20-JAN-2006 18:59:01	Bright	40.500	98	13Zet Oph	2.5710	30000.	81	20350	No
290	GOM_NL__2PRFIN20060120_190330_000000512044_00256_20350_7739.N1	20-JAN-2006 19:03:30	Twilight	51.000	16	21Alp Sco	1.0200	3000.0	102	20350	No
291	GOM_NL__2PRFIN20060120_190503_000000422044_00256_20350_7740.N1	20-JAN-2006 19:05:03	Twilight	42.000	75	26Eps Sco	2.2910	4250.0	84	20350	No
292	GOM_NL__2PRFIN20060120_190856_000000392044_00256_20350_7741.N1	20-JAN-2006 19:08:56	Dark	39.000	131	Gam Lup	2.8000	26000.	78	20350	No
293	GOM_NL__2PRFIN20060120_191541_000000392044_00257_20351_7720.N1	20-JAN-2006 19:15:41	Dark	39.000	10	Bet Cen	0.61000	28000.	78	20351	No
294	GOM_NL__2PRFIN20060120_192326_000000372044_00257_20351_7721.N1	20-JAN-2006 19:23:26	Dark	37.000	29	Bet Car	1.6720	10200.	74	20351	No
295	GOM_NL__2PRFIN20060120_192531_000000382044_00257_20351_7722.N1	20-JAN-2006 19:25:31	Dark	38.000	71	lot Car	2.2460	7700.0	76	20351	No
296	GOM_NL__2PRFIN20060120_192721_000000392044_00257_20351_7723.N1	20-JAN-2006 19:27:21	Dark	38.500	46	Del Vel	1.9540	10600.	77	20351	No
297	GOM_NL__2PRFIN20060120_193001_000000432044_00257_20351_7724.N1	20-JAN-2006 19:30:01	Dark	43.000	34	Gam2Vel	1.7930	23000.	86	20351	No
298	GOM_NL__2PRFIN20060120_193208_000000432044_00257_20351_7725.N1	20-JAN-2006 19:32:08	Straylight	43.000	70	Zet Pup	2.2460	39000.	86	20351	No
299	GOM_NL__2PRFIN20060120_193342_000000422044_00257_20351_7726.N1	20-JAN-2006 19:33:42	Straylight	41.500	117	Pi Pup	2.7060	3800.0	83	20351	No
300	GOM_NL__2PRFIN20060120_193612_000000412044_00257_20351_7727.N1	20-JAN-2006 19:36:12	Straylight	41.000	23	21Eps CMa	1.5020	26000.	82	20351	No
301	GOM_NL__2PRFIN20060120_193735_000000392044_00257_20351_7728.N1	20-JAN-2006 19:37:35	Straylight	39.000	179	24Omi2CMa	3.0320	24000.	78	20351	No
302	GOM_NL__2PRFIN20060120_193946_000000492044_00257_20351_7729.N1	20-JAN-2006 19:39:46	Straylight	49.000	1	9Alp CMa	-1.4400	11000.	98	20351	No
303	GOM_NL__2PRFIN20060120_194218_000000422044_00257_20351_7730.N1	20-JAN-2006 19:42:18	Straylight	41.500	56	53Kap Ori	2.0650	30000.	83	20351	No
304	GOM_NL__2PRFIN20060120_194432_000000442044_00257_20351_7731.N1	20-JAN-2006 19:44:32	Tw_i_and_stray	43.500	33	50Zet Ori	1.7660	30000.	87	20351	No
305	GOM_NL__2PRFIN20060120_194656_000000522044_00257_20351_7732.N1	20-JAN-2006 19:46:56	Tw_i_and_stray	52.000	14	58Alp Ori	0.87000	3000.0	104	20351	No
306	GOM_NL__2PRFIN20060120_194913_000000482044_00257_20351_7733.N1	20-JAN-2006 19:49:13	Bright	48.000	44	24Gam Gem	1.9280	11000.	96	20351	No
307	GOM_NL__2PRFIN20060120_195058_000000382044_00257_20351_7734.N1	20-JAN-2006 19:50:58	Bright	37.500	151	13Mu Gem	2.8900	3000.0	75	20351	No
308	GOM_NL__2PRFIN20060120_195305_000000372044_00257_20351_7735.N1	20-JAN-2006 19:53:05	Bright	37.000	28	12Bet Tau	1.6500	15200.	74	20351	No
309	GOM_NL__2PRFIN20060120_195510_000000352044_00257_20351_7736.N1	20-JAN-2006 19:55:10	Bright	34.500	107	37The Aur	2.6490	11000.	69	20351	No
310	GOM_NL__2PRFIN20060120_195719_000000372044_00257_20351_7737.N1	20-JAN-2006 19:57:19	Bright	36.500	42	34Bet Aur	1.9000	10200.	73	20351	No
311	GOM_NL__2PRFIN20060120_200952_000000362044_00257_20351_7738.N1	20-JAN-2006 20:09:52	Bright	36.000	49	1Alp UMi	1.9900	6300.0	72	20351	No
312	GOM_NL__2PRFIN20060120_202049_000000352044_00257_20351_7739.N1	20-JAN-2006 20:20:49	Bright	34.500	130	23Bet Dra	2.7990	5800.0	69	20351	No
313	GOM_NL__2PRFIN20060120_202405_000000352044_00257_20351_7740.N1	20-JAN-2006 20:24:05	Bright	35.000	5	3Alp Lyr	0.033000	11000.	70	20351	No
314	GOM_NL__2PRFIN20060120_203204_000000342044_00257_20351_7741.N1	20-JAN-2006 20:32:04	Bright	34.000	59	55Alp Oph	2.0800	8900.0	68	20351	No
315	GOM_NL__2PRFIN20060120_203410_000000342044_00257_20351_7742.N1	20-JAN-2006 20:34:10	Bright	34.000	126	60Bet Oph	2.7700	4250.0	68	20351	No
316	GOM_NL__2PRFIN20060120_203937_000000402044_00257_20351_7743.N1	20-JAN-2006 20:39:37	Bright	39.500	98	13Zet Oph	2.5710	30000.	79	20351	No
317	GOM_NL__2PRFIN20060120_204406_000000552044_00257_20351_7744.N1	20-JAN-2006 20:44:06	Twilight	55.000	16	21Alp Sco	1.0200	3000.0	110	20351	No
318	GOM_NL__2PRFIN20060120_204539_000000442044_00257_20351_7745.N1	20-JAN-2006 20:45:39	Twilight	44.000	75	26Eps Sco	2.2910	4250.0	88	20351	No
319	GOM_NL__2PRFIN20060120_204933_000000392044_00257_20351_7746.N1	20-JAN-2006 20:49:33	Dark	38.500	131	Gam Lup	2.8000	26000.	77	20351	No
320	GOM_NL__2PRFIN20060120_205618_000000412044_00258_20352_7720.N1	20-JAN-2006 20:56:18	Dark	41.000	10	Bet Cen	0.61000	28000.	82	20352	No
321	GOM_NL__2PRFIN20060120_210403_000000372044_00258_20352_7721.N1	20-JAN-2006 21:04:03	Dark	36.500	29	Bet Car	1.6720	10200.	73	20352	No
322	GOM_NL__2PRFIN20060120_210608_000000402044_00258_20352_7722.N1	20-JAN-2006 21:06:08	Dark	39.500	71	lot Car	2.2460	7700.0	79	20352	No
323	GOM_NL__2PRFIN20060120_210758_000000392044_00258_20352_7723.N1	20-JAN-2006 21:07:58	Dark	39.000	46	Del Vel	1.9540	10600.	78	20352	No
324	GOM_NL__2PRFIN20060120_211037_000000422044_00258_20352_7724.N1	20-JAN-2006 21:10:37	Dark	41.500	34	Gam2Vel	1.7930	23000.	83	20352	No
325	GOM_NL__2PRFIN20060120_211244_000000402044_00258_20352_7725.N1	20-JAN-2006 21:12:44	Straylight	40.000	70	Zet Pup	2.2460	39000.	80	20352	No
326	GOM_NL__2PRFIN20060120_211418_000000482044_00258_20352_7726.N1	20-JAN-2006 21:14:18	Straylight	48.000	117	Pi Pup	2.7060	3800.0	96	20352	No
327	GOM_NL__2PRFIN20060120_211648_000000432044_00258_20352_7727.N1	20-JAN-2006 21:16:48	Straylight	43.000	23	21Eps CMa	1.5020	26000.	86	20352	No
328	GOM_NL__2PRFIN20060120_211811_000000392044_00258_20352_7728.N1	20-JAN-2006 21:18:11	Straylight	38.500	179	24Omi2CMa	3.0320	24000.	77	20352	No
329	GOM_NL__2PRFIN20060120_212022_000000432044_00258_20352_7729.N1	20-JAN-2006 21:20:22	Straylight	43.000	1	9Alp CMa	-1.4400	11000.	86	20352	No
330	GOM_NL__2PRFIN20060120_212254_000000402044_00258_20352_7730.N1	20-JAN-2006 21:22:54	Straylight	39.500	56	53Kap Ori	2.0650	30000.	79	20352	No
331	GOM_NL__2PRFIN20060120_212508_000000402044_00258_20352_7731.N1	20-JAN-2006 21:25:08	Tw_i_and_stray	39.500	33	50Zet Ori	1.7660	30000.	79	20352	No
332	GOM_NL__2PRFIN20060120_212732_000000482044_00258_20352_7732.N1	20-JAN-2006 21:27:32	Tw_i_and_stray	47.500	14	58Alp Ori	0.87000	3000.0	95	20352	No
333	GOM_NL__2PRFIN20060120_212949_000000442044_00258_20352_7733.N1	20-JAN-2006 21:29:49	Bright	43.500	44	24Gam Gem	1.9280	11000.	87	20352	No
334	GOM_NL__2PRFIN20060120_213134_000000392044_00258_20352_7734.N1	20-JAN-2006 21:31:34	Bright	38.500	151	13Mu Gem	2.8900	3000.0	77	20352	No
335	GOM_NL__2PRFIN20060120_213342_000000372044_00258_20352_7735.N1	20-JAN-2006 21:33:42	Bright	36.500	28	12Bet Tau	1.6500	15200.	73	20352	No
336	GOM_NL__2PRFIN20060120_213545_000000352044_00258_20352_7736.N1	20-JAN-2006 21:35:45	Bright	34.500	107	37The Aur	2.6490	11000.	69	20352	No
337	GOM_NL__2PRFIN20060120_213755_000000362044_00258_20352_7737.N1	20-JAN-2006 21:37:55	Bright	35.500	42	34Bet Aur	1.9000	10200.	71	20352	No

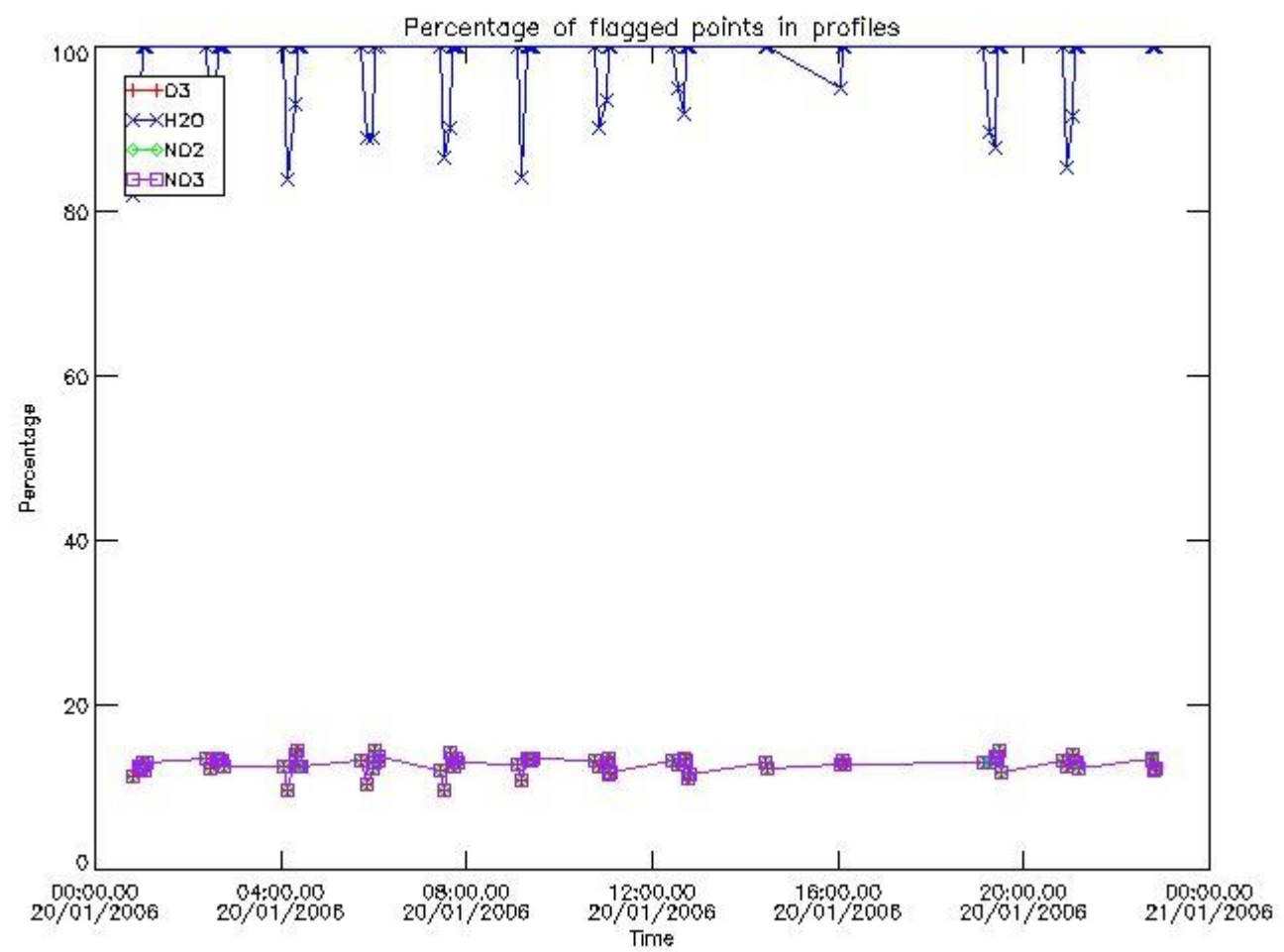


338	GOM_NL__2PRFIN20060120_215028_000000362044_00258_20352_7738.N1	20-JAN-2006 21:50:28	Bright	36.000	49	1Alp UMi	1.9900	6300.0	72	20352	No
339	GOM_NL__2PRFIN20060120_220125_000000352044_00258_20352_7739.N1	20-JAN-2006 22:01:25	Bright	34.500	130	23Bet Dra	2.7990	5800.0	69	20352	No
340	GOM_NL__2PRFIN20060120_220441_000000332044_00258_20352_7740.N1	20-JAN-2006 22:04:41	Bright	33.000	5	3Alp Lyr	0.033000	11000.	66	20352	No
341	GOM_NL__2PRFIN20060120_221240_000000342044_00258_20352_7741.N1	20-JAN-2006 22:12:40	Bright	34.000	59	55Alp Oph	2.0800	8900.0	68	20352	No
342	GOM_NL__2PRFIN20060120_221446_000000342044_00258_20352_7742.N1	20-JAN-2006 22:14:46	Bright	33.500	126	60Bet Oph	2.7700	4250.0	67	20352	No
343	GOM_NL__2PRFIN20060120_222013_000000402044_00258_20352_7743.N1	20-JAN-2006 22:20:13	Bright	39.500	98	13Zet Oph	2.5710	30000.	79	20352	No
344	GOM_NL__2PRFIN20060120_222443_000000502044_00258_20352_7744.N1	20-JAN-2006 22:24:43	Twilight	50.000	16	21Alp Sco	1.0200	3000.0	100	20352	No
345	GOM_NL__2PRFIN20060120_222615_000000452044_00258_20352_7745.N1	20-JAN-2006 22:26:15	Twilight	44.500	75	26Eps Sco	2.2910	4250.0	89	20352	No
346	GOM_NL__2PRFIN20060120_224439_000000382044_00259_20353_7903.N1	20-JAN-2006 22:44:39	Dark	38.000	29	Bet Car	1.6720	10200.	76	20353	No
347	GOM_NL__2PRFIN20060120_224644_000000392044_00259_20353_7904.N1	20-JAN-2006 22:46:44	Dark	38.500	71	lot Car	2.2460	7700.0	77	20353	No
348	GOM_NL__2PRFIN20060120_224834_000000422044_00259_20353_7905.N1	20-JAN-2006 22:48:34	Dark	42.000	46	Del Vel	1.9540	10600.	84	20353	No
349	GOM_NL__2PRFIN20060120_225113_000000422044_00259_20353_7906.N1	20-JAN-2006 22:51:13	Dark	41.500	34	Gam2Vel	1.7930	23000.	83	20353	No
350	GOM_NL__2PRFIN20060120_225320_000000412044_00259_20353_7907.N1	20-JAN-2006 22:53:20	Straylight	40.500	70	Zet Pup	2.2460	39000.	81	20353	No
351	GOM_NL__2PRFIN20060120_225454_000000412044_00259_20353_7908.N1	20-JAN-2006 22:54:54	Straylight	41.000	117	Pi Pup	2.7060	3800.0	82	20353	No
352	GOM_NL__2PRFIN20060120_225724_000000412044_00259_20353_7909.N1	20-JAN-2006 22:57:24	Straylight	41.000	23	21Eps CMa	1.5020	26000.	82	20353	No
353	GOM_NL__2PRFIN20060120_225848_000000382044_00259_20353_7910.N1	20-JAN-2006 22:58:48	Straylight	38.000	179	24Omi2CMa	3.0320	24000.	76	20353	No
354	GOM_NL__2PRFIN20060120_230058_000000462044_00259_20353_7911.N1	20-JAN-2006 23:00:58	Straylight	46.000	1	9Alp CMa	-1.4400	11000.	92	20353	No
355	GOM_NL__2PRFIN20060120_230330_000000412044_00259_20353_7912.N1	20-JAN-2006 23:03:30	Straylight	41.000	56	53Kap Ori	2.0650	30000.	82	20353	No
356	GOM_NL__2PRFIN20060120_230544_000000402044_00259_20353_7913.N1	20-JAN-2006 23:05:44	Twilight	39.500	33	50Zet Ori	1.7660	30000.	79	20353	No
357	GOM_NL__2PRFIN20060120_230808_000000522044_00259_20353_7914.N1	20-JAN-2006 23:08:08	Twilight	51.500	14	58Alp Ori	0.87000	3000.0	103	20353	No
358	GOM_NL__2PRFIN20060120_231025_000000462044_00259_20353_7915.N1	20-JAN-2006 23:10:25	Bright	45.500	44	24Gam Gem	1.9280	11000.	91	20353	No
359	GOM_NL__2PRFIN20060120_231210_000000402044_00259_20353_7916.N1	20-JAN-2006 23:12:10	Bright	40.000	151	13Mu Gem	2.8900	3000.0	80	20353	No
360	GOM_NL__2PRFIN20060120_231418_000000362044_00259_20353_7917.N1	20-JAN-2006 23:14:18	Bright	36.000	28	12Bet Tau	1.6500	15200.	72	20353	No
361	GOM_NL__2PRFIN20060120_231621_000000412044_00259_20353_7918.N1	20-JAN-2006 23:16:21	Bright	40.500	107	37The Aur	2.6490	11000.	81	20353	No
362	GOM_NL__2PRFIN20060120_231831_000000362044_00259_20353_7919.N1	20-JAN-2006 23:18:31	Bright	35.500	42	34Bet Aur	1.9000	10200.	71	20353	No
363	GOM_NL__2PRFIN20060120_233104_000000322044_00259_20353_7920.N1	20-JAN-2006 23:31:04	Bright	32.000	49	1Alp UMi	1.9900	6300.0	64	20353	No
364	GOM_NL__2PRFIN20060120_234201_000000372044_00259_20353_7921.N1	20-JAN-2006 23:42:01	Bright	37.000	130	23Bet Dra	2.7990	5800.0	74	20353	No
365	GOM_NL__2PRFIN20060120_234518_000000332044_00259_20353_7922.N1	20-JAN-2006 23:45:18	Bright	32.500	5	3Alp Lyr	0.033000	11000.	65	20353	No
366	GOM_NL__2PRFIN20060120_235316_000000352044_00259_20353_7923.N1	20-JAN-2006 23:53:16	Bright	34.500	59	55Alp Oph	2.0800	8900.0	69	20353	No
367	GOM_NL__2PRFIN20060120_235522_000000342044_00259_20353_7924.N1	20-JAN-2006 23:55:22	Bright	33.500	126	60Bet Oph	2.7700	4250.0	67	20353	No

### 3. Quality information per product

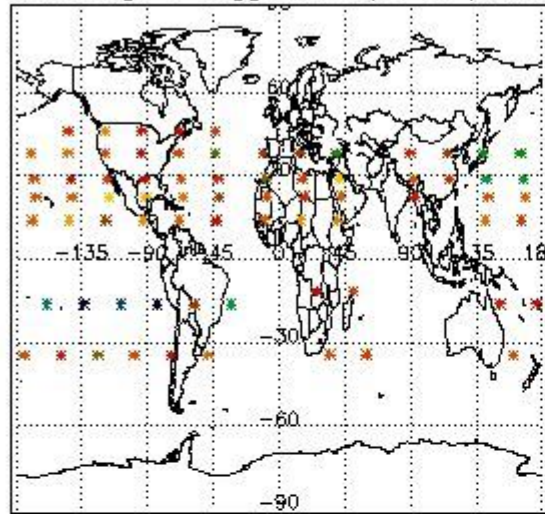
In this section it is plotted some information contained in the Quality Summary data set of the level 2 products. Only products in dark limb conditions and without errors (error flag in the MPH set to "0") are used.

#### 3.1 Plot quality information per product (time dependant)

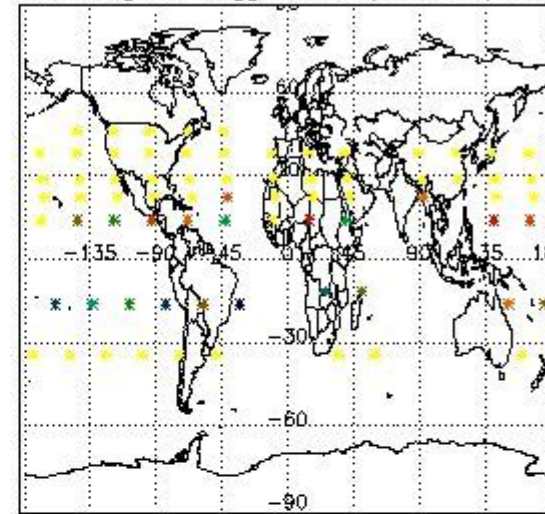


*3.2 Plot quality information per product (world map)*


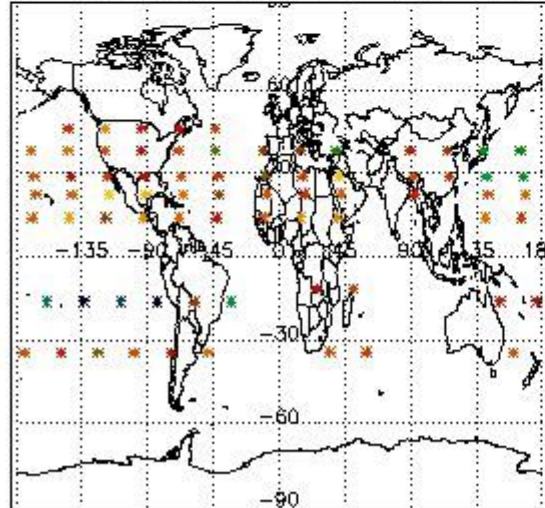
Percentage of flagged data per O3 profile



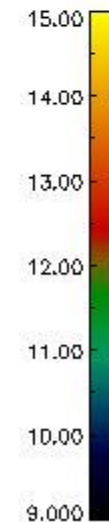
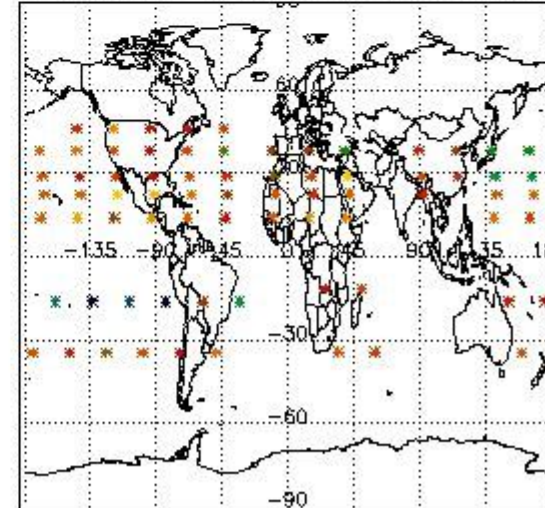
Percentage of flagged data per H2O profile



Percentage of flagged data per NO2 profile



Percentage of flagged data per NO3 profile

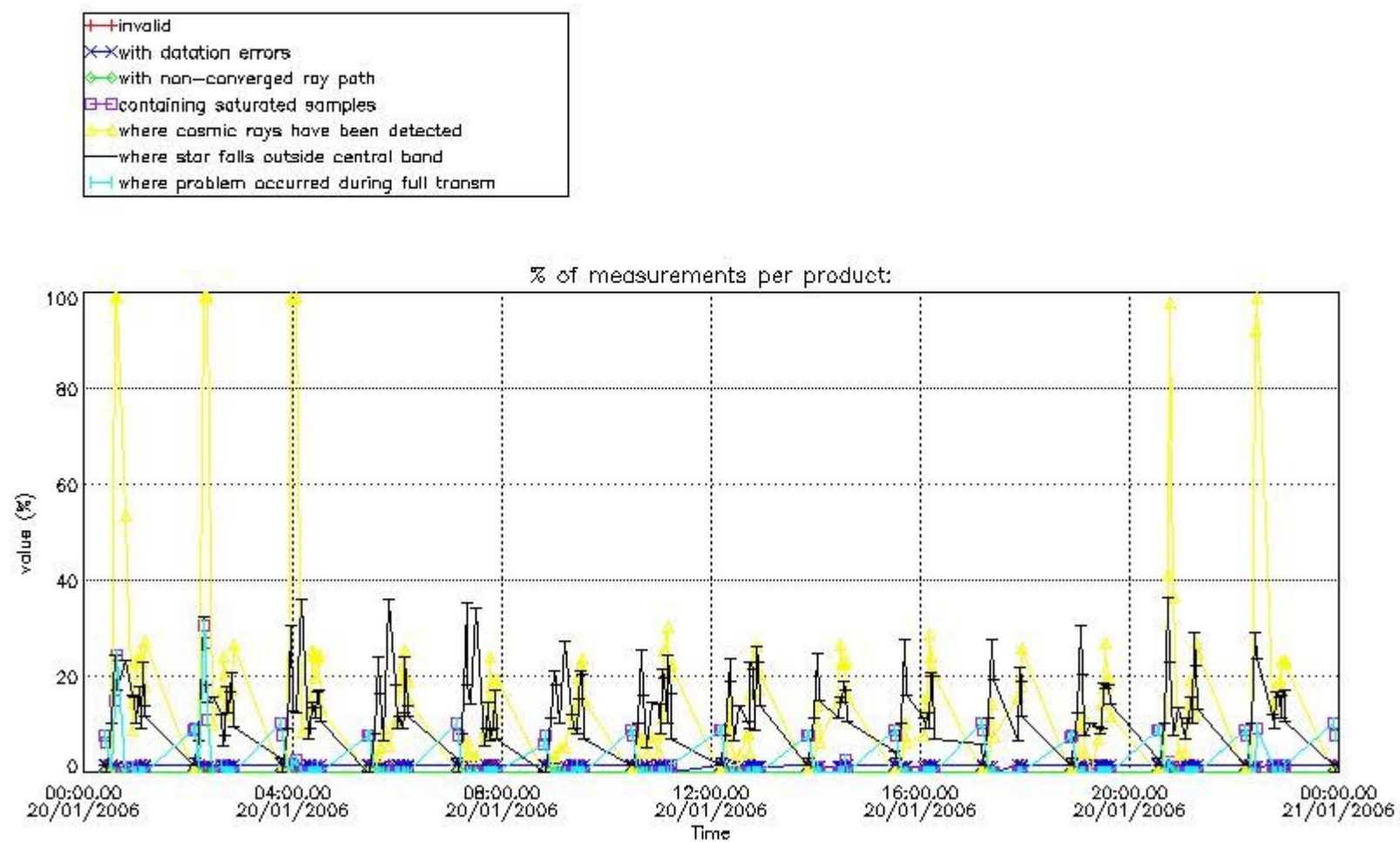


#### 4. Level 1 quality information per product

In this section it is plotted some information contained in the Quality Summary data set of the level 2 products that comes from the level 1b processing. Products without errors (error flag in the MPH set to "0") are used.

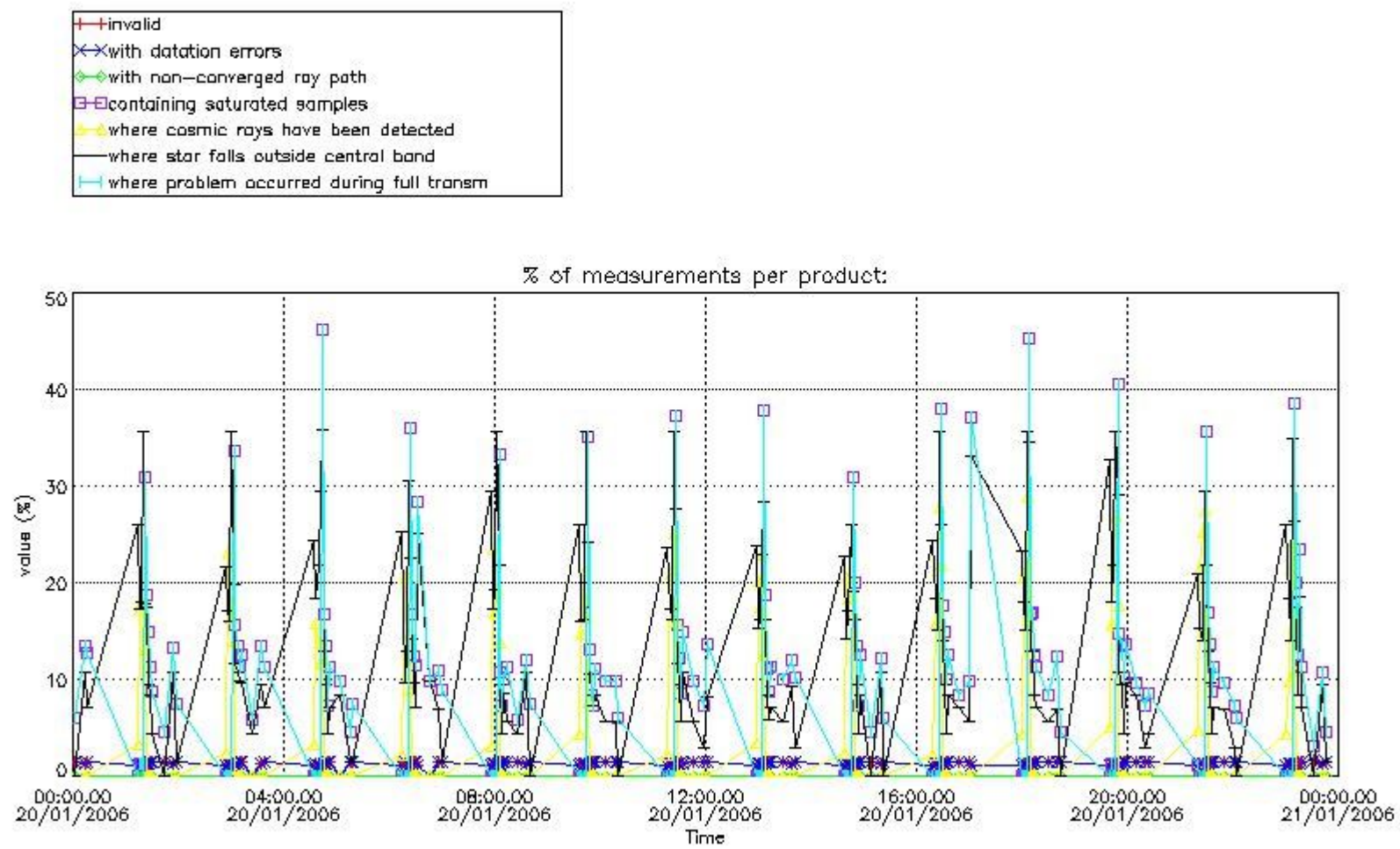
##### 4.1 Plot quality information per product (time dependant) coming from level 1b processing

###### 4.1.1 Plot level 1 quality information per product (time dependant): ENVISAT ASCENDING passes



4.1.2 Plot level 1 quality information per product (time dependant): ENVISAT DESCENDING passes

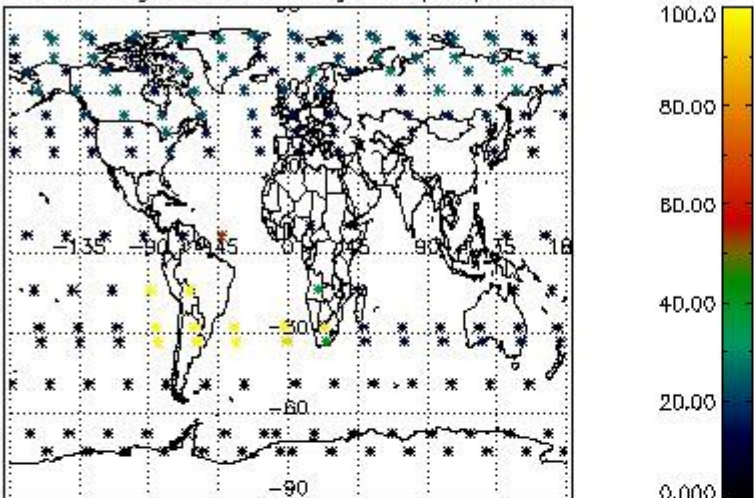




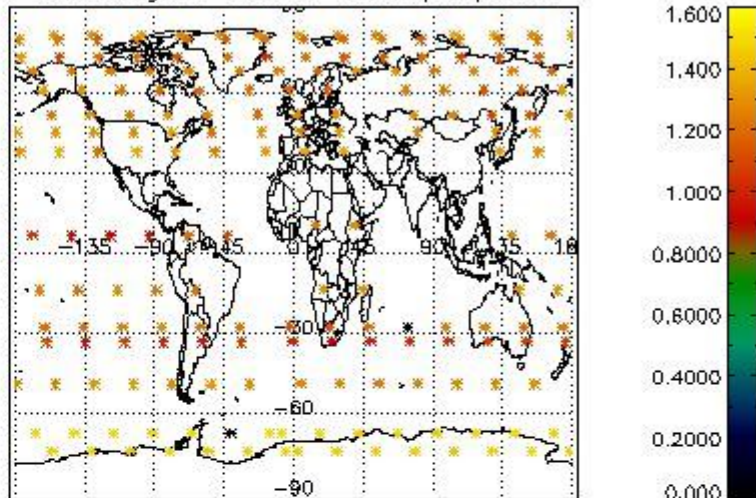
#### 4.2 Plot quality information per product coming from level 1b processing (world map)

##### 4.2.1 Plot level 1 quality information per product (world map): ENVISAT ASCENDING passes

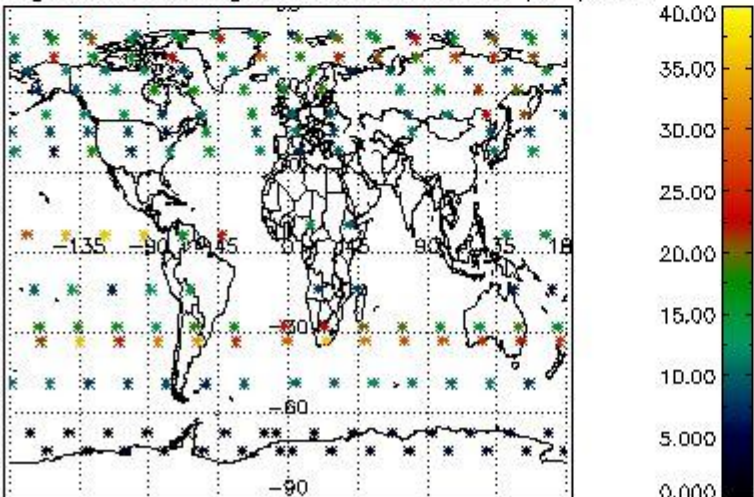
Percentage of cosmic ray hits per profile



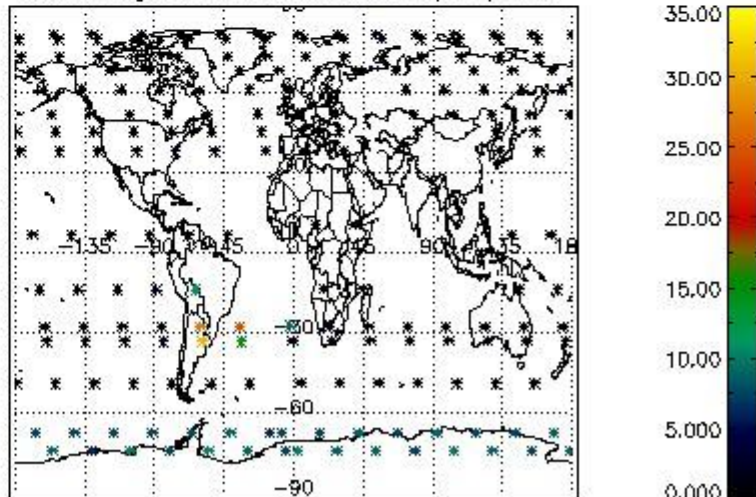
Percentage of datation errors per profile



Percentage of star falling outside central band per profile

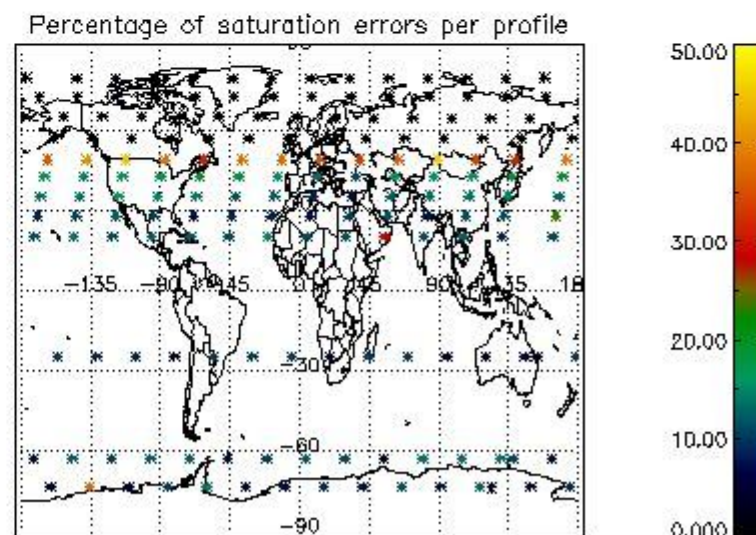
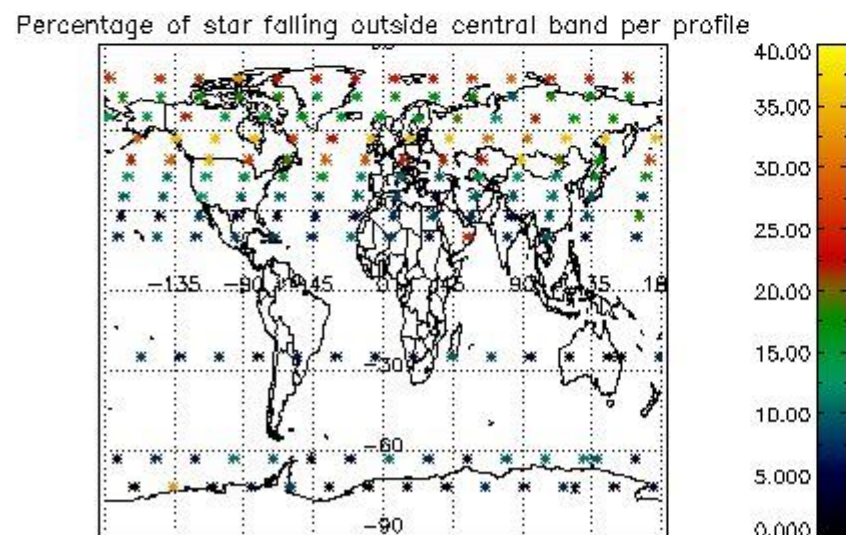
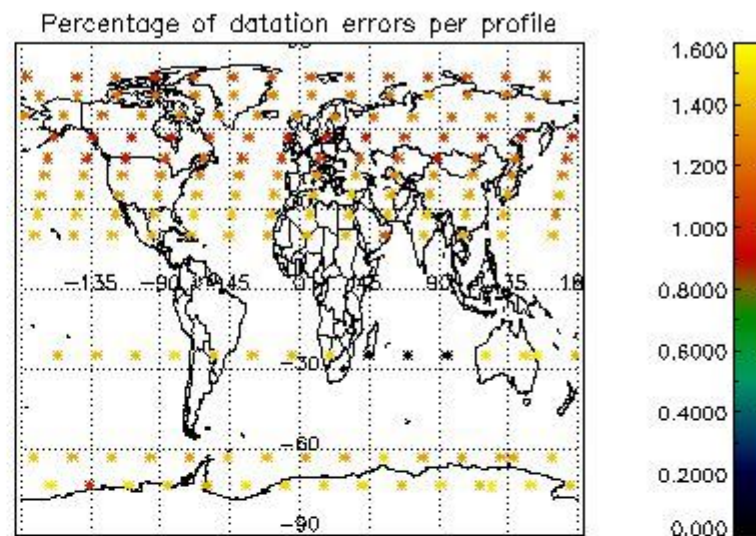
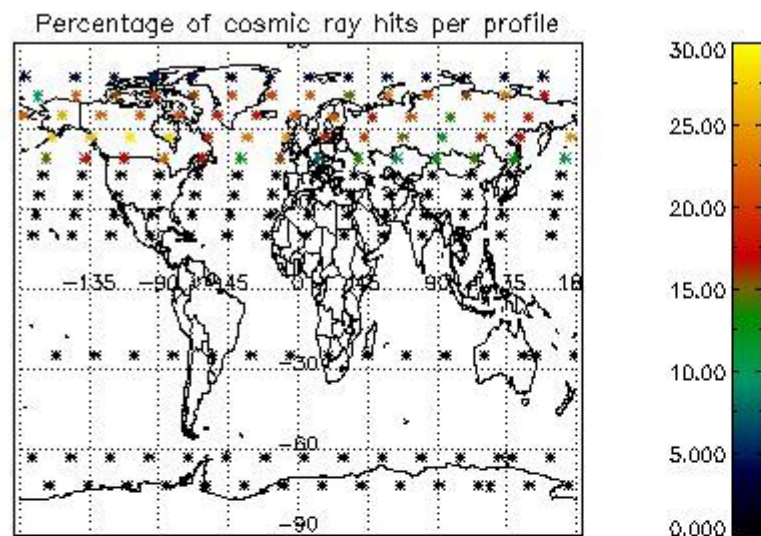


Percentage of saturation errors per profile



4.2.2 Plot level 1 quality information per product (world map): ENVISAT DESCENDING passes





## 5. Trace gas profiles

### 5.1 Ozone statistics based on quality of products

The final quality of the products can be "measured" using the STD (Standard Deviation) attached to every point profile. This information is written to the parameter GOM\_NL\_\_2P/NL\_LOCAL\_SPECIES\_DENSITY/o3\_std of the level 2 products. The table below shows the statistics for given STD ranges.

The statistics are given with respect to the overall valid production:

- Products without fatal errors: GOM\_NL\_\_2P/MPH/PRODUCT\_ERR=0
- Valid point profile: GOM\_NL\_\_2P/NL\_LOCAL\_SPECIES\_DENSITY/pcd(0)=0

The 'Criteria' is applied to valid points of dark limb products:

- Products in dark limb illumination condition: GOM\_NL\_\_2P/NL\_SUMMARY\_QUALITY/obs\_ill\_cond=0
- Products without fatal errors: GOM\_NL\_\_2P/MPH/PRODUCT\_ERR=0
- Valid point profile: GOM\_NL\_\_2P/NL\_LOCAL\_SPECIES\_DENSITY/pcd(0)=0

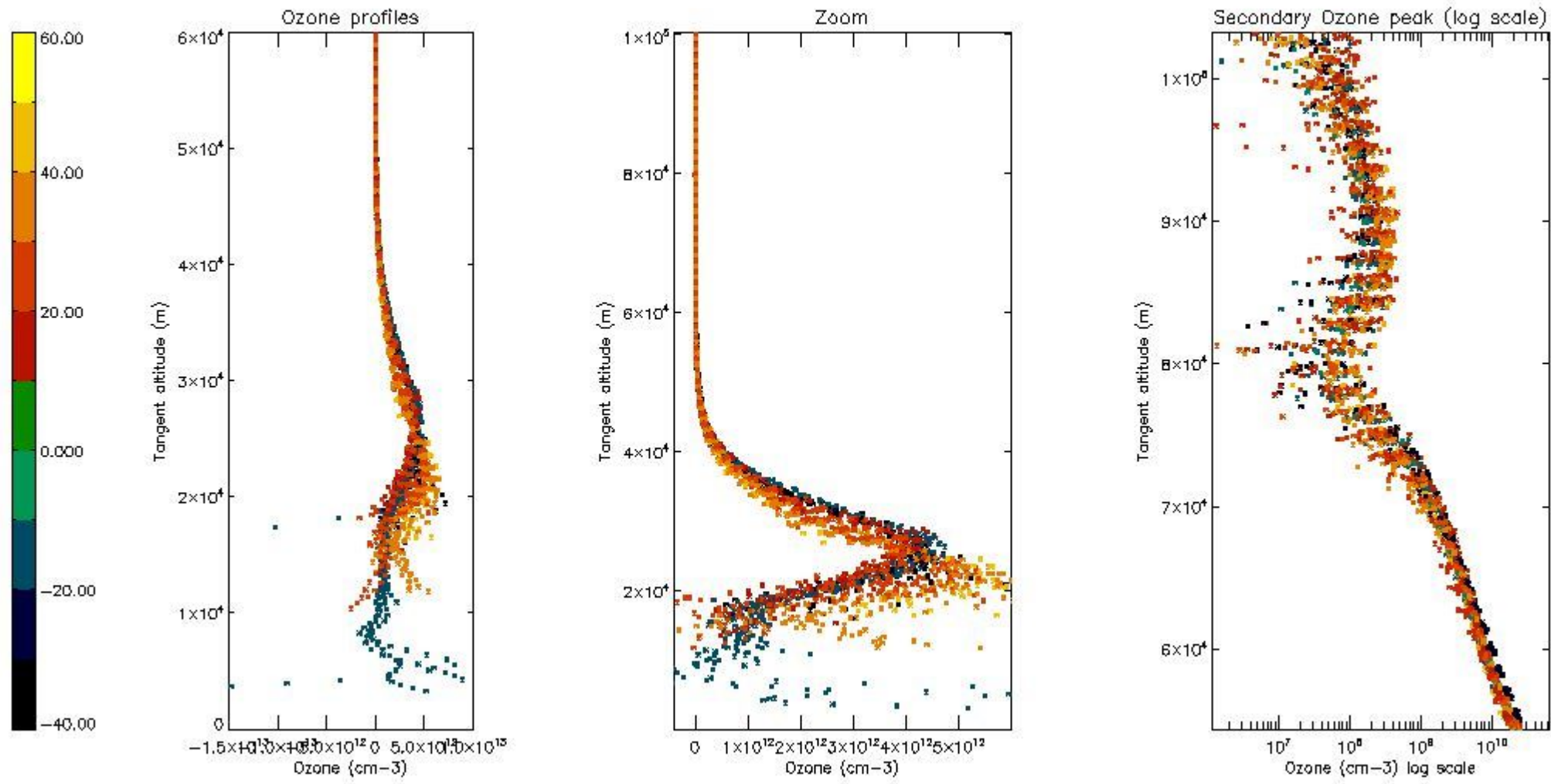
So, the table below shows the percentage of dark limb and valid observations for each criteria with respect to the overall valid daily observations.

Criteria	% of total production
All STD	21
STD < 20	13

STD < 10	11
STD < 5	8

5.2 Plot ozone profiles for all STD (dark without errors)

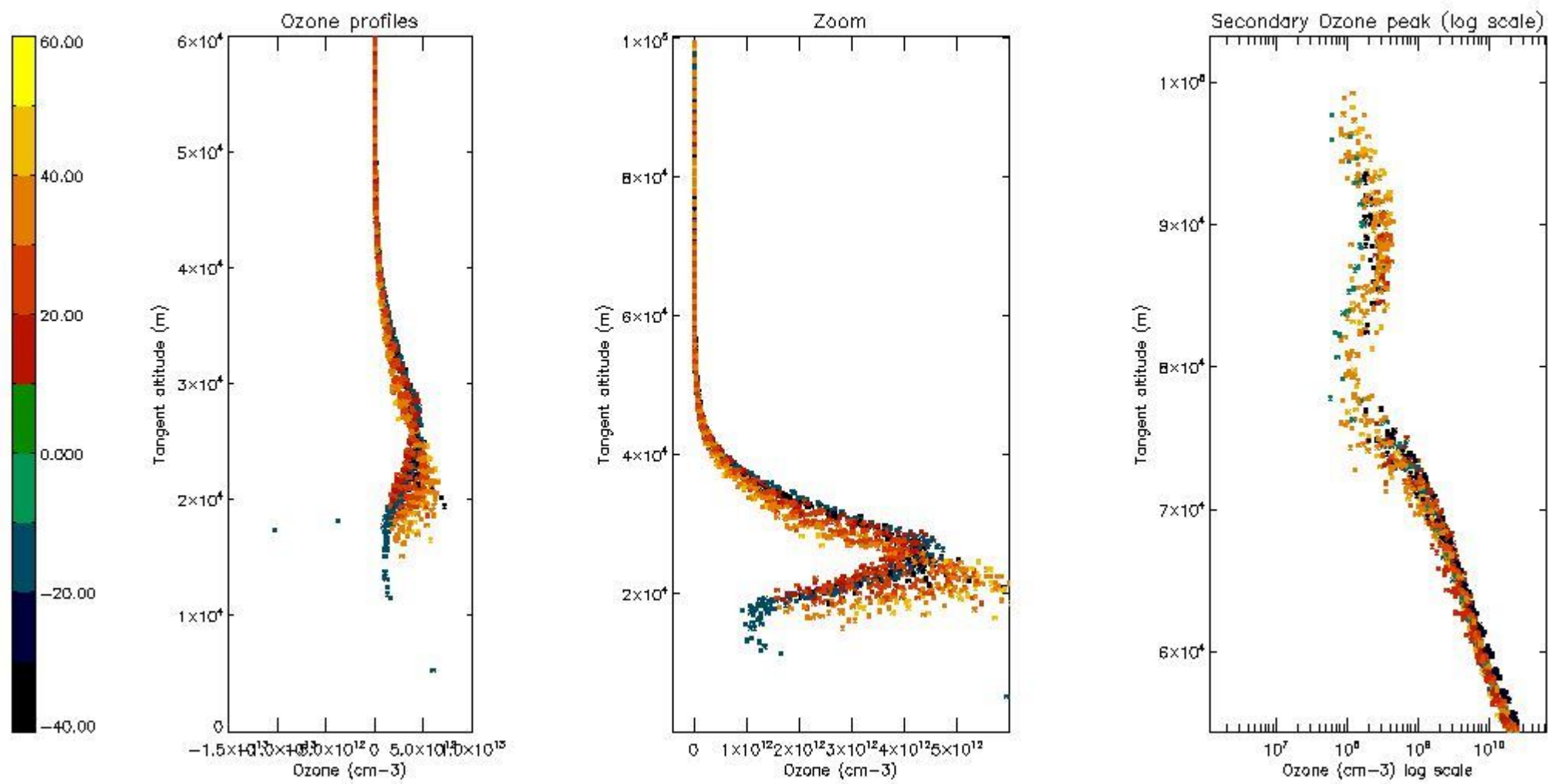
The colorbar represents the latitude.



5.3 Plot ozone profiles where STD < 20% (dark without errors)

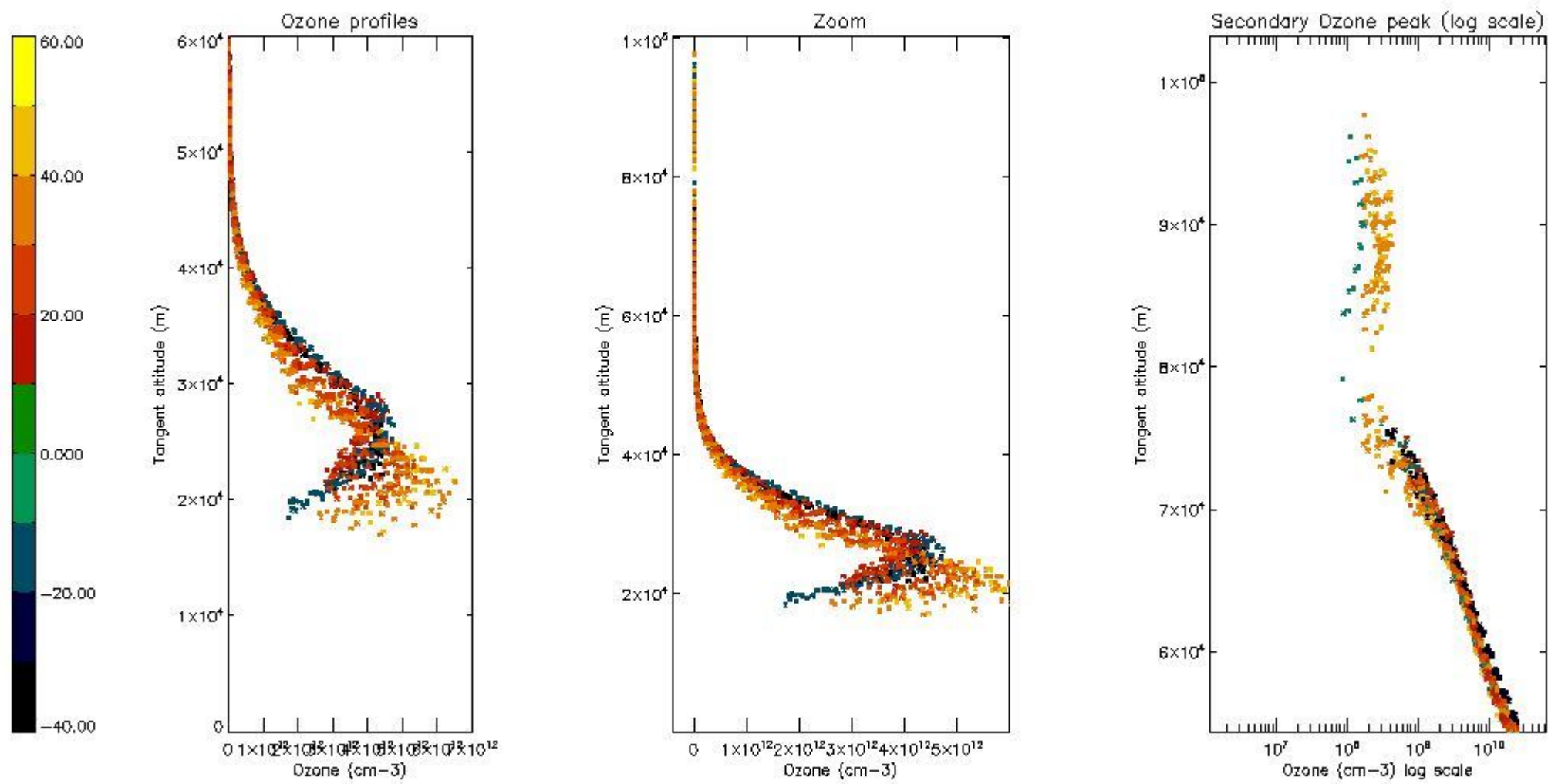
The colorbar represents the latitude.





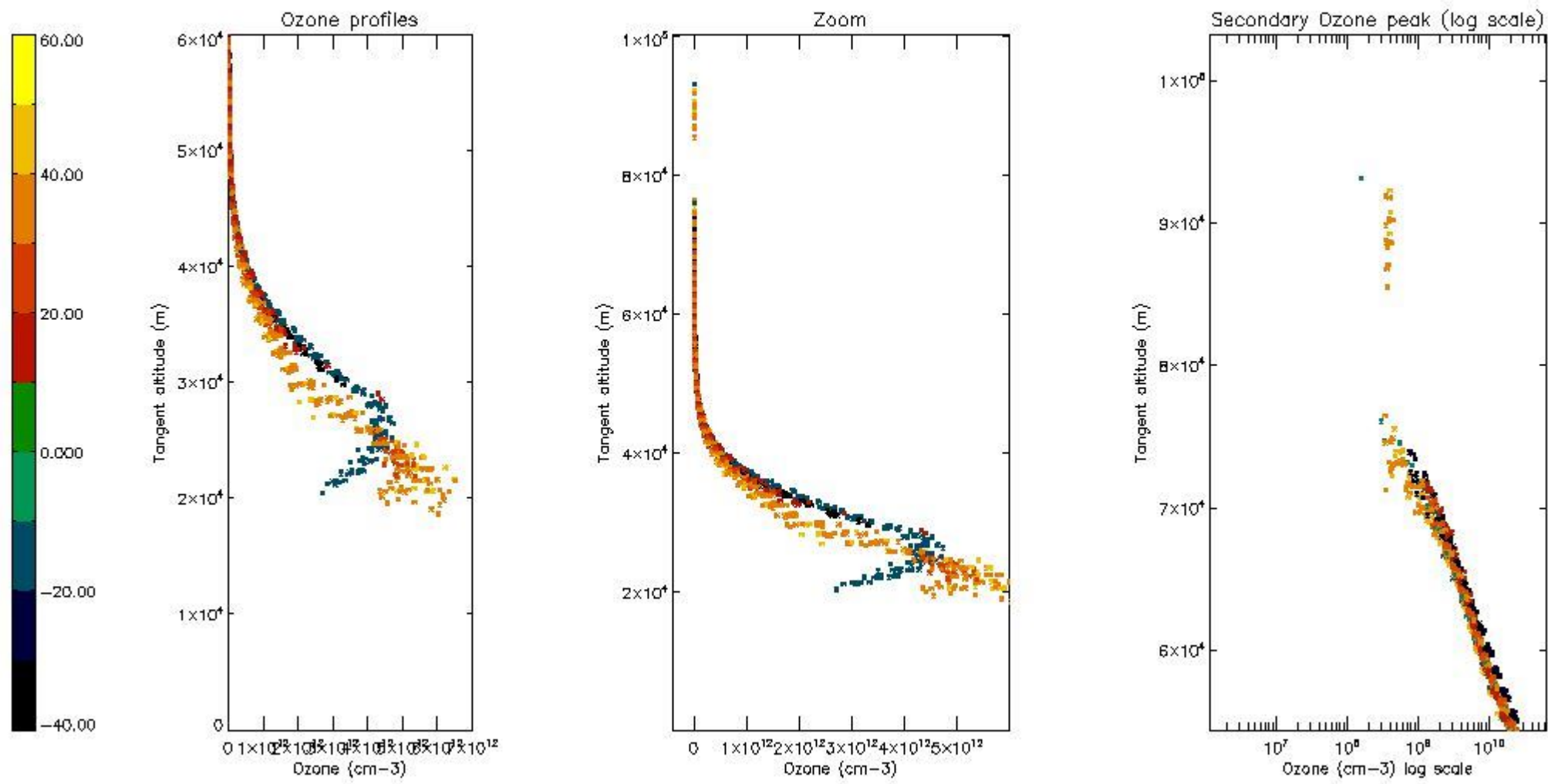
*5.4 Plot ozone profiles where STD < 10% (dark without errors)*

The colorbar represents the latitude.



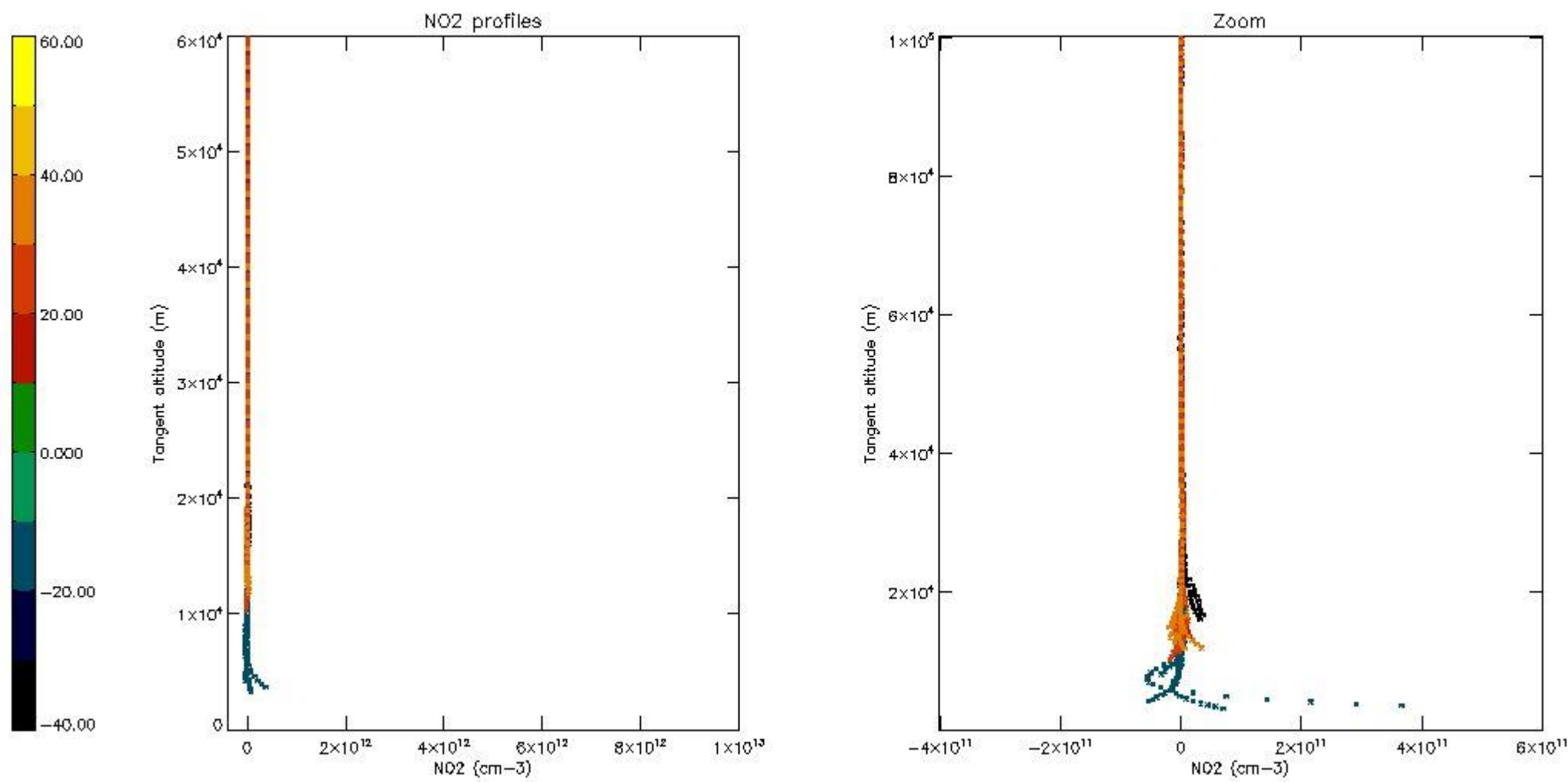
*5.5 Plot ozone profiles where STD < 5% (dark without errors)*

The colorbar represents the latitude.



*5.6 Plot NO<sub>2</sub> profiles for all STD (dark without errors)*

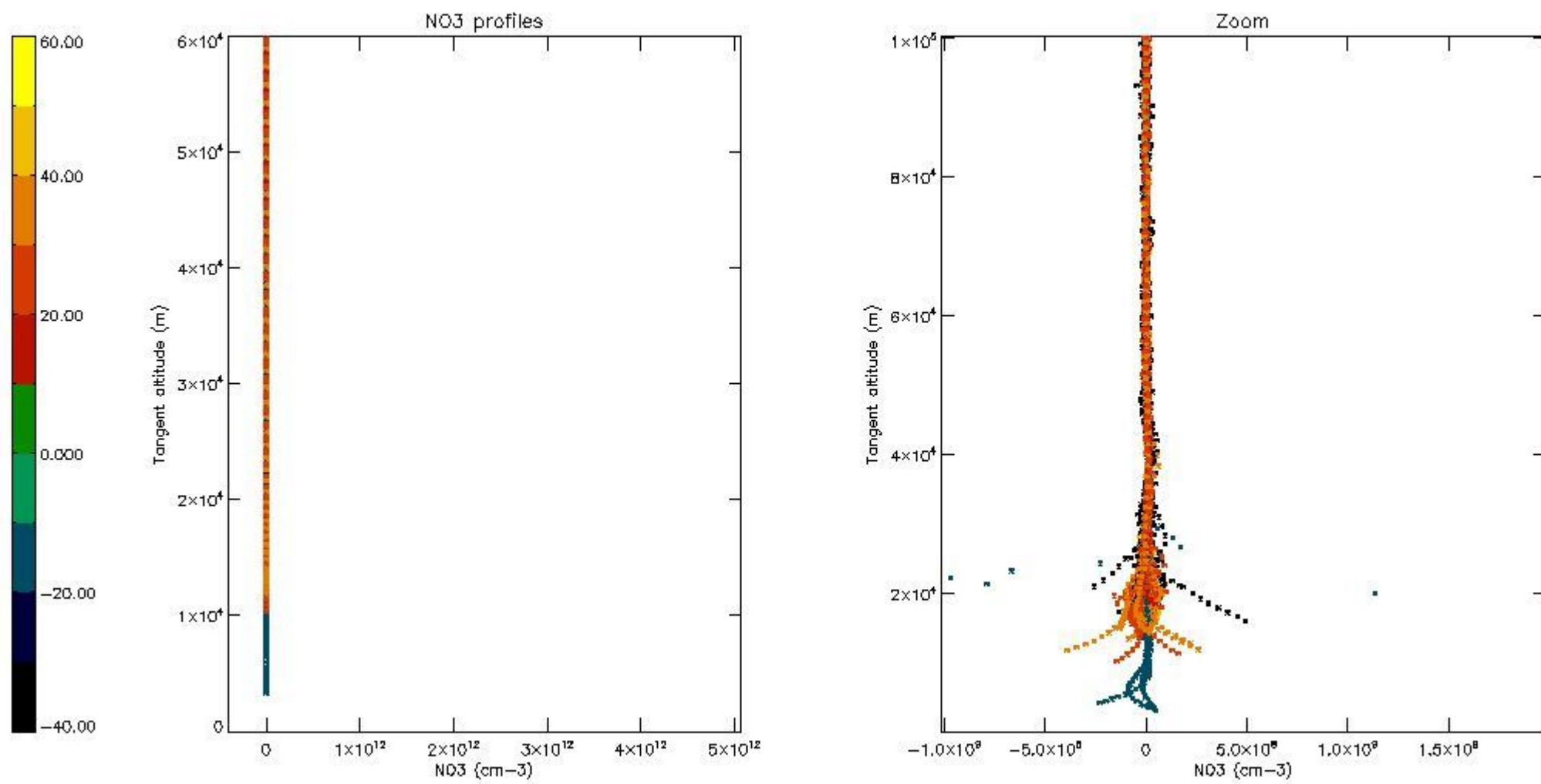
The colorbar represents the latitude.



*5.7 Plot NO3 profiles for all STD (dark without errors)*

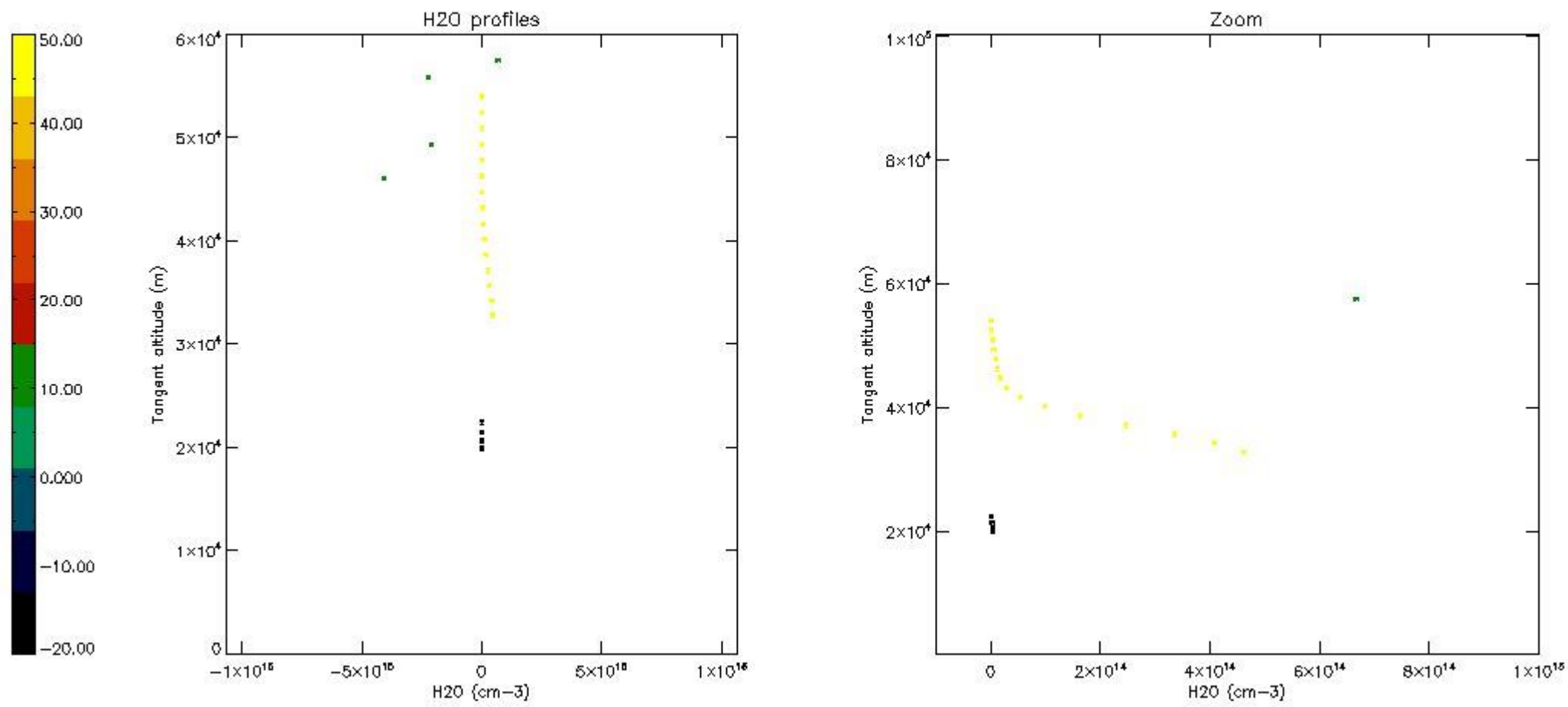
The colorbar represents the latitude.





*5.8 Plot H2O profiles for all STD (only for occultations of stars 1,2,3,4,13,14,16,26,63 dark without errors)*

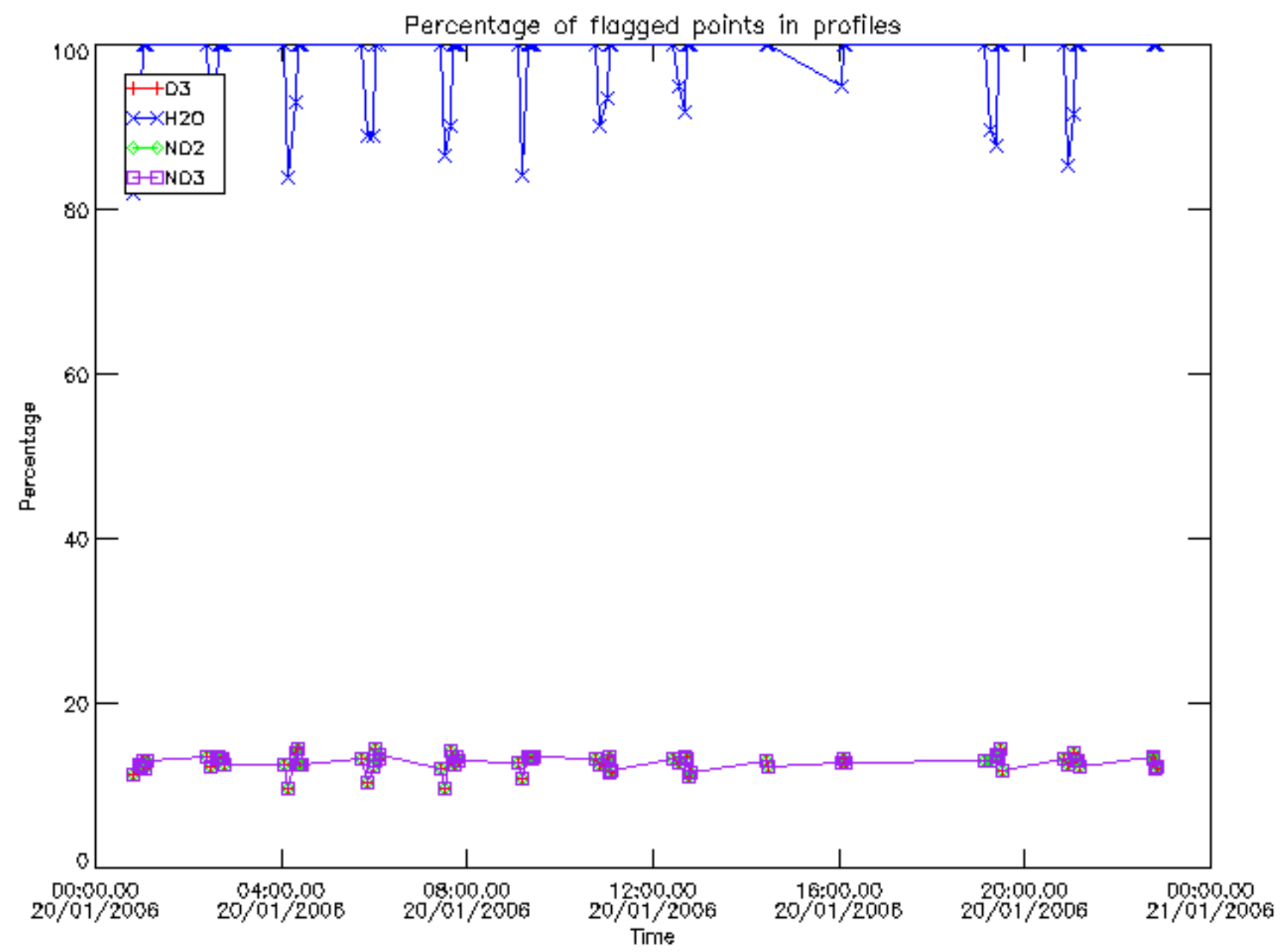
The colorbar represents the latitude.



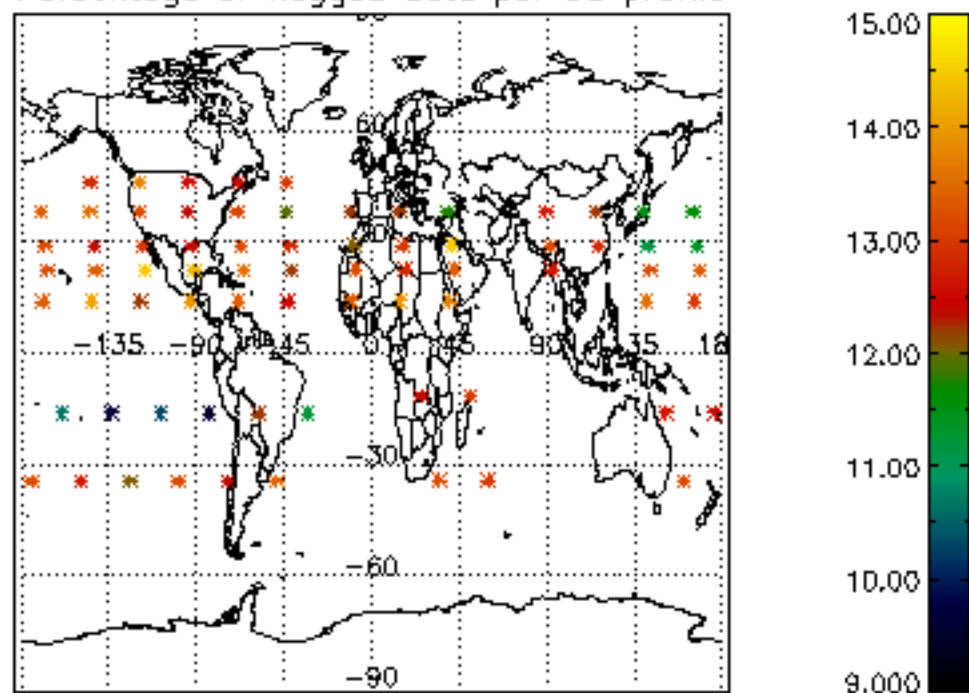
## 6. Auxiliary Data Files used for the production reported in section 2

The number reported in the third column indicates since which file (see list in section 2) the corresponding auxiliary file has been used. The fourth column is the date of those product files.

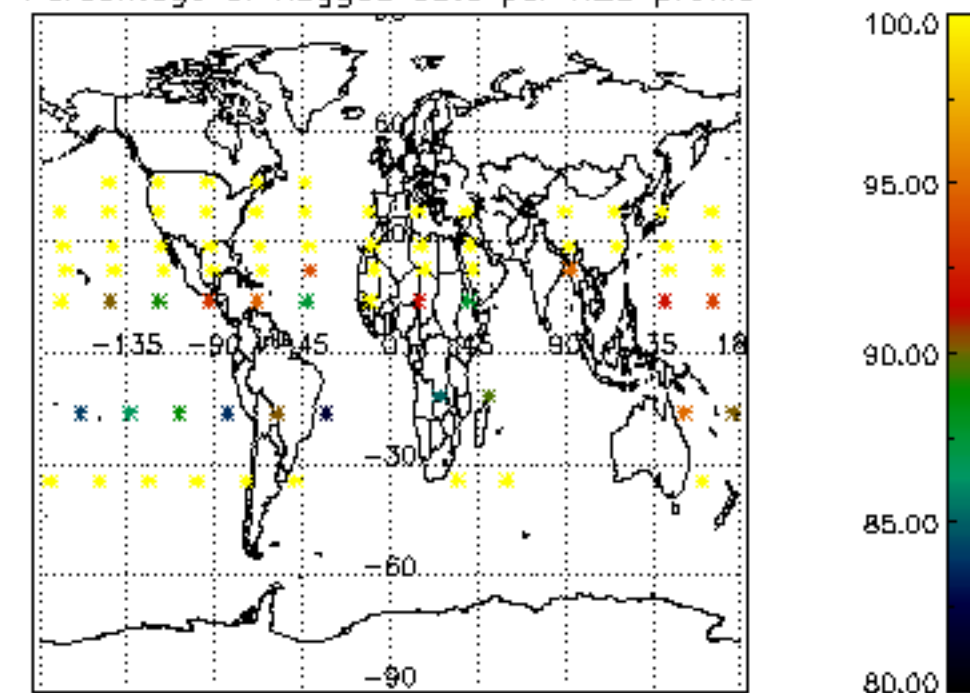
Type	Auxiliary Filename	Used since product	Used since product date
INST_PHYS_CHARACTERISTICS	GOM_INS_AXVIEC20091111_143220_20030716_120000_20500101_000000	1	20-JAN-2006 00:02:41
LEVEL-2_PROC_CONFIG	GOM_PR2_AXVIEC20091111_152718_20020301_000000_20500101_000000	1	20-JAN-2006 00:02:41
CROSS_SECTIONS_FILE	GOM_CRS_AXVIEC20091111_154832_20020301_000000_20500101_000000	1	20-JAN-2006 00:02:41



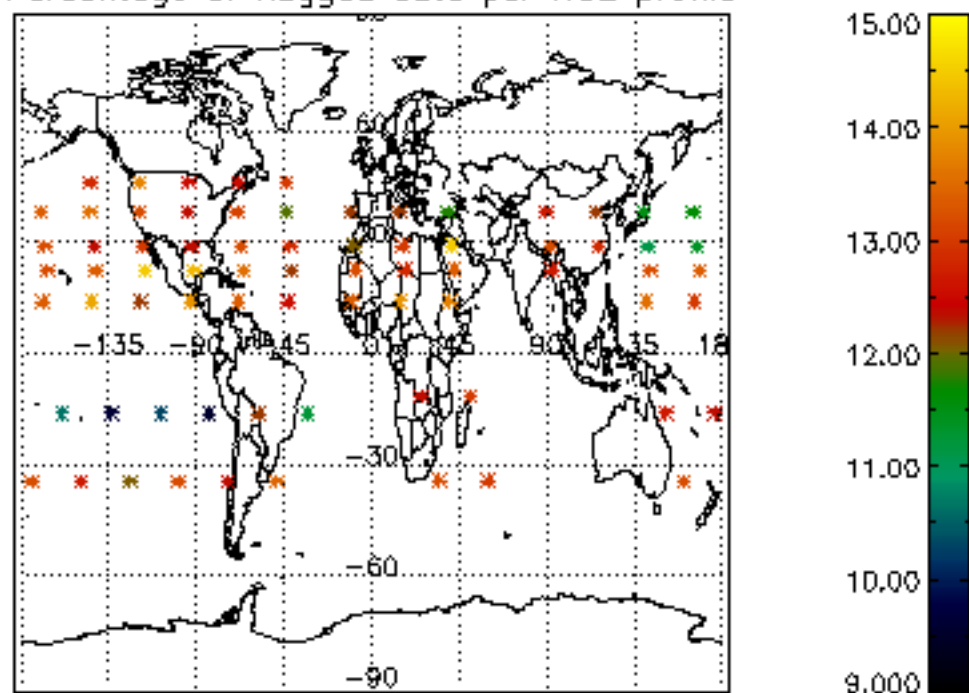
Percentage of flagged data per D3 profile



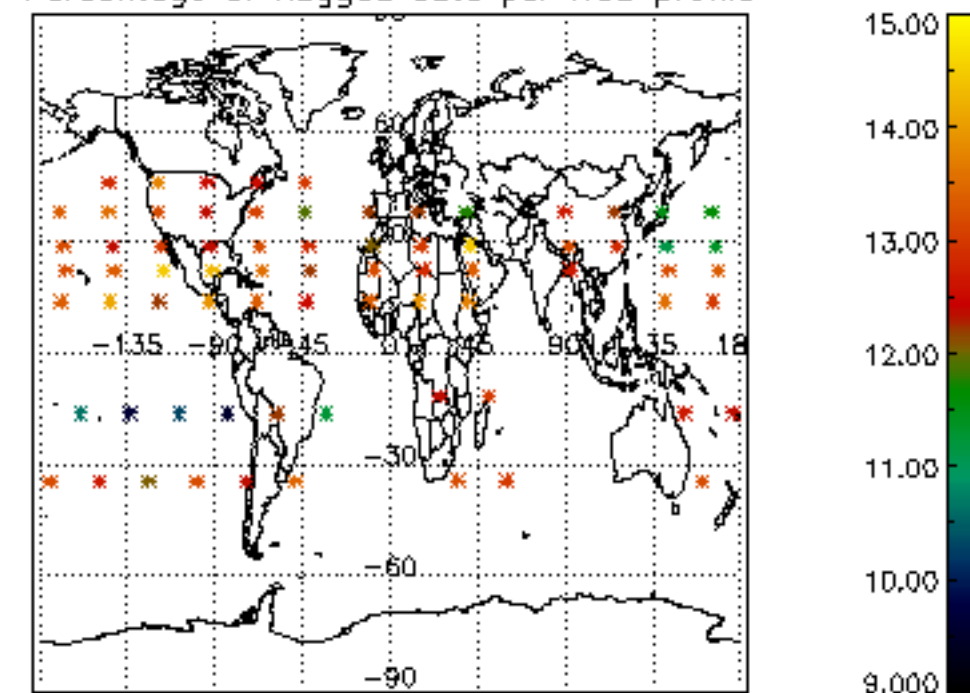
Percentage of flagged data per H2O profile



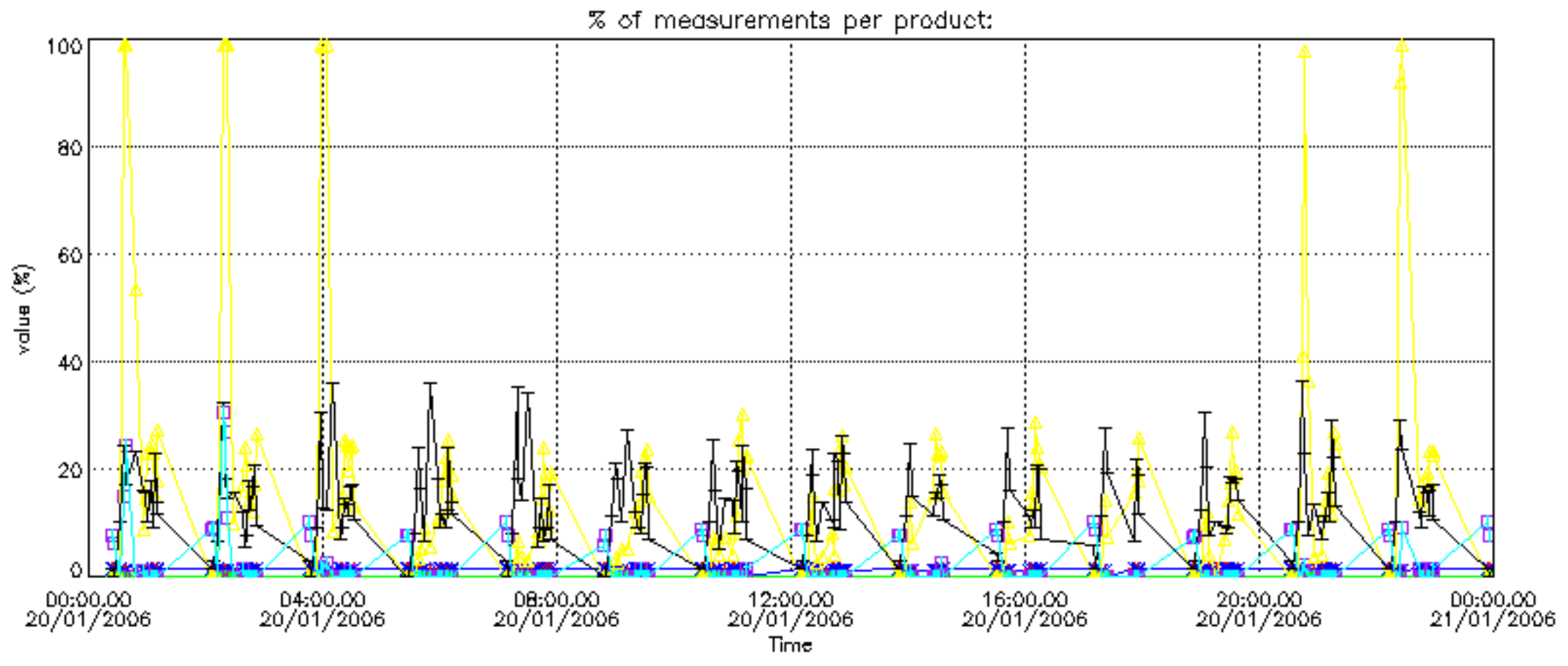
Percentage of flagged data per NO2 profile

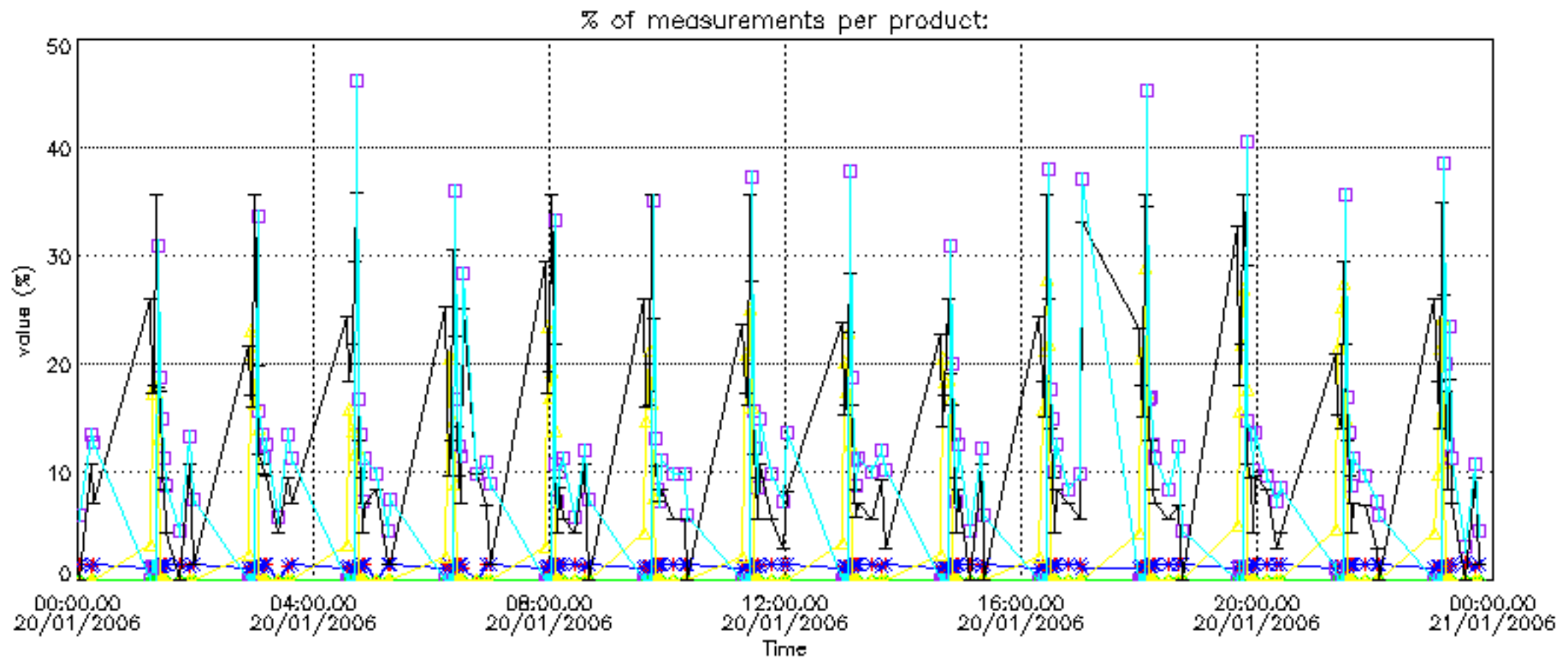


Percentage of flagged data per NO3 profile

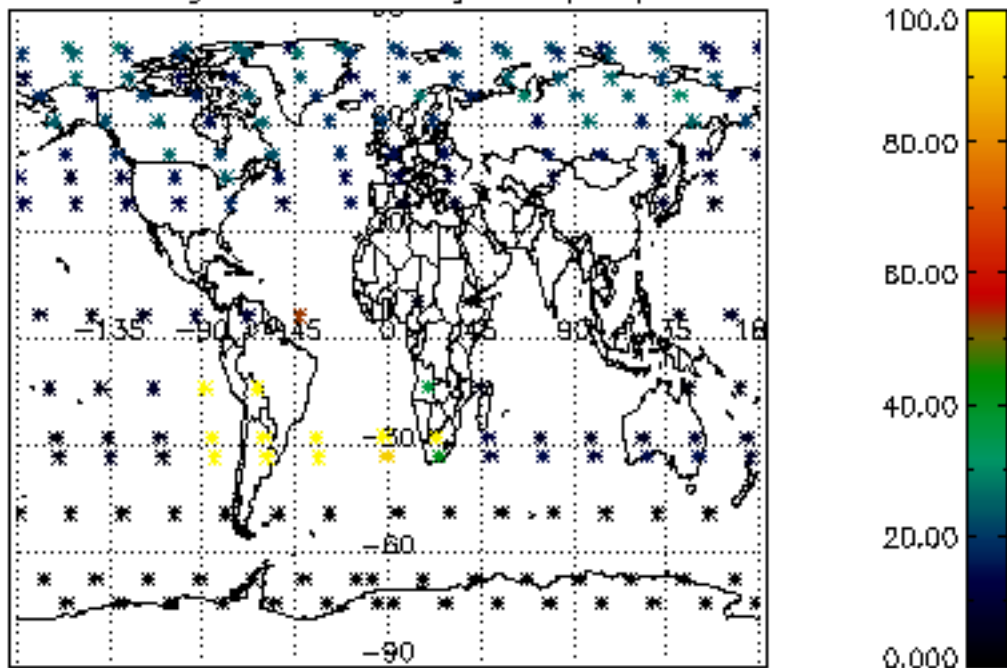




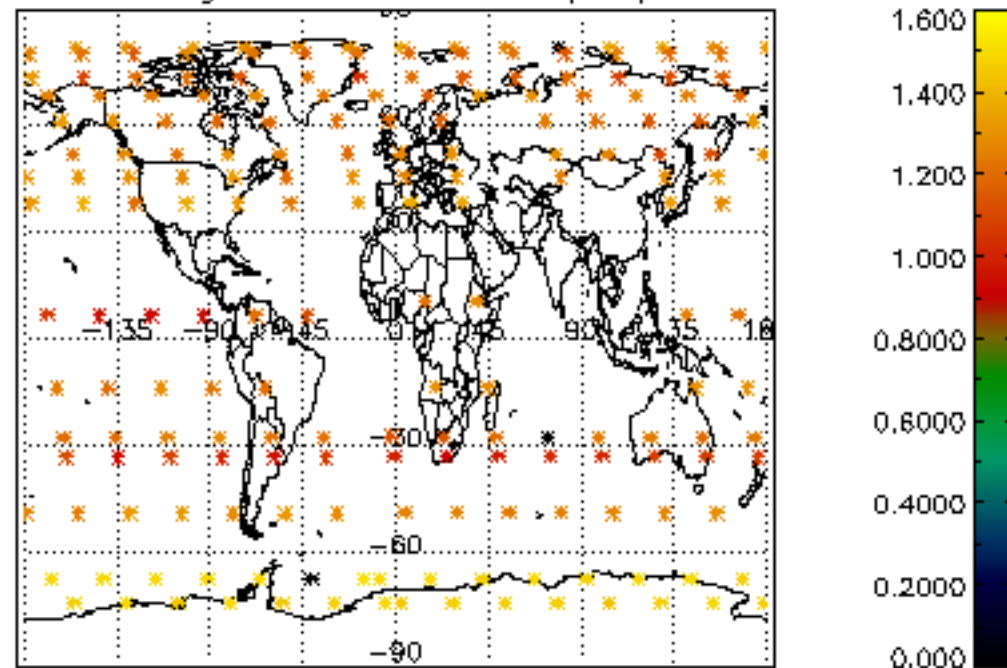




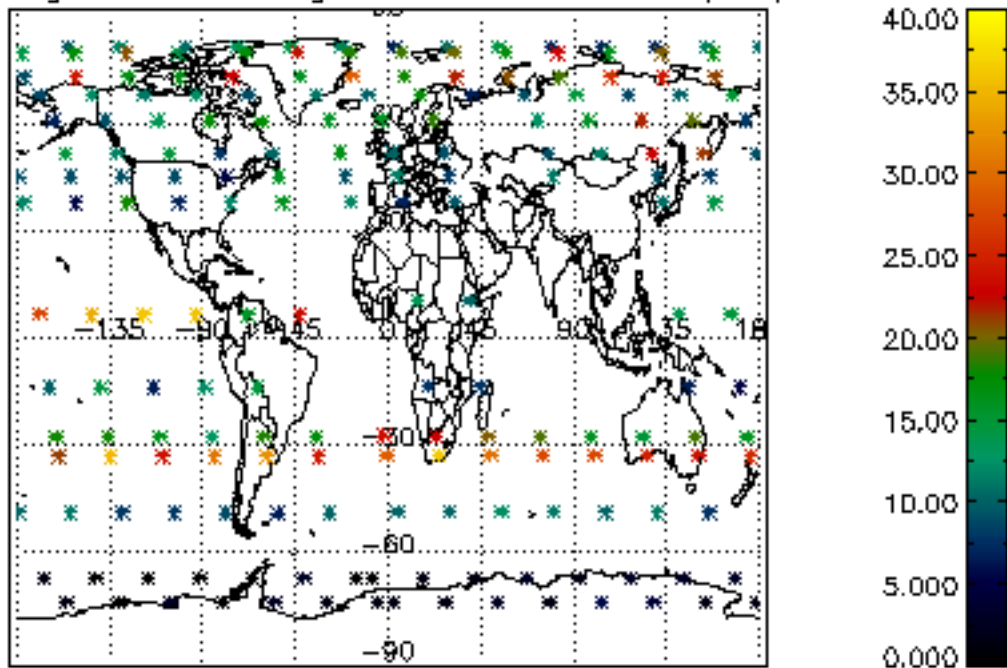
Percentage of cosmic ray hits per profile



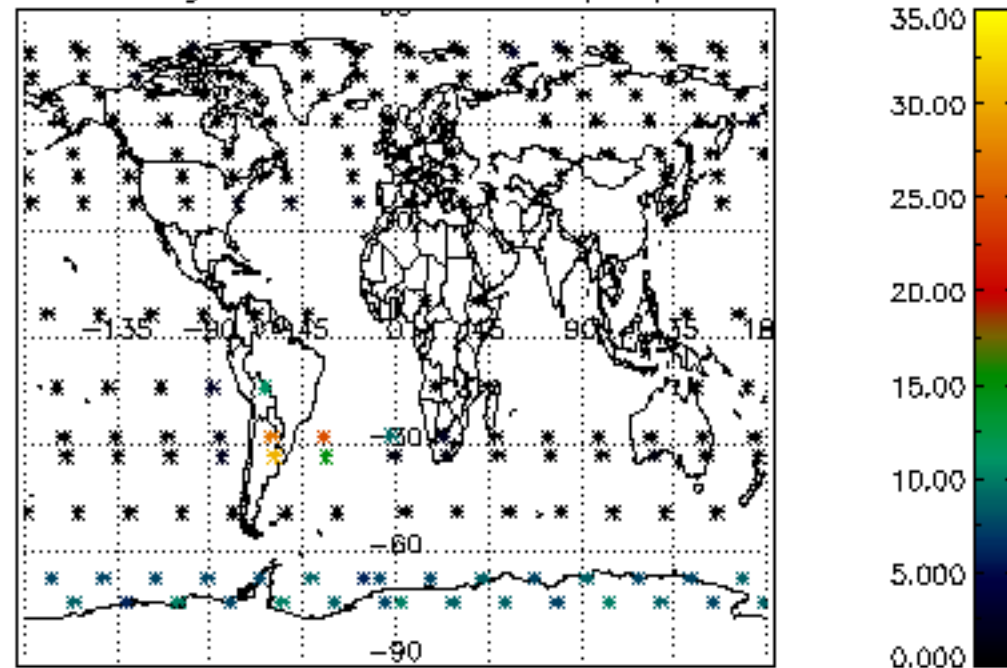
Percentage of datation errors per profile



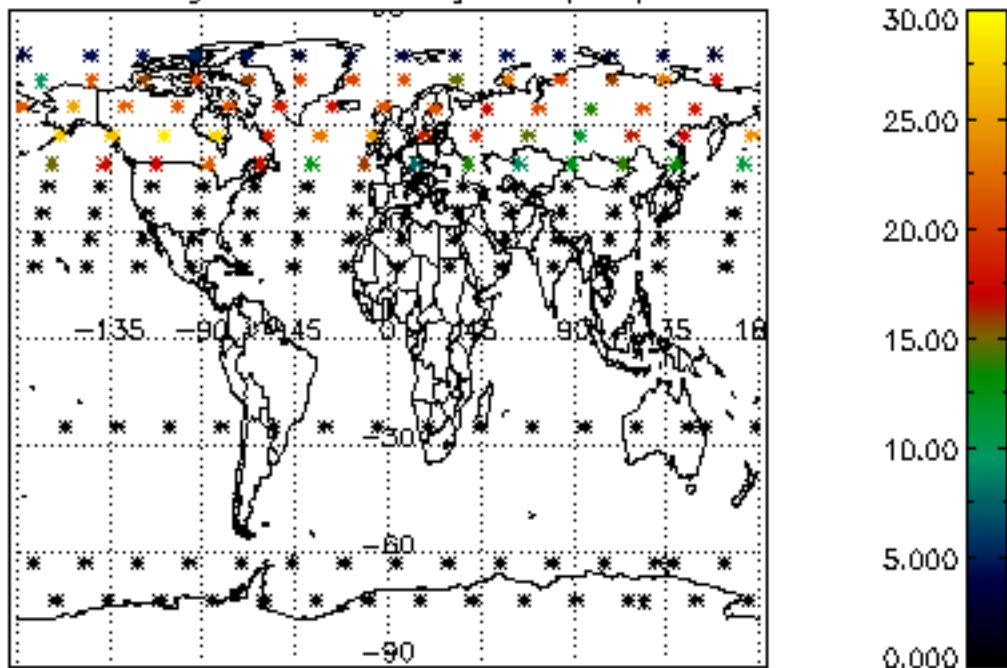
Percentage of star falling outside central band per profile



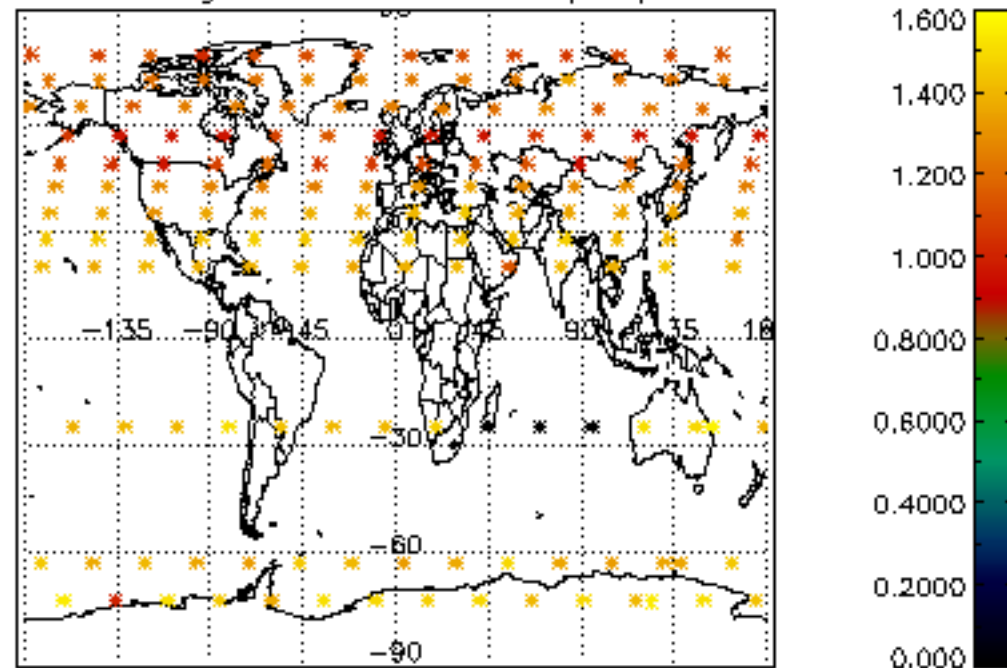
Percentage of saturation errors per profile



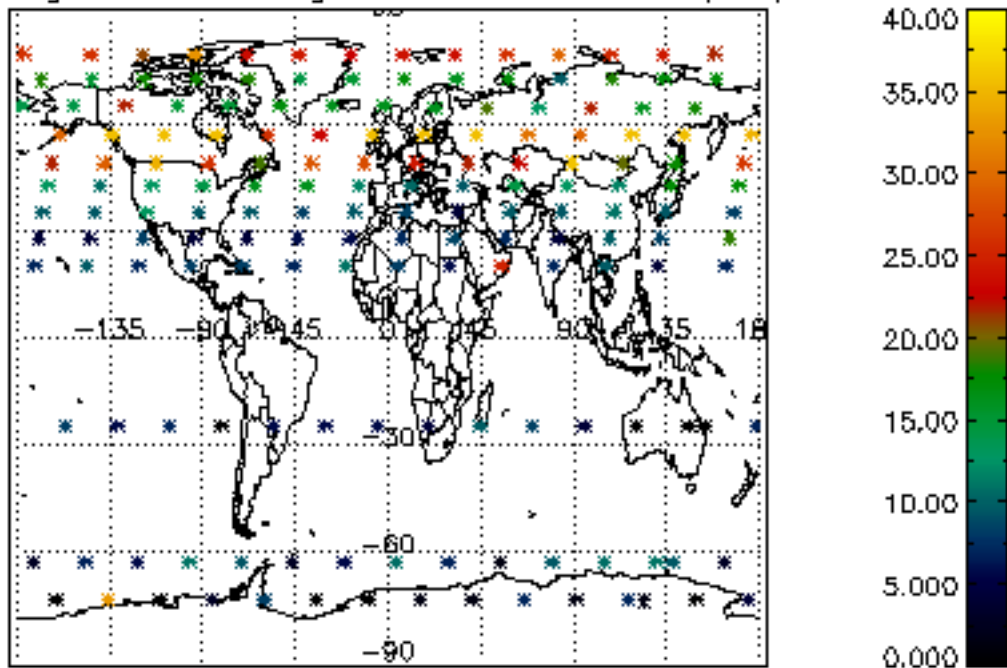
Percentage of cosmic ray hits per profile



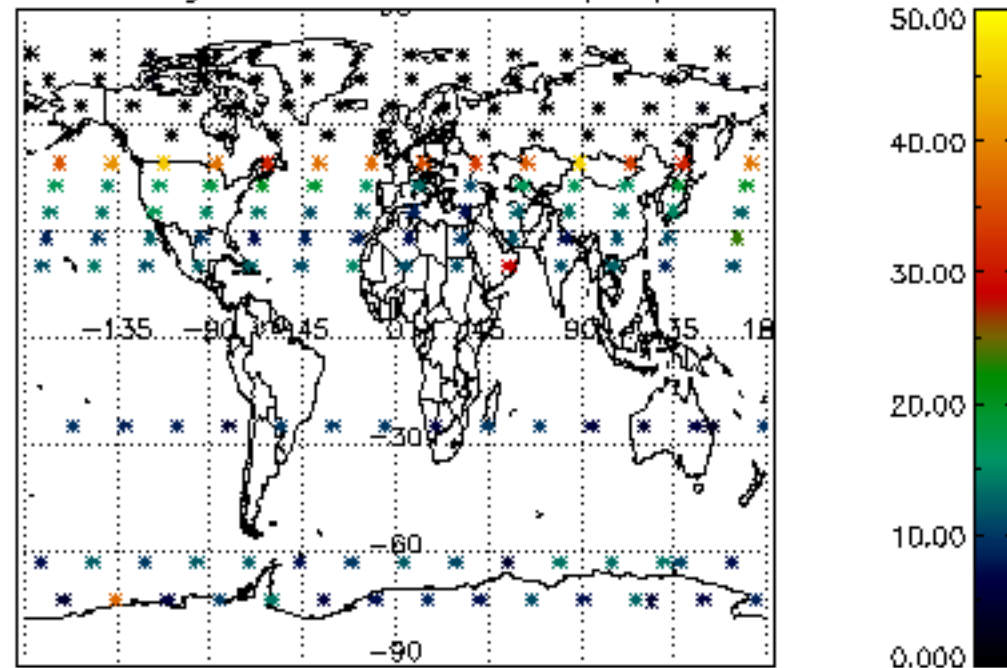
Percentage of datation errors per profile



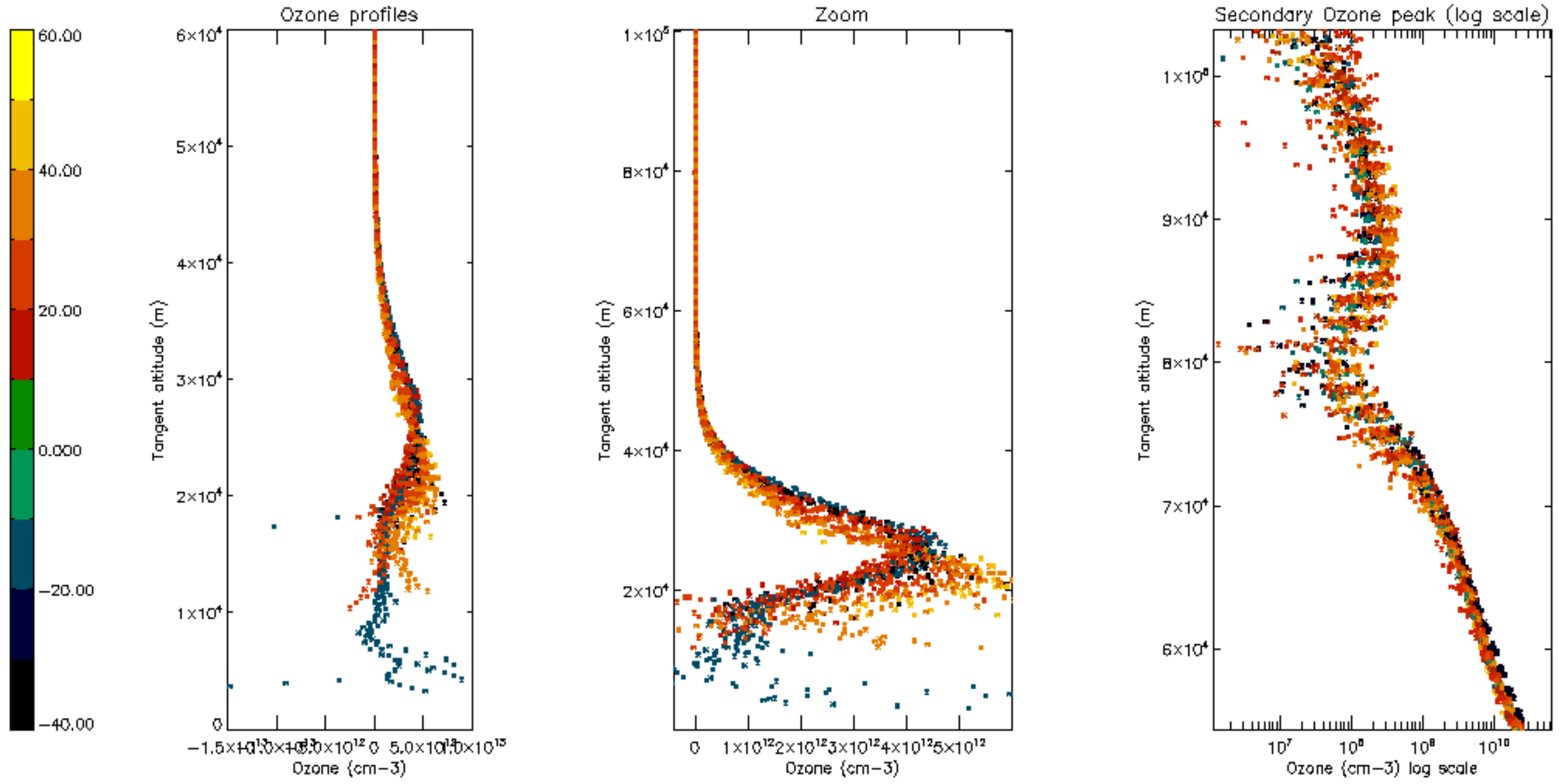
Percentage of star falling outside central band per profile

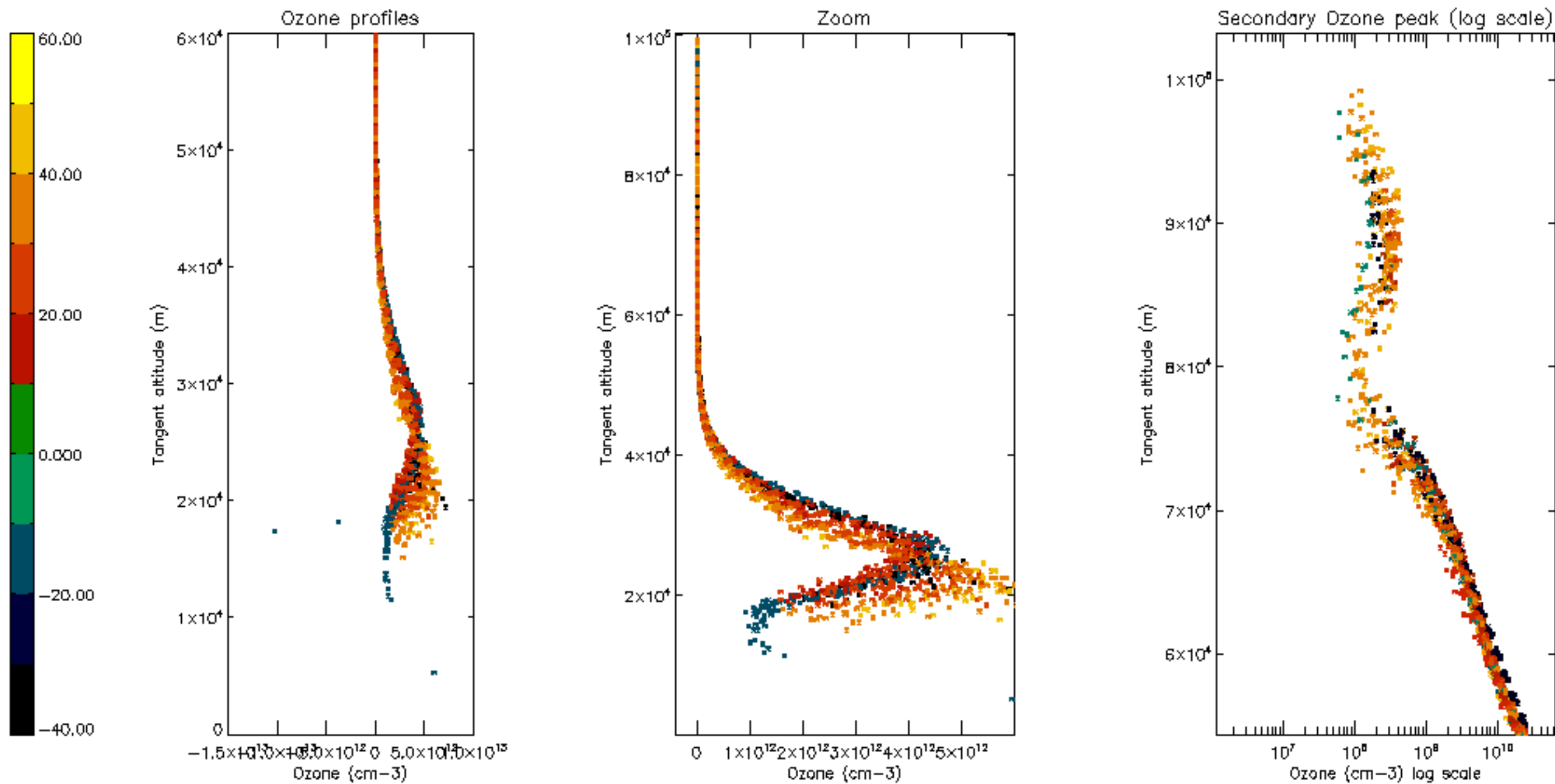


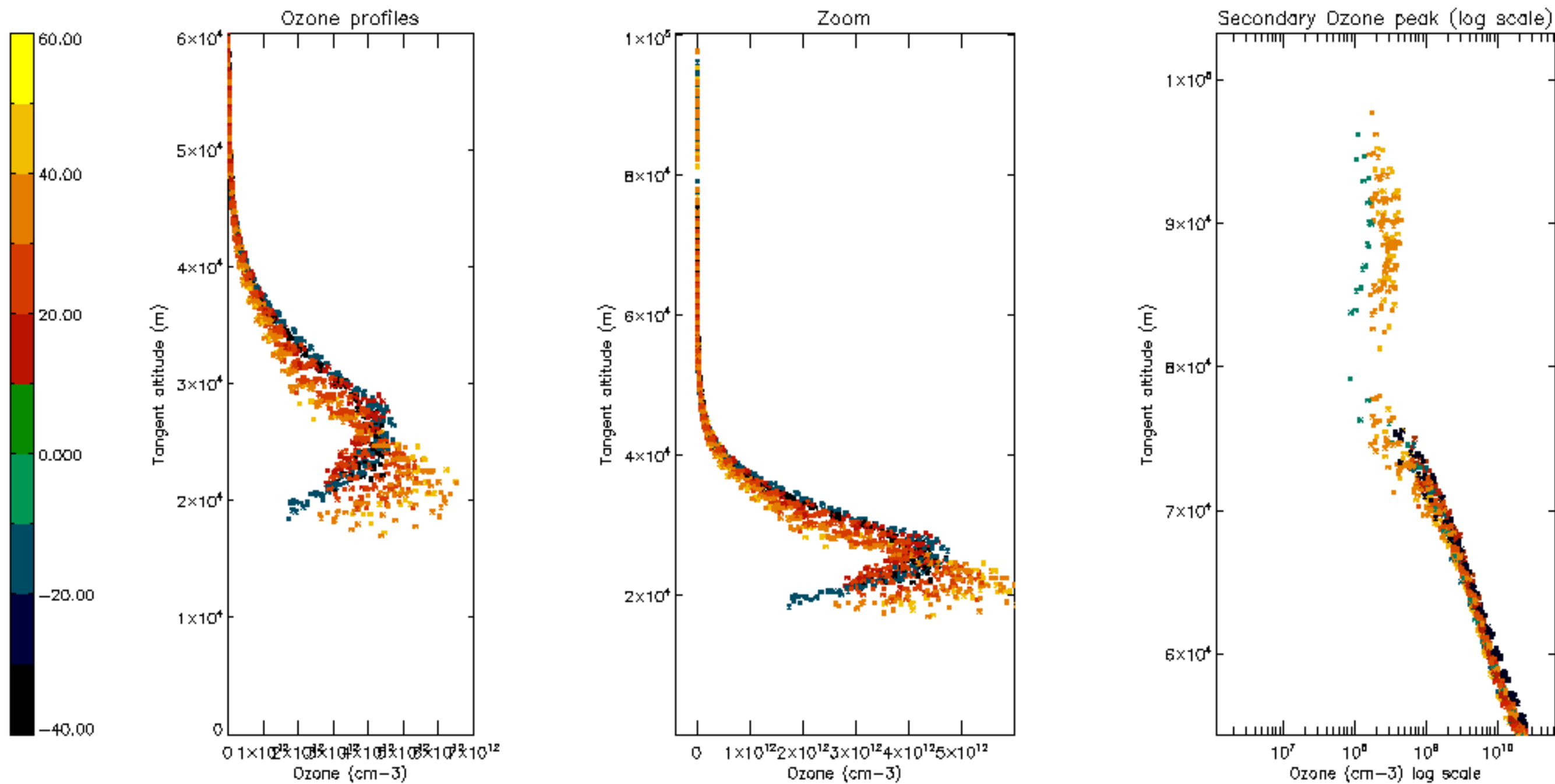
Percentage of saturation errors per profile

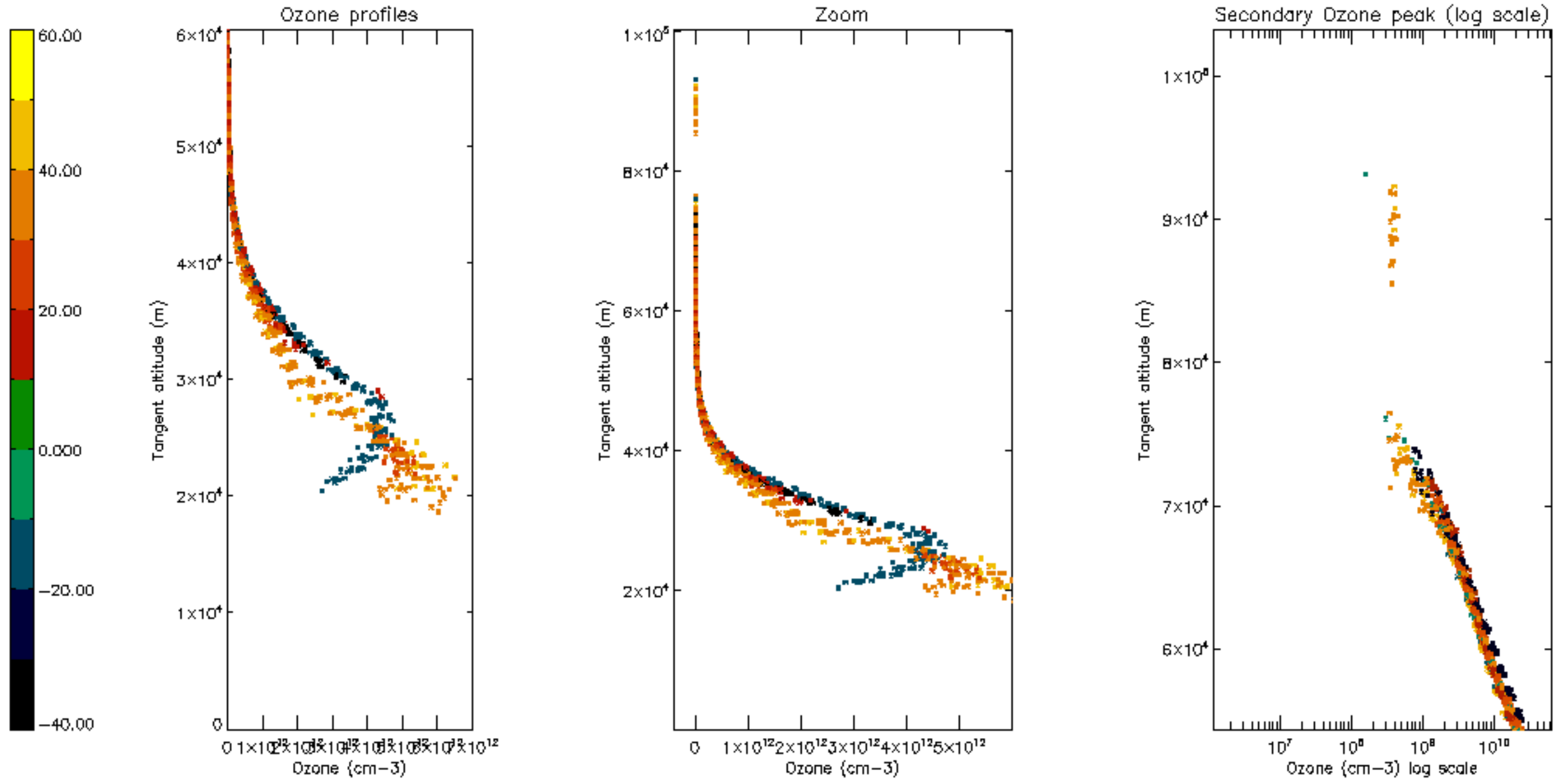




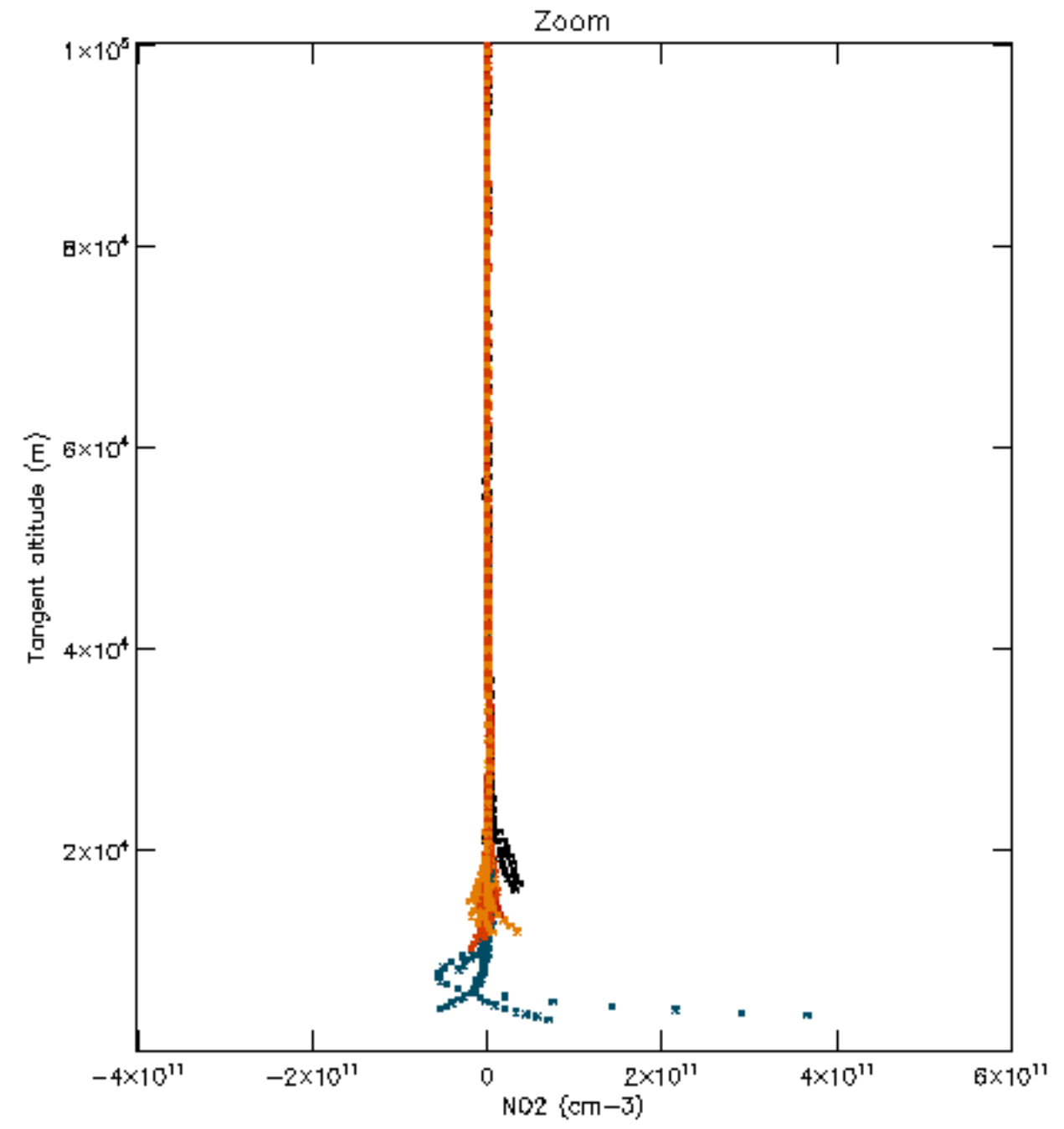
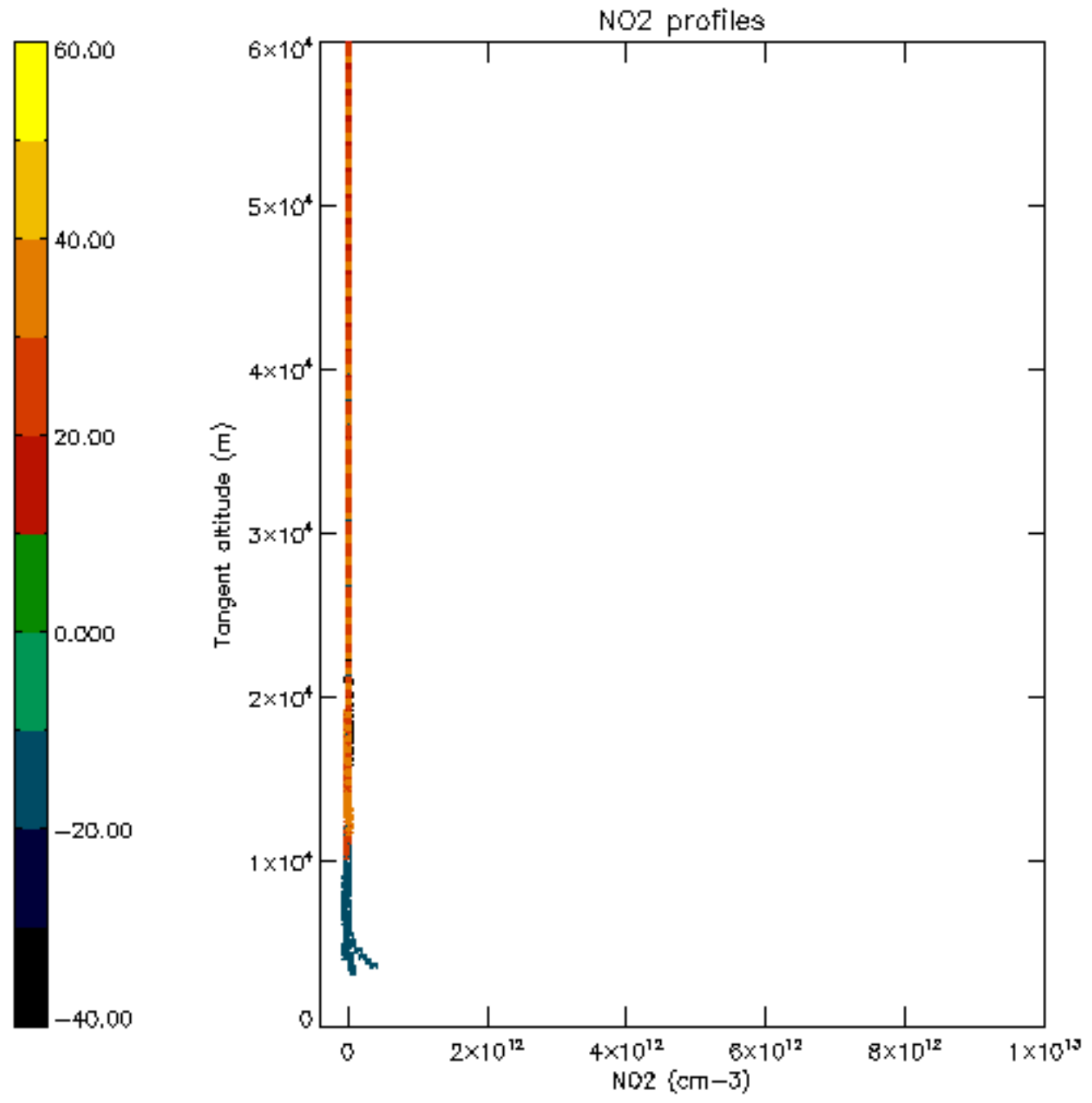


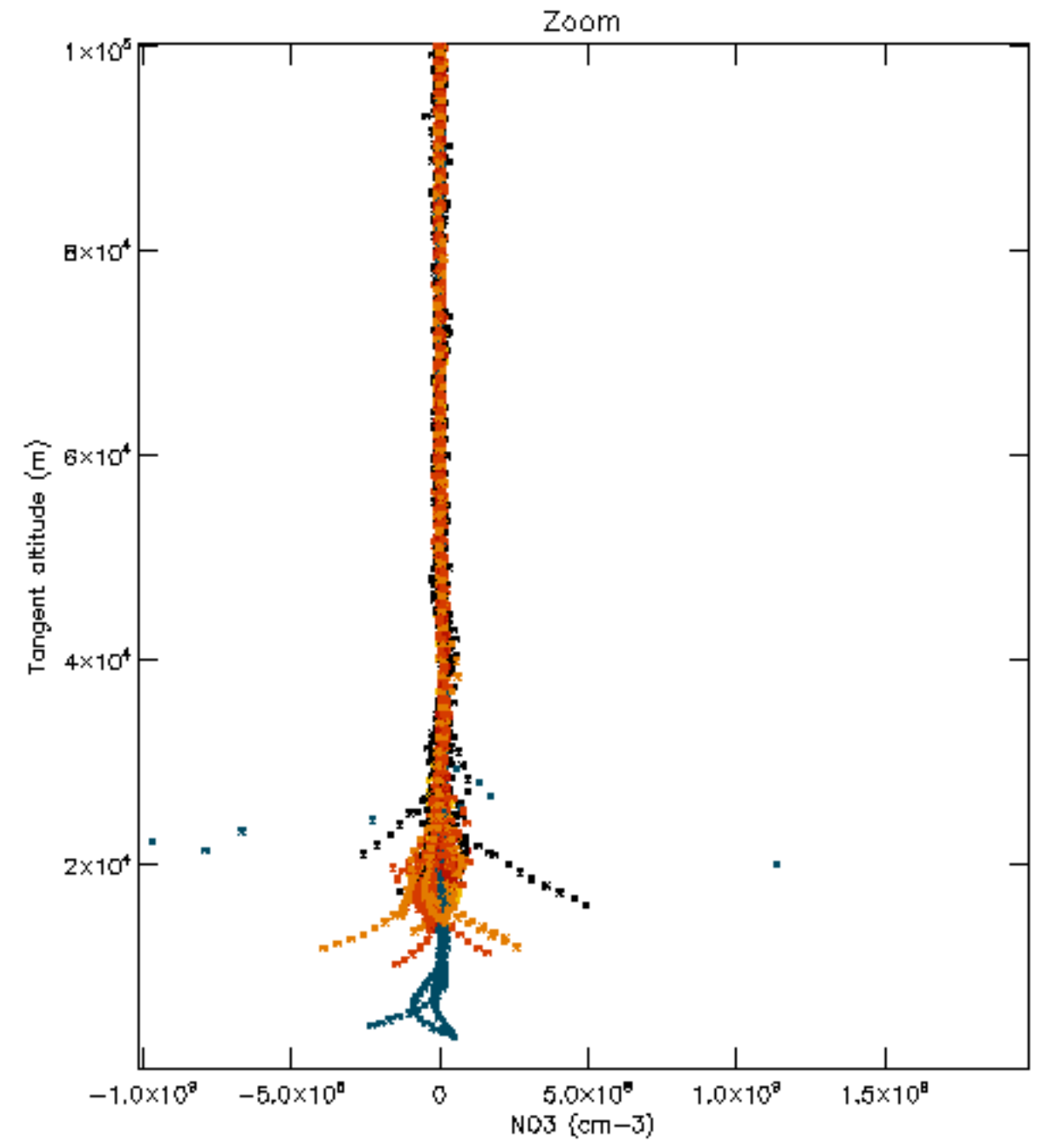
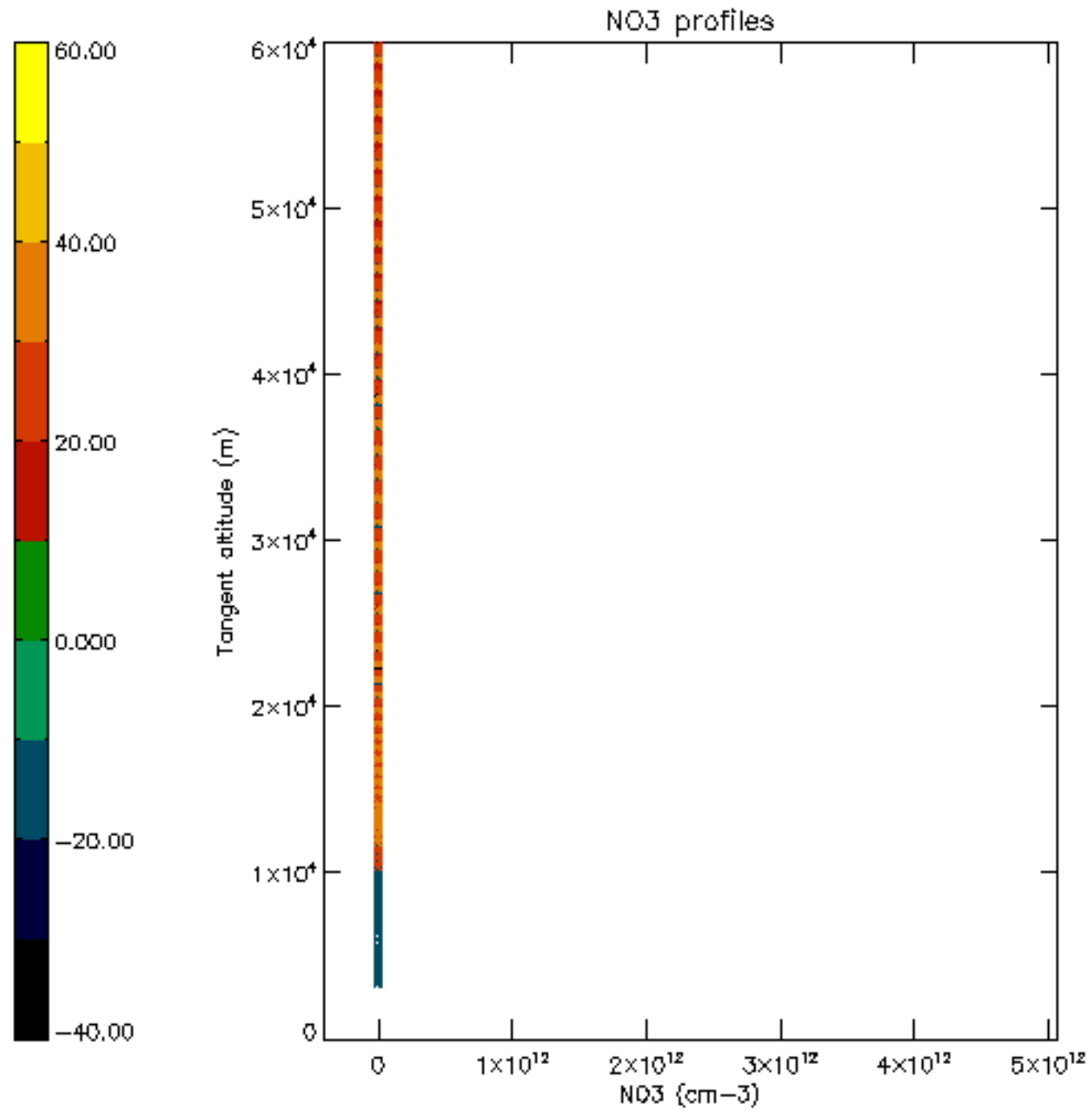


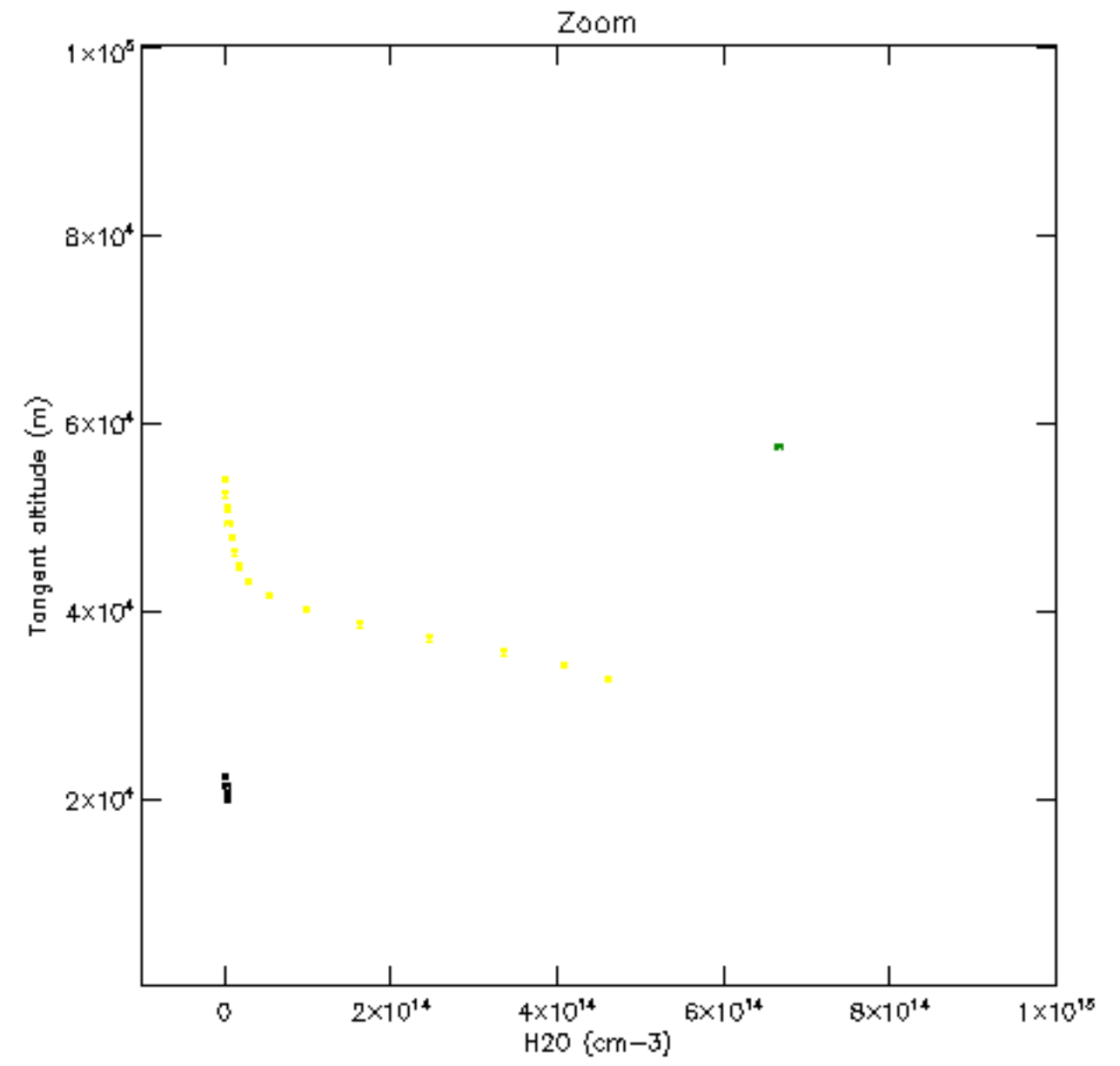
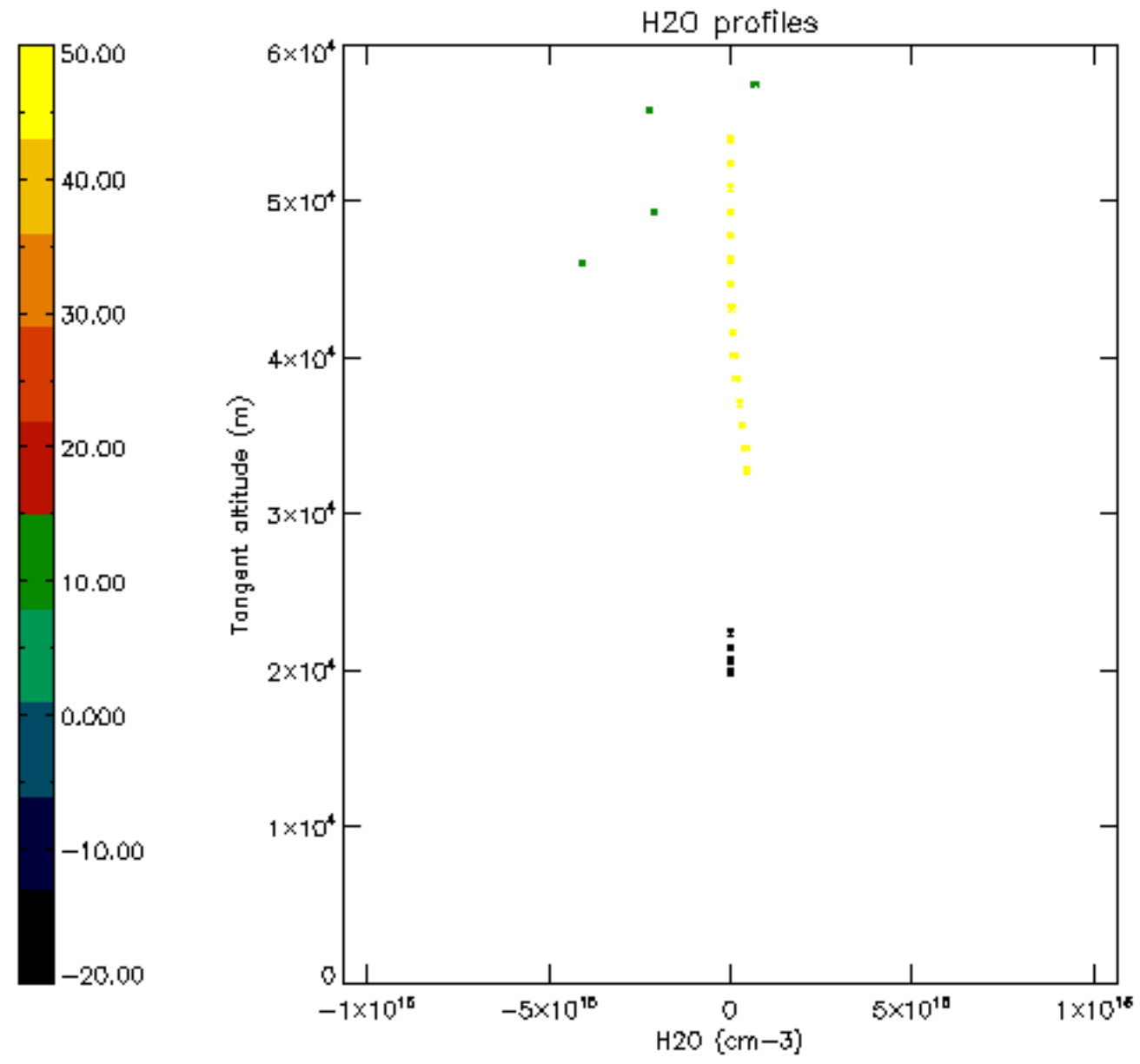


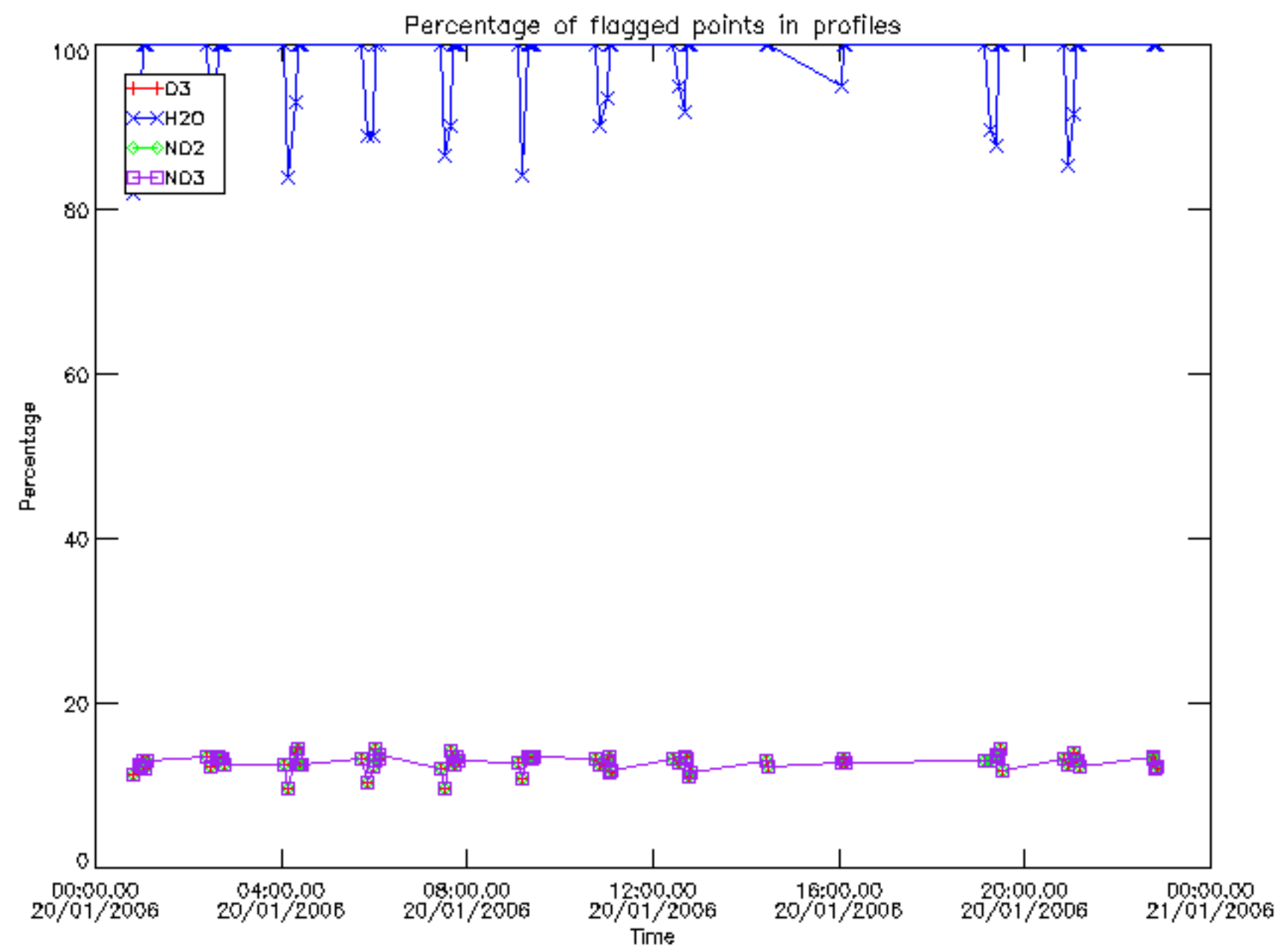






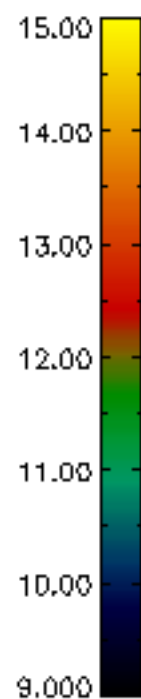
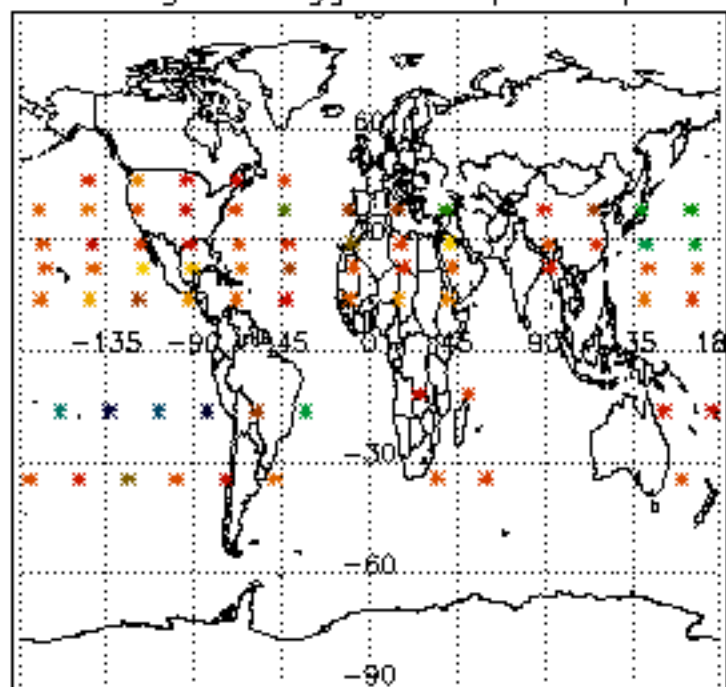




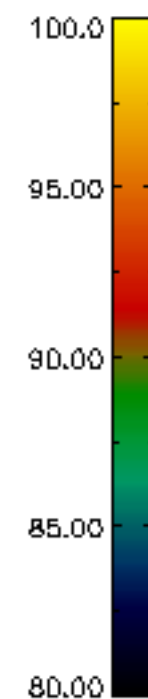
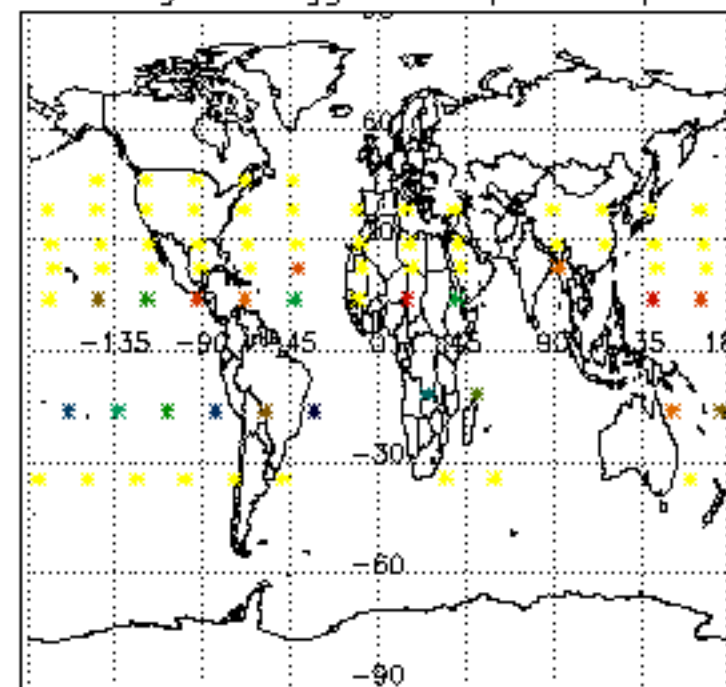




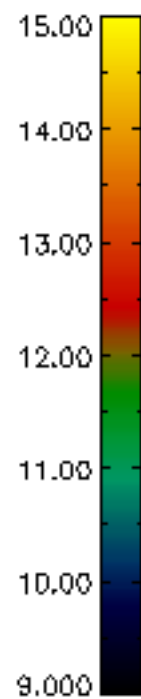
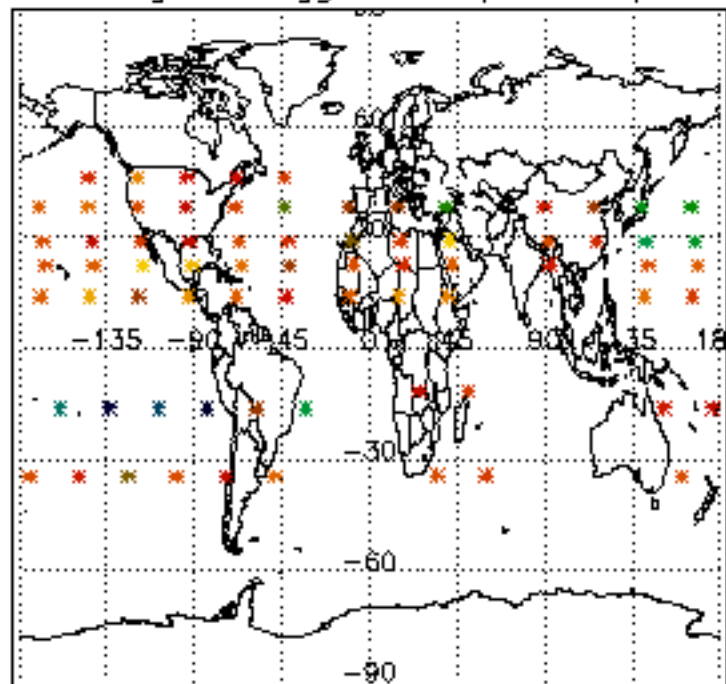
Percentage of flagged data per D3 profile



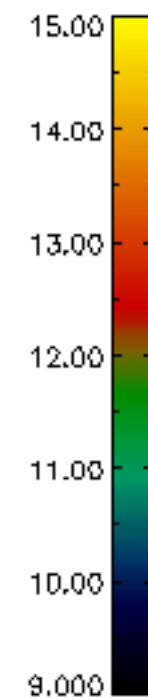
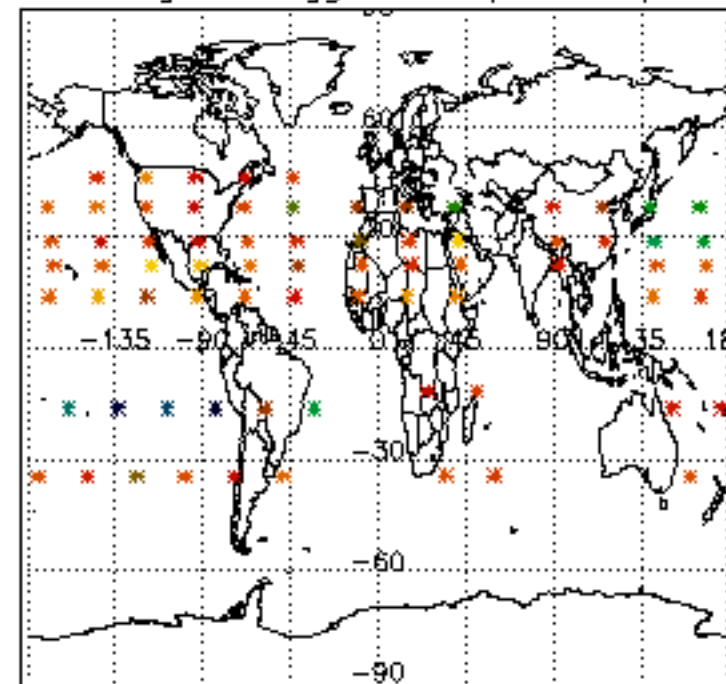
Percentage of flagged data per H2O profile

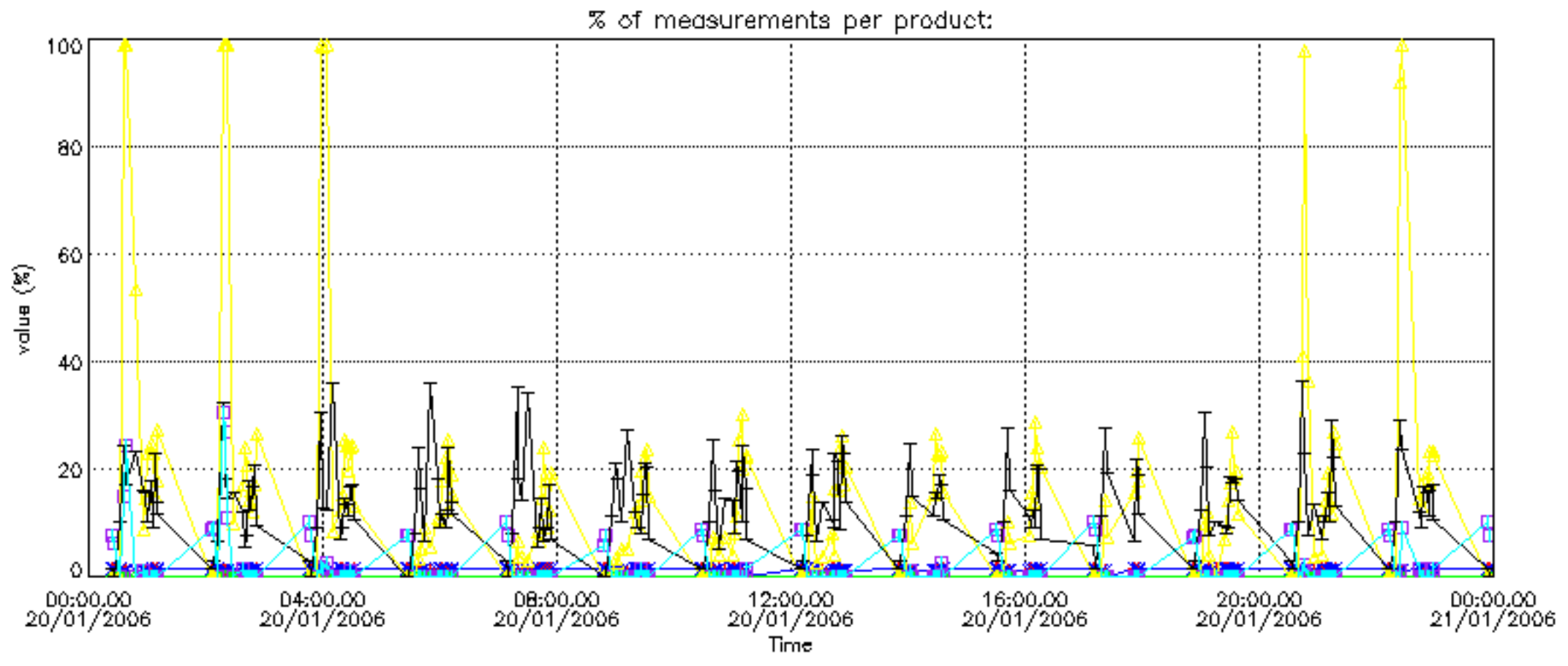


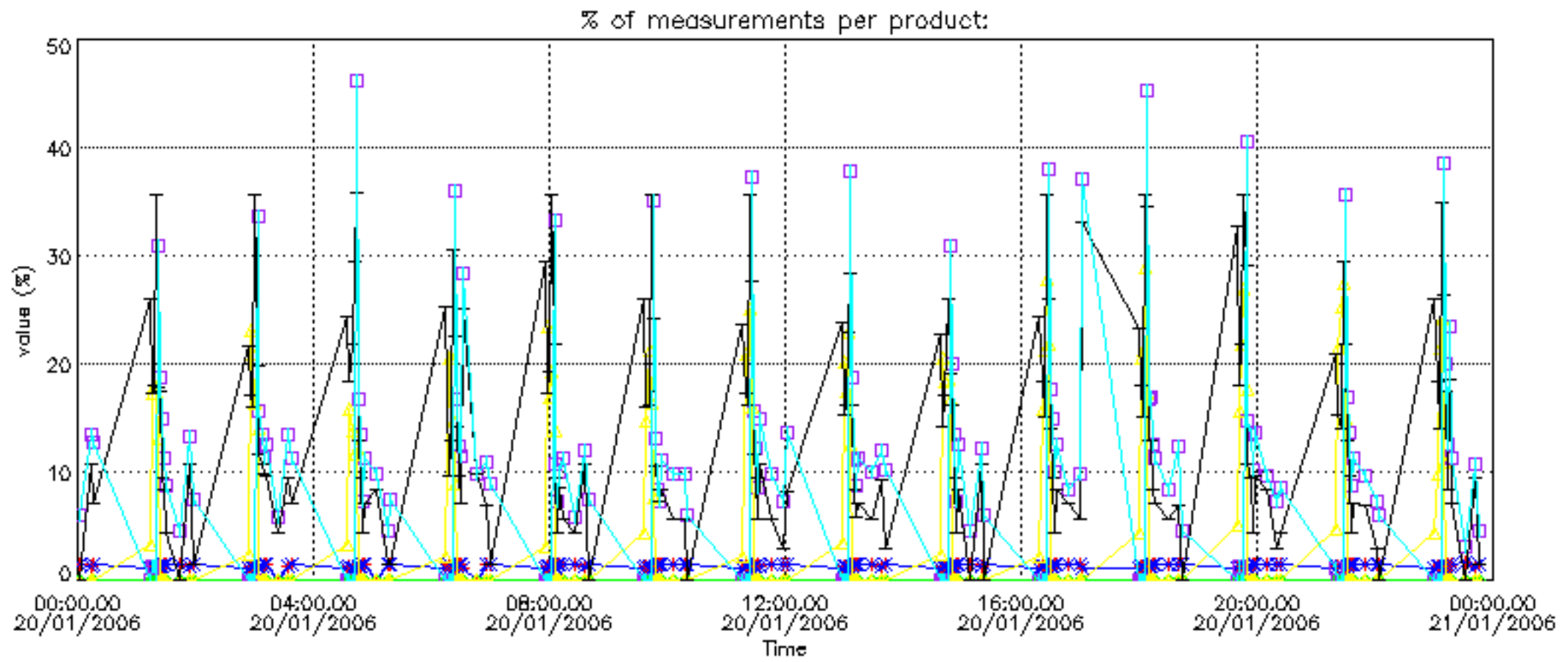
Percentage of flagged data per NO2 profile



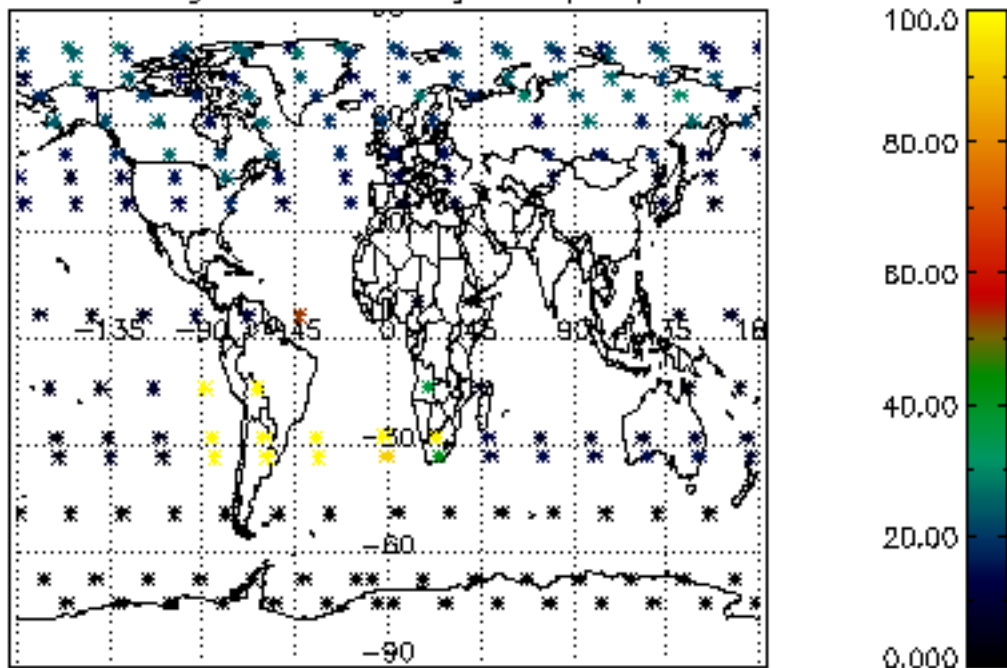
Percentage of flagged data per NO3 profile



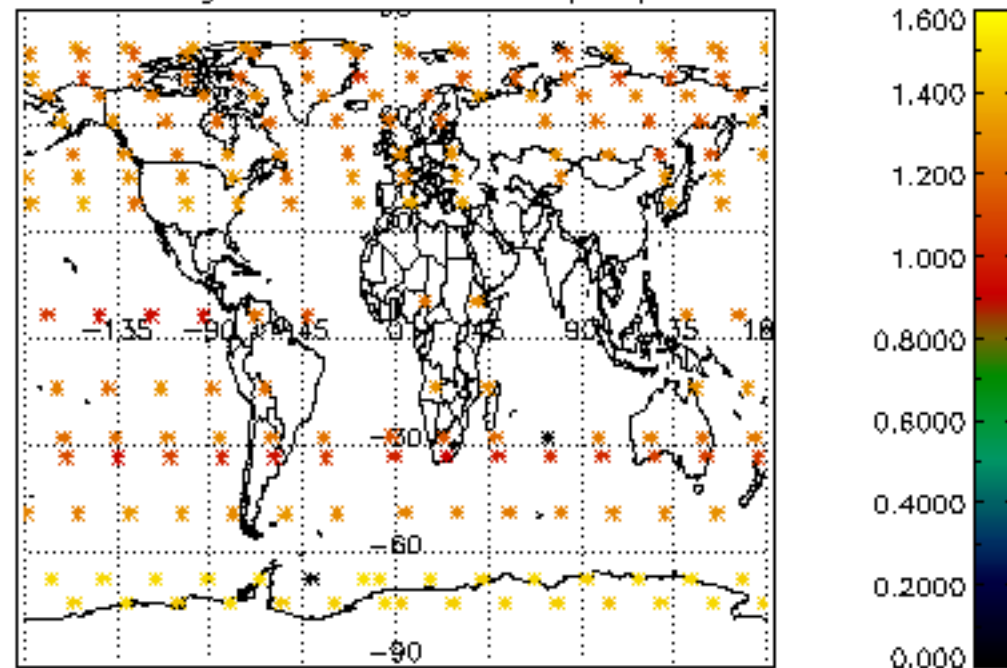




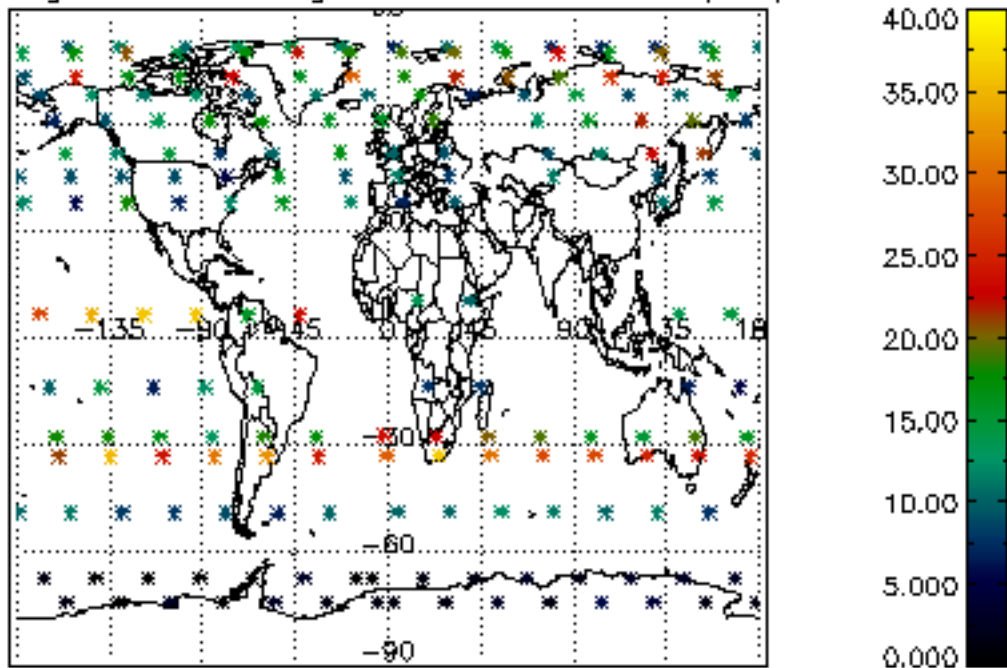
Percentage of cosmic ray hits per profile



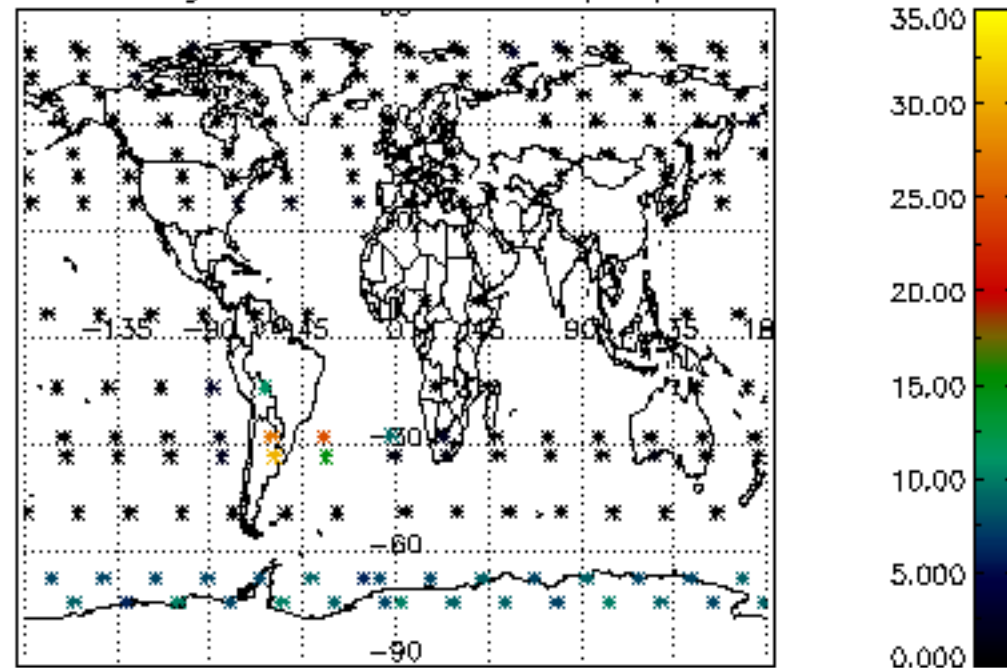
Percentage of datation errors per profile



Percentage of star falling outside central band per profile

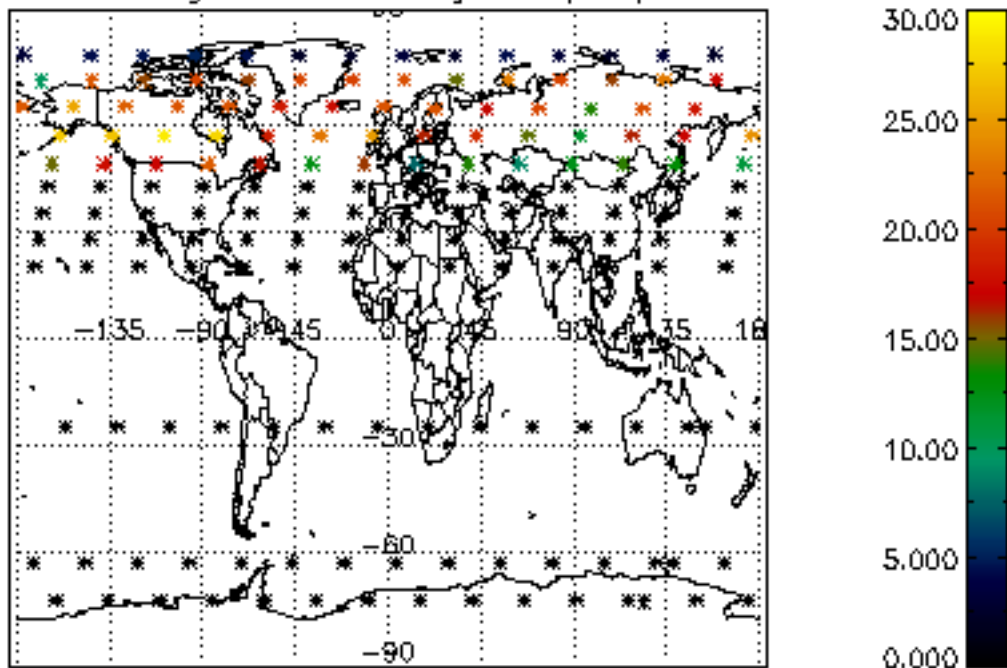


Percentage of saturation errors per profile

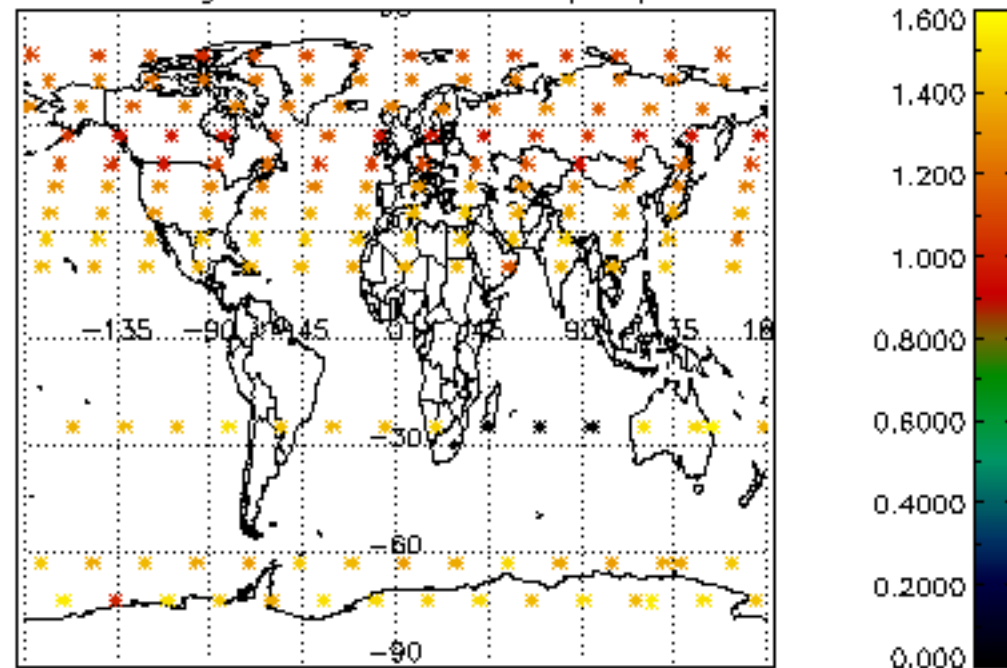




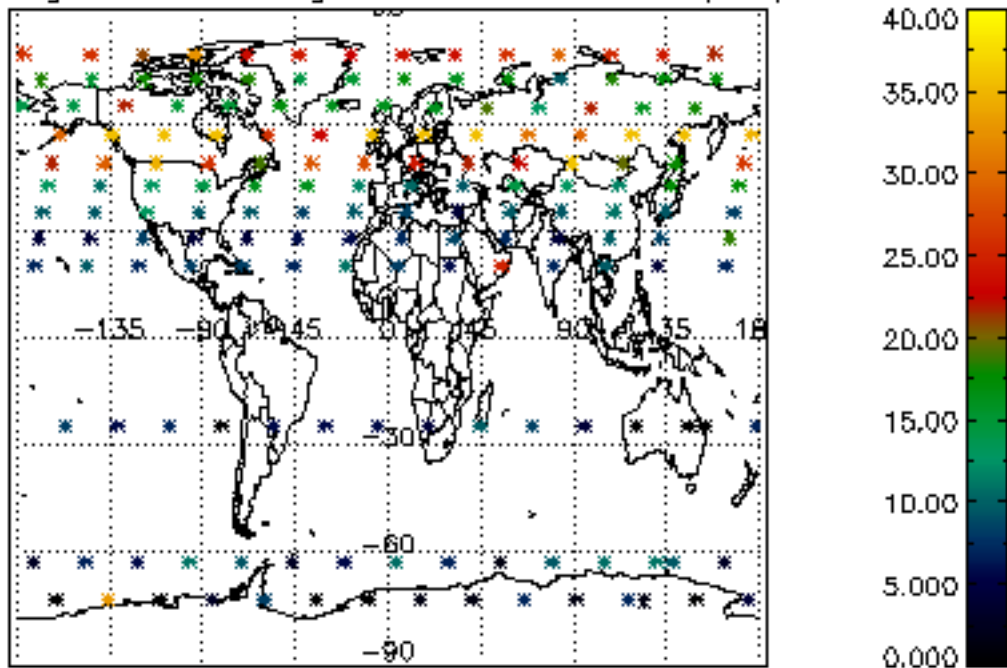
Percentage of cosmic ray hits per profile



Percentage of datation errors per profile



Percentage of star falling outside central band per profile



Percentage of saturation errors per profile

