

GOMOS Level 2 Daily Report

SUMMARY

[1. General Info](#)

[2. Summary of processed GOM_NL_2P products](#)

[3. Level 2 Quality information per product](#)

[3.1 Plot of level 2 quality information per product \(time dependant\)](#)

[3.2 Plot of level 2 quality information per product \(world map\)](#)

[4. Level 1 Quality information per product \(stored on level 2 products\)](#)

[4.1 Plot of level 1 quality information per product \(time dependant\)](#)

[4.1.1 Plot of level 1 quality information per product \(time dependant\): ASCENDING](#)

[4.1.2 Plot of level 1 quality information per product \(time dependant\): DESCENDING](#)

[4.2 Plot of level 1 quality information per product \(world map\)](#)

[4.2.1 Plot of level 1 quality information per product \(world map\): ASCENDING](#)

[4.2.2 Plot of level 1 quality information per product \(world map\): DESCENDING](#)

[5. Ozone profiles based on quality statistics and other trace gas profiles](#)

[5.1 Ozone statistics based on quality of products](#)

[5.2 Plot ozone profiles for all STD \(dark without errors\)](#)

[5.3 Plot ozone profiles where STD < 20% \(dark without errors\)](#)

[5.4. Plot ozone profiles where STD < 10% \(dark without errors\)](#)

[5.5. Plot ozone profiles where STD < 5% \(dark without errors\)](#)

[5.6 Plot NO2 profiles for all STD \(dark without errors\)](#)

[5.7 Plot NO3 profiles for all STD \(dark without errors\)](#)

[5.8 Plot H2O profiles \(only for occultations of stars 1,2,3,4,13,14,16,26,63 dark without errors\) for all STD](#)

[6. Auxiliary Data Files used for the production reported in section 2](#)

This report presents the daily analysis on parameters extracted from GOMOS level 2 data (GOM_NL__2P). It is intended to monitor some important parameters that will impact the quality of these products. A list of level 2 products (and content) that have arrived during the reporting day to the PCF is also given.

Item	Value
Time of report generation	22APR2013 14:35:44
Data source version	GOMOS/6.01
Start time of products	18-01-2006 (18JAN2006 00:00:00)
Stop time of products	19-01-2006 (19JAN2006 00:00:00)
Store outputs in DB	Yes
Nb of level 2 prods	309
Nb of prods with errors	0

2. Summary of processed GOM_NL__2P products.

Nr	Filename	UTC Start time	Limb	Duration	Star Id	Star Name	Star Mag	Star Temp	Nb Meas	Orbit	Prod. error
1	GOM_NL__2PRFIN20060118_000052_000000382044_00216_20310_7661.N1	18-JAN-2006 00:00:52	Twilight	38.000	75	26Eps Sco	2.2910	4250.0	76	20310	No
2	GOM_NL__2PRFIN20060118_001917_000000372044_00217_20311_7784.N1	18-JAN-2006 00:19:17	Dark	37.000	29	Bet Car	1.6720	10200.	74	20311	No
3	GOM_NL__2PRFIN20060118_003924_000000382044_00217_20311_7785.N1	18-JAN-2006 00:39:24	Twilight_and_stray	37.500	125	44Iot Ori	2.7700	30000.	75	20311	No
4	GOM_NL__2PRFIN20060118_004042_000000402044_00217_20311_7786.N1	18-JAN-2006 00:40:42	Twilight_and_stray	39.500	30	46Eps Ori	1.6940	30000.	79	20311	No
5	GOM_NL__2PRFIN20060118_004252_000000522044_00217_20311_7787.N1	18-JAN-2006 00:42:52	Twilight_and_stray	52.000	14	58Alp Ori	0.87000	3000.0	104	20311	No
6	GOM_NL__2PRFIN20060118_005321_000000362044_00217_20311_7788.N1	18-JAN-2006 00:53:21	Bright	35.500	42	34Bet Aur	1.9000	10200.	71	20311	No
7	GOM_NL__2PRFIN20060118_010554_000000332044_00217_20311_7789.N1	18-JAN-2006 01:05:54	Bright	32.500	49	1Alp UMi	1.9900	6300.0	65	20311	No
8	GOM_NL__2PRFIN20060118_011649_000000362044_00217_20311_7790.N1	18-JAN-2006 01:16:49	Bright	36.000	130	23Bet Dra	2.7990	5800.0	72	20311	No
9	GOM_NL__2PRFIN20060118_012000_000000352044_00217_20311_7791.N1	18-JAN-2006 01:20:00	Bright	34.500	5	3Alp Lyr	0.033000	11000.	69	20311	No
10	GOM_NL__2PRFIN20060118_012758_000000342044_00217_20311_7792.N1	18-JAN-2006 01:27:58	Bright	33.500	59	55Alp Oph	2.0800	8900.0	67	20311	No
11	GOM_NL__2PRFIN20060118_013005_000000332044_00217_20311_7793.N1	18-JAN-2006 01:30:05	Bright	33.000	126	60Bet Oph	2.7700	4250.0	66	20311	No
12	GOM_NL__2PRFIN20060118_013523_000000452044_00217_20311_7794.N1	18-JAN-2006 01:35:23	Bright	44.500	98	13Zet Oph	2.5710	30000.	89	20311	No
13	GOM_NL__2PRFIN20060118_013951_000000472044_00217_20311_7795.N1	18-JAN-2006 01:39:51	Twilight_and_stray	47.000	16	21Alp Sco	1.0200	3000.0	94	20311	No
14	GOM_NL__2PRFIN20060118_014128_000000432044_00217_20311_7796.N1	18-JAN-2006 01:41:28	Twilight	42.500	75	26Eps Sco	2.2910	4250.0	85	20311	No
15	GOM_NL__2PRFIN20060118_020154_000000422044_00218_20312_7770.N1	18-JAN-2006 02:01:54	Dark	42.000	71	Iot Car	2.2460	7700.0	84	20312	No
16	GOM_NL__2PRFIN20060118_020345_000000422044_00218_20312_7771.N1	18-JAN-2006 02:03:45	Dark	42.000	46	Del Vel	1.9540	10600.	84	20312	No
17	GOM_NL__2PRFIN20060118_020635_000000432044_00218_20312_7772.N1	18-JAN-2006 02:06:35	Dark	42.500	2	Alp Car	-0.73600	7000.0	85	20312	No
18	GOM_NL__2PRFIN20060118_021407_000000382044_00218_20312_7773.N1	18-JAN-2006 02:14:07	Straylight	38.000	179	24Omi2CMa	3.0320	24000.	76	20312	No
19	GOM_NL__2PRFIN20060118_021619_000000442044_00218_20312_7774.N1	18-JAN-2006 02:16:19	Straylight	44.000	1	9Alp CMa	-1.4400	11000.	88	20312	No
20	GOM_NL__2PRFIN20060118_021849_000000412044_00218_20312_7775.N1	18-JAN-2006 02:18:49	Straylight	40.500	56	53Kap Ori	2.0650	30000.	81	20312	No
21	GOM_NL__2PRFIN20060118_022000_000000392044_00218_20312_7776.N1	18-JAN-2006 02:20:00	Twilight_and_stray	39.000	125	44Iot Ori	2.7700	30000.	78	20312	No
22	GOM_NL__2PRFIN20060118_022118_000000432044_00218_20312_7777.N1	18-JAN-2006 02:21:18	Twilight_and_stray	42.500	30	46Eps Ori	1.6940	30000.	85	20312	No
23	GOM_NL__2PRFIN20060118_022328_000000522044_00218_20312_7778.N1	18-JAN-2006 02:23:28	Twilight_and_stray	52.000	14	58Alp Ori	0.87000	3000.0	104	20312	No
24	GOM_NL__2PRFIN20060118_024630_000000332044_00218_20312_7779.N1	18-JAN-2006 02:46:30	Bright	33.000	49	1Alp UMi	1.9900	6300.0	66	20312	No
25	GOM_NL__2PRFIN20060118_025725_000000352044_00218_20312_7780.N1	18-JAN-2006 02:57:25	Bright	35.000	130	23Bet Dra	2.7990	5800.0	70	20312	No
26	GOM_NL__2PRFIN20060118_030036_000000342044_00218_20312_7781.N1	18-JAN-2006 03:00:36	Bright	33.500	5	3Alp Lyr	0.033000	11000.	67	20312	No
27	GOM_NL__2PRFIN20060118_030834_000000342044_00218_20312_7782.N1	18-JAN-2006 03:08:34	Bright	33.500	59	55Alp Oph	2.0800	8900.0	67	20312	No
28	GOM_NL__2PRFIN20060118_031041_000000342044_00218_20312_7783.N1	18-JAN-2006 03:10:41	Bright	33.500	126	60Bet Oph	2.7700	4250.0	67	20312	No
29	GOM_NL__2PRFIN20060118_031559_000000382044_00218_20312_7784.N1	18-JAN-2006 03:15:59	Bright	38.000	98	13Zet Oph	2.5710	30000.	76	20312	No
30	GOM_NL__2PRFIN20060118_032027_000000522044_00218_20312_7785.N1	18-JAN-2006 03:20:27	Twilight_and_stray	52.000	16	21Alp Sco	1.0200	3000.0	104	20312	No
31	GOM_NL__2PRFIN20060118_032205_000000432044_00218_20312_7786.N1	18-JAN-2006 03:22:05	Twilight	42.500	75	26Eps Sco	2.2910	4250.0	85	20312	No
32	GOM_NL__2PRFIN20060118_032548_000000392044_00218_20312_7787.N1	18-JAN-2006 03:25:48	Dark	38.500	131	Gam Lup	2.8000	26000.	77	20312	No
33	GOM_NL__2PRFIN20060118_033135_000000452044_00219_20313_7649.N1	18-JAN-2006 03:31:35	Dark	45.000	4	Alp1Cen	-0.010000	5800.0	90	20313	No
34	GOM_NL__2PRFIN20060118_034030_000000382044_00219_20313_7650.N1	18-JAN-2006 03:40:30	Dark	37.500	29	Bet Car	1.6720	10200.	75	20313	No
35	GOM_NL__2PRFIN20060118_034230_000000392044_00219_20313_7651.N1	18-JAN-2006 03:42:30	Dark	39.000	71	Iot Car	2.2460	7700.0	78	20313	No
36	GOM_NL__2PRFIN20060118_034421_000000392044_00219_20313_7652.N1	18-JAN-2006 03:44:21	Dark	39.000	46	Del Vel	1.9540	10600.	78	20313	No
37	GOM_NL__2PRFIN20060118_034711_000000522044_00219_20313_7653.N1	18-JAN-2006 03:47:11	Dark	51.500	2	Alp Car	-0.73600	7000.0	103	20313	No
38	GOM_NL__2PRFIN20060118_035443_000000372044_00219_20313_7654.N1	18-JAN-2006 03:54:43	Straylight	37.000	179	24Omi2CMa	3.0320	24000.	74	20313	No
39	GOM_NL__2PRFIN20060118_035655_000000482044_00219_20313_7655.N1	18-JAN-2006 03:56:55	Straylight	47.500	1	9Alp CMa	-1.4400	11000.	95	20313	No
40	GOM_NL__2PRFIN20060118_035926_000000412044_00219_20313_7656.N1	18-JAN-2006 03:59:26	Straylight	40.500	56	53Kap Ori	2.0650	30000.	81	20313	No
41	GOM_NL__2PRFIN20060118_040037_000000392044_00219_20313_7657.N1	18-JAN-2006 04:00:37	Twilight_and_stray	39.000	125	44Iot Ori	2.7700	30000.	78	20313	No
42	GOM_NL__2PRFIN20060118_040154_000000422044_00219_20313_7658.N1	18-JAN-2006 04:01:54	Twilight_and_stray	41.500	30	46Eps Ori	1.6940	30000.	83	20313	No

43	GOM_NL__2PRFIN20060118_040405_000000492044_00219_20313_7659.N1	18-JAN-2006 04:04:05	Twilight	48.500	14	58Alp Ori	0.87000	3000.0	97	20313	No
44	GOM_NL__2PRFIN20060118_041433_000000362044_00219_20313_7660.N1	18-JAN-2006 04:14:33	Bright	35.500	42	34Bet Aur	1.9000	10200.	71	20313	No
45	GOM_NL__2PRFIN20060118_042706_000000362044_00219_20313_7661.N1	18-JAN-2006 04:27:06	Bright	35.500	49	1Alp UMi	1.9900	6300.0	71	20313	No
46	GOM_NL__2PRFIN20060118_043801_000000372044_00219_20313_7662.N1	18-JAN-2006 04:38:01	Bright	36.500	130	23Bet Dra	2.7990	5800.0	73	20313	No
47	GOM_NL__2PRFIN20060118_044113_000000352044_00219_20313_7663.N1	18-JAN-2006 04:41:13	Bright	35.000	5	3Alp Lyr	0.033000	11000.	70	20313	No
48	GOM_NL__2PRFIN20060118_044911_000000332044_00219_20313_7664.N1	18-JAN-2006 04:49:11	Bright	33.000	59	55Alp Oph	2.0800	8900.0	66	20313	No
49	GOM_NL__2PRFIN20060118_045117_000000332044_00219_20313_7665.N1	18-JAN-2006 04:51:17	Bright	33.000	126	60Bet Oph	2.7700	4250.0	66	20313	No
50	GOM_NL__2PRFIN20060118_045636_000000472044_00219_20313_7666.N1	18-JAN-2006 04:56:36	Bright	47.000	98	13Zet Oph	2.5710	30000.	94	20313	No
51	GOM_NL__2PRFIN20060118_050104_000000542044_00219_20313_7667.N1	18-JAN-2006 05:01:04	Twilight	54.000	16	21Alp Sco	1.0200	3000.0	108	20313	No
52	GOM_NL__2PRFIN20060118_050241_000000442044_00219_20313_7668.N1	18-JAN-2006 05:02:41	Twilight	43.500	75	26Eps Sco	2.2910	4250.0	87	20313	No
53	GOM_NL__2PRFIN20060118_050625_000000382044_00219_20313_7669.N1	18-JAN-2006 05:06:25	Dark	38.000	131	Gam Lup	2.8000	26000.	76	20313	No
54	GOM_NL__2PRFIN20060118_051212_000000432044_00220_20314_7651.N1	18-JAN-2006 05:12:12	Dark	43.000	4	Alp1Cen	-0.010000	5800.0	86	20314	No
55	GOM_NL__2PRFIN20060118_052106_000000382044_00220_20314_7652.N1	18-JAN-2006 05:21:06	Dark	37.500	29	Bet Car	1.6720	10200.	75	20314	No
56	GOM_NL__2PRFIN20060118_052307_000000442044_00220_20314_7653.N1	18-JAN-2006 05:23:07	Dark	43.500	71	lot Car	2.2460	7700.0	87	20314	No
57	GOM_NL__2PRFIN20060118_052458_000000422044_00220_20314_7654.N1	18-JAN-2006 05:24:58	Dark	42.000	46	Del Vel	1.9540	10600.	84	20314	No
58	GOM_NL__2PRFIN20060118_052747_000000432044_00220_20314_7655.N1	18-JAN-2006 05:27:47	Dark	43.000	2	Alp Car	-0.73600	7000.0	86	20314	No
59	GOM_NL__2PRFIN20060118_053355_000000432044_00220_20314_7656.N1	18-JAN-2006 05:33:55	Straylight	42.500	23	21Eps CMa	1.5020	26000.	85	20314	No
60	GOM_NL__2PRFIN20060118_053519_000000392044_00220_20314_7657.N1	18-JAN-2006 05:35:19	Straylight	39.000	179	24Omi2CMa	3.0320	24000.	78	20314	No
61	GOM_NL__2PRFIN20060118_053731_000000452044_00220_20314_7658.N1	18-JAN-2006 05:37:31	Straylight	45.000	1	9Alp CMa	-1.4400	11000.	90	20314	No
62	GOM_NL__2PRFIN20060118_054002_000000392044_00220_20314_7659.N1	18-JAN-2006 05:40:02	Straylight	38.500	56	53Kap Ori	2.0650	30000.	77	20314	No
63	GOM_NL__2PRFIN20060118_054113_000000372044_00220_20314_7660.N1	18-JAN-2006 05:41:13	Twilight	37.000	125	44lot Ori	2.7700	30000.	74	20314	No
64	GOM_NL__2PRFIN20060118_054230_000000402044_00220_20314_7661.N1	18-JAN-2006 05:42:30	Twilight	39.500	30	46Eps Ori	1.6940	30000.	79	20314	No
65	GOM_NL__2PRFIN20060118_054441_000000452044_00220_20314_7662.N1	18-JAN-2006 05:44:41	Twilight	45.000	14	58Alp Ori	0.87000	3000.0	90	20314	No
66	GOM_NL__2PRFIN20060118_055048_000000362044_00220_20314_7663.N1	18-JAN-2006 05:50:48	Bright	35.500	28	12Bet Tau	1.6500	15200.	71	20314	No
67	GOM_NL__2PRFIN20060118_055227_000000372044_00220_20314_7664.N1	18-JAN-2006 05:52:27	Bright	36.500	114	3lot Aur	2.6930	4600.0	73	20314	No
68	GOM_NL__2PRFIN20060118_055508_000000342044_00220_20314_7665.N1	18-JAN-2006 05:55:08	Bright	34.000	42	34Bet Aur	1.9000	10200.	68	20314	No
69	GOM_NL__2PRFIN20060118_060742_000000362044_00220_20314_7666.N1	18-JAN-2006 06:07:42	Bright	36.000	49	1Alp UMi	1.9900	6300.0	72	20314	No
70	GOM_NL__2PRFIN20060118_061837_000000372044_00220_20314_7667.N1	18-JAN-2006 06:18:37	Bright	37.000	130	23Bet Dra	2.7990	5800.0	74	20314	No
71	GOM_NL__2PRFIN20060118_062149_000000352044_00220_20314_7668.N1	18-JAN-2006 06:21:49	Bright	35.000	5	3Alp Lyr	0.033000	11000.	70	20314	No
72	GOM_NL__2PRFIN20060118_062947_000000342044_00220_20314_7669.N1	18-JAN-2006 06:29:47	Bright	33.500	59	55Alp Oph	2.0800	8900.0	67	20314	No
73	GOM_NL__2PRFIN20060118_063154_000000342044_00220_20314_7670.N1	18-JAN-2006 06:31:54	Bright	33.500	126	60Bet Oph	2.7700	4250.0	67	20314	No
74	GOM_NL__2PRFIN20060118_063712_000000542044_00220_20314_7671.N1	18-JAN-2006 06:37:12	Bright	54.000	98	13Zet Oph	2.5710	30000.	108	20314	No
75	GOM_NL__2PRFIN20060118_064140_000000522044_00220_20314_7672.N1	18-JAN-2006 06:41:40	Twilight	51.500	16	21Alp Sco	1.0200	3000.0	103	20314	No
76	GOM_NL__2PRFIN20060118_064317_000000422044_00220_20314_7673.N1	18-JAN-2006 06:43:17	Twilight	41.500	75	26Eps Sco	2.2910	4250.0	83	20314	No
77	GOM_NL__2PRFIN20060118_064701_000000402044_00220_20314_7674.N1	18-JAN-2006 06:47:01	Dark	40.000	131	Gam Lup	2.8000	26000.	80	20314	No
78	GOM_NL__2PRFIN20060118_065248_000000542044_00221_20315_7651.N1	18-JAN-2006 06:52:48	Dark	54.000	4	Alp1Cen	-0.010000	5800.0	108	20315	No
79	GOM_NL__2PRFIN20060118_070142_000000382044_00221_20315_7652.N1	18-JAN-2006 07:01:42	Dark	37.500	29	Bet Car	1.6720	10200.	75	20315	No
80	GOM_NL__2PRFIN20060118_070343_000000422044_00221_20315_7653.N1	18-JAN-2006 07:03:43	Dark	41.500	71	lot Car	2.2460	7700.0	83	20315	No
81	GOM_NL__2PRFIN20060118_070534_000000392044_00221_20315_7654.N1	18-JAN-2006 07:05:34	Dark	39.000	46	Del Vel	1.9540	10600.	78	20315	No
82	GOM_NL__2PRFIN20060118_070823_000000432044_00221_20315_7655.N1	18-JAN-2006 07:08:23	Dark	42.500	2	Alp Car	-0.73600	7000.0	85	20315	No
83	GOM_NL__2PRFIN20060118_072517_000000442044_00221_20315_7656.N1	18-JAN-2006 07:25:17	Twilight	44.000	14	58Alp Ori	0.87000	3000.0	88	20315	No
84	GOM_NL__2PRFIN20060118_073125_000000372044_00221_20315_7657.N1	18-JAN-2006 07:31:25	Bright	37.000	28	12Bet Tau	1.6500	15200.	74	20315	No
85	GOM_NL__2PRFIN20060118_073304_000000382044_00221_20315_7658.N1	18-JAN-2006 07:33:04	Bright	38.000	114	3lot Aur	2.6930	4600.0	76	20315	No
86	GOM_NL__2PRFIN20060118_073544_000000372044_00221_20315_7659.N1	18-JAN-2006 07:35:44	Bright	36.500	42	34Bet Aur	1.9000	10200.	73	20315	No
87	GOM_NL__2PRFIN20060118_074818_000000362044_00221_20315_7660.N1	18-JAN-2006 07:48:18	Bright	36.000	49	1Alp UMi	1.9900	6300.0	72	20315	No
88	GOM_NL__2PRFIN20060118_075913_000000362044_00221_20315_7661.N1	18-JAN-2006 07:59:13	Bright	36.000	130	23Bet Dra	2.7990	5800.0	72	20315	No
89	GOM_NL__2PRFIN20060118_080225_000000352044_00221_20315_7662.N1	18-JAN-2006 08:02:25	Bright	35.000	5	3Alp Lyr	0.033000	11000.	70	20315	No
90	GOM_NL__2PRFIN20060118_081023_000000342044_00221_20315_7663.N1	18-JAN-2006 08:10:23	Bright	34.000	59	55Alp Oph	2.0800	8900.0	68	20315	No
91	GOM_NL__2PRFIN20060118_081230_000000332044_00221_20315_7664.N1	18-JAN-2006 08:12:30	Bright	33.000	126	60Bet Oph	2.7700	4250.0	66	20315	No
92	GOM_NL__2PRFIN20060118_081748_000000372044_00221_20315_7665.N1	18-JAN-2006 08:17:48	Bright	36.500	98	13Zet Oph	2.5710	30000.	73	20315	No
93	GOM_NL__2PRFIN20060118_082217_000000512044_00221_20315_7666.N1	18-JAN-2006 08:22:17	Twilight	51.000	16	21Alp Sco	1.0200	3000.0	102	20315	No
94	GOM_NL__2PRFIN20060118_082353_000000422044_00221_20315_7667.N1	18-JAN-2006 08:23:53	Twilight	42.000	75	26Eps Sco	2.2910	4250.0	84	20315	No
95	GOM_NL__2PRFIN20060118_082738_000000382044_00221_20315_7668.N1	18-JAN-2006 08:27:38	Dark	38.000	131	Gam Lup	2.8000	26000.	76	20315	No
96	GOM_NL__2PRFIN20060118_083325_000000442044_00222_20316_7651.N1	18-JAN-2006 08:33:25	Dark	43.500	4	Alp1Cen	-0.010000	5800.0	87	20316	No
97	GOM_NL__2PRFIN20060118_084219_000000372044_00222_20316_7652.N1	18-JAN-2006 08:42:19	Dark	37.000	29	Bet Car	1.6720	10200.	74	20316	No
98	GOM_NL__2PRFIN20060118_084419_000000382044_00222_20316_7653.N1	18-JAN-2006 08:44:19	Dark	38.000	71	lot Car	2.2460	7700.0	76	20316	No
99	GOM_NL__2PRFIN20060118_084610_000000432044_00222_20316_7654.N1	18-JAN-2006 08:46:10	Dark	42.500	46	Del Vel	1.9540	10600.	85	20316	No
100	GOM_NL__2PRFIN20060118_084900_000000442044_00222_20316_7655.N1	18-JAN-2006 08:49:00	Dark	44.000	2	Alp Car	-0.73600	7000.0	88	20316	No
101	GOM_NL__2PRFIN20060118_085507_000000432044_00222_20316_7656.N1	18-JAN-2006 08:55:07	Straylight	42.500	23	21Eps CMa	1.5020	26000.	85	20316	No

102	GOM_NL__2PRFIN20060118_085632_000000392044_00222_20316_7657.N1	18-JAN-2006 08:56:32	Straylight	38.500	179	24Omi2CMa	3.0320	24000.	77	20316	No
103	GOM_NL__2PRFIN20060118_085844_000000512044_00222_20316_7658.N1	18-JAN-2006 08:58:44	Straylight	50.500	1	9Alp CMa	-1.4400	11000.	101	20316	No
104	GOM_NL__2PRFIN20060118_090114_000000402044_00222_20316_7659.N1	18-JAN-2006 09:01:14	Straylight	40.000	56	53Kap Ori	2.0650	30000.	80	20316	No
105	GOM_NL__2PRFIN20060118_090225_000000392044_00222_20316_7660.N1	18-JAN-2006 09:02:25	Tw_i_and_stray	38.500	125	44lot Ori	2.7700	30000.	77	20316	No
106	GOM_NL__2PRFIN20060118_090342_000000412044_00222_20316_7661.N1	18-JAN-2006 09:03:42	Tw_i_and_stray	40.500	30	46Eps Ori	1.6940	30000.	81	20316	No
107	GOM_NL__2PRFIN20060118_090553_000000422044_00222_20316_7662.N1	18-JAN-2006 09:05:53	Tw_i_and_stray	42.000	14	58Alp Ori	0.87000	3000.0	84	20316	No
108	GOM_NL__2PRFIN20060118_091620_000000352044_00222_20316_7663.N1	18-JAN-2006 09:16:20	Bright	35.000	42	34Bet Aur	1.9000	10200.	70	20316	No
109	GOM_NL__2PRFIN20060118_092854_000000362044_00222_20316_7664.N1	18-JAN-2006 09:28:54	Bright	35.500	49	1Alp UMi	1.9900	6300.0	71	20316	No
110	GOM_NL__2PRFIN20060118_093949_000000342044_00222_20316_7665.N1	18-JAN-2006 09:39:49	Bright	34.000	130	23Bet Dra	2.7990	5800.0	68	20316	No
111	GOM_NL__2PRFIN20060118_094301_000000332044_00222_20316_7666.N1	18-JAN-2006 09:43:01	Bright	33.000	5	3Alp Lyr	0.033000	11000.	66	20316	No
112	GOM_NL__2PRFIN20060118_095059_000000342044_00222_20316_7667.N1	18-JAN-2006 09:50:59	Bright	33.500	59	55Alp Oph	2.0800	8900.0	67	20316	No
113	GOM_NL__2PRFIN20060118_095306_000000332044_00222_20316_7668.N1	18-JAN-2006 09:53:06	Bright	33.000	126	60Bet Oph	2.7700	4250.0	66	20316	No
114	GOM_NL__2PRFIN20060118_095825_000000382044_00222_20316_7669.N1	18-JAN-2006 09:58:25	Bright	37.500	98	13Zet Oph	2.5710	30000.	75	20316	No
115	GOM_NL__2PRFIN20060118_100253_000000462044_00222_20316_7670.N1	18-JAN-2006 10:02:53	Twilight	46.000	16	21Alp Sco	1.0200	3000.0	92	20316	No
116	GOM_NL__2PRFIN20060118_100430_000000382044_00222_20316_7671.N1	18-JAN-2006 10:04:30	Twilight	37.500	75	26Eps Sco	2.2910	4250.0	75	20316	No
117	GOM_NL__2PRFIN20060118_100814_000000402044_00222_20316_7672.N1	18-JAN-2006 10:08:14	Dark	39.500	131	Gam Lup	2.8000	26000.	79	20316	No
118	GOM_NL__2PRFIN20060118_101401_000000442044_00223_20317_7651.N1	18-JAN-2006 10:14:01	Dark	43.500	4	Alp1Cen	-0.010000	5800.0	87	20317	No
119	GOM_NL__2PRFIN20060118_102255_000000372044_00223_20317_7652.N1	18-JAN-2006 10:22:55	Dark	37.000	29	Bet Car	1.6720	10200.	74	20317	No
120	GOM_NL__2PRFIN20060118_102456_000000392044_00223_20317_7653.N1	18-JAN-2006 10:24:56	Dark	38.500	71	lot Car	2.2460	7700.0	77	20317	No
121	GOM_NL__2PRFIN20060118_102647_000000412044_00223_20317_7654.N1	18-JAN-2006 10:26:47	Dark	40.500	46	Del Vel	1.9540	10600.	81	20317	No
122	GOM_NL__2PRFIN20060118_102936_000000492044_00223_20317_7655.N1	18-JAN-2006 10:29:36	Dark	49.000	2	Alp Car	-0.73600	7000.0	98	20317	No
123	GOM_NL__2PRFIN20060118_103543_000000422044_00223_20317_7656.N1	18-JAN-2006 10:35:43	Straylight	41.500	23	21Eps CMa	1.5020	26000.	83	20317	No
124	GOM_NL__2PRFIN20060118_103708_000000362044_00223_20317_7657.N1	18-JAN-2006 10:37:08	Straylight	36.000	179	24Omi2CMa	3.0320	24000.	72	20317	No
125	GOM_NL__2PRFIN20060118_103920_000000432044_00223_20317_7658.N1	18-JAN-2006 10:39:20	Straylight	43.000	1	9Alp CMa	-1.4400	11000.	86	20317	No
126	GOM_NL__2PRFIN20060118_104150_000000412044_00223_20317_7659.N1	18-JAN-2006 10:41:50	Straylight	40.500	56	53Kap Ori	2.0650	30000.	81	20317	No
127	GOM_NL__2PRFIN20060118_104301_000000392044_00223_20317_7660.N1	18-JAN-2006 10:43:01	Tw_i_and_stray	39.000	125	44lot Ori	2.7700	30000.	78	20317	No
128	GOM_NL__2PRFIN20060118_104418_000000412044_00223_20317_7661.N1	18-JAN-2006 10:44:18	Tw_i_and_stray	41.000	30	46Eps Ori	1.6940	30000.	82	20317	No
129	GOM_NL__2PRFIN20060118_104629_000000522044_00223_20317_7662.N1	18-JAN-2006 10:46:29	Tw_i_and_stray	52.000	14	58Alp Ori	0.87000	3000.0	104	20317	No
130	GOM_NL__2PRFIN20060118_105416_000000352044_00223_20317_7663.N1	18-JAN-2006 10:54:16	Bright	35.000	114	3lot Aur	2.6930	4600.0	70	20317	No
131	GOM_NL__2PRFIN20060118_105656_000000372044_00223_20317_7664.N1	18-JAN-2006 10:56:56	Bright	37.000	42	34Bet Aur	1.9000	10200.	74	20317	No
132	GOM_NL__2PRFIN20060118_110930_000000352044_00223_20317_7665.N1	18-JAN-2006 11:09:30	Bright	34.500	49	1Alp UMi	1.9900	6300.0	69	20317	No
133	GOM_NL__2PRFIN20060118_112025_000000362044_00223_20317_7666.N1	18-JAN-2006 11:20:25	Bright	36.000	130	23Bet Dra	2.7990	5800.0	72	20317	No
134	GOM_NL__2PRFIN20060118_112337_000000352044_00223_20317_7667.N1	18-JAN-2006 11:23:37	Bright	35.000	5	3Alp Lyr	0.033000	11000.	70	20317	No
135	GOM_NL__2PRFIN20060118_113135_000000342044_00223_20317_7668.N1	18-JAN-2006 11:31:35	Bright	34.000	59	55Alp Oph	2.0800	8900.0	68	20317	No
136	GOM_NL__2PRFIN20060118_113342_000000342044_00223_20317_7669.N1	18-JAN-2006 11:33:42	Bright	33.500	126	60Bet Oph	2.7700	4250.0	67	20317	No
137	GOM_NL__2PRFIN20060118_113901_000000382044_00223_20317_7670.N1	18-JAN-2006 11:39:01	Bright	37.500	98	13Zet Oph	2.5710	30000.	75	20317	No
138	GOM_NL__2PRFIN20060118_114329_000000492044_00223_20317_7671.N1	18-JAN-2006 11:43:29	Twilight	49.000	16	21Alp Sco	1.0200	3000.0	98	20317	No
139	GOM_NL__2PRFIN20060118_114506_000000442044_00223_20317_7672.N1	18-JAN-2006 11:45:06	Twilight	44.000	75	26Eps Sco	2.2910	4250.0	88	20317	No
140	GOM_NL__2PRFIN20060118_114851_000000392044_00223_20317_7673.N1	18-JAN-2006 11:48:51	Dark	39.000	131	Gam Lup	2.8000	26000.	78	20317	No
141	GOM_NL__2PRFIN20060118_115437_000000432044_00224_20318_7672.N1	18-JAN-2006 11:54:37	Dark	43.000	4	Alp1Cen	-0.010000	5800.0	86	20318	No
142	GOM_NL__2PRFIN20060118_120331_000000372044_00224_20318_7673.N1	18-JAN-2006 12:03:31	Dark	36.500	29	Bet Car	1.6720	10200.	73	20318	No
143	GOM_NL__2PRFIN20060118_120532_000000382044_00224_20318_7674.N1	18-JAN-2006 12:05:32	Dark	38.000	71	lot Car	2.2460	7700.0	76	20318	No
144	GOM_NL__2PRFIN20060118_120723_000000382044_00224_20318_7675.N1	18-JAN-2006 12:07:23	Dark	38.000	46	Del Vel	1.9540	10600.	76	20318	No
145	GOM_NL__2PRFIN20060118_121012_000000492044_00224_20318_7676.N1	18-JAN-2006 12:10:12	Dark	48.500	2	Alp Car	-0.73600	7000.0	97	20318	No
146	GOM_NL__2PRFIN20060118_122455_000000402044_00224_20318_7677.N1	18-JAN-2006 12:24:55	Tw_i_and_stray	40.000	30	46Eps Ori	1.6940	30000.	80	20318	No
147	GOM_NL__2PRFIN20060118_122705_000000512044_00224_20318_7678.N1	18-JAN-2006 12:27:05	Tw_i_and_stray	51.000	14	58Alp Ori	0.87000	3000.0	102	20318	No
148	GOM_NL__2PRFIN20060118_122927_000000392044_00224_20318_7679.N1	18-JAN-2006 12:29:27	Bright	39.000	44	24Gam Gem	1.9280	11000.	78	20318	No
149	GOM_NL__2PRFIN20060118_123112_000000382044_00224_20318_7680.N1	18-JAN-2006 12:31:12	Bright	38.000	151	13Mu Gem	2.8900	3000.0	76	20318	No
150	GOM_NL__2PRFIN20060118_123313_000000382044_00224_20318_7681.N1	18-JAN-2006 12:33:13	Bright	37.500	28	12Bet Tau	1.6500	15200.	75	20318	No
151	GOM_NL__2PRFIN20060118_123452_000000442044_00224_20318_7682.N1	18-JAN-2006 12:34:52	Bright	44.000	114	3lot Aur	2.6930	4600.0	88	20318	No
152	GOM_NL__2PRFIN20060118_123732_000000352044_00224_20318_7683.N1	18-JAN-2006 12:37:32	Bright	35.000	42	34Bet Aur	1.9000	10200.	70	20318	No
153	GOM_NL__2PRFIN20060118_125006_000000362044_00224_20318_7684.N1	18-JAN-2006 12:50:06	Bright	35.500	49	1Alp UMi	1.9900	6300.0	71	20318	No
154	GOM_NL__2PRFIN20060118_130101_000000362044_00224_20318_7685.N1	18-JAN-2006 13:01:01	Bright	35.500	130	23Bet Dra	2.7990	5800.0	71	20318	No
155	GOM_NL__2PRFIN20060118_130413_000000352044_00224_20318_7686.N1	18-JAN-2006 13:04:13	Bright	34.500	5	3Alp Lyr	0.033000	11000.	69	20318	No
156	GOM_NL__2PRFIN20060118_131211_000000342044_00224_20318_7687.N1	18-JAN-2006 13:12:11	Bright	33.500	59	55Alp Oph	2.0800	8900.0	67	20318	No
157	GOM_NL__2PRFIN20060118_131418_000000332044_00224_20318_7688.N1	18-JAN-2006 13:14:18	Bright	33.000	126	60Bet Oph	2.7700	4250.0	66	20318	No
158	GOM_NL__2PRFIN20060118_131937_000000382044_00224_20318_7689.N1	18-JAN-2006 13:19:37	Bright	38.000	98	13Zet Oph	2.5710	30000.	76	20318	No
159	GOM_NL__2PRFIN20060118_132406_000000452044_00224_20318_7690.N1	18-JAN-2006 13:24:06	Twilight	45.000	16	21Alp Sco	1.0200	3000.0	90	20318	No
160	GOM_NL__2PRFIN20060118_132542_000000402044_00224_20318_7691.N1	18-JAN-2006 13:25:42	Twilight	40.000	75	26Eps Sco	2.2910	4250.0	80	20318	No

161	GOM_NL__2PRFIN20060118_132927_000000382044_00224_20318_7692.N1	18-JAN-2006 13:29:27	Dark	38.000	131	Gam Lup	2.8000	26000.	76	20318	No
162	GOM_NL__2PRFIN20060118_133514_000000402044_00225_20319_7674.N1	18-JAN-2006 13:35:14	Dark	39.500	4	Alp1Cen	-0.010000	5800.0	79	20319	No
163	GOM_NL__2PRFIN20060118_134407_000000392044_00225_20319_7675.N1	18-JAN-2006 13:44:07	Dark	38.500	29	Bet Car	1.6720	10200.	77	20319	No
164	GOM_NL__2PRFIN20060118_134608_000000392044_00225_20319_7676.N1	18-JAN-2006 13:46:08	Dark	38.500	71	lot Car	2.2460	7700.0	77	20319	No
165	GOM_NL__2PRFIN20060118_134759_000000392044_00225_20319_7677.N1	18-JAN-2006 13:47:59	Dark	39.000	46	Del Vel	1.9540	10600.	78	20319	No
166	GOM_NL__2PRFIN20060118_135048_000000432044_00225_20319_7678.N1	18-JAN-2006 13:50:48	Dark	43.000	2	Alp Car	-0.73600	7000.0	86	20319	No
167	GOM_NL__2PRFIN20060118_140031_000000442044_00225_20319_7679.N1	18-JAN-2006 14:00:31	Straylight	44.000	1	9Alp CMa	-1.4400	11000.	88	20319	No
168	GOM_NL__2PRFIN20060118_140302_000000402044_00225_20319_7680.N1	18-JAN-2006 14:03:02	Straylight	40.000	56	53Kap Ori	2.0650	30000.	80	20319	No
169	GOM_NL__2PRFIN20060118_140413_000000382044_00225_20319_7681.N1	18-JAN-2006 14:04:13	Tw_i_and_stray	38.000	125	44lot Ori	2.7700	30000.	76	20319	No
170	GOM_NL__2PRFIN20060118_140531_000000382044_00225_20319_7682.N1	18-JAN-2006 14:05:31	Tw_i_and_stray	38.000	30	46Eps Ori	1.6940	30000.	76	20319	No
171	GOM_NL__2PRFIN20060118_140741_000000452044_00225_20319_7683.N1	18-JAN-2006 14:07:41	Tw_i_and_stray	45.000	14	58Alp Ori	0.87000	3000.0	90	20319	No
172	GOM_NL__2PRFIN20060118_143042_000000342044_00225_20319_7684.N1	18-JAN-2006 14:30:42	Bright	33.500	49	1Alp UMi	1.9900	6300.0	67	20319	No
173	GOM_NL__2PRFIN20060118_144137_000000362044_00225_20319_7685.N1	18-JAN-2006 14:41:37	Bright	35.500	130	23Bet Dra	2.7990	5800.0	71	20319	No
174	GOM_NL__2PRFIN20060118_144450_000000352044_00225_20319_7686.N1	18-JAN-2006 14:44:50	Bright	35.000	5	3Alp Lyr	0.033000	11000.	70	20319	No
175	GOM_NL__2PRFIN20060118_145247_000000332044_00225_20319_7687.N1	18-JAN-2006 14:52:47	Bright	33.000	59	55Alp Oph	2.0800	8900.0	66	20319	No
176	GOM_NL__2PRFIN20060118_145454_000000332044_00225_20319_7688.N1	18-JAN-2006 14:54:54	Bright	33.000	126	60Bet Oph	2.7700	4250.0	66	20319	No
177	GOM_NL__2PRFIN20060118_150014_000000542044_00225_20319_7689.N1	18-JAN-2006 15:00:14	Bright	54.000	98	13Zet Oph	2.5710	30000.	108	20319	No
178	GOM_NL__2PRFIN20060118_150442_000000452044_00225_20319_7690.N1	18-JAN-2006 15:04:42	Twilight	45.000	16	21Alp Sco	1.0200	3000.0	90	20319	No
179	GOM_NL__2PRFIN20060118_150618_000000402044_00225_20319_7691.N1	18-JAN-2006 15:06:18	Twilight	40.000	75	26Eps Sco	2.2910	4250.0	80	20319	No
180	GOM_NL__2PRFIN20060118_151004_000000392044_00225_20319_7692.N1	18-JAN-2006 15:10:04	Dark	39.000	131	Gam Lup	2.8000	26000.	78	20319	No
181	GOM_NL__2PRFIN20060118_151550_000000412044_00226_20320_7674.N1	18-JAN-2006 15:15:50	Dark	40.500	4	Alp1Cen	-0.010000	5800.0	81	20320	No
182	GOM_NL__2PRFIN20060118_152443_000000382044_00226_20320_7675.N1	18-JAN-2006 15:24:43	Dark	37.500	29	Bet Car	1.6720	10200.	75	20320	No
183	GOM_NL__2PRFIN20060118_152645_000000392044_00226_20320_7676.N1	18-JAN-2006 15:26:45	Dark	39.000	71	lot Car	2.2460	7700.0	78	20320	No
184	GOM_NL__2PRFIN20060118_152836_000000392044_00226_20320_7677.N1	18-JAN-2006 15:28:36	Dark	38.500	46	Del Vel	1.9540	10600.	77	20320	No
185	GOM_NL__2PRFIN20060118_153124_000000462044_00226_20320_7678.N1	18-JAN-2006 15:31:24	Dark	45.500	2	Alp Car	-0.73600	7000.0	91	20320	No
186	GOM_NL__2PRFIN20060118_154338_000000402044_00226_20320_7679.N1	18-JAN-2006 15:43:38	Straylight	39.500	56	53Kap Ori	2.0650	30000.	79	20320	No
187	GOM_NL__2PRFIN20060118_154450_000000392044_00226_20320_7680.N1	18-JAN-2006 15:44:50	Tw_i_and_stray	38.500	125	44lot Ori	2.7700	30000.	77	20320	No
188	GOM_NL__2PRFIN20060118_154607_000000392044_00226_20320_7681.N1	18-JAN-2006 15:46:07	Tw_i_and_stray	38.500	30	46Eps Ori	1.6940	30000.	77	20320	No
189	GOM_NL__2PRFIN20060118_154817_000000472044_00226_20320_7682.N1	18-JAN-2006 15:48:17	Tw_i_and_stray	47.000	14	58Alp Ori	0.87000	3000.0	94	20320	No
190	GOM_NL__2PRFIN20060118_155039_000000532044_00226_20320_7683.N1	18-JAN-2006 15:50:39	Bright	53.000	44	24Gam Gem	1.9280	11000.	106	20320	No
191	GOM_NL__2PRFIN20060118_155224_000000412044_00226_20320_7684.N1	18-JAN-2006 15:52:24	Bright	41.000	151	13Mu Gem	2.8900	3000.0	82	20320	No
192	GOM_NL__2PRFIN20060118_155425_000000352044_00226_20320_7685.N1	18-JAN-2006 15:54:25	Bright	35.000	28	12Bet Tau	1.6500	15200.	70	20320	No
193	GOM_NL__2PRFIN20060118_155605_000000362044_00226_20320_7686.N1	18-JAN-2006 15:56:05	Bright	35.500	114	3lot Aur	2.6930	4600.0	71	20320	No
194	GOM_NL__2PRFIN20060118_155844_000000522044_00226_20320_7687.N1	18-JAN-2006 15:58:44	Bright	52.000	42	34Bet Aur	1.9000	10200.	104	20320	No
195	GOM_NL__2PRFIN20060118_161118_000000352044_00226_20320_7688.N1	18-JAN-2006 16:11:18	Bright	34.500	49	1Alp UMi	1.9900	6300.0	69	20320	No
196	GOM_NL__2PRFIN20060118_162213_000000362044_00226_20320_7689.N1	18-JAN-2006 16:22:13	Bright	36.000	130	23Bet Dra	2.7990	5800.0	72	20320	No
197	GOM_NL__2PRFIN20060118_162526_000000352044_00226_20320_7690.N1	18-JAN-2006 16:25:26	Bright	34.500	5	3Alp Lyr	0.033000	11000.	69	20320	No
198	GOM_NL__2PRFIN20060118_163323_000000342044_00226_20320_7691.N1	18-JAN-2006 16:33:23	Bright	33.500	59	55Alp Oph	2.0800	8900.0	67	20320	No
199	GOM_NL__2PRFIN20060118_163530_000000342044_00226_20320_7692.N1	18-JAN-2006 16:35:30	Bright	33.500	126	60Bet Oph	2.7700	4250.0	67	20320	No
200	GOM_NL__2PRFIN20060118_164050_000000542044_00226_20320_7693.N1	18-JAN-2006 16:40:50	Bright	54.000	98	13Zet Oph	2.5710	30000.	108	20320	No
201	GOM_NL__2PRFIN20060118_164518_000000512044_00226_20320_7694.N1	18-JAN-2006 16:45:18	Twilight	50.500	16	21Alp Sco	1.0200	3000.0	101	20320	No
202	GOM_NL__2PRFIN20060118_164655_000000442044_00226_20320_7695.N1	18-JAN-2006 16:46:55	Twilight	43.500	75	26Eps Sco	2.2910	4250.0	87	20320	No
203	GOM_NL__2PRFIN20060118_165040_000000392044_00226_20320_7696.N1	18-JAN-2006 16:50:40	Dark	38.500	131	Gam Lup	2.8000	26000.	77	20320	No
204	GOM_NL__2PRFIN20060118_165627_000000542044_00227_20321_7676.N1	18-JAN-2006 16:56:27	Dark	54.000	4	Alp1Cen	-0.010000	5800.0	108	20321	No
205	GOM_NL__2PRFIN20060118_170520_000000382044_00227_20321_7677.N1	18-JAN-2006 17:05:20	Dark	37.500	29	Bet Car	1.6720	10200.	75	20321	No
206	GOM_NL__2PRFIN20060118_170721_000000412044_00227_20321_7678.N1	18-JAN-2006 17:07:21	Dark	40.500	71	lot Car	2.2460	7700.0	81	20321	No
207	GOM_NL__2PRFIN20060118_170912_000000412044_00227_20321_7679.N1	18-JAN-2006 17:09:12	Dark	41.000	46	Del Vel	1.9540	10600.	82	20321	No
208	GOM_NL__2PRFIN20060118_171200_000000522044_00227_20321_7680.N1	18-JAN-2006 17:12:00	Dark	51.500	2	Alp Car	-0.73600	7000.0	103	20321	No
209	GOM_NL__2PRFIN20060118_171932_000000382044_00227_20321_7681.N1	18-JAN-2006 17:19:32	Straylight	38.000	179	24Omi2CMa	3.0320	24000.	76	20321	No
210	GOM_NL__2PRFIN20060118_172144_000000502044_00227_20321_7682.N1	18-JAN-2006 17:21:44	Straylight	49.500	1	9Alp CMa	-1.4400	11000.	99	20321	No
211	GOM_NL__2PRFIN20060118_172415_000000402044_00227_20321_7683.N1	18-JAN-2006 17:24:15	Straylight	39.500	56	53Kap Ori	2.0650	30000.	79	20321	No
212	GOM_NL__2PRFIN20060118_172526_000000382044_00227_20321_7684.N1	18-JAN-2006 17:25:26	Tw_i_and_stray	37.500	125	44lot Ori	2.7700	30000.	75	20321	No
213	GOM_NL__2PRFIN20060118_172643_000000412044_00227_20321_7685.N1	18-JAN-2006 17:26:43	Tw_i_and_stray	40.500	30	46Eps Ori	1.6940	30000.	81	20321	No
214	GOM_NL__2PRFIN20060118_172853_000000492044_00227_20321_7686.N1	18-JAN-2006 17:28:53	Tw_i_and_stray	49.000	14	58Alp Ori	0.87000	3000.0	98	20321	No
215	GOM_NL__2PRFIN20060118_173115_000000522044_00227_20321_7687.N1	18-JAN-2006 17:31:15	Bright	51.500	44	24Gam Gem	1.9280	11000.	103	20321	No
216	GOM_NL__2PRFIN20060118_173300_000000402044_00227_20321_7688.N1	18-JAN-2006 17:33:00	Bright	40.000	151	13Mu Gem	2.8900	3000.0	80	20321	No
217	GOM_NL__2PRFIN20060118_173501_000000362044_00227_20321_7689.N1	18-JAN-2006 17:35:01	Bright	35.500	28	12Bet Tau	1.6500	15200.	71	20321	No
218	GOM_NL__2PRFIN20060118_173641_000000382044_00227_20321_7690.N1	18-JAN-2006 17:36:41	Bright	38.000	114	3lot Aur	2.6930	4600.0	76	20321	No
219	GOM_NL__2PRFIN20060118_173920_000000352044_00227_20321_7691.N1	18-JAN-2006 17:39:20	Bright	35.000	42	34Bet Aur	1.9000	10200.	70	20321	No

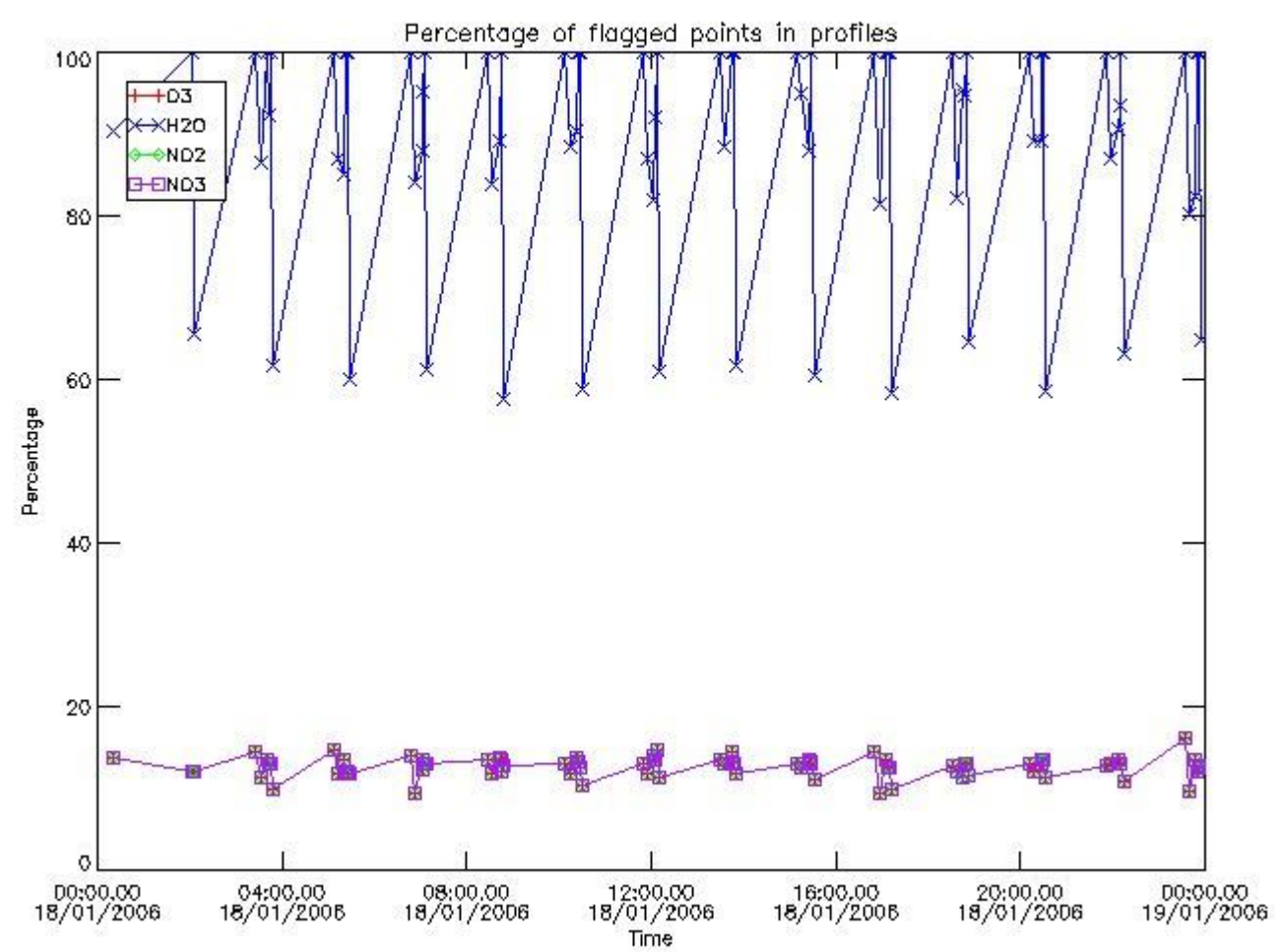
220	GOM_NL__2PRFIN20060118_175154_000000362044_00227_20321_7692.N1	18-JAN-2006 17:51:54	Bright	35.500	49	1Alp UMi	1.9900	6300.0	71	20321	No
221	GOM_NL__2PRFIN20060118_180249_000000372044_00227_20321_7693.N1	18-JAN-2006 18:02:49	Bright	36.500	130	23Bet Dra	2.7990	5800.0	73	20321	No
222	GOM_NL__2PRFIN20060118_180602_000000342044_00227_20321_7694.N1	18-JAN-2006 18:06:02	Bright	34.000	5	3Alp Lyr	0.033000	11000.	68	20321	No
223	GOM_NL__2PRFIN20060118_181400_000000342044_00227_20321_7695.N1	18-JAN-2006 18:14:00	Bright	33.500	59	55Alp Oph	2.0800	8900.0	67	20321	No
224	GOM_NL__2PRFIN20060118_181606_000000332044_00227_20321_7696.N1	18-JAN-2006 18:16:06	Bright	33.000	126	60Bet Oph	2.7700	4250.0	66	20321	No
225	GOM_NL__2PRFIN20060118_182126_000000372044_00227_20321_7697.N1	18-JAN-2006 18:21:26	Bright	36.500	98	13Zet Oph	2.5710	30000.	73	20321	No
226	GOM_NL__2PRFIN20060118_182555_000000462044_00227_20321_7698.N1	18-JAN-2006 18:25:55	Twilight	46.000	16	21Alp Sco	1.0200	3000.0	92	20321	No
227	GOM_NL__2PRFIN20060118_182731_000000392044_00227_20321_7699.N1	18-JAN-2006 18:27:31	Twilight	38.500	75	26Eps Sco	2.2910	4250.0	77	20321	No
228	GOM_NL__2PRFIN20060118_183117_000000402044_00227_20321_7700.N1	18-JAN-2006 18:31:17	Dark	40.000	131	Gam Lup	2.8000	26000.	80	20321	No
229	GOM_NL__2PRFIN20060118_183703_000000432044_00228_20322_7677.N1	18-JAN-2006 18:37:03	Dark	42.500	4	Alp1Cen	-0.010000	5800.0	85	20322	No
230	GOM_NL__2PRFIN20060118_184556_000000452044_00228_20322_7678.N1	18-JAN-2006 18:45:56	Dark	45.000	29	Bet Car	1.6720	10200.	90	20322	No
231	GOM_NL__2PRFIN20060118_184757_000000392044_00228_20322_7679.N1	18-JAN-2006 18:47:57	Dark	39.000	71	lot Car	2.2460	7700.0	78	20322	No
232	GOM_NL__2PRFIN20060118_184948_000000392044_00228_20322_7680.N1	18-JAN-2006 18:49:48	Dark	39.000	46	Del Vel	1.9540	10600.	78	20322	No
233	GOM_NL__2PRFIN20060118_185236_000000492044_00228_20322_7681.N1	18-JAN-2006 18:52:36	Dark	48.500	2	Alp Car	-0.73600	7000.0	97	20322	No
234	GOM_NL__2PRFIN20060118_190220_000000482044_00228_20322_7682.N1	18-JAN-2006 19:02:20	Straylight	47.500	1	9Alp CMa	-1.4400	11000.	95	20322	No
235	GOM_NL__2PRFIN20060118_190451_000000402044_00228_20322_7683.N1	18-JAN-2006 19:04:51	Straylight	39.500	56	53Kap Ori	2.0650	30000.	79	20322	No
236	GOM_NL__2PRFIN20060118_190602_000000382044_00228_20322_7684.N1	18-JAN-2006 19:06:02	Twi_and_stray	38.000	125	44lot Ori	2.7700	30000.	76	20322	No
237	GOM_NL__2PRFIN20060118_190719_000000392044_00228_20322_7685.N1	18-JAN-2006 19:07:19	Twi_and_stray	39.000	30	46Eps Ori	1.6940	30000.	78	20322	No
238	GOM_NL__2PRFIN20060118_190929_000000512044_00228_20322_7686.N1	18-JAN-2006 19:09:29	Twi_and_stray	51.000	14	58Alp Ori	0.87000	3000.0	102	20322	No
239	GOM_NL__2PRFIN20060118_191151_000000402044_00228_20322_7687.N1	18-JAN-2006 19:11:51	Bright	40.000	44	24Gam Gem	1.9280	11000.	80	20322	No
240	GOM_NL__2PRFIN20060118_191335_000000402044_00228_20322_7688.N1	18-JAN-2006 19:13:35	Bright	39.500	151	13Mu Gem	2.8900	3000.0	79	20322	No
241	GOM_NL__2PRFIN20060118_191537_000000372044_00228_20322_7689.N1	18-JAN-2006 19:15:37	Bright	37.000	28	12Bet Tau	1.6500	15200.	74	20322	No
242	GOM_NL__2PRFIN20060118_191717_000000382044_00228_20322_7690.N1	18-JAN-2006 19:17:17	Bright	37.500	114	3lot Aur	2.6930	4600.0	75	20322	No
243	GOM_NL__2PRFIN20060118_191956_000000372044_00228_20322_7691.N1	18-JAN-2006 19:19:56	Bright	37.000	42	34Bet Aur	1.9000	10200.	74	20322	No
244	GOM_NL__2PRFIN20060118_193230_000000362044_00228_20322_7692.N1	18-JAN-2006 19:32:30	Bright	35.500	49	1Alp UMi	1.9900	6300.0	71	20322	No
245	GOM_NL__2PRFIN20060118_194325_000000382044_00228_20322_7693.N1	18-JAN-2006 19:43:25	Bright	37.500	130	23Bet Dra	2.7990	5800.0	75	20322	No
246	GOM_NL__2PRFIN20060118_194638_000000332044_00228_20322_7694.N1	18-JAN-2006 19:46:38	Bright	32.500	5	3Alp Lyr	0.033000	11000.	65	20322	No
247	GOM_NL__2PRFIN20060118_195436_000000342044_00228_20322_7695.N1	18-JAN-2006 19:54:36	Bright	34.000	59	55Alp Oph	2.0800	8900.0	68	20322	No
248	GOM_NL__2PRFIN20060118_195642_000000342044_00228_20322_7696.N1	18-JAN-2006 19:56:42	Bright	33.500	126	60Bet Oph	2.7700	4250.0	67	20322	No
249	GOM_NL__2PRFIN20060118_200203_000000402044_00228_20322_7697.N1	18-JAN-2006 20:02:03	Bright	40.000	98	13Zet Oph	2.5710	30000.	80	20322	No
250	GOM_NL__2PRFIN20060118_200631_000000492044_00228_20322_7698.N1	18-JAN-2006 20:06:31	Twilight	48.500	16	21Alp Sco	1.0200	3000.0	97	20322	No
251	GOM_NL__2PRFIN20060118_200807_000000452044_00228_20322_7699.N1	18-JAN-2006 20:08:07	Twilight	44.500	75	26Eps Sco	2.2910	4250.0	89	20322	No
252	GOM_NL__2PRFIN20060118_201153_000000392044_00228_20322_7700.N1	18-JAN-2006 20:11:53	Dark	39.000	131	Gam Lup	2.8000	26000.	78	20322	No
253	GOM_NL__2PRFIN20060118_201739_000000422044_00229_20323_7677.N1	18-JAN-2006 20:17:39	Dark	42.000	4	Alp1Cen	-0.010000	5800.0	84	20323	No
254	GOM_NL__2PRFIN20060118_202632_000000382044_00229_20323_7678.N1	18-JAN-2006 20:26:32	Dark	37.500	29	Bet Car	1.6720	10200.	75	20323	No
255	GOM_NL__2PRFIN20060118_202834_000000392044_00229_20323_7679.N1	18-JAN-2006 20:28:34	Dark	39.000	71	lot Car	2.2460	7700.0	78	20323	No
256	GOM_NL__2PRFIN20060118_203025_000000382044_00229_20323_7680.N1	18-JAN-2006 20:30:25	Dark	38.000	46	Del Vel	1.9540	10600.	76	20323	No
257	GOM_NL__2PRFIN20060118_203312_000000452044_00229_20323_7681.N1	18-JAN-2006 20:33:12	Dark	45.000	2	Alp Car	-0.73600	7000.0	90	20323	No
258	GOM_NL__2PRFIN20060118_203920_000000422044_00229_20323_7682.N1	18-JAN-2006 20:39:20	Straylight	41.500	23	21Eps CMa	1.5020	26000.	83	20323	No
259	GOM_NL__2PRFIN20060118_204044_000000392044_00229_20323_7683.N1	18-JAN-2006 20:40:44	Straylight	38.500	179	24Omi2CMa	3.0320	24000.	77	20323	No
260	GOM_NL__2PRFIN20060118_204256_000000482044_00229_20323_7684.N1	18-JAN-2006 20:42:56	Straylight	47.500	1	9Alp CMa	-1.4400	11000.	95	20323	No
261	GOM_NL__2PRFIN20060118_204527_000000392044_00229_20323_7685.N1	18-JAN-2006 20:45:27	Straylight	39.000	56	53Kap Ori	2.0650	30000.	78	20323	No
262	GOM_NL__2PRFIN20060118_204638_000000382044_00229_20323_7686.N1	18-JAN-2006 20:46:38	Twi_and_stray	38.000	125	44lot Ori	2.7700	30000.	76	20323	No
263	GOM_NL__2PRFIN20060118_204755_000000402044_00229_20323_7687.N1	18-JAN-2006 20:47:55	Twi_and_stray	39.500	30	46Eps Ori	1.6940	30000.	79	20323	No
264	GOM_NL__2PRFIN20060118_205005_000000492044_00229_20323_7688.N1	18-JAN-2006 20:50:05	Twi_and_stray	48.500	14	58Alp Ori	0.87000	3000.0	97	20323	No
265	GOM_NL__2PRFIN20060118_205227_000000442044_00229_20323_7689.N1	18-JAN-2006 20:52:27	Bright	43.500	44	24Gam Gem	1.9280	11000.	87	20323	No
266	GOM_NL__2PRFIN20060118_205411_000000412044_00229_20323_7690.N1	18-JAN-2006 20:54:11	Bright	40.500	151	13Mu Gem	2.8900	3000.0	81	20323	No
267	GOM_NL__2PRFIN20060118_205613_000000362044_00229_20323_7691.N1	18-JAN-2006 20:56:13	Bright	36.000	28	12Bet Tau	1.6500	15200.	72	20323	No
268	GOM_NL__2PRFIN20060118_205753_000000362044_00229_20323_7692.N1	18-JAN-2006 20:57:53	Bright	36.000	114	3lot Aur	2.6930	4600.0	72	20323	No
269	GOM_NL__2PRFIN20060118_210032_000000352044_00229_20323_7693.N1	18-JAN-2006 21:00:32	Bright	34.500	42	34Bet Aur	1.9000	10200.	69	20323	No
270	GOM_NL__2PRFIN20060118_211306_000000372044_00229_20323_7694.N1	18-JAN-2006 21:13:06	Bright	36.500	49	1Alp UMi	1.9900	6300.0	73	20323	No
271	GOM_NL__2PRFIN20060118_212401_000000342044_00229_20323_7695.N1	18-JAN-2006 21:24:01	Bright	33.500	130	23Bet Dra	2.7990	5800.0	67	20323	No
272	GOM_NL__2PRFIN20060118_212714_000000362044_00229_20323_7696.N1	18-JAN-2006 21:27:14	Bright	36.000	5	3Alp Lyr	0.033000	11000.	72	20323	No
273	GOM_NL__2PRFIN20060118_213512_000000342044_00229_20323_7697.N1	18-JAN-2006 21:35:12	Bright	33.500	59	55Alp Oph	2.0800	8900.0	67	20323	No
274	GOM_NL__2PRFIN20060118_213719_000000342044_00229_20323_7698.N1	18-JAN-2006 21:37:19	Bright	33.500	126	60Bet Oph	2.7700	4250.0	67	20323	No
275	GOM_NL__2PRFIN20060118_214239_000000522044_00229_20323_7699.N1	18-JAN-2006 21:42:39	Bright	51.500	98	13Zet Oph	2.5710	30000.	103	20323	No
276	GOM_NL__2PRFIN20060118_214707_000000542044_00229_20323_7700.N1	18-JAN-2006 21:47:07	Twilight	54.000	16	21Alp Sco	1.0200	3000.0	108	20323	No
277	GOM_NL__2PRFIN20060118_214843_000000422044_00229_20323_7701.N1	18-JAN-2006 21:48:43	Twilight	42.000	75	26Eps Sco	2.2910	4250.0	84	20323	No
278	GOM_NL__2PRFIN20060118_215230_000000402044_00229_20323_7702.N1	18-JAN-2006 21:52:30	Dark	40.000	131	Gam Lup	2.8000	26000.	80	20323	No

279	GOM_NL__2PRFIN20060118_215816_000000432044_00230_20324_7678.N1	18-JAN-2006 21:58:16	Dark	43.000	4	Alp1Cen	-0.010000	5800.0	86	20324	No
280	GOM_NL__2PRFIN20060118_220708_000000382044_00230_20324_7679.N1	18-JAN-2006 22:07:08	Dark	37.500	29	Bet Car	1.6720	10200.	75	20324	No
281	GOM_NL__2PRFIN20060118_220910_000000392044_00230_20324_7680.N1	18-JAN-2006 22:09:10	Dark	39.000	71	lot Car	2.2460	7700.0	78	20324	No
282	GOM_NL__2PRFIN20060118_221101_000000402044_00230_20324_7681.N1	18-JAN-2006 22:11:01	Dark	39.500	46	Del Vel	1.9540	10600.	79	20324	No
283	GOM_NL__2PRFIN20060118_221348_000000522044_00230_20324_7682.N1	18-JAN-2006 22:13:48	Dark	52.000	2	Alp Car	-0.73600	7000.0	104	20324	No
284	GOM_NL__2PRFIN20060118_221956_000000422044_00230_20324_7683.N1	18-JAN-2006 22:19:56	Straylight	41.500	23	21Eps CMa	1.5020	26000.	83	20324	No
285	GOM_NL__2PRFIN20060118_222120_000000412044_00230_20324_7684.N1	18-JAN-2006 22:21:20	Straylight	40.500	179	24Omi2CMa	3.0320	24000.	81	20324	No
286	GOM_NL__2PRFIN20060118_222332_000000462044_00230_20324_7685.N1	18-JAN-2006 22:23:32	Straylight	46.000	1	9Alp CMa	-1.4400	11000.	92	20324	No
287	GOM_NL__2PRFIN20060118_222603_000000392044_00230_20324_7686.N1	18-JAN-2006 22:26:03	Straylight	39.000	56	53Kap Ori	2.0650	30000.	78	20324	No
288	GOM_NL__2PRFIN20060118_222714_000000402044_00230_20324_7687.N1	18-JAN-2006 22:27:14	Twilight	40.000	125	44lot Ori	2.7700	30000.	80	20324	No
289	GOM_NL__2PRFIN20060118_222831_000000412044_00230_20324_7688.N1	18-JAN-2006 22:28:31	Twilight	41.000	30	46Eps Ori	1.6940	30000.	82	20324	No
290	GOM_NL__2PRFIN20060118_223041_000000492044_00230_20324_7689.N1	18-JAN-2006 22:30:41	Twilight	48.500	14	58Alp Ori	0.87000	3000.0	97	20324	No
291	GOM_NL__2PRFIN20060118_223303_000000482044_00230_20324_7690.N1	18-JAN-2006 22:33:03	Bright	47.500	44	24Gam Gem	1.9280	11000.	95	20324	No
292	GOM_NL__2PRFIN20060118_223447_000000392044_00230_20324_7691.N1	18-JAN-2006 22:34:47	Bright	38.500	151	13Mu Gem	2.8900	3000.0	77	20324	No
293	GOM_NL__2PRFIN20060118_223649_000000372044_00230_20324_7692.N1	18-JAN-2006 22:36:49	Bright	37.000	28	12Bet Tau	1.6500	15200.	74	20324	No
294	GOM_NL__2PRFIN20060118_223858_000000352044_00230_20324_7693.N1	18-JAN-2006 22:38:58	Bright	35.000	107	37The Aur	2.6490	11000.	70	20324	No
295	GOM_NL__2PRFIN20060118_224108_000000362044_00230_20324_7694.N1	18-JAN-2006 22:41:08	Bright	35.500	42	34Bet Aur	1.9000	10200.	71	20324	No
296	GOM_NL__2PRFIN20060118_225342_000000362044_00230_20324_7695.N1	18-JAN-2006 22:53:42	Bright	35.500	49	1Alp UMi	1.9900	6300.0	71	20324	No
297	GOM_NL__2PRFIN20060118_230437_000000382044_00230_20324_7696.N1	18-JAN-2006 23:04:37	Bright	37.500	130	23Bet Dra	2.7990	5800.0	75	20324	No
298	GOM_NL__2PRFIN20060118_230750_000000342044_00230_20324_7697.N1	18-JAN-2006 23:07:50	Bright	33.500	5	3Alp Lyr	0.033000	11000.	67	20324	No
299	GOM_NL__2PRFIN20060118_231548_000000342044_00230_20324_7698.N1	18-JAN-2006 23:15:48	Bright	33.500	59	55Alp Oph	2.0800	8900.0	67	20324	No
300	GOM_NL__2PRFIN20060118_231755_000000332044_00230_20324_7699.N1	18-JAN-2006 23:17:55	Bright	33.000	126	60Bet Oph	2.7700	4250.0	66	20324	No
301	GOM_NL__2PRFIN20060118_232315_000000402044_00230_20324_7700.N1	18-JAN-2006 23:23:15	Bright	40.000	98	13Zet Oph	2.5710	30000.	80	20324	No
302	GOM_NL__2PRFIN20060118_232744_000000482044_00230_20324_7701.N1	18-JAN-2006 23:27:44	Twilight	48.000	16	21Alp Sco	1.0200	3000.0	96	20324	No
303	GOM_NL__2PRFIN20060118_232920_000000432044_00230_20324_7702.N1	18-JAN-2006 23:29:20	Twilight	43.000	75	26Eps Sco	2.2910	4250.0	86	20324	No
304	GOM_NL__2PRFIN20060118_233307_000000382044_00230_20324_7703.N1	18-JAN-2006 23:33:07	Dark	38.000	131	Gam Lup	2.8000	26000.	76	20324	No
305	GOM_NL__2PRFIN20060118_233852_000000542044_00231_20325_7679.N1	18-JAN-2006 23:38:52	Dark	53.500	4	Alp1Cen	-0.010000	5800.0	107	20325	No
306	GOM_NL__2PRFIN20060118_234744_000000382044_00231_20325_7680.N1	18-JAN-2006 23:47:44	Dark	37.500	29	Bet Car	1.6720	10200.	75	20325	No
307	GOM_NL__2PRFIN20060118_234946_000000432044_00231_20325_7681.N1	18-JAN-2006 23:49:46	Dark	42.500	71	lot Car	2.2460	7700.0	85	20325	No
308	GOM_NL__2PRFIN20060118_235137_000000402044_00231_20325_7682.N1	18-JAN-2006 23:51:37	Dark	40.000	46	Del Vel	1.9540	10600.	80	20325	No
309	GOM_NL__2PRFIN20060118_235424_000000452044_00231_20325_7683.N1	18-JAN-2006 23:54:24	Dark	44.500	2	Alp Car	-0.73600	7000.0	89	20325	No

3. Quality information per product

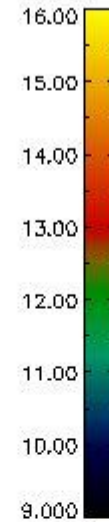
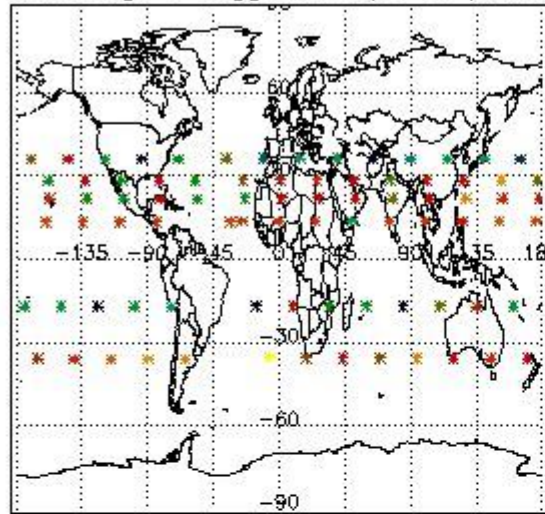
In this section it is plotted some information contained in the Quality Summary data set of the level 2 products. Only products in dark limb conditions and without errors (error flag in the MPH set to "0") are used.

3.1 Plot quality information per product (time dependant)

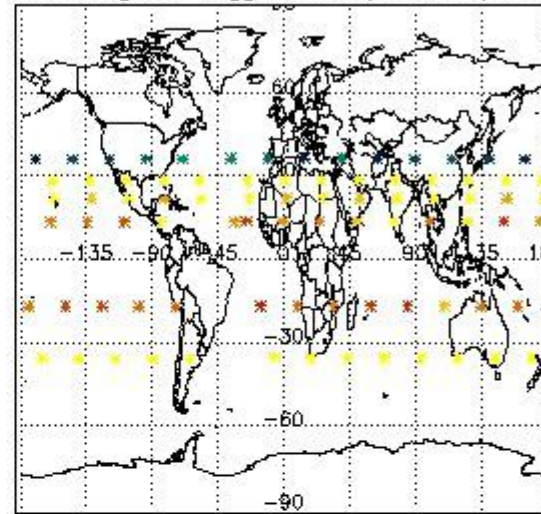


3.2 Plot quality information per product (world map)

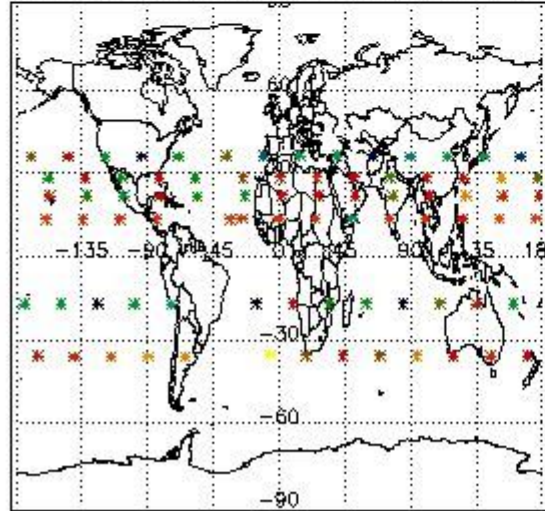
Percentage of flagged data per O3 profile



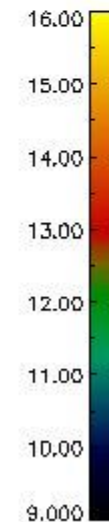
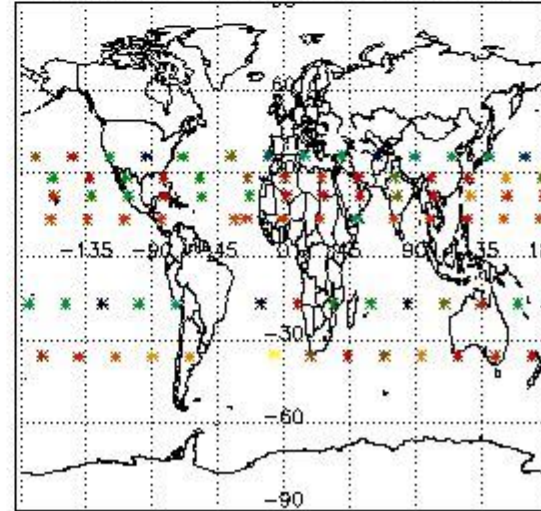
Percentage of flagged data per H2O profile



Percentage of flagged data per NO2 profile



Percentage of flagged data per NO3 profile

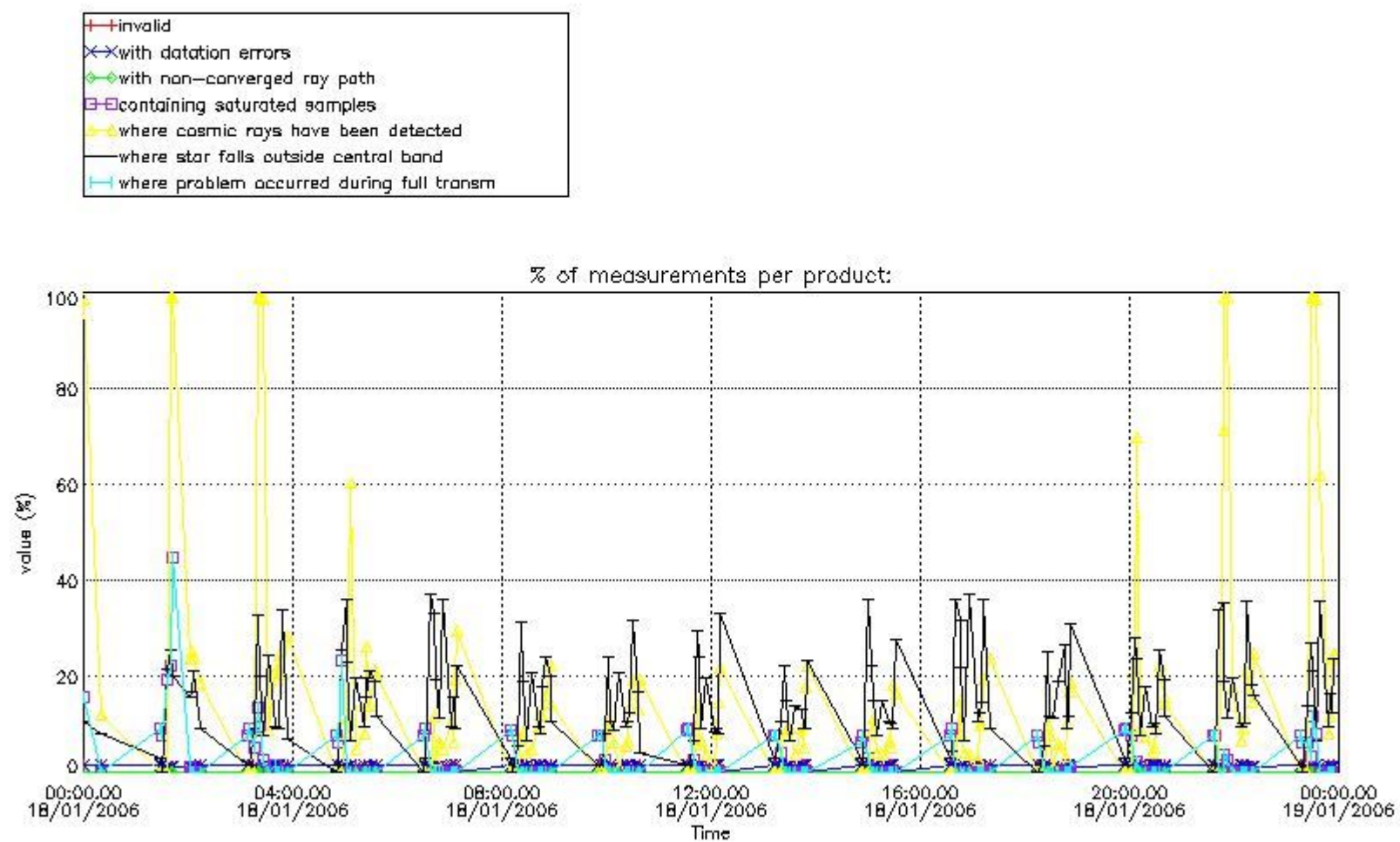


4. Level 1 quality information per product

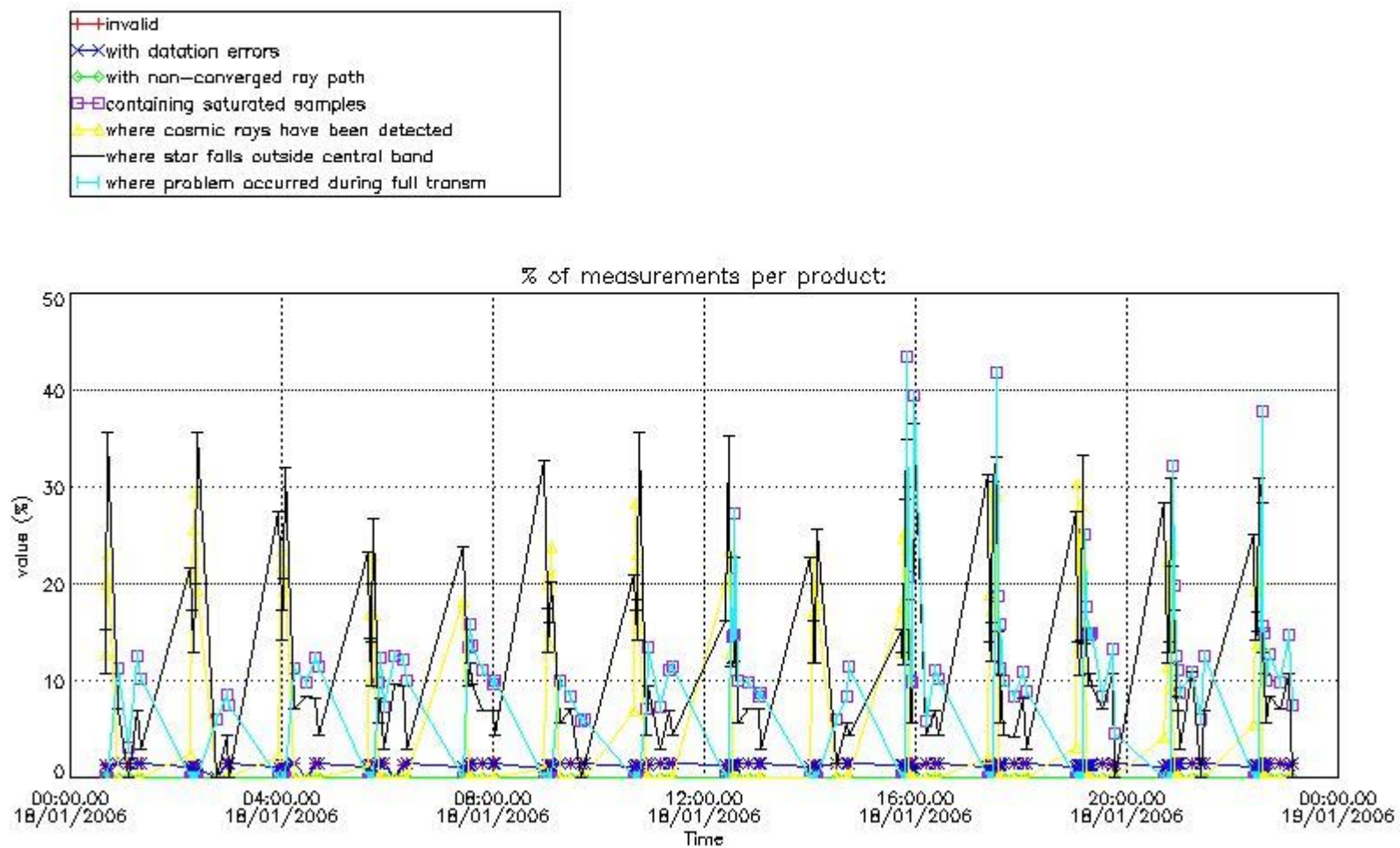
In this section it is plotted some information contained in the Quality Summary data set of the level 2 products that comes from the level 1b processing. Products without errors (error flag in the MPH set to "0") are used.

4.1 Plot quality information per product (time dependant) coming from level 1b processing

4.1.1 Plot level 1 quality information per product (time dependant): ENVISAT ASCENDING passes



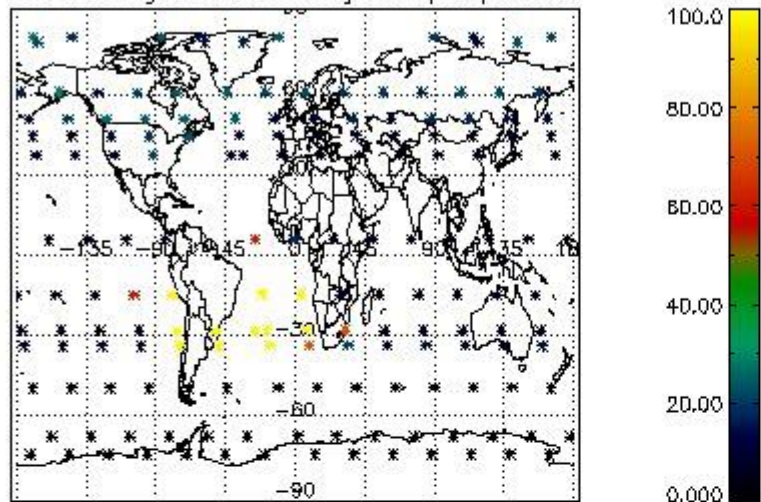
4.1.2 Plot level 1 quality information per product (time dependant): ENVI SAT DESCENDING passes



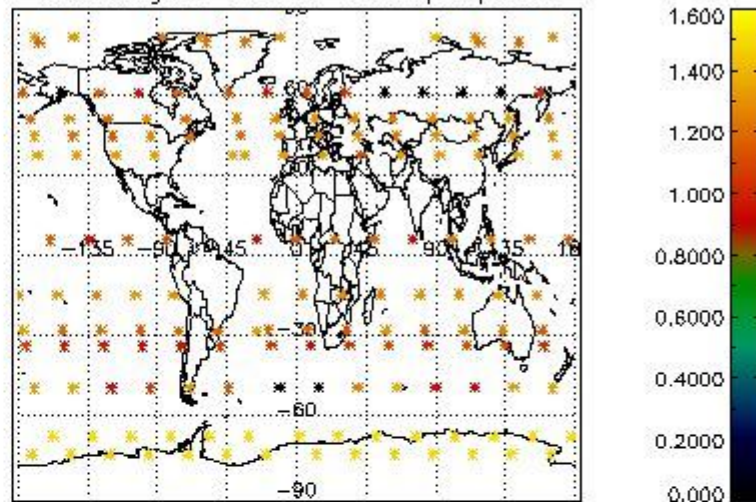
4.2 Plot quality information per product coming from level 1b processing (world map)

4.2.1 Plot level 1 quality information per product (world map): ENVISAT ASCENDING passes

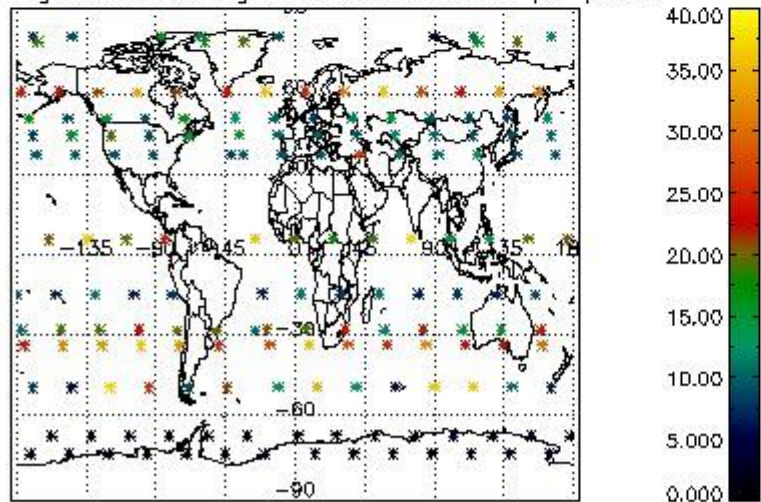
Percentage of cosmic ray hits per profile



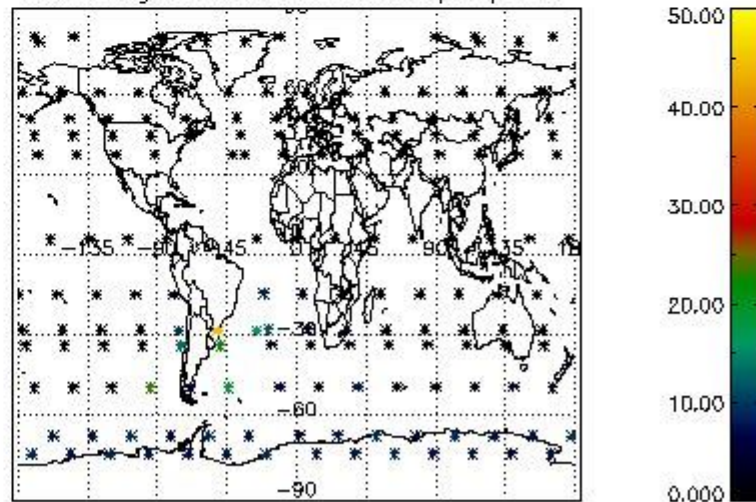
Percentage of datation errors per profile



Percentage of star falling outside central band per profile

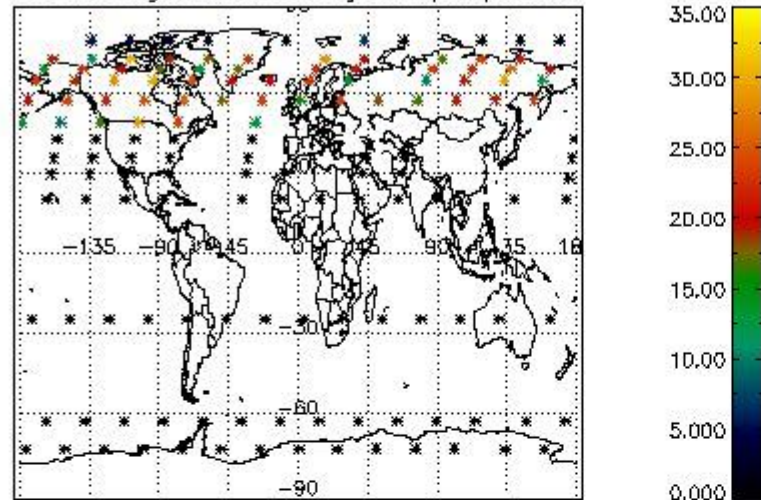


Percentage of saturation errors per profile

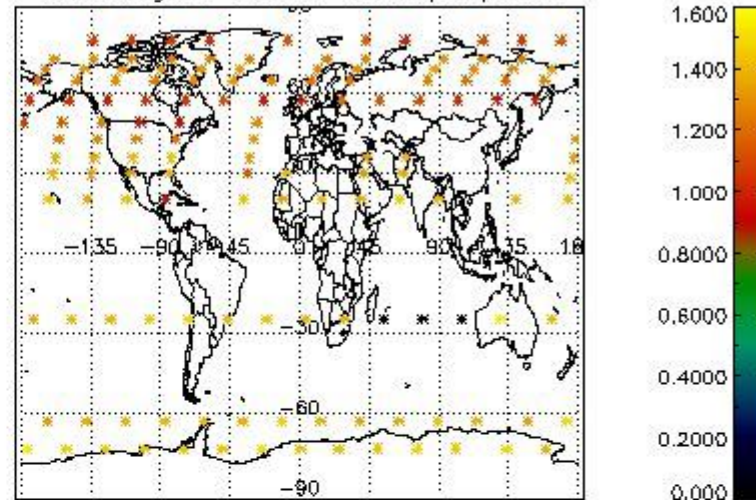


4.2.2 Plot level 1 quality information per product (world map): ENVISAT DESCENDING passes

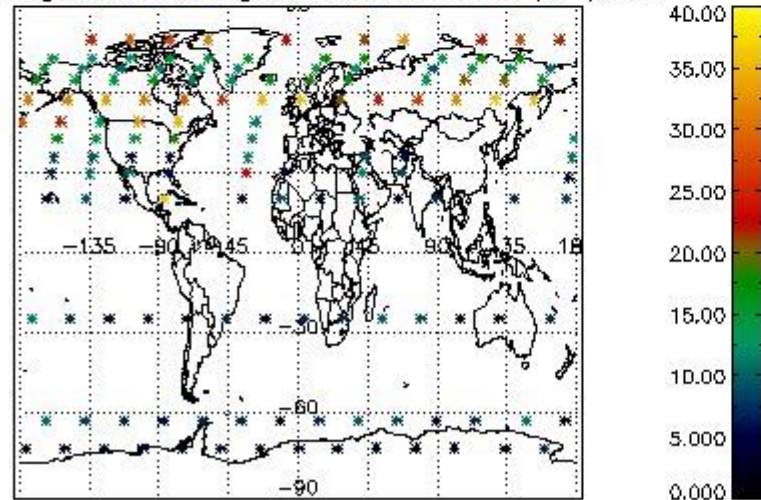
Percentage of cosmic ray hits per profile



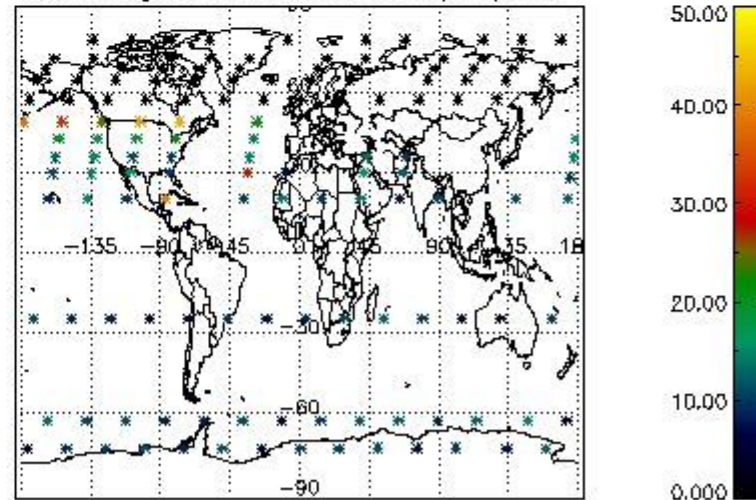
Percentage of datation errors per profile



Percentage of star falling outside central band per profile



Percentage of saturation errors per profile



5. Trace gas profiles

5.1 Ozone statistics based on quality of products

The final quality of the products can be "measured" using the STD (Standard Deviation) attached to every point profile. This information is written to the parameter GOM_NL__2P/NL_LOCAL_SPECIES_DENSITY/o3_std of the level 2 products. The table below shows the statistics for given STD ranges.

The statistics are given with respect to the overall valid production:

- Products without fatal errors: GOM_NL__2P/MPH/PRODUCT_ERR=0
- Valid point profile: GOM_NL__2P/NL_LOCAL_SPECIES_DENSITY/pcd(0)=0

The 'Criteria' is applied to valid points of dark limb products:

- Products in dark limb illumination condition: GOM_NL__2P/NL_SUMMARY_QUALITY/obs_ill_cond=0
- Products without fatal errors: GOM_NL__2P/MPH/PRODUCT_ERR=0
- Valid point profile: GOM_NL__2P/NL_LOCAL_SPECIES_DENSITY/pcd(0)=0

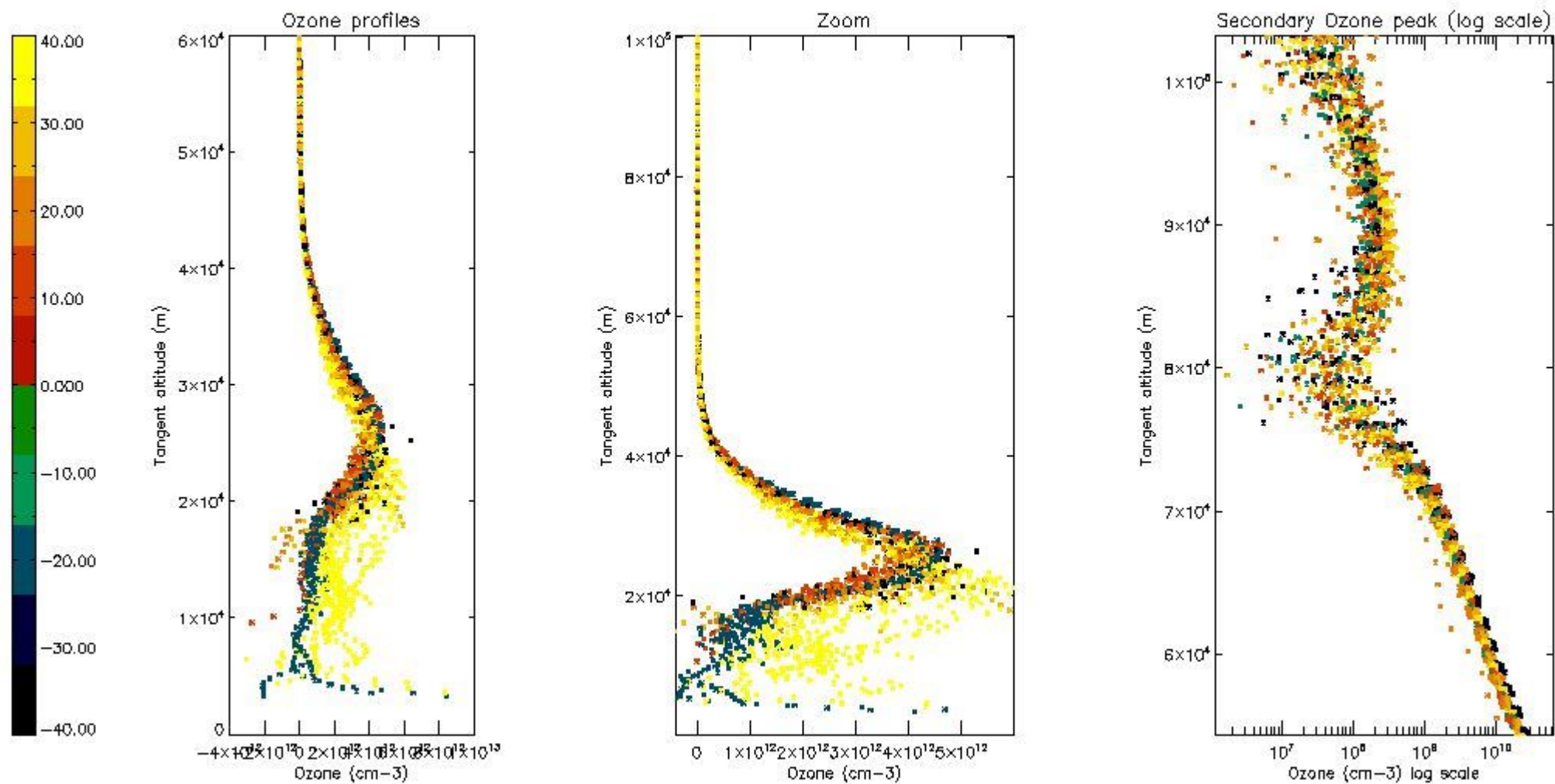
So, the table below shows the percentage of dark limb and valid observations for each criteria with respect to the overall valid daily observations.

Criteria	% of total production
All STD	28
STD < 20	17

STD < 10	14
STD < 5	10

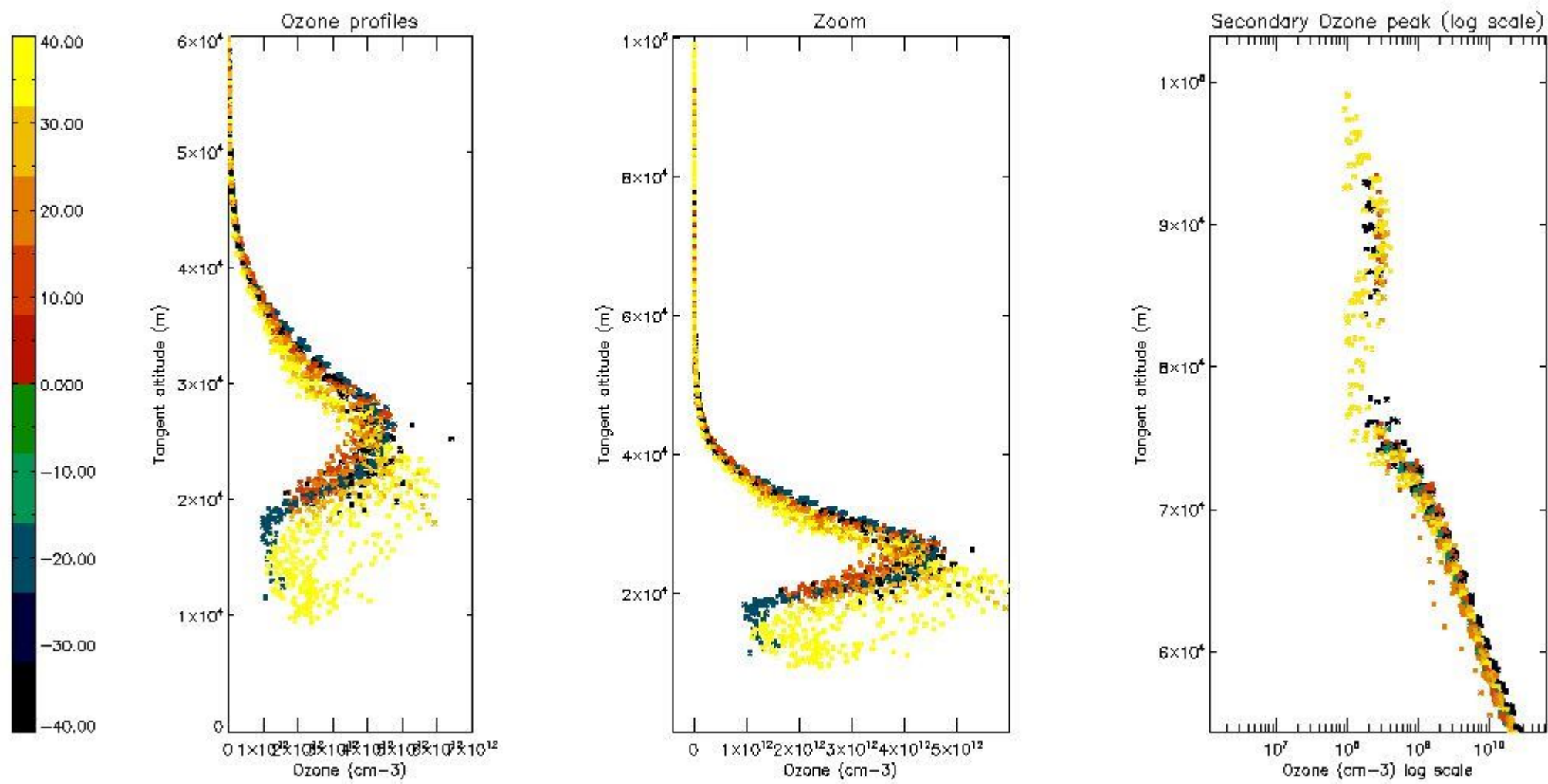
5.2 Plot ozone profiles for all STD (dark without errors)

The colorbar represents the latitude.



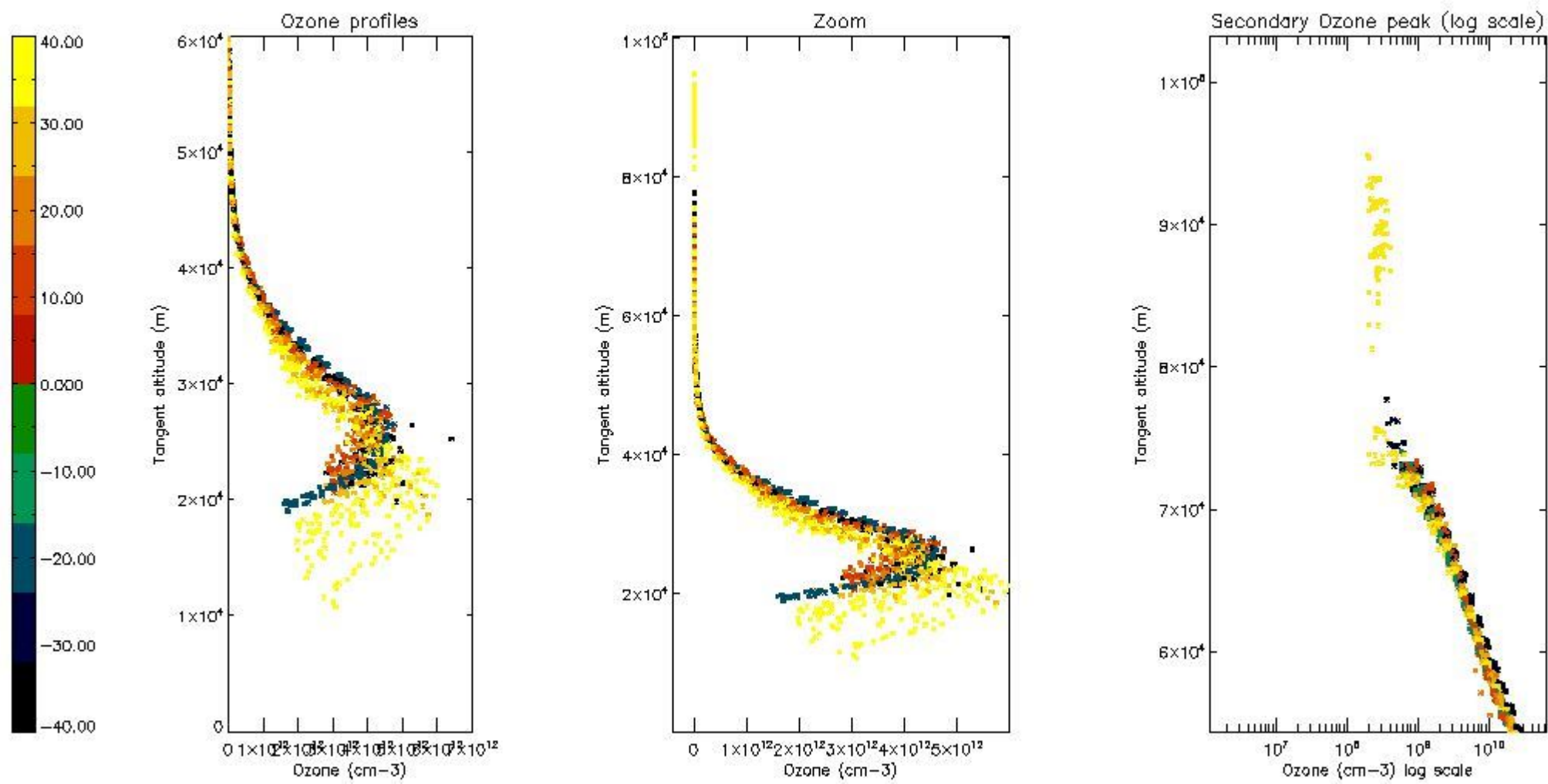
5.3 Plot ozone profiles where STD < 20% (dark without errors)

The colorbar represents the latitude.



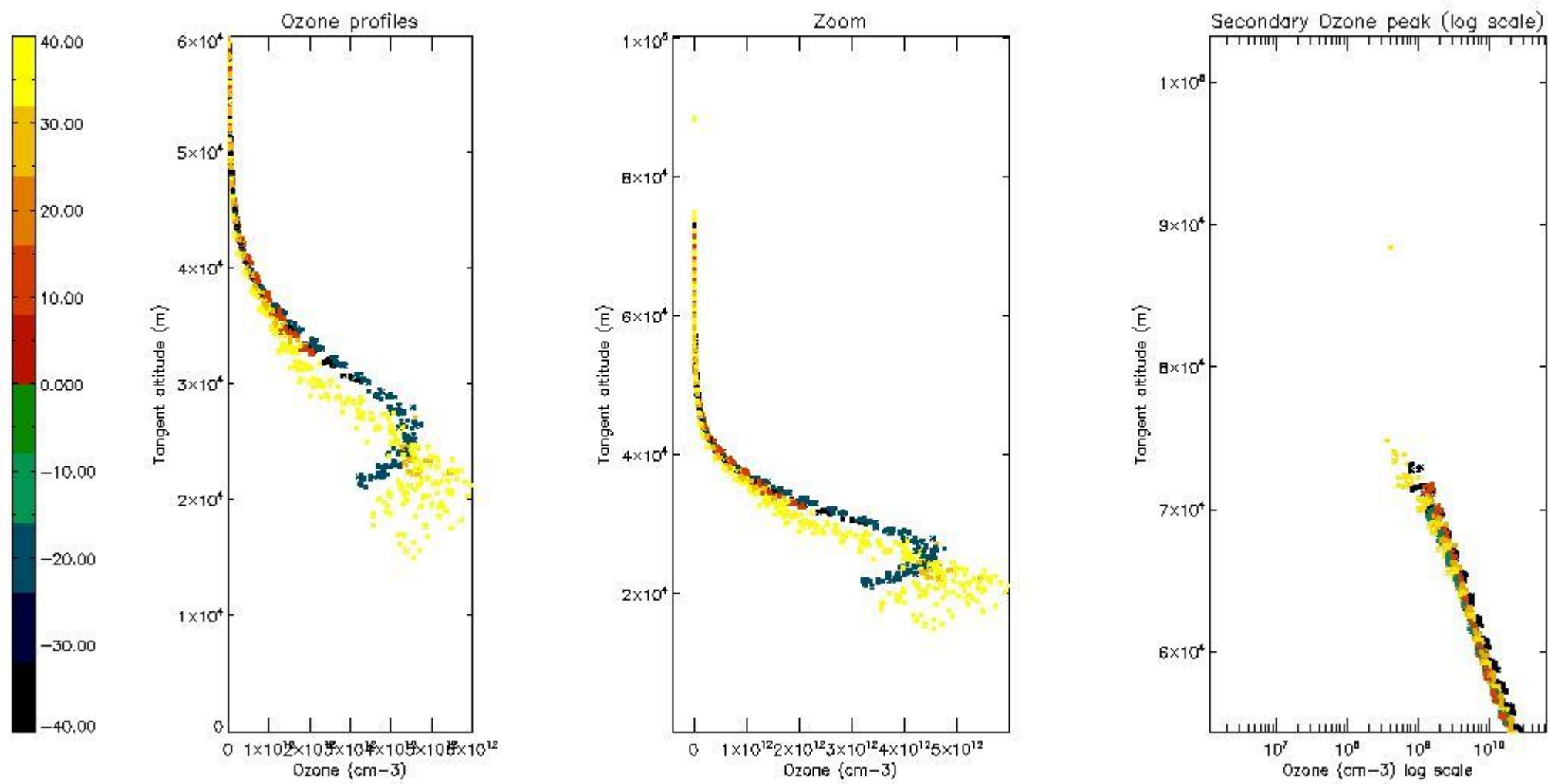
5.4 Plot ozone profiles where STD < 10% (dark without errors)

The colorbar represents the latitude.



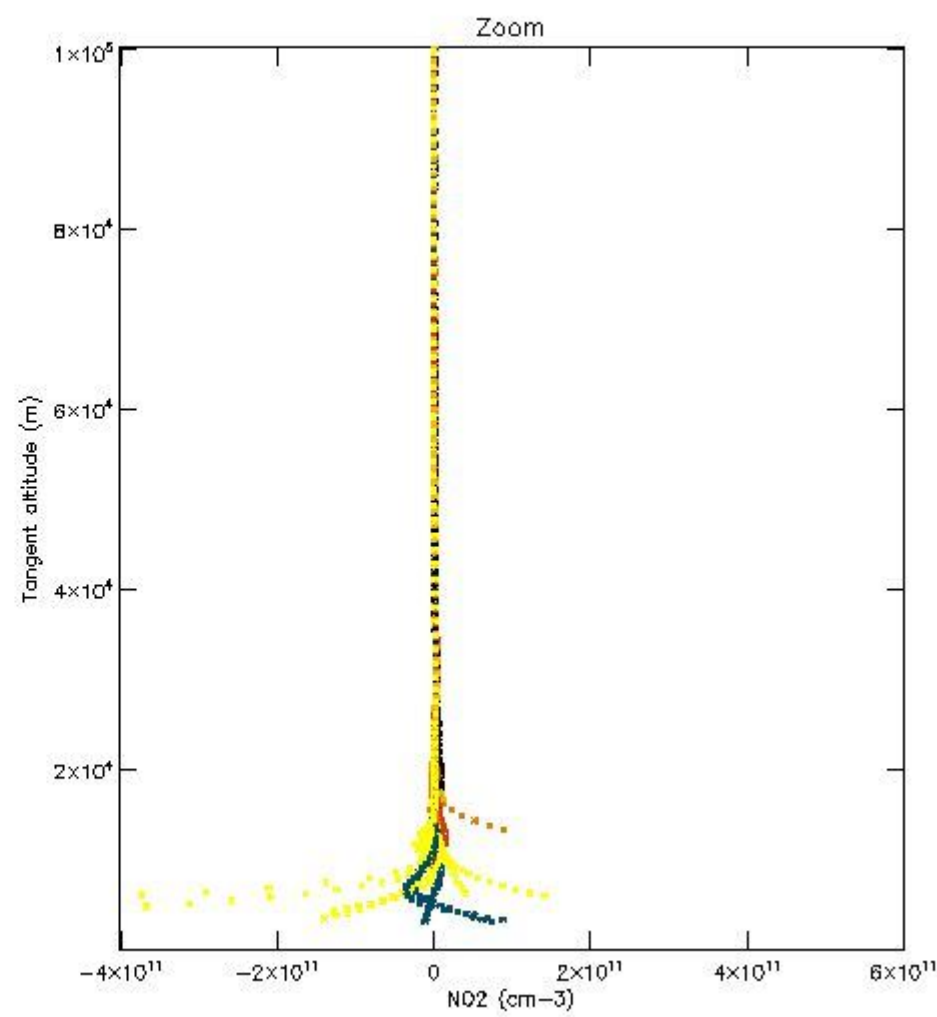
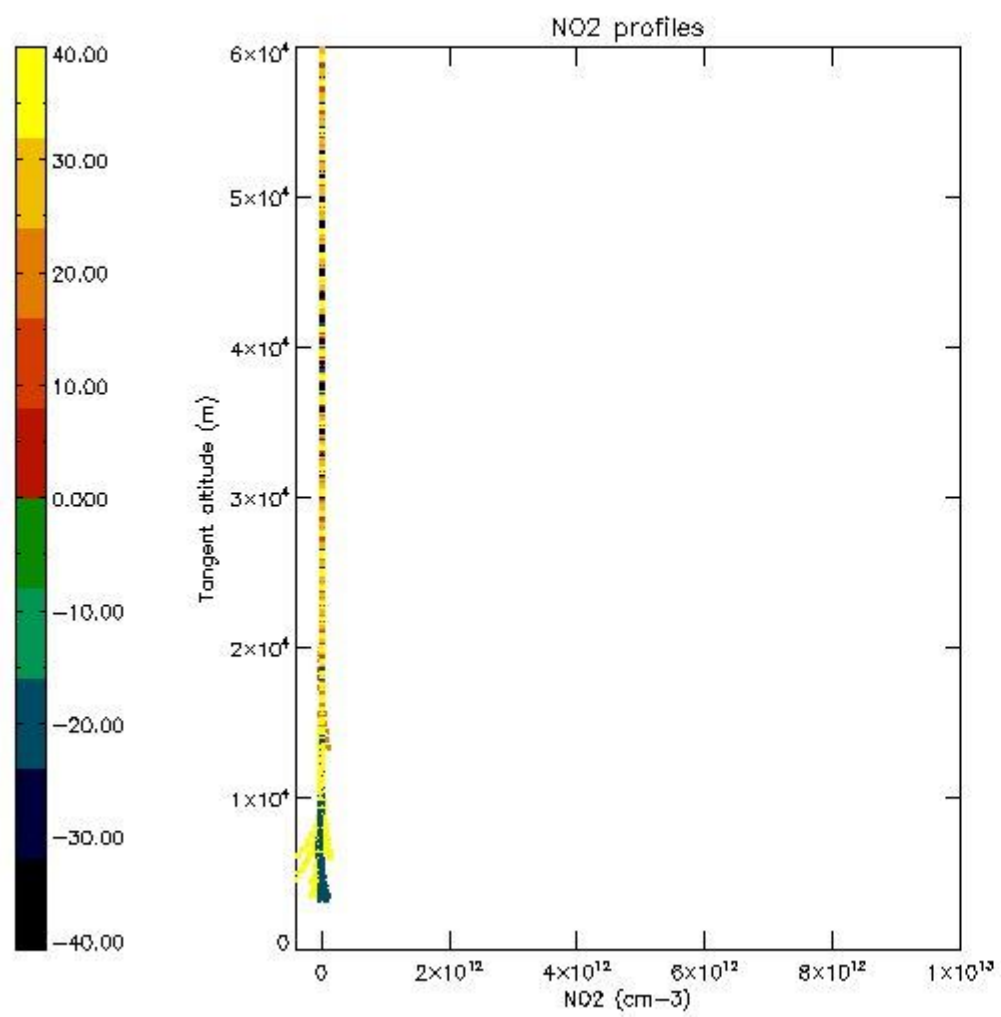
5.5 Plot ozone profiles where STD < 5% (dark without errors)

The colorbar represents the latitude.



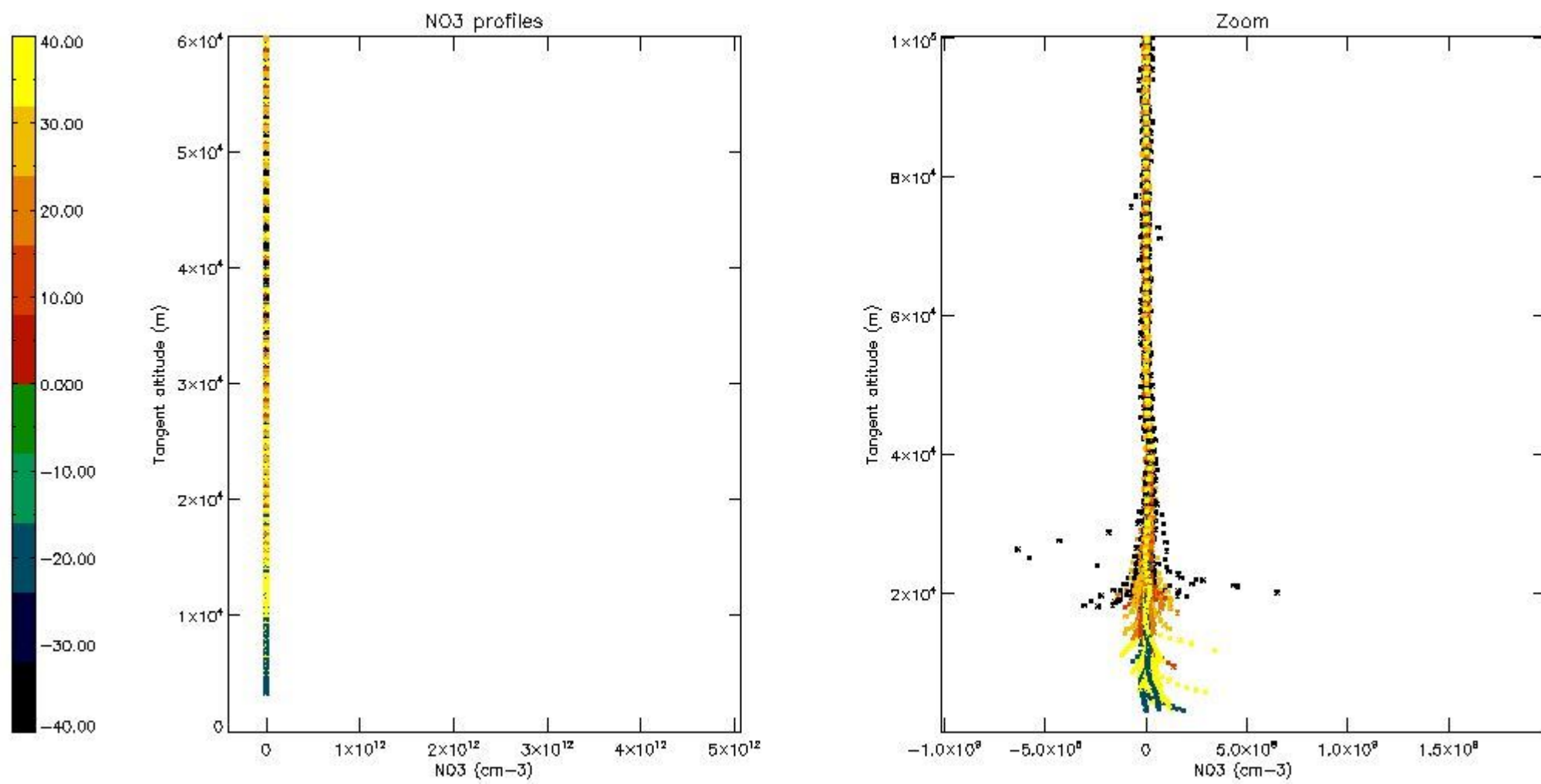
5.6 Plot NO₂ profiles for all STD (dark without errors)

The colorbar represents the latitude.



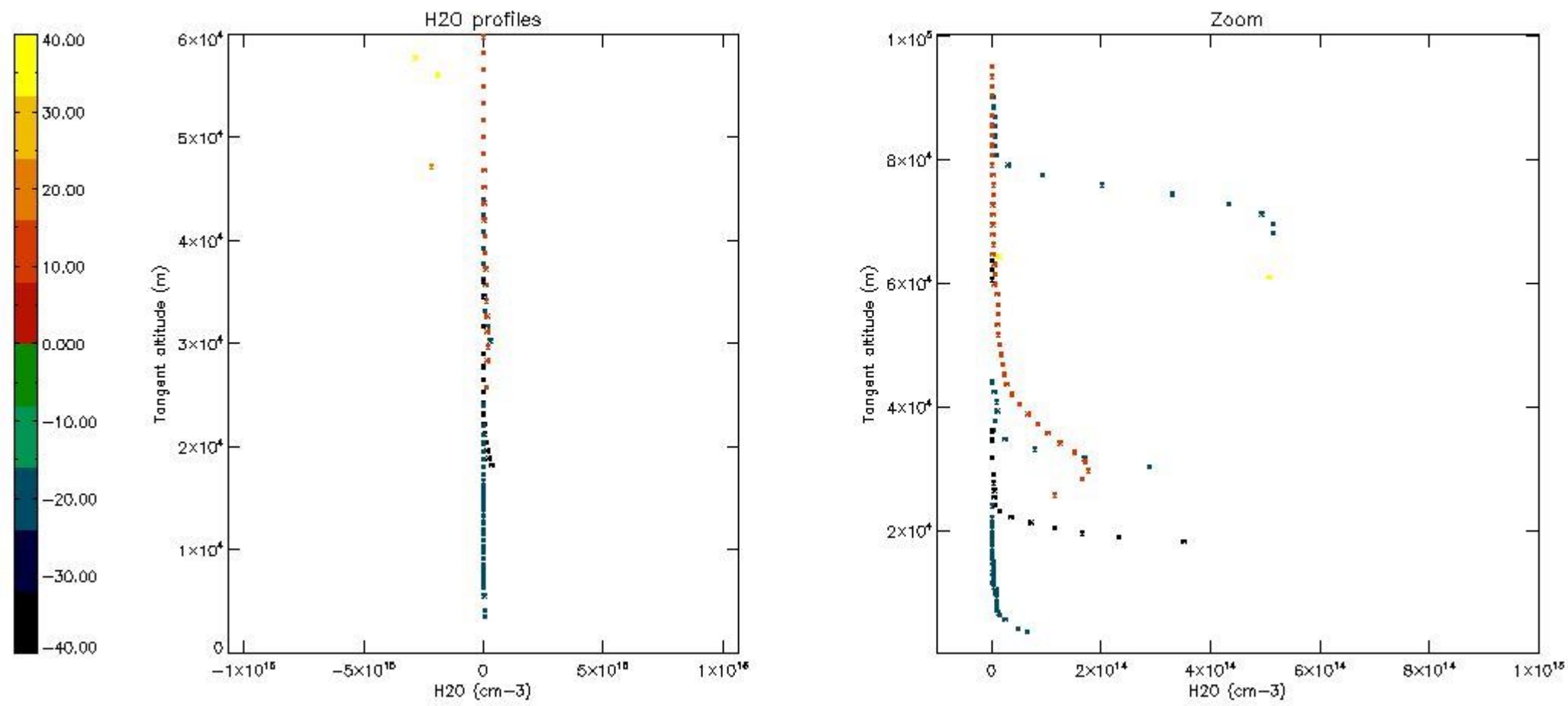
5.7 Plot NO3 profiles for all STD (dark without errors)

The colorbar represents the latitude.



5.8 Plot H2O profiles for all STD (only for occultations of stars 1,2,3,4,13,14,16,26,63 dark without errors)

The colorbar represents the latitude.



6. Auxiliary Data Files used for the production reported in section 2

The number reported in the third column indicates since which file (see list in section 2) the corresponding auxiliary file has been used. The fourth column is the date of those product files.

Type	Auxiliary Filename	Used since product	Used since product date
INST_PHYS_CHARACTERISTICS	GOM_INS_AXVIEC20091111_143220_20030716_120000_20500101_000000	1	18-JAN-2006 00:00:52
LEVEL-2_PROC_CONFIG	GOM_PR2_AXVIEC20091111_152718_20020301_000000_20500101_000000	1	18-JAN-2006 00:00:52
CROSS_SECTIONS_FILE	GOM_CRS_AXVIEC20091111_154832_20020301_000000_20500101_000000	1	18-JAN-2006 00:00:52

GOMOS Level 2 Daily Report

SUMMARY

[1. General Info](#)

[2. Summary of processed GOM_NL_2P products](#)

[3. Level 2 Quality information per product](#)

[3.1 Plot of level 2 quality information per product \(time dependant\)](#)

[3.2 Plot of level 2 quality information per product \(world map\)](#)

[4. Level 1 Quality information per product \(stored on level 2 products\)](#)

[4.1 Plot of level 1 quality information per product \(time dependant\)](#)

[4.1.1 Plot of level 1 quality information per product \(time dependant\): ASCENDING](#)

[4.1.2 Plot of level 1 quality information per product \(time dependant\): DESCENDING](#)

[4.2 Plot of level 1 quality information per product \(world map\)](#)

[4.2.1 Plot of level 1 quality information per product \(world map\): ASCENDING](#)

[4.2.2 Plot of level 1 quality information per product \(world map\): DESCENDING](#)

[5. Ozone profiles based on quality statistics and other trace gas profiles](#)

[5.1 Ozone statistics based on quality of products](#)

[5.2 Plot ozone profiles for all STD \(dark without errors\)](#)

[5.3 Plot ozone profiles where STD < 20% \(dark without errors\)](#)

[5.4. Plot ozone profiles where STD < 10% \(dark without errors\)](#)

[5.5. Plot ozone profiles where STD < 5% \(dark without errors\)](#)

[5.6 Plot NO2 profiles for all STD \(dark without errors\)](#)

[5.7 Plot NO3 profiles for all STD \(dark without errors\)](#)

[5.8 Plot H2O profiles \(only for occultations of stars 1,2,3,4,13,14,16,26,63 dark without errors\) for all STD](#)

[6. Auxiliary Data Files used for the production reported in section 2](#)

This report presents the daily analysis on parameters extracted from GOMOS level 2 data (GOM_NL__2P). It is intended to monitor some important parameters that will impact the quality of these products. A list of level 2 products (and content) that have arrived during the reporting day to the PCF is also given.

Item	Value
Time of report generation	22APR2013 14:35:44
Data source version	GOMOS/6.01
Start time of products	18-01-2006 (18JAN2006 00:00:00)
Stop time of products	19-01-2006 (19JAN2006 00:00:00)
Store outputs in DB	Yes
Nb of level 2 prods	309
Nb of prods with errors	0

2. Summary of processed GOM_NL__2P products.

Nr	Filename	UTC Start time	Limb	Duration	Star Id	Star Name	Star Mag	Star Temp	Nb Meas	Orbit	Prod. error
1	GOM_NL__2PRFIN20060118_000052_000000382044_00216_20310_7661.N1	18-JAN-2006 00:00:52	Twilight	38.000	75	26Eps Sco	2.2910	4250.0	76	20310	No
2	GOM_NL__2PRFIN20060118_001917_000000372044_00217_20311_7784.N1	18-JAN-2006 00:19:17	Dark	37.000	29	Bet Car	1.6720	10200.	74	20311	No
3	GOM_NL__2PRFIN20060118_003924_000000382044_00217_20311_7785.N1	18-JAN-2006 00:39:24	Twilight_and_stray	37.500	125	44Iot Ori	2.7700	30000.	75	20311	No
4	GOM_NL__2PRFIN20060118_004042_000000402044_00217_20311_7786.N1	18-JAN-2006 00:40:42	Twilight_and_stray	39.500	30	46Eps Ori	1.6940	30000.	79	20311	No
5	GOM_NL__2PRFIN20060118_004252_000000522044_00217_20311_7787.N1	18-JAN-2006 00:42:52	Twilight_and_stray	52.000	14	58Alp Ori	0.87000	3000.0	104	20311	No
6	GOM_NL__2PRFIN20060118_005321_000000362044_00217_20311_7788.N1	18-JAN-2006 00:53:21	Bright	35.500	42	34Bet Aur	1.9000	10200.	71	20311	No
7	GOM_NL__2PRFIN20060118_010554_000000332044_00217_20311_7789.N1	18-JAN-2006 01:05:54	Bright	32.500	49	1Alp UMi	1.9900	6300.0	65	20311	No
8	GOM_NL__2PRFIN20060118_011649_000000362044_00217_20311_7790.N1	18-JAN-2006 01:16:49	Bright	36.000	130	23Bet Dra	2.7990	5800.0	72	20311	No
9	GOM_NL__2PRFIN20060118_012000_000000352044_00217_20311_7791.N1	18-JAN-2006 01:20:00	Bright	34.500	5	3Alp Lyr	0.033000	11000.	69	20311	No
10	GOM_NL__2PRFIN20060118_012758_000000342044_00217_20311_7792.N1	18-JAN-2006 01:27:58	Bright	33.500	59	55Alp Oph	2.0800	8900.0	67	20311	No
11	GOM_NL__2PRFIN20060118_013005_000000332044_00217_20311_7793.N1	18-JAN-2006 01:30:05	Bright	33.000	126	60Bet Oph	2.7700	4250.0	66	20311	No
12	GOM_NL__2PRFIN20060118_013523_000000452044_00217_20311_7794.N1	18-JAN-2006 01:35:23	Bright	44.500	98	13Zet Oph	2.5710	30000.	89	20311	No
13	GOM_NL__2PRFIN20060118_013951_000000472044_00217_20311_7795.N1	18-JAN-2006 01:39:51	Twilight_and_stray	47.000	16	21Alp Sco	1.0200	3000.0	94	20311	No
14	GOM_NL__2PRFIN20060118_014128_000000432044_00217_20311_7796.N1	18-JAN-2006 01:41:28	Twilight	42.500	75	26Eps Sco	2.2910	4250.0	85	20311	No
15	GOM_NL__2PRFIN20060118_020154_000000422044_00218_20312_7770.N1	18-JAN-2006 02:01:54	Dark	42.000	71	Iot Car	2.2460	7700.0	84	20312	No
16	GOM_NL__2PRFIN20060118_020345_000000422044_00218_20312_7771.N1	18-JAN-2006 02:03:45	Dark	42.000	46	Del Vel	1.9540	10600.	84	20312	No
17	GOM_NL__2PRFIN20060118_020635_000000432044_00218_20312_7772.N1	18-JAN-2006 02:06:35	Dark	42.500	2	Alp Car	-0.73600	7000.0	85	20312	No
18	GOM_NL__2PRFIN20060118_021407_000000382044_00218_20312_7773.N1	18-JAN-2006 02:14:07	Straylight	38.000	179	24Omi2CMa	3.0320	24000.	76	20312	No
19	GOM_NL__2PRFIN20060118_021619_000000442044_00218_20312_7774.N1	18-JAN-2006 02:16:19	Straylight	44.000	1	9Alp CMa	-1.4400	11000.	88	20312	No
20	GOM_NL__2PRFIN20060118_021849_000000412044_00218_20312_7775.N1	18-JAN-2006 02:18:49	Straylight	40.500	56	53Kap Ori	2.0650	30000.	81	20312	No
21	GOM_NL__2PRFIN20060118_022000_000000392044_00218_20312_7776.N1	18-JAN-2006 02:20:00	Twilight_and_stray	39.000	125	44Iot Ori	2.7700	30000.	78	20312	No
22	GOM_NL__2PRFIN20060118_022118_000000432044_00218_20312_7777.N1	18-JAN-2006 02:21:18	Twilight_and_stray	42.500	30	46Eps Ori	1.6940	30000.	85	20312	No
23	GOM_NL__2PRFIN20060118_022328_000000522044_00218_20312_7778.N1	18-JAN-2006 02:23:28	Twilight_and_stray	52.000	14	58Alp Ori	0.87000	3000.0	104	20312	No
24	GOM_NL__2PRFIN20060118_024630_000000332044_00218_20312_7779.N1	18-JAN-2006 02:46:30	Bright	33.000	49	1Alp UMi	1.9900	6300.0	66	20312	No
25	GOM_NL__2PRFIN20060118_025725_000000352044_00218_20312_7780.N1	18-JAN-2006 02:57:25	Bright	35.000	130	23Bet Dra	2.7990	5800.0	70	20312	No
26	GOM_NL__2PRFIN20060118_030036_000000342044_00218_20312_7781.N1	18-JAN-2006 03:00:36	Bright	33.500	5	3Alp Lyr	0.033000	11000.	67	20312	No
27	GOM_NL__2PRFIN20060118_030834_000000342044_00218_20312_7782.N1	18-JAN-2006 03:08:34	Bright	33.500	59	55Alp Oph	2.0800	8900.0	67	20312	No
28	GOM_NL__2PRFIN20060118_031041_000000342044_00218_20312_7783.N1	18-JAN-2006 03:10:41	Bright	33.500	126	60Bet Oph	2.7700	4250.0	67	20312	No
29	GOM_NL__2PRFIN20060118_031559_000000382044_00218_20312_7784.N1	18-JAN-2006 03:15:59	Bright	38.000	98	13Zet Oph	2.5710	30000.	76	20312	No
30	GOM_NL__2PRFIN20060118_032027_000000522044_00218_20312_7785.N1	18-JAN-2006 03:20:27	Twilight_and_stray	52.000	16	21Alp Sco	1.0200	3000.0	104	20312	No
31	GOM_NL__2PRFIN20060118_032205_000000432044_00218_20312_7786.N1	18-JAN-2006 03:22:05	Twilight	42.500	75	26Eps Sco	2.2910	4250.0	85	20312	No
32	GOM_NL__2PRFIN20060118_032548_000000392044_00218_20312_7787.N1	18-JAN-2006 03:25:48	Dark	38.500	131	Gam Lup	2.8000	26000.	77	20312	No
33	GOM_NL__2PRFIN20060118_033135_000000452044_00219_20313_7649.N1	18-JAN-2006 03:31:35	Dark	45.000	4	Alp1Cen	-0.010000	5800.0	90	20313	No
34	GOM_NL__2PRFIN20060118_034030_000000382044_00219_20313_7650.N1	18-JAN-2006 03:40:30	Dark	37.500	29	Bet Car	1.6720	10200.	75	20313	No
35	GOM_NL__2PRFIN20060118_034230_000000392044_00219_20313_7651.N1	18-JAN-2006 03:42:30	Dark	39.000	71	Iot Car	2.2460	7700.0	78	20313	No
36	GOM_NL__2PRFIN20060118_034421_000000392044_00219_20313_7652.N1	18-JAN-2006 03:44:21	Dark	39.000	46	Del Vel	1.9540	10600.	78	20313	No
37	GOM_NL__2PRFIN20060118_034711_000000522044_00219_20313_7653.N1	18-JAN-2006 03:47:11	Dark	51.500	2	Alp Car	-0.73600	7000.0	103	20313	No
38	GOM_NL__2PRFIN20060118_035443_000000372044_00219_20313_7654.N1	18-JAN-2006 03:54:43	Straylight	37.000	179	24Omi2CMa	3.0320	24000.	74	20313	No
39	GOM_NL__2PRFIN20060118_035655_000000482044_00219_20313_7655.N1	18-JAN-2006 03:56:55	Straylight	47.500	1	9Alp CMa	-1.4400	11000.	95	20313	No
40	GOM_NL__2PRFIN20060118_035926_000000412044_00219_20313_7656.N1	18-JAN-2006 03:59:26	Straylight	40.500	56	53Kap Ori	2.0650	30000.	81	20313	No
41	GOM_NL__2PRFIN20060118_040037_000000392044_00219_20313_7657.N1	18-JAN-2006 04:00:37	Twilight_and_stray	39.000	125	44Iot Ori	2.7700	30000.	78	20313	No
42	GOM_NL__2PRFIN20060118_040154_000000422044_00219_20313_7658.N1	18-JAN-2006 04:01:54	Twilight_and_stray	41.500	30	46Eps Ori	1.6940	30000.	83	20313	No

43	GOM_NL__2PRFIN20060118_040405_000000492044_00219_20313_7659.N1	18-JAN-2006 04:04:05	Twilight	48.500	14	58Alp Ori	0.87000	3000.0	97	20313	No
44	GOM_NL__2PRFIN20060118_041433_000000362044_00219_20313_7660.N1	18-JAN-2006 04:14:33	Bright	35.500	42	34Bet Aur	1.9000	10200.	71	20313	No
45	GOM_NL__2PRFIN20060118_042706_000000362044_00219_20313_7661.N1	18-JAN-2006 04:27:06	Bright	35.500	49	1Alp UMi	1.9900	6300.0	71	20313	No
46	GOM_NL__2PRFIN20060118_043801_000000372044_00219_20313_7662.N1	18-JAN-2006 04:38:01	Bright	36.500	130	23Bet Dra	2.7990	5800.0	73	20313	No
47	GOM_NL__2PRFIN20060118_044113_000000352044_00219_20313_7663.N1	18-JAN-2006 04:41:13	Bright	35.000	5	3Alp Lyr	0.033000	11000.	70	20313	No
48	GOM_NL__2PRFIN20060118_044911_000000332044_00219_20313_7664.N1	18-JAN-2006 04:49:11	Bright	33.000	59	55Alp Oph	2.0800	8900.0	66	20313	No
49	GOM_NL__2PRFIN20060118_045117_000000332044_00219_20313_7665.N1	18-JAN-2006 04:51:17	Bright	33.000	126	60Bet Oph	2.7700	4250.0	66	20313	No
50	GOM_NL__2PRFIN20060118_045636_000000472044_00219_20313_7666.N1	18-JAN-2006 04:56:36	Bright	47.000	98	13Zet Oph	2.5710	30000.	94	20313	No
51	GOM_NL__2PRFIN20060118_050104_000000542044_00219_20313_7667.N1	18-JAN-2006 05:01:04	Twilight	54.000	16	21Alp Sco	1.0200	3000.0	108	20313	No
52	GOM_NL__2PRFIN20060118_050241_000000442044_00219_20313_7668.N1	18-JAN-2006 05:02:41	Twilight	43.500	75	26Eps Sco	2.2910	4250.0	87	20313	No
53	GOM_NL__2PRFIN20060118_050625_000000382044_00219_20313_7669.N1	18-JAN-2006 05:06:25	Dark	38.000	131	Gam Lup	2.8000	26000.	76	20313	No
54	GOM_NL__2PRFIN20060118_051212_000000432044_00220_20314_7651.N1	18-JAN-2006 05:12:12	Dark	43.000	4	Alp1Cen	-0.010000	5800.0	86	20314	No
55	GOM_NL__2PRFIN20060118_052106_000000382044_00220_20314_7652.N1	18-JAN-2006 05:21:06	Dark	37.500	29	Bet Car	1.6720	10200.	75	20314	No
56	GOM_NL__2PRFIN20060118_052307_000000442044_00220_20314_7653.N1	18-JAN-2006 05:23:07	Dark	43.500	71	lot Car	2.2460	7700.0	87	20314	No
57	GOM_NL__2PRFIN20060118_052458_000000422044_00220_20314_7654.N1	18-JAN-2006 05:24:58	Dark	42.000	46	Del Vel	1.9540	10600.	84	20314	No
58	GOM_NL__2PRFIN20060118_052747_000000432044_00220_20314_7655.N1	18-JAN-2006 05:27:47	Dark	43.000	2	Alp Car	-0.73600	7000.0	86	20314	No
59	GOM_NL__2PRFIN20060118_053355_000000432044_00220_20314_7656.N1	18-JAN-2006 05:33:55	Straylight	42.500	23	21Eps CMa	1.5020	26000.	85	20314	No
60	GOM_NL__2PRFIN20060118_053519_000000392044_00220_20314_7657.N1	18-JAN-2006 05:35:19	Straylight	39.000	179	24Omi2CMa	3.0320	24000.	78	20314	No
61	GOM_NL__2PRFIN20060118_053731_000000452044_00220_20314_7658.N1	18-JAN-2006 05:37:31	Straylight	45.000	1	9Alp CMa	-1.4400	11000.	90	20314	No
62	GOM_NL__2PRFIN20060118_054002_000000392044_00220_20314_7659.N1	18-JAN-2006 05:40:02	Straylight	38.500	56	53Kap Ori	2.0650	30000.	77	20314	No
63	GOM_NL__2PRFIN20060118_054113_000000372044_00220_20314_7660.N1	18-JAN-2006 05:41:13	Twilight	37.000	125	44lot Ori	2.7700	30000.	74	20314	No
64	GOM_NL__2PRFIN20060118_054230_000000402044_00220_20314_7661.N1	18-JAN-2006 05:42:30	Twilight	39.500	30	46Eps Ori	1.6940	30000.	79	20314	No
65	GOM_NL__2PRFIN20060118_054441_000000452044_00220_20314_7662.N1	18-JAN-2006 05:44:41	Twilight	45.000	14	58Alp Ori	0.87000	3000.0	90	20314	No
66	GOM_NL__2PRFIN20060118_055048_000000362044_00220_20314_7663.N1	18-JAN-2006 05:50:48	Bright	35.500	28	12Bet Tau	1.6500	15200.	71	20314	No
67	GOM_NL__2PRFIN20060118_055227_000000372044_00220_20314_7664.N1	18-JAN-2006 05:52:27	Bright	36.500	114	3lot Aur	2.6930	4600.0	73	20314	No
68	GOM_NL__2PRFIN20060118_055508_000000342044_00220_20314_7665.N1	18-JAN-2006 05:55:08	Bright	34.000	42	34Bet Aur	1.9000	10200.	68	20314	No
69	GOM_NL__2PRFIN20060118_060742_000000362044_00220_20314_7666.N1	18-JAN-2006 06:07:42	Bright	36.000	49	1Alp UMi	1.9900	6300.0	72	20314	No
70	GOM_NL__2PRFIN20060118_061837_000000372044_00220_20314_7667.N1	18-JAN-2006 06:18:37	Bright	37.000	130	23Bet Dra	2.7990	5800.0	74	20314	No
71	GOM_NL__2PRFIN20060118_062149_000000352044_00220_20314_7668.N1	18-JAN-2006 06:21:49	Bright	35.000	5	3Alp Lyr	0.033000	11000.	70	20314	No
72	GOM_NL__2PRFIN20060118_062947_000000342044_00220_20314_7669.N1	18-JAN-2006 06:29:47	Bright	33.500	59	55Alp Oph	2.0800	8900.0	67	20314	No
73	GOM_NL__2PRFIN20060118_063154_000000342044_00220_20314_7670.N1	18-JAN-2006 06:31:54	Bright	33.500	126	60Bet Oph	2.7700	4250.0	67	20314	No
74	GOM_NL__2PRFIN20060118_063712_000000542044_00220_20314_7671.N1	18-JAN-2006 06:37:12	Bright	54.000	98	13Zet Oph	2.5710	30000.	108	20314	No
75	GOM_NL__2PRFIN20060118_064140_000000522044_00220_20314_7672.N1	18-JAN-2006 06:41:40	Twilight	51.500	16	21Alp Sco	1.0200	3000.0	103	20314	No
76	GOM_NL__2PRFIN20060118_064317_000000422044_00220_20314_7673.N1	18-JAN-2006 06:43:17	Twilight	41.500	75	26Eps Sco	2.2910	4250.0	83	20314	No
77	GOM_NL__2PRFIN20060118_064701_000000402044_00220_20314_7674.N1	18-JAN-2006 06:47:01	Dark	40.000	131	Gam Lup	2.8000	26000.	80	20314	No
78	GOM_NL__2PRFIN20060118_065248_000000542044_00221_20315_7651.N1	18-JAN-2006 06:52:48	Dark	54.000	4	Alp1Cen	-0.010000	5800.0	108	20315	No
79	GOM_NL__2PRFIN20060118_070142_000000382044_00221_20315_7652.N1	18-JAN-2006 07:01:42	Dark	37.500	29	Bet Car	1.6720	10200.	75	20315	No
80	GOM_NL__2PRFIN20060118_070343_000000422044_00221_20315_7653.N1	18-JAN-2006 07:03:43	Dark	41.500	71	lot Car	2.2460	7700.0	83	20315	No
81	GOM_NL__2PRFIN20060118_070534_000000392044_00221_20315_7654.N1	18-JAN-2006 07:05:34	Dark	39.000	46	Del Vel	1.9540	10600.	78	20315	No
82	GOM_NL__2PRFIN20060118_070823_000000432044_00221_20315_7655.N1	18-JAN-2006 07:08:23	Dark	42.500	2	Alp Car	-0.73600	7000.0	85	20315	No
83	GOM_NL__2PRFIN20060118_072517_000000442044_00221_20315_7656.N1	18-JAN-2006 07:25:17	Twilight	44.000	14	58Alp Ori	0.87000	3000.0	88	20315	No
84	GOM_NL__2PRFIN20060118_073125_000000372044_00221_20315_7657.N1	18-JAN-2006 07:31:25	Bright	37.000	28	12Bet Tau	1.6500	15200.	74	20315	No
85	GOM_NL__2PRFIN20060118_073304_000000382044_00221_20315_7658.N1	18-JAN-2006 07:33:04	Bright	38.000	114	3lot Aur	2.6930	4600.0	76	20315	No
86	GOM_NL__2PRFIN20060118_073544_000000372044_00221_20315_7659.N1	18-JAN-2006 07:35:44	Bright	36.500	42	34Bet Aur	1.9000	10200.	73	20315	No
87	GOM_NL__2PRFIN20060118_074818_000000362044_00221_20315_7660.N1	18-JAN-2006 07:48:18	Bright	36.000	49	1Alp UMi	1.9900	6300.0	72	20315	No
88	GOM_NL__2PRFIN20060118_075913_000000362044_00221_20315_7661.N1	18-JAN-2006 07:59:13	Bright	36.000	130	23Bet Dra	2.7990	5800.0	72	20315	No
89	GOM_NL__2PRFIN20060118_080225_000000352044_00221_20315_7662.N1	18-JAN-2006 08:02:25	Bright	35.000	5	3Alp Lyr	0.033000	11000.	70	20315	No
90	GOM_NL__2PRFIN20060118_081023_000000342044_00221_20315_7663.N1	18-JAN-2006 08:10:23	Bright	34.000	59	55Alp Oph	2.0800	8900.0	68	20315	No
91	GOM_NL__2PRFIN20060118_081230_000000332044_00221_20315_7664.N1	18-JAN-2006 08:12:30	Bright	33.000	126	60Bet Oph	2.7700	4250.0	66	20315	No
92	GOM_NL__2PRFIN20060118_081748_000000372044_00221_20315_7665.N1	18-JAN-2006 08:17:48	Bright	36.500	98	13Zet Oph	2.5710	30000.	73	20315	No
93	GOM_NL__2PRFIN20060118_082217_000000512044_00221_20315_7666.N1	18-JAN-2006 08:22:17	Twilight	51.000	16	21Alp Sco	1.0200	3000.0	102	20315	No
94	GOM_NL__2PRFIN20060118_082353_000000422044_00221_20315_7667.N1	18-JAN-2006 08:23:53	Twilight	42.000	75	26Eps Sco	2.2910	4250.0	84	20315	No
95	GOM_NL__2PRFIN20060118_082738_000000382044_00221_20315_7668.N1	18-JAN-2006 08:27:38	Dark	38.000	131	Gam Lup	2.8000	26000.	76	20315	No
96	GOM_NL__2PRFIN20060118_083325_000000442044_00222_20316_7651.N1	18-JAN-2006 08:33:25	Dark	43.500	4	Alp1Cen	-0.010000	5800.0	87	20316	No
97	GOM_NL__2PRFIN20060118_084219_000000372044_00222_20316_7652.N1	18-JAN-2006 08:42:19	Dark	37.000	29	Bet Car	1.6720	10200.	74	20316	No
98	GOM_NL__2PRFIN20060118_084419_000000382044_00222_20316_7653.N1	18-JAN-2006 08:44:19	Dark	38.000	71	lot Car	2.2460	7700.0	76	20316	No
99	GOM_NL__2PRFIN20060118_084610_000000432044_00222_20316_7654.N1	18-JAN-2006 08:46:10	Dark	42.500	46	Del Vel	1.9540	10600.	85	20316	No
100	GOM_NL__2PRFIN20060118_084900_000000442044_00222_20316_7655.N1	18-JAN-2006 08:49:00	Dark	44.000	2	Alp Car	-0.73600	7000.0	88	20316	No
101	GOM_NL__2PRFIN20060118_085507_000000432044_00222_20316_7656.N1	18-JAN-2006 08:55:07	Straylight	42.500	23	21Eps CMa	1.5020	26000.	85	20316	No

102	GOM_NL__2PRFIN20060118_085632_000000392044_00222_20316_7657.N1	18-JAN-2006 08:56:32	Straylight	38.500	179	24Omi2CMA	3.0320	24000.	77	20316	No
103	GOM_NL__2PRFIN20060118_085844_000000512044_00222_20316_7658.N1	18-JAN-2006 08:58:44	Straylight	50.500	1	9Alp CMA	-1.4400	11000.	101	20316	No
104	GOM_NL__2PRFIN20060118_090114_000000402044_00222_20316_7659.N1	18-JAN-2006 09:01:14	Straylight	40.000	56	53Kap Ori	2.0650	30000.	80	20316	No
105	GOM_NL__2PRFIN20060118_090225_000000392044_00222_20316_7660.N1	18-JAN-2006 09:02:25	Tw_i_and_stray	38.500	125	44lot Ori	2.7700	30000.	77	20316	No
106	GOM_NL__2PRFIN20060118_090342_000000412044_00222_20316_7661.N1	18-JAN-2006 09:03:42	Tw_i_and_stray	40.500	30	46Eps Ori	1.6940	30000.	81	20316	No
107	GOM_NL__2PRFIN20060118_090553_000000422044_00222_20316_7662.N1	18-JAN-2006 09:05:53	Tw_i_and_stray	42.000	14	58Alp Ori	0.87000	3000.0	84	20316	No
108	GOM_NL__2PRFIN20060118_091620_000000352044_00222_20316_7663.N1	18-JAN-2006 09:16:20	Bright	35.000	42	34Bet Aur	1.9000	10200.	70	20316	No
109	GOM_NL__2PRFIN20060118_092854_000000362044_00222_20316_7664.N1	18-JAN-2006 09:28:54	Bright	35.500	49	1Alp UMi	1.9900	6300.0	71	20316	No
110	GOM_NL__2PRFIN20060118_093949_000000342044_00222_20316_7665.N1	18-JAN-2006 09:39:49	Bright	34.000	130	23Bet Dra	2.7990	5800.0	68	20316	No
111	GOM_NL__2PRFIN20060118_094301_000000332044_00222_20316_7666.N1	18-JAN-2006 09:43:01	Bright	33.000	5	3Alp Lyr	0.033000	11000.	66	20316	No
112	GOM_NL__2PRFIN20060118_095059_000000342044_00222_20316_7667.N1	18-JAN-2006 09:50:59	Bright	33.500	59	55Alp Oph	2.0800	8900.0	67	20316	No
113	GOM_NL__2PRFIN20060118_095306_000000332044_00222_20316_7668.N1	18-JAN-2006 09:53:06	Bright	33.000	126	60Bet Oph	2.7700	4250.0	66	20316	No
114	GOM_NL__2PRFIN20060118_095825_000000382044_00222_20316_7669.N1	18-JAN-2006 09:58:25	Bright	37.500	98	13Zet Oph	2.5710	30000.	75	20316	No
115	GOM_NL__2PRFIN20060118_100253_000000462044_00222_20316_7670.N1	18-JAN-2006 10:02:53	Twilight	46.000	16	21Alp Sco	1.0200	3000.0	92	20316	No
116	GOM_NL__2PRFIN20060118_100430_000000382044_00222_20316_7671.N1	18-JAN-2006 10:04:30	Twilight	37.500	75	26Eps Sco	2.2910	4250.0	75	20316	No
117	GOM_NL__2PRFIN20060118_100814_000000402044_00222_20316_7672.N1	18-JAN-2006 10:08:14	Dark	39.500	131	Gam Lup	2.8000	26000.	79	20316	No
118	GOM_NL__2PRFIN20060118_101401_000000442044_00223_20317_7651.N1	18-JAN-2006 10:14:01	Dark	43.500	4	Alp1Cen	-0.010000	5800.0	87	20317	No
119	GOM_NL__2PRFIN20060118_102255_000000372044_00223_20317_7652.N1	18-JAN-2006 10:22:55	Dark	37.000	29	Bet Car	1.6720	10200.	74	20317	No
120	GOM_NL__2PRFIN20060118_102456_000000392044_00223_20317_7653.N1	18-JAN-2006 10:24:56	Dark	38.500	71	lot Car	2.2460	7700.0	77	20317	No
121	GOM_NL__2PRFIN20060118_102647_000000412044_00223_20317_7654.N1	18-JAN-2006 10:26:47	Dark	40.500	46	Del Vel	1.9540	10600.	81	20317	No
122	GOM_NL__2PRFIN20060118_102936_000000492044_00223_20317_7655.N1	18-JAN-2006 10:29:36	Dark	49.000	2	Alp Car	-0.73600	7000.0	98	20317	No
123	GOM_NL__2PRFIN20060118_103543_000000422044_00223_20317_7656.N1	18-JAN-2006 10:35:43	Straylight	41.500	23	21Eps CMA	1.5020	26000.	83	20317	No
124	GOM_NL__2PRFIN20060118_103708_000000362044_00223_20317_7657.N1	18-JAN-2006 10:37:08	Straylight	36.000	179	24Omi2CMA	3.0320	24000.	72	20317	No
125	GOM_NL__2PRFIN20060118_103920_000000432044_00223_20317_7658.N1	18-JAN-2006 10:39:20	Straylight	43.000	1	9Alp CMA	-1.4400	11000.	86	20317	No
126	GOM_NL__2PRFIN20060118_104150_000000412044_00223_20317_7659.N1	18-JAN-2006 10:41:50	Straylight	40.500	56	53Kap Ori	2.0650	30000.	81	20317	No
127	GOM_NL__2PRFIN20060118_104301_000000392044_00223_20317_7660.N1	18-JAN-2006 10:43:01	Tw_i_and_stray	39.000	125	44lot Ori	2.7700	30000.	78	20317	No
128	GOM_NL__2PRFIN20060118_104418_000000412044_00223_20317_7661.N1	18-JAN-2006 10:44:18	Tw_i_and_stray	41.000	30	46Eps Ori	1.6940	30000.	82	20317	No
129	GOM_NL__2PRFIN20060118_104629_000000522044_00223_20317_7662.N1	18-JAN-2006 10:46:29	Tw_i_and_stray	52.000	14	58Alp Ori	0.87000	3000.0	104	20317	No
130	GOM_NL__2PRFIN20060118_105416_000000352044_00223_20317_7663.N1	18-JAN-2006 10:54:16	Bright	35.000	114	3lot Aur	2.6930	4600.0	70	20317	No
131	GOM_NL__2PRFIN20060118_105656_000000372044_00223_20317_7664.N1	18-JAN-2006 10:56:56	Bright	37.000	42	34Bet Aur	1.9000	10200.	74	20317	No
132	GOM_NL__2PRFIN20060118_110930_000000352044_00223_20317_7665.N1	18-JAN-2006 11:09:30	Bright	34.500	49	1Alp UMi	1.9900	6300.0	69	20317	No
133	GOM_NL__2PRFIN20060118_112025_000000362044_00223_20317_7666.N1	18-JAN-2006 11:20:25	Bright	36.000	130	23Bet Dra	2.7990	5800.0	72	20317	No
134	GOM_NL__2PRFIN20060118_112337_000000352044_00223_20317_7667.N1	18-JAN-2006 11:23:37	Bright	35.000	5	3Alp Lyr	0.033000	11000.	70	20317	No
135	GOM_NL__2PRFIN20060118_113135_000000342044_00223_20317_7668.N1	18-JAN-2006 11:31:35	Bright	34.000	59	55Alp Oph	2.0800	8900.0	68	20317	No
136	GOM_NL__2PRFIN20060118_113342_000000342044_00223_20317_7669.N1	18-JAN-2006 11:33:42	Bright	33.500	126	60Bet Oph	2.7700	4250.0	67	20317	No
137	GOM_NL__2PRFIN20060118_113901_000000382044_00223_20317_7670.N1	18-JAN-2006 11:39:01	Bright	37.500	98	13Zet Oph	2.5710	30000.	75	20317	No
138	GOM_NL__2PRFIN20060118_114329_000000492044_00223_20317_7671.N1	18-JAN-2006 11:43:29	Twilight	49.000	16	21Alp Sco	1.0200	3000.0	98	20317	No
139	GOM_NL__2PRFIN20060118_114506_000000442044_00223_20317_7672.N1	18-JAN-2006 11:45:06	Twilight	44.000	75	26Eps Sco	2.2910	4250.0	88	20317	No
140	GOM_NL__2PRFIN20060118_114851_000000392044_00223_20317_7673.N1	18-JAN-2006 11:48:51	Dark	39.000	131	Gam Lup	2.8000	26000.	78	20317	No
141	GOM_NL__2PRFIN20060118_115437_000000432044_00224_20318_7672.N1	18-JAN-2006 11:54:37	Dark	43.000	4	Alp1Cen	-0.010000	5800.0	86	20318	No
142	GOM_NL__2PRFIN20060118_120331_000000372044_00224_20318_7673.N1	18-JAN-2006 12:03:31	Dark	36.500	29	Bet Car	1.6720	10200.	73	20318	No
143	GOM_NL__2PRFIN20060118_120532_000000382044_00224_20318_7674.N1	18-JAN-2006 12:05:32	Dark	38.000	71	lot Car	2.2460	7700.0	76	20318	No
144	GOM_NL__2PRFIN20060118_120723_000000382044_00224_20318_7675.N1	18-JAN-2006 12:07:23	Dark	38.000	46	Del Vel	1.9540	10600.	76	20318	No
145	GOM_NL__2PRFIN20060118_121012_000000492044_00224_20318_7676.N1	18-JAN-2006 12:10:12	Dark	48.500	2	Alp Car	-0.73600	7000.0	97	20318	No
146	GOM_NL__2PRFIN20060118_122455_000000402044_00224_20318_7677.N1	18-JAN-2006 12:24:55	Tw_i_and_stray	40.000	30	46Eps Ori	1.6940	30000.	80	20318	No
147	GOM_NL__2PRFIN20060118_122705_000000512044_00224_20318_7678.N1	18-JAN-2006 12:27:05	Tw_i_and_stray	51.000	14	58Alp Ori	0.87000	3000.0	102	20318	No
148	GOM_NL__2PRFIN20060118_122927_000000392044_00224_20318_7679.N1	18-JAN-2006 12:29:27	Bright	39.000	44	24Gam Gem	1.9280	11000.	78	20318	No
149	GOM_NL__2PRFIN20060118_123112_000000382044_00224_20318_7680.N1	18-JAN-2006 12:31:12	Bright	38.000	151	13Mu Gem	2.8900	3000.0	76	20318	No
150	GOM_NL__2PRFIN20060118_123313_000000382044_00224_20318_7681.N1	18-JAN-2006 12:33:13	Bright	37.500	28	12Bet Tau	1.6500	15200.	75	20318	No
151	GOM_NL__2PRFIN20060118_123452_000000442044_00224_20318_7682.N1	18-JAN-2006 12:34:52	Bright	44.000	114	3lot Aur	2.6930	4600.0	88	20318	No
152	GOM_NL__2PRFIN20060118_123732_000000352044_00224_20318_7683.N1	18-JAN-2006 12:37:32	Bright	35.000	42	34Bet Aur	1.9000	10200.	70	20318	No
153	GOM_NL__2PRFIN20060118_125006_000000362044_00224_20318_7684.N1	18-JAN-2006 12:50:06	Bright	35.500	49	1Alp UMi	1.9900	6300.0	71	20318	No
154	GOM_NL__2PRFIN20060118_130101_000000362044_00224_20318_7685.N1	18-JAN-2006 13:01:01	Bright	35.500	130	23Bet Dra	2.7990	5800.0	71	20318	No
155	GOM_NL__2PRFIN20060118_130413_000000352044_00224_20318_7686.N1	18-JAN-2006 13:04:13	Bright	34.500	5	3Alp Lyr	0.033000	11000.	69	20318	No
156	GOM_NL__2PRFIN20060118_131211_000000342044_00224_20318_7687.N1	18-JAN-2006 13:12:11	Bright	33.500	59	55Alp Oph	2.0800	8900.0	67	20318	No
157	GOM_NL__2PRFIN20060118_131418_000000332044_00224_20318_7688.N1	18-JAN-2006 13:14:18	Bright	33.000	126	60Bet Oph	2.7700	4250.0	66	20318	No
158	GOM_NL__2PRFIN20060118_131937_000000382044_00224_20318_7689.N1	18-JAN-2006 13:19:37	Bright	38.000	98	13Zet Oph	2.5710	30000.	76	20318	No
159	GOM_NL__2PRFIN20060118_132406_000000452044_00224_20318_7690.N1	18-JAN-2006 13:24:06	Twilight	45.000	16	21Alp Sco	1.0200	3000.0	90	20318	No
160	GOM_NL__2PRFIN20060118_132542_000000402044_00224_20318_7691.N1	18-JAN-2006 13:25:42	Twilight	40.000	75	26Eps Sco	2.2910	4250.0	80	20318	No

161	GOM_NL__2PRFIN20060118_132927_000000382044_00224_20318_7692.N1	18-JAN-2006 13:29:27	Dark	38.000	131	Gam Lup	2.8000	26000.	76	20318	No
162	GOM_NL__2PRFIN20060118_133514_000000402044_00225_20319_7674.N1	18-JAN-2006 13:35:14	Dark	39.500	4	Alp1Cen	-0.010000	5800.0	79	20319	No
163	GOM_NL__2PRFIN20060118_134407_000000392044_00225_20319_7675.N1	18-JAN-2006 13:44:07	Dark	38.500	29	Bet Car	1.6720	10200.	77	20319	No
164	GOM_NL__2PRFIN20060118_134608_000000392044_00225_20319_7676.N1	18-JAN-2006 13:46:08	Dark	38.500	71	lot Car	2.2460	7700.0	77	20319	No
165	GOM_NL__2PRFIN20060118_134759_000000392044_00225_20319_7677.N1	18-JAN-2006 13:47:59	Dark	39.000	46	Del Vel	1.9540	10600.	78	20319	No
166	GOM_NL__2PRFIN20060118_135048_000000432044_00225_20319_7678.N1	18-JAN-2006 13:50:48	Dark	43.000	2	Alp Car	-0.73600	7000.0	86	20319	No
167	GOM_NL__2PRFIN20060118_140031_000000442044_00225_20319_7679.N1	18-JAN-2006 14:00:31	Straylight	44.000	1	9Alp CMa	-1.4400	11000.	88	20319	No
168	GOM_NL__2PRFIN20060118_140302_000000402044_00225_20319_7680.N1	18-JAN-2006 14:03:02	Straylight	40.000	56	53Kap Ori	2.0650	30000.	80	20319	No
169	GOM_NL__2PRFIN20060118_140413_000000382044_00225_20319_7681.N1	18-JAN-2006 14:04:13	Tw_i_and_stray	38.000	125	44lot Ori	2.7700	30000.	76	20319	No
170	GOM_NL__2PRFIN20060118_140531_000000382044_00225_20319_7682.N1	18-JAN-2006 14:05:31	Tw_i_and_stray	38.000	30	46Eps Ori	1.6940	30000.	76	20319	No
171	GOM_NL__2PRFIN20060118_140741_000000452044_00225_20319_7683.N1	18-JAN-2006 14:07:41	Tw_i_and_stray	45.000	14	58Alp Ori	0.87000	3000.0	90	20319	No
172	GOM_NL__2PRFIN20060118_143042_000000342044_00225_20319_7684.N1	18-JAN-2006 14:30:42	Bright	33.500	49	1Alp UMi	1.9900	6300.0	67	20319	No
173	GOM_NL__2PRFIN20060118_144137_000000362044_00225_20319_7685.N1	18-JAN-2006 14:41:37	Bright	35.500	130	23Bet Dra	2.7990	5800.0	71	20319	No
174	GOM_NL__2PRFIN20060118_144450_000000352044_00225_20319_7686.N1	18-JAN-2006 14:44:50	Bright	35.000	5	3Alp Lyr	0.033000	11000.	70	20319	No
175	GOM_NL__2PRFIN20060118_145247_000000332044_00225_20319_7687.N1	18-JAN-2006 14:52:47	Bright	33.000	59	55Alp Oph	2.0800	8900.0	66	20319	No
176	GOM_NL__2PRFIN20060118_145454_000000332044_00225_20319_7688.N1	18-JAN-2006 14:54:54	Bright	33.000	126	60Bet Oph	2.7700	4250.0	66	20319	No
177	GOM_NL__2PRFIN20060118_150014_000000542044_00225_20319_7689.N1	18-JAN-2006 15:00:14	Bright	54.000	98	13Zet Oph	2.5710	30000.	108	20319	No
178	GOM_NL__2PRFIN20060118_150442_000000452044_00225_20319_7690.N1	18-JAN-2006 15:04:42	Twilight	45.000	16	21Alp Sco	1.0200	3000.0	90	20319	No
179	GOM_NL__2PRFIN20060118_150618_000000402044_00225_20319_7691.N1	18-JAN-2006 15:06:18	Twilight	40.000	75	26Eps Sco	2.2910	4250.0	80	20319	No
180	GOM_NL__2PRFIN20060118_151004_000000392044_00225_20319_7692.N1	18-JAN-2006 15:10:04	Dark	39.000	131	Gam Lup	2.8000	26000.	78	20319	No
181	GOM_NL__2PRFIN20060118_151550_000000412044_00226_20320_7674.N1	18-JAN-2006 15:15:50	Dark	40.500	4	Alp1Cen	-0.010000	5800.0	81	20320	No
182	GOM_NL__2PRFIN20060118_152443_000000382044_00226_20320_7675.N1	18-JAN-2006 15:24:43	Dark	37.500	29	Bet Car	1.6720	10200.	75	20320	No
183	GOM_NL__2PRFIN20060118_152645_000000392044_00226_20320_7676.N1	18-JAN-2006 15:26:45	Dark	39.000	71	lot Car	2.2460	7700.0	78	20320	No
184	GOM_NL__2PRFIN20060118_152836_000000392044_00226_20320_7677.N1	18-JAN-2006 15:28:36	Dark	38.500	46	Del Vel	1.9540	10600.	77	20320	No
185	GOM_NL__2PRFIN20060118_153124_000000462044_00226_20320_7678.N1	18-JAN-2006 15:31:24	Dark	45.500	2	Alp Car	-0.73600	7000.0	91	20320	No
186	GOM_NL__2PRFIN20060118_154338_000000402044_00226_20320_7679.N1	18-JAN-2006 15:43:38	Straylight	39.500	56	53Kap Ori	2.0650	30000.	79	20320	No
187	GOM_NL__2PRFIN20060118_154450_000000392044_00226_20320_7680.N1	18-JAN-2006 15:44:50	Tw_i_and_stray	38.500	125	44lot Ori	2.7700	30000.	77	20320	No
188	GOM_NL__2PRFIN20060118_154607_000000392044_00226_20320_7681.N1	18-JAN-2006 15:46:07	Tw_i_and_stray	38.500	30	46Eps Ori	1.6940	30000.	77	20320	No
189	GOM_NL__2PRFIN20060118_154817_000000472044_00226_20320_7682.N1	18-JAN-2006 15:48:17	Tw_i_and_stray	47.000	14	58Alp Ori	0.87000	3000.0	94	20320	No
190	GOM_NL__2PRFIN20060118_155039_000000532044_00226_20320_7683.N1	18-JAN-2006 15:50:39	Bright	53.000	44	24Gam Gem	1.9280	11000.	106	20320	No
191	GOM_NL__2PRFIN20060118_155224_000000412044_00226_20320_7684.N1	18-JAN-2006 15:52:24	Bright	41.000	151	13Mu Gem	2.8900	3000.0	82	20320	No
192	GOM_NL__2PRFIN20060118_155425_000000352044_00226_20320_7685.N1	18-JAN-2006 15:54:25	Bright	35.000	28	12Bet Tau	1.6500	15200.	70	20320	No
193	GOM_NL__2PRFIN20060118_155605_000000362044_00226_20320_7686.N1	18-JAN-2006 15:56:05	Bright	35.500	114	3lot Aur	2.6930	4600.0	71	20320	No
194	GOM_NL__2PRFIN20060118_155844_000000522044_00226_20320_7687.N1	18-JAN-2006 15:58:44	Bright	52.000	42	34Bet Aur	1.9000	10200.	104	20320	No
195	GOM_NL__2PRFIN20060118_161118_000000352044_00226_20320_7688.N1	18-JAN-2006 16:11:18	Bright	34.500	49	1Alp UMi	1.9900	6300.0	69	20320	No
196	GOM_NL__2PRFIN20060118_162213_000000362044_00226_20320_7689.N1	18-JAN-2006 16:22:13	Bright	36.000	130	23Bet Dra	2.7990	5800.0	72	20320	No
197	GOM_NL__2PRFIN20060118_162526_000000352044_00226_20320_7690.N1	18-JAN-2006 16:25:26	Bright	34.500	5	3Alp Lyr	0.033000	11000.	69	20320	No
198	GOM_NL__2PRFIN20060118_163323_000000342044_00226_20320_7691.N1	18-JAN-2006 16:33:23	Bright	33.500	59	55Alp Oph	2.0800	8900.0	67	20320	No
199	GOM_NL__2PRFIN20060118_163530_000000342044_00226_20320_7692.N1	18-JAN-2006 16:35:30	Bright	33.500	126	60Bet Oph	2.7700	4250.0	67	20320	No
200	GOM_NL__2PRFIN20060118_164050_000000542044_00226_20320_7693.N1	18-JAN-2006 16:40:50	Bright	54.000	98	13Zet Oph	2.5710	30000.	108	20320	No
201	GOM_NL__2PRFIN20060118_164518_000000512044_00226_20320_7694.N1	18-JAN-2006 16:45:18	Twilight	50.500	16	21Alp Sco	1.0200	3000.0	101	20320	No
202	GOM_NL__2PRFIN20060118_164655_000000442044_00226_20320_7695.N1	18-JAN-2006 16:46:55	Twilight	43.500	75	26Eps Sco	2.2910	4250.0	87	20320	No
203	GOM_NL__2PRFIN20060118_165040_000000392044_00226_20320_7696.N1	18-JAN-2006 16:50:40	Dark	38.500	131	Gam Lup	2.8000	26000.	77	20320	No
204	GOM_NL__2PRFIN20060118_165627_000000542044_00227_20321_7676.N1	18-JAN-2006 16:56:27	Dark	54.000	4	Alp1Cen	-0.010000	5800.0	108	20321	No
205	GOM_NL__2PRFIN20060118_170520_000000382044_00227_20321_7677.N1	18-JAN-2006 17:05:20	Dark	37.500	29	Bet Car	1.6720	10200.	75	20321	No
206	GOM_NL__2PRFIN20060118_170721_000000412044_00227_20321_7678.N1	18-JAN-2006 17:07:21	Dark	40.500	71	lot Car	2.2460	7700.0	81	20321	No
207	GOM_NL__2PRFIN20060118_170912_000000412044_00227_20321_7679.N1	18-JAN-2006 17:09:12	Dark	41.000	46	Del Vel	1.9540	10600.	82	20321	No
208	GOM_NL__2PRFIN20060118_171200_000000522044_00227_20321_7680.N1	18-JAN-2006 17:12:00	Dark	51.500	2	Alp Car	-0.73600	7000.0	103	20321	No
209	GOM_NL__2PRFIN20060118_171932_000000382044_00227_20321_7681.N1	18-JAN-2006 17:19:32	Straylight	38.000	179	24Omi2CMa	3.0320	24000.	76	20321	No
210	GOM_NL__2PRFIN20060118_172144_000000502044_00227_20321_7682.N1	18-JAN-2006 17:21:44	Straylight	49.500	1	9Alp CMa	-1.4400	11000.	99	20321	No
211	GOM_NL__2PRFIN20060118_172415_000000402044_00227_20321_7683.N1	18-JAN-2006 17:24:15	Straylight	39.500	56	53Kap Ori	2.0650	30000.	79	20321	No
212	GOM_NL__2PRFIN20060118_172526_000000382044_00227_20321_7684.N1	18-JAN-2006 17:25:26	Tw_i_and_stray	37.500	125	44lot Ori	2.7700	30000.	75	20321	No
213	GOM_NL__2PRFIN20060118_172643_000000412044_00227_20321_7685.N1	18-JAN-2006 17:26:43	Tw_i_and_stray	40.500	30	46Eps Ori	1.6940	30000.	81	20321	No
214	GOM_NL__2PRFIN20060118_172853_000000492044_00227_20321_7686.N1	18-JAN-2006 17:28:53	Tw_i_and_stray	49.000	14	58Alp Ori	0.87000	3000.0	98	20321	No
215	GOM_NL__2PRFIN20060118_173115_000000522044_00227_20321_7687.N1	18-JAN-2006 17:31:15	Bright	51.500	44	24Gam Gem	1.9280	11000.	103	20321	No
216	GOM_NL__2PRFIN20060118_173300_000000402044_00227_20321_7688.N1	18-JAN-2006 17:33:00	Bright	40.000	151	13Mu Gem	2.8900	3000.0	80	20321	No
217	GOM_NL__2PRFIN20060118_173501_000000362044_00227_20321_7689.N1	18-JAN-2006 17:35:01	Bright	35.500	28	12Bet Tau	1.6500	15200.	71	20321	No
218	GOM_NL__2PRFIN20060118_173641_000000382044_00227_20321_7690.N1	18-JAN-2006 17:36:41	Bright	38.000	114	3lot Aur	2.6930	4600.0	76	20321	No
219	GOM_NL__2PRFIN20060118_173920_000000352044_00227_20321_7691.N1	18-JAN-2006 17:39:20	Bright	35.000	42	34Bet Aur	1.9000	10200.	70	20321	No

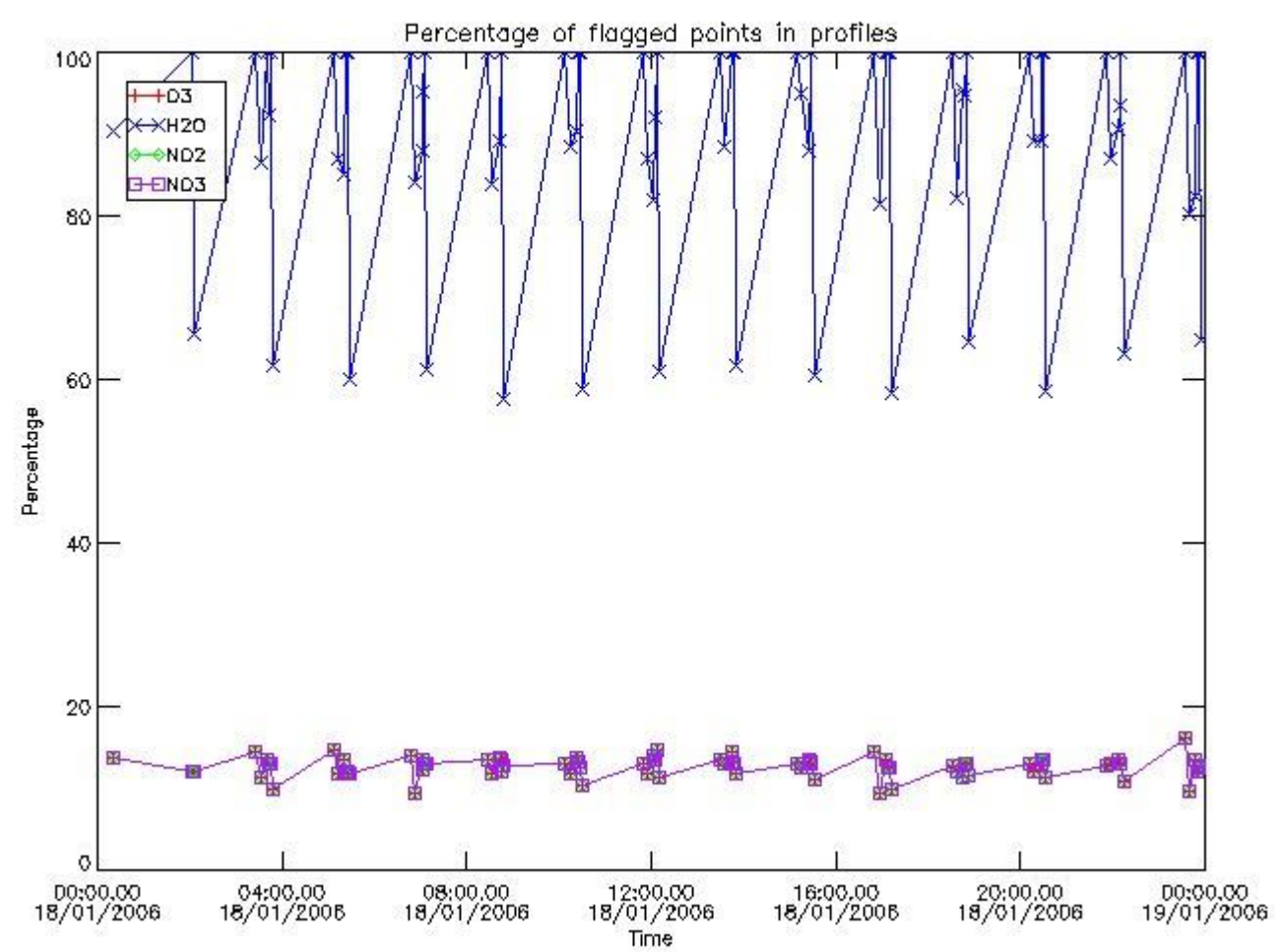
220	GOM_NL__2PRFIN20060118_175154_000000362044_00227_20321_7692.N1	18-JAN-2006 17:51:54	Bright	35.500	49	1Alp UMi	1.9900	6300.0	71	20321	No
221	GOM_NL__2PRFIN20060118_180249_000000372044_00227_20321_7693.N1	18-JAN-2006 18:02:49	Bright	36.500	130	23Bet Dra	2.7990	5800.0	73	20321	No
222	GOM_NL__2PRFIN20060118_180602_000000342044_00227_20321_7694.N1	18-JAN-2006 18:06:02	Bright	34.000	5	3Alp Lyr	0.033000	11000.	68	20321	No
223	GOM_NL__2PRFIN20060118_181400_000000342044_00227_20321_7695.N1	18-JAN-2006 18:14:00	Bright	33.500	59	55Alp Oph	2.0800	8900.0	67	20321	No
224	GOM_NL__2PRFIN20060118_181606_000000332044_00227_20321_7696.N1	18-JAN-2006 18:16:06	Bright	33.000	126	60Bet Oph	2.7700	4250.0	66	20321	No
225	GOM_NL__2PRFIN20060118_182126_000000372044_00227_20321_7697.N1	18-JAN-2006 18:21:26	Bright	36.500	98	13Zet Oph	2.5710	30000.	73	20321	No
226	GOM_NL__2PRFIN20060118_182555_000000462044_00227_20321_7698.N1	18-JAN-2006 18:25:55	Twilight	46.000	16	21Alp Sco	1.0200	3000.0	92	20321	No
227	GOM_NL__2PRFIN20060118_182731_000000392044_00227_20321_7699.N1	18-JAN-2006 18:27:31	Twilight	38.500	75	26Eps Sco	2.2910	4250.0	77	20321	No
228	GOM_NL__2PRFIN20060118_183117_000000402044_00227_20321_7700.N1	18-JAN-2006 18:31:17	Dark	40.000	131	Gam Lup	2.8000	26000.	80	20321	No
229	GOM_NL__2PRFIN20060118_183703_000000432044_00228_20322_7677.N1	18-JAN-2006 18:37:03	Dark	42.500	4	Alp1Cen	-0.010000	5800.0	85	20322	No
230	GOM_NL__2PRFIN20060118_184556_000000452044_00228_20322_7678.N1	18-JAN-2006 18:45:56	Dark	45.000	29	Bet Car	1.6720	10200.	90	20322	No
231	GOM_NL__2PRFIN20060118_184757_000000392044_00228_20322_7679.N1	18-JAN-2006 18:47:57	Dark	39.000	71	lot Car	2.2460	7700.0	78	20322	No
232	GOM_NL__2PRFIN20060118_184948_000000392044_00228_20322_7680.N1	18-JAN-2006 18:49:48	Dark	39.000	46	Del Vel	1.9540	10600.	78	20322	No
233	GOM_NL__2PRFIN20060118_185236_000000492044_00228_20322_7681.N1	18-JAN-2006 18:52:36	Dark	48.500	2	Alp Car	-0.73600	7000.0	97	20322	No
234	GOM_NL__2PRFIN20060118_190220_000000482044_00228_20322_7682.N1	18-JAN-2006 19:02:20	Straylight	47.500	1	9Alp CMa	-1.4400	11000.	95	20322	No
235	GOM_NL__2PRFIN20060118_190451_000000402044_00228_20322_7683.N1	18-JAN-2006 19:04:51	Straylight	39.500	56	53Kap Ori	2.0650	30000.	79	20322	No
236	GOM_NL__2PRFIN20060118_190602_000000382044_00228_20322_7684.N1	18-JAN-2006 19:06:02	Twi_and_stray	38.000	125	44lot Ori	2.7700	30000.	76	20322	No
237	GOM_NL__2PRFIN20060118_190719_000000392044_00228_20322_7685.N1	18-JAN-2006 19:07:19	Twi_and_stray	39.000	30	46Eps Ori	1.6940	30000.	78	20322	No
238	GOM_NL__2PRFIN20060118_190929_000000512044_00228_20322_7686.N1	18-JAN-2006 19:09:29	Twi_and_stray	51.000	14	58Alp Ori	0.87000	3000.0	102	20322	No
239	GOM_NL__2PRFIN20060118_191151_000000402044_00228_20322_7687.N1	18-JAN-2006 19:11:51	Bright	40.000	44	24Gam Gem	1.9280	11000.	80	20322	No
240	GOM_NL__2PRFIN20060118_191335_000000402044_00228_20322_7688.N1	18-JAN-2006 19:13:35	Bright	39.500	151	13Mu Gem	2.8900	3000.0	79	20322	No
241	GOM_NL__2PRFIN20060118_191537_000000372044_00228_20322_7689.N1	18-JAN-2006 19:15:37	Bright	37.000	28	12Bet Tau	1.6500	15200.	74	20322	No
242	GOM_NL__2PRFIN20060118_191717_000000382044_00228_20322_7690.N1	18-JAN-2006 19:17:17	Bright	37.500	114	3lot Aur	2.6930	4600.0	75	20322	No
243	GOM_NL__2PRFIN20060118_191956_000000372044_00228_20322_7691.N1	18-JAN-2006 19:19:56	Bright	37.000	42	34Bet Aur	1.9000	10200.	74	20322	No
244	GOM_NL__2PRFIN20060118_193230_000000362044_00228_20322_7692.N1	18-JAN-2006 19:32:30	Bright	35.500	49	1Alp UMi	1.9900	6300.0	71	20322	No
245	GOM_NL__2PRFIN20060118_194325_000000382044_00228_20322_7693.N1	18-JAN-2006 19:43:25	Bright	37.500	130	23Bet Dra	2.7990	5800.0	75	20322	No
246	GOM_NL__2PRFIN20060118_194638_000000332044_00228_20322_7694.N1	18-JAN-2006 19:46:38	Bright	32.500	5	3Alp Lyr	0.033000	11000.	65	20322	No
247	GOM_NL__2PRFIN20060118_195436_000000342044_00228_20322_7695.N1	18-JAN-2006 19:54:36	Bright	34.000	59	55Alp Oph	2.0800	8900.0	68	20322	No
248	GOM_NL__2PRFIN20060118_195642_000000342044_00228_20322_7696.N1	18-JAN-2006 19:56:42	Bright	33.500	126	60Bet Oph	2.7700	4250.0	67	20322	No
249	GOM_NL__2PRFIN20060118_200203_000000402044_00228_20322_7697.N1	18-JAN-2006 20:02:03	Bright	40.000	98	13Zet Oph	2.5710	30000.	80	20322	No
250	GOM_NL__2PRFIN20060118_200631_000000492044_00228_20322_7698.N1	18-JAN-2006 20:06:31	Twilight	48.500	16	21Alp Sco	1.0200	3000.0	97	20322	No
251	GOM_NL__2PRFIN20060118_200807_000000452044_00228_20322_7699.N1	18-JAN-2006 20:08:07	Twilight	44.500	75	26Eps Sco	2.2910	4250.0	89	20322	No
252	GOM_NL__2PRFIN20060118_201153_000000392044_00228_20322_7700.N1	18-JAN-2006 20:11:53	Dark	39.000	131	Gam Lup	2.8000	26000.	78	20322	No
253	GOM_NL__2PRFIN20060118_201739_000000422044_00229_20323_7677.N1	18-JAN-2006 20:17:39	Dark	42.000	4	Alp1Cen	-0.010000	5800.0	84	20323	No
254	GOM_NL__2PRFIN20060118_202632_000000382044_00229_20323_7678.N1	18-JAN-2006 20:26:32	Dark	37.500	29	Bet Car	1.6720	10200.	75	20323	No
255	GOM_NL__2PRFIN20060118_202834_000000392044_00229_20323_7679.N1	18-JAN-2006 20:28:34	Dark	39.000	71	lot Car	2.2460	7700.0	78	20323	No
256	GOM_NL__2PRFIN20060118_203025_000000382044_00229_20323_7680.N1	18-JAN-2006 20:30:25	Dark	38.000	46	Del Vel	1.9540	10600.	76	20323	No
257	GOM_NL__2PRFIN20060118_203312_000000452044_00229_20323_7681.N1	18-JAN-2006 20:33:12	Dark	45.000	2	Alp Car	-0.73600	7000.0	90	20323	No
258	GOM_NL__2PRFIN20060118_203920_000000422044_00229_20323_7682.N1	18-JAN-2006 20:39:20	Straylight	41.500	23	21Eps CMa	1.5020	26000.	83	20323	No
259	GOM_NL__2PRFIN20060118_204044_000000392044_00229_20323_7683.N1	18-JAN-2006 20:40:44	Straylight	38.500	179	24Omi2CMa	3.0320	24000.	77	20323	No
260	GOM_NL__2PRFIN20060118_204256_000000482044_00229_20323_7684.N1	18-JAN-2006 20:42:56	Straylight	47.500	1	9Alp CMa	-1.4400	11000.	95	20323	No
261	GOM_NL__2PRFIN20060118_204527_000000392044_00229_20323_7685.N1	18-JAN-2006 20:45:27	Straylight	39.000	56	53Kap Ori	2.0650	30000.	78	20323	No
262	GOM_NL__2PRFIN20060118_204638_000000382044_00229_20323_7686.N1	18-JAN-2006 20:46:38	Twi_and_stray	38.000	125	44lot Ori	2.7700	30000.	76	20323	No
263	GOM_NL__2PRFIN20060118_204755_000000402044_00229_20323_7687.N1	18-JAN-2006 20:47:55	Twi_and_stray	39.500	30	46Eps Ori	1.6940	30000.	79	20323	No
264	GOM_NL__2PRFIN20060118_205005_000000492044_00229_20323_7688.N1	18-JAN-2006 20:50:05	Twi_and_stray	48.500	14	58Alp Ori	0.87000	3000.0	97	20323	No
265	GOM_NL__2PRFIN20060118_205227_000000442044_00229_20323_7689.N1	18-JAN-2006 20:52:27	Bright	43.500	44	24Gam Gem	1.9280	11000.	87	20323	No
266	GOM_NL__2PRFIN20060118_205411_000000412044_00229_20323_7690.N1	18-JAN-2006 20:54:11	Bright	40.500	151	13Mu Gem	2.8900	3000.0	81	20323	No
267	GOM_NL__2PRFIN20060118_205613_000000362044_00229_20323_7691.N1	18-JAN-2006 20:56:13	Bright	36.000	28	12Bet Tau	1.6500	15200.	72	20323	No
268	GOM_NL__2PRFIN20060118_205753_000000362044_00229_20323_7692.N1	18-JAN-2006 20:57:53	Bright	36.000	114	3lot Aur	2.6930	4600.0	72	20323	No
269	GOM_NL__2PRFIN20060118_210032_000000352044_00229_20323_7693.N1	18-JAN-2006 21:00:32	Bright	34.500	42	34Bet Aur	1.9000	10200.	69	20323	No
270	GOM_NL__2PRFIN20060118_211306_000000372044_00229_20323_7694.N1	18-JAN-2006 21:13:06	Bright	36.500	49	1Alp UMi	1.9900	6300.0	73	20323	No
271	GOM_NL__2PRFIN20060118_212401_000000342044_00229_20323_7695.N1	18-JAN-2006 21:24:01	Bright	33.500	130	23Bet Dra	2.7990	5800.0	67	20323	No
272	GOM_NL__2PRFIN20060118_212714_000000362044_00229_20323_7696.N1	18-JAN-2006 21:27:14	Bright	36.000	5	3Alp Lyr	0.033000	11000.	72	20323	No
273	GOM_NL__2PRFIN20060118_213512_000000342044_00229_20323_7697.N1	18-JAN-2006 21:35:12	Bright	33.500	59	55Alp Oph	2.0800	8900.0	67	20323	No
274	GOM_NL__2PRFIN20060118_213719_000000342044_00229_20323_7698.N1	18-JAN-2006 21:37:19	Bright	33.500	126	60Bet Oph	2.7700	4250.0	67	20323	No
275	GOM_NL__2PRFIN20060118_214239_000000522044_00229_20323_7699.N1	18-JAN-2006 21:42:39	Bright	51.500	98	13Zet Oph	2.5710	30000.	103	20323	No
276	GOM_NL__2PRFIN20060118_214707_000000542044_00229_20323_7700.N1	18-JAN-2006 21:47:07	Twilight	54.000	16	21Alp Sco	1.0200	3000.0	108	20323	No
277	GOM_NL__2PRFIN20060118_214843_000000422044_00229_20323_7701.N1	18-JAN-2006 21:48:43	Twilight	42.000	75	26Eps Sco	2.2910	4250.0	84	20323	No
278	GOM_NL__2PRFIN20060118_215230_000000402044_00229_20323_7702.N1	18-JAN-2006 21:52:30	Dark	40.000	131	Gam Lup	2.8000	26000.	80	20323	No

279	GOM_NL__2PRFIN20060118_215816_000000432044_00230_20324_7678.N1	18-JAN-2006 21:58:16	Dark	43.000	4	Alp1Cen	-0.010000	5800.0	86	20324	No
280	GOM_NL__2PRFIN20060118_220708_000000382044_00230_20324_7679.N1	18-JAN-2006 22:07:08	Dark	37.500	29	Bet Car	1.6720	10200.	75	20324	No
281	GOM_NL__2PRFIN20060118_220910_000000392044_00230_20324_7680.N1	18-JAN-2006 22:09:10	Dark	39.000	71	lot Car	2.2460	7700.0	78	20324	No
282	GOM_NL__2PRFIN20060118_221101_000000402044_00230_20324_7681.N1	18-JAN-2006 22:11:01	Dark	39.500	46	Del Vel	1.9540	10600.	79	20324	No
283	GOM_NL__2PRFIN20060118_221348_000000522044_00230_20324_7682.N1	18-JAN-2006 22:13:48	Dark	52.000	2	Alp Car	-0.73600	7000.0	104	20324	No
284	GOM_NL__2PRFIN20060118_221956_000000422044_00230_20324_7683.N1	18-JAN-2006 22:19:56	Straylight	41.500	23	21Eps CMa	1.5020	26000.	83	20324	No
285	GOM_NL__2PRFIN20060118_222120_000000412044_00230_20324_7684.N1	18-JAN-2006 22:21:20	Straylight	40.500	179	24Omi2CMa	3.0320	24000.	81	20324	No
286	GOM_NL__2PRFIN20060118_222332_000000462044_00230_20324_7685.N1	18-JAN-2006 22:23:32	Straylight	46.000	1	9Alp CMa	-1.4400	11000.	92	20324	No
287	GOM_NL__2PRFIN20060118_222603_000000392044_00230_20324_7686.N1	18-JAN-2006 22:26:03	Straylight	39.000	56	53Kap Ori	2.0650	30000.	78	20324	No
288	GOM_NL__2PRFIN20060118_222714_000000402044_00230_20324_7687.N1	18-JAN-2006 22:27:14	Twilight	40.000	125	44lot Ori	2.7700	30000.	80	20324	No
289	GOM_NL__2PRFIN20060118_222831_000000412044_00230_20324_7688.N1	18-JAN-2006 22:28:31	Twilight	41.000	30	46Eps Ori	1.6940	30000.	82	20324	No
290	GOM_NL__2PRFIN20060118_223041_000000492044_00230_20324_7689.N1	18-JAN-2006 22:30:41	Twilight	48.500	14	58Alp Ori	0.87000	3000.0	97	20324	No
291	GOM_NL__2PRFIN20060118_223303_000000482044_00230_20324_7690.N1	18-JAN-2006 22:33:03	Bright	47.500	44	24Gam Gem	1.9280	11000.	95	20324	No
292	GOM_NL__2PRFIN20060118_223447_000000392044_00230_20324_7691.N1	18-JAN-2006 22:34:47	Bright	38.500	151	13Mu Gem	2.8900	3000.0	77	20324	No
293	GOM_NL__2PRFIN20060118_223649_000000372044_00230_20324_7692.N1	18-JAN-2006 22:36:49	Bright	37.000	28	12Bet Tau	1.6500	15200.	74	20324	No
294	GOM_NL__2PRFIN20060118_223858_000000352044_00230_20324_7693.N1	18-JAN-2006 22:38:58	Bright	35.000	107	37The Aur	2.6490	11000.	70	20324	No
295	GOM_NL__2PRFIN20060118_224108_000000362044_00230_20324_7694.N1	18-JAN-2006 22:41:08	Bright	35.500	42	34Bet Aur	1.9000	10200.	71	20324	No
296	GOM_NL__2PRFIN20060118_225342_000000362044_00230_20324_7695.N1	18-JAN-2006 22:53:42	Bright	35.500	49	1Alp UMi	1.9900	6300.0	71	20324	No
297	GOM_NL__2PRFIN20060118_230437_000000382044_00230_20324_7696.N1	18-JAN-2006 23:04:37	Bright	37.500	130	23Bet Dra	2.7990	5800.0	75	20324	No
298	GOM_NL__2PRFIN20060118_230750_000000342044_00230_20324_7697.N1	18-JAN-2006 23:07:50	Bright	33.500	5	3Alp Lyr	0.033000	11000.	67	20324	No
299	GOM_NL__2PRFIN20060118_231548_000000342044_00230_20324_7698.N1	18-JAN-2006 23:15:48	Bright	33.500	59	55Alp Oph	2.0800	8900.0	67	20324	No
300	GOM_NL__2PRFIN20060118_231755_000000332044_00230_20324_7699.N1	18-JAN-2006 23:17:55	Bright	33.000	126	60Bet Oph	2.7700	4250.0	66	20324	No
301	GOM_NL__2PRFIN20060118_232315_000000402044_00230_20324_7700.N1	18-JAN-2006 23:23:15	Bright	40.000	98	13Zet Oph	2.5710	30000.	80	20324	No
302	GOM_NL__2PRFIN20060118_232744_000000482044_00230_20324_7701.N1	18-JAN-2006 23:27:44	Twilight	48.000	16	21Alp Sco	1.0200	3000.0	96	20324	No
303	GOM_NL__2PRFIN20060118_232920_000000432044_00230_20324_7702.N1	18-JAN-2006 23:29:20	Twilight	43.000	75	26Eps Sco	2.2910	4250.0	86	20324	No
304	GOM_NL__2PRFIN20060118_233307_000000382044_00230_20324_7703.N1	18-JAN-2006 23:33:07	Dark	38.000	131	Gam Lup	2.8000	26000.	76	20324	No
305	GOM_NL__2PRFIN20060118_233852_000000542044_00231_20325_7679.N1	18-JAN-2006 23:38:52	Dark	53.500	4	Alp1Cen	-0.010000	5800.0	107	20325	No
306	GOM_NL__2PRFIN20060118_234744_000000382044_00231_20325_7680.N1	18-JAN-2006 23:47:44	Dark	37.500	29	Bet Car	1.6720	10200.	75	20325	No
307	GOM_NL__2PRFIN20060118_234946_000000432044_00231_20325_7681.N1	18-JAN-2006 23:49:46	Dark	42.500	71	lot Car	2.2460	7700.0	85	20325	No
308	GOM_NL__2PRFIN20060118_235137_000000402044_00231_20325_7682.N1	18-JAN-2006 23:51:37	Dark	40.000	46	Del Vel	1.9540	10600.	80	20325	No
309	GOM_NL__2PRFIN20060118_235424_000000452044_00231_20325_7683.N1	18-JAN-2006 23:54:24	Dark	44.500	2	Alp Car	-0.73600	7000.0	89	20325	No

3. Quality information per product

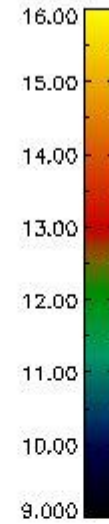
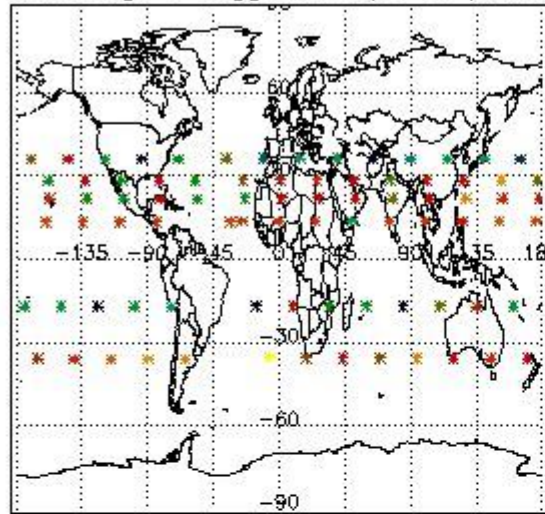
In this section it is plotted some information contained in the Quality Summary data set of the level 2 products. Only products in dark limb conditions and without errors (error flag in the MPH set to "0") are used.

3.1 Plot quality information per product (time dependant)

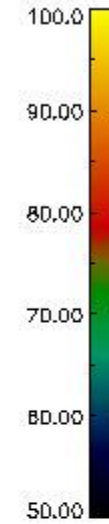
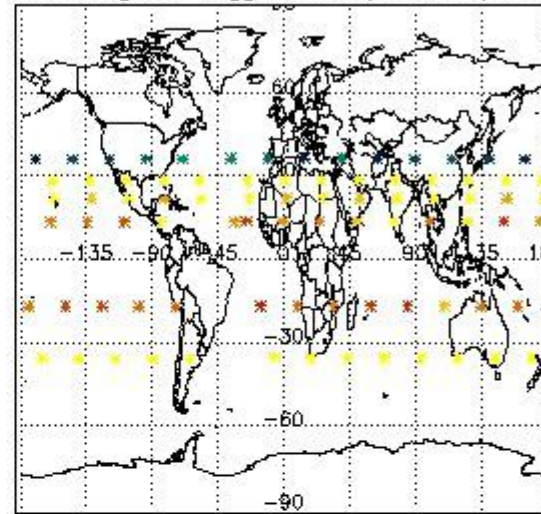


3.2 Plot quality information per product (world map)

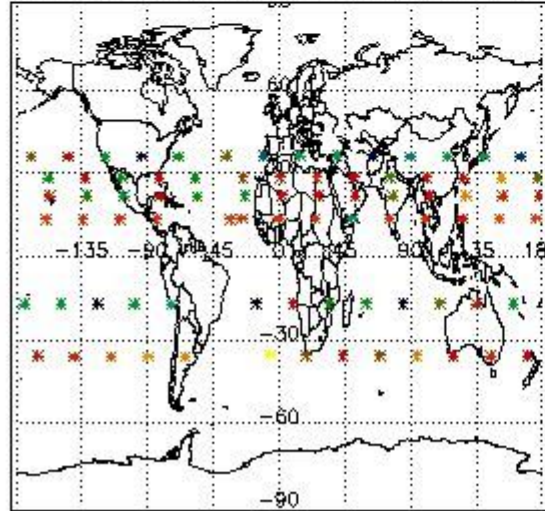
Percentage of flagged data per O3 profile



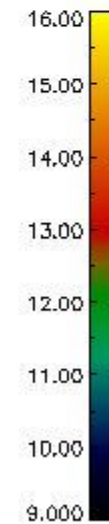
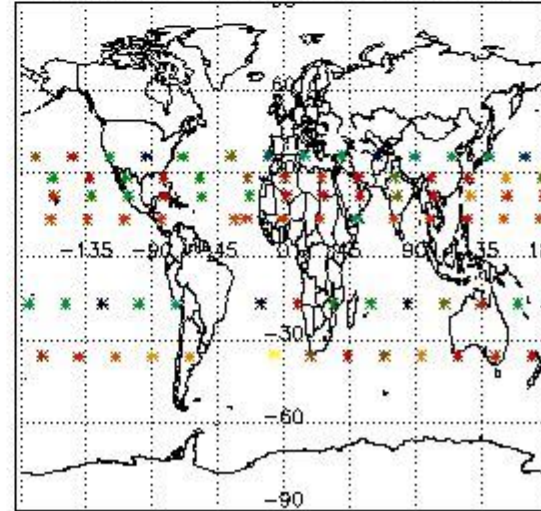
Percentage of flagged data per H2O profile



Percentage of flagged data per NO2 profile



Percentage of flagged data per NO3 profile

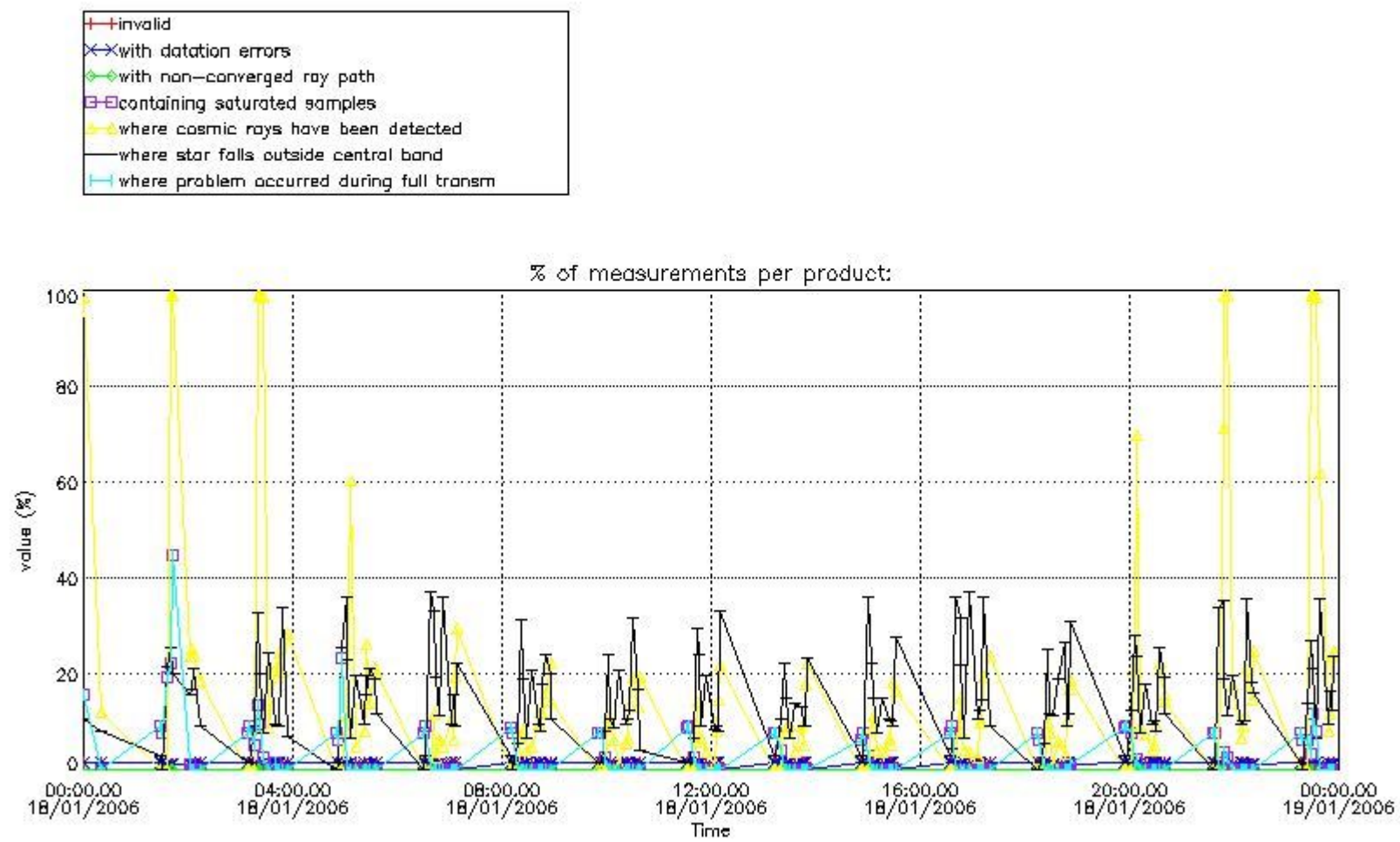


4. Level 1 quality information per product

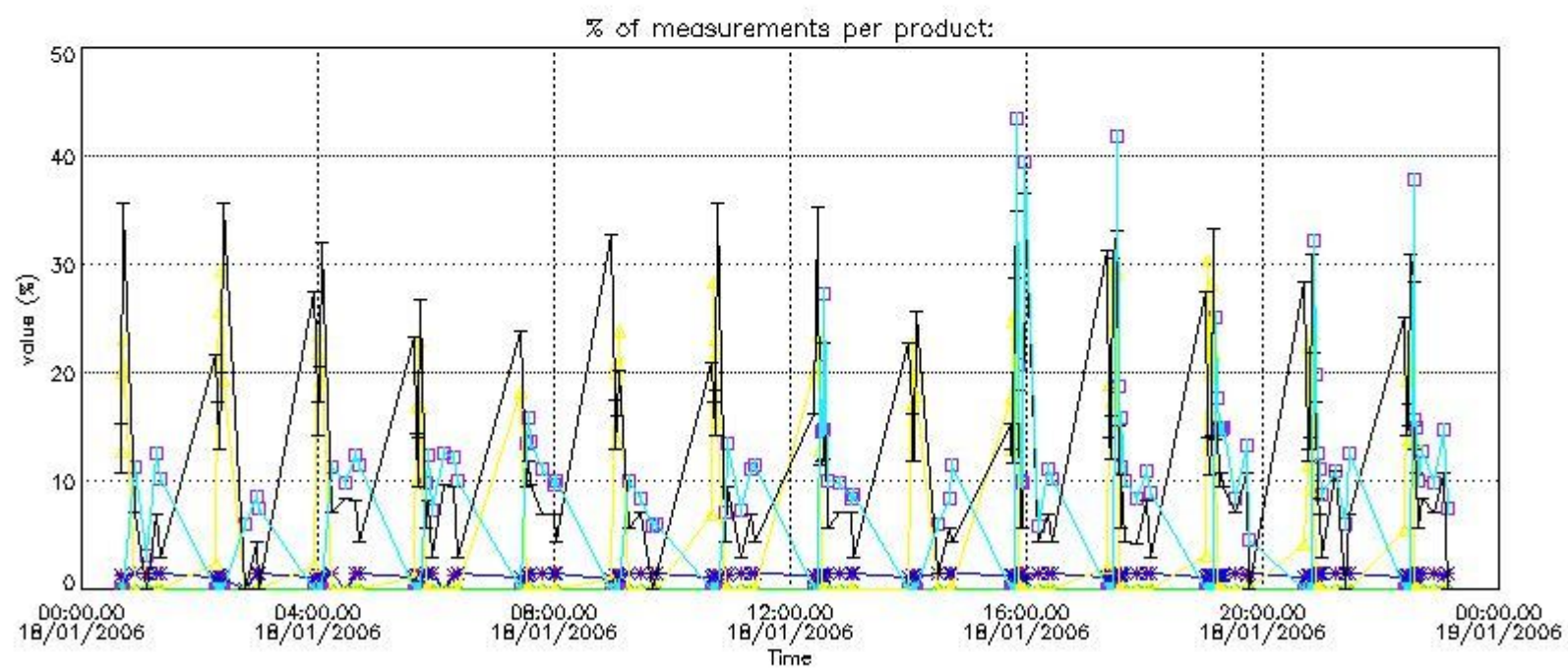
In this section it is plotted some information contained in the Quality Summary data set of the level 2 products that comes from the level 1b processing. Products without errors (error flag in the MPH set to "0") are used.

4.1 Plot quality information per product (time dependant) coming from level 1b processing

4.1.1 Plot level 1 quality information per product (time dependant): ENVISAT ASCENDING passes



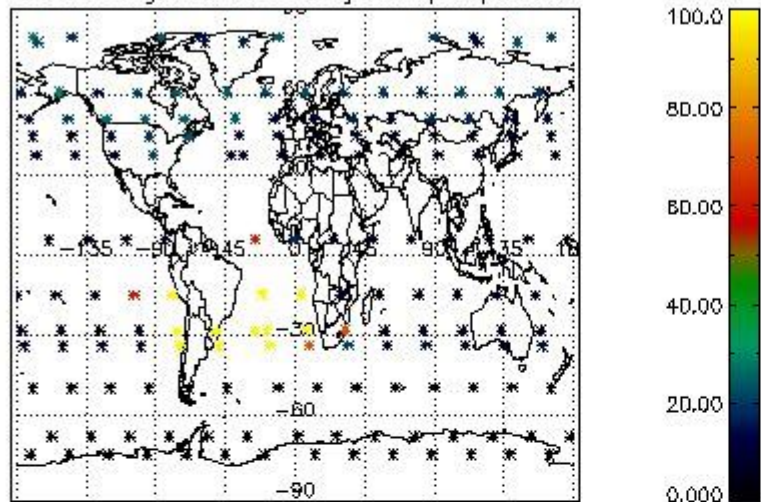
4.1.2 Plot level 1 quality information per product (time dependant): ENVI SAT DESCENDING passes



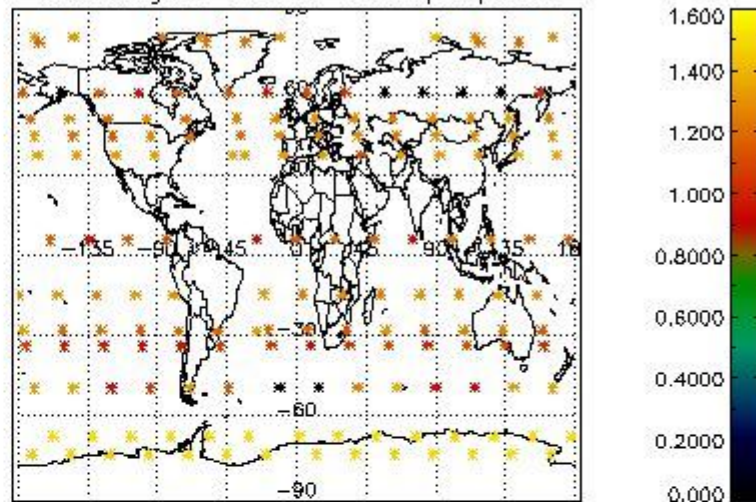
4.2 Plot quality information per product coming from level 1b processing (world map)

4.2.1 Plot level 1 quality information per product (world map): ENVISAT ASCENDING passes

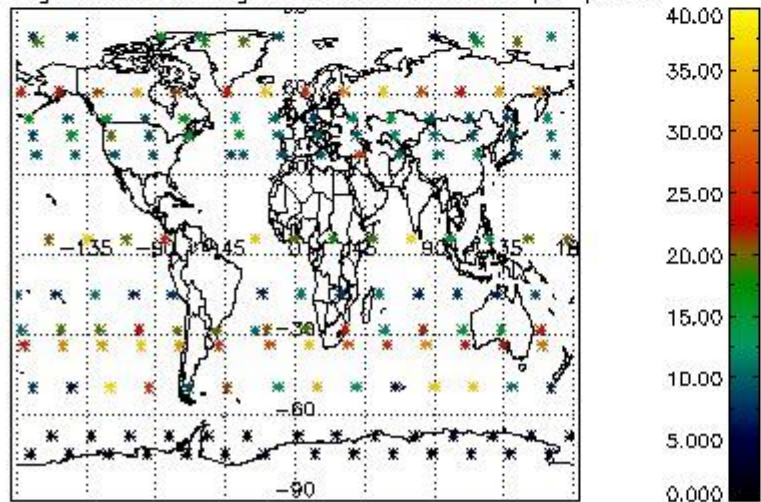
Percentage of cosmic ray hits per profile



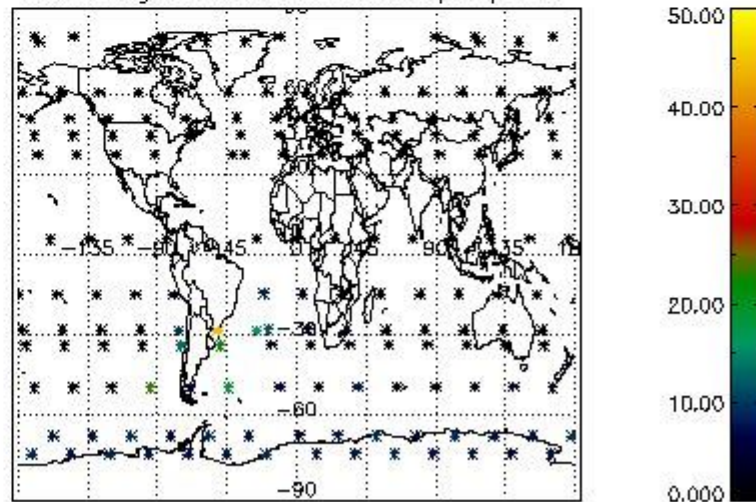
Percentage of datation errors per profile



Percentage of star falling outside central band per profile

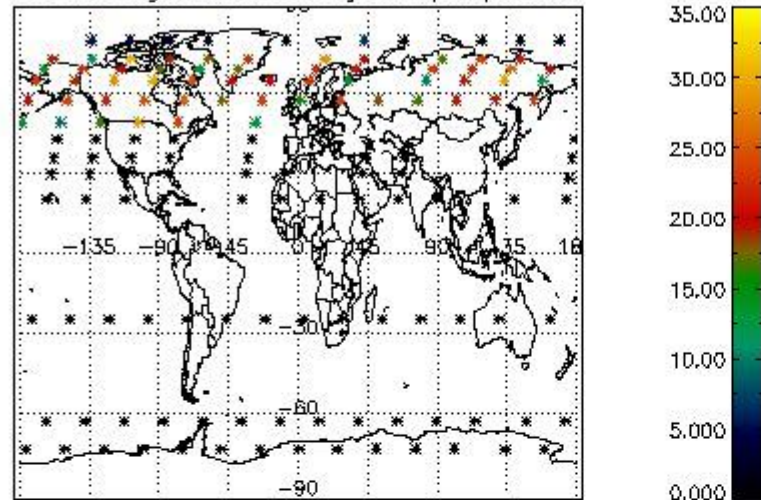


Percentage of saturation errors per profile

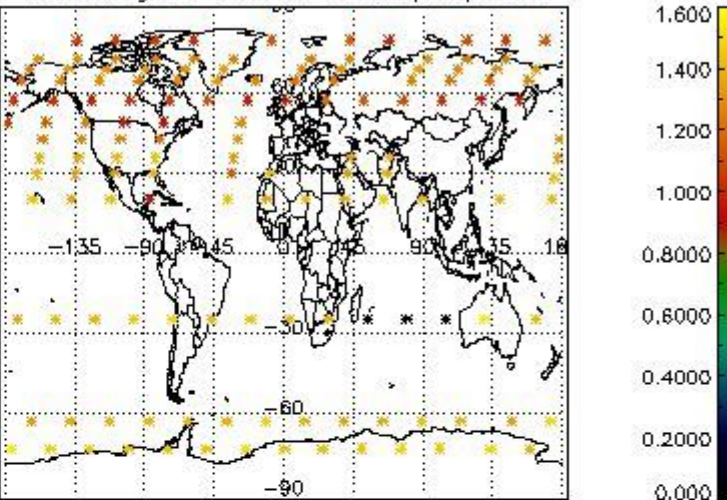


4.2.2 Plot level 1 quality information per product (world map): ENVISAT DESCENDING passes

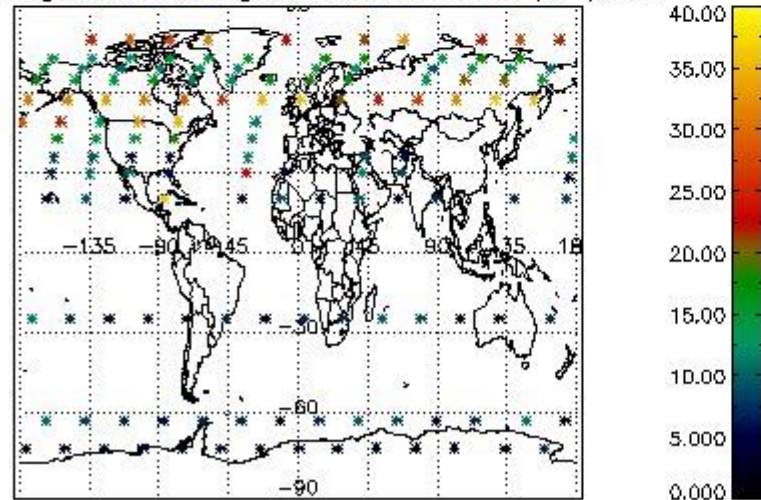
Percentage of cosmic ray hits per profile



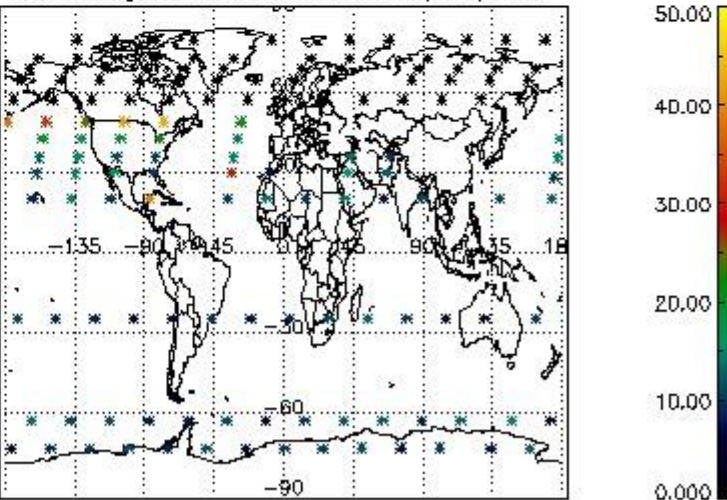
Percentage of datation errors per profile



Percentage of star falling outside central band per profile



Percentage of saturation errors per profile



5. Trace gas profiles

5.1 Ozone statistics based on quality of products

The final quality of the products can be "measured" using the STD (Standard Deviation) attached to every point profile. This information is written to the parameter GOM_NL__2P/NL_LOCAL_SPECIES_DENSITY/o3_std of the level 2 products. The table below shows the statistics for given STD ranges.

The statistics are given with respect to the overall valid production:

- Products without fatal errors: GOM_NL__2P/MPH/PRODUCT_ERR=0
- Valid point profile: GOM_NL__2P/NL_LOCAL_SPECIES_DENSITY/pcd(0)=0

The 'Criteria' is applied to valid points of dark limb products:

- Products in dark limb illumination condition: GOM_NL__2P/NL_SUMMARY_QUALITY/obs_ill_cond=0
- Products without fatal errors: GOM_NL__2P/MPH/PRODUCT_ERR=0
- Valid point profile: GOM_NL__2P/NL_LOCAL_SPECIES_DENSITY/pcd(0)=0

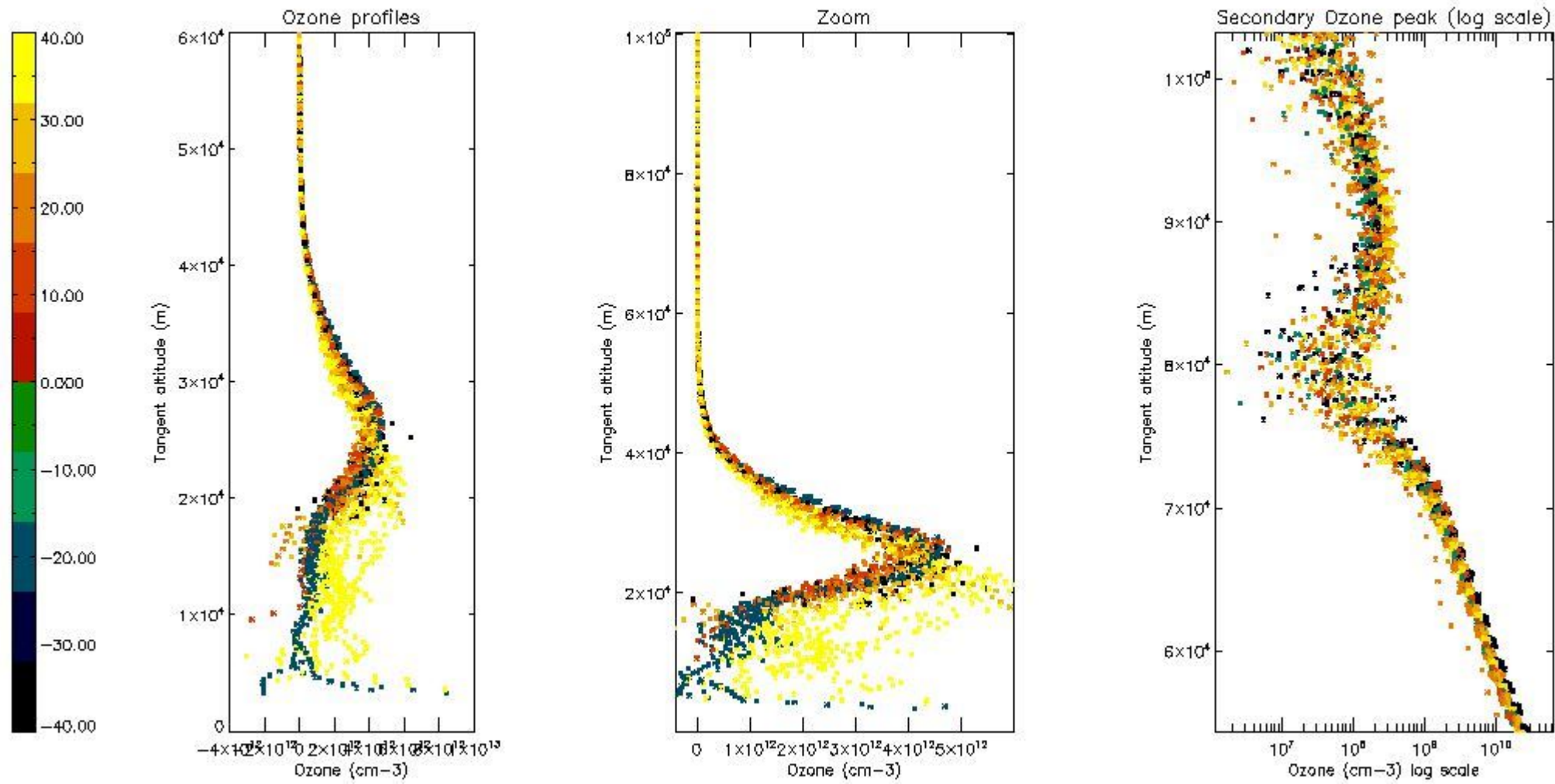
So, the table below shows the percentage of dark limb and valid observations for each criteria with respect to the overall valid daily observations.

Criteria	% of total production
All STD	28
STD < 20	17

STD < 10	14
STD < 5	10

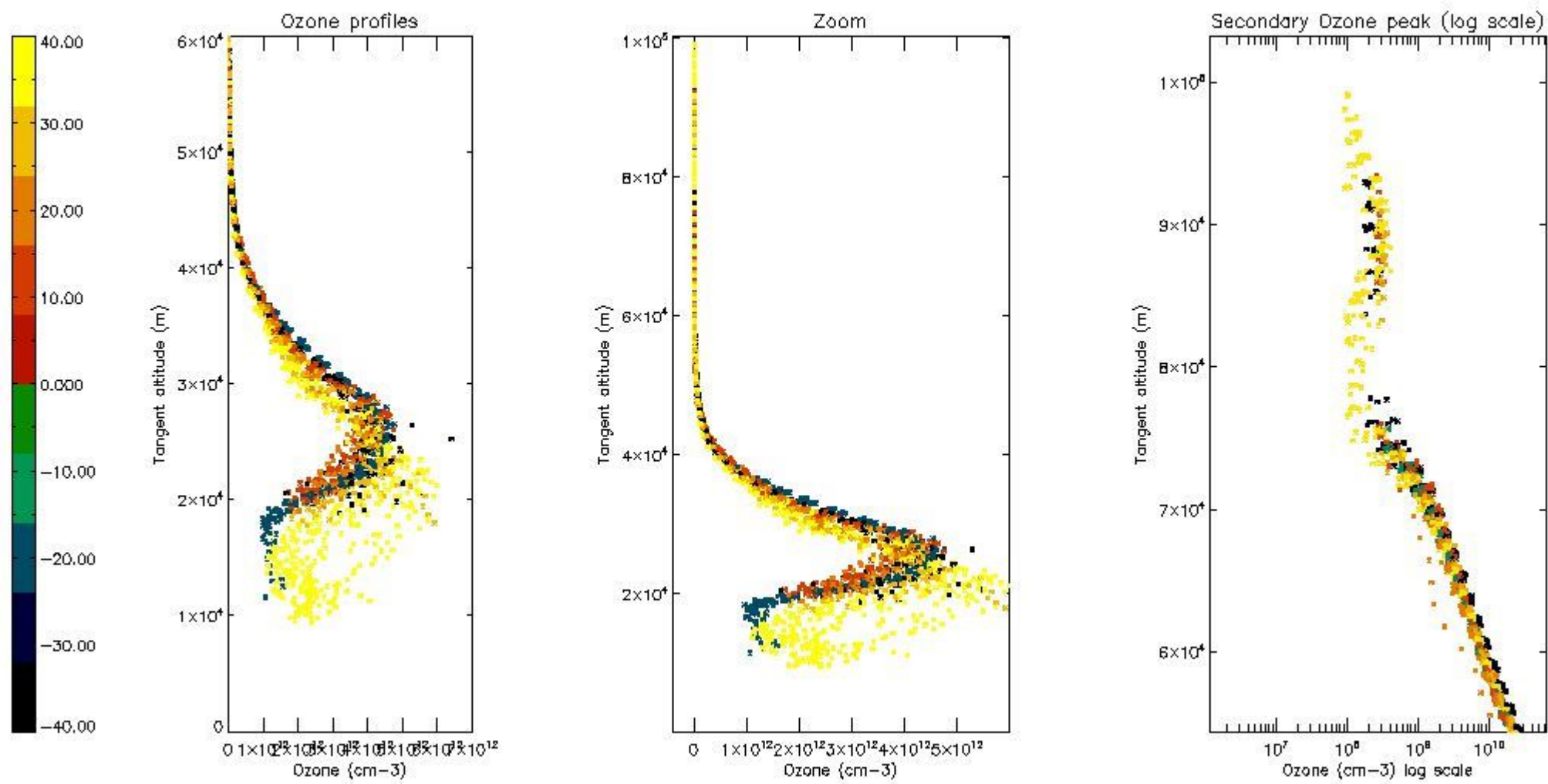
5.2 Plot ozone profiles for all STD (dark without errors)

The colorbar represents the latitude.



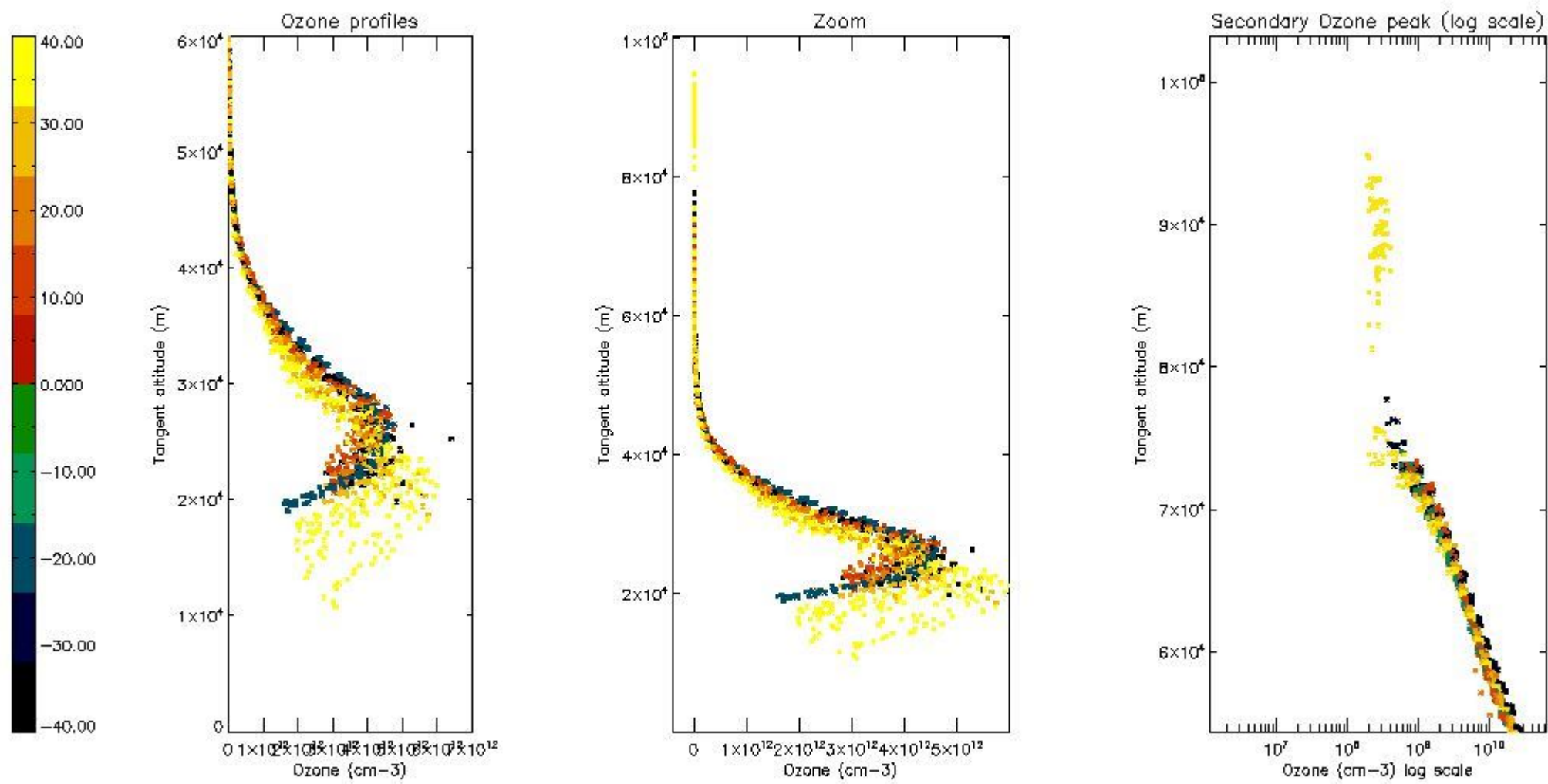
5.3 Plot ozone profiles where STD < 20% (dark without errors)

The colorbar represents the latitude.



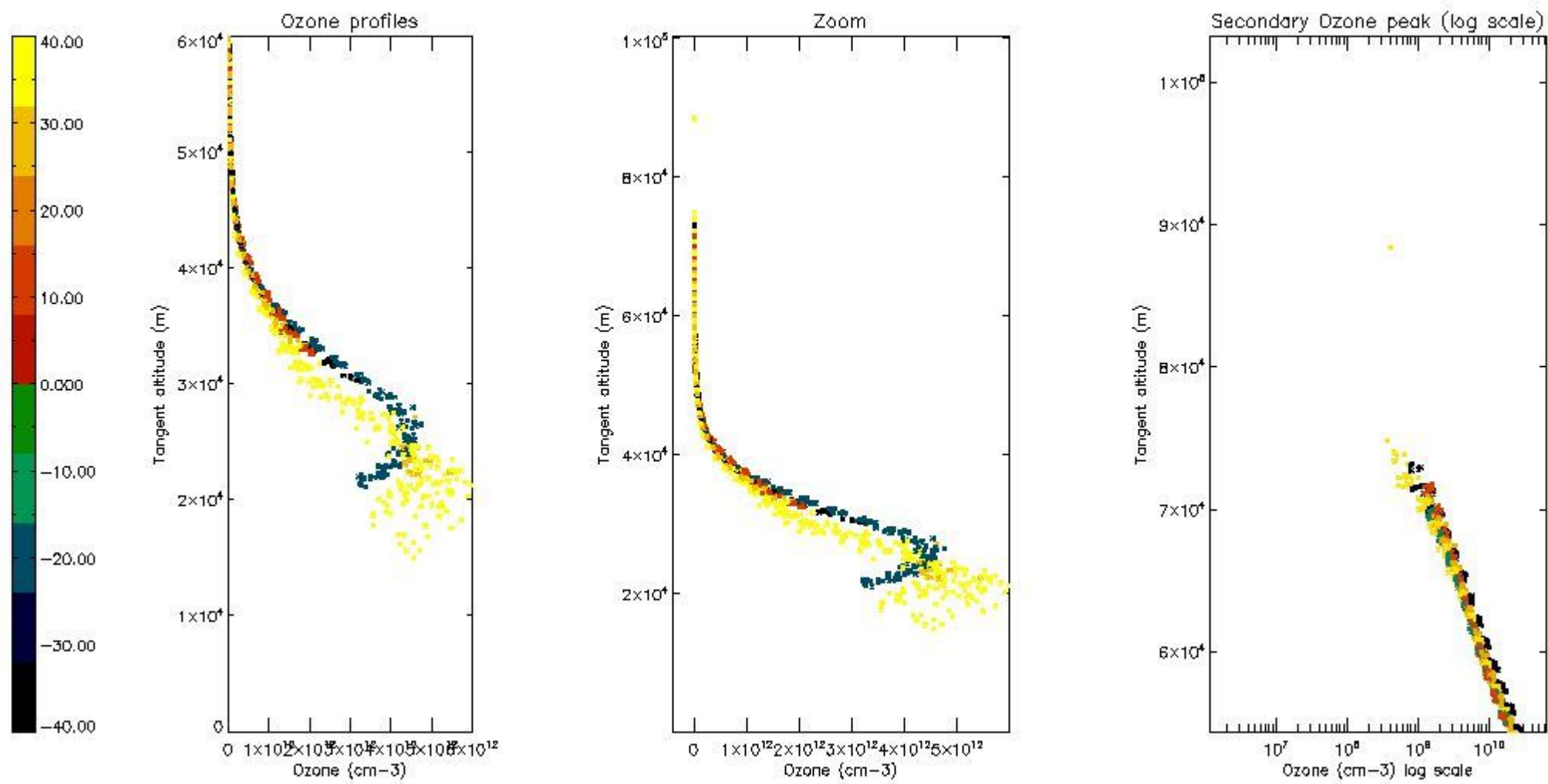
5.4 Plot ozone profiles where STD < 10% (dark without errors)

The colorbar represents the latitude.



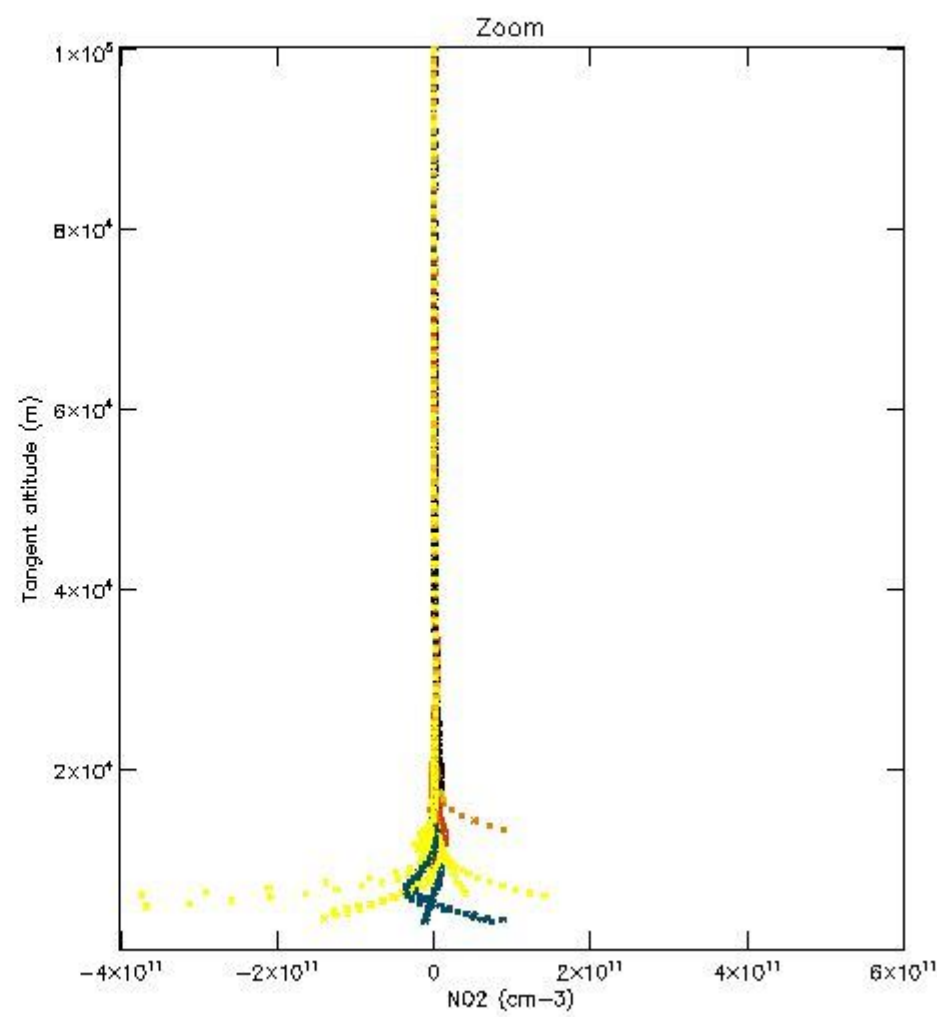
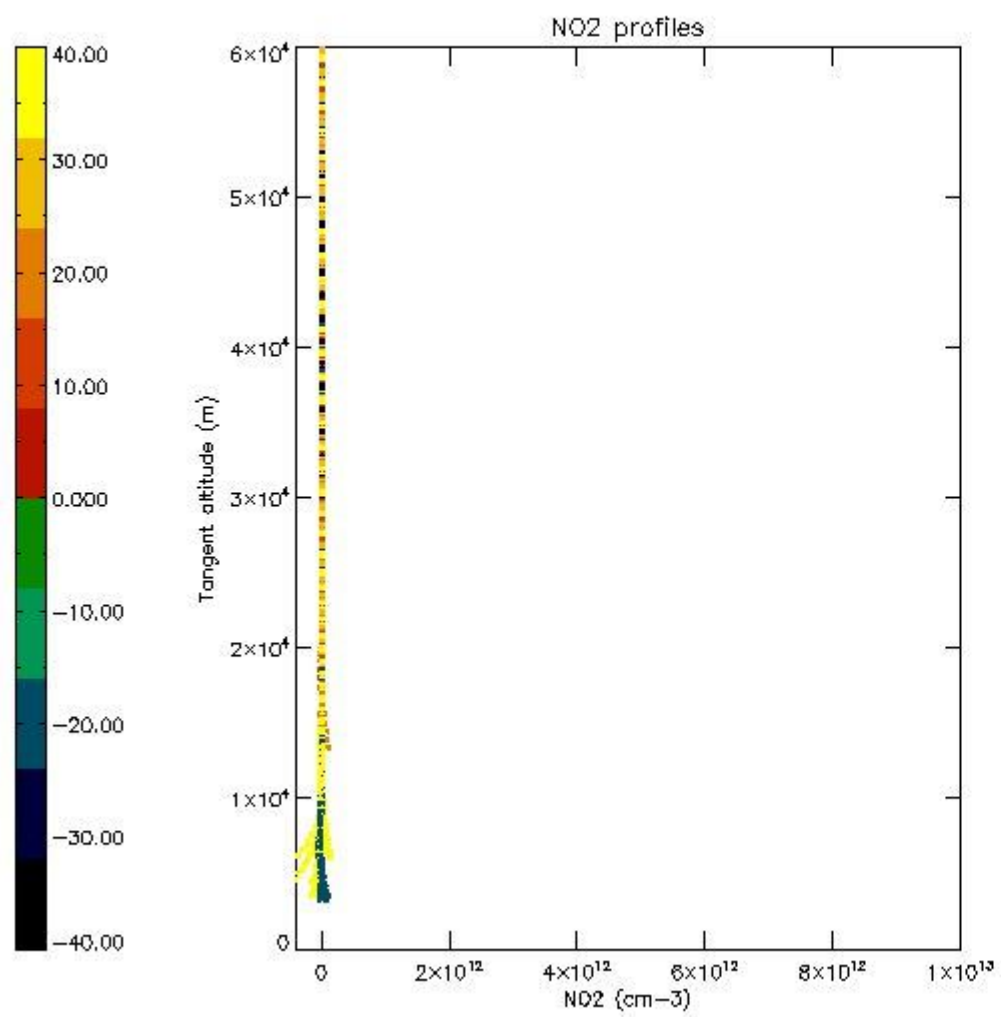
5.5 Plot ozone profiles where STD < 5% (dark without errors)

The colorbar represents the latitude.



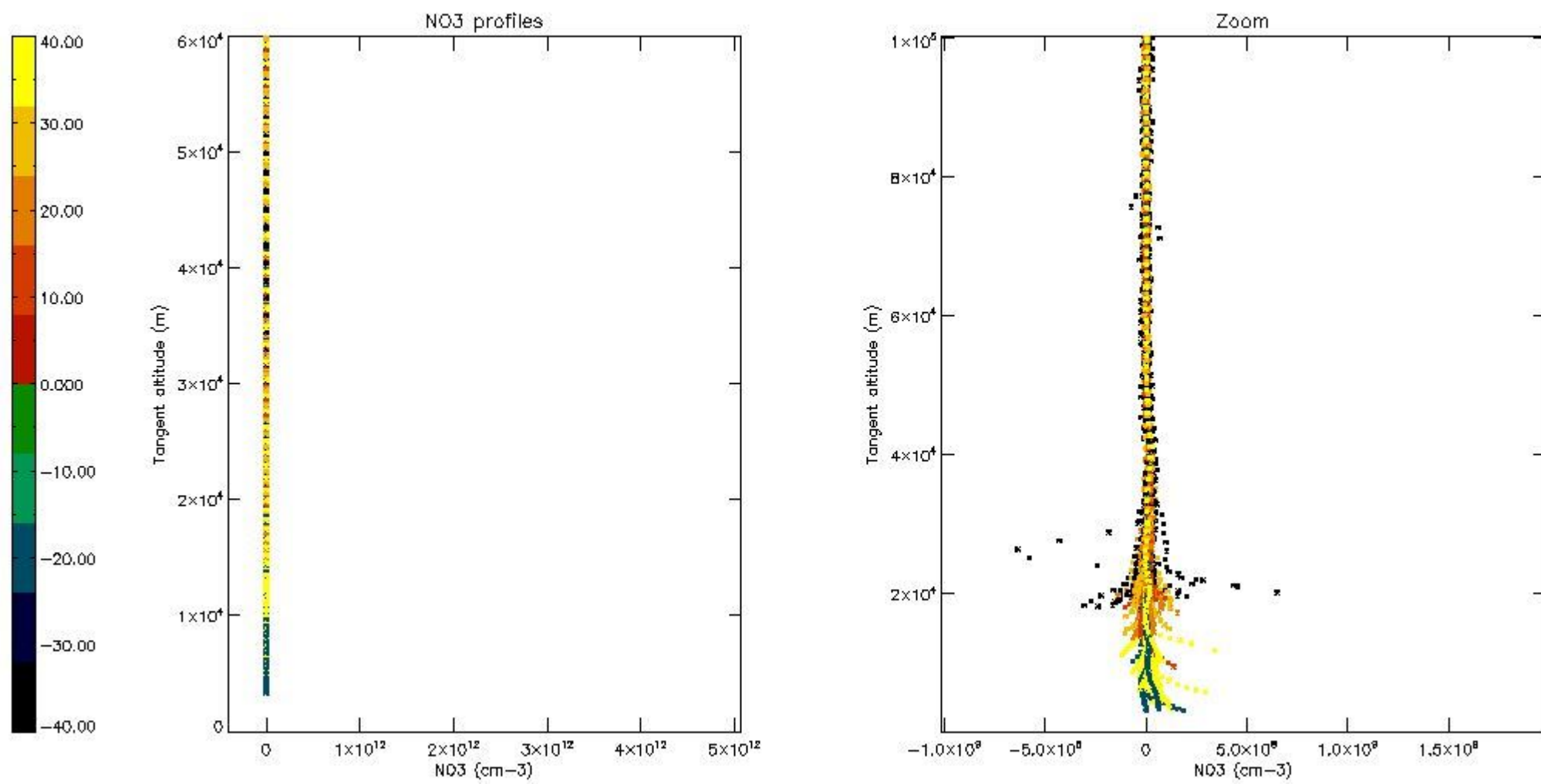
5.6 Plot NO₂ profiles for all STD (dark without errors)

The colorbar represents the latitude.



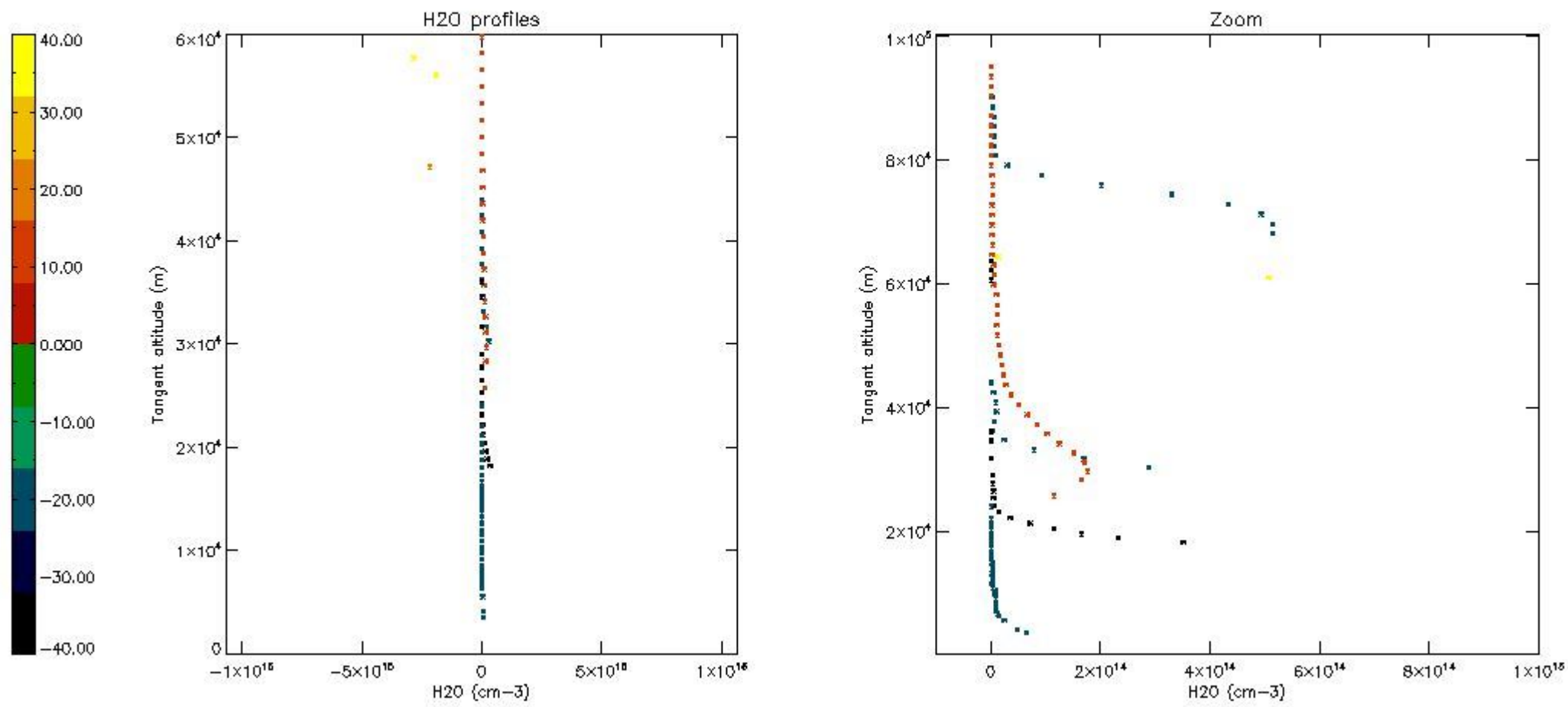
5.7 Plot NO3 profiles for all STD (dark without errors)

The colorbar represents the latitude.



5.8 Plot H₂O profiles for all STD (only for occultations of stars 1,2,3,4,13,14,16,26,63 dark without errors)

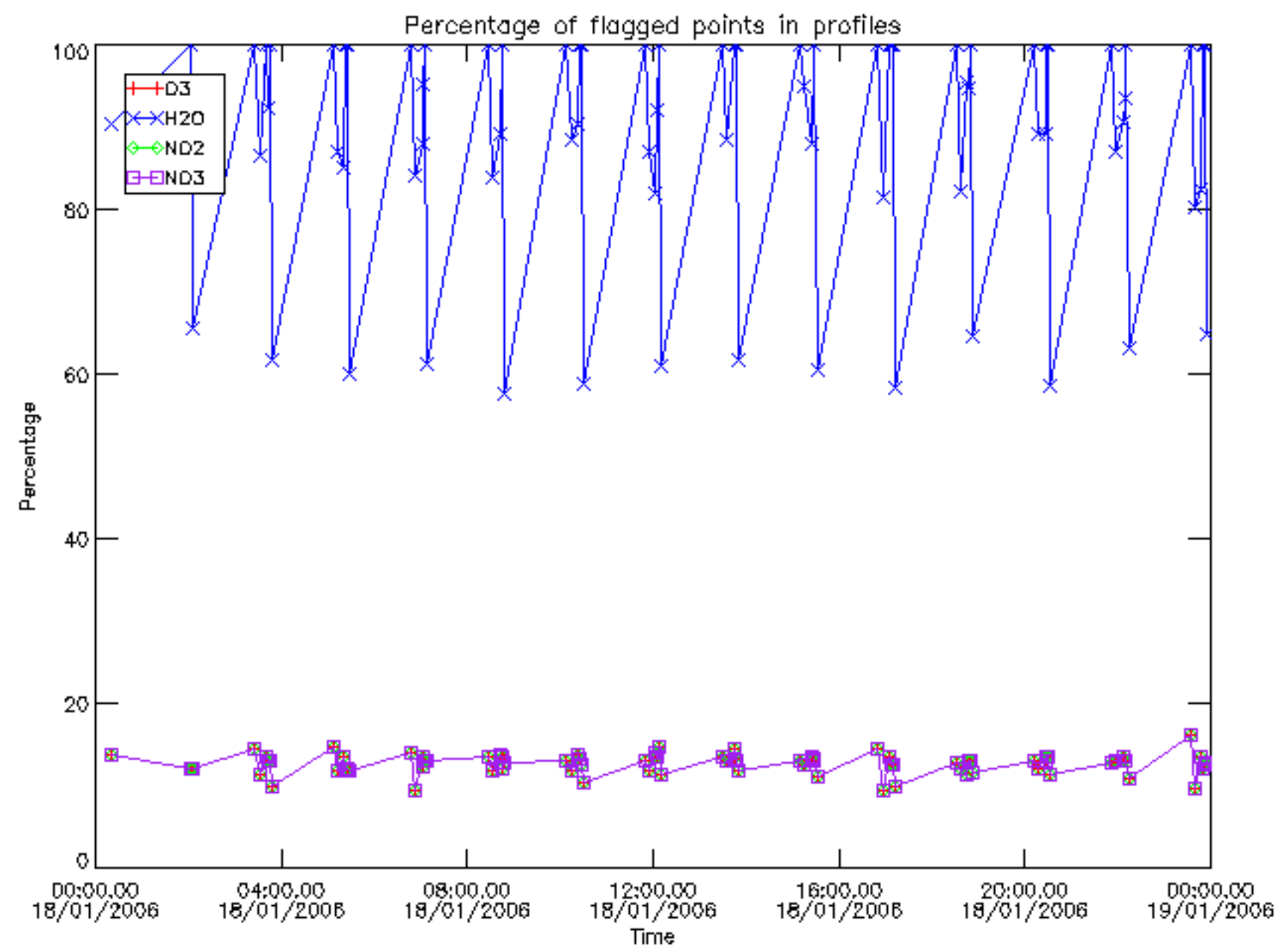
The colorbar represents the latitude.



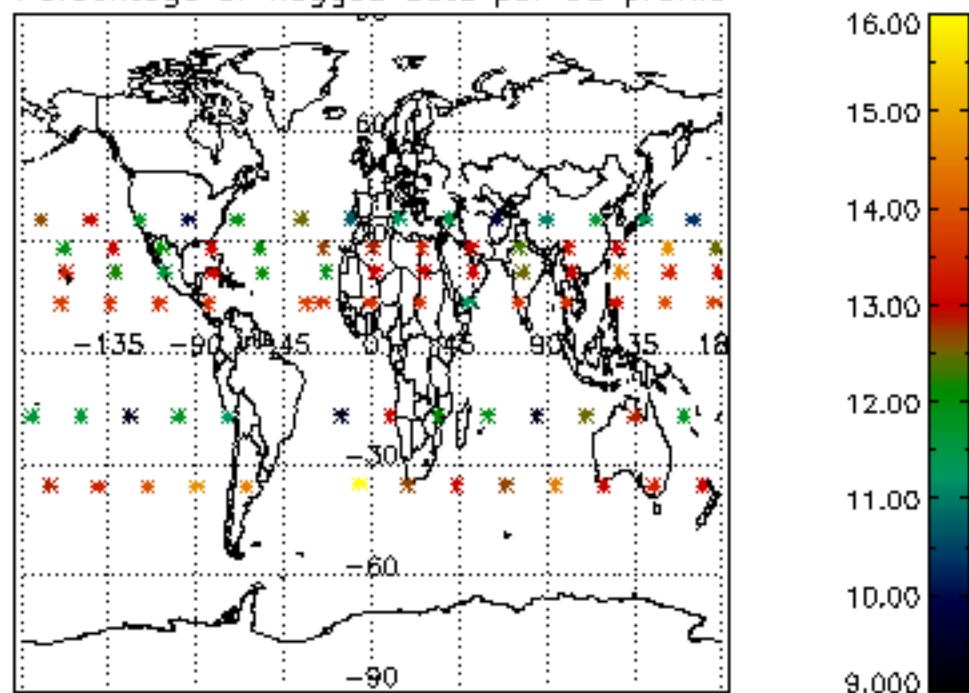
6. Auxiliary Data Files used for the production reported in section 2

The number reported in the third column indicates since which file (see list in section 2) the corresponding auxiliary file has been used. The fourth column is the date of those product files.

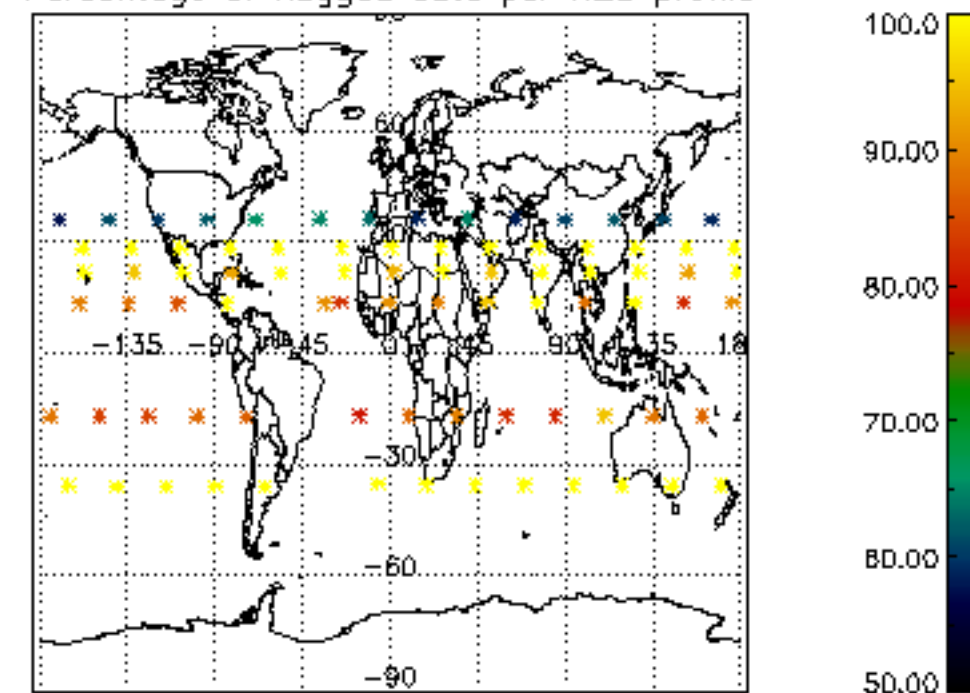
Type	Auxiliary Filename	Used since product	Used since product date
INST_PHYS_CHARACTERISTICS	GOM_INS_AXVIEC20091111_143220_20030716_120000_20500101_000000	1	18-JAN-2006 00:00:52
LEVEL-2_PROC_CONFIG	GOM_PR2_AXVIEC20091111_152718_20020301_000000_20500101_000000	1	18-JAN-2006 00:00:52
CROSS_SECTIONS_FILE	GOM_CRS_AXVIEC20091111_154832_20020301_000000_20500101_000000	1	18-JAN-2006 00:00:52



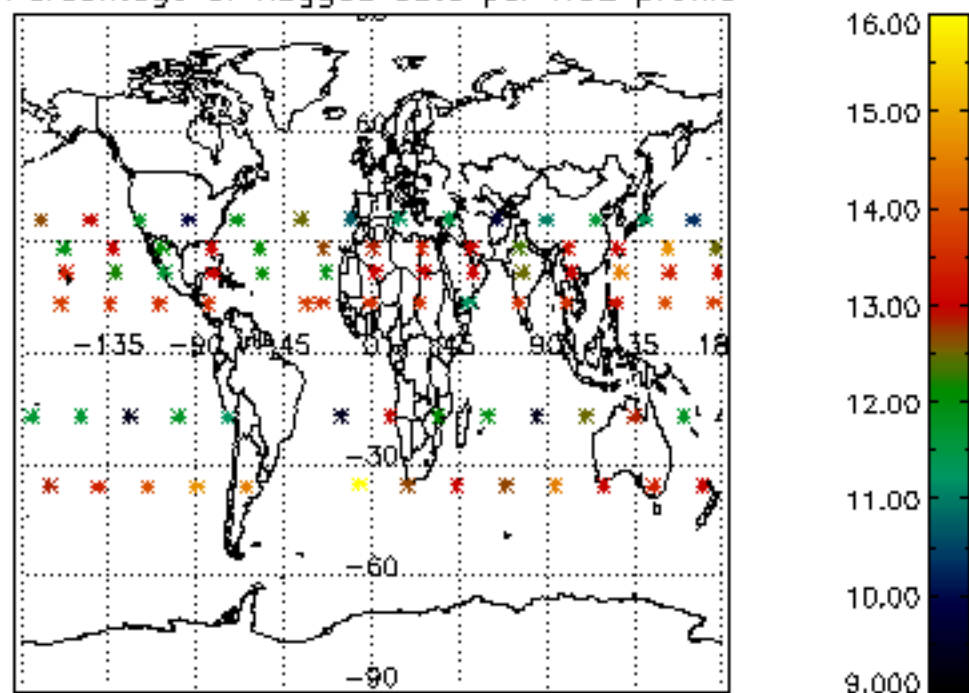
Percentage of flagged data per D3 profile



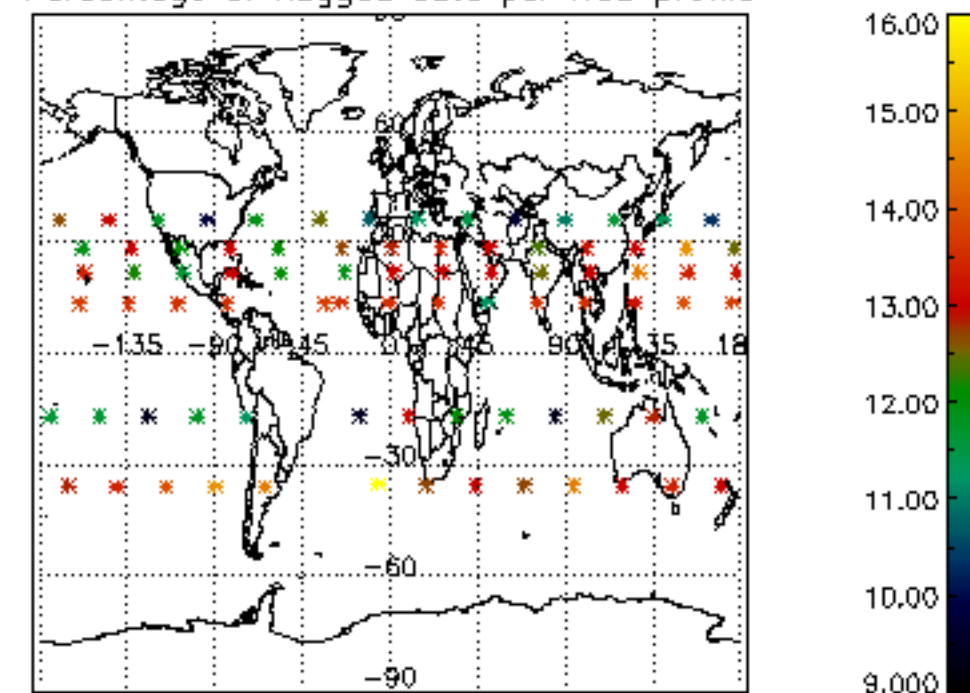
Percentage of flagged data per H2O profile

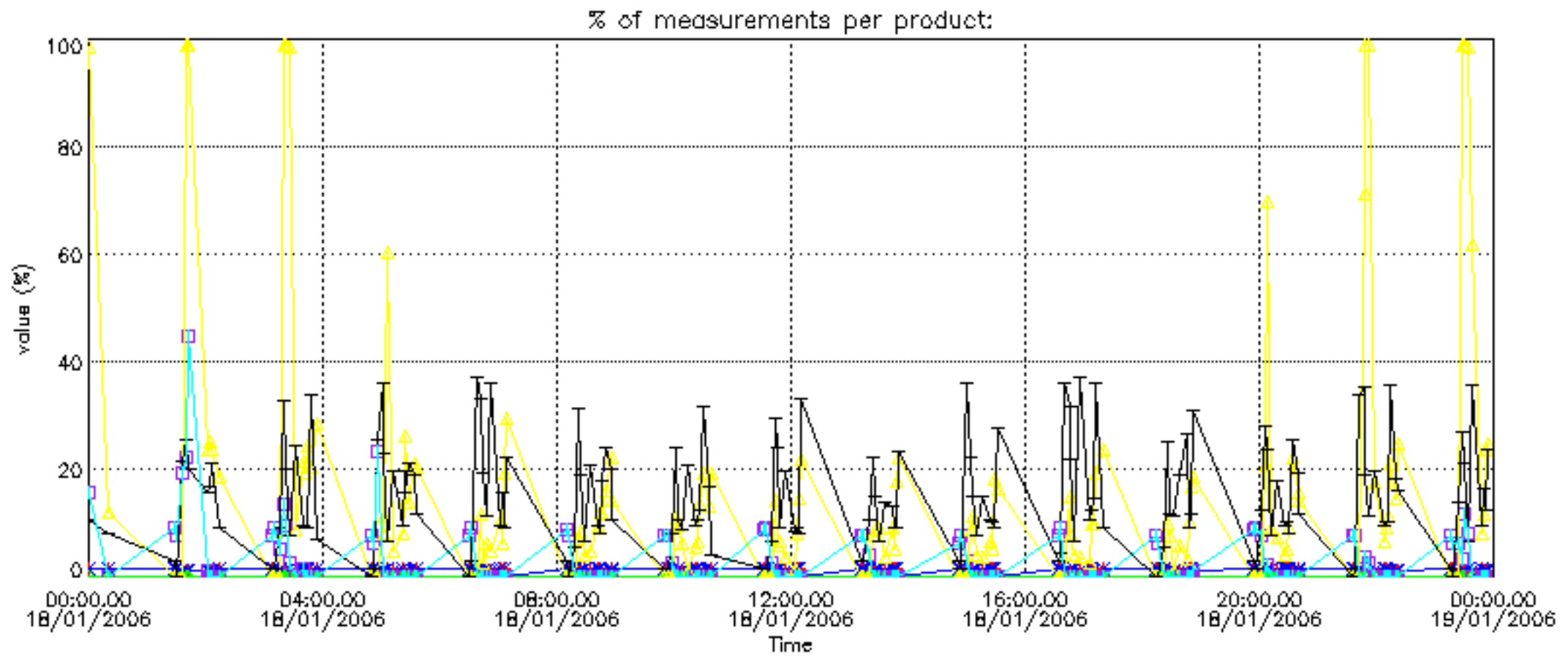


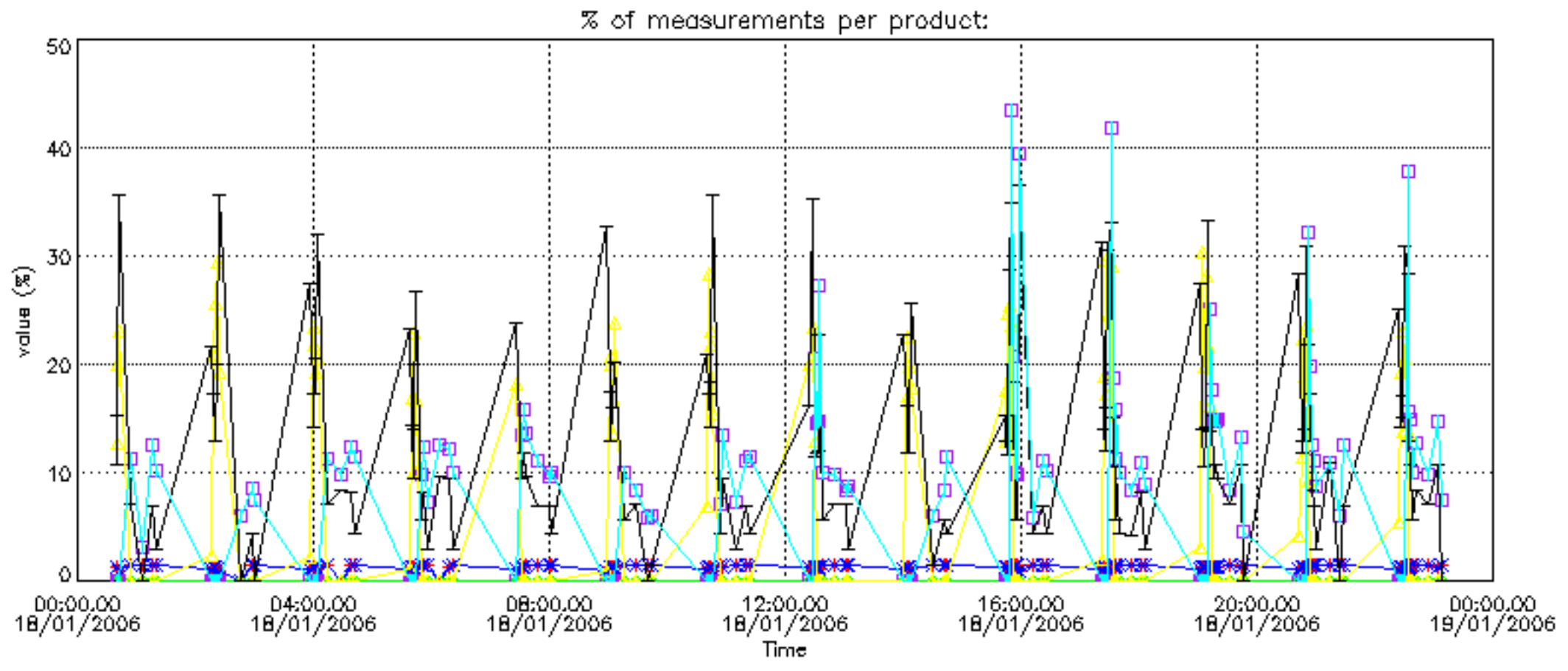
Percentage of flagged data per NO2 profile



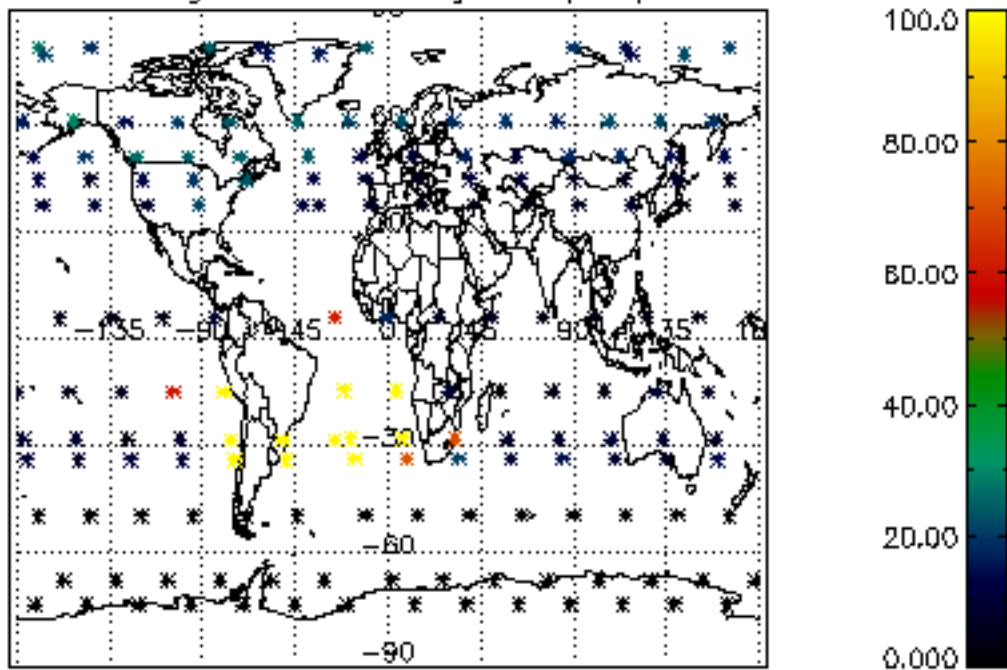
Percentage of flagged data per NO3 profile



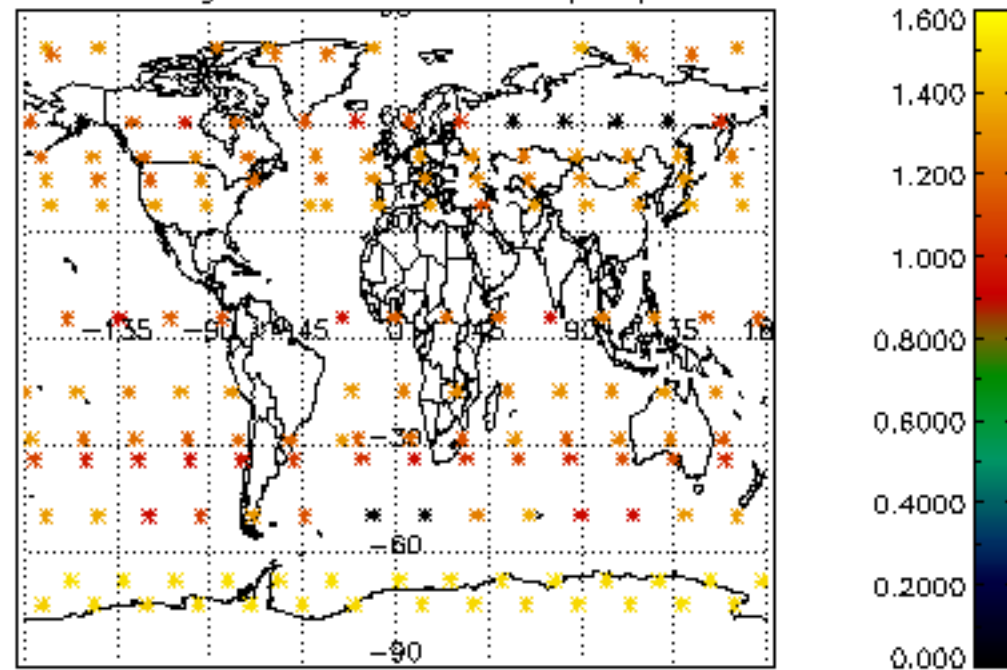




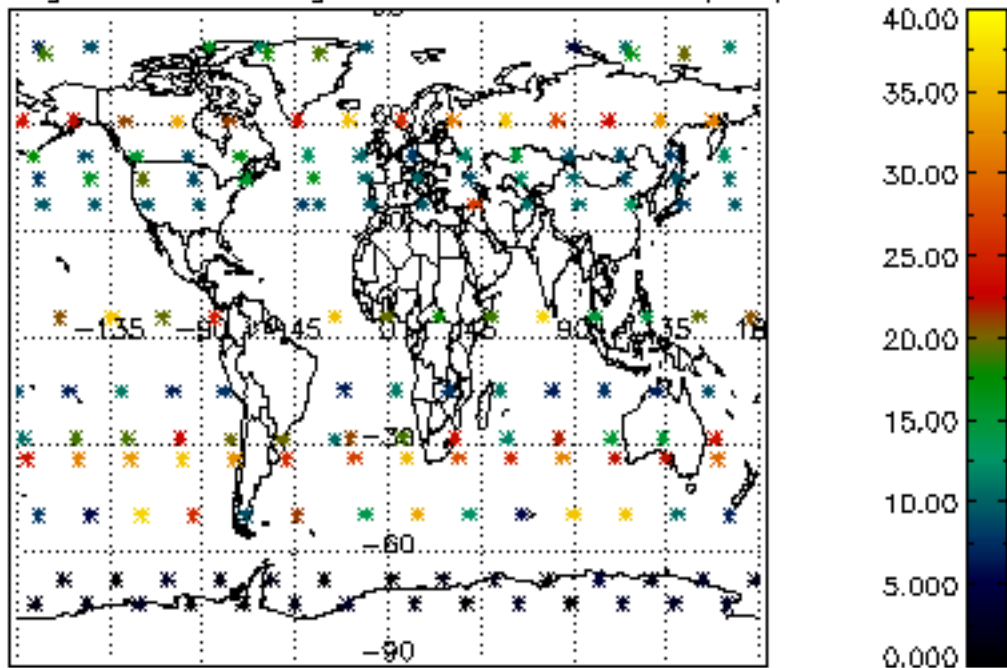
Percentage of cosmic ray hits per profile



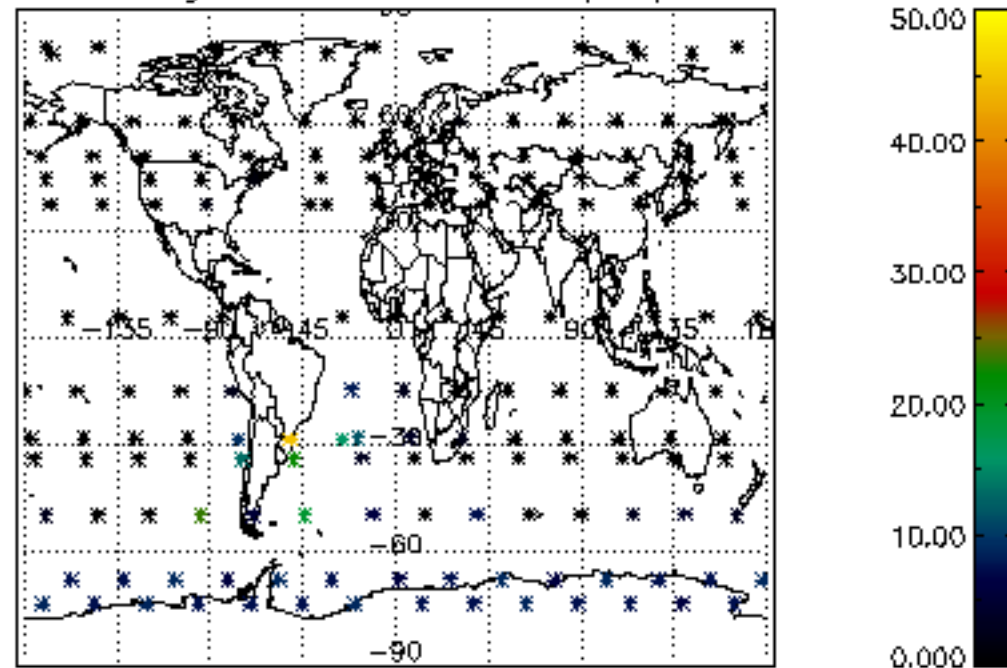
Percentage of datation errors per profile



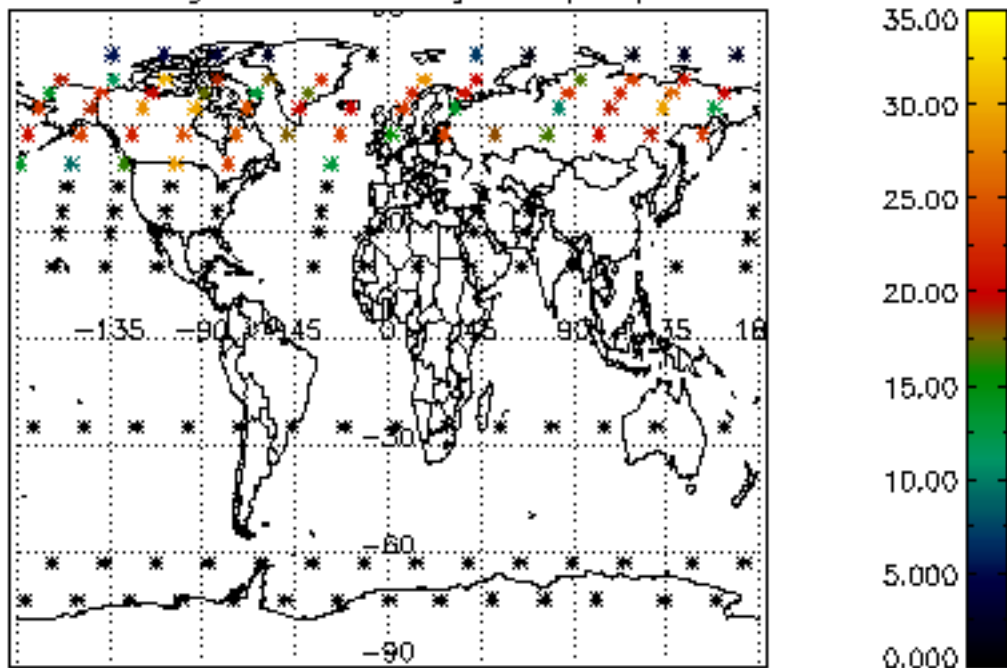
Percentage of star falling outside central band per profile



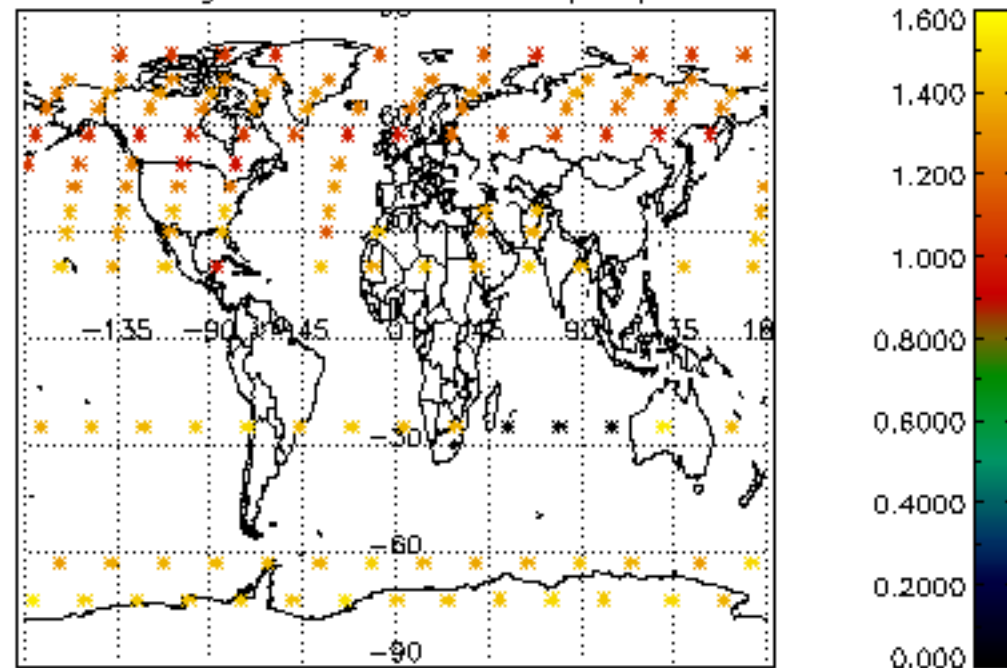
Percentage of saturation errors per profile



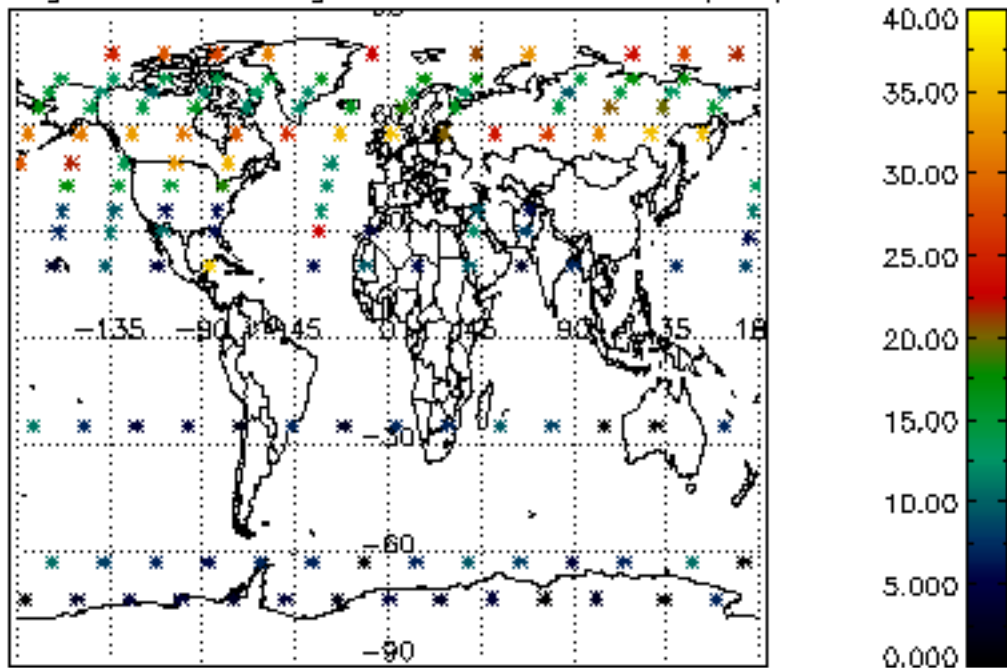
Percentage of cosmic ray hits per profile



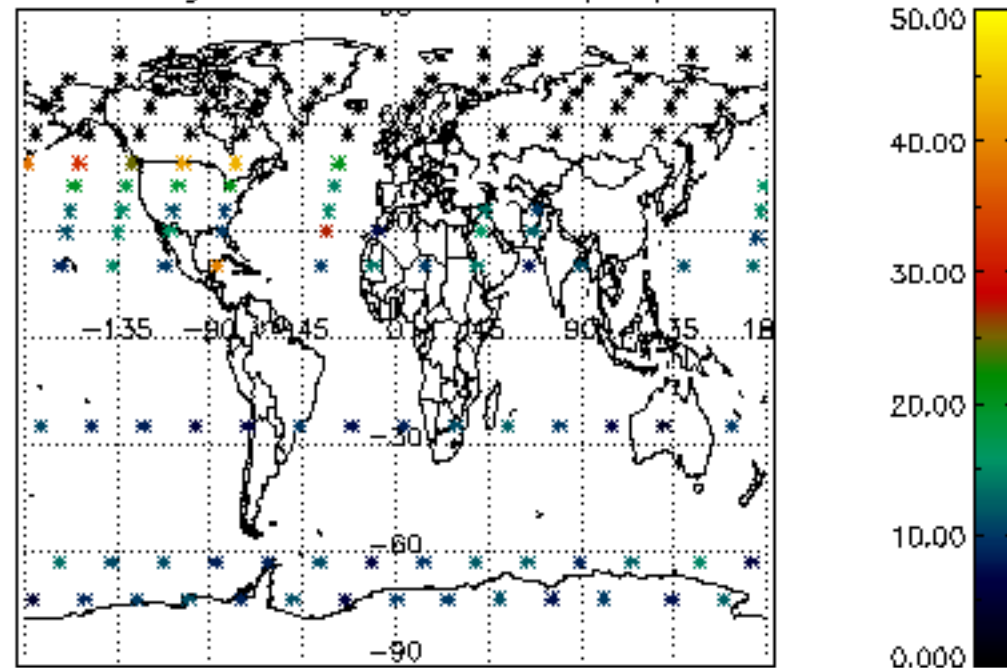
Percentage of datation errors per profile

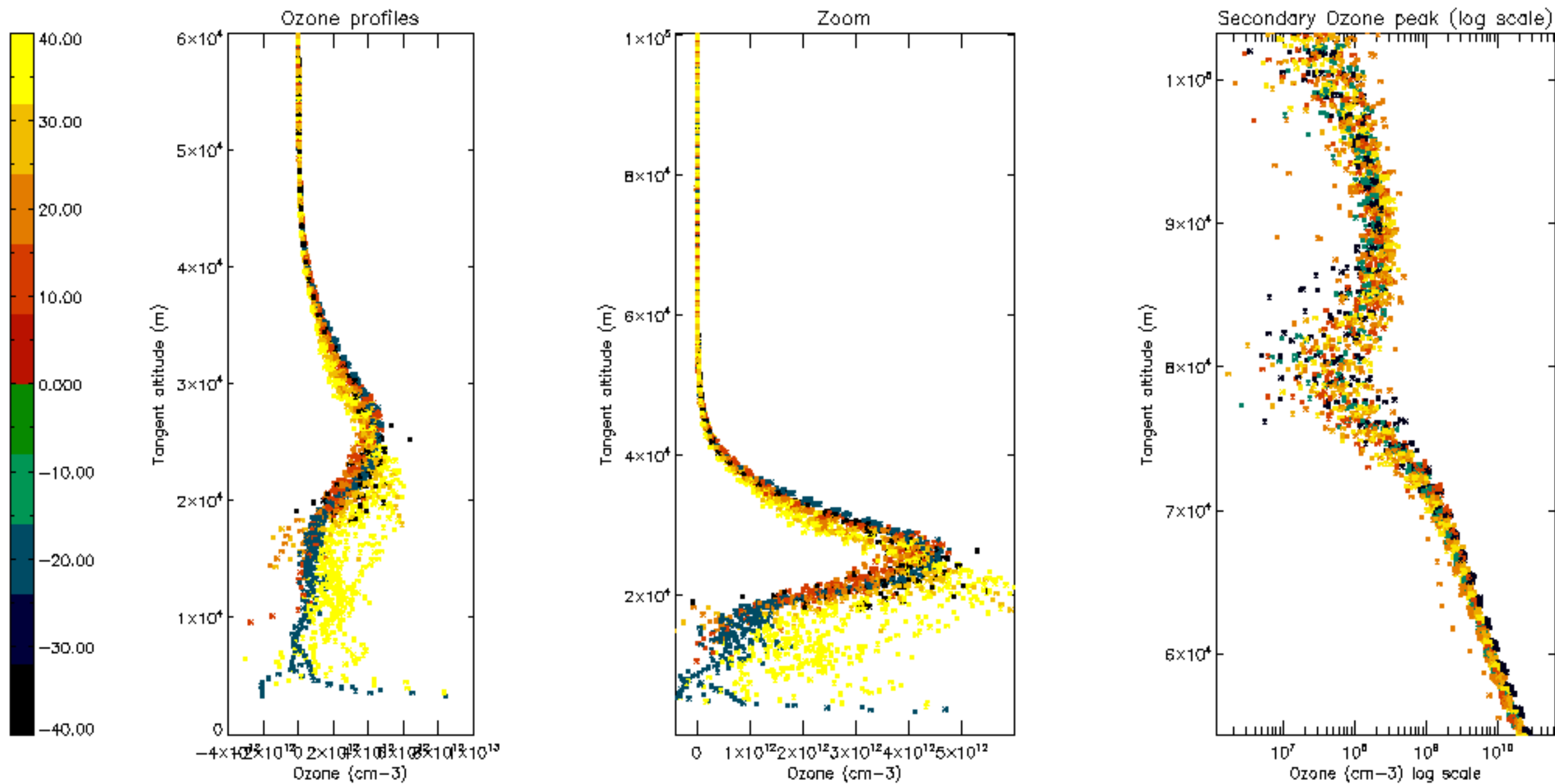


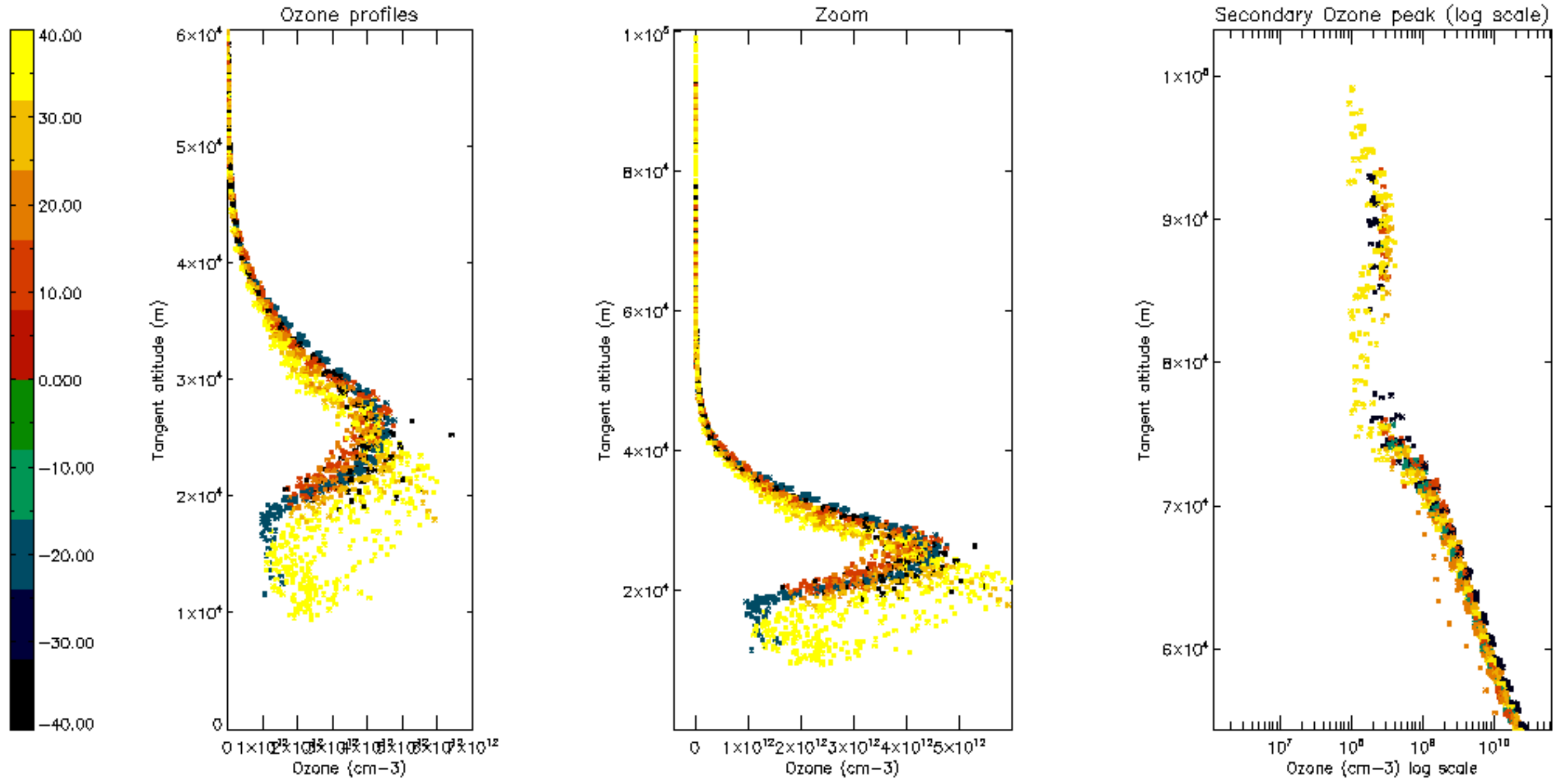
Percentage of star falling outside central band per profile

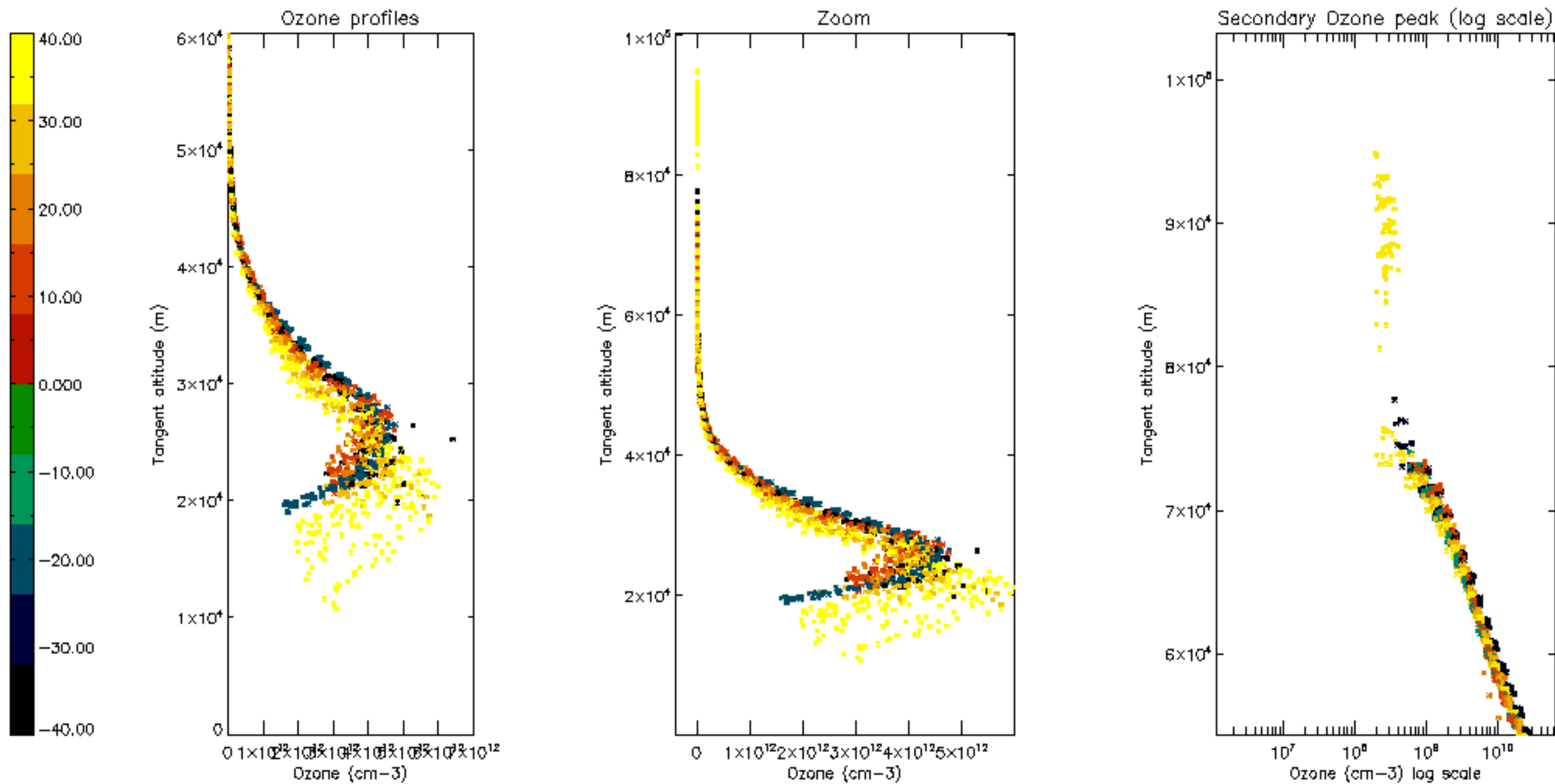


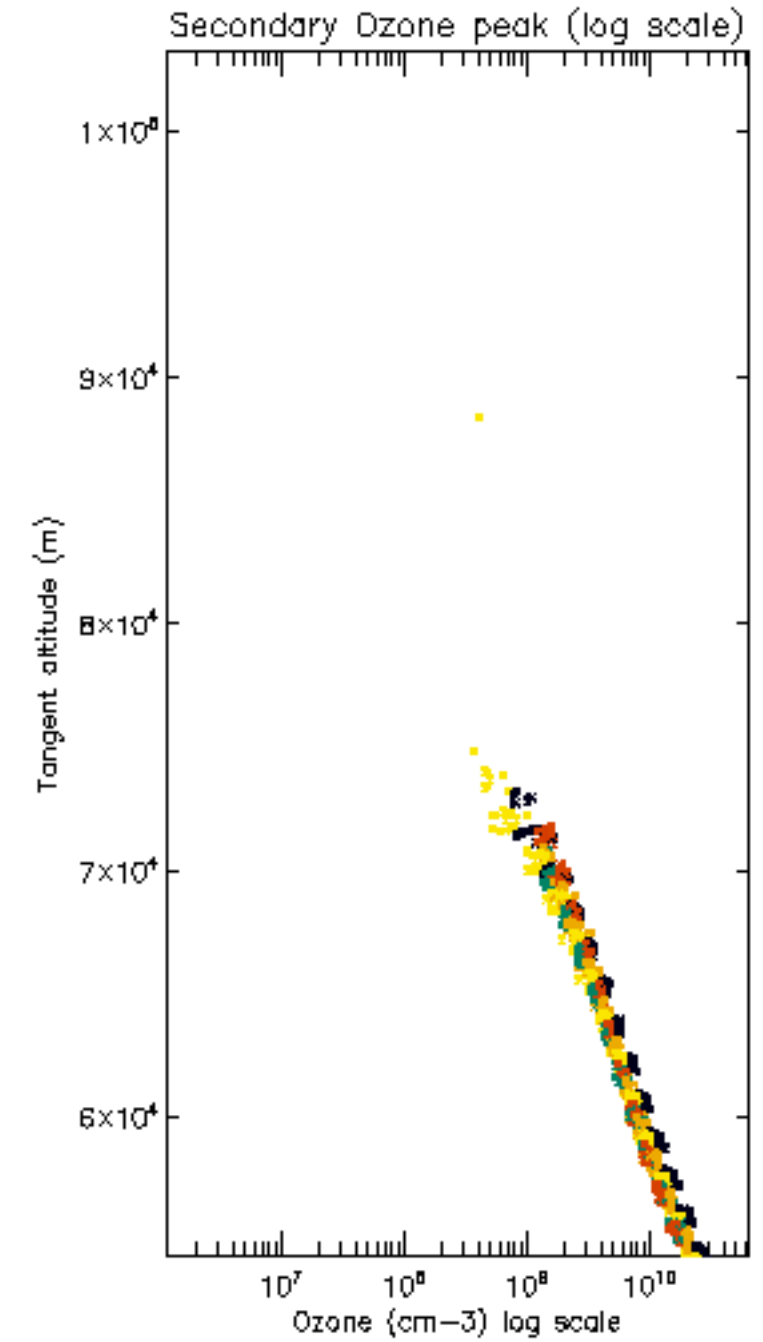
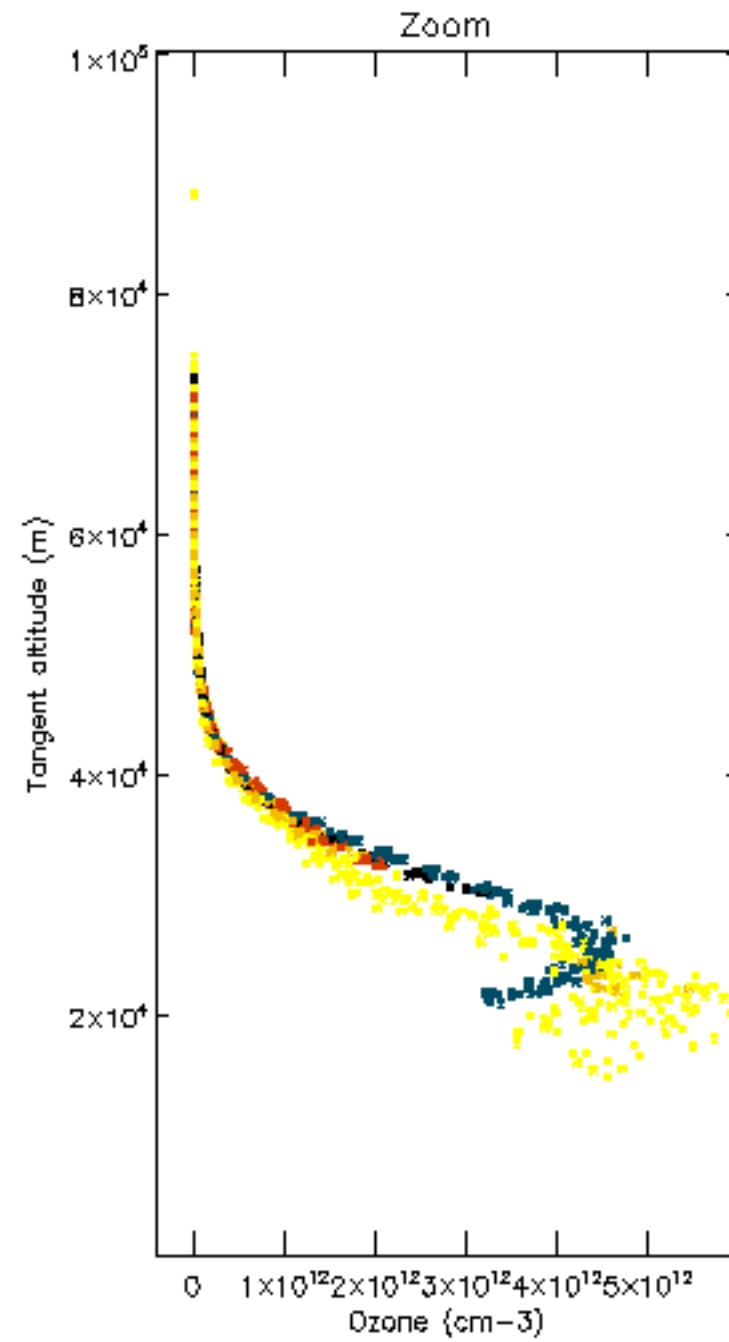
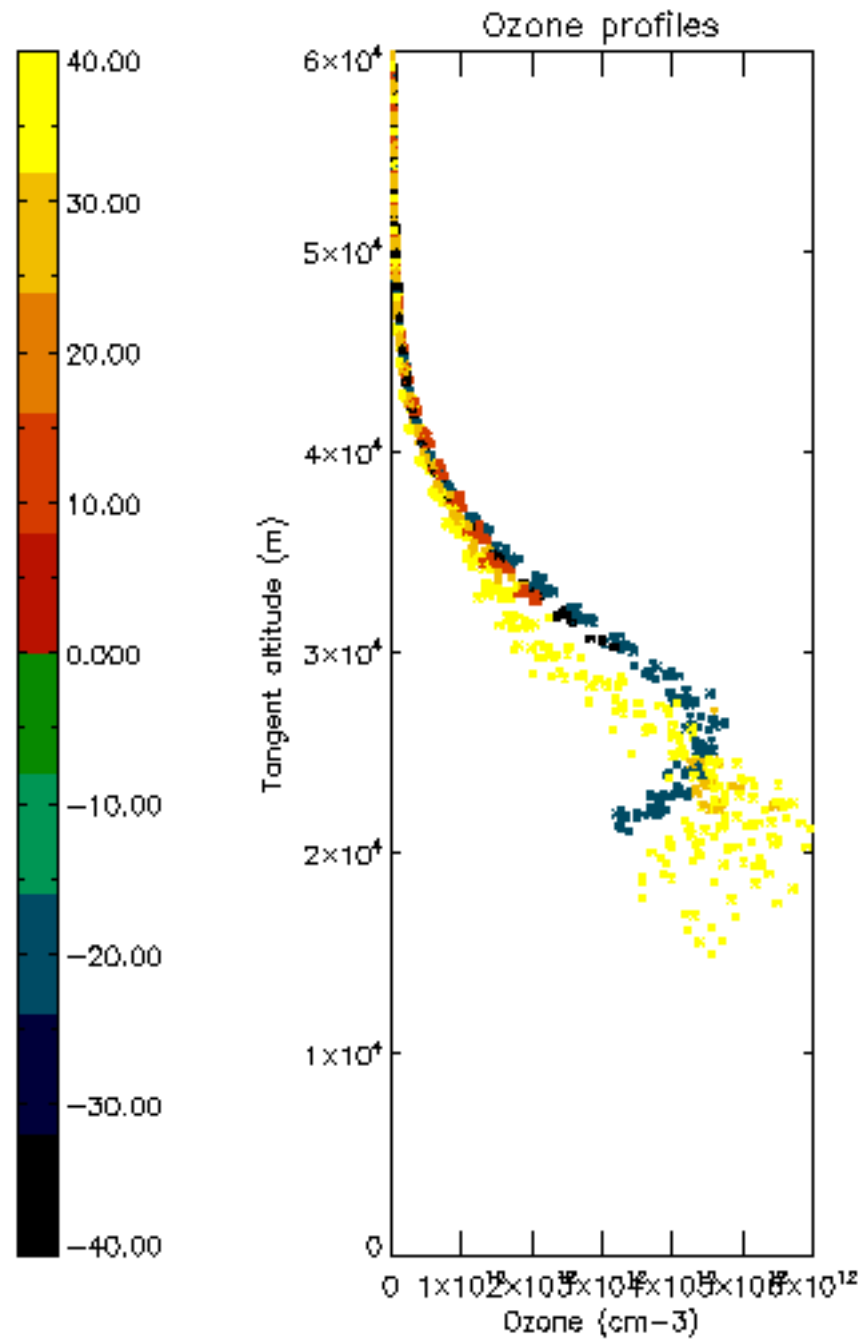
Percentage of saturation errors per profile

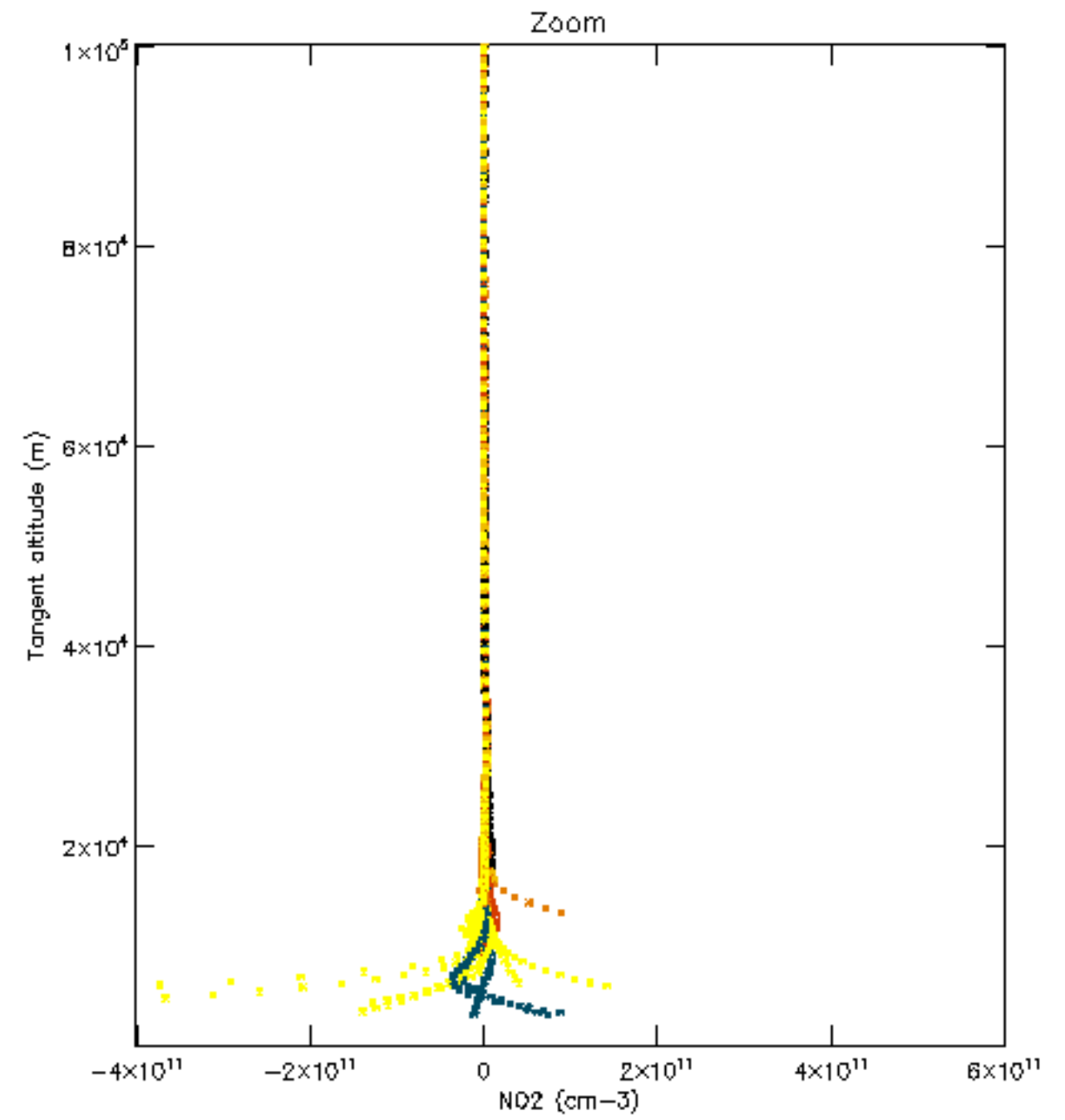
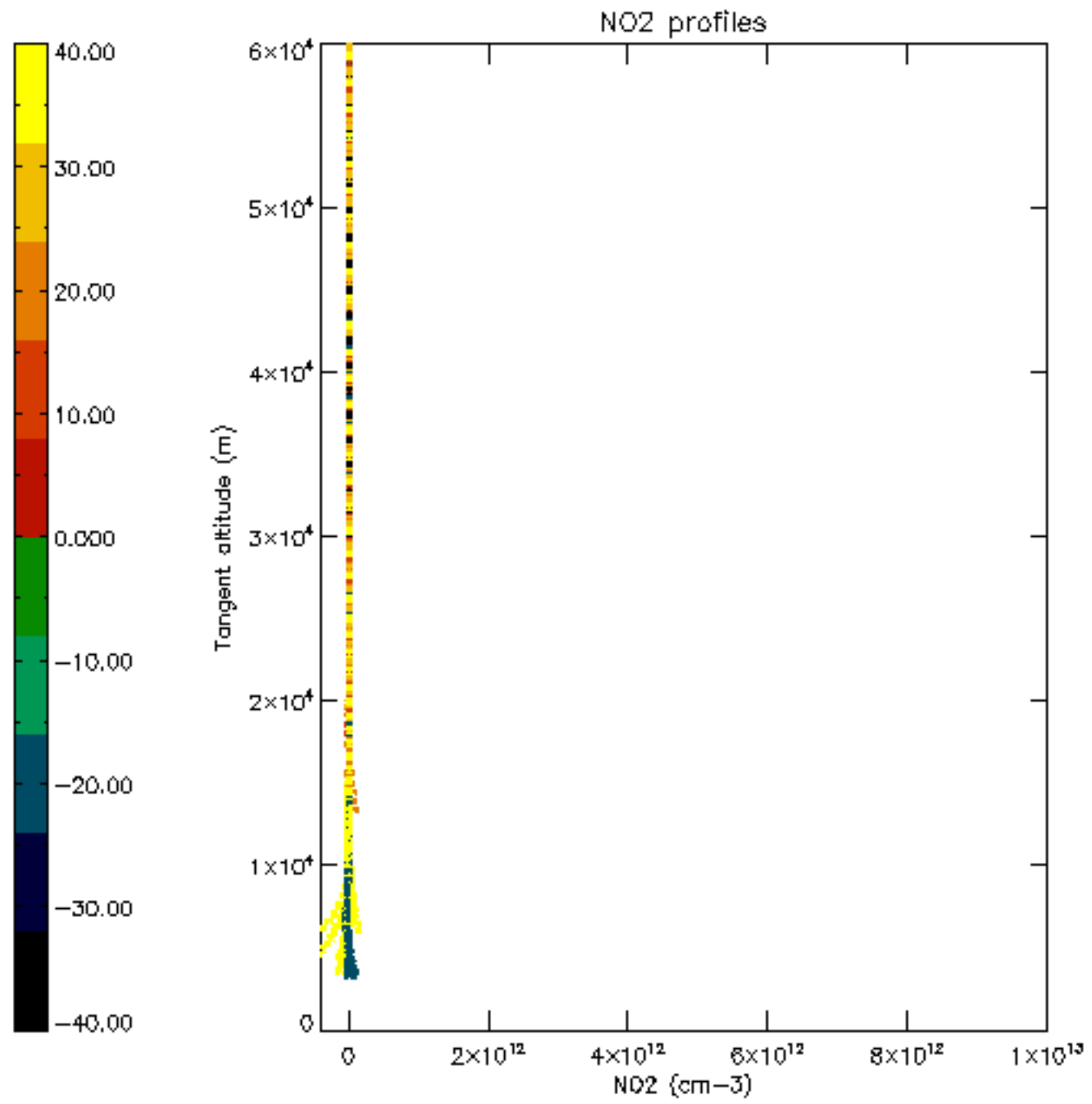


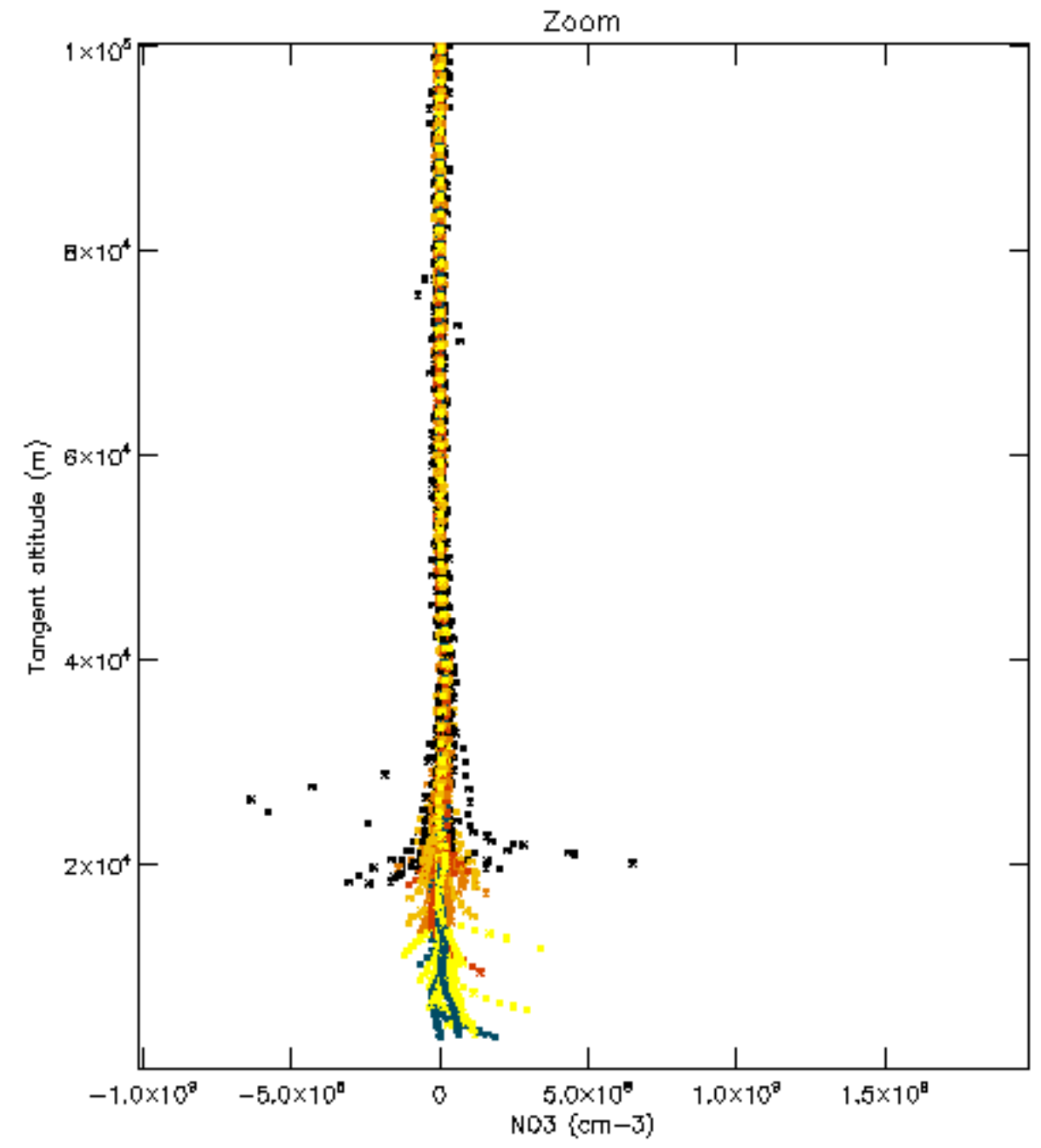
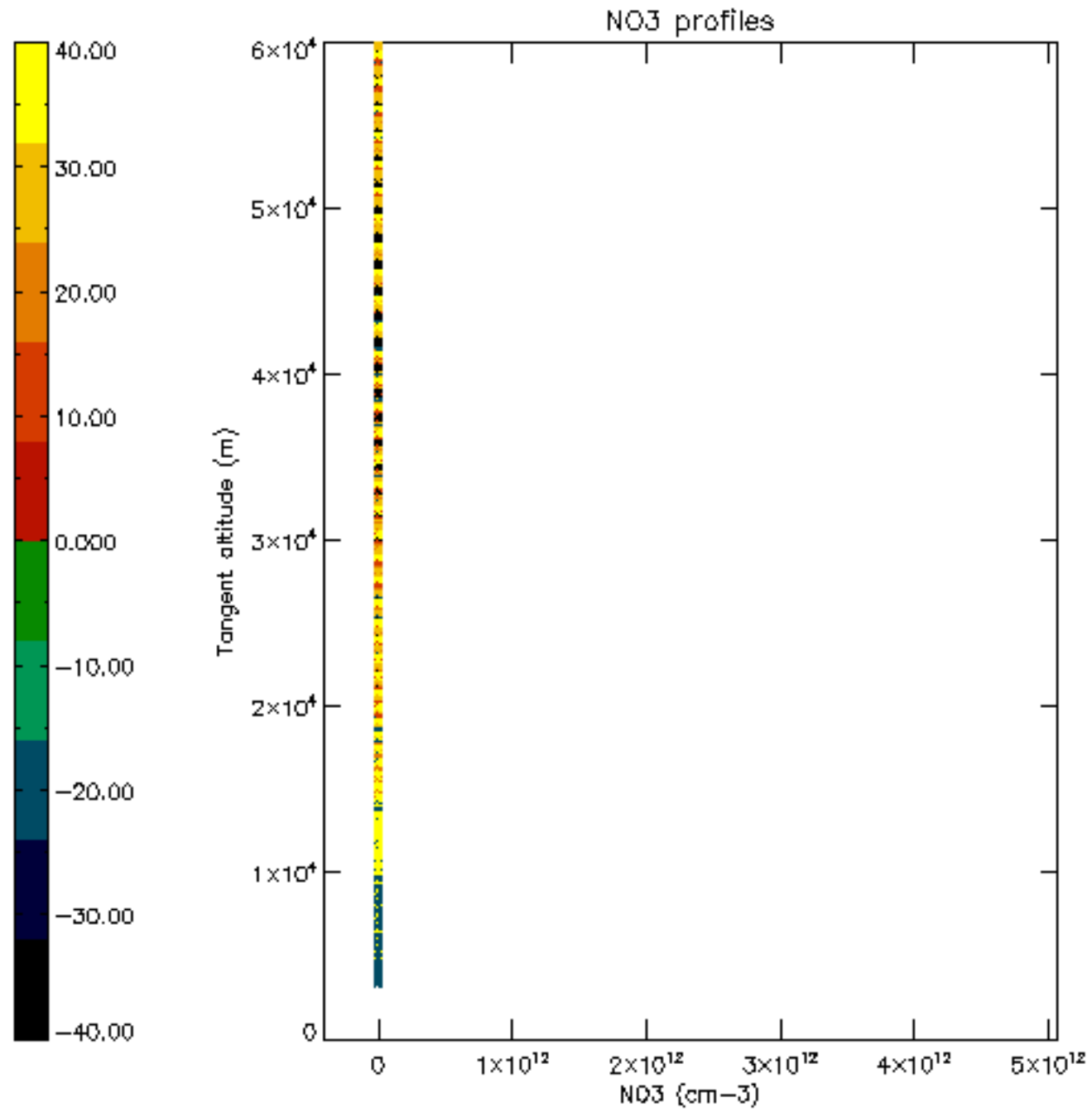


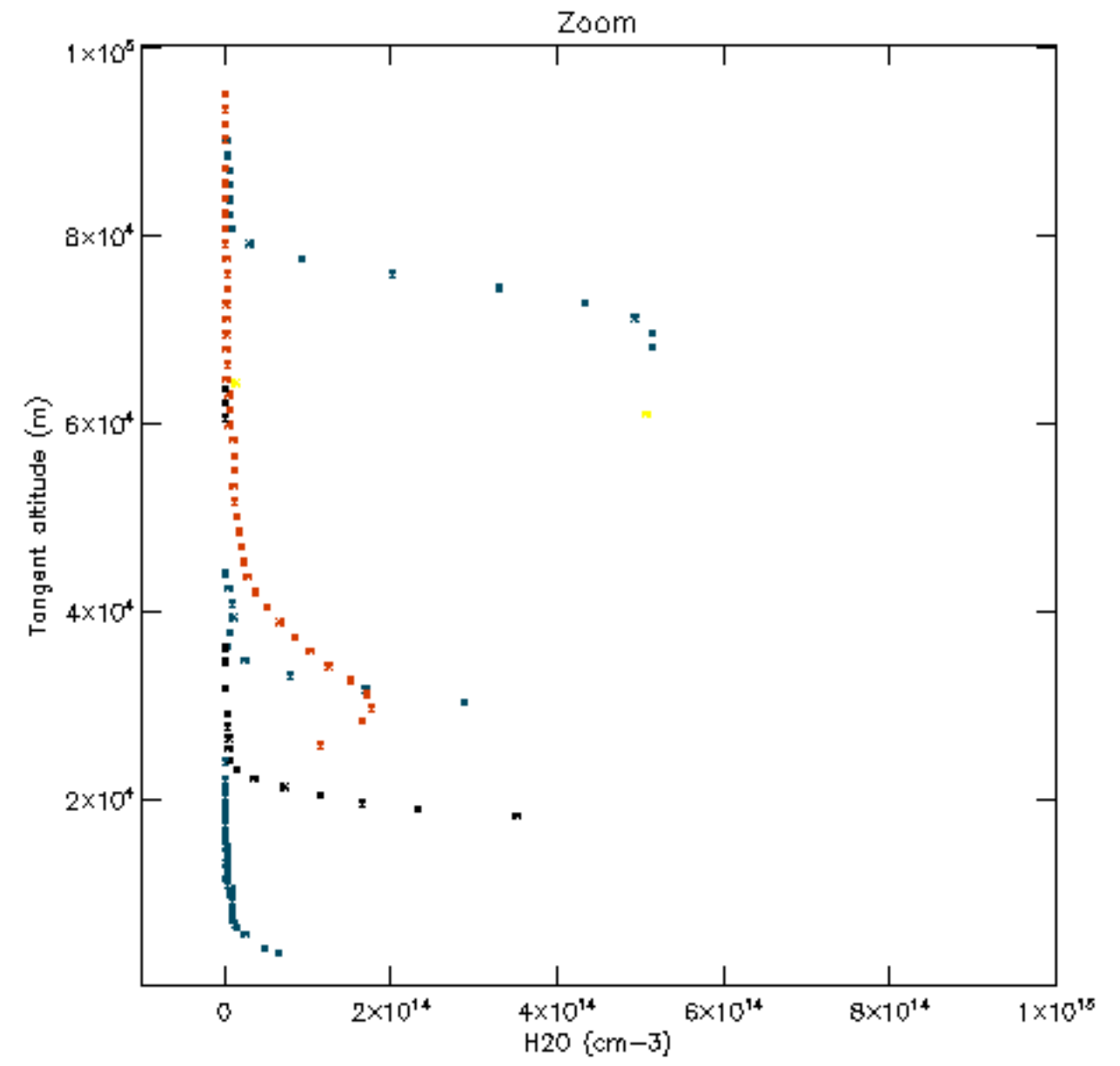
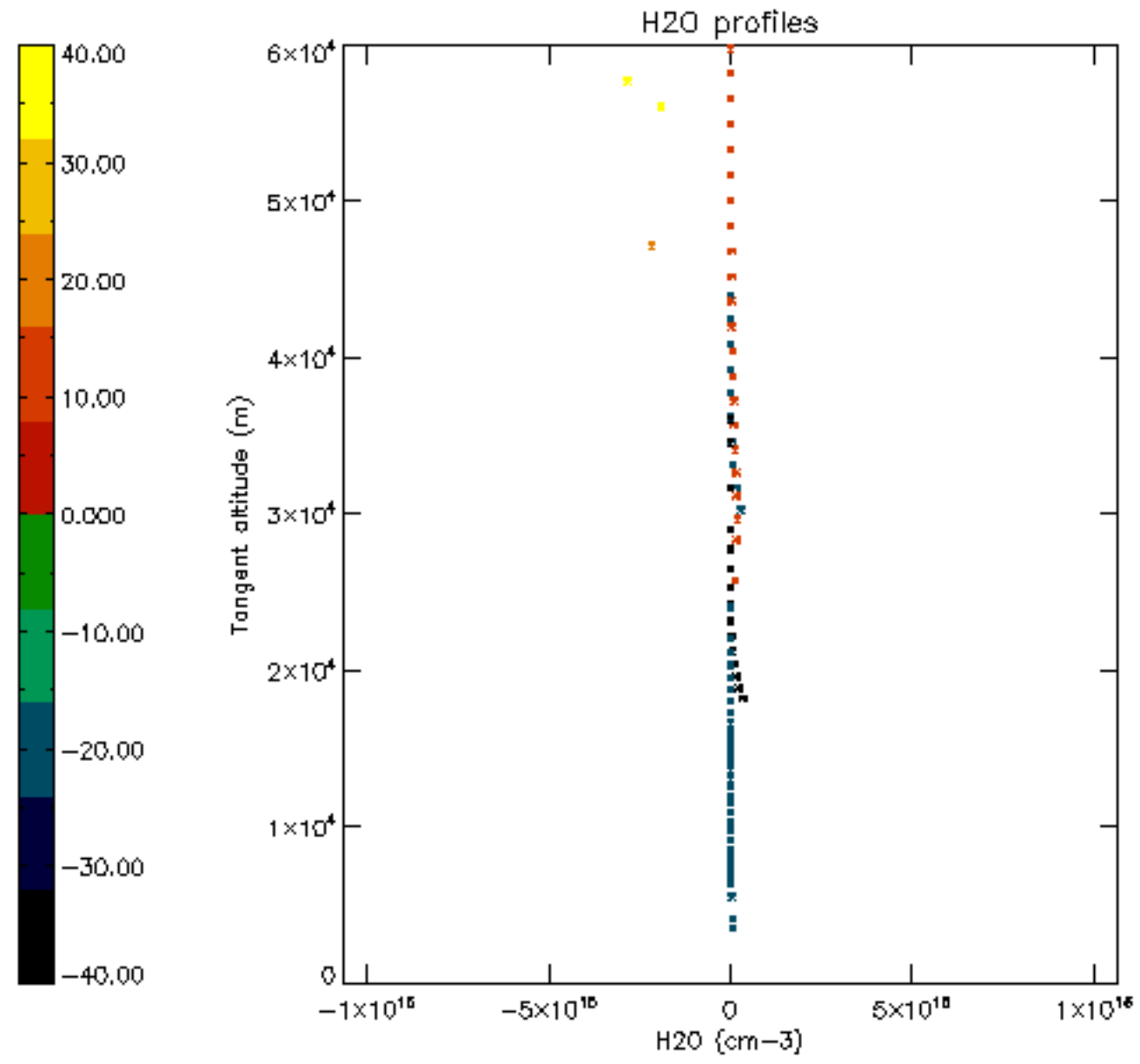


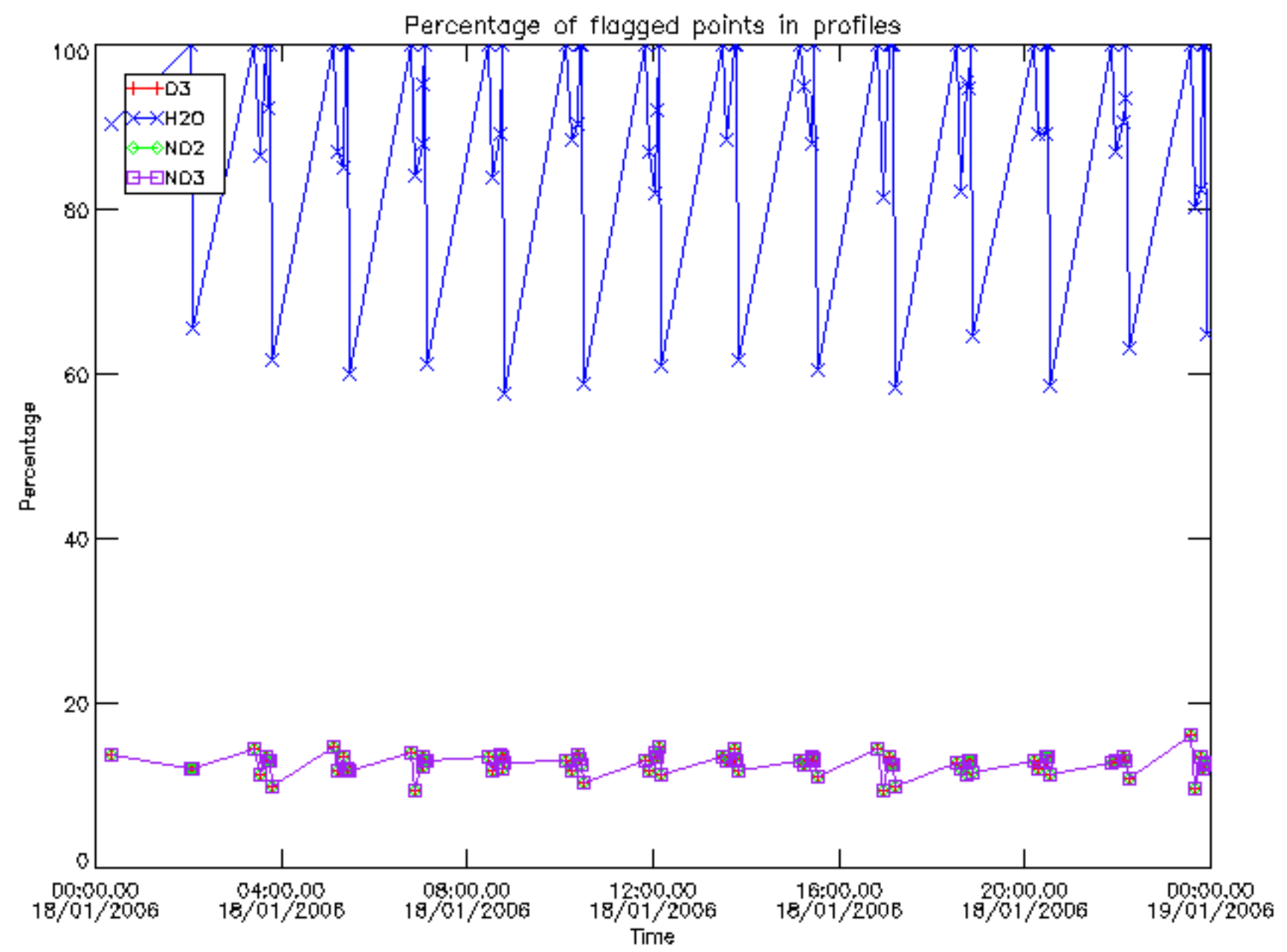




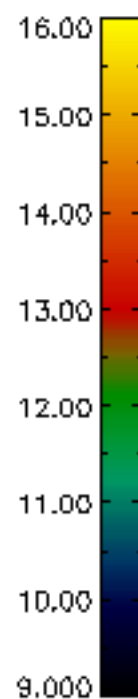
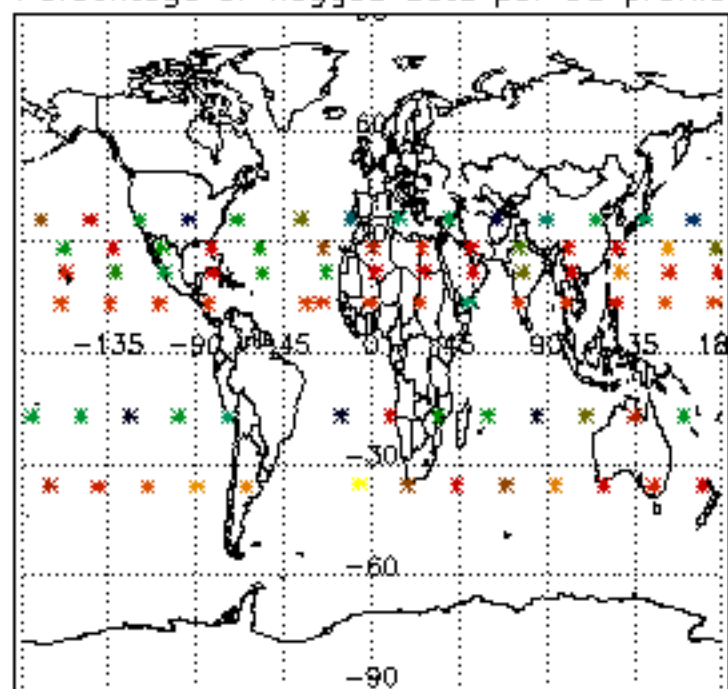




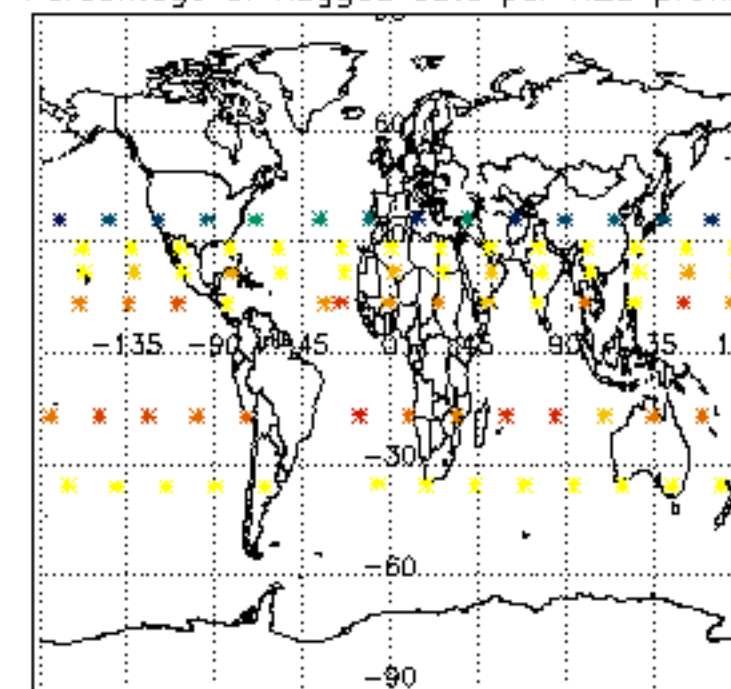




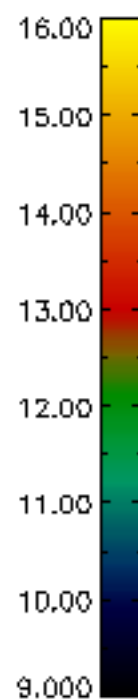
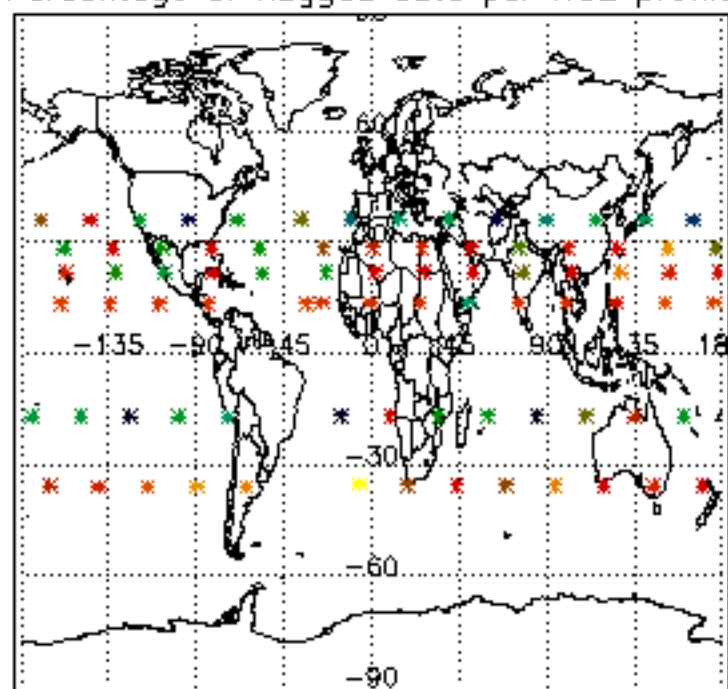
Percentage of flagged data per D3 profile



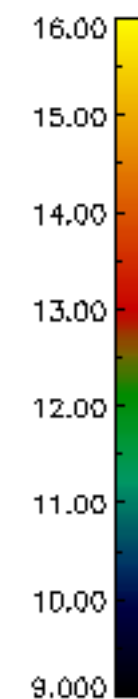
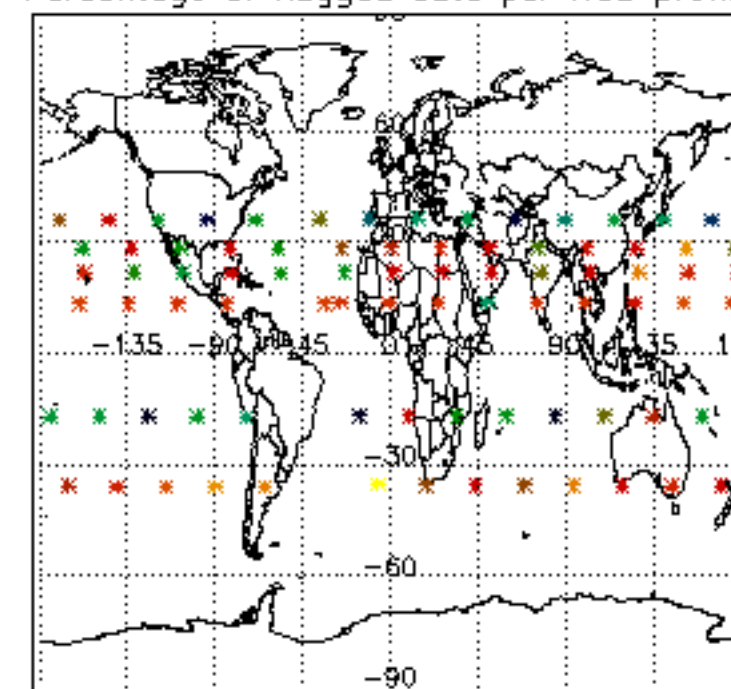
Percentage of flagged data per H2O profile

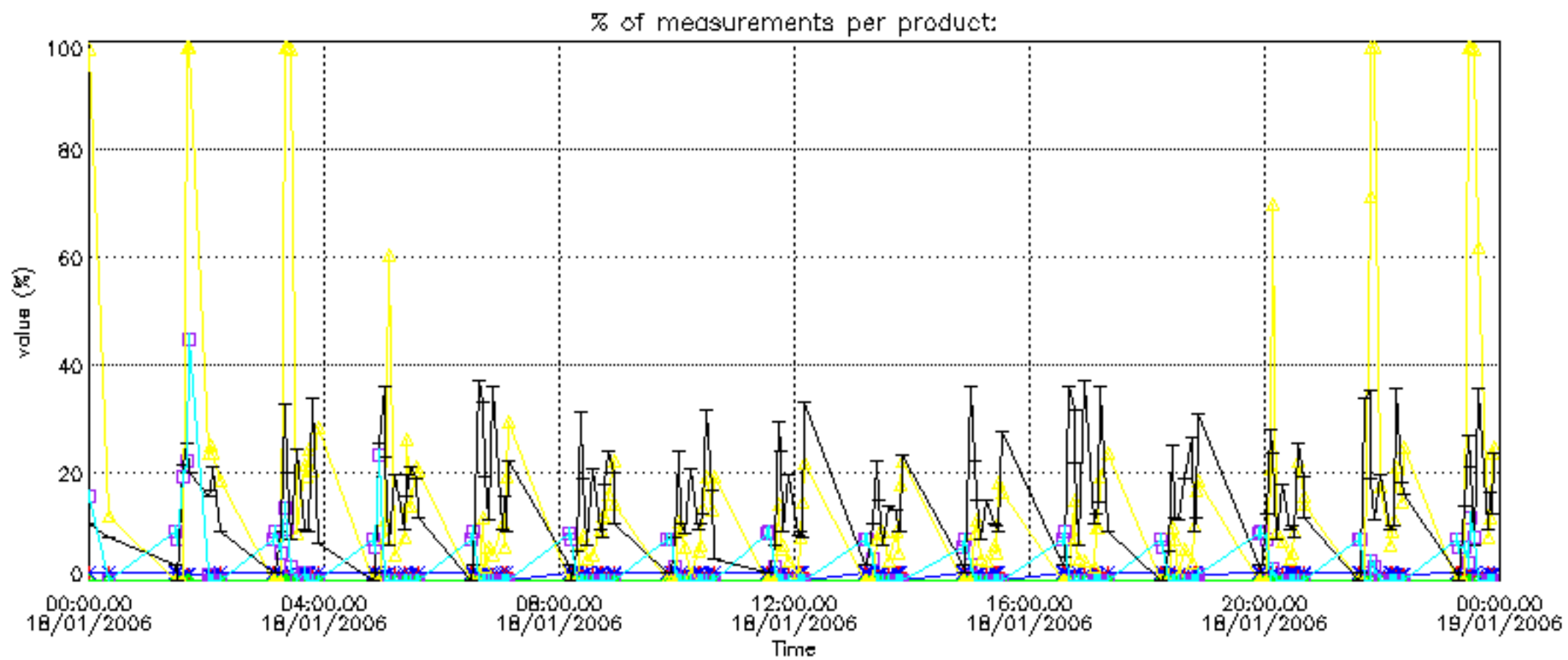


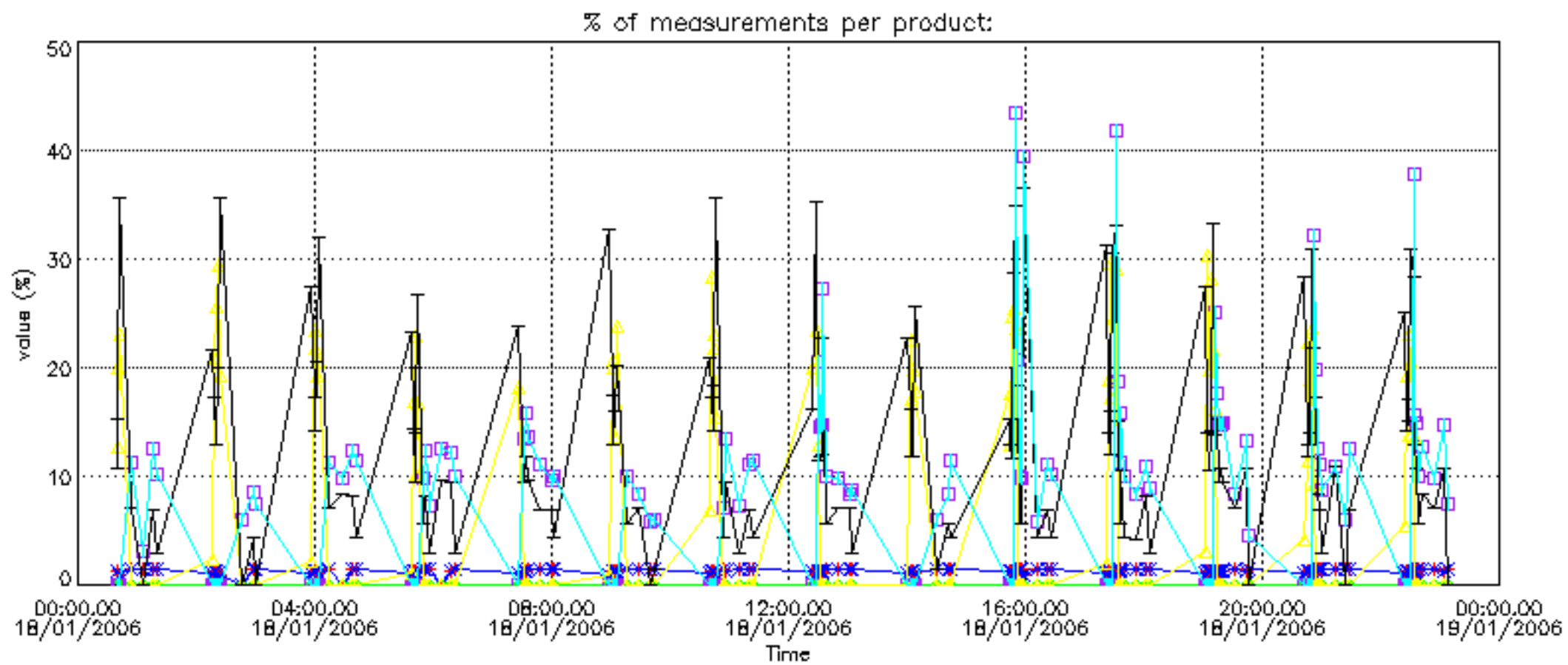
Percentage of flagged data per NO2 profile



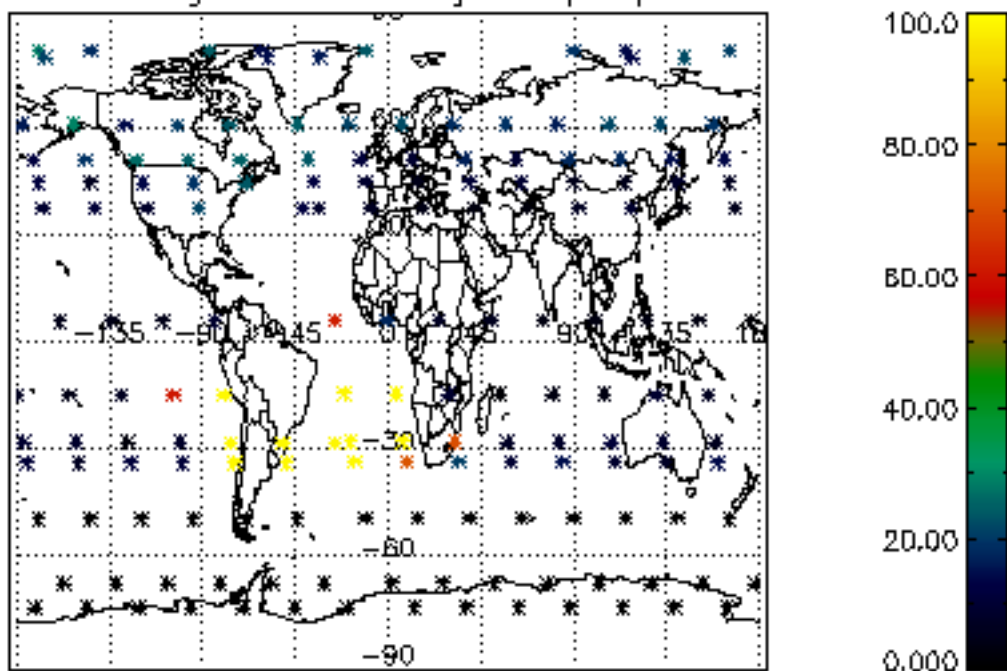
Percentage of flagged data per NO3 profile



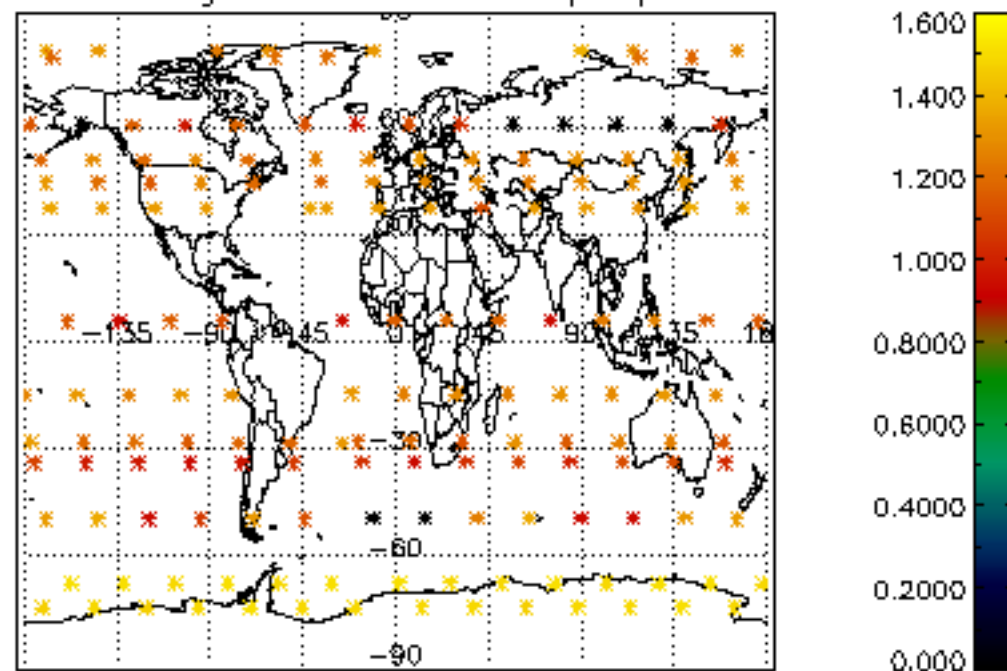




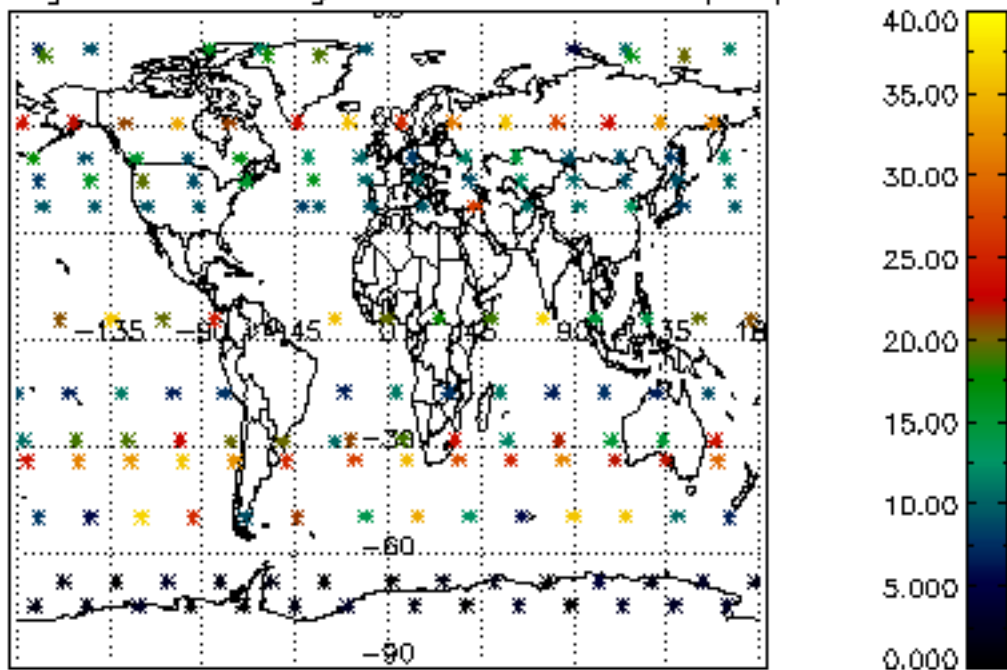
Percentage of cosmic ray hits per profile



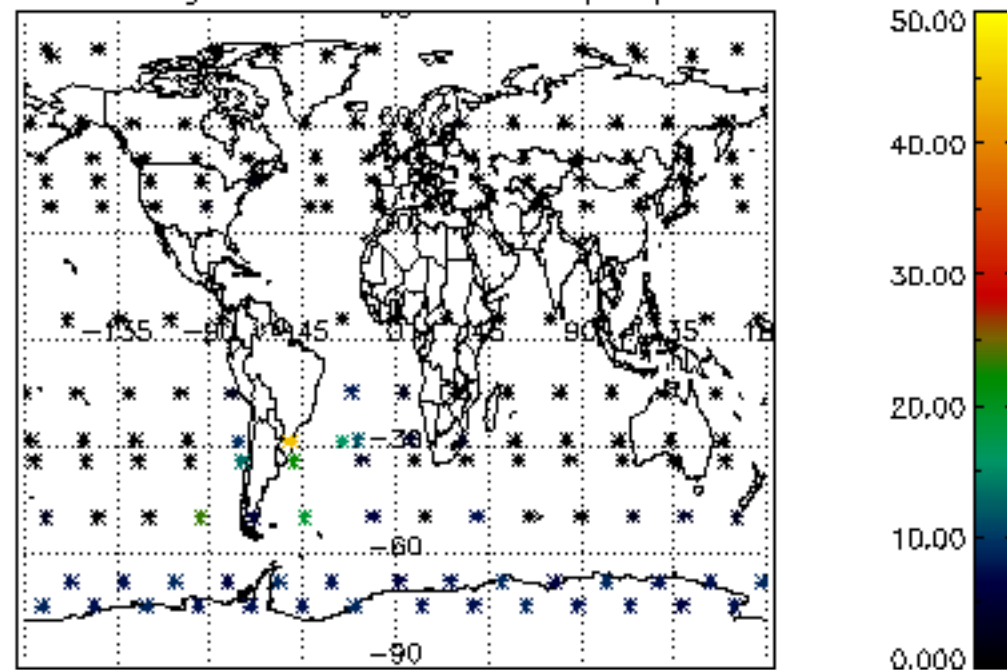
Percentage of datation errors per profile



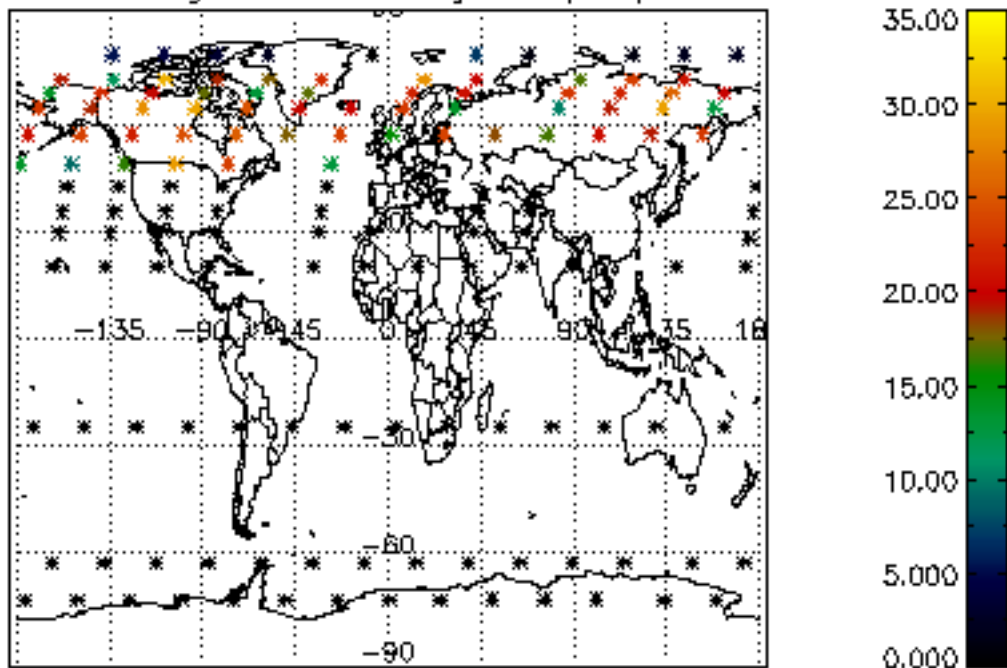
Percentage of star falling outside central band per profile



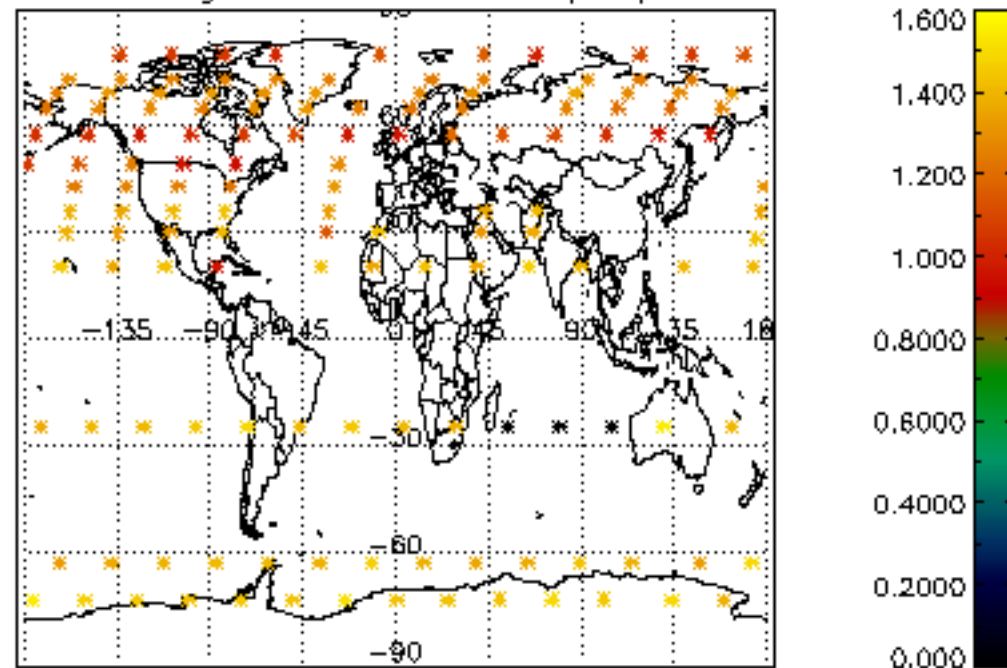
Percentage of saturation errors per profile



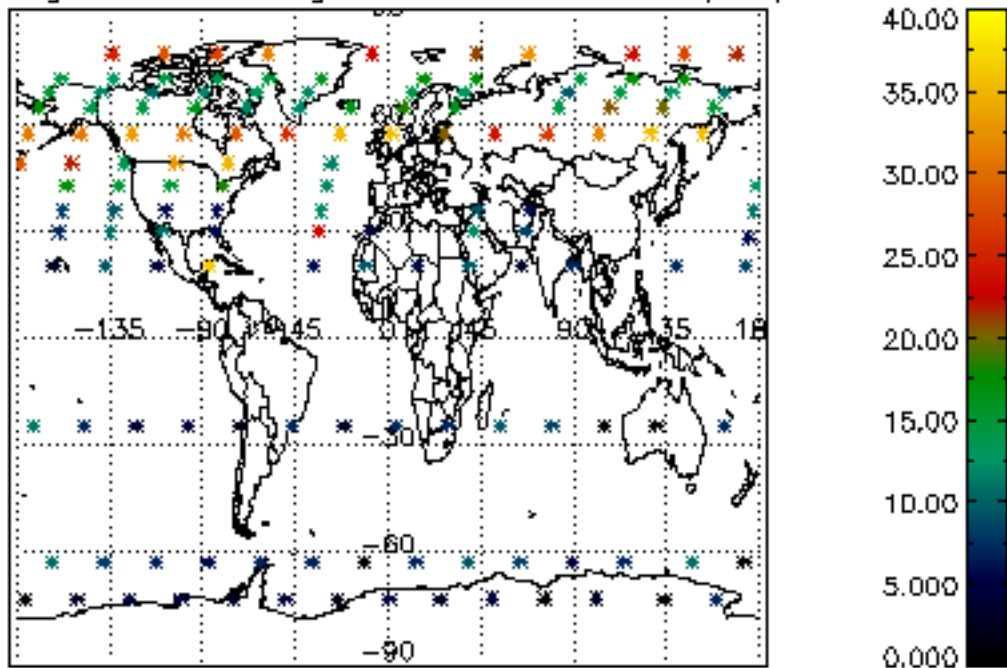
Percentage of cosmic ray hits per profile



Percentage of datation errors per profile



Percentage of star falling outside central band per profile



Percentage of saturation errors per profile

