

# GOMOS Level 2 Daily Report

## SUMMARY

### [1. General Info](#)

### [2. Summary of processed GOM\\_NL\\_2P products](#)

### [3. Level 2 Quality information per product](#)

#### [3.1 Plot of level 2 quality information per product \(time dependant\)](#)

#### [3.2 Plot of level 2 quality information per product \(world map\)](#)

### [4. Level 1 Quality information per product \(stored on level 2 products\)](#)

#### [4.1 Plot of level 1 quality information per product \(time dependant\)](#)

##### [4.1.1 Plot of level 1 quality information per product \(time dependant\): ASCENDING](#)

##### [4.1.2 Plot of level 1 quality information per product \(time dependant\): DESCENDING](#)

#### [4.2 Plot of level 1 quality information per product \(world map\)](#)

##### [4.2.1 Plot of level 1 quality information per product \(world map\): ASCENDING](#)

##### [4.2.2 Plot of level 1 quality information per product \(world map\): DESCENDING](#)

### [5. Ozone profiles based on quality statistics and other trace gas profiles](#)

#### [5.1 Ozone statistics based on quality of products](#)

#### [5.2 Plot ozone profiles for all STD \(dark without errors\)](#)

#### [5.3 Plot ozone profiles where STD < 20% \(dark without errors\)](#)

#### [5.4. Plot ozone profiles where STD < 10% \(dark without errors\)](#)

#### [5.5. Plot ozone profiles where STD < 5% \(dark without errors\)](#)

#### [5.6 Plot NO2 profiles for all STD \(dark without errors\)](#)

#### [5.7 Plot NO3 profiles for all STD \(dark without errors\)](#)

#### [5.8 Plot H2O profiles \(only for occultations of stars 1,2,3,4,13,14,16,26,63 dark without errors\) for all STD](#)

### [6. Auxiliary Data Files used for the production reported in section 2](#)

This report presents the daily analysis on parameters extracted from GOMOS level 2 data (GOM\_NL\_\_2P). It is intended to monitor some important parameters that will impact the quality of these products. A list of level 2 products (and content) that have arrived during the reporting day to the PCF is also given.

Item	Value
Time of report generation	22APR2013 14:33:32
Data source version	GOMOS/6.01
Start time of products	17-01-2006 (17JAN2006 00:00:00)
Stop time of products	18-01-2006 (18JAN2006 00:00:00)
Store outputs in DB	Yes
Nb of level 2 prods	382
Nb of prods with errors	0

## 2. Summary of processed GOM\_NL\_\_2P products.

Nr	Filename	UTC Start time	Limb	Duration	Star Id	Star Name	Star Mag	Star Temp	Nb Meas	Orbit	Prod. error
1	GOM_NL__2PRFIN20060117_000749_000000362044_00202_20296_7620.N1	17-JAN-2006 00:07:49	Bright	36.000	130	23Bet Dra	2.7990	5800.0	72	20296	No
2	GOM_NL__2PRFIN20060117_001059_000000372044_00202_20296_7621.N1	17-JAN-2006 00:10:59	Bright	37.000	5	3Alp Lyr	0.033000	11000.	74	20296	No
3	GOM_NL__2PRFIN20060117_001856_000000342044_00202_20296_7622.N1	17-JAN-2006 00:18:56	Bright	33.500	59	55Alp Oph	2.0800	8900.0	67	20296	No
4	GOM_NL__2PRFIN20060117_002103_000000332044_00202_20296_7623.N1	17-JAN-2006 00:21:03	Bright	33.000	126	60Bet Oph	2.7700	4250.0	66	20296	No
5	GOM_NL__2PRFIN20060117_002618_000000372044_00202_20296_7624.N1	17-JAN-2006 00:26:18	Bright	36.500	98	13Zet Oph	2.5710	30000.	73	20296	No
6	GOM_NL__2PRFIN20060117_003046_000000532044_00202_20296_7625.N1	17-JAN-2006 00:30:46	Twilight	53.000	16	21Alp Sco	1.0200	3000.0	106	20296	No
7	GOM_NL__2PRFIN20060117_003225_000000402044_00202_20296_7626.N1	17-JAN-2006 00:32:25	Twilight	39.500	75	26Eps Sco	2.2910	4250.0	79	20296	No
8	GOM_NL__2PRFIN20060117_003604_000000392044_00202_20296_7627.N1	17-JAN-2006 00:36:04	Dark	39.000	131	Gam Lup	2.8000	26000.	78	20296	No
9	GOM_NL__2PRFIN20060117_004153_000000542044_00203_20297_7600.N1	17-JAN-2006 00:41:53	Dark	53.500	4	Alp1Cen	-0.010000	5800.0	107	20297	No
10	GOM_NL__2PRFIN20060117_004932_000000392044_00203_20297_7601.N1	17-JAN-2006 00:49:32	Dark	38.500	124	The Car	2.7640	30000.	77	20297	No
11	GOM_NL__2PRFIN20060117_005050_000000372044_00203_20297_7602.N1	17-JAN-2006 00:50:50	Dark	37.000	29	Bet Car	1.6720	10200.	74	20297	No
12	GOM_NL__2PRFIN20060117_005248_000000392044_00203_20297_7603.N1	17-JAN-2006 00:52:48	Dark	39.000	71	lot Car	2.2460	7700.0	78	20297	No
13	GOM_NL__2PRFIN20060117_005440_000000402044_00203_20297_7604.N1	17-JAN-2006 00:54:40	Dark	40.000	46	Del Vel	1.9540	10600.	80	20297	No
14	GOM_NL__2PRFIN20060117_005734_000000442044_00203_20297_7605.N1	17-JAN-2006 00:57:34	Dark	43.500	2	Alp Car	-0.73600	7000.0	87	20297	No
15	GOM_NL__2PRFIN20060117_010108_000000432044_00203_20297_7606.N1	17-JAN-2006 01:01:08	Straylight	42.500	117	Pi Pup	2.7060	3800.0	85	20297	No
16	GOM_NL__2PRFIN20060117_010340_000000412044_00203_20297_7607.N1	17-JAN-2006 01:03:40	Straylight	41.000	23	21Eps CMa	1.5020	26000.	82	20297	No
17	GOM_NL__2PRFIN20060117_010505_000000402044_00203_20297_7608.N1	17-JAN-2006 01:05:05	Straylight	39.500	179	24Omi2CMa	3.0320	24000.	79	20297	No
18	GOM_NL__2PRFIN20060117_010718_000000472044_00203_20297_7609.N1	17-JAN-2006 01:07:18	Straylight	46.500	1	9Alp CMa	-1.4400	11000.	93	20297	No
19	GOM_NL__2PRFIN20060117_010948_000000412044_00203_20297_7610.N1	17-JAN-2006 01:09:48	Straylight	40.500	56	53Kap Ori	2.0650	30000.	81	20297	No
20	GOM_NL__2PRFIN20060117_011058_000000382044_00203_20297_7611.N1	17-JAN-2006 01:10:58	Twilight	38.000	125	44lot Ori	2.7700	30000.	76	20297	No
21	GOM_NL__2PRFIN20060117_011216_000000382044_00203_20297_7612.N1	17-JAN-2006 01:12:16	Twilight	38.000	30	46Eps Ori	1.6940	30000.	76	20297	No
22	GOM_NL__2PRFIN20060117_011428_000000502044_00203_20297_7613.N1	17-JAN-2006 01:14:28	Twilight	49.500	14	58Alp Ori	0.87000	3000.0	99	20297	No
23	GOM_NL__2PRFIN20060117_011653_000000342044_00203_20297_7614.N1	17-JAN-2006 01:16:53	Bright	34.000	44	24Gam Gem	1.9280	11000.	68	20297	No
24	GOM_NL__2PRFIN20060117_011825_000000352044_00203_20297_7615.N1	17-JAN-2006 01:18:25	Bright	34.500	176	23Zet Tau	3.0200	22000.	69	20297	No
25	GOM_NL__2PRFIN20060117_012034_000000372044_00203_20297_7616.N1	17-JAN-2006 01:20:34	Bright	37.000	28	12Bet Tau	1.6500	15200.	74	20297	No
26	GOM_NL__2PRFIN20060117_012212_000000372044_00203_20297_7617.N1	17-JAN-2006 01:22:12	Bright	37.000	114	3lot Aur	2.6930	4600.0	74	20297	No
27	GOM_NL__2PRFIN20060117_012457_000000372044_00203_20297_7618.N1	17-JAN-2006 01:24:57	Bright	37.000	42	34Bet Aur	1.9000	10200.	74	20297	No
28	GOM_NL__2PRFIN20060117_013731_000000352044_00203_20297_7619.N1	17-JAN-2006 01:37:31	Bright	35.000	49	1Alp UMi	1.9900	6300.0	70	20297	No
29	GOM_NL__2PRFIN20060117_014825_000000342044_00203_20297_7620.N1	17-JAN-2006 01:48:25	Bright	34.000	130	23Bet Dra	2.7990	5800.0	68	20297	No
30	GOM_NL__2PRFIN20060117_015135_000000332044_00203_20297_7621.N1	17-JAN-2006 01:51:35	Bright	33.000	5	3Alp Lyr	0.033000	11000.	66	20297	No
31	GOM_NL__2PRFIN20060117_015932_000000342044_00203_20297_7622.N1	17-JAN-2006 01:59:32	Bright	33.500	59	55Alp Oph	2.0800	8900.0	67	20297	No
32	GOM_NL__2PRFIN20060117_020139_000000332044_00203_20297_7623.N1	17-JAN-2006 02:01:39	Bright	32.500	126	60Bet Oph	2.7700	4250.0	65	20297	No
33	GOM_NL__2PRFIN20060117_020654_000000362044_00203_20297_7624.N1	17-JAN-2006 02:06:54	Bright	36.000	98	13Zet Oph	2.5710	30000.	72	20297	No
34	GOM_NL__2PRFIN20060117_021122_000000462044_00203_20297_7625.N1	17-JAN-2006 02:11:22	Twilight	46.000	16	21Alp Sco	1.0200	3000.0	92	20297	No
35	GOM_NL__2PRFIN20060117_021301_000000382044_00203_20297_7626.N1	17-JAN-2006 02:13:01	Twilight	38.000	75	26Eps Sco	2.2910	4250.0	76	20297	No
36	GOM_NL__2PRFIN20060117_021641_000000382044_00203_20297_7627.N1	17-JAN-2006 02:16:41	Dark	38.000	131	Gam Lup	2.8000	26000.	76	20297	No
37	GOM_NL__2PRFIN20060117_022230_000000442044_00204_20298_7620.N1	17-JAN-2006 02:22:30	Dark	43.500	4	Alp1Cen	-0.010000	5800.0	87	20298	No
38	GOM_NL__2PRFIN20060117_023008_000000382044_00204_20298_7621.N1	17-JAN-2006 02:30:08	Dark	38.000	124	The Car	2.7640	30000.	76	20298	No
39	GOM_NL__2PRFIN20060117_023126_000000372044_00204_20298_7622.N1	17-JAN-2006 02:31:26	Dark	37.000	29	Bet Car	1.6720	10200.	74	20298	No
40	GOM_NL__2PRFIN20060117_023325_000000412044_00204_20298_7623.N1	17-JAN-2006 02:33:25	Dark	40.500	71	lot Car	2.2460	7700.0	81	20298	No
41	GOM_NL__2PRFIN20060117_023516_000000402044_00204_20298_7624.N1	17-JAN-2006 02:35:16	Dark	39.500	46	Del Vel	1.9540	10600.	79	20298	No
42	GOM_NL__2PRFIN20060117_023810_000000442044_00204_20298_7625.N1	17-JAN-2006 02:38:10	Dark	44.000	2	Alp Car	-0.73600	7000.0	88	20298	No

43	GOM_NL__2PRFIN20060117_024144_000000432044_00204_20298_7626.N1	17-JAN-2006 02:41:44	Straylight	42.500	117	Pi Pup	2.7060	3800.0	85	20298	No
44	GOM_NL__2PRFIN20060117_024417_000000432044_00204_20298_7627.N1	17-JAN-2006 02:44:17	Straylight	42.500	23	21Eps CMa	1.5020	26000.	85	20298	No
45	GOM_NL__2PRFIN20060117_024541_000000402044_00204_20298_7628.N1	17-JAN-2006 02:45:41	Straylight	39.500	179	24Omi2CMa	3.0320	24000.	79	20298	No
46	GOM_NL__2PRFIN20060117_024754_000000472044_00204_20298_7629.N1	17-JAN-2006 02:47:54	Straylight	46.500	1	9Alp CMa	-1.4400	11000.	93	20298	No
47	GOM_NL__2PRFIN20060117_025024_000000392044_00204_20298_7630.N1	17-JAN-2006 02:50:24	Straylight	38.500	56	53Kap Ori	2.0650	30000.	77	20298	No
48	GOM_NL__2PRFIN20060117_025134_000000382044_00204_20298_7631.N1	17-JAN-2006 02:51:34	Twi_and_stray	37.500	125	44lot Ori	2.7700	30000.	75	20298	No
49	GOM_NL__2PRFIN20060117_025252_000000422044_00204_20298_7632.N1	17-JAN-2006 02:52:52	Twi_and_stray	41.500	30	46Eps Ori	1.6940	30000.	83	20298	No
50	GOM_NL__2PRFIN20060117_025504_000000522044_00204_20298_7633.N1	17-JAN-2006 02:55:04	Twi_and_stray	52.000	14	58Alp Ori	0.87000	3000.0	104	20298	No
51	GOM_NL__2PRFIN20060117_025729_000000462044_00204_20298_7634.N1	17-JAN-2006 02:57:29	Bright	45.500	44	24Gam Gem	1.9280	11000.	91	20298	No
52	GOM_NL__2PRFIN20060117_025901_000000352044_00204_20298_7635.N1	17-JAN-2006 02:59:01	Bright	35.000	176	23Zet Tau	3.0200	22000.	70	20298	No
53	GOM_NL__2PRFIN20060117_030110_000000372044_00204_20298_7636.N1	17-JAN-2006 03:01:10	Bright	37.000	28	12Bet Tau	1.6500	15200.	74	20298	No
54	GOM_NL__2PRFIN20060117_030248_000000392044_00204_20298_7637.N1	17-JAN-2006 03:02:48	Bright	38.500	114	3lot Aur	2.6930	4600.0	77	20298	No
55	GOM_NL__2PRFIN20060117_030533_000000362044_00204_20298_7638.N1	17-JAN-2006 03:05:33	Bright	36.000	42	34Bet Aur	1.9000	10200.	72	20298	No
56	GOM_NL__2PRFIN20060117_031807_000000322044_00204_20298_7639.N1	17-JAN-2006 03:18:07	Bright	32.000	49	1Alp UMi	1.9900	6300.0	64	20298	No
57	GOM_NL__2PRFIN20060117_032901_000000522044_00204_20298_7640.N1	17-JAN-2006 03:29:01	Bright	52.000	130	23Bet Dra	2.7990	5800.0	104	20298	No
58	GOM_NL__2PRFIN20060117_033211_000000342044_00204_20298_7641.N1	17-JAN-2006 03:32:11	Bright	33.500	5	3Alp Lyr	0.033000	11000.	67	20298	No
59	GOM_NL__2PRFIN20060117_034008_000000332044_00204_20298_7642.N1	17-JAN-2006 03:40:08	Bright	33.000	59	55Alp Oph	2.0800	8900.0	66	20298	No
60	GOM_NL__2PRFIN20060117_034216_000000332044_00204_20298_7643.N1	17-JAN-2006 03:42:16	Bright	33.000	126	60Bet Oph	2.7700	4250.0	66	20298	No
61	GOM_NL__2PRFIN20060117_034731_000000372044_00204_20298_7644.N1	17-JAN-2006 03:47:31	Bright	36.500	98	13Zet Oph	2.5710	30000.	73	20298	No
62	GOM_NL__2PRFIN20060117_035054_000000422044_00204_20298_7645.N1	17-JAN-2006 03:50:54	Twi_and_stray	41.500	97	8Bet1Sco	2.5610	30000.	83	20298	No
63	GOM_NL__2PRFIN20060117_035159_000000452044_00204_20298_7646.N1	17-JAN-2006 03:51:59	Twi_and_stray	45.000	16	21Alp Sco	1.0200	3000.0	90	20298	No
64	GOM_NL__2PRFIN20060117_035337_000000412044_00204_20298_7647.N1	17-JAN-2006 03:53:37	Twilight	41.000	75	26Eps Sco	2.2910	4250.0	82	20298	No
65	GOM_NL__2PRFIN20060117_035717_000000382044_00204_20298_7648.N1	17-JAN-2006 03:57:17	Dark	37.500	131	Gam Lup	2.8000	26000.	75	20298	No
66	GOM_NL__2PRFIN20060117_040306_000000502044_00205_20299_7620.N1	17-JAN-2006 04:03:06	Dark	49.500	4	Alp1Cen	-0.010000	5800.0	99	20299	No
67	GOM_NL__2PRFIN20060117_041045_000000372044_00205_20299_7621.N1	17-JAN-2006 04:10:45	Dark	37.000	124	The Car	2.7640	30000.	74	20299	No
68	GOM_NL__2PRFIN20060117_041203_000000382044_00205_20299_7622.N1	17-JAN-2006 04:12:03	Dark	38.000	29	Bet Car	1.6720	10200.	76	20299	No
69	GOM_NL__2PRFIN20060117_041401_000000402044_00205_20299_7623.N1	17-JAN-2006 04:14:01	Dark	39.500	71	lot Car	2.2460	7700.0	79	20299	No
70	GOM_NL__2PRFIN20060117_041553_000000442044_00205_20299_7624.N1	17-JAN-2006 04:15:53	Dark	43.500	46	Del Vel	1.9540	10600.	87	20299	No
71	GOM_NL__2PRFIN20060117_041846_000000472044_00205_20299_7625.N1	17-JAN-2006 04:18:46	Dark	46.500	2	Alp Car	-0.73600	7000.0	93	20299	No
72	GOM_NL__2PRFIN20060117_042221_000000432044_00205_20299_7626.N1	17-JAN-2006 04:22:21	Straylight	43.000	117	Pi Pup	2.7060	3800.0	86	20299	No
73	GOM_NL__2PRFIN20060117_042453_000000432044_00205_20299_7627.N1	17-JAN-2006 04:24:53	Straylight	43.000	23	21Eps CMa	1.5020	26000.	86	20299	No
74	GOM_NL__2PRFIN20060117_042618_000000402044_00205_20299_7628.N1	17-JAN-2006 04:26:18	Straylight	40.000	179	24Omi2CMa	3.0320	24000.	80	20299	No
75	GOM_NL__2PRFIN20060117_042830_000000492044_00205_20299_7629.N1	17-JAN-2006 04:28:30	Straylight	48.500	1	9Alp CMa	-1.4400	11000.	97	20299	No
76	GOM_NL__2PRFIN20060117_043100_000000392044_00205_20299_7630.N1	17-JAN-2006 04:31:00	Straylight	39.000	56	53Kap Ori	2.0650	30000.	78	20299	No
77	GOM_NL__2PRFIN20060117_043211_000000402044_00205_20299_7631.N1	17-JAN-2006 04:32:11	Twi_and_stray	39.500	125	44lot Ori	2.7700	30000.	79	20299	No
78	GOM_NL__2PRFIN20060117_043328_000000422044_00205_20299_7632.N1	17-JAN-2006 04:33:28	Twi_and_stray	42.000	30	46Eps Ori	1.6940	30000.	84	20299	No
79	GOM_NL__2PRFIN20060117_043540_000000522044_00205_20299_7633.N1	17-JAN-2006 04:35:40	Twi_and_stray	52.000	14	58Alp Ori	0.87000	3000.0	104	20299	No
80	GOM_NL__2PRFIN20060117_043806_000000462044_00205_20299_7634.N1	17-JAN-2006 04:38:06	Bright	46.000	44	24Gam Gem	1.9280	11000.	92	20299	No
81	GOM_NL__2PRFIN20060117_043937_000000342044_00205_20299_7635.N1	17-JAN-2006 04:39:37	Bright	34.000	176	23Zet Tau	3.0200	22000.	68	20299	No
82	GOM_NL__2PRFIN20060117_044147_000000382044_00205_20299_7636.N1	17-JAN-2006 04:41:47	Bright	37.500	28	12Bet Tau	1.6500	15200.	75	20299	No
83	GOM_NL__2PRFIN20060117_044324_000000372044_00205_20299_7637.N1	17-JAN-2006 04:43:24	Bright	37.000	114	3lot Aur	2.6930	4600.0	74	20299	No
84	GOM_NL__2PRFIN20060117_044610_000000352044_00205_20299_7638.N1	17-JAN-2006 04:46:10	Bright	35.000	42	34Bet Aur	1.9000	10200.	70	20299	No
85	GOM_NL__2PRFIN20060117_045843_000000362044_00205_20299_7639.N1	17-JAN-2006 04:58:43	Bright	35.500	49	1Alp UMi	1.9900	6300.0	71	20299	No
86	GOM_NL__2PRFIN20060117_050937_000000382044_00205_20299_7640.N1	17-JAN-2006 05:09:37	Bright	37.500	130	23Bet Dra	2.7990	5800.0	75	20299	No
87	GOM_NL__2PRFIN20060117_051247_000000342044_00205_20299_7641.N1	17-JAN-2006 05:12:47	Bright	34.000	5	3Alp Lyr	0.033000	11000.	68	20299	No
88	GOM_NL__2PRFIN20060117_052045_000000332044_00205_20299_7642.N1	17-JAN-2006 05:20:45	Bright	33.000	59	55Alp Oph	2.0800	8900.0	66	20299	No
89	GOM_NL__2PRFIN20060117_052252_000000332044_00205_20299_7643.N1	17-JAN-2006 05:22:52	Bright	33.000	126	60Bet Oph	2.7700	4250.0	66	20299	No
90	GOM_NL__2PRFIN20060117_052807_000000372044_00205_20299_7644.N1	17-JAN-2006 05:28:07	Bright	36.500	98	13Zet Oph	2.5710	30000.	73	20299	No
91	GOM_NL__2PRFIN20060117_053130_000000422044_00205_20299_7645.N1	17-JAN-2006 05:31:30	Twi_and_stray	42.000	97	8Bet1Sco	2.5610	30000.	84	20299	No
92	GOM_NL__2PRFIN20060117_053235_000000492044_00205_20299_7646.N1	17-JAN-2006 05:32:35	Twi_and_stray	48.500	16	21Alp Sco	1.0200	3000.0	97	20299	No
93	GOM_NL__2PRFIN20060117_053414_000000442044_00205_20299_7647.N1	17-JAN-2006 05:34:14	Twilight	44.000	75	26Eps Sco	2.2910	4250.0	88	20299	No
94	GOM_NL__2PRFIN20060117_053754_000000382044_00205_20299_7648.N1	17-JAN-2006 05:37:54	Dark	38.000	131	Gam Lup	2.8000	26000.	76	20299	No
95	GOM_NL__2PRFIN20060117_054343_000000542044_00206_20300_7621.N1	17-JAN-2006 05:43:43	Dark	54.000	4	Alp1Cen	-0.010000	5800.0	108	20300	No
96	GOM_NL__2PRFIN20060117_055121_000000392044_00206_20300_7622.N1	17-JAN-2006 05:51:21	Dark	38.500	124	The Car	2.7640	30000.	77	20300	No
97	GOM_NL__2PRFIN20060117_055239_000000382044_00206_20300_7623.N1	17-JAN-2006 05:52:39	Dark	38.000	29	Bet Car	1.6720	10200.	76	20300	No
98	GOM_NL__2PRFIN20060117_055438_000000402044_00206_20300_7624.N1	17-JAN-2006 05:54:38	Dark	39.500	71	lot Car	2.2460	7700.0	79	20300	No
99	GOM_NL__2PRFIN20060117_055629_000000412044_00206_20300_7625.N1	17-JAN-2006 05:56:29	Dark	41.000	46	Del Vel	1.9540	10600.	82	20300	No
100	GOM_NL__2PRFIN20060117_055922_000000432044_00206_20300_7626.N1	17-JAN-2006 05:59:22	Dark	42.500	2	Alp Car	-0.73600	7000.0	85	20300	No
101	GOM_NL__2PRFIN20060117_060257_000000412044_00206_20300_7627.N1	17-JAN-2006 06:02:57	Straylight	41.000	117	Pi Pup	2.7060	3800.0	82	20300	No

102	GOM_NL__2PRFIN20060117_060529_000000442044_00206_20300_7628.N1	17-JAN-2006 06:05:29	Straylight	43.500	23	21Eps CMa	1.5020	26000.	87	20300	No
103	GOM_NL__2PRFIN20060117_060654_000000392044_00206_20300_7629.N1	17-JAN-2006 06:06:54	Straylight	38.500	179	24Omi2CMa	3.0320	24000.	77	20300	No
104	GOM_NL__2PRFIN20060117_060906_000000462044_00206_20300_7630.N1	17-JAN-2006 06:09:06	Straylight	45.500	1	9Alp CMa	-1.4400	11000.	91	20300	No
105	GOM_NL__2PRFIN20060117_061136_000000402044_00206_20300_7631.N1	17-JAN-2006 06:11:36	Straylight	40.000	56	53Kap Ori	2.0650	30000.	80	20300	No
106	GOM_NL__2PRFIN20060117_061247_000000382044_00206_20300_7632.N1	17-JAN-2006 06:12:47	Twi_and_stray	37.500	125	44lot Ori	2.7700	30000.	75	20300	No
107	GOM_NL__2PRFIN20060117_061404_000000422044_00206_20300_7633.N1	17-JAN-2006 06:14:04	Twi_and_stray	41.500	30	46Eps Ori	1.6940	30000.	83	20300	No
108	GOM_NL__2PRFIN20060117_061616_000000522044_00206_20300_7634.N1	17-JAN-2006 06:16:16	Twi_and_stray	51.500	14	58Alp Ori	0.87000	3000.0	103	20300	No
109	GOM_NL__2PRFIN20060117_061841_000000452044_00206_20300_7635.N1	17-JAN-2006 06:18:41	Bright	44.500	44	24Gam Gem	1.9280	11000.	89	20300	No
110	GOM_NL__2PRFIN20060117_062025_000000412044_00206_20300_7636.N1	17-JAN-2006 06:20:25	Bright	41.000	151	13Mu Gem	2.8900	3000.0	82	20300	No
111	GOM_NL__2PRFIN20060117_062223_000000372044_00206_20300_7637.N1	17-JAN-2006 06:22:23	Bright	36.500	28	12Bet Tau	1.6500	15200.	73	20300	No
112	GOM_NL__2PRFIN20060117_062401_000000372044_00206_20300_7638.N1	17-JAN-2006 06:24:01	Bright	37.000	114	3lot Aur	2.6930	4600.0	74	20300	No
113	GOM_NL__2PRFIN20060117_062646_000000362044_00206_20300_7639.N1	17-JAN-2006 06:26:46	Bright	35.500	42	34Bet Aur	1.9000	10200.	71	20300	No
114	GOM_NL__2PRFIN20060117_063919_000000362044_00206_20300_7640.N1	17-JAN-2006 06:39:19	Bright	35.500	49	1Alp UMi	1.9900	6300.0	71	20300	No
115	GOM_NL__2PRFIN20060117_065013_000000362044_00206_20300_7641.N1	17-JAN-2006 06:50:13	Bright	36.000	130	23Bet Dra	2.7990	5800.0	72	20300	No
116	GOM_NL__2PRFIN20060117_065323_000000352044_00206_20300_7642.N1	17-JAN-2006 06:53:23	Bright	34.500	5	3Alp Lyr	0.033000	11000.	69	20300	No
117	GOM_NL__2PRFIN20060117_070121_000000342044_00206_20300_7643.N1	17-JAN-2006 07:01:21	Bright	33.500	59	55Alp Oph	2.0800	8900.0	67	20300	No
118	GOM_NL__2PRFIN20060117_070328_000000332044_00206_20300_7644.N1	17-JAN-2006 07:03:28	Bright	33.000	126	60Bet Oph	2.7700	4250.0	66	20300	No
119	GOM_NL__2PRFIN20060117_070843_000000402044_00206_20300_7645.N1	17-JAN-2006 07:08:43	Bright	39.500	98	13Zet Oph	2.5710	30000.	79	20300	No
120	GOM_NL__2PRFIN20060117_071207_000000272044_00206_20300_7646.N1	17-JAN-2006 07:12:07	Twi_and_stray	27.000	97	8Bet1Sco	2.5610	30000.	54	20300	No
121	GOM_NL__2PRFIN20060117_071311_000000532044_00206_20300_7647.N1	17-JAN-2006 07:13:11	Twi_and_stray	53.000	16	21Alp Sco	1.0200	3000.0	106	20300	No
122	GOM_NL__2PRFIN20060117_071450_000000412044_00206_20300_7648.N1	17-JAN-2006 07:14:50	Twilight	40.500	75	26Eps Sco	2.2910	4250.0	81	20300	No
123	GOM_NL__2PRFIN20060117_071830_000000392044_00206_20300_7649.N1	17-JAN-2006 07:18:30	Dark	38.500	131	Gam Lup	2.8000	26000.	77	20300	No
124	GOM_NL__2PRFIN20060117_072419_000000542044_00207_20301_7622.N1	17-JAN-2006 07:24:19	Dark	53.500	4	Alp1Cen	-0.010000	5800.0	107	20301	No
125	GOM_NL__2PRFIN20060117_073158_000000382044_00207_20301_7623.N1	17-JAN-2006 07:31:58	Dark	37.500	124	The Car	2.7640	30000.	75	20301	No
126	GOM_NL__2PRFIN20060117_073315_000000382044_00207_20301_7624.N1	17-JAN-2006 07:33:15	Dark	37.500	29	Bet Car	1.6720	10200.	75	20301	No
127	GOM_NL__2PRFIN20060117_073514_000000402044_00207_20301_7625.N1	17-JAN-2006 07:35:14	Dark	40.000	71	lot Car	2.2460	7700.0	80	20301	No
128	GOM_NL__2PRFIN20060117_073705_000000382044_00207_20301_7626.N1	17-JAN-2006 07:37:05	Dark	38.000	46	Del Vel	1.9540	10600.	76	20301	No
129	GOM_NL__2PRFIN20060117_073958_000000452044_00207_20301_7627.N1	17-JAN-2006 07:39:58	Dark	45.000	2	Alp Car	-0.73600	7000.0	90	20301	No
130	GOM_NL__2PRFIN20060117_074333_000000442044_00207_20301_7628.N1	17-JAN-2006 07:43:33	Straylight	43.500	117	Pi Pup	2.7060	3800.0	87	20301	No
131	GOM_NL__2PRFIN20060117_074605_000000392044_00207_20301_7629.N1	17-JAN-2006 07:46:05	Straylight	39.000	23	21Eps CMa	1.5020	26000.	78	20301	No
132	GOM_NL__2PRFIN20060117_074730_000000412044_00207_20301_7630.N1	17-JAN-2006 07:47:30	Straylight	41.000	179	24Omi2CMa	3.0320	24000.	82	20301	No
133	GOM_NL__2PRFIN20060117_074942_000000452044_00207_20301_7631.N1	17-JAN-2006 07:49:42	Straylight	44.500	1	9Alp CMa	-1.4400	11000.	89	20301	No
134	GOM_NL__2PRFIN20060117_075213_000000402044_00207_20301_7632.N1	17-JAN-2006 07:52:13	Straylight	40.000	56	53Kap Ori	2.0650	30000.	80	20301	No
135	GOM_NL__2PRFIN20060117_075323_000000392044_00207_20301_7633.N1	17-JAN-2006 07:53:23	Twi_and_stray	39.000	125	44lot Ori	2.7700	30000.	78	20301	No
136	GOM_NL__2PRFIN20060117_075441_000000422044_00207_20301_7634.N1	17-JAN-2006 07:54:41	Twi_and_stray	41.500	30	46Eps Ori	1.6940	30000.	83	20301	No
137	GOM_NL__2PRFIN20060117_075652_000000442044_00207_20301_7635.N1	17-JAN-2006 07:56:52	Twi_and_stray	43.500	14	58Alp Ori	0.87000	3000.0	87	20301	No
138	GOM_NL__2PRFIN20060117_075917_000000412044_00207_20301_7636.N1	17-JAN-2006 07:59:17	Bright	41.000	44	24Gam Gem	1.9280	11000.	82	20301	No
139	GOM_NL__2PRFIN20060117_080101_000000402044_00207_20301_7637.N1	17-JAN-2006 08:01:01	Bright	40.000	151	13Mu Gem	2.8900	3000.0	80	20301	No
140	GOM_NL__2PRFIN20060117_080259_000000372044_00207_20301_7638.N1	17-JAN-2006 08:02:59	Bright	36.500	28	12Bet Tau	1.6500	15200.	73	20301	No
141	GOM_NL__2PRFIN20060117_080437_000000392044_00207_20301_7639.N1	17-JAN-2006 08:04:37	Bright	38.500	114	3lot Aur	2.6930	4600.0	77	20301	No
142	GOM_NL__2PRFIN20060117_080721_000000362044_00207_20301_7640.N1	17-JAN-2006 08:07:21	Bright	36.000	42	34Bet Aur	1.9000	10200.	72	20301	No
143	GOM_NL__2PRFIN20060117_081955_000000372044_00207_20301_7641.N1	17-JAN-2006 08:19:55	Bright	36.500	49	1Alp UMi	1.9900	6300.0	73	20301	No
144	GOM_NL__2PRFIN20060117_083049_000000362044_00207_20301_7642.N1	17-JAN-2006 08:30:49	Bright	36.000	130	23Bet Dra	2.7990	5800.0	72	20301	No
145	GOM_NL__2PRFIN20060117_083359_000000362044_00207_20301_7643.N1	17-JAN-2006 08:33:59	Bright	36.000	5	3Alp Lyr	0.033000	11000.	72	20301	No
146	GOM_NL__2PRFIN20060117_084157_000000342044_00207_20301_7644.N1	17-JAN-2006 08:41:57	Bright	33.500	59	55Alp Oph	2.0800	8900.0	67	20301	No
147	GOM_NL__2PRFIN20060117_084404_000000332044_00207_20301_7645.N1	17-JAN-2006 08:44:04	Bright	33.000	126	60Bet Oph	2.7700	4250.0	66	20301	No
148	GOM_NL__2PRFIN20060117_084920_000000412044_00207_20301_7646.N1	17-JAN-2006 08:49:20	Bright	41.000	98	13Zet Oph	2.5710	30000.	82	20301	No
149	GOM_NL__2PRFIN20060117_085243_000000272044_00207_20301_7647.N1	17-JAN-2006 08:52:43	Twi_and_stray	27.000	97	8Bet1Sco	2.5610	30000.	54	20301	No
150	GOM_NL__2PRFIN20060117_085348_000000442044_00207_20301_7648.N1	17-JAN-2006 08:53:48	Twi_and_stray	44.000	16	21Alp Sco	1.0200	3000.0	88	20301	No
151	GOM_NL__2PRFIN20060117_085526_000000432044_00207_20301_7649.N1	17-JAN-2006 08:55:26	Twilight	43.000	75	26Eps Sco	2.2910	4250.0	86	20301	No
152	GOM_NL__2PRFIN20060117_085907_000000392044_00207_20301_7650.N1	17-JAN-2006 08:59:07	Dark	38.500	131	Gam Lup	2.8000	26000.	77	20301	No
153	GOM_NL__2PRFIN20060117_090455_000000422044_00208_20302_7623.N1	17-JAN-2006 09:04:55	Dark	42.000	4	Alp1Cen	-0.010000	5800.0	84	20302	No
154	GOM_NL__2PRFIN20060117_091352_000000382044_00208_20302_7624.N1	17-JAN-2006 09:13:52	Dark	37.500	29	Bet Car	1.6720	10200.	75	20302	No
155	GOM_NL__2PRFIN20060117_091550_000000372044_00208_20302_7625.N1	17-JAN-2006 09:15:50	Dark	37.000	71	lot Car	2.2460	7700.0	74	20302	No
156	GOM_NL__2PRFIN20060117_091742_000000402044_00208_20302_7626.N1	17-JAN-2006 09:17:42	Dark	39.500	46	Del Vel	1.9540	10600.	79	20302	No
157	GOM_NL__2PRFIN20060117_092034_000000452044_00208_20302_7627.N1	17-JAN-2006 09:20:34	Dark	45.000	2	Alp Car	-0.73600	7000.0	90	20302	No
158	GOM_NL__2PRFIN20060117_092409_000000442044_00208_20302_7628.N1	17-JAN-2006 09:24:09	Straylight	43.500	117	Pi Pup	2.7060	3800.0	87	20302	No
159	GOM_NL__2PRFIN20060117_092641_000000422044_00208_20302_7629.N1	17-JAN-2006 09:26:41	Straylight	41.500	23	21Eps CMa	1.5020	26000.	83	20302	No
160	GOM_NL__2PRFIN20060117_092806_000000382044_00208_20302_7630.N1	17-JAN-2006 09:28:06	Straylight	38.000	179	24Omi2CMa	3.0320	24000.	76	20302	No



161	GOM_NL__2PRFIN20060117_093018_000000452044_00208_20302_7631.N1	17-JAN-2006 09:30:18	Straylight	44.500	1	9Alp CMa	-1.4400	11000.	89	20302	No
162	GOM_NL__2PRFIN20060117_093249_000000412044_00208_20302_7632.N1	17-JAN-2006 09:32:49	Straylight	41.000	56	53Kap Ori	2.0650	30000.	82	20302	No
163	GOM_NL__2PRFIN20060117_093359_000000382044_00208_20302_7633.N1	17-JAN-2006 09:33:59	Twi_and_stray	37.500	125	44lot Ori	2.7700	30000.	75	20302	No
164	GOM_NL__2PRFIN20060117_093517_000000412044_00208_20302_7634.N1	17-JAN-2006 09:35:17	Twi_and_stray	40.500	30	46Eps Ori	1.6940	30000.	81	20302	No
165	GOM_NL__2PRFIN20060117_093728_000000442044_00208_20302_7635.N1	17-JAN-2006 09:37:28	Twi_and_stray	43.500	14	58Alp Ori	0.87000	3000.0	87	20302	No
166	GOM_NL__2PRFIN20060117_093953_000000452044_00208_20302_7636.N1	17-JAN-2006 09:39:53	Bright	44.500	44	24Gam Gem	1.9280	11000.	89	20302	No
167	GOM_NL__2PRFIN20060117_094137_000000402044_00208_20302_7637.N1	17-JAN-2006 09:41:37	Bright	40.000	151	13Mu Gem	2.8900	3000.0	80	20302	No
168	GOM_NL__2PRFIN20060117_094335_000000372044_00208_20302_7638.N1	17-JAN-2006 09:43:35	Bright	36.500	28	12Bet Tau	1.6500	15200.	73	20302	No
169	GOM_NL__2PRFIN20060117_094513_000000382044_00208_20302_7639.N1	17-JAN-2006 09:45:13	Bright	38.000	114	3lot Aur	2.6930	4600.0	76	20302	No
170	GOM_NL__2PRFIN20060117_094757_000000362044_00208_20302_7640.N1	17-JAN-2006 09:47:57	Bright	35.500	42	34Bet Aur	1.9000	10200.	71	20302	No
171	GOM_NL__2PRFIN20060117_100031_000000342044_00208_20302_7641.N1	17-JAN-2006 10:00:31	Bright	34.000	49	1Alp UMi	1.9900	6300.0	68	20302	No
172	GOM_NL__2PRFIN20060117_101125_000000362044_00208_20302_7642.N1	17-JAN-2006 10:11:25	Bright	36.000	130	23Bet Dra	2.7990	5800.0	72	20302	No
173	GOM_NL__2PRFIN20060117_101435_000000332044_00208_20302_7643.N1	17-JAN-2006 10:14:35	Bright	33.000	5	3Alp Lyr	0.033000	11000.	66	20302	No
174	GOM_NL__2PRFIN20060117_102233_000000342044_00208_20302_7644.N1	17-JAN-2006 10:22:33	Bright	33.500	59	55Alp Oph	2.0800	8900.0	67	20302	No
175	GOM_NL__2PRFIN20060117_102440_000000332044_00208_20302_7645.N1	17-JAN-2006 10:24:40	Bright	33.000	126	60Bet Oph	2.7700	4250.0	66	20302	No
176	GOM_NL__2PRFIN20060117_102956_000000542044_00208_20302_7646.N1	17-JAN-2006 10:29:56	Bright	54.000	98	13Zet Oph	2.5710	30000.	108	20302	No
177	GOM_NL__2PRFIN20060117_103320_000000122044_00208_20302_7647.N1	17-JAN-2006 10:33:20	Twi_and_stray	12.000	97	8Bet1Sco	2.5610	30000.	24	20302	No
178	GOM_NL__2PRFIN20060117_103424_000000472044_00208_20302_7648.N1	17-JAN-2006 10:34:24	Twi_and_stray	47.000	16	21Alp Sco	1.0200	3000.0	94	20302	No
179	GOM_NL__2PRFIN20060117_103602_000000422044_00208_20302_7649.N1	17-JAN-2006 10:36:02	Twilight	41.500	75	26Eps Sco	2.2910	4250.0	83	20302	No
180	GOM_NL__2PRFIN20060117_103944_000000392044_00208_20302_7650.N1	17-JAN-2006 10:39:44	Dark	39.000	131	Gam Lup	2.8000	26000.	78	20302	No
181	GOM_NL__2PRFIN20060117_104532_000000422044_00209_20303_7624.N1	17-JAN-2006 10:45:32	Dark	41.500	4	Alp1Cen	-0.010000	5800.0	83	20303	No
182	GOM_NL__2PRFIN20060117_105428_000000382044_00209_20303_7625.N1	17-JAN-2006 10:54:28	Dark	38.000	29	Bet Car	1.6720	10200.	76	20303	No
183	GOM_NL__2PRFIN20060117_105627_000000402044_00209_20303_7626.N1	17-JAN-2006 10:56:27	Dark	39.500	71	lot Car	2.2460	7700.0	79	20303	No
184	GOM_NL__2PRFIN20060117_105818_000000432044_00209_20303_7627.N1	17-JAN-2006 10:58:18	Dark	42.500	46	Del Vel	1.9540	10600.	85	20303	No
185	GOM_NL__2PRFIN20060117_110110_000000462044_00209_20303_7628.N1	17-JAN-2006 11:01:10	Dark	45.500	2	Alp Car	-0.73600	7000.0	91	20303	No
186	GOM_NL__2PRFIN20060117_110446_000000482044_00209_20303_7629.N1	17-JAN-2006 11:04:46	Straylight	47.500	117	Pi Pup	2.7060	3800.0	95	20303	No
187	GOM_NL__2PRFIN20060117_110717_000000392044_00209_20303_7630.N1	17-JAN-2006 11:07:17	Straylight	38.500	23	21Eps CMa	1.5020	26000.	77	20303	No
188	GOM_NL__2PRFIN20060117_110842_000000372044_00209_20303_7631.N1	17-JAN-2006 11:08:42	Straylight	37.000	179	24Omi2CMa	3.0320	24000.	74	20303	No
189	GOM_NL__2PRFIN20060117_111054_000000502044_00209_20303_7632.N1	17-JAN-2006 11:10:54	Straylight	50.000	1	9Alp CMa	-1.4400	11000.	100	20303	No
190	GOM_NL__2PRFIN20060117_111325_000000402044_00209_20303_7633.N1	17-JAN-2006 11:13:25	Straylight	40.000	56	53Kap Ori	2.0650	30000.	80	20303	No
191	GOM_NL__2PRFIN20060117_111435_000000372044_00209_20303_7634.N1	17-JAN-2006 11:14:35	Twi_and_stray	37.000	125	44lot Ori	2.7700	30000.	74	20303	No
192	GOM_NL__2PRFIN20060117_111553_000000402044_00209_20303_7635.N1	17-JAN-2006 11:15:53	Twi_and_stray	39.500	30	46Eps Ori	1.6940	30000.	79	20303	No
193	GOM_NL__2PRFIN20060117_111804_000000432044_00209_20303_7636.N1	17-JAN-2006 11:18:04	Twi_and_stray	43.000	14	58Alp Ori	0.87000	3000.0	86	20303	No
194	GOM_NL__2PRFIN20060117_112029_000000472044_00209_20303_7637.N1	17-JAN-2006 11:20:29	Bright	47.000	44	24Gam Gem	1.9280	11000.	94	20303	No
195	GOM_NL__2PRFIN20060117_112213_000000412044_00209_20303_7638.N1	17-JAN-2006 11:22:13	Bright	41.000	151	13Mu Gem	2.8900	3000.0	82	20303	No
196	GOM_NL__2PRFIN20060117_112411_000000352044_00209_20303_7639.N1	17-JAN-2006 11:24:11	Bright	34.500	28	12Bet Tau	1.6500	15200.	69	20303	No
197	GOM_NL__2PRFIN20060117_112549_000000362044_00209_20303_7640.N1	17-JAN-2006 11:25:49	Bright	35.500	114	3lot Aur	2.6930	4600.0	71	20303	No
198	GOM_NL__2PRFIN20060117_112833_000000352044_00209_20303_7641.N1	17-JAN-2006 11:28:33	Bright	34.500	42	34Bet Aur	1.9000	10200.	69	20303	No
199	GOM_NL__2PRFIN20060117_114107_000000362044_00209_20303_7642.N1	17-JAN-2006 11:41:07	Bright	35.500	49	1Alp UMi	1.9900	6300.0	71	20303	No
200	GOM_NL__2PRFIN20060117_115201_000000372044_00209_20303_7643.N1	17-JAN-2006 11:52:01	Bright	36.500	130	23Bet Dra	2.7990	5800.0	73	20303	No
201	GOM_NL__2PRFIN20060117_115511_000000342044_00209_20303_7644.N1	17-JAN-2006 11:55:11	Bright	34.000	5	3Alp Lyr	0.033000	11000.	68	20303	No
202	GOM_NL__2PRFIN20060117_120309_000000342044_00209_20303_7645.N1	17-JAN-2006 12:03:09	Bright	33.500	59	55Alp Oph	2.0800	8900.0	67	20303	No
203	GOM_NL__2PRFIN20060117_120516_000000332044_00209_20303_7646.N1	17-JAN-2006 12:05:16	Bright	33.000	126	60Bet Oph	2.7700	4250.0	66	20303	No
204	GOM_NL__2PRFIN20060117_121032_000000372044_00209_20303_7647.N1	17-JAN-2006 12:10:32	Bright	36.500	98	13Zet Oph	2.5710	30000.	73	20303	No
205	GOM_NL__2PRFIN20060117_121356_000000122044_00209_20303_7648.N1	17-JAN-2006 12:13:56	Twi_and_stray	12.000	97	8Bet1Sco	2.5610	30000.	24	20303	No
206	GOM_NL__2PRFIN20060117_121500_000000542044_00209_20303_7649.N1	17-JAN-2006 12:15:00	Twi_and_stray	54.000	16	21Alp Sco	1.0200	3000.0	108	20303	No
207	GOM_NL__2PRFIN20060117_121639_000000442044_00209_20303_7650.N1	17-JAN-2006 12:16:39	Twilight	44.000	75	26Eps Sco	2.2910	4250.0	88	20303	No
208	GOM_NL__2PRFIN20060117_122020_000000392044_00209_20303_7651.N1	17-JAN-2006 12:20:20	Dark	38.500	131	Gam Lup	2.8000	26000.	77	20303	No
209	GOM_NL__2PRFIN20060117_122608_000000542044_00210_20304_7625.N1	17-JAN-2006 12:26:08	Dark	54.000	4	Alp1Cen	-0.010000	5800.0	108	20304	No
210	GOM_NL__2PRFIN20060117_123504_000000382044_00210_20304_7626.N1	17-JAN-2006 12:35:04	Dark	37.500	29	Bet Car	1.6720	10200.	75	20304	No
211	GOM_NL__2PRFIN20060117_123703_000000392044_00210_20304_7627.N1	17-JAN-2006 12:37:03	Dark	38.500	71	lot Car	2.2460	7700.0	77	20304	No
212	GOM_NL__2PRFIN20060117_123854_000000402044_00210_20304_7628.N1	17-JAN-2006 12:38:54	Dark	39.500	46	Del Vel	1.9540	10600.	79	20304	No
213	GOM_NL__2PRFIN20060117_124146_000000452044_00210_20304_7629.N1	17-JAN-2006 12:41:46	Dark	45.000	2	Alp Car	-0.73600	7000.0	90	20304	No
214	GOM_NL__2PRFIN20060117_124522_000000482044_00210_20304_7630.N1	17-JAN-2006 12:45:22	Straylight	47.500	117	Pi Pup	2.7060	3800.0	95	20304	No
215	GOM_NL__2PRFIN20060117_124754_000000432044_00210_20304_7631.N1	17-JAN-2006 12:47:54	Straylight	43.000	23	21Eps CMa	1.5020	26000.	86	20304	No
216	GOM_NL__2PRFIN20060117_124918_000000372044_00210_20304_7632.N1	17-JAN-2006 12:49:18	Straylight	37.000	179	24Omi2CMa	3.0320	24000.	74	20304	No
217	GOM_NL__2PRFIN20060117_125131_000000452044_00210_20304_7633.N1	17-JAN-2006 12:51:31	Straylight	44.500	1	9Alp CMa	-1.4400	11000.	89	20304	No
218	GOM_NL__2PRFIN20060117_125401_000000392044_00210_20304_7634.N1	17-JAN-2006 12:54:01	Straylight	39.000	56	53Kap Ori	2.0650	30000.	78	20304	No
219	GOM_NL__2PRFIN20060117_125511_000000382044_00210_20304_7635.N1	17-JAN-2006 12:55:11	Twi_and_stray	37.500	125	44lot Ori	2.7700	30000.	75	20304	No

220	GOM_NL__2PRFIN20060117_125629_000000402044_00210_20304_7636.N1	17-JAN-2006 12:56:29	Twilight	39.500	30	46Eps Ori	1.6940	30000.	79	20304	No
221	GOM_NL__2PRFIN20060117_125840_000000442044_00210_20304_7637.N1	17-JAN-2006 12:58:40	Twilight	44.000	14	58Alp Ori	0.87000	3000.0	88	20304	No
222	GOM_NL__2PRFIN20060117_130105_000000532044_00210_20304_7638.N1	17-JAN-2006 13:01:05	Bright	53.000	44	24Gam Gem	1.9280	11000.	106	20304	No
223	GOM_NL__2PRFIN20060117_130249_000000392044_00210_20304_7639.N1	17-JAN-2006 13:02:49	Bright	39.000	151	13Mu Gem	2.8900	3000.0	78	20304	No
224	GOM_NL__2PRFIN20060117_130447_000000372044_00210_20304_7640.N1	17-JAN-2006 13:04:47	Bright	37.000	28	12Bet Tau	1.6500	15200.	74	20304	No
225	GOM_NL__2PRFIN20060117_130625_000000372044_00210_20304_7641.N1	17-JAN-2006 13:06:25	Bright	37.000	114	3lot Aur	2.6930	4600.0	74	20304	No
226	GOM_NL__2PRFIN20060117_130909_000000412044_00210_20304_7642.N1	17-JAN-2006 13:09:09	Bright	40.500	42	34Bet Aur	1.9000	10200.	81	20304	No
227	GOM_NL__2PRFIN20060117_132143_000000332044_00210_20304_7643.N1	17-JAN-2006 13:21:43	Bright	33.000	49	1Alp UMi	1.9900	6300.0	66	20304	No
228	GOM_NL__2PRFIN20060117_133237_000000522044_00210_20304_7644.N1	17-JAN-2006 13:32:37	Bright	52.000	130	23Bet Dra	2.7990	5800.0	104	20304	No
229	GOM_NL__2PRFIN20060117_133548_000000392044_00210_20304_7645.N1	17-JAN-2006 13:35:48	Bright	38.500	5	3Alp Lyr	0.033000	11000.	77	20304	No
230	GOM_NL__2PRFIN20060117_134345_000000342044_00210_20304_7646.N1	17-JAN-2006 13:43:45	Bright	33.500	59	55Alp Oph	2.0800	8900.0	67	20304	No
231	GOM_NL__2PRFIN20060117_134552_000000332044_00210_20304_7647.N1	17-JAN-2006 13:45:52	Bright	33.000	126	60Bet Oph	2.7700	4250.0	66	20304	No
232	GOM_NL__2PRFIN20060117_135109_000000542044_00210_20304_7648.N1	17-JAN-2006 13:51:09	Bright	54.000	98	13Zet Oph	2.5710	30000.	108	20304	No
233	GOM_NL__2PRFIN20060117_135537_000000542044_00210_20304_7649.N1	17-JAN-2006 13:55:37	Twilight	54.000	16	21Alp Sco	1.0200	3000.0	108	20304	No
234	GOM_NL__2PRFIN20060117_135715_000000422044_00210_20304_7650.N1	17-JAN-2006 13:57:15	Twilight	42.000	75	26Eps Sco	2.2910	4250.0	84	20304	No
235	GOM_NL__2PRFIN20060117_140056_000000382044_00210_20304_7651.N1	17-JAN-2006 14:00:56	Dark	38.000	131	Gam Lup	2.8000	26000.	76	20304	No
236	GOM_NL__2PRFIN20060117_140644_000000402044_00211_20305_7625.N1	17-JAN-2006 14:06:44	Dark	39.500	4	Alp1Cen	-0.010000	5800.0	79	20305	No
237	GOM_NL__2PRFIN20060117_141540_000000372044_00211_20305_7626.N1	17-JAN-2006 14:15:40	Dark	37.000	29	Bet Car	1.6720	10200.	74	20305	No
238	GOM_NL__2PRFIN20060117_141739_000000382044_00211_20305_7627.N1	17-JAN-2006 14:17:39	Dark	38.000	71	lot Car	2.2460	7700.0	76	20305	No
239	GOM_NL__2PRFIN20060117_141931_000000372044_00211_20305_7628.N1	17-JAN-2006 14:19:31	Dark	37.000	46	Del Vel	1.9540	10600.	74	20305	No
240	GOM_NL__2PRFIN20060117_142222_000000452044_00211_20305_7629.N1	17-JAN-2006 14:22:22	Dark	44.500	2	Alp Car	-0.73600	7000.0	89	20305	No
241	GOM_NL__2PRFIN20060117_142558_000000432044_00211_20305_7630.N1	17-JAN-2006 14:25:58	Straylight	43.000	117	Pi Pup	2.7060	3800.0	86	20305	No
242	GOM_NL__2PRFIN20060117_142830_000000442044_00211_20305_7631.N1	17-JAN-2006 14:28:30	Straylight	44.000	23	21Eps CMa	1.5020	26000.	88	20305	No
243	GOM_NL__2PRFIN20060117_142954_000000412044_00211_20305_7632.N1	17-JAN-2006 14:29:54	Straylight	41.000	179	24Omi2CMa	3.0320	24000.	82	20305	No
244	GOM_NL__2PRFIN20060117_143207_000000512044_00211_20305_7633.N1	17-JAN-2006 14:32:07	Straylight	51.000	1	9Alp CMa	-1.4400	11000.	102	20305	No
245	GOM_NL__2PRFIN20060117_143437_000000402044_00211_20305_7634.N1	17-JAN-2006 14:34:37	Straylight	39.500	56	53Kap Ori	2.0650	30000.	79	20305	No
246	GOM_NL__2PRFIN20060117_143547_000000392044_00211_20305_7635.N1	17-JAN-2006 14:35:47	Twilight	38.500	125	44lot Ori	2.7700	30000.	77	20305	No
247	GOM_NL__2PRFIN20060117_143705_000000402044_00211_20305_7636.N1	17-JAN-2006 14:37:05	Twilight	39.500	30	46Eps Ori	1.6940	30000.	79	20305	No
248	GOM_NL__2PRFIN20060117_143916_000000462044_00211_20305_7637.N1	17-JAN-2006 14:39:16	Twilight	46.000	14	58Alp Ori	0.87000	3000.0	92	20305	No
249	GOM_NL__2PRFIN20060117_144141_000000502044_00211_20305_7638.N1	17-JAN-2006 14:41:41	Bright	49.500	44	24Gam Gem	1.9280	11000.	99	20305	No
250	GOM_NL__2PRFIN20060117_144325_000000412044_00211_20305_7639.N1	17-JAN-2006 14:43:25	Bright	40.500	151	13Mu Gem	2.8900	3000.0	81	20305	No
251	GOM_NL__2PRFIN20060117_144523_000000362044_00211_20305_7640.N1	17-JAN-2006 14:45:23	Bright	36.000	28	12Bet Tau	1.6500	15200.	72	20305	No
252	GOM_NL__2PRFIN20060117_144701_000000372044_00211_20305_7641.N1	17-JAN-2006 14:47:01	Bright	37.000	114	3lot Aur	2.6930	4600.0	74	20305	No
253	GOM_NL__2PRFIN20060117_144945_000000362044_00211_20305_7642.N1	17-JAN-2006 14:49:45	Bright	36.000	42	34Bet Aur	1.9000	10200.	72	20305	No
254	GOM_NL__2PRFIN20060117_150219_000000352044_00211_20305_7643.N1	17-JAN-2006 15:02:19	Bright	35.000	49	1Alp UMi	1.9900	6300.0	70	20305	No
255	GOM_NL__2PRFIN20060117_151313_000000372044_00211_20305_7644.N1	17-JAN-2006 15:13:13	Bright	37.000	130	23Bet Dra	2.7990	5800.0	74	20305	No
256	GOM_NL__2PRFIN20060117_151624_000000382044_00211_20305_7645.N1	17-JAN-2006 15:16:24	Bright	37.500	5	3Alp Lyr	0.033000	11000.	75	20305	No
257	GOM_NL__2PRFIN20060117_152422_000000342044_00211_20305_7646.N1	17-JAN-2006 15:24:22	Bright	33.500	59	55Alp Oph	2.0800	8900.0	67	20305	No
258	GOM_NL__2PRFIN20060117_152629_000000332044_00211_20305_7647.N1	17-JAN-2006 15:26:29	Bright	33.000	126	60Bet Oph	2.7700	4250.0	66	20305	No
259	GOM_NL__2PRFIN20060117_153145_000000542044_00211_20305_7648.N1	17-JAN-2006 15:31:45	Bright	54.000	98	13Zet Oph	2.5710	30000.	108	20305	No
260	GOM_NL__2PRFIN20060117_153613_000000502044_00211_20305_7649.N1	17-JAN-2006 15:36:13	Twilight	50.000	16	21Alp Sco	1.0200	3000.0	100	20305	No
261	GOM_NL__2PRFIN20060117_153751_000000412044_00211_20305_7650.N1	17-JAN-2006 15:37:51	Twilight	41.000	75	26Eps Sco	2.2910	4250.0	82	20305	No
262	GOM_NL__2PRFIN20060117_154133_000000392044_00211_20305_7651.N1	17-JAN-2006 15:41:33	Dark	39.000	131	Gam Lup	2.8000	26000.	78	20305	No
263	GOM_NL__2PRFIN20060117_154721_000000472044_00212_20306_7625.N1	17-JAN-2006 15:47:21	Dark	46.500	4	Alp1Cen	-0.010000	5800.0	93	20306	No
264	GOM_NL__2PRFIN20060117_155616_000000372044_00212_20306_7626.N1	17-JAN-2006 15:56:16	Dark	37.000	29	Bet Car	1.6720	10200.	74	20306	No
265	GOM_NL__2PRFIN20060117_155816_000000392044_00212_20306_7627.N1	17-JAN-2006 15:58:16	Dark	39.000	71	lot Car	2.2460	7700.0	78	20306	No
266	GOM_NL__2PRFIN20060117_160007_000000442044_00212_20306_7628.N1	17-JAN-2006 16:00:07	Dark	44.000	46	Del Vel	1.9540	10600.	88	20306	No
267	GOM_NL__2PRFIN20060117_160259_000000442044_00212_20306_7629.N1	17-JAN-2006 16:02:59	Dark	44.000	2	Alp Car	-0.73600	7000.0	88	20306	No
268	GOM_NL__2PRFIN20060117_160634_000000442044_00212_20306_7630.N1	17-JAN-2006 16:06:34	Straylight	44.000	117	Pi Pup	2.7060	3800.0	88	20306	No
269	GOM_NL__2PRFIN20060117_160906_000000412044_00212_20306_7631.N1	17-JAN-2006 16:09:06	Straylight	41.000	23	21Eps CMa	1.5020	26000.	82	20306	No
270	GOM_NL__2PRFIN20060117_161030_000000412044_00212_20306_7632.N1	17-JAN-2006 16:10:30	Straylight	40.500	179	24Omi2CMa	3.0320	24000.	81	20306	No
271	GOM_NL__2PRFIN20060117_161243_000000472044_00212_20306_7633.N1	17-JAN-2006 16:12:43	Straylight	47.000	1	9Alp CMa	-1.4400	11000.	94	20306	No
272	GOM_NL__2PRFIN20060117_161513_000000392044_00212_20306_7634.N1	17-JAN-2006 16:15:13	Straylight	39.000	56	53Kap Ori	2.0650	30000.	78	20306	No
273	GOM_NL__2PRFIN20060117_161624_000000382044_00212_20306_7635.N1	17-JAN-2006 16:16:24	Twilight	37.500	125	44lot Ori	2.7700	30000.	75	20306	No
274	GOM_NL__2PRFIN20060117_161741_000000412044_00212_20306_7636.N1	17-JAN-2006 16:17:41	Twilight	41.000	30	46Eps Ori	1.6940	30000.	82	20306	No
275	GOM_NL__2PRFIN20060117_161952_000000522044_00212_20306_7637.N1	17-JAN-2006 16:19:52	Twilight	52.000	14	58Alp Ori	0.87000	3000.0	104	20306	No
276	GOM_NL__2PRFIN20060117_162217_000000482044_00212_20306_7638.N1	17-JAN-2006 16:22:17	Bright	47.500	44	24Gam Gem	1.9280	11000.	95	20306	No
277	GOM_NL__2PRFIN20060117_162401_000000412044_00212_20306_7639.N1	17-JAN-2006 16:24:01	Bright	41.000	151	13Mu Gem	2.8900	3000.0	82	20306	No
278	GOM_NL__2PRFIN20060117_162559_000000352044_00212_20306_7640.N1	17-JAN-2006 16:25:59	Bright	35.000	28	12Bet Tau	1.6500	15200.	70	20306	No

279	GOM_NL__2PRFIN20060117_162738_000000372044_00212_20306_7641.N1	17-JAN-2006 16:27:38	Bright	36.500	114	3lot Aur	2.6930	4600.0	73	20306	No
280	GOM_NL__2PRFIN20060117_163021_000000362044_00212_20306_7642.N1	17-JAN-2006 16:30:21	Bright	35.500	42	34Bet Aur	1.9000	10200.	71	20306	No
281	GOM_NL__2PRFIN20060117_164255_000000362044_00212_20306_7643.N1	17-JAN-2006 16:42:55	Bright	35.500	49	1Alp UMi	1.9900	6300.0	71	20306	No
282	GOM_NL__2PRFIN20060117_165349_000000372044_00212_20306_7644.N1	17-JAN-2006 16:53:49	Bright	36.500	130	23Bet Dra	2.7990	5800.0	73	20306	No
283	GOM_NL__2PRFIN20060117_165700_000000372044_00212_20306_7645.N1	17-JAN-2006 16:57:00	Bright	36.500	5	3Alp Lyr	0.033000	11000.	73	20306	No
284	GOM_NL__2PRFIN20060117_170458_000000332044_00212_20306_7646.N1	17-JAN-2006 17:04:58	Bright	33.000	59	55Alp Oph	2.0800	8900.0	66	20306	No
285	GOM_NL__2PRFIN20060117_170705_000000332044_00212_20306_7647.N1	17-JAN-2006 17:07:05	Bright	33.000	126	60Bet Oph	2.7700	4250.0	66	20306	No
286	GOM_NL__2PRFIN20060117_171221_000000542044_00212_20306_7648.N1	17-JAN-2006 17:12:21	Bright	54.000	98	13Zet Oph	2.5710	30000.	108	20306	No
287	GOM_NL__2PRFIN20060117_171649_000000462044_00212_20306_7649.N1	17-JAN-2006 17:16:49	Twi_and_stray	46.000	16	21Alp Sco	1.0200	3000.0	92	20306	No
288	GOM_NL__2PRFIN20060117_171827_000000432044_00212_20306_7650.N1	17-JAN-2006 17:18:27	Twilight	43.000	75	26Eps Sco	2.2910	4250.0	86	20306	No
289	GOM_NL__2PRFIN20060117_172209_000000412044_00212_20306_7651.N1	17-JAN-2006 17:22:09	Dark	40.500	131	Gam Lup	2.8000	26000.	81	20306	No
290	GOM_NL__2PRFIN20060117_172757_000000532044_00213_20307_7625.N1	17-JAN-2006 17:27:57	Dark	53.000	4	Alp1Cen	-0.010000	5800.0	106	20307	No
291	GOM_NL__2PRFIN20060117_173653_000000382044_00213_20307_7626.N1	17-JAN-2006 17:36:53	Dark	37.500	29	Bet Car	1.6720	10200.	75	20307	No
292	GOM_NL__2PRFIN20060117_173852_000000402044_00213_20307_7627.N1	17-JAN-2006 17:38:52	Dark	39.500	71	lot Car	2.2460	7700.0	79	20307	No
293	GOM_NL__2PRFIN20060117_174043_000000432044_00213_20307_7628.N1	17-JAN-2006 17:40:43	Dark	42.500	46	Del Vel	1.9540	10600.	85	20307	No
294	GOM_NL__2PRFIN20060117_174335_000000452044_00213_20307_7629.N1	17-JAN-2006 17:43:35	Dark	44.500	2	Alp Car	-0.73600	7000.0	89	20307	No
295	GOM_NL__2PRFIN20060117_174710_000000452044_00213_20307_7630.N1	17-JAN-2006 17:47:10	Straylight	44.500	117	Pi Pup	2.7060	3800.0	89	20307	No
296	GOM_NL__2PRFIN20060117_174942_000000412044_00213_20307_7631.N1	17-JAN-2006 17:49:42	Straylight	40.500	23	21Eps CMa	1.5020	26000.	81	20307	No
297	GOM_NL__2PRFIN20060117_175107_000000392044_00213_20307_7632.N1	17-JAN-2006 17:51:07	Straylight	39.000	179	24Omi2CMa	3.0320	24000.	78	20307	No
298	GOM_NL__2PRFIN20060117_175319_000000442044_00213_20307_7633.N1	17-JAN-2006 17:53:19	Straylight	44.000	1	9Alp CMa	-1.4400	11000.	88	20307	No
299	GOM_NL__2PRFIN20060117_175549_000000412044_00213_20307_7634.N1	17-JAN-2006 17:55:49	Straylight	41.000	56	53Kap Ori	2.0650	30000.	82	20307	No
300	GOM_NL__2PRFIN20060117_175700_000000382044_00213_20307_7635.N1	17-JAN-2006 17:57:00	Twi_and_stray	37.500	125	44lot Ori	2.7700	30000.	75	20307	No
301	GOM_NL__2PRFIN20060117_175817_000000412044_00213_20307_7636.N1	17-JAN-2006 17:58:17	Twi_and_stray	41.000	30	46Eps Ori	1.6940	30000.	82	20307	No
302	GOM_NL__2PRFIN20060117_180028_000000522044_00213_20307_7637.N1	17-JAN-2006 18:00:28	Twi_and_stray	52.000	14	58Alp Ori	0.87000	3000.0	104	20307	No
303	GOM_NL__2PRFIN20060117_180253_000000482044_00213_20307_7638.N1	17-JAN-2006 18:02:53	Bright	47.500	44	24Gam Gem	1.9280	11000.	95	20307	No
304	GOM_NL__2PRFIN20060117_180437_000000402044_00213_20307_7639.N1	17-JAN-2006 18:04:37	Bright	39.500	151	13Mu Gem	2.8900	3000.0	79	20307	No
305	GOM_NL__2PRFIN20060117_180636_000000382044_00213_20307_7640.N1	17-JAN-2006 18:06:36	Bright	37.500	28	12Bet Tau	1.6500	15200.	75	20307	No
306	GOM_NL__2PRFIN20060117_180814_000000362044_00213_20307_7641.N1	17-JAN-2006 18:08:14	Bright	35.500	114	3lot Aur	2.6930	4600.0	71	20307	No
307	GOM_NL__2PRFIN20060117_181057_000000352044_00213_20307_7642.N1	17-JAN-2006 18:10:57	Bright	34.500	42	34Bet Aur	1.9000	10200.	69	20307	No
308	GOM_NL__2PRFIN20060117_182331_000000372044_00213_20307_7643.N1	17-JAN-2006 18:23:31	Bright	37.000	49	1Alp UMi	1.9900	6300.0	74	20307	No
309	GOM_NL__2PRFIN20060117_183425_000000372044_00213_20307_7644.N1	17-JAN-2006 18:34:25	Bright	36.500	130	23Bet Dra	2.7990	5800.0	73	20307	No
310	GOM_NL__2PRFIN20060117_183736_000000382044_00213_20307_7645.N1	17-JAN-2006 18:37:36	Bright	37.500	5	3Alp Lyr	0.033000	11000.	75	20307	No
311	GOM_NL__2PRFIN20060117_184534_000000342044_00213_20307_7646.N1	17-JAN-2006 18:45:34	Bright	34.000	59	55Alp Oph	2.0800	8900.0	68	20307	No
312	GOM_NL__2PRFIN20060117_184741_000000342044_00213_20307_7647.N1	17-JAN-2006 18:47:41	Bright	33.500	126	60Bet Oph	2.7700	4250.0	67	20307	No
313	GOM_NL__2PRFIN20060117_185258_000000542044_00213_20307_7648.N1	17-JAN-2006 18:52:58	Bright	54.000	98	13Zet Oph	2.5710	30000.	108	20307	No
314	GOM_NL__2PRFIN20060117_185726_000000522044_00213_20307_7649.N1	17-JAN-2006 18:57:26	Twi_and_stray	51.500	16	21Alp Sco	1.0200	3000.0	103	20307	No
315	GOM_NL__2PRFIN20060117_185904_000000422044_00213_20307_7650.N1	17-JAN-2006 18:59:04	Twilight	42.000	75	26Eps Sco	2.2910	4250.0	84	20307	No
316	GOM_NL__2PRFIN20060117_190246_000000392044_00213_20307_7651.N1	17-JAN-2006 19:02:46	Dark	39.000	131	Gam Lup	2.8000	26000.	78	20307	No
317	GOM_NL__2PRFIN20060117_190834_000000492044_00214_20308_7645.N1	17-JAN-2006 19:08:34	Dark	49.000	4	Alp1Cen	-0.010000	5800.0	98	20308	No
318	GOM_NL__2PRFIN20060117_191729_000000392044_00214_20308_7646.N1	17-JAN-2006 19:17:29	Dark	39.000	29	Bet Car	1.6720	10200.	78	20308	No
319	GOM_NL__2PRFIN20060117_191929_000000392044_00214_20308_7647.N1	17-JAN-2006 19:19:29	Dark	38.500	71	lot Car	2.2460	7700.0	77	20308	No
320	GOM_NL__2PRFIN20060117_192120_000000392044_00214_20308_7648.N1	17-JAN-2006 19:21:20	Dark	38.500	46	Del Vel	1.9540	10600.	77	20308	No
321	GOM_NL__2PRFIN20060117_192411_000000522044_00214_20308_7649.N1	17-JAN-2006 19:24:11	Dark	52.000	2	Alp Car	-0.73600	7000.0	104	20308	No
322	GOM_NL__2PRFIN20060117_192747_000000422044_00214_20308_7650.N1	17-JAN-2006 19:27:47	Straylight	42.000	117	Pi Pup	2.7060	3800.0	84	20308	No
323	GOM_NL__2PRFIN20060117_193018_000000422044_00214_20308_7651.N1	17-JAN-2006 19:30:18	Straylight	42.000	23	21Eps CMa	1.5020	26000.	84	20308	No
324	GOM_NL__2PRFIN20060117_193143_000000392044_00214_20308_7652.N1	17-JAN-2006 19:31:43	Straylight	39.000	179	24Omi2CMa	3.0320	24000.	78	20308	No
325	GOM_NL__2PRFIN20060117_193355_000000452044_00214_20308_7653.N1	17-JAN-2006 19:33:55	Straylight	45.000	1	9Alp CMa	-1.4400	11000.	90	20308	No
326	GOM_NL__2PRFIN20060117_193625_000000392044_00214_20308_7654.N1	17-JAN-2006 19:36:25	Straylight	38.500	56	53Kap Ori	2.0650	30000.	77	20308	No
327	GOM_NL__2PRFIN20060117_193736_000000362044_00214_20308_7655.N1	17-JAN-2006 19:37:36	Twi_and_stray	36.000	125	44lot Ori	2.7700	30000.	72	20308	No
328	GOM_NL__2PRFIN20060117_193853_000000402044_00214_20308_7656.N1	17-JAN-2006 19:38:53	Twi_and_stray	39.500	30	46Eps Ori	1.6940	30000.	79	20308	No
329	GOM_NL__2PRFIN20060117_194104_000000522044_00214_20308_7657.N1	17-JAN-2006 19:41:04	Twi_and_stray	52.000	14	58Alp Ori	0.87000	3000.0	104	20308	No
330	GOM_NL__2PRFIN20060117_194329_000000412044_00214_20308_7658.N1	17-JAN-2006 19:43:29	Bright	40.500	44	24Gam Gem	1.9280	11000.	81	20308	No
331	GOM_NL__2PRFIN20060117_194850_000000372044_00214_20308_7659.N1	17-JAN-2006 19:48:50	Bright	37.000	114	3lot Aur	2.6930	4600.0	74	20308	No
332	GOM_NL__2PRFIN20060117_195133_000000372044_00214_20308_7660.N1	17-JAN-2006 19:51:33	Bright	37.000	42	34Bet Aur	1.9000	10200.	74	20308	No
333	GOM_NL__2PRFIN20060117_200407_000000372044_00214_20308_4169.N1	17-JAN-2006 20:04:07	Bright	36.500	49	1Alp UMi	1.9900	6300.0	73	20308	No
334	GOM_NL__2PRFIN20060117_201501_000000522044_00214_20308_7662.N1	17-JAN-2006 20:15:01	Bright	52.000	130	23Bet Dra	2.7990	5800.0	104	20308	No
335	GOM_NL__2PRFIN20060117_201812_000000332044_00214_20308_7663.N1	17-JAN-2006 20:18:12	Bright	33.000	5	3Alp Lyr	0.033000	11000.	66	20308	No
336	GOM_NL__2PRFIN20060117_202610_000000342044_00214_20308_7664.N1	17-JAN-2006 20:26:10	Bright	33.500	59	55Alp Oph	2.0800	8900.0	67	20308	No
337	GOM_NL__2PRFIN20060117_202817_000000342044_00214_20308_7665.N1	17-JAN-2006 20:28:17	Bright	33.500	126	60Bet Oph	2.7700	4250.0	67	20308	No



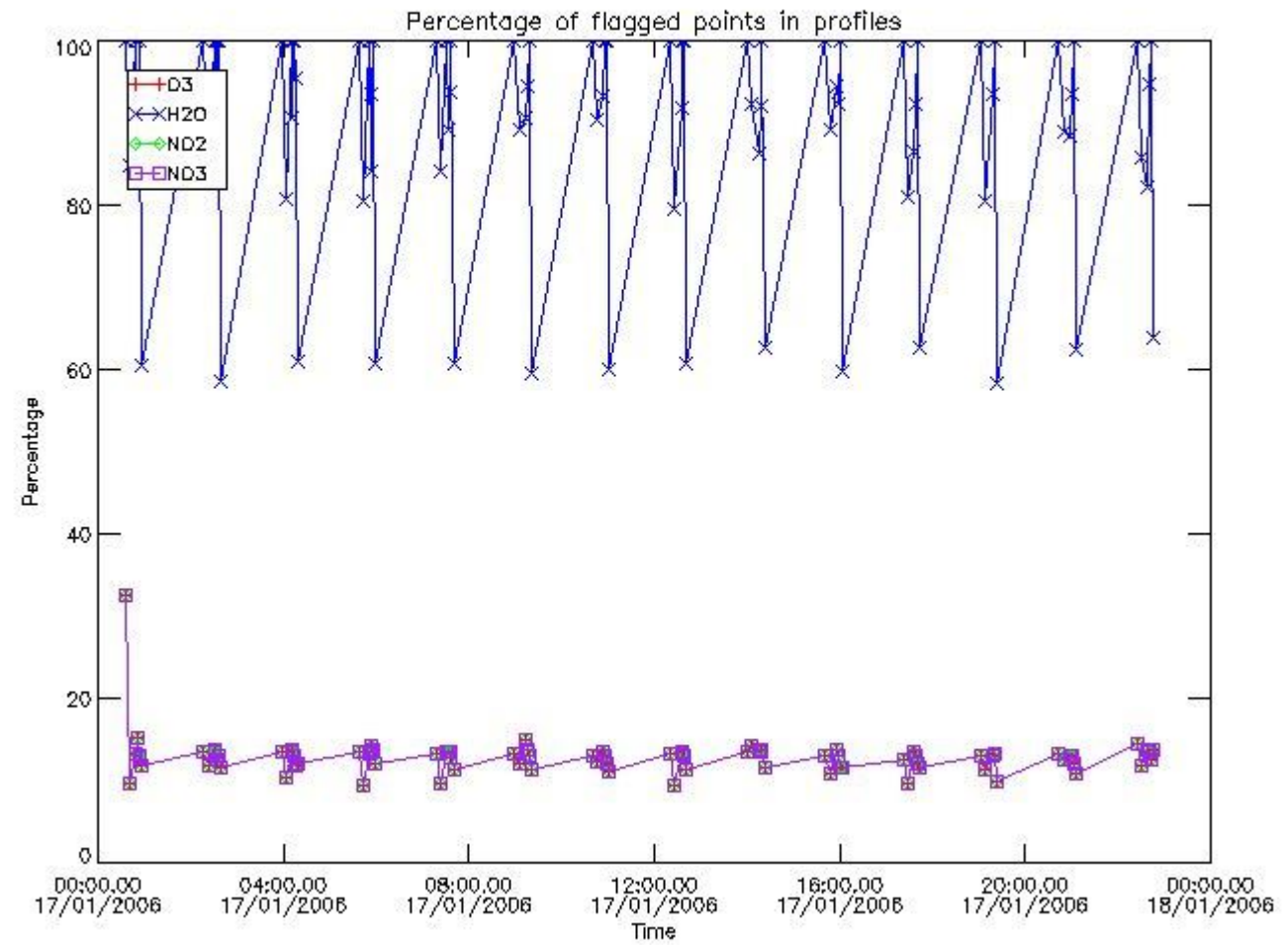
338	GOM_NL__2PRFIN20060117_203334_000000382044_00214_20308_7666.N1	17-JAN-2006 20:33:34	Bright	37.500	98	13Zet Oph	2.5710	30000.	75	20308	No
339	GOM_NL__2PRFIN20060117_203802_000000472044_00214_20308_7667.N1	17-JAN-2006 20:38:02	Twilight	47.000	16	21Alp Sco	1.0200	3000.0	94	20308	No
340	GOM_NL__2PRFIN20060117_203940_000000392044_00214_20308_7668.N1	17-JAN-2006 20:39:40	Twilight	38.500	75	26Eps Sco	2.2910	4250.0	77	20308	No
341	GOM_NL__2PRFIN20060117_204322_000000392044_00214_20308_7669.N1	17-JAN-2006 20:43:22	Dark	38.500	131	Gam Lup	2.8000	26000.	77	20308	No
342	GOM_NL__2PRFIN20060117_204910_000000412044_00215_20309_7645.N1	17-JAN-2006 20:49:10	Dark	41.000	4	Alp1Cen	-0.010000	5800.0	82	20309	No
343	GOM_NL__2PRFIN20060117_205805_000000402044_00215_20309_7646.N1	17-JAN-2006 20:58:05	Dark	39.500	29	Bet Car	1.6720	10200.	79	20309	No
344	GOM_NL__2PRFIN20060117_210005_000000392044_00215_20309_7647.N1	17-JAN-2006 21:00:05	Dark	39.000	71	lot Car	2.2460	7700.0	78	20309	No
345	GOM_NL__2PRFIN20060117_210156_000000432044_00215_20309_7648.N1	17-JAN-2006 21:01:56	Dark	42.500	46	Del Vel	1.9540	10600.	85	20309	No
346	GOM_NL__2PRFIN20060117_210447_000000472044_00215_20309_7649.N1	17-JAN-2006 21:04:47	Dark	47.000	2	Alp Car	-0.73600	7000.0	94	20309	No
347	GOM_NL__2PRFIN20060117_210823_000000452044_00215_20309_7650.N1	17-JAN-2006 21:08:23	Straylight	44.500	117	Pi Pup	2.7060	3800.0	89	20309	No
348	GOM_NL__2PRFIN20060117_211054_000000442044_00215_20309_7651.N1	17-JAN-2006 21:10:54	Straylight	43.500	23	21Eps CMa	1.5020	26000.	87	20309	No
349	GOM_NL__2PRFIN20060117_211219_000000392044_00215_20309_7652.N1	17-JAN-2006 21:12:19	Straylight	38.500	179	24Omi2CMa	3.0320	24000.	77	20309	No
350	GOM_NL__2PRFIN20060117_211431_000000452044_00215_20309_7653.N1	17-JAN-2006 21:14:31	Straylight	44.500	1	9Alp CMa	-1.4400	11000.	89	20309	No
351	GOM_NL__2PRFIN20060117_211701_000000402044_00215_20309_7654.N1	17-JAN-2006 21:17:01	Straylight	39.500	56	53Kap Ori	2.0650	30000.	79	20309	No
352	GOM_NL__2PRFIN20060117_211812_000000382044_00215_20309_7655.N1	17-JAN-2006 21:18:12	Twilight	38.000	125	44lot Ori	2.7700	30000.	76	20309	No
353	GOM_NL__2PRFIN20060117_211930_000000412044_00215_20309_7656.N1	17-JAN-2006 21:19:30	Twilight	40.500	30	46Eps Ori	1.6940	30000.	81	20309	No
354	GOM_NL__2PRFIN20060117_212140_000000502044_00215_20309_7657.N1	17-JAN-2006 21:21:40	Twilight	50.000	14	58Alp Ori	0.87000	3000.0	100	20309	No
355	GOM_NL__2PRFIN20060117_212404_000000402044_00215_20309_7658.N1	17-JAN-2006 21:24:04	Bright	39.500	44	24Gam Gem	1.9280	11000.	79	20309	No
356	GOM_NL__2PRFIN20060117_212926_000000382044_00215_20309_7659.N1	17-JAN-2006 21:29:26	Bright	38.000	114	3lot Aur	2.6930	4600.0	76	20309	No
357	GOM_NL__2PRFIN20060117_213209_000000362044_00215_20309_7660.N1	17-JAN-2006 21:32:09	Bright	36.000	42	34Bet Aur	1.9000	10200.	72	20309	No
358	GOM_NL__2PRFIN20060117_214443_000000372044_00215_20309_7661.N1	17-JAN-2006 21:44:43	Bright	36.500	49	1Alp UMi	1.9900	6300.0	73	20309	No
359	GOM_NL__2PRFIN20060117_215537_000000342044_00215_20309_7662.N1	17-JAN-2006 21:55:37	Bright	33.500	130	23Bet Dra	2.7990	5800.0	67	20309	No
360	GOM_NL__2PRFIN20060117_215848_000000372044_00215_20309_7663.N1	17-JAN-2006 21:58:48	Bright	36.500	5	3Alp Lyr	0.033000	11000.	73	20309	No
361	GOM_NL__2PRFIN20060117_220646_000000342044_00215_20309_7664.N1	17-JAN-2006 22:06:46	Bright	33.500	59	55Alp Oph	2.0800	8900.0	67	20309	No
362	GOM_NL__2PRFIN20060117_220853_000000332044_00215_20309_7665.N1	17-JAN-2006 22:08:53	Bright	33.000	126	60Bet Oph	2.7700	4250.0	66	20309	No
363	GOM_NL__2PRFIN20060117_221410_000000542044_00215_20309_7666.N1	17-JAN-2006 22:14:10	Bright	54.000	98	13Zet Oph	2.5710	30000.	108	20309	No
364	GOM_NL__2PRFIN20060117_221838_000000482044_00215_20309_7667.N1	17-JAN-2006 22:18:38	Twilight	48.000	16	21Alp Sco	1.0200	3000.0	96	20309	No
365	GOM_NL__2PRFIN20060117_222016_000000422044_00215_20309_7668.N1	17-JAN-2006 22:20:16	Twilight	41.500	75	26Eps Sco	2.2910	4250.0	83	20309	No
366	GOM_NL__2PRFIN20060117_222359_000000392044_00215_20309_7669.N1	17-JAN-2006 22:23:59	Dark	38.500	131	Gam Lup	2.8000	26000.	77	20309	No
367	GOM_NL__2PRFIN20060117_222946_000000432044_00216_20310_7645.N1	17-JAN-2006 22:29:46	Dark	43.000	4	Alp1Cen	-0.010000	5800.0	86	20310	No
368	GOM_NL__2PRFIN20060117_223841_000000372044_00216_20310_7646.N1	17-JAN-2006 22:38:41	Dark	37.000	29	Bet Car	1.6720	10200.	74	20310	No
369	GOM_NL__2PRFIN20060117_224041_000000382044_00216_20310_7647.N1	17-JAN-2006 22:40:41	Dark	38.000	71	lot Car	2.2460	7700.0	76	20310	No
370	GOM_NL__2PRFIN20060117_224232_000000412044_00216_20310_7648.N1	17-JAN-2006 22:42:32	Dark	40.500	46	Del Vel	1.9540	10600.	81	20310	No
371	GOM_NL__2PRFIN20060117_224523_000000412044_00216_20310_7649.N1	17-JAN-2006 22:45:23	Dark	40.500	2	Alp Car	-0.73600	7000.0	81	20310	No
372	GOM_NL__2PRFIN20060117_224859_000000362044_00216_20310_7650.N1	17-JAN-2006 22:48:59	Straylight	36.000	117	Pi Pup	2.7060	3800.0	72	20310	No
373	GOM_NL__2PRFIN20060117_225130_000000392044_00216_20310_7651.N1	17-JAN-2006 22:51:30	Straylight	38.500	23	21Eps CMa	1.5020	26000.	77	20310	No
374	GOM_NL__2PRFIN20060117_225255_000000392044_00216_20310_7652.N1	17-JAN-2006 22:52:55	Straylight	39.000	179	24Omi2CMa	3.0320	24000.	78	20310	No
375	GOM_NL__2PRFIN20060117_225507_000000462044_00216_20310_7653.N1	17-JAN-2006 22:55:07	Straylight	46.000	1	9Alp CMa	-1.4400	11000.	92	20310	No
376	GOM_NL__2PRFIN20060117_225737_000000392044_00216_20310_7654.N1	17-JAN-2006 22:57:37	Straylight	39.000	56	53Kap Ori	2.0650	30000.	78	20310	No
377	GOM_NL__2PRFIN20060117_225848_000000382044_00216_20310_7655.N1	17-JAN-2006 22:58:48	Twilight	37.500	125	44lot Ori	2.7700	30000.	75	20310	No
378	GOM_NL__2PRFIN20060117_230006_000000412044_00216_20310_7656.N1	17-JAN-2006 23:00:06	Twilight	41.000	30	46Eps Ori	1.6940	30000.	82	20310	No
379	GOM_NL__2PRFIN20060117_230216_000000522044_00216_20310_7657.N1	17-JAN-2006 23:02:16	Twilight	52.000	14	58Alp Ori	0.87000	3000.0	104	20310	No
380	GOM_NL__2PRFIN20060117_234722_000000342044_00216_20310_7658.N1	17-JAN-2006 23:47:22	Bright	34.000	59	55Alp Oph	2.0800	8900.0	68	20310	No
381	GOM_NL__2PRFIN20060117_234929_000000332044_00216_20310_7659.N1	17-JAN-2006 23:49:29	Bright	32.500	126	60Bet Oph	2.7700	4250.0	65	20310	No
382	GOM_NL__2PRFIN20060117_235915_000000452044_00216_20310_7660.N1	17-JAN-2006 23:59:15	Twilight	45.000	16	21Alp Sco	1.0200	3000.0	90	20310	No

### 3. Quality information per product

In this section it is plotted some information contained in the Quality Summary data set of the level 2 products. Only products in dark limb conditions and without errors (error flag in the MPH set to "0") are used.

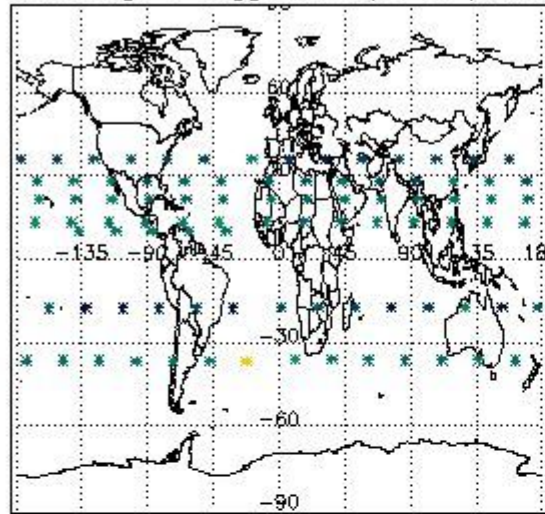
#### 3.1 Plot quality information per product (time dependant)



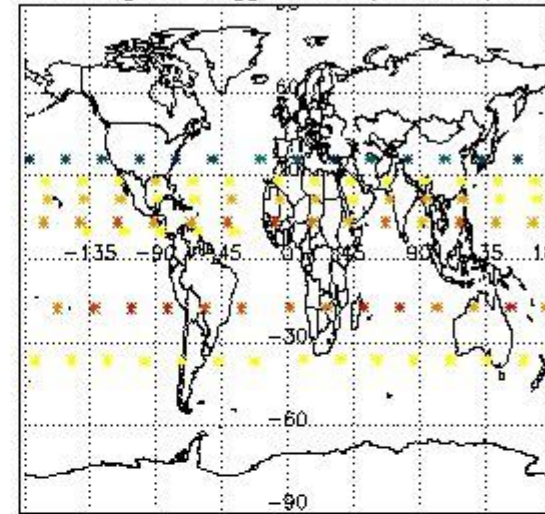


3.2 Plot quality information per product (world map)

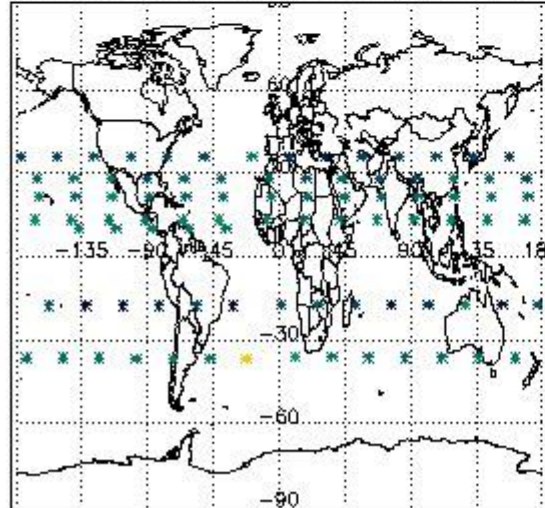
Percentage of flagged data per O3 profile



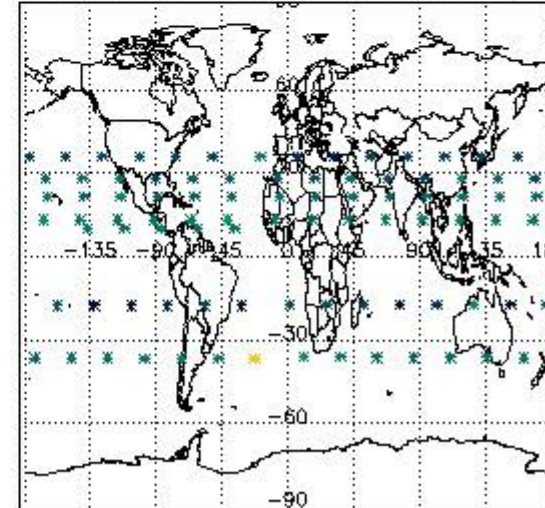
Percentage of flagged data per H2O profile



Percentage of flagged data per NO2 profile



Percentage of flagged data per NO3 profile

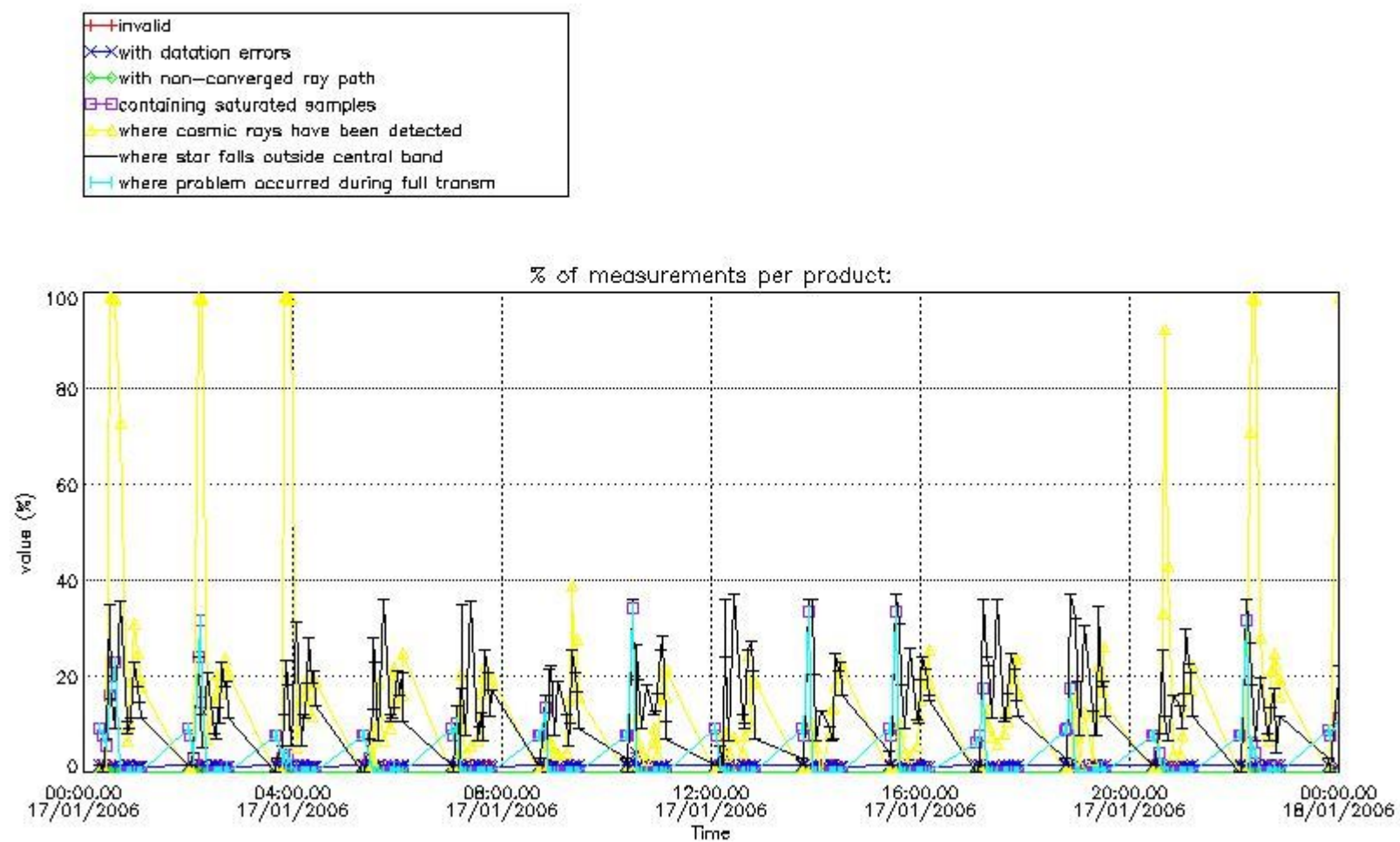


#### 4. Level 1 quality information per product

In this section it is plotted some information contained in the Quality Summary data set of the level 2 products that comes from the level 1b processing. Products without errors (error flag in the MPH set to "0") are used.

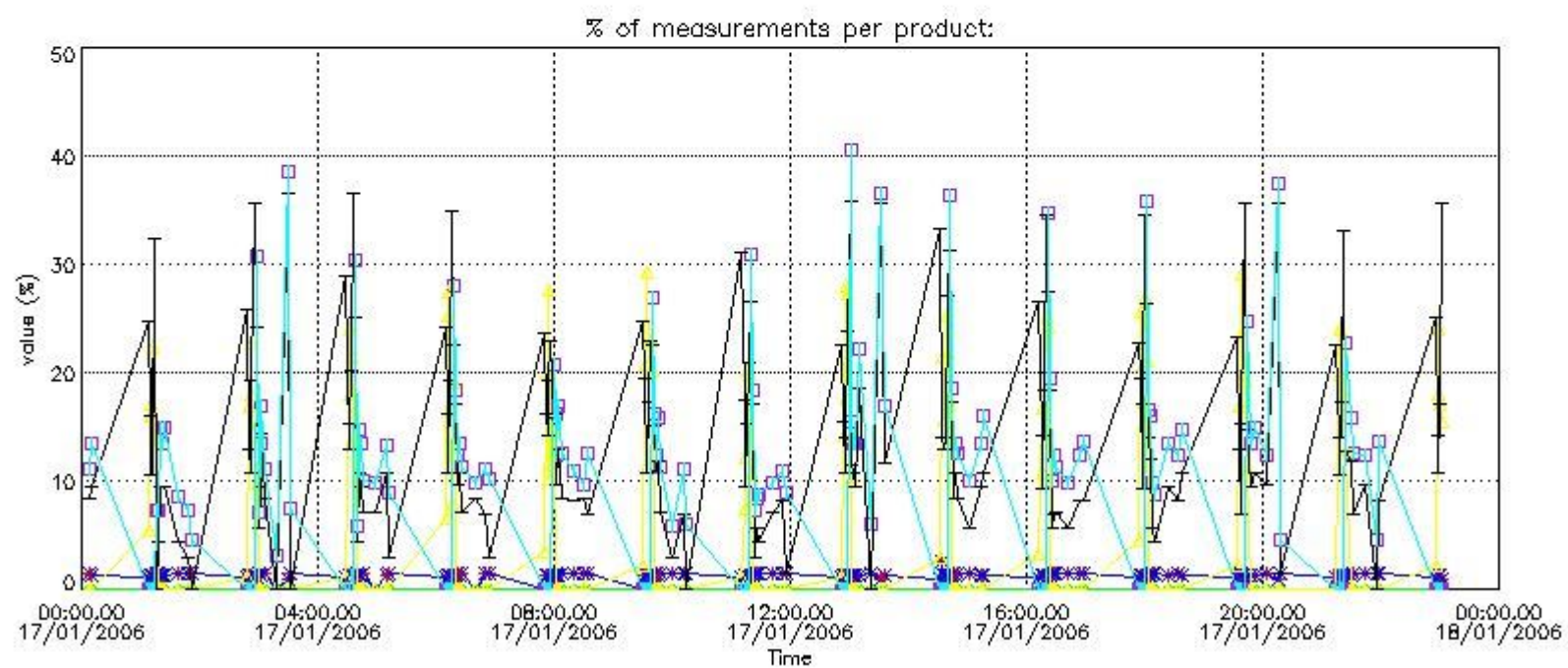
##### 4.1 Plot quality information per product (time dependant) coming from level 1b processing

##### 4.1.1 Plot level 1 quality information per product (time dependant): ENVISAT ASCENDING passes



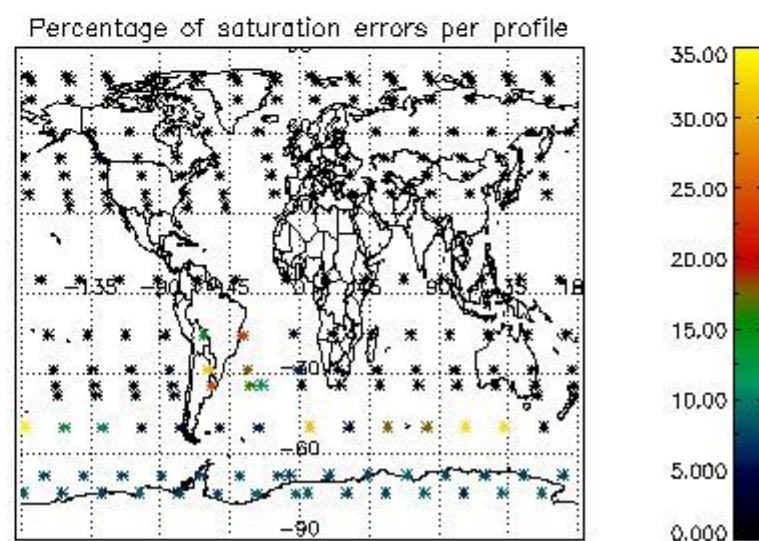
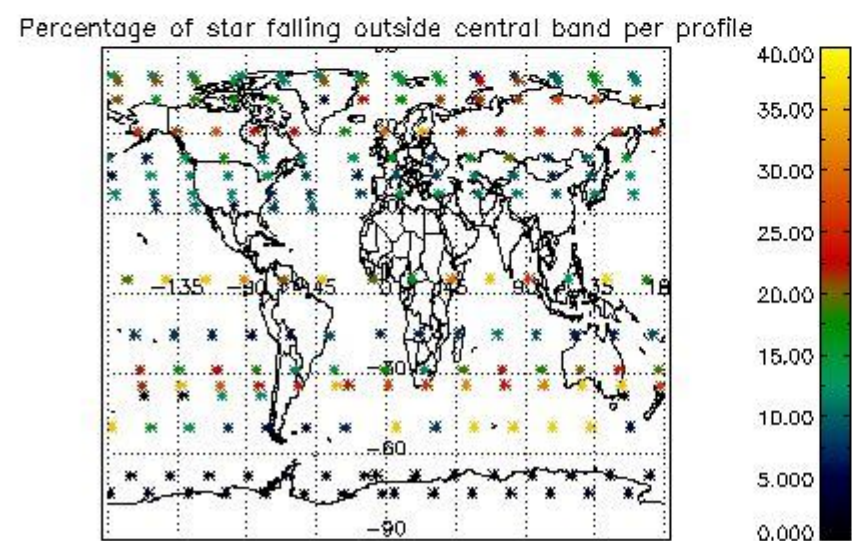
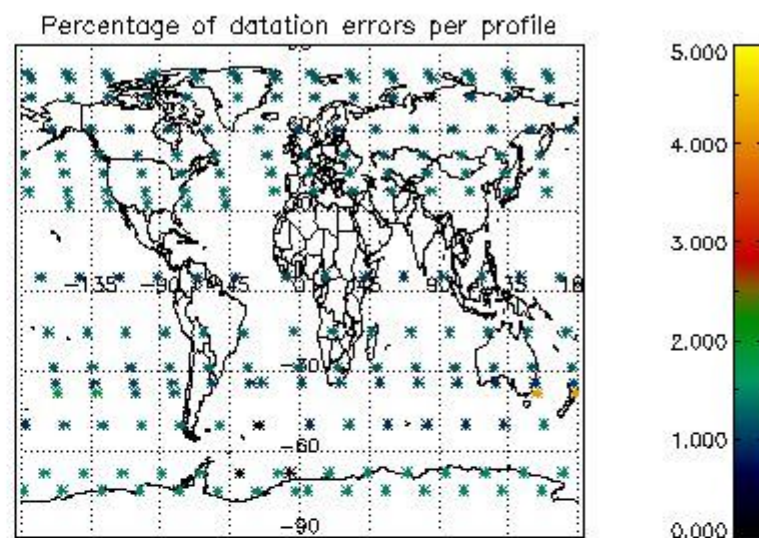
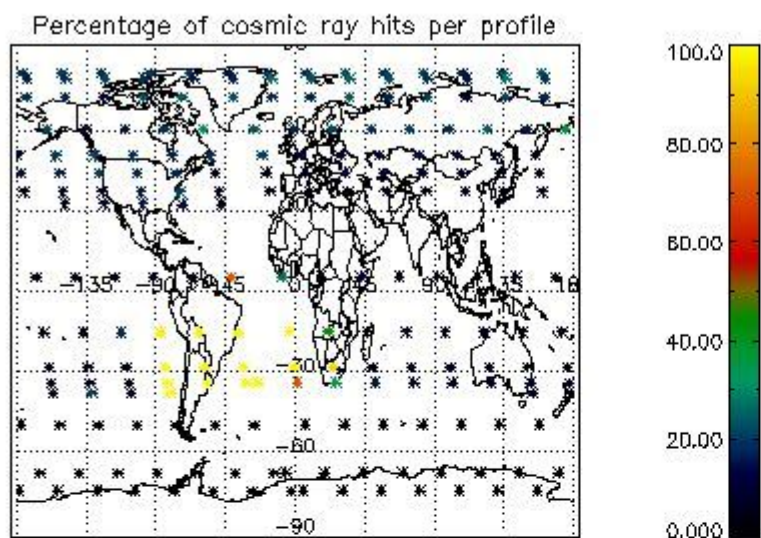
4.1.2 Plot level 1 quality information per product (time dependant): ENVI SAT DESCENDING passes





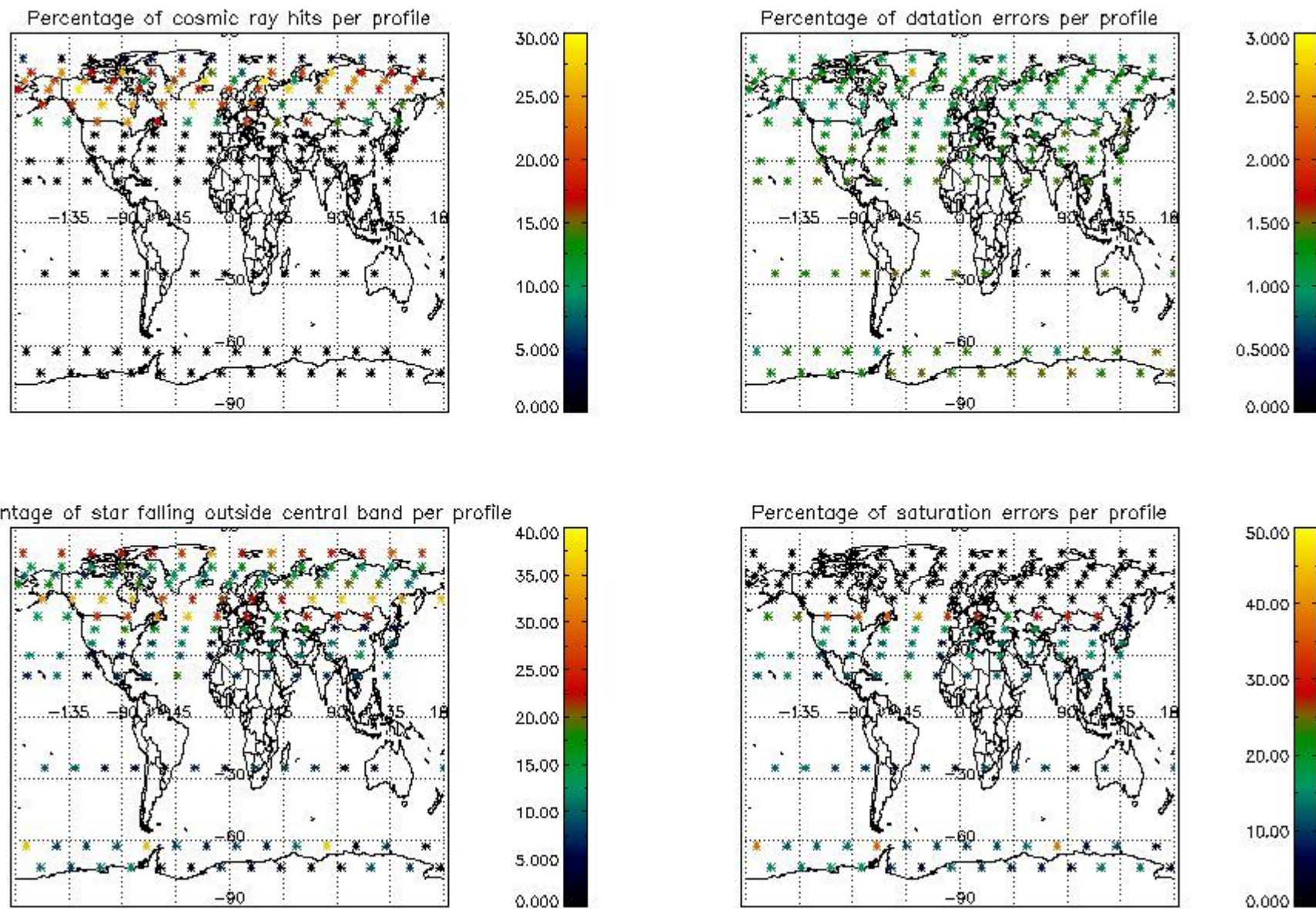
#### 4.2 Plot quality information per product coming from level 1b processing (world map)

##### 4.2.1 Plot level 1 quality information per product (world map): ENVISAT ASCENDING passes



4.2.2 Plot level 1 quality information per product (world map): ENVISAT DESCENDING passes





## 5. Trace gas profiles

### 5.1 Ozone statistics based on quality of products

The final quality of the products can be "measured" using the STD (Standard Deviation) attached to every point profile. This information is written to the parameter GOM\_NL\_\_2P/NL\_LOCAL\_SPECIES\_DENSITY/o3\_std of the level 2 products. The table below shows the statistics for given STD ranges.

The statistics are given with respect to the overall valid production:

- Products without fatal errors: GOM\_NL\_\_2P/MPH/PRODUCT\_ERR=0
- Valid point profile: GOM\_NL\_\_2P/NL\_LOCAL\_SPECIES\_DENSITY/pcd(0)=0

The 'Criteria' is applied to valid points of dark limb products:

- Products in dark limb illumination condition: GOM\_NL\_\_2P/NL\_SUMMARY\_QUALITY/obs\_ill\_cond=0
- Products without fatal errors: GOM\_NL\_\_2P/MPH/PRODUCT\_ERR=0
- Valid point profile: GOM\_NL\_\_2P/NL\_LOCAL\_SPECIES\_DENSITY/pcd(0)=0

So, the table below shows the percentage of dark limb and valid observations for each criteria with respect to the overall valid daily observations.

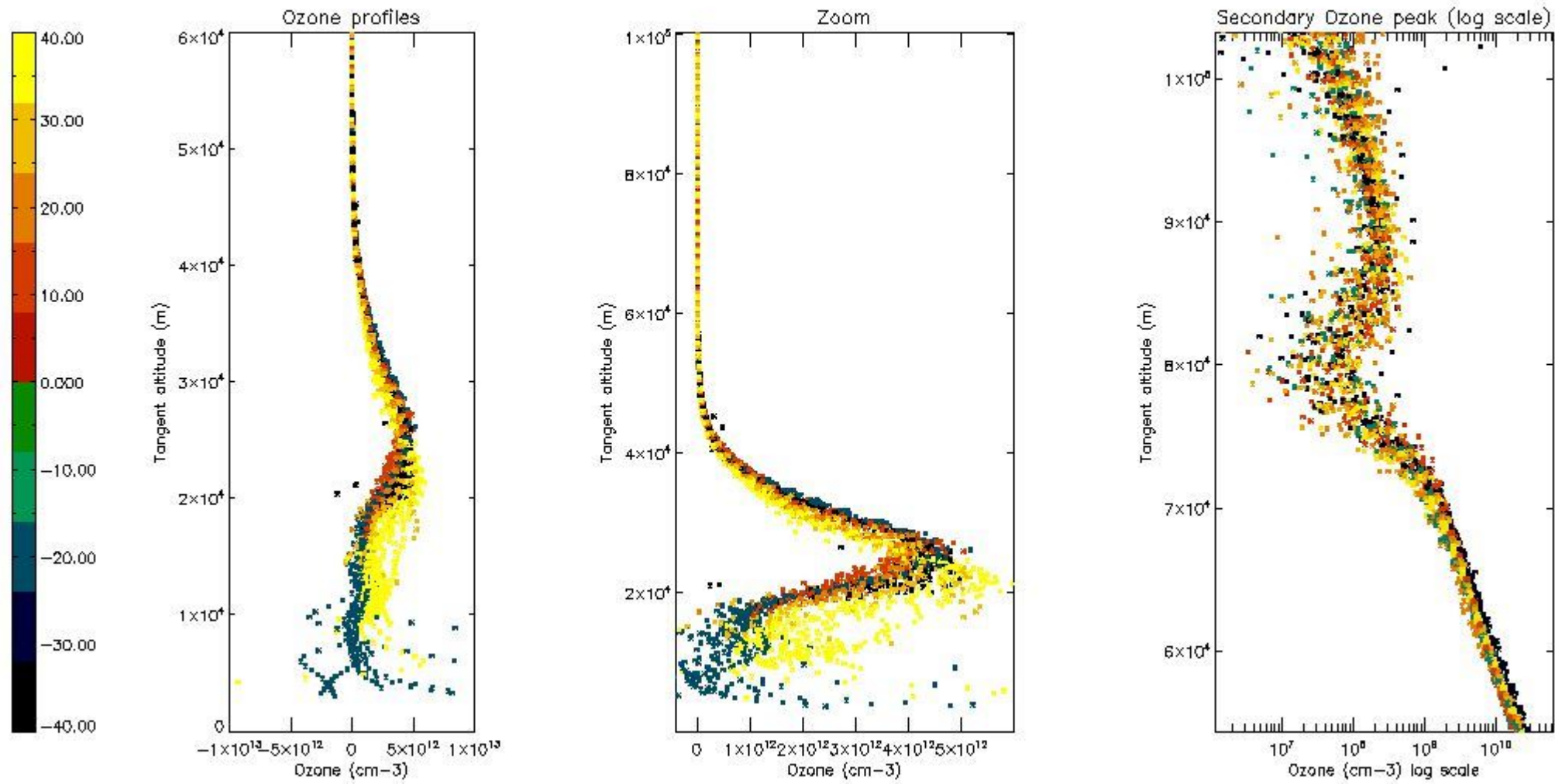
Criteria	% of total production
All STD	24
STD < 20	15



STD < 10	12
STD < 5	8

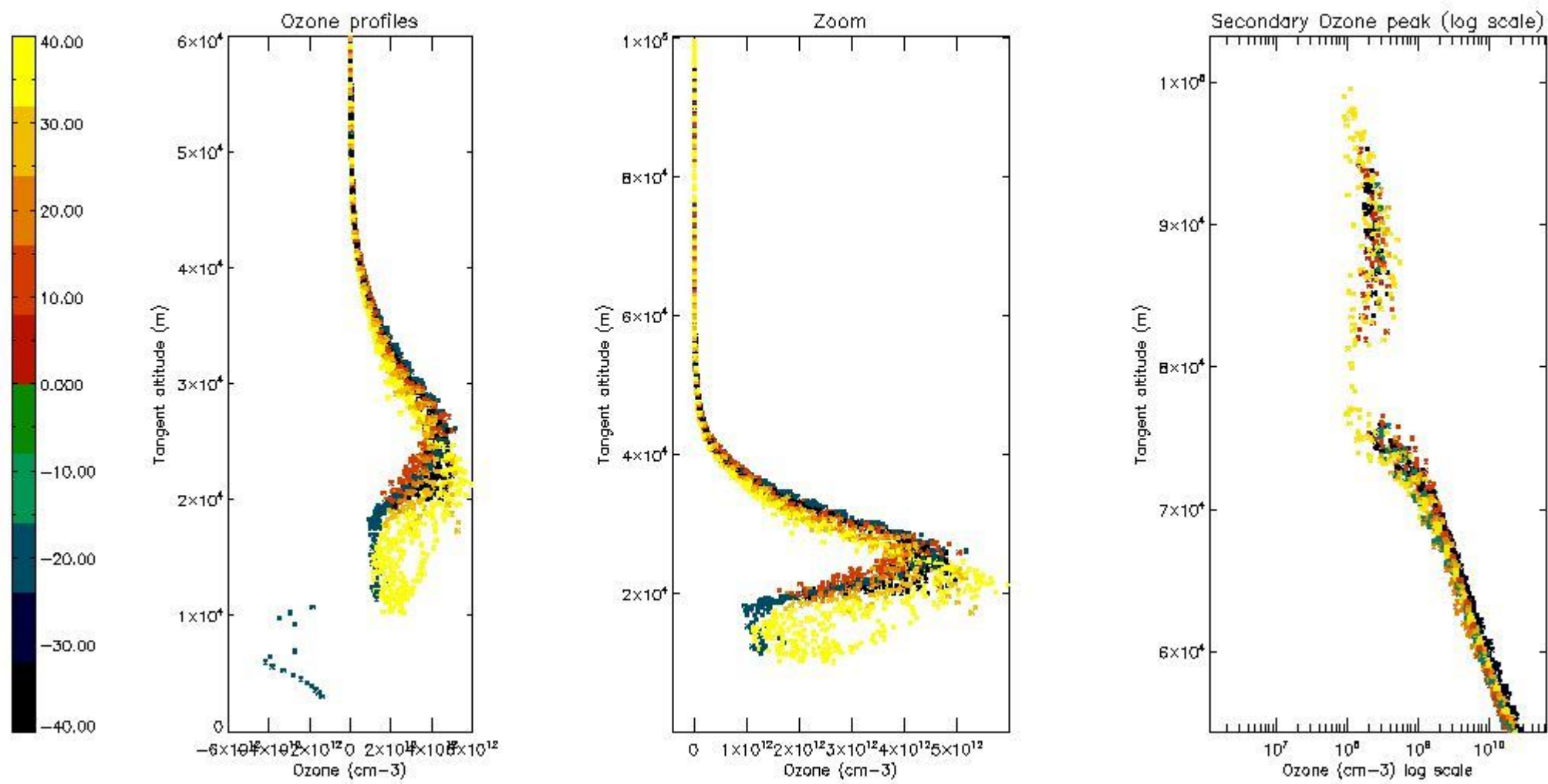
5.2 Plot ozone profiles for all STD (dark without errors)

The colorbar represents the latitude.



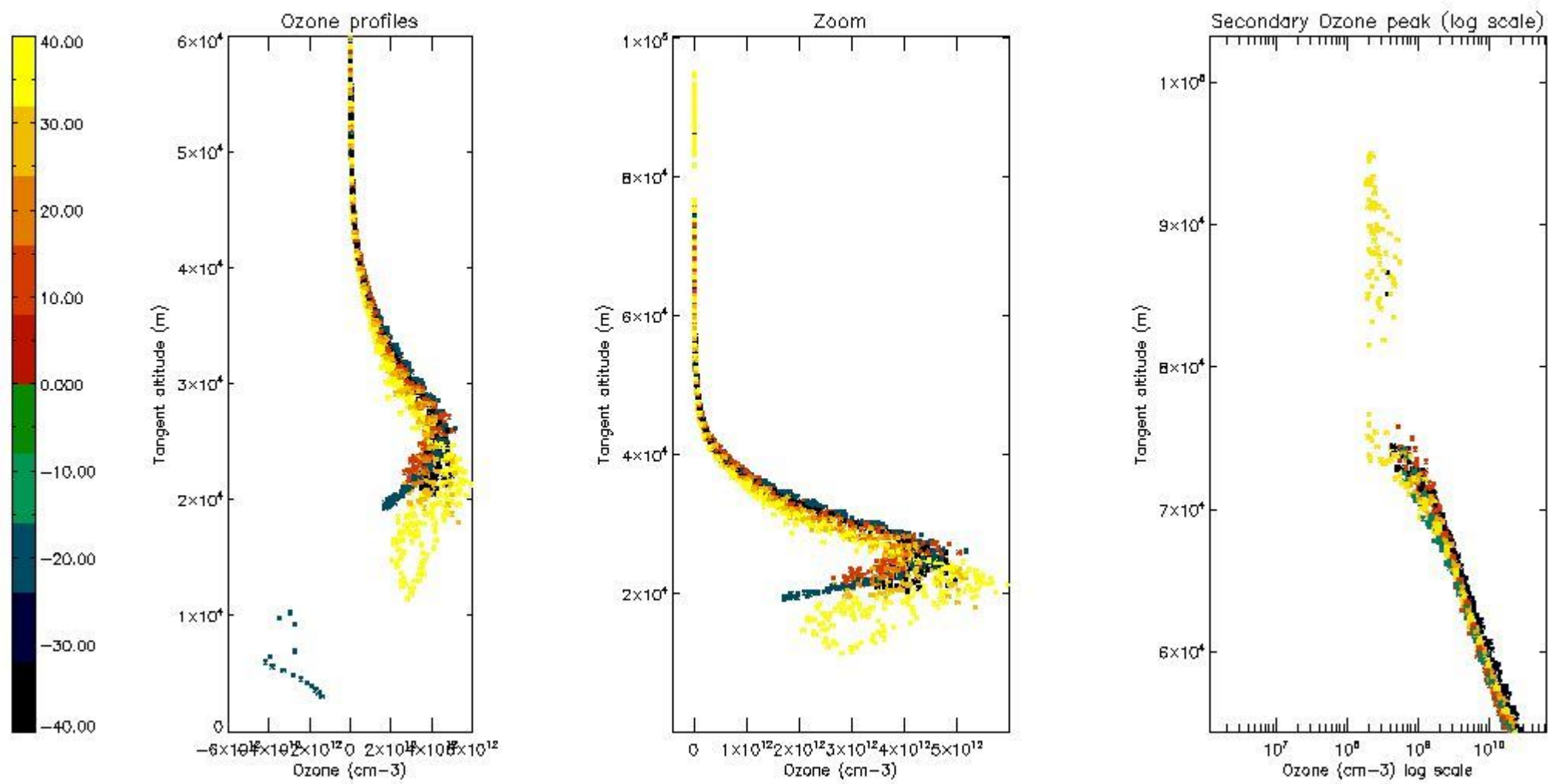
5.3 Plot ozone profiles where STD < 20% (dark without errors)

The colorbar represents the latitude.



*5.4 Plot ozone profiles where STD < 10% (dark without errors)*

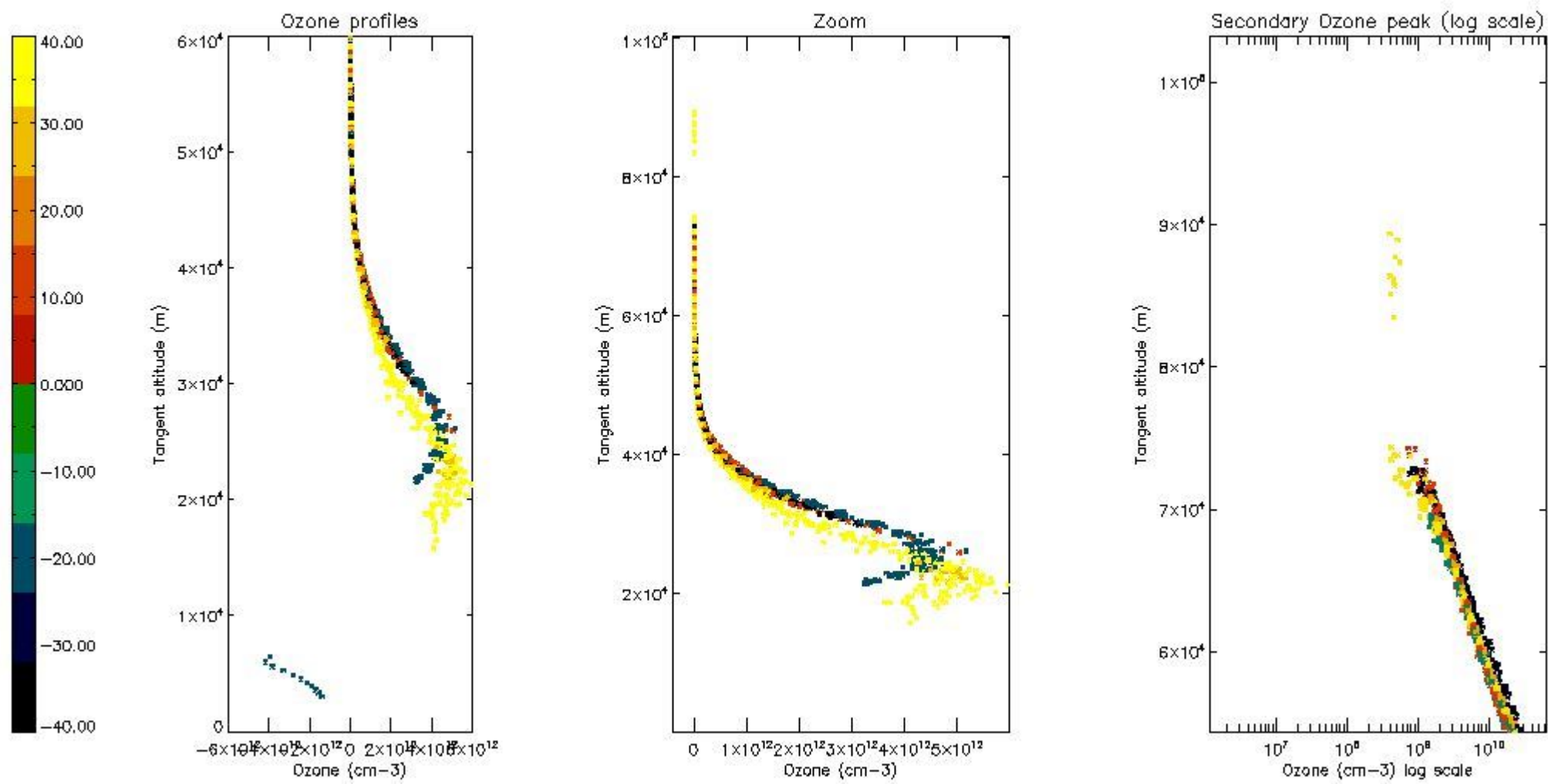
The colorbar represents the latitude.



*5.5 Plot ozone profiles where STD < 5% (dark without errors)*

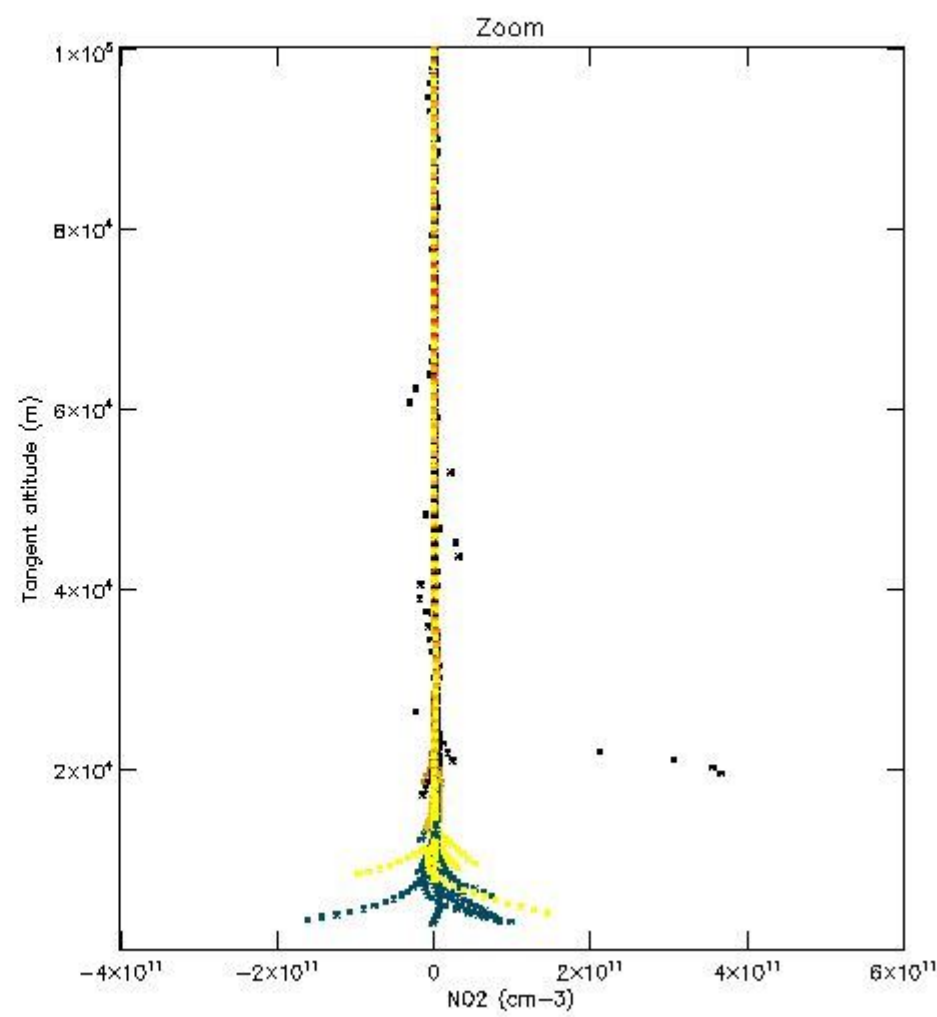
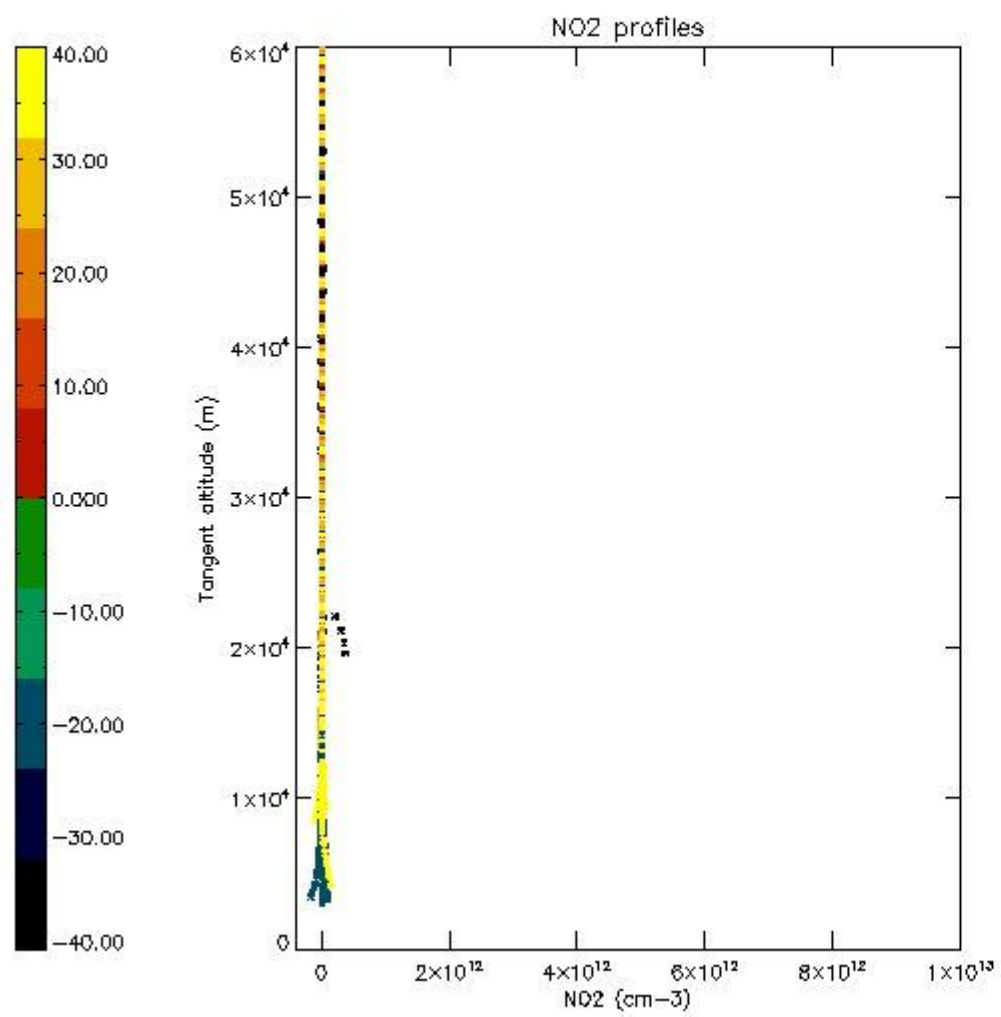
The colorbar represents the latitude.





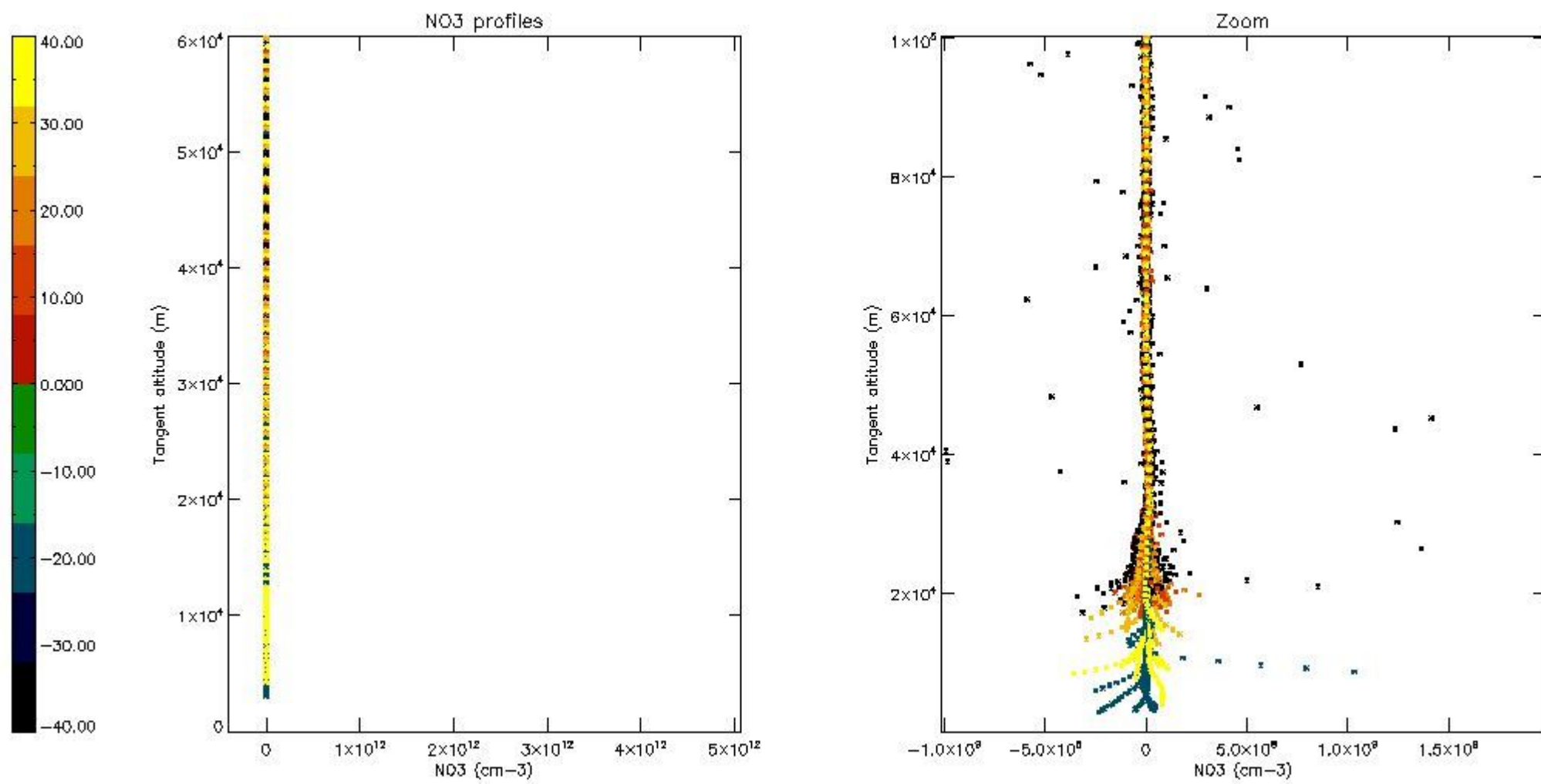
*5.6 Plot NO<sub>2</sub> profiles for all STD (dark without errors)*

The colorbar represents the latitude.



*5.7 Plot NO3 profiles for all STD (dark without errors)*

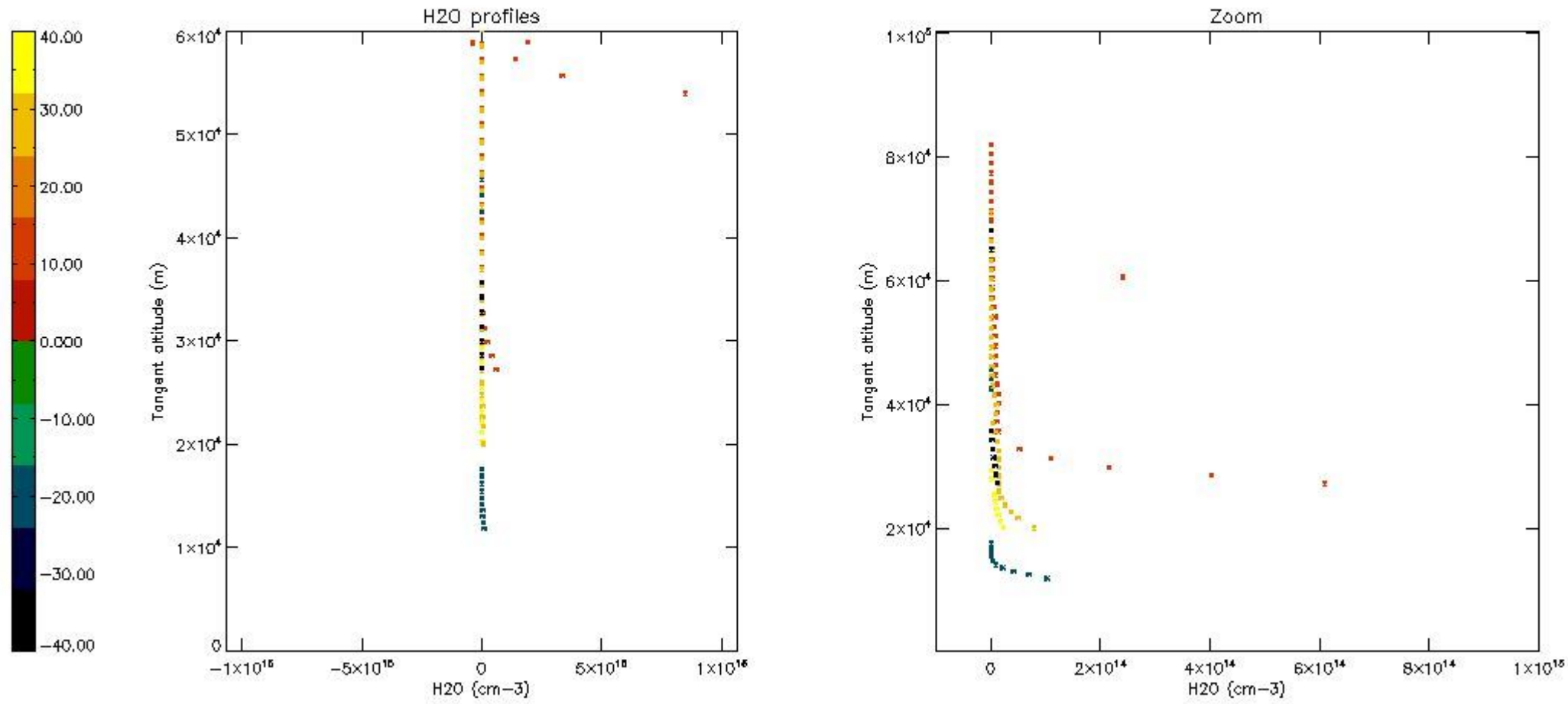
The colorbar represents the latitude.



5.8 Plot H<sub>2</sub>O profiles for all STD (only for occultations of stars 1,2,3,4,13,14,16,26,63 dark without errors)

The colorbar represents the latitude.





## 6. Auxiliary Data Files used for the production reported in section 2

The number reported in the third column indicates since which file (see list in section 2) the corresponding auxiliary file has been used. The fourth column is the date of those product files.

Type	Auxiliary Filename	Used since product	Used since product date
INST_PHYS_CHARACTERISTICS	GOM_INS_AXVIEC20091111_143220_20030716_120000_20500101_000000	1	17-JAN-2006 00:07:49
LEVEL-2_PROC_CONFIG	GOM_PR2_AXVIEC20091111_152718_20020301_000000_20500101_000000	1	17-JAN-2006 00:07:49
CROSS_SECTIONS_FILE	GOM_CRS_AXVIEC20091111_154832_20020301_000000_20500101_000000	1	17-JAN-2006 00:07:49

# GOMOS Level 2 Daily Report

## SUMMARY

### [1. General Info](#)

### [2. Summary of processed GOM\\_NL\\_2P products](#)

### [3. Level 2 Quality information per product](#)

#### [3.1 Plot of level 2 quality information per product \(time dependant\)](#)

#### [3.2 Plot of level 2 quality information per product \(world map\)](#)

### [4. Level 1 Quality information per product \(stored on level 2 products\)](#)

#### [4.1 Plot of level 1 quality information per product \(time dependant\)](#)

##### [4.1.1 Plot of level 1 quality information per product \(time dependant\): ASCENDING](#)

##### [4.1.2 Plot of level 1 quality information per product \(time dependant\): DESCENDING](#)

#### [4.2 Plot of level 1 quality information per product \(world map\)](#)

##### [4.2.1 Plot of level 1 quality information per product \(world map\): ASCENDING](#)

##### [4.2.2 Plot of level 1 quality information per product \(world map\): DESCENDING](#)

### [5. Ozone profiles based on quality statistics and other trace gas profiles](#)

#### [5.1 Ozone statistics based on quality of products](#)

#### [5.2 Plot ozone profiles for all STD \(dark without errors\)](#)

#### [5.3 Plot ozone profiles where STD < 20% \(dark without errors\)](#)

#### [5.4. Plot ozone profiles where STD < 10% \(dark without errors\)](#)

#### [5.5. Plot ozone profiles where STD < 5% \(dark without errors\)](#)

#### [5.6 Plot NO2 profiles for all STD \(dark without errors\)](#)

#### [5.7 Plot NO3 profiles for all STD \(dark without errors\)](#)

#### [5.8 Plot H2O profiles \(only for occultations of stars 1,2,3,4,13,14,16,26,63 dark without errors\) for all STD](#)

### [6. Auxiliary Data Files used for the production reported in section 2](#)

This report presents the daily analysis on parameters extracted from GOMOS level 2 data (GOM\_NL\_\_2P). It is intended to monitor some important parameters that will impact the quality of these products. A list of level 2 products (and content) that have arrived during the reporting day to the PCF is also given.

Item	Value
Time of report generation	22APR2013 14:33:32
Data source version	GOMOS/6.01
Start time of products	17-01-2006 (17JAN2006 00:00:00)
Stop time of products	18-01-2006 (18JAN2006 00:00:00)
Store outputs in DB	Yes
Nb of level 2 prods	382
Nb of prods with errors	0

## 2. Summary of processed GOM\_NL\_\_2P products.

Nr	Filename	UTC Start time	Limb	Duration	Star Id	Star Name	Star Mag	Star Temp	Nb Meas	Orbit	Prod. error
1	GOM_NL__2PRFIN20060117_000749_000000362044_00202_20296_7620.N1	17-JAN-2006 00:07:49	Bright	36.000	130	23Bet Dra	2.7990	5800.0	72	20296	No
2	GOM_NL__2PRFIN20060117_001059_000000372044_00202_20296_7621.N1	17-JAN-2006 00:10:59	Bright	37.000	5	3Alp Lyr	0.033000	11000.	74	20296	No
3	GOM_NL__2PRFIN20060117_001856_000000342044_00202_20296_7622.N1	17-JAN-2006 00:18:56	Bright	33.500	59	55Alp Oph	2.0800	8900.0	67	20296	No
4	GOM_NL__2PRFIN20060117_002103_000000332044_00202_20296_7623.N1	17-JAN-2006 00:21:03	Bright	33.000	126	60Bet Oph	2.7700	4250.0	66	20296	No
5	GOM_NL__2PRFIN20060117_002618_000000372044_00202_20296_7624.N1	17-JAN-2006 00:26:18	Bright	36.500	98	13Zet Oph	2.5710	30000.	73	20296	No
6	GOM_NL__2PRFIN20060117_003046_000000532044_00202_20296_7625.N1	17-JAN-2006 00:30:46	Twilight	53.000	16	21Alp Sco	1.0200	3000.0	106	20296	No
7	GOM_NL__2PRFIN20060117_003225_000000402044_00202_20296_7626.N1	17-JAN-2006 00:32:25	Twilight	39.500	75	26Eps Sco	2.2910	4250.0	79	20296	No
8	GOM_NL__2PRFIN20060117_003604_000000392044_00202_20296_7627.N1	17-JAN-2006 00:36:04	Dark	39.000	131	Gam Lup	2.8000	26000.	78	20296	No
9	GOM_NL__2PRFIN20060117_004153_000000542044_00203_20297_7600.N1	17-JAN-2006 00:41:53	Dark	53.500	4	Alp1Cen	-0.010000	5800.0	107	20297	No
10	GOM_NL__2PRFIN20060117_004932_000000392044_00203_20297_7601.N1	17-JAN-2006 00:49:32	Dark	38.500	124	The Car	2.7640	30000.	77	20297	No
11	GOM_NL__2PRFIN20060117_005050_000000372044_00203_20297_7602.N1	17-JAN-2006 00:50:50	Dark	37.000	29	Bet Car	1.6720	10200.	74	20297	No
12	GOM_NL__2PRFIN20060117_005248_000000392044_00203_20297_7603.N1	17-JAN-2006 00:52:48	Dark	39.000	71	lot Car	2.2460	7700.0	78	20297	No
13	GOM_NL__2PRFIN20060117_005440_000000402044_00203_20297_7604.N1	17-JAN-2006 00:54:40	Dark	40.000	46	Del Vel	1.9540	10600.	80	20297	No
14	GOM_NL__2PRFIN20060117_005734_000000442044_00203_20297_7605.N1	17-JAN-2006 00:57:34	Dark	43.500	2	Alp Car	-0.73600	7000.0	87	20297	No
15	GOM_NL__2PRFIN20060117_010108_000000432044_00203_20297_7606.N1	17-JAN-2006 01:01:08	Straylight	42.500	117	Pi Pup	2.7060	3800.0	85	20297	No
16	GOM_NL__2PRFIN20060117_010340_000000412044_00203_20297_7607.N1	17-JAN-2006 01:03:40	Straylight	41.000	23	21Eps CMa	1.5020	26000.	82	20297	No
17	GOM_NL__2PRFIN20060117_010505_000000402044_00203_20297_7608.N1	17-JAN-2006 01:05:05	Straylight	39.500	179	24Omi2CMa	3.0320	24000.	79	20297	No
18	GOM_NL__2PRFIN20060117_010718_000000472044_00203_20297_7609.N1	17-JAN-2006 01:07:18	Straylight	46.500	1	9Alp CMa	-1.4400	11000.	93	20297	No
19	GOM_NL__2PRFIN20060117_010948_000000412044_00203_20297_7610.N1	17-JAN-2006 01:09:48	Straylight	40.500	56	53Kap Ori	2.0650	30000.	81	20297	No
20	GOM_NL__2PRFIN20060117_011058_000000382044_00203_20297_7611.N1	17-JAN-2006 01:10:58	Twilight	38.000	125	44lot Ori	2.7700	30000.	76	20297	No
21	GOM_NL__2PRFIN20060117_011216_000000382044_00203_20297_7612.N1	17-JAN-2006 01:12:16	Twilight	38.000	30	46Eps Ori	1.6940	30000.	76	20297	No
22	GOM_NL__2PRFIN20060117_011428_000000502044_00203_20297_7613.N1	17-JAN-2006 01:14:28	Twilight	49.500	14	58Alp Ori	0.87000	3000.0	99	20297	No
23	GOM_NL__2PRFIN20060117_011653_000000342044_00203_20297_7614.N1	17-JAN-2006 01:16:53	Bright	34.000	44	24Gam Gem	1.9280	11000.	68	20297	No
24	GOM_NL__2PRFIN20060117_011825_000000352044_00203_20297_7615.N1	17-JAN-2006 01:18:25	Bright	34.500	176	23Zet Tau	3.0200	22000.	69	20297	No
25	GOM_NL__2PRFIN20060117_012034_000000372044_00203_20297_7616.N1	17-JAN-2006 01:20:34	Bright	37.000	28	12Bet Tau	1.6500	15200.	74	20297	No
26	GOM_NL__2PRFIN20060117_012212_000000372044_00203_20297_7617.N1	17-JAN-2006 01:22:12	Bright	37.000	114	3lot Aur	2.6930	4600.0	74	20297	No
27	GOM_NL__2PRFIN20060117_012457_000000372044_00203_20297_7618.N1	17-JAN-2006 01:24:57	Bright	37.000	42	34Bet Aur	1.9000	10200.	74	20297	No
28	GOM_NL__2PRFIN20060117_013731_000000352044_00203_20297_7619.N1	17-JAN-2006 01:37:31	Bright	35.000	49	1Alp UMi	1.9900	6300.0	70	20297	No
29	GOM_NL__2PRFIN20060117_014825_000000342044_00203_20297_7620.N1	17-JAN-2006 01:48:25	Bright	34.000	130	23Bet Dra	2.7990	5800.0	68	20297	No
30	GOM_NL__2PRFIN20060117_015135_000000332044_00203_20297_7621.N1	17-JAN-2006 01:51:35	Bright	33.000	5	3Alp Lyr	0.033000	11000.	66	20297	No
31	GOM_NL__2PRFIN20060117_015932_000000342044_00203_20297_7622.N1	17-JAN-2006 01:59:32	Bright	33.500	59	55Alp Oph	2.0800	8900.0	67	20297	No
32	GOM_NL__2PRFIN20060117_020139_000000332044_00203_20297_7623.N1	17-JAN-2006 02:01:39	Bright	32.500	126	60Bet Oph	2.7700	4250.0	65	20297	No
33	GOM_NL__2PRFIN20060117_020654_000000362044_00203_20297_7624.N1	17-JAN-2006 02:06:54	Bright	36.000	98	13Zet Oph	2.5710	30000.	72	20297	No
34	GOM_NL__2PRFIN20060117_021122_000000462044_00203_20297_7625.N1	17-JAN-2006 02:11:22	Twilight	46.000	16	21Alp Sco	1.0200	3000.0	92	20297	No
35	GOM_NL__2PRFIN20060117_021301_000000382044_00203_20297_7626.N1	17-JAN-2006 02:13:01	Twilight	38.000	75	26Eps Sco	2.2910	4250.0	76	20297	No
36	GOM_NL__2PRFIN20060117_021641_000000382044_00203_20297_7627.N1	17-JAN-2006 02:16:41	Dark	38.000	131	Gam Lup	2.8000	26000.	76	20297	No
37	GOM_NL__2PRFIN20060117_022230_000000442044_00204_20298_7620.N1	17-JAN-2006 02:22:30	Dark	43.500	4	Alp1Cen	-0.010000	5800.0	87	20298	No
38	GOM_NL__2PRFIN20060117_023008_000000382044_00204_20298_7621.N1	17-JAN-2006 02:30:08	Dark	38.000	124	The Car	2.7640	30000.	76	20298	No
39	GOM_NL__2PRFIN20060117_023126_000000372044_00204_20298_7622.N1	17-JAN-2006 02:31:26	Dark	37.000	29	Bet Car	1.6720	10200.	74	20298	No
40	GOM_NL__2PRFIN20060117_023325_000000412044_00204_20298_7623.N1	17-JAN-2006 02:33:25	Dark	40.500	71	lot Car	2.2460	7700.0	81	20298	No
41	GOM_NL__2PRFIN20060117_023516_000000402044_00204_20298_7624.N1	17-JAN-2006 02:35:16	Dark	39.500	46	Del Vel	1.9540	10600.	79	20298	No
42	GOM_NL__2PRFIN20060117_023810_000000442044_00204_20298_7625.N1	17-JAN-2006 02:38:10	Dark	44.000	2	Alp Car	-0.73600	7000.0	88	20298	No

43	GOM_NL__2PRFIN20060117_024144_000000432044_00204_20298_7626.N1	17-JAN-2006 02:41:44	Straylight	42.500	117	Pi Pup	2.7060	3800.0	85	20298	No
44	GOM_NL__2PRFIN20060117_024417_000000432044_00204_20298_7627.N1	17-JAN-2006 02:44:17	Straylight	42.500	23	21Eps CMa	1.5020	26000.	85	20298	No
45	GOM_NL__2PRFIN20060117_024541_000000402044_00204_20298_7628.N1	17-JAN-2006 02:45:41	Straylight	39.500	179	24Omi2CMa	3.0320	24000.	79	20298	No
46	GOM_NL__2PRFIN20060117_024754_000000472044_00204_20298_7629.N1	17-JAN-2006 02:47:54	Straylight	46.500	1	9Alp CMa	-1.4400	11000.	93	20298	No
47	GOM_NL__2PRFIN20060117_025024_000000392044_00204_20298_7630.N1	17-JAN-2006 02:50:24	Straylight	38.500	56	53Kap Ori	2.0650	30000.	77	20298	No
48	GOM_NL__2PRFIN20060117_025134_000000382044_00204_20298_7631.N1	17-JAN-2006 02:51:34	Twi_and_stray	37.500	125	44lot Ori	2.7700	30000.	75	20298	No
49	GOM_NL__2PRFIN20060117_025252_000000422044_00204_20298_7632.N1	17-JAN-2006 02:52:52	Twi_and_stray	41.500	30	46Eps Ori	1.6940	30000.	83	20298	No
50	GOM_NL__2PRFIN20060117_025504_000000522044_00204_20298_7633.N1	17-JAN-2006 02:55:04	Twi_and_stray	52.000	14	58Alp Ori	0.87000	3000.0	104	20298	No
51	GOM_NL__2PRFIN20060117_025729_000000462044_00204_20298_7634.N1	17-JAN-2006 02:57:29	Bright	45.500	44	24Gam Gem	1.9280	11000.	91	20298	No
52	GOM_NL__2PRFIN20060117_025901_000000352044_00204_20298_7635.N1	17-JAN-2006 02:59:01	Bright	35.000	176	23Zet Tau	3.0200	22000.	70	20298	No
53	GOM_NL__2PRFIN20060117_030110_000000372044_00204_20298_7636.N1	17-JAN-2006 03:01:10	Bright	37.000	28	12Bet Tau	1.6500	15200.	74	20298	No
54	GOM_NL__2PRFIN20060117_030248_000000392044_00204_20298_7637.N1	17-JAN-2006 03:02:48	Bright	38.500	114	3lot Aur	2.6930	4600.0	77	20298	No
55	GOM_NL__2PRFIN20060117_030533_000000362044_00204_20298_7638.N1	17-JAN-2006 03:05:33	Bright	36.000	42	34Bet Aur	1.9000	10200.	72	20298	No
56	GOM_NL__2PRFIN20060117_031807_000000322044_00204_20298_7639.N1	17-JAN-2006 03:18:07	Bright	32.000	49	1Alp UMi	1.9900	6300.0	64	20298	No
57	GOM_NL__2PRFIN20060117_032901_000000522044_00204_20298_7640.N1	17-JAN-2006 03:29:01	Bright	52.000	130	23Bet Dra	2.7990	5800.0	104	20298	No
58	GOM_NL__2PRFIN20060117_033211_000000342044_00204_20298_7641.N1	17-JAN-2006 03:32:11	Bright	33.500	5	3Alp Lyr	0.033000	11000.	67	20298	No
59	GOM_NL__2PRFIN20060117_034008_000000332044_00204_20298_7642.N1	17-JAN-2006 03:40:08	Bright	33.000	59	55Alp Oph	2.0800	8900.0	66	20298	No
60	GOM_NL__2PRFIN20060117_034216_000000332044_00204_20298_7643.N1	17-JAN-2006 03:42:16	Bright	33.000	126	60Bet Oph	2.7700	4250.0	66	20298	No
61	GOM_NL__2PRFIN20060117_034731_000000372044_00204_20298_7644.N1	17-JAN-2006 03:47:31	Bright	36.500	98	13Zet Oph	2.5710	30000.	73	20298	No
62	GOM_NL__2PRFIN20060117_035054_000000422044_00204_20298_7645.N1	17-JAN-2006 03:50:54	Twi_and_stray	41.500	97	8Bet1Sco	2.5610	30000.	83	20298	No
63	GOM_NL__2PRFIN20060117_035159_000000452044_00204_20298_7646.N1	17-JAN-2006 03:51:59	Twi_and_stray	45.000	16	21Alp Sco	1.0200	3000.0	90	20298	No
64	GOM_NL__2PRFIN20060117_035337_000000412044_00204_20298_7647.N1	17-JAN-2006 03:53:37	Twilight	41.000	75	26Eps Sco	2.2910	4250.0	82	20298	No
65	GOM_NL__2PRFIN20060117_035717_000000382044_00204_20298_7648.N1	17-JAN-2006 03:57:17	Dark	37.500	131	Gam Lup	2.8000	26000.	75	20298	No
66	GOM_NL__2PRFIN20060117_040306_000000502044_00205_20299_7620.N1	17-JAN-2006 04:03:06	Dark	49.500	4	Alp1Cen	-0.010000	5800.0	99	20299	No
67	GOM_NL__2PRFIN20060117_041045_000000372044_00205_20299_7621.N1	17-JAN-2006 04:10:45	Dark	37.000	124	The Car	2.7640	30000.	74	20299	No
68	GOM_NL__2PRFIN20060117_041203_000000382044_00205_20299_7622.N1	17-JAN-2006 04:12:03	Dark	38.000	29	Bet Car	1.6720	10200.	76	20299	No
69	GOM_NL__2PRFIN20060117_041401_000000402044_00205_20299_7623.N1	17-JAN-2006 04:14:01	Dark	39.500	71	lot Car	2.2460	7700.0	79	20299	No
70	GOM_NL__2PRFIN20060117_041553_000000442044_00205_20299_7624.N1	17-JAN-2006 04:15:53	Dark	43.500	46	Del Vel	1.9540	10600.	87	20299	No
71	GOM_NL__2PRFIN20060117_041846_000000472044_00205_20299_7625.N1	17-JAN-2006 04:18:46	Dark	46.500	2	Alp Car	-0.73600	7000.0	93	20299	No
72	GOM_NL__2PRFIN20060117_042221_000000432044_00205_20299_7626.N1	17-JAN-2006 04:22:21	Straylight	43.000	117	Pi Pup	2.7060	3800.0	86	20299	No
73	GOM_NL__2PRFIN20060117_042453_000000432044_00205_20299_7627.N1	17-JAN-2006 04:24:53	Straylight	43.000	23	21Eps CMa	1.5020	26000.	86	20299	No
74	GOM_NL__2PRFIN20060117_042618_000000402044_00205_20299_7628.N1	17-JAN-2006 04:26:18	Straylight	40.000	179	24Omi2CMa	3.0320	24000.	80	20299	No
75	GOM_NL__2PRFIN20060117_042830_000000492044_00205_20299_7629.N1	17-JAN-2006 04:28:30	Straylight	48.500	1	9Alp CMa	-1.4400	11000.	97	20299	No
76	GOM_NL__2PRFIN20060117_043100_000000392044_00205_20299_7630.N1	17-JAN-2006 04:31:00	Straylight	39.000	56	53Kap Ori	2.0650	30000.	78	20299	No
77	GOM_NL__2PRFIN20060117_043211_000000402044_00205_20299_7631.N1	17-JAN-2006 04:32:11	Twi_and_stray	39.500	125	44lot Ori	2.7700	30000.	79	20299	No
78	GOM_NL__2PRFIN20060117_043328_000000422044_00205_20299_7632.N1	17-JAN-2006 04:33:28	Twi_and_stray	42.000	30	46Eps Ori	1.6940	30000.	84	20299	No
79	GOM_NL__2PRFIN20060117_043540_000000522044_00205_20299_7633.N1	17-JAN-2006 04:35:40	Twi_and_stray	52.000	14	58Alp Ori	0.87000	3000.0	104	20299	No
80	GOM_NL__2PRFIN20060117_043806_000000462044_00205_20299_7634.N1	17-JAN-2006 04:38:06	Bright	46.000	44	24Gam Gem	1.9280	11000.	92	20299	No
81	GOM_NL__2PRFIN20060117_043937_000000342044_00205_20299_7635.N1	17-JAN-2006 04:39:37	Bright	34.000	176	23Zet Tau	3.0200	22000.	68	20299	No
82	GOM_NL__2PRFIN20060117_044147_000000382044_00205_20299_7636.N1	17-JAN-2006 04:41:47	Bright	37.500	28	12Bet Tau	1.6500	15200.	75	20299	No
83	GOM_NL__2PRFIN20060117_044324_000000372044_00205_20299_7637.N1	17-JAN-2006 04:43:24	Bright	37.000	114	3lot Aur	2.6930	4600.0	74	20299	No
84	GOM_NL__2PRFIN20060117_044610_000000352044_00205_20299_7638.N1	17-JAN-2006 04:46:10	Bright	35.000	42	34Bet Aur	1.9000	10200.	70	20299	No
85	GOM_NL__2PRFIN20060117_045843_000000362044_00205_20299_7639.N1	17-JAN-2006 04:58:43	Bright	35.500	49	1Alp UMi	1.9900	6300.0	71	20299	No
86	GOM_NL__2PRFIN20060117_050937_000000382044_00205_20299_7640.N1	17-JAN-2006 05:09:37	Bright	37.500	130	23Bet Dra	2.7990	5800.0	75	20299	No
87	GOM_NL__2PRFIN20060117_051247_000000342044_00205_20299_7641.N1	17-JAN-2006 05:12:47	Bright	34.000	5	3Alp Lyr	0.033000	11000.	68	20299	No
88	GOM_NL__2PRFIN20060117_052045_000000332044_00205_20299_7642.N1	17-JAN-2006 05:20:45	Bright	33.000	59	55Alp Oph	2.0800	8900.0	66	20299	No
89	GOM_NL__2PRFIN20060117_052252_000000332044_00205_20299_7643.N1	17-JAN-2006 05:22:52	Bright	33.000	126	60Bet Oph	2.7700	4250.0	66	20299	No
90	GOM_NL__2PRFIN20060117_052807_000000372044_00205_20299_7644.N1	17-JAN-2006 05:28:07	Bright	36.500	98	13Zet Oph	2.5710	30000.	73	20299	No
91	GOM_NL__2PRFIN20060117_053130_000000422044_00205_20299_7645.N1	17-JAN-2006 05:31:30	Twi_and_stray	42.000	97	8Bet1Sco	2.5610	30000.	84	20299	No
92	GOM_NL__2PRFIN20060117_053235_000000492044_00205_20299_7646.N1	17-JAN-2006 05:32:35	Twi_and_stray	48.500	16	21Alp Sco	1.0200	3000.0	97	20299	No
93	GOM_NL__2PRFIN20060117_053414_000000442044_00205_20299_7647.N1	17-JAN-2006 05:34:14	Twilight	44.000	75	26Eps Sco	2.2910	4250.0	88	20299	No
94	GOM_NL__2PRFIN20060117_053754_000000382044_00205_20299_7648.N1	17-JAN-2006 05:37:54	Dark	38.000	131	Gam Lup	2.8000	26000.	76	20299	No
95	GOM_NL__2PRFIN20060117_054343_000000542044_00206_20300_7621.N1	17-JAN-2006 05:43:43	Dark	54.000	4	Alp1Cen	-0.010000	5800.0	108	20300	No
96	GOM_NL__2PRFIN20060117_055121_000000392044_00206_20300_7622.N1	17-JAN-2006 05:51:21	Dark	38.500	124	The Car	2.7640	30000.	77	20300	No
97	GOM_NL__2PRFIN20060117_055239_000000382044_00206_20300_7623.N1	17-JAN-2006 05:52:39	Dark	38.000	29	Bet Car	1.6720	10200.	76	20300	No
98	GOM_NL__2PRFIN20060117_055438_000000402044_00206_20300_7624.N1	17-JAN-2006 05:54:38	Dark	39.500	71	lot Car	2.2460	7700.0	79	20300	No
99	GOM_NL__2PRFIN20060117_055629_000000412044_00206_20300_7625.N1	17-JAN-2006 05:56:29	Dark	41.000	46	Del Vel	1.9540	10600.	82	20300	No
100	GOM_NL__2PRFIN20060117_055922_000000432044_00206_20300_7626.N1	17-JAN-2006 05:59:22	Dark	42.500	2	Alp Car	-0.73600	7000.0	85	20300	No
101	GOM_NL__2PRFIN20060117_060257_000000412044_00206_20300_7627.N1	17-JAN-2006 06:02:57	Straylight	41.000	117	Pi Pup	2.7060	3800.0	82	20300	No



102	GOM_NL__2PRFIN20060117_060529_000000442044_00206_20300_7628.N1	17-JAN-2006 06:05:29	Straylight	43.500	23	21Eps CMa	1.5020	26000.	87	20300	No
103	GOM_NL__2PRFIN20060117_060654_000000392044_00206_20300_7629.N1	17-JAN-2006 06:06:54	Straylight	38.500	179	24Omi2CMa	3.0320	24000.	77	20300	No
104	GOM_NL__2PRFIN20060117_060906_000000462044_00206_20300_7630.N1	17-JAN-2006 06:09:06	Straylight	45.500	1	9Alp CMa	-1.4400	11000.	91	20300	No
105	GOM_NL__2PRFIN20060117_061136_000000402044_00206_20300_7631.N1	17-JAN-2006 06:11:36	Straylight	40.000	56	53Kap Ori	2.0650	30000.	80	20300	No
106	GOM_NL__2PRFIN20060117_061247_000000382044_00206_20300_7632.N1	17-JAN-2006 06:12:47	Twi_and_stray	37.500	125	44lot Ori	2.7700	30000.	75	20300	No
107	GOM_NL__2PRFIN20060117_061404_000000422044_00206_20300_7633.N1	17-JAN-2006 06:14:04	Twi_and_stray	41.500	30	46Eps Ori	1.6940	30000.	83	20300	No
108	GOM_NL__2PRFIN20060117_061616_000000522044_00206_20300_7634.N1	17-JAN-2006 06:16:16	Twi_and_stray	51.500	14	58Alp Ori	0.87000	3000.0	103	20300	No
109	GOM_NL__2PRFIN20060117_061841_000000452044_00206_20300_7635.N1	17-JAN-2006 06:18:41	Bright	44.500	44	24Gam Gem	1.9280	11000.	89	20300	No
110	GOM_NL__2PRFIN20060117_062025_000000412044_00206_20300_7636.N1	17-JAN-2006 06:20:25	Bright	41.000	151	13Mu Gem	2.8900	3000.0	82	20300	No
111	GOM_NL__2PRFIN20060117_062223_000000372044_00206_20300_7637.N1	17-JAN-2006 06:22:23	Bright	36.500	28	12Bet Tau	1.6500	15200.	73	20300	No
112	GOM_NL__2PRFIN20060117_062401_000000372044_00206_20300_7638.N1	17-JAN-2006 06:24:01	Bright	37.000	114	3lot Aur	2.6930	4600.0	74	20300	No
113	GOM_NL__2PRFIN20060117_062646_000000362044_00206_20300_7639.N1	17-JAN-2006 06:26:46	Bright	35.500	42	34Bet Aur	1.9000	10200.	71	20300	No
114	GOM_NL__2PRFIN20060117_063919_000000362044_00206_20300_7640.N1	17-JAN-2006 06:39:19	Bright	35.500	49	1Alp UMi	1.9900	6300.0	71	20300	No
115	GOM_NL__2PRFIN20060117_065013_000000362044_00206_20300_7641.N1	17-JAN-2006 06:50:13	Bright	36.000	130	23Bet Dra	2.7990	5800.0	72	20300	No
116	GOM_NL__2PRFIN20060117_065323_000000352044_00206_20300_7642.N1	17-JAN-2006 06:53:23	Bright	34.500	5	3Alp Lyr	0.033000	11000.	69	20300	No
117	GOM_NL__2PRFIN20060117_070121_000000342044_00206_20300_7643.N1	17-JAN-2006 07:01:21	Bright	33.500	59	55Alp Oph	2.0800	8900.0	67	20300	No
118	GOM_NL__2PRFIN20060117_070328_000000332044_00206_20300_7644.N1	17-JAN-2006 07:03:28	Bright	33.000	126	60Bet Oph	2.7700	4250.0	66	20300	No
119	GOM_NL__2PRFIN20060117_070843_000000402044_00206_20300_7645.N1	17-JAN-2006 07:08:43	Bright	39.500	98	13Zet Oph	2.5710	30000.	79	20300	No
120	GOM_NL__2PRFIN20060117_071207_000000272044_00206_20300_7646.N1	17-JAN-2006 07:12:07	Twi_and_stray	27.000	97	8Bet1Sco	2.5610	30000.	54	20300	No
121	GOM_NL__2PRFIN20060117_071311_000000532044_00206_20300_7647.N1	17-JAN-2006 07:13:11	Twi_and_stray	53.000	16	21Alp Sco	1.0200	3000.0	106	20300	No
122	GOM_NL__2PRFIN20060117_071450_000000412044_00206_20300_7648.N1	17-JAN-2006 07:14:50	Twilight	40.500	75	26Eps Sco	2.2910	4250.0	81	20300	No
123	GOM_NL__2PRFIN20060117_071830_000000392044_00206_20300_7649.N1	17-JAN-2006 07:18:30	Dark	38.500	131	Gam Lup	2.8000	26000.	77	20300	No
124	GOM_NL__2PRFIN20060117_072419_000000542044_00207_20301_7622.N1	17-JAN-2006 07:24:19	Dark	53.500	4	Alp1Cen	-0.010000	5800.0	107	20301	No
125	GOM_NL__2PRFIN20060117_073158_000000382044_00207_20301_7623.N1	17-JAN-2006 07:31:58	Dark	37.500	124	The Car	2.7640	30000.	75	20301	No
126	GOM_NL__2PRFIN20060117_073315_000000382044_00207_20301_7624.N1	17-JAN-2006 07:33:15	Dark	37.500	29	Bet Car	1.6720	10200.	75	20301	No
127	GOM_NL__2PRFIN20060117_073514_000000402044_00207_20301_7625.N1	17-JAN-2006 07:35:14	Dark	40.000	71	lot Car	2.2460	7700.0	80	20301	No
128	GOM_NL__2PRFIN20060117_073705_000000382044_00207_20301_7626.N1	17-JAN-2006 07:37:05	Dark	38.000	46	Del Vel	1.9540	10600.	76	20301	No
129	GOM_NL__2PRFIN20060117_073958_000000452044_00207_20301_7627.N1	17-JAN-2006 07:39:58	Dark	45.000	2	Alp Car	-0.73600	7000.0	90	20301	No
130	GOM_NL__2PRFIN20060117_074333_000000442044_00207_20301_7628.N1	17-JAN-2006 07:43:33	Straylight	43.500	117	Pi Pup	2.7060	3800.0	87	20301	No
131	GOM_NL__2PRFIN20060117_074605_000000392044_00207_20301_7629.N1	17-JAN-2006 07:46:05	Straylight	39.000	23	21Eps CMa	1.5020	26000.	78	20301	No
132	GOM_NL__2PRFIN20060117_074730_000000412044_00207_20301_7630.N1	17-JAN-2006 07:47:30	Straylight	41.000	179	24Omi2CMa	3.0320	24000.	82	20301	No
133	GOM_NL__2PRFIN20060117_074942_000000452044_00207_20301_7631.N1	17-JAN-2006 07:49:42	Straylight	44.500	1	9Alp CMa	-1.4400	11000.	89	20301	No
134	GOM_NL__2PRFIN20060117_075213_000000402044_00207_20301_7632.N1	17-JAN-2006 07:52:13	Straylight	40.000	56	53Kap Ori	2.0650	30000.	80	20301	No
135	GOM_NL__2PRFIN20060117_075323_000000392044_00207_20301_7633.N1	17-JAN-2006 07:53:23	Twi_and_stray	39.000	125	44lot Ori	2.7700	30000.	78	20301	No
136	GOM_NL__2PRFIN20060117_075441_000000422044_00207_20301_7634.N1	17-JAN-2006 07:54:41	Twi_and_stray	41.500	30	46Eps Ori	1.6940	30000.	83	20301	No
137	GOM_NL__2PRFIN20060117_075652_000000442044_00207_20301_7635.N1	17-JAN-2006 07:56:52	Twi_and_stray	43.500	14	58Alp Ori	0.87000	3000.0	87	20301	No
138	GOM_NL__2PRFIN20060117_075917_000000412044_00207_20301_7636.N1	17-JAN-2006 07:59:17	Bright	41.000	44	24Gam Gem	1.9280	11000.	82	20301	No
139	GOM_NL__2PRFIN20060117_080101_000000402044_00207_20301_7637.N1	17-JAN-2006 08:01:01	Bright	40.000	151	13Mu Gem	2.8900	3000.0	80	20301	No
140	GOM_NL__2PRFIN20060117_080259_000000372044_00207_20301_7638.N1	17-JAN-2006 08:02:59	Bright	36.500	28	12Bet Tau	1.6500	15200.	73	20301	No
141	GOM_NL__2PRFIN20060117_080437_000000392044_00207_20301_7639.N1	17-JAN-2006 08:04:37	Bright	38.500	114	3lot Aur	2.6930	4600.0	77	20301	No
142	GOM_NL__2PRFIN20060117_080721_000000362044_00207_20301_7640.N1	17-JAN-2006 08:07:21	Bright	36.000	42	34Bet Aur	1.9000	10200.	72	20301	No
143	GOM_NL__2PRFIN20060117_081955_000000372044_00207_20301_7641.N1	17-JAN-2006 08:19:55	Bright	36.500	49	1Alp UMi	1.9900	6300.0	73	20301	No
144	GOM_NL__2PRFIN20060117_083049_000000362044_00207_20301_7642.N1	17-JAN-2006 08:30:49	Bright	36.000	130	23Bet Dra	2.7990	5800.0	72	20301	No
145	GOM_NL__2PRFIN20060117_083359_000000362044_00207_20301_7643.N1	17-JAN-2006 08:33:59	Bright	36.000	5	3Alp Lyr	0.033000	11000.	72	20301	No
146	GOM_NL__2PRFIN20060117_084157_000000342044_00207_20301_7644.N1	17-JAN-2006 08:41:57	Bright	33.500	59	55Alp Oph	2.0800	8900.0	67	20301	No
147	GOM_NL__2PRFIN20060117_084404_000000332044_00207_20301_7645.N1	17-JAN-2006 08:44:04	Bright	33.000	126	60Bet Oph	2.7700	4250.0	66	20301	No
148	GOM_NL__2PRFIN20060117_084920_000000412044_00207_20301_7646.N1	17-JAN-2006 08:49:20	Bright	41.000	98	13Zet Oph	2.5710	30000.	82	20301	No
149	GOM_NL__2PRFIN20060117_085243_000000272044_00207_20301_7647.N1	17-JAN-2006 08:52:43	Twi_and_stray	27.000	97	8Bet1Sco	2.5610	30000.	54	20301	No
150	GOM_NL__2PRFIN20060117_085348_000000442044_00207_20301_7648.N1	17-JAN-2006 08:53:48	Twi_and_stray	44.000	16	21Alp Sco	1.0200	3000.0	88	20301	No
151	GOM_NL__2PRFIN20060117_085526_000000432044_00207_20301_7649.N1	17-JAN-2006 08:55:26	Twilight	43.000	75	26Eps Sco	2.2910	4250.0	86	20301	No
152	GOM_NL__2PRFIN20060117_085907_000000392044_00207_20301_7650.N1	17-JAN-2006 08:59:07	Dark	38.500	131	Gam Lup	2.8000	26000.	77	20301	No
153	GOM_NL__2PRFIN20060117_090455_000000422044_00208_20302_7623.N1	17-JAN-2006 09:04:55	Dark	42.000	4	Alp1Cen	-0.010000	5800.0	84	20302	No
154	GOM_NL__2PRFIN20060117_091352_000000382044_00208_20302_7624.N1	17-JAN-2006 09:13:52	Dark	37.500	29	Bet Car	1.6720	10200.	75	20302	No
155	GOM_NL__2PRFIN20060117_091550_000000372044_00208_20302_7625.N1	17-JAN-2006 09:15:50	Dark	37.000	71	lot Car	2.2460	7700.0	74	20302	No
156	GOM_NL__2PRFIN20060117_091742_000000402044_00208_20302_7626.N1	17-JAN-2006 09:17:42	Dark	39.500	46	Del Vel	1.9540	10600.	79	20302	No
157	GOM_NL__2PRFIN20060117_092034_000000452044_00208_20302_7627.N1	17-JAN-2006 09:20:34	Dark	45.000	2	Alp Car	-0.73600	7000.0	90	20302	No
158	GOM_NL__2PRFIN20060117_092409_000000442044_00208_20302_7628.N1	17-JAN-2006 09:24:09	Straylight	43.500	117	Pi Pup	2.7060	3800.0	87	20302	No
159	GOM_NL__2PRFIN20060117_092641_000000422044_00208_20302_7629.N1	17-JAN-2006 09:26:41	Straylight	41.500	23	21Eps CMa	1.5020	26000.	83	20302	No
160	GOM_NL__2PRFIN20060117_092806_000000382044_00208_20302_7630.N1	17-JAN-2006 09:28:06	Straylight	38.000	179	24Omi2CMa	3.0320	24000.	76	20302	No

161	GOM_NL__2PRFIN20060117_093018_000000452044_00208_20302_7631.N1	17-JAN-2006 09:30:18	Straylight	44.500	1	9Alp CMa	-1.4400	11000.	89	20302	No
162	GOM_NL__2PRFIN20060117_093249_000000412044_00208_20302_7632.N1	17-JAN-2006 09:32:49	Straylight	41.000	56	53Kap Ori	2.0650	30000.	82	20302	No
163	GOM_NL__2PRFIN20060117_093359_000000382044_00208_20302_7633.N1	17-JAN-2006 09:33:59	Tw_i_and_stray	37.500	125	44lot Ori	2.7700	30000.	75	20302	No
164	GOM_NL__2PRFIN20060117_093517_000000412044_00208_20302_7634.N1	17-JAN-2006 09:35:17	Tw_i_and_stray	40.500	30	46Eps Ori	1.6940	30000.	81	20302	No
165	GOM_NL__2PRFIN20060117_093728_000000442044_00208_20302_7635.N1	17-JAN-2006 09:37:28	Tw_i_and_stray	43.500	14	58Alp Ori	0.87000	3000.0	87	20302	No
166	GOM_NL__2PRFIN20060117_093953_000000452044_00208_20302_7636.N1	17-JAN-2006 09:39:53	Bright	44.500	44	24Gam Gem	1.9280	11000.	89	20302	No
167	GOM_NL__2PRFIN20060117_094137_000000402044_00208_20302_7637.N1	17-JAN-2006 09:41:37	Bright	40.000	151	13Mu Gem	2.8900	3000.0	80	20302	No
168	GOM_NL__2PRFIN20060117_094335_000000372044_00208_20302_7638.N1	17-JAN-2006 09:43:35	Bright	36.500	28	12Bet Tau	1.6500	15200.	73	20302	No
169	GOM_NL__2PRFIN20060117_094513_000000382044_00208_20302_7639.N1	17-JAN-2006 09:45:13	Bright	38.000	114	3lot Aur	2.6930	4600.0	76	20302	No
170	GOM_NL__2PRFIN20060117_094757_000000362044_00208_20302_7640.N1	17-JAN-2006 09:47:57	Bright	35.500	42	34Bet Aur	1.9000	10200.	71	20302	No
171	GOM_NL__2PRFIN20060117_100031_000000342044_00208_20302_7641.N1	17-JAN-2006 10:00:31	Bright	34.000	49	1Alp UMi	1.9900	6300.0	68	20302	No
172	GOM_NL__2PRFIN20060117_101125_000000362044_00208_20302_7642.N1	17-JAN-2006 10:11:25	Bright	36.000	130	23Bet Dra	2.7990	5800.0	72	20302	No
173	GOM_NL__2PRFIN20060117_101435_000000332044_00208_20302_7643.N1	17-JAN-2006 10:14:35	Bright	33.000	5	3Alp Lyr	0.033000	11000.	66	20302	No
174	GOM_NL__2PRFIN20060117_102233_000000342044_00208_20302_7644.N1	17-JAN-2006 10:22:33	Bright	33.500	59	55Alp Oph	2.0800	8900.0	67	20302	No
175	GOM_NL__2PRFIN20060117_102440_000000332044_00208_20302_7645.N1	17-JAN-2006 10:24:40	Bright	33.000	126	60Bet Oph	2.7700	4250.0	66	20302	No
176	GOM_NL__2PRFIN20060117_102956_000000542044_00208_20302_7646.N1	17-JAN-2006 10:29:56	Bright	54.000	98	13Zet Oph	2.5710	30000.	108	20302	No
177	GOM_NL__2PRFIN20060117_103320_000000122044_00208_20302_7647.N1	17-JAN-2006 10:33:20	Tw_i_and_stray	12.000	97	8Bet1Sco	2.5610	30000.	24	20302	No
178	GOM_NL__2PRFIN20060117_103424_000000472044_00208_20302_7648.N1	17-JAN-2006 10:34:24	Tw_i_and_stray	47.000	16	21Alp Sco	1.0200	3000.0	94	20302	No
179	GOM_NL__2PRFIN20060117_103602_000000422044_00208_20302_7649.N1	17-JAN-2006 10:36:02	Twilight	41.500	75	26Eps Sco	2.2910	4250.0	83	20302	No
180	GOM_NL__2PRFIN20060117_103944_000000392044_00208_20302_7650.N1	17-JAN-2006 10:39:44	Dark	39.000	131	Gam Lup	2.8000	26000.	78	20302	No
181	GOM_NL__2PRFIN20060117_104532_000000422044_00209_20303_7624.N1	17-JAN-2006 10:45:32	Dark	41.500	4	Alp1Cen	-0.010000	5800.0	83	20303	No
182	GOM_NL__2PRFIN20060117_105428_000000382044_00209_20303_7625.N1	17-JAN-2006 10:54:28	Dark	38.000	29	Bet Car	1.6720	10200.	76	20303	No
183	GOM_NL__2PRFIN20060117_105627_000000402044_00209_20303_7626.N1	17-JAN-2006 10:56:27	Dark	39.500	71	lot Car	2.2460	7700.0	79	20303	No
184	GOM_NL__2PRFIN20060117_105818_000000432044_00209_20303_7627.N1	17-JAN-2006 10:58:18	Dark	42.500	46	Del Vel	1.9540	10600.	85	20303	No
185	GOM_NL__2PRFIN20060117_110110_000000462044_00209_20303_7628.N1	17-JAN-2006 11:01:10	Dark	45.500	2	Alp Car	-0.73600	7000.0	91	20303	No
186	GOM_NL__2PRFIN20060117_110446_000000482044_00209_20303_7629.N1	17-JAN-2006 11:04:46	Straylight	47.500	117	Pi Pup	2.7060	3800.0	95	20303	No
187	GOM_NL__2PRFIN20060117_110717_000000392044_00209_20303_7630.N1	17-JAN-2006 11:07:17	Straylight	38.500	23	21Eps CMa	1.5020	26000.	77	20303	No
188	GOM_NL__2PRFIN20060117_110842_000000372044_00209_20303_7631.N1	17-JAN-2006 11:08:42	Straylight	37.000	179	24Omi2CMa	3.0320	24000.	74	20303	No
189	GOM_NL__2PRFIN20060117_111054_000000502044_00209_20303_7632.N1	17-JAN-2006 11:10:54	Straylight	50.000	1	9Alp CMa	-1.4400	11000.	100	20303	No
190	GOM_NL__2PRFIN20060117_111325_000000402044_00209_20303_7633.N1	17-JAN-2006 11:13:25	Straylight	40.000	56	53Kap Ori	2.0650	30000.	80	20303	No
191	GOM_NL__2PRFIN20060117_111435_000000372044_00209_20303_7634.N1	17-JAN-2006 11:14:35	Tw_i_and_stray	37.000	125	44lot Ori	2.7700	30000.	74	20303	No
192	GOM_NL__2PRFIN20060117_111553_000000402044_00209_20303_7635.N1	17-JAN-2006 11:15:53	Tw_i_and_stray	39.500	30	46Eps Ori	1.6940	30000.	79	20303	No
193	GOM_NL__2PRFIN20060117_111804_000000432044_00209_20303_7636.N1	17-JAN-2006 11:18:04	Tw_i_and_stray	43.000	14	58Alp Ori	0.87000	3000.0	86	20303	No
194	GOM_NL__2PRFIN20060117_112029_000000472044_00209_20303_7637.N1	17-JAN-2006 11:20:29	Bright	47.000	44	24Gam Gem	1.9280	11000.	94	20303	No
195	GOM_NL__2PRFIN20060117_112213_000000412044_00209_20303_7638.N1	17-JAN-2006 11:22:13	Bright	41.000	151	13Mu Gem	2.8900	3000.0	82	20303	No
196	GOM_NL__2PRFIN20060117_112411_000000352044_00209_20303_7639.N1	17-JAN-2006 11:24:11	Bright	34.500	28	12Bet Tau	1.6500	15200.	69	20303	No
197	GOM_NL__2PRFIN20060117_112549_000000362044_00209_20303_7640.N1	17-JAN-2006 11:25:49	Bright	35.500	114	3lot Aur	2.6930	4600.0	71	20303	No
198	GOM_NL__2PRFIN20060117_112833_000000352044_00209_20303_7641.N1	17-JAN-2006 11:28:33	Bright	34.500	42	34Bet Aur	1.9000	10200.	69	20303	No
199	GOM_NL__2PRFIN20060117_114107_000000362044_00209_20303_7642.N1	17-JAN-2006 11:41:07	Bright	35.500	49	1Alp UMi	1.9900	6300.0	71	20303	No
200	GOM_NL__2PRFIN20060117_115201_000000372044_00209_20303_7643.N1	17-JAN-2006 11:52:01	Bright	36.500	130	23Bet Dra	2.7990	5800.0	73	20303	No
201	GOM_NL__2PRFIN20060117_115511_000000342044_00209_20303_7644.N1	17-JAN-2006 11:55:11	Bright	34.000	5	3Alp Lyr	0.033000	11000.	68	20303	No
202	GOM_NL__2PRFIN20060117_120309_000000342044_00209_20303_7645.N1	17-JAN-2006 12:03:09	Bright	33.500	59	55Alp Oph	2.0800	8900.0	67	20303	No
203	GOM_NL__2PRFIN20060117_120516_000000332044_00209_20303_7646.N1	17-JAN-2006 12:05:16	Bright	33.000	126	60Bet Oph	2.7700	4250.0	66	20303	No
204	GOM_NL__2PRFIN20060117_121032_000000372044_00209_20303_7647.N1	17-JAN-2006 12:10:32	Bright	36.500	98	13Zet Oph	2.5710	30000.	73	20303	No
205	GOM_NL__2PRFIN20060117_121356_000000122044_00209_20303_7648.N1	17-JAN-2006 12:13:56	Tw_i_and_stray	12.000	97	8Bet1Sco	2.5610	30000.	24	20303	No
206	GOM_NL__2PRFIN20060117_121500_000000542044_00209_20303_7649.N1	17-JAN-2006 12:15:00	Tw_i_and_stray	54.000	16	21Alp Sco	1.0200	3000.0	108	20303	No
207	GOM_NL__2PRFIN20060117_121639_000000442044_00209_20303_7650.N1	17-JAN-2006 12:16:39	Twilight	44.000	75	26Eps Sco	2.2910	4250.0	88	20303	No
208	GOM_NL__2PRFIN20060117_122020_000000392044_00209_20303_7651.N1	17-JAN-2006 12:20:20	Dark	38.500	131	Gam Lup	2.8000	26000.	77	20303	No
209	GOM_NL__2PRFIN20060117_122608_000000542044_00210_20304_7625.N1	17-JAN-2006 12:26:08	Dark	54.000	4	Alp1Cen	-0.010000	5800.0	108	20304	No
210	GOM_NL__2PRFIN20060117_123504_000000382044_00210_20304_7626.N1	17-JAN-2006 12:35:04	Dark	37.500	29	Bet Car	1.6720	10200.	75	20304	No
211	GOM_NL__2PRFIN20060117_123703_000000392044_00210_20304_7627.N1	17-JAN-2006 12:37:03	Dark	38.500	71	lot Car	2.2460	7700.0	77	20304	No
212	GOM_NL__2PRFIN20060117_123854_000000402044_00210_20304_7628.N1	17-JAN-2006 12:38:54	Dark	39.500	46	Del Vel	1.9540	10600.	79	20304	No
213	GOM_NL__2PRFIN20060117_124146_000000452044_00210_20304_7629.N1	17-JAN-2006 12:41:46	Dark	45.000	2	Alp Car	-0.73600	7000.0	90	20304	No
214	GOM_NL__2PRFIN20060117_124522_000000482044_00210_20304_7630.N1	17-JAN-2006 12:45:22	Straylight	47.500	117	Pi Pup	2.7060	3800.0	95	20304	No
215	GOM_NL__2PRFIN20060117_124754_000000432044_00210_20304_7631.N1	17-JAN-2006 12:47:54	Straylight	43.000	23	21Eps CMa	1.5020	26000.	86	20304	No
216	GOM_NL__2PRFIN20060117_124918_000000372044_00210_20304_7632.N1	17-JAN-2006 12:49:18	Straylight	37.000	179	24Omi2CMa	3.0320	24000.	74	20304	No
217	GOM_NL__2PRFIN20060117_125131_000000452044_00210_20304_7633.N1	17-JAN-2006 12:51:31	Straylight	44.500	1	9Alp CMa	-1.4400	11000.	89	20304	No
218	GOM_NL__2PRFIN20060117_125401_000000392044_00210_20304_7634.N1	17-JAN-2006 12:54:01	Straylight	39.000	56	53Kap Ori	2.0650	30000.	78	20304	No
219	GOM_NL__2PRFIN20060117_125511_000000382044_00210_20304_7635.N1	17-JAN-2006 12:55:11	Tw_i_and_stray	37.500	125	44lot Ori	2.7700	30000.	75	20304	No

220	GOM_NL__2PRFIN20060117_125629_000000402044_00210_20304_7636.N1	17-JAN-2006 12:56:29	Twilight	39.500	30	46Eps Ori	1.6940	30000.	79	20304	No
221	GOM_NL__2PRFIN20060117_125840_000000442044_00210_20304_7637.N1	17-JAN-2006 12:58:40	Twilight	44.000	14	58Alp Ori	0.87000	3000.0	88	20304	No
222	GOM_NL__2PRFIN20060117_130105_000000532044_00210_20304_7638.N1	17-JAN-2006 13:01:05	Bright	53.000	44	24Gam Gem	1.9280	11000.	106	20304	No
223	GOM_NL__2PRFIN20060117_130249_000000392044_00210_20304_7639.N1	17-JAN-2006 13:02:49	Bright	39.000	151	13Mu Gem	2.8900	3000.0	78	20304	No
224	GOM_NL__2PRFIN20060117_130447_000000372044_00210_20304_7640.N1	17-JAN-2006 13:04:47	Bright	37.000	28	12Bet Tau	1.6500	15200.	74	20304	No
225	GOM_NL__2PRFIN20060117_130625_000000372044_00210_20304_7641.N1	17-JAN-2006 13:06:25	Bright	37.000	114	3lot Aur	2.6930	4600.0	74	20304	No
226	GOM_NL__2PRFIN20060117_130909_000000412044_00210_20304_7642.N1	17-JAN-2006 13:09:09	Bright	40.500	42	34Bet Aur	1.9000	10200.	81	20304	No
227	GOM_NL__2PRFIN20060117_132143_000000332044_00210_20304_7643.N1	17-JAN-2006 13:21:43	Bright	33.000	49	1Alp UMi	1.9900	6300.0	66	20304	No
228	GOM_NL__2PRFIN20060117_133237_000000522044_00210_20304_7644.N1	17-JAN-2006 13:32:37	Bright	52.000	130	23Bet Dra	2.7990	5800.0	104	20304	No
229	GOM_NL__2PRFIN20060117_133548_000000392044_00210_20304_7645.N1	17-JAN-2006 13:35:48	Bright	38.500	5	3Alp Lyr	0.033000	11000.	77	20304	No
230	GOM_NL__2PRFIN20060117_134345_000000342044_00210_20304_7646.N1	17-JAN-2006 13:43:45	Bright	33.500	59	55Alp Oph	2.0800	8900.0	67	20304	No
231	GOM_NL__2PRFIN20060117_134552_000000332044_00210_20304_7647.N1	17-JAN-2006 13:45:52	Bright	33.000	126	60Bet Oph	2.7700	4250.0	66	20304	No
232	GOM_NL__2PRFIN20060117_135109_000000542044_00210_20304_7648.N1	17-JAN-2006 13:51:09	Bright	54.000	98	13Zet Oph	2.5710	30000.	108	20304	No
233	GOM_NL__2PRFIN20060117_135537_000000542044_00210_20304_7649.N1	17-JAN-2006 13:55:37	Twilight	54.000	16	21Alp Sco	1.0200	3000.0	108	20304	No
234	GOM_NL__2PRFIN20060117_135715_000000422044_00210_20304_7650.N1	17-JAN-2006 13:57:15	Twilight	42.000	75	26Eps Sco	2.2910	4250.0	84	20304	No
235	GOM_NL__2PRFIN20060117_140056_000000382044_00210_20304_7651.N1	17-JAN-2006 14:00:56	Dark	38.000	131	Gam Lup	2.8000	26000.	76	20304	No
236	GOM_NL__2PRFIN20060117_140644_000000402044_00211_20305_7625.N1	17-JAN-2006 14:06:44	Dark	39.500	4	Alp1Cen	-0.010000	5800.0	79	20305	No
237	GOM_NL__2PRFIN20060117_141540_000000372044_00211_20305_7626.N1	17-JAN-2006 14:15:40	Dark	37.000	29	Bet Car	1.6720	10200.	74	20305	No
238	GOM_NL__2PRFIN20060117_141739_000000382044_00211_20305_7627.N1	17-JAN-2006 14:17:39	Dark	38.000	71	lot Car	2.2460	7700.0	76	20305	No
239	GOM_NL__2PRFIN20060117_141931_000000372044_00211_20305_7628.N1	17-JAN-2006 14:19:31	Dark	37.000	46	Del Vel	1.9540	10600.	74	20305	No
240	GOM_NL__2PRFIN20060117_142222_000000452044_00211_20305_7629.N1	17-JAN-2006 14:22:22	Dark	44.500	2	Alp Car	-0.73600	7000.0	89	20305	No
241	GOM_NL__2PRFIN20060117_142558_000000432044_00211_20305_7630.N1	17-JAN-2006 14:25:58	Straylight	43.000	117	Pi Pup	2.7060	3800.0	86	20305	No
242	GOM_NL__2PRFIN20060117_142830_000000442044_00211_20305_7631.N1	17-JAN-2006 14:28:30	Straylight	44.000	23	21Eps CMa	1.5020	26000.	88	20305	No
243	GOM_NL__2PRFIN20060117_142954_000000412044_00211_20305_7632.N1	17-JAN-2006 14:29:54	Straylight	41.000	179	24Omi2CMa	3.0320	24000.	82	20305	No
244	GOM_NL__2PRFIN20060117_143207_000000512044_00211_20305_7633.N1	17-JAN-2006 14:32:07	Straylight	51.000	1	9Alp CMa	-1.4400	11000.	102	20305	No
245	GOM_NL__2PRFIN20060117_143437_000000402044_00211_20305_7634.N1	17-JAN-2006 14:34:37	Straylight	39.500	56	53Kap Ori	2.0650	30000.	79	20305	No
246	GOM_NL__2PRFIN20060117_143547_000000392044_00211_20305_7635.N1	17-JAN-2006 14:35:47	Twilight	38.500	125	44lot Ori	2.7700	30000.	77	20305	No
247	GOM_NL__2PRFIN20060117_143705_000000402044_00211_20305_7636.N1	17-JAN-2006 14:37:05	Twilight	39.500	30	46Eps Ori	1.6940	30000.	79	20305	No
248	GOM_NL__2PRFIN20060117_143916_000000462044_00211_20305_7637.N1	17-JAN-2006 14:39:16	Twilight	46.000	14	58Alp Ori	0.87000	3000.0	92	20305	No
249	GOM_NL__2PRFIN20060117_144141_000000502044_00211_20305_7638.N1	17-JAN-2006 14:41:41	Bright	49.500	44	24Gam Gem	1.9280	11000.	99	20305	No
250	GOM_NL__2PRFIN20060117_144325_000000412044_00211_20305_7639.N1	17-JAN-2006 14:43:25	Bright	40.500	151	13Mu Gem	2.8900	3000.0	81	20305	No
251	GOM_NL__2PRFIN20060117_144523_000000362044_00211_20305_7640.N1	17-JAN-2006 14:45:23	Bright	36.000	28	12Bet Tau	1.6500	15200.	72	20305	No
252	GOM_NL__2PRFIN20060117_144701_000000372044_00211_20305_7641.N1	17-JAN-2006 14:47:01	Bright	37.000	114	3lot Aur	2.6930	4600.0	74	20305	No
253	GOM_NL__2PRFIN20060117_144945_000000362044_00211_20305_7642.N1	17-JAN-2006 14:49:45	Bright	36.000	42	34Bet Aur	1.9000	10200.	72	20305	No
254	GOM_NL__2PRFIN20060117_150219_000000352044_00211_20305_7643.N1	17-JAN-2006 15:02:19	Bright	35.000	49	1Alp UMi	1.9900	6300.0	70	20305	No
255	GOM_NL__2PRFIN20060117_151313_000000372044_00211_20305_7644.N1	17-JAN-2006 15:13:13	Bright	37.000	130	23Bet Dra	2.7990	5800.0	74	20305	No
256	GOM_NL__2PRFIN20060117_151624_000000382044_00211_20305_7645.N1	17-JAN-2006 15:16:24	Bright	37.500	5	3Alp Lyr	0.033000	11000.	75	20305	No
257	GOM_NL__2PRFIN20060117_152422_000000342044_00211_20305_7646.N1	17-JAN-2006 15:24:22	Bright	33.500	59	55Alp Oph	2.0800	8900.0	67	20305	No
258	GOM_NL__2PRFIN20060117_152629_000000332044_00211_20305_7647.N1	17-JAN-2006 15:26:29	Bright	33.000	126	60Bet Oph	2.7700	4250.0	66	20305	No
259	GOM_NL__2PRFIN20060117_153145_000000542044_00211_20305_7648.N1	17-JAN-2006 15:31:45	Bright	54.000	98	13Zet Oph	2.5710	30000.	108	20305	No
260	GOM_NL__2PRFIN20060117_153613_000000502044_00211_20305_7649.N1	17-JAN-2006 15:36:13	Twilight	50.000	16	21Alp Sco	1.0200	3000.0	100	20305	No
261	GOM_NL__2PRFIN20060117_153751_000000412044_00211_20305_7650.N1	17-JAN-2006 15:37:51	Twilight	41.000	75	26Eps Sco	2.2910	4250.0	82	20305	No
262	GOM_NL__2PRFIN20060117_154133_000000392044_00211_20305_7651.N1	17-JAN-2006 15:41:33	Dark	39.000	131	Gam Lup	2.8000	26000.	78	20305	No
263	GOM_NL__2PRFIN20060117_154721_000000472044_00212_20306_7625.N1	17-JAN-2006 15:47:21	Dark	46.500	4	Alp1Cen	-0.010000	5800.0	93	20306	No
264	GOM_NL__2PRFIN20060117_155616_000000372044_00212_20306_7626.N1	17-JAN-2006 15:56:16	Dark	37.000	29	Bet Car	1.6720	10200.	74	20306	No
265	GOM_NL__2PRFIN20060117_155816_000000392044_00212_20306_7627.N1	17-JAN-2006 15:58:16	Dark	39.000	71	lot Car	2.2460	7700.0	78	20306	No
266	GOM_NL__2PRFIN20060117_160007_000000442044_00212_20306_7628.N1	17-JAN-2006 16:00:07	Dark	44.000	46	Del Vel	1.9540	10600.	88	20306	No
267	GOM_NL__2PRFIN20060117_160259_000000442044_00212_20306_7629.N1	17-JAN-2006 16:02:59	Dark	44.000	2	Alp Car	-0.73600	7000.0	88	20306	No
268	GOM_NL__2PRFIN20060117_160634_000000442044_00212_20306_7630.N1	17-JAN-2006 16:06:34	Straylight	44.000	117	Pi Pup	2.7060	3800.0	88	20306	No
269	GOM_NL__2PRFIN20060117_160906_000000412044_00212_20306_7631.N1	17-JAN-2006 16:09:06	Straylight	41.000	23	21Eps CMa	1.5020	26000.	82	20306	No
270	GOM_NL__2PRFIN20060117_161030_000000412044_00212_20306_7632.N1	17-JAN-2006 16:10:30	Straylight	40.500	179	24Omi2CMa	3.0320	24000.	81	20306	No
271	GOM_NL__2PRFIN20060117_161243_000000472044_00212_20306_7633.N1	17-JAN-2006 16:12:43	Straylight	47.000	1	9Alp CMa	-1.4400	11000.	94	20306	No
272	GOM_NL__2PRFIN20060117_161513_000000392044_00212_20306_7634.N1	17-JAN-2006 16:15:13	Straylight	39.000	56	53Kap Ori	2.0650	30000.	78	20306	No
273	GOM_NL__2PRFIN20060117_161624_000000382044_00212_20306_7635.N1	17-JAN-2006 16:16:24	Twilight	37.500	125	44lot Ori	2.7700	30000.	75	20306	No
274	GOM_NL__2PRFIN20060117_161741_000000412044_00212_20306_7636.N1	17-JAN-2006 16:17:41	Twilight	41.000	30	46Eps Ori	1.6940	30000.	82	20306	No
275	GOM_NL__2PRFIN20060117_161952_000000522044_00212_20306_7637.N1	17-JAN-2006 16:19:52	Twilight	52.000	14	58Alp Ori	0.87000	3000.0	104	20306	No
276	GOM_NL__2PRFIN20060117_162217_000000482044_00212_20306_7638.N1	17-JAN-2006 16:22:17	Bright	47.500	44	24Gam Gem	1.9280	11000.	95	20306	No
277	GOM_NL__2PRFIN20060117_162401_000000412044_00212_20306_7639.N1	17-JAN-2006 16:24:01	Bright	41.000	151	13Mu Gem	2.8900	3000.0	82	20306	No
278	GOM_NL__2PRFIN20060117_162559_000000352044_00212_20306_7640.N1	17-JAN-2006 16:25:59	Bright	35.000	28	12Bet Tau	1.6500	15200.	70	20306	No



279	GOM_NL__2PRFIN20060117_162738_000000372044_00212_20306_7641.N1	17-JAN-2006 16:27:38	Bright	36.500	114	3lot Aur	2.6930	4600.0	73	20306	No
280	GOM_NL__2PRFIN20060117_163021_000000362044_00212_20306_7642.N1	17-JAN-2006 16:30:21	Bright	35.500	42	34Bet Aur	1.9000	10200.	71	20306	No
281	GOM_NL__2PRFIN20060117_164255_000000362044_00212_20306_7643.N1	17-JAN-2006 16:42:55	Bright	35.500	49	1Alp UMi	1.9900	6300.0	71	20306	No
282	GOM_NL__2PRFIN20060117_165349_000000372044_00212_20306_7644.N1	17-JAN-2006 16:53:49	Bright	36.500	130	23Bet Dra	2.7990	5800.0	73	20306	No
283	GOM_NL__2PRFIN20060117_165700_000000372044_00212_20306_7645.N1	17-JAN-2006 16:57:00	Bright	36.500	5	3Alp Lyr	0.033000	11000.	73	20306	No
284	GOM_NL__2PRFIN20060117_170458_000000332044_00212_20306_7646.N1	17-JAN-2006 17:04:58	Bright	33.000	59	55Alp Oph	2.0800	8900.0	66	20306	No
285	GOM_NL__2PRFIN20060117_170705_000000332044_00212_20306_7647.N1	17-JAN-2006 17:07:05	Bright	33.000	126	60Bet Oph	2.7700	4250.0	66	20306	No
286	GOM_NL__2PRFIN20060117_171221_000000542044_00212_20306_7648.N1	17-JAN-2006 17:12:21	Bright	54.000	98	13Zet Oph	2.5710	30000.	108	20306	No
287	GOM_NL__2PRFIN20060117_171649_000000462044_00212_20306_7649.N1	17-JAN-2006 17:16:49	Twi_and_stray	46.000	16	21Alp Sco	1.0200	3000.0	92	20306	No
288	GOM_NL__2PRFIN20060117_171827_000000432044_00212_20306_7650.N1	17-JAN-2006 17:18:27	Twilight	43.000	75	26Eps Sco	2.2910	4250.0	86	20306	No
289	GOM_NL__2PRFIN20060117_172209_000000412044_00212_20306_7651.N1	17-JAN-2006 17:22:09	Dark	40.500	131	Gam Lup	2.8000	26000.	81	20306	No
290	GOM_NL__2PRFIN20060117_172757_000000532044_00213_20307_7625.N1	17-JAN-2006 17:27:57	Dark	53.000	4	Alp1Cen	-0.010000	5800.0	106	20307	No
291	GOM_NL__2PRFIN20060117_173653_000000382044_00213_20307_7626.N1	17-JAN-2006 17:36:53	Dark	37.500	29	Bet Car	1.6720	10200.	75	20307	No
292	GOM_NL__2PRFIN20060117_173852_000000402044_00213_20307_7627.N1	17-JAN-2006 17:38:52	Dark	39.500	71	lot Car	2.2460	7700.0	79	20307	No
293	GOM_NL__2PRFIN20060117_174043_000000432044_00213_20307_7628.N1	17-JAN-2006 17:40:43	Dark	42.500	46	Del Vel	1.9540	10600.	85	20307	No
294	GOM_NL__2PRFIN20060117_174335_000000452044_00213_20307_7629.N1	17-JAN-2006 17:43:35	Dark	44.500	2	Alp Car	-0.73600	7000.0	89	20307	No
295	GOM_NL__2PRFIN20060117_174710_000000452044_00213_20307_7630.N1	17-JAN-2006 17:47:10	Straylight	44.500	117	Pi Pup	2.7060	3800.0	89	20307	No
296	GOM_NL__2PRFIN20060117_174942_000000412044_00213_20307_7631.N1	17-JAN-2006 17:49:42	Straylight	40.500	23	21Eps CMa	1.5020	26000.	81	20307	No
297	GOM_NL__2PRFIN20060117_175107_000000392044_00213_20307_7632.N1	17-JAN-2006 17:51:07	Straylight	39.000	179	24Omi2CMa	3.0320	24000.	78	20307	No
298	GOM_NL__2PRFIN20060117_175319_000000442044_00213_20307_7633.N1	17-JAN-2006 17:53:19	Straylight	44.000	1	9Alp CMa	-1.4400	11000.	88	20307	No
299	GOM_NL__2PRFIN20060117_175549_000000412044_00213_20307_7634.N1	17-JAN-2006 17:55:49	Straylight	41.000	56	53Kap Ori	2.0650	30000.	82	20307	No
300	GOM_NL__2PRFIN20060117_175700_000000382044_00213_20307_7635.N1	17-JAN-2006 17:57:00	Twi_and_stray	37.500	125	44lot Ori	2.7700	30000.	75	20307	No
301	GOM_NL__2PRFIN20060117_175817_000000412044_00213_20307_7636.N1	17-JAN-2006 17:58:17	Twi_and_stray	41.000	30	46Eps Ori	1.6940	30000.	82	20307	No
302	GOM_NL__2PRFIN20060117_180028_000000522044_00213_20307_7637.N1	17-JAN-2006 18:00:28	Twi_and_stray	52.000	14	58Alp Ori	0.87000	3000.0	104	20307	No
303	GOM_NL__2PRFIN20060117_180253_000000482044_00213_20307_7638.N1	17-JAN-2006 18:02:53	Bright	47.500	44	24Gam Gem	1.9280	11000.	95	20307	No
304	GOM_NL__2PRFIN20060117_180437_000000402044_00213_20307_7639.N1	17-JAN-2006 18:04:37	Bright	39.500	151	13Mu Gem	2.8900	3000.0	79	20307	No
305	GOM_NL__2PRFIN20060117_180636_000000382044_00213_20307_7640.N1	17-JAN-2006 18:06:36	Bright	37.500	28	12Bet Tau	1.6500	15200.	75	20307	No
306	GOM_NL__2PRFIN20060117_180814_000000362044_00213_20307_7641.N1	17-JAN-2006 18:08:14	Bright	35.500	114	3lot Aur	2.6930	4600.0	71	20307	No
307	GOM_NL__2PRFIN20060117_181057_000000352044_00213_20307_7642.N1	17-JAN-2006 18:10:57	Bright	34.500	42	34Bet Aur	1.9000	10200.	69	20307	No
308	GOM_NL__2PRFIN20060117_182331_000000372044_00213_20307_7643.N1	17-JAN-2006 18:23:31	Bright	37.000	49	1Alp UMi	1.9900	6300.0	74	20307	No
309	GOM_NL__2PRFIN20060117_183425_000000372044_00213_20307_7644.N1	17-JAN-2006 18:34:25	Bright	36.500	130	23Bet Dra	2.7990	5800.0	73	20307	No
310	GOM_NL__2PRFIN20060117_183736_000000382044_00213_20307_7645.N1	17-JAN-2006 18:37:36	Bright	37.500	5	3Alp Lyr	0.033000	11000.	75	20307	No
311	GOM_NL__2PRFIN20060117_184534_000000342044_00213_20307_7646.N1	17-JAN-2006 18:45:34	Bright	34.000	59	55Alp Oph	2.0800	8900.0	68	20307	No
312	GOM_NL__2PRFIN20060117_184741_000000342044_00213_20307_7647.N1	17-JAN-2006 18:47:41	Bright	33.500	126	60Bet Oph	2.7700	4250.0	67	20307	No
313	GOM_NL__2PRFIN20060117_185258_000000542044_00213_20307_7648.N1	17-JAN-2006 18:52:58	Bright	54.000	98	13Zet Oph	2.5710	30000.	108	20307	No
314	GOM_NL__2PRFIN20060117_185726_000000522044_00213_20307_7649.N1	17-JAN-2006 18:57:26	Twi_and_stray	51.500	16	21Alp Sco	1.0200	3000.0	103	20307	No
315	GOM_NL__2PRFIN20060117_185904_000000422044_00213_20307_7650.N1	17-JAN-2006 18:59:04	Twilight	42.000	75	26Eps Sco	2.2910	4250.0	84	20307	No
316	GOM_NL__2PRFIN20060117_190246_000000392044_00213_20307_7651.N1	17-JAN-2006 19:02:46	Dark	39.000	131	Gam Lup	2.8000	26000.	78	20307	No
317	GOM_NL__2PRFIN20060117_190834_000000492044_00214_20308_7645.N1	17-JAN-2006 19:08:34	Dark	49.000	4	Alp1Cen	-0.010000	5800.0	98	20308	No
318	GOM_NL__2PRFIN20060117_191729_000000392044_00214_20308_7646.N1	17-JAN-2006 19:17:29	Dark	39.000	29	Bet Car	1.6720	10200.	78	20308	No
319	GOM_NL__2PRFIN20060117_191929_000000392044_00214_20308_7647.N1	17-JAN-2006 19:19:29	Dark	38.500	71	lot Car	2.2460	7700.0	77	20308	No
320	GOM_NL__2PRFIN20060117_192120_000000392044_00214_20308_7648.N1	17-JAN-2006 19:21:20	Dark	38.500	46	Del Vel	1.9540	10600.	77	20308	No
321	GOM_NL__2PRFIN20060117_192411_000000522044_00214_20308_7649.N1	17-JAN-2006 19:24:11	Dark	52.000	2	Alp Car	-0.73600	7000.0	104	20308	No
322	GOM_NL__2PRFIN20060117_192747_000000422044_00214_20308_7650.N1	17-JAN-2006 19:27:47	Straylight	42.000	117	Pi Pup	2.7060	3800.0	84	20308	No
323	GOM_NL__2PRFIN20060117_193018_000000422044_00214_20308_7651.N1	17-JAN-2006 19:30:18	Straylight	42.000	23	21Eps CMa	1.5020	26000.	84	20308	No
324	GOM_NL__2PRFIN20060117_193143_000000392044_00214_20308_7652.N1	17-JAN-2006 19:31:43	Straylight	39.000	179	24Omi2CMa	3.0320	24000.	78	20308	No
325	GOM_NL__2PRFIN20060117_193355_000000452044_00214_20308_7653.N1	17-JAN-2006 19:33:55	Straylight	45.000	1	9Alp CMa	-1.4400	11000.	90	20308	No
326	GOM_NL__2PRFIN20060117_193625_000000392044_00214_20308_7654.N1	17-JAN-2006 19:36:25	Straylight	38.500	56	53Kap Ori	2.0650	30000.	77	20308	No
327	GOM_NL__2PRFIN20060117_193736_000000362044_00214_20308_7655.N1	17-JAN-2006 19:37:36	Twi_and_stray	36.000	125	44lot Ori	2.7700	30000.	72	20308	No
328	GOM_NL__2PRFIN20060117_193853_000000402044_00214_20308_7656.N1	17-JAN-2006 19:38:53	Twi_and_stray	39.500	30	46Eps Ori	1.6940	30000.	79	20308	No
329	GOM_NL__2PRFIN20060117_194104_000000522044_00214_20308_7657.N1	17-JAN-2006 19:41:04	Twi_and_stray	52.000	14	58Alp Ori	0.87000	3000.0	104	20308	No
330	GOM_NL__2PRFIN20060117_194329_000000412044_00214_20308_7658.N1	17-JAN-2006 19:43:29	Bright	40.500	44	24Gam Gem	1.9280	11000.	81	20308	No
331	GOM_NL__2PRFIN20060117_194850_000000372044_00214_20308_7659.N1	17-JAN-2006 19:48:50	Bright	37.000	114	3lot Aur	2.6930	4600.0	74	20308	No
332	GOM_NL__2PRFIN20060117_195133_000000372044_00214_20308_7660.N1	17-JAN-2006 19:51:33	Bright	37.000	42	34Bet Aur	1.9000	10200.	74	20308	No
333	GOM_NL__2PRFIN20060117_200407_000000372044_00214_20308_4169.N1	17-JAN-2006 20:04:07	Bright	36.500	49	1Alp UMi	1.9900	6300.0	73	20308	No
334	GOM_NL__2PRFIN20060117_201501_000000522044_00214_20308_7662.N1	17-JAN-2006 20:15:01	Bright	52.000	130	23Bet Dra	2.7990	5800.0	104	20308	No
335	GOM_NL__2PRFIN20060117_201812_000000332044_00214_20308_7663.N1	17-JAN-2006 20:18:12	Bright	33.000	5	3Alp Lyr	0.033000	11000.	66	20308	No
336	GOM_NL__2PRFIN20060117_202610_000000342044_00214_20308_7664.N1	17-JAN-2006 20:26:10	Bright	33.500	59	55Alp Oph	2.0800	8900.0	67	20308	No
337	GOM_NL__2PRFIN20060117_202817_000000342044_00214_20308_7665.N1	17-JAN-2006 20:28:17	Bright	33.500	126	60Bet Oph	2.7700	4250.0	67	20308	No

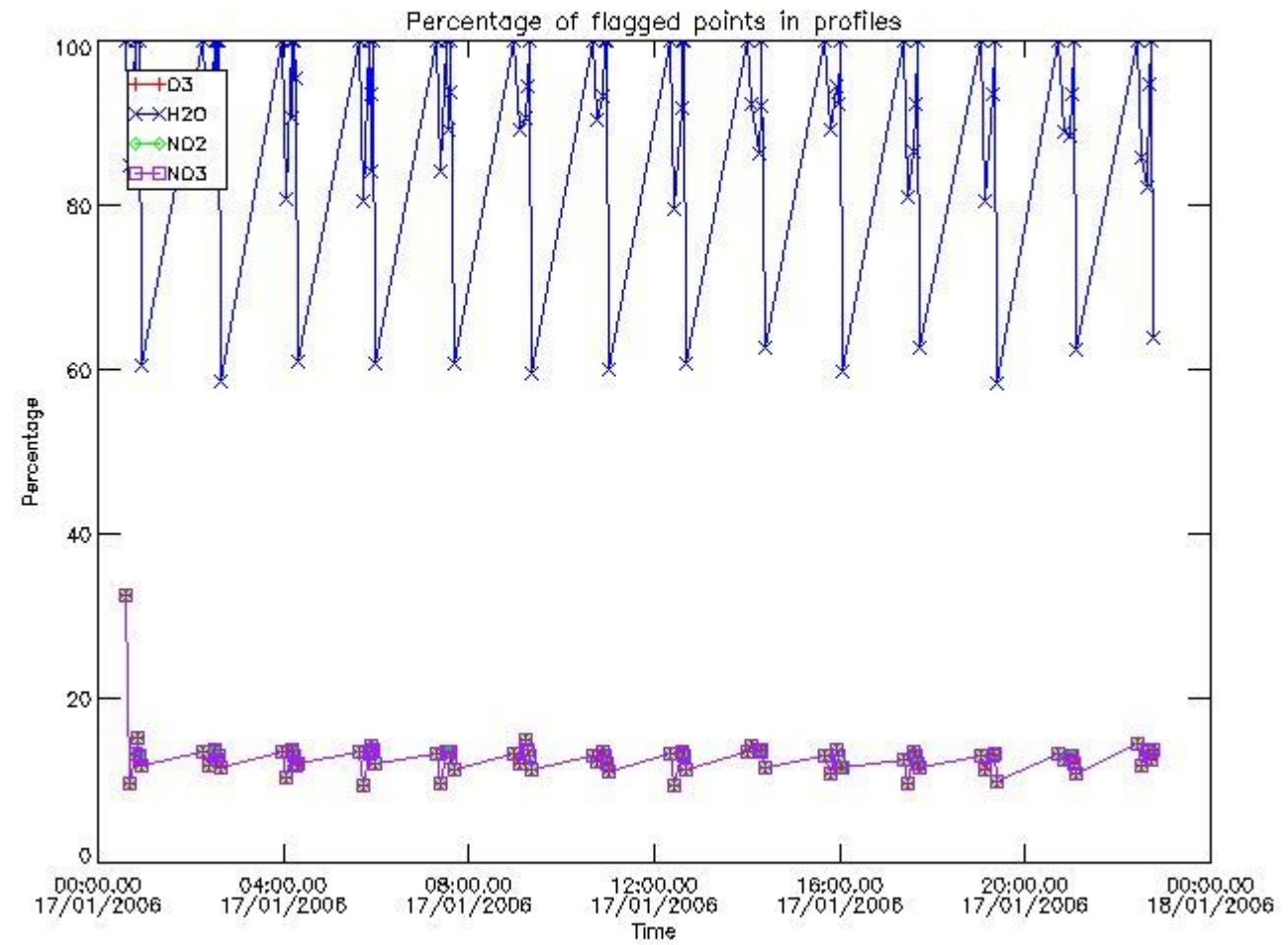


338	GOM_NL__2PRFIN20060117_203334_000000382044_00214_20308_7666.N1	17-JAN-2006 20:33:34	Bright	37.500	98	13Zet Oph	2.5710	30000.	75	20308	No
339	GOM_NL__2PRFIN20060117_203802_000000472044_00214_20308_7667.N1	17-JAN-2006 20:38:02	Twilight	47.000	16	21Alp Sco	1.0200	3000.0	94	20308	No
340	GOM_NL__2PRFIN20060117_203940_000000392044_00214_20308_7668.N1	17-JAN-2006 20:39:40	Twilight	38.500	75	26Eps Sco	2.2910	4250.0	77	20308	No
341	GOM_NL__2PRFIN20060117_204322_000000392044_00214_20308_7669.N1	17-JAN-2006 20:43:22	Dark	38.500	131	Gam Lup	2.8000	26000.	77	20308	No
342	GOM_NL__2PRFIN20060117_204910_000000412044_00215_20309_7645.N1	17-JAN-2006 20:49:10	Dark	41.000	4	Alp1Cen	-0.010000	5800.0	82	20309	No
343	GOM_NL__2PRFIN20060117_205805_000000402044_00215_20309_7646.N1	17-JAN-2006 20:58:05	Dark	39.500	29	Bet Car	1.6720	10200.	79	20309	No
344	GOM_NL__2PRFIN20060117_210005_000000392044_00215_20309_7647.N1	17-JAN-2006 21:00:05	Dark	39.000	71	lot Car	2.2460	7700.0	78	20309	No
345	GOM_NL__2PRFIN20060117_210156_000000432044_00215_20309_7648.N1	17-JAN-2006 21:01:56	Dark	42.500	46	Del Vel	1.9540	10600.	85	20309	No
346	GOM_NL__2PRFIN20060117_210447_000000472044_00215_20309_7649.N1	17-JAN-2006 21:04:47	Dark	47.000	2	Alp Car	-0.73600	7000.0	94	20309	No
347	GOM_NL__2PRFIN20060117_210823_000000452044_00215_20309_7650.N1	17-JAN-2006 21:08:23	Straylight	44.500	117	Pi Pup	2.7060	3800.0	89	20309	No
348	GOM_NL__2PRFIN20060117_211054_000000442044_00215_20309_7651.N1	17-JAN-2006 21:10:54	Straylight	43.500	23	21Eps CMa	1.5020	26000.	87	20309	No
349	GOM_NL__2PRFIN20060117_211219_000000392044_00215_20309_7652.N1	17-JAN-2006 21:12:19	Straylight	38.500	179	24Omi2CMa	3.0320	24000.	77	20309	No
350	GOM_NL__2PRFIN20060117_211431_000000452044_00215_20309_7653.N1	17-JAN-2006 21:14:31	Straylight	44.500	1	9Alp CMa	-1.4400	11000.	89	20309	No
351	GOM_NL__2PRFIN20060117_211701_000000402044_00215_20309_7654.N1	17-JAN-2006 21:17:01	Straylight	39.500	56	53Kap Ori	2.0650	30000.	79	20309	No
352	GOM_NL__2PRFIN20060117_211812_000000382044_00215_20309_7655.N1	17-JAN-2006 21:18:12	Twilight	38.000	125	44lot Ori	2.7700	30000.	76	20309	No
353	GOM_NL__2PRFIN20060117_211930_000000412044_00215_20309_7656.N1	17-JAN-2006 21:19:30	Twilight	40.500	30	46Eps Ori	1.6940	30000.	81	20309	No
354	GOM_NL__2PRFIN20060117_212140_000000502044_00215_20309_7657.N1	17-JAN-2006 21:21:40	Twilight	50.000	14	58Alp Ori	0.87000	3000.0	100	20309	No
355	GOM_NL__2PRFIN20060117_212404_000000402044_00215_20309_7658.N1	17-JAN-2006 21:24:04	Bright	39.500	44	24Gam Gem	1.9280	11000.	79	20309	No
356	GOM_NL__2PRFIN20060117_212926_000000382044_00215_20309_7659.N1	17-JAN-2006 21:29:26	Bright	38.000	114	3lot Aur	2.6930	4600.0	76	20309	No
357	GOM_NL__2PRFIN20060117_213209_000000362044_00215_20309_7660.N1	17-JAN-2006 21:32:09	Bright	36.000	42	34Bet Aur	1.9000	10200.	72	20309	No
358	GOM_NL__2PRFIN20060117_214443_000000372044_00215_20309_7661.N1	17-JAN-2006 21:44:43	Bright	36.500	49	1Alp UMi	1.9900	6300.0	73	20309	No
359	GOM_NL__2PRFIN20060117_215537_000000342044_00215_20309_7662.N1	17-JAN-2006 21:55:37	Bright	33.500	130	23Bet Dra	2.7990	5800.0	67	20309	No
360	GOM_NL__2PRFIN20060117_215848_000000372044_00215_20309_7663.N1	17-JAN-2006 21:58:48	Bright	36.500	5	3Alp Lyr	0.033000	11000.	73	20309	No
361	GOM_NL__2PRFIN20060117_220646_000000342044_00215_20309_7664.N1	17-JAN-2006 22:06:46	Bright	33.500	59	55Alp Oph	2.0800	8900.0	67	20309	No
362	GOM_NL__2PRFIN20060117_220853_000000332044_00215_20309_7665.N1	17-JAN-2006 22:08:53	Bright	33.000	126	60Bet Oph	2.7700	4250.0	66	20309	No
363	GOM_NL__2PRFIN20060117_221410_000000542044_00215_20309_7666.N1	17-JAN-2006 22:14:10	Bright	54.000	98	13Zet Oph	2.5710	30000.	108	20309	No
364	GOM_NL__2PRFIN20060117_221838_000000482044_00215_20309_7667.N1	17-JAN-2006 22:18:38	Twilight	48.000	16	21Alp Sco	1.0200	3000.0	96	20309	No
365	GOM_NL__2PRFIN20060117_222016_000000422044_00215_20309_7668.N1	17-JAN-2006 22:20:16	Twilight	41.500	75	26Eps Sco	2.2910	4250.0	83	20309	No
366	GOM_NL__2PRFIN20060117_222359_000000392044_00215_20309_7669.N1	17-JAN-2006 22:23:59	Dark	38.500	131	Gam Lup	2.8000	26000.	77	20309	No
367	GOM_NL__2PRFIN20060117_222946_000000432044_00216_20310_7645.N1	17-JAN-2006 22:29:46	Dark	43.000	4	Alp1Cen	-0.010000	5800.0	86	20310	No
368	GOM_NL__2PRFIN20060117_223841_000000372044_00216_20310_7646.N1	17-JAN-2006 22:38:41	Dark	37.000	29	Bet Car	1.6720	10200.	74	20310	No
369	GOM_NL__2PRFIN20060117_224041_000000382044_00216_20310_7647.N1	17-JAN-2006 22:40:41	Dark	38.000	71	lot Car	2.2460	7700.0	76	20310	No
370	GOM_NL__2PRFIN20060117_224232_000000412044_00216_20310_7648.N1	17-JAN-2006 22:42:32	Dark	40.500	46	Del Vel	1.9540	10600.	81	20310	No
371	GOM_NL__2PRFIN20060117_224523_000000412044_00216_20310_7649.N1	17-JAN-2006 22:45:23	Dark	40.500	2	Alp Car	-0.73600	7000.0	81	20310	No
372	GOM_NL__2PRFIN20060117_224859_000000362044_00216_20310_7650.N1	17-JAN-2006 22:48:59	Straylight	36.000	117	Pi Pup	2.7060	3800.0	72	20310	No
373	GOM_NL__2PRFIN20060117_225130_000000392044_00216_20310_7651.N1	17-JAN-2006 22:51:30	Straylight	38.500	23	21Eps CMa	1.5020	26000.	77	20310	No
374	GOM_NL__2PRFIN20060117_225255_000000392044_00216_20310_7652.N1	17-JAN-2006 22:52:55	Straylight	39.000	179	24Omi2CMa	3.0320	24000.	78	20310	No
375	GOM_NL__2PRFIN20060117_225507_000000462044_00216_20310_7653.N1	17-JAN-2006 22:55:07	Straylight	46.000	1	9Alp CMa	-1.4400	11000.	92	20310	No
376	GOM_NL__2PRFIN20060117_225737_000000392044_00216_20310_7654.N1	17-JAN-2006 22:57:37	Straylight	39.000	56	53Kap Ori	2.0650	30000.	78	20310	No
377	GOM_NL__2PRFIN20060117_225848_000000382044_00216_20310_7655.N1	17-JAN-2006 22:58:48	Twilight	37.500	125	44lot Ori	2.7700	30000.	75	20310	No
378	GOM_NL__2PRFIN20060117_230006_000000412044_00216_20310_7656.N1	17-JAN-2006 23:00:06	Twilight	41.000	30	46Eps Ori	1.6940	30000.	82	20310	No
379	GOM_NL__2PRFIN20060117_230216_000000522044_00216_20310_7657.N1	17-JAN-2006 23:02:16	Twilight	52.000	14	58Alp Ori	0.87000	3000.0	104	20310	No
380	GOM_NL__2PRFIN20060117_234722_000000342044_00216_20310_7658.N1	17-JAN-2006 23:47:22	Bright	34.000	59	55Alp Oph	2.0800	8900.0	68	20310	No
381	GOM_NL__2PRFIN20060117_234929_000000332044_00216_20310_7659.N1	17-JAN-2006 23:49:29	Bright	32.500	126	60Bet Oph	2.7700	4250.0	65	20310	No
382	GOM_NL__2PRFIN20060117_235915_000000452044_00216_20310_7660.N1	17-JAN-2006 23:59:15	Twilight	45.000	16	21Alp Sco	1.0200	3000.0	90	20310	No

### 3. Quality information per product

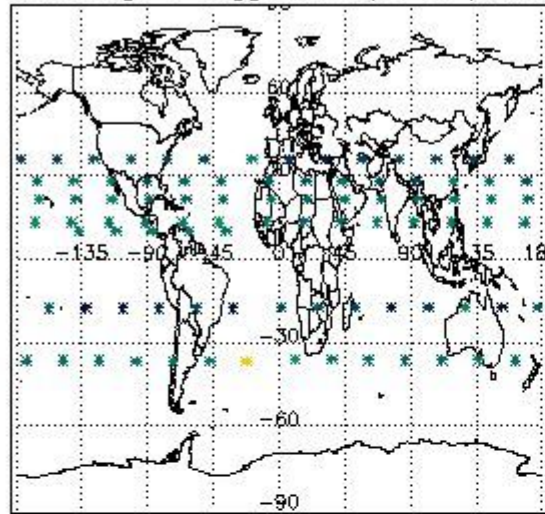
In this section it is plotted some information contained in the Quality Summary data set of the level 2 products. Only products in dark limb conditions and without errors (error flag in the MPH set to "0") are used.

#### 3.1 Plot quality information per product (time dependant)

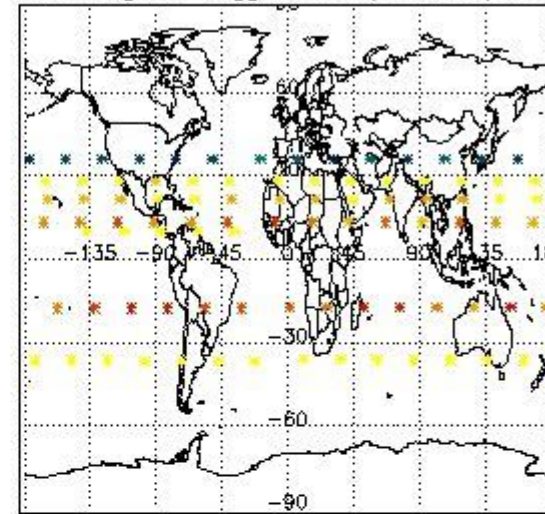


3.2 Plot quality information per product (world map)

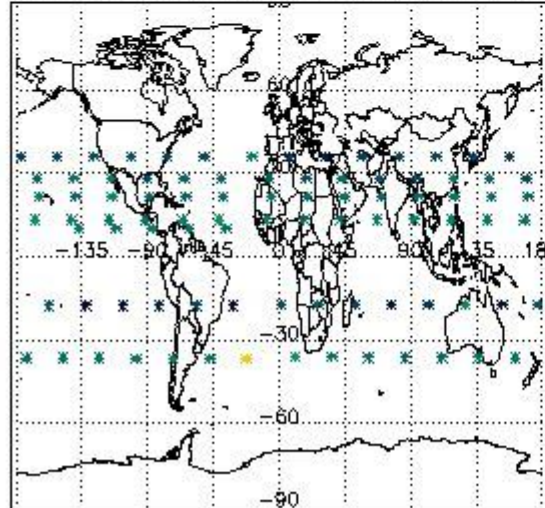
Percentage of flagged data per O3 profile




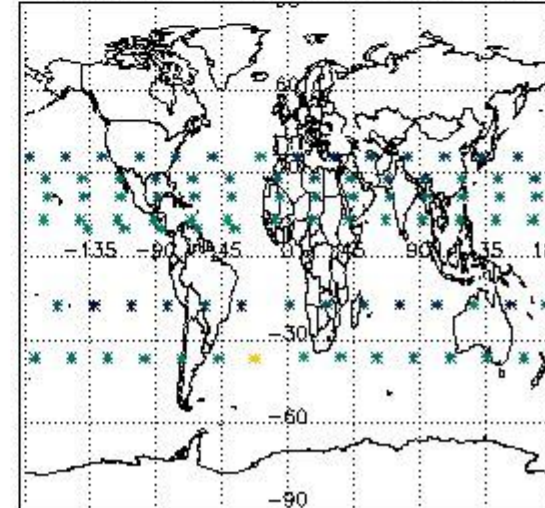
Percentage of flagged data per H2O profile



Percentage of flagged data per NO2 profile



Percentage of flagged data per NO3 profile



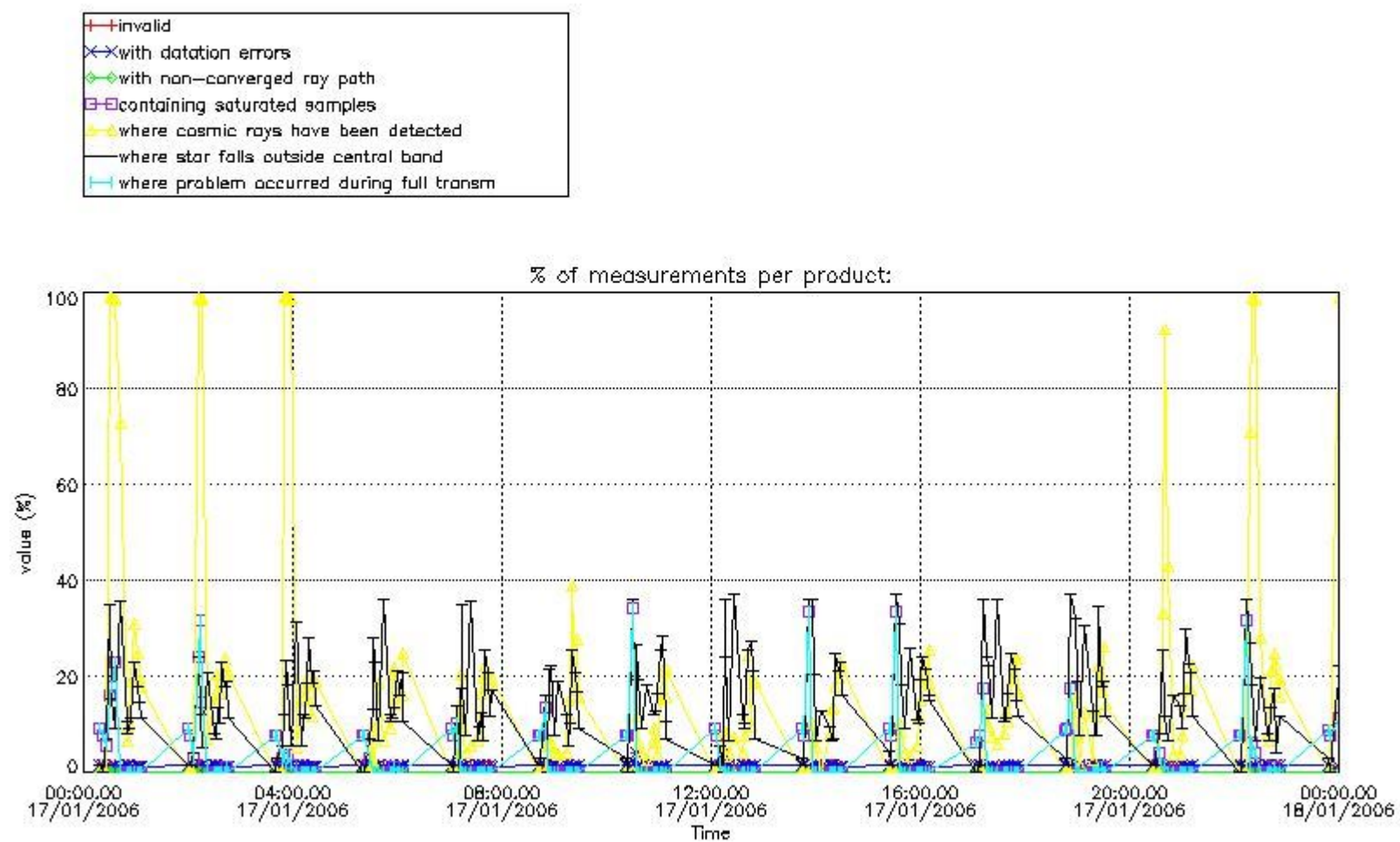
#### 4. Level 1 quality information per product

In this section it is plotted some information contained in the Quality Summary data set of the level 2 products that comes from the level 1b processing. Products without errors (error flag in the MPH set to "0") are used.

##### 4.1 Plot quality information per product (time dependant) coming from level 1b processing

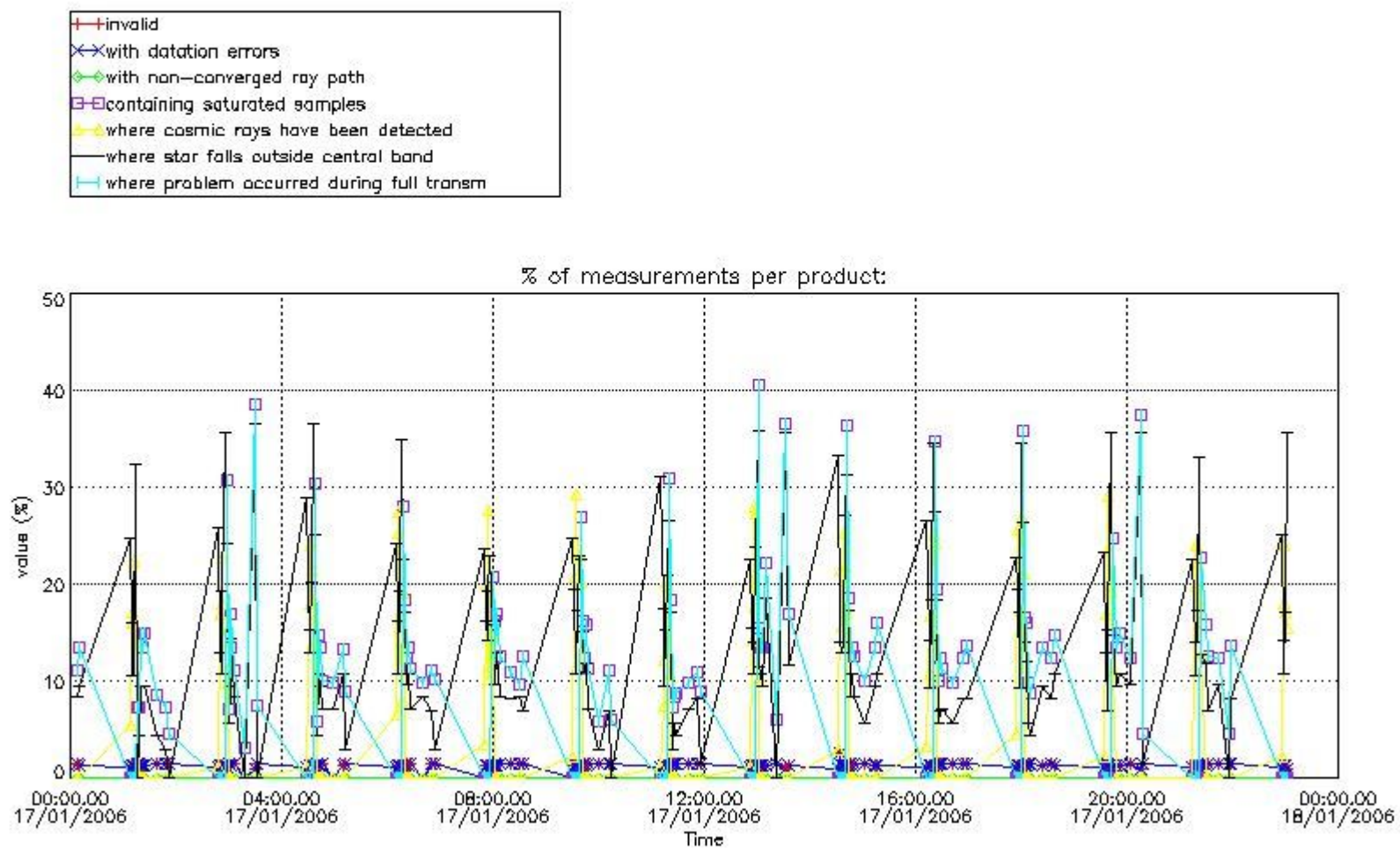
###### 4.1.1 Plot level 1 quality information per product (time dependant): ENVISAT ASCENDING passes





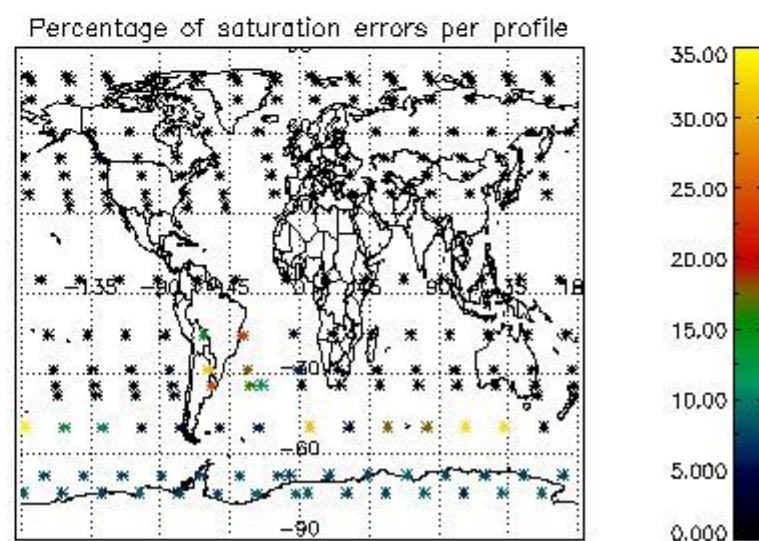
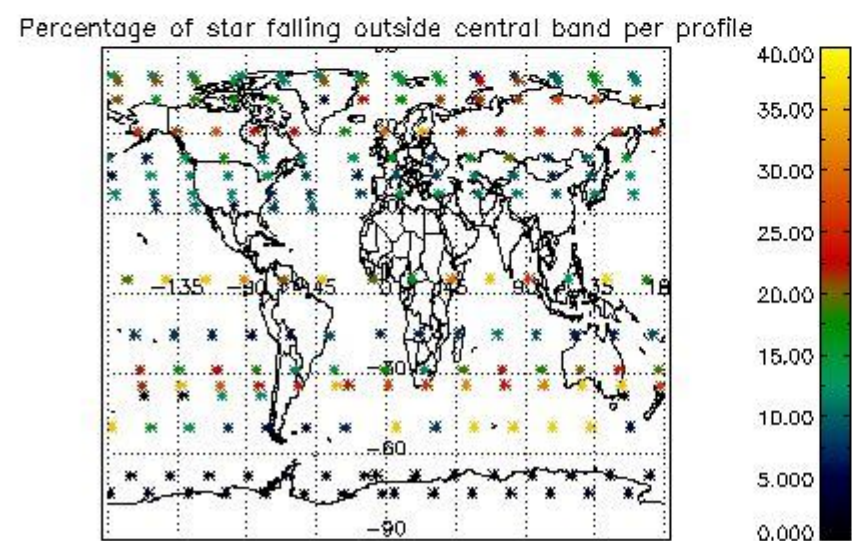
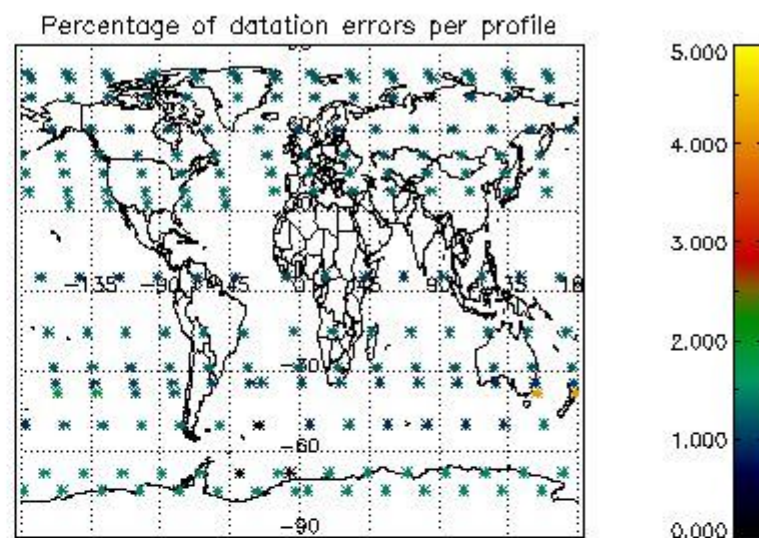
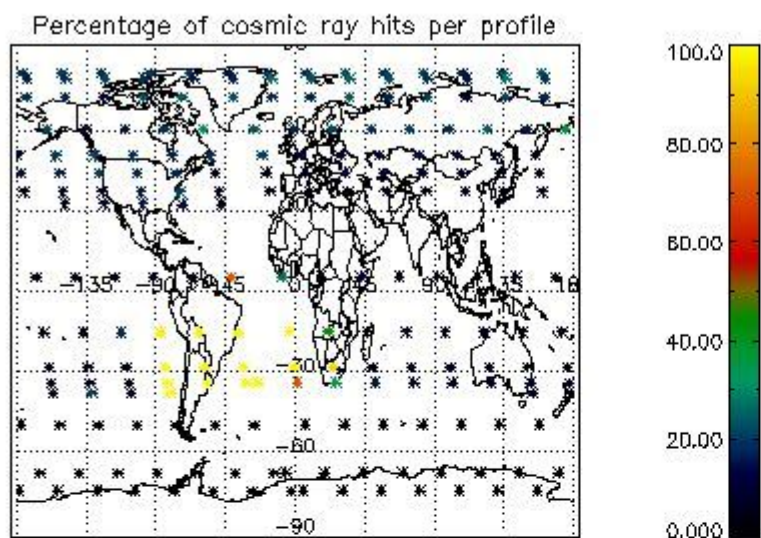
4.1.2 Plot level 1 quality information per product (time dependant): ENVI SAT DESCENDING passes





#### 4.2 Plot quality information per product coming from level 1b processing (world map)

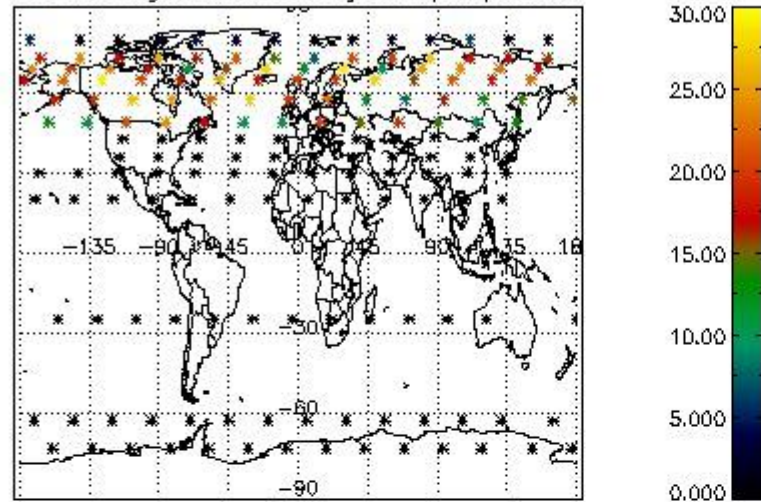
##### 4.2.1 Plot level 1 quality information per product (world map): ENVISAT ASCENDING passes



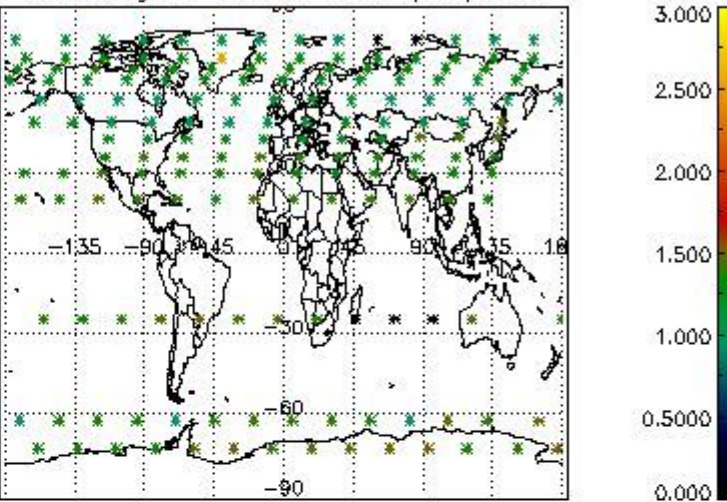
4.2.2 Plot level 1 quality information per product (world map): ENVISAT DESCENDING passes



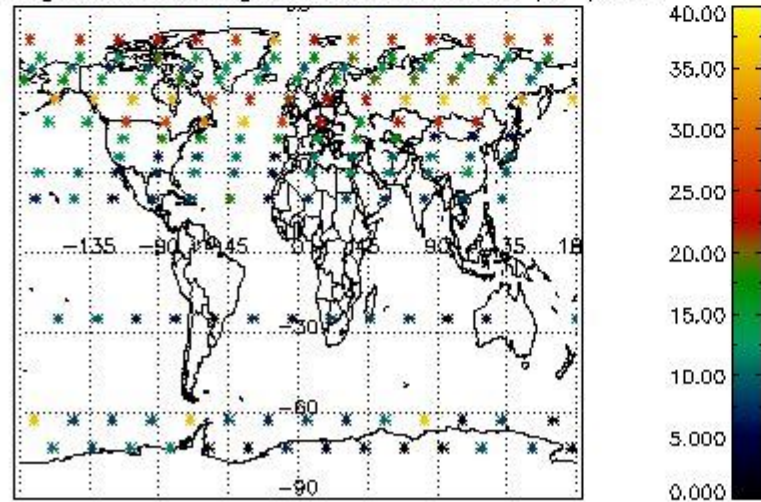
Percentage of cosmic ray hits per profile



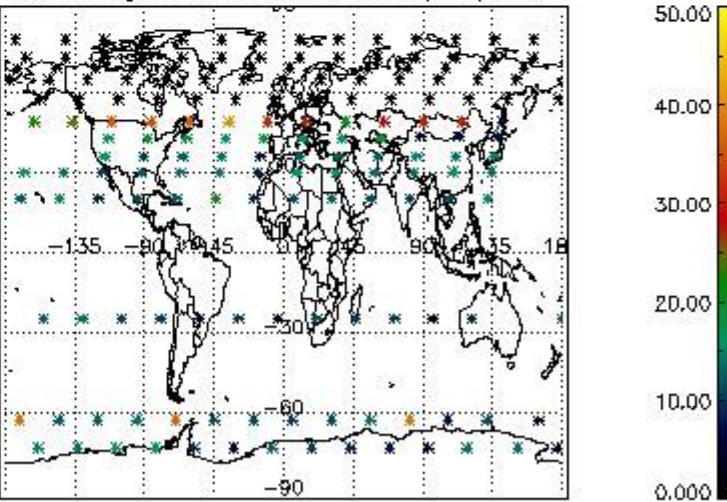
Percentage of datation errors per profile



Percentage of star falling outside central band per profile



Percentage of saturation errors per profile



## 5. Trace gas profiles

### 5.1 Ozone statistics based on quality of products

The final quality of the products can be "measured" using the STD (Standard Deviation) attached to every point profile. This information is written to the parameter GOM\_NL\_\_2P/NL\_LOCAL\_SPECIES\_DENSITY/o3\_std of the level 2 products. The table below shows the statistics for given STD ranges.

The statistics are given with respect to the overall valid production:

- Products without fatal errors: GOM\_NL\_\_2P/MPH/PRODUCT\_ERR=0
- Valid point profile: GOM\_NL\_\_2P/NL\_LOCAL\_SPECIES\_DENSITY/pcd(0)=0

The 'Criteria' is applied to valid points of dark limb products:

- Products in dark limb illumination condition: GOM\_NL\_\_2P/NL\_SUMMARY\_QUALITY/obs\_ill\_cond=0
- Products without fatal errors: GOM\_NL\_\_2P/MPH/PRODUCT\_ERR=0
- Valid point profile: GOM\_NL\_\_2P/NL\_LOCAL\_SPECIES\_DENSITY/pcd(0)=0

So, the table below shows the percentage of dark limb and valid observations for each criteria with respect to the overall valid daily observations.

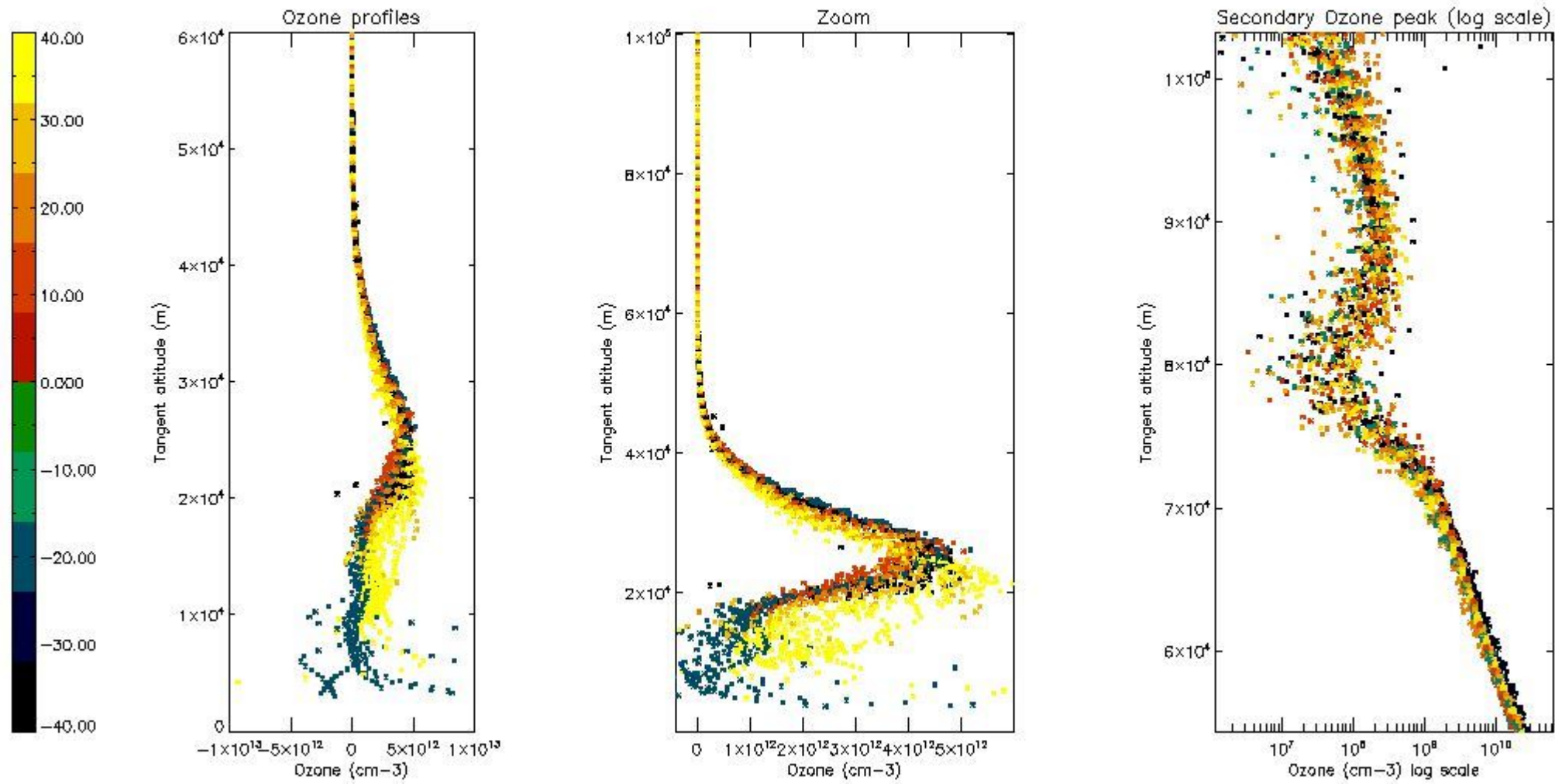
Criteria	% of total production
All STD	24
STD < 20	15



STD < 10	12
STD < 5	8

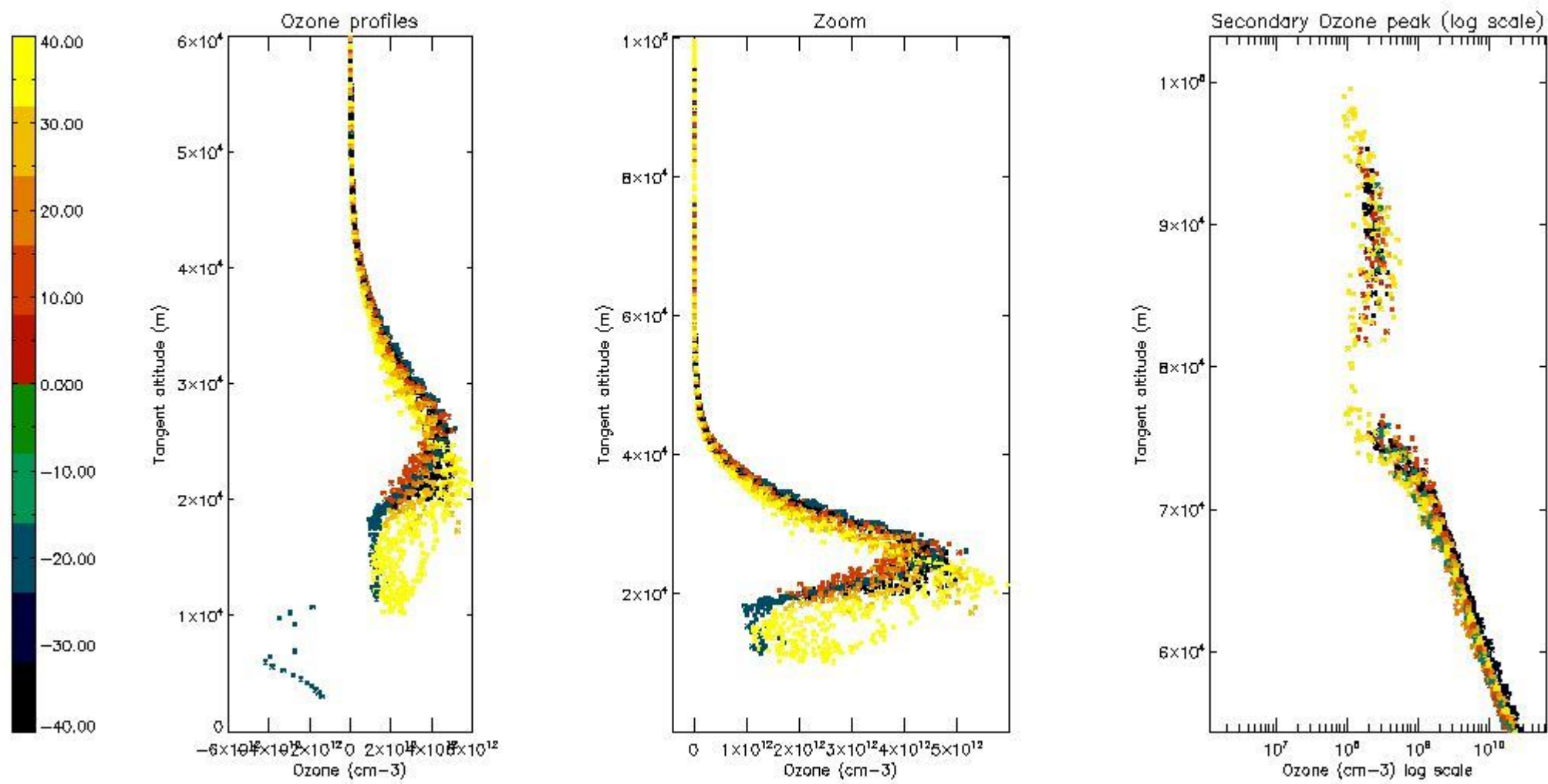
5.2 Plot ozone profiles for all STD (dark without errors)

The colorbar represents the latitude.



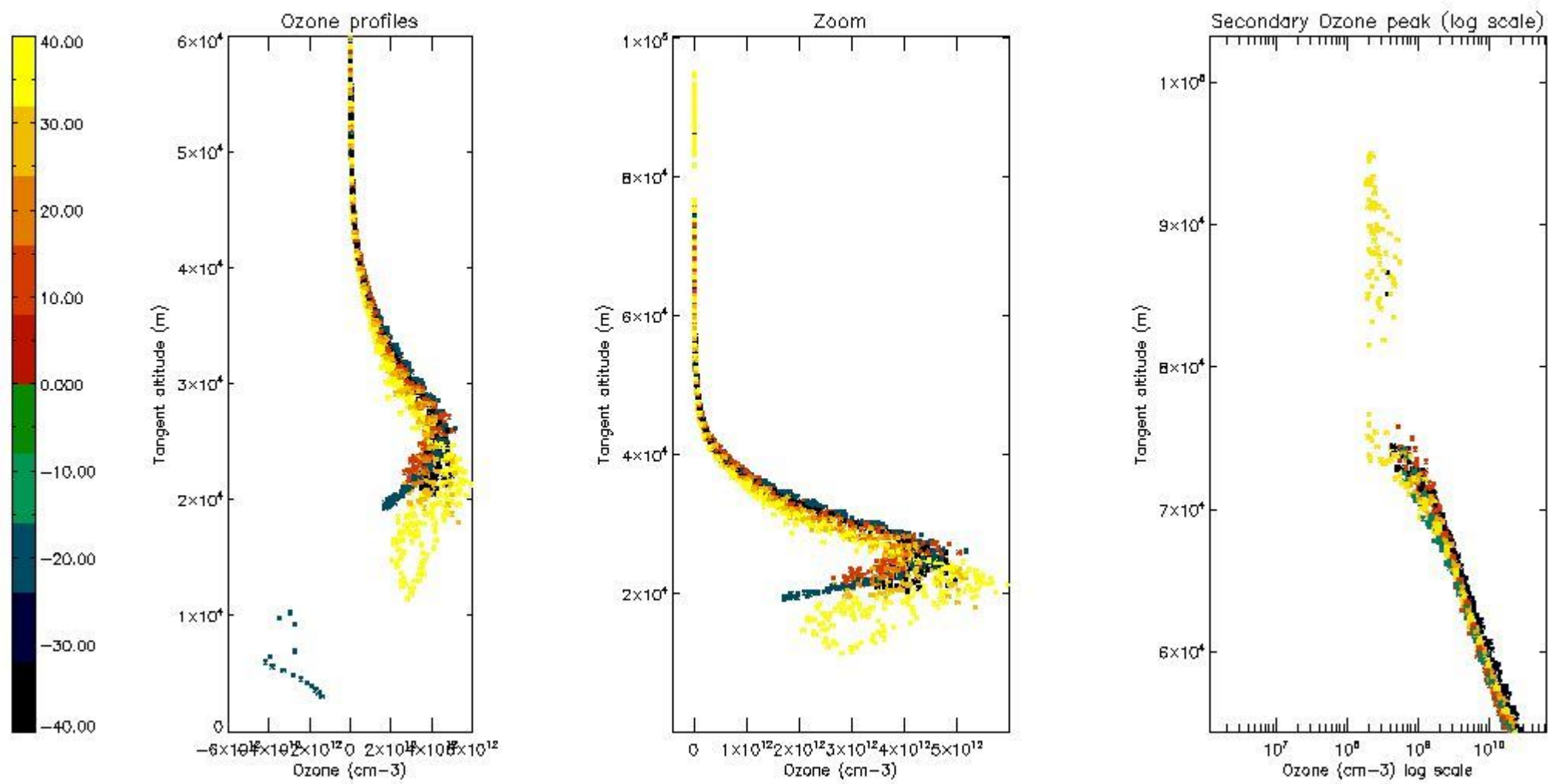
5.3 Plot ozone profiles where STD < 20% (dark without errors)

The colorbar represents the latitude.



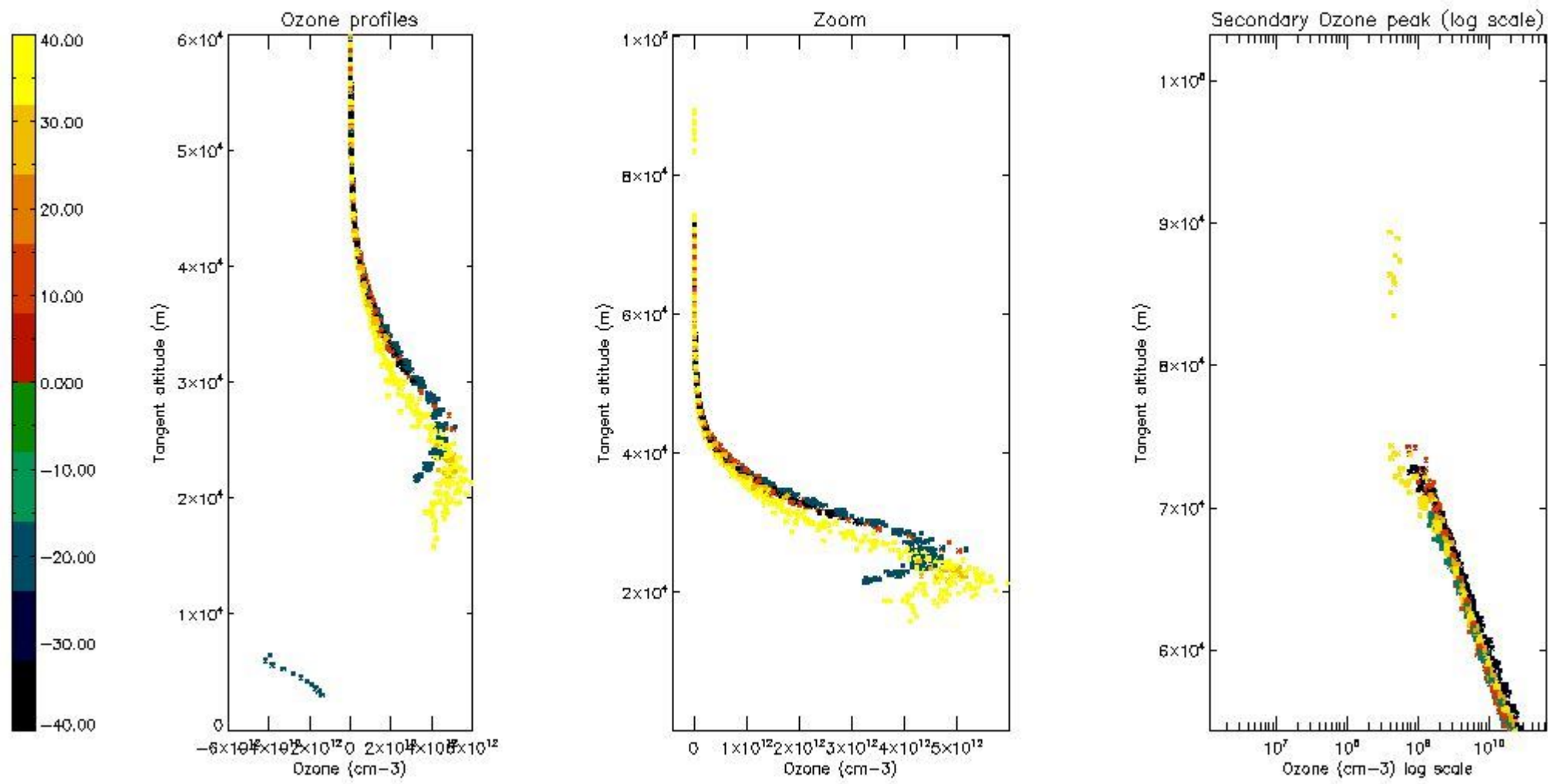
*5.4 Plot ozone profiles where STD < 10% (dark without errors)*

The colorbar represents the latitude.



*5.5 Plot ozone profiles where STD < 5% (dark without errors)*

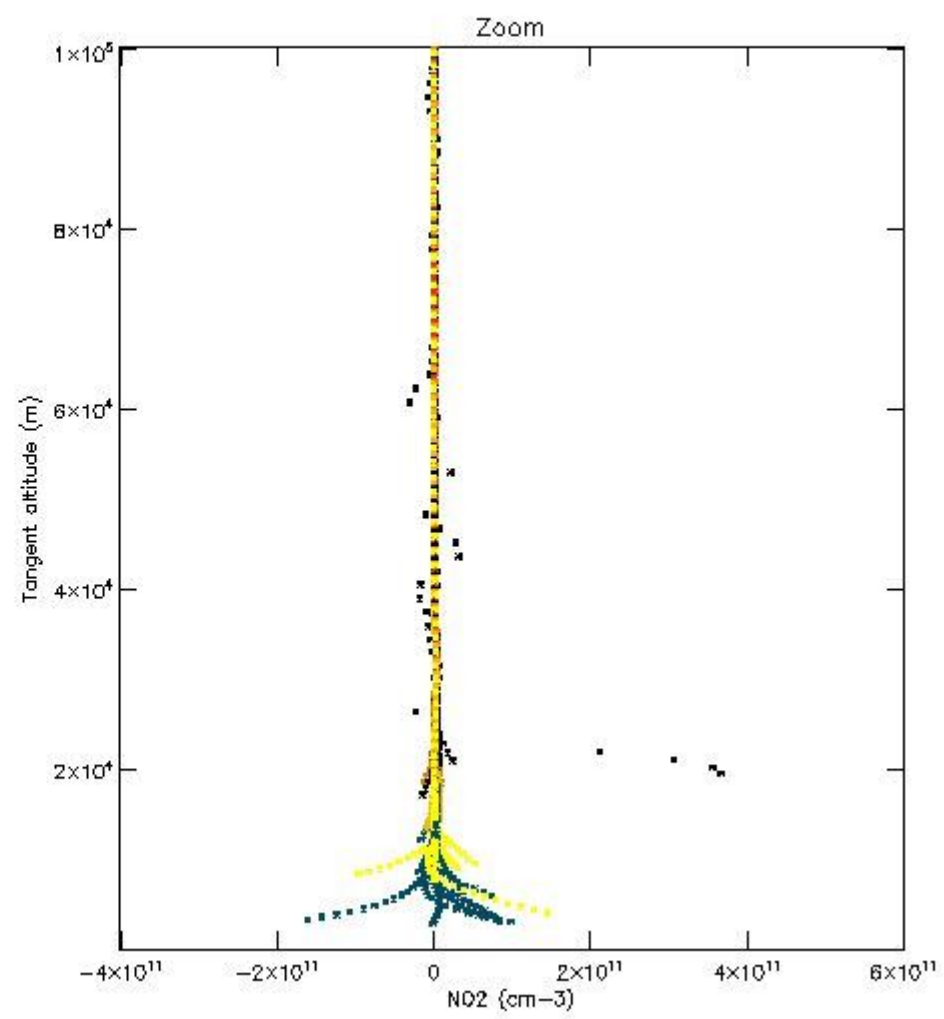
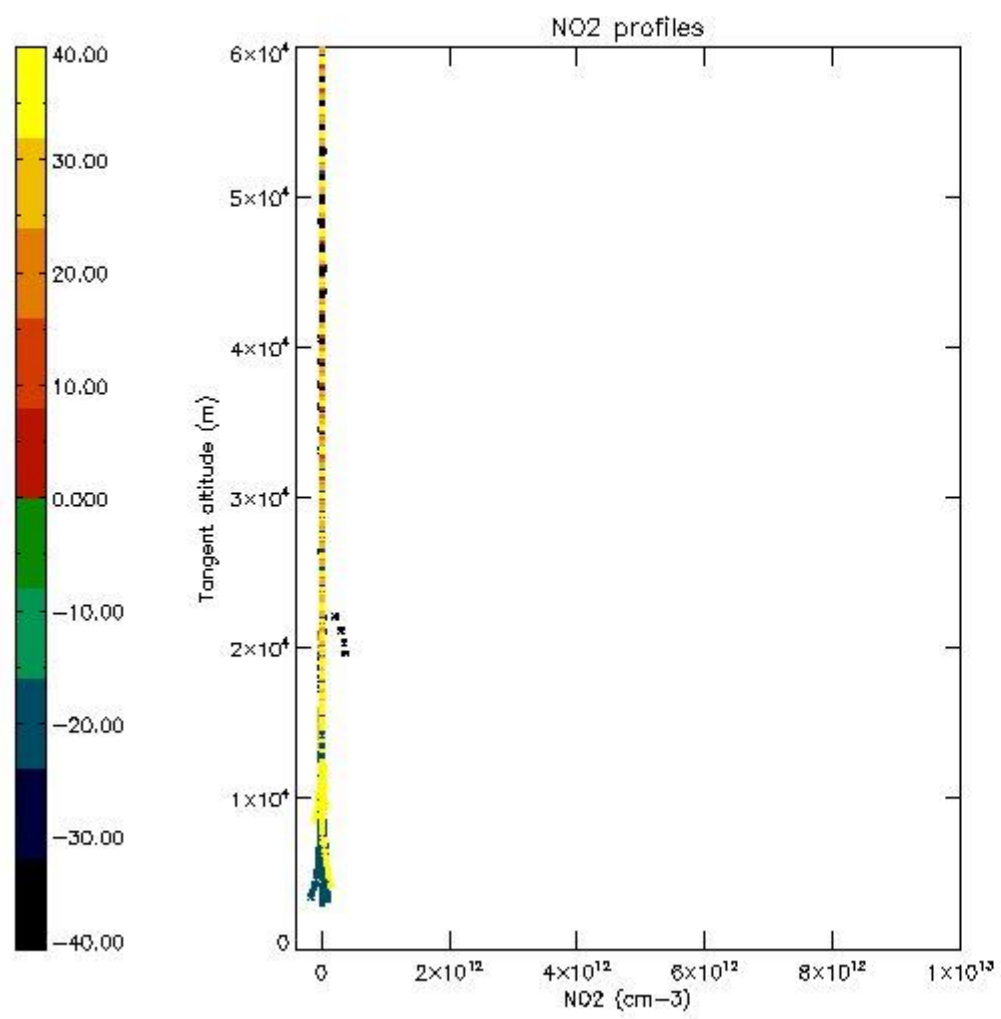
The colorbar represents the latitude.



*5.6 Plot NO<sub>2</sub> profiles for all STD (dark without errors)*

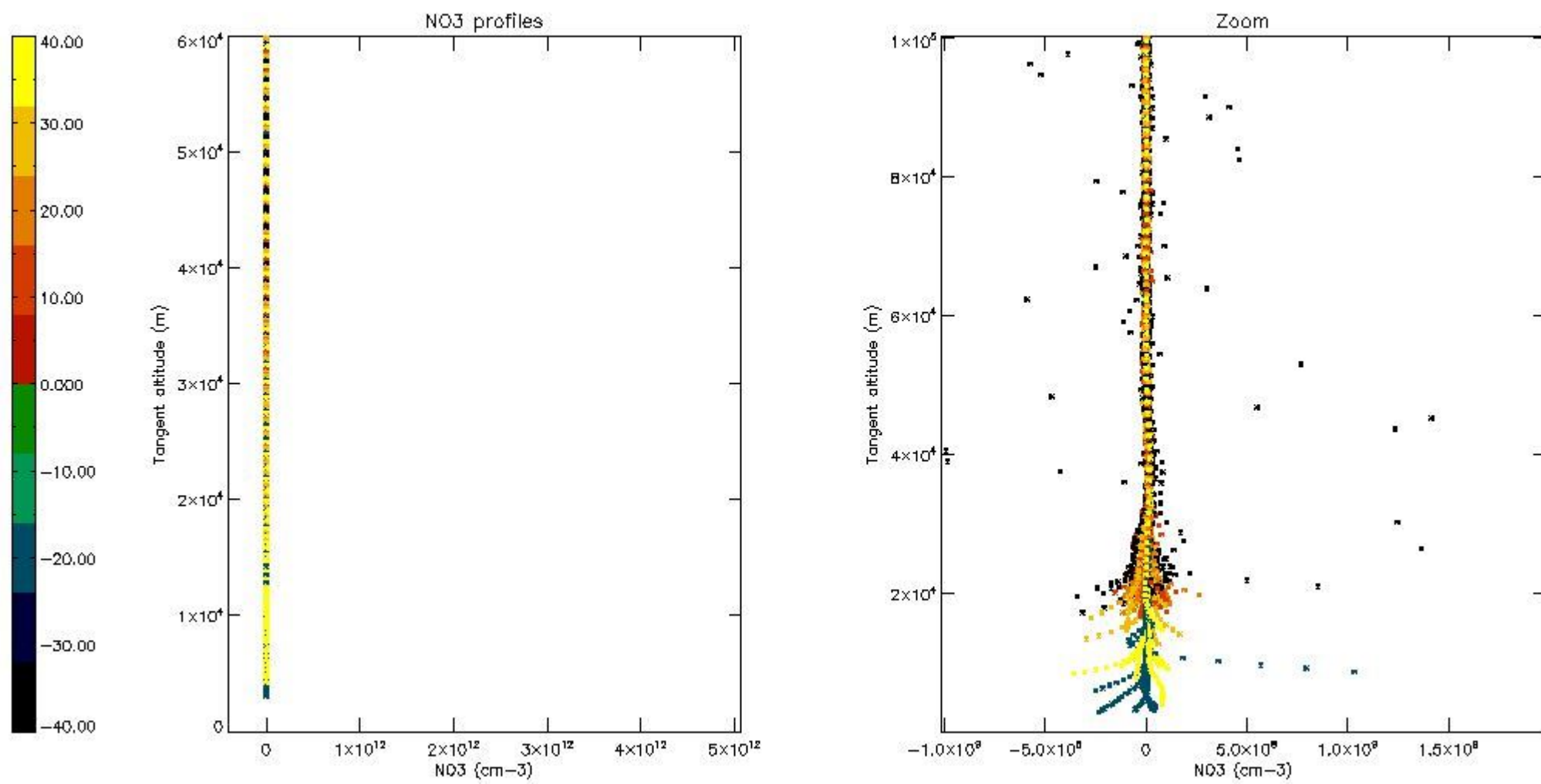
The colorbar represents the latitude.





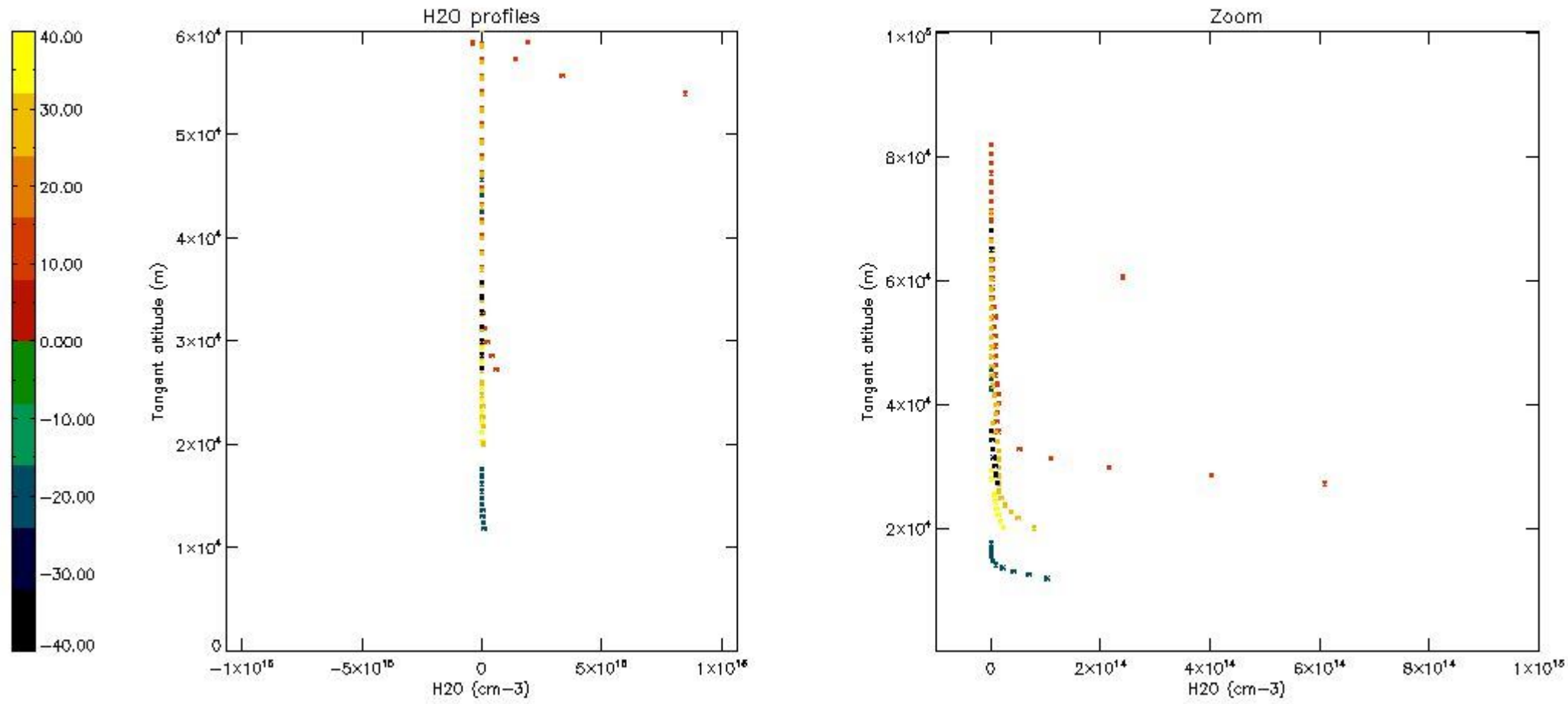
*5.7 Plot NO3 profiles for all STD (dark without errors)*

The colorbar represents the latitude.



5.8 Plot H2O profiles for all STD (only for occultations of stars 1,2,3,4,13,14,16,26,63 dark without errors)

The colorbar represents the latitude.

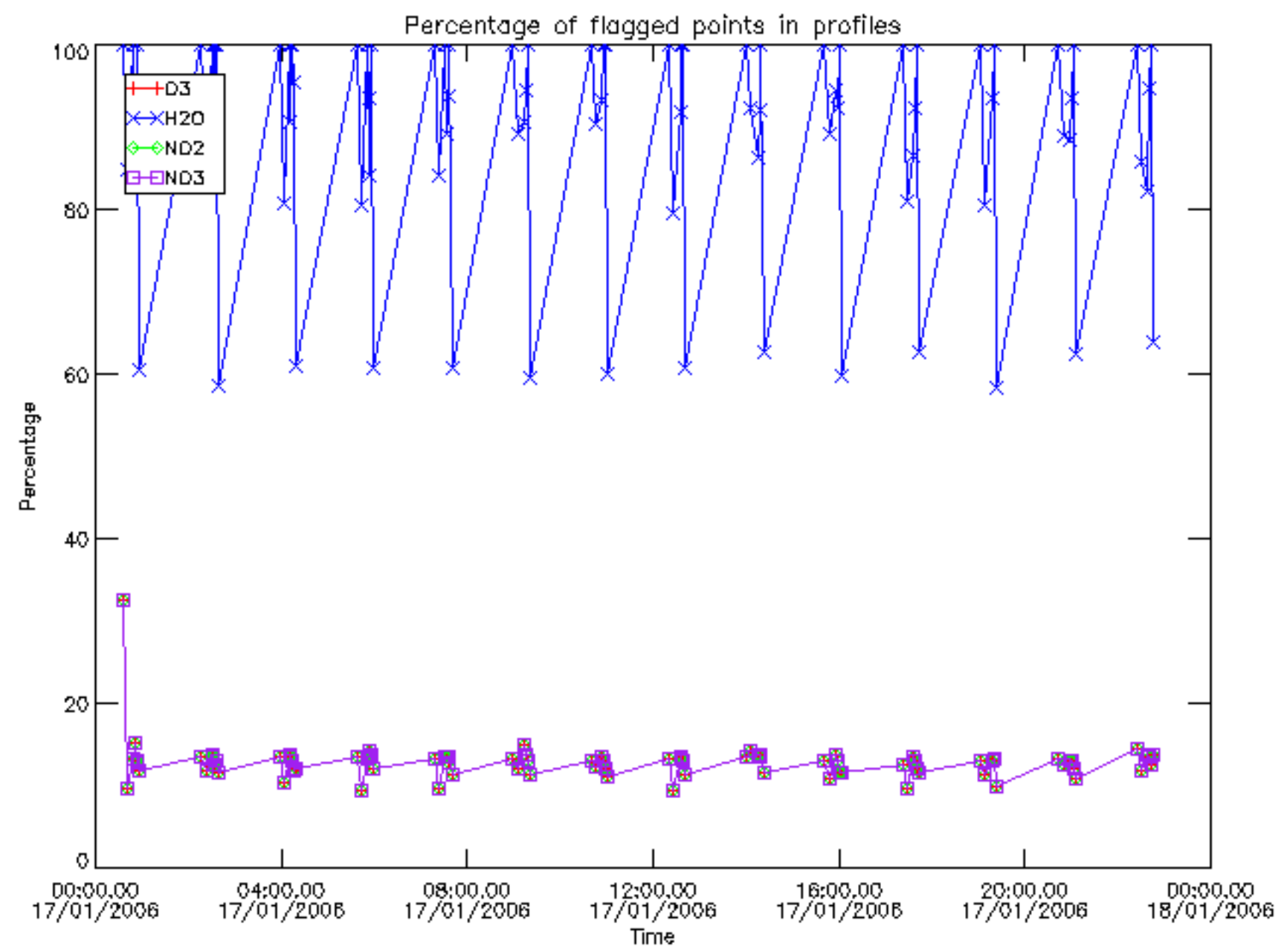


## 6. Auxiliary Data Files used for the production reported in section 2

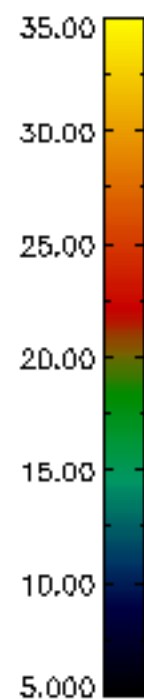
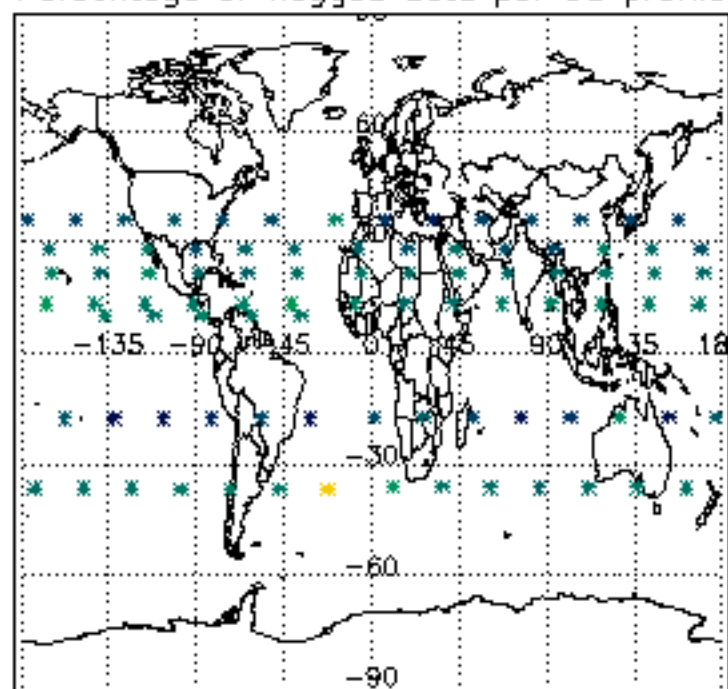
The number reported in the third column indicates since which file (see list in section 2) the corresponding auxiliary file has been used. The fourth column is the date of those product files.

Type	Auxiliary Filename	Used since product	Used since product date
INST_PHYS_CHARACTERISTICS	GOM_INS_AXVIEC20091111_143220_20030716_120000_20500101_000000	1	17-JAN-2006 00:07:49
LEVEL-2_PROC_CONFIG	GOM_PR2_AXVIEC20091111_152718_20020301_000000_20500101_000000	1	17-JAN-2006 00:07:49
CROSS_SECTIONS_FILE	GOM_CRS_AXVIEC20091111_154832_20020301_000000_20500101_000000	1	17-JAN-2006 00:07:49

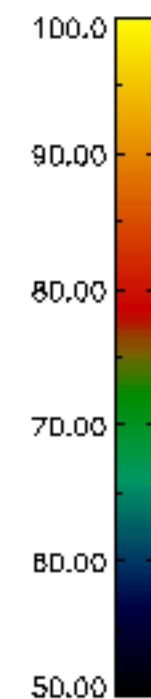
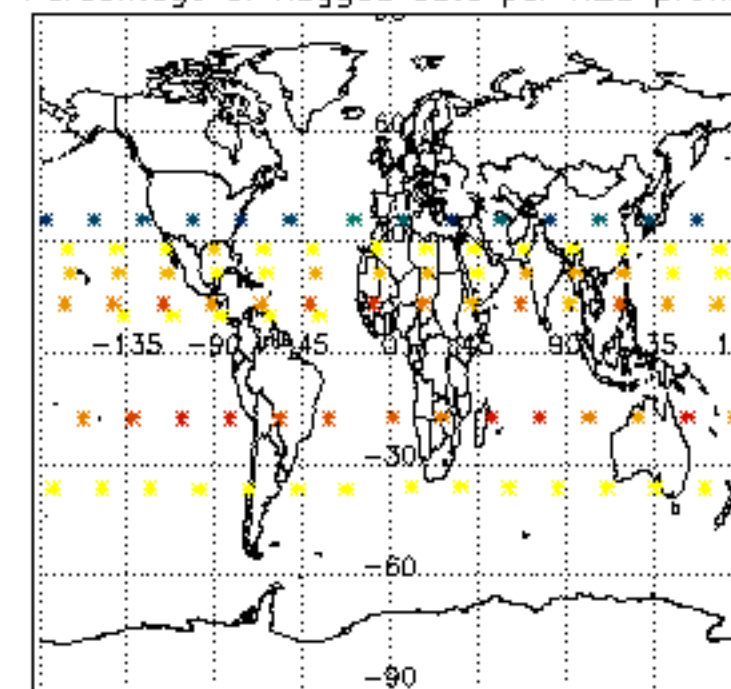




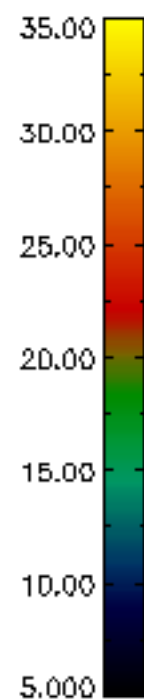
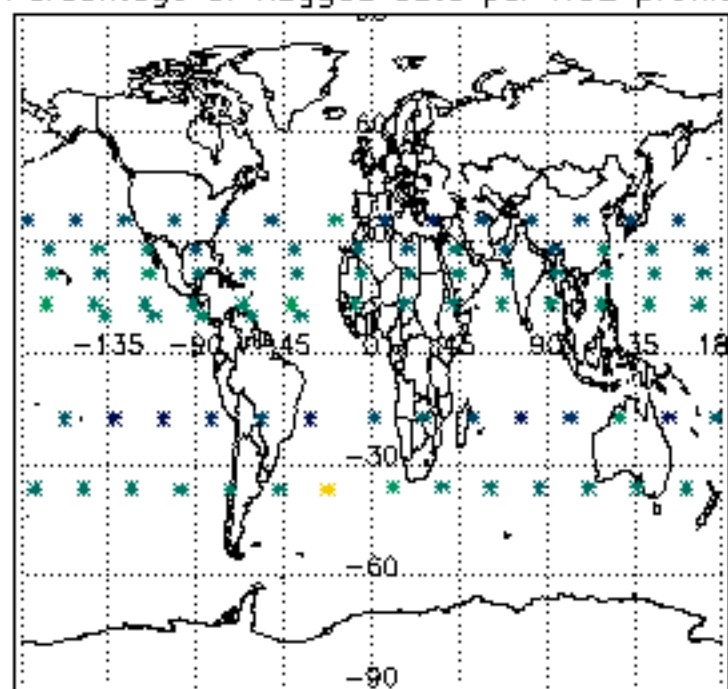
Percentage of flagged data per D3 profile



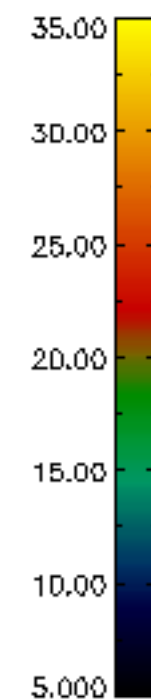
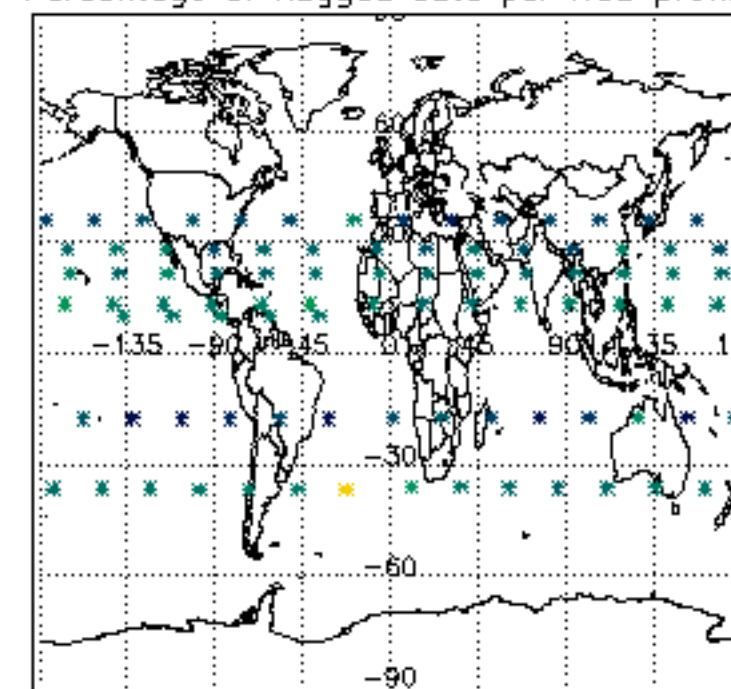
Percentage of flagged data per H2O profile

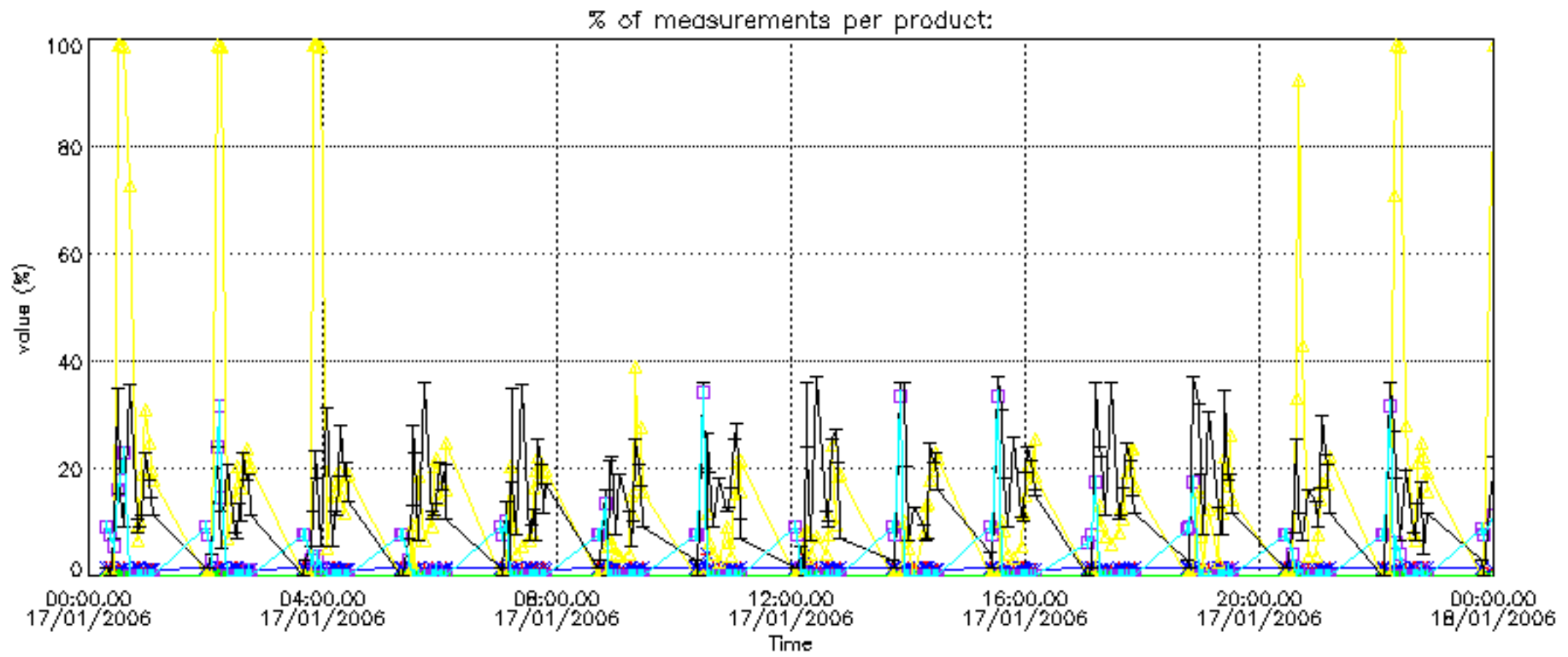


Percentage of flagged data per NO2 profile

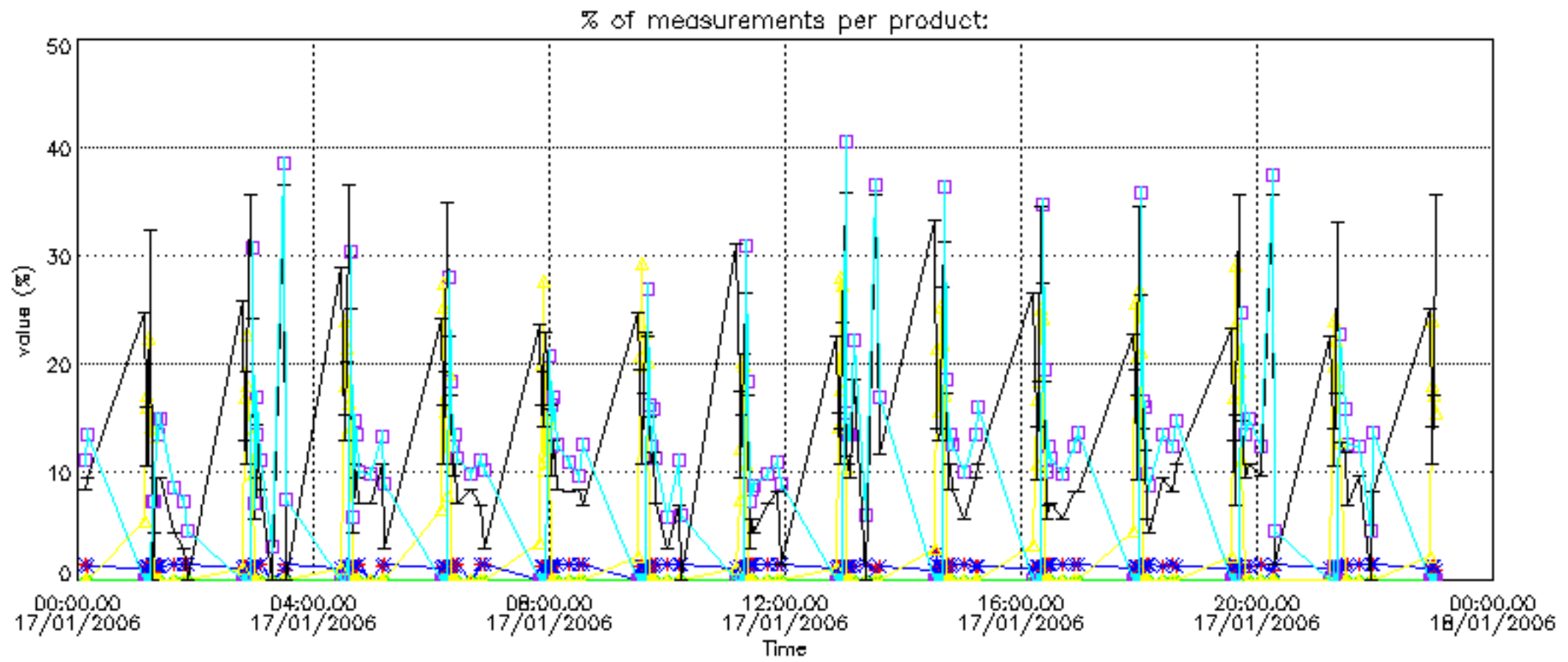


Percentage of flagged data per NO3 profile

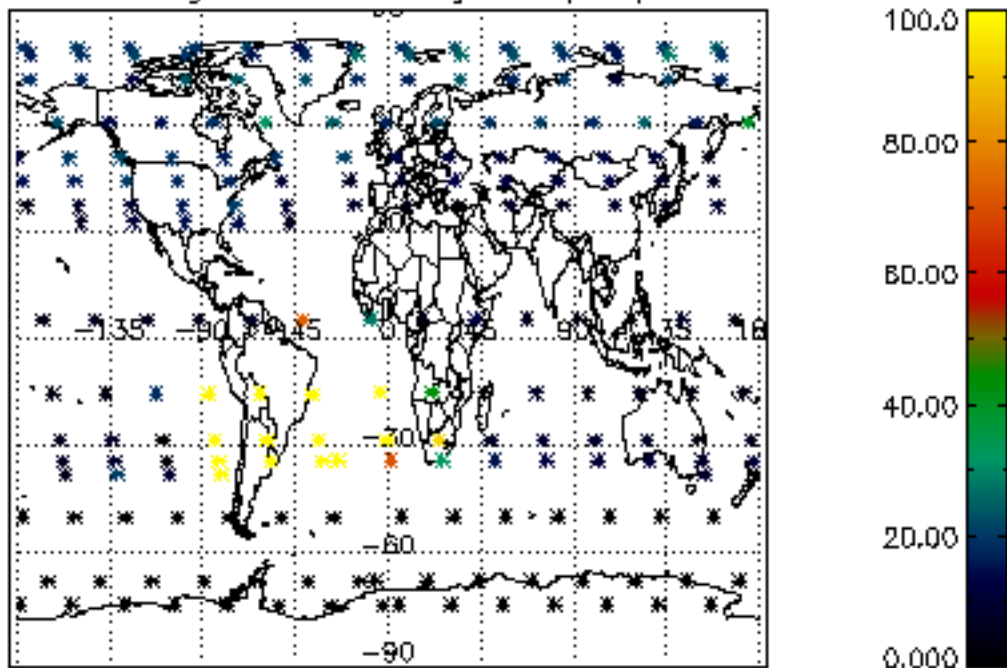




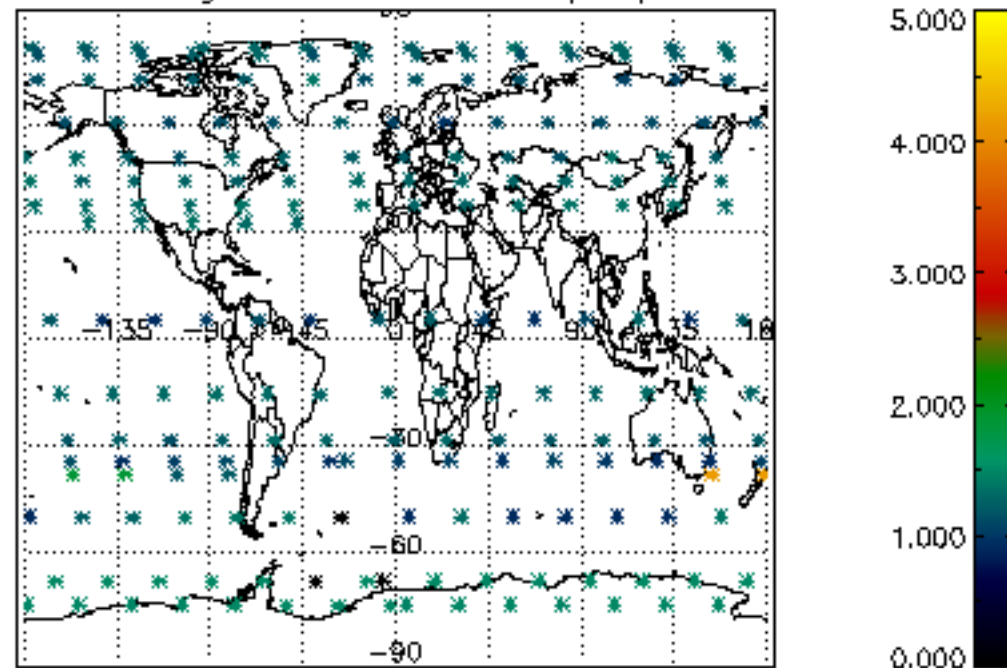




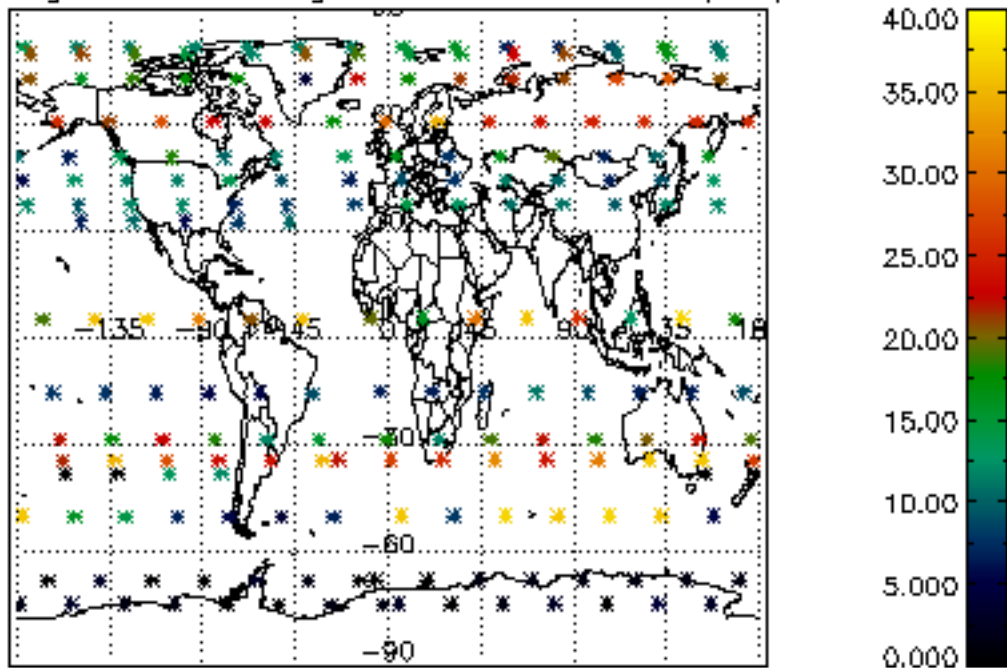
Percentage of cosmic ray hits per profile



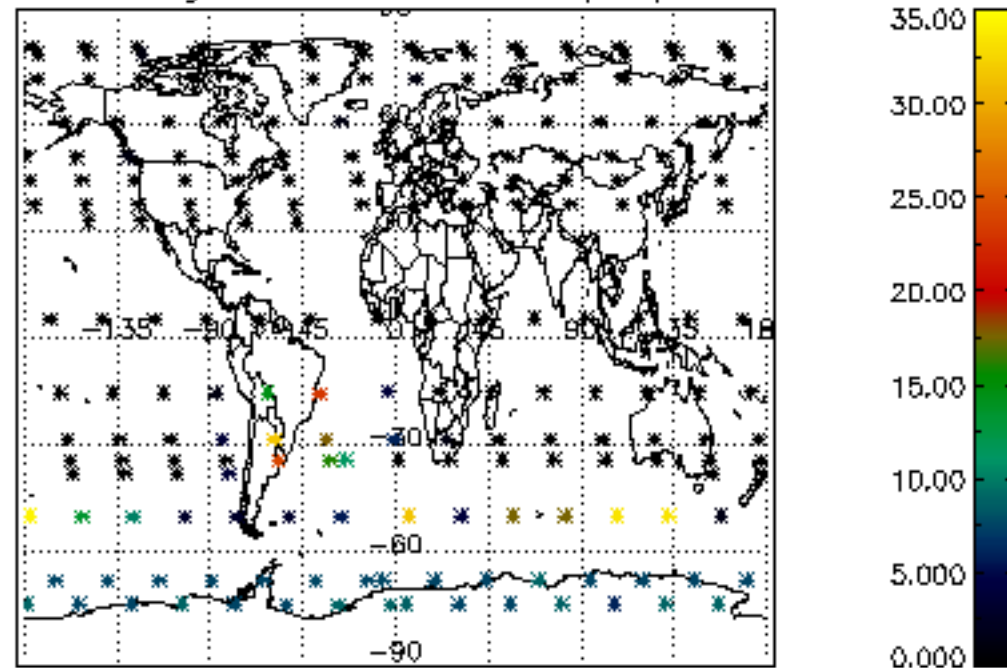
Percentage of datation errors per profile



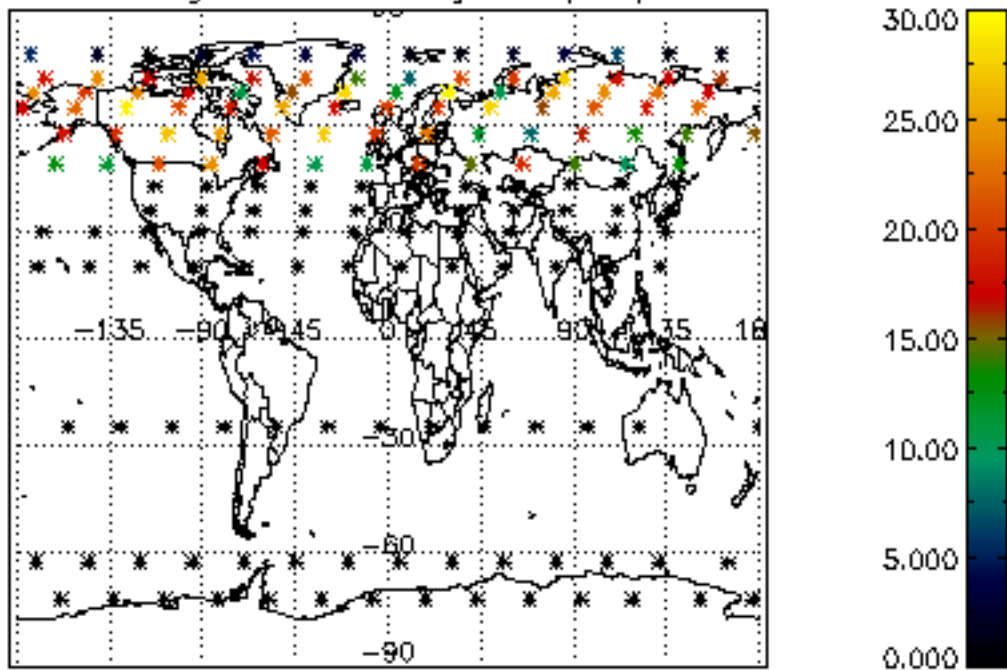
Percentage of star falling outside central band per profile



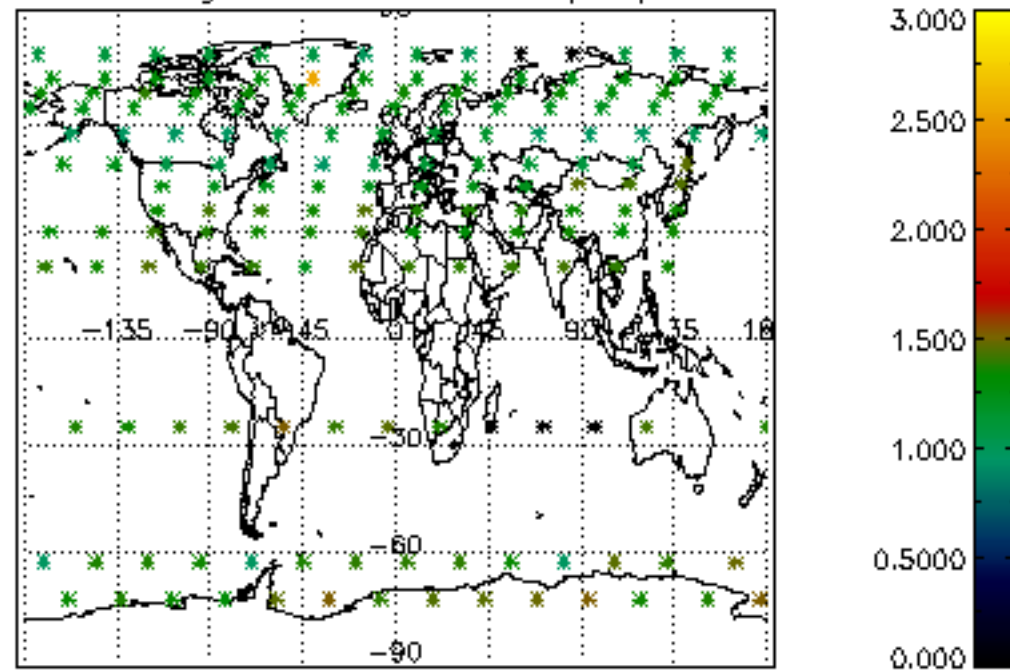
Percentage of saturation errors per profile



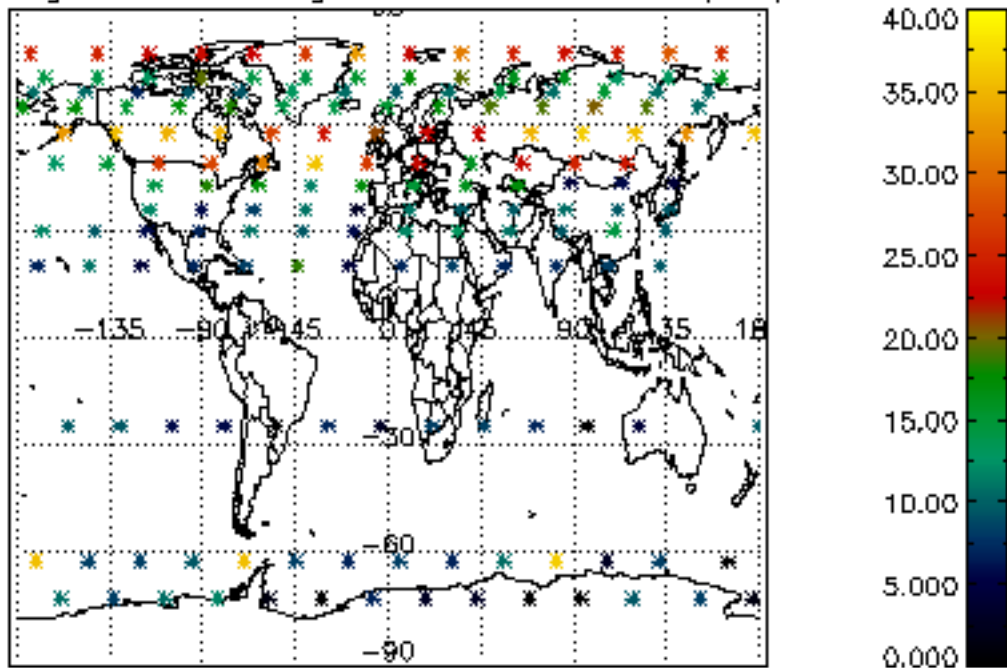
Percentage of cosmic ray hits per profile



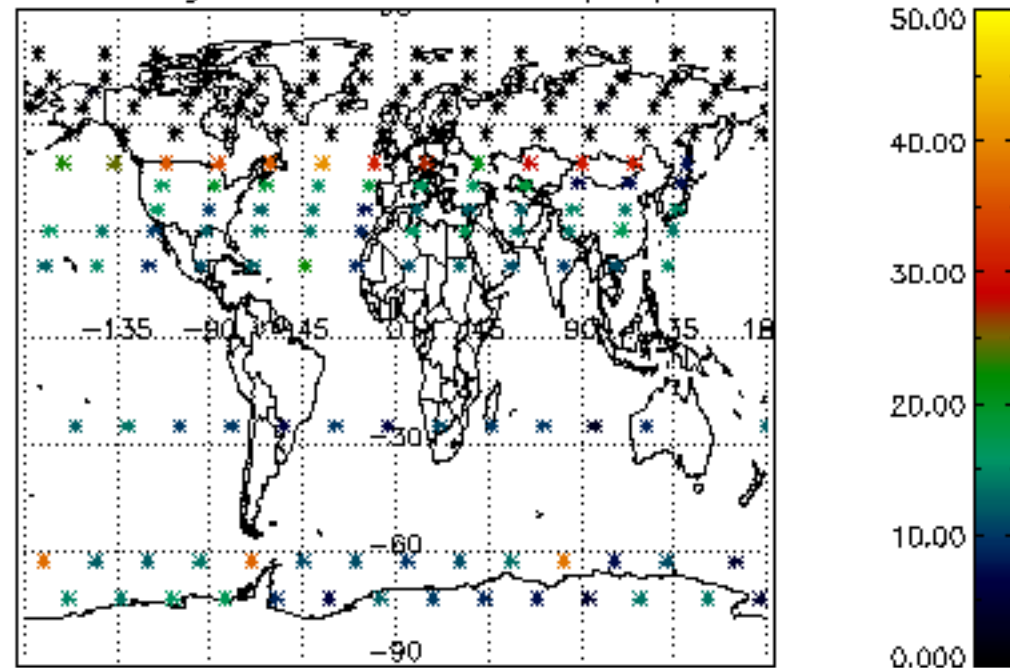
Percentage of datation errors per profile



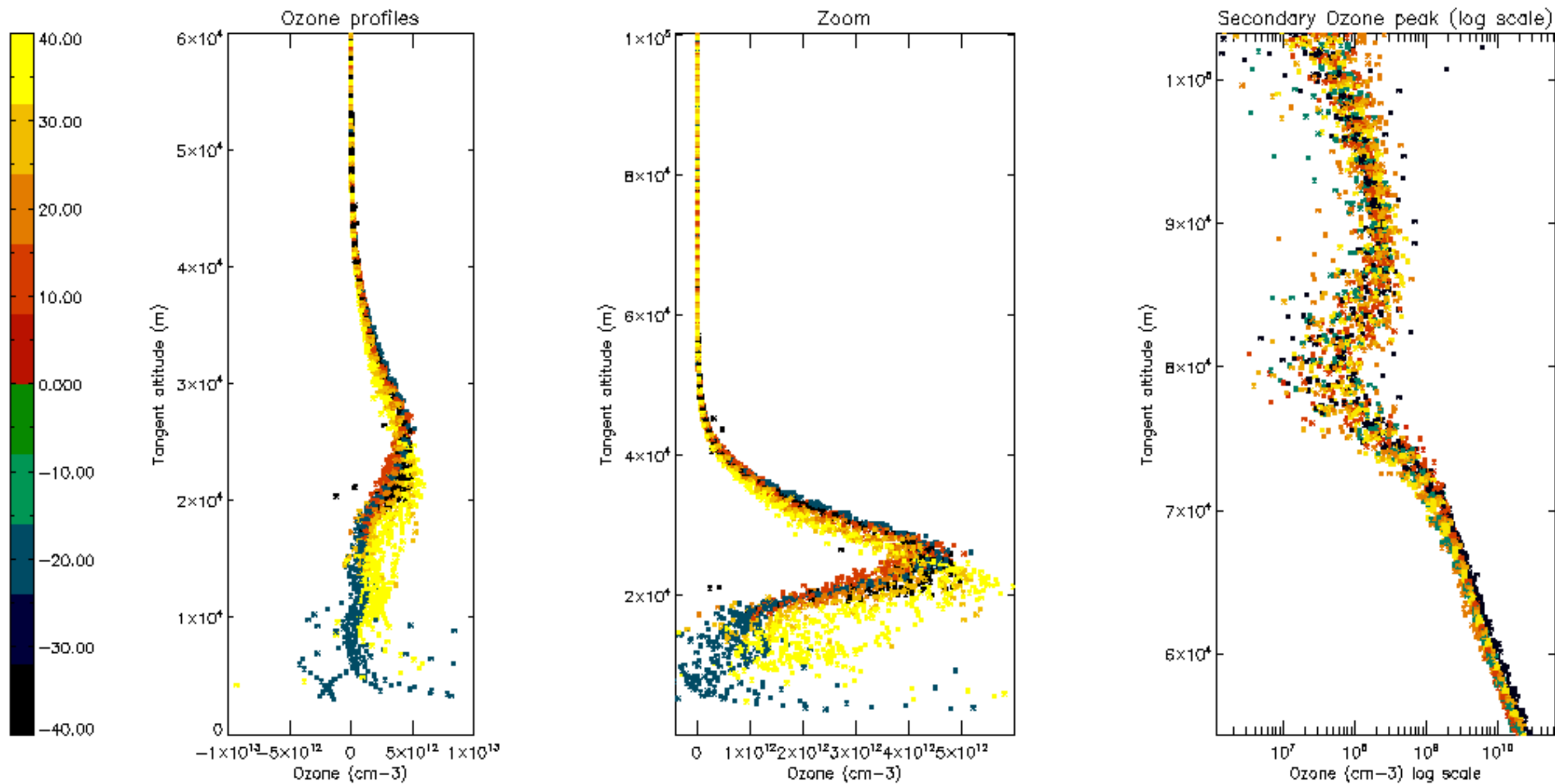
Percentage of star falling outside central band per profile

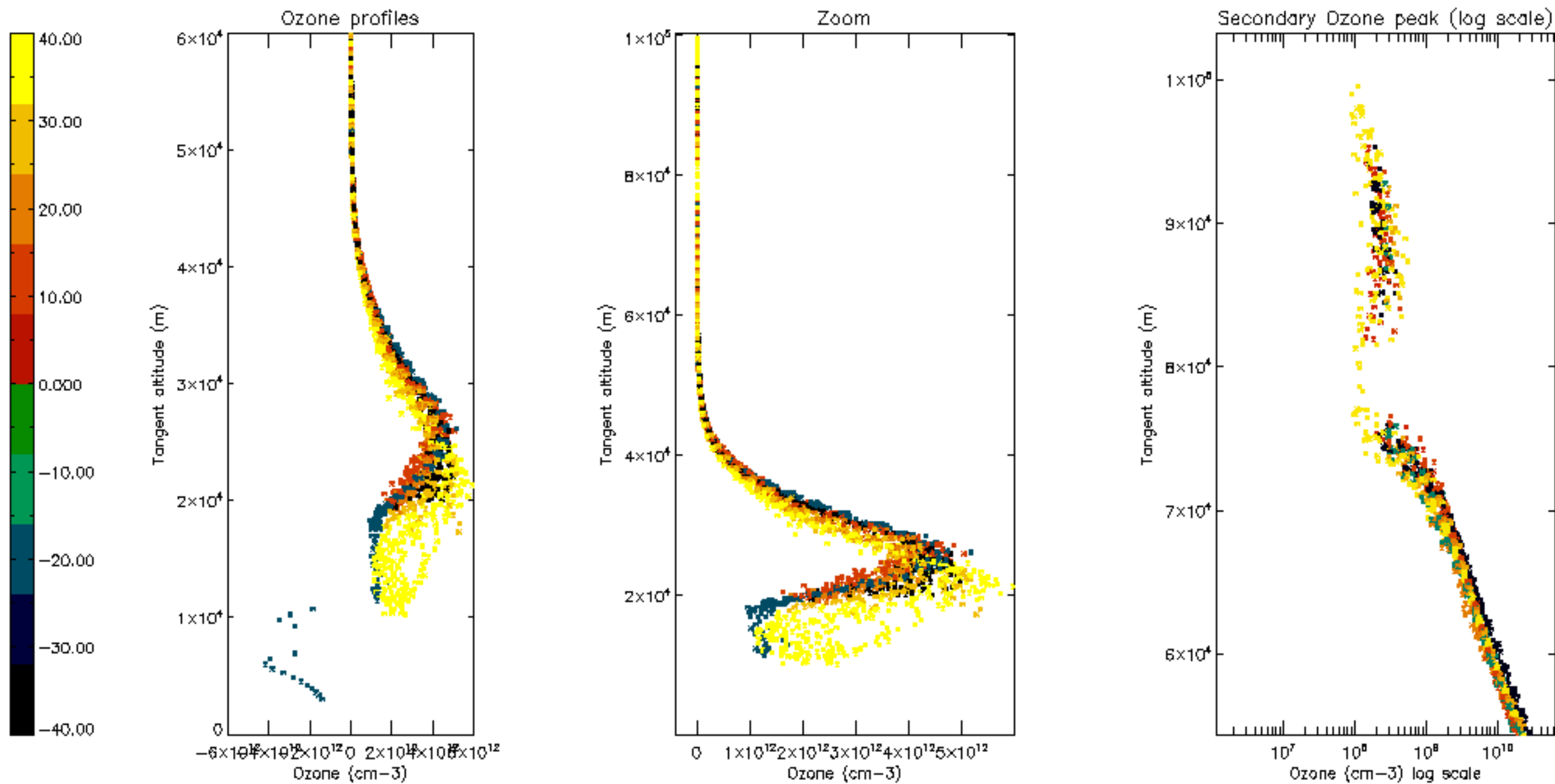


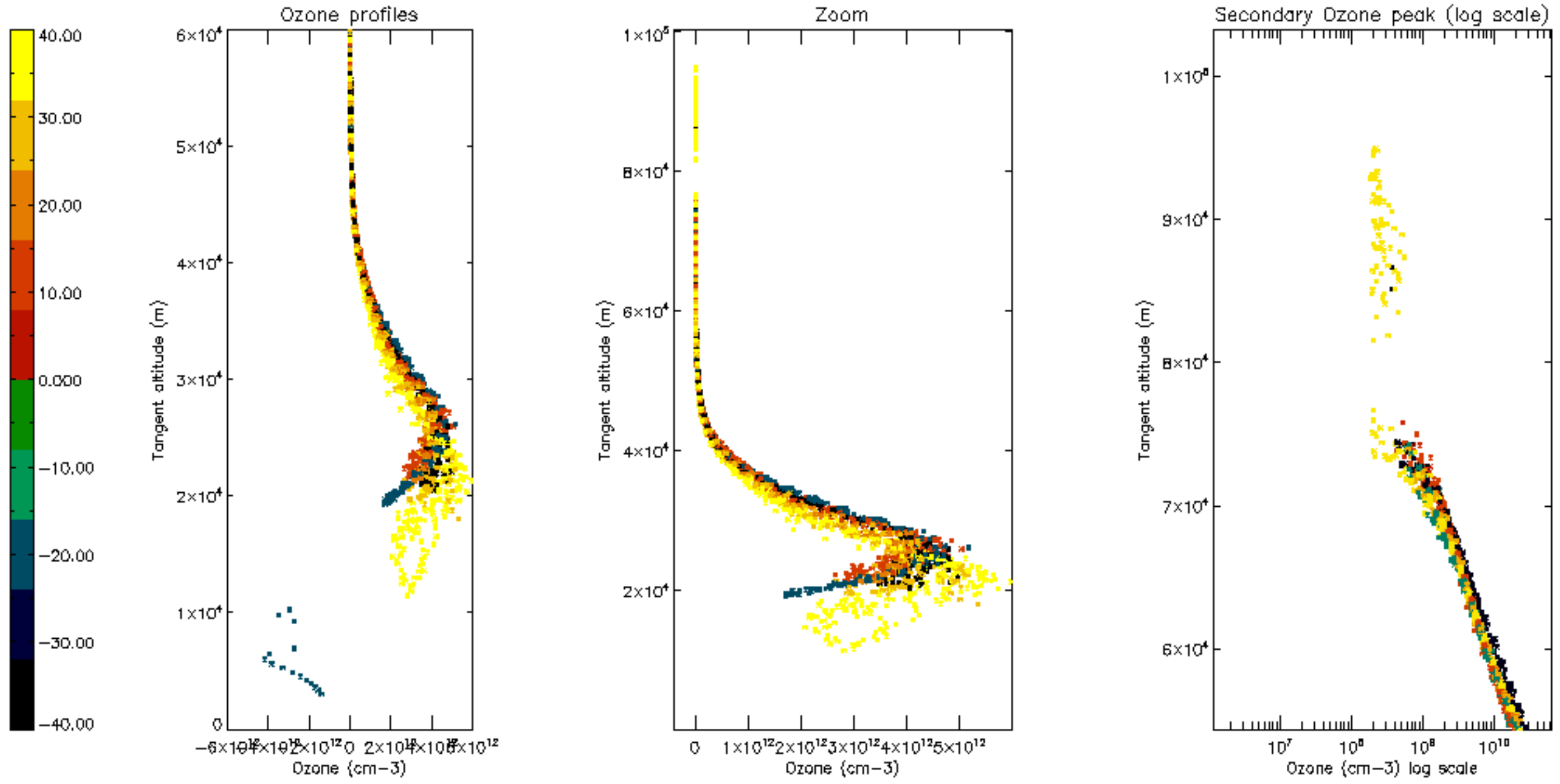
Percentage of saturation errors per profile



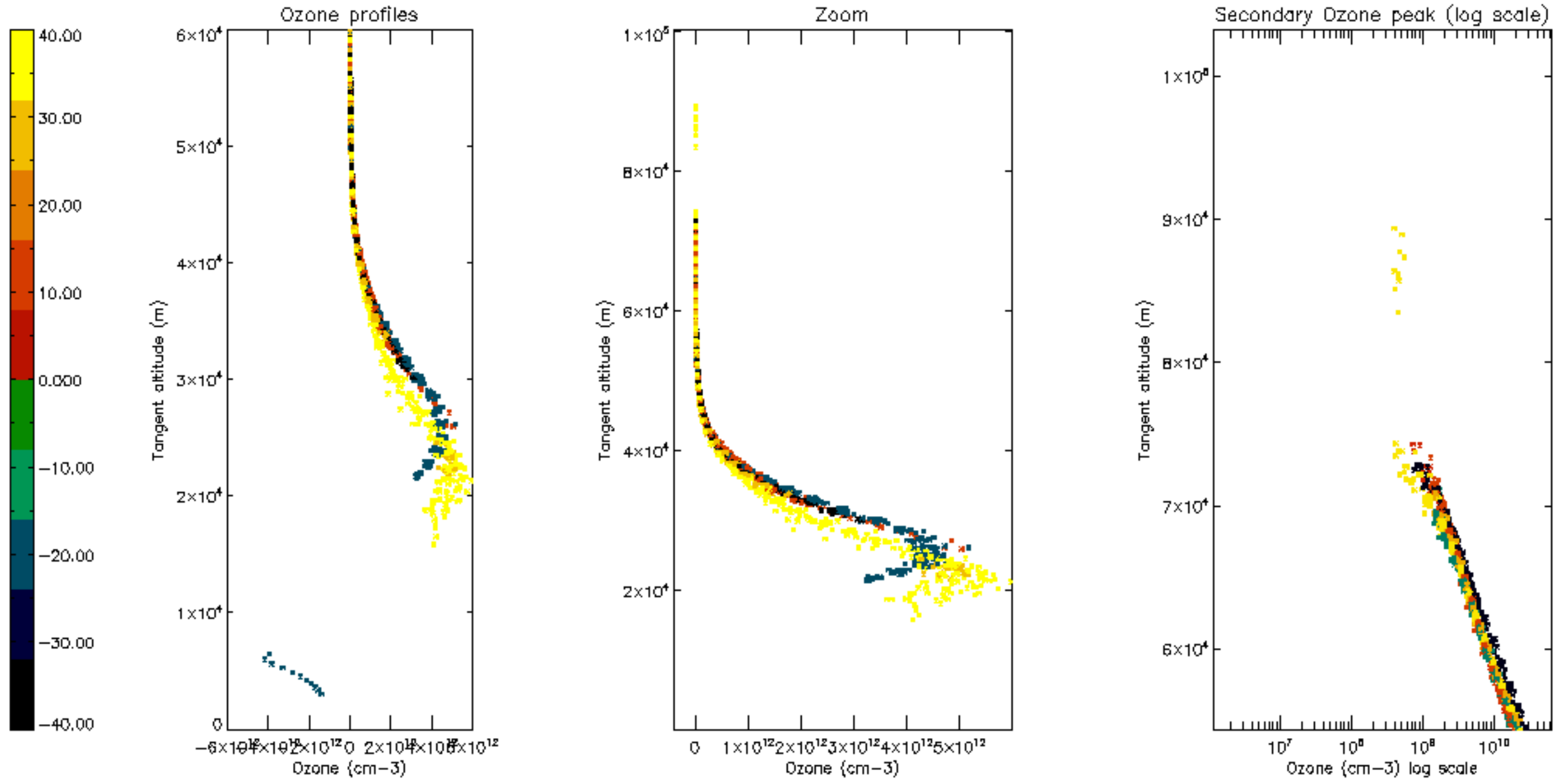


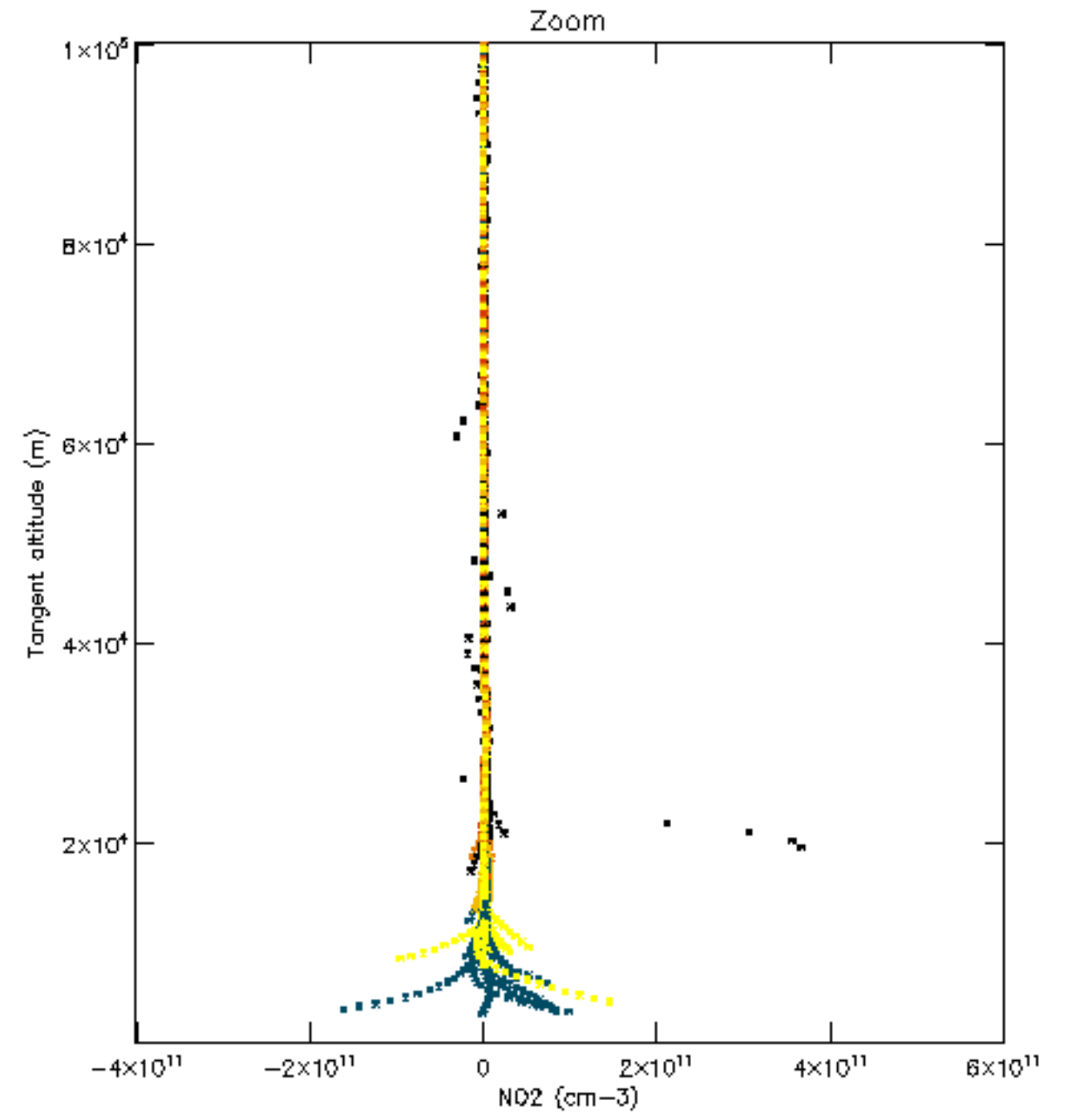
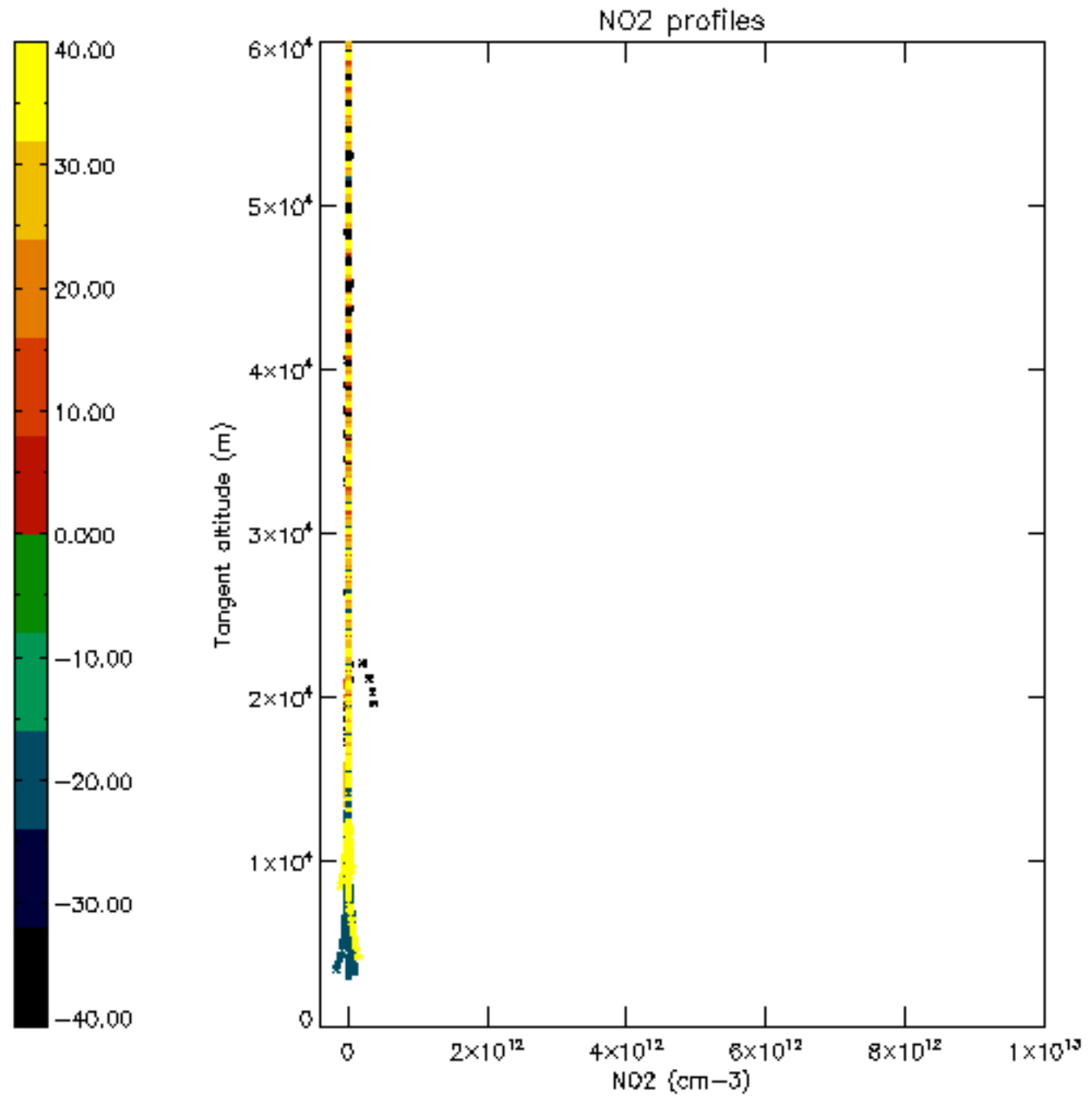


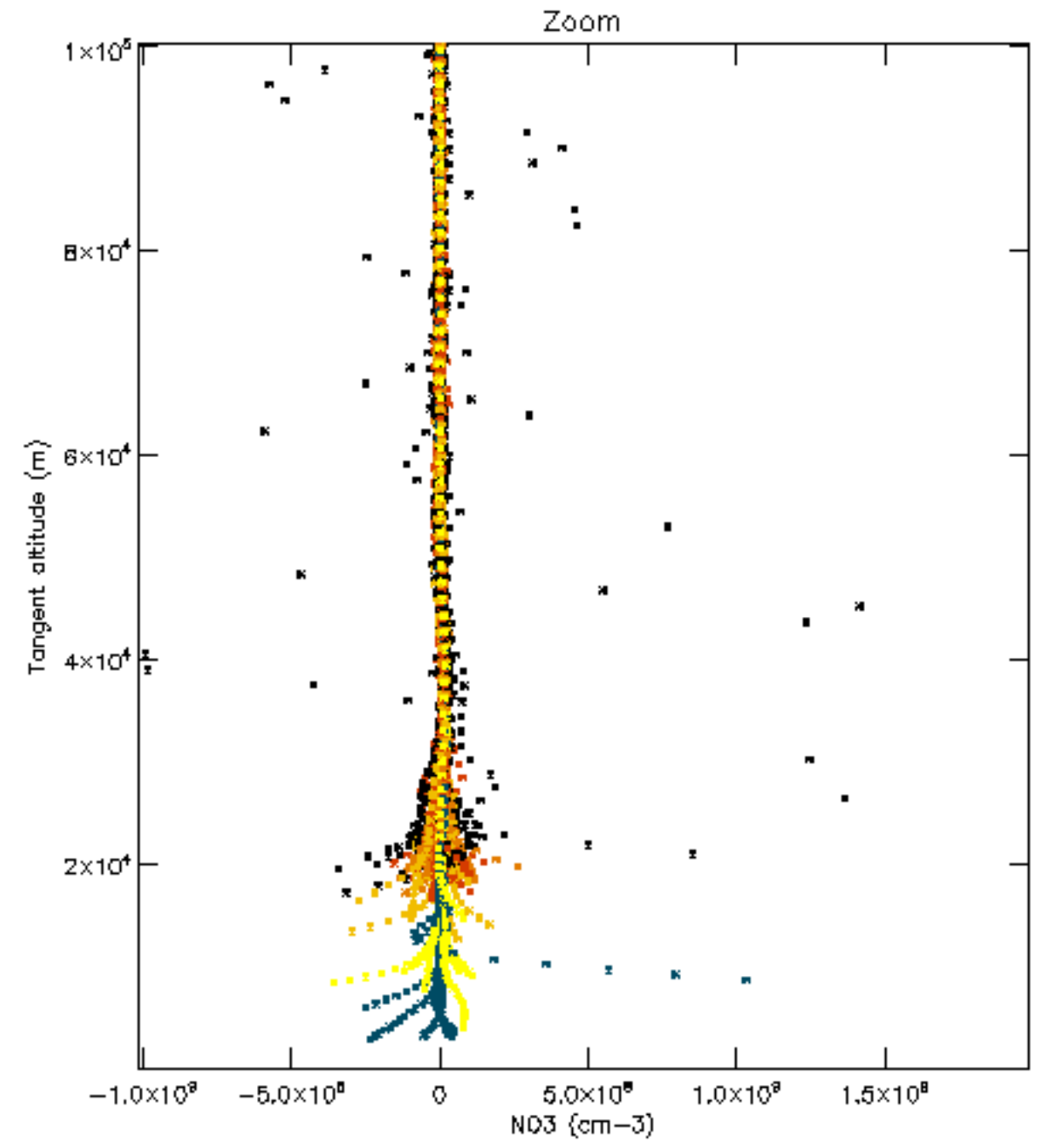
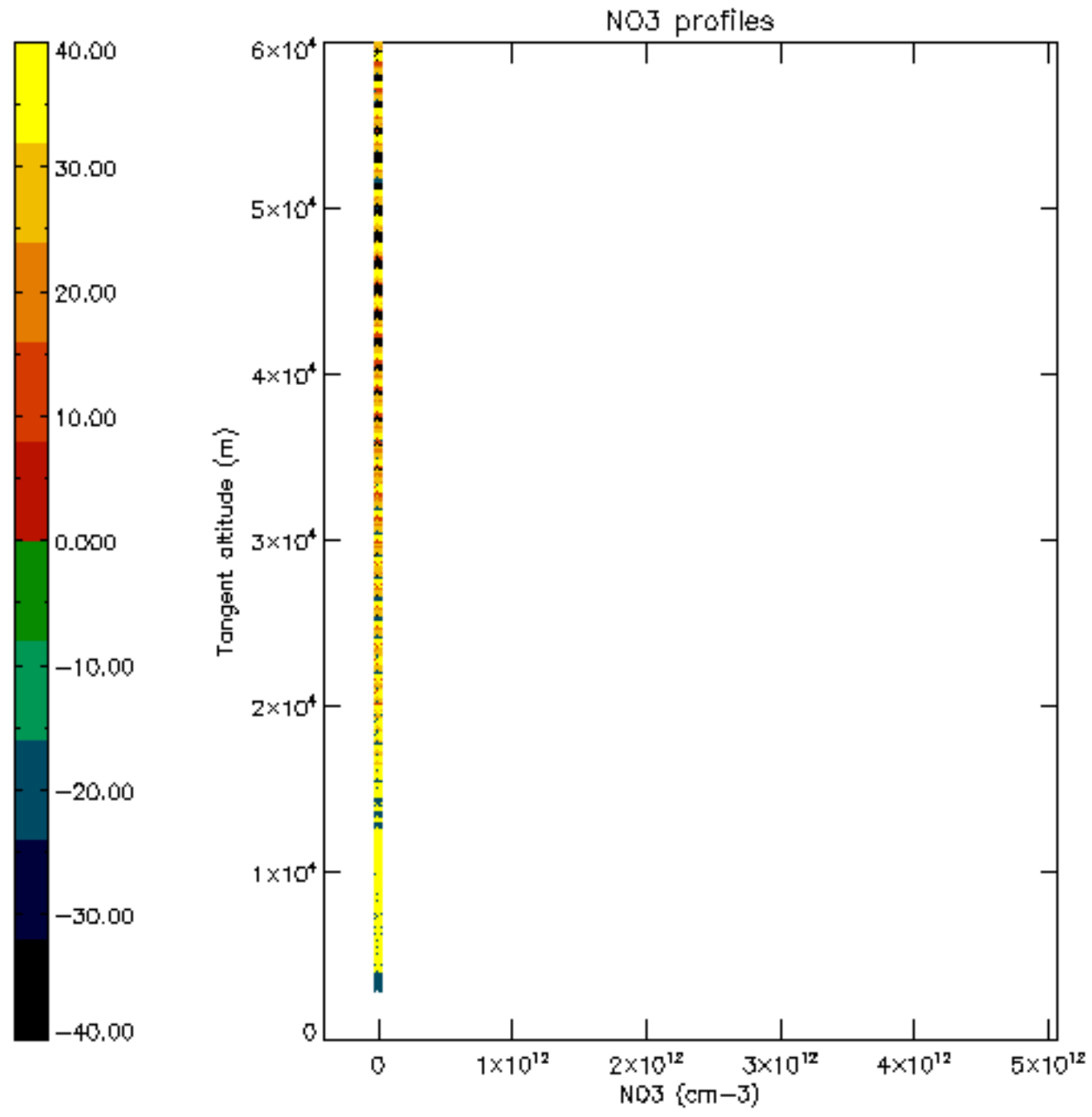




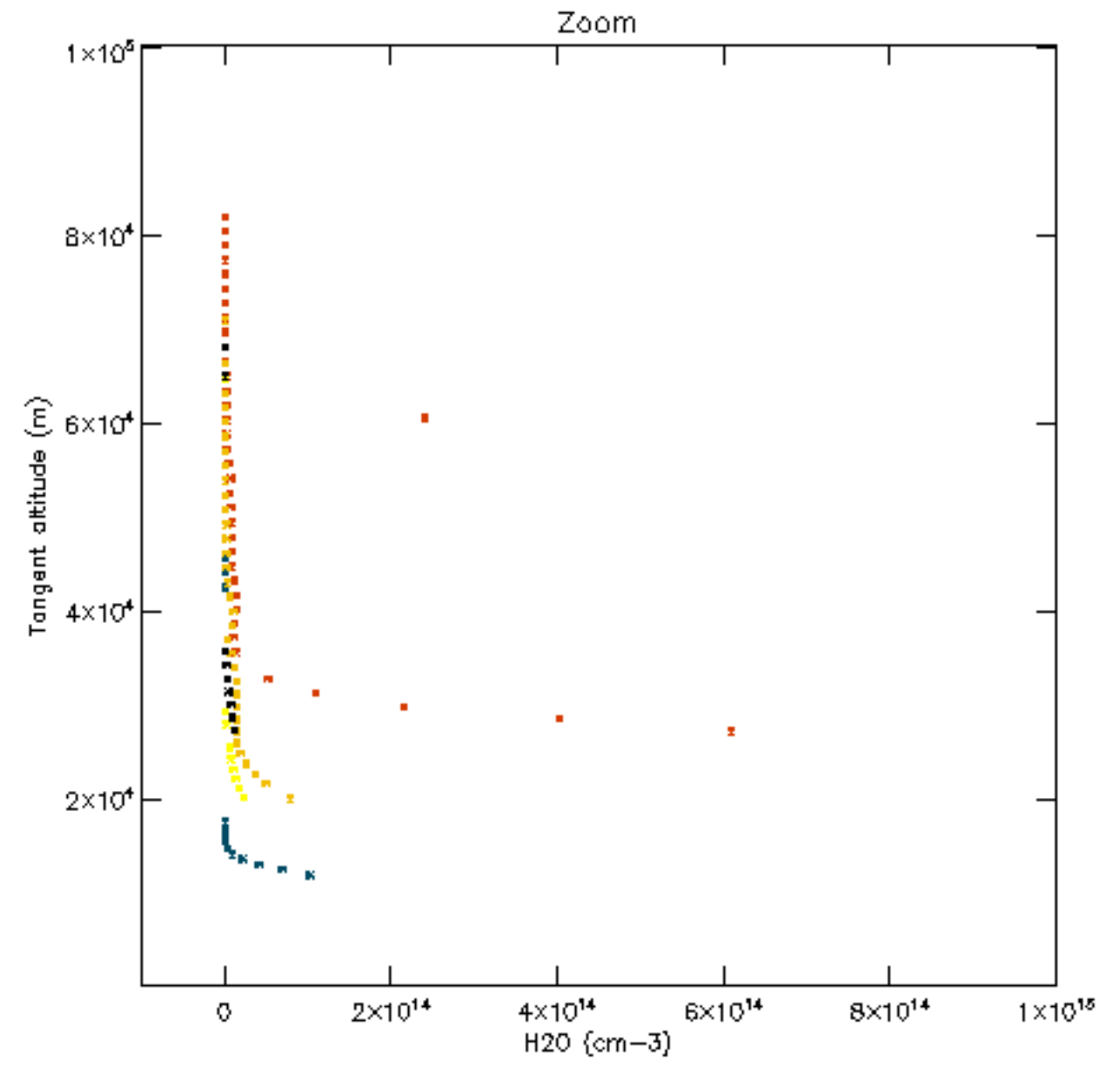
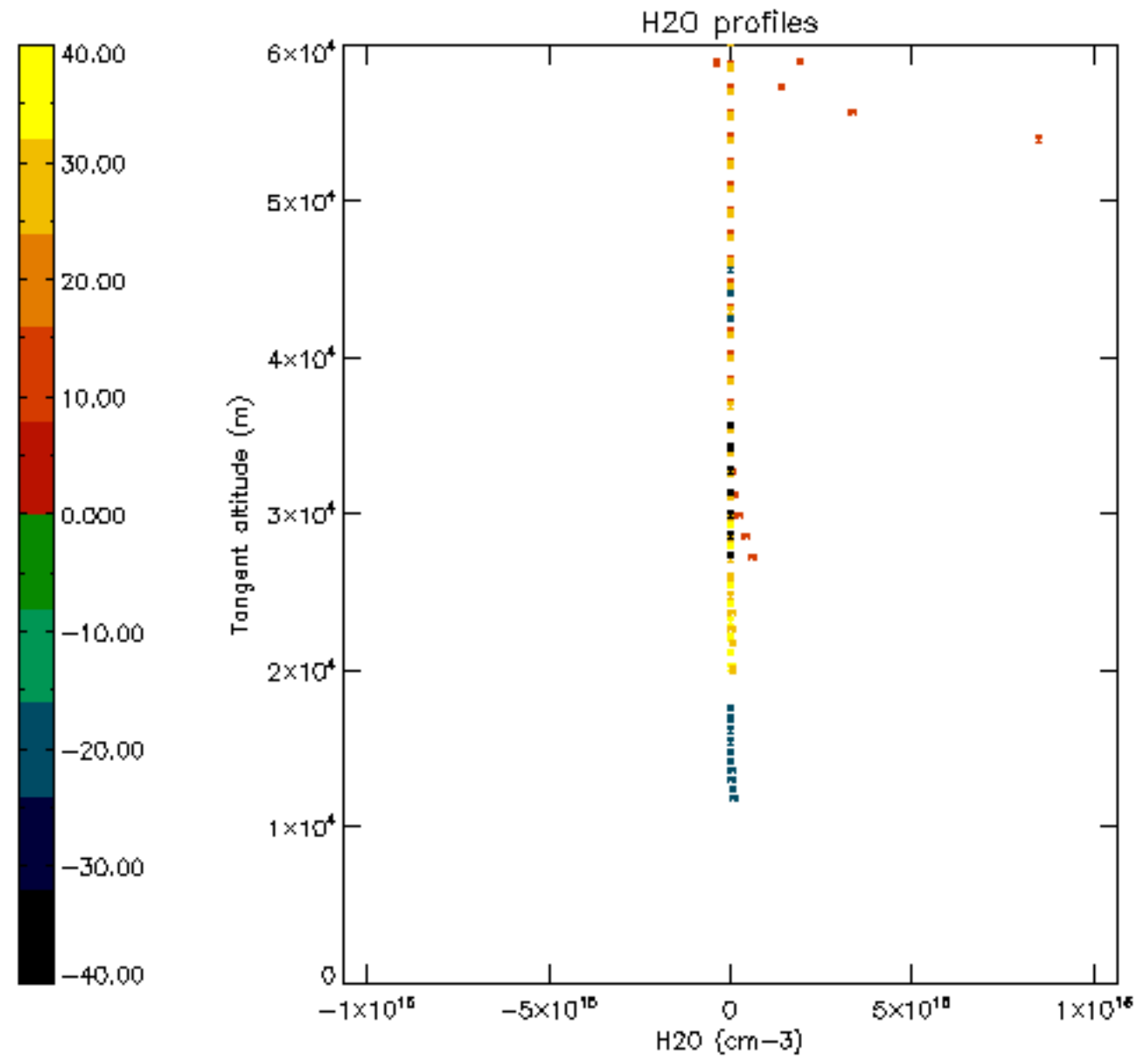


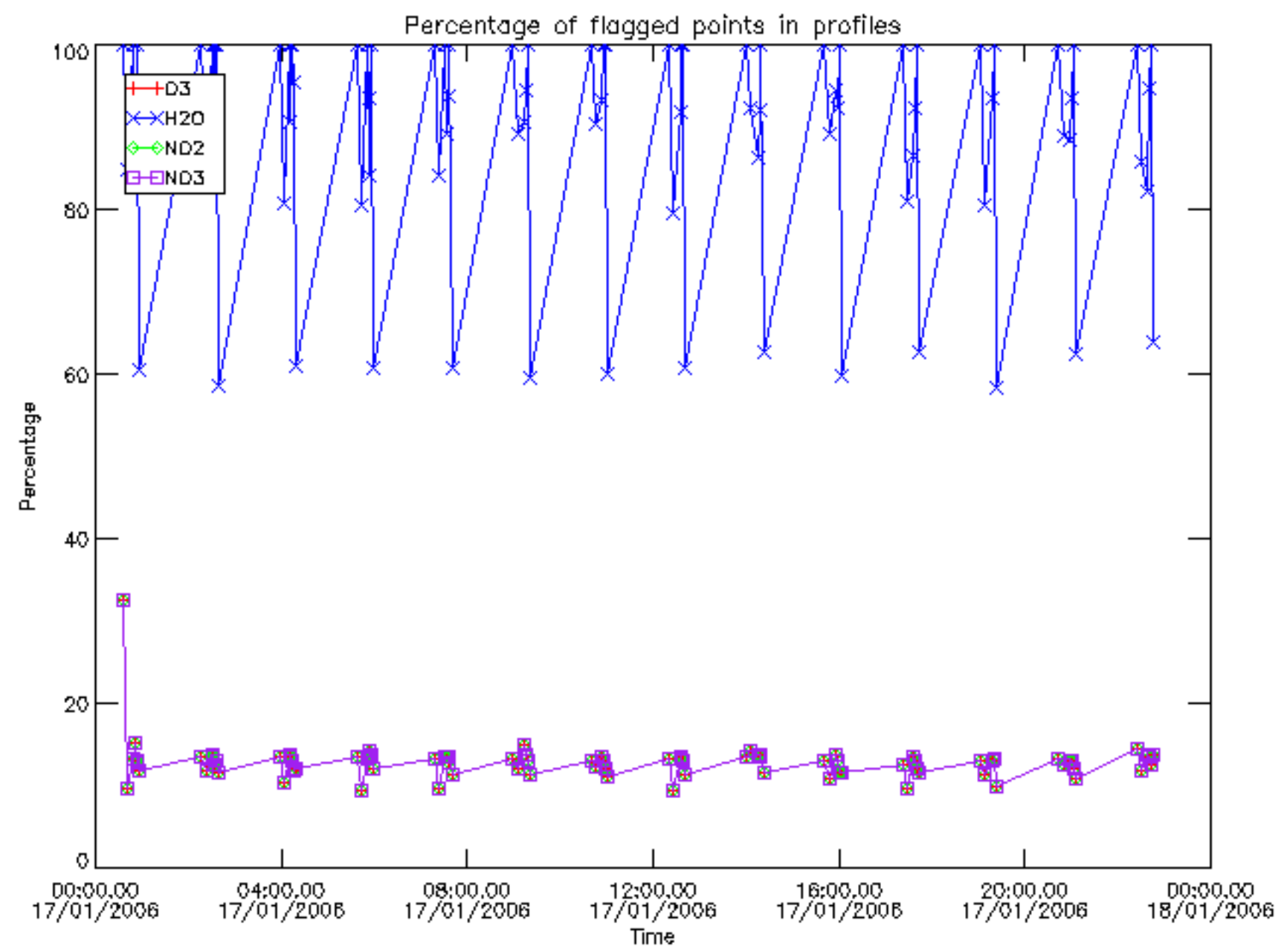




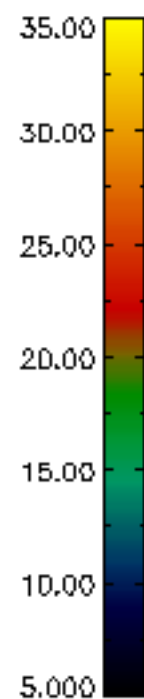
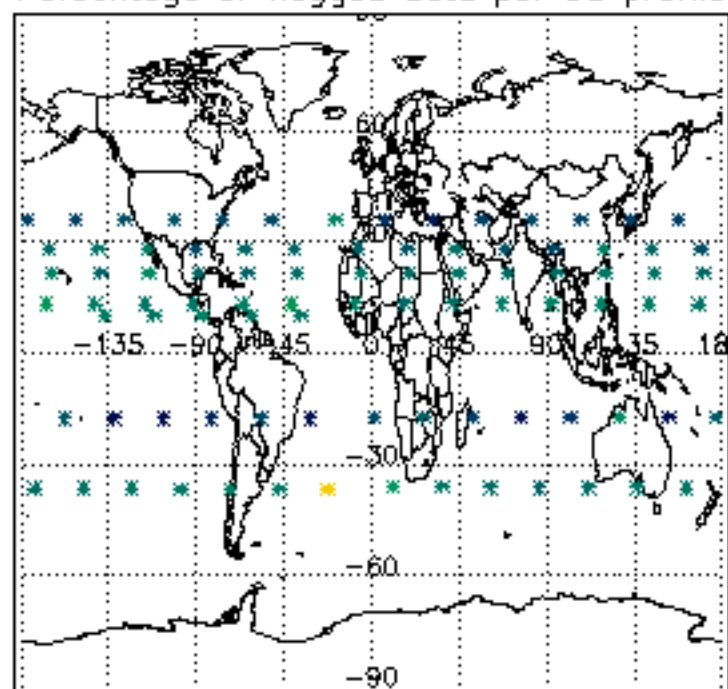




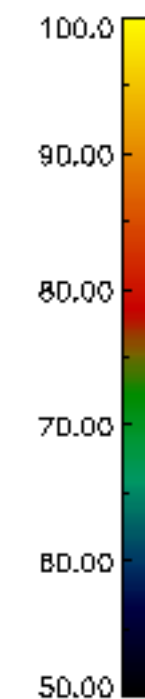
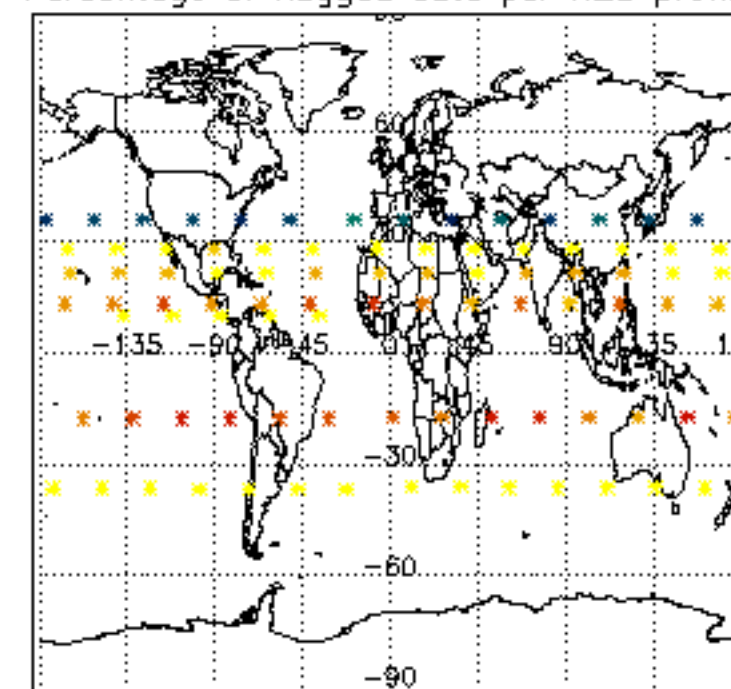




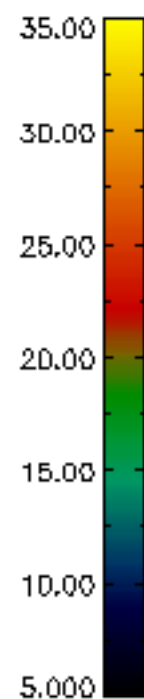
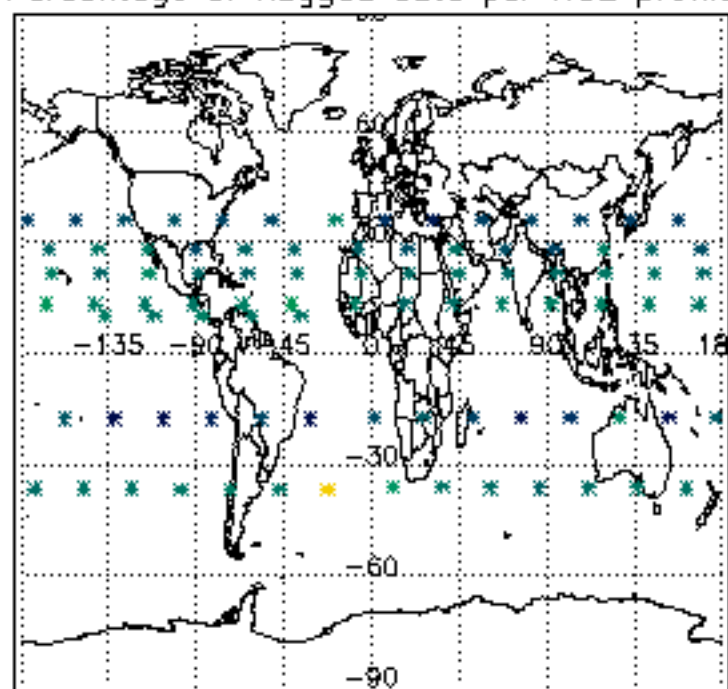
Percentage of flagged data per D3 profile



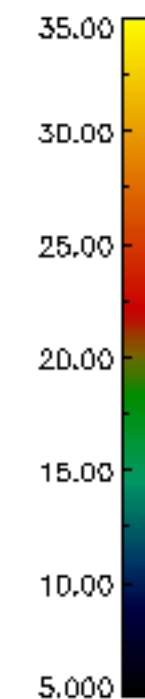
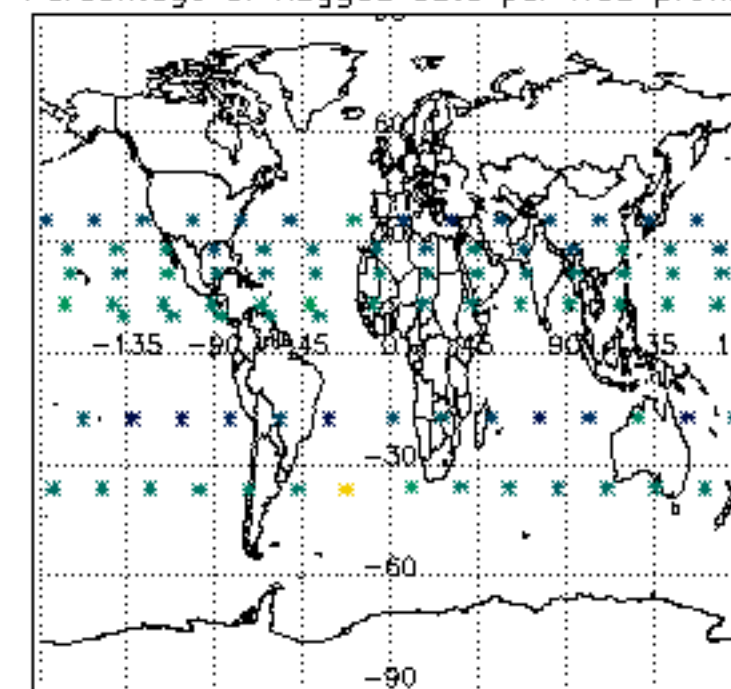
Percentage of flagged data per H2O profile

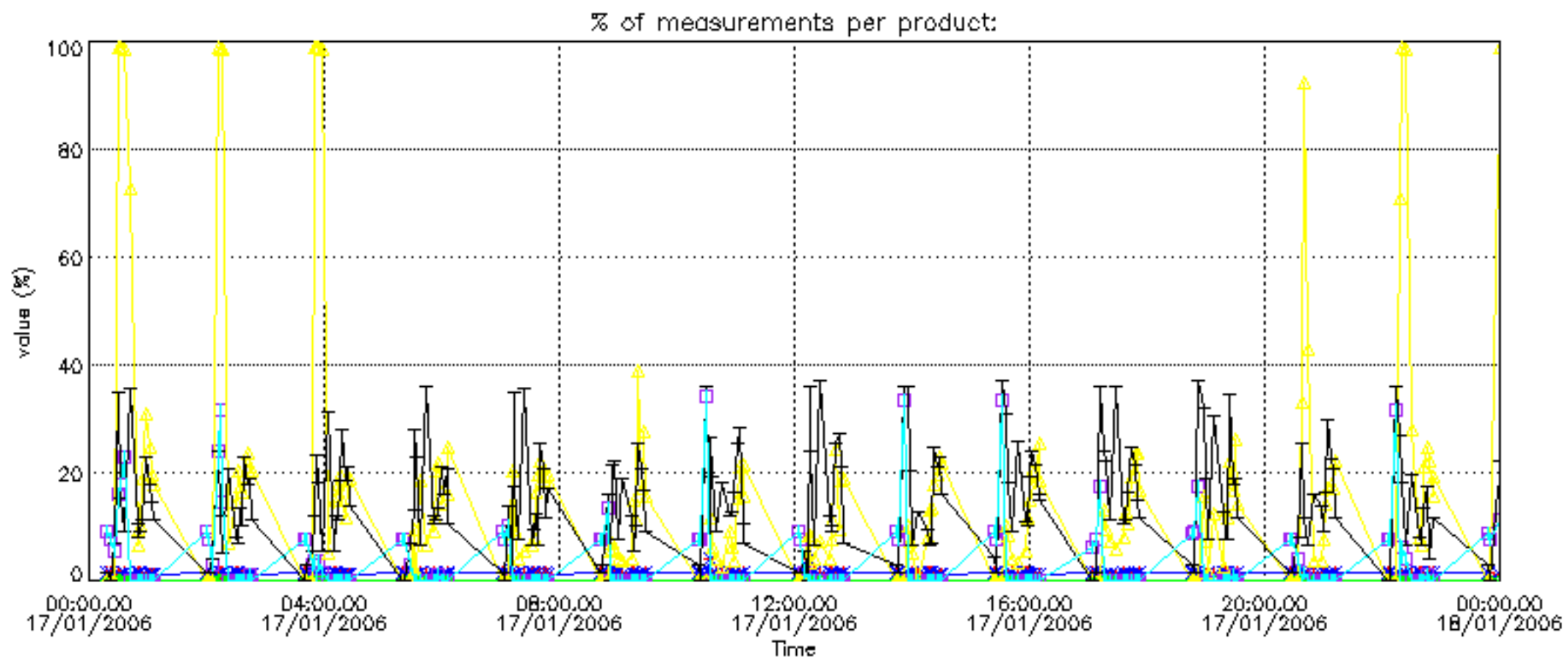


Percentage of flagged data per NO2 profile

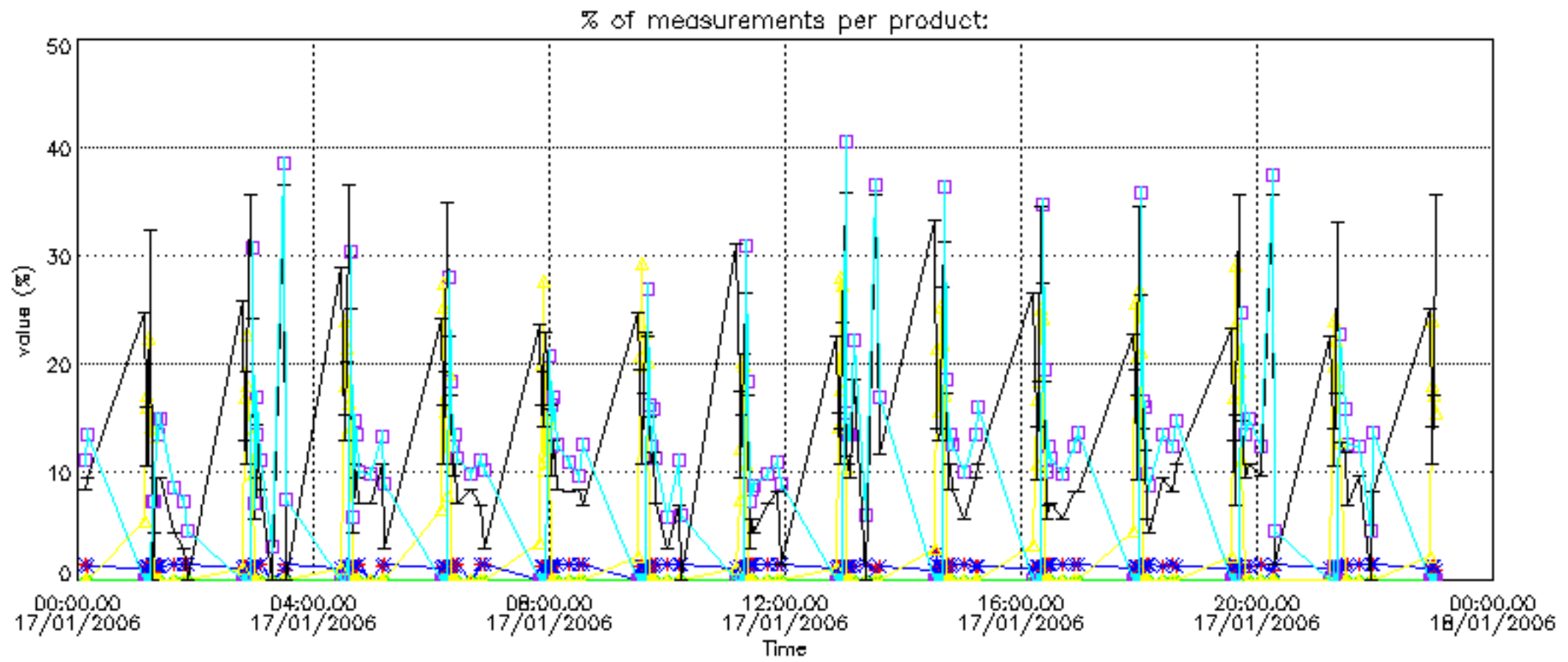


Percentage of flagged data per NO3 profile

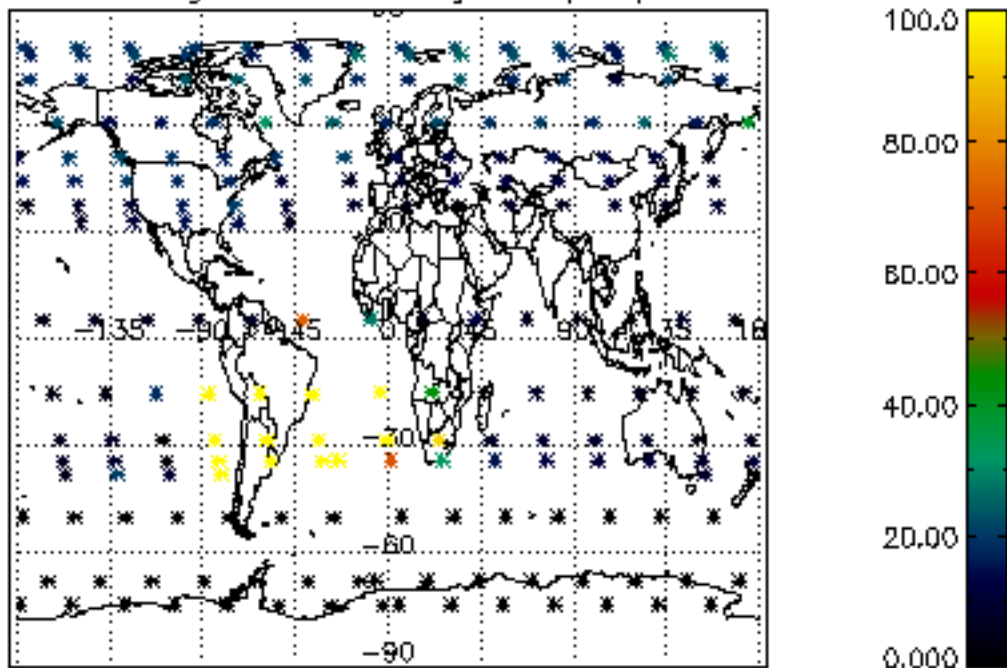




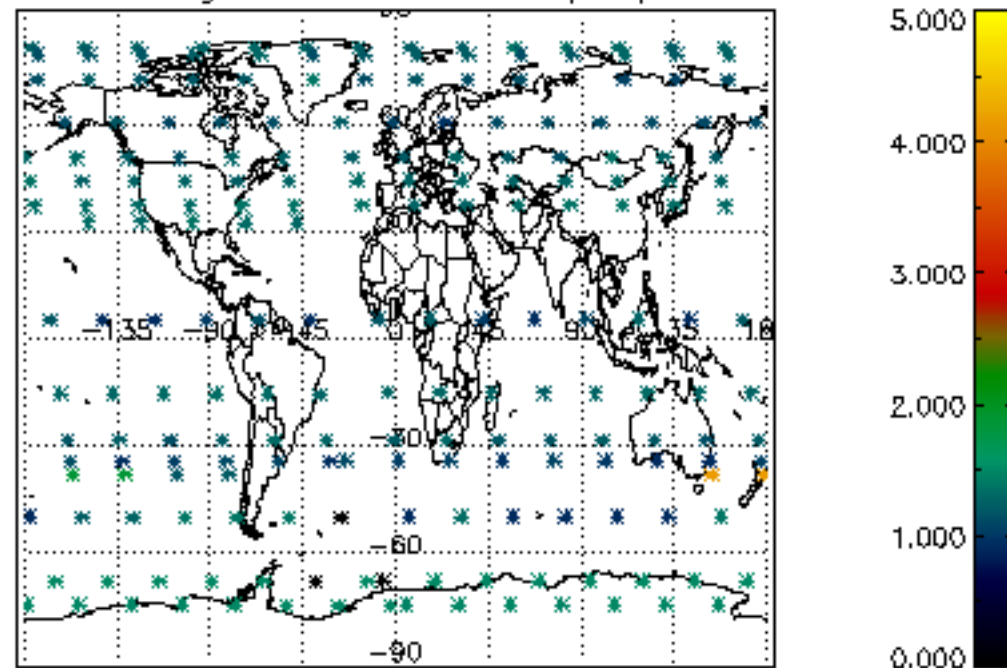




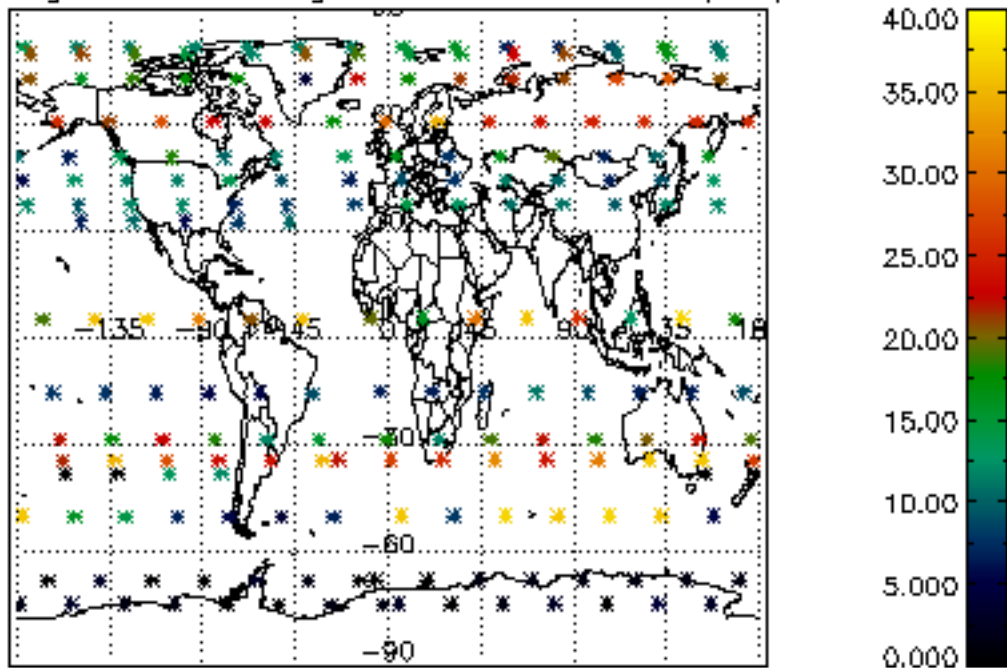
Percentage of cosmic ray hits per profile



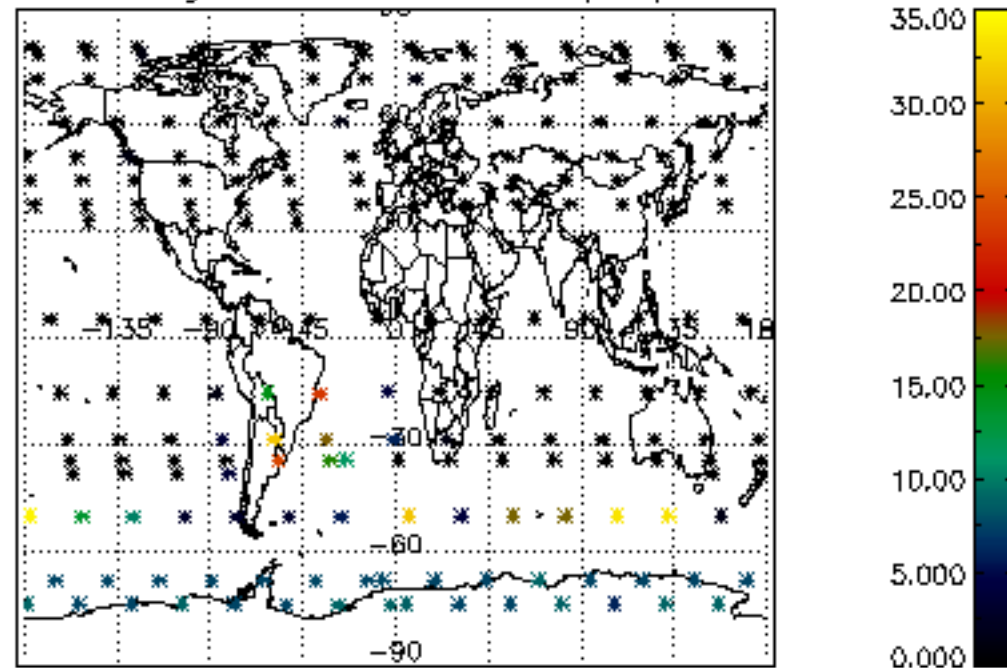
Percentage of datation errors per profile



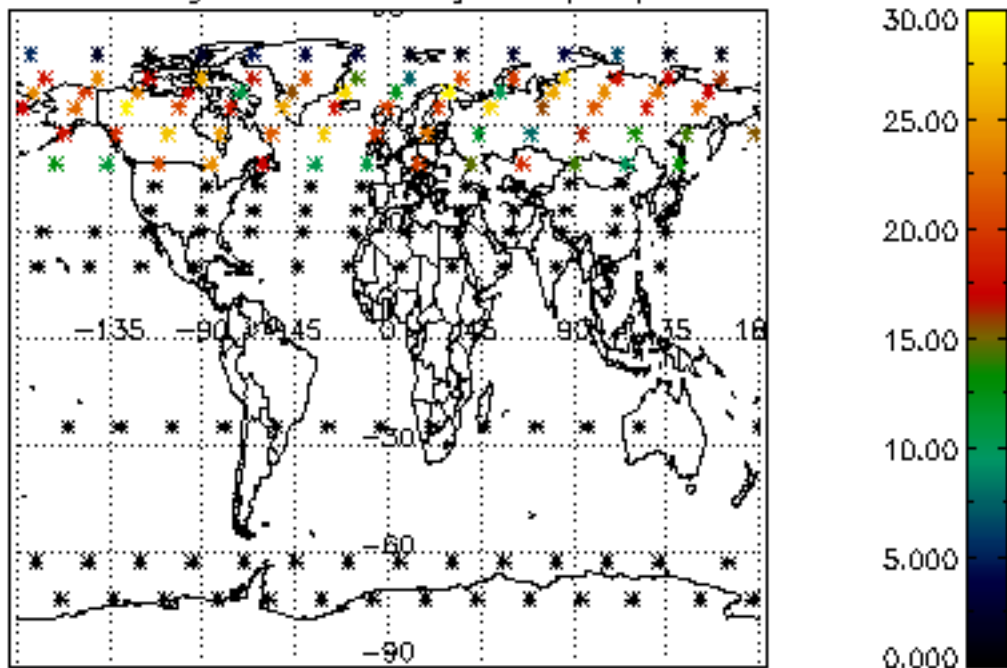
Percentage of star falling outside central band per profile



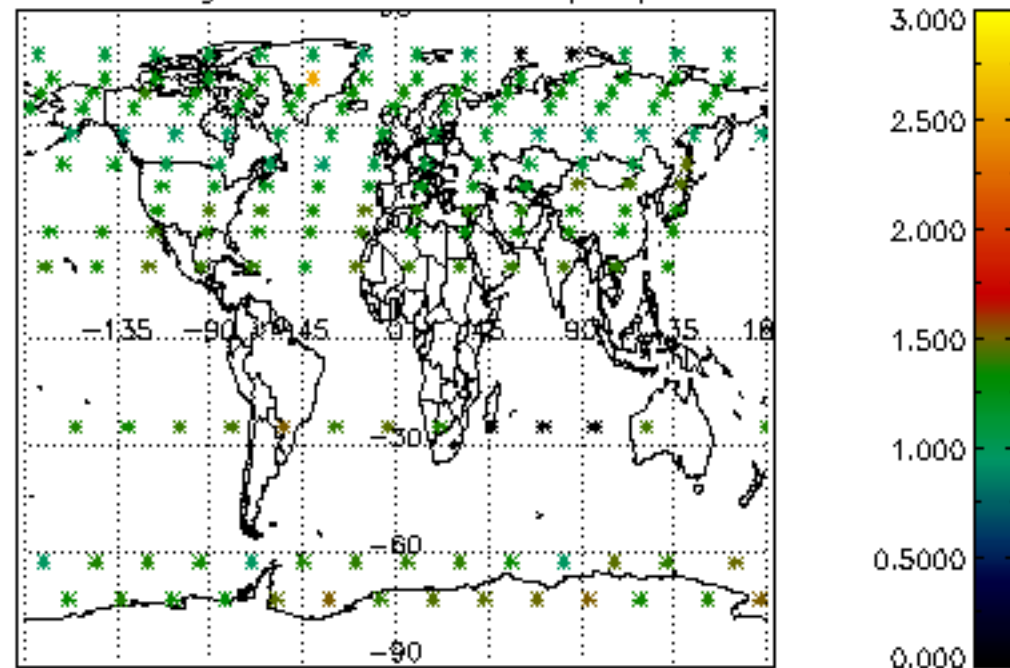
Percentage of saturation errors per profile



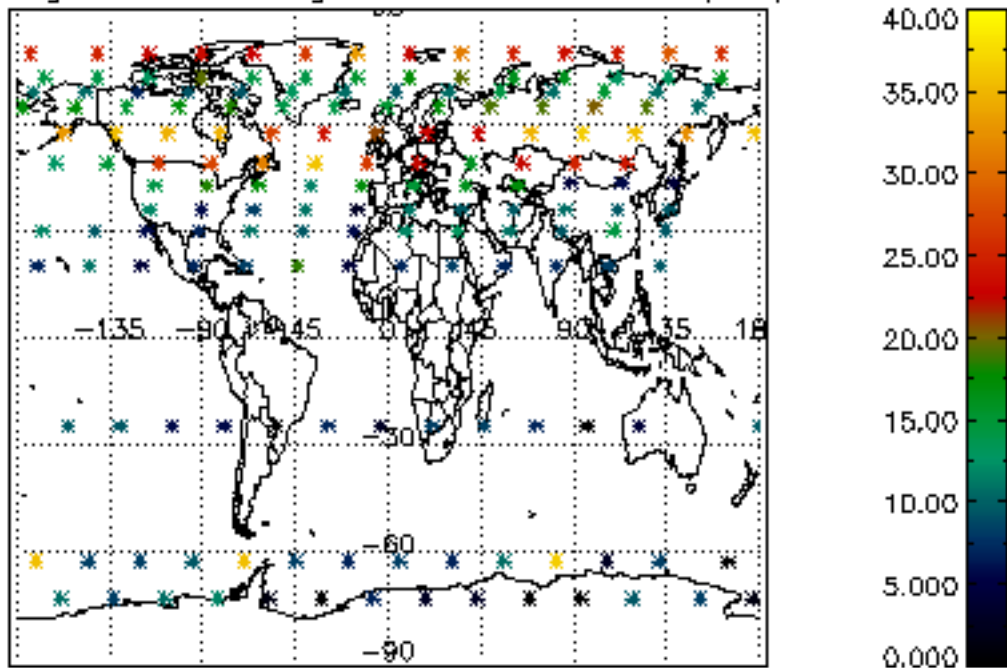
Percentage of cosmic ray hits per profile



Percentage of datation errors per profile



Percentage of star falling outside central band per profile



Percentage of saturation errors per profile

