

GOMOS Level 2 Daily Report

SUMMARY

[1. General Info](#)

[2. Summary of processed GOM_NL_2P products](#)

[3. Level 2 Quality information per product](#)

[3.1 Plot of level 2 quality information per product \(time dependant\)](#)

[3.2 Plot of level 2 quality information per product \(world map\)](#)

[4. Level 1 Quality information per product \(stored on level 2 products\)](#)

[4.1 Plot of level 1 quality information per product \(time dependant\)](#)

[4.1.1 Plot of level 1 quality information per product \(time dependant\): ASCENDING](#)

[4.1.2 Plot of level 1 quality information per product \(time dependant\): DESCENDING](#)

[4.2 Plot of level 1 quality information per product \(world map\)](#)

[4.2.1 Plot of level 1 quality information per product \(world map\): ASCENDING](#)

[4.2.2 Plot of level 1 quality information per product \(world map\): DESCENDING](#)

[5. Ozone profiles based on quality statistics and other trace gas profiles](#)

[5.1 Ozone statistics based on quality of products](#)

[5.2 Plot ozone profiles for all STD \(dark without errors\)](#)

[5.3 Plot ozone profiles where STD < 20% \(dark without errors\)](#)

[5.4. Plot ozone profiles where STD < 10% \(dark without errors\)](#)

[5.5. Plot ozone profiles where STD < 5% \(dark without errors\)](#)

[5.6 Plot NO2 profiles for all STD \(dark without errors\)](#)

[5.7 Plot NO3 profiles for all STD \(dark without errors\)](#)

[5.8 Plot H2O profiles \(only for occultations of stars 1,2,3,4,13,14,16,26,63 dark without errors\) for all STD](#)

[6. Auxiliary Data Files used for the production reported in section 2](#)

This report presents the daily analysis on parameters extracted from GOMOS level 2 data (GOM_NL__2P). It is intended to monitor some important parameters that will impact the quality of these products. A list of level 2 products (and content) that have arrived during the reporting day to the PCF is also given.

Item	Value
Time of report generation	22APR2013 14:25:52
Data source version	GOMOS/6.01
Start time of products	14-01-2006 (14JAN2006 00:00:00)
Stop time of products	15-01-2006 (15JAN2006 00:00:00)
Store outputs in DB	Yes
Nb of level 2 prods	413
Nb of prods with errors	0

2. Summary of processed GOM_NL__2P products.

Nr	Filename	UTC Start time	Limb	Duration	Star Id	Star Name	Star Mag	Star Temp	Nb Meas	Orbit	Prod. error
1	GOM_NL__2PRFIN20060114_000200_000000362044_00159_20253_7536.N1	14-JAN-2006 00:02:00	Bright	35.500	130	23Bet Dra	2.7990	5800.0	71	20253	No
2	GOM_NL__2PRFIN20060114_000816_000000372044_00159_20253_7537.N1	14-JAN-2006 00:08:16	Bright	36.500	133	40Zet Her	2.8070	6000.0	73	20253	No
3	GOM_NL__2PRFIN20060114_001120_000000372044_00159_20253_7538.N1	14-JAN-2006 00:11:20	Bright	36.500	127	27Bet Her	2.7810	4700.0	73	20253	No
4	GOM_NL__2PRFIN20060114_001303_000000332044_00159_20253_7539.N1	14-JAN-2006 00:13:03	Bright	33.000	59	55Alp Oph	2.0800	8900.0	66	20253	No
5	GOM_NL__2PRFIN20060114_001854_000000462044_00159_20253_7540.N1	14-JAN-2006 00:18:54	Bright	46.000	120	1Del Oph	2.7340	3200.0	92	20253	No
6	GOM_NL__2PRFIN20060114_002018_000000532044_00159_20253_7541.N1	14-JAN-2006 00:20:18	Bright	52.500	98	13Zet Oph	2.5710	30000.	105	20253	No
7	GOM_NL__2PRFIN20060114_002445_000000532044_00159_20253_7542.N1	14-JAN-2006 00:24:45	Twilight	53.000	16	21Alp Sco	1.0200	3000.0	106	20253	No
8	GOM_NL__2PRFIN20060114_002957_000000392044_00159_20253_7543.N1	14-JAN-2006 00:29:57	Dark	38.500	131	Gam Lup	2.8000	26000.	77	20253	No
9	GOM_NL__2PRFIN20060114_003454_000000372044_00160_20254_7518.N1	14-JAN-2006 00:34:54	Dark	36.500	134	Bet TrA	2.8100	6600.0	73	20254	No
10	GOM_NL__2PRFIN20060114_003645_000000402044_00160_20254_7519.N1	14-JAN-2006 00:36:45	Dark	39.500	10	Bet Cen	0.61000	28000.	79	20254	No
11	GOM_NL__2PRFIN20060114_004326_000000392044_00160_20254_7520.N1	14-JAN-2006 00:43:26	Dark	39.000	124	The Car	2.7640	30000.	78	20254	No
12	GOM_NL__2PRFIN20060114_004452_000000382044_00160_20254_7521.N1	14-JAN-2006 00:44:52	Dark	37.500	29	Bet Car	1.6720	10200.	75	20254	No
13	GOM_NL__2PRFIN20060114_004644_000000402044_00160_20254_7522.N1	14-JAN-2006 00:46:44	Dark	39.500	71	lot Car	2.2460	7700.0	79	20254	No
14	GOM_NL__2PRFIN20060114_004801_000000512044_00160_20254_7523.N1	14-JAN-2006 00:48:01	Dark	50.500	41	Eps Car	1.8600	4100.0	101	20254	No
15	GOM_NL__2PRFIN20060114_005141_000000432044_00160_20254_7524.N1	14-JAN-2006 00:51:41	Dark	42.500	2	Alp Car	-0.73600	7000.0	85	20254	No
16	GOM_NL__2PRFIN20060114_005512_000000472044_00160_20254_7525.N1	14-JAN-2006 00:55:12	Straylight	47.000	117	Pi Pup	2.7060	3800.0	94	20254	No
17	GOM_NL__2PRFIN20060114_005747_000000442044_00160_20254_7526.N1	14-JAN-2006 00:57:47	Straylight	43.500	23	21Eps CMa	1.5020	26000.	87	20254	No
18	GOM_NL__2PRFIN20060114_005912_000000412044_00160_20254_7527.N1	14-JAN-2006 00:59:12	Straylight	40.500	179	24Omi2CMa	3.0320	24000.	81	20254	No
19	GOM_NL__2PRFIN20060114_010127_000000502044_00160_20254_7528.N1	14-JAN-2006 01:01:27	Straylight	49.500	1	9Alp CMa	-1.4400	11000.	99	20254	No
20	GOM_NL__2PRFIN20060114_010356_000000402044_00160_20254_7529.N1	14-JAN-2006 01:03:56	Straylight	39.500	56	53Kap Ori	2.0650	30000.	79	20254	No
21	GOM_NL__2PRFIN20060114_010506_000000392044_00160_20254_7530.N1	14-JAN-2006 01:05:06	Straylight	38.500	125	44lot Ori	2.7700	30000.	77	20254	No
22	GOM_NL__2PRFIN20060114_010623_000000412044_00160_20254_7531.N1	14-JAN-2006 01:06:23	Twilight	40.500	30	46Eps Ori	1.6940	30000.	81	20254	No
23	GOM_NL__2PRFIN20060114_010838_000000472044_00160_20254_7532.N1	14-JAN-2006 01:08:38	Twilight	46.500	14	58Alp Ori	0.87000	3000.0	93	20254	No
24	GOM_NL__2PRFIN20060114_011616_000000362044_00160_20254_7533.N1	14-JAN-2006 01:16:16	Bright	36.000	114	3lot Aur	2.6930	4600.0	72	20254	No
25	GOM_NL__2PRFIN20060114_011914_000000362044_00160_20254_7534.N1	14-JAN-2006 01:19:14	Bright	35.500	42	34Bet Aur	1.9000	10200.	71	20254	No
26	GOM_NL__2PRFIN20060114_013146_000000352044_00160_20254_7535.N1	14-JAN-2006 01:31:46	Bright	34.500	49	1Alp UMi	1.9900	6300.0	69	20254	No
27	GOM_NL__2PRFIN20060114_014236_000000362044_00160_20254_7536.N1	14-JAN-2006 01:42:36	Bright	35.500	130	23Bet Dra	2.7990	5800.0	71	20254	No
28	GOM_NL__2PRFIN20060114_014852_000000362044_00160_20254_7537.N1	14-JAN-2006 01:48:52	Bright	36.000	133	40Zet Her	2.8070	6000.0	72	20254	No
29	GOM_NL__2PRFIN20060114_015156_000000382044_00160_20254_7538.N1	14-JAN-2006 01:51:56	Bright	37.500	127	27Bet Her	2.7810	4700.0	75	20254	No
30	GOM_NL__2PRFIN20060114_015339_000000342044_00160_20254_7539.N1	14-JAN-2006 01:53:39	Bright	33.500	59	55Alp Oph	2.0800	8900.0	67	20254	No
31	GOM_NL__2PRFIN20060114_015931_000000392044_00160_20254_7540.N1	14-JAN-2006 01:59:31	Bright	39.000	120	1Del Oph	2.7340	3200.0	78	20254	No
32	GOM_NL__2PRFIN20060114_020054_000000362044_00160_20254_7541.N1	14-JAN-2006 02:00:54	Bright	36.000	98	13Zet Oph	2.5710	30000.	72	20254	No
33	GOM_NL__2PRFIN20060114_020521_000000452044_00160_20254_7542.N1	14-JAN-2006 02:05:21	Twilight	44.500	16	21Alp Sco	1.0200	3000.0	89	20254	No
34	GOM_NL__2PRFIN20060114_021033_000000382044_00160_20254_7543.N1	14-JAN-2006 02:10:33	Dark	38.000	131	Gam Lup	2.8000	26000.	76	20254	No
35	GOM_NL__2PRFIN20060114_021216_000000402044_00160_20254_7544.N1	14-JAN-2006 02:12:16	Dark	40.000	109	Bet Lup	2.6770	26000.	80	20254	No
36	GOM_NL__2PRFIN20060114_021347_000000412044_00160_20254_7545.N1	14-JAN-2006 02:13:47	Dark	40.500	78	Alp Lup	2.3040	28000.	81	20254	No
37	GOM_NL__2PRFIN20060114_021530_000000382044_00161_20255_7518.N1	14-JAN-2006 02:15:30	Dark	37.500	134	Bet TrA	2.8100	6600.0	75	20255	No
38	GOM_NL__2PRFIN20060114_021722_000000442044_00161_20255_7519.N1	14-JAN-2006 02:17:22	Dark	44.000	10	Bet Cen	0.61000	28000.	88	20255	No
39	GOM_NL__2PRFIN20060114_022403_000000382044_00161_20255_7520.N1	14-JAN-2006 02:24:03	Dark	37.500	124	The Car	2.7640	30000.	75	20255	No
40	GOM_NL__2PRFIN20060114_022528_000000372044_00161_20255_7521.N1	14-JAN-2006 02:25:28	Dark	37.000	29	Bet Car	1.6720	10200.	74	20255	No
41	GOM_NL__2PRFIN20060114_022721_000000412044_00161_20255_7522.N1	14-JAN-2006 02:27:21	Dark	40.500	71	lot Car	2.2460	7700.0	81	20255	No
42	GOM_NL__2PRFIN20060114_022837_000000502044_00161_20255_7523.N1	14-JAN-2006 02:28:37	Dark	49.500	41	Eps Car	1.8600	4100.0	99	20255	No

43	GOM_NL__2PRFIN20060114_023217_000000432044_00161_20255_7524.N1	14-JAN-2006 02:32:17	Dark	43.000	2	Alp Car	-0.73600	7000.0	86	20255	No
44	GOM_NL__2PRFIN20060114_023549_000000432044_00161_20255_7525.N1	14-JAN-2006 02:35:49	Straylight	43.000	117	Pi Pup	2.7060	3800.0	86	20255	No
45	GOM_NL__2PRFIN20060114_023823_000000452044_00161_20255_7526.N1	14-JAN-2006 02:38:23	Straylight	45.000	23	21Eps CMa	1.5020	26000.	90	20255	No
46	GOM_NL__2PRFIN20060114_023949_000000412044_00161_20255_7527.N1	14-JAN-2006 02:39:49	Straylight	40.500	179	24Omi2CMa	3.0320	24000.	81	20255	No
47	GOM_NL__2PRFIN20060114_024203_000000532044_00161_20255_7528.N1	14-JAN-2006 02:42:03	Straylight	52.500	1	9Alp CMa	-1.4400	11000.	105	20255	No
48	GOM_NL__2PRFIN20060114_024432_000000412044_00161_20255_7529.N1	14-JAN-2006 02:44:32	Straylight	41.000	56	53Kap Ori	2.0650	30000.	82	20255	No
49	GOM_NL__2PRFIN20060114_024542_000000392044_00161_20255_7530.N1	14-JAN-2006 02:45:42	Straylight	38.500	125	44Iot Ori	2.7700	30000.	77	20255	No
50	GOM_NL__2PRFIN20060114_024659_000000402044_00161_20255_7531.N1	14-JAN-2006 02:46:59	Tw_i_and_stray	40.000	30	46Eps Ori	1.6940	30000.	80	20255	No
51	GOM_NL__2PRFIN20060114_024914_000000492044_00161_20255_7532.N1	14-JAN-2006 02:49:14	Tw_i_and_stray	48.500	14	58Alp Ori	0.87000	3000.0	97	20255	No
52	GOM_NL__2PRFIN20060114_025652_000000392044_00161_20255_7533.N1	14-JAN-2006 02:56:52	Bright	38.500	114	3Iot Aur	2.6930	4600.0	77	20255	No
53	GOM_NL__2PRFIN20060114_025950_000000362044_00161_20255_7534.N1	14-JAN-2006 02:59:50	Bright	36.000	42	34Bet Aur	1.9000	10200.	72	20255	No
54	GOM_NL__2PRFIN20060114_031222_000000342044_00161_20255_7535.N1	14-JAN-2006 03:12:22	Bright	33.500	49	1Alp UMi	1.9900	6300.0	67	20255	No
55	GOM_NL__2PRFIN20060114_032312_000000352044_00161_20255_7536.N1	14-JAN-2006 03:23:12	Bright	34.500	130	23Bet Dra	2.7990	5800.0	69	20255	No
56	GOM_NL__2PRFIN20060114_032928_000000372044_00161_20255_7537.N1	14-JAN-2006 03:29:28	Bright	36.500	133	40Zet Her	2.8070	6000.0	73	20255	No
57	GOM_NL__2PRFIN20060114_033233_000000382044_00161_20255_7538.N1	14-JAN-2006 03:32:33	Bright	37.500	127	27Bet Her	2.7810	4700.0	75	20255	No
58	GOM_NL__2PRFIN20060114_033416_000000332044_00161_20255_7539.N1	14-JAN-2006 03:34:16	Bright	33.000	59	55Alp Oph	2.0800	8900.0	66	20255	No
59	GOM_NL__2PRFIN20060114_034007_000000402044_00161_20255_7540.N1	14-JAN-2006 03:40:07	Bright	40.000	120	1Del Oph	2.7340	3200.0	80	20255	No
60	GOM_NL__2PRFIN20060114_034130_000000372044_00161_20255_7541.N1	14-JAN-2006 03:41:30	Bright	36.500	98	13Zet Oph	2.5710	30000.	73	20255	No
61	GOM_NL__2PRFIN20060114_034557_000000472044_00161_20255_7542.N1	14-JAN-2006 03:45:57	Tw_i_and_stray	47.000	16	21Alp Sco	1.0200	3000.0	94	20255	No
62	GOM_NL__2PRFIN20060114_035110_000000382044_00161_20255_7543.N1	14-JAN-2006 03:51:10	Dark	38.000	131	Gam Lup	2.8000	26000.	76	20255	No
63	GOM_NL__2PRFIN20060114_035253_000000392044_00161_20255_7544.N1	14-JAN-2006 03:52:53	Dark	39.000	109	Bet Lup	2.6770	26000.	78	20255	No
64	GOM_NL__2PRFIN20060114_035423_000000392044_00161_20255_7545.N1	14-JAN-2006 03:54:23	Dark	39.000	78	Alp Lup	2.3040	28000.	78	20255	No
65	GOM_NL__2PRFIN20060114_035606_000000382044_00162_20256_7518.N1	14-JAN-2006 03:56:06	Dark	38.000	134	Bet TrA	2.8100	6600.0	76	20256	No
66	GOM_NL__2PRFIN20060114_035758_000000402044_00162_20256_7519.N1	14-JAN-2006 03:57:58	Dark	39.500	10	Bet Cen	0.61000	28000.	79	20256	No
67	GOM_NL__2PRFIN20060114_040439_000000382044_00162_20256_7520.N1	14-JAN-2006 04:04:39	Dark	38.000	124	The Car	2.7640	30000.	76	20256	No
68	GOM_NL__2PRFIN20060114_040604_000000382044_00162_20256_7521.N1	14-JAN-2006 04:06:04	Dark	37.500	29	Bet Car	1.6720	10200.	75	20256	No
69	GOM_NL__2PRFIN20060114_040757_000000392044_00162_20256_7522.N1	14-JAN-2006 04:07:57	Dark	39.000	71	Iot Car	2.2460	7700.0	78	20256	No
70	GOM_NL__2PRFIN20060114_040914_000000462044_00162_20256_7523.N1	14-JAN-2006 04:09:14	Dark	46.000	41	Eps Car	1.8600	4100.0	92	20256	No
71	GOM_NL__2PRFIN20060114_041254_000000512044_00162_20256_7524.N1	14-JAN-2006 04:12:54	Dark	51.000	2	Alp Car	-0.73600	7000.0	102	20256	No
72	GOM_NL__2PRFIN20060114_041625_000000432044_00162_20256_7525.N1	14-JAN-2006 04:16:25	Straylight	43.000	117	Pi Pup	2.7060	3800.0	86	20256	No
73	GOM_NL__2PRFIN20060114_041859_000000432044_00162_20256_7526.N1	14-JAN-2006 04:18:59	Straylight	43.000	23	21Eps CMa	1.5020	26000.	86	20256	No
74	GOM_NL__2PRFIN20060114_042025_000000402044_00162_20256_7527.N1	14-JAN-2006 04:20:25	Straylight	39.500	179	24Omi2CMa	3.0320	24000.	79	20256	No
75	GOM_NL__2PRFIN20060114_042239_000000492044_00162_20256_7528.N1	14-JAN-2006 04:22:39	Straylight	48.500	1	9Alp CMa	-1.4400	11000.	97	20256	No
76	GOM_NL__2PRFIN20060114_042508_000000392044_00162_20256_7529.N1	14-JAN-2006 04:25:08	Straylight	38.500	56	53Kap Ori	2.0650	30000.	77	20256	No
77	GOM_NL__2PRFIN20060114_042618_000000392044_00162_20256_7530.N1	14-JAN-2006 04:26:18	Straylight	38.500	125	44Iot Ori	2.7700	30000.	77	20256	No
78	GOM_NL__2PRFIN20060114_042736_000000402044_00162_20256_7531.N1	14-JAN-2006 04:27:36	Tw_i_and_stray	39.500	30	46Eps Ori	1.6940	30000.	79	20256	No
79	GOM_NL__2PRFIN20060114_042950_000000522044_00162_20256_7532.N1	14-JAN-2006 04:29:50	Tw_i_and_stray	52.000	14	58Alp Ori	0.87000	3000.0	104	20256	No
80	GOM_NL__2PRFIN20060114_043729_000000362044_00162_20256_7533.N1	14-JAN-2006 04:37:29	Bright	35.500	114	3Iot Aur	2.6930	4600.0	71	20256	No
81	GOM_NL__2PRFIN20060114_044026_000000362044_00162_20256_7534.N1	14-JAN-2006 04:40:26	Bright	36.000	42	34Bet Aur	1.9000	10200.	72	20256	No
82	GOM_NL__2PRFIN20060114_045258_000000362044_00162_20256_7535.N1	14-JAN-2006 04:52:58	Bright	35.500	49	1Alp UMi	1.9900	6300.0	71	20256	No
83	GOM_NL__2PRFIN20060114_050348_000000362044_00162_20256_7536.N1	14-JAN-2006 05:03:48	Bright	35.500	130	23Bet Dra	2.7990	5800.0	71	20256	No
84	GOM_NL__2PRFIN20060114_051004_000000352044_00162_20256_7537.N1	14-JAN-2006 05:10:04	Bright	35.000	133	40Zet Her	2.8070	6000.0	70	20256	No
85	GOM_NL__2PRFIN20060114_051309_000000252044_00162_20256_7538.N1	14-JAN-2006 05:13:09	Tw_i_and_stray	25.000	127	27Bet Her	2.7810	4700.0	50	20256	No
86	GOM_NL__2PRFIN20060114_051452_000000332044_00162_20256_7539.N1	14-JAN-2006 05:14:52	Bright	33.000	59	55Alp Oph	2.0800	8900.0	66	20256	No
87	GOM_NL__2PRFIN20060114_052043_000000412044_00162_20256_7540.N1	14-JAN-2006 05:20:43	Bright	40.500	120	1Del Oph	2.7340	3200.0	81	20256	No
88	GOM_NL__2PRFIN20060114_052207_000000422044_00162_20256_7541.N1	14-JAN-2006 05:22:07	Bright	41.500	98	13Zet Oph	2.5710	30000.	83	20256	No
89	GOM_NL__2PRFIN20060114_052634_000000482044_00162_20256_7542.N1	14-JAN-2006 05:26:34	Tw_i_and_stray	48.000	16	21Alp Sco	1.0200	3000.0	96	20256	No
90	GOM_NL__2PRFIN20060114_053146_000000392044_00162_20256_7543.N1	14-JAN-2006 05:31:46	Dark	39.000	131	Gam Lup	2.8000	26000.	78	20256	No
91	GOM_NL__2PRFIN20060114_053329_000000402044_00162_20256_7544.N1	14-JAN-2006 05:33:29	Dark	39.500	109	Bet Lup	2.6770	26000.	79	20256	No
92	GOM_NL__2PRFIN20060114_053500_000000402044_00162_20256_7545.N1	14-JAN-2006 05:35:00	Dark	40.000	78	Alp Lup	2.3040	28000.	80	20256	No
93	GOM_NL__2PRFIN20060114_053642_000000372044_00163_20257_7538.N1	14-JAN-2006 05:36:42	Dark	36.500	134	Bet TrA	2.8100	6600.0	73	20257	No
94	GOM_NL__2PRFIN20060114_053835_000000402044_00163_20257_7539.N1	14-JAN-2006 05:38:35	Dark	39.500	10	Bet Cen	0.61000	28000.	79	20257	No
95	GOM_NL__2PRFIN20060114_054516_000000382044_00163_20257_7540.N1	14-JAN-2006 05:45:16	Dark	38.000	124	The Car	2.7640	30000.	76	20257	No
96	GOM_NL__2PRFIN20060114_054641_000000372044_00163_20257_7541.N1	14-JAN-2006 05:46:41	Dark	36.500	29	Bet Car	1.6720	10200.	73	20257	No
97	GOM_NL__2PRFIN20060114_054834_000000392044_00163_20257_7542.N1	14-JAN-2006 05:48:34	Dark	38.500	71	Iot Car	2.2460	7700.0	77	20257	No
98	GOM_NL__2PRFIN20060114_054950_000000452044_00163_20257_7543.N1	14-JAN-2006 05:49:50	Dark	44.500	41	Eps Car	1.8600	4100.0	89	20257	No
99	GOM_NL__2PRFIN20060114_055330_000000462044_00163_20257_7544.N1	14-JAN-2006 05:53:30	Dark	45.500	2	Alp Car	-0.73600	7000.0	91	20257	No
100	GOM_NL__2PRFIN20060114_055701_000000422044_00163_20257_7545.N1	14-JAN-2006 05:57:01	Straylight	42.000	117	Pi Pup	2.7060	3800.0	84	20257	No
101	GOM_NL__2PRFIN20060114_055935_000000432044_00163_20257_7546.N1	14-JAN-2006 05:59:35	Straylight	43.000	23	21Eps CMa	1.5020	26000.	86	20257	No

102	GOM_NL__2PRFIN20060114_060101_000000372044_00163_20257_7547.N1	14-JAN-2006 06:01:01	Straylight	36.500	179	24Omi2Cma	3.0320	24000.	73	20257	No
103	GOM_NL__2PRFIN20060114_060315_000000492044_00163_20257_7548.N1	14-JAN-2006 06:03:15	Straylight	49.000	1	9Alp Cma	-1.4400	11000.	98	20257	No
104	GOM_NL__2PRFIN20060114_060544_000000402044_00163_20257_7549.N1	14-JAN-2006 06:05:44	Straylight	39.500	56	53Kap Ori	2.0650	30000.	79	20257	No
105	GOM_NL__2PRFIN20060114_060654_000000382044_00163_20257_7550.N1	14-JAN-2006 06:06:54	Straylight	37.500	125	44Iot Ori	2.7700	30000.	75	20257	No
106	GOM_NL__2PRFIN20060114_060812_000000402044_00163_20257_7551.N1	14-JAN-2006 06:08:12	Tw_i_and_stray	40.000	30	46Eps Ori	1.6940	30000.	80	20257	No
107	GOM_NL__2PRFIN20060114_061026_000000522044_00163_20257_7552.N1	14-JAN-2006 06:10:26	Tw_i_and_stray	52.000	14	58Alp Ori	0.87000	3000.0	104	20257	No
108	GOM_NL__2PRFIN20060114_061805_000000372044_00163_20257_7553.N1	14-JAN-2006 06:18:05	Bright	37.000	114	3Iot Aur	2.6930	4600.0	74	20257	No
109	GOM_NL__2PRFIN20060114_062102_000000382044_00163_20257_7554.N1	14-JAN-2006 06:21:02	Bright	37.500	42	34Bet Aur	1.9000	10200.	75	20257	No
110	GOM_NL__2PRFIN20060114_063334_000000352044_00163_20257_7555.N1	14-JAN-2006 06:33:34	Bright	34.500	49	1Alp UMi	1.9900	6300.0	69	20257	No
111	GOM_NL__2PRFIN20060114_064424_000000452044_00163_20257_7556.N1	14-JAN-2006 06:44:24	Bright	45.000	130	23Bet Dra	2.7990	5800.0	90	20257	No
112	GOM_NL__2PRFIN20060114_065040_000000362044_00163_20257_7557.N1	14-JAN-2006 06:50:40	Bright	35.500	133	40Zet Her	2.8070	6000.0	71	20257	No
113	GOM_NL__2PRFIN20060114_065345_000000252044_00163_20257_7558.N1	14-JAN-2006 06:53:45	Tw_i_and_stray	25.000	127	27Bet Her	2.7810	4700.0	50	20257	No
114	GOM_NL__2PRFIN20060114_065528_000000332044_00163_20257_7559.N1	14-JAN-2006 06:55:28	Bright	33.000	59	55Alp Oph	2.0800	8900.0	66	20257	No
115	GOM_NL__2PRFIN20060114_070120_000000412044_00163_20257_7560.N1	14-JAN-2006 07:01:20	Bright	40.500	120	1Del Oph	2.7340	3200.0	81	20257	No
116	GOM_NL__2PRFIN20060114_070243_000000372044_00163_20257_7561.N1	14-JAN-2006 07:02:43	Bright	36.500	98	13Zet Oph	2.5710	30000.	73	20257	No
117	GOM_NL__2PRFIN20060114_070710_000000462044_00163_20257_7562.N1	14-JAN-2006 07:07:10	Tw_i_and_stray	45.500	16	21Alp Sco	1.0200	3000.0	91	20257	No
118	GOM_NL__2PRFIN20060114_071223_000000392044_00163_20257_7563.N1	14-JAN-2006 07:12:23	Dark	38.500	131	Gam Lup	2.8000	26000.	77	20257	No
119	GOM_NL__2PRFIN20060114_071406_000000402044_00163_20257_7564.N1	14-JAN-2006 07:14:06	Dark	40.000	109	Bet Lup	2.6770	26000.	80	20257	No
120	GOM_NL__2PRFIN20060114_071536_000000402044_00163_20257_7565.N1	14-JAN-2006 07:15:36	Dark	39.500	78	Alp Lup	2.3040	28000.	79	20257	No
121	GOM_NL__2PRFIN20060114_071719_000000372044_00164_20258_7538.N1	14-JAN-2006 07:17:19	Dark	36.500	134	Bet TrA	2.8100	6600.0	73	20258	No
122	GOM_NL__2PRFIN20060114_071911_000000432044_00164_20258_7539.N1	14-JAN-2006 07:19:11	Dark	42.500	10	Bet Cen	0.61000	28000.	85	20258	No
123	GOM_NL__2PRFIN20060114_072552_000000392044_00164_20258_7540.N1	14-JAN-2006 07:25:52	Dark	38.500	124	The Car	2.7640	30000.	77	20258	No
124	GOM_NL__2PRFIN20060114_072717_000000482044_00164_20258_7541.N1	14-JAN-2006 07:27:17	Dark	47.500	29	Bet Car	1.6720	10200.	95	20258	No
125	GOM_NL__2PRFIN20060114_072910_000000432044_00164_20258_7542.N1	14-JAN-2006 07:29:10	Dark	43.000	71	Iot Car	2.2460	7700.0	86	20258	No
126	GOM_NL__2PRFIN20060114_073027_000000502044_00164_20258_7543.N1	14-JAN-2006 07:30:27	Dark	50.000	41	Eps Car	1.8600	4100.0	100	20258	No
127	GOM_NL__2PRFIN20060114_073406_000000422044_00164_20258_7544.N1	14-JAN-2006 07:34:06	Dark	42.000	2	Alp Car	-0.73600	7000.0	84	20258	No
128	GOM_NL__2PRFIN20060114_073737_000000412044_00164_20258_7545.N1	14-JAN-2006 07:37:37	Straylight	41.000	117	Pi Pup	2.7060	3800.0	82	20258	No
129	GOM_NL__2PRFIN20060114_074012_000000412044_00164_20258_7546.N1	14-JAN-2006 07:40:12	Straylight	41.000	23	21Eps Cma	1.5020	26000.	82	20258	No
130	GOM_NL__2PRFIN20060114_074137_000000402044_00164_20258_7547.N1	14-JAN-2006 07:41:37	Straylight	40.000	179	24Omi2Cma	3.0320	24000.	80	20258	No
131	GOM_NL__2PRFIN20060114_074351_000000482044_00164_20258_7548.N1	14-JAN-2006 07:43:51	Straylight	47.500	1	9Alp Cma	-1.4400	11000.	95	20258	No
132	GOM_NL__2PRFIN20060114_074620_000000412044_00164_20258_7549.N1	14-JAN-2006 07:46:20	Straylight	40.500	56	53Kap Ori	2.0650	30000.	81	20258	No
133	GOM_NL__2PRFIN20060114_074730_000000392044_00164_20258_7550.N1	14-JAN-2006 07:47:30	Straylight	38.500	125	44Iot Ori	2.7700	30000.	77	20258	No
134	GOM_NL__2PRFIN20060114_074848_000000402044_00164_20258_7551.N1	14-JAN-2006 07:48:48	Tw_i_and_stray	40.000	30	46Eps Ori	1.6940	30000.	80	20258	No
135	GOM_NL__2PRFIN20060114_075102_000000522044_00164_20258_7552.N1	14-JAN-2006 07:51:02	Tw_i_and_stray	52.000	14	58Alp Ori	0.87000	3000.0	104	20258	No
136	GOM_NL__2PRFIN20060114_075459_000000352044_00164_20258_7553.N1	14-JAN-2006 07:54:59	Bright	35.000	176	23Zet Tau	3.0200	22000.	70	20258	No
137	GOM_NL__2PRFIN20060114_075708_000000372044_00164_20258_7554.N1	14-JAN-2006 07:57:08	Bright	37.000	28	12Bet Tau	1.6500	15200.	74	20258	No
138	GOM_NL__2PRFIN20060114_075841_000000372044_00164_20258_7555.N1	14-JAN-2006 07:58:41	Bright	36.500	114	3Iot Aur	2.6930	4600.0	73	20258	No
139	GOM_NL__2PRFIN20060114_080138_000000372044_00164_20258_7556.N1	14-JAN-2006 08:01:38	Bright	36.500	42	34Bet Aur	1.9000	10200.	73	20258	No
140	GOM_NL__2PRFIN20060114_081410_000000342044_00164_20258_7557.N1	14-JAN-2006 08:14:10	Bright	33.500	49	1Alp UMi	1.9900	6300.0	67	20258	No
141	GOM_NL__2PRFIN20060114_082500_000000362044_00164_20258_7558.N1	14-JAN-2006 08:25:00	Bright	35.500	130	23Bet Dra	2.7990	5800.0	71	20258	No
142	GOM_NL__2PRFIN20060114_083116_000000362044_00164_20258_7559.N1	14-JAN-2006 08:31:16	Bright	36.000	133	40Zet Her	2.8070	6000.0	72	20258	No
143	GOM_NL__2PRFIN20060114_083604_000000342044_00164_20258_7560.N1	14-JAN-2006 08:36:04	Bright	33.500	59	55Alp Oph	2.0800	8900.0	67	20258	No
144	GOM_NL__2PRFIN20060114_084156_000000432044_00164_20258_7561.N1	14-JAN-2006 08:41:56	Bright	43.000	120	1Del Oph	2.7340	3200.0	86	20258	No
145	GOM_NL__2PRFIN20060114_084319_000000362044_00164_20258_7562.N1	14-JAN-2006 08:43:19	Bright	35.500	98	13Zet Oph	2.5710	30000.	71	20258	No
146	GOM_NL__2PRFIN20060114_084746_000000532044_00164_20258_7563.N1	14-JAN-2006 08:47:46	Tw_i_and_stray	53.000	16	21Alp Sco	1.0200	3000.0	106	20258	No
147	GOM_NL__2PRFIN20060114_084930_000000412044_00164_20258_7564.N1	14-JAN-2006 08:49:30	Twilight	41.000	75	26Eps Sco	2.2910	4250.0	82	20258	No
148	GOM_NL__2PRFIN20060114_085259_000000382044_00164_20258_7565.N1	14-JAN-2006 08:52:59	Dark	37.500	131	Gam Lup	2.8000	26000.	75	20258	No
149	GOM_NL__2PRFIN20060114_085442_000000412044_00164_20258_7566.N1	14-JAN-2006 08:54:42	Dark	40.500	109	Bet Lup	2.6770	26000.	81	20258	No
150	GOM_NL__2PRFIN20060114_085613_000000412044_00164_20258_7567.N1	14-JAN-2006 08:56:13	Dark	41.000	78	Alp Lup	2.3040	28000.	82	20258	No
151	GOM_NL__2PRFIN20060114_085755_000000372044_00165_20259_7538.N1	14-JAN-2006 08:57:55	Dark	36.500	134	Bet TrA	2.8100	6600.0	73	20259	No
152	GOM_NL__2PRFIN20060114_085947_000000422044_00165_20259_7539.N1	14-JAN-2006 08:59:47	Dark	42.000	10	Bet Cen	0.61000	28000.	84	20259	No
153	GOM_NL__2PRFIN20060114_090629_000000382044_00165_20259_7540.N1	14-JAN-2006 09:06:29	Dark	37.500	124	The Car	2.7640	30000.	75	20259	No
154	GOM_NL__2PRFIN20060114_090753_000000382044_00165_20259_7541.N1	14-JAN-2006 09:07:53	Dark	38.000	29	Bet Car	1.6720	10200.	76	20259	No
155	GOM_NL__2PRFIN20060114_090947_000000392044_00165_20259_7542.N1	14-JAN-2006 09:09:47	Dark	39.000	71	Iot Car	2.2460	7700.0	78	20259	No
156	GOM_NL__2PRFIN20060114_091103_000000492044_00165_20259_7543.N1	14-JAN-2006 09:11:03	Dark	49.000	41	Eps Car	1.8600	4100.0	98	20259	No
157	GOM_NL__2PRFIN20060114_091442_000000492044_00165_20259_7544.N1	14-JAN-2006 09:14:42	Dark	48.500	2	Alp Car	-0.73600	7000.0	97	20259	No
158	GOM_NL__2PRFIN20060114_091813_000000452044_00165_20259_7545.N1	14-JAN-2006 09:18:13	Straylight	44.500	117	Pi Pup	2.7060	3800.0	89	20259	No
159	GOM_NL__2PRFIN20060114_092048_000000422044_00165_20259_7546.N1	14-JAN-2006 09:20:48	Straylight	41.500	23	21Eps Cma	1.5020	26000.	83	20259	No
160	GOM_NL__2PRFIN20060114_092213_000000392044_00165_20259_7547.N1	14-JAN-2006 09:22:13	Straylight	38.500	179	24Omi2Cma	3.0320	24000.	77	20259	No

161	GOM_NL__2PRFIN20060114_092428_000000512044_00165_20259_7548.N1	14-JAN-2006 09:24:28	Straylight	51.000	1	9Alp CMa	-1.4400	11000.	102	20259	No
162	GOM_NL__2PRFIN20060114_092657_000000402044_00165_20259_7549.N1	14-JAN-2006 09:26:57	Straylight	39.500	56	53Kap Ori	2.0650	30000.	79	20259	No
163	GOM_NL__2PRFIN20060114_092806_000000382044_00165_20259_7550.N1	14-JAN-2006 09:28:06	Straylight	38.000	125	44lot Ori	2.7700	30000.	76	20259	No
164	GOM_NL__2PRFIN20060114_092924_000000392044_00165_20259_7551.N1	14-JAN-2006 09:29:24	Tw_i_and_stray	39.000	30	46Eps Ori	1.6940	30000.	78	20259	No
165	GOM_NL__2PRFIN20060114_093138_000000462044_00165_20259_7552.N1	14-JAN-2006 09:31:38	Tw_i_and_stray	46.000	14	58Alp Ori	0.87000	3000.0	92	20259	No
166	GOM_NL__2PRFIN20060114_093535_000000362044_00165_20259_7553.N1	14-JAN-2006 09:35:35	Bright	36.000	176	23Zet Tau	3.0200	22000.	72	20259	No
167	GOM_NL__2PRFIN20060114_093744_000000372044_00165_20259_7554.N1	14-JAN-2006 09:37:44	Bright	36.500	28	12Bet Tau	1.6500	15200.	73	20259	No
168	GOM_NL__2PRFIN20060114_093917_000000372044_00165_20259_7555.N1	14-JAN-2006 09:39:17	Bright	36.500	114	3lot Aur	2.6930	4600.0	73	20259	No
169	GOM_NL__2PRFIN20060114_094213_000000352044_00165_20259_7556.N1	14-JAN-2006 09:42:13	Bright	35.000	42	34Bet Aur	1.9000	10200.	70	20259	No
170	GOM_NL__2PRFIN20060114_095446_000000342044_00165_20259_7557.N1	14-JAN-2006 09:54:46	Bright	33.500	49	1Alp UMi	1.9900	6300.0	67	20259	No
171	GOM_NL__2PRFIN20060114_100536_000000362044_00165_20259_7558.N1	14-JAN-2006 10:05:36	Bright	35.500	130	23Bet Dra	2.7990	5800.0	71	20259	No
172	GOM_NL__2PRFIN20060114_101152_000000362044_00165_20259_7559.N1	14-JAN-2006 10:11:52	Bright	35.500	133	40Zet Her	2.8070	6000.0	71	20259	No
173	GOM_NL__2PRFIN20060114_101640_000000342044_00165_20259_7560.N1	14-JAN-2006 10:16:40	Bright	33.500	59	55Alp Oph	2.0800	8900.0	67	20259	No
174	GOM_NL__2PRFIN20060114_102232_000000392044_00165_20259_7561.N1	14-JAN-2006 10:22:32	Bright	38.500	120	1Del Oph	2.7340	3200.0	77	20259	No
175	GOM_NL__2PRFIN20060114_102355_000000432044_00165_20259_7562.N1	14-JAN-2006 10:23:55	Bright	42.500	98	13Zet Oph	2.5710	30000.	85	20259	No
176	GOM_NL__2PRFIN20060114_102823_000000492044_00165_20259_7563.N1	14-JAN-2006 10:28:23	Tw_i_and_stray	49.000	16	21Alp Sco	1.0200	3000.0	98	20259	No
177	GOM_NL__2PRFIN20060114_103006_000000422044_00165_20259_7564.N1	14-JAN-2006 10:30:06	Twilight	41.500	75	26Eps Sco	2.2910	4250.0	83	20259	No
178	GOM_NL__2PRFIN20060114_103336_000000392044_00165_20259_7565.N1	14-JAN-2006 10:33:36	Dark	39.000	131	Gam Lup	2.8000	26000.	78	20259	No
179	GOM_NL__2PRFIN20060114_103519_000000412044_00165_20259_7566.N1	14-JAN-2006 10:35:19	Dark	40.500	109	Bet Lup	2.6770	26000.	81	20259	No
180	GOM_NL__2PRFIN20060114_103650_000000402044_00165_20259_7567.N1	14-JAN-2006 10:36:50	Dark	39.500	78	Alp Lup	2.3040	28000.	79	20259	No
181	GOM_NL__2PRFIN20060114_103831_000000372044_00166_20260_7538.N1	14-JAN-2006 10:38:31	Dark	36.500	134	Bet TrA	2.8100	6600.0	73	20260	No
182	GOM_NL__2PRFIN20060114_104024_000000402044_00166_20260_7539.N1	14-JAN-2006 10:40:24	Dark	40.000	10	Bet Cen	0.61000	28000.	80	20260	No
183	GOM_NL__2PRFIN20060114_104705_000000372044_00166_20260_7540.N1	14-JAN-2006 10:47:05	Dark	37.000	124	The Car	2.7640	30000.	74	20260	No
184	GOM_NL__2PRFIN20060114_104829_000000362044_00166_20260_7541.N1	14-JAN-2006 10:48:29	Dark	36.000	29	Bet Car	1.6720	10200.	72	20260	No
185	GOM_NL__2PRFIN20060114_105023_000000392044_00166_20260_7542.N1	14-JAN-2006 10:50:23	Dark	39.000	71	lot Car	2.2460	7700.0	78	20260	No
186	GOM_NL__2PRFIN20060114_105139_000000452044_00166_20260_7543.N1	14-JAN-2006 10:51:39	Dark	45.000	41	Eps Car	1.8600	4100.0	90	20260	No
187	GOM_NL__2PRFIN20060114_105518_000000492044_00166_20260_7544.N1	14-JAN-2006 10:55:18	Dark	48.500	2	Alp Car	-0.73600	7000.0	97	20260	No
188	GOM_NL__2PRFIN20060114_105850_000000432044_00166_20260_7545.N1	14-JAN-2006 10:58:50	Straylight	42.500	117	Pi Pup	2.7060	3800.0	85	20260	No
189	GOM_NL__2PRFIN20060114_110124_000000412044_00166_20260_7546.N1	14-JAN-2006 11:01:24	Straylight	40.500	23	21Eps CMa	1.5020	26000.	81	20260	No
190	GOM_NL__2PRFIN20060114_110249_000000402044_00166_20260_7547.N1	14-JAN-2006 11:02:49	Straylight	39.500	179	24Omi2CMa	3.0320	24000.	79	20260	No
191	GOM_NL__2PRFIN20060114_110504_000000482044_00166_20260_7548.N1	14-JAN-2006 11:05:04	Straylight	48.000	1	9Alp CMa	-1.4400	11000.	96	20260	No
192	GOM_NL__2PRFIN20060114_110732_000000422044_00166_20260_7549.N1	14-JAN-2006 11:07:32	Straylight	41.500	56	53Kap Ori	2.0650	30000.	83	20260	No
193	GOM_NL__2PRFIN20060114_110842_000000392044_00166_20260_7550.N1	14-JAN-2006 11:08:42	Straylight	38.500	125	44lot Ori	2.7700	30000.	77	20260	No
194	GOM_NL__2PRFIN20060114_111000_000000422044_00166_20260_7551.N1	14-JAN-2006 11:10:00	Tw_i_and_stray	41.500	30	46Eps Ori	1.6940	30000.	83	20260	No
195	GOM_NL__2PRFIN20060114_111214_000000462044_00166_20260_7552.N1	14-JAN-2006 11:12:14	Tw_i_and_stray	45.500	14	58Alp Ori	0.87000	3000.0	91	20260	No
196	GOM_NL__2PRFIN20060114_111611_000000362044_00166_20260_7553.N1	14-JAN-2006 11:16:11	Bright	35.500	176	23Zet Tau	3.0200	22000.	71	20260	No
197	GOM_NL__2PRFIN20060114_111820_000000362044_00166_20260_7554.N1	14-JAN-2006 11:18:20	Bright	36.000	28	12Bet Tau	1.6500	15200.	72	20260	No
198	GOM_NL__2PRFIN20060114_111954_000000362044_00166_20260_7555.N1	14-JAN-2006 11:19:54	Bright	36.000	114	3lot Aur	2.6930	4600.0	72	20260	No
199	GOM_NL__2PRFIN20060114_112249_000000362044_00166_20260_7556.N1	14-JAN-2006 11:22:49	Bright	35.500	42	34Bet Aur	1.9000	10200.	71	20260	No
200	GOM_NL__2PRFIN20060114_113522_000000332044_00166_20260_7557.N1	14-JAN-2006 11:35:22	Bright	33.000	49	1Alp UMi	1.9900	6300.0	66	20260	No
201	GOM_NL__2PRFIN20060114_114612_000000352044_00166_20260_7558.N1	14-JAN-2006 11:46:12	Bright	35.000	130	23Bet Dra	2.7990	5800.0	70	20260	No
202	GOM_NL__2PRFIN20060114_115228_000000512044_00166_20260_7559.N1	14-JAN-2006 11:52:28	Bright	51.000	133	40Zet Her	2.8070	6000.0	102	20260	No
203	GOM_NL__2PRFIN20060114_115716_000000332044_00166_20260_7560.N1	14-JAN-2006 11:57:16	Bright	33.000	59	55Alp Oph	2.0800	8900.0	66	20260	No
204	GOM_NL__2PRFIN20060114_120309_000000382044_00166_20260_7561.N1	14-JAN-2006 12:03:09	Bright	38.000	120	1Del Oph	2.7340	3200.0	76	20260	No
205	GOM_NL__2PRFIN20060114_120432_000000362044_00166_20260_7562.N1	14-JAN-2006 12:04:32	Bright	35.500	98	13Zet Oph	2.5710	30000.	71	20260	No
206	GOM_NL__2PRFIN20060114_120859_000000472044_00166_20260_7563.N1	14-JAN-2006 12:08:59	Tw_i_and_stray	47.000	16	21Alp Sco	1.0200	3000.0	94	20260	No
207	GOM_NL__2PRFIN20060114_121042_000000432044_00166_20260_7564.N1	14-JAN-2006 12:10:42	Twilight	42.500	75	26Eps Sco	2.2910	4250.0	85	20260	No
208	GOM_NL__2PRFIN20060114_121412_000000382044_00166_20260_7565.N1	14-JAN-2006 12:14:12	Dark	38.000	131	Gam Lup	2.8000	26000.	76	20260	No
209	GOM_NL__2PRFIN20060114_121555_000000412044_00166_20260_7566.N1	14-JAN-2006 12:15:55	Dark	41.000	109	Bet Lup	2.6770	26000.	82	20260	No
210	GOM_NL__2PRFIN20060114_121726_000000402044_00166_20260_7567.N1	14-JAN-2006 12:17:26	Dark	39.500	78	Alp Lup	2.3040	28000.	79	20260	No
211	GOM_NL__2PRFIN20060114_121907_000000372044_00167_20261_7538.N1	14-JAN-2006 12:19:07	Dark	36.500	134	Bet TrA	2.8100	6600.0	73	20261	No
212	GOM_NL__2PRFIN20060114_122100_000000482044_00167_20261_7539.N1	14-JAN-2006 12:21:00	Dark	48.000	10	Bet Cen	0.61000	28000.	96	20261	No
213	GOM_NL__2PRFIN20060114_122741_000000382044_00167_20261_7540.N1	14-JAN-2006 12:27:41	Dark	38.000	124	The Car	2.7640	30000.	76	20261	No
214	GOM_NL__2PRFIN20060114_122906_000000382044_00167_20261_7541.N1	14-JAN-2006 12:29:06	Dark	38.000	29	Bet Car	1.6720	10200.	76	20261	No
215	GOM_NL__2PRFIN20060114_123059_000000472044_00167_20261_7542.N1	14-JAN-2006 12:30:59	Dark	47.000	71	lot Car	2.2460	7700.0	94	20261	No
216	GOM_NL__2PRFIN20060114_123215_000000462044_00167_20261_7543.N1	14-JAN-2006 12:32:15	Dark	46.000	41	Eps Car	1.8600	4100.0	92	20261	No
217	GOM_NL__2PRFIN20060114_123554_000000492044_00167_20261_7544.N1	14-JAN-2006 12:35:54	Dark	49.000	2	Alp Car	-0.73600	7000.0	98	20261	No
218	GOM_NL__2PRFIN20060114_123926_000000432044_00167_20261_7545.N1	14-JAN-2006 12:39:26	Straylight	43.000	117	Pi Pup	2.7060	3800.0	86	20261	No
219	GOM_NL__2PRFIN20060114_124200_000000412044_00167_20261_7546.N1	14-JAN-2006 12:42:00	Straylight	40.500	23	21Eps CMa	1.5020	26000.	81	20261	No

220	GOM_NL__2PRFIN20060114_124325_000000382044_00167_20261_7547.N1	14-JAN-2006 12:43:25	Straylight	38.000	179	24Omi2CMa	3.0320	24000.	76	20261	No
221	GOM_NL__2PRFIN20060114_124539_000000492044_00167_20261_7548.N1	14-JAN-2006 12:45:39	Straylight	48.500	1	9Alp CMa	-1.4400	11000.	97	20261	No
222	GOM_NL__2PRFIN20060114_124809_000000402044_00167_20261_7549.N1	14-JAN-2006 12:48:09	Straylight	39.500	56	53Kap Ori	2.0650	30000.	79	20261	No
223	GOM_NL__2PRFIN20060114_124918_000000382044_00167_20261_7550.N1	14-JAN-2006 12:49:18	Straylight	37.500	125	44Iot Ori	2.7700	30000.	75	20261	No
224	GOM_NL__2PRFIN20060114_125036_000000402044_00167_20261_7551.N1	14-JAN-2006 12:50:36	Tw_i_and_stray	40.000	30	46Eps Ori	1.6940	30000.	80	20261	No
225	GOM_NL__2PRFIN20060114_125250_000000462044_00167_20261_7552.N1	14-JAN-2006 12:52:50	Tw_i_and_stray	46.000	14	58Alp Ori	0.87000	3000.0	92	20261	No
226	GOM_NL__2PRFIN20060114_125647_000000342044_00167_20261_7553.N1	14-JAN-2006 12:56:47	Bright	33.500	176	23Zet Tau	3.0200	22000.	67	20261	No
227	GOM_NL__2PRFIN20060114_125856_000000352044_00167_20261_7554.N1	14-JAN-2006 12:58:56	Bright	35.000	28	12Bet Tau	1.6500	15200.	70	20261	No
228	GOM_NL__2PRFIN20060114_130030_000000382044_00167_20261_7555.N1	14-JAN-2006 13:00:30	Bright	37.500	114	3Iot Aur	2.6930	4600.0	75	20261	No
229	GOM_NL__2PRFIN20060114_130325_000000362044_00167_20261_7556.N1	14-JAN-2006 13:03:25	Bright	36.000	42	34Bet Aur	1.9000	10200.	72	20261	No
230	GOM_NL__2PRFIN20060114_131558_000000342044_00167_20261_7557.N1	14-JAN-2006 13:15:58	Bright	34.000	49	1Alp UMi	1.9900	6300.0	68	20261	No
231	GOM_NL__2PRFIN20060114_132648_000000362044_00167_20261_7558.N1	14-JAN-2006 13:26:48	Bright	35.500	130	23Bet Dra	2.7990	5800.0	71	20261	No
232	GOM_NL__2PRFIN20060114_133304_000000372044_00167_20261_7559.N1	14-JAN-2006 13:33:04	Bright	36.500	133	40Zet Her	2.8070	6000.0	73	20261	No
233	GOM_NL__2PRFIN20060114_133752_000000332044_00167_20261_7560.N1	14-JAN-2006 13:37:52	Bright	33.000	59	55Alp Oph	2.0800	8900.0	66	20261	No
234	GOM_NL__2PRFIN20060114_134345_000000382044_00167_20261_7561.N1	14-JAN-2006 13:43:45	Bright	38.000	120	1Del Oph	2.7340	3200.0	76	20261	No
235	GOM_NL__2PRFIN20060114_134508_000000532044_00167_20261_7562.N1	14-JAN-2006 13:45:08	Bright	53.000	98	13Zet Oph	2.5710	30000.	106	20261	No
236	GOM_NL__2PRFIN20060114_134935_000000532044_00167_20261_7563.N1	14-JAN-2006 13:49:35	Tw_i_and_stray	53.000	16	21Alp Sco	1.0200	3000.0	106	20261	No
237	GOM_NL__2PRFIN20060114_135118_000000412044_00167_20261_7564.N1	14-JAN-2006 13:51:18	Twilight	40.500	75	26Eps Sco	2.2910	4250.0	81	20261	No
238	GOM_NL__2PRFIN20060114_135448_000000382044_00167_20261_7565.N1	14-JAN-2006 13:54:48	Dark	38.000	131	Gam Lup	2.8000	26000.	76	20261	No
239	GOM_NL__2PRFIN20060114_135632_000000402044_00167_20261_7566.N1	14-JAN-2006 13:56:32	Dark	39.500	109	Bet Lup	2.6770	26000.	79	20261	No
240	GOM_NL__2PRFIN20060114_135803_000000392044_00167_20261_7567.N1	14-JAN-2006 13:58:03	Dark	39.000	78	Alp Lup	2.3040	28000.	78	20261	No
241	GOM_NL__2PRFIN20060114_135943_000000372044_00168_20262_7538.N1	14-JAN-2006 13:59:43	Dark	36.500	134	Bet TrA	2.8100	6600.0	73	20262	No
242	GOM_NL__2PRFIN20060114_140137_000000402044_00168_20262_7539.N1	14-JAN-2006 14:01:37	Dark	40.000	10	Bet Cen	0.61000	28000.	80	20262	No
243	GOM_NL__2PRFIN20060114_140818_000000382044_00168_20262_7540.N1	14-JAN-2006 14:08:18	Dark	38.000	124	The Car	2.7640	30000.	76	20262	No
244	GOM_NL__2PRFIN20060114_140942_000000372044_00168_20262_7541.N1	14-JAN-2006 14:09:42	Dark	37.000	29	Bet Car	1.6720	10200.	74	20262	No
245	GOM_NL__2PRFIN20060114_141136_000000392044_00168_20262_7542.N1	14-JAN-2006 14:11:36	Dark	38.500	71	Iot Car	2.2460	7700.0	77	20262	No
246	GOM_NL__2PRFIN20060114_141252_000000462044_00168_20262_7543.N1	14-JAN-2006 14:12:52	Dark	45.500	41	Eps Car	1.8600	4100.0	91	20262	No
247	GOM_NL__2PRFIN20060114_141630_000000492044_00168_20262_7544.N1	14-JAN-2006 14:16:30	Dark	49.000	2	Alp Car	-0.73600	7000.0	98	20262	No
248	GOM_NL__2PRFIN20060114_142002_000000422044_00168_20262_7545.N1	14-JAN-2006 14:20:02	Straylight	41.500	117	Pi Pup	2.7060	3800.0	83	20262	No
249	GOM_NL__2PRFIN20060114_142236_000000452044_00168_20262_7546.N1	14-JAN-2006 14:22:36	Straylight	44.500	23	21Eps CMa	1.5020	26000.	89	20262	No
250	GOM_NL__2PRFIN20060114_142402_000000382044_00168_20262_7547.N1	14-JAN-2006 14:24:02	Straylight	38.000	179	24Omi2CMa	3.0320	24000.	76	20262	No
251	GOM_NL__2PRFIN20060114_142616_000000462044_00168_20262_7548.N1	14-JAN-2006 14:26:16	Straylight	46.000	1	9Alp CMa	-1.4400	11000.	92	20262	No
252	GOM_NL__2PRFIN20060114_142845_000000412044_00168_20262_7549.N1	14-JAN-2006 14:28:45	Straylight	40.500	56	53Kap Ori	2.0650	30000.	81	20262	No
253	GOM_NL__2PRFIN20060114_142955_000000382044_00168_20262_7550.N1	14-JAN-2006 14:29:55	Straylight	38.000	125	44Iot Ori	2.7700	30000.	76	20262	No
254	GOM_NL__2PRFIN20060114_143112_000000402044_00168_20262_7551.N1	14-JAN-2006 14:31:12	Tw_i_and_stray	39.500	30	46Eps Ori	1.6940	30000.	79	20262	No
255	GOM_NL__2PRFIN20060114_143326_000000462044_00168_20262_7552.N1	14-JAN-2006 14:33:26	Tw_i_and_stray	46.000	14	58Alp Ori	0.87000	3000.0	92	20262	No
256	GOM_NL__2PRFIN20060114_143723_000000362044_00168_20262_7553.N1	14-JAN-2006 14:37:23	Bright	35.500	176	23Zet Tau	3.0200	22000.	71	20262	No
257	GOM_NL__2PRFIN20060114_143932_000000382044_00168_20262_7554.N1	14-JAN-2006 14:39:32	Bright	37.500	28	12Bet Tau	1.6500	15200.	75	20262	No
258	GOM_NL__2PRFIN20060114_144106_000000372044_00168_20262_7555.N1	14-JAN-2006 14:41:06	Bright	36.500	114	3Iot Aur	2.6930	4600.0	73	20262	No
259	GOM_NL__2PRFIN20060114_144401_000000352044_00168_20262_7556.N1	14-JAN-2006 14:44:01	Bright	35.000	42	34Bet Aur	1.9000	10200.	70	20262	No
260	GOM_NL__2PRFIN20060114_145634_000000342044_00168_20262_7557.N1	14-JAN-2006 14:56:34	Bright	33.500	49	1Alp UMi	1.9900	6300.0	67	20262	No
261	GOM_NL__2PRFIN20060114_150724_000000372044_00168_20262_7558.N1	14-JAN-2006 15:07:24	Bright	36.500	130	23Bet Dra	2.7990	5800.0	73	20262	No
262	GOM_NL__2PRFIN20060114_151340_000000352044_00168_20262_7559.N1	14-JAN-2006 15:13:40	Bright	35.000	133	40Zet Her	2.8070	6000.0	70	20262	No
263	GOM_NL__2PRFIN20060114_151828_000000332044_00168_20262_7560.N1	14-JAN-2006 15:18:28	Bright	33.000	59	55Alp Oph	2.0800	8900.0	66	20262	No
264	GOM_NL__2PRFIN20060114_152421_000000192044_00168_20262_7561.N1	14-JAN-2006 15:24:21	Tw_i_and_stray	19.000	120	1Del Oph	2.7340	3200.0	38	20262	No
265	GOM_NL__2PRFIN20060114_152544_000000532044_00168_20262_7562.N1	14-JAN-2006 15:25:44	Bright	53.000	98	13Zet Oph	2.5710	30000.	106	20262	No
266	GOM_NL__2PRFIN20060114_153012_000000532044_00168_20262_7563.N1	14-JAN-2006 15:30:12	Tw_i_and_stray	53.000	16	21Alp Sco	1.0200	3000.0	106	20262	No
267	GOM_NL__2PRFIN20060114_153154_000000412044_00168_20262_7564.N1	14-JAN-2006 15:31:54	Twilight	41.000	75	26Eps Sco	2.2910	4250.0	82	20262	No
268	GOM_NL__2PRFIN20060114_153525_000000392044_00168_20262_7565.N1	14-JAN-2006 15:35:25	Dark	39.000	131	Gam Lup	2.8000	26000.	78	20262	No
269	GOM_NL__2PRFIN20060114_153709_000000372044_00168_20262_7566.N1	14-JAN-2006 15:37:09	Dark	37.000	109	Bet Lup	2.6770	26000.	74	20262	No
270	GOM_NL__2PRFIN20060114_153839_000000402044_00168_20262_7567.N1	14-JAN-2006 15:38:39	Dark	40.000	78	Alp Lup	2.3040	28000.	80	20262	No
271	GOM_NL__2PRFIN20060114_154019_000000372044_00169_20263_7614.N1	14-JAN-2006 15:40:19	Dark	37.000	134	Bet TrA	2.8100	6600.0	74	20263	No
272	GOM_NL__2PRFIN20060114_154213_000000412044_00169_20263_7615.N1	14-JAN-2006 15:42:13	Dark	40.500	10	Bet Cen	0.61000	28000.	81	20263	No
273	GOM_NL__2PRFIN20060114_154854_000000382044_00169_20263_7616.N1	14-JAN-2006 15:48:54	Dark	37.500	124	The Car	2.7640	30000.	75	20263	No
274	GOM_NL__2PRFIN20060114_155018_000000382044_00169_20263_7617.N1	14-JAN-2006 15:50:18	Dark	38.000	29	Bet Car	1.6720	10200.	76	20263	No
275	GOM_NL__2PRFIN20060114_155212_000000392044_00169_20263_7618.N1	14-JAN-2006 15:52:12	Dark	38.500	71	Iot Car	2.2460	7700.0	77	20263	No
276	GOM_NL__2PRFIN20060114_155328_000000472044_00169_20263_7619.N1	14-JAN-2006 15:53:28	Dark	47.000	41	Eps Car	1.8600	4100.0	94	20263	No
277	GOM_NL__2PRFIN20060114_155706_000000442044_00169_20263_7620.N1	14-JAN-2006 15:57:06	Dark	44.000	2	Alp Car	-0.73600	7000.0	88	20263	No
278	GOM_NL__2PRFIN20060114_160038_000000412044_00169_20263_7621.N1	14-JAN-2006 16:00:38	Straylight	41.000	117	Pi Pup	2.7060	3800.0	82	20263	No

279	GOM_NL__2PRFIN20060114_160312_000000442044_00169_20263_7622.N1	14-JAN-2006 16:03:12	Straylight	43.500	23	21Eps CMa	1.5020	26000.	87	20263	No
280	GOM_NL__2PRFIN20060114_160438_000000412044_00169_20263_7623.N1	14-JAN-2006 16:04:38	Straylight	41.000	179	24Omi2CMa	3.0320	24000.	82	20263	No
281	GOM_NL__2PRFIN20060114_160652_000000462044_00169_20263_7624.N1	14-JAN-2006 16:06:52	Straylight	45.500	1	9Alp CMa	-1.4400	11000.	91	20263	No
282	GOM_NL__2PRFIN20060114_160921_000000402044_00169_20263_7625.N1	14-JAN-2006 16:09:21	Straylight	39.500	56	53Kap Ori	2.0650	30000.	79	20263	No
283	GOM_NL__2PRFIN20060114_161031_000000392044_00169_20263_7626.N1	14-JAN-2006 16:10:31	Straylight	38.500	125	44Iot Ori	2.7700	30000.	77	20263	No
284	GOM_NL__2PRFIN20060114_161148_000000422044_00169_20263_7627.N1	14-JAN-2006 16:11:48	Tw_i_and_stray	41.500	30	46Eps Ori	1.6940	30000.	83	20263	No
285	GOM_NL__2PRFIN20060114_161402_000000522044_00169_20263_7628.N1	14-JAN-2006 16:14:02	Tw_i_and_stray	52.000	14	58Alp Ori	0.87000	3000.0	104	20263	No
286	GOM_NL__2PRFIN20060114_161759_000000362044_00169_20263_7629.N1	14-JAN-2006 16:17:59	Bright	36.000	176	23Zet Tau	3.0200	22000.	72	20263	No
287	GOM_NL__2PRFIN20060114_162008_000000372044_00169_20263_7630.N1	14-JAN-2006 16:20:08	Bright	37.000	28	12Bet Tau	1.6500	15200.	74	20263	No
288	GOM_NL__2PRFIN20060114_162142_000000362044_00169_20263_7631.N1	14-JAN-2006 16:21:42	Bright	36.000	114	3Iot Aur	2.6930	4600.0	72	20263	No
289	GOM_NL__2PRFIN20060114_162437_000000522044_00169_20263_7632.N1	14-JAN-2006 16:24:37	Bright	52.000	42	34Bet Aur	1.9000	10200.	104	20263	No
290	GOM_NL__2PRFIN20060114_163709_000000372044_00169_20263_7633.N1	14-JAN-2006 16:37:09	Bright	36.500	49	1Alp UMi	1.9900	6300.0	73	20263	No
291	GOM_NL__2PRFIN20060114_164800_000000372044_00169_20263_7634.N1	14-JAN-2006 16:48:00	Bright	36.500	130	23Bet Dra	2.7990	5800.0	73	20263	No
292	GOM_NL__2PRFIN20060114_165416_000000542044_00169_20263_7635.N1	14-JAN-2006 16:54:16	Bright	54.000	133	40Zet Her	2.8070	6000.0	108	20263	No
293	GOM_NL__2PRFIN20060114_165905_000000332044_00169_20263_7636.N1	14-JAN-2006 16:59:05	Bright	33.000	59	55Alp Oph	2.0800	8900.0	66	20263	No
294	GOM_NL__2PRFIN20060114_170458_000000192044_00169_20263_7637.N1	14-JAN-2006 17:04:58	Tw_i_and_stray	19.000	120	1Del Oph	2.7340	3200.0	38	20263	No
295	GOM_NL__2PRFIN20060114_170621_000000532044_00169_20263_7638.N1	14-JAN-2006 17:06:21	Bright	53.000	98	13Zet Oph	2.5710	30000.	106	20263	No
296	GOM_NL__2PRFIN20060114_171048_000000512044_00169_20263_7639.N1	14-JAN-2006 17:10:48	Tw_i_and_stray	50.500	16	21Alp Sco	1.0200	3000.0	101	20263	No
297	GOM_NL__2PRFIN20060114_171231_000000432044_00169_20263_7640.N1	14-JAN-2006 17:12:31	Twilight	43.000	75	26Eps Sco	2.2910	4250.0	86	20263	No
298	GOM_NL__2PRFIN20060114_171601_000000392044_00169_20263_7641.N1	14-JAN-2006 17:16:01	Dark	38.500	131	Gam Lup	2.8000	26000.	77	20263	No
299	GOM_NL__2PRFIN20060114_171745_000000372044_00169_20263_7642.N1	14-JAN-2006 17:17:45	Dark	37.000	109	Bet Lup	2.6770	26000.	74	20263	No
300	GOM_NL__2PRFIN20060114_171916_000000402044_00169_20263_7643.N1	14-JAN-2006 17:19:16	Dark	40.000	78	Alp Lup	2.3040	28000.	80	20263	No
301	GOM_NL__2PRFIN20060114_172056_000000362044_00170_20264_7538.N1	14-JAN-2006 17:20:56	Dark	36.000	134	Bet TrA	2.8100	6600.0	72	20264	No
302	GOM_NL__2PRFIN20060114_172250_000000422044_00170_20264_7539.N1	14-JAN-2006 17:22:50	Dark	42.000	10	Bet Cen	0.61000	28000.	84	20264	No
303	GOM_NL__2PRFIN20060114_172931_000000392044_00170_20264_7540.N1	14-JAN-2006 17:29:31	Dark	39.000	124	The Car	2.7640	30000.	78	20264	No
304	GOM_NL__2PRFIN20060114_173055_000000392044_00170_20264_7541.N1	14-JAN-2006 17:30:55	Dark	38.500	29	Bet Car	1.6720	10200.	77	20264	No
305	GOM_NL__2PRFIN20060114_173248_000000422044_00170_20264_7542.N1	14-JAN-2006 17:32:48	Dark	41.500	71	Iot Car	2.2460	7700.0	83	20264	No
306	GOM_NL__2PRFIN20060114_173404_000000402044_00170_20264_7543.N1	14-JAN-2006 17:34:04	Dark	39.500	41	Eps Car	1.8600	4100.0	79	20264	No
307	GOM_NL__2PRFIN20060114_173743_000000472044_00170_20264_7544.N1	14-JAN-2006 17:37:43	Dark	46.500	2	Alp Car	-0.73600	7000.0	93	20264	No
308	GOM_NL__2PRFIN20060114_174114_000000432044_00170_20264_7545.N1	14-JAN-2006 17:41:14	Straylight	42.500	117	Pi Pup	2.7060	3800.0	85	20264	No
309	GOM_NL__2PRFIN20060114_174348_000000452044_00170_20264_7546.N1	14-JAN-2006 17:43:48	Straylight	44.500	23	21Eps CMa	1.5020	26000.	89	20264	No
310	GOM_NL__2PRFIN20060114_174514_000000402044_00170_20264_7547.N1	14-JAN-2006 17:45:14	Straylight	39.500	179	24Omi2CMa	3.0320	24000.	79	20264	No
311	GOM_NL__2PRFIN20060114_174728_000000472044_00170_20264_7548.N1	14-JAN-2006 17:47:28	Straylight	47.000	1	9Alp CMa	-1.4400	11000.	94	20264	No
312	GOM_NL__2PRFIN20060114_174957_000000412044_00170_20264_7549.N1	14-JAN-2006 17:49:57	Straylight	41.000	56	53Kap Ori	2.0650	30000.	82	20264	No
313	GOM_NL__2PRFIN20060114_175107_000000372044_00170_20264_7550.N1	14-JAN-2006 17:51:07	Straylight	36.500	125	44Iot Ori	2.7700	30000.	73	20264	No
314	GOM_NL__2PRFIN20060114_175225_000000392044_00170_20264_7551.N1	14-JAN-2006 17:52:25	Tw_i_and_stray	39.000	30	46Eps Ori	1.6940	30000.	78	20264	No
315	GOM_NL__2PRFIN20060114_175438_000000492044_00170_20264_7552.N1	14-JAN-2006 17:54:38	Tw_i_and_stray	48.500	14	58Alp Ori	0.87000	3000.0	97	20264	No
316	GOM_NL__2PRFIN20060114_175835_000000352044_00170_20264_7553.N1	14-JAN-2006 17:58:35	Bright	35.000	176	23Zet Tau	3.0200	22000.	70	20264	No
317	GOM_NL__2PRFIN20060114_180044_000000372044_00170_20264_7554.N1	14-JAN-2006 18:00:44	Bright	37.000	28	12Bet Tau	1.6500	15200.	74	20264	No
318	GOM_NL__2PRFIN20060114_180218_000000362044_00170_20264_7555.N1	14-JAN-2006 18:02:18	Bright	35.500	114	3Iot Aur	2.6930	4600.0	71	20264	No
319	GOM_NL__2PRFIN20060114_180513_000000362044_00170_20264_7556.N1	14-JAN-2006 18:05:13	Bright	35.500	42	34Bet Aur	1.9000	10200.	71	20264	No
320	GOM_NL__2PRFIN20060114_181745_000000352044_00170_20264_7557.N1	14-JAN-2006 18:17:45	Bright	34.500	49	1Alp UMi	1.9900	6300.0	69	20264	No
321	GOM_NL__2PRFIN20060114_182836_000000382044_00170_20264_7558.N1	14-JAN-2006 18:28:36	Bright	38.000	130	23Bet Dra	2.7990	5800.0	76	20264	No
322	GOM_NL__2PRFIN20060114_183453_000000432044_00170_20264_7559.N1	14-JAN-2006 18:34:53	Bright	42.500	133	40Zet Her	2.8070	6000.0	85	20264	No
323	GOM_NL__2PRFIN20060114_183941_000000342044_00170_20264_7560.N1	14-JAN-2006 18:39:41	Bright	33.500	59	55Alp Oph	2.0800	8900.0	67	20264	No
324	GOM_NL__2PRFIN20060114_184657_000000532044_00170_20264_7561.N1	14-JAN-2006 18:46:57	Bright	53.000	98	13Zet Oph	2.5710	30000.	106	20264	No
325	GOM_NL__2PRFIN20060114_185124_000000462044_00170_20264_7562.N1	14-JAN-2006 18:51:24	Tw_i_and_stray	46.000	16	21Alp Sco	1.0200	3000.0	92	20264	No
326	GOM_NL__2PRFIN20060114_185307_000000432044_00170_20264_7563.N1	14-JAN-2006 18:53:07	Twilight	42.500	75	26Eps Sco	2.2910	4250.0	85	20264	No
327	GOM_NL__2PRFIN20060114_185638_000000392044_00170_20264_7564.N1	14-JAN-2006 18:56:38	Dark	39.000	131	Gam Lup	2.8000	26000.	78	20264	No
328	GOM_NL__2PRFIN20060114_185822_000000292044_00170_20264_7565.N1	14-JAN-2006 18:58:22	Dark	29.000	109	Bet Lup	2.6770	26000.	58	20264	No
329	GOM_NL__2PRFIN20060114_185952_000000422044_00170_20264_7566.N1	14-JAN-2006 18:59:52	Dark	41.500	78	Alp Lup	2.3040	28000.	83	20264	No
330	GOM_NL__2PRFIN20060114_190132_000000362044_00171_20265_7615.N1	14-JAN-2006 19:01:32	Dark	36.000	134	Bet TrA	2.8100	6600.0	72	20265	No
331	GOM_NL__2PRFIN20060114_190326_000000472044_00171_20265_7616.N1	14-JAN-2006 19:03:26	Dark	47.000	10	Bet Cen	0.61000	28000.	94	20265	No
332	GOM_NL__2PRFIN20060114_191007_000000382044_00171_20265_7617.N1	14-JAN-2006 19:10:07	Dark	38.000	124	The Car	2.7640	30000.	76	20265	No
333	GOM_NL__2PRFIN20060114_191131_000000382044_00171_20265_7618.N1	14-JAN-2006 19:11:31	Dark	38.000	29	Bet Car	1.6720	10200.	76	20265	No
334	GOM_NL__2PRFIN20060114_191325_000000402044_00171_20265_7619.N1	14-JAN-2006 19:13:25	Dark	39.500	71	Iot Car	2.2460	7700.0	79	20265	No
335	GOM_NL__2PRFIN20060114_191441_000000372044_00171_20265_7620.N1	14-JAN-2006 19:14:41	Dark	36.500	41	Eps Car	1.8600	4100.0	73	20265	No
336	GOM_NL__2PRFIN20060114_191819_000000512044_00171_20265_7621.N1	14-JAN-2006 19:18:19	Dark	51.000	2	Alp Car	-0.73600	7000.0	102	20265	No
337	GOM_NL__2PRFIN20060114_192151_000000432044_00171_20265_7622.N1	14-JAN-2006 19:21:51	Straylight	42.500	117	Pi Pup	2.7060	3800.0	85	20265	No

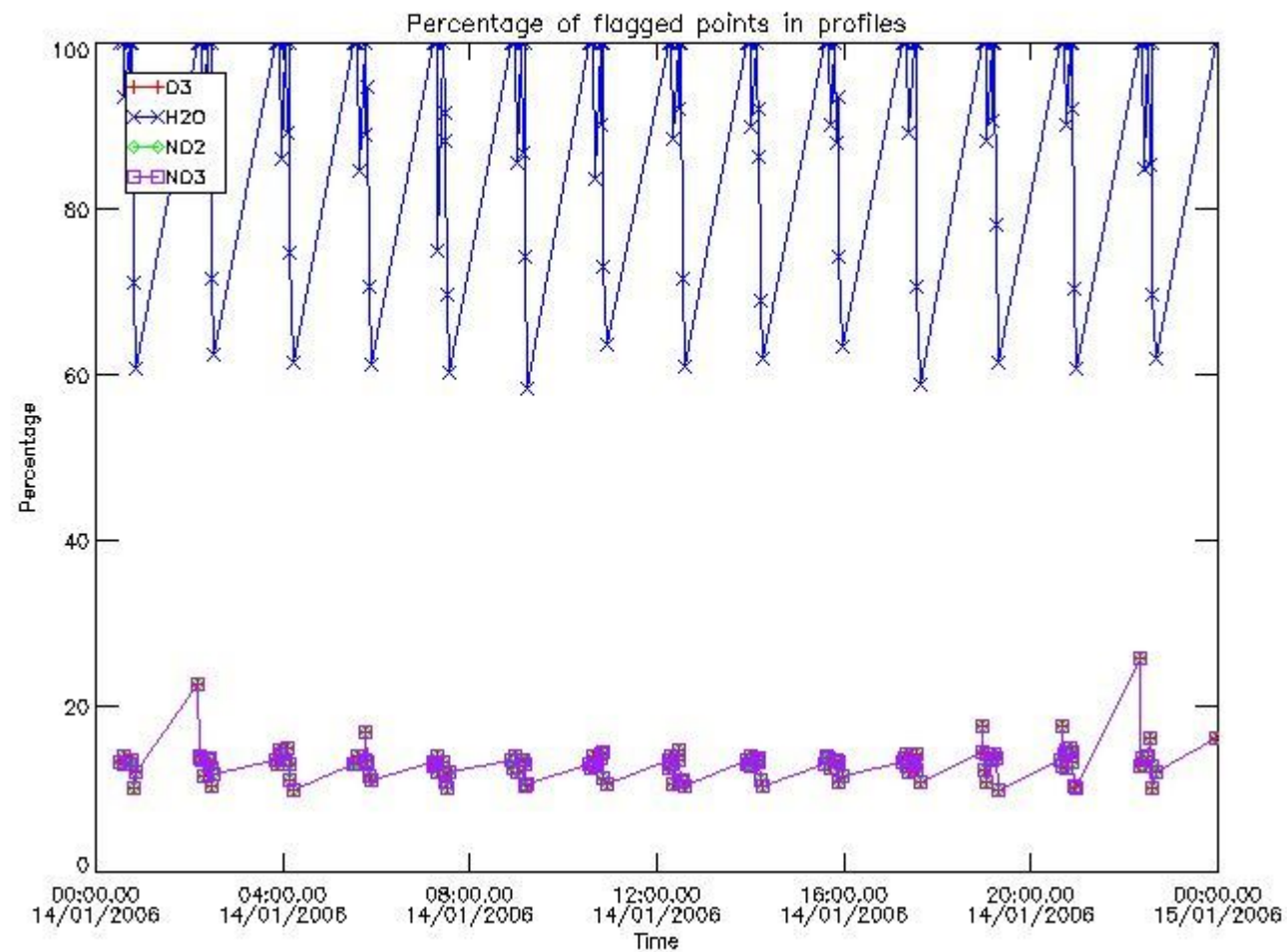
338	GOM_NL__2PRFIN20060114_192425_000000412044_00171_20265_7623.N1	14-JAN-2006 19:24:25	Straylight	41.000	23	21Eps CMa	1.5020	26000.	82	20265	No
339	GOM_NL__2PRFIN20060114_192550_000000412044_00171_20265_7624.N1	14-JAN-2006 19:25:50	Straylight	40.500	179	24Omi2CMa	3.0320	24000.	81	20265	No
340	GOM_NL__2PRFIN20060114_192804_000000442044_00171_20265_7625.N1	14-JAN-2006 19:28:04	Straylight	44.000	1	9Alp CMa	-1.4400	11000.	88	20265	No
341	GOM_NL__2PRFIN20060114_193033_000000392044_00171_20265_7626.N1	14-JAN-2006 19:30:33	Straylight	39.000	56	53Kap Ori	2.0650	30000.	78	20265	No
342	GOM_NL__2PRFIN20060114_193143_000000382044_00171_20265_7627.N1	14-JAN-2006 19:31:43	Straylight	38.000	125	44Iot Ori	2.7700	30000.	76	20265	No
343	GOM_NL__2PRFIN20060114_193301_000000402044_00171_20265_7628.N1	14-JAN-2006 19:33:01	Tw_i_and_stray	40.000	30	46Eps Ori	1.6940	30000.	80	20265	No
344	GOM_NL__2PRFIN20060114_193514_000000522044_00171_20265_7629.N1	14-JAN-2006 19:35:14	Tw_i_and_stray	52.000	14	58Alp Ori	0.87000	3000.0	104	20265	No
345	GOM_NL__2PRFIN20060114_193911_000000352044_00171_20265_7630.N1	14-JAN-2006 19:39:11	Bright	35.000	176	23Zet Tau	3.0200	22000.	70	20265	No
346	GOM_NL__2PRFIN20060114_194120_000000372044_00171_20265_7631.N1	14-JAN-2006 19:41:20	Bright	37.000	28	12Bet Tau	1.6500	15200.	74	20265	No
347	GOM_NL__2PRFIN20060114_194254_000000382044_00171_20265_7632.N1	14-JAN-2006 19:42:54	Bright	37.500	114	3Iot Aur	2.6930	4600.0	75	20265	No
348	GOM_NL__2PRFIN20060114_194549_000000372044_00171_20265_7633.N1	14-JAN-2006 19:45:49	Bright	37.000	42	34Bet Aur	1.9000	10200.	74	20265	No
349	GOM_NL__2PRFIN20060114_195821_000000362044_00171_20265_7634.N1	14-JAN-2006 19:58:21	Bright	35.500	49	1Alp UMi	1.9900	6300.0	71	20265	No
350	GOM_NL__2PRFIN20060114_200912_000000502044_00171_20265_7635.N1	14-JAN-2006 20:09:12	Bright	50.000	130	23Bet Dra	2.7990	5800.0	100	20265	No
351	GOM_NL__2PRFIN20060114_201529_000000352044_00171_20265_7636.N1	14-JAN-2006 20:15:29	Bright	35.000	133	40Zet Her	2.8070	6000.0	70	20265	No
352	GOM_NL__2PRFIN20060114_202017_000000342044_00171_20265_7637.N1	14-JAN-2006 20:20:17	Bright	34.000	59	55Alp Oph	2.0800	8900.0	68	20265	No
353	GOM_NL__2PRFIN20060114_202733_000000402044_00171_20265_7638.N1	14-JAN-2006 20:27:33	Bright	39.500	98	13Zet Oph	2.5710	30000.	79	20265	No
354	GOM_NL__2PRFIN20060114_203200_000000452044_00171_20265_7639.N1	14-JAN-2006 20:32:00	Tw_i_and_stray	44.500	16	21Alp Sco	1.0200	3000.0	89	20265	No
355	GOM_NL__2PRFIN20060114_203343_000000432044_00171_20265_7640.N1	14-JAN-2006 20:33:43	Twilight	42.500	75	26Eps Sco	2.2910	4250.0	85	20265	No
356	GOM_NL__2PRFIN20060114_203714_000000382044_00171_20265_7641.N1	14-JAN-2006 20:37:14	Dark	38.000	131	Gam Lup	2.8000	26000.	76	20265	No
357	GOM_NL__2PRFIN20060114_203858_000000292044_00171_20265_7642.N1	14-JAN-2006 20:38:58	Dark	29.000	109	Bet Lup	2.6770	26000.	58	20265	No
358	GOM_NL__2PRFIN20060114_204029_000000402044_00171_20265_7643.N1	14-JAN-2006 20:40:29	Dark	40.000	78	Alp Lup	2.3040	28000.	80	20265	No
359	GOM_NL__2PRFIN20060114_204208_000000362044_00172_20266_7616.N1	14-JAN-2006 20:42:08	Dark	36.000	134	Bet TrA	2.8100	6600.0	72	20266	No
360	GOM_NL__2PRFIN20060114_204403_000000412044_00172_20266_7617.N1	14-JAN-2006 20:44:03	Dark	40.500	10	Bet Cen	0.61000	28000.	81	20266	No
361	GOM_NL__2PRFIN20060114_205044_000000382044_00172_20266_7618.N1	14-JAN-2006 20:50:44	Dark	37.500	124	The Car	2.7640	30000.	75	20266	No
362	GOM_NL__2PRFIN20060114_205207_000000392044_00172_20266_7619.N1	14-JAN-2006 20:52:07	Dark	38.500	29	Bet Car	1.6720	10200.	77	20266	No
363	GOM_NL__2PRFIN20060114_205401_000000392044_00172_20266_7620.N1	14-JAN-2006 20:54:01	Dark	38.500	71	Iot Car	2.2460	7700.0	77	20266	No
364	GOM_NL__2PRFIN20060114_205517_000000502044_00172_20266_7621.N1	14-JAN-2006 20:55:17	Dark	49.500	41	Eps Car	1.8600	4100.0	99	20266	No
365	GOM_NL__2PRFIN20060114_205855_000000502044_00172_20266_7622.N1	14-JAN-2006 20:58:55	Dark	50.000	2	Alp Car	-0.73600	7000.0	100	20266	No
366	GOM_NL__2PRFIN20060114_210227_000000442044_00172_20266_7623.N1	14-JAN-2006 21:02:27	Straylight	43.500	117	Pi Pup	2.7060	3800.0	87	20266	No
367	GOM_NL__2PRFIN20060114_210501_000000432044_00172_20266_7624.N1	14-JAN-2006 21:05:01	Straylight	43.000	23	21Eps CMa	1.5020	26000.	86	20266	No
368	GOM_NL__2PRFIN20060114_210626_000000412044_00172_20266_7625.N1	14-JAN-2006 21:06:26	Straylight	40.500	179	24Omi2CMa	3.0320	24000.	81	20266	No
369	GOM_NL__2PRFIN20060114_210840_000000512044_00172_20266_7626.N1	14-JAN-2006 21:08:40	Straylight	50.500	1	9Alp CMa	-1.4400	11000.	101	20266	No
370	GOM_NL__2PRFIN20060114_211109_000000402044_00172_20266_7627.N1	14-JAN-2006 21:11:09	Straylight	40.000	56	53Kap Ori	2.0650	30000.	80	20266	No
371	GOM_NL__2PRFIN20060114_211219_000000402044_00172_20266_7628.N1	14-JAN-2006 21:12:19	Straylight	39.500	125	44Iot Ori	2.7700	30000.	79	20266	No
372	GOM_NL__2PRFIN20060114_211337_000000412044_00172_20266_7629.N1	14-JAN-2006 21:13:37	Tw_i_and_stray	41.000	30	46Eps Ori	1.6940	30000.	82	20266	No
373	GOM_NL__2PRFIN20060114_211550_000000512044_00172_20266_7630.N1	14-JAN-2006 21:15:50	Tw_i_and_stray	51.000	14	58Alp Ori	0.87000	3000.0	102	20266	No
374	GOM_NL__2PRFIN20060114_211947_000000352044_00172_20266_7631.N1	14-JAN-2006 21:19:47	Bright	34.500	176	23Zet Tau	3.0200	22000.	69	20266	No
375	GOM_NL__2PRFIN20060114_212156_000000362044_00172_20266_7632.N1	14-JAN-2006 21:21:56	Bright	35.500	28	12Bet Tau	1.6500	15200.	71	20266	No
376	GOM_NL__2PRFIN20060114_212330_000000372044_00172_20266_7633.N1	14-JAN-2006 21:23:30	Bright	36.500	114	3Iot Aur	2.6930	4600.0	73	20266	No
377	GOM_NL__2PRFIN20060114_212625_000000372044_00172_20266_7634.N1	14-JAN-2006 21:26:25	Bright	37.000	42	34Bet Aur	1.9000	10200.	74	20266	No
378	GOM_NL__2PRFIN20060114_213857_000000352044_00172_20266_7635.N1	14-JAN-2006 21:38:57	Bright	35.000	49	1Alp UMi	1.9900	6300.0	70	20266	No
379	GOM_NL__2PRFIN20060114_214948_000000352044_00172_20266_7636.N1	14-JAN-2006 21:49:48	Bright	35.000	130	23Bet Dra	2.7990	5800.0	70	20266	No
380	GOM_NL__2PRFIN20060114_215605_000000542044_00172_20266_7637.N1	14-JAN-2006 21:56:05	Bright	54.000	133	40Zet Her	2.8070	6000.0	108	20266	No
381	GOM_NL__2PRFIN20060114_220053_000000342044_00172_20266_7638.N1	14-JAN-2006 22:00:53	Bright	33.500	59	55Alp Oph	2.0800	8900.0	67	20266	No
382	GOM_NL__2PRFIN20060114_220809_000000362044_00172_20266_7639.N1	14-JAN-2006 22:08:09	Bright	36.000	98	13Zet Oph	2.5710	30000.	72	20266	No
383	GOM_NL__2PRFIN20060114_221237_000000532044_00172_20266_7640.N1	14-JAN-2006 22:12:37	Tw_i_and_stray	53.000	16	21Alp Sco	1.0200	3000.0	106	20266	No
384	GOM_NL__2PRFIN20060114_221419_000000442044_00172_20266_7641.N1	14-JAN-2006 22:14:19	Twilight	44.000	75	26Eps Sco	2.2910	4250.0	88	20266	No
385	GOM_NL__2PRFIN20060114_221935_000000202044_00172_20266_7642.N1	14-JAN-2006 22:19:35	Dark	20.000	109	Bet Lup	2.6770	26000.	40	20266	No
386	GOM_NL__2PRFIN20060114_222105_000000402044_00172_20266_7643.N1	14-JAN-2006 22:21:05	Dark	40.000	78	Alp Lup	2.3040	28000.	80	20266	No
387	GOM_NL__2PRFIN20060114_222244_000000372044_00173_20267_7637.N1	14-JAN-2006 22:22:44	Dark	37.000	134	Bet TrA	2.8100	6600.0	74	20267	No
388	GOM_NL__2PRFIN20060114_222439_000000402044_00173_20267_7638.N1	14-JAN-2006 22:24:39	Dark	40.000	10	Bet Cen	0.61000	28000.	80	20267	No
389	GOM_NL__2PRFIN20060114_223120_000000372044_00173_20267_7639.N1	14-JAN-2006 22:31:20	Dark	36.500	124	The Car	2.7640	30000.	73	20267	No
390	GOM_NL__2PRFIN20060114_223243_000000382044_00173_20267_7640.N1	14-JAN-2006 22:32:43	Dark	38.000	29	Bet Car	1.6720	10200.	76	20267	No
391	GOM_NL__2PRFIN20060114_223438_000000402044_00173_20267_7641.N1	14-JAN-2006 22:34:38	Dark	40.000	71	Iot Car	2.2460	7700.0	80	20267	No
392	GOM_NL__2PRFIN20060114_223553_000000502044_00173_20267_7642.N1	14-JAN-2006 22:35:53	Dark	50.000	41	Eps Car	1.8600	4100.0	100	20267	No
393	GOM_NL__2PRFIN20060114_223931_000000432044_00173_20267_7643.N1	14-JAN-2006 22:39:31	Dark	42.500	2	Alp Car	-0.73600	7000.0	85	20267	No
394	GOM_NL__2PRFIN20060114_224303_000000432044_00173_20267_7644.N1	14-JAN-2006 22:43:03	Straylight	42.500	117	Pi Pup	2.7060	3800.0	85	20267	No
395	GOM_NL__2PRFIN20060114_224537_000000422044_00173_20267_7645.N1	14-JAN-2006 22:45:37	Straylight	42.000	23	21Eps CMa	1.5020	26000.	84	20267	No
396	GOM_NL__2PRFIN20060114_224702_000000402044_00173_20267_7646.N1	14-JAN-2006 22:47:02	Straylight	40.000	179	24Omi2CMa	3.0320	24000.	80	20267	No

397	GOM_NL__2PRFIN20060114_224916_000000462044_00173_20267_7647.N1	14-JAN-2006 22:49:16	Straylight	45.500	1	9Alp CMa	-1.4400	11000.	91	20267	No
398	GOM_NL__2PRFIN20060114_225145_000000392044_00173_20267_7648.N1	14-JAN-2006 22:51:45	Straylight	38.500	56	53Kap Ori	2.0650	30000.	77	20267	No
399	GOM_NL__2PRFIN20060114_225255_000000382044_00173_20267_7649.N1	14-JAN-2006 22:52:55	Straylight	37.500	125	44Iot Ori	2.7700	30000.	75	20267	No
400	GOM_NL__2PRFIN20060114_225413_000000402044_00173_20267_7650.N1	14-JAN-2006 22:54:13	Twilight	40.000	30	46Eps Ori	1.6940	30000.	80	20267	No
401	GOM_NL__2PRFIN20060114_225626_000000492044_00173_20267_7651.N1	14-JAN-2006 22:56:26	Twilight	48.500	14	58Alp Ori	0.87000	3000.0	97	20267	No
402	GOM_NL__2PRFIN20060114_230023_000000352044_00173_20267_7652.N1	14-JAN-2006 23:00:23	Bright	34.500	176	23Zet Tau	3.0200	22000.	69	20267	No
403	GOM_NL__2PRFIN20060114_230232_000000362044_00173_20267_7653.N1	14-JAN-2006 23:02:32	Bright	36.000	28	12Bet Tau	1.6500	15200.	72	20267	No
404	GOM_NL__2PRFIN20060114_230407_000000372044_00173_20267_7654.N1	14-JAN-2006 23:04:07	Bright	37.000	114	3Iot Aur	2.6930	4600.0	74	20267	No
405	GOM_NL__2PRFIN20060114_230701_000000362044_00173_20267_7655.N1	14-JAN-2006 23:07:01	Bright	35.500	42	34Bet Aur	1.9000	10200.	71	20267	No
406	GOM_NL__2PRFIN20060114_231933_000000352044_00173_20267_7656.N1	14-JAN-2006 23:19:33	Bright	34.500	49	1Alp UMi	1.9900	6300.0	69	20267	No
407	GOM_NL__2PRFIN20060114_233024_000000342044_00173_20267_7657.N1	14-JAN-2006 23:30:24	Bright	33.500	130	23Bet Dra	2.7990	5800.0	67	20267	No
408	GOM_NL__2PRFIN20060114_233641_000000372044_00173_20267_7658.N1	14-JAN-2006 23:36:41	Bright	37.000	133	40Zet Her	2.8070	6000.0	74	20267	No
409	GOM_NL__2PRFIN20060114_234129_000000332044_00173_20267_7659.N1	14-JAN-2006 23:41:29	Bright	32.500	59	55Alp Oph	2.0800	8900.0	65	20267	No
410	GOM_NL__2PRFIN20060114_234846_000000362044_00173_20267_7660.N1	14-JAN-2006 23:48:46	Bright	35.500	98	13Zet Oph	2.5710	30000.	71	20267	No
411	GOM_NL__2PRFIN20060114_235313_000000472044_00173_20267_7661.N1	14-JAN-2006 23:53:13	Twilight	47.000	16	21Alp Sco	1.0200	3000.0	94	20267	No
412	GOM_NL__2PRFIN20060114_235455_000000422044_00173_20267_7662.N1	14-JAN-2006 23:54:55	Twilight	42.000	75	26Eps Sco	2.2910	4250.0	84	20267	No
413	GOM_NL__2PRFIN20060114_235827_000000382044_00173_20267_7663.N1	14-JAN-2006 23:58:27	Dark	38.000	131	Gam Lup	2.8000	26000.	76	20267	No

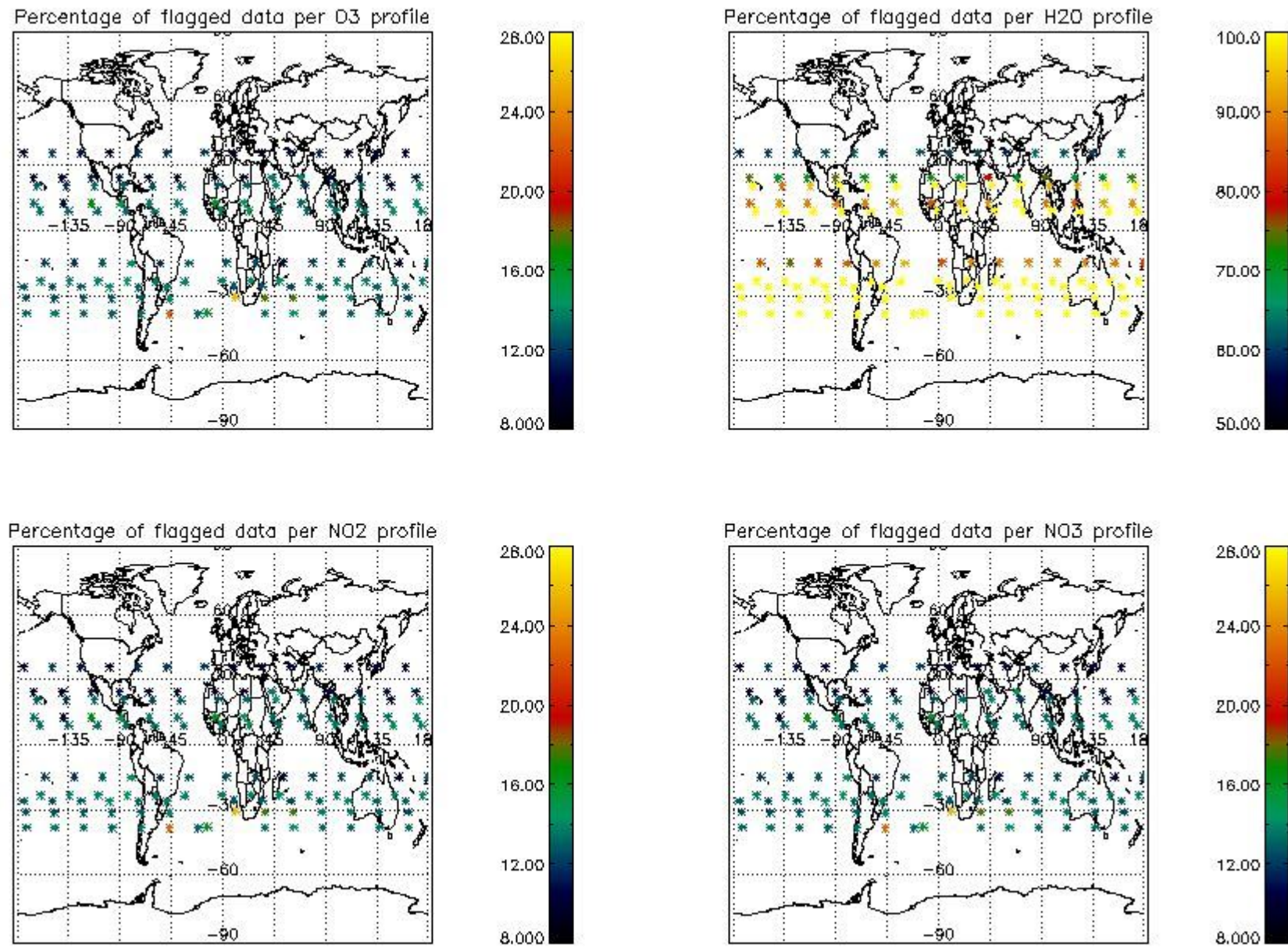
3. Quality information per product

In this section it is plotted some information contained in the Quality Summary data set of the level 2 products. Only products in dark limb conditions and without errors (error flag in the MPH set to "0") are used.

3.1 Plot quality information per product (time dependant)



3.2 Plot quality information per product (world map)

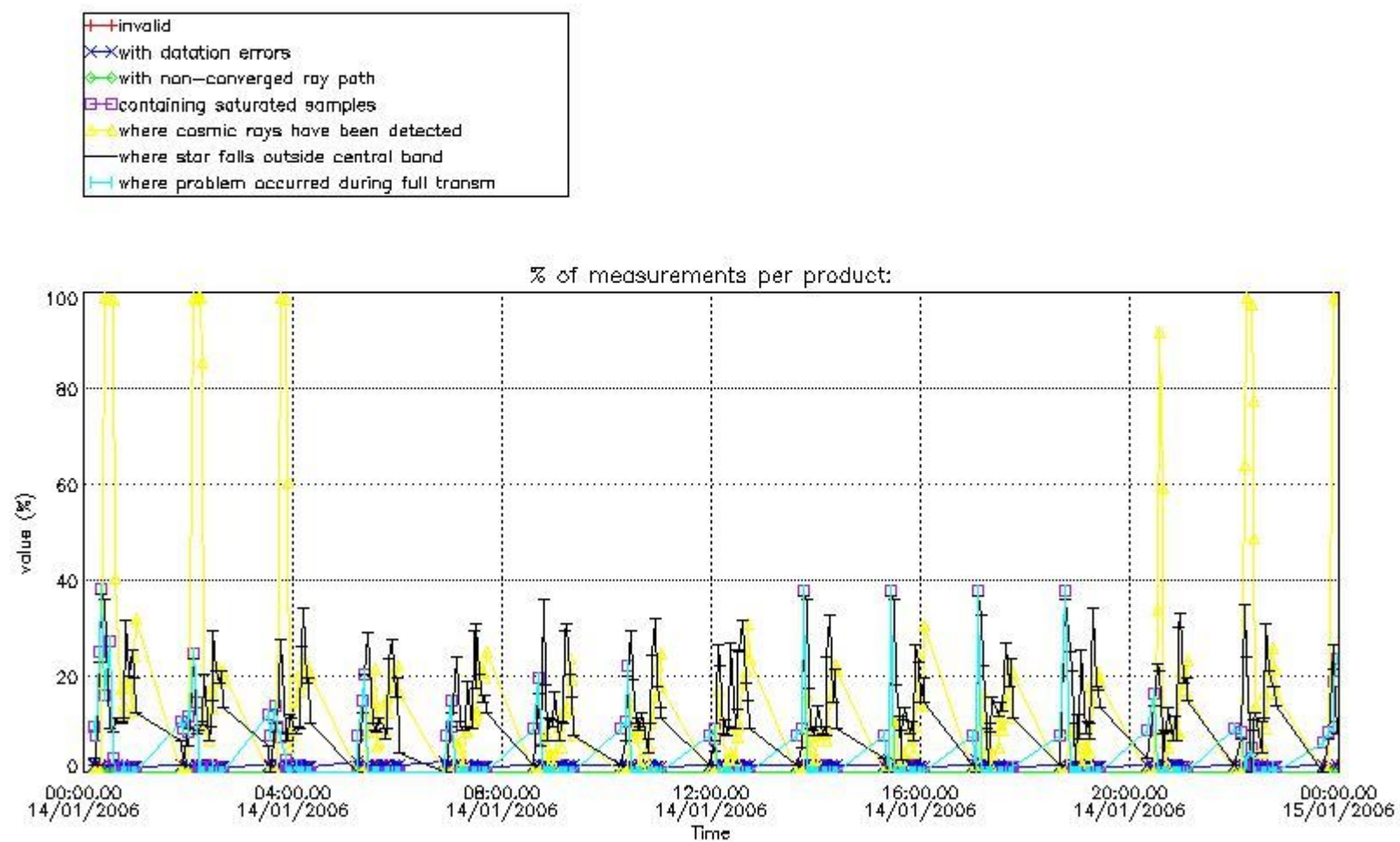


4. Level 1 quality information per product

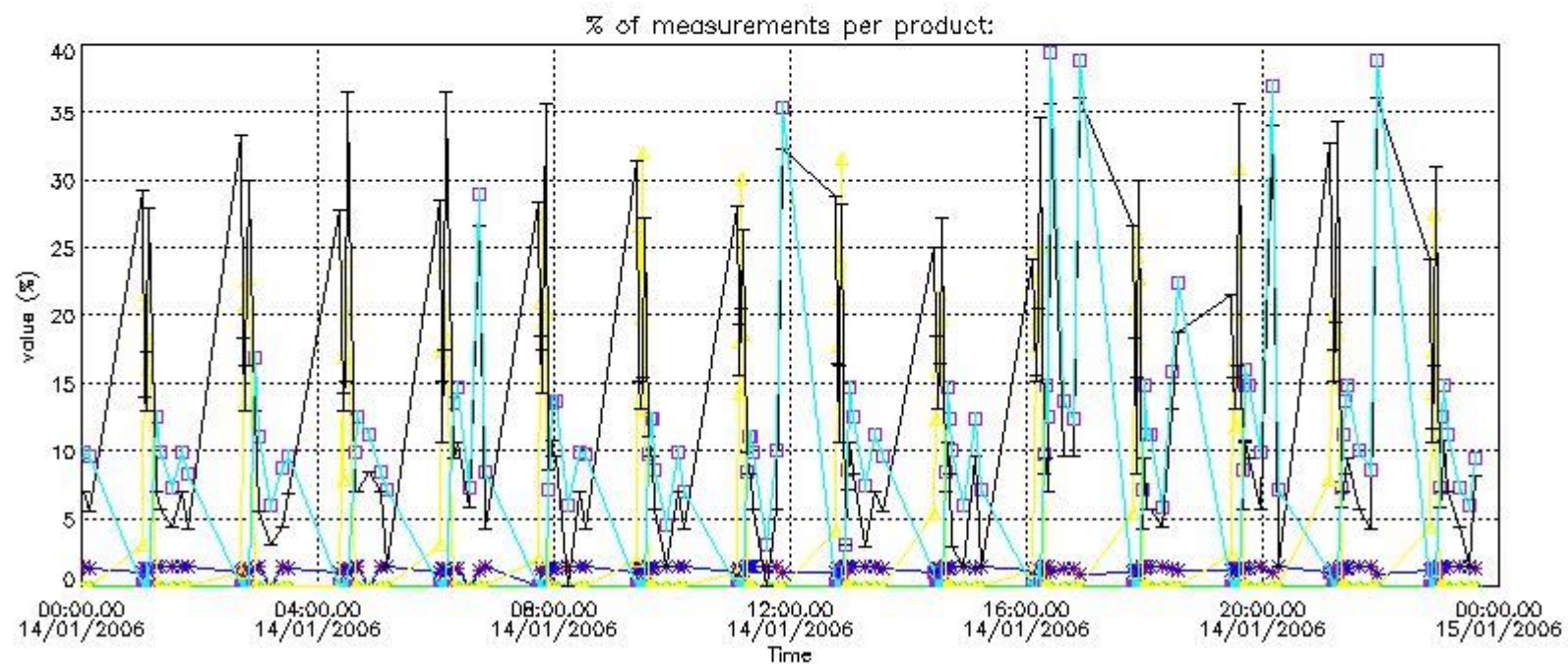
In this section it is plotted some information contained in the Quality Summary data set of the level 2 products that comes from the level 1b processing. Products without errors (error flag in the MPH set to "0") are used.

4.1 Plot quality information per product (time dependant) coming from level 1b processing

4.1.1 Plot level 1 quality information per product (time dependant): ENVISAT ASCENDING passes

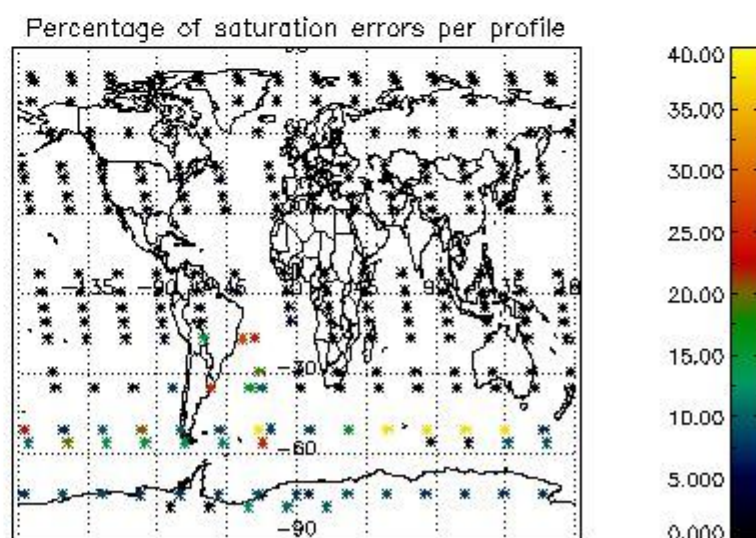
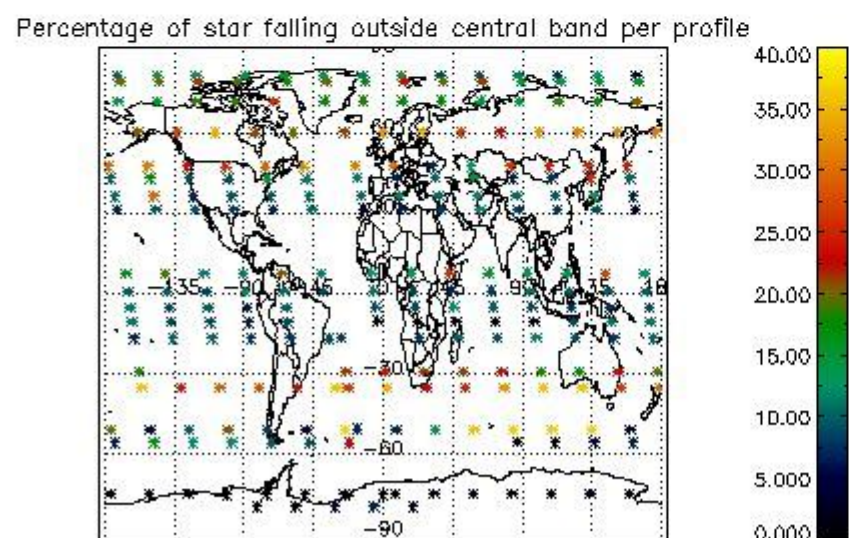
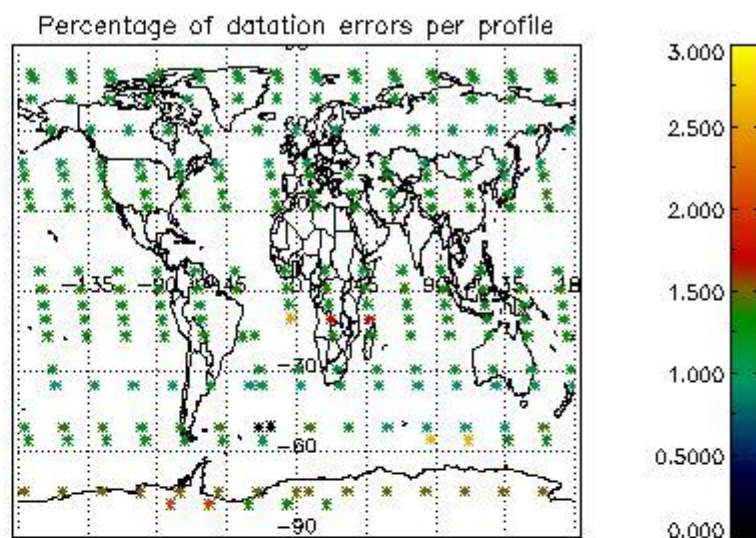
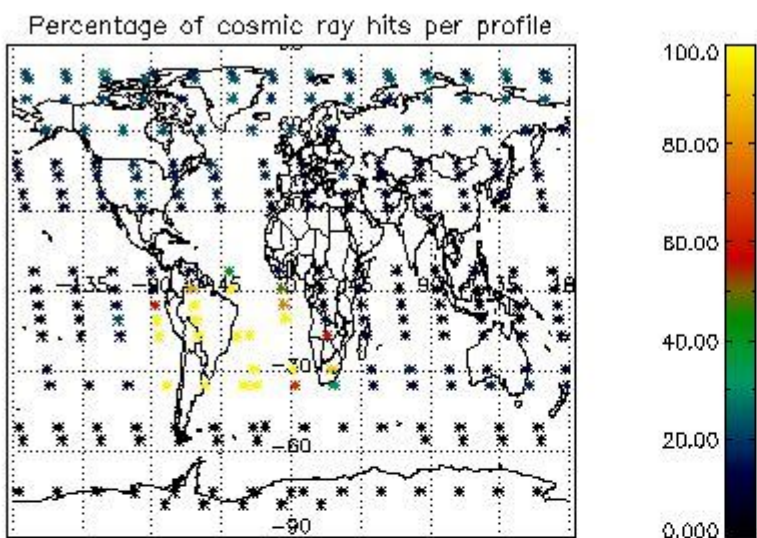


4.1.2 Plot level 1 quality information per product (time dependant): ENVISAT DESCENDING passes

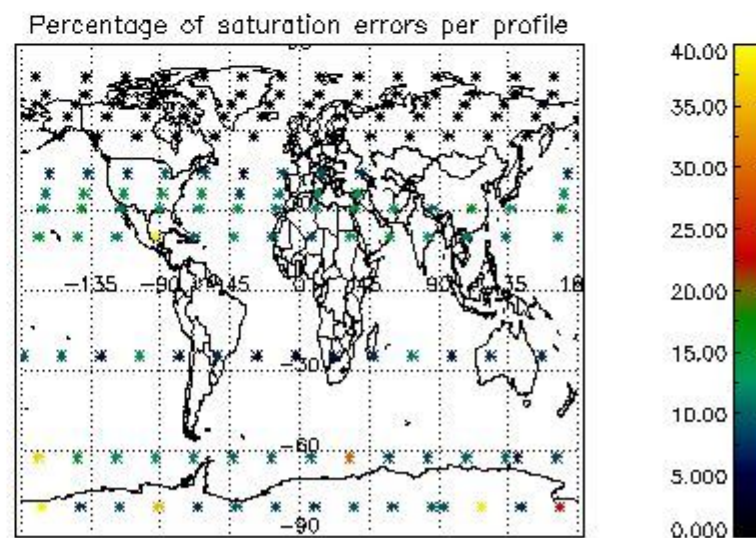
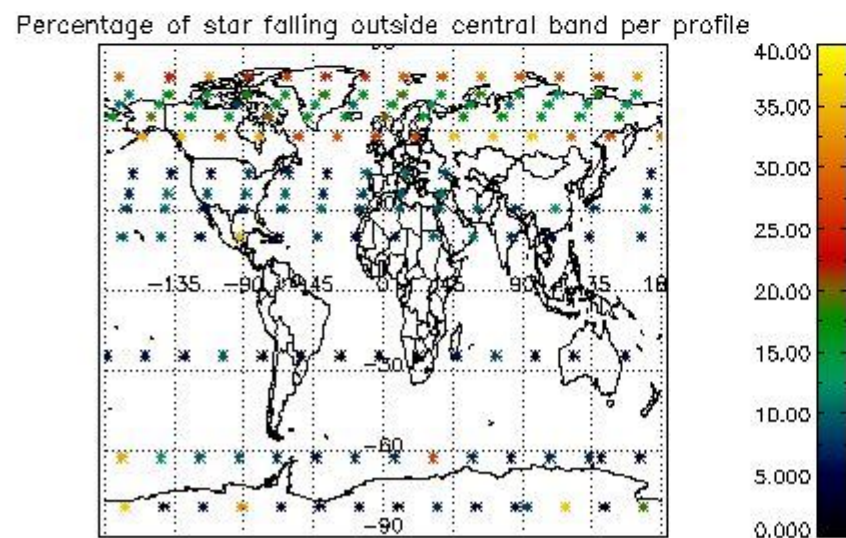
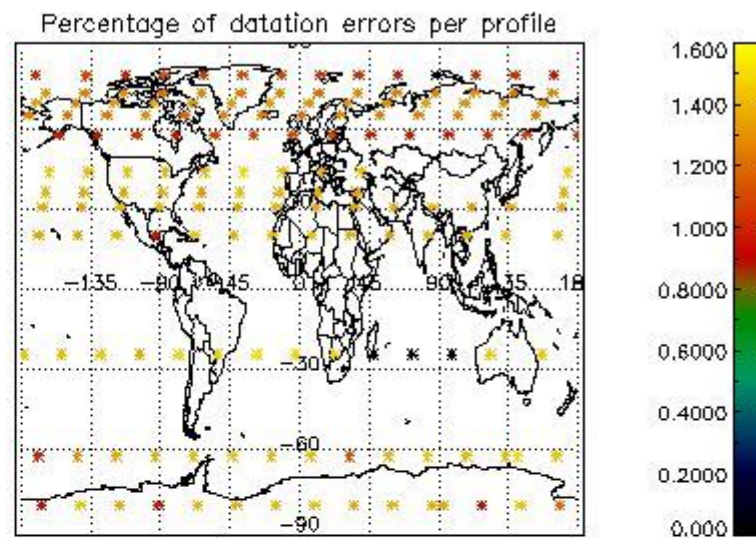
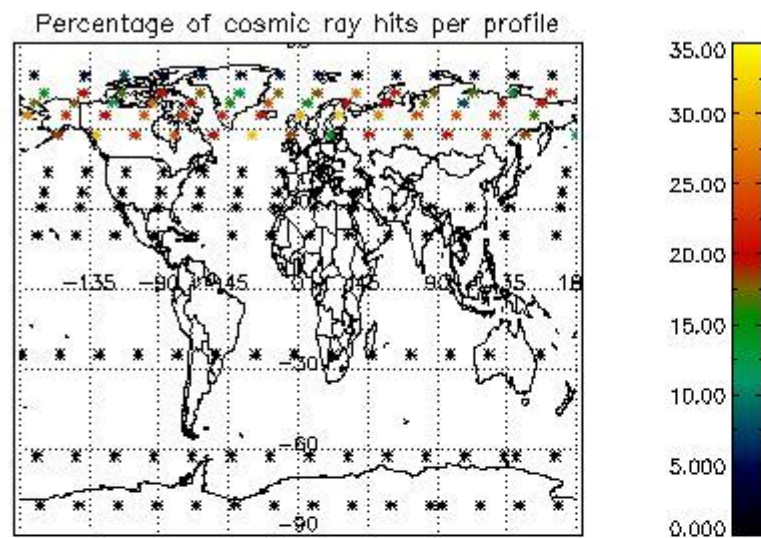


4.2 Plot quality information per product coming from level 1b processing (world map)

4.2.1 Plot level 1 quality information per product (world map): ENVISAT ASCENDING passes



4.2.2 Plot level 1 quality information per product (world map): ENVISAT DESCENDING passes



5. Trace gas profiles

5.1 Ozone statistics based on quality of products

The final quality of the products can be "measured" using the STD (Standard Deviation) attached to every point profile. This information is written to the parameter GOM_NL__2P/NL_LOCAL_SPECIES_DENSITY/o3_std of the level 2 products. The table below shows the statistics for given STD ranges.

The statistics are given with respect to the overall valid production:

- Products without fatal errors: GOM_NL__2P/MPH/PRODUCT_ERR=0
- Valid point profile: GOM_NL__2P/NL_LOCAL_SPECIES_DENSITY/pcd(0)=0

The 'Criteria' is applied to valid points of dark limb products:

- Products in dark limb illumination condition: GOM_NL__2P/NL_SUMMARY_QUALITY/obs_ill_cond=0
- Products without fatal errors: GOM_NL__2P/MPH/PRODUCT_ERR=0
- Valid point profile: GOM_NL__2P/NL_LOCAL_SPECIES_DENSITY/pcd(0)=0

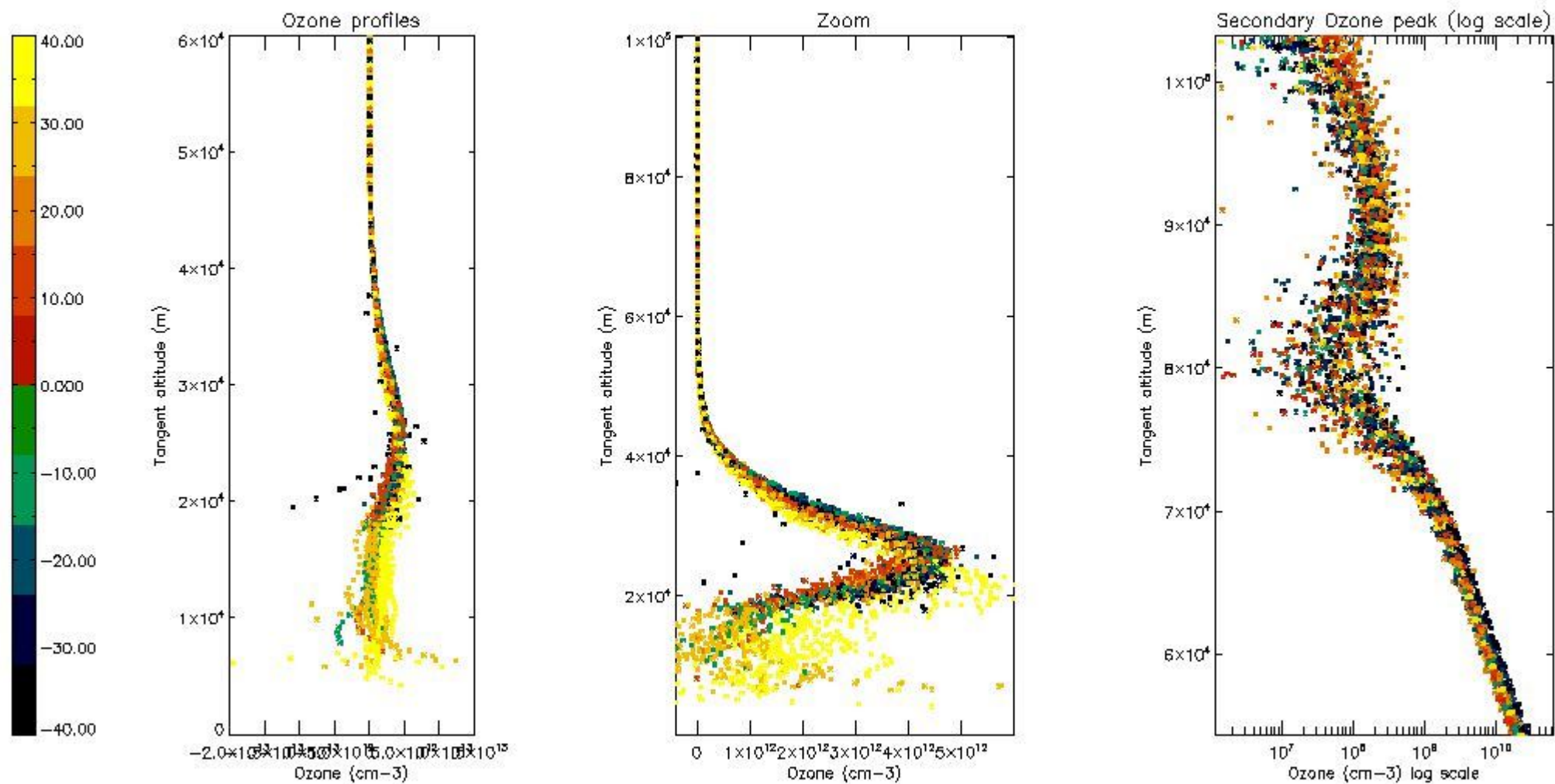
So, the table below shows the percentage of dark limb and valid observations for each criteria with respect to the overall valid daily observations.

Criteria	% of total production
All STD	34
STD < 20	21

STD < 10	17
STD < 5	11

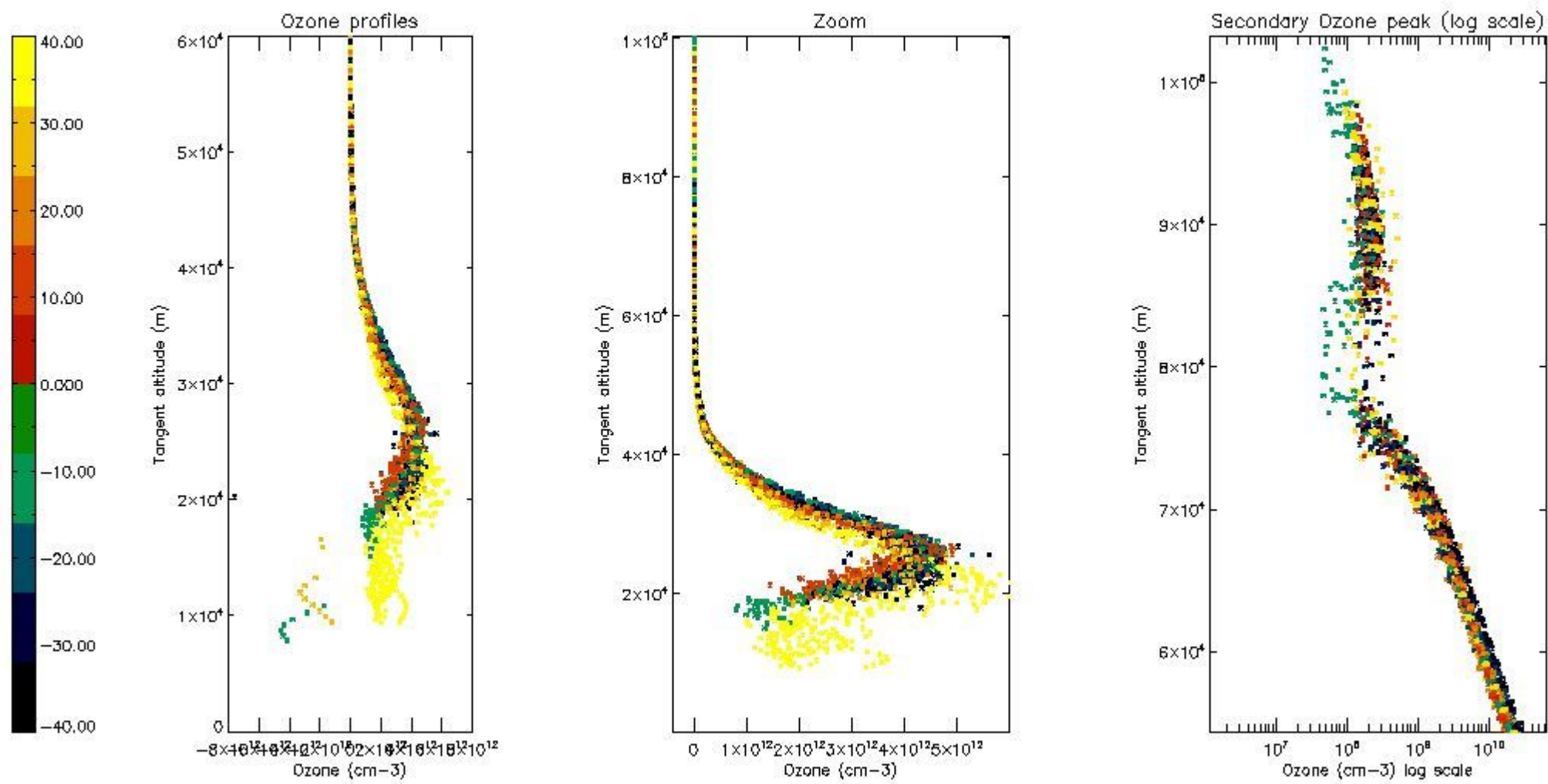
5.2 Plot ozone profiles for all STD (dark without errors)

The colorbar represents the latitude.



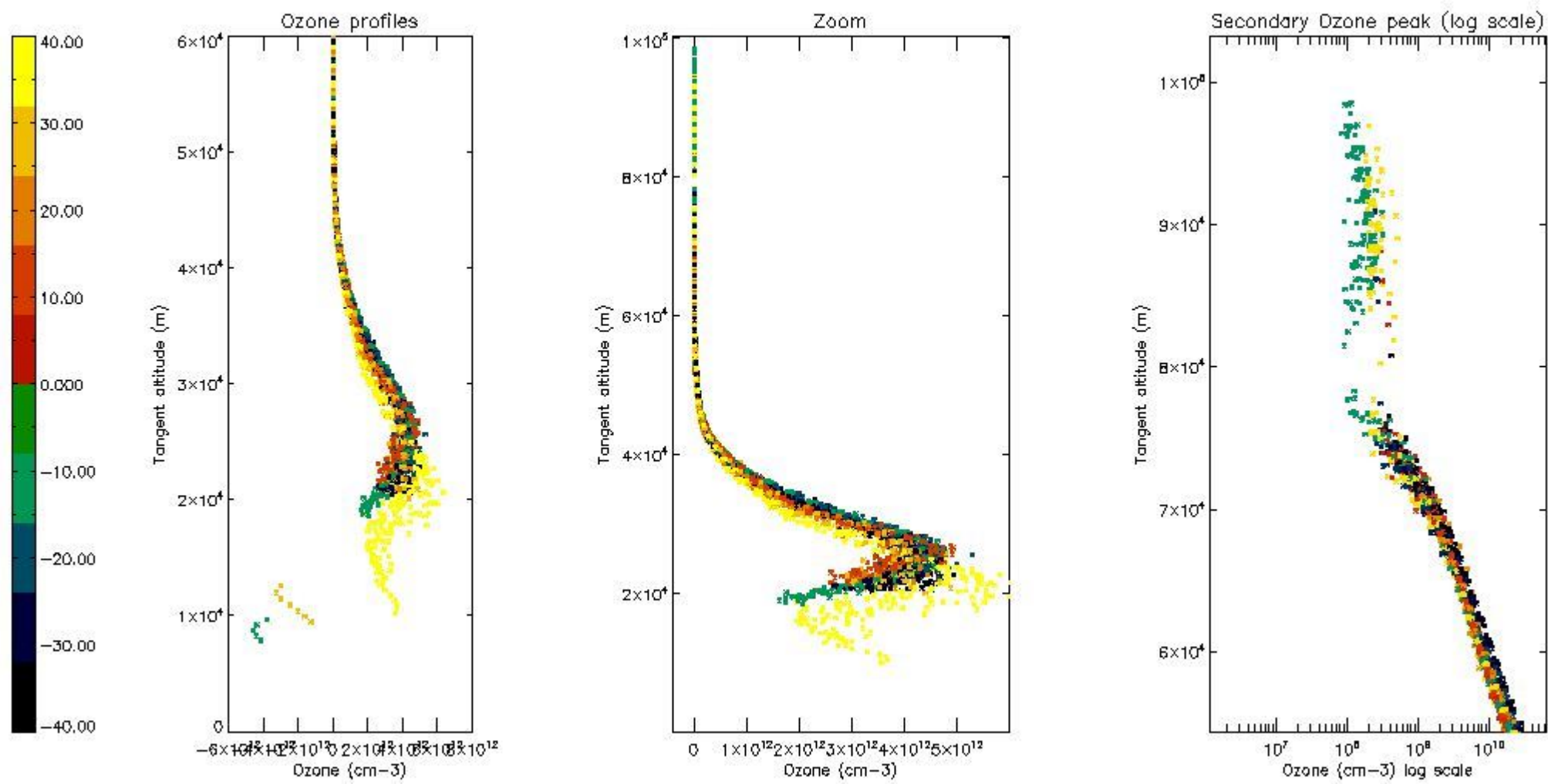
5.3 Plot ozone profiles where STD < 20% (dark without errors)

The colorbar represents the latitude.



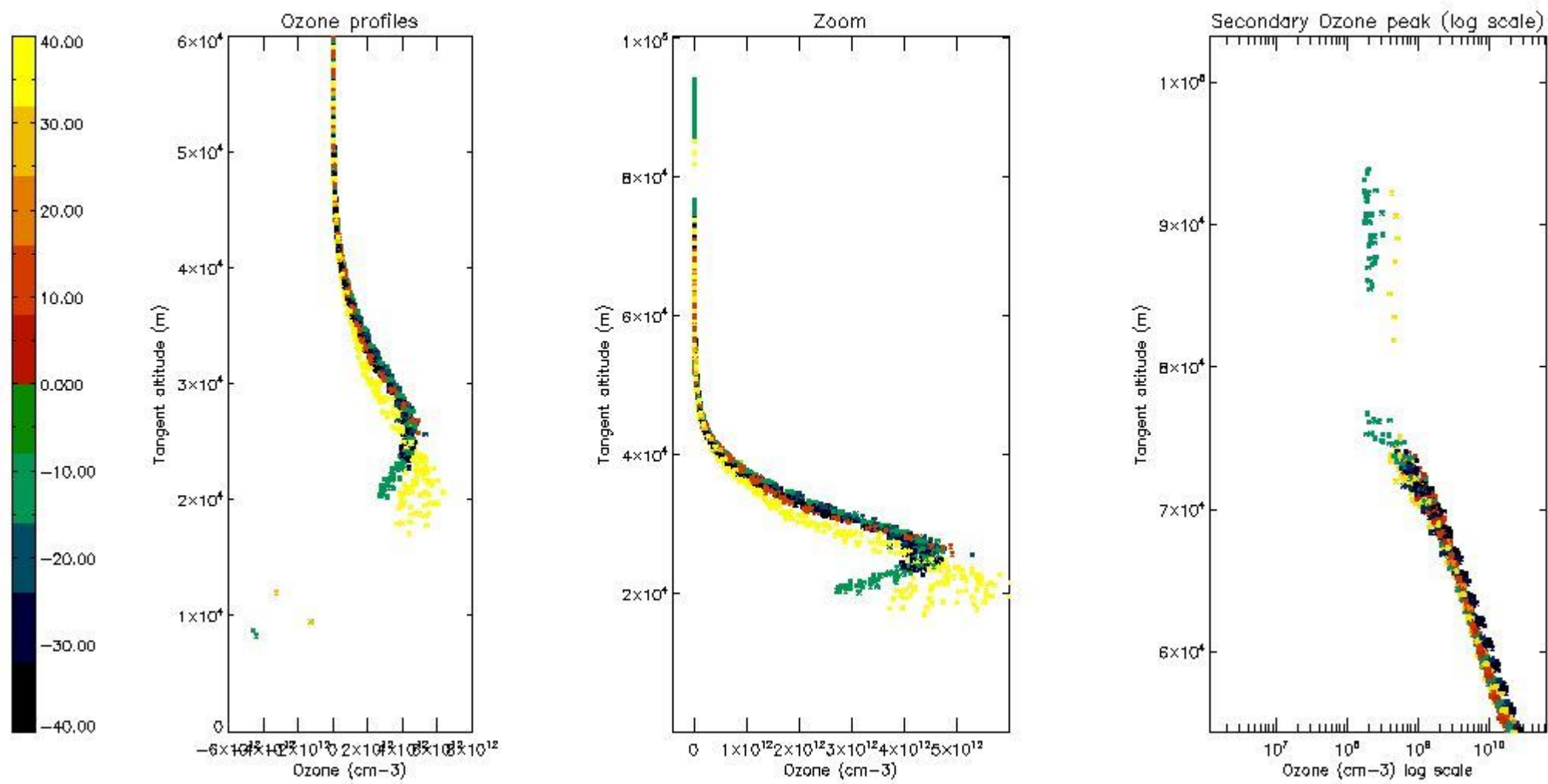
5.4 Plot ozone profiles where STD < 10% (dark without errors)

The colorbar represents the latitude.



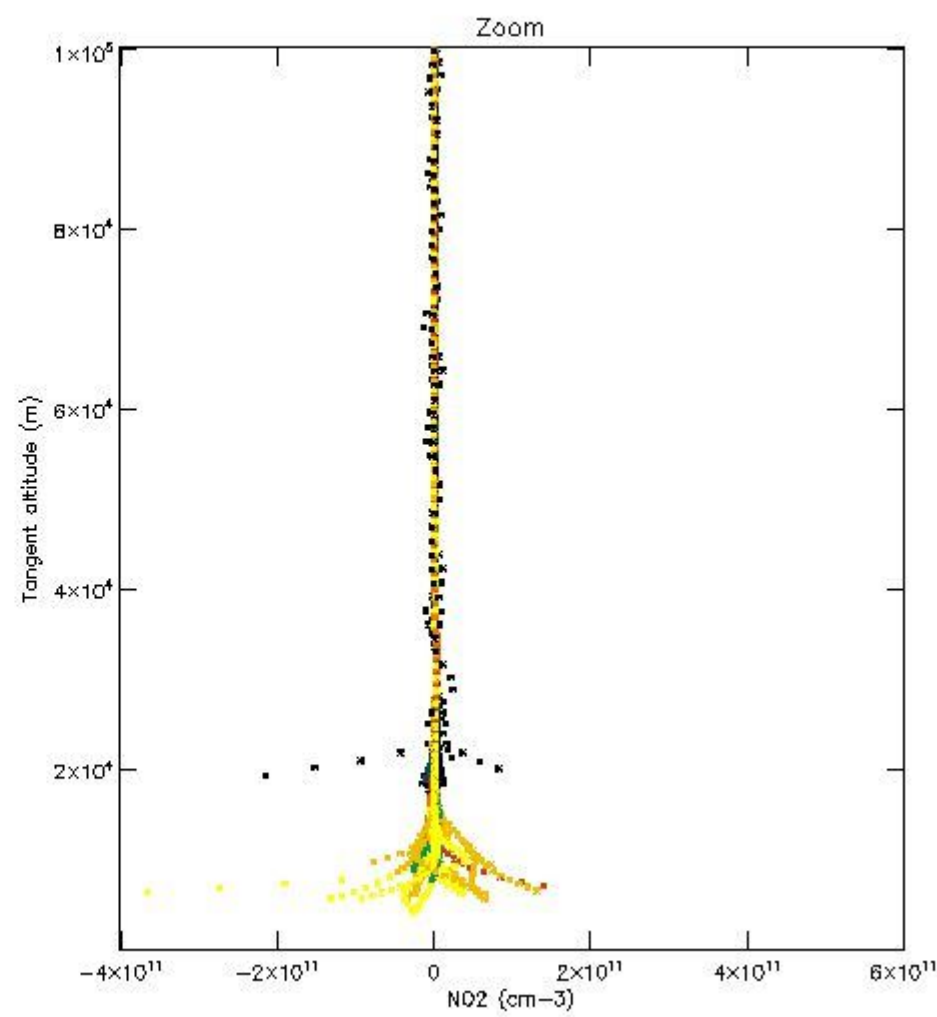
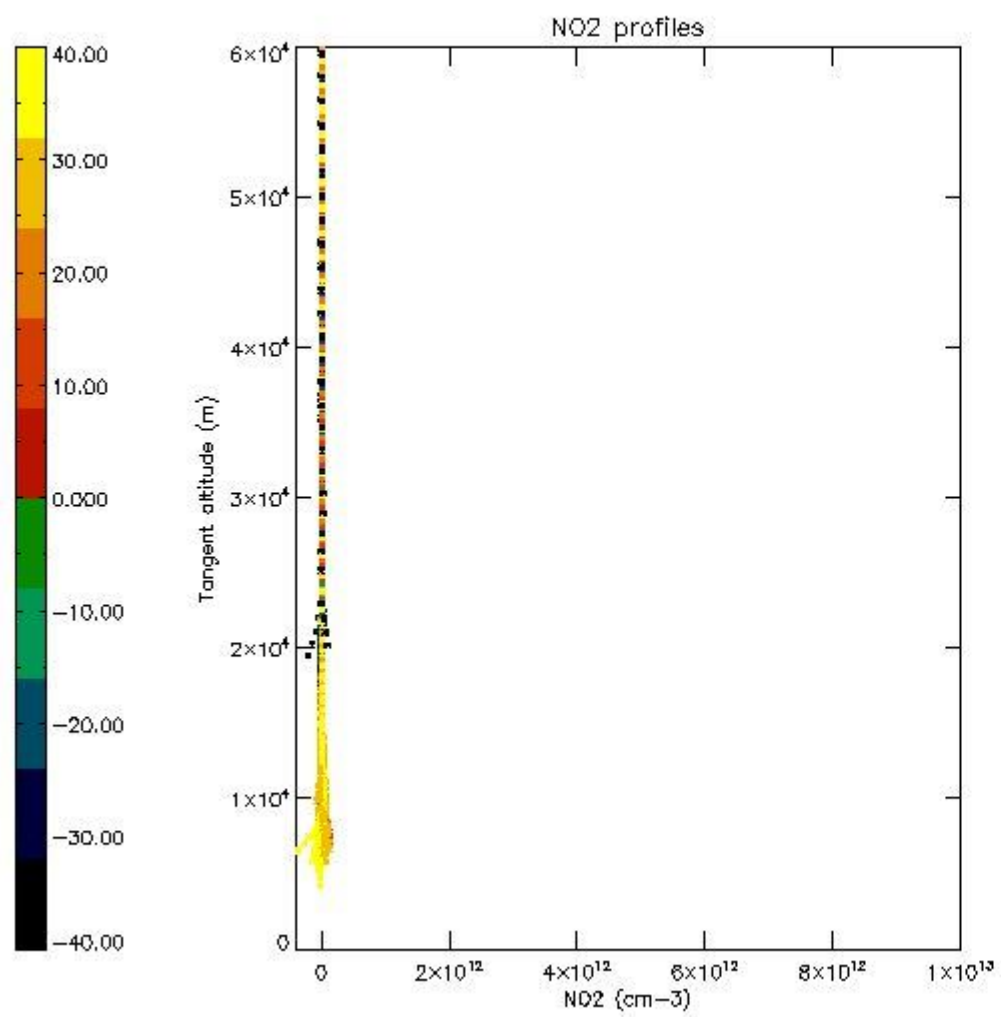
5.5 Plot ozone profiles where STD < 5% (dark without errors)

The colorbar represents the latitude.



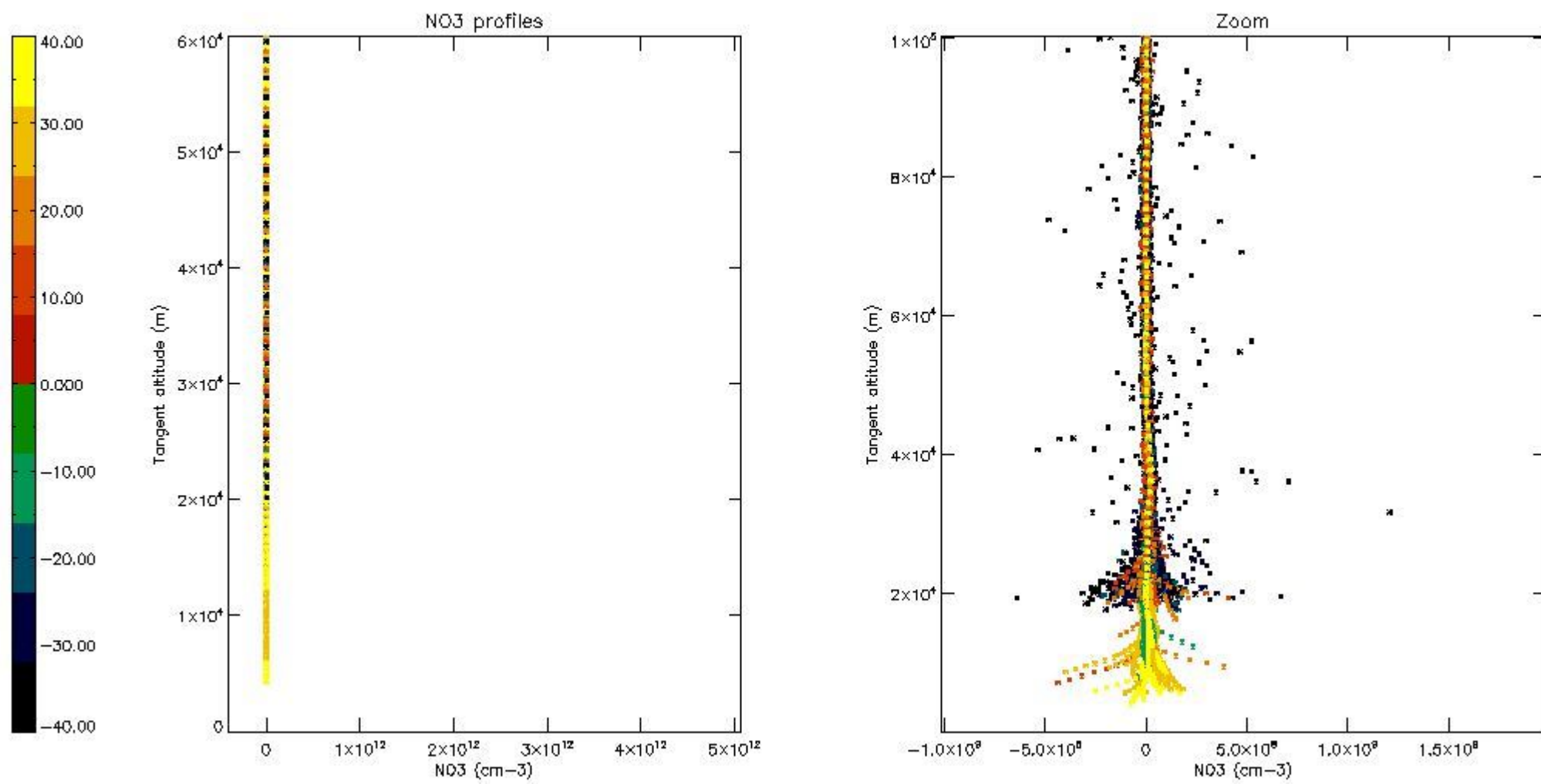
5.6 Plot NO₂ profiles for all STD (dark without errors)

The colorbar represents the latitude.



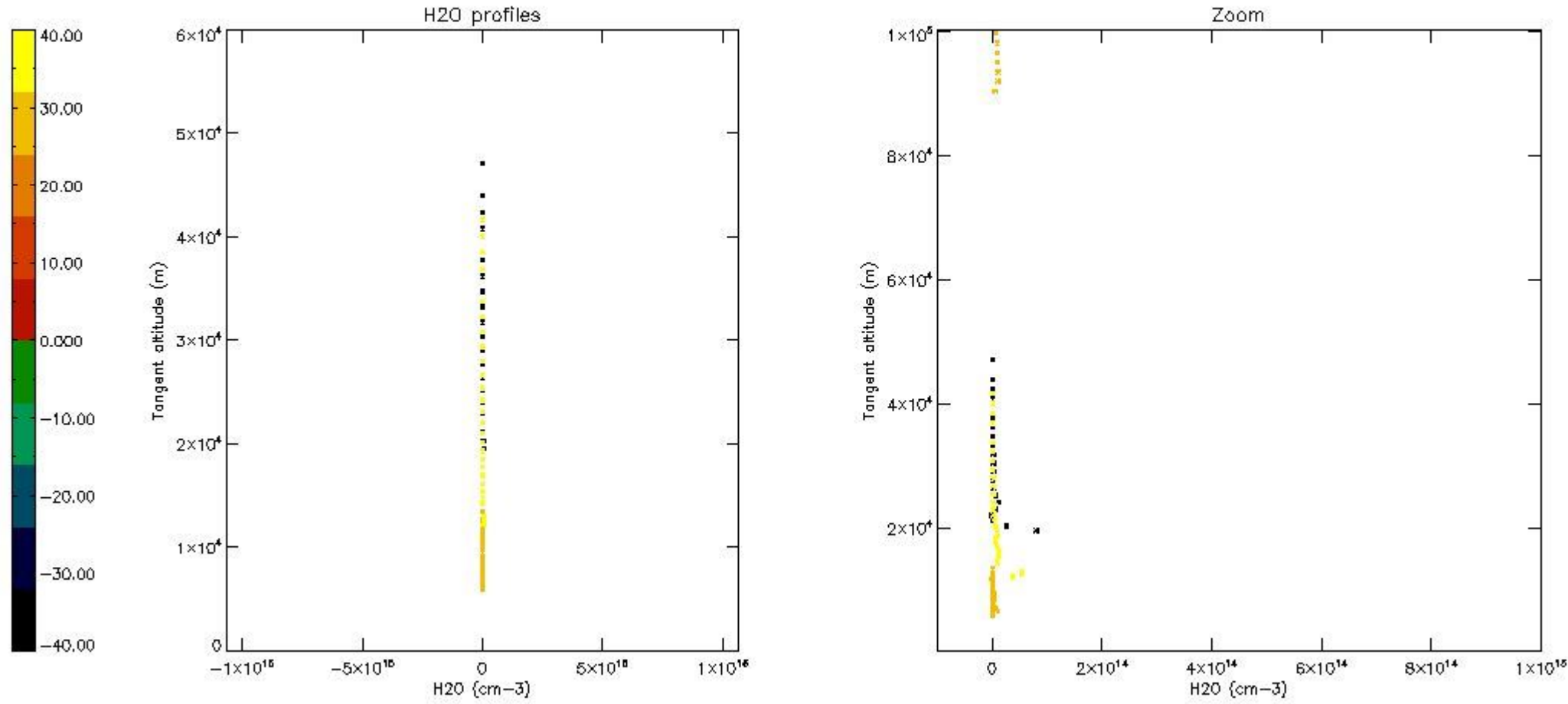
5.7 Plot NO3 profiles for all STD (dark without errors)

The colorbar represents the latitude.



5.8 Plot H2O profiles for all STD (only for occultations of stars 1,2,3,4,13,14,16,26,63 dark without errors)

The colorbar represents the latitude.



6. Auxiliary Data Files used for the production reported in section 2

The number reported in the third column indicates since which file (see list in section 2) the corresponding auxiliary file has been used. The fourth column is the date of those product files.

Type	Auxiliary Filename	Used since product	Used since product date
INST_PHYS_CHARACTERISTICS	GOM_INS_AXVIEC20091111_143220_20030716_120000_20500101_000000	1	14-JAN-2006 00:02:00
LEVEL-2_PROC_CONFIG	GOM_PR2_AXVIEC20091111_152718_20020301_000000_20500101_000000	1	14-JAN-2006 00:02:00
CROSS_SECTIONS_FILE	GOM_CRS_AXVIEC20091111_154832_20020301_000000_20500101_000000	1	14-JAN-2006 00:02:00

GOMOS Level 2 Daily Report

SUMMARY

[1. General Info](#)

[2. Summary of processed GOM_NL_2P products](#)

[3. Level 2 Quality information per product](#)

[3.1 Plot of level 2 quality information per product \(time dependant\)](#)

[3.2 Plot of level 2 quality information per product \(world map\)](#)

[4. Level 1 Quality information per product \(stored on level 2 products\)](#)

[4.1 Plot of level 1 quality information per product \(time dependant\)](#)

[4.1.1 Plot of level 1 quality information per product \(time dependant\): ASCENDING](#)

[4.1.2 Plot of level 1 quality information per product \(time dependant\): DESCENDING](#)

[4.2 Plot of level 1 quality information per product \(world map\)](#)

[4.2.1 Plot of level 1 quality information per product \(world map\): ASCENDING](#)

[4.2.2 Plot of level 1 quality information per product \(world map\): DESCENDING](#)

[5. Ozone profiles based on quality statistics and other trace gas profiles](#)

[5.1 Ozone statistics based on quality of products](#)

[5.2 Plot ozone profiles for all STD \(dark without errors\)](#)

[5.3 Plot ozone profiles where STD < 20% \(dark without errors\)](#)

[5.4. Plot ozone profiles where STD < 10% \(dark without errors\)](#)

[5.5. Plot ozone profiles where STD < 5% \(dark without errors\)](#)

[5.6 Plot NO2 profiles for all STD \(dark without errors\)](#)

[5.7 Plot NO3 profiles for all STD \(dark without errors\)](#)

[5.8 Plot H2O profiles \(only for occultations of stars 1,2,3,4,13,14,16,26,63 dark without errors\) for all STD](#)

[6. Auxiliary Data Files used for the production reported in section 2](#)

This report presents the daily analysis on parameters extracted from GOMOS level 2 data (GOM_NL__2P). It is intended to monitor some important parameters that will impact the quality of these products. A list of level 2 products (and content) that have arrived during the reporting day to the PCF is also given.

Item	Value
Time of report generation	22APR2013 14:25:52
Data source version	GOMOS/6.01
Start time of products	14-01-2006 (14JAN2006 00:00:00)
Stop time of products	15-01-2006 (15JAN2006 00:00:00)
Store outputs in DB	Yes
Nb of level 2 prods	413
Nb of prods with errors	0

2. Summary of processed GOM_NL__2P products.

Nr	Filename	UTC Start time	Limb	Duration	Star Id	Star Name	Star Mag	Star Temp	Nb Meas	Orbit	Prod. error
1	GOM_NL__2PRFIN20060114_000200_000000362044_00159_20253_7536.N1	14-JAN-2006 00:02:00	Bright	35.500	130	23Bet Dra	2.7990	5800.0	71	20253	No
2	GOM_NL__2PRFIN20060114_000816_000000372044_00159_20253_7537.N1	14-JAN-2006 00:08:16	Bright	36.500	133	40Zet Her	2.8070	6000.0	73	20253	No
3	GOM_NL__2PRFIN20060114_001120_000000372044_00159_20253_7538.N1	14-JAN-2006 00:11:20	Bright	36.500	127	27Bet Her	2.7810	4700.0	73	20253	No
4	GOM_NL__2PRFIN20060114_001303_000000332044_00159_20253_7539.N1	14-JAN-2006 00:13:03	Bright	33.000	59	55Alp Oph	2.0800	8900.0	66	20253	No
5	GOM_NL__2PRFIN20060114_001854_000000462044_00159_20253_7540.N1	14-JAN-2006 00:18:54	Bright	46.000	120	1Del Oph	2.7340	3200.0	92	20253	No
6	GOM_NL__2PRFIN20060114_002018_000000532044_00159_20253_7541.N1	14-JAN-2006 00:20:18	Bright	52.500	98	13Zet Oph	2.5710	30000.	105	20253	No
7	GOM_NL__2PRFIN20060114_002445_000000532044_00159_20253_7542.N1	14-JAN-2006 00:24:45	Twilight	53.000	16	21Alp Sco	1.0200	3000.0	106	20253	No
8	GOM_NL__2PRFIN20060114_002957_000000392044_00159_20253_7543.N1	14-JAN-2006 00:29:57	Dark	38.500	131	Gam Lup	2.8000	26000.	77	20253	No
9	GOM_NL__2PRFIN20060114_003454_000000372044_00160_20254_7518.N1	14-JAN-2006 00:34:54	Dark	36.500	134	Bet TrA	2.8100	6600.0	73	20254	No
10	GOM_NL__2PRFIN20060114_003645_000000402044_00160_20254_7519.N1	14-JAN-2006 00:36:45	Dark	39.500	10	Bet Cen	0.61000	28000.	79	20254	No
11	GOM_NL__2PRFIN20060114_004326_000000392044_00160_20254_7520.N1	14-JAN-2006 00:43:26	Dark	39.000	124	The Car	2.7640	30000.	78	20254	No
12	GOM_NL__2PRFIN20060114_004452_000000382044_00160_20254_7521.N1	14-JAN-2006 00:44:52	Dark	37.500	29	Bet Car	1.6720	10200.	75	20254	No
13	GOM_NL__2PRFIN20060114_004644_000000402044_00160_20254_7522.N1	14-JAN-2006 00:46:44	Dark	39.500	71	lot Car	2.2460	7700.0	79	20254	No
14	GOM_NL__2PRFIN20060114_004801_000000512044_00160_20254_7523.N1	14-JAN-2006 00:48:01	Dark	50.500	41	Eps Car	1.8600	4100.0	101	20254	No
15	GOM_NL__2PRFIN20060114_005141_000000432044_00160_20254_7524.N1	14-JAN-2006 00:51:41	Dark	42.500	2	Alp Car	-0.73600	7000.0	85	20254	No
16	GOM_NL__2PRFIN20060114_005512_000000472044_00160_20254_7525.N1	14-JAN-2006 00:55:12	Straylight	47.000	117	Pi Pup	2.7060	3800.0	94	20254	No
17	GOM_NL__2PRFIN20060114_005747_000000442044_00160_20254_7526.N1	14-JAN-2006 00:57:47	Straylight	43.500	23	21Eps CMa	1.5020	26000.	87	20254	No
18	GOM_NL__2PRFIN20060114_005912_000000412044_00160_20254_7527.N1	14-JAN-2006 00:59:12	Straylight	40.500	179	24Omi2CMa	3.0320	24000.	81	20254	No
19	GOM_NL__2PRFIN20060114_010127_000000502044_00160_20254_7528.N1	14-JAN-2006 01:01:27	Straylight	49.500	1	9Alp CMa	-1.4400	11000.	99	20254	No
20	GOM_NL__2PRFIN20060114_010356_000000402044_00160_20254_7529.N1	14-JAN-2006 01:03:56	Straylight	39.500	56	53Kap Ori	2.0650	30000.	79	20254	No
21	GOM_NL__2PRFIN20060114_010506_000000392044_00160_20254_7530.N1	14-JAN-2006 01:05:06	Straylight	38.500	125	44lot Ori	2.7700	30000.	77	20254	No
22	GOM_NL__2PRFIN20060114_010623_000000412044_00160_20254_7531.N1	14-JAN-2006 01:06:23	Twilight	40.500	30	46Eps Ori	1.6940	30000.	81	20254	No
23	GOM_NL__2PRFIN20060114_010838_000000472044_00160_20254_7532.N1	14-JAN-2006 01:08:38	Twilight	46.500	14	58Alp Ori	0.87000	3000.0	93	20254	No
24	GOM_NL__2PRFIN20060114_011616_000000362044_00160_20254_7533.N1	14-JAN-2006 01:16:16	Bright	36.000	114	3lot Aur	2.6930	4600.0	72	20254	No
25	GOM_NL__2PRFIN20060114_011914_000000362044_00160_20254_7534.N1	14-JAN-2006 01:19:14	Bright	35.500	42	34Bet Aur	1.9000	10200.	71	20254	No
26	GOM_NL__2PRFIN20060114_013146_000000352044_00160_20254_7535.N1	14-JAN-2006 01:31:46	Bright	34.500	49	1Alp UMi	1.9900	6300.0	69	20254	No
27	GOM_NL__2PRFIN20060114_014236_000000362044_00160_20254_7536.N1	14-JAN-2006 01:42:36	Bright	35.500	130	23Bet Dra	2.7990	5800.0	71	20254	No
28	GOM_NL__2PRFIN20060114_014852_000000362044_00160_20254_7537.N1	14-JAN-2006 01:48:52	Bright	36.000	133	40Zet Her	2.8070	6000.0	72	20254	No
29	GOM_NL__2PRFIN20060114_015156_000000382044_00160_20254_7538.N1	14-JAN-2006 01:51:56	Bright	37.500	127	27Bet Her	2.7810	4700.0	75	20254	No
30	GOM_NL__2PRFIN20060114_015339_000000342044_00160_20254_7539.N1	14-JAN-2006 01:53:39	Bright	33.500	59	55Alp Oph	2.0800	8900.0	67	20254	No
31	GOM_NL__2PRFIN20060114_015931_000000392044_00160_20254_7540.N1	14-JAN-2006 01:59:31	Bright	39.000	120	1Del Oph	2.7340	3200.0	78	20254	No
32	GOM_NL__2PRFIN20060114_020054_000000362044_00160_20254_7541.N1	14-JAN-2006 02:00:54	Bright	36.000	98	13Zet Oph	2.5710	30000.	72	20254	No
33	GOM_NL__2PRFIN20060114_020521_000000452044_00160_20254_7542.N1	14-JAN-2006 02:05:21	Twilight	44.500	16	21Alp Sco	1.0200	3000.0	89	20254	No
34	GOM_NL__2PRFIN20060114_021033_000000382044_00160_20254_7543.N1	14-JAN-2006 02:10:33	Dark	38.000	131	Gam Lup	2.8000	26000.	76	20254	No
35	GOM_NL__2PRFIN20060114_021216_000000402044_00160_20254_7544.N1	14-JAN-2006 02:12:16	Dark	40.000	109	Bet Lup	2.6770	26000.	80	20254	No
36	GOM_NL__2PRFIN20060114_021347_000000412044_00160_20254_7545.N1	14-JAN-2006 02:13:47	Dark	40.500	78	Alp Lup	2.3040	28000.	81	20254	No
37	GOM_NL__2PRFIN20060114_021530_000000382044_00161_20255_7518.N1	14-JAN-2006 02:15:30	Dark	37.500	134	Bet TrA	2.8100	6600.0	75	20255	No
38	GOM_NL__2PRFIN20060114_021722_000000442044_00161_20255_7519.N1	14-JAN-2006 02:17:22	Dark	44.000	10	Bet Cen	0.61000	28000.	88	20255	No
39	GOM_NL__2PRFIN20060114_022403_000000382044_00161_20255_7520.N1	14-JAN-2006 02:24:03	Dark	37.500	124	The Car	2.7640	30000.	75	20255	No
40	GOM_NL__2PRFIN20060114_022528_000000372044_00161_20255_7521.N1	14-JAN-2006 02:25:28	Dark	37.000	29	Bet Car	1.6720	10200.	74	20255	No
41	GOM_NL__2PRFIN20060114_022721_000000412044_00161_20255_7522.N1	14-JAN-2006 02:27:21	Dark	40.500	71	lot Car	2.2460	7700.0	81	20255	No
42	GOM_NL__2PRFIN20060114_022837_000000502044_00161_20255_7523.N1	14-JAN-2006 02:28:37	Dark	49.500	41	Eps Car	1.8600	4100.0	99	20255	No

43	GOM_NL__2PRFIN20060114_023217_000000432044_00161_20255_7524.N1	14-JAN-2006 02:32:17	Dark	43.000	2	Alp Car	-0.73600	7000.0	86	20255	No
44	GOM_NL__2PRFIN20060114_023549_000000432044_00161_20255_7525.N1	14-JAN-2006 02:35:49	Straylight	43.000	117	Pi Pup	2.7060	3800.0	86	20255	No
45	GOM_NL__2PRFIN20060114_023823_000000452044_00161_20255_7526.N1	14-JAN-2006 02:38:23	Straylight	45.000	23	21Eps CMa	1.5020	26000.	90	20255	No
46	GOM_NL__2PRFIN20060114_023949_000000412044_00161_20255_7527.N1	14-JAN-2006 02:39:49	Straylight	40.500	179	24Omi2CMa	3.0320	24000.	81	20255	No
47	GOM_NL__2PRFIN20060114_024203_000000532044_00161_20255_7528.N1	14-JAN-2006 02:42:03	Straylight	52.500	1	9Alp CMa	-1.4400	11000.	105	20255	No
48	GOM_NL__2PRFIN20060114_024432_000000412044_00161_20255_7529.N1	14-JAN-2006 02:44:32	Straylight	41.000	56	53Kap Ori	2.0650	30000.	82	20255	No
49	GOM_NL__2PRFIN20060114_024542_000000392044_00161_20255_7530.N1	14-JAN-2006 02:45:42	Straylight	38.500	125	44Iot Ori	2.7700	30000.	77	20255	No
50	GOM_NL__2PRFIN20060114_024659_000000402044_00161_20255_7531.N1	14-JAN-2006 02:46:59	Tw_i_and_stray	40.000	30	46Eps Ori	1.6940	30000.	80	20255	No
51	GOM_NL__2PRFIN20060114_024914_000000492044_00161_20255_7532.N1	14-JAN-2006 02:49:14	Tw_i_and_stray	48.500	14	58Alp Ori	0.87000	3000.0	97	20255	No
52	GOM_NL__2PRFIN20060114_025652_000000392044_00161_20255_7533.N1	14-JAN-2006 02:56:52	Bright	38.500	114	3Iot Aur	2.6930	4600.0	77	20255	No
53	GOM_NL__2PRFIN20060114_025950_000000362044_00161_20255_7534.N1	14-JAN-2006 02:59:50	Bright	36.000	42	34Bet Aur	1.9000	10200.	72	20255	No
54	GOM_NL__2PRFIN20060114_031222_000000342044_00161_20255_7535.N1	14-JAN-2006 03:12:22	Bright	33.500	49	1Alp UMi	1.9900	6300.0	67	20255	No
55	GOM_NL__2PRFIN20060114_032312_000000352044_00161_20255_7536.N1	14-JAN-2006 03:23:12	Bright	34.500	130	23Bet Dra	2.7990	5800.0	69	20255	No
56	GOM_NL__2PRFIN20060114_032928_000000372044_00161_20255_7537.N1	14-JAN-2006 03:29:28	Bright	36.500	133	40Zet Her	2.8070	6000.0	73	20255	No
57	GOM_NL__2PRFIN20060114_033233_000000382044_00161_20255_7538.N1	14-JAN-2006 03:32:33	Bright	37.500	127	27Bet Her	2.7810	4700.0	75	20255	No
58	GOM_NL__2PRFIN20060114_033416_000000332044_00161_20255_7539.N1	14-JAN-2006 03:34:16	Bright	33.000	59	55Alp Oph	2.0800	8900.0	66	20255	No
59	GOM_NL__2PRFIN20060114_034007_000000402044_00161_20255_7540.N1	14-JAN-2006 03:40:07	Bright	40.000	120	1Del Oph	2.7340	3200.0	80	20255	No
60	GOM_NL__2PRFIN20060114_034130_000000372044_00161_20255_7541.N1	14-JAN-2006 03:41:30	Bright	36.500	98	13Zet Oph	2.5710	30000.	73	20255	No
61	GOM_NL__2PRFIN20060114_034557_000000472044_00161_20255_7542.N1	14-JAN-2006 03:45:57	Tw_i_and_stray	47.000	16	21Alp Sco	1.0200	3000.0	94	20255	No
62	GOM_NL__2PRFIN20060114_035110_000000382044_00161_20255_7543.N1	14-JAN-2006 03:51:10	Dark	38.000	131	Gam Lup	2.8000	26000.	76	20255	No
63	GOM_NL__2PRFIN20060114_035253_000000392044_00161_20255_7544.N1	14-JAN-2006 03:52:53	Dark	39.000	109	Bet Lup	2.6770	26000.	78	20255	No
64	GOM_NL__2PRFIN20060114_035423_000000392044_00161_20255_7545.N1	14-JAN-2006 03:54:23	Dark	39.000	78	Alp Lup	2.3040	28000.	78	20255	No
65	GOM_NL__2PRFIN20060114_035606_000000382044_00162_20256_7518.N1	14-JAN-2006 03:56:06	Dark	38.000	134	Bet TrA	2.8100	6600.0	76	20256	No
66	GOM_NL__2PRFIN20060114_035758_000000402044_00162_20256_7519.N1	14-JAN-2006 03:57:58	Dark	39.500	10	Bet Cen	0.61000	28000.	79	20256	No
67	GOM_NL__2PRFIN20060114_040439_000000382044_00162_20256_7520.N1	14-JAN-2006 04:04:39	Dark	38.000	124	The Car	2.7640	30000.	76	20256	No
68	GOM_NL__2PRFIN20060114_040604_000000382044_00162_20256_7521.N1	14-JAN-2006 04:06:04	Dark	37.500	29	Bet Car	1.6720	10200.	75	20256	No
69	GOM_NL__2PRFIN20060114_040757_000000392044_00162_20256_7522.N1	14-JAN-2006 04:07:57	Dark	39.000	71	Iot Car	2.2460	7700.0	78	20256	No
70	GOM_NL__2PRFIN20060114_040914_000000462044_00162_20256_7523.N1	14-JAN-2006 04:09:14	Dark	46.000	41	Eps Car	1.8600	4100.0	92	20256	No
71	GOM_NL__2PRFIN20060114_041254_000000512044_00162_20256_7524.N1	14-JAN-2006 04:12:54	Dark	51.000	2	Alp Car	-0.73600	7000.0	102	20256	No
72	GOM_NL__2PRFIN20060114_041625_000000432044_00162_20256_7525.N1	14-JAN-2006 04:16:25	Straylight	43.000	117	Pi Pup	2.7060	3800.0	86	20256	No
73	GOM_NL__2PRFIN20060114_041859_000000432044_00162_20256_7526.N1	14-JAN-2006 04:18:59	Straylight	43.000	23	21Eps CMa	1.5020	26000.	86	20256	No
74	GOM_NL__2PRFIN20060114_042025_000000402044_00162_20256_7527.N1	14-JAN-2006 04:20:25	Straylight	39.500	179	24Omi2CMa	3.0320	24000.	79	20256	No
75	GOM_NL__2PRFIN20060114_042239_000000492044_00162_20256_7528.N1	14-JAN-2006 04:22:39	Straylight	48.500	1	9Alp CMa	-1.4400	11000.	97	20256	No
76	GOM_NL__2PRFIN20060114_042508_000000392044_00162_20256_7529.N1	14-JAN-2006 04:25:08	Straylight	38.500	56	53Kap Ori	2.0650	30000.	77	20256	No
77	GOM_NL__2PRFIN20060114_042618_000000392044_00162_20256_7530.N1	14-JAN-2006 04:26:18	Straylight	38.500	125	44Iot Ori	2.7700	30000.	77	20256	No
78	GOM_NL__2PRFIN20060114_042736_000000402044_00162_20256_7531.N1	14-JAN-2006 04:27:36	Tw_i_and_stray	39.500	30	46Eps Ori	1.6940	30000.	79	20256	No
79	GOM_NL__2PRFIN20060114_042950_000000522044_00162_20256_7532.N1	14-JAN-2006 04:29:50	Tw_i_and_stray	52.000	14	58Alp Ori	0.87000	3000.0	104	20256	No
80	GOM_NL__2PRFIN20060114_043729_000000362044_00162_20256_7533.N1	14-JAN-2006 04:37:29	Bright	35.500	114	3Iot Aur	2.6930	4600.0	71	20256	No
81	GOM_NL__2PRFIN20060114_044026_000000362044_00162_20256_7534.N1	14-JAN-2006 04:40:26	Bright	36.000	42	34Bet Aur	1.9000	10200.	72	20256	No
82	GOM_NL__2PRFIN20060114_045258_000000362044_00162_20256_7535.N1	14-JAN-2006 04:52:58	Bright	35.500	49	1Alp UMi	1.9900	6300.0	71	20256	No
83	GOM_NL__2PRFIN20060114_050348_000000362044_00162_20256_7536.N1	14-JAN-2006 05:03:48	Bright	35.500	130	23Bet Dra	2.7990	5800.0	71	20256	No
84	GOM_NL__2PRFIN20060114_051004_000000352044_00162_20256_7537.N1	14-JAN-2006 05:10:04	Bright	35.000	133	40Zet Her	2.8070	6000.0	70	20256	No
85	GOM_NL__2PRFIN20060114_051309_000000252044_00162_20256_7538.N1	14-JAN-2006 05:13:09	Tw_i_and_stray	25.000	127	27Bet Her	2.7810	4700.0	50	20256	No
86	GOM_NL__2PRFIN20060114_051452_000000332044_00162_20256_7539.N1	14-JAN-2006 05:14:52	Bright	33.000	59	55Alp Oph	2.0800	8900.0	66	20256	No
87	GOM_NL__2PRFIN20060114_052043_000000412044_00162_20256_7540.N1	14-JAN-2006 05:20:43	Bright	40.500	120	1Del Oph	2.7340	3200.0	81	20256	No
88	GOM_NL__2PRFIN20060114_052207_000000422044_00162_20256_7541.N1	14-JAN-2006 05:22:07	Bright	41.500	98	13Zet Oph	2.5710	30000.	83	20256	No
89	GOM_NL__2PRFIN20060114_052634_000000482044_00162_20256_7542.N1	14-JAN-2006 05:26:34	Tw_i_and_stray	48.000	16	21Alp Sco	1.0200	3000.0	96	20256	No
90	GOM_NL__2PRFIN20060114_053146_000000392044_00162_20256_7543.N1	14-JAN-2006 05:31:46	Dark	39.000	131	Gam Lup	2.8000	26000.	78	20256	No
91	GOM_NL__2PRFIN20060114_053329_000000402044_00162_20256_7544.N1	14-JAN-2006 05:33:29	Dark	39.500	109	Bet Lup	2.6770	26000.	79	20256	No
92	GOM_NL__2PRFIN20060114_053500_000000402044_00162_20256_7545.N1	14-JAN-2006 05:35:00	Dark	40.000	78	Alp Lup	2.3040	28000.	80	20256	No
93	GOM_NL__2PRFIN20060114_053642_000000372044_00163_20257_7538.N1	14-JAN-2006 05:36:42	Dark	36.500	134	Bet TrA	2.8100	6600.0	73	20257	No
94	GOM_NL__2PRFIN20060114_053835_000000402044_00163_20257_7539.N1	14-JAN-2006 05:38:35	Dark	39.500	10	Bet Cen	0.61000	28000.	79	20257	No
95	GOM_NL__2PRFIN20060114_054516_000000382044_00163_20257_7540.N1	14-JAN-2006 05:45:16	Dark	38.000	124	The Car	2.7640	30000.	76	20257	No
96	GOM_NL__2PRFIN20060114_054641_000000372044_00163_20257_7541.N1	14-JAN-2006 05:46:41	Dark	36.500	29	Bet Car	1.6720	10200.	73	20257	No
97	GOM_NL__2PRFIN20060114_054834_000000392044_00163_20257_7542.N1	14-JAN-2006 05:48:34	Dark	38.500	71	Iot Car	2.2460	7700.0	77	20257	No
98	GOM_NL__2PRFIN20060114_054950_000000452044_00163_20257_7543.N1	14-JAN-2006 05:49:50	Dark	44.500	41	Eps Car	1.8600	4100.0	89	20257	No
99	GOM_NL__2PRFIN20060114_055330_000000462044_00163_20257_7544.N1	14-JAN-2006 05:53:30	Dark	45.500	2	Alp Car	-0.73600	7000.0	91	20257	No
100	GOM_NL__2PRFIN20060114_055701_000000422044_00163_20257_7545.N1	14-JAN-2006 05:57:01	Straylight	42.000	117	Pi Pup	2.7060	3800.0	84	20257	No
101	GOM_NL__2PRFIN20060114_055935_000000432044_00163_20257_7546.N1	14-JAN-2006 05:59:35	Straylight	43.000	23	21Eps CMa	1.5020	26000.	86	20257	No

102	GOM_NL__2PRFIN20060114_060101_000000372044_00163_20257_7547.N1	14-JAN-2006 06:01:01	Straylight	36.500	179	24Omi2CMA	3.0320	24000.	73	20257	No
103	GOM_NL__2PRFIN20060114_060315_000000492044_00163_20257_7548.N1	14-JAN-2006 06:03:15	Straylight	49.000	1	9Alp CMA	-1.4400	11000.	98	20257	No
104	GOM_NL__2PRFIN20060114_060544_000000402044_00163_20257_7549.N1	14-JAN-2006 06:05:44	Straylight	39.500	56	53Kap Ori	2.0650	30000.	79	20257	No
105	GOM_NL__2PRFIN20060114_060654_000000382044_00163_20257_7550.N1	14-JAN-2006 06:06:54	Straylight	37.500	125	44Iot Ori	2.7700	30000.	75	20257	No
106	GOM_NL__2PRFIN20060114_060812_000000402044_00163_20257_7551.N1	14-JAN-2006 06:08:12	Twilight	40.000	30	46Eps Ori	1.6940	30000.	80	20257	No
107	GOM_NL__2PRFIN20060114_061026_000000522044_00163_20257_7552.N1	14-JAN-2006 06:10:26	Twilight	52.000	14	58Alp Ori	0.87000	3000.0	104	20257	No
108	GOM_NL__2PRFIN20060114_061805_000000372044_00163_20257_7553.N1	14-JAN-2006 06:18:05	Bright	37.000	114	3Iot Aur	2.6930	4600.0	74	20257	No
109	GOM_NL__2PRFIN20060114_062102_000000382044_00163_20257_7554.N1	14-JAN-2006 06:21:02	Bright	37.500	42	34Bet Aur	1.9000	10200.	75	20257	No
110	GOM_NL__2PRFIN20060114_063334_000000352044_00163_20257_7555.N1	14-JAN-2006 06:33:34	Bright	34.500	49	1Alp UMi	1.9900	6300.0	69	20257	No
111	GOM_NL__2PRFIN20060114_064424_000000452044_00163_20257_7556.N1	14-JAN-2006 06:44:24	Bright	45.000	130	23Bet Dra	2.7990	5800.0	90	20257	No
112	GOM_NL__2PRFIN20060114_065040_000000362044_00163_20257_7557.N1	14-JAN-2006 06:50:40	Bright	35.500	133	40Zet Her	2.8070	6000.0	71	20257	No
113	GOM_NL__2PRFIN20060114_065345_000000252044_00163_20257_7558.N1	14-JAN-2006 06:53:45	Twilight	25.000	127	27Bet Her	2.7810	4700.0	50	20257	No
114	GOM_NL__2PRFIN20060114_065528_000000332044_00163_20257_7559.N1	14-JAN-2006 06:55:28	Bright	33.000	59	55Alp Oph	2.0800	8900.0	66	20257	No
115	GOM_NL__2PRFIN20060114_070120_000000412044_00163_20257_7560.N1	14-JAN-2006 07:01:20	Bright	40.500	120	1Del Oph	2.7340	3200.0	81	20257	No
116	GOM_NL__2PRFIN20060114_070243_000000372044_00163_20257_7561.N1	14-JAN-2006 07:02:43	Bright	36.500	98	13Zet Oph	2.5710	30000.	73	20257	No
117	GOM_NL__2PRFIN20060114_070710_000000462044_00163_20257_7562.N1	14-JAN-2006 07:07:10	Twilight	45.500	16	21Alp Sco	1.0200	3000.0	91	20257	No
118	GOM_NL__2PRFIN20060114_071223_000000392044_00163_20257_7563.N1	14-JAN-2006 07:12:23	Dark	38.500	131	Gamma Lup	2.8000	26000.	77	20257	No
119	GOM_NL__2PRFIN20060114_071406_000000402044_00163_20257_7564.N1	14-JAN-2006 07:14:06	Dark	40.000	109	Beta Lup	2.6770	26000.	80	20257	No
120	GOM_NL__2PRFIN20060114_071536_000000402044_00163_20257_7565.N1	14-JAN-2006 07:15:36	Dark	39.500	78	Alpha Lup	2.3040	28000.	79	20257	No
121	GOM_NL__2PRFIN20060114_071719_000000372044_00164_20258_7538.N1	14-JAN-2006 07:17:19	Dark	36.500	134	Beta Tra	2.8100	6600.0	73	20258	No
122	GOM_NL__2PRFIN20060114_071911_000000432044_00164_20258_7539.N1	14-JAN-2006 07:19:11	Dark	42.500	10	Beta Cen	0.61000	28000.	85	20258	No
123	GOM_NL__2PRFIN20060114_072552_000000392044_00164_20258_7540.N1	14-JAN-2006 07:25:52	Dark	38.500	124	The Car	2.7640	30000.	77	20258	No
124	GOM_NL__2PRFIN20060114_072717_000000482044_00164_20258_7541.N1	14-JAN-2006 07:27:17	Dark	47.500	29	Beta Car	1.6720	10200.	95	20258	No
125	GOM_NL__2PRFIN20060114_072910_000000432044_00164_20258_7542.N1	14-JAN-2006 07:29:10	Dark	43.000	71	Iota Car	2.2460	7700.0	86	20258	No
126	GOM_NL__2PRFIN20060114_073027_000000502044_00164_20258_7543.N1	14-JAN-2006 07:30:27	Dark	50.000	41	Epsilon Car	1.8600	4100.0	100	20258	No
127	GOM_NL__2PRFIN20060114_073406_000000422044_00164_20258_7544.N1	14-JAN-2006 07:34:06	Dark	42.000	2	Alpha Car	-0.73600	7000.0	84	20258	No
128	GOM_NL__2PRFIN20060114_073737_000000412044_00164_20258_7545.N1	14-JAN-2006 07:37:37	Straylight	41.000	117	Pi Pup	2.7060	3800.0	82	20258	No
129	GOM_NL__2PRFIN20060114_074012_000000412044_00164_20258_7546.N1	14-JAN-2006 07:40:12	Straylight	41.000	23	21Eps CMA	1.5020	26000.	82	20258	No
130	GOM_NL__2PRFIN20060114_074137_000000402044_00164_20258_7547.N1	14-JAN-2006 07:41:37	Straylight	40.000	179	24Omi2CMA	3.0320	24000.	80	20258	No
131	GOM_NL__2PRFIN20060114_074351_000000482044_00164_20258_7548.N1	14-JAN-2006 07:43:51	Straylight	47.500	1	9Alp CMA	-1.4400	11000.	95	20258	No
132	GOM_NL__2PRFIN20060114_074620_000000412044_00164_20258_7549.N1	14-JAN-2006 07:46:20	Straylight	40.500	56	53Kap Ori	2.0650	30000.	81	20258	No
133	GOM_NL__2PRFIN20060114_074730_000000392044_00164_20258_7550.N1	14-JAN-2006 07:47:30	Straylight	38.500	125	44Iot Ori	2.7700	30000.	77	20258	No
134	GOM_NL__2PRFIN20060114_074848_000000402044_00164_20258_7551.N1	14-JAN-2006 07:48:48	Twilight	40.000	30	46Eps Ori	1.6940	30000.	80	20258	No
135	GOM_NL__2PRFIN20060114_075102_000000522044_00164_20258_7552.N1	14-JAN-2006 07:51:02	Twilight	52.000	14	58Alp Ori	0.87000	3000.0	104	20258	No
136	GOM_NL__2PRFIN20060114_075459_000000352044_00164_20258_7553.N1	14-JAN-2006 07:54:59	Bright	35.000	176	23Zet Tau	3.0200	22000.	70	20258	No
137	GOM_NL__2PRFIN20060114_075708_000000372044_00164_20258_7554.N1	14-JAN-2006 07:57:08	Bright	37.000	28	12Bet Tau	1.6500	15200.	74	20258	No
138	GOM_NL__2PRFIN20060114_075841_000000372044_00164_20258_7555.N1	14-JAN-2006 07:58:41	Bright	36.500	114	3Iot Aur	2.6930	4600.0	73	20258	No
139	GOM_NL__2PRFIN20060114_080138_000000372044_00164_20258_7556.N1	14-JAN-2006 08:01:38	Bright	36.500	42	34Bet Aur	1.9000	10200.	73	20258	No
140	GOM_NL__2PRFIN20060114_081410_000000342044_00164_20258_7557.N1	14-JAN-2006 08:14:10	Bright	33.500	49	1Alp UMi	1.9900	6300.0	67	20258	No
141	GOM_NL__2PRFIN20060114_082500_000000362044_00164_20258_7558.N1	14-JAN-2006 08:25:00	Bright	35.500	130	23Bet Dra	2.7990	5800.0	71	20258	No
142	GOM_NL__2PRFIN20060114_083116_000000362044_00164_20258_7559.N1	14-JAN-2006 08:31:16	Bright	36.000	133	40Zet Her	2.8070	6000.0	72	20258	No
143	GOM_NL__2PRFIN20060114_083604_000000342044_00164_20258_7560.N1	14-JAN-2006 08:36:04	Bright	33.500	59	55Alp Oph	2.0800	8900.0	67	20258	No
144	GOM_NL__2PRFIN20060114_084156_000000432044_00164_20258_7561.N1	14-JAN-2006 08:41:56	Bright	43.000	120	1Del Oph	2.7340	3200.0	86	20258	No
145	GOM_NL__2PRFIN20060114_084319_000000362044_00164_20258_7562.N1	14-JAN-2006 08:43:19	Bright	35.500	98	13Zet Oph	2.5710	30000.	71	20258	No
146	GOM_NL__2PRFIN20060114_084746_000000532044_00164_20258_7563.N1	14-JAN-2006 08:47:46	Twilight	53.000	16	21Alp Sco	1.0200	3000.0	106	20258	No
147	GOM_NL__2PRFIN20060114_084930_000000412044_00164_20258_7564.N1	14-JAN-2006 08:49:30	Twilight	41.000	75	26Eps Sco	2.2910	4250.0	82	20258	No
148	GOM_NL__2PRFIN20060114_085259_000000382044_00164_20258_7565.N1	14-JAN-2006 08:52:59	Dark	37.500	131	Gamma Lup	2.8000	26000.	75	20258	No
149	GOM_NL__2PRFIN20060114_085442_000000412044_00164_20258_7566.N1	14-JAN-2006 08:54:42	Dark	40.500	109	Beta Lup	2.6770	26000.	81	20258	No
150	GOM_NL__2PRFIN20060114_085613_000000412044_00164_20258_7567.N1	14-JAN-2006 08:56:13	Dark	41.000	78	Alpha Lup	2.3040	28000.	82	20258	No
151	GOM_NL__2PRFIN20060114_085755_000000372044_00165_20259_7538.N1	14-JAN-2006 08:57:55	Dark	36.500	134	Beta Tra	2.8100	6600.0	73	20259	No
152	GOM_NL__2PRFIN20060114_085947_000000422044_00165_20259_7539.N1	14-JAN-2006 08:59:47	Dark	42.000	10	Beta Cen	0.61000	28000.	84	20259	No
153	GOM_NL__2PRFIN20060114_090629_000000382044_00165_20259_7540.N1	14-JAN-2006 09:06:29	Dark	37.500	124	The Car	2.7640	30000.	75	20259	No
154	GOM_NL__2PRFIN20060114_090753_000000382044_00165_20259_7541.N1	14-JAN-2006 09:07:53	Dark	38.000	29	Beta Car	1.6720	10200.	76	20259	No
155	GOM_NL__2PRFIN20060114_090947_000000392044_00165_20259_7542.N1	14-JAN-2006 09:09:47	Dark	39.000	71	Iota Car	2.2460	7700.0	78	20259	No
156	GOM_NL__2PRFIN20060114_091103_000000492044_00165_20259_7543.N1	14-JAN-2006 09:11:03	Dark	49.000	41	Epsilon Car	1.8600	4100.0	98	20259	No
157	GOM_NL__2PRFIN20060114_091442_000000492044_00165_20259_7544.N1	14-JAN-2006 09:14:42	Dark	48.500	2	Alpha Car	-0.73600	7000.0	97	20259	No
158	GOM_NL__2PRFIN20060114_091813_000000452044_00165_20259_7545.N1	14-JAN-2006 09:18:13	Straylight	44.500	117	Pi Pup	2.7060	3800.0	89	20259	No
159	GOM_NL__2PRFIN20060114_092048_000000422044_00165_20259_7546.N1	14-JAN-2006 09:20:48	Straylight	41.500	23	21Eps CMA	1.5020	26000.	83	20259	No
160	GOM_NL__2PRFIN20060114_092213_000000392044_00165_20259_7547.N1	14-JAN-2006 09:22:13	Straylight	38.500	179	24Omi2CMA	3.0320	24000.	77	20259	No

161	GOM_NL_2PRFIN20060114_092428_000000512044_00165_20259_7548.N1	14-JAN-2006 09:24:28	Straylight	51.000	1	9Alp CMa	-1.4400	11000.	102	20259	No
162	GOM_NL_2PRFIN20060114_092657_000000402044_00165_20259_7549.N1	14-JAN-2006 09:26:57	Straylight	39.500	56	53Kap Ori	2.0650	30000.	79	20259	No
163	GOM_NL_2PRFIN20060114_092806_000000382044_00165_20259_7550.N1	14-JAN-2006 09:28:06	Straylight	38.000	125	44Iot Ori	2.7700	30000.	76	20259	No
164	GOM_NL_2PRFIN20060114_092924_000000392044_00165_20259_7551.N1	14-JAN-2006 09:29:24	Twilight	39.000	30	46Eps Ori	1.6940	30000.	78	20259	No
165	GOM_NL_2PRFIN20060114_093138_000000462044_00165_20259_7552.N1	14-JAN-2006 09:31:38	Twilight	46.000	14	58Alp Ori	0.87000	3000.0	92	20259	No
166	GOM_NL_2PRFIN20060114_093535_000000362044_00165_20259_7553.N1	14-JAN-2006 09:35:35	Bright	36.000	176	23Zet Tau	3.0200	22000.	72	20259	No
167	GOM_NL_2PRFIN20060114_093744_000000372044_00165_20259_7554.N1	14-JAN-2006 09:37:44	Bright	36.500	28	12Bet Tau	1.6500	15200.	73	20259	No
168	GOM_NL_2PRFIN20060114_093917_000000372044_00165_20259_7555.N1	14-JAN-2006 09:39:17	Bright	36.500	114	3Iot Aur	2.6930	4600.0	73	20259	No
169	GOM_NL_2PRFIN20060114_094213_000000352044_00165_20259_7556.N1	14-JAN-2006 09:42:13	Bright	35.000	42	34Bet Aur	1.9000	10200.	70	20259	No
170	GOM_NL_2PRFIN20060114_095446_000000342044_00165_20259_7557.N1	14-JAN-2006 09:54:46	Bright	33.500	49	1Alp UMi	1.9900	6300.0	67	20259	No
171	GOM_NL_2PRFIN20060114_100536_000000362044_00165_20259_7558.N1	14-JAN-2006 10:05:36	Bright	35.500	130	23Bet Dra	2.7990	5800.0	71	20259	No
172	GOM_NL_2PRFIN20060114_101152_000000362044_00165_20259_7559.N1	14-JAN-2006 10:11:52	Bright	35.500	133	40Zet Her	2.8070	6000.0	71	20259	No
173	GOM_NL_2PRFIN20060114_101640_000000342044_00165_20259_7560.N1	14-JAN-2006 10:16:40	Bright	33.500	59	55Alp Oph	2.0800	8900.0	67	20259	No
174	GOM_NL_2PRFIN20060114_102232_000000392044_00165_20259_7561.N1	14-JAN-2006 10:22:32	Bright	38.500	120	1Del Oph	2.7340	3200.0	77	20259	No
175	GOM_NL_2PRFIN20060114_102355_000000432044_00165_20259_7562.N1	14-JAN-2006 10:23:55	Bright	42.500	98	13Zet Oph	2.5710	30000.	85	20259	No
176	GOM_NL_2PRFIN20060114_102823_000000492044_00165_20259_7563.N1	14-JAN-2006 10:28:23	Twilight	49.000	16	21Alp Sco	1.0200	3000.0	98	20259	No
177	GOM_NL_2PRFIN20060114_103006_000000422044_00165_20259_7564.N1	14-JAN-2006 10:30:06	Twilight	41.500	75	26Eps Sco	2.2910	4250.0	83	20259	No
178	GOM_NL_2PRFIN20060114_103336_000000392044_00165_20259_7565.N1	14-JAN-2006 10:33:36	Dark	39.000	131	Gam Lup	2.8000	26000.	78	20259	No
179	GOM_NL_2PRFIN20060114_103519_000000412044_00165_20259_7566.N1	14-JAN-2006 10:35:19	Dark	40.500	109	Bet Lup	2.6770	26000.	81	20259	No
180	GOM_NL_2PRFIN20060114_103650_000000402044_00165_20259_7567.N1	14-JAN-2006 10:36:50	Dark	39.500	78	Alp Lup	2.3040	28000.	79	20259	No
181	GOM_NL_2PRFIN20060114_103831_000000372044_00166_20260_7538.N1	14-JAN-2006 10:38:31	Dark	36.500	134	Bet TrA	2.8100	6600.0	73	20260	No
182	GOM_NL_2PRFIN20060114_104024_000000402044_00166_20260_7539.N1	14-JAN-2006 10:40:24	Dark	40.000	10	Bet Cen	0.61000	28000.	80	20260	No
183	GOM_NL_2PRFIN20060114_104705_000000372044_00166_20260_7540.N1	14-JAN-2006 10:47:05	Dark	37.000	124	The Car	2.7640	30000.	74	20260	No
184	GOM_NL_2PRFIN20060114_104829_000000362044_00166_20260_7541.N1	14-JAN-2006 10:48:29	Dark	36.000	29	Bet Car	1.6720	10200.	72	20260	No
185	GOM_NL_2PRFIN20060114_105023_000000392044_00166_20260_7542.N1	14-JAN-2006 10:50:23	Dark	39.000	71	Iot Car	2.2460	7700.0	78	20260	No
186	GOM_NL_2PRFIN20060114_105139_000000452044_00166_20260_7543.N1	14-JAN-2006 10:51:39	Dark	45.000	41	Eps Car	1.8600	4100.0	90	20260	No
187	GOM_NL_2PRFIN20060114_105518_000000492044_00166_20260_7544.N1	14-JAN-2006 10:55:18	Dark	48.500	2	Alp Car	-0.73600	7000.0	97	20260	No
188	GOM_NL_2PRFIN20060114_105850_000000432044_00166_20260_7545.N1	14-JAN-2006 10:58:50	Straylight	42.500	117	Pi Pup	2.7060	3800.0	85	20260	No
189	GOM_NL_2PRFIN20060114_110124_000000412044_00166_20260_7546.N1	14-JAN-2006 11:01:24	Straylight	40.500	23	21Eps CMa	1.5020	26000.	81	20260	No
190	GOM_NL_2PRFIN20060114_110249_000000402044_00166_20260_7547.N1	14-JAN-2006 11:02:49	Straylight	39.500	179	24Omi2CMa	3.0320	24000.	79	20260	No
191	GOM_NL_2PRFIN20060114_110504_000000482044_00166_20260_7548.N1	14-JAN-2006 11:05:04	Straylight	48.000	1	9Alp CMa	-1.4400	11000.	96	20260	No
192	GOM_NL_2PRFIN20060114_110732_000000422044_00166_20260_7549.N1	14-JAN-2006 11:07:32	Straylight	41.500	56	53Kap Ori	2.0650	30000.	83	20260	No
193	GOM_NL_2PRFIN20060114_110842_000000392044_00166_20260_7550.N1	14-JAN-2006 11:08:42	Straylight	38.500	125	44Iot Ori	2.7700	30000.	77	20260	No
194	GOM_NL_2PRFIN20060114_111000_000000422044_00166_20260_7551.N1	14-JAN-2006 11:10:00	Twilight	41.500	30	46Eps Ori	1.6940	30000.	83	20260	No
195	GOM_NL_2PRFIN20060114_111214_000000462044_00166_20260_7552.N1	14-JAN-2006 11:12:14	Twilight	45.500	14	58Alp Ori	0.87000	3000.0	91	20260	No
196	GOM_NL_2PRFIN20060114_111611_000000362044_00166_20260_7553.N1	14-JAN-2006 11:16:11	Bright	35.500	176	23Zet Tau	3.0200	22000.	71	20260	No
197	GOM_NL_2PRFIN20060114_111820_000000362044_00166_20260_7554.N1	14-JAN-2006 11:18:20	Bright	36.000	28	12Bet Tau	1.6500	15200.	72	20260	No
198	GOM_NL_2PRFIN20060114_111954_000000362044_00166_20260_7555.N1	14-JAN-2006 11:19:54	Bright	36.000	114	3Iot Aur	2.6930	4600.0	72	20260	No
199	GOM_NL_2PRFIN20060114_112249_000000362044_00166_20260_7556.N1	14-JAN-2006 11:22:49	Bright	35.500	42	34Bet Aur	1.9000	10200.	71	20260	No
200	GOM_NL_2PRFIN20060114_113522_000000332044_00166_20260_7557.N1	14-JAN-2006 11:35:22	Bright	33.000	49	1Alp UMi	1.9900	6300.0	66	20260	No
201	GOM_NL_2PRFIN20060114_114612_000000352044_00166_20260_7558.N1	14-JAN-2006 11:46:12	Bright	35.000	130	23Bet Dra	2.7990	5800.0	70	20260	No
202	GOM_NL_2PRFIN20060114_115228_000000512044_00166_20260_7559.N1	14-JAN-2006 11:52:28	Bright	51.000	133	40Zet Her	2.8070	6000.0	102	20260	No
203	GOM_NL_2PRFIN20060114_115716_000000332044_00166_20260_7560.N1	14-JAN-2006 11:57:16	Bright	33.000	59	55Alp Oph	2.0800	8900.0	66	20260	No
204	GOM_NL_2PRFIN20060114_120309_000000382044_00166_20260_7561.N1	14-JAN-2006 12:03:09	Bright	38.000	120	1Del Oph	2.7340	3200.0	76	20260	No
205	GOM_NL_2PRFIN20060114_120432_000000362044_00166_20260_7562.N1	14-JAN-2006 12:04:32	Bright	35.500	98	13Zet Oph	2.5710	30000.	71	20260	No
206	GOM_NL_2PRFIN20060114_120859_000000472044_00166_20260_7563.N1	14-JAN-2006 12:08:59	Twilight	47.000	16	21Alp Sco	1.0200	3000.0	94	20260	No
207	GOM_NL_2PRFIN20060114_121042_000000432044_00166_20260_7564.N1	14-JAN-2006 12:10:42	Twilight	42.500	75	26Eps Sco	2.2910	4250.0	85	20260	No
208	GOM_NL_2PRFIN20060114_121412_000000382044_00166_20260_7565.N1	14-JAN-2006 12:14:12	Dark	38.000	131	Gam Lup	2.8000	26000.	76	20260	No
209	GOM_NL_2PRFIN20060114_121555_000000412044_00166_20260_7566.N1	14-JAN-2006 12:15:55	Dark	41.000	109	Bet Lup	2.6770	26000.	82	20260	No
210	GOM_NL_2PRFIN20060114_121726_000000402044_00166_20260_7567.N1	14-JAN-2006 12:17:26	Dark	39.500	78	Alp Lup	2.3040	28000.	79	20260	No
211	GOM_NL_2PRFIN20060114_121907_000000372044_00167_20261_7538.N1	14-JAN-2006 12:19:07	Dark	36.500	134	Bet TrA	2.8100	6600.0	73	20261	No
212	GOM_NL_2PRFIN20060114_122100_000000482044_00167_20261_7539.N1	14-JAN-2006 12:21:00	Dark	48.000	10	Bet Cen	0.61000	28000.	96	20261	No
213	GOM_NL_2PRFIN20060114_122741_000000382044_00167_20261_7540.N1	14-JAN-2006 12:27:41	Dark	38.000	124	The Car	2.7640	30000.	76	20261	No
214	GOM_NL_2PRFIN20060114_122906_000000382044_00167_20261_7541.N1	14-JAN-2006 12:29:06	Dark	38.000	29	Bet Car	1.6720	10200.	76	20261	No
215	GOM_NL_2PRFIN20060114_123059_000000472044_00167_20261_7542.N1	14-JAN-2006 12:30:59	Dark	47.000	71	Iot Car	2.2460	7700.0	94	20261	No
216	GOM_NL_2PRFIN20060114_123215_000000462044_00167_20261_7543.N1	14-JAN-2006 12:32:15	Dark	46.000	41	Eps Car	1.8600	4100.0	92	20261	No
217	GOM_NL_2PRFIN20060114_123554_000000492044_00167_20261_7544.N1	14-JAN-2006 12:35:54	Dark	49.000	2	Alp Car	-0.73600	7000.0	98	20261	No
218	GOM_NL_2PRFIN20060114_123926_000000432044_00167_20261_7545.N1	14-JAN-2006 12:39:26	Straylight	43.000	117	Pi Pup	2.7060	3800.0	86	20261	No
219	GOM_NL_2PRFIN20060114_124200_000000412044_00167_20261_7546.N1	14-JAN-2006 12:42:00	Straylight	40.500	23	21Eps CMa	1.5020	26000.	81	20261	No

220	GOM_NL__2PRFIN20060114_124325_000000382044_00167_20261_7547.N1	14-JAN-2006 12:43:25	Straylight	38.000	179	24Omi2CMa	3.0320	24000.	76	20261	No
221	GOM_NL__2PRFIN20060114_124539_000000492044_00167_20261_7548.N1	14-JAN-2006 12:45:39	Straylight	48.500	1	9Alp CMa	-1.4400	11000.	97	20261	No
222	GOM_NL__2PRFIN20060114_124809_000000402044_00167_20261_7549.N1	14-JAN-2006 12:48:09	Straylight	39.500	56	53Kap Ori	2.0650	30000.	79	20261	No
223	GOM_NL__2PRFIN20060114_124918_000000382044_00167_20261_7550.N1	14-JAN-2006 12:49:18	Straylight	37.500	125	44lot Ori	2.7700	30000.	75	20261	No
224	GOM_NL__2PRFIN20060114_125036_000000402044_00167_20261_7551.N1	14-JAN-2006 12:50:36	Tw_i_and_stray	40.000	30	46Eps Ori	1.6940	30000.	80	20261	No
225	GOM_NL__2PRFIN20060114_125250_000000462044_00167_20261_7552.N1	14-JAN-2006 12:52:50	Tw_i_and_stray	46.000	14	58Alp Ori	0.87000	3000.0	92	20261	No
226	GOM_NL__2PRFIN20060114_125647_000000342044_00167_20261_7553.N1	14-JAN-2006 12:56:47	Bright	33.500	176	23Zet Tau	3.0200	22000.	67	20261	No
227	GOM_NL__2PRFIN20060114_125856_000000352044_00167_20261_7554.N1	14-JAN-2006 12:58:56	Bright	35.000	28	12Bet Tau	1.6500	15200.	70	20261	No
228	GOM_NL__2PRFIN20060114_130030_000000382044_00167_20261_7555.N1	14-JAN-2006 13:00:30	Bright	37.500	114	3lot Aur	2.6930	4600.0	75	20261	No
229	GOM_NL__2PRFIN20060114_130325_000000362044_00167_20261_7556.N1	14-JAN-2006 13:03:25	Bright	36.000	42	34Bet Aur	1.9000	10200.	72	20261	No
230	GOM_NL__2PRFIN20060114_131558_000000342044_00167_20261_7557.N1	14-JAN-2006 13:15:58	Bright	34.000	49	1Alp UMi	1.9900	6300.0	68	20261	No
231	GOM_NL__2PRFIN20060114_132648_000000362044_00167_20261_7558.N1	14-JAN-2006 13:26:48	Bright	35.500	130	23Bet Dra	2.7990	5800.0	71	20261	No
232	GOM_NL__2PRFIN20060114_133304_000000372044_00167_20261_7559.N1	14-JAN-2006 13:33:04	Bright	36.500	133	40Zet Her	2.8070	6000.0	73	20261	No
233	GOM_NL__2PRFIN20060114_133752_000000332044_00167_20261_7560.N1	14-JAN-2006 13:37:52	Bright	33.000	59	55Alp Oph	2.0800	8900.0	66	20261	No
234	GOM_NL__2PRFIN20060114_134345_000000382044_00167_20261_7561.N1	14-JAN-2006 13:43:45	Bright	38.000	120	1Del Oph	2.7340	3200.0	76	20261	No
235	GOM_NL__2PRFIN20060114_134508_000000532044_00167_20261_7562.N1	14-JAN-2006 13:45:08	Bright	53.000	98	13Zet Oph	2.5710	30000.	106	20261	No
236	GOM_NL__2PRFIN20060114_134935_000000532044_00167_20261_7563.N1	14-JAN-2006 13:49:35	Tw_i_and_stray	53.000	16	21Alp Sco	1.0200	3000.0	106	20261	No
237	GOM_NL__2PRFIN20060114_135118_000000412044_00167_20261_7564.N1	14-JAN-2006 13:51:18	Twilight	40.500	75	26Eps Sco	2.2910	4250.0	81	20261	No
238	GOM_NL__2PRFIN20060114_135448_000000382044_00167_20261_7565.N1	14-JAN-2006 13:54:48	Dark	38.000	131	Gam Lup	2.8000	26000.	76	20261	No
239	GOM_NL__2PRFIN20060114_135632_000000402044_00167_20261_7566.N1	14-JAN-2006 13:56:32	Dark	39.500	109	Bet Lup	2.6770	26000.	79	20261	No
240	GOM_NL__2PRFIN20060114_135803_000000392044_00167_20261_7567.N1	14-JAN-2006 13:58:03	Dark	39.000	78	Alp Lup	2.3040	28000.	78	20261	No
241	GOM_NL__2PRFIN20060114_135943_000000372044_00168_20262_7538.N1	14-JAN-2006 13:59:43	Dark	36.500	134	Bet TrA	2.8100	6600.0	73	20262	No
242	GOM_NL__2PRFIN20060114_140137_000000402044_00168_20262_7539.N1	14-JAN-2006 14:01:37	Dark	40.000	10	Bet Cen	0.61000	28000.	80	20262	No
243	GOM_NL__2PRFIN20060114_140818_000000382044_00168_20262_7540.N1	14-JAN-2006 14:08:18	Dark	38.000	124	The Car	2.7640	30000.	76	20262	No
244	GOM_NL__2PRFIN20060114_140942_000000372044_00168_20262_7541.N1	14-JAN-2006 14:09:42	Dark	37.000	29	Bet Car	1.6720	10200.	74	20262	No
245	GOM_NL__2PRFIN20060114_141136_000000392044_00168_20262_7542.N1	14-JAN-2006 14:11:36	Dark	38.500	71	lot Car	2.2460	7700.0	77	20262	No
246	GOM_NL__2PRFIN20060114_141252_000000462044_00168_20262_7543.N1	14-JAN-2006 14:12:52	Dark	45.500	41	Eps Car	1.8600	4100.0	91	20262	No
247	GOM_NL__2PRFIN20060114_141630_000000492044_00168_20262_7544.N1	14-JAN-2006 14:16:30	Dark	49.000	2	Alp Car	-0.73600	7000.0	98	20262	No
248	GOM_NL__2PRFIN20060114_142002_000000422044_00168_20262_7545.N1	14-JAN-2006 14:20:02	Straylight	41.500	117	Pi Pup	2.7060	3800.0	83	20262	No
249	GOM_NL__2PRFIN20060114_142236_000000452044_00168_20262_7546.N1	14-JAN-2006 14:22:36	Straylight	44.500	23	21Eps CMa	1.5020	26000.	89	20262	No
250	GOM_NL__2PRFIN20060114_142402_000000382044_00168_20262_7547.N1	14-JAN-2006 14:24:02	Straylight	38.000	179	24Omi2CMa	3.0320	24000.	76	20262	No
251	GOM_NL__2PRFIN20060114_142616_000000462044_00168_20262_7548.N1	14-JAN-2006 14:26:16	Straylight	46.000	1	9Alp CMa	-1.4400	11000.	92	20262	No
252	GOM_NL__2PRFIN20060114_142845_000000412044_00168_20262_7549.N1	14-JAN-2006 14:28:45	Straylight	40.500	56	53Kap Ori	2.0650	30000.	81	20262	No
253	GOM_NL__2PRFIN20060114_142955_000000382044_00168_20262_7550.N1	14-JAN-2006 14:29:55	Straylight	38.000	125	44lot Ori	2.7700	30000.	76	20262	No
254	GOM_NL__2PRFIN20060114_143112_000000402044_00168_20262_7551.N1	14-JAN-2006 14:31:12	Tw_i_and_stray	39.500	30	46Eps Ori	1.6940	30000.	79	20262	No
255	GOM_NL__2PRFIN20060114_143326_000000462044_00168_20262_7552.N1	14-JAN-2006 14:33:26	Tw_i_and_stray	46.000	14	58Alp Ori	0.87000	3000.0	92	20262	No
256	GOM_NL__2PRFIN20060114_143723_000000362044_00168_20262_7553.N1	14-JAN-2006 14:37:23	Bright	35.500	176	23Zet Tau	3.0200	22000.	71	20262	No
257	GOM_NL__2PRFIN20060114_143932_000000382044_00168_20262_7554.N1	14-JAN-2006 14:39:32	Bright	37.500	28	12Bet Tau	1.6500	15200.	75	20262	No
258	GOM_NL__2PRFIN20060114_144106_000000372044_00168_20262_7555.N1	14-JAN-2006 14:41:06	Bright	36.500	114	3lot Aur	2.6930	4600.0	73	20262	No
259	GOM_NL__2PRFIN20060114_144401_000000352044_00168_20262_7556.N1	14-JAN-2006 14:44:01	Bright	35.000	42	34Bet Aur	1.9000	10200.	70	20262	No
260	GOM_NL__2PRFIN20060114_145634_000000342044_00168_20262_7557.N1	14-JAN-2006 14:56:34	Bright	33.500	49	1Alp UMi	1.9900	6300.0	67	20262	No
261	GOM_NL__2PRFIN20060114_150724_000000372044_00168_20262_7558.N1	14-JAN-2006 15:07:24	Bright	36.500	130	23Bet Dra	2.7990	5800.0	73	20262	No
262	GOM_NL__2PRFIN20060114_151340_000000352044_00168_20262_7559.N1	14-JAN-2006 15:13:40	Bright	35.000	133	40Zet Her	2.8070	6000.0	70	20262	No
263	GOM_NL__2PRFIN20060114_151828_000000332044_00168_20262_7560.N1	14-JAN-2006 15:18:28	Bright	33.000	59	55Alp Oph	2.0800	8900.0	66	20262	No
264	GOM_NL__2PRFIN20060114_152421_000000192044_00168_20262_7561.N1	14-JAN-2006 15:24:21	Tw_i_and_stray	19.000	120	1Del Oph	2.7340	3200.0	38	20262	No
265	GOM_NL__2PRFIN20060114_152544_000000532044_00168_20262_7562.N1	14-JAN-2006 15:25:44	Bright	53.000	98	13Zet Oph	2.5710	30000.	106	20262	No
266	GOM_NL__2PRFIN20060114_153012_000000532044_00168_20262_7563.N1	14-JAN-2006 15:30:12	Tw_i_and_stray	53.000	16	21Alp Sco	1.0200	3000.0	106	20262	No
267	GOM_NL__2PRFIN20060114_153154_000000412044_00168_20262_7564.N1	14-JAN-2006 15:31:54	Twilight	41.000	75	26Eps Sco	2.2910	4250.0	82	20262	No
268	GOM_NL__2PRFIN20060114_153525_000000392044_00168_20262_7565.N1	14-JAN-2006 15:35:25	Dark	39.000	131	Gam Lup	2.8000	26000.	78	20262	No
269	GOM_NL__2PRFIN20060114_153709_000000372044_00168_20262_7566.N1	14-JAN-2006 15:37:09	Dark	37.000	109	Bet Lup	2.6770	26000.	74	20262	No
270	GOM_NL__2PRFIN20060114_153839_000000402044_00168_20262_7567.N1	14-JAN-2006 15:38:39	Dark	40.000	78	Alp Lup	2.3040	28000.	80	20262	No
271	GOM_NL__2PRFIN20060114_154019_000000372044_00169_20263_7614.N1	14-JAN-2006 15:40:19	Dark	37.000	134	Bet TrA	2.8100	6600.0	74	20263	No
272	GOM_NL__2PRFIN20060114_154213_000000412044_00169_20263_7615.N1	14-JAN-2006 15:42:13	Dark	40.500	10	Bet Cen	0.61000	28000.	81	20263	No
273	GOM_NL__2PRFIN20060114_154854_000000382044_00169_20263_7616.N1	14-JAN-2006 15:48:54	Dark	37.500	124	The Car	2.7640	30000.	75	20263	No
274	GOM_NL__2PRFIN20060114_155018_000000382044_00169_20263_7617.N1	14-JAN-2006 15:50:18	Dark	38.000	29	Bet Car	1.6720	10200.	76	20263	No
275	GOM_NL__2PRFIN20060114_155212_000000392044_00169_20263_7618.N1	14-JAN-2006 15:52:12	Dark	38.500	71	lot Car	2.2460	7700.0	77	20263	No
276	GOM_NL__2PRFIN20060114_155328_000000472044_00169_20263_7619.N1	14-JAN-2006 15:53:28	Dark	47.000	41	Eps Car	1.8600	4100.0	94	20263	No
277	GOM_NL__2PRFIN20060114_155706_000000442044_00169_20263_7620.N1	14-JAN-2006 15:57:06	Dark	44.000	2	Alp Car	-0.73600	7000.0	88	20263	No
278	GOM_NL__2PRFIN20060114_160038_000000412044_00169_20263_7621.N1	14-JAN-2006 16:00:38	Straylight	41.000	117	Pi Pup	2.7060	3800.0	82	20263	No



279	GOM_NL__2PRFIN20060114_160312_000000442044_00169_20263_7622.N1	14-JAN-2006 16:03:12	Straylight	43.500	23	21Eps CMa	1.5020	26000.	87	20263	No
280	GOM_NL__2PRFIN20060114_160438_000000412044_00169_20263_7623.N1	14-JAN-2006 16:04:38	Straylight	41.000	179	24Omi2CMa	3.0320	24000.	82	20263	No
281	GOM_NL__2PRFIN20060114_160652_000000462044_00169_20263_7624.N1	14-JAN-2006 16:06:52	Straylight	45.500	1	9Alp CMa	-1.4400	11000.	91	20263	No
282	GOM_NL__2PRFIN20060114_160921_000000402044_00169_20263_7625.N1	14-JAN-2006 16:09:21	Straylight	39.500	56	53Kap Ori	2.0650	30000.	79	20263	No
283	GOM_NL__2PRFIN20060114_161031_000000392044_00169_20263_7626.N1	14-JAN-2006 16:10:31	Straylight	38.500	125	44Iot Ori	2.7700	30000.	77	20263	No
284	GOM_NL__2PRFIN20060114_161148_000000422044_00169_20263_7627.N1	14-JAN-2006 16:11:48	Tw_i_and_stray	41.500	30	46Eps Ori	1.6940	30000.	83	20263	No
285	GOM_NL__2PRFIN20060114_161402_000000522044_00169_20263_7628.N1	14-JAN-2006 16:14:02	Tw_i_and_stray	52.000	14	58Alp Ori	0.87000	3000.0	104	20263	No
286	GOM_NL__2PRFIN20060114_161759_000000362044_00169_20263_7629.N1	14-JAN-2006 16:17:59	Bright	36.000	176	23Zet Tau	3.0200	22000.	72	20263	No
287	GOM_NL__2PRFIN20060114_162008_000000372044_00169_20263_7630.N1	14-JAN-2006 16:20:08	Bright	37.000	28	12Bet Tau	1.6500	15200.	74	20263	No
288	GOM_NL__2PRFIN20060114_162142_000000362044_00169_20263_7631.N1	14-JAN-2006 16:21:42	Bright	36.000	114	3Iot Aur	2.6930	4600.0	72	20263	No
289	GOM_NL__2PRFIN20060114_162437_000000522044_00169_20263_7632.N1	14-JAN-2006 16:24:37	Bright	52.000	42	34Bet Aur	1.9000	10200.	104	20263	No
290	GOM_NL__2PRFIN20060114_163709_000000372044_00169_20263_7633.N1	14-JAN-2006 16:37:09	Bright	36.500	49	1Alp UMi	1.9900	6300.0	73	20263	No
291	GOM_NL__2PRFIN20060114_164800_000000372044_00169_20263_7634.N1	14-JAN-2006 16:48:00	Bright	36.500	130	23Bet Dra	2.7990	5800.0	73	20263	No
292	GOM_NL__2PRFIN20060114_165416_000000542044_00169_20263_7635.N1	14-JAN-2006 16:54:16	Bright	54.000	133	40Zet Her	2.8070	6000.0	108	20263	No
293	GOM_NL__2PRFIN20060114_165905_000000332044_00169_20263_7636.N1	14-JAN-2006 16:59:05	Bright	33.000	59	55Alp Oph	2.0800	8900.0	66	20263	No
294	GOM_NL__2PRFIN20060114_170458_000000192044_00169_20263_7637.N1	14-JAN-2006 17:04:58	Tw_i_and_stray	19.000	120	1Del Oph	2.7340	3200.0	38	20263	No
295	GOM_NL__2PRFIN20060114_170621_000000532044_00169_20263_7638.N1	14-JAN-2006 17:06:21	Bright	53.000	98	13Zet Oph	2.5710	30000.	106	20263	No
296	GOM_NL__2PRFIN20060114_171048_000000512044_00169_20263_7639.N1	14-JAN-2006 17:10:48	Tw_i_and_stray	50.500	16	21Alp Sco	1.0200	3000.0	101	20263	No
297	GOM_NL__2PRFIN20060114_171231_000000432044_00169_20263_7640.N1	14-JAN-2006 17:12:31	Twilight	43.000	75	26Eps Sco	2.2910	4250.0	86	20263	No
298	GOM_NL__2PRFIN20060114_171601_000000392044_00169_20263_7641.N1	14-JAN-2006 17:16:01	Dark	38.500	131	Gam Lup	2.8000	26000.	77	20263	No
299	GOM_NL__2PRFIN20060114_171745_000000372044_00169_20263_7642.N1	14-JAN-2006 17:17:45	Dark	37.000	109	Bet Lup	2.6770	26000.	74	20263	No
300	GOM_NL__2PRFIN20060114_171916_000000402044_00169_20263_7643.N1	14-JAN-2006 17:19:16	Dark	40.000	78	Alp Lup	2.3040	28000.	80	20263	No
301	GOM_NL__2PRFIN20060114_172056_000000362044_00170_20264_7538.N1	14-JAN-2006 17:20:56	Dark	36.000	134	Bet TrA	2.8100	6600.0	72	20264	No
302	GOM_NL__2PRFIN20060114_172250_000000422044_00170_20264_7539.N1	14-JAN-2006 17:22:50	Dark	42.000	10	Bet Cen	0.61000	28000.	84	20264	No
303	GOM_NL__2PRFIN20060114_172931_000000392044_00170_20264_7540.N1	14-JAN-2006 17:29:31	Dark	39.000	124	The Car	2.7640	30000.	78	20264	No
304	GOM_NL__2PRFIN20060114_173055_000000392044_00170_20264_7541.N1	14-JAN-2006 17:30:55	Dark	38.500	29	Bet Car	1.6720	10200.	77	20264	No
305	GOM_NL__2PRFIN20060114_173248_000000422044_00170_20264_7542.N1	14-JAN-2006 17:32:48	Dark	41.500	71	Iot Car	2.2460	7700.0	83	20264	No
306	GOM_NL__2PRFIN20060114_173404_000000402044_00170_20264_7543.N1	14-JAN-2006 17:34:04	Dark	39.500	41	Eps Car	1.8600	4100.0	79	20264	No
307	GOM_NL__2PRFIN20060114_173743_000000472044_00170_20264_7544.N1	14-JAN-2006 17:37:43	Dark	46.500	2	Alp Car	-0.73600	7000.0	93	20264	No
308	GOM_NL__2PRFIN20060114_174114_000000432044_00170_20264_7545.N1	14-JAN-2006 17:41:14	Straylight	42.500	117	Pi Pup	2.7060	3800.0	85	20264	No
309	GOM_NL__2PRFIN20060114_174348_000000452044_00170_20264_7546.N1	14-JAN-2006 17:43:48	Straylight	44.500	23	21Eps CMa	1.5020	26000.	89	20264	No
310	GOM_NL__2PRFIN20060114_174514_000000402044_00170_20264_7547.N1	14-JAN-2006 17:45:14	Straylight	39.500	179	24Omi2CMa	3.0320	24000.	79	20264	No
311	GOM_NL__2PRFIN20060114_174728_000000472044_00170_20264_7548.N1	14-JAN-2006 17:47:28	Straylight	47.000	1	9Alp CMa	-1.4400	11000.	94	20264	No
312	GOM_NL__2PRFIN20060114_174957_000000412044_00170_20264_7549.N1	14-JAN-2006 17:49:57	Straylight	41.000	56	53Kap Ori	2.0650	30000.	82	20264	No
313	GOM_NL__2PRFIN20060114_175107_000000372044_00170_20264_7550.N1	14-JAN-2006 17:51:07	Straylight	36.500	125	44Iot Ori	2.7700	30000.	73	20264	No
314	GOM_NL__2PRFIN20060114_175225_000000392044_00170_20264_7551.N1	14-JAN-2006 17:52:25	Tw_i_and_stray	39.000	30	46Eps Ori	1.6940	30000.	78	20264	No
315	GOM_NL__2PRFIN20060114_175438_000000492044_00170_20264_7552.N1	14-JAN-2006 17:54:38	Tw_i_and_stray	48.500	14	58Alp Ori	0.87000	3000.0	97	20264	No
316	GOM_NL__2PRFIN20060114_175835_000000352044_00170_20264_7553.N1	14-JAN-2006 17:58:35	Bright	35.000	176	23Zet Tau	3.0200	22000.	70	20264	No
317	GOM_NL__2PRFIN20060114_180044_000000372044_00170_20264_7554.N1	14-JAN-2006 18:00:44	Bright	37.000	28	12Bet Tau	1.6500	15200.	74	20264	No
318	GOM_NL__2PRFIN20060114_180218_000000362044_00170_20264_7555.N1	14-JAN-2006 18:02:18	Bright	35.500	114	3Iot Aur	2.6930	4600.0	71	20264	No
319	GOM_NL__2PRFIN20060114_180513_000000362044_00170_20264_7556.N1	14-JAN-2006 18:05:13	Bright	35.500	42	34Bet Aur	1.9000	10200.	71	20264	No
320	GOM_NL__2PRFIN20060114_181745_000000352044_00170_20264_7557.N1	14-JAN-2006 18:17:45	Bright	34.500	49	1Alp UMi	1.9900	6300.0	69	20264	No
321	GOM_NL__2PRFIN20060114_182836_000000382044_00170_20264_7558.N1	14-JAN-2006 18:28:36	Bright	38.000	130	23Bet Dra	2.7990	5800.0	76	20264	No
322	GOM_NL__2PRFIN20060114_183453_000000432044_00170_20264_7559.N1	14-JAN-2006 18:34:53	Bright	42.500	133	40Zet Her	2.8070	6000.0	85	20264	No
323	GOM_NL__2PRFIN20060114_183941_000000342044_00170_20264_7560.N1	14-JAN-2006 18:39:41	Bright	33.500	59	55Alp Oph	2.0800	8900.0	67	20264	No
324	GOM_NL__2PRFIN20060114_184657_000000532044_00170_20264_7561.N1	14-JAN-2006 18:46:57	Bright	53.000	98	13Zet Oph	2.5710	30000.	106	20264	No
325	GOM_NL__2PRFIN20060114_185124_000000462044_00170_20264_7562.N1	14-JAN-2006 18:51:24	Tw_i_and_stray	46.000	16	21Alp Sco	1.0200	3000.0	92	20264	No
326	GOM_NL__2PRFIN20060114_185307_000000432044_00170_20264_7563.N1	14-JAN-2006 18:53:07	Twilight	42.500	75	26Eps Sco	2.2910	4250.0	85	20264	No
327	GOM_NL__2PRFIN20060114_185638_000000392044_00170_20264_7564.N1	14-JAN-2006 18:56:38	Dark	39.000	131	Gam Lup	2.8000	26000.	78	20264	No
328	GOM_NL__2PRFIN20060114_185822_000000292044_00170_20264_7565.N1	14-JAN-2006 18:58:22	Dark	29.000	109	Bet Lup	2.6770	26000.	58	20264	No
329	GOM_NL__2PRFIN20060114_185952_000000422044_00170_20264_7566.N1	14-JAN-2006 18:59:52	Dark	41.500	78	Alp Lup	2.3040	28000.	83	20264	No
330	GOM_NL__2PRFIN20060114_190132_000000362044_00171_20265_7615.N1	14-JAN-2006 19:01:32	Dark	36.000	134	Bet TrA	2.8100	6600.0	72	20265	No
331	GOM_NL__2PRFIN20060114_190326_000000472044_00171_20265_7616.N1	14-JAN-2006 19:03:26	Dark	47.000	10	Bet Cen	0.61000	28000.	94	20265	No
332	GOM_NL__2PRFIN20060114_191007_000000382044_00171_20265_7617.N1	14-JAN-2006 19:10:07	Dark	38.000	124	The Car	2.7640	30000.	76	20265	No
333	GOM_NL__2PRFIN20060114_191131_000000382044_00171_20265_7618.N1	14-JAN-2006 19:11:31	Dark	38.000	29	Bet Car	1.6720	10200.	76	20265	No
334	GOM_NL__2PRFIN20060114_191325_000000402044_00171_20265_7619.N1	14-JAN-2006 19:13:25	Dark	39.500	71	Iot Car	2.2460	7700.0	79	20265	No
335	GOM_NL__2PRFIN20060114_191441_000000372044_00171_20265_7620.N1	14-JAN-2006 19:14:41	Dark	36.500	41	Eps Car	1.8600	4100.0	73	20265	No
336	GOM_NL__2PRFIN20060114_191819_000000512044_00171_20265_7621.N1	14-JAN-2006 19:18:19	Dark	51.000	2	Alp Car	-0.73600	7000.0	102	20265	No
337	GOM_NL__2PRFIN20060114_192151_000000432044_00171_20265_7622.N1	14-JAN-2006 19:21:51	Straylight	42.500	117	Pi Pup	2.7060	3800.0	85	20265	No

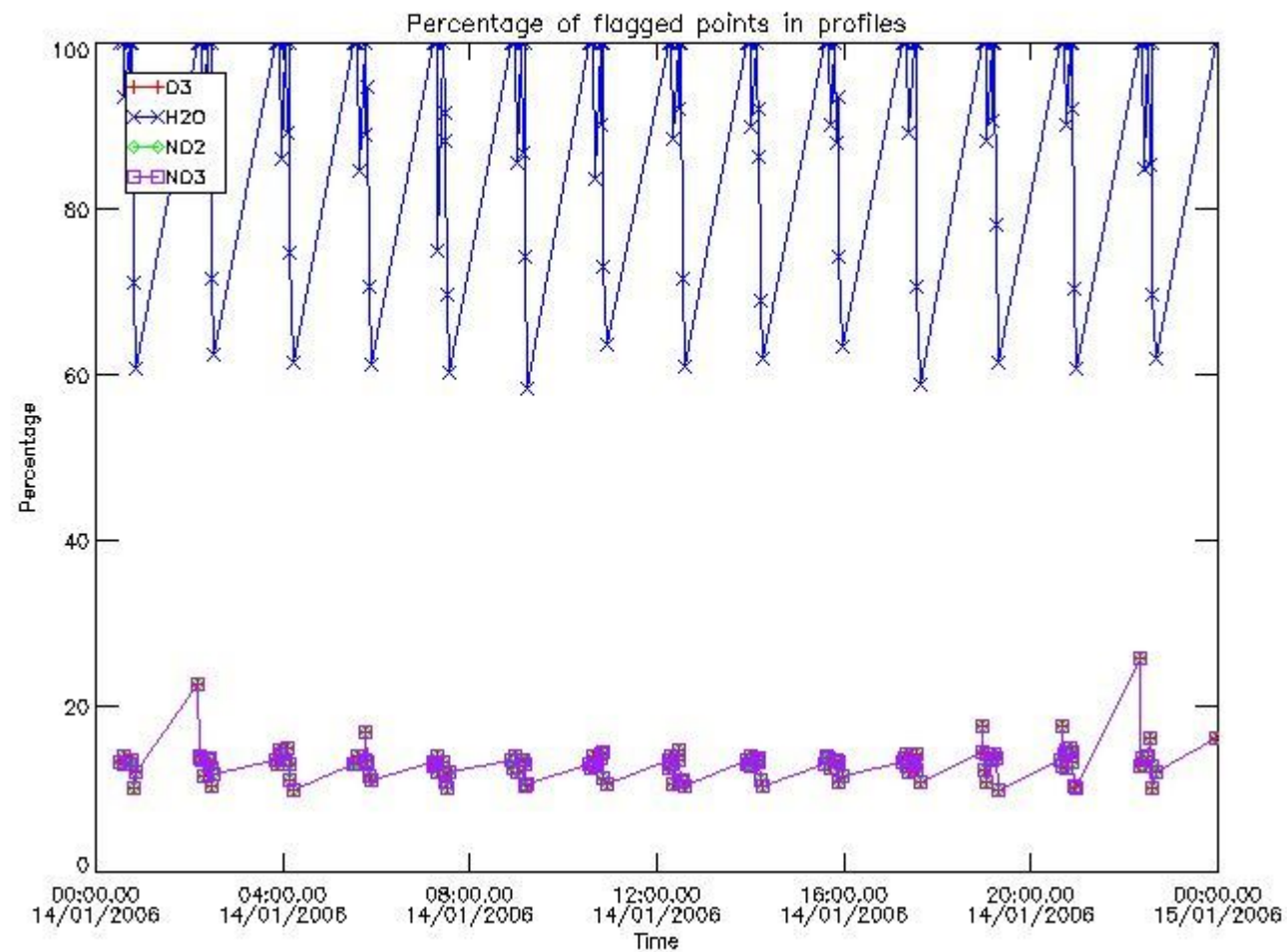
338	GOM_NL__2PRFIN20060114_192425_00000412044_00171_20265_7623.N1	14-JAN-2006 19:24:25	Straylight	41.000	23	21Eps CMa	1.5020	26000.	82	20265	No
339	GOM_NL__2PRFIN20060114_192550_00000412044_00171_20265_7624.N1	14-JAN-2006 19:25:50	Straylight	40.500	179	24Omi2CMa	3.0320	24000.	81	20265	No
340	GOM_NL__2PRFIN20060114_192804_00000442044_00171_20265_7625.N1	14-JAN-2006 19:28:04	Straylight	44.000	1	9Alp CMa	-1.4400	11000.	88	20265	No
341	GOM_NL__2PRFIN20060114_193033_00000392044_00171_20265_7626.N1	14-JAN-2006 19:30:33	Straylight	39.000	56	53Kap Ori	2.0650	30000.	78	20265	No
342	GOM_NL__2PRFIN20060114_193143_00000382044_00171_20265_7627.N1	14-JAN-2006 19:31:43	Straylight	38.000	125	44Iot Ori	2.7700	30000.	76	20265	No
343	GOM_NL__2PRFIN20060114_193301_00000402044_00171_20265_7628.N1	14-JAN-2006 19:33:01	Tw_i_and_stray	40.000	30	46Eps Ori	1.6940	30000.	80	20265	No
344	GOM_NL__2PRFIN20060114_193514_00000522044_00171_20265_7629.N1	14-JAN-2006 19:35:14	Tw_i_and_stray	52.000	14	58Alp Ori	0.87000	3000.0	104	20265	No
345	GOM_NL__2PRFIN20060114_193911_00000352044_00171_20265_7630.N1	14-JAN-2006 19:39:11	Bright	35.000	176	23Zet Tau	3.0200	22000.	70	20265	No
346	GOM_NL__2PRFIN20060114_194120_00000372044_00171_20265_7631.N1	14-JAN-2006 19:41:20	Bright	37.000	28	12Bet Tau	1.6500	15200.	74	20265	No
347	GOM_NL__2PRFIN20060114_194254_00000382044_00171_20265_7632.N1	14-JAN-2006 19:42:54	Bright	37.500	114	3Iot Aur	2.6930	4600.0	75	20265	No
348	GOM_NL__2PRFIN20060114_194549_00000372044_00171_20265_7633.N1	14-JAN-2006 19:45:49	Bright	37.000	42	34Bet Aur	1.9000	10200.	74	20265	No
349	GOM_NL__2PRFIN20060114_195821_00000362044_00171_20265_7634.N1	14-JAN-2006 19:58:21	Bright	35.500	49	1Alp UMi	1.9900	6300.0	71	20265	No
350	GOM_NL__2PRFIN20060114_200912_00000502044_00171_20265_7635.N1	14-JAN-2006 20:09:12	Bright	50.000	130	23Bet Dra	2.7990	5800.0	100	20265	No
351	GOM_NL__2PRFIN20060114_201529_00000352044_00171_20265_7636.N1	14-JAN-2006 20:15:29	Bright	35.000	133	40Zet Her	2.8070	6000.0	70	20265	No
352	GOM_NL__2PRFIN20060114_202017_00000342044_00171_20265_7637.N1	14-JAN-2006 20:20:17	Bright	34.000	59	55Alp Oph	2.0800	8900.0	68	20265	No
353	GOM_NL__2PRFIN20060114_202733_00000402044_00171_20265_7638.N1	14-JAN-2006 20:27:33	Bright	39.500	98	13Zet Oph	2.5710	30000.	79	20265	No
354	GOM_NL__2PRFIN20060114_203200_00000452044_00171_20265_7639.N1	14-JAN-2006 20:32:00	Tw_i_and_stray	44.500	16	21Alp Sco	1.0200	3000.0	89	20265	No
355	GOM_NL__2PRFIN20060114_203343_00000432044_00171_20265_7640.N1	14-JAN-2006 20:33:43	Twilight	42.500	75	26Eps Sco	2.2910	4250.0	85	20265	No
356	GOM_NL__2PRFIN20060114_203714_00000382044_00171_20265_7641.N1	14-JAN-2006 20:37:14	Dark	38.000	131	Gam Lup	2.8000	26000.	76	20265	No
357	GOM_NL__2PRFIN20060114_203858_00000292044_00171_20265_7642.N1	14-JAN-2006 20:38:58	Dark	29.000	109	Bet Lup	2.6770	26000.	58	20265	No
358	GOM_NL__2PRFIN20060114_204029_00000402044_00171_20265_7643.N1	14-JAN-2006 20:40:29	Dark	40.000	78	Alp Lup	2.3040	28000.	80	20265	No
359	GOM_NL__2PRFIN20060114_204208_00000362044_00172_20266_7616.N1	14-JAN-2006 20:42:08	Dark	36.000	134	Bet TrA	2.8100	6600.0	72	20266	No
360	GOM_NL__2PRFIN20060114_204403_00000412044_00172_20266_7617.N1	14-JAN-2006 20:44:03	Dark	40.500	10	Bet Cen	0.61000	28000.	81	20266	No
361	GOM_NL__2PRFIN20060114_205044_00000382044_00172_20266_7618.N1	14-JAN-2006 20:50:44	Dark	37.500	124	The Car	2.7640	30000.	75	20266	No
362	GOM_NL__2PRFIN20060114_205207_00000392044_00172_20266_7619.N1	14-JAN-2006 20:52:07	Dark	38.500	29	Bet Car	1.6720	10200.	77	20266	No
363	GOM_NL__2PRFIN20060114_205401_00000392044_00172_20266_7620.N1	14-JAN-2006 20:54:01	Dark	38.500	71	Iot Car	2.2460	7700.0	77	20266	No
364	GOM_NL__2PRFIN20060114_205517_00000502044_00172_20266_7621.N1	14-JAN-2006 20:55:17	Dark	49.500	41	Eps Car	1.8600	4100.0	99	20266	No
365	GOM_NL__2PRFIN20060114_205855_00000502044_00172_20266_7622.N1	14-JAN-2006 20:58:55	Dark	50.000	2	Alp Car	-0.73600	7000.0	100	20266	No
366	GOM_NL__2PRFIN20060114_210227_00000442044_00172_20266_7623.N1	14-JAN-2006 21:02:27	Straylight	43.500	117	Pi Pup	2.7060	3800.0	87	20266	No
367	GOM_NL__2PRFIN20060114_210501_00000432044_00172_20266_7624.N1	14-JAN-2006 21:05:01	Straylight	43.000	23	21Eps CMa	1.5020	26000.	86	20266	No
368	GOM_NL__2PRFIN20060114_210626_00000412044_00172_20266_7625.N1	14-JAN-2006 21:06:26	Straylight	40.500	179	24Omi2CMa	3.0320	24000.	81	20266	No
369	GOM_NL__2PRFIN20060114_210840_00000512044_00172_20266_7626.N1	14-JAN-2006 21:08:40	Straylight	50.500	1	9Alp CMa	-1.4400	11000.	101	20266	No
370	GOM_NL__2PRFIN20060114_211109_00000402044_00172_20266_7627.N1	14-JAN-2006 21:11:09	Straylight	40.000	56	53Kap Ori	2.0650	30000.	80	20266	No
371	GOM_NL__2PRFIN20060114_211219_00000402044_00172_20266_7628.N1	14-JAN-2006 21:12:19	Straylight	39.500	125	44Iot Ori	2.7700	30000.	79	20266	No
372	GOM_NL__2PRFIN20060114_211337_00000412044_00172_20266_7629.N1	14-JAN-2006 21:13:37	Tw_i_and_stray	41.000	30	46Eps Ori	1.6940	30000.	82	20266	No
373	GOM_NL__2PRFIN20060114_211550_00000512044_00172_20266_7630.N1	14-JAN-2006 21:15:50	Tw_i_and_stray	51.000	14	58Alp Ori	0.87000	3000.0	102	20266	No
374	GOM_NL__2PRFIN20060114_211947_00000352044_00172_20266_7631.N1	14-JAN-2006 21:19:47	Bright	34.500	176	23Zet Tau	3.0200	22000.	69	20266	No
375	GOM_NL__2PRFIN20060114_212156_00000362044_00172_20266_7632.N1	14-JAN-2006 21:21:56	Bright	35.500	28	12Bet Tau	1.6500	15200.	71	20266	No
376	GOM_NL__2PRFIN20060114_212330_00000372044_00172_20266_7633.N1	14-JAN-2006 21:23:30	Bright	36.500	114	3Iot Aur	2.6930	4600.0	73	20266	No
377	GOM_NL__2PRFIN20060114_212625_00000372044_00172_20266_7634.N1	14-JAN-2006 21:26:25	Bright	37.000	42	34Bet Aur	1.9000	10200.	74	20266	No
378	GOM_NL__2PRFIN20060114_213857_00000352044_00172_20266_7635.N1	14-JAN-2006 21:38:57	Bright	35.000	49	1Alp UMi	1.9900	6300.0	70	20266	No
379	GOM_NL__2PRFIN20060114_214948_00000352044_00172_20266_7636.N1	14-JAN-2006 21:49:48	Bright	35.000	130	23Bet Dra	2.7990	5800.0	70	20266	No
380	GOM_NL__2PRFIN20060114_215605_00000542044_00172_20266_7637.N1	14-JAN-2006 21:56:05	Bright	54.000	133	40Zet Her	2.8070	6000.0	108	20266	No
381	GOM_NL__2PRFIN20060114_220053_00000342044_00172_20266_7638.N1	14-JAN-2006 22:00:53	Bright	33.500	59	55Alp Oph	2.0800	8900.0	67	20266	No
382	GOM_NL__2PRFIN20060114_220809_00000362044_00172_20266_7639.N1	14-JAN-2006 22:08:09	Bright	36.000	98	13Zet Oph	2.5710	30000.	72	20266	No
383	GOM_NL__2PRFIN20060114_221237_00000532044_00172_20266_7640.N1	14-JAN-2006 22:12:37	Tw_i_and_stray	53.000	16	21Alp Sco	1.0200	3000.0	106	20266	No
384	GOM_NL__2PRFIN20060114_221419_00000442044_00172_20266_7641.N1	14-JAN-2006 22:14:19	Twilight	44.000	75	26Eps Sco	2.2910	4250.0	88	20266	No
385	GOM_NL__2PRFIN20060114_221935_00000202044_00172_20266_7642.N1	14-JAN-2006 22:19:35	Dark	20.000	109	Bet Lup	2.6770	26000.	40	20266	No
386	GOM_NL__2PRFIN20060114_222105_00000402044_00172_20266_7643.N1	14-JAN-2006 22:21:05	Dark	40.000	78	Alp Lup	2.3040	28000.	80	20266	No
387	GOM_NL__2PRFIN20060114_222244_00000372044_00173_20267_7637.N1	14-JAN-2006 22:22:44	Dark	37.000	134	Bet TrA	2.8100	6600.0	74	20267	No
388	GOM_NL__2PRFIN20060114_222439_00000402044_00173_20267_7638.N1	14-JAN-2006 22:24:39	Dark	40.000	10	Bet Cen	0.61000	28000.	80	20267	No
389	GOM_NL__2PRFIN20060114_223120_00000372044_00173_20267_7639.N1	14-JAN-2006 22:31:20	Dark	36.500	124	The Car	2.7640	30000.	73	20267	No
390	GOM_NL__2PRFIN20060114_223243_00000382044_00173_20267_7640.N1	14-JAN-2006 22:32:43	Dark	38.000	29	Bet Car	1.6720	10200.	76	20267	No
391	GOM_NL__2PRFIN20060114_223438_00000402044_00173_20267_7641.N1	14-JAN-2006 22:34:38	Dark	40.000	71	Iot Car	2.2460	7700.0	80	20267	No
392	GOM_NL__2PRFIN20060114_223553_00000502044_00173_20267_7642.N1	14-JAN-2006 22:35:53	Dark	50.000	41	Eps Car	1.8600	4100.0	100	20267	No
393	GOM_NL__2PRFIN20060114_223931_00000432044_00173_20267_7643.N1	14-JAN-2006 22:39:31	Dark	42.500	2	Alp Car	-0.73600	7000.0	85	20267	No
394	GOM_NL__2PRFIN20060114_224303_00000432044_00173_20267_7644.N1	14-JAN-2006 22:43:03	Straylight	42.500	117	Pi Pup	2.7060	3800.0	85	20267	No
395	GOM_NL__2PRFIN20060114_224537_00000422044_00173_20267_7645.N1	14-JAN-2006 22:45:37	Straylight	42.000	23	21Eps CMa	1.5020	26000.	84	20267	No
396	GOM_NL__2PRFIN20060114_224702_00000402044_00173_20267_7646.N1	14-JAN-2006 22:47:02	Straylight	40.000	179	24Omi2CMa	3.0320	24000.	80	20267	No

397	GOM_NL__2PRFIN20060114_224916_000000462044_00173_20267_7647.N1	14-JAN-2006 22:49:16	Straylight	45.500	1	9Alp CMa	-1.4400	11000.	91	20267	No
398	GOM_NL__2PRFIN20060114_225145_000000392044_00173_20267_7648.N1	14-JAN-2006 22:51:45	Straylight	38.500	56	53Kap Ori	2.0650	30000.	77	20267	No
399	GOM_NL__2PRFIN20060114_225255_000000382044_00173_20267_7649.N1	14-JAN-2006 22:52:55	Straylight	37.500	125	44Iot Ori	2.7700	30000.	75	20267	No
400	GOM_NL__2PRFIN20060114_225413_000000402044_00173_20267_7650.N1	14-JAN-2006 22:54:13	Twilight	40.000	30	46Eps Ori	1.6940	30000.	80	20267	No
401	GOM_NL__2PRFIN20060114_225626_000000492044_00173_20267_7651.N1	14-JAN-2006 22:56:26	Twilight	48.500	14	58Alp Ori	0.87000	3000.0	97	20267	No
402	GOM_NL__2PRFIN20060114_230023_000000352044_00173_20267_7652.N1	14-JAN-2006 23:00:23	Bright	34.500	176	23Zet Tau	3.0200	22000.	69	20267	No
403	GOM_NL__2PRFIN20060114_230232_000000362044_00173_20267_7653.N1	14-JAN-2006 23:02:32	Bright	36.000	28	12Bet Tau	1.6500	15200.	72	20267	No
404	GOM_NL__2PRFIN20060114_230407_000000372044_00173_20267_7654.N1	14-JAN-2006 23:04:07	Bright	37.000	114	3Iot Aur	2.6930	4600.0	74	20267	No
405	GOM_NL__2PRFIN20060114_230701_000000362044_00173_20267_7655.N1	14-JAN-2006 23:07:01	Bright	35.500	42	34Bet Aur	1.9000	10200.	71	20267	No
406	GOM_NL__2PRFIN20060114_231933_000000352044_00173_20267_7656.N1	14-JAN-2006 23:19:33	Bright	34.500	49	1Alp UMi	1.9900	6300.0	69	20267	No
407	GOM_NL__2PRFIN20060114_233024_000000342044_00173_20267_7657.N1	14-JAN-2006 23:30:24	Bright	33.500	130	23Bet Dra	2.7990	5800.0	67	20267	No
408	GOM_NL__2PRFIN20060114_233641_000000372044_00173_20267_7658.N1	14-JAN-2006 23:36:41	Bright	37.000	133	40Zet Her	2.8070	6000.0	74	20267	No
409	GOM_NL__2PRFIN20060114_234129_000000332044_00173_20267_7659.N1	14-JAN-2006 23:41:29	Bright	32.500	59	55Alp Oph	2.0800	8900.0	65	20267	No
410	GOM_NL__2PRFIN20060114_234846_000000362044_00173_20267_7660.N1	14-JAN-2006 23:48:46	Bright	35.500	98	13Zet Oph	2.5710	30000.	71	20267	No
411	GOM_NL__2PRFIN20060114_235313_000000472044_00173_20267_7661.N1	14-JAN-2006 23:53:13	Twilight	47.000	16	21Alp Sco	1.0200	3000.0	94	20267	No
412	GOM_NL__2PRFIN20060114_235455_000000422044_00173_20267_7662.N1	14-JAN-2006 23:54:55	Twilight	42.000	75	26Eps Sco	2.2910	4250.0	84	20267	No
413	GOM_NL__2PRFIN20060114_235827_000000382044_00173_20267_7663.N1	14-JAN-2006 23:58:27	Dark	38.000	131	Gam Lup	2.8000	26000.	76	20267	No

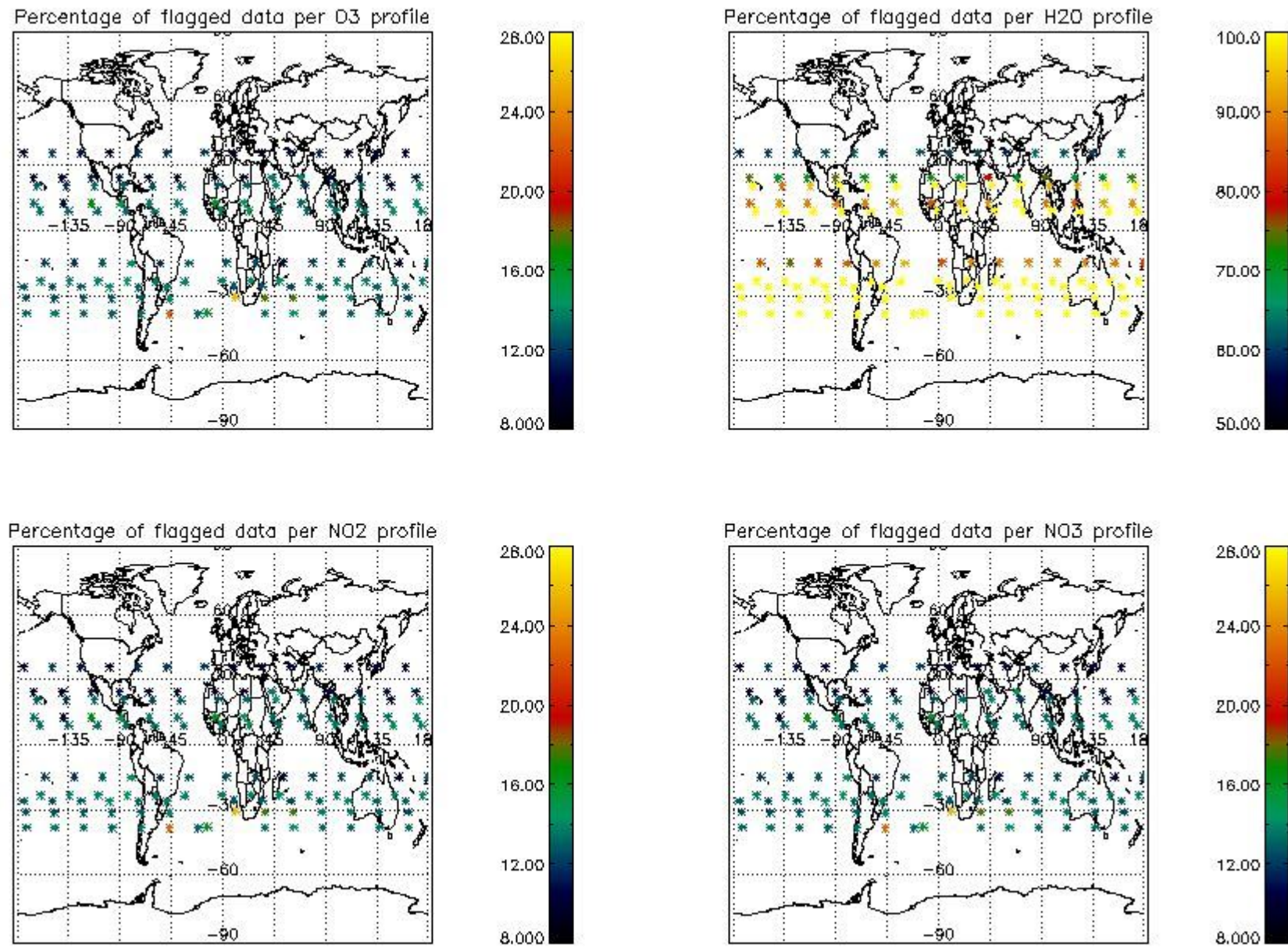
3. Quality information per product

In this section it is plotted some information contained in the Quality Summary data set of the level 2 products. Only products in dark limb conditions and without errors (error flag in the MPH set to "0") are used.

3.1 Plot quality information per product (time dependant)



3.2 Plot quality information per product (world map)

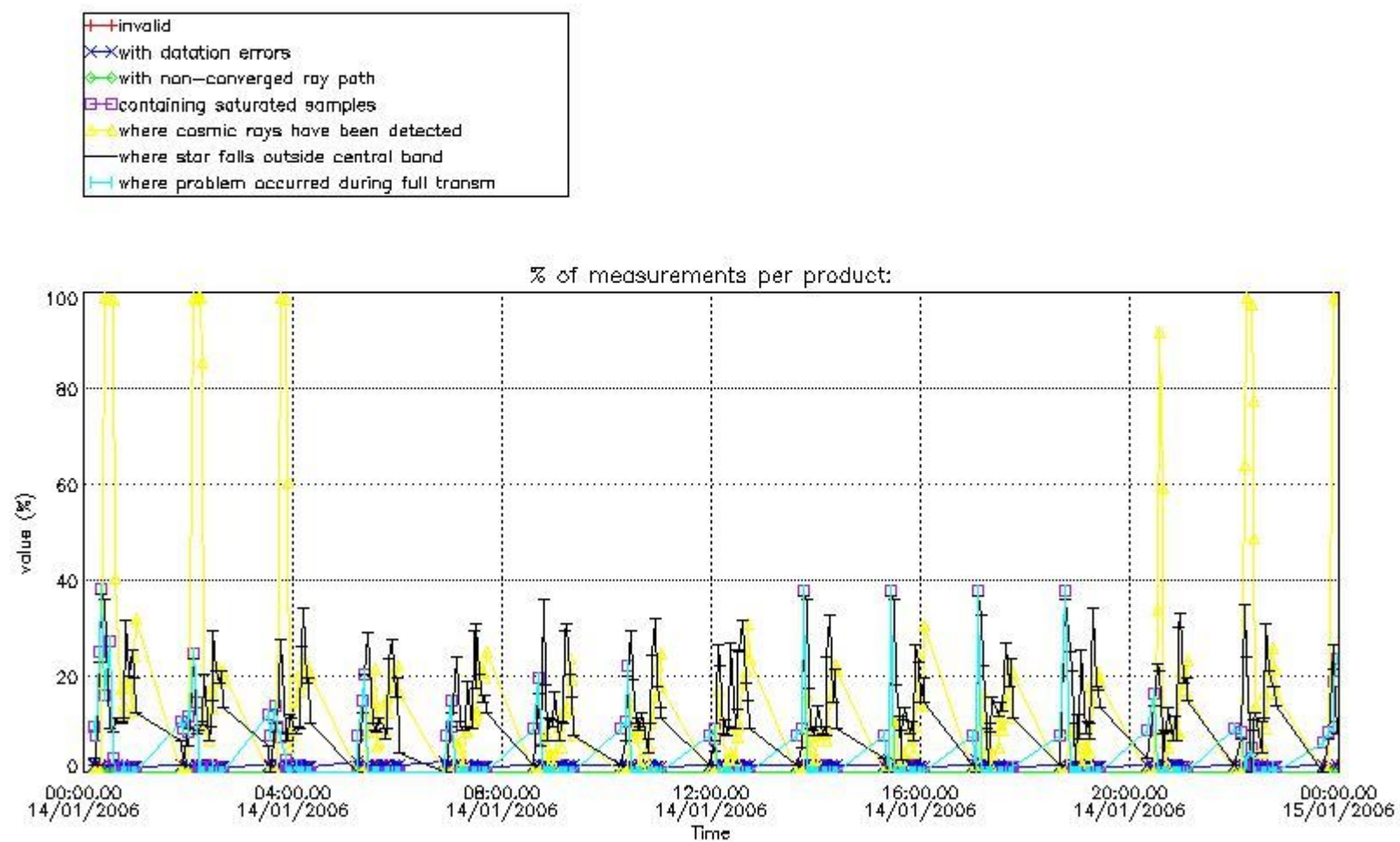


4. Level 1 quality information per product

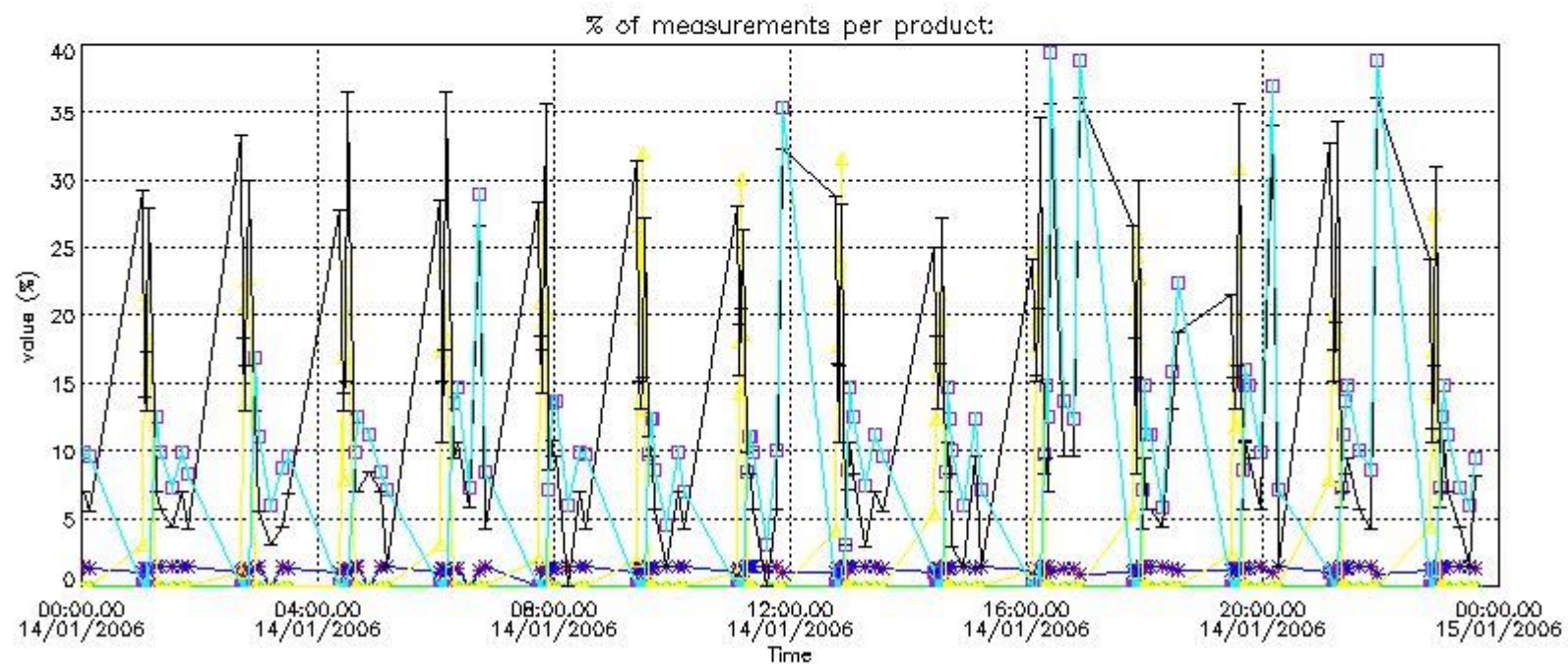
In this section it is plotted some information contained in the Quality Summary data set of the level 2 products that comes from the level 1b processing. Products without errors (error flag in the MPH set to "0") are used.

4.1 Plot quality information per product (time dependant) coming from level 1b processing

4.1.1 Plot level 1 quality information per product (time dependant): ENVISAT ASCENDING passes



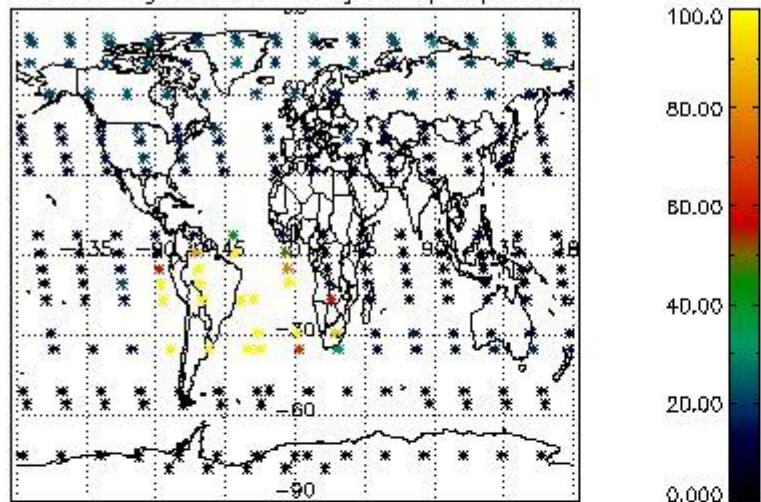
4.1.2 Plot level 1 quality information per product (time dependant): ENVISAT DESCENDING passes



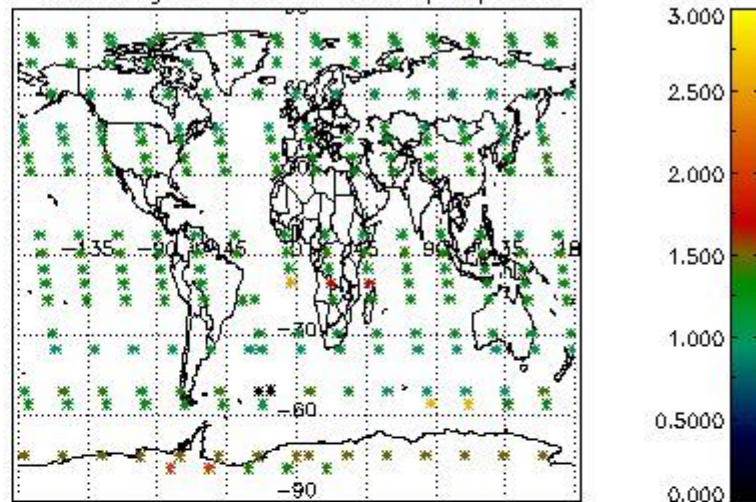
4.2 Plot quality information per product coming from level 1b processing (world map)

4.2.1 Plot level 1 quality information per product (world map): ENVISAT ASCENDING passes

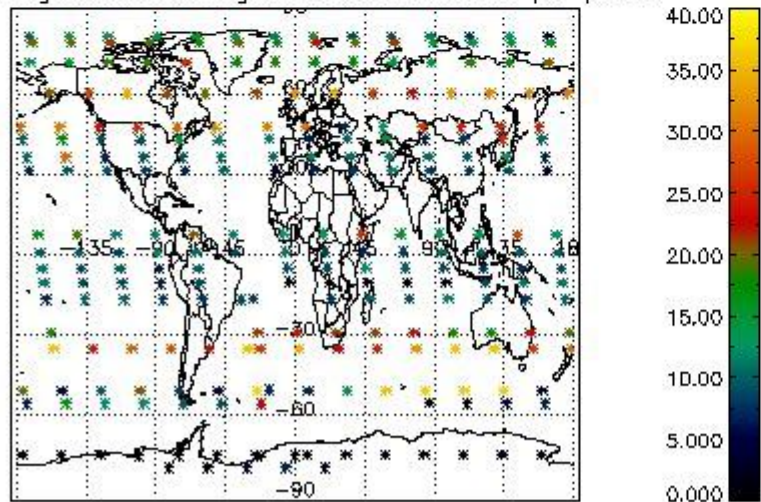
Percentage of cosmic ray hits per profile



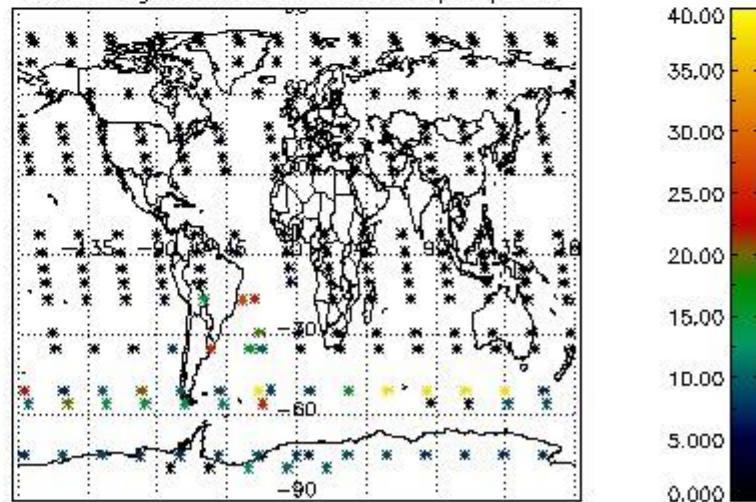
Percentage of datation errors per profile



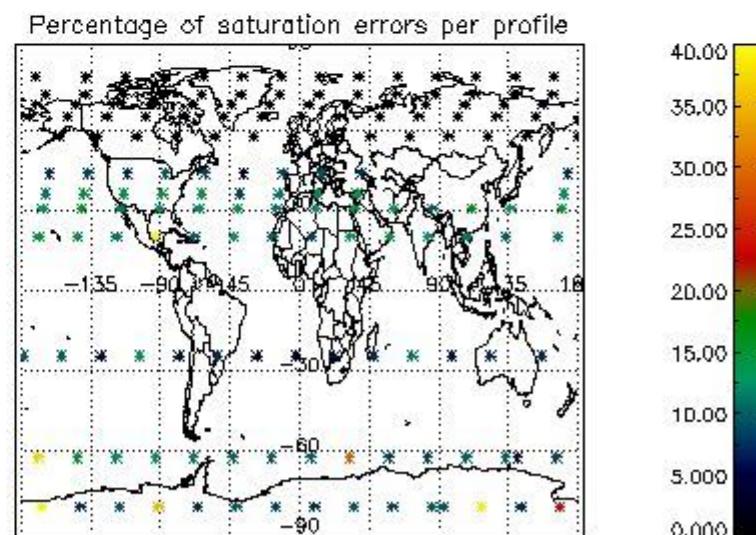
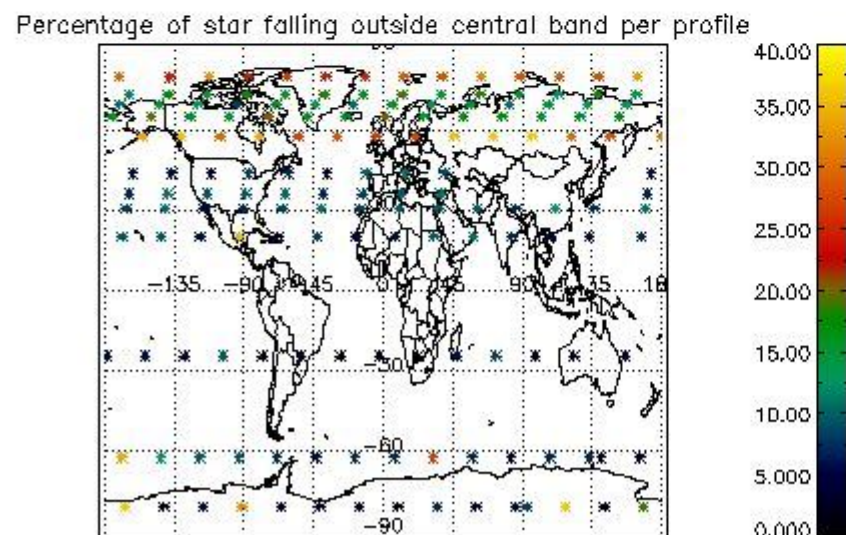
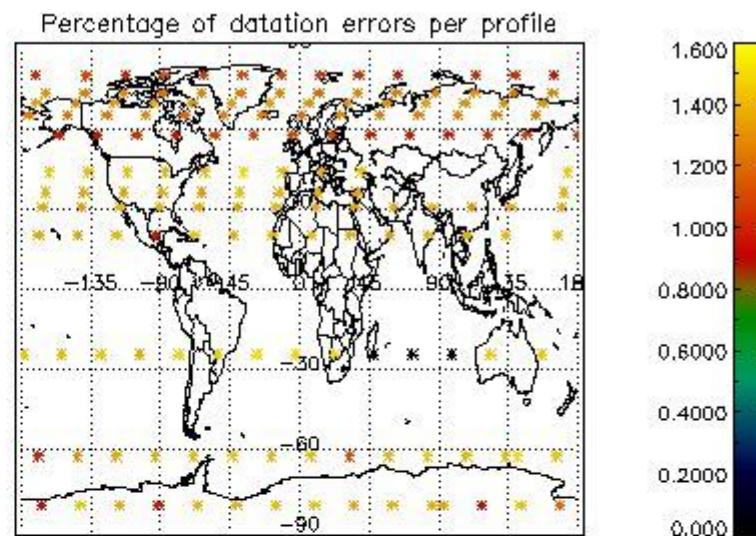
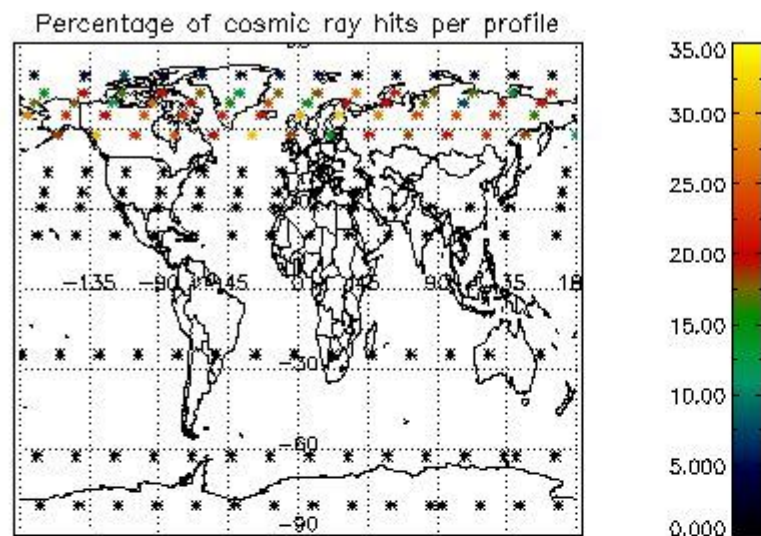
Percentage of star falling outside central band per profile



Percentage of saturation errors per profile



4.2.2 Plot level 1 quality information per product (world map): ENVISAT DESCENDING passes



5. Trace gas profiles

5.1 Ozone statistics based on quality of products

The final quality of the products can be "measured" using the STD (Standard Deviation) attached to every point profile. This information is written to the parameter GOM_NL__2P/NL_LOCAL_SPECIES_DENSITY/o3_std of the level 2 products. The table below shows the statistics for given STD ranges.

The statistics are given with respect to the overall valid production:

- Products without fatal errors: GOM_NL__2P/MPH/PRODUCT_ERR=0
- Valid point profile: GOM_NL__2P/NL_LOCAL_SPECIES_DENSITY/pcd(0)=0

The 'Criteria' is applied to valid points of dark limb products:

- Products in dark limb illumination condition: GOM_NL__2P/NL_SUMMARY_QUALITY/obs_ill_cond=0
- Products without fatal errors: GOM_NL__2P/MPH/PRODUCT_ERR=0
- Valid point profile: GOM_NL__2P/NL_LOCAL_SPECIES_DENSITY/pcd(0)=0

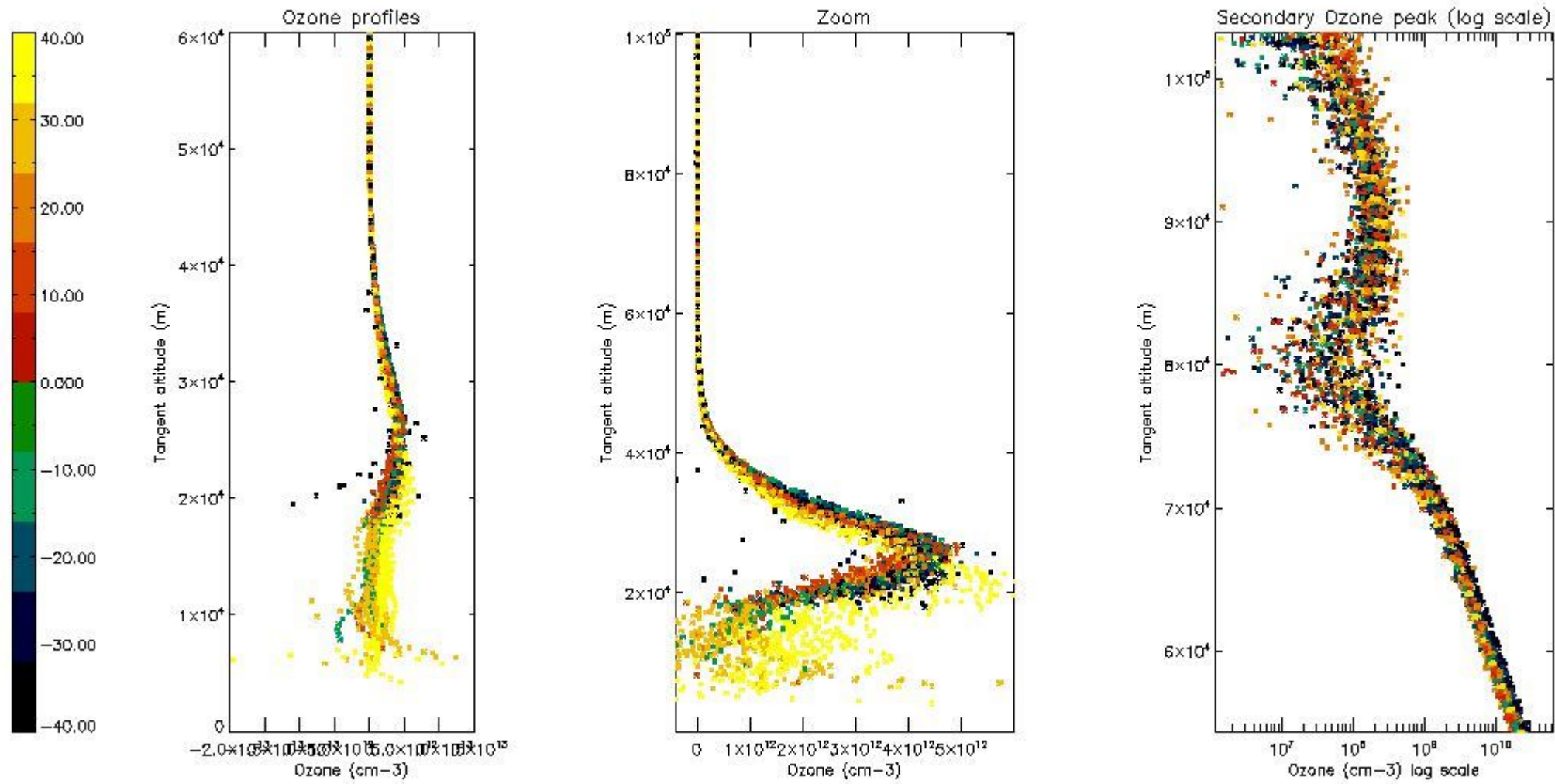
So, the table below shows the percentage of dark limb and valid observations for each criteria with respect to the overall valid daily observations.

Criteria	% of total production
All STD	34
STD < 20	21

STD < 10	17
STD < 5	11

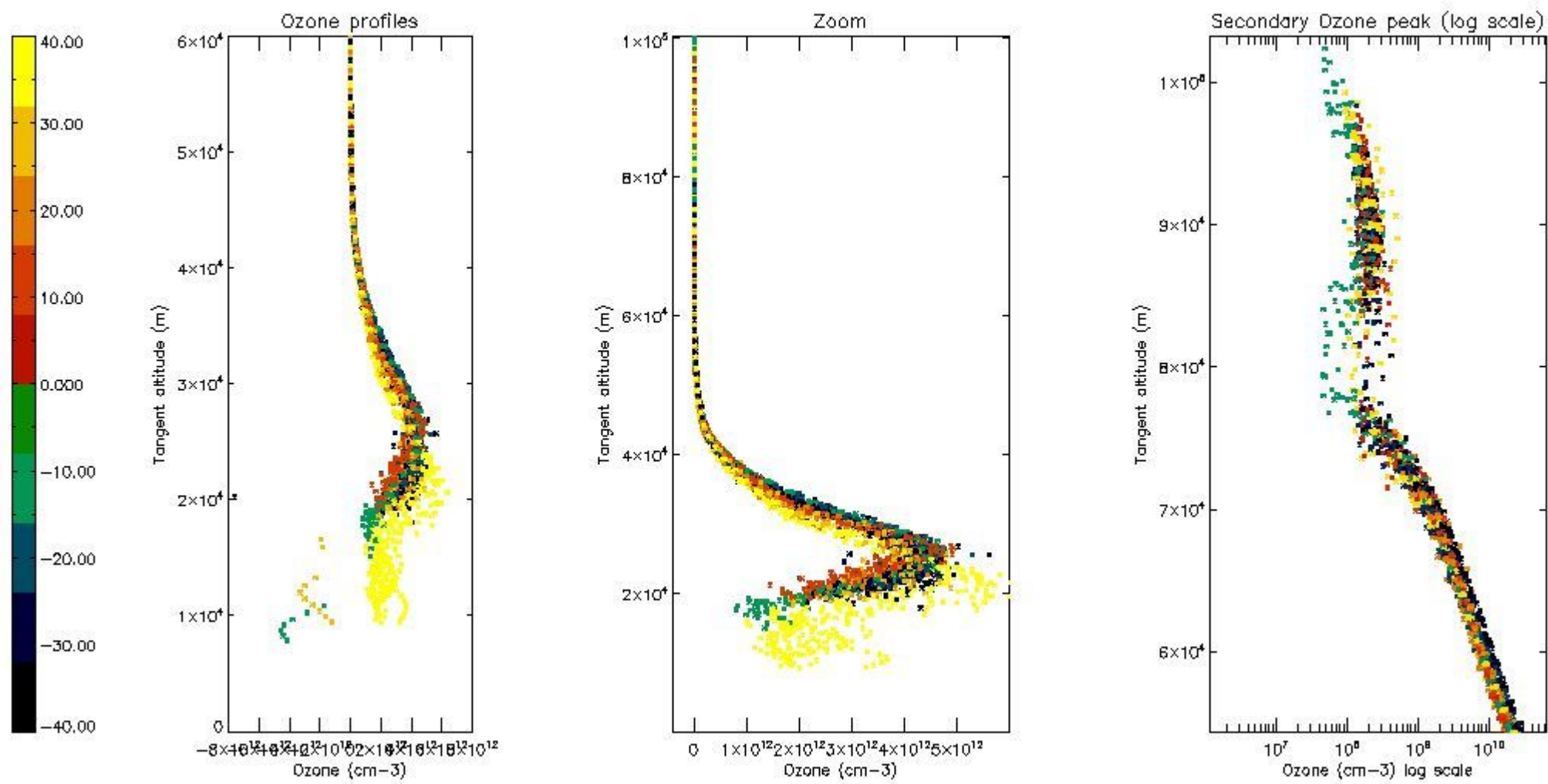
5.2 Plot ozone profiles for all STD (dark without errors)

The colorbar represents the latitude.



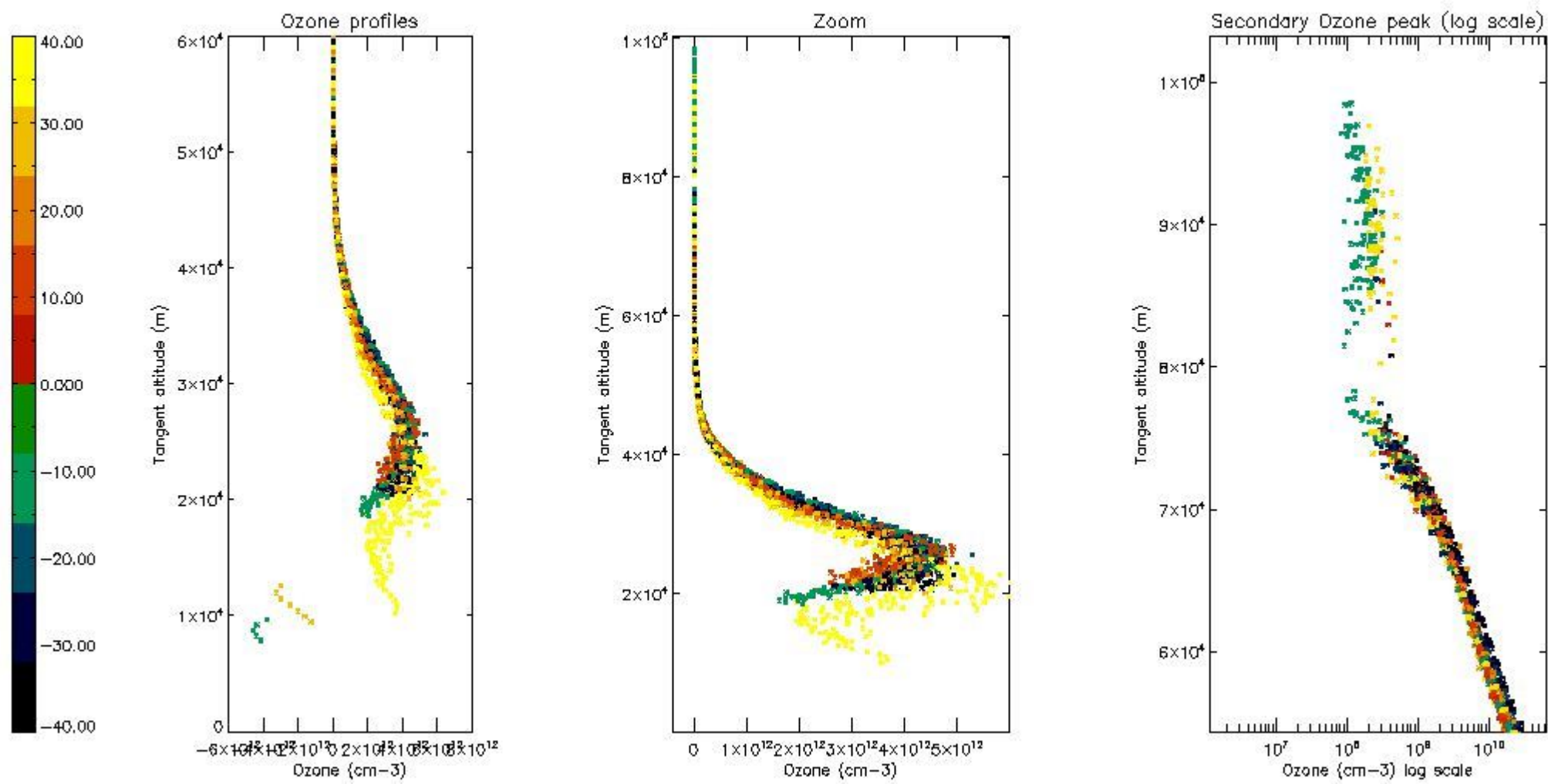
5.3 Plot ozone profiles where STD < 20% (dark without errors)

The colorbar represents the latitude.



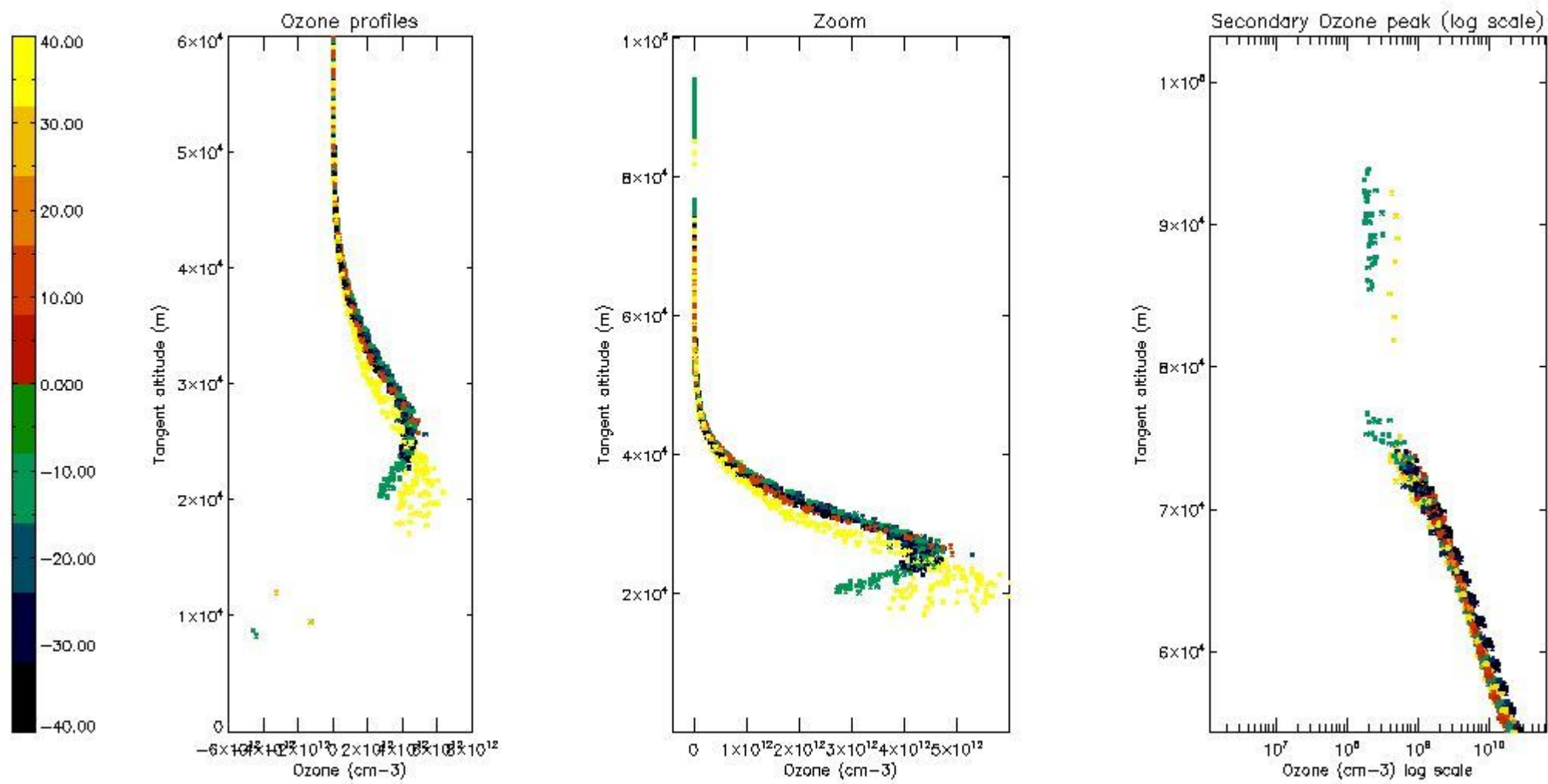
5.4 Plot ozone profiles where STD < 10% (dark without errors)

The colorbar represents the latitude.



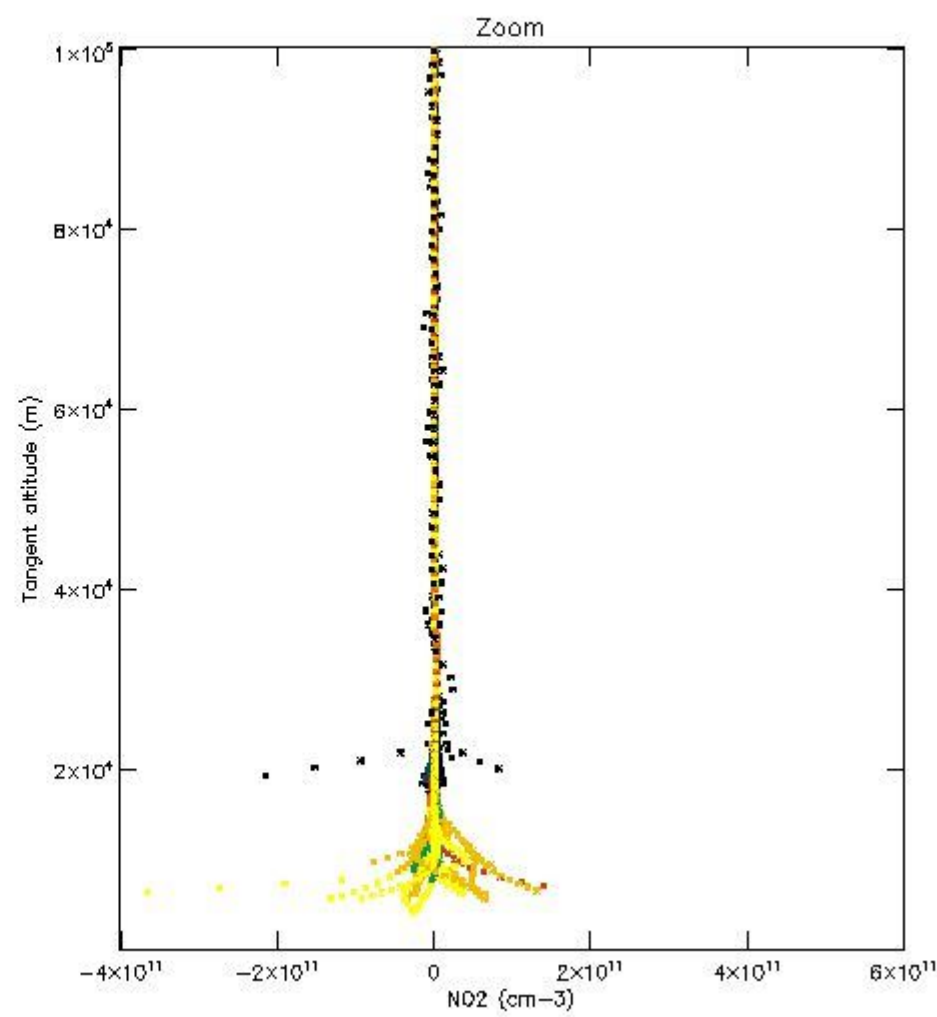
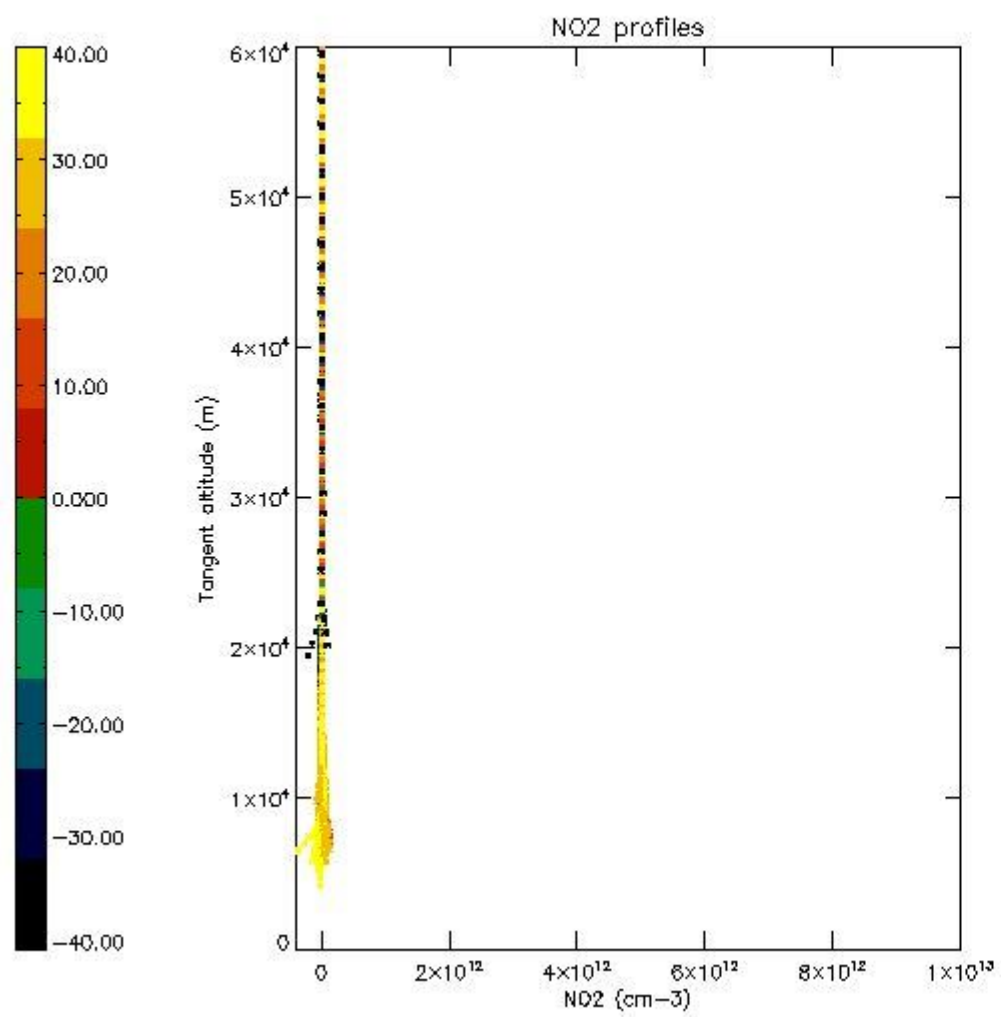
5.5 Plot ozone profiles where STD < 5% (dark without errors)

The colorbar represents the latitude.



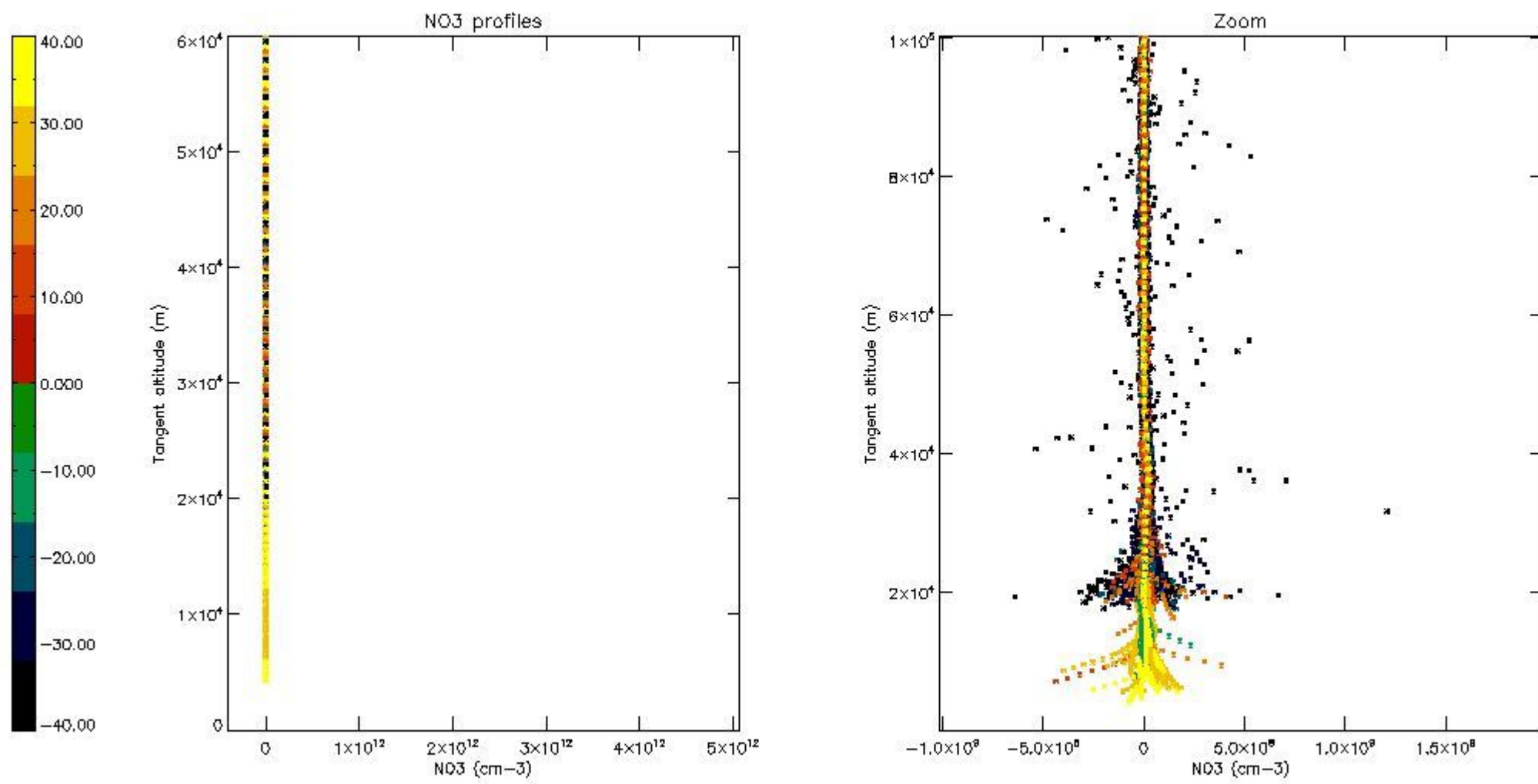
5.6 Plot NO₂ profiles for all STD (dark without errors)

The colorbar represents the latitude.



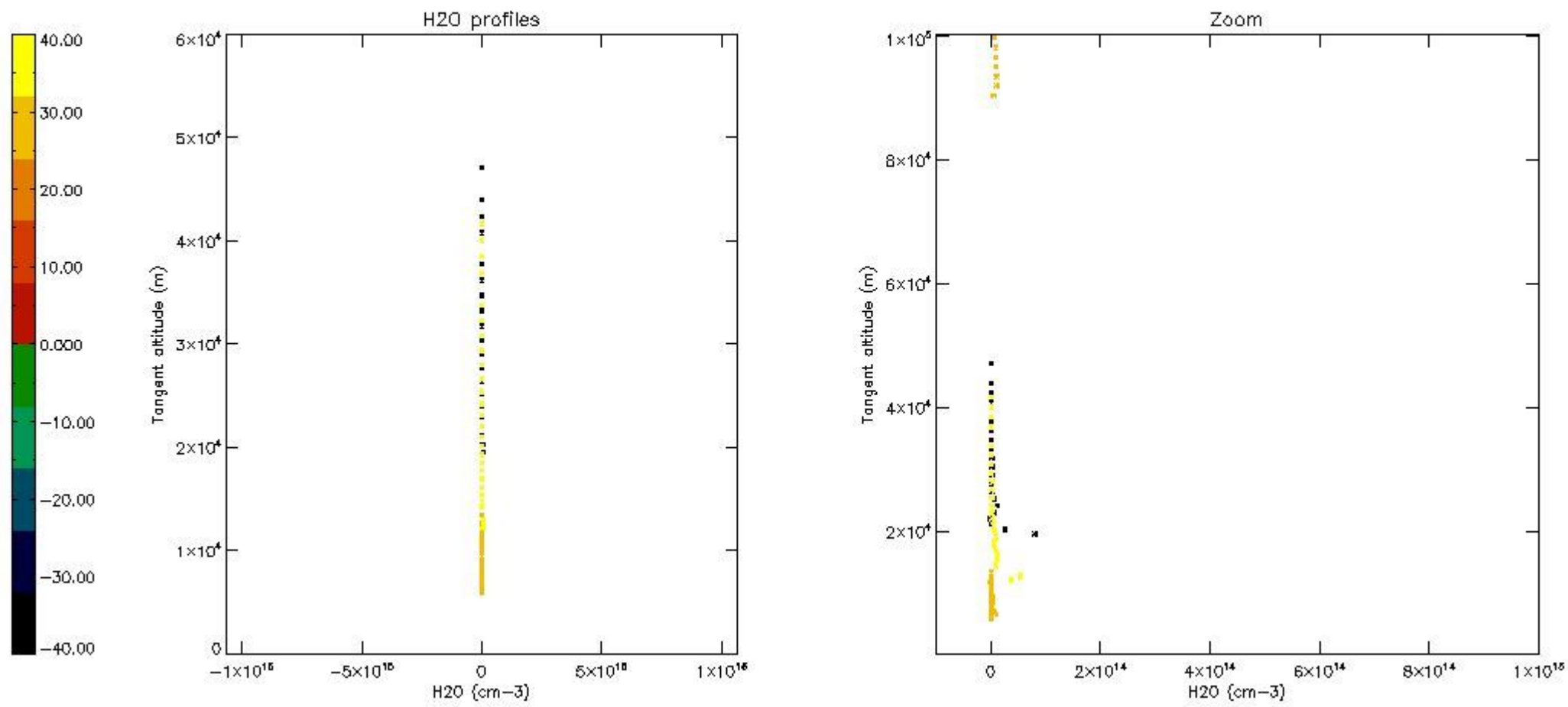
5.7 Plot NO3 profiles for all STD (dark without errors)

The colorbar represents the latitude.



5.8 Plot H2O profiles for all STD (only for occultations of stars 1,2,3,4,13,14,16,26,63 dark without errors)

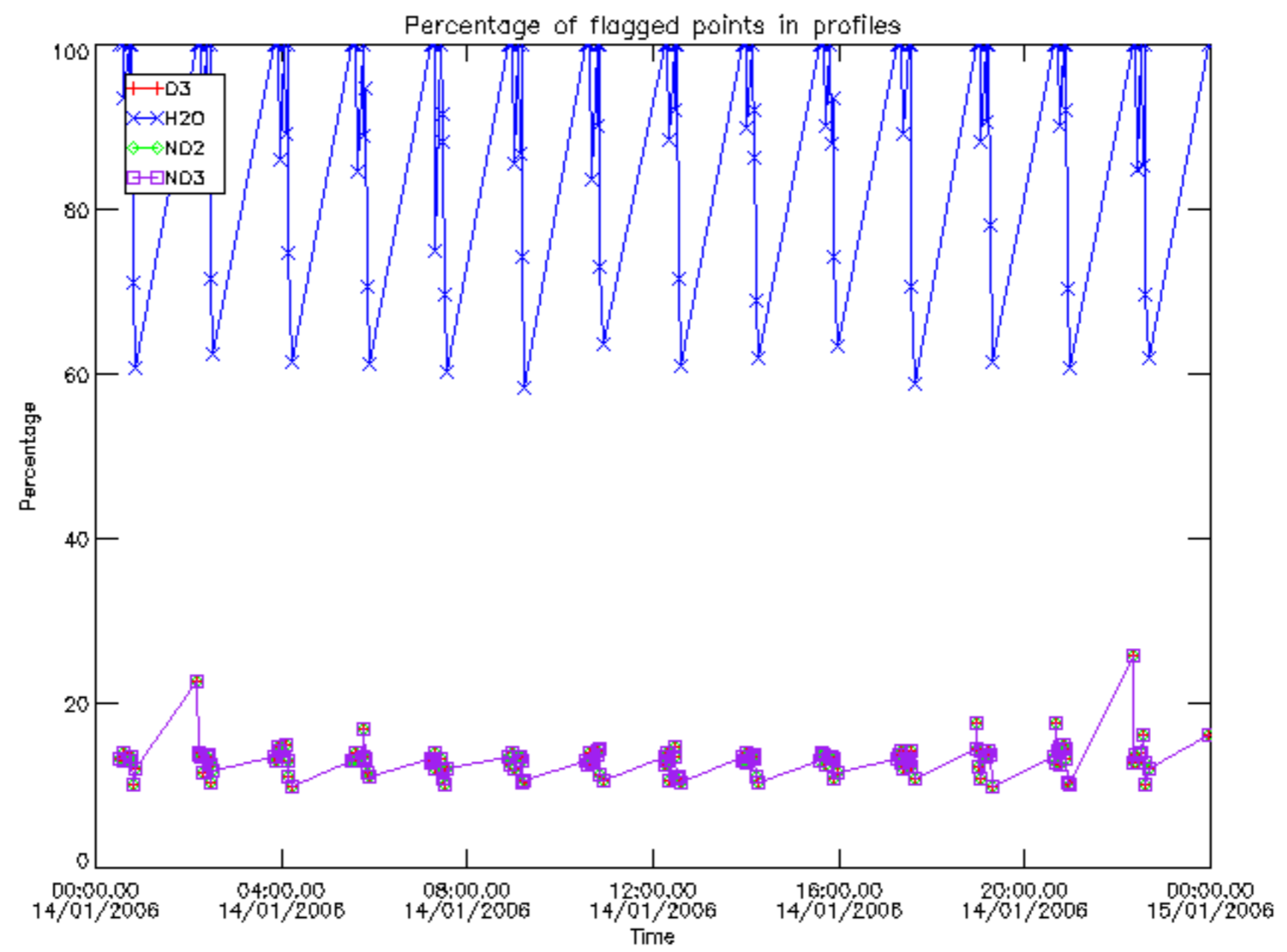
The colorbar represents the latitude.



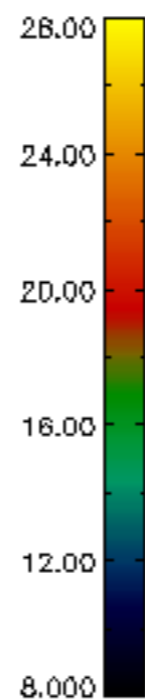
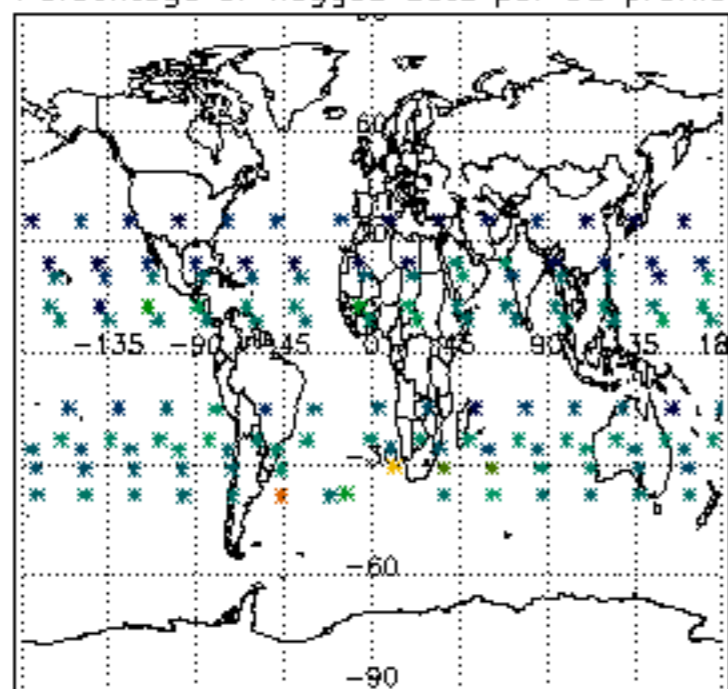
6. Auxiliary Data Files used for the production reported in section 2

The number reported in the third column indicates since which file (see list in section 2) the corresponding auxiliary file has been used. The fourth column is the date of those product files.

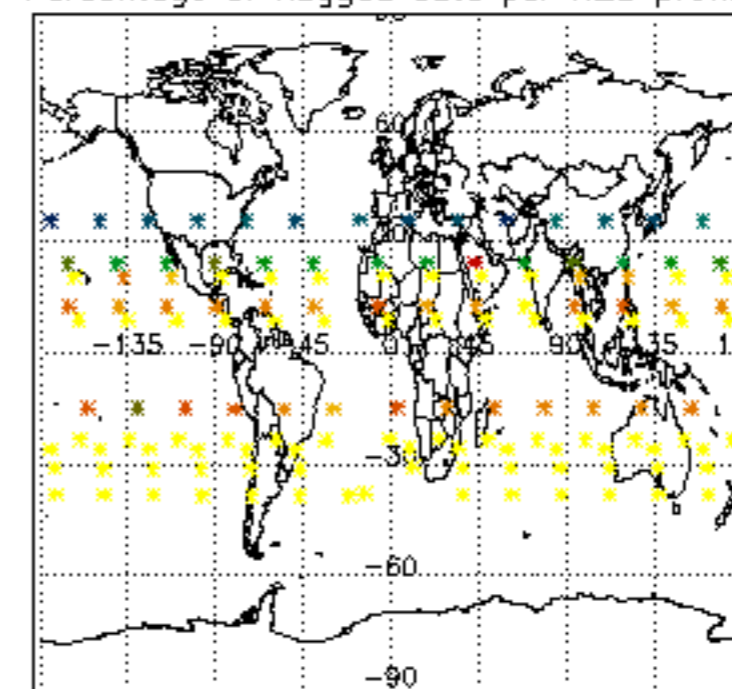
Type	Auxiliary Filename	Used since product	Used since product date
INST_PHYS_CHARACTERISTICS	GOM_INS_AXVIEC20091111_143220_20030716_120000_20500101_000000	1	14-JAN-2006 00:02:00
LEVEL-2_PROC_CONFIG	GOM_PR2_AXVIEC20091111_152718_20020301_000000_20500101_000000	1	14-JAN-2006 00:02:00
CROSS_SECTIONS_FILE	GOM_CRS_AXVIEC20091111_154832_20020301_000000_20500101_000000	1	14-JAN-2006 00:02:00



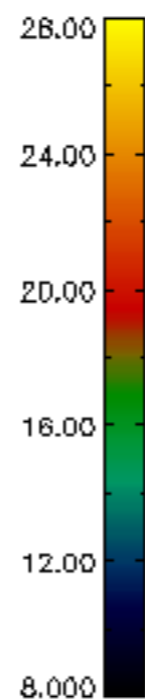
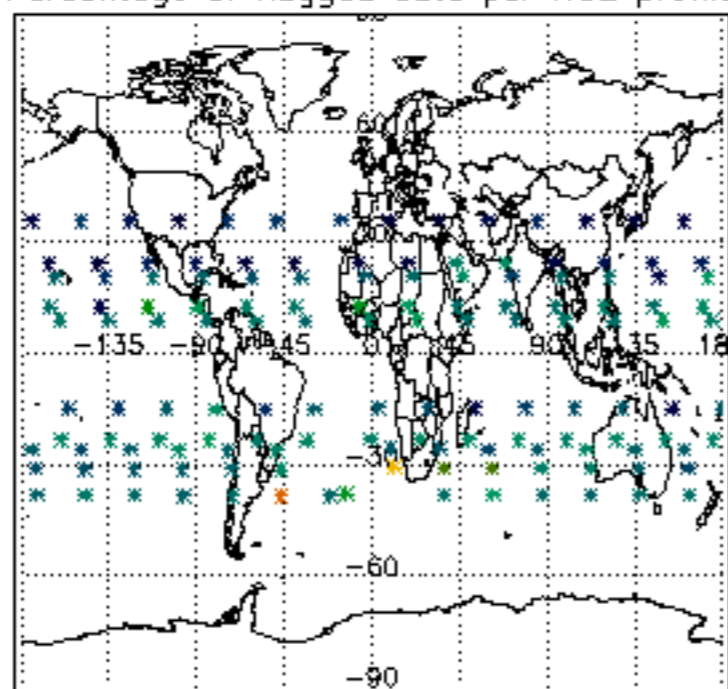
Percentage of flagged data per D3 profile



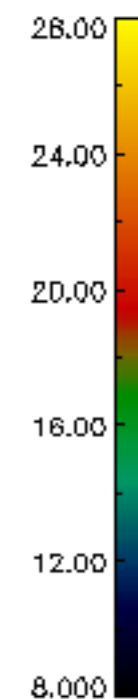
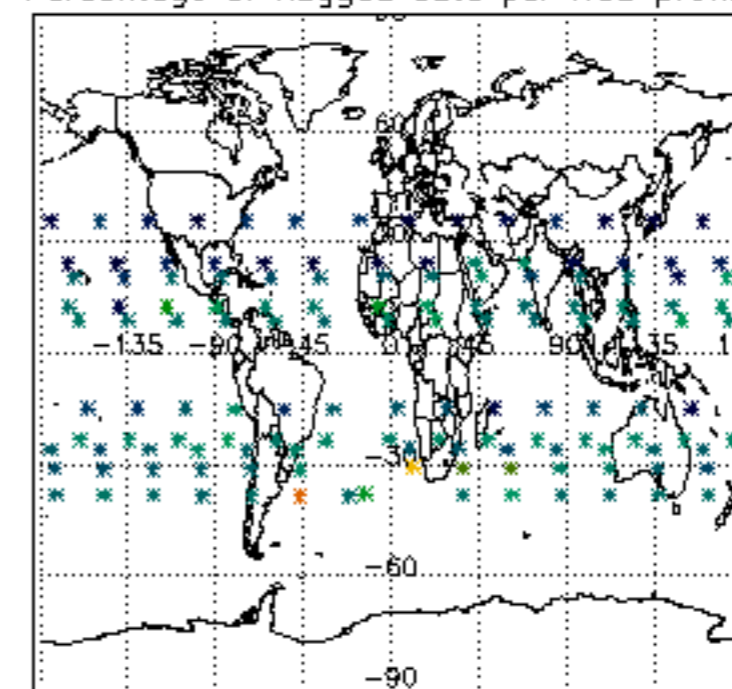
Percentage of flagged data per H2O profile

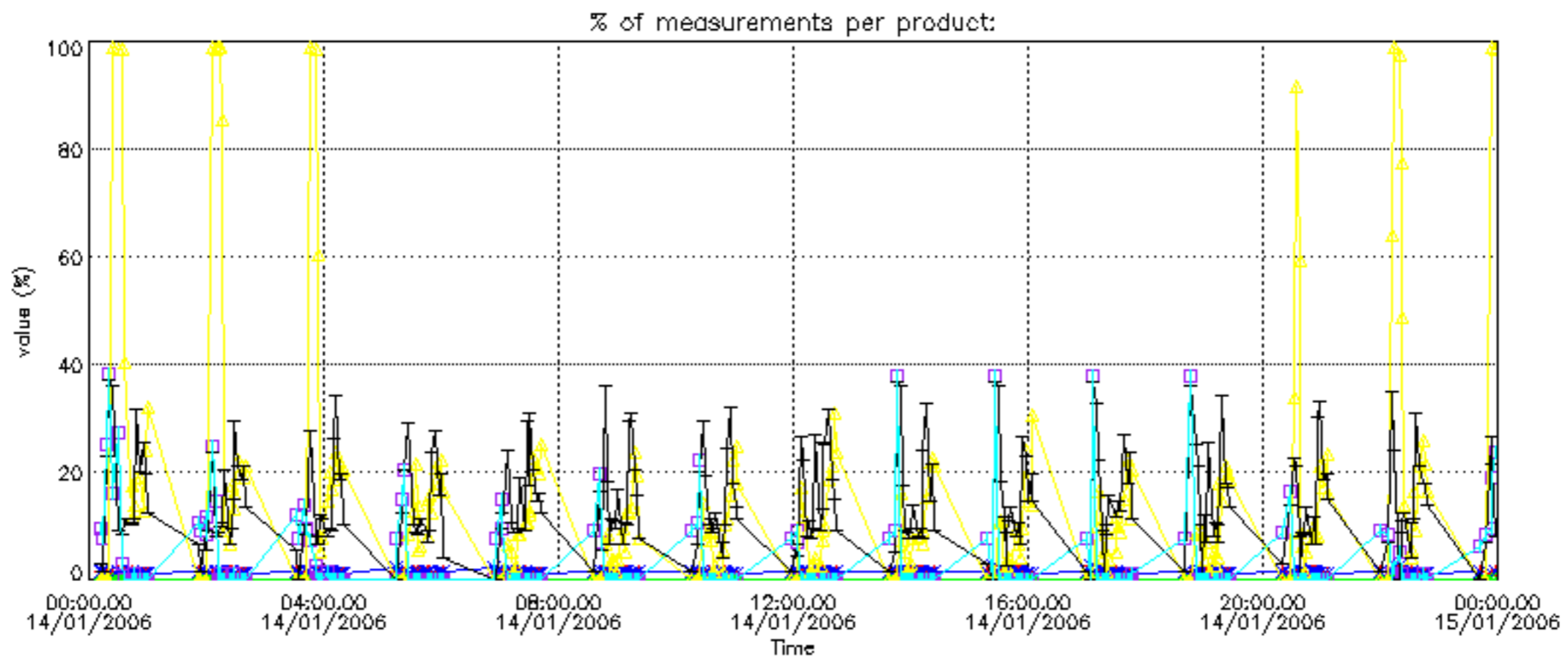


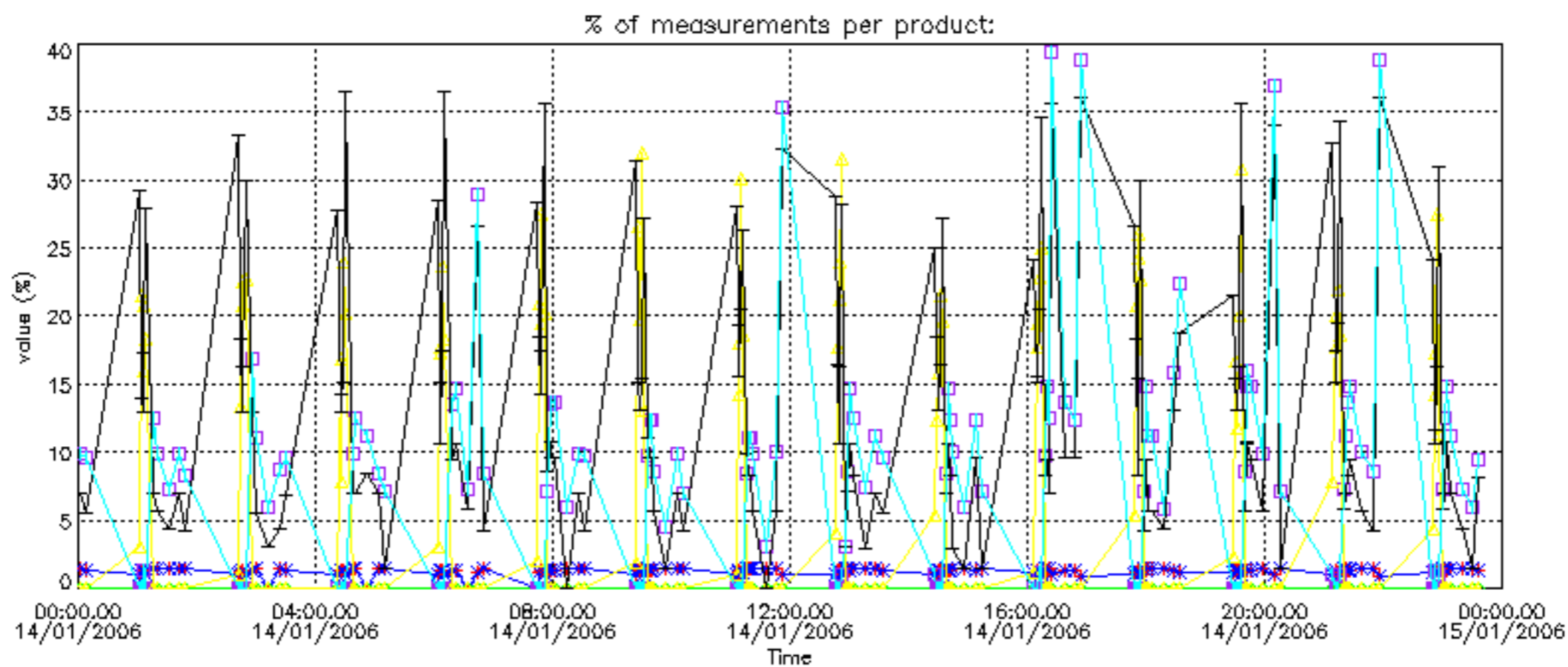
Percentage of flagged data per NO2 profile



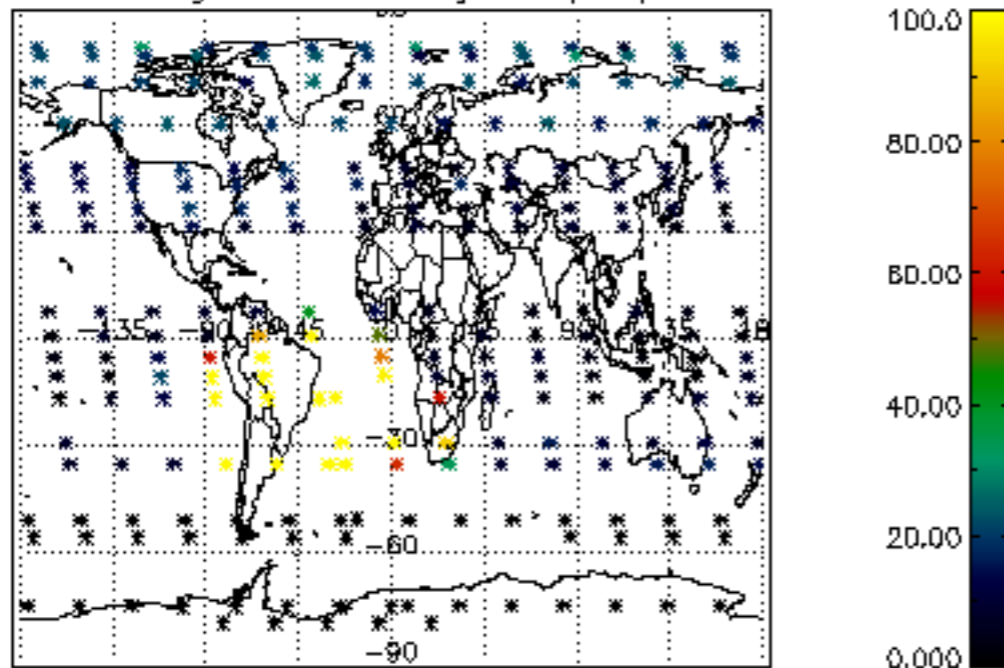
Percentage of flagged data per NO3 profile



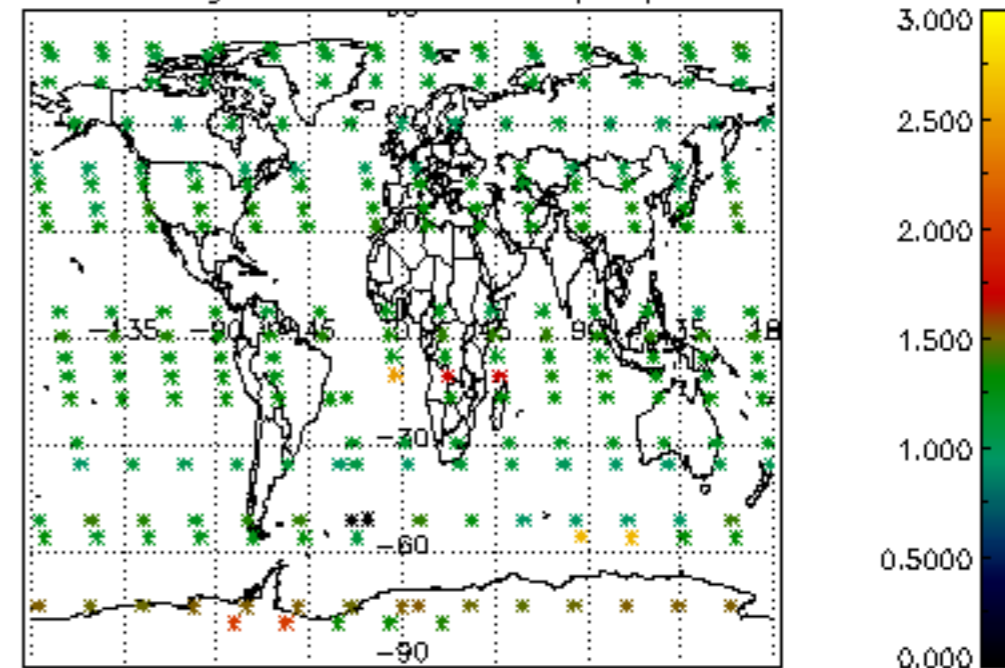




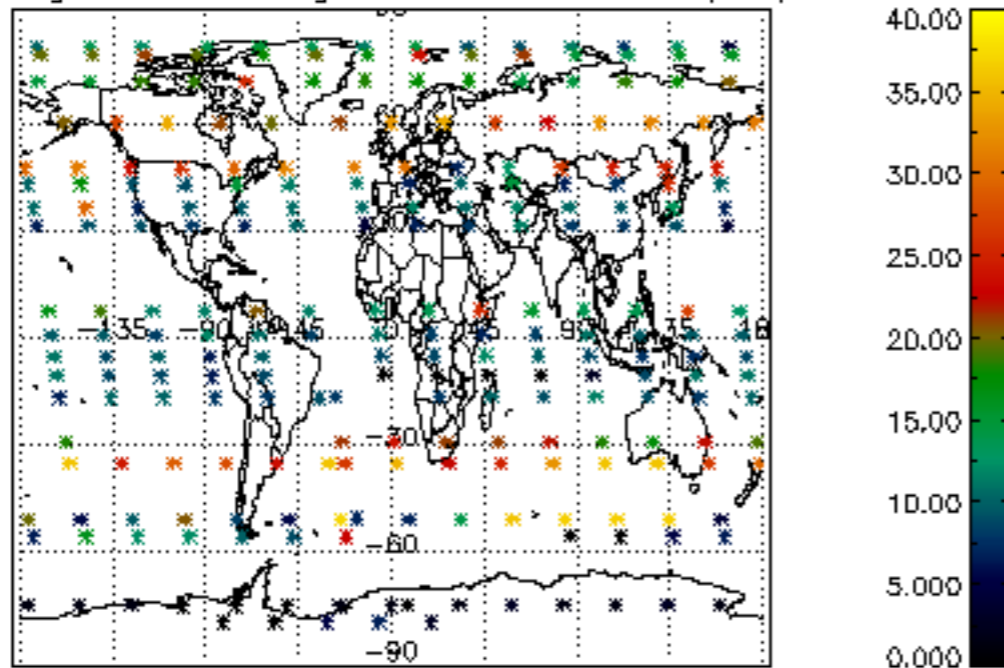
Percentage of cosmic ray hits per profile



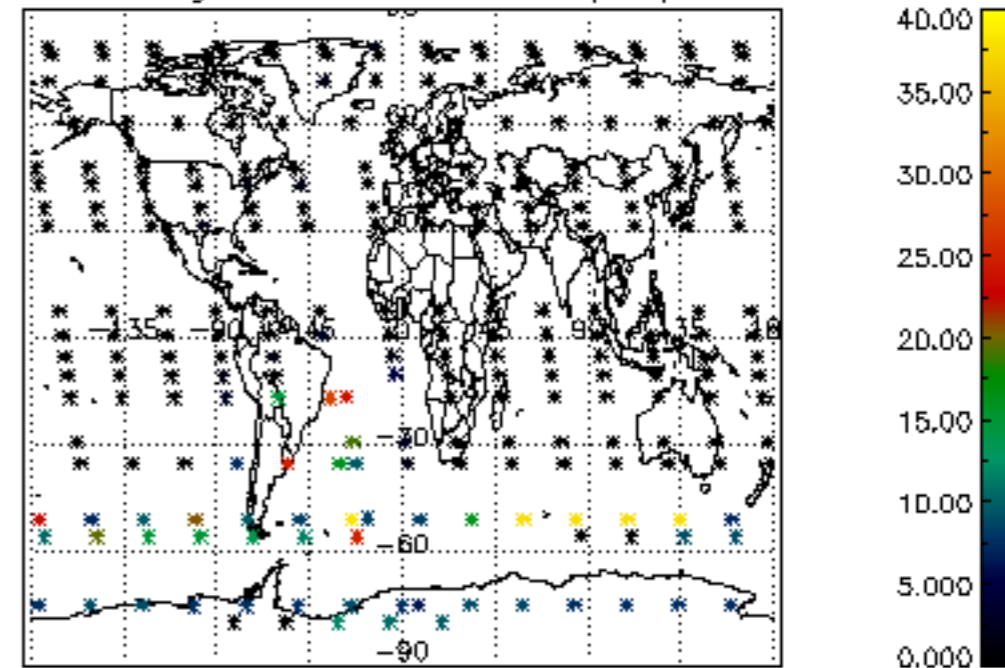
Percentage of datation errors per profile



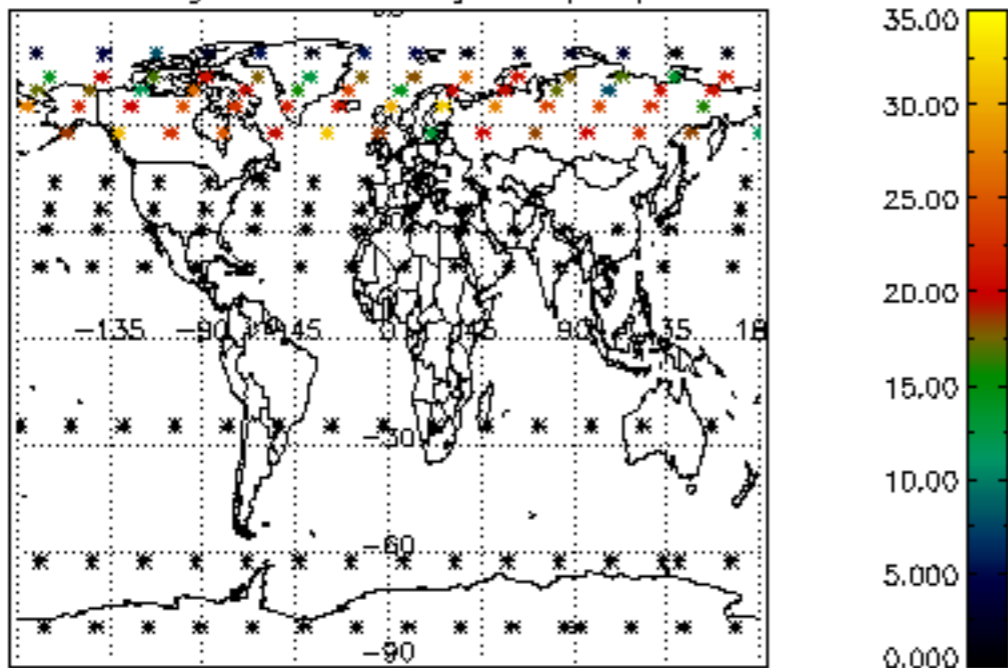
Percentage of star falling outside central band per profile



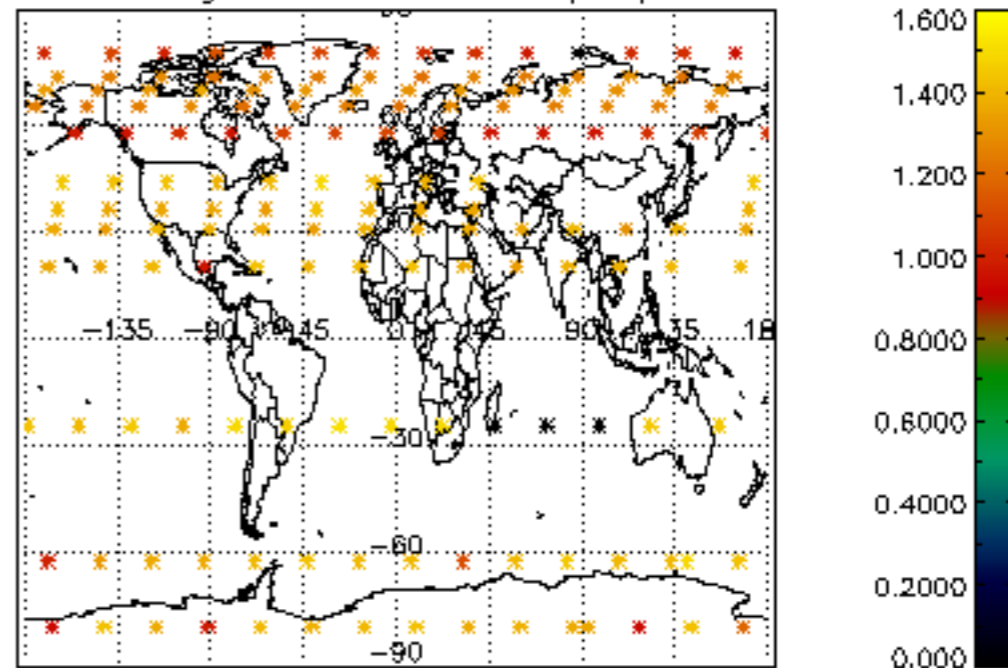
Percentage of saturation errors per profile



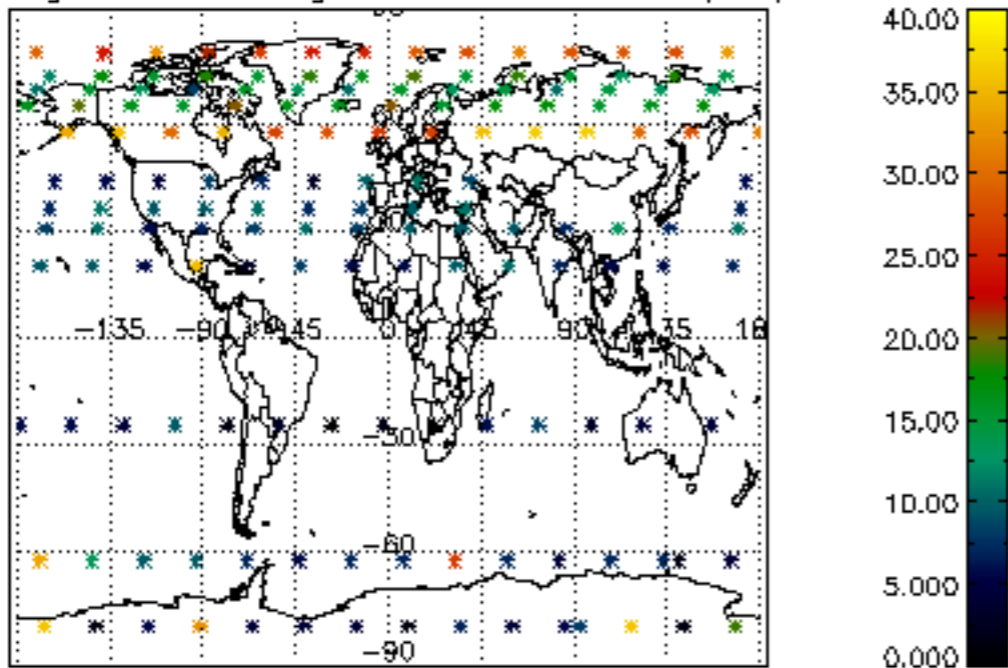
Percentage of cosmic ray hits per profile



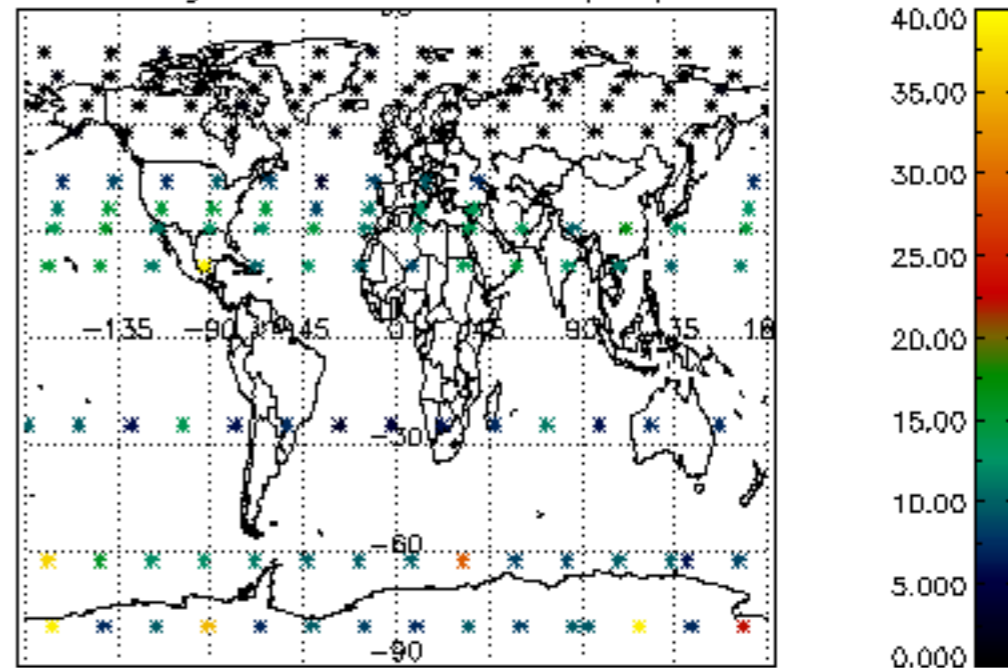
Percentage of datation errors per profile

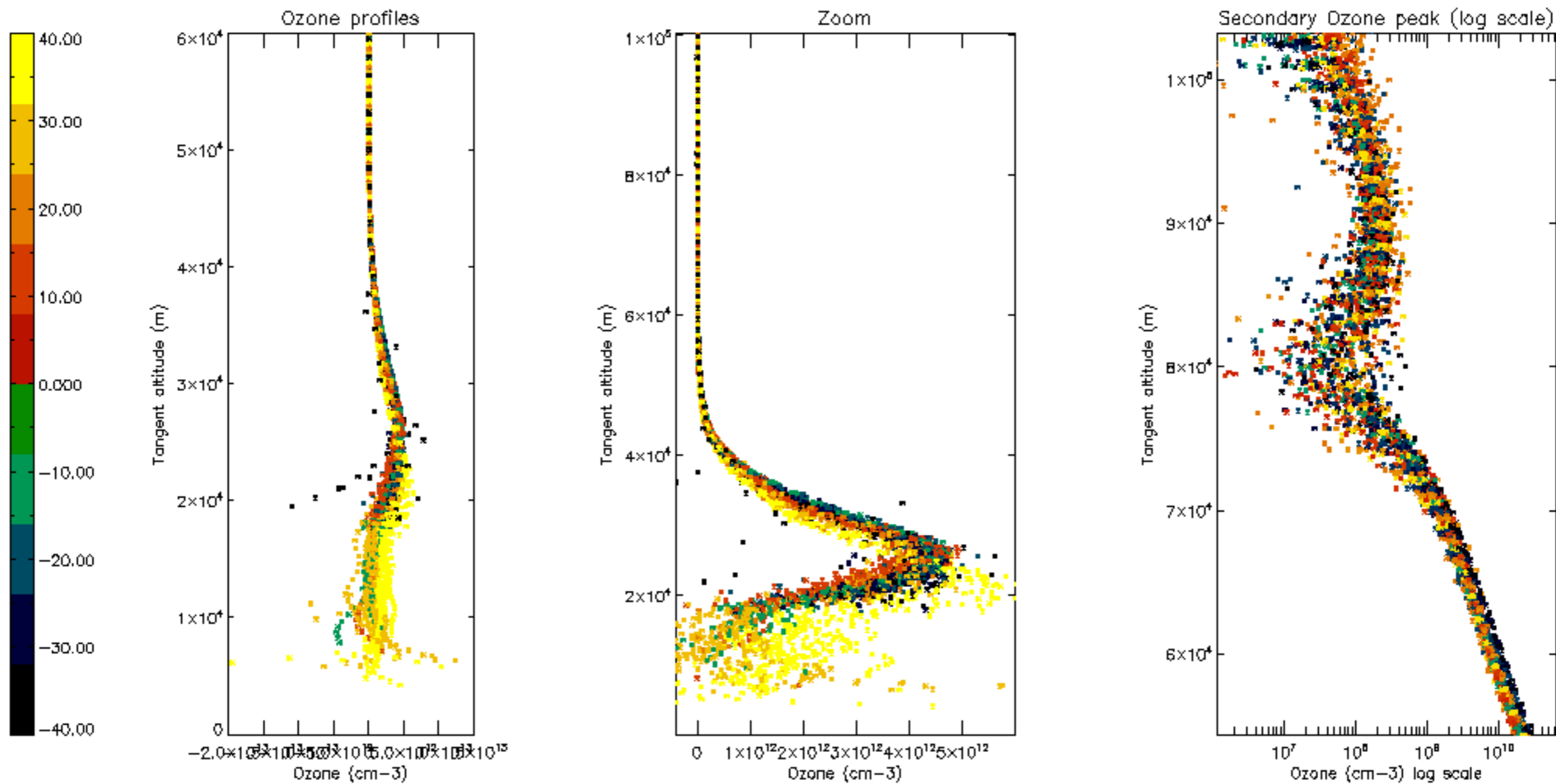


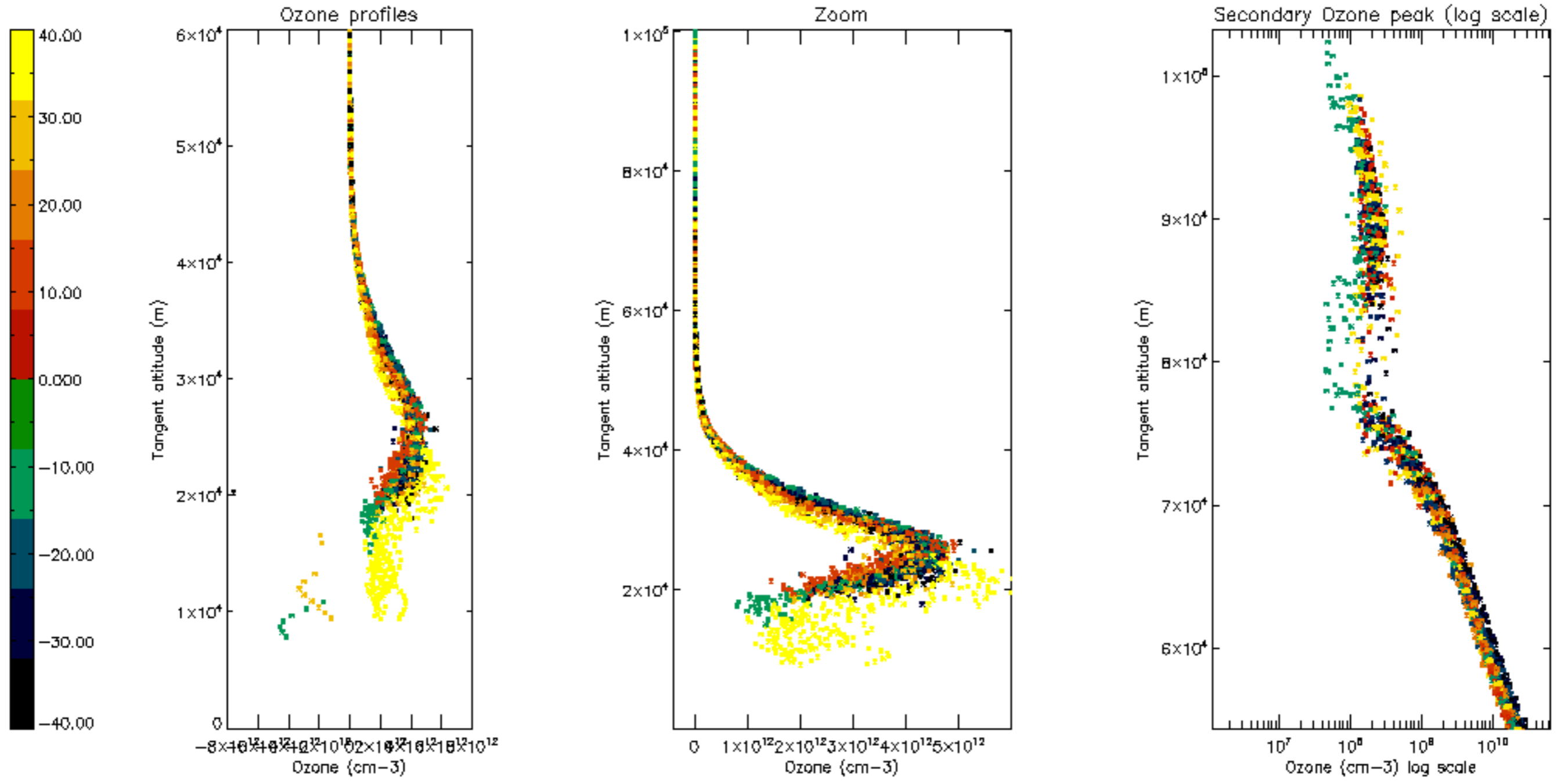
Percentage of star falling outside central band per profile

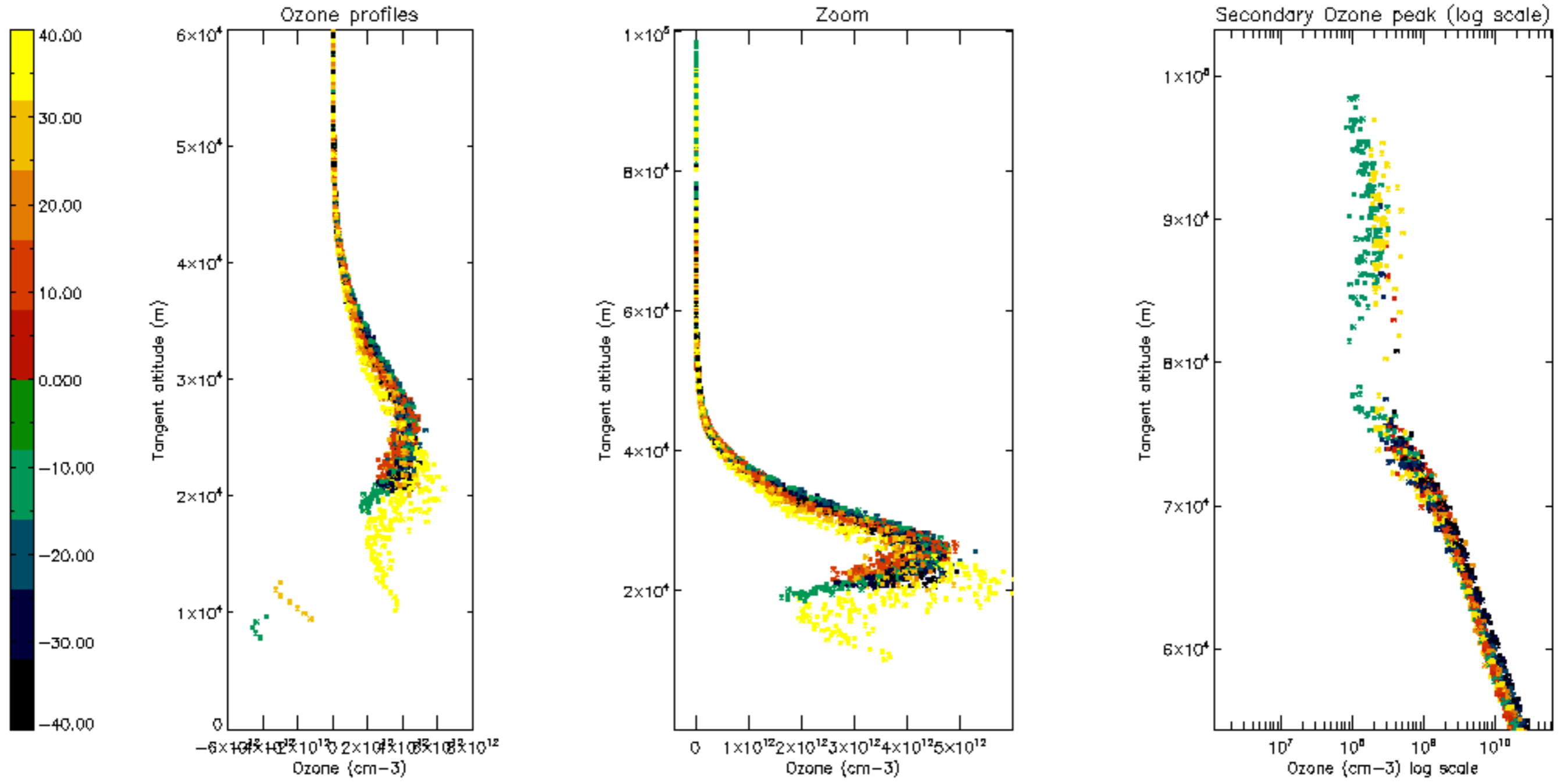


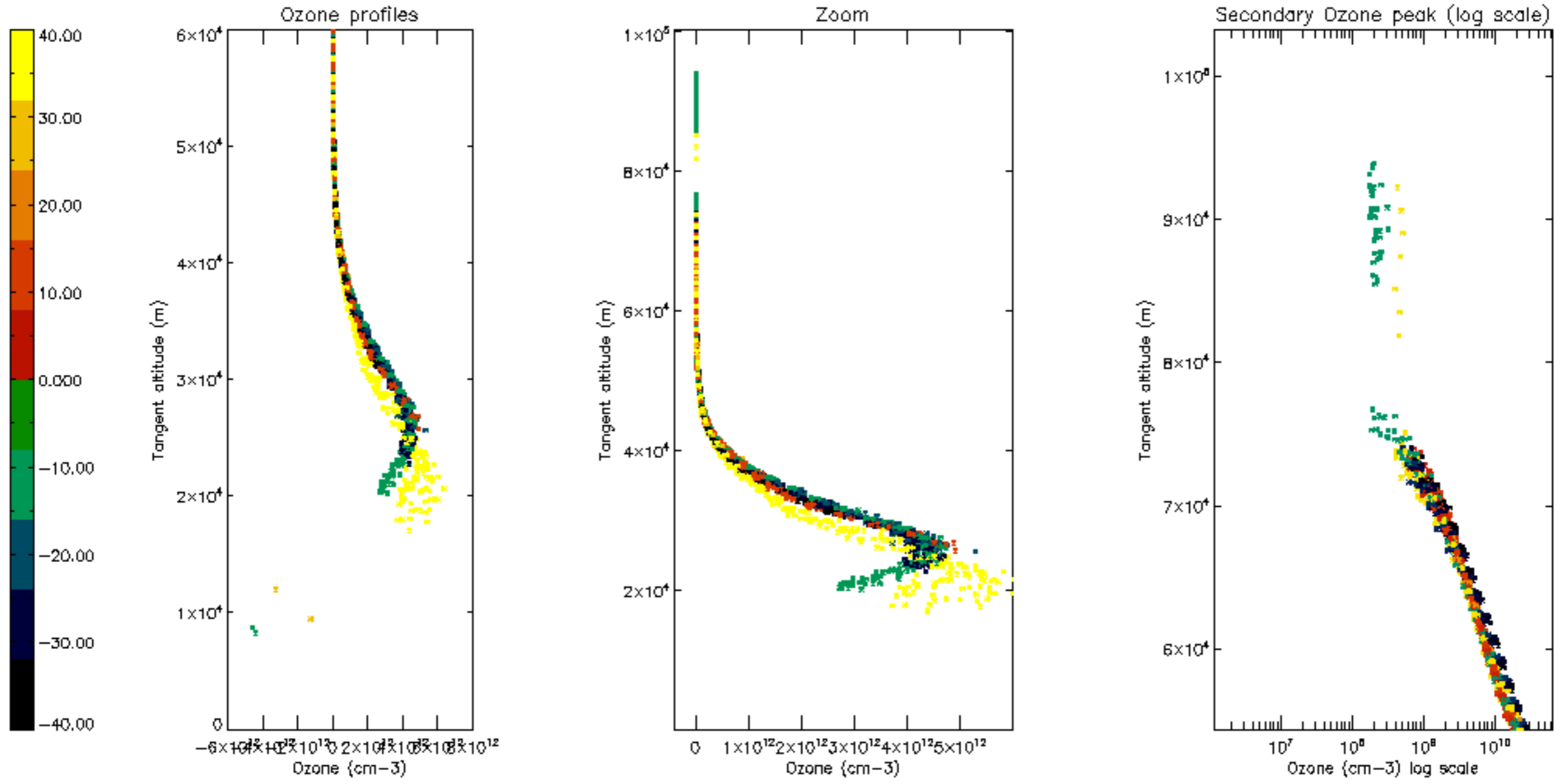
Percentage of saturation errors per profile

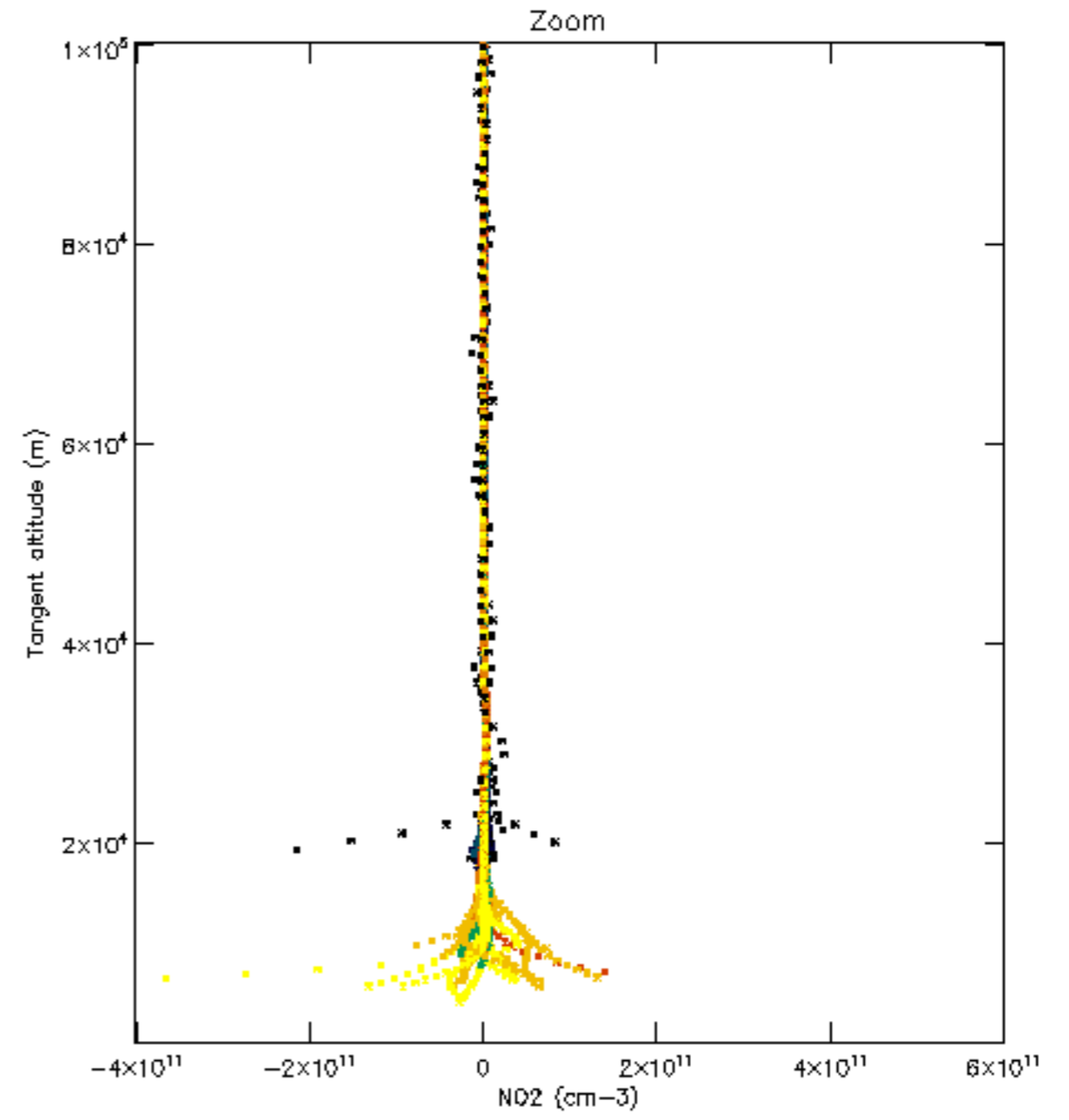
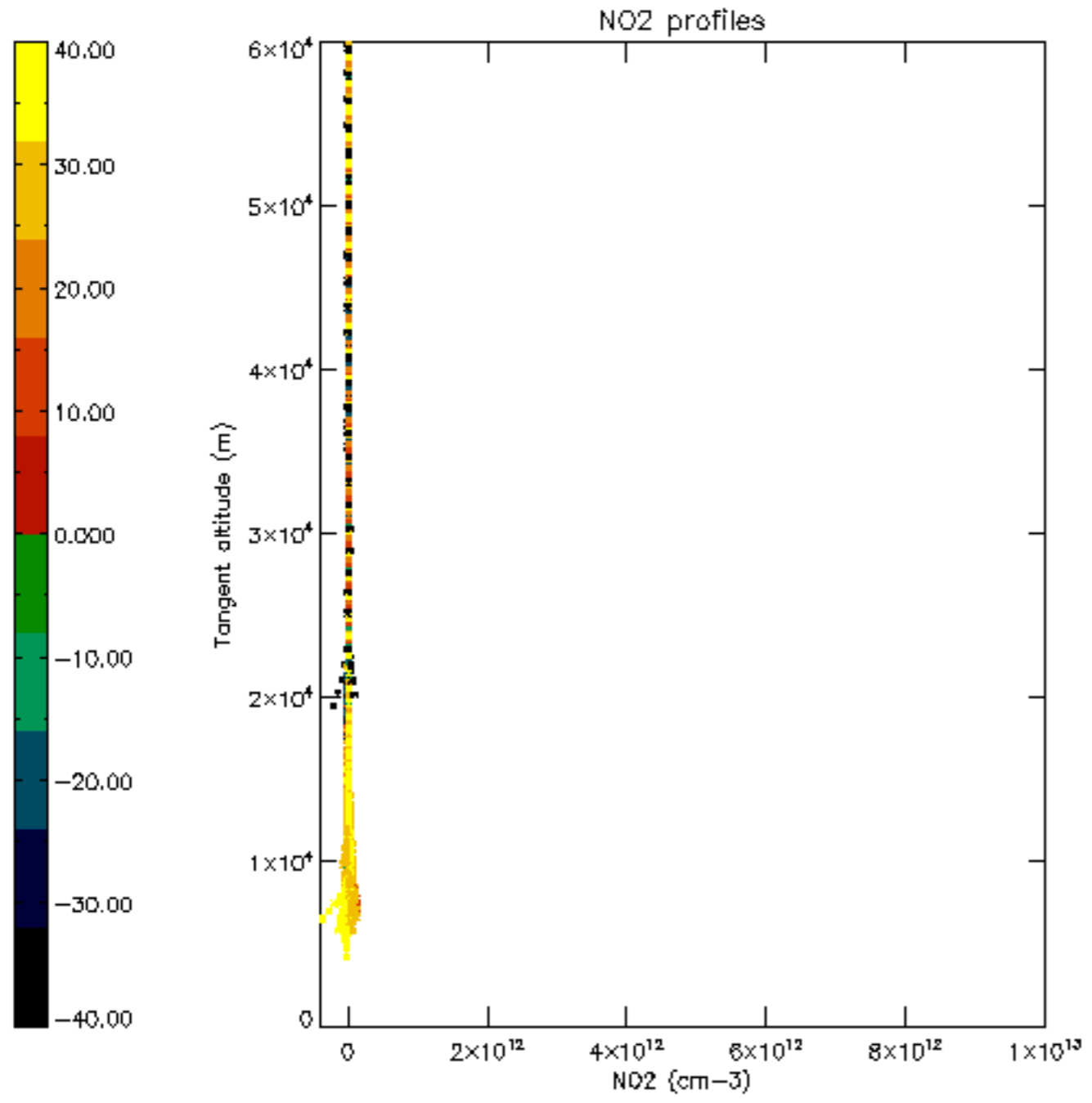


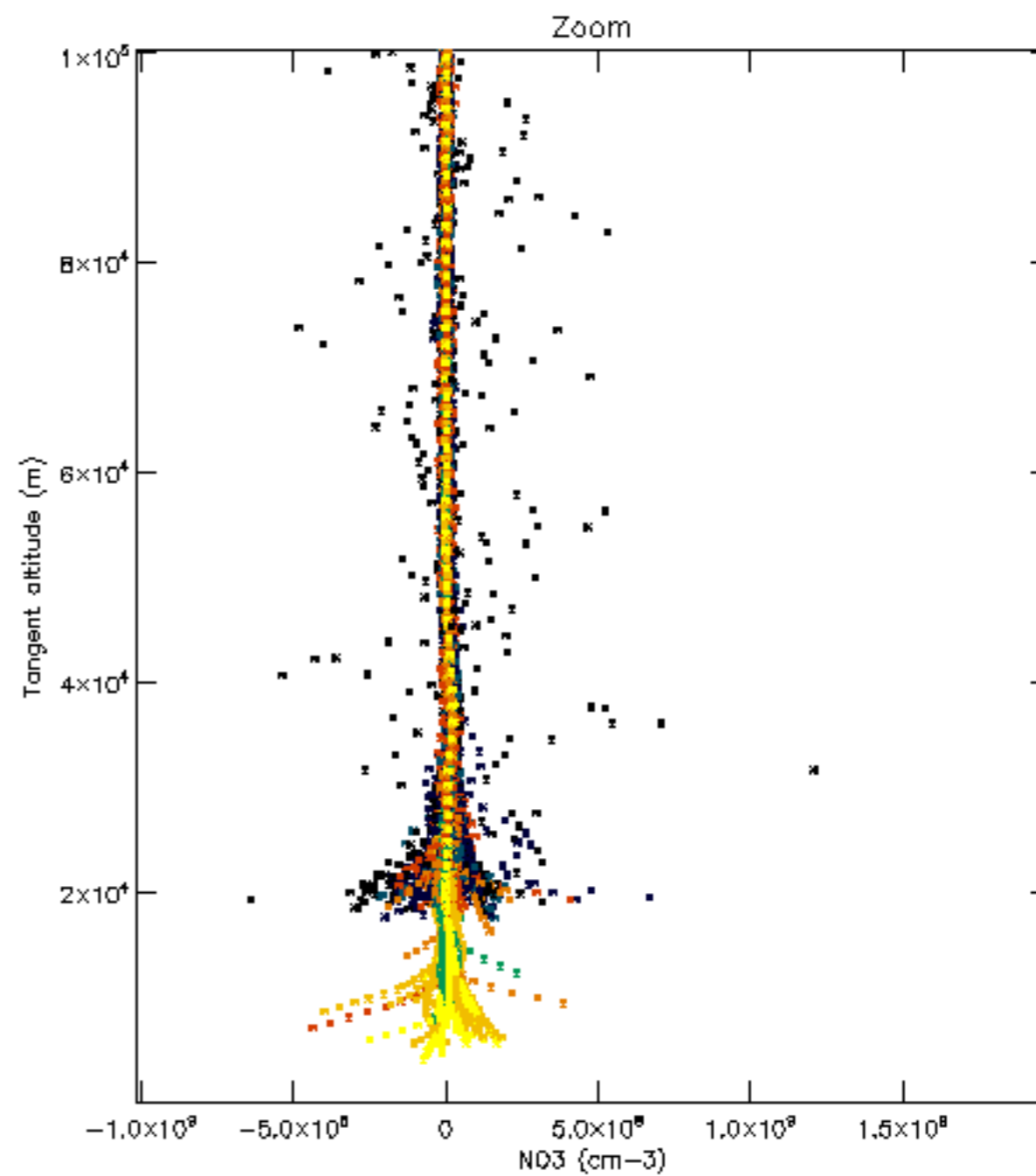
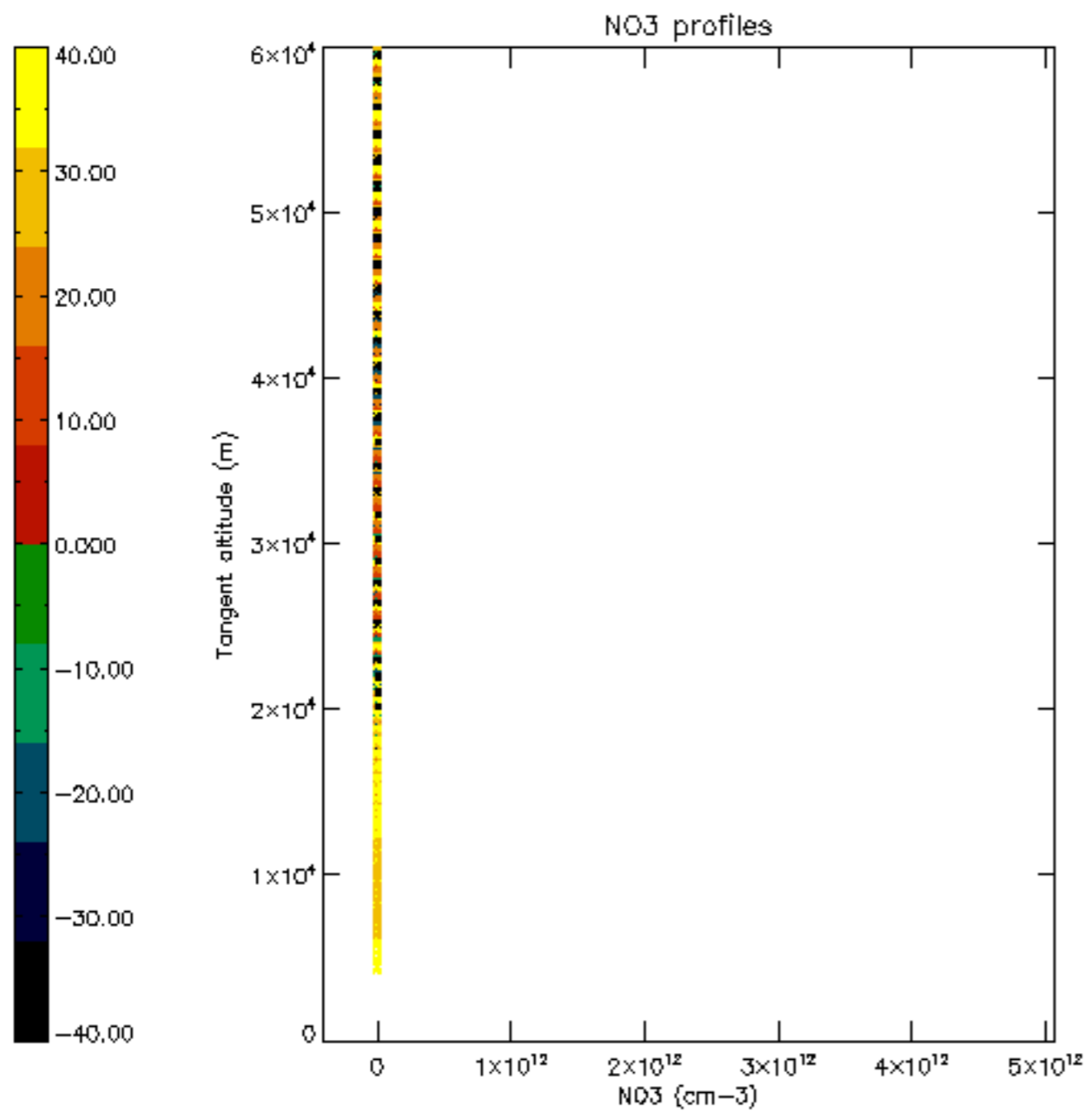


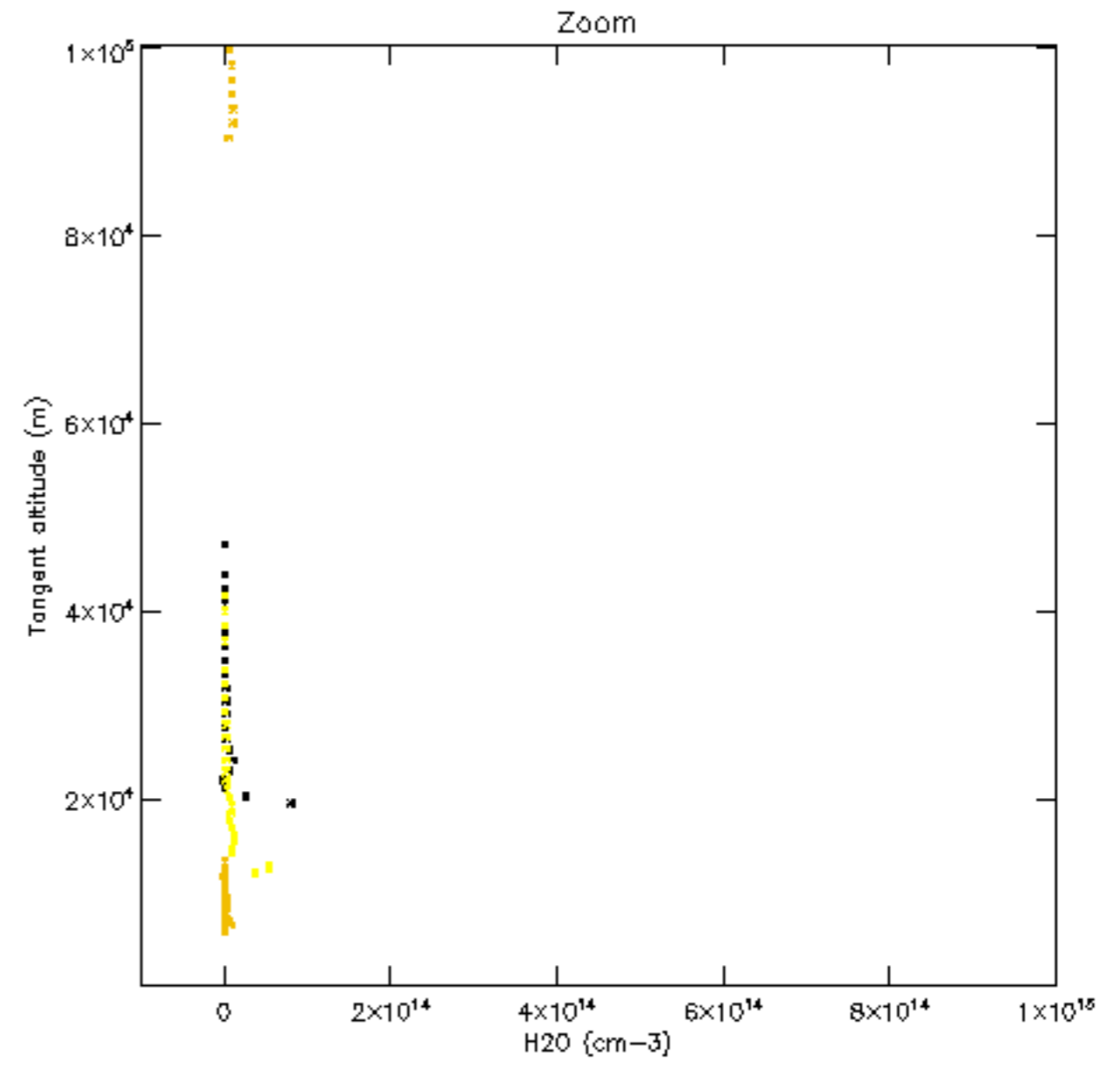
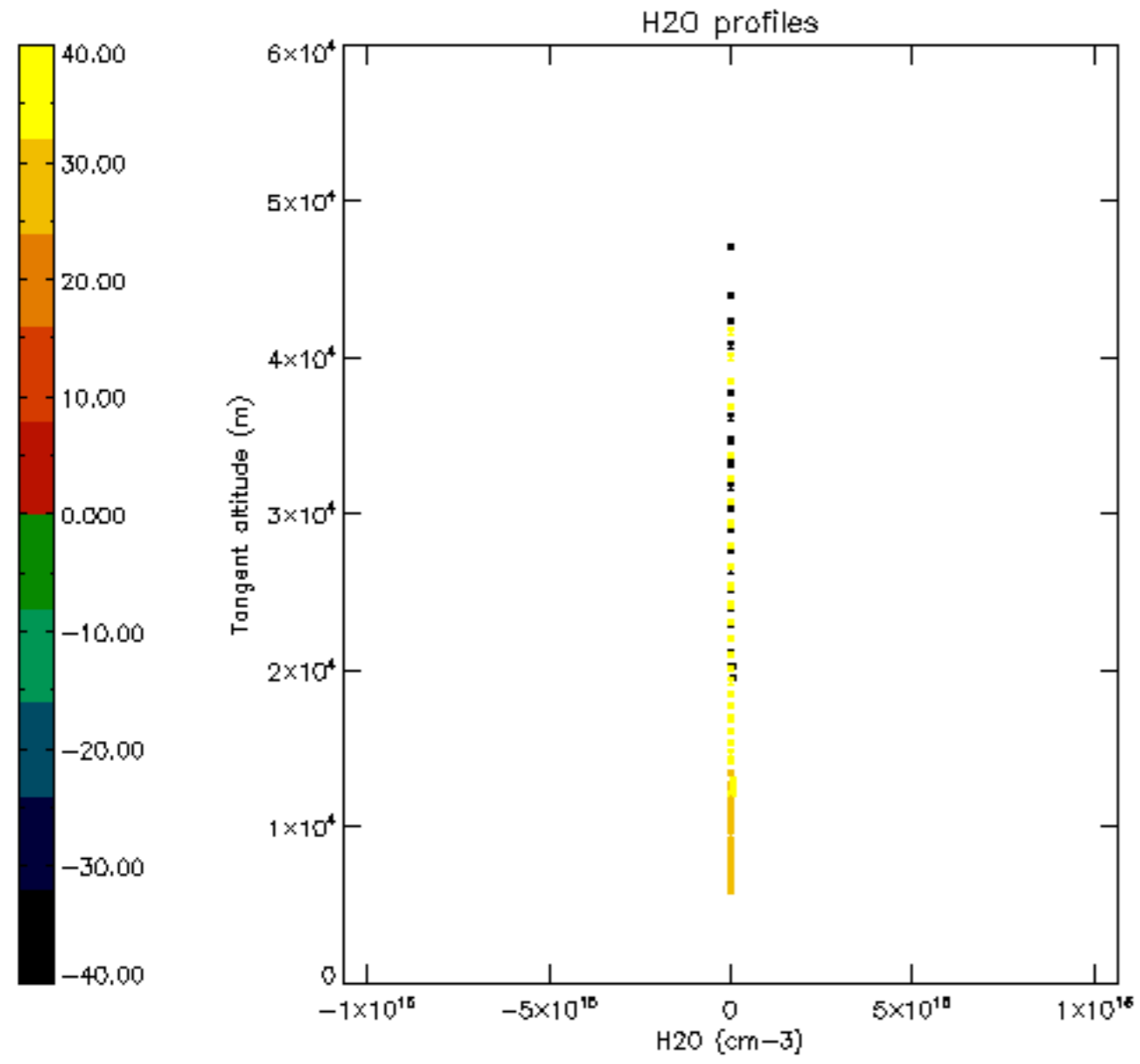


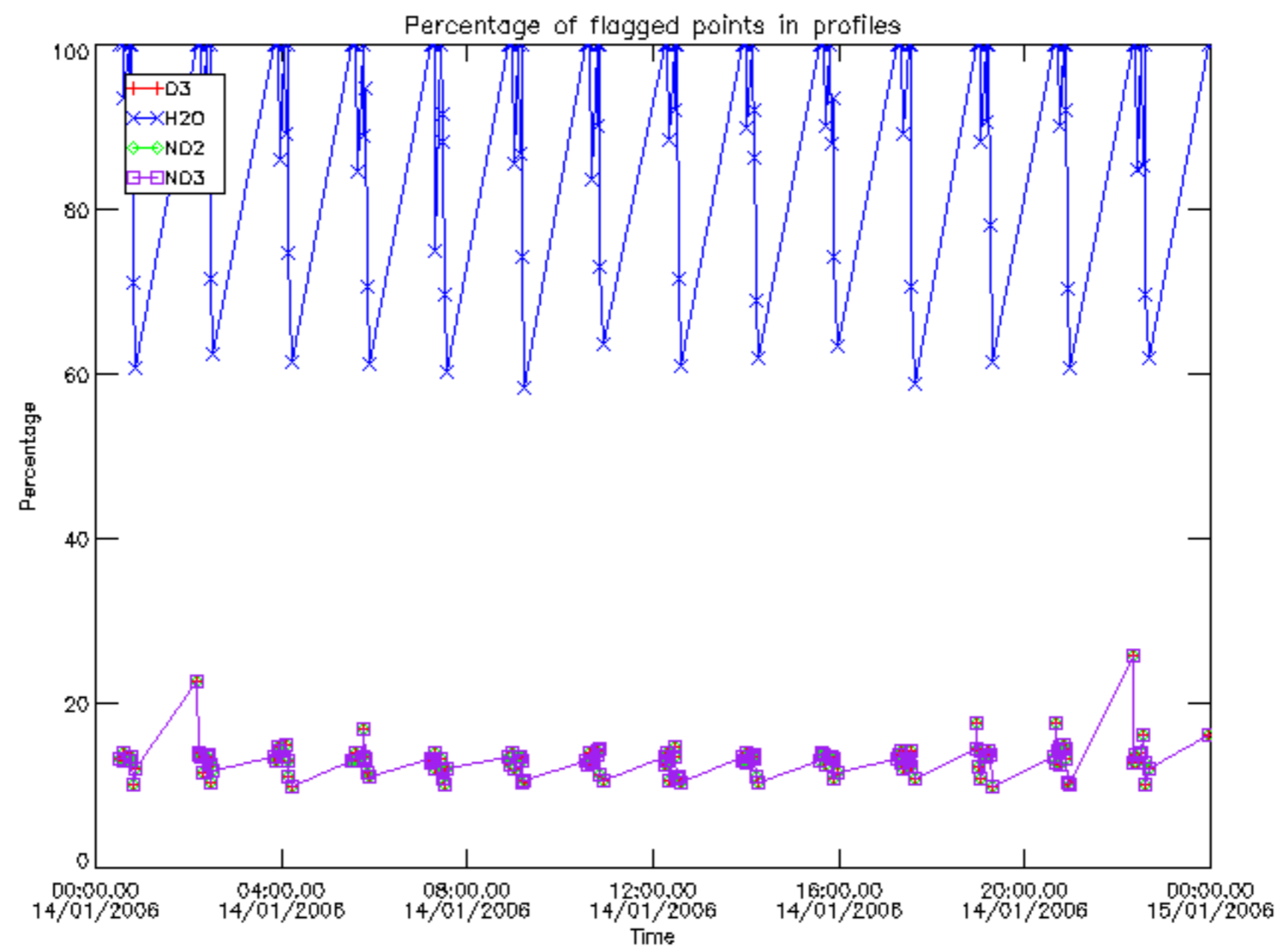




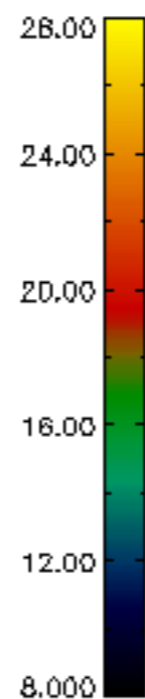
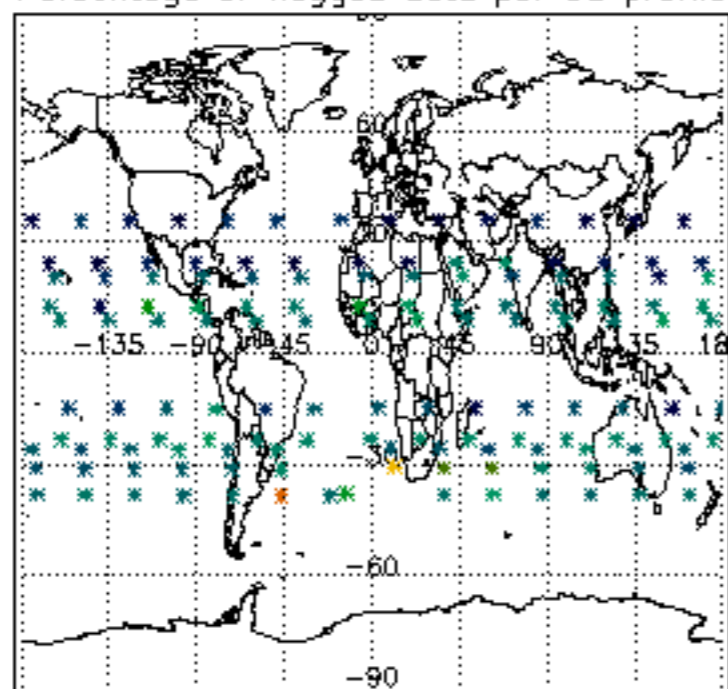




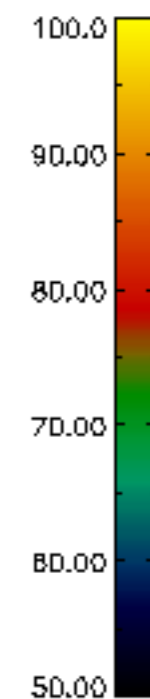
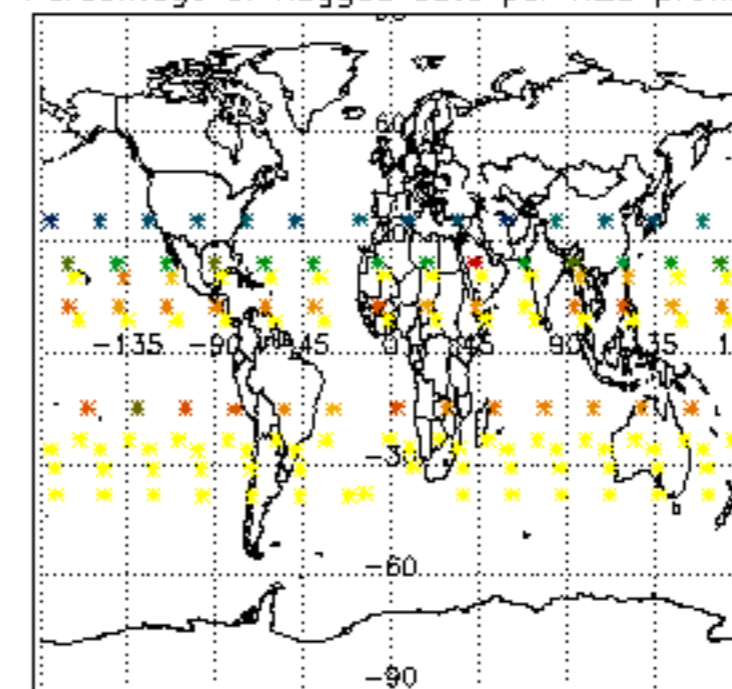




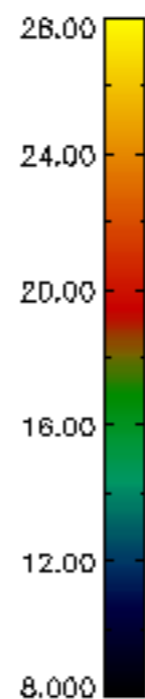
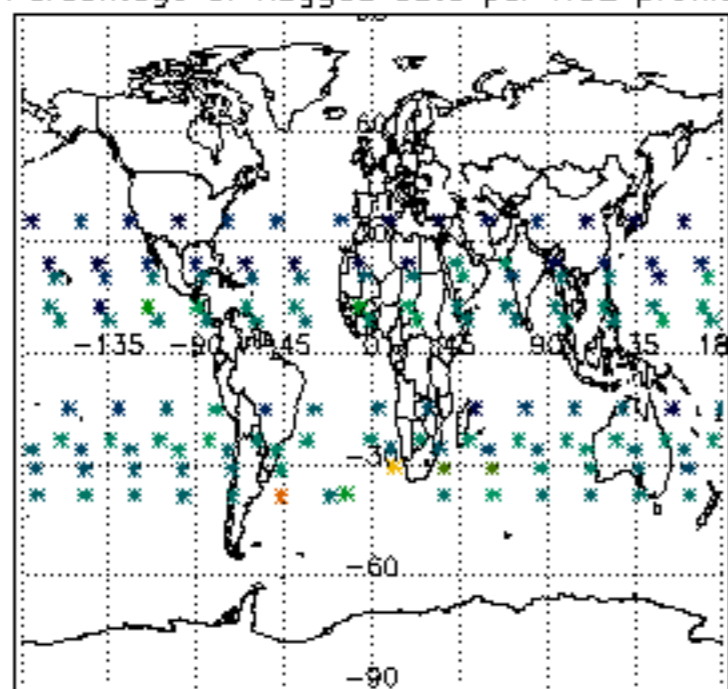
Percentage of flagged data per D3 profile



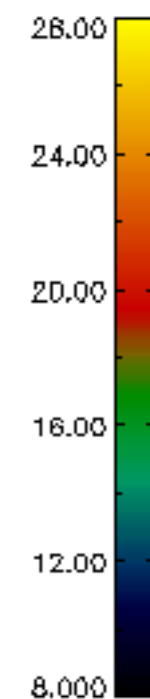
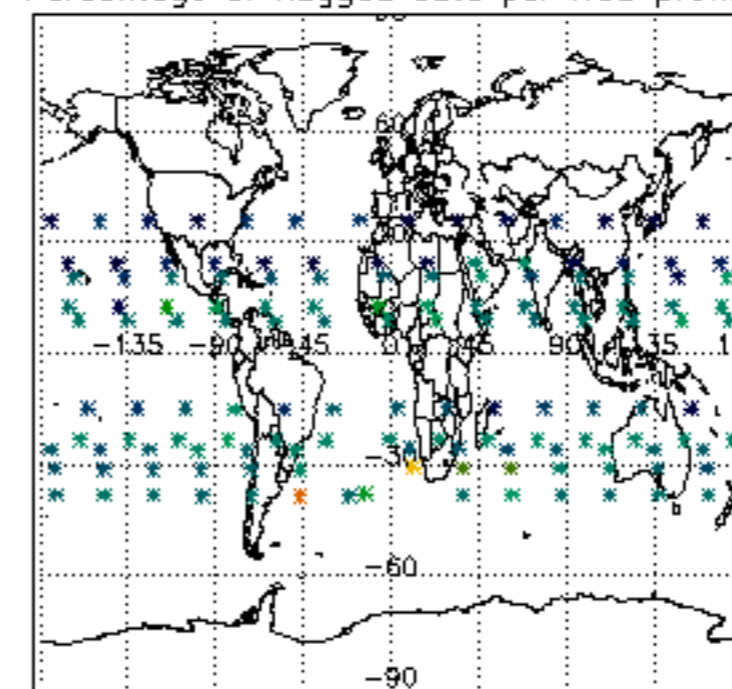
Percentage of flagged data per H2O profile

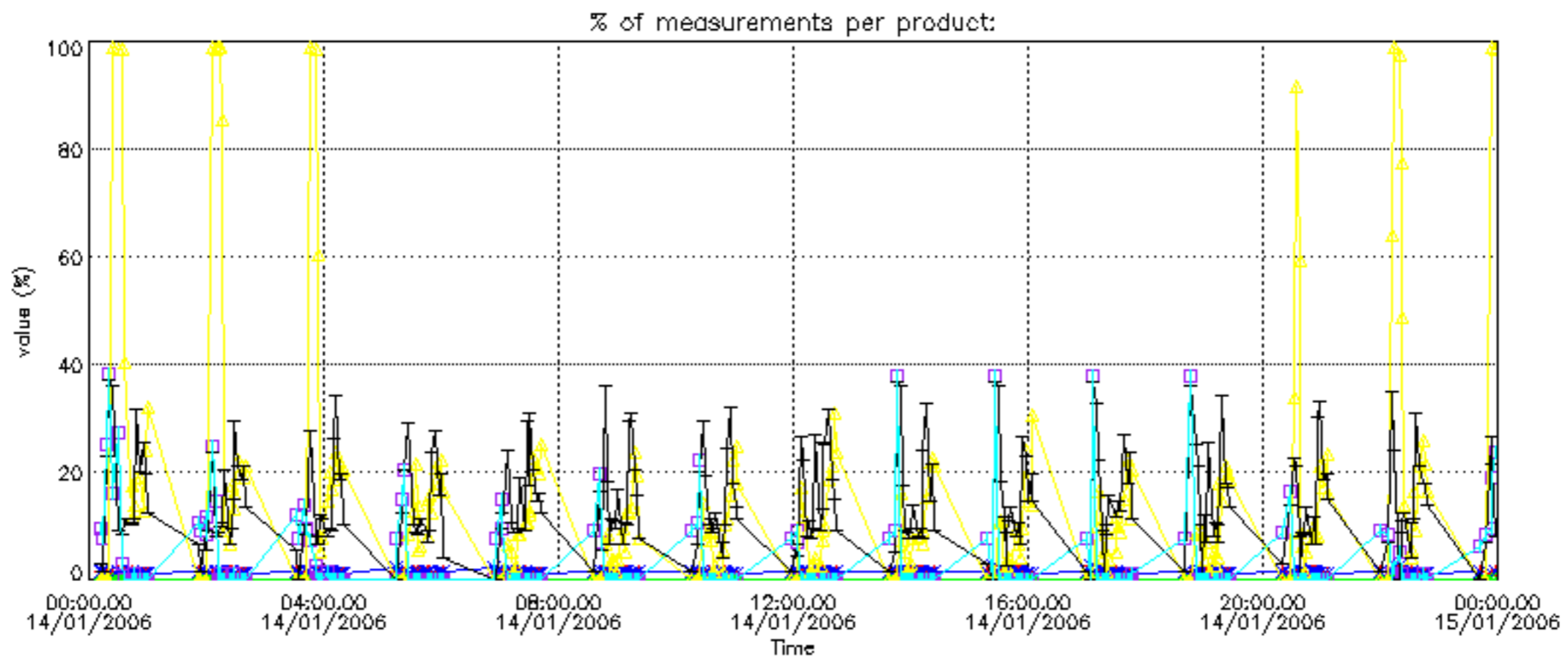


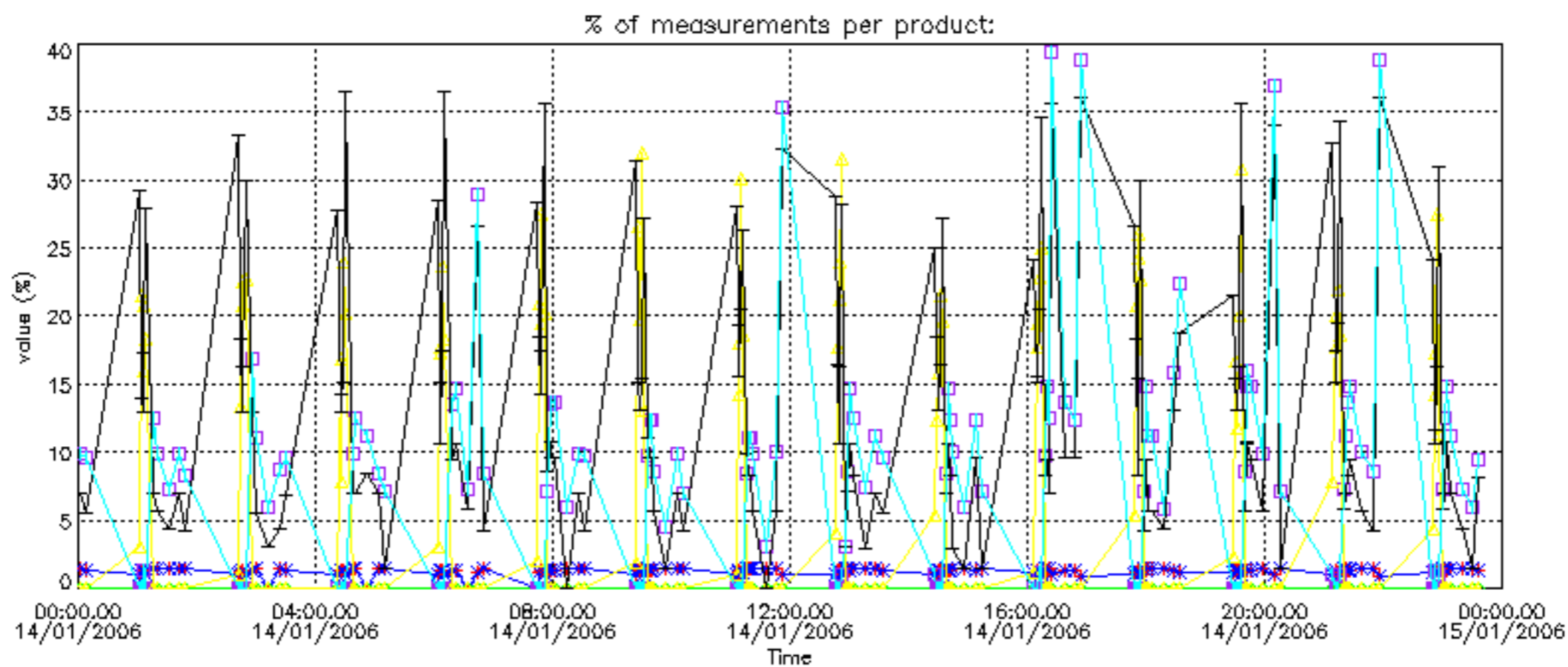
Percentage of flagged data per NO2 profile



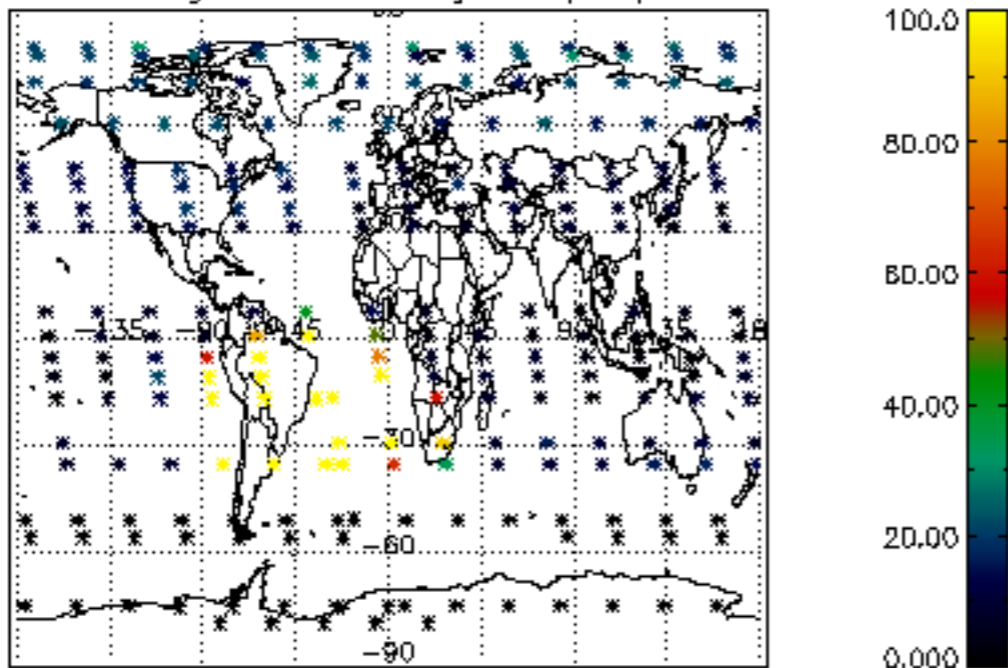
Percentage of flagged data per NO3 profile



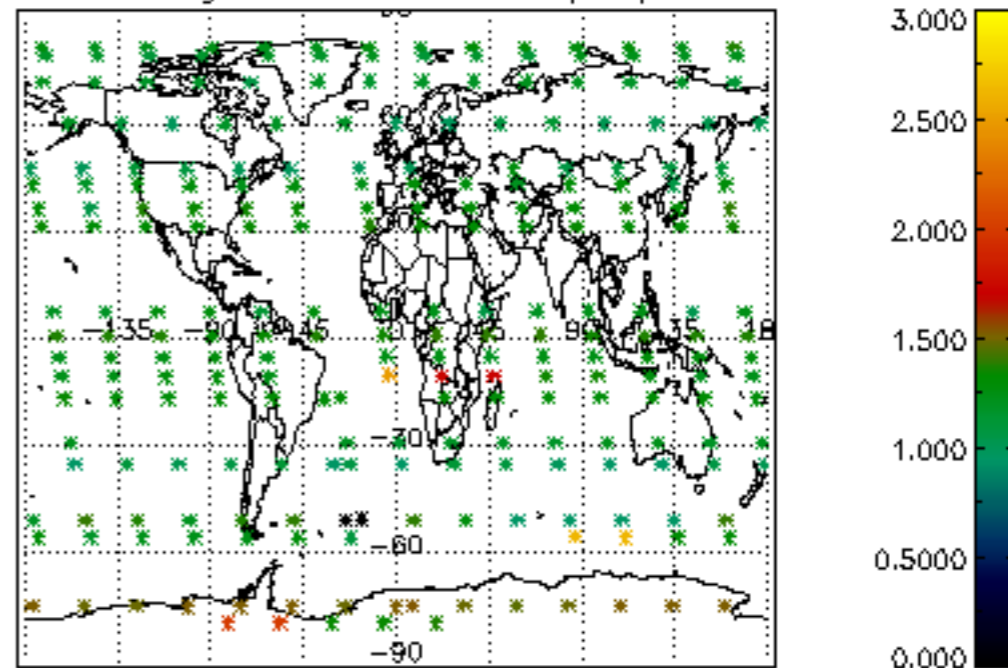




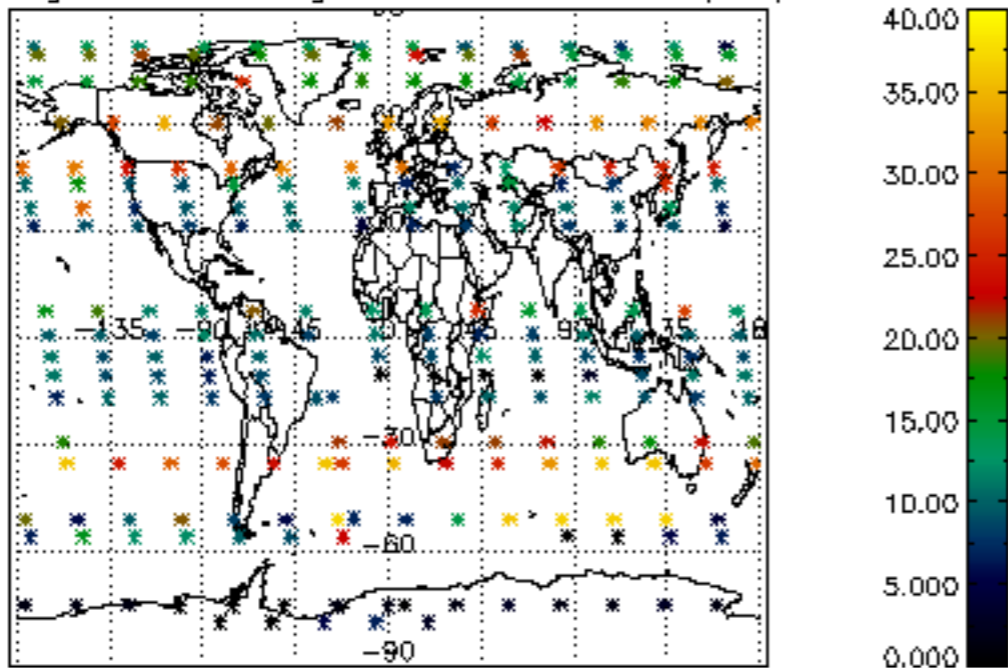
Percentage of cosmic ray hits per profile



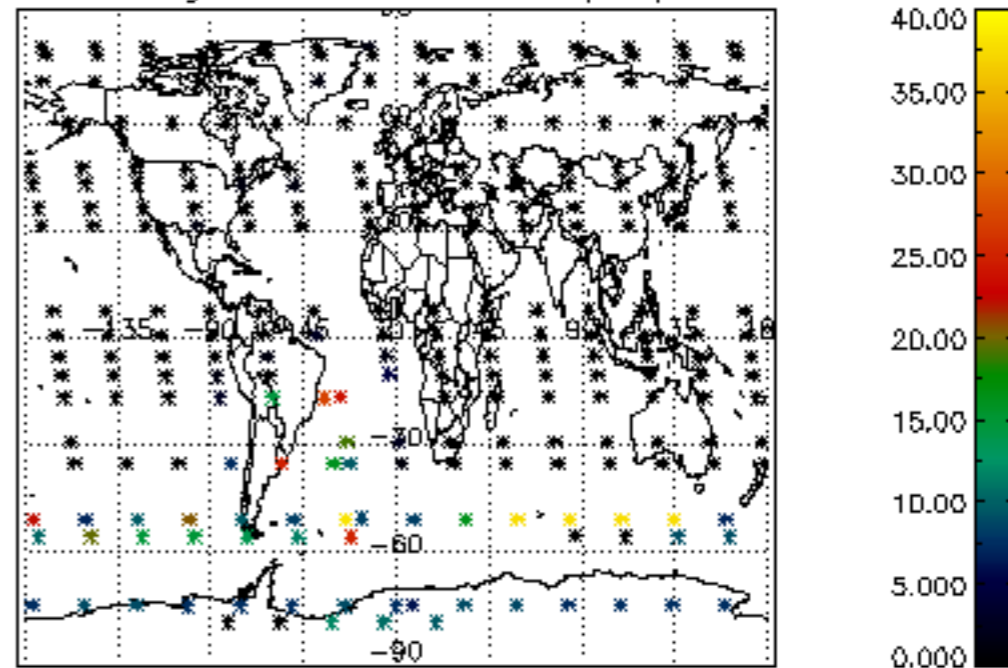
Percentage of datation errors per profile



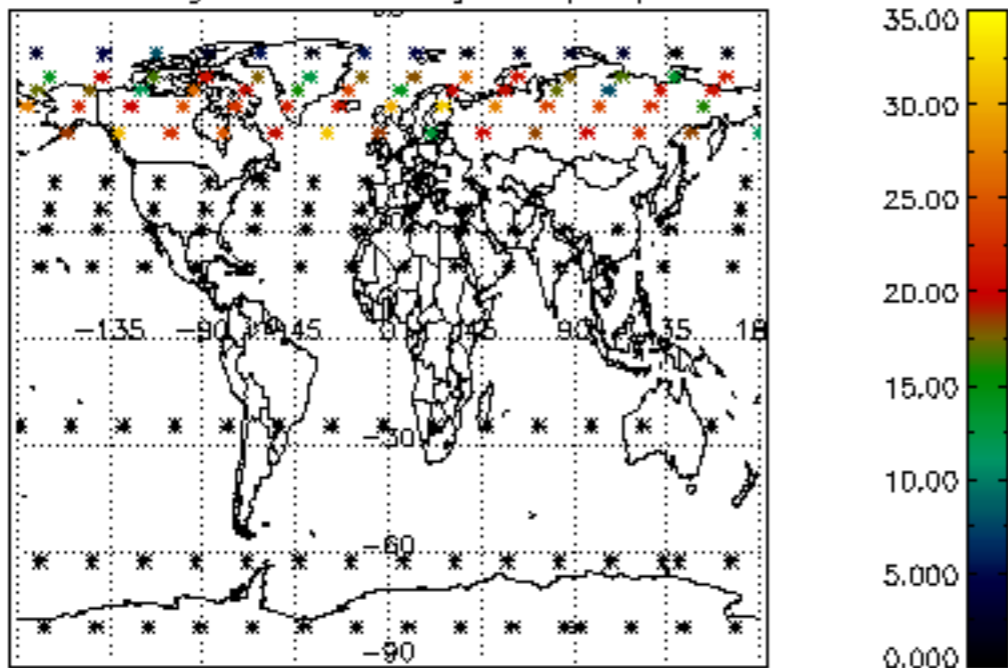
Percentage of star falling outside central band per profile



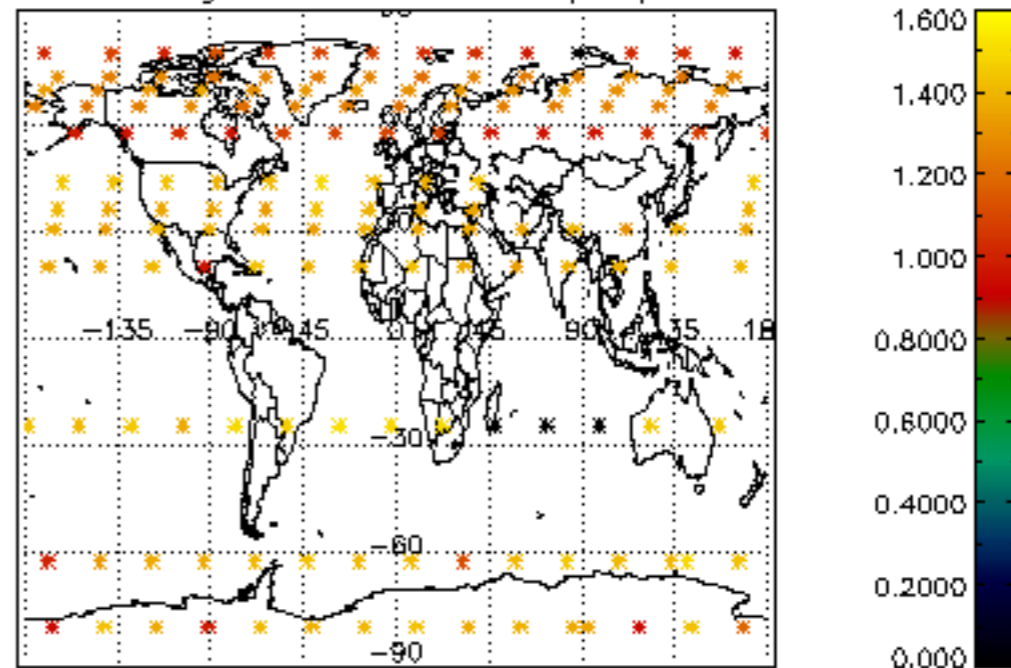
Percentage of saturation errors per profile



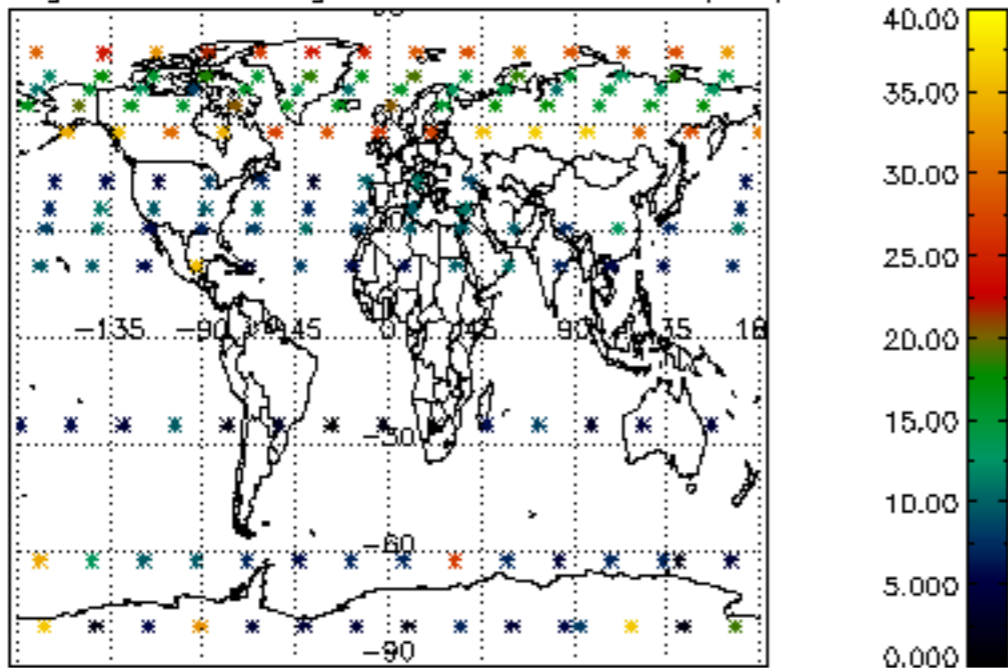
Percentage of cosmic ray hits per profile



Percentage of datation errors per profile



Percentage of star falling outside central band per profile



Percentage of saturation errors per profile

