

GOMOS Level 2 Daily Report

SUMMARY

[1. General Info](#)

[2. Summary of processed GOM_NL_2P products](#)

[3. Level 2 Quality information per product](#)

[3.1 Plot of level 2 quality information per product \(time dependant\)](#)

[3.2 Plot of level 2 quality information per product \(world map\)](#)

[4. Level 1 Quality information per product \(stored on level 2 products\)](#)

[4.1 Plot of level 1 quality information per product \(time dependant\)](#)

[4.1.1 Plot of level 1 quality information per product \(time dependant\): ASCENDING](#)

[4.1.2 Plot of level 1 quality information per product \(time dependant\): DESCENDING](#)

[4.2 Plot of level 1 quality information per product \(world map\)](#)

[4.2.1 Plot of level 1 quality information per product \(world map\): ASCENDING](#)

[4.2.2 Plot of level 1 quality information per product \(world map\): DESCENDING](#)

[5. Ozone profiles based on quality statistics and other trace gas profiles](#)

[5.1 Ozone statistics based on quality of products](#)

[5.2 Plot ozone profiles for all STD \(dark without errors\)](#)

[5.3 Plot ozone profiles where STD < 20% \(dark without errors\)](#)

[5.4. Plot ozone profiles where STD < 10% \(dark without errors\)](#)

[5.5. Plot ozone profiles where STD < 5% \(dark without errors\)](#)

[5.6 Plot NO2 profiles for all STD \(dark without errors\)](#)

[5.7 Plot NO3 profiles for all STD \(dark without errors\)](#)

[5.8 Plot H2O profiles \(only for occultations of stars 1,2,3,4,13,14,16,26,63 dark without errors\) for all STD](#)

[6. Auxiliary Data Files used for the production reported in section 2](#)

This report presents the daily analysis on parameters extracted from GOMOS level 2 data (GOM_NL__2P). It is intended to monitor some important parameters that will impact the quality of these products. A list of level 2 products (and content) that have arrived during the reporting day to the PCF is also given.

Item	Value
Time of report generation	22APR2013 11:52:41
Data source version	GOMOS/6.01
Start time of products	10-01-2006 (10JAN2006 00:00:00)
Stop time of products	11-01-2006 (11JAN2006 00:00:00)
Store outputs in DB	Yes
Nb of level 2 prods	128
Nb of prods with errors	0

2. Summary of processed GOM_NL__2P products.

Nr	Filename	UTC Start time	Limb	Duration	Star Id	Star Name	Star Mag	Star Temp	Nb Meas	Orbit	Prod. error
1	GOM_NL__2PRFIN20060110_131838_000000472044_00110_20204_7361.N1	10-JAN-2006 13:18:38	Twilight	46.500	14	58Alp Ori	0.87000	3000.0	93	20204	No
2	GOM_NL__2PRFIN20060110_132234_000000362044_00110_20204_7362.N1	10-JAN-2006 13:22:34	Bright	35.500	176	23Zet Tau	3.0200	22000.	71	20204	No
3	GOM_NL__2PRFIN20060110_132442_000000372044_00110_20204_7363.N1	10-JAN-2006 13:24:42	Bright	36.500	28	12Bet Tau	1.6500	15200.	73	20204	No
4	GOM_NL__2PRFIN20060110_132610_000000372044_00110_20204_7364.N1	10-JAN-2006 13:26:10	Bright	37.000	114	3Iot Aur	2.6930	4600.0	74	20204	No
5	GOM_NL__2PRFIN20060110_163950_000000522044_00112_20206_7363.N1	10-JAN-2006 16:39:50	Twilight	52.000	14	58Alp Ori	0.87000	3000.0	104	20206	No
6	GOM_NL__2PRFIN20060110_164346_000000352044_00112_20206_7364.N1	10-JAN-2006 16:43:46	Bright	35.000	176	23Zet Tau	3.0200	22000.	70	20206	No
7	GOM_NL__2PRFIN20060110_164554_000000372044_00112_20206_7365.N1	10-JAN-2006 16:45:54	Bright	37.000	28	12Bet Tau	1.6500	15200.	74	20206	No
8	GOM_NL__2PRFIN20060110_164722_000000382044_00112_20206_7366.N1	10-JAN-2006 16:47:22	Bright	38.000	114	3Iot Aur	2.6930	4600.0	76	20206	No
9	GOM_NL__2PRFIN20060110_165033_000000382044_00112_20206_7367.N1	10-JAN-2006 16:50:33	Bright	37.500	42	34Bet Aur	1.9000	10200.	75	20206	No
10	GOM_NL__2PRFIN20060110_170301_000000362044_00112_20206_7368.N1	10-JAN-2006 17:03:01	Bright	35.500	49	1Alp UMi	1.9900	6300.0	71	20206	No
11	GOM_NL__2PRFIN20060110_171121_000000362044_00112_20206_7369.N1	10-JAN-2006 17:11:21	Bright	36.000	119	14Eta Dra	2.7270	4700.0	72	20206	No
12	GOM_NL__2PRFIN20060110_171346_000000342044_00112_20206_7370.N1	10-JAN-2006 17:13:46	Bright	33.500	130	23Bet Dra	2.7990	5800.0	67	20206	No
13	GOM_NL__2PRFIN20060110_172000_000000362044_00112_20206_7371.N1	10-JAN-2006 17:20:00	Bright	36.000	133	40Zet Her	2.8070	6000.0	72	20206	No
14	GOM_NL__2PRFIN20060110_172302_000000352044_00112_20206_7372.N1	10-JAN-2006 17:23:02	Bright	35.000	127	27Bet Her	2.7810	4700.0	70	20206	No
15	GOM_NL__2PRFIN20060110_172447_000000332044_00112_20206_7373.N1	10-JAN-2006 17:24:47	Bright	33.000	59	55Alp Oph	2.0800	8900.0	66	20206	No
16	GOM_NL__2PRFIN20060110_173028_000000542044_00112_20206_7374.N1	10-JAN-2006 17:30:28	Bright	54.000	120	1Del Oph	2.7340	3200.0	108	20206	No
17	GOM_NL__2PRFIN20060110_173154_000000442044_00112_20206_7375.N1	10-JAN-2006 17:31:54	Bright	44.000	98	13Zet Oph	2.5710	30000.	88	20206	No
18	GOM_NL__2PRFIN20060110_173505_000000392044_00112_20206_7376.N1	10-JAN-2006 17:35:05	Twilight	38.500	97	8Bet1Sco	2.5610	30000.	77	20206	No
19	GOM_NL__2PRFIN20060110_173621_000000522044_00112_20206_7377.N1	10-JAN-2006 17:36:21	Twilight	52.000	16	21Alp Sco	1.0200	3000.0	104	20206	No
20	GOM_NL__2PRFIN20060110_174126_000000392044_00112_20206_7378.N1	10-JAN-2006 17:41:26	Dark	39.000	131	Gam Lup	2.8000	26000.	78	20206	No
21	GOM_NL__2PRFIN20060110_174302_000000422044_00112_20206_7379.N1	10-JAN-2006 17:43:02	Dark	41.500	109	Bet Lup	2.6770	26000.	83	20206	No
22	GOM_NL__2PRFIN20060110_174433_000000402044_00112_20206_7380.N1	10-JAN-2006 17:44:33	Dark	40.000	78	Alp Lup	2.3040	28000.	80	20206	No
23	GOM_NL__2PRFIN20060110_174722_000000532044_00113_20207_7384.N1	10-JAN-2006 17:47:22	Dark	53.000	4	Alp1Cen	-0.010000	5800.0	106	20207	No
24	GOM_NL__2PRFIN20060110_175454_000000382044_00113_20207_7385.N1	10-JAN-2006 17:54:54	Dark	37.500	124	The Car	2.7640	30000.	75	20207	No
25	GOM_NL__2PRFIN20060110_175628_000000372044_00113_20207_7386.N1	10-JAN-2006 17:56:28	Dark	37.000	29	Bet Car	1.6720	10200.	74	20207	No
26	GOM_NL__2PRFIN20060110_175814_000000442044_00113_20207_7387.N1	10-JAN-2006 17:58:14	Dark	43.500	71	Iot Car	2.2460	7700.0	87	20207	No
27	GOM_NL__2PRFIN20060110_175936_000000512044_00113_20207_7388.N1	10-JAN-2006 17:59:36	Dark	51.000	41	Eps Car	1.8600	4100.0	102	20207	No
28	GOM_NL__2PRFIN20060110_180324_000000452044_00113_20207_7389.N1	10-JAN-2006 18:03:24	Dark	45.000	2	Alp Car	-0.73600	7000.0	90	20207	No
29	GOM_NL__2PRFIN20060110_180651_000000452044_00113_20207_7390.N1	10-JAN-2006 18:06:51	Straylight	44.500	117	Pi Pup	2.7060	3800.0	89	20207	No
30	GOM_NL__2PRFIN20060110_180928_000000452044_00113_20207_7391.N1	10-JAN-2006 18:09:28	Straylight	44.500	23	21Eps CMa	1.5020	26000.	89	20207	No
31	GOM_NL__2PRFIN20060110_181302_000000412044_00113_20207_7392.N1	10-JAN-2006 18:13:02	Straylight	41.000	47	2Bet CMa	1.9760	28000.	82	20207	No
32	GOM_NL__2PRFIN20060110_181624_000000492044_00113_20207_7393.N1	10-JAN-2006 18:16:24	Straylight	48.500	7	19Bet Ori	0.10000	14000.	97	20207	No
33	GOM_NL__2PRFIN20060110_181808_000000422044_00113_20207_7394.N1	10-JAN-2006 18:18:08	Twilight	42.000	30	46Eps Ori	1.6940	30000.	84	20207	No
34	GOM_NL__2PRFIN20060110_182026_000000522044_00113_20207_7395.N1	10-JAN-2006 18:20:26	Twilight	52.000	14	58Alp Ori	0.87000	3000.0	104	20207	No
35	GOM_NL__2PRFIN20060110_182422_000000362044_00113_20207_7396.N1	10-JAN-2006 18:24:22	Bright	36.000	176	23Zet Tau	3.0200	22000.	72	20207	No
36	GOM_NL__2PRFIN20060110_182630_000000382044_00113_20207_7397.N1	10-JAN-2006 18:26:30	Bright	38.000	28	12Bet Tau	1.6500	15200.	76	20207	No
37	GOM_NL__2PRFIN20060110_182759_000000372044_00113_20207_7398.N1	10-JAN-2006 18:27:59	Bright	37.000	114	3Iot Aur	2.6930	4600.0	74	20207	No
38	GOM_NL__2PRFIN20060110_183109_000000372044_00113_20207_7399.N1	10-JAN-2006 18:31:09	Bright	36.500	42	34Bet Aur	1.9000	10200.	73	20207	No
39	GOM_NL__2PRFIN20060110_184337_000000372044_00113_20207_7400.N1	10-JAN-2006 18:43:37	Bright	36.500	49	1Alp UMi	1.9900	6300.0	73	20207	No
40	GOM_NL__2PRFIN20060110_185157_000000372044_00113_20207_7401.N1	10-JAN-2006 18:51:57	Bright	37.000	119	14Eta Dra	2.7270	4700.0	74	20207	No
41	GOM_NL__2PRFIN20060110_185422_000000362044_00113_20207_7402.N1	10-JAN-2006 18:54:22	Bright	35.500	130	23Bet Dra	2.7990	5800.0	71	20207	No
42	GOM_NL__2PRFIN20060110_190036_000000362044_00113_20207_7403.N1	10-JAN-2006 19:00:36	Bright	36.000	133	40Zet Her	2.8070	6000.0	72	20207	No

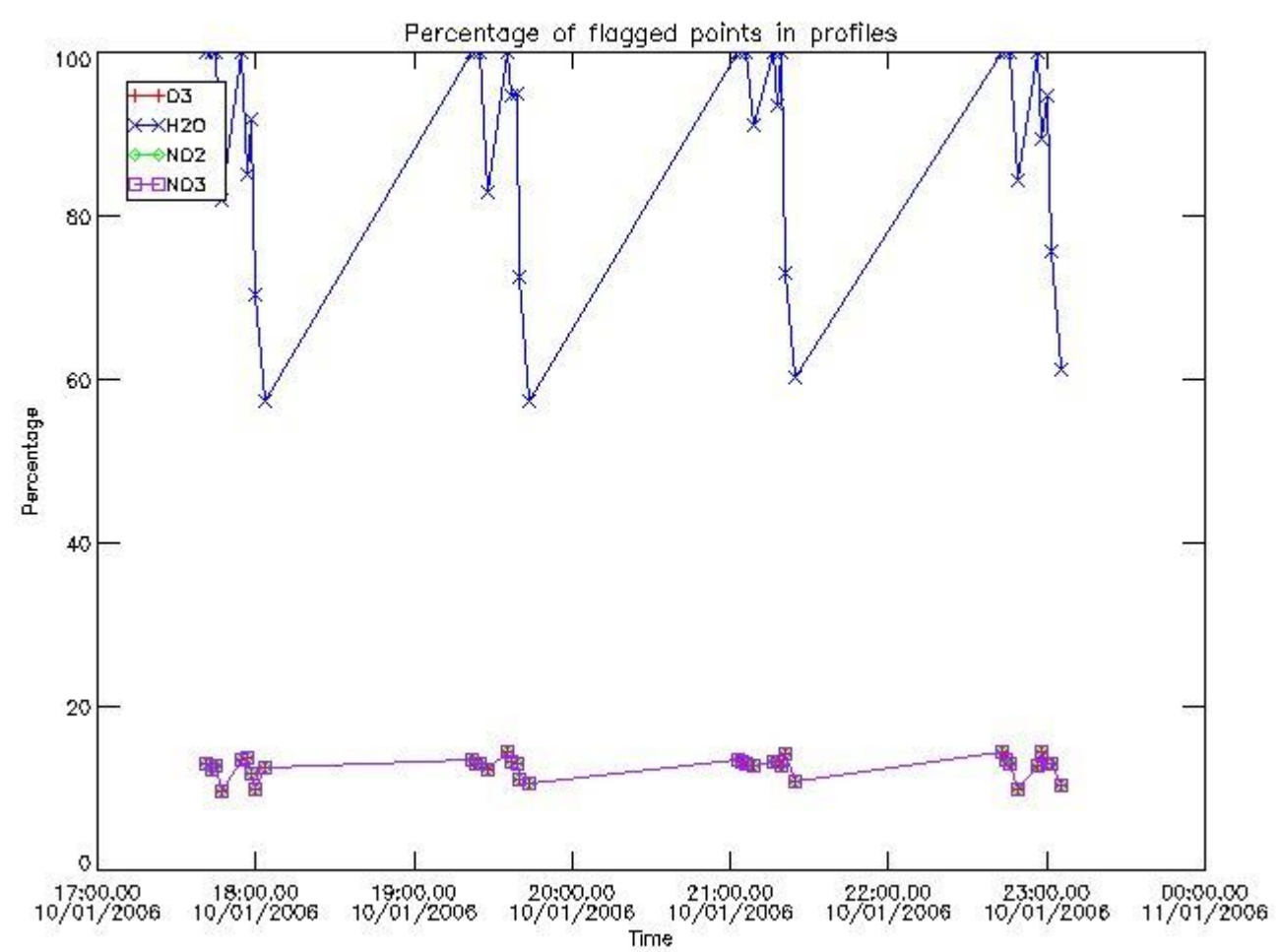
43	GOM_NL__2PRFIN20060110_190338_000000352044_00113_20207_7404.N1	10-JAN-2006 19:03:38	Bright	35.000	127	27Bet Her	2.7810	4700.0	70	20207	No
44	GOM_NL__2PRFIN20060110_190523_000000332044_00113_20207_7405.N1	10-JAN-2006 19:05:23	Bright	33.000	59	55Alp Oph	2.0800	8900.0	66	20207	No
45	GOM_NL__2PRFIN20060110_191104_000000542044_00113_20207_7406.N1	10-JAN-2006 19:11:04	Bright	54.000	120	1Del Oph	2.7340	3200.0	108	20207	No
46	GOM_NL__2PRFIN20060110_191231_000000362044_00113_20207_7407.N1	10-JAN-2006 19:12:31	Bright	35.500	98	13Zet Oph	2.5710	30000.	71	20207	No
47	GOM_NL__2PRFIN20060110_191542_000000432044_00113_20207_7408.N1	10-JAN-2006 19:15:42	Tw_i_and_stray	42.500	97	8Bet1Sco	2.5610	30000.	85	20207	No
48	GOM_NL__2PRFIN20060110_191657_000000522044_00113_20207_7409.N1	10-JAN-2006 19:16:57	Tw_i_and_stray	51.500	16	21Alp Sco	1.0200	3000.0	103	20207	No
49	GOM_NL__2PRFIN20060110_192202_000000382044_00113_20207_7410.N1	10-JAN-2006 19:22:02	Dark	37.500	131	Gam Lup	2.8000	26000.	75	20207	No
50	GOM_NL__2PRFIN20060110_192339_000000402044_00113_20207_7411.N1	10-JAN-2006 19:23:39	Dark	39.500	109	Bet Lup	2.6770	26000.	79	20207	No
51	GOM_NL__2PRFIN20060110_192509_000000392044_00113_20207_7412.N1	10-JAN-2006 19:25:09	Dark	39.000	78	Alp Lup	2.3040	28000.	78	20207	No
52	GOM_NL__2PRFIN20060110_192758_000000422044_00114_20208_7385.N1	10-JAN-2006 19:27:58	Dark	41.500	4	Alp1Cen	-0.010000	5800.0	83	20208	No
53	GOM_NL__2PRFIN20060110_193531_000000392044_00114_20208_7386.N1	10-JAN-2006 19:35:31	Dark	39.000	124	The Car	2.7640	30000.	78	20208	No
54	GOM_NL__2PRFIN20060110_193704_000000392044_00114_20208_7387.N1	10-JAN-2006 19:37:04	Dark	38.500	29	Bet Car	1.6720	10200.	77	20208	No
55	GOM_NL__2PRFIN20060110_193850_000000402044_00114_20208_7388.N1	10-JAN-2006 19:38:50	Dark	39.500	71	lot Car	2.2460	7700.0	79	20208	No
56	GOM_NL__2PRFIN20060110_194012_000000462044_00114_20208_7389.N1	10-JAN-2006 19:40:12	Dark	46.000	41	Eps Car	1.8600	4100.0	92	20208	No
57	GOM_NL__2PRFIN20060110_194400_000000492044_00114_20208_7390.N1	10-JAN-2006 19:44:00	Dark	48.500	2	Alp Car	-0.73600	7000.0	97	20208	No
58	GOM_NL__2PRFIN20060110_194727_000000452044_00114_20208_7391.N1	10-JAN-2006 19:47:27	Straylight	44.500	117	Pi Pup	2.7060	3800.0	89	20208	No
59	GOM_NL__2PRFIN20060110_195004_000000432044_00114_20208_7392.N1	10-JAN-2006 19:50:04	Straylight	42.500	23	21Eps CMa	1.5020	26000.	85	20208	No
60	GOM_NL__2PRFIN20060110_195338_000000412044_00114_20208_7393.N1	10-JAN-2006 19:53:38	Straylight	40.500	47	2Bet CMa	1.9760	28000.	81	20208	No
61	GOM_NL__2PRFIN20060110_195700_000000452044_00114_20208_7394.N1	10-JAN-2006 19:57:00	Straylight	44.500	7	19Bet Ori	0.10000	14000.	89	20208	No
62	GOM_NL__2PRFIN20060110_195844_000000422044_00114_20208_7395.N1	10-JAN-2006 19:58:44	Tw_i_and_stray	41.500	30	46Eps Ori	1.6940	30000.	83	20208	No
63	GOM_NL__2PRFIN20060110_200102_000000522044_00114_20208_7396.N1	10-JAN-2006 20:01:02	Tw_i_and_stray	52.000	14	58Alp Ori	0.87000	3000.0	104	20208	No
64	GOM_NL__2PRFIN20060110_200458_000000362044_00114_20208_7397.N1	10-JAN-2006 20:04:58	Bright	36.000	176	23Zet Tau	3.0200	22000.	72	20208	No
65	GOM_NL__2PRFIN20060110_200706_000000522044_00114_20208_7398.N1	10-JAN-2006 20:07:06	Bright	52.000	28	12Bet Tau	1.6500	15200.	104	20208	No
66	GOM_NL__2PRFIN20060110_200835_000000382044_00114_20208_7399.N1	10-JAN-2006 20:08:35	Bright	37.500	114	3lot Aur	2.6930	4600.0	75	20208	No
67	GOM_NL__2PRFIN20060110_201145_000000382044_00114_20208_7400.N1	10-JAN-2006 20:11:45	Bright	38.000	42	34Bet Aur	1.9000	10200.	76	20208	No
68	GOM_NL__2PRFIN20060110_202413_000000372044_00114_20208_7401.N1	10-JAN-2006 20:24:13	Bright	37.000	49	1Alp UMi	1.9900	6300.0	74	20208	No
69	GOM_NL__2PRFIN20060110_203233_000000372044_00114_20208_7402.N1	10-JAN-2006 20:32:33	Bright	36.500	119	14Eta Dra	2.7270	4700.0	73	20208	No
70	GOM_NL__2PRFIN20060110_203458_000000362044_00114_20208_7403.N1	10-JAN-2006 20:34:58	Bright	36.000	130	23Bet Dra	2.7990	5800.0	72	20208	No
71	GOM_NL__2PRFIN20060110_204112_000000362044_00114_20208_7404.N1	10-JAN-2006 20:41:12	Bright	35.500	133	40Zet Her	2.8070	6000.0	71	20208	No
72	GOM_NL__2PRFIN20060110_204414_000000362044_00114_20208_7405.N1	10-JAN-2006 20:44:14	Bright	36.000	127	27Bet Her	2.7810	4700.0	72	20208	No
73	GOM_NL__2PRFIN20060110_204559_000000342044_00114_20208_7406.N1	10-JAN-2006 20:45:59	Bright	33.500	59	55Alp Oph	2.0800	8900.0	67	20208	No
74	GOM_NL__2PRFIN20060110_205140_000000542044_00114_20208_7407.N1	10-JAN-2006 20:51:40	Bright	54.000	120	1Del Oph	2.7340	3200.0	108	20208	No
75	GOM_NL__2PRFIN20060110_205307_000000522044_00114_20208_7408.N1	10-JAN-2006 20:53:07	Bright	52.000	98	13Zet Oph	2.5710	30000.	104	20208	No
76	GOM_NL__2PRFIN20060110_205618_000000432044_00114_20208_7409.N1	10-JAN-2006 20:56:18	Tw_i_and_stray	43.000	97	8Bet1Sco	2.5610	30000.	86	20208	No
77	GOM_NL__2PRFIN20060110_205733_000000522044_00114_20208_7410.N1	10-JAN-2006 20:57:33	Tw_i_and_stray	52.000	16	21Alp Sco	1.0200	3000.0	104	20208	No
78	GOM_NL__2PRFIN20060110_210239_000000382044_00114_20208_7411.N1	10-JAN-2006 21:02:39	Dark	38.000	131	Gam Lup	2.8000	26000.	76	20208	No
79	GOM_NL__2PRFIN20060110_210415_000000392044_00114_20208_7412.N1	10-JAN-2006 21:04:15	Dark	38.500	109	Bet Lup	2.6770	26000.	77	20208	No
80	GOM_NL__2PRFIN20060110_210546_000000392044_00114_20208_7413.N1	10-JAN-2006 21:05:46	Dark	39.000	78	Alp Lup	2.3040	28000.	78	20208	No
81	GOM_NL__2PRFIN20060110_210834_000000402044_00115_20209_7386.N1	10-JAN-2006 21:08:34	Dark	40.000	4	Alp1Cen	-0.010000	5800.0	80	20209	No
82	GOM_NL__2PRFIN20060110_211607_000000392044_00115_20209_7387.N1	10-JAN-2006 21:16:07	Dark	38.500	124	The Car	2.7640	30000.	77	20209	No
83	GOM_NL__2PRFIN20060110_211741_000000392044_00115_20209_7388.N1	10-JAN-2006 21:17:41	Dark	38.500	29	Bet Car	1.6720	10200.	77	20209	No
84	GOM_NL__2PRFIN20060110_211927_000000402044_00115_20209_7389.N1	10-JAN-2006 21:19:27	Dark	40.000	71	lot Car	2.2460	7700.0	80	20209	No
85	GOM_NL__2PRFIN20060110_212048_000000402044_00115_20209_7390.N1	10-JAN-2006 21:20:48	Dark	39.500	41	Eps Car	1.8600	4100.0	79	20209	No
86	GOM_NL__2PRFIN20060110_212436_000000472044_00115_20209_7391.N1	10-JAN-2006 21:24:36	Dark	47.000	2	Alp Car	-0.73600	7000.0	94	20209	No
87	GOM_NL__2PRFIN20060110_212803_000000442044_00115_20209_7392.N1	10-JAN-2006 21:28:03	Straylight	43.500	117	Pi Pup	2.7060	3800.0	87	20209	No
88	GOM_NL__2PRFIN20060110_213040_000000432044_00115_20209_7393.N1	10-JAN-2006 21:30:40	Straylight	43.000	23	21Eps CMa	1.5020	26000.	86	20209	No
89	GOM_NL__2PRFIN20060110_213414_000000412044_00115_20209_7394.N1	10-JAN-2006 21:34:14	Straylight	41.000	47	2Bet CMa	1.9760	28000.	82	20209	No
90	GOM_NL__2PRFIN20060110_213736_000000492044_00115_20209_7395.N1	10-JAN-2006 21:37:36	Straylight	48.500	7	19Bet Ori	0.10000	14000.	97	20209	No
91	GOM_NL__2PRFIN20060110_213920_000000392044_00115_20209_7396.N1	10-JAN-2006 21:39:20	Tw_i_and_stray	39.000	30	46Eps Ori	1.6940	30000.	78	20209	No
92	GOM_NL__2PRFIN20060110_214138_000000522044_00115_20209_7397.N1	10-JAN-2006 21:41:38	Tw_i_and_stray	52.000	14	58Alp Ori	0.87000	3000.0	104	20209	No
93	GOM_NL__2PRFIN20060110_214534_000000362044_00115_20209_7398.N1	10-JAN-2006 21:45:34	Bright	36.000	176	23Zet Tau	3.0200	22000.	72	20209	No
94	GOM_NL__2PRFIN20060110_214742_000000372044_00115_20209_7399.N1	10-JAN-2006 21:47:42	Bright	37.000	28	12Bet Tau	1.6500	15200.	74	20209	No
95	GOM_NL__2PRFIN20060110_214911_000000362044_00115_20209_7400.N1	10-JAN-2006 21:49:11	Bright	36.000	114	3lot Aur	2.6930	4600.0	72	20209	No
96	GOM_NL__2PRFIN20060110_215220_000000382044_00115_20209_7401.N1	10-JAN-2006 21:52:20	Bright	37.500	42	34Bet Aur	1.9000	10200.	75	20209	No
97	GOM_NL__2PRFIN20060110_220449_000000362044_00115_20209_7402.N1	10-JAN-2006 22:04:49	Bright	36.000	49	1Alp UMi	1.9900	6300.0	72	20209	No
98	GOM_NL__2PRFIN20060110_221308_000000372044_00115_20209_7403.N1	10-JAN-2006 22:13:08	Bright	37.000	119	14Eta Dra	2.7270	4700.0	74	20209	No
99	GOM_NL__2PRFIN20060110_221534_000000362044_00115_20209_7404.N1	10-JAN-2006 22:15:34	Bright	35.500	130	23Bet Dra	2.7990	5800.0	71	20209	No
100	GOM_NL__2PRFIN20060110_222148_000000532044_00115_20209_7405.N1	10-JAN-2006 22:21:48	Bright	53.000	133	40Zet Her	2.8070	6000.0	106	20209	No
101	GOM_NL__2PRFIN20060110_222450_000000362044_00115_20209_7406.N1	10-JAN-2006 22:24:50	Bright	35.500	127	27Bet Her	2.7810	4700.0	71	20209	No

102	GOM_NL__2PRFIN20060110_222635_000000332044_00115_20209_7407.N1	10-JAN-2006 22:26:35	Bright	33.000	59	55Alp Oph	2.0800	8900.0	66	20209	No
103	GOM_NL__2PRFIN20060110_223216_000000542044_00115_20209_7408.N1	10-JAN-2006 22:32:16	Bright	54.000	120	1Del Oph	2.7340	3200.0	108	20209	No
104	GOM_NL__2PRFIN20060110_223343_000000522044_00115_20209_7409.N1	10-JAN-2006 22:33:43	Bright	52.000	98	13Zet Oph	2.5710	30000.	104	20209	No
105	GOM_NL__2PRFIN20060110_223654_000000422044_00115_20209_7410.N1	10-JAN-2006 22:36:54	Tw_i_and_stray	42.000	97	8Bet1Sco	2.5610	30000.	84	20209	No
106	GOM_NL__2PRFIN20060110_223810_000000442044_00115_20209_7411.N1	10-JAN-2006 22:38:10	Tw_i_and_stray	44.000	16	21Alp Sco	1.0200	3000.0	88	20209	No
107	GOM_NL__2PRFIN20060110_224315_000000392044_00115_20209_7412.N1	10-JAN-2006 22:43:15	Dark	38.500	131	Gam Lup	2.8000	26000.	77	20209	No
108	GOM_NL__2PRFIN20060110_224452_000000382044_00115_20209_7413.N1	10-JAN-2006 22:44:52	Dark	38.000	109	Bet Lup	2.6770	26000.	76	20209	No
109	GOM_NL__2PRFIN20060110_224622_000000402044_00115_20209_7414.N1	10-JAN-2006 22:46:22	Dark	39.500	78	Alp Lup	2.3040	28000.	79	20209	No
110	GOM_NL__2PRFIN20060110_224910_000000522044_00116_20210_7387.N1	10-JAN-2006 22:49:10	Dark	51.500	4	Alp1Cen	-0.010000	5800.0	103	20210	No
111	GOM_NL__2PRFIN20060110_225643_000000402044_00116_20210_7388.N1	10-JAN-2006 22:56:43	Dark	40.000	124	The Car	2.7640	30000.	80	20210	No
112	GOM_NL__2PRFIN20060110_225817_000000392044_00116_20210_7389.N1	10-JAN-2006 22:58:17	Dark	38.500	29	Bet Car	1.6720	10200.	77	20210	No
113	GOM_NL__2PRFIN20060110_230003_000000392044_00116_20210_7390.N1	10-JAN-2006 23:00:03	Dark	39.000	71	lot Car	2.2460	7700.0	78	20210	No
114	GOM_NL__2PRFIN20060110_230124_000000402044_00116_20210_7391.N1	10-JAN-2006 23:01:24	Dark	39.500	41	Eps Car	1.8600	4100.0	79	20210	No
115	GOM_NL__2PRFIN20060110_230512_000000502044_00116_20210_7392.N1	10-JAN-2006 23:05:12	Dark	49.500	2	Alp Car	-0.73600	7000.0	99	20210	No
116	GOM_NL__2PRFIN20060110_230839_000000462044_00116_20210_7393.N1	10-JAN-2006 23:08:39	Straylight	46.000	117	Pi Pup	2.7060	3800.0	92	20210	No
117	GOM_NL__2PRFIN20060110_231116_000000452044_00116_20210_7394.N1	10-JAN-2006 23:11:16	Straylight	45.000	23	21Eps CMa	1.5020	26000.	90	20210	No
118	GOM_NL__2PRFIN20060110_231500_000000042044_00116_20210_7395.N1	10-JAN-2006 23:15:00	Straylight	4.0000	1	9Alp CMa	-1.4400	11000.	8	20210	No
119	GOM_NL__2PRFIN20060110_231812_000000422044_00116_20210_7396.N1	10-JAN-2006 23:18:12	Straylight	41.500	7	19Bet Ori	0.10000	14000.	83	20210	No
120	GOM_NL__2PRFIN20060110_231956_000000402044_00116_20210_7397.N1	10-JAN-2006 23:19:56	Tw_i_and_stray	40.000	30	46Eps Ori	1.6940	30000.	80	20210	No
121	GOM_NL__2PRFIN20060110_232214_000000522044_00116_20210_7398.N1	10-JAN-2006 23:22:14	Tw_i_and_stray	52.000	14	58Alp Ori	0.87000	3000.0	104	20210	No
122	GOM_NL__2PRFIN20060110_232610_000000362044_00116_20210_7399.N1	10-JAN-2006 23:26:10	Bright	35.500	176	23Zet Tau	3.0200	22000.	71	20210	No
123	GOM_NL__2PRFIN20060110_232818_000000382044_00116_20210_7400.N1	10-JAN-2006 23:28:18	Bright	37.500	28	12Bet Tau	1.6500	15200.	75	20210	No
124	GOM_NL__2PRFIN20060110_232947_000000362044_00116_20210_7401.N1	10-JAN-2006 23:29:47	Bright	35.500	114	3lot Aur	2.6930	4600.0	71	20210	No
125	GOM_NL__2PRFIN20060110_233256_000000372044_00116_20210_7402.N1	10-JAN-2006 23:32:56	Bright	37.000	42	34Bet Aur	1.9000	10200.	74	20210	No
126	GOM_NL__2PRFIN20060110_234525_000000372044_00116_20210_7403.N1	10-JAN-2006 23:45:25	Bright	36.500	49	1Alp UMi	1.9900	6300.0	73	20210	No
127	GOM_NL__2PRFIN20060110_235344_000000372044_00116_20210_7404.N1	10-JAN-2006 23:53:44	Bright	36.500	119	14Eta Dra	2.7270	4700.0	73	20210	No
128	GOM_NL__2PRFIN20060110_235610_000000362044_00116_20210_7405.N1	10-JAN-2006 23:56:10	Bright	35.500	130	23Bet Dra	2.7990	5800.0	71	20210	No

3. Quality information per product

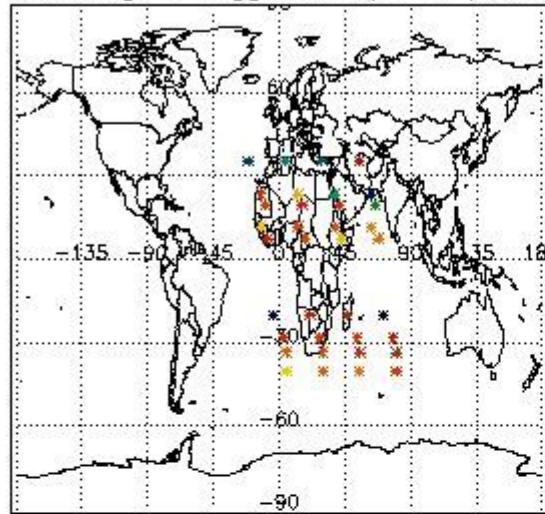
In this section it is plotted some information contained in the Quality Summary data set of the level 2 products. Only products in dark limb conditions and without errors (error flag in the MPH set to "0") are used.

3.1 Plot quality information per product (time dependant)

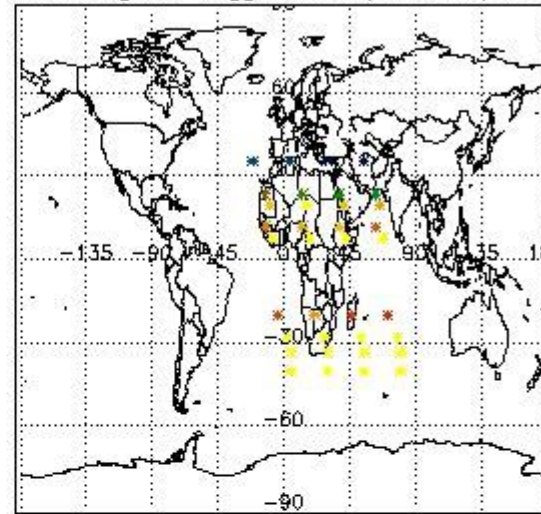


3.2 Plot quality information per product (world map)


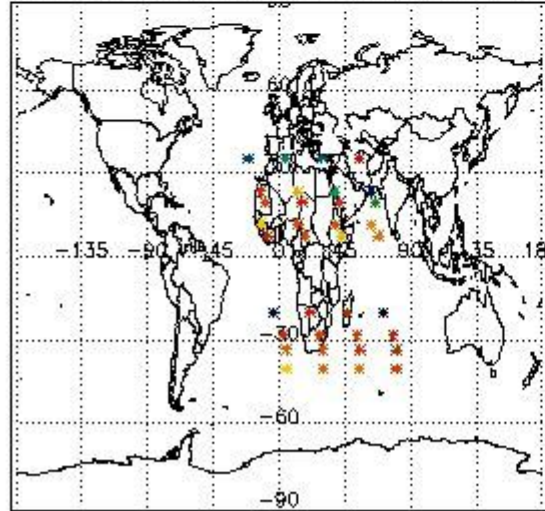
Percentage of flagged data per O3 profile



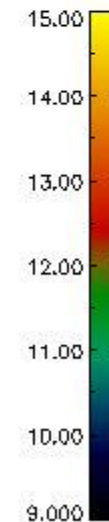
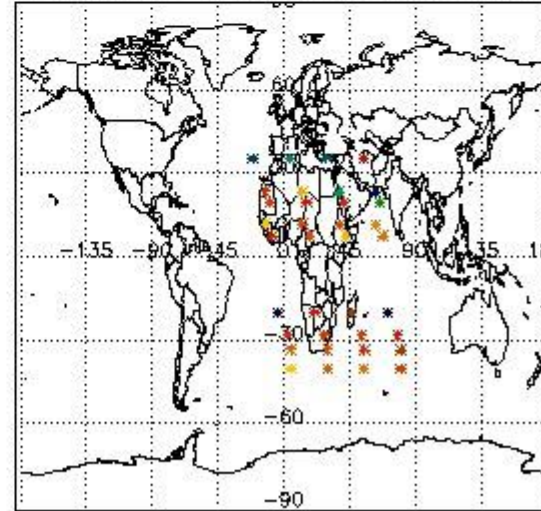
Percentage of flagged data per H2O profile



Percentage of flagged data per NO2 profile



Percentage of flagged data per NO3 profile

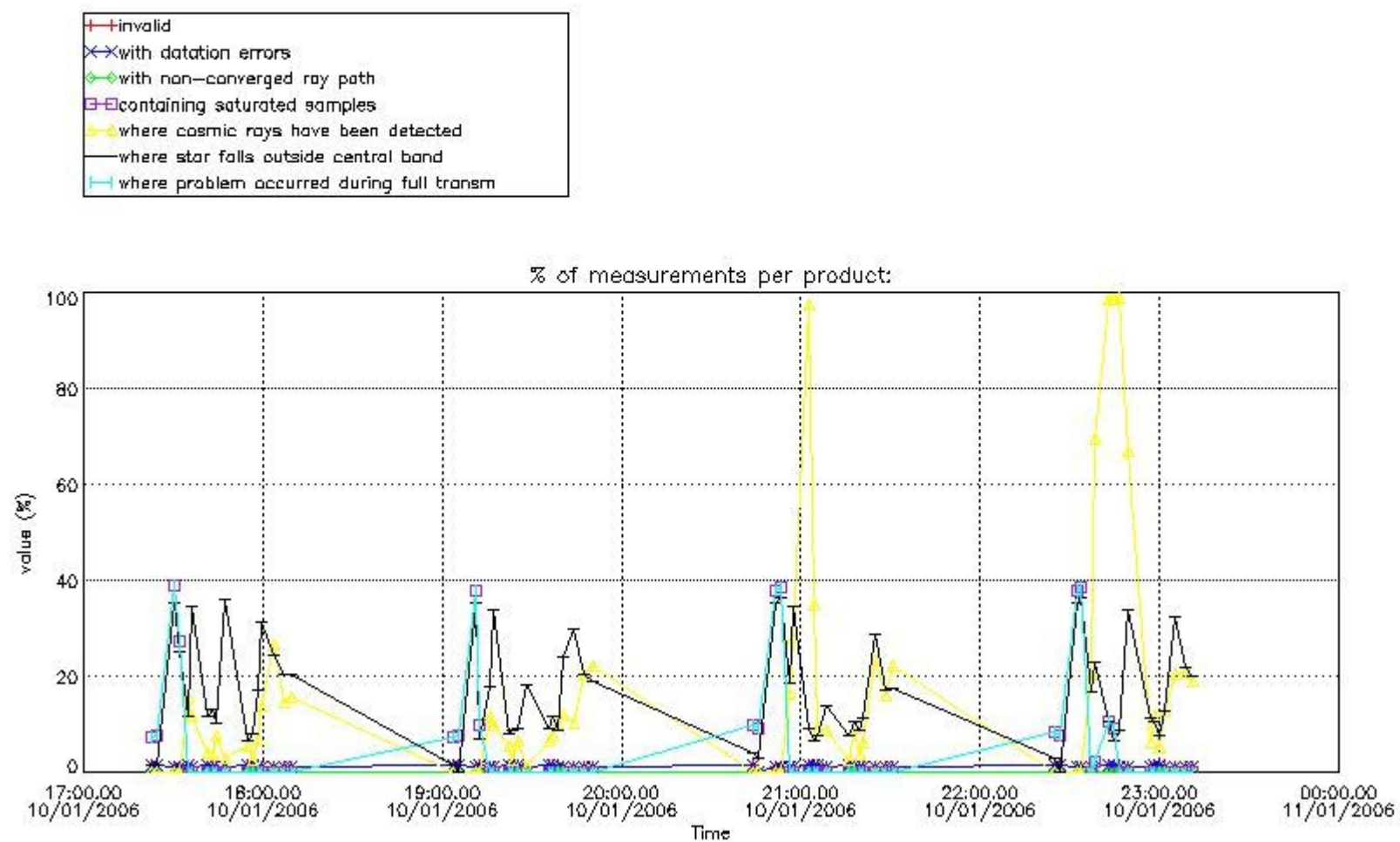


4. Level 1 quality information per product

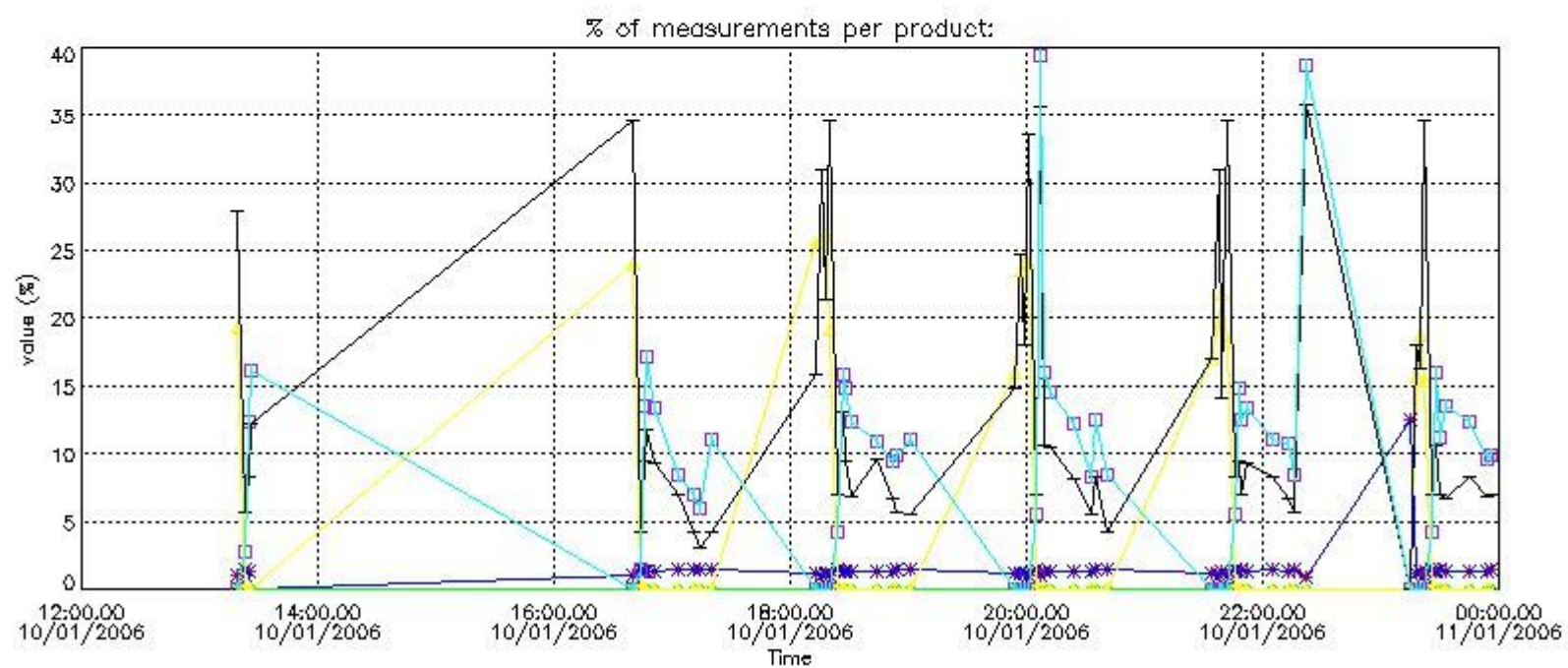
In this section it is plotted some information contained in the Quality Summary data set of the level 2 products that comes from the level 1b processing. Products without errors (error flag in the MPH set to "0") are used.

4.1 Plot quality information per product (time dependant) coming from level 1b processing

4.1.1 Plot level 1 quality information per product (time dependant): ENVISAT ASCENDING passes



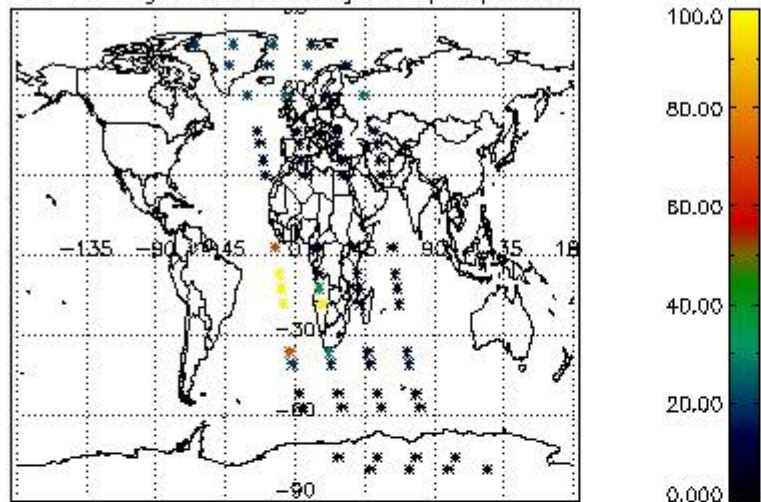
4.1.2 Plot level 1 quality information per product (time dependant): ENVI SAT DESCENDING passes



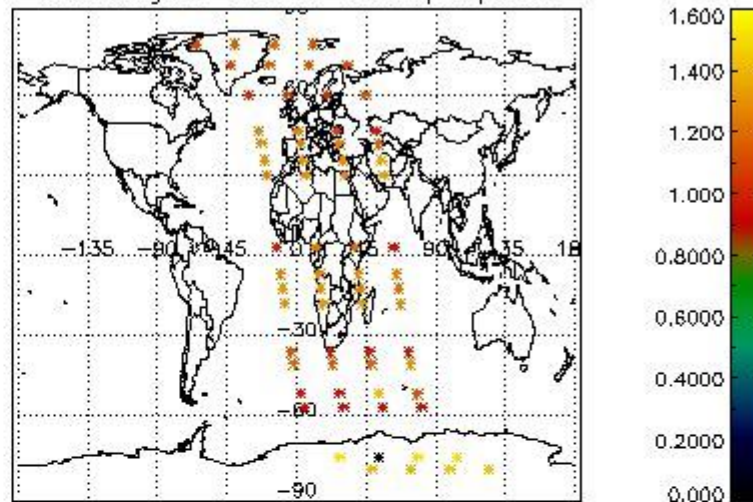
4.2 Plot quality information per product coming from level 1b processing (world map)

4.2.1 Plot level 1 quality information per product (world map): ENVISAT ASCENDING passes

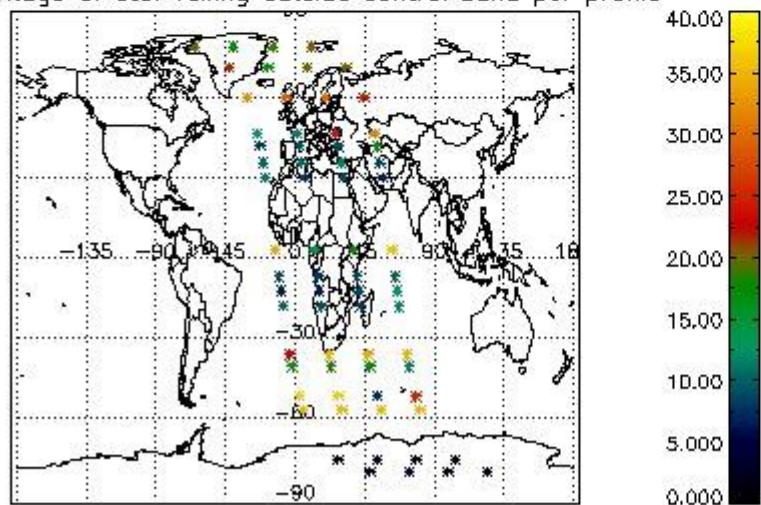
Percentage of cosmic ray hits per profile



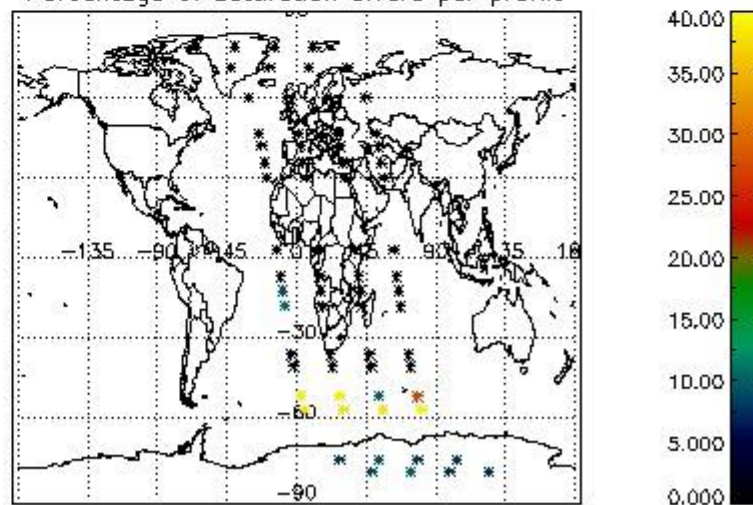
Percentage of datation errors per profile



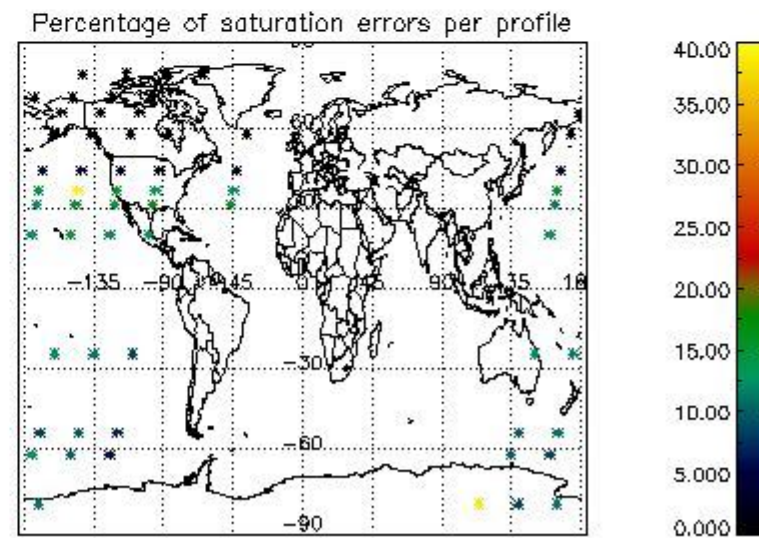
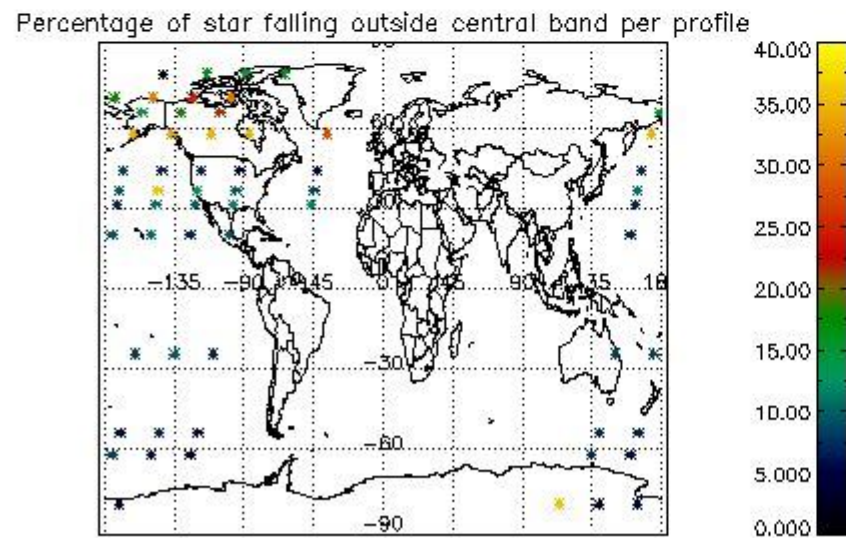
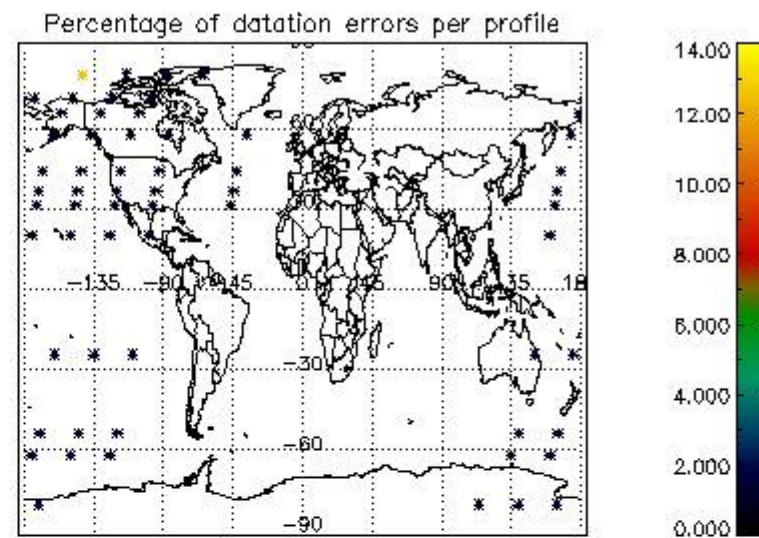
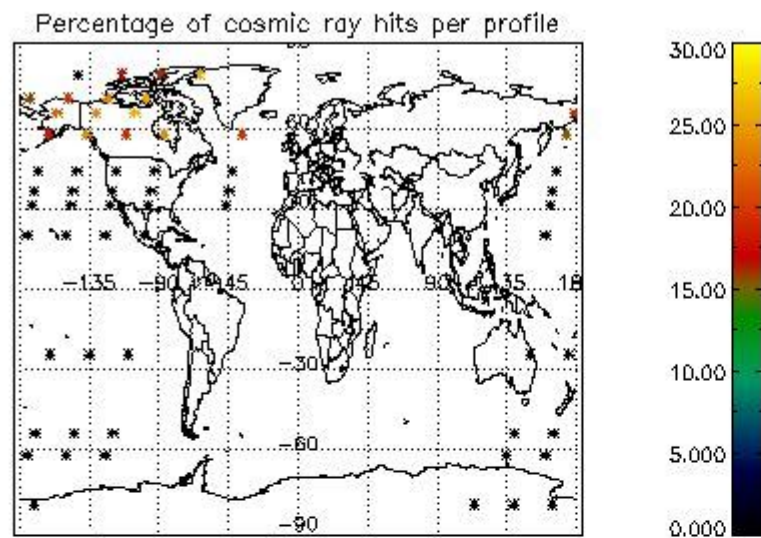
Percentage of star falling outside central band per profile



Percentage of saturation errors per profile



4.2.2 Plot level 1 quality information per product (world map): ENVISAT DESCENDING passes



5. Trace gas profiles

5.1 Ozone statistics based on quality of products

The final quality of the products can be "measured" using the STD (Standard Deviation) attached to every point profile. This information is written to the parameter GOM_NL__2P/NL_LOCAL_SPECIES_DENSITY/o3_std of the level 2 products. The table below shows the statistics for given STD ranges.

The statistics are given with respect to the overall valid production:

- Products without fatal errors: GOM_NL__2P/MPH/PRODUCT_ERR=0
- Valid point profile: GOM_NL__2P/NL_LOCAL_SPECIES_DENSITY/pcd(0)=0

The 'Criteria' is applied to valid points of dark limb products:

- Products in dark limb illumination condition: GOM_NL__2P/NL_SUMMARY_QUALITY/obs_ill_cond=0
- Products without fatal errors: GOM_NL__2P/MPH/PRODUCT_ERR=0
- Valid point profile: GOM_NL__2P/NL_LOCAL_SPECIES_DENSITY/pcd(0)=0

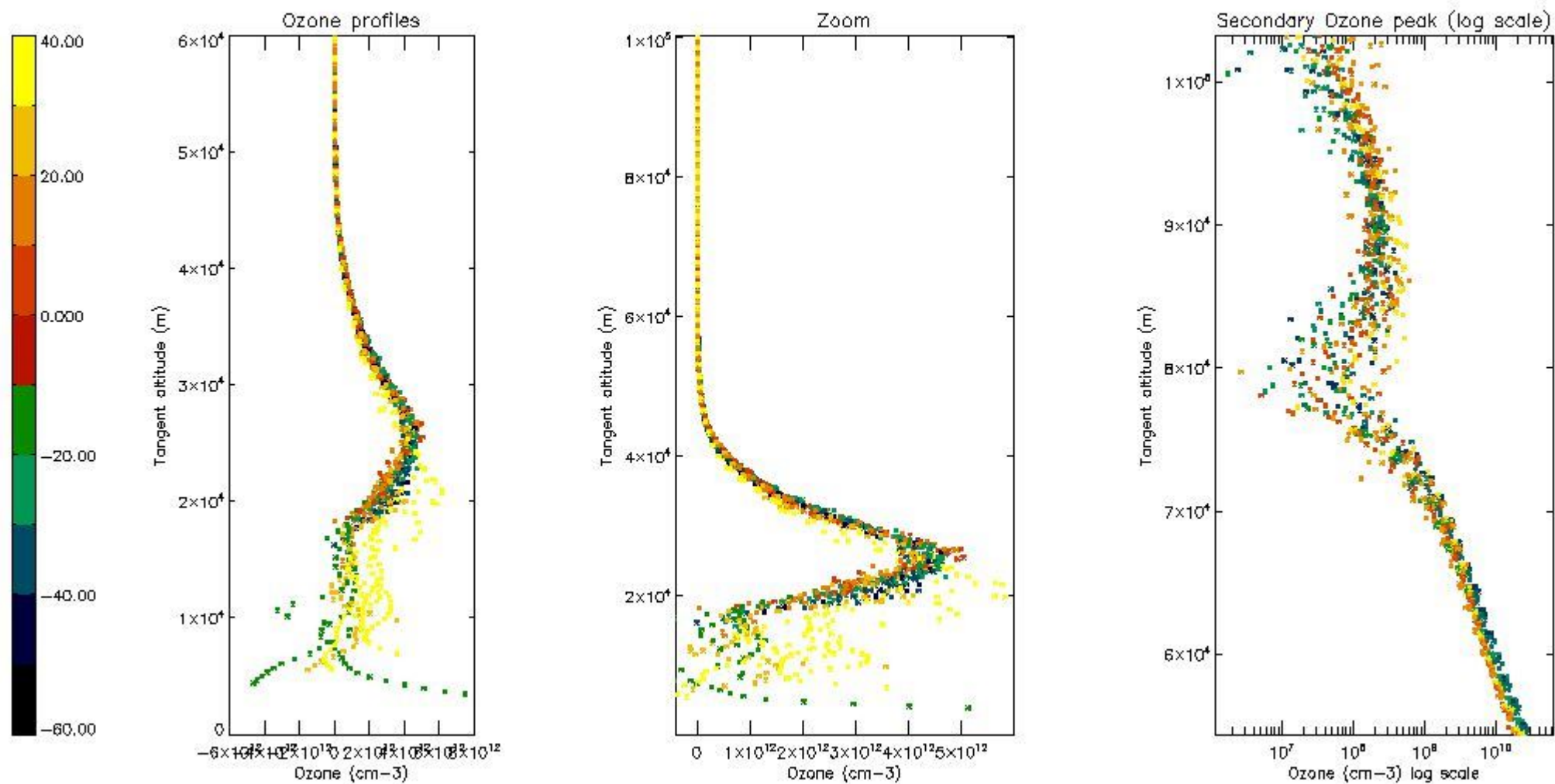
So, the table below shows the percentage of dark limb and valid observations for each criteria with respect to the overall valid daily observations.

Criteria	% of total production
All STD	29
STD < 20	19

STD < 10	15
STD < 5	11

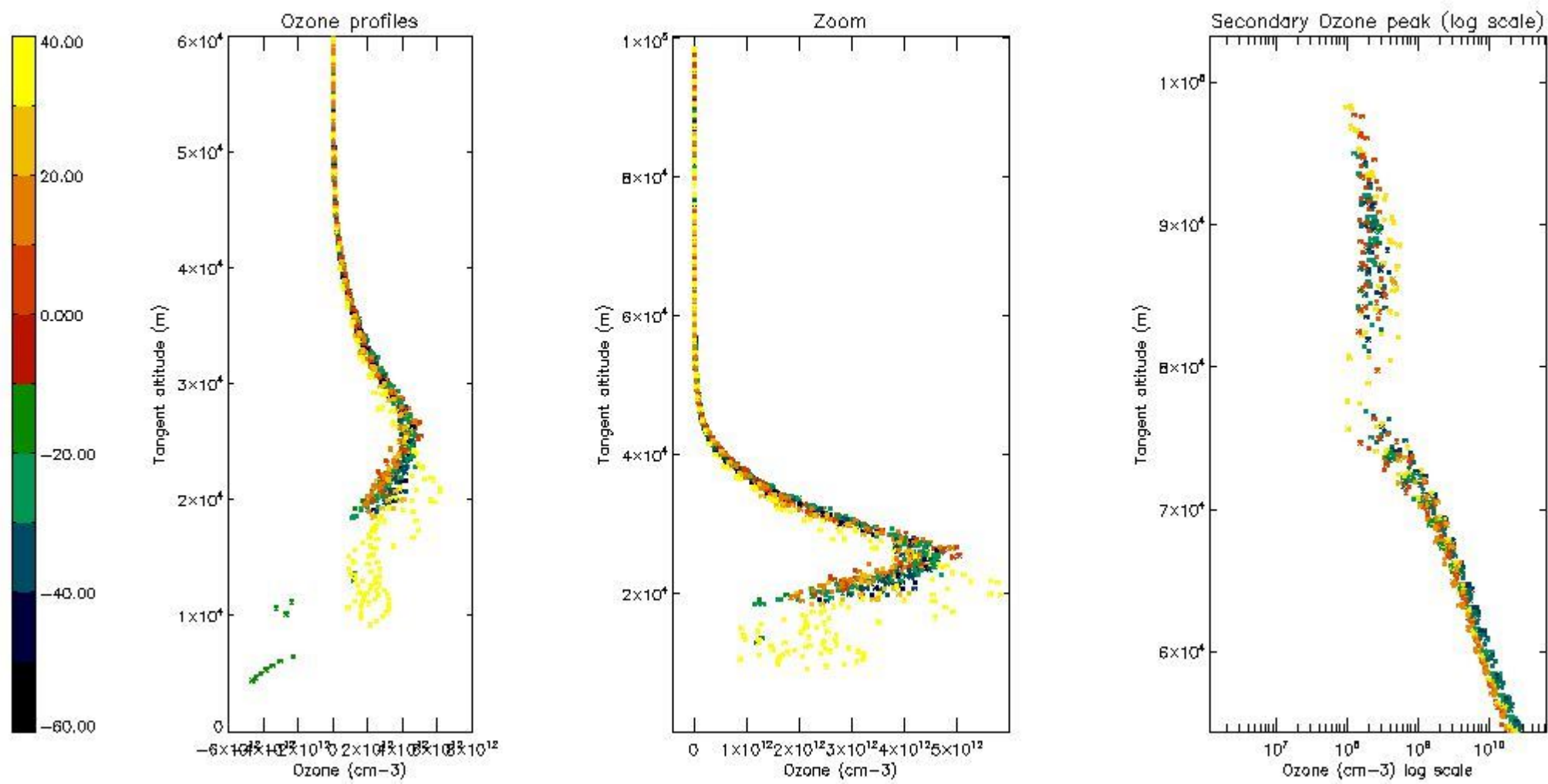
5.2 Plot ozone profiles for all STD (dark without errors)

The colorbar represents the latitude.



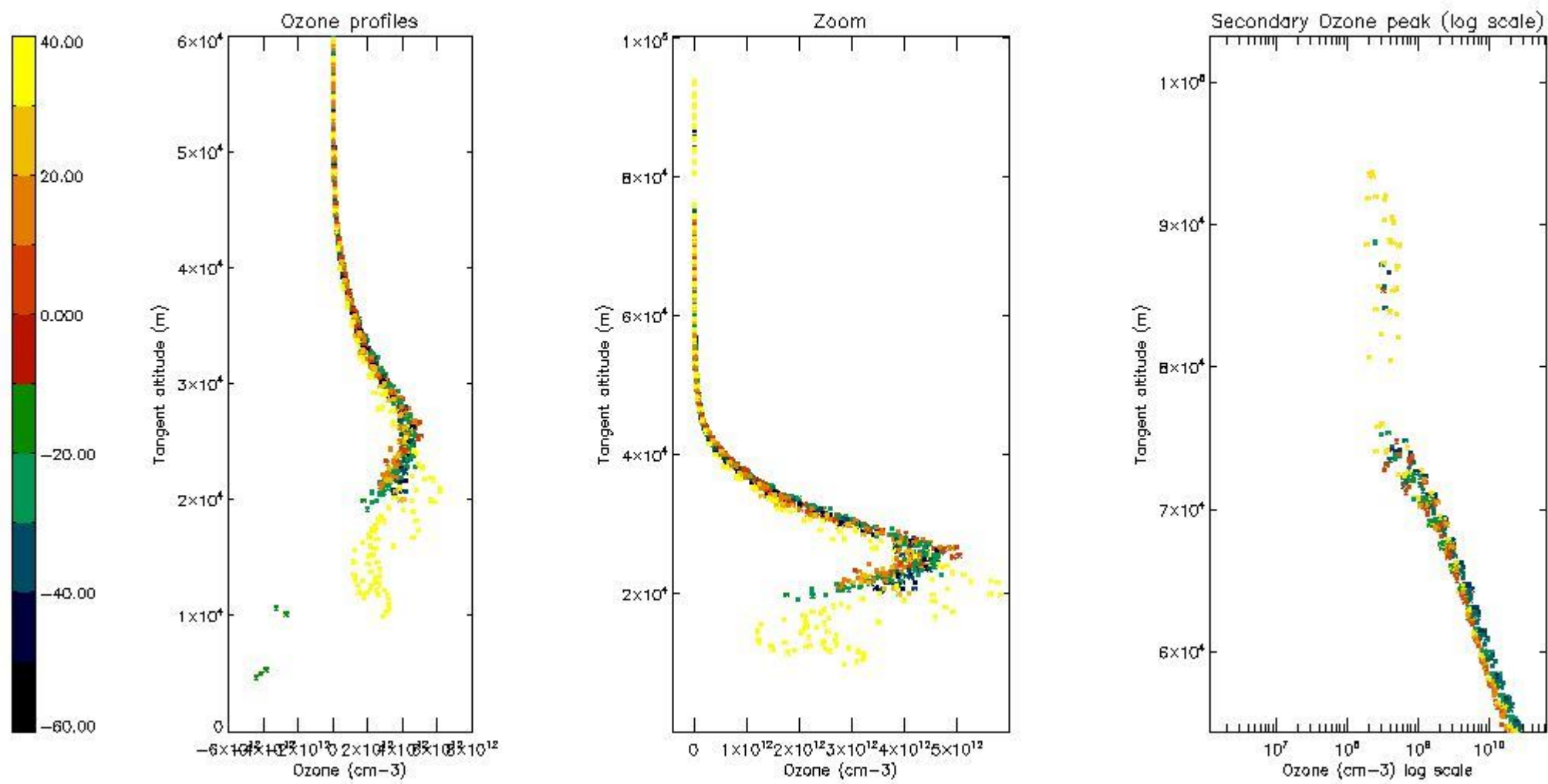
5.3 Plot ozone profiles where STD < 20% (dark without errors)

The colorbar represents the latitude.



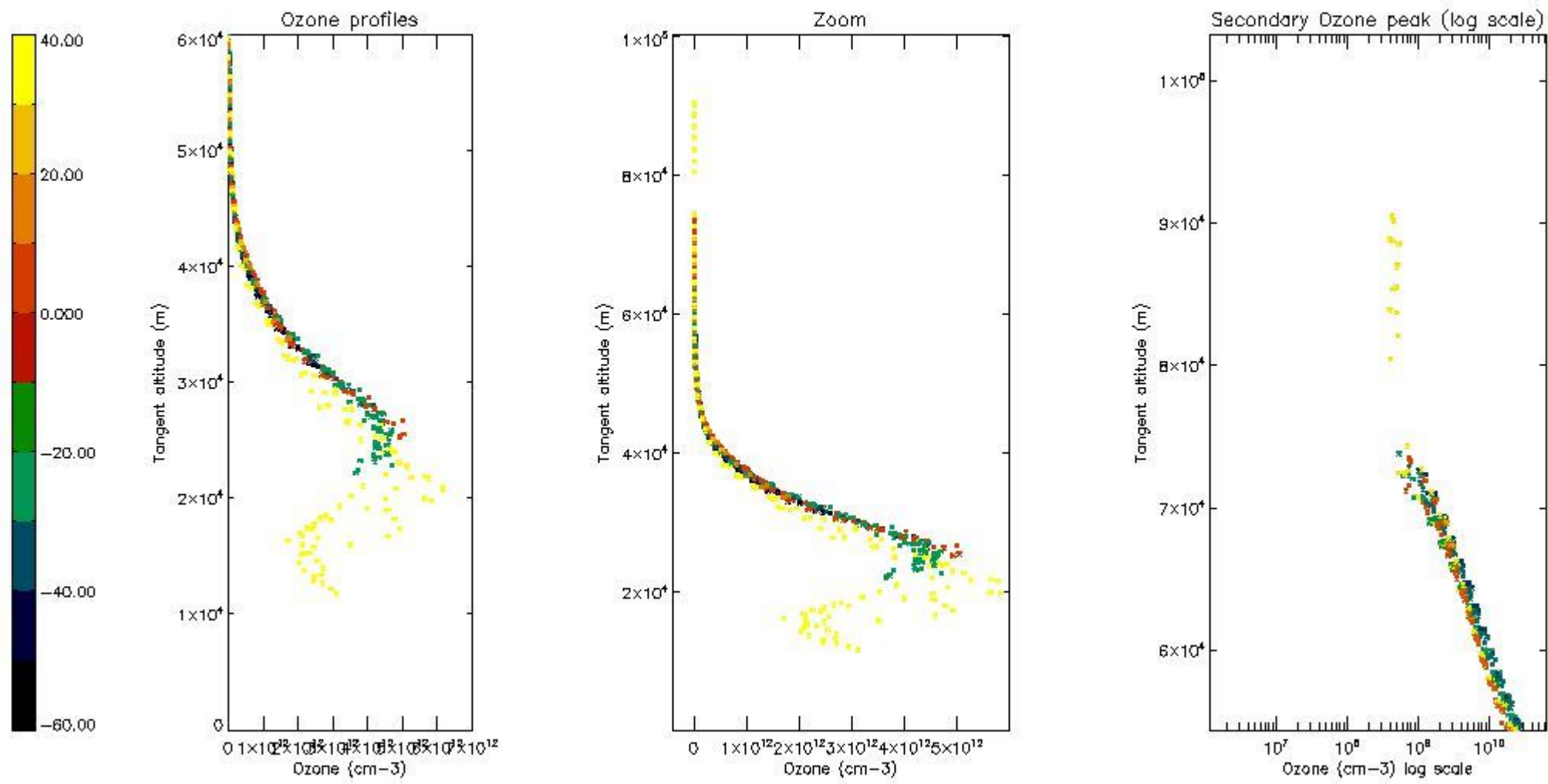
5.4 Plot ozone profiles where STD < 10% (dark without errors)

The colorbar represents the latitude.



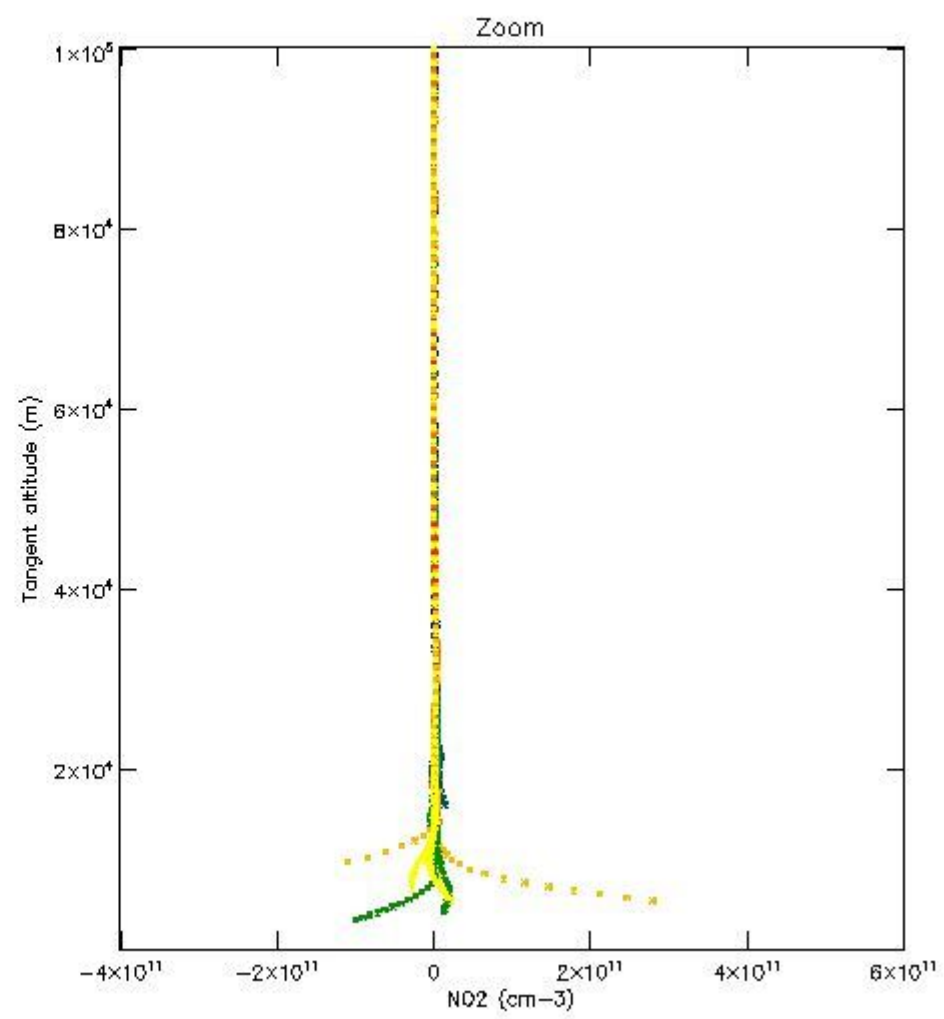
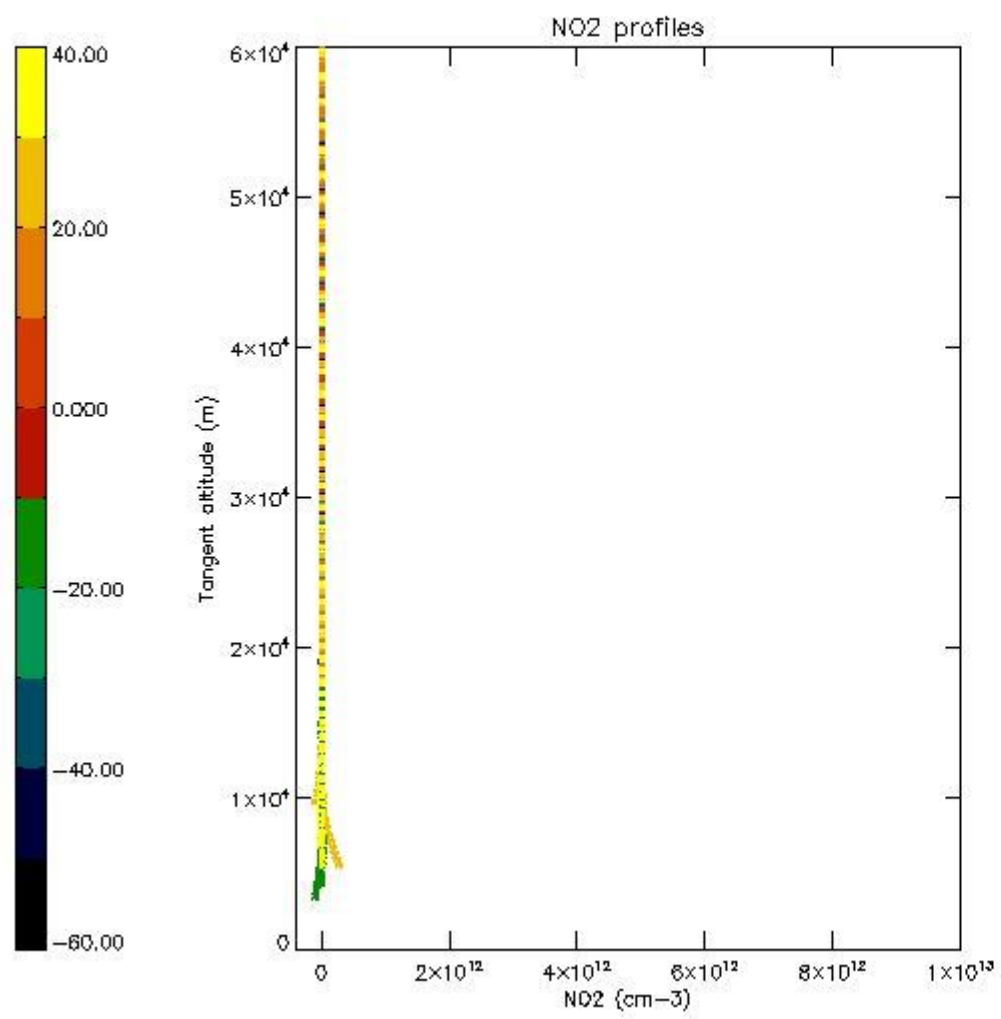
5.5 Plot ozone profiles where STD < 5% (dark without errors)

The colorbar represents the latitude.



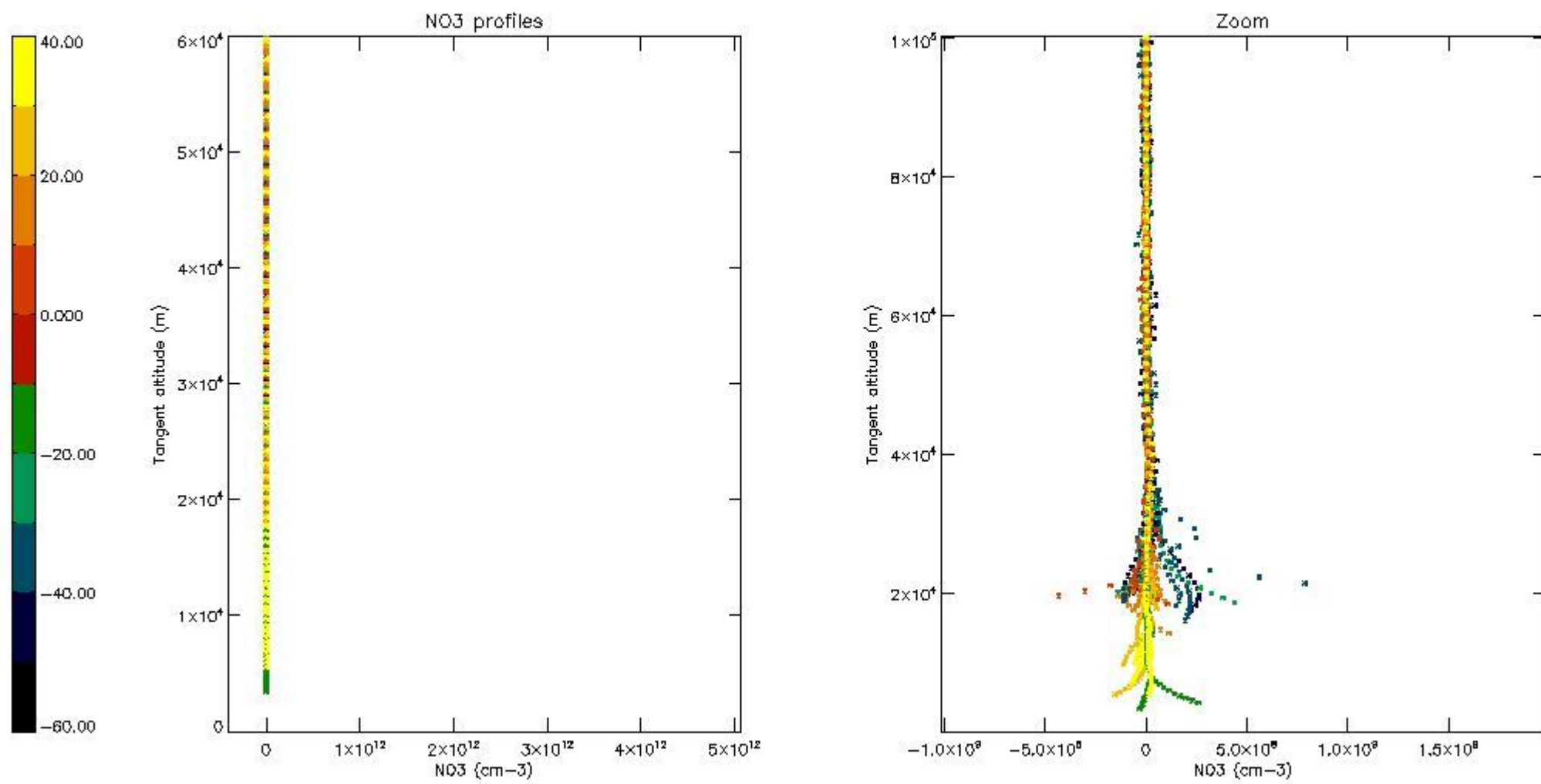
5.6 Plot NO₂ profiles for all STD (dark without errors)

The colorbar represents the latitude.



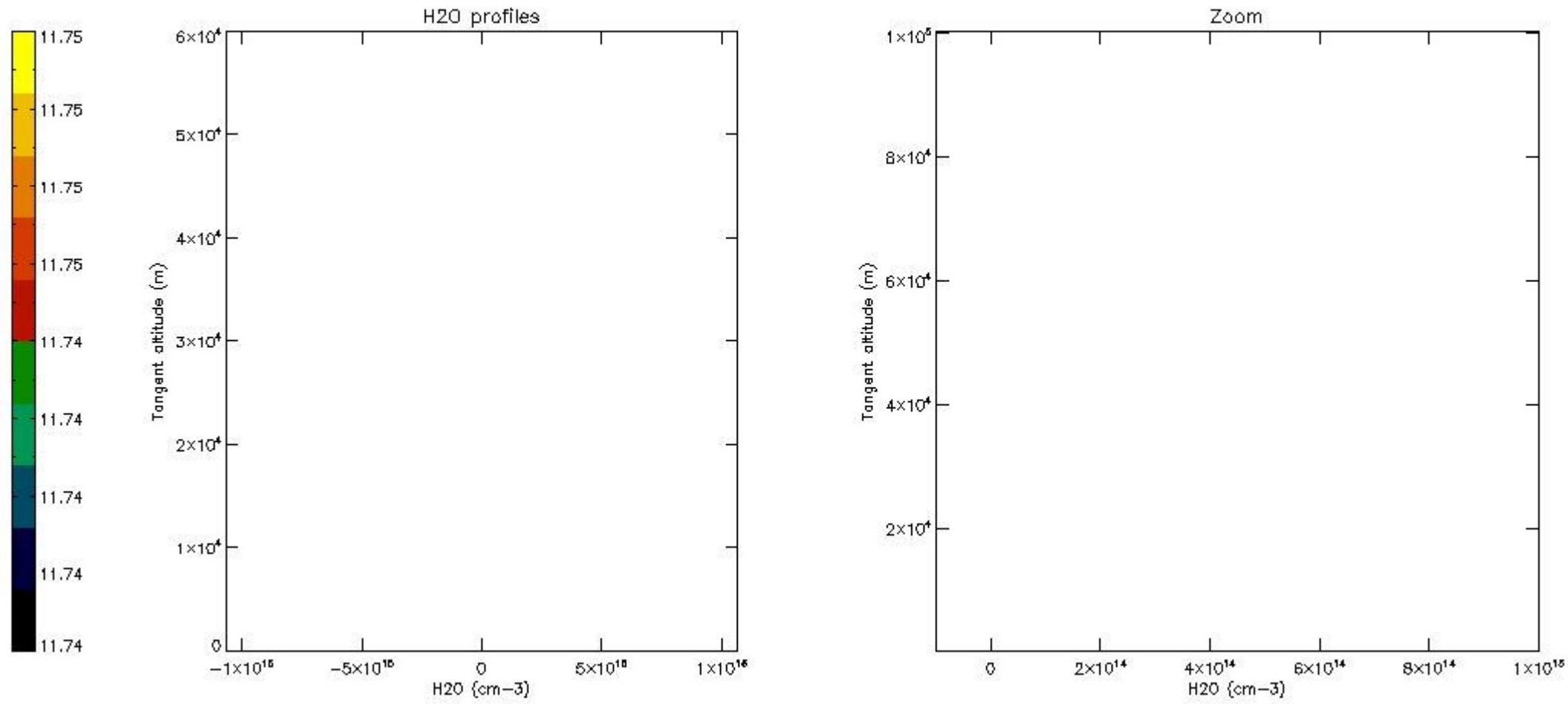
5.7 Plot NO3 profiles for all STD (dark without errors)

The colorbar represents the latitude.



5.8 Plot H2O profiles for all STD (only for occultations of stars 1,2,3,4,13,14,16,26,63 dark without errors)

The colorbar represents the latitude.



6. Auxiliary Data Files used for the production reported in section 2

The number reported in the third column indicates since which file (see list in section 2) the corresponding auxiliary file has been used. The fourth column is the date of those product files.

Type	Auxiliary Filename	Used since product	Used since product date
INST_PHYS_CHARACTERISTICS	GOM_INS_AXVIEC20091111_143220_20030716_120000_20500101_000000	1	10-JAN-2006 13:18:38
LEVEL-2_PROC_CONFIG	GOM_PR2_AXVIEC20091111_152718_20020301_000000_20500101_000000	1	10-JAN-2006 13:18:38
CROSS_SECTIONS_FILE	GOM_CRS_AXVIEC20091111_154832_20020301_000000_20500101_000000	1	10-JAN-2006 13:18:38

GOMOS Level 2 Daily Report

SUMMARY

[1. General Info](#)

[2. Summary of processed GOM_NL_2P products](#)

[3. Level 2 Quality information per product](#)

[3.1 Plot of level 2 quality information per product \(time dependant\)](#)

[3.2 Plot of level 2 quality information per product \(world map\)](#)

[4. Level 1 Quality information per product \(stored on level 2 products\)](#)

[4.1 Plot of level 1 quality information per product \(time dependant\)](#)

[4.1.1 Plot of level 1 quality information per product \(time dependant\): ASCENDING](#)

[4.1.2 Plot of level 1 quality information per product \(time dependant\): DESCENDING](#)

[4.2 Plot of level 1 quality information per product \(world map\)](#)

[4.2.1 Plot of level 1 quality information per product \(world map\): ASCENDING](#)

[4.2.2 Plot of level 1 quality information per product \(world map\): DESCENDING](#)

[5. Ozone profiles based on quality statistics and other trace gas profiles](#)

[5.1 Ozone statistics based on quality of products](#)

[5.2 Plot ozone profiles for all STD \(dark without errors\)](#)

[5.3 Plot ozone profiles where STD < 20% \(dark without errors\)](#)

[5.4. Plot ozone profiles where STD < 10% \(dark without errors\)](#)

[5.5. Plot ozone profiles where STD < 5% \(dark without errors\)](#)

[5.6 Plot NO2 profiles for all STD \(dark without errors\)](#)

[5.7 Plot NO3 profiles for all STD \(dark without errors\)](#)

[5.8 Plot H2O profiles \(only for occultations of stars 1,2,3,4,13,14,16,26,63 dark without errors\) for all STD](#)

[6. Auxiliary Data Files used for the production reported in section 2](#)

This report presents the daily analysis on parameters extracted from GOMOS level 2 data (GOM_NL__2P). It is intended to monitor some important parameters that will impact the quality of these products. A list of level 2 products (and content) that have arrived during the reporting day to the PCF is also given.

Item	Value
Time of report generation	22APR2013 11:52:41
Data source version	GOMOS/6.01
Start time of products	10-01-2006 (10JAN2006 00:00:00)
Stop time of products	11-01-2006 (11JAN2006 00:00:00)
Store outputs in DB	Yes
Nb of level 2 prods	128
Nb of prods with errors	0

2. Summary of processed GOM_NL__2P products.

Nr	Filename	UTC Start time	Limb	Duration	Star Id	Star Name	Star Mag	Star Temp	Nb Meas	Orbit	Prod. error
1	GOM_NL__2PRFIN20060110_131838_000000472044_00110_20204_7361.N1	10-JAN-2006 13:18:38	Twilight	46.500	14	58Alp Ori	0.87000	3000.0	93	20204	No
2	GOM_NL__2PRFIN20060110_132234_000000362044_00110_20204_7362.N1	10-JAN-2006 13:22:34	Bright	35.500	176	23Zet Tau	3.0200	22000.	71	20204	No
3	GOM_NL__2PRFIN20060110_132442_000000372044_00110_20204_7363.N1	10-JAN-2006 13:24:42	Bright	36.500	28	12Bet Tau	1.6500	15200.	73	20204	No
4	GOM_NL__2PRFIN20060110_132610_000000372044_00110_20204_7364.N1	10-JAN-2006 13:26:10	Bright	37.000	114	3Iot Aur	2.6930	4600.0	74	20204	No
5	GOM_NL__2PRFIN20060110_163950_000000522044_00112_20206_7363.N1	10-JAN-2006 16:39:50	Twilight	52.000	14	58Alp Ori	0.87000	3000.0	104	20206	No
6	GOM_NL__2PRFIN20060110_164346_000000352044_00112_20206_7364.N1	10-JAN-2006 16:43:46	Bright	35.000	176	23Zet Tau	3.0200	22000.	70	20206	No
7	GOM_NL__2PRFIN20060110_164554_000000372044_00112_20206_7365.N1	10-JAN-2006 16:45:54	Bright	37.000	28	12Bet Tau	1.6500	15200.	74	20206	No
8	GOM_NL__2PRFIN20060110_164722_000000382044_00112_20206_7366.N1	10-JAN-2006 16:47:22	Bright	38.000	114	3Iot Aur	2.6930	4600.0	76	20206	No
9	GOM_NL__2PRFIN20060110_165033_000000382044_00112_20206_7367.N1	10-JAN-2006 16:50:33	Bright	37.500	42	34Bet Aur	1.9000	10200.	75	20206	No
10	GOM_NL__2PRFIN20060110_170301_000000362044_00112_20206_7368.N1	10-JAN-2006 17:03:01	Bright	35.500	49	1Alp UMi	1.9900	6300.0	71	20206	No
11	GOM_NL__2PRFIN20060110_171121_000000362044_00112_20206_7369.N1	10-JAN-2006 17:11:21	Bright	36.000	119	14Eta Dra	2.7270	4700.0	72	20206	No
12	GOM_NL__2PRFIN20060110_171346_000000342044_00112_20206_7370.N1	10-JAN-2006 17:13:46	Bright	33.500	130	23Bet Dra	2.7990	5800.0	67	20206	No
13	GOM_NL__2PRFIN20060110_172000_000000362044_00112_20206_7371.N1	10-JAN-2006 17:20:00	Bright	36.000	133	40Zet Her	2.8070	6000.0	72	20206	No
14	GOM_NL__2PRFIN20060110_172302_000000352044_00112_20206_7372.N1	10-JAN-2006 17:23:02	Bright	35.000	127	27Bet Her	2.7810	4700.0	70	20206	No
15	GOM_NL__2PRFIN20060110_172447_000000332044_00112_20206_7373.N1	10-JAN-2006 17:24:47	Bright	33.000	59	55Alp Oph	2.0800	8900.0	66	20206	No
16	GOM_NL__2PRFIN20060110_173028_000000542044_00112_20206_7374.N1	10-JAN-2006 17:30:28	Bright	54.000	120	1Del Oph	2.7340	3200.0	108	20206	No
17	GOM_NL__2PRFIN20060110_173154_000000442044_00112_20206_7375.N1	10-JAN-2006 17:31:54	Bright	44.000	98	13Zet Oph	2.5710	30000.	88	20206	No
18	GOM_NL__2PRFIN20060110_173505_000000392044_00112_20206_7376.N1	10-JAN-2006 17:35:05	Twilight	38.500	97	8Bet1Sco	2.5610	30000.	77	20206	No
19	GOM_NL__2PRFIN20060110_173621_000000522044_00112_20206_7377.N1	10-JAN-2006 17:36:21	Twilight	52.000	16	21Alp Sco	1.0200	3000.0	104	20206	No
20	GOM_NL__2PRFIN20060110_174126_000000392044_00112_20206_7378.N1	10-JAN-2006 17:41:26	Dark	39.000	131	Gam Lup	2.8000	26000.	78	20206	No
21	GOM_NL__2PRFIN20060110_174302_000000422044_00112_20206_7379.N1	10-JAN-2006 17:43:02	Dark	41.500	109	Bet Lup	2.6770	26000.	83	20206	No
22	GOM_NL__2PRFIN20060110_174433_000000402044_00112_20206_7380.N1	10-JAN-2006 17:44:33	Dark	40.000	78	Alp Lup	2.3040	28000.	80	20206	No
23	GOM_NL__2PRFIN20060110_174722_000000532044_00113_20207_7384.N1	10-JAN-2006 17:47:22	Dark	53.000	4	Alp1Cen	-0.010000	5800.0	106	20207	No
24	GOM_NL__2PRFIN20060110_175454_000000382044_00113_20207_7385.N1	10-JAN-2006 17:54:54	Dark	37.500	124	The Car	2.7640	30000.	75	20207	No
25	GOM_NL__2PRFIN20060110_175628_000000372044_00113_20207_7386.N1	10-JAN-2006 17:56:28	Dark	37.000	29	Bet Car	1.6720	10200.	74	20207	No
26	GOM_NL__2PRFIN20060110_175814_000000442044_00113_20207_7387.N1	10-JAN-2006 17:58:14	Dark	43.500	71	Iot Car	2.2460	7700.0	87	20207	No
27	GOM_NL__2PRFIN20060110_175936_000000512044_00113_20207_7388.N1	10-JAN-2006 17:59:36	Dark	51.000	41	Eps Car	1.8600	4100.0	102	20207	No
28	GOM_NL__2PRFIN20060110_180324_000000452044_00113_20207_7389.N1	10-JAN-2006 18:03:24	Dark	45.000	2	Alp Car	-0.73600	7000.0	90	20207	No
29	GOM_NL__2PRFIN20060110_180651_000000452044_00113_20207_7390.N1	10-JAN-2006 18:06:51	Straylight	44.500	117	Pi Pup	2.7060	3800.0	89	20207	No
30	GOM_NL__2PRFIN20060110_180928_000000452044_00113_20207_7391.N1	10-JAN-2006 18:09:28	Straylight	44.500	23	21Eps CMa	1.5020	26000.	89	20207	No
31	GOM_NL__2PRFIN20060110_181302_000000412044_00113_20207_7392.N1	10-JAN-2006 18:13:02	Straylight	41.000	47	2Bet CMa	1.9760	28000.	82	20207	No
32	GOM_NL__2PRFIN20060110_181624_000000492044_00113_20207_7393.N1	10-JAN-2006 18:16:24	Straylight	48.500	7	19Bet Ori	0.10000	14000.	97	20207	No
33	GOM_NL__2PRFIN20060110_181808_000000422044_00113_20207_7394.N1	10-JAN-2006 18:18:08	Twilight	42.000	30	46Eps Ori	1.6940	30000.	84	20207	No
34	GOM_NL__2PRFIN20060110_182026_000000522044_00113_20207_7395.N1	10-JAN-2006 18:20:26	Twilight	52.000	14	58Alp Ori	0.87000	3000.0	104	20207	No
35	GOM_NL__2PRFIN20060110_182422_000000362044_00113_20207_7396.N1	10-JAN-2006 18:24:22	Bright	36.000	176	23Zet Tau	3.0200	22000.	72	20207	No
36	GOM_NL__2PRFIN20060110_182630_000000382044_00113_20207_7397.N1	10-JAN-2006 18:26:30	Bright	38.000	28	12Bet Tau	1.6500	15200.	76	20207	No
37	GOM_NL__2PRFIN20060110_182759_000000372044_00113_20207_7398.N1	10-JAN-2006 18:27:59	Bright	37.000	114	3Iot Aur	2.6930	4600.0	74	20207	No
38	GOM_NL__2PRFIN20060110_183109_000000372044_00113_20207_7399.N1	10-JAN-2006 18:31:09	Bright	36.500	42	34Bet Aur	1.9000	10200.	73	20207	No
39	GOM_NL__2PRFIN20060110_184337_000000372044_00113_20207_7400.N1	10-JAN-2006 18:43:37	Bright	36.500	49	1Alp UMi	1.9900	6300.0	73	20207	No
40	GOM_NL__2PRFIN20060110_185157_000000372044_00113_20207_7401.N1	10-JAN-2006 18:51:57	Bright	37.000	119	14Eta Dra	2.7270	4700.0	74	20207	No
41	GOM_NL__2PRFIN20060110_185422_000000362044_00113_20207_7402.N1	10-JAN-2006 18:54:22	Bright	35.500	130	23Bet Dra	2.7990	5800.0	71	20207	No
42	GOM_NL__2PRFIN20060110_190036_000000362044_00113_20207_7403.N1	10-JAN-2006 19:00:36	Bright	36.000	133	40Zet Her	2.8070	6000.0	72	20207	No

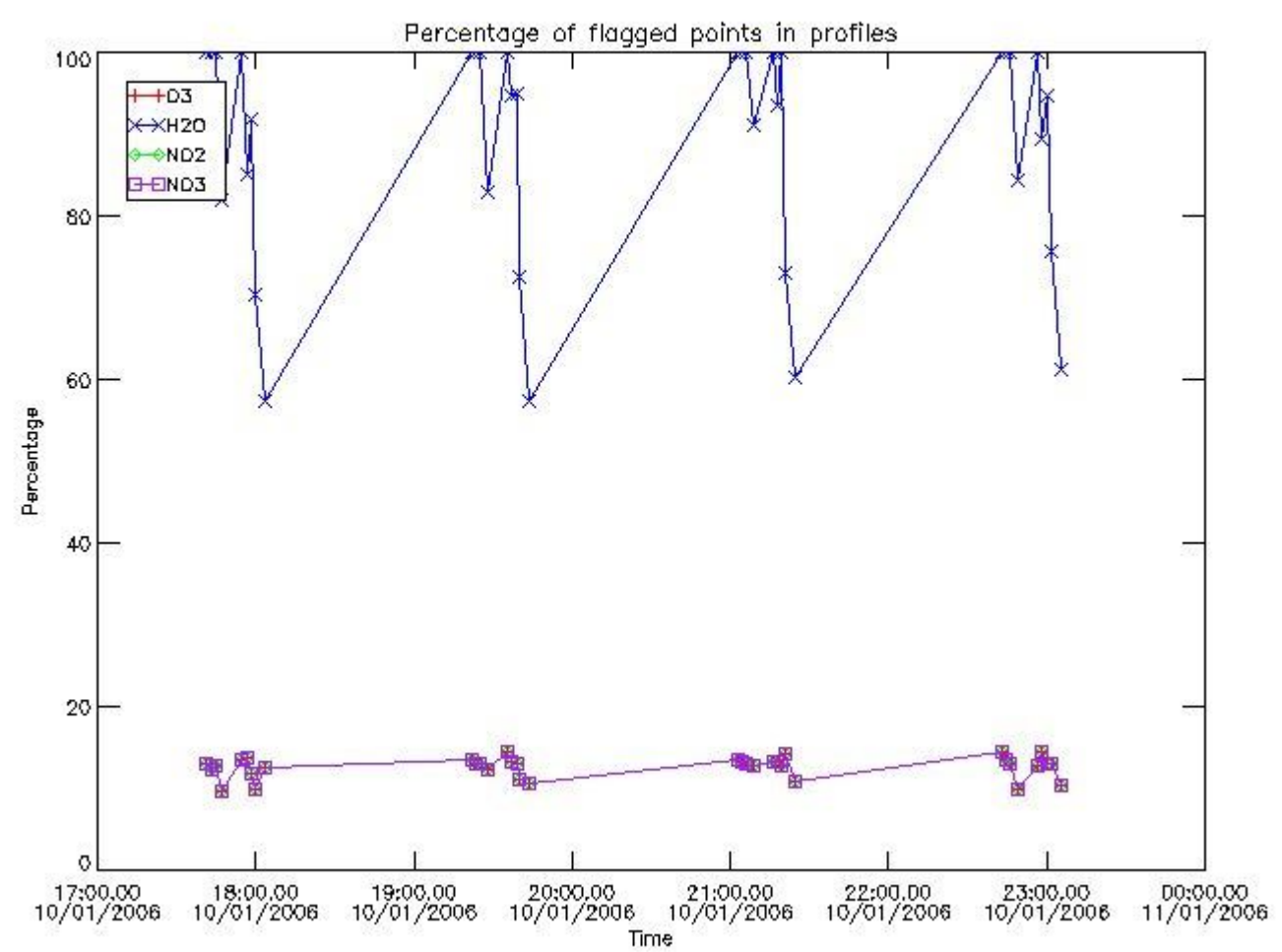
43	GOM_NL__2PRFIN20060110_190338_000000352044_00113_20207_7404.N1	10-JAN-2006 19:03:38	Bright	35.000	127	27Bet Her	2.7810	4700.0	70	20207	No
44	GOM_NL__2PRFIN20060110_190523_000000332044_00113_20207_7405.N1	10-JAN-2006 19:05:23	Bright	33.000	59	55Alp Oph	2.0800	8900.0	66	20207	No
45	GOM_NL__2PRFIN20060110_191104_000000542044_00113_20207_7406.N1	10-JAN-2006 19:11:04	Bright	54.000	120	1Del Oph	2.7340	3200.0	108	20207	No
46	GOM_NL__2PRFIN20060110_191231_000000362044_00113_20207_7407.N1	10-JAN-2006 19:12:31	Bright	35.500	98	13Zet Oph	2.5710	30000.	71	20207	No
47	GOM_NL__2PRFIN20060110_191542_000000432044_00113_20207_7408.N1	10-JAN-2006 19:15:42	Tw_i_and_stray	42.500	97	8Bet1Sco	2.5610	30000.	85	20207	No
48	GOM_NL__2PRFIN20060110_191657_000000522044_00113_20207_7409.N1	10-JAN-2006 19:16:57	Tw_i_and_stray	51.500	16	21Alp Sco	1.0200	3000.0	103	20207	No
49	GOM_NL__2PRFIN20060110_192202_000000382044_00113_20207_7410.N1	10-JAN-2006 19:22:02	Dark	37.500	131	Gam Lup	2.8000	26000.	75	20207	No
50	GOM_NL__2PRFIN20060110_192339_000000402044_00113_20207_7411.N1	10-JAN-2006 19:23:39	Dark	39.500	109	Bet Lup	2.6770	26000.	79	20207	No
51	GOM_NL__2PRFIN20060110_192509_000000392044_00113_20207_7412.N1	10-JAN-2006 19:25:09	Dark	39.000	78	Alp Lup	2.3040	28000.	78	20207	No
52	GOM_NL__2PRFIN20060110_192758_000000422044_00114_20208_7385.N1	10-JAN-2006 19:27:58	Dark	41.500	4	Alp1Cen	-0.010000	5800.0	83	20208	No
53	GOM_NL__2PRFIN20060110_193531_000000392044_00114_20208_7386.N1	10-JAN-2006 19:35:31	Dark	39.000	124	The Car	2.7640	30000.	78	20208	No
54	GOM_NL__2PRFIN20060110_193704_000000392044_00114_20208_7387.N1	10-JAN-2006 19:37:04	Dark	38.500	29	Bet Car	1.6720	10200.	77	20208	No
55	GOM_NL__2PRFIN20060110_193850_000000402044_00114_20208_7388.N1	10-JAN-2006 19:38:50	Dark	39.500	71	lot Car	2.2460	7700.0	79	20208	No
56	GOM_NL__2PRFIN20060110_194012_000000462044_00114_20208_7389.N1	10-JAN-2006 19:40:12	Dark	46.000	41	Eps Car	1.8600	4100.0	92	20208	No
57	GOM_NL__2PRFIN20060110_194400_000000492044_00114_20208_7390.N1	10-JAN-2006 19:44:00	Dark	48.500	2	Alp Car	-0.73600	7000.0	97	20208	No
58	GOM_NL__2PRFIN20060110_194727_000000452044_00114_20208_7391.N1	10-JAN-2006 19:47:27	Straylight	44.500	117	Pi Pup	2.7060	3800.0	89	20208	No
59	GOM_NL__2PRFIN20060110_195004_000000432044_00114_20208_7392.N1	10-JAN-2006 19:50:04	Straylight	42.500	23	21Eps CMa	1.5020	26000.	85	20208	No
60	GOM_NL__2PRFIN20060110_195338_000000412044_00114_20208_7393.N1	10-JAN-2006 19:53:38	Straylight	40.500	47	2Bet CMa	1.9760	28000.	81	20208	No
61	GOM_NL__2PRFIN20060110_195700_000000452044_00114_20208_7394.N1	10-JAN-2006 19:57:00	Straylight	44.500	7	19Bet Ori	0.10000	14000.	89	20208	No
62	GOM_NL__2PRFIN20060110_195844_000000422044_00114_20208_7395.N1	10-JAN-2006 19:58:44	Tw_i_and_stray	41.500	30	46Eps Ori	1.6940	30000.	83	20208	No
63	GOM_NL__2PRFIN20060110_200102_000000522044_00114_20208_7396.N1	10-JAN-2006 20:01:02	Tw_i_and_stray	52.000	14	58Alp Ori	0.87000	3000.0	104	20208	No
64	GOM_NL__2PRFIN20060110_200458_000000362044_00114_20208_7397.N1	10-JAN-2006 20:04:58	Bright	36.000	176	23Zet Tau	3.0200	22000.	72	20208	No
65	GOM_NL__2PRFIN20060110_200706_000000522044_00114_20208_7398.N1	10-JAN-2006 20:07:06	Bright	52.000	28	12Bet Tau	1.6500	15200.	104	20208	No
66	GOM_NL__2PRFIN20060110_200835_000000382044_00114_20208_7399.N1	10-JAN-2006 20:08:35	Bright	37.500	114	3lot Aur	2.6930	4600.0	75	20208	No
67	GOM_NL__2PRFIN20060110_201145_000000382044_00114_20208_7400.N1	10-JAN-2006 20:11:45	Bright	38.000	42	34Bet Aur	1.9000	10200.	76	20208	No
68	GOM_NL__2PRFIN20060110_202413_000000372044_00114_20208_7401.N1	10-JAN-2006 20:24:13	Bright	37.000	49	1Alp UMi	1.9900	6300.0	74	20208	No
69	GOM_NL__2PRFIN20060110_203233_000000372044_00114_20208_7402.N1	10-JAN-2006 20:32:33	Bright	36.500	119	14Eta Dra	2.7270	4700.0	73	20208	No
70	GOM_NL__2PRFIN20060110_203458_000000362044_00114_20208_7403.N1	10-JAN-2006 20:34:58	Bright	36.000	130	23Bet Dra	2.7990	5800.0	72	20208	No
71	GOM_NL__2PRFIN20060110_204112_000000362044_00114_20208_7404.N1	10-JAN-2006 20:41:12	Bright	35.500	133	40Zet Her	2.8070	6000.0	71	20208	No
72	GOM_NL__2PRFIN20060110_204414_000000362044_00114_20208_7405.N1	10-JAN-2006 20:44:14	Bright	36.000	127	27Bet Her	2.7810	4700.0	72	20208	No
73	GOM_NL__2PRFIN20060110_204559_000000342044_00114_20208_7406.N1	10-JAN-2006 20:45:59	Bright	33.500	59	55Alp Oph	2.0800	8900.0	67	20208	No
74	GOM_NL__2PRFIN20060110_205140_000000542044_00114_20208_7407.N1	10-JAN-2006 20:51:40	Bright	54.000	120	1Del Oph	2.7340	3200.0	108	20208	No
75	GOM_NL__2PRFIN20060110_205307_000000522044_00114_20208_7408.N1	10-JAN-2006 20:53:07	Bright	52.000	98	13Zet Oph	2.5710	30000.	104	20208	No
76	GOM_NL__2PRFIN20060110_205618_000000432044_00114_20208_7409.N1	10-JAN-2006 20:56:18	Tw_i_and_stray	43.000	97	8Bet1Sco	2.5610	30000.	86	20208	No
77	GOM_NL__2PRFIN20060110_205733_000000522044_00114_20208_7410.N1	10-JAN-2006 20:57:33	Tw_i_and_stray	52.000	16	21Alp Sco	1.0200	3000.0	104	20208	No
78	GOM_NL__2PRFIN20060110_210239_000000382044_00114_20208_7411.N1	10-JAN-2006 21:02:39	Dark	38.000	131	Gam Lup	2.8000	26000.	76	20208	No
79	GOM_NL__2PRFIN20060110_210415_000000392044_00114_20208_7412.N1	10-JAN-2006 21:04:15	Dark	38.500	109	Bet Lup	2.6770	26000.	77	20208	No
80	GOM_NL__2PRFIN20060110_210546_000000392044_00114_20208_7413.N1	10-JAN-2006 21:05:46	Dark	39.000	78	Alp Lup	2.3040	28000.	78	20208	No
81	GOM_NL__2PRFIN20060110_210834_000000402044_00115_20209_7386.N1	10-JAN-2006 21:08:34	Dark	40.000	4	Alp1Cen	-0.010000	5800.0	80	20209	No
82	GOM_NL__2PRFIN20060110_211607_000000392044_00115_20209_7387.N1	10-JAN-2006 21:16:07	Dark	38.500	124	The Car	2.7640	30000.	77	20209	No
83	GOM_NL__2PRFIN20060110_211741_000000392044_00115_20209_7388.N1	10-JAN-2006 21:17:41	Dark	38.500	29	Bet Car	1.6720	10200.	77	20209	No
84	GOM_NL__2PRFIN20060110_211927_000000402044_00115_20209_7389.N1	10-JAN-2006 21:19:27	Dark	40.000	71	lot Car	2.2460	7700.0	80	20209	No
85	GOM_NL__2PRFIN20060110_212048_000000402044_00115_20209_7390.N1	10-JAN-2006 21:20:48	Dark	39.500	41	Eps Car	1.8600	4100.0	79	20209	No
86	GOM_NL__2PRFIN20060110_212436_000000472044_00115_20209_7391.N1	10-JAN-2006 21:24:36	Dark	47.000	2	Alp Car	-0.73600	7000.0	94	20209	No
87	GOM_NL__2PRFIN20060110_212803_000000442044_00115_20209_7392.N1	10-JAN-2006 21:28:03	Straylight	43.500	117	Pi Pup	2.7060	3800.0	87	20209	No
88	GOM_NL__2PRFIN20060110_213040_000000432044_00115_20209_7393.N1	10-JAN-2006 21:30:40	Straylight	43.000	23	21Eps CMa	1.5020	26000.	86	20209	No
89	GOM_NL__2PRFIN20060110_213414_000000412044_00115_20209_7394.N1	10-JAN-2006 21:34:14	Straylight	41.000	47	2Bet CMa	1.9760	28000.	82	20209	No
90	GOM_NL__2PRFIN20060110_213736_000000492044_00115_20209_7395.N1	10-JAN-2006 21:37:36	Straylight	48.500	7	19Bet Ori	0.10000	14000.	97	20209	No
91	GOM_NL__2PRFIN20060110_213920_000000392044_00115_20209_7396.N1	10-JAN-2006 21:39:20	Tw_i_and_stray	39.000	30	46Eps Ori	1.6940	30000.	78	20209	No
92	GOM_NL__2PRFIN20060110_214138_000000522044_00115_20209_7397.N1	10-JAN-2006 21:41:38	Tw_i_and_stray	52.000	14	58Alp Ori	0.87000	3000.0	104	20209	No
93	GOM_NL__2PRFIN20060110_214534_000000362044_00115_20209_7398.N1	10-JAN-2006 21:45:34	Bright	36.000	176	23Zet Tau	3.0200	22000.	72	20209	No
94	GOM_NL__2PRFIN20060110_214742_000000372044_00115_20209_7399.N1	10-JAN-2006 21:47:42	Bright	37.000	28	12Bet Tau	1.6500	15200.	74	20209	No
95	GOM_NL__2PRFIN20060110_214911_000000362044_00115_20209_7400.N1	10-JAN-2006 21:49:11	Bright	36.000	114	3lot Aur	2.6930	4600.0	72	20209	No
96	GOM_NL__2PRFIN20060110_215220_000000382044_00115_20209_7401.N1	10-JAN-2006 21:52:20	Bright	37.500	42	34Bet Aur	1.9000	10200.	75	20209	No
97	GOM_NL__2PRFIN20060110_220449_000000362044_00115_20209_7402.N1	10-JAN-2006 22:04:49	Bright	36.000	49	1Alp UMi	1.9900	6300.0	72	20209	No
98	GOM_NL__2PRFIN20060110_221308_000000372044_00115_20209_7403.N1	10-JAN-2006 22:13:08	Bright	37.000	119	14Eta Dra	2.7270	4700.0	74	20209	No
99	GOM_NL__2PRFIN20060110_221534_000000362044_00115_20209_7404.N1	10-JAN-2006 22:15:34	Bright	35.500	130	23Bet Dra	2.7990	5800.0	71	20209	No
100	GOM_NL__2PRFIN20060110_222148_000000532044_00115_20209_7405.N1	10-JAN-2006 22:21:48	Bright	53.000	133	40Zet Her	2.8070	6000.0	106	20209	No
101	GOM_NL__2PRFIN20060110_222450_000000362044_00115_20209_7406.N1	10-JAN-2006 22:24:50	Bright	35.500	127	27Bet Her	2.7810	4700.0	71	20209	No

102	GOM_NL__2PRFIN20060110_222635_000000332044_00115_20209_7407.N1	10-JAN-2006 22:26:35	Bright	33.000	59	55Alp Oph	2.0800	8900.0	66	20209	No
103	GOM_NL__2PRFIN20060110_223216_000000542044_00115_20209_7408.N1	10-JAN-2006 22:32:16	Bright	54.000	120	1Del Oph	2.7340	3200.0	108	20209	No
104	GOM_NL__2PRFIN20060110_223343_000000522044_00115_20209_7409.N1	10-JAN-2006 22:33:43	Bright	52.000	98	13Zet Oph	2.5710	30000.	104	20209	No
105	GOM_NL__2PRFIN20060110_223654_000000422044_00115_20209_7410.N1	10-JAN-2006 22:36:54	Tw_i_and_stray	42.000	97	8Bet1Sco	2.5610	30000.	84	20209	No
106	GOM_NL__2PRFIN20060110_223810_000000442044_00115_20209_7411.N1	10-JAN-2006 22:38:10	Tw_i_and_stray	44.000	16	21Alp Sco	1.0200	3000.0	88	20209	No
107	GOM_NL__2PRFIN20060110_224315_000000392044_00115_20209_7412.N1	10-JAN-2006 22:43:15	Dark	38.500	131	Gam Lup	2.8000	26000.	77	20209	No
108	GOM_NL__2PRFIN20060110_224452_000000382044_00115_20209_7413.N1	10-JAN-2006 22:44:52	Dark	38.000	109	Bet Lup	2.6770	26000.	76	20209	No
109	GOM_NL__2PRFIN20060110_224622_000000402044_00115_20209_7414.N1	10-JAN-2006 22:46:22	Dark	39.500	78	Alp Lup	2.3040	28000.	79	20209	No
110	GOM_NL__2PRFIN20060110_224910_000000522044_00116_20210_7387.N1	10-JAN-2006 22:49:10	Dark	51.500	4	Alp1Cen	-0.010000	5800.0	103	20210	No
111	GOM_NL__2PRFIN20060110_225643_000000402044_00116_20210_7388.N1	10-JAN-2006 22:56:43	Dark	40.000	124	The Car	2.7640	30000.	80	20210	No
112	GOM_NL__2PRFIN20060110_225817_000000392044_00116_20210_7389.N1	10-JAN-2006 22:58:17	Dark	38.500	29	Bet Car	1.6720	10200.	77	20210	No
113	GOM_NL__2PRFIN20060110_230003_000000392044_00116_20210_7390.N1	10-JAN-2006 23:00:03	Dark	39.000	71	lot Car	2.2460	7700.0	78	20210	No
114	GOM_NL__2PRFIN20060110_230124_000000402044_00116_20210_7391.N1	10-JAN-2006 23:01:24	Dark	39.500	41	Eps Car	1.8600	4100.0	79	20210	No
115	GOM_NL__2PRFIN20060110_230512_000000502044_00116_20210_7392.N1	10-JAN-2006 23:05:12	Dark	49.500	2	Alp Car	-0.73600	7000.0	99	20210	No
116	GOM_NL__2PRFIN20060110_230839_000000462044_00116_20210_7393.N1	10-JAN-2006 23:08:39	Straylight	46.000	117	Pi Pup	2.7060	3800.0	92	20210	No
117	GOM_NL__2PRFIN20060110_231116_000000452044_00116_20210_7394.N1	10-JAN-2006 23:11:16	Straylight	45.000	23	21Eps CMa	1.5020	26000.	90	20210	No
118	GOM_NL__2PRFIN20060110_231500_000000042044_00116_20210_7395.N1	10-JAN-2006 23:15:00	Straylight	4.0000	1	9Alp CMa	-1.4400	11000.	8	20210	No
119	GOM_NL__2PRFIN20060110_231812_000000422044_00116_20210_7396.N1	10-JAN-2006 23:18:12	Straylight	41.500	7	19Bet Ori	0.10000	14000.	83	20210	No
120	GOM_NL__2PRFIN20060110_231956_000000402044_00116_20210_7397.N1	10-JAN-2006 23:19:56	Tw_i_and_stray	40.000	30	46Eps Ori	1.6940	30000.	80	20210	No
121	GOM_NL__2PRFIN20060110_232214_000000522044_00116_20210_7398.N1	10-JAN-2006 23:22:14	Tw_i_and_stray	52.000	14	58Alp Ori	0.87000	3000.0	104	20210	No
122	GOM_NL__2PRFIN20060110_232610_000000362044_00116_20210_7399.N1	10-JAN-2006 23:26:10	Bright	35.500	176	23Zet Tau	3.0200	22000.	71	20210	No
123	GOM_NL__2PRFIN20060110_232818_000000382044_00116_20210_7400.N1	10-JAN-2006 23:28:18	Bright	37.500	28	12Bet Tau	1.6500	15200.	75	20210	No
124	GOM_NL__2PRFIN20060110_232947_000000362044_00116_20210_7401.N1	10-JAN-2006 23:29:47	Bright	35.500	114	3lot Aur	2.6930	4600.0	71	20210	No
125	GOM_NL__2PRFIN20060110_233256_000000372044_00116_20210_7402.N1	10-JAN-2006 23:32:56	Bright	37.000	42	34Bet Aur	1.9000	10200.	74	20210	No
126	GOM_NL__2PRFIN20060110_234525_000000372044_00116_20210_7403.N1	10-JAN-2006 23:45:25	Bright	36.500	49	1Alp UMi	1.9900	6300.0	73	20210	No
127	GOM_NL__2PRFIN20060110_235344_000000372044_00116_20210_7404.N1	10-JAN-2006 23:53:44	Bright	36.500	119	14Eta Dra	2.7270	4700.0	73	20210	No
128	GOM_NL__2PRFIN20060110_235610_000000362044_00116_20210_7405.N1	10-JAN-2006 23:56:10	Bright	35.500	130	23Bet Dra	2.7990	5800.0	71	20210	No

3. Quality information per product

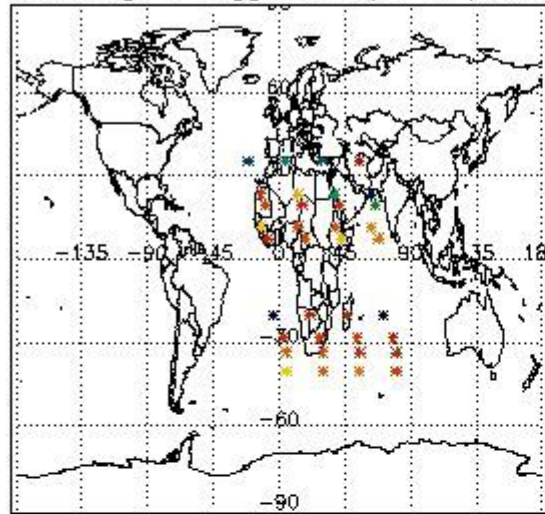
In this section it is plotted some information contained in the Quality Summary data set of the level 2 products. Only products in dark limb conditions and without errors (error flag in the MPH set to "0") are used.

3.1 Plot quality information per product (time dependant)

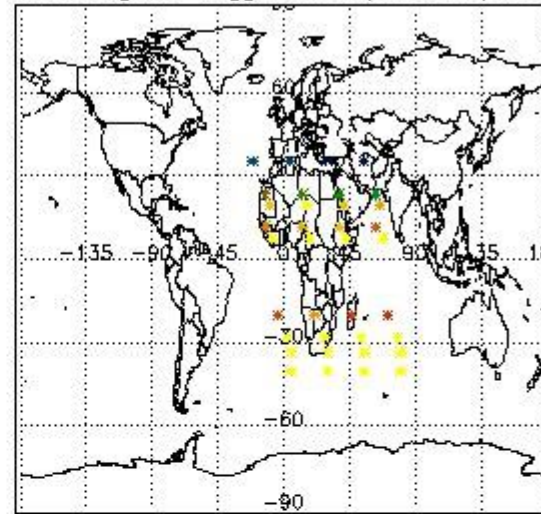


3.2 Plot quality information per product (world map)


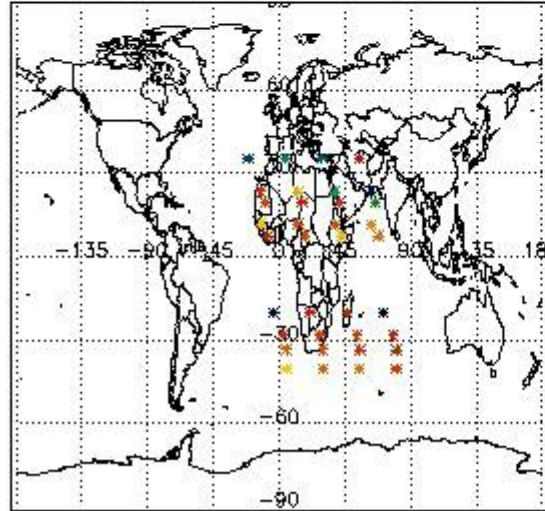
Percentage of flagged data per O3 profile



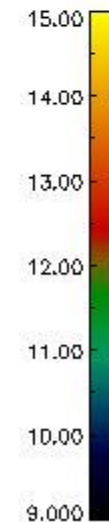
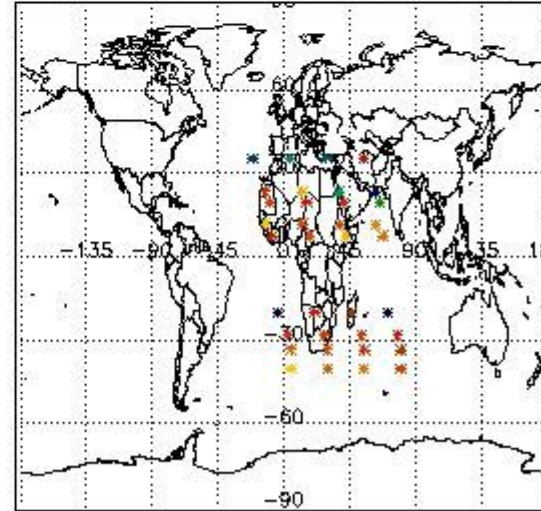
Percentage of flagged data per H2O profile



Percentage of flagged data per NO2 profile



Percentage of flagged data per NO3 profile

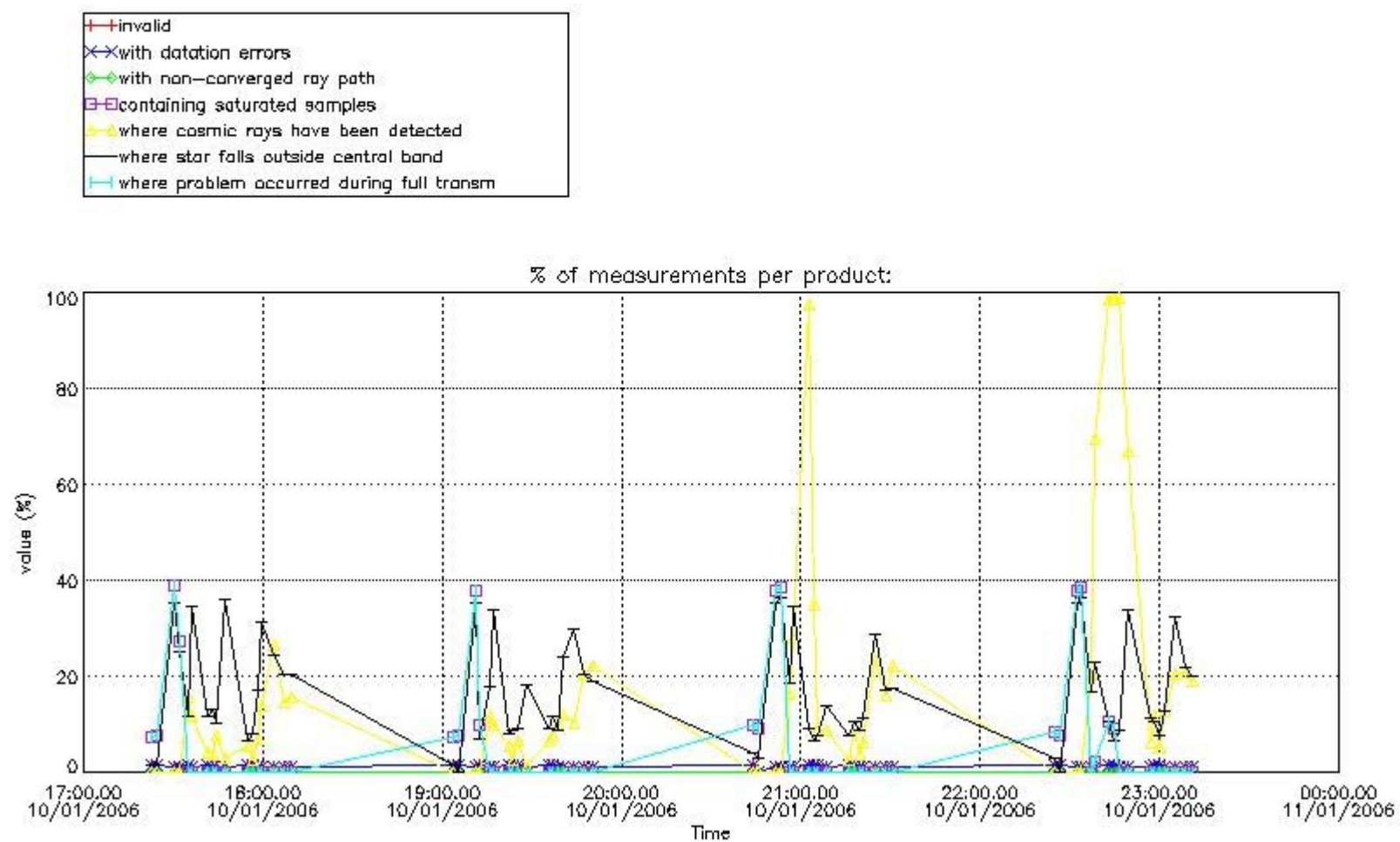


4. Level 1 quality information per product

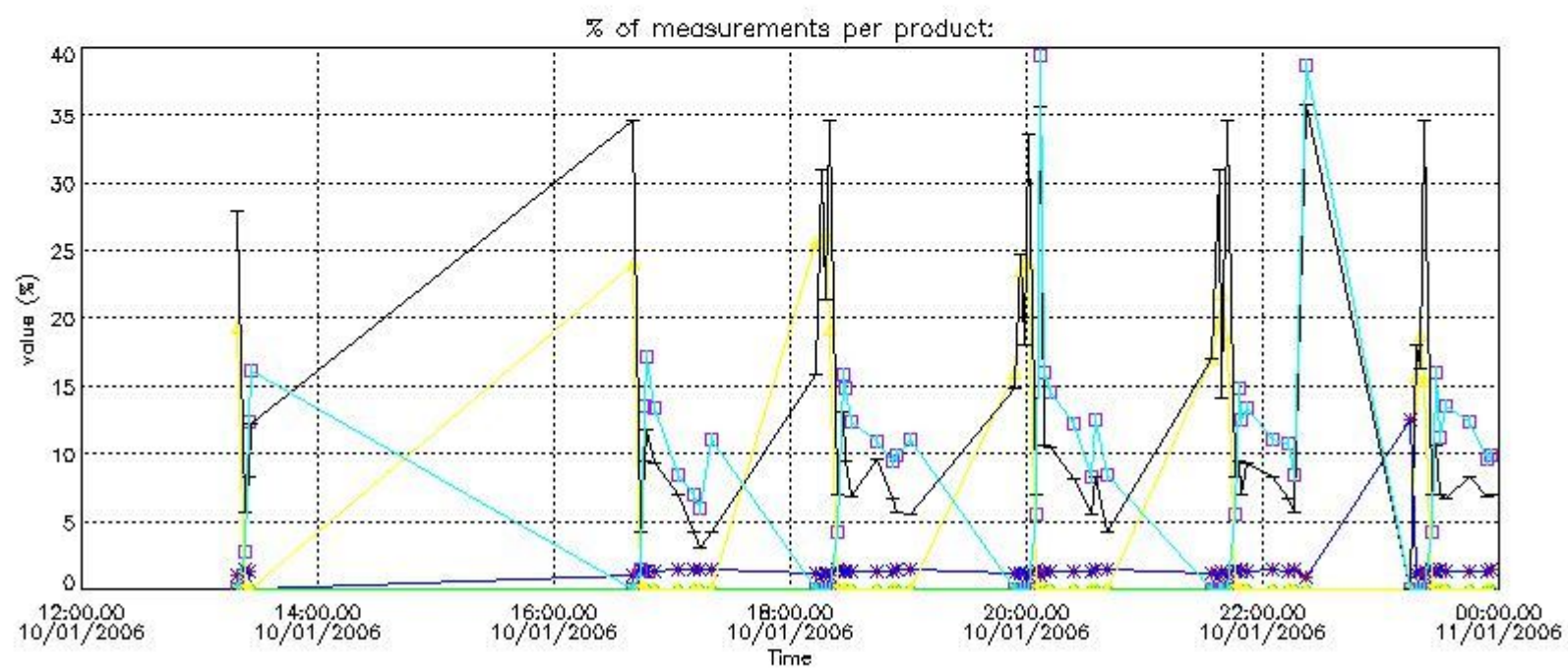
In this section it is plotted some information contained in the Quality Summary data set of the level 2 products that comes from the level 1b processing. Products without errors (error flag in the MPH set to "0") are used.

4.1 Plot quality information per product (time dependant) coming from level 1b processing

4.1.1 Plot level 1 quality information per product (time dependant): ENVISAT ASCENDING passes



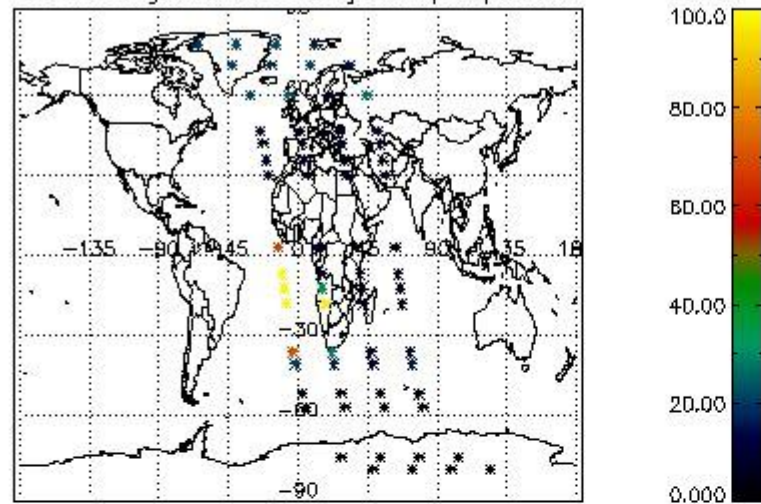
4.1.2 Plot level 1 quality information per product (time dependant): ENVI SAT DESCENDING passes



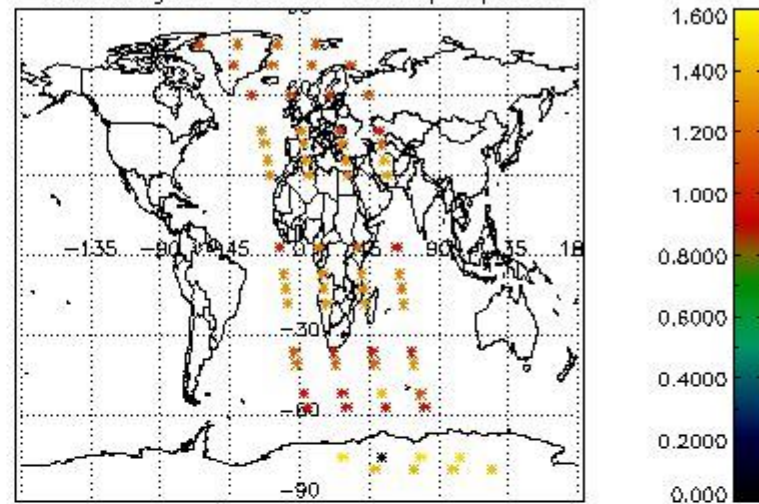
4.2 Plot quality information per product coming from level 1b processing (world map)

4.2.1 Plot level 1 quality information per product (world map): ENVISAT ASCENDING passes

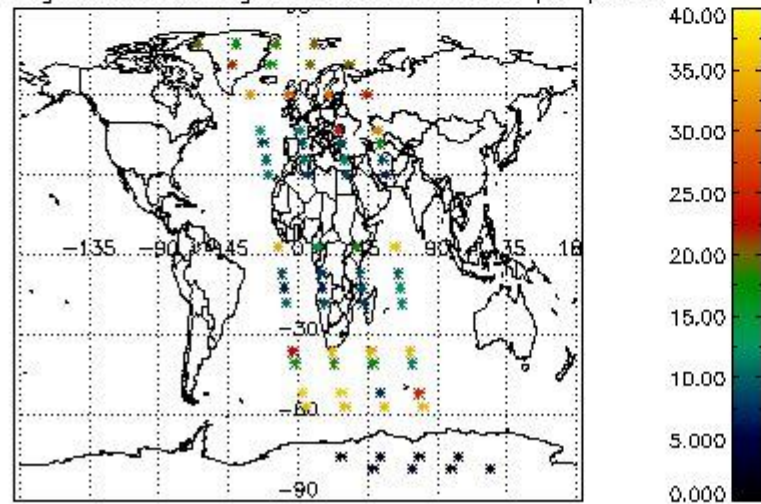
Percentage of cosmic ray hits per profile



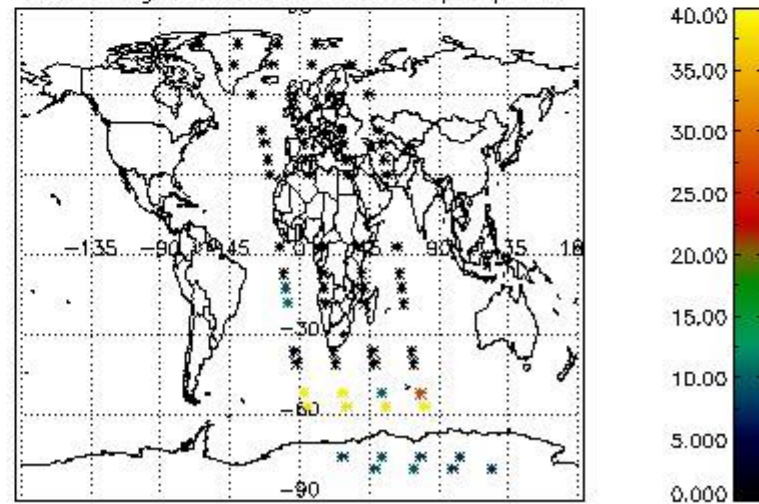
Percentage of datation errors per profile



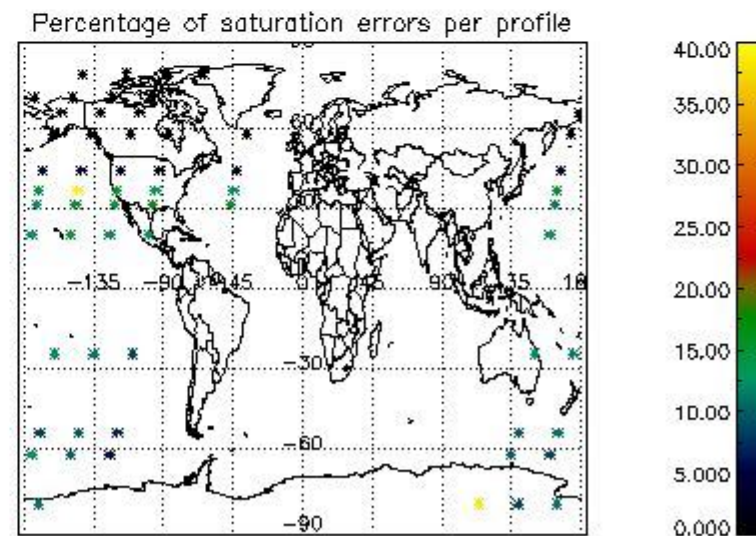
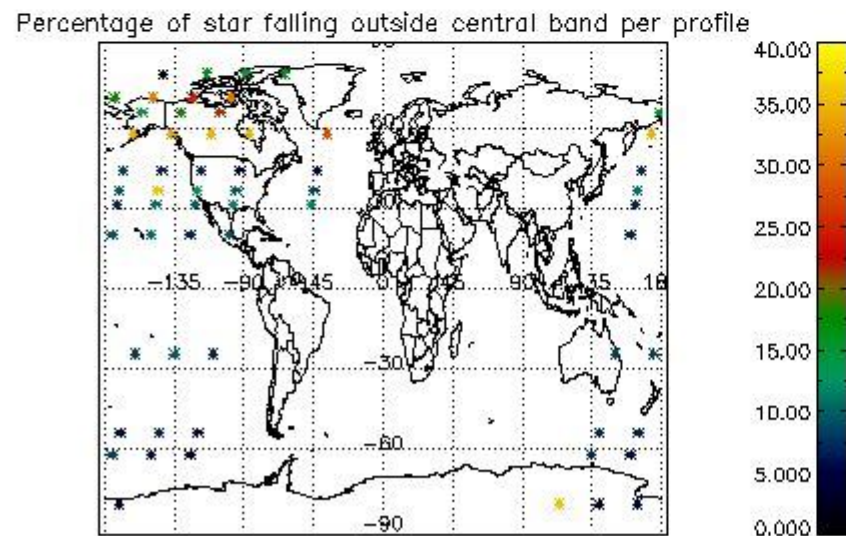
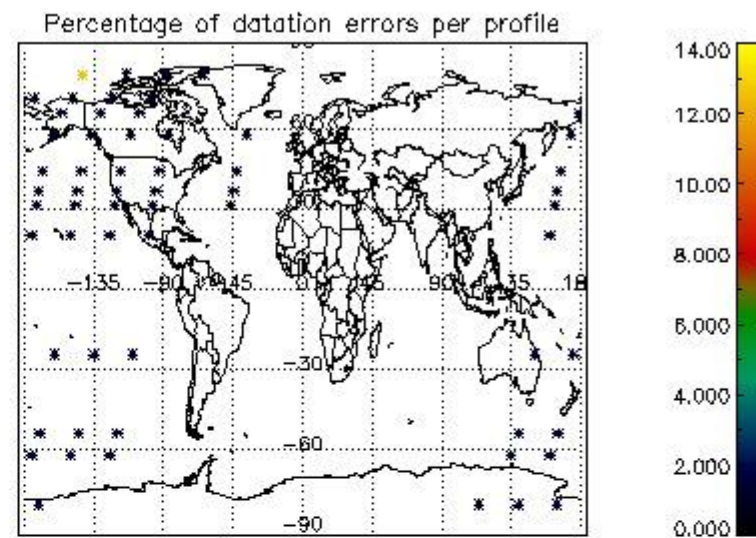
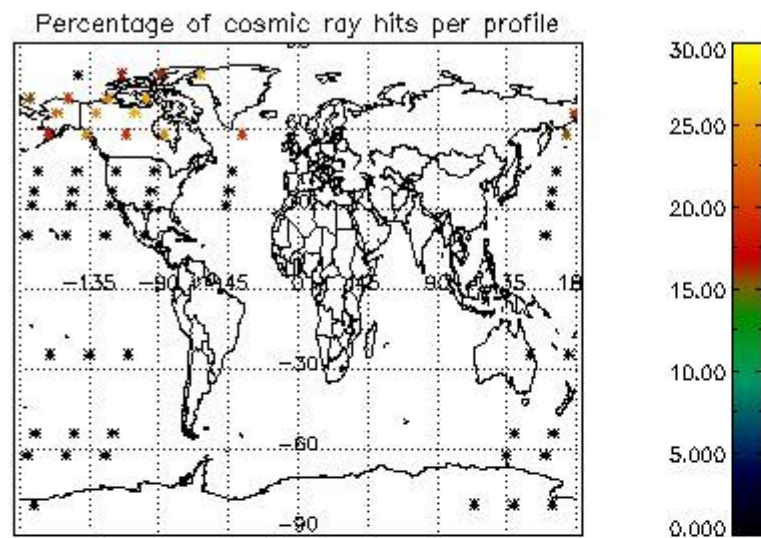
Percentage of star falling outside central band per profile



Percentage of saturation errors per profile



4.2.2 Plot level 1 quality information per product (world map): ENVISAT DESCENDING passes



5. Trace gas profiles

5.1 Ozone statistics based on quality of products

The final quality of the products can be "measured" using the STD (Standard Deviation) attached to every point profile. This information is written to the parameter GOM_NL__2P/NL_LOCAL_SPECIES_DENSITY/o3_std of the level 2 products. The table below shows the statistics for given STD ranges.

The statistics are given with respect to the overall valid production:

- Products without fatal errors: GOM_NL__2P/MPH/PRODUCT_ERR=0
- Valid point profile: GOM_NL__2P/NL_LOCAL_SPECIES_DENSITY/pcd(0)=0

The 'Criteria' is applied to valid points of dark limb products:

- Products in dark limb illumination condition: GOM_NL__2P/NL_SUMMARY_QUALITY/obs_ill_cond=0
- Products without fatal errors: GOM_NL__2P/MPH/PRODUCT_ERR=0
- Valid point profile: GOM_NL__2P/NL_LOCAL_SPECIES_DENSITY/pcd(0)=0

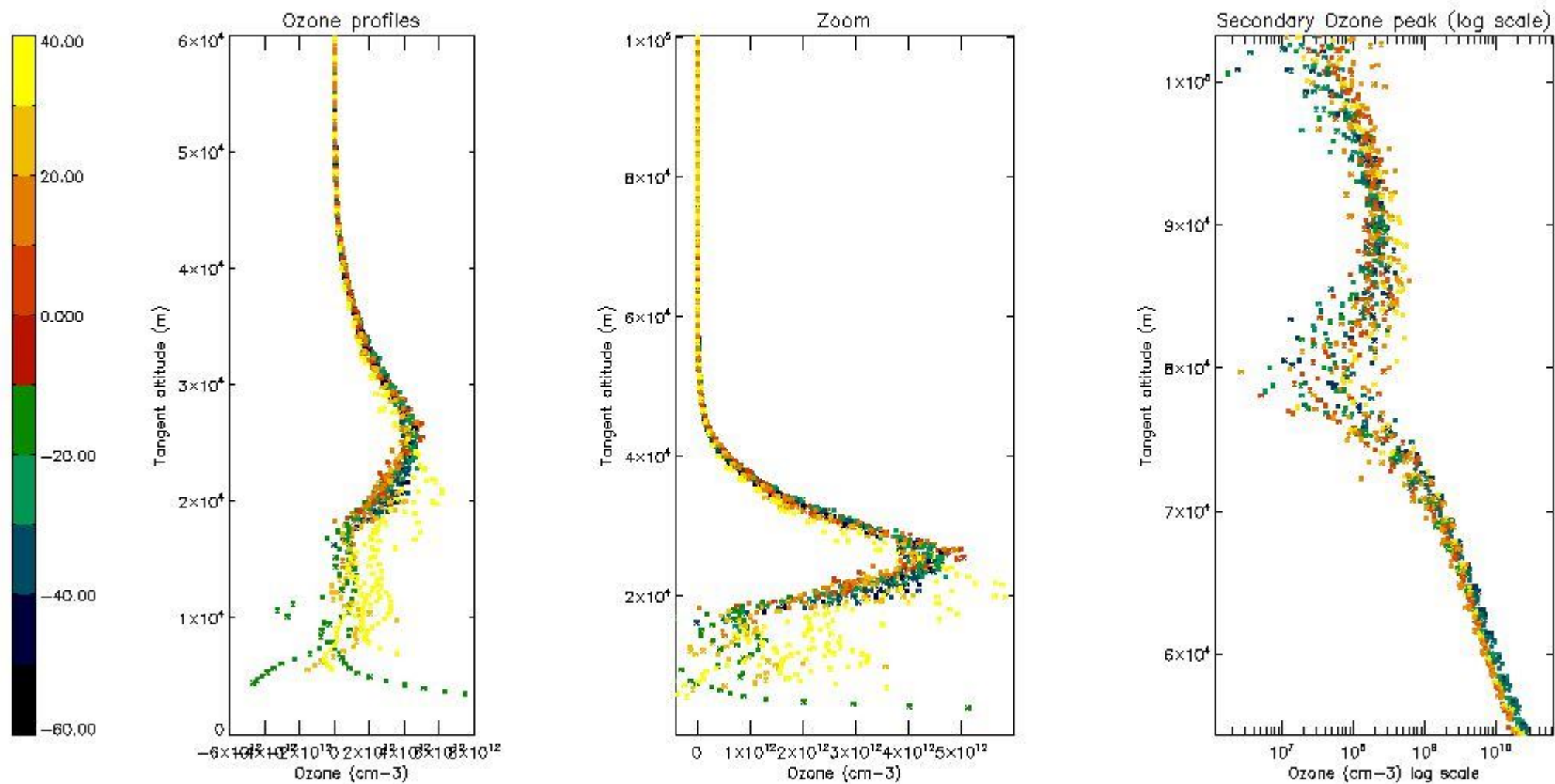
So, the table below shows the percentage of dark limb and valid observations for each criteria with respect to the overall valid daily observations.

Criteria	% of total production
All STD	29
STD < 20	19

STD < 10	15
STD < 5	11

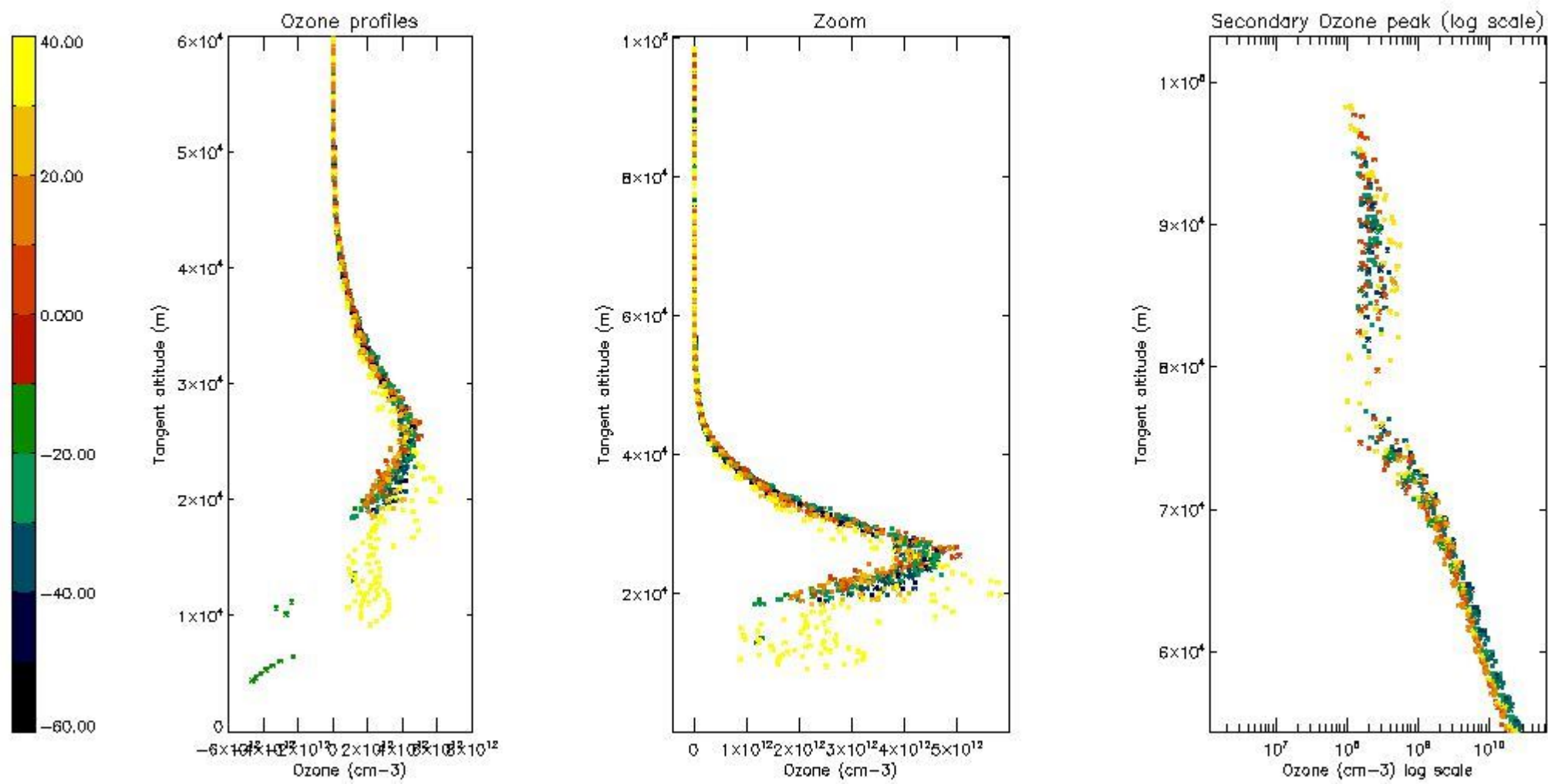
5.2 Plot ozone profiles for all STD (dark without errors)

The colorbar represents the latitude.



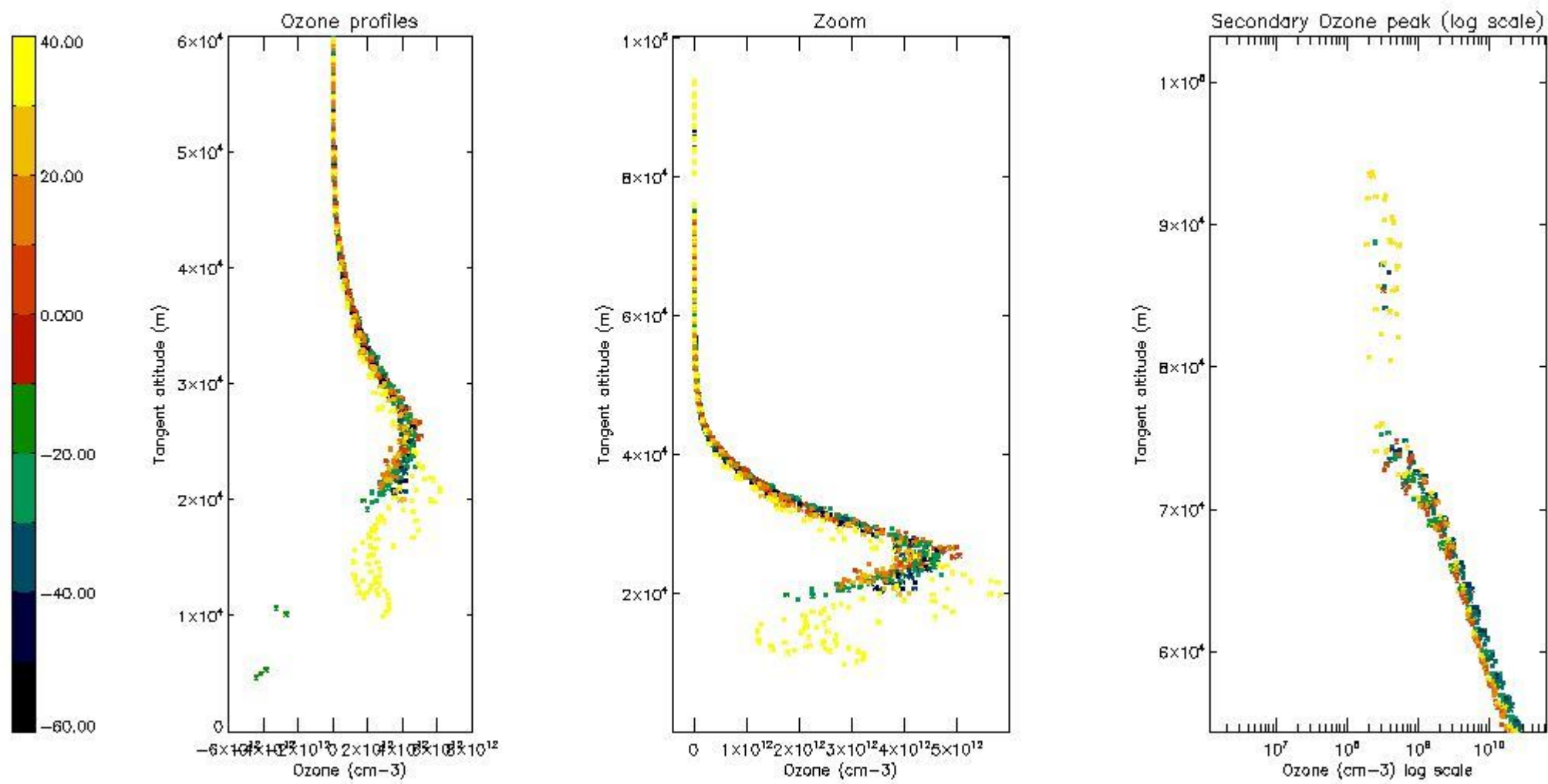
5.3 Plot ozone profiles where STD < 20% (dark without errors)

The colorbar represents the latitude.



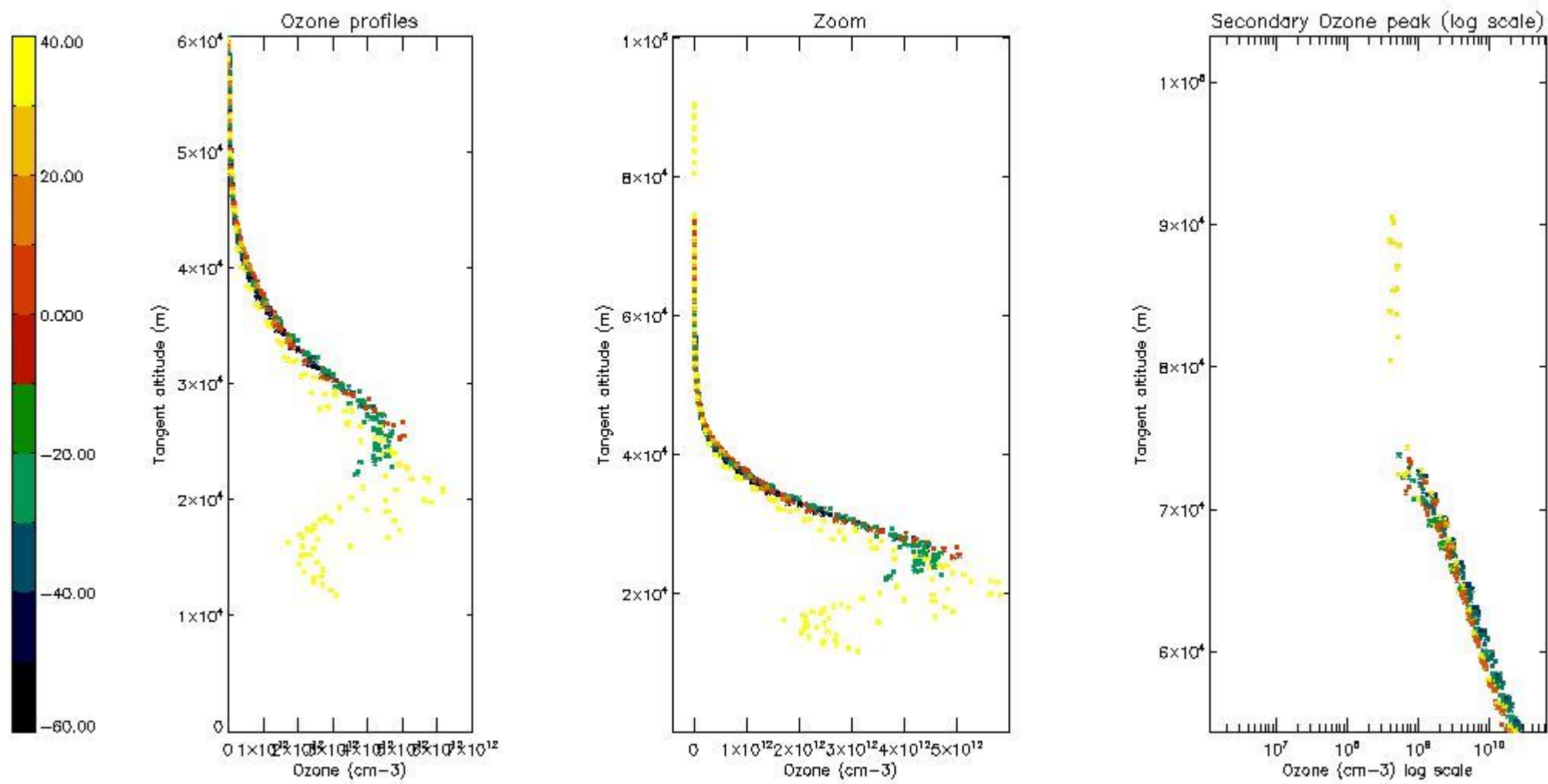
5.4 Plot ozone profiles where STD < 10% (dark without errors)

The colorbar represents the latitude.



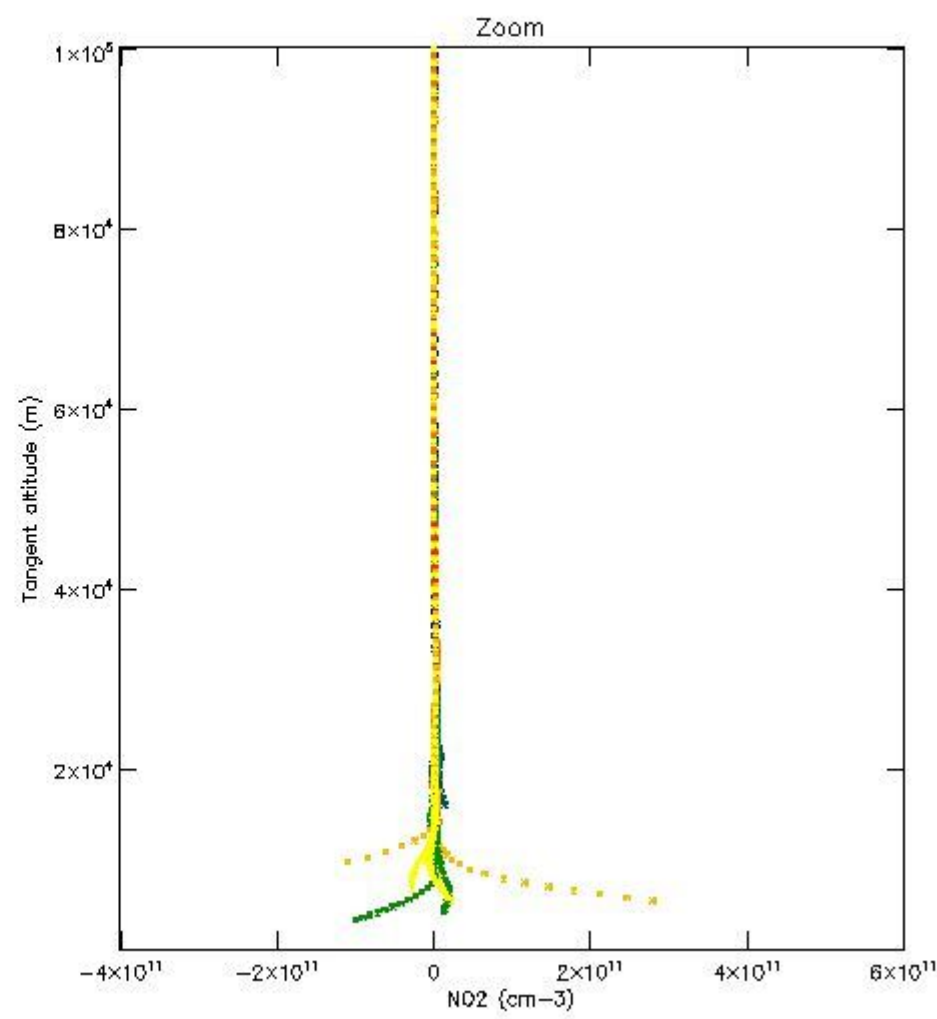
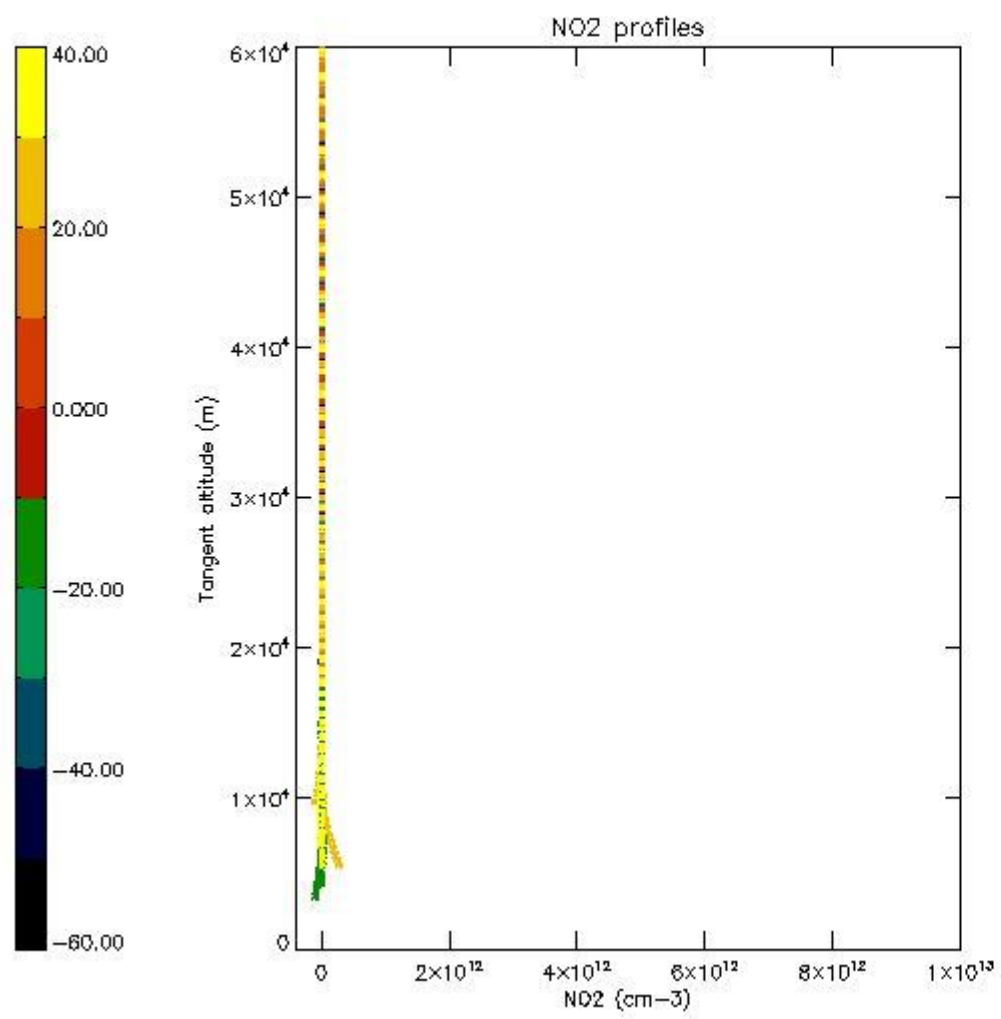
5.5 Plot ozone profiles where STD < 5% (dark without errors)

The colorbar represents the latitude.



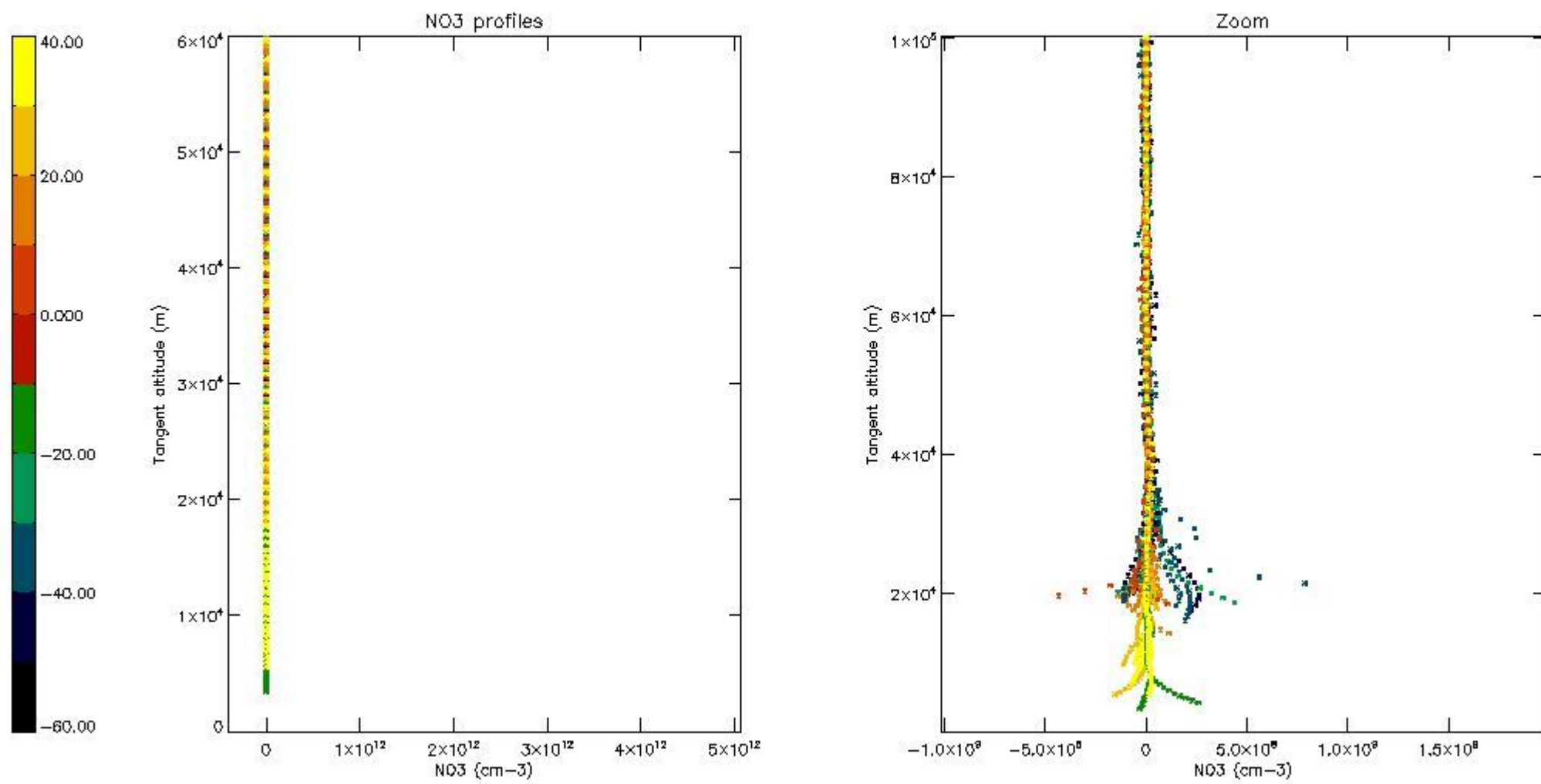
5.6 Plot NO₂ profiles for all STD (dark without errors)

The colorbar represents the latitude.



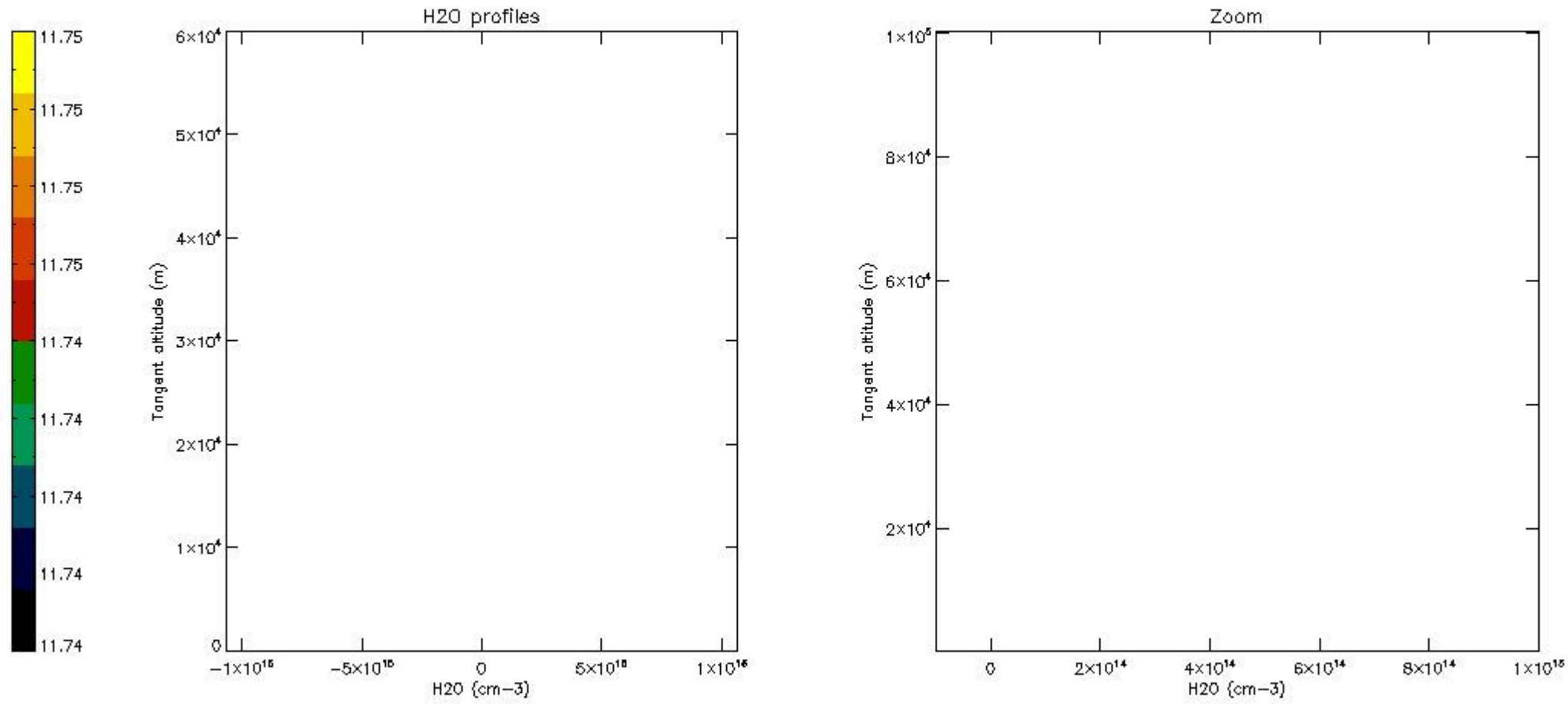
5.7 Plot NO3 profiles for all STD (dark without errors)

The colorbar represents the latitude.



5.8 Plot H₂O profiles for all STD (only for occultations of stars 1,2,3,4,13,14,16,26,63 dark without errors)

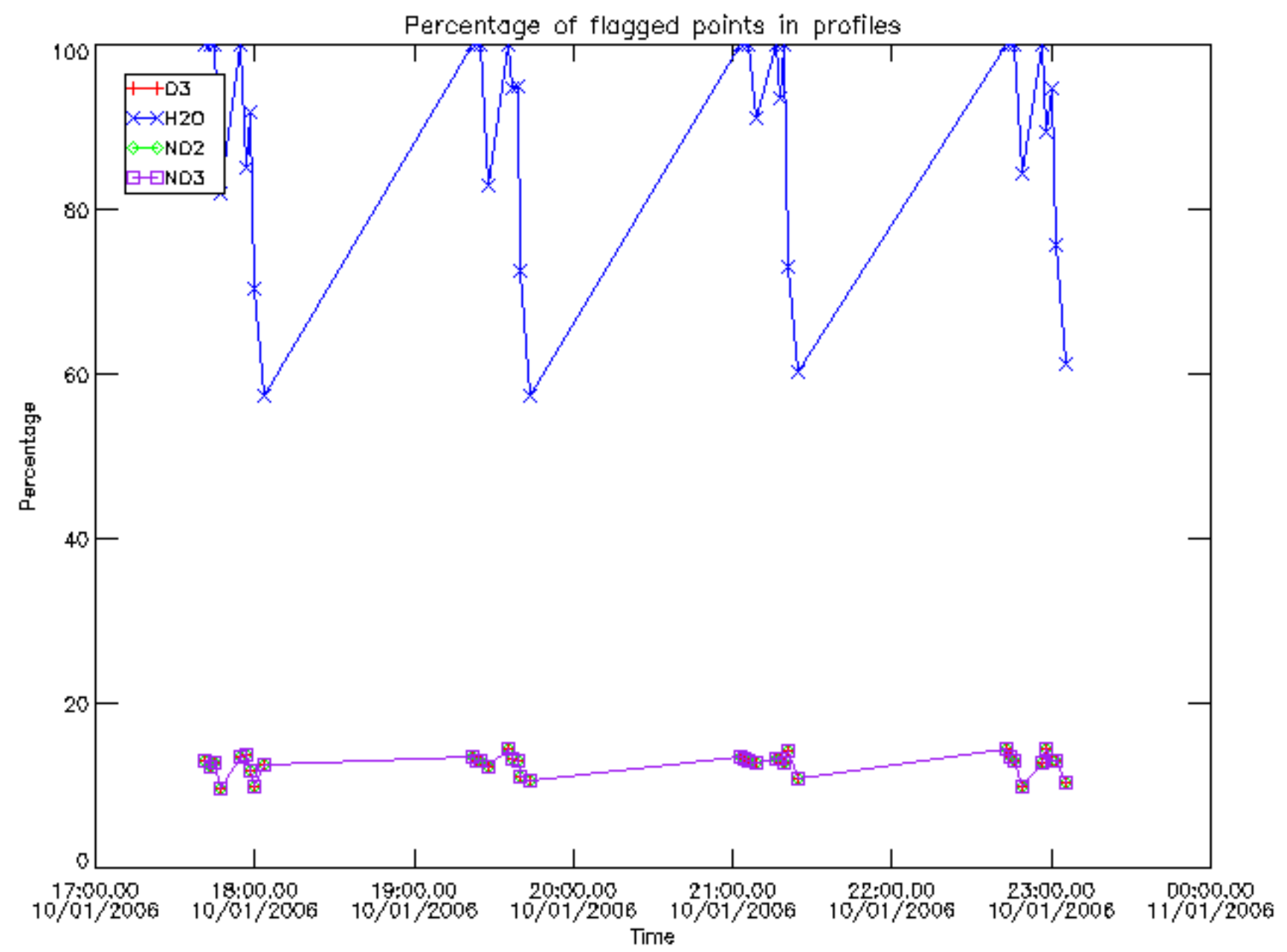
The colorbar represents the latitude.



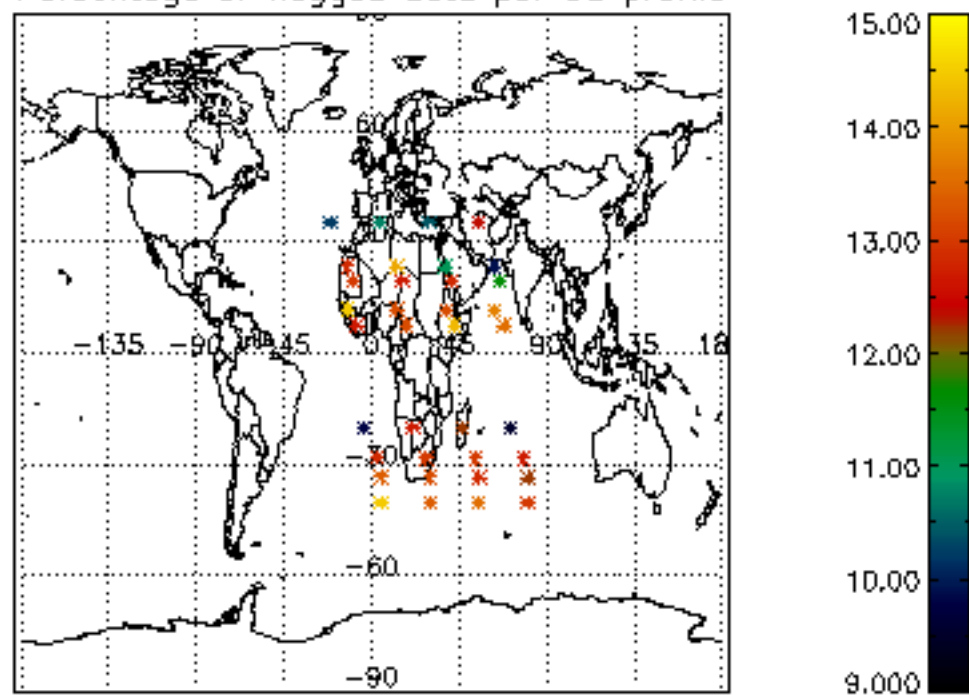
6. Auxiliary Data Files used for the production reported in section 2

The number reported in the third column indicates since which file (see list in section 2) the corresponding auxiliary file has been used. The fourth column is the date of those product files.

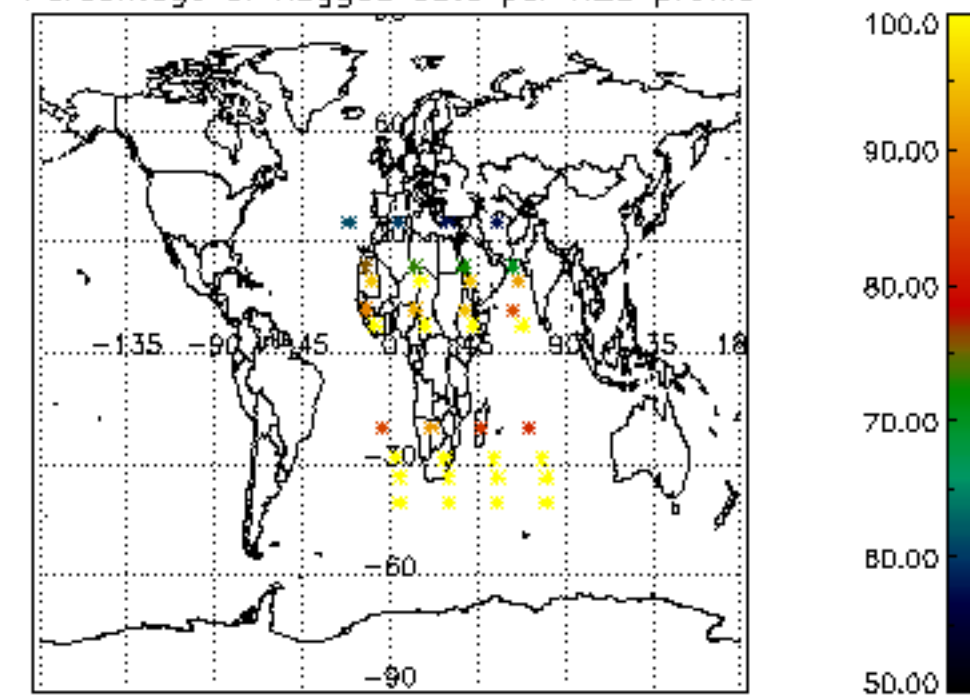
Type	Auxiliary Filename	Used since product	Used since product date
INST_PHYS_CHARACTERISTICS	GOM_INS_AXVIEC20091111_143220_20030716_120000_20500101_000000	1	10-JAN-2006 13:18:38
LEVEL-2_PROC_CONFIG	GOM_PR2_AXVIEC20091111_152718_20020301_000000_20500101_000000	1	10-JAN-2006 13:18:38
CROSS_SECTIONS_FILE	GOM_CRS_AXVIEC20091111_154832_20020301_000000_20500101_000000	1	10-JAN-2006 13:18:38



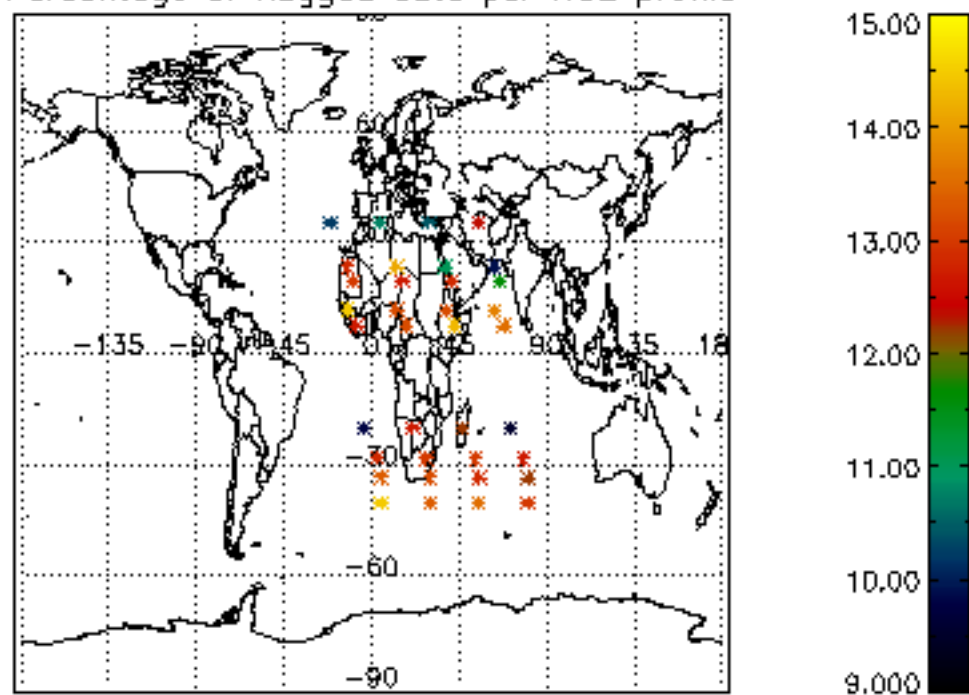
Percentage of flagged data per D3 profile



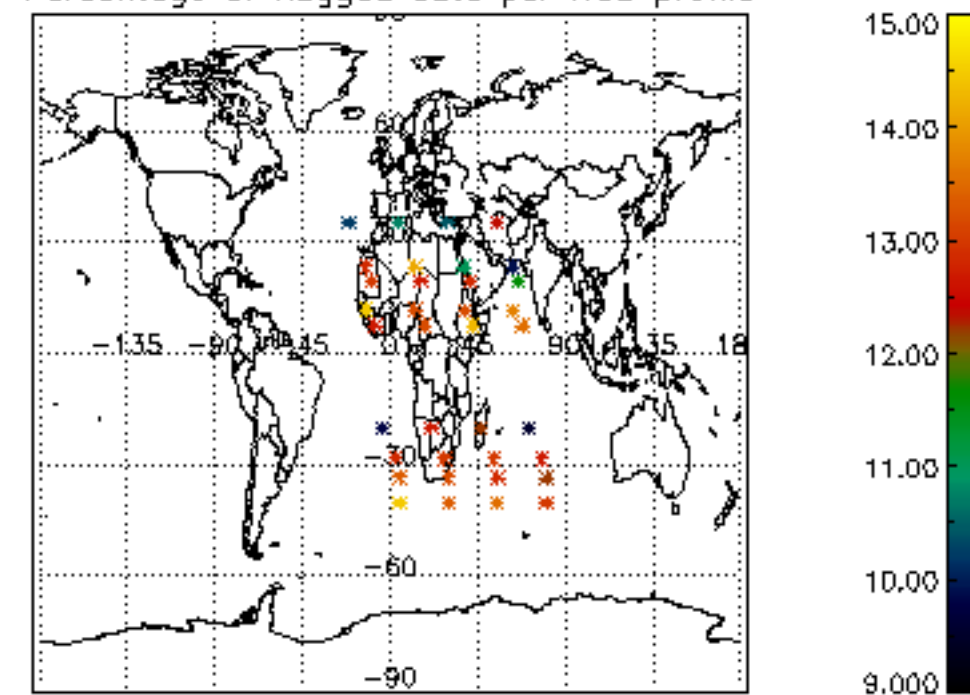
Percentage of flagged data per H2O profile

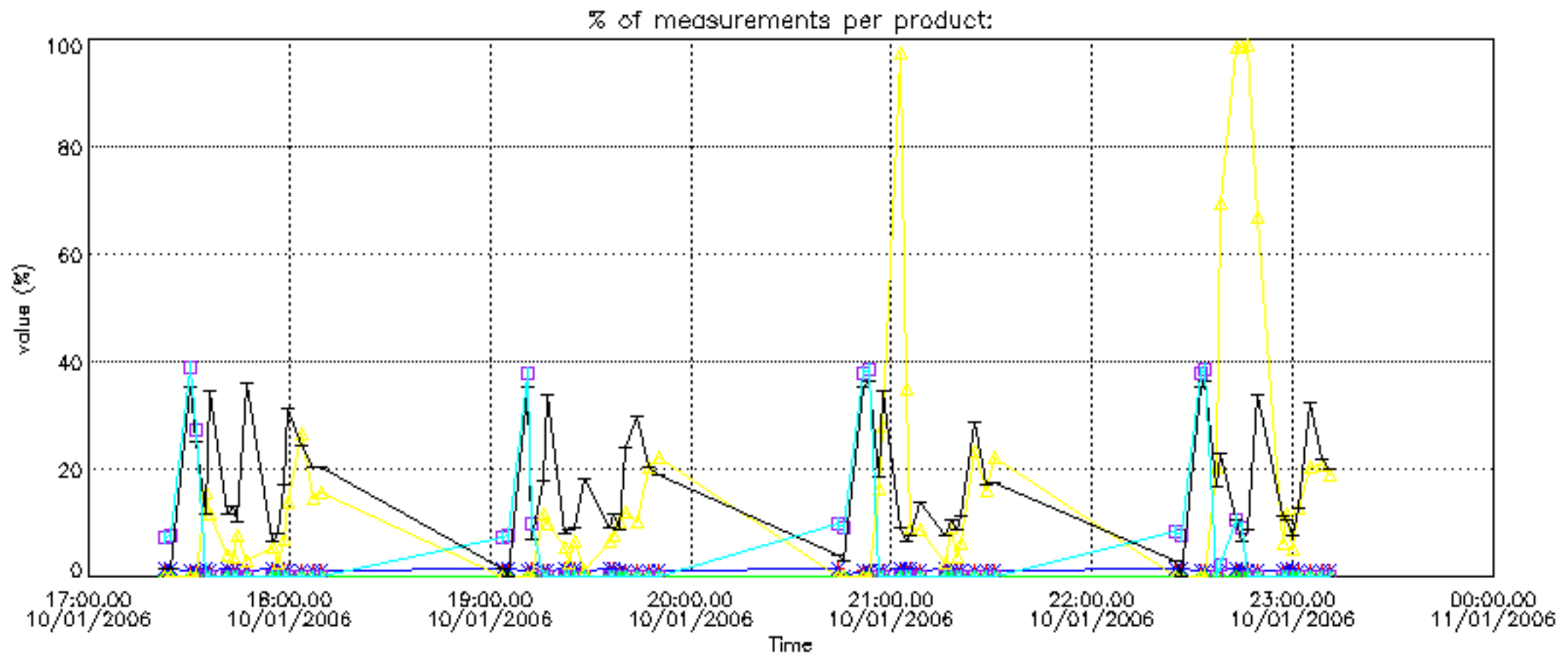


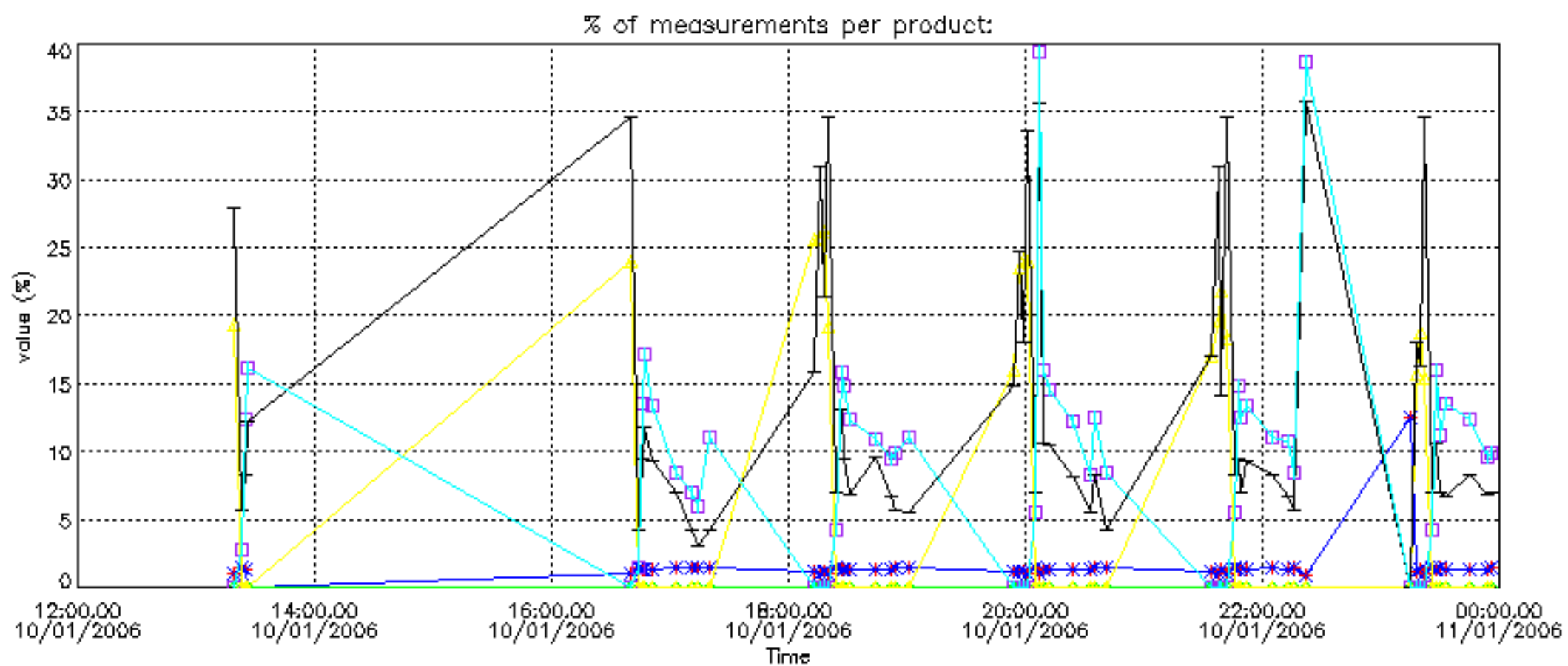
Percentage of flagged data per NO2 profile



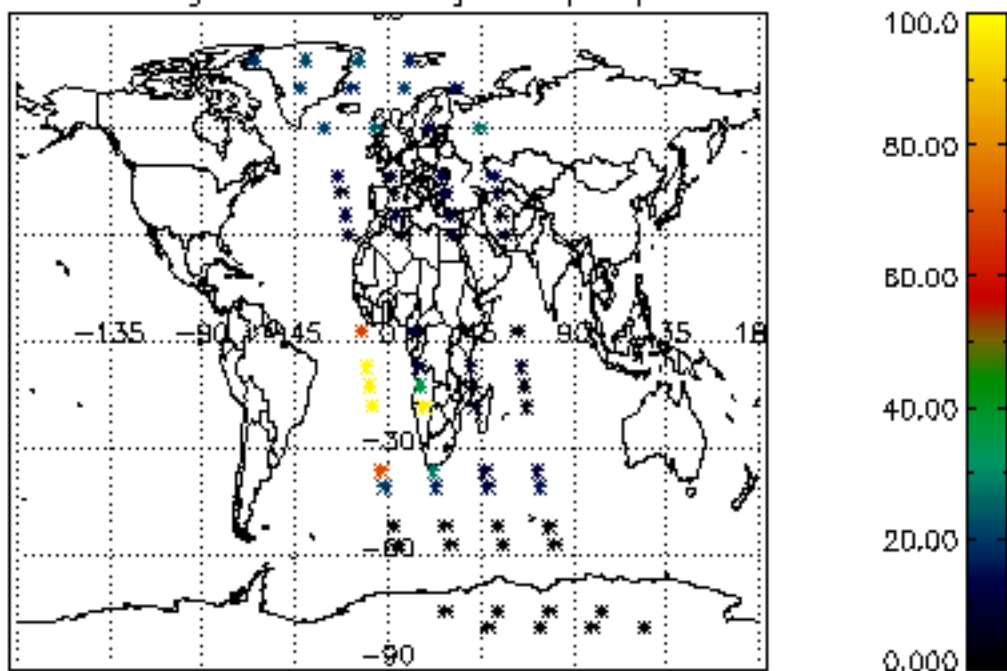
Percentage of flagged data per NO3 profile



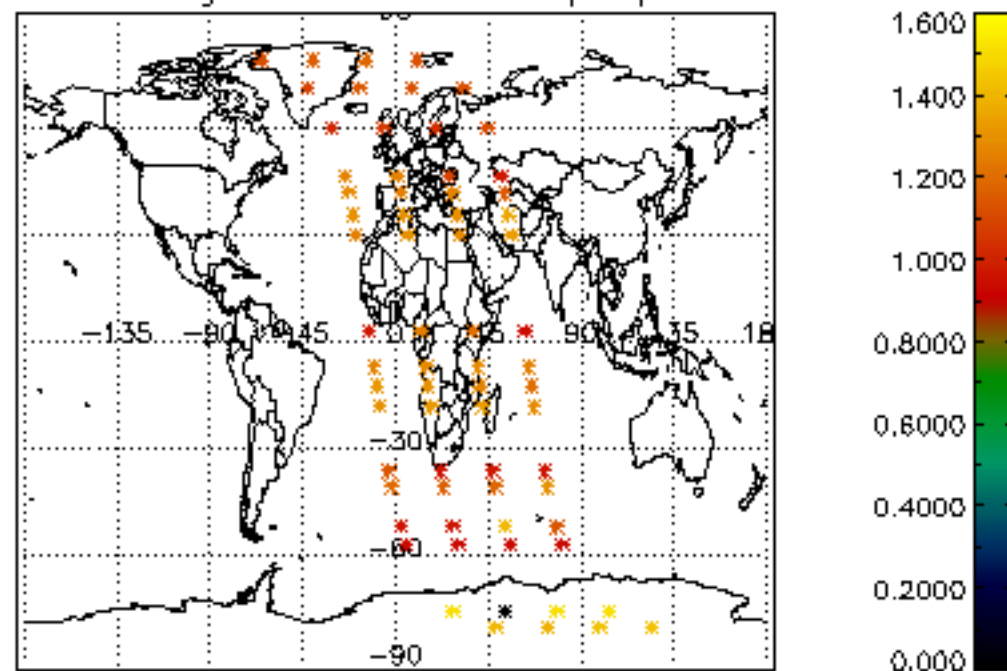




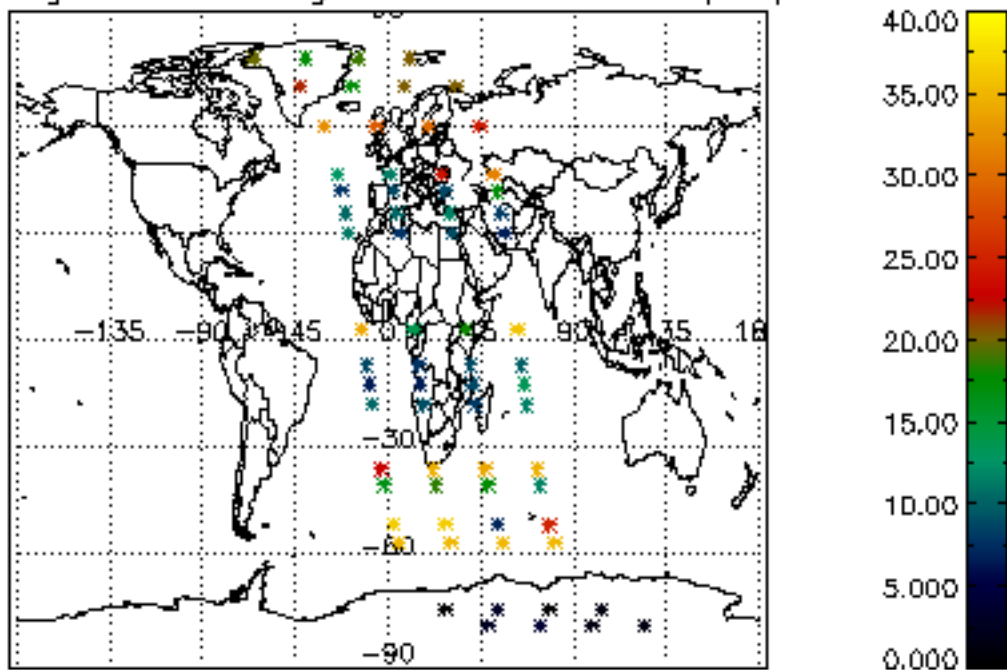
Percentage of cosmic ray hits per profile



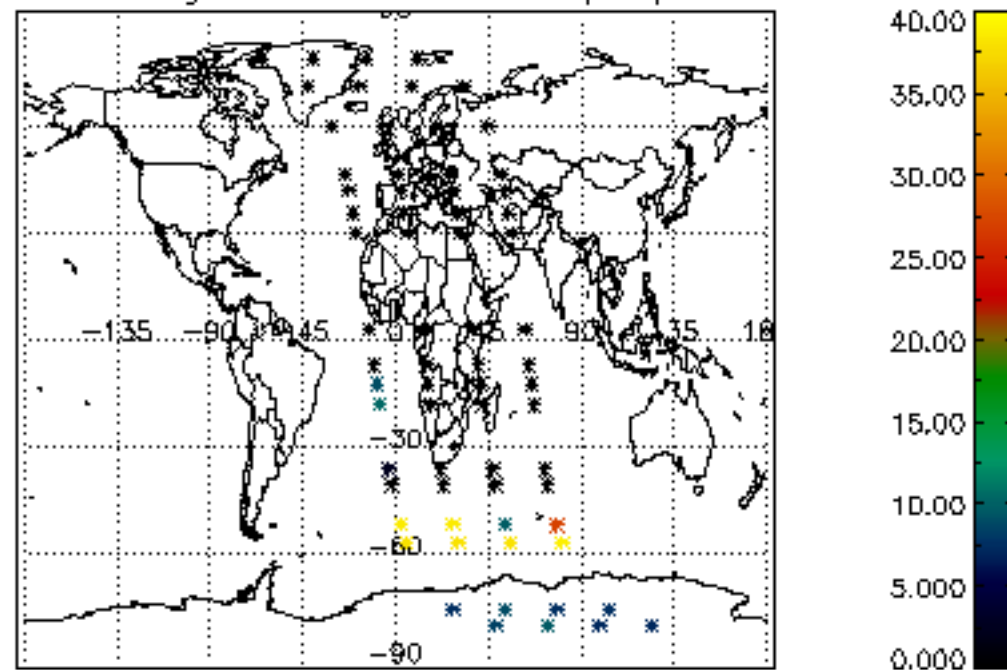
Percentage of datation errors per profile



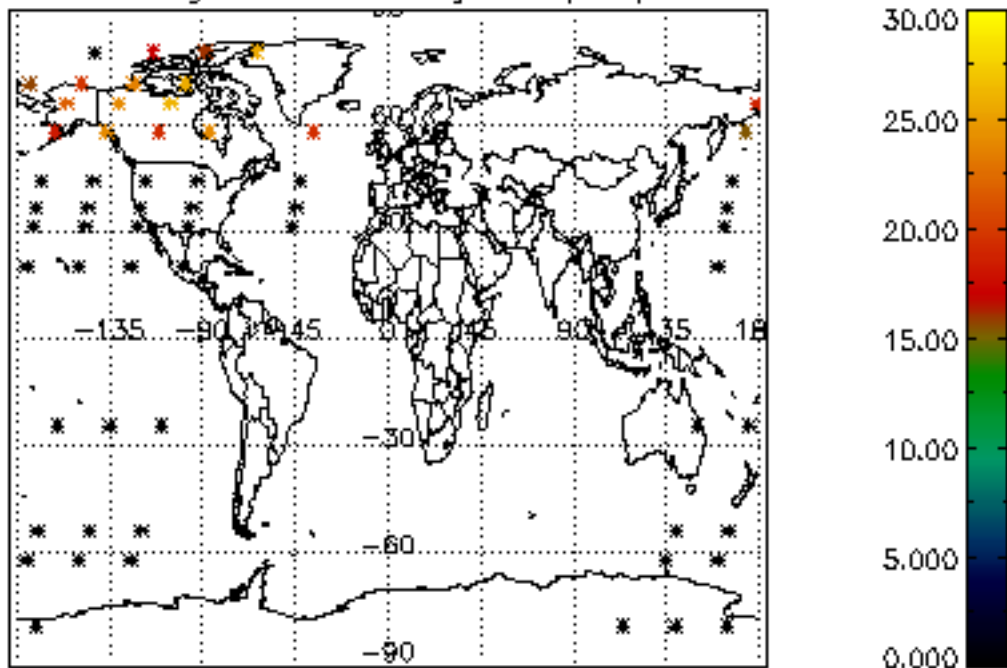
Percentage of star falling outside central band per profile



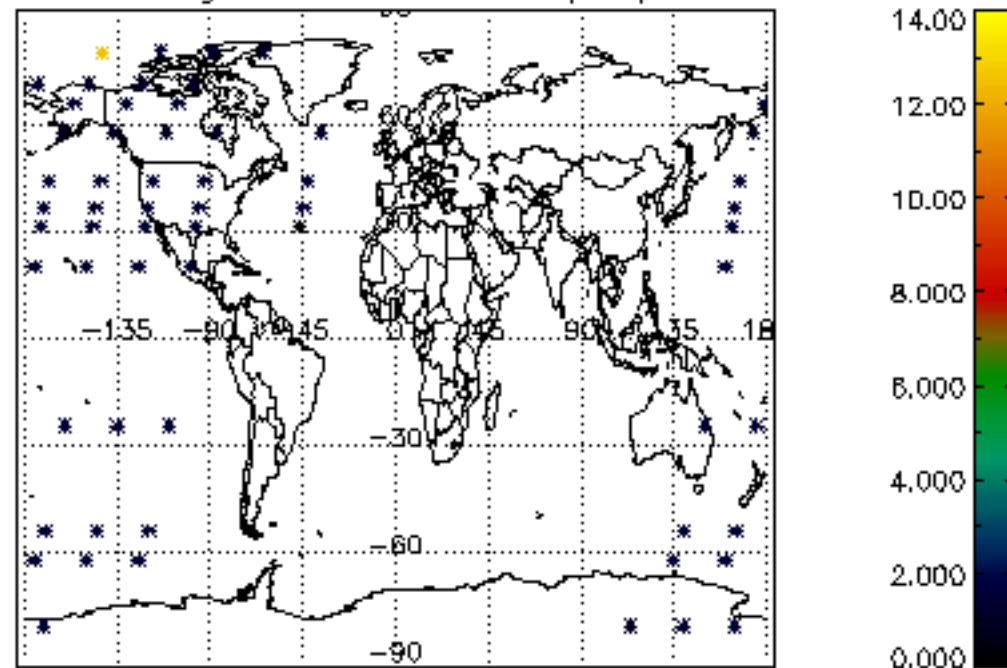
Percentage of saturation errors per profile



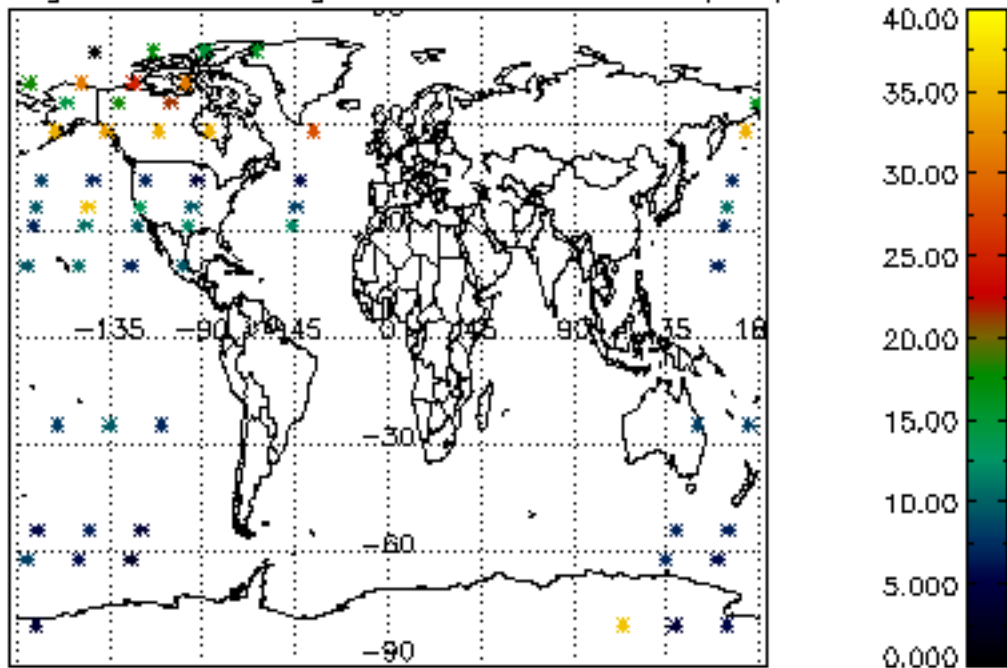
Percentage of cosmic ray hits per profile



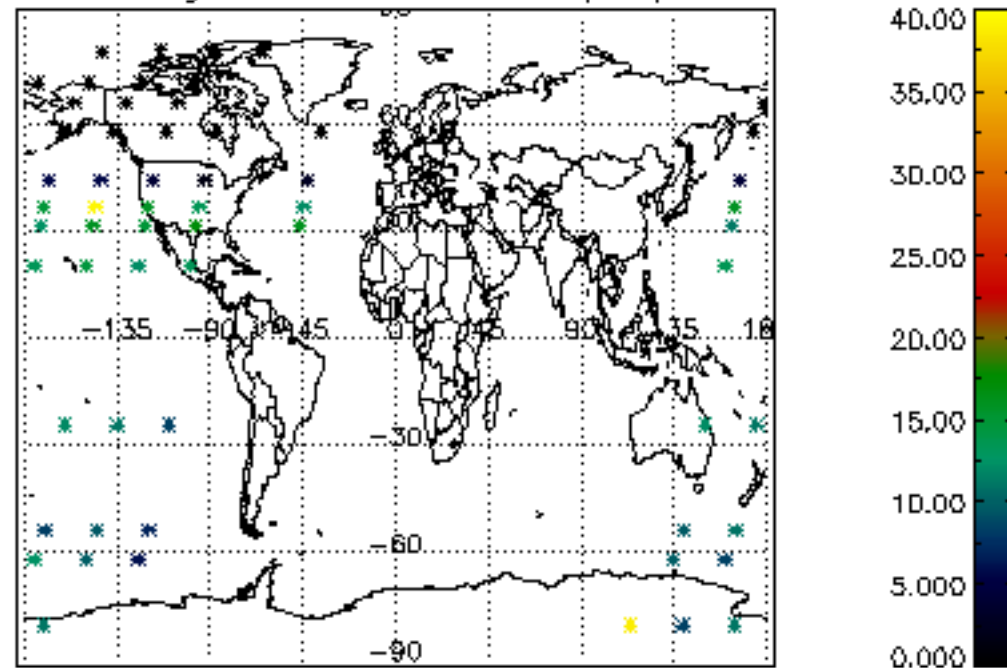
Percentage of datation errors per profile

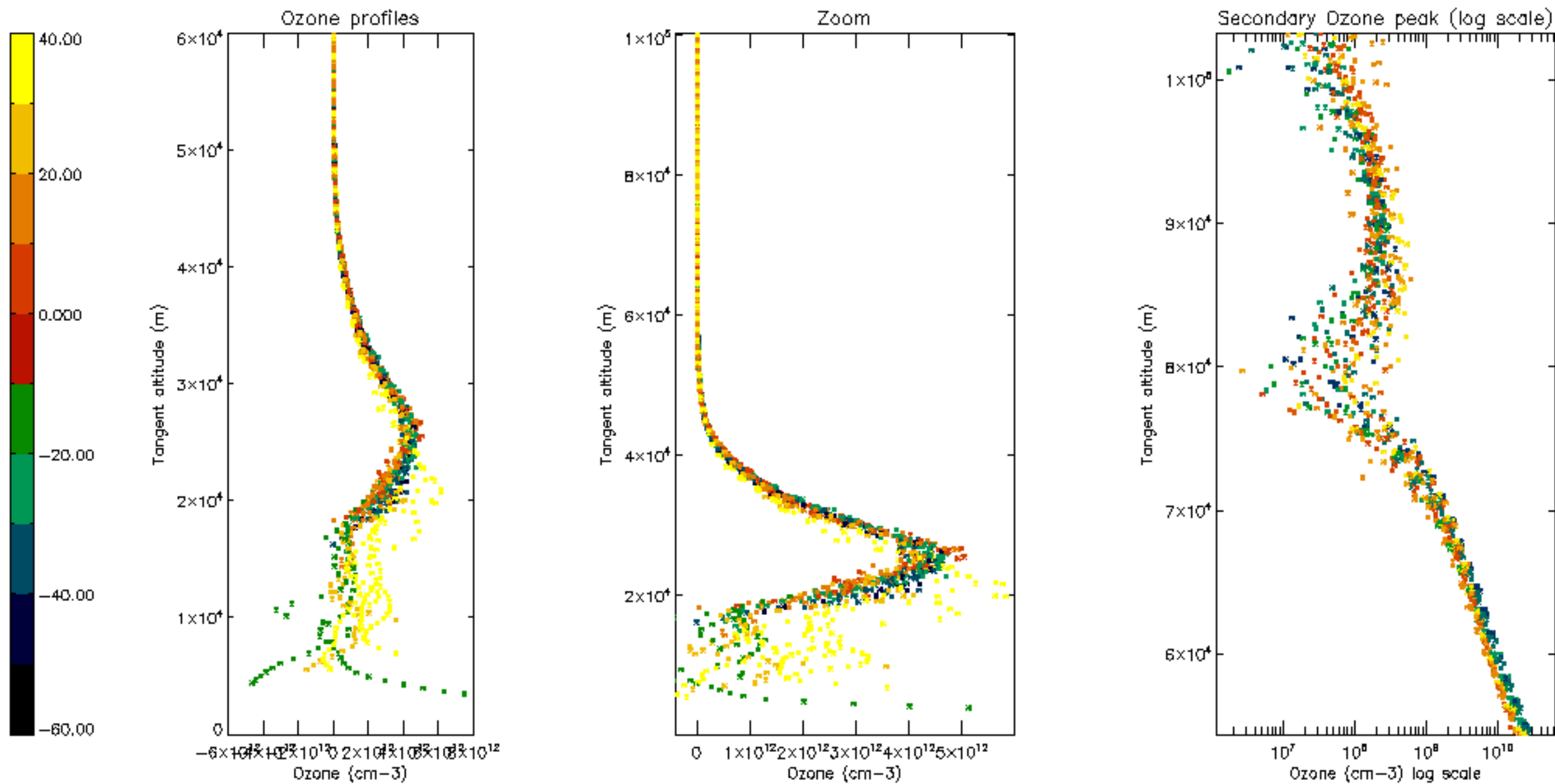


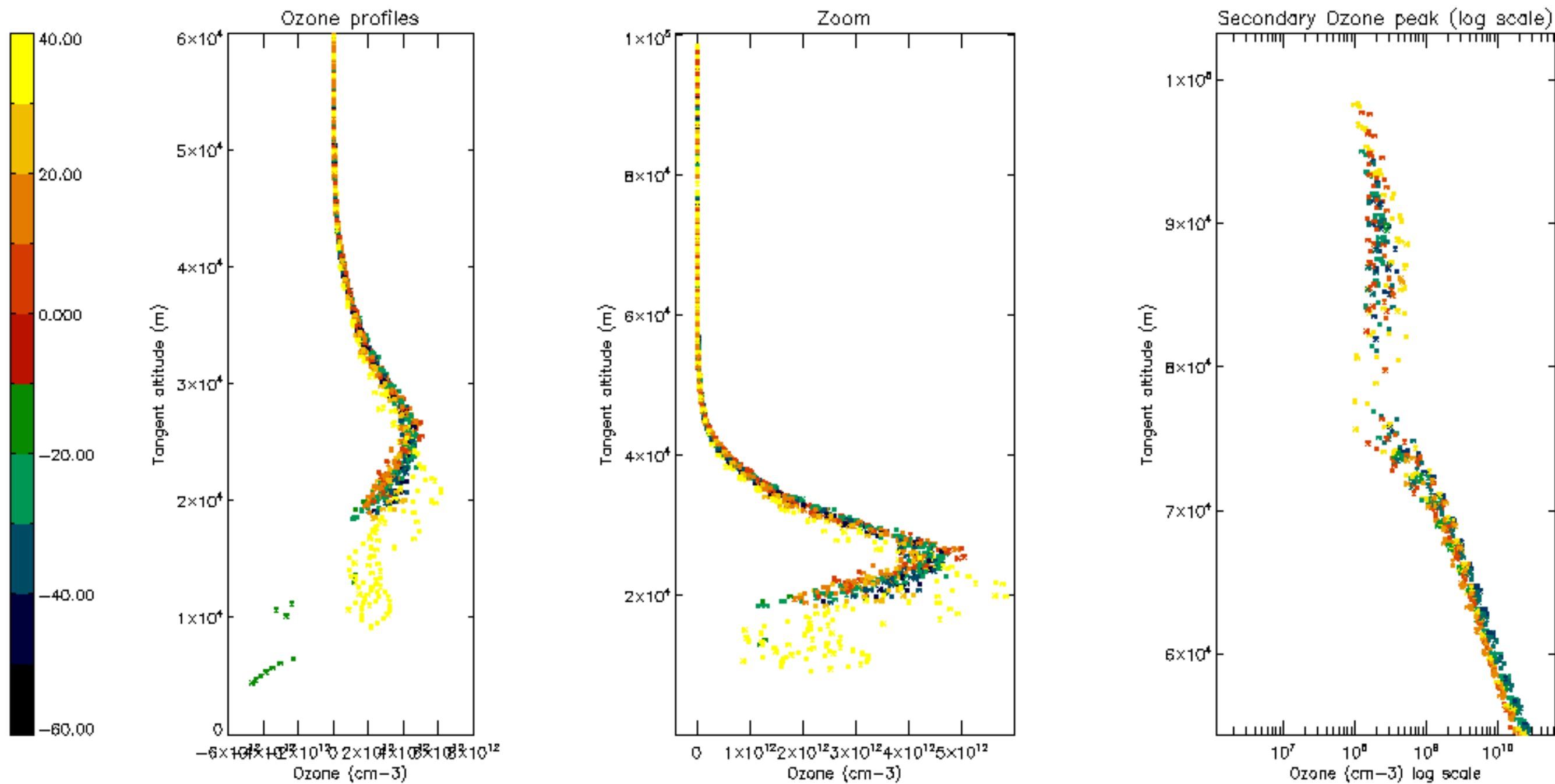
Percentage of star falling outside central band per profile

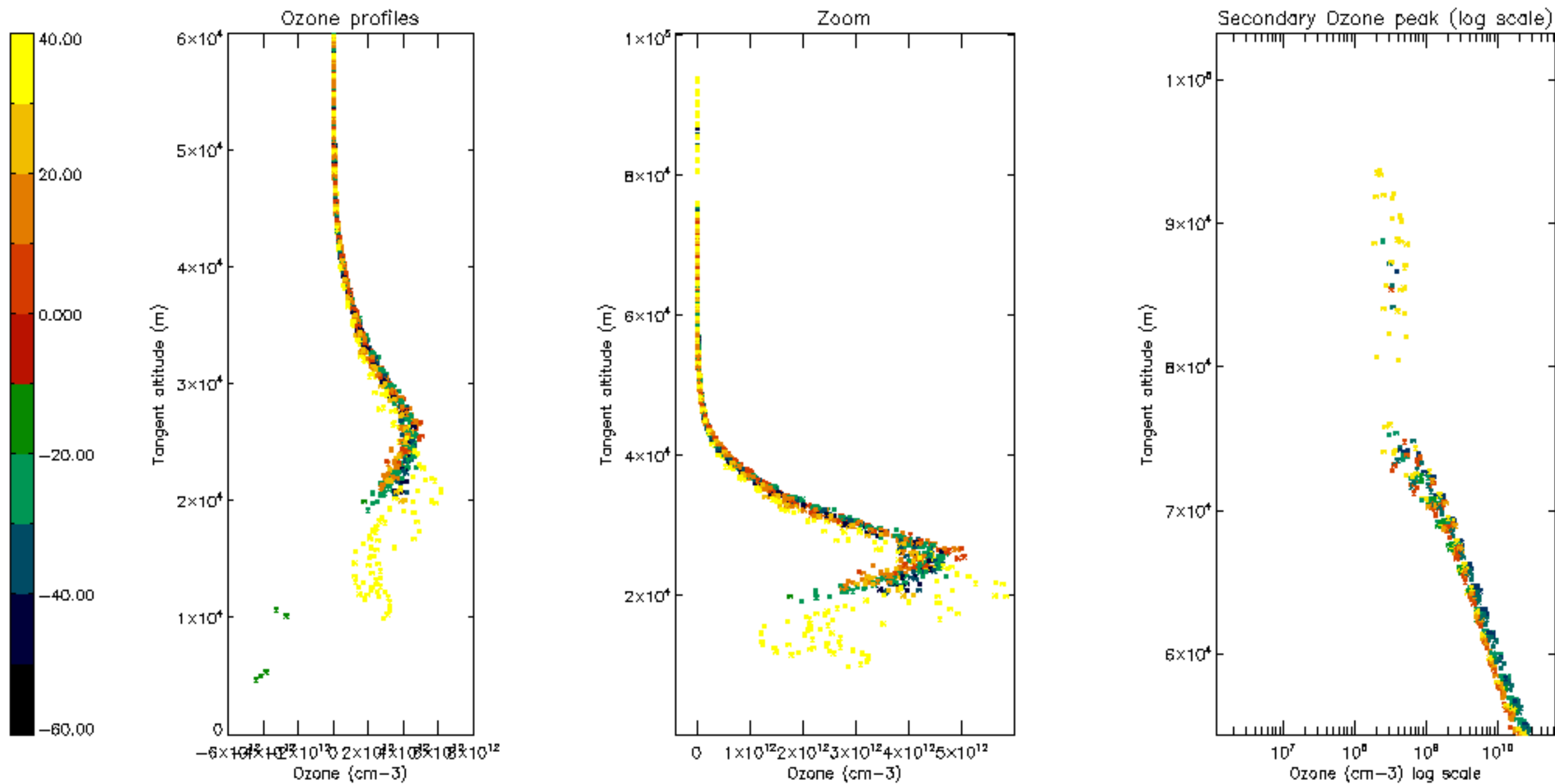


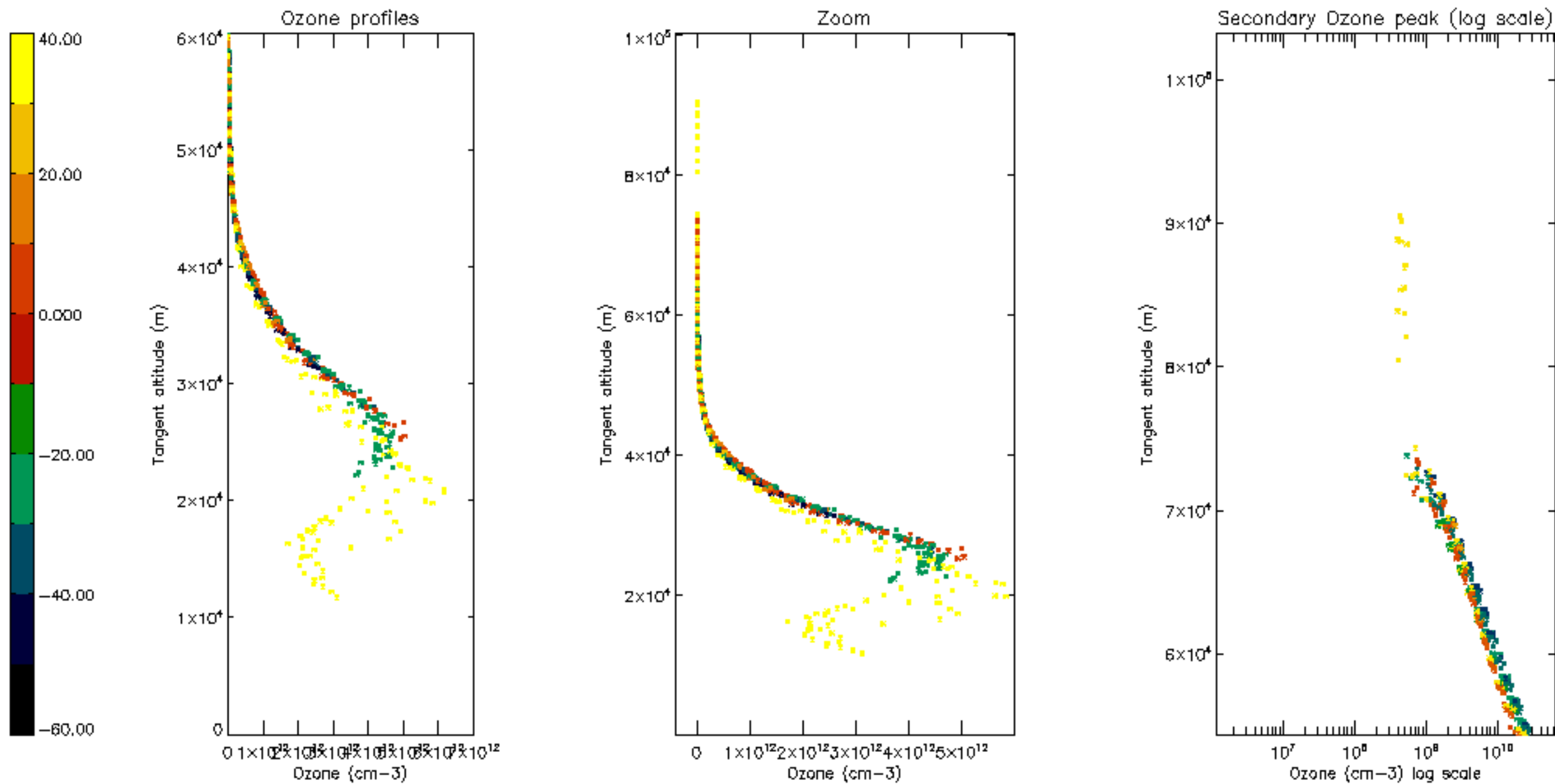
Percentage of saturation errors per profile

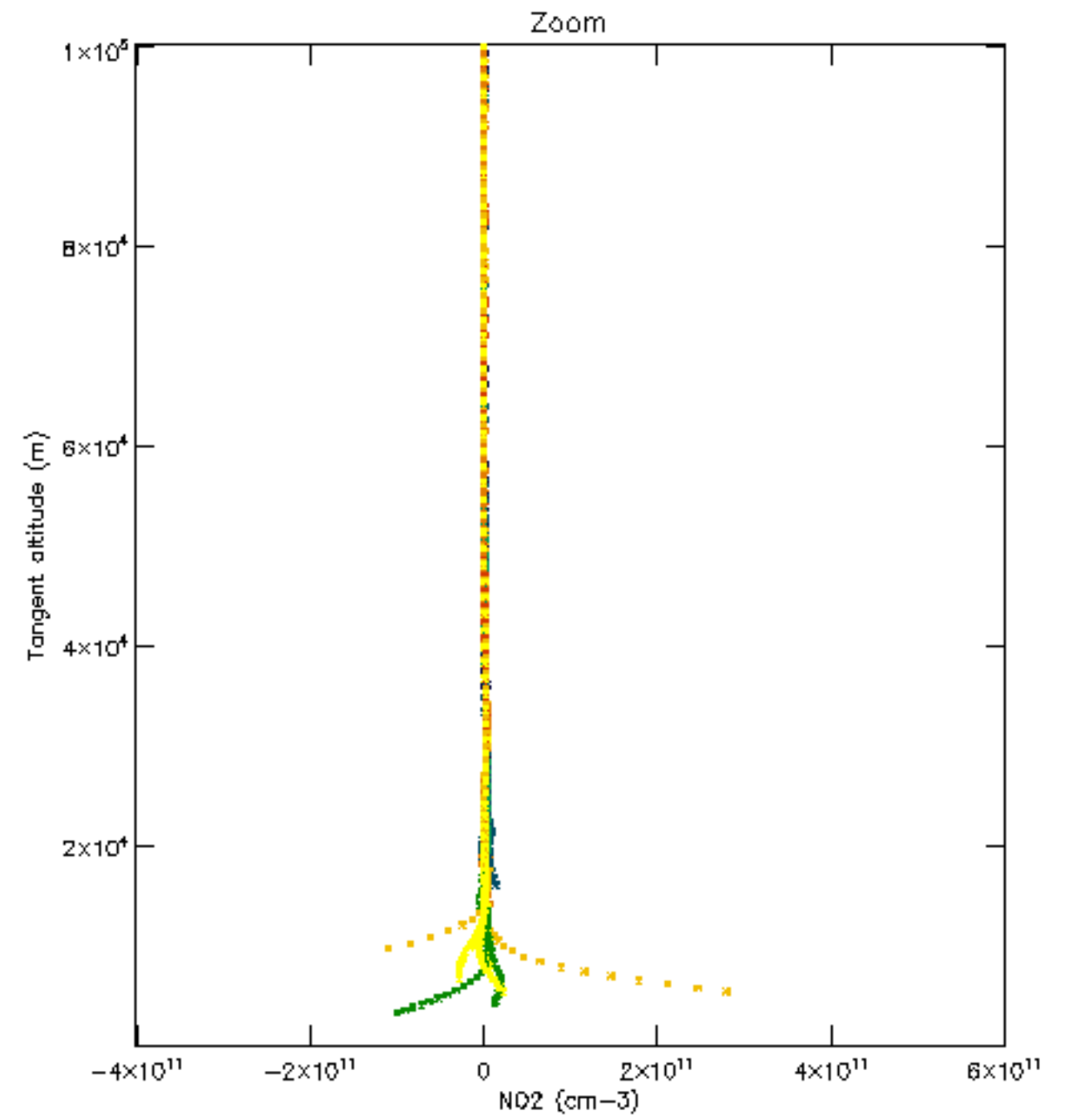
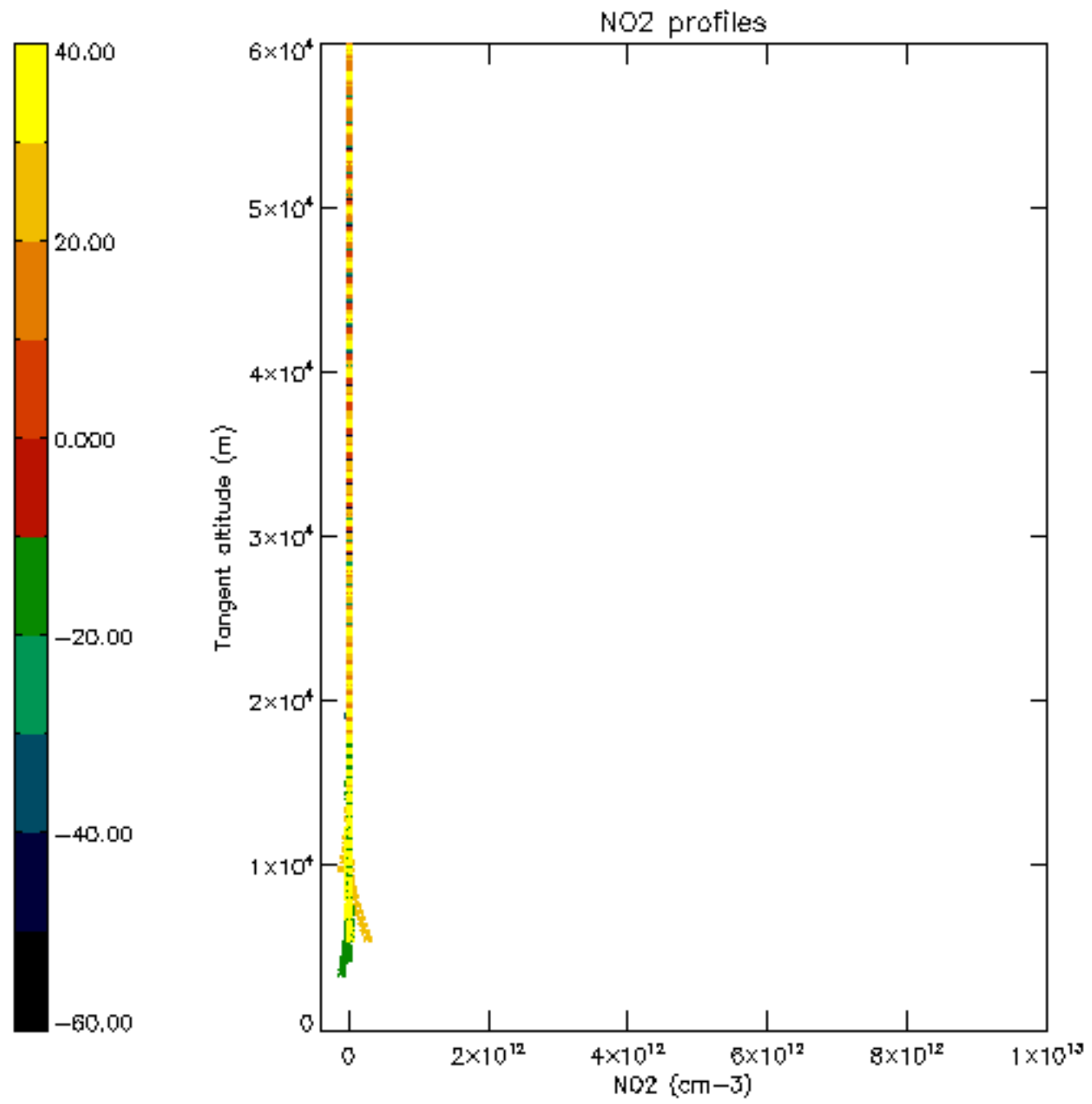


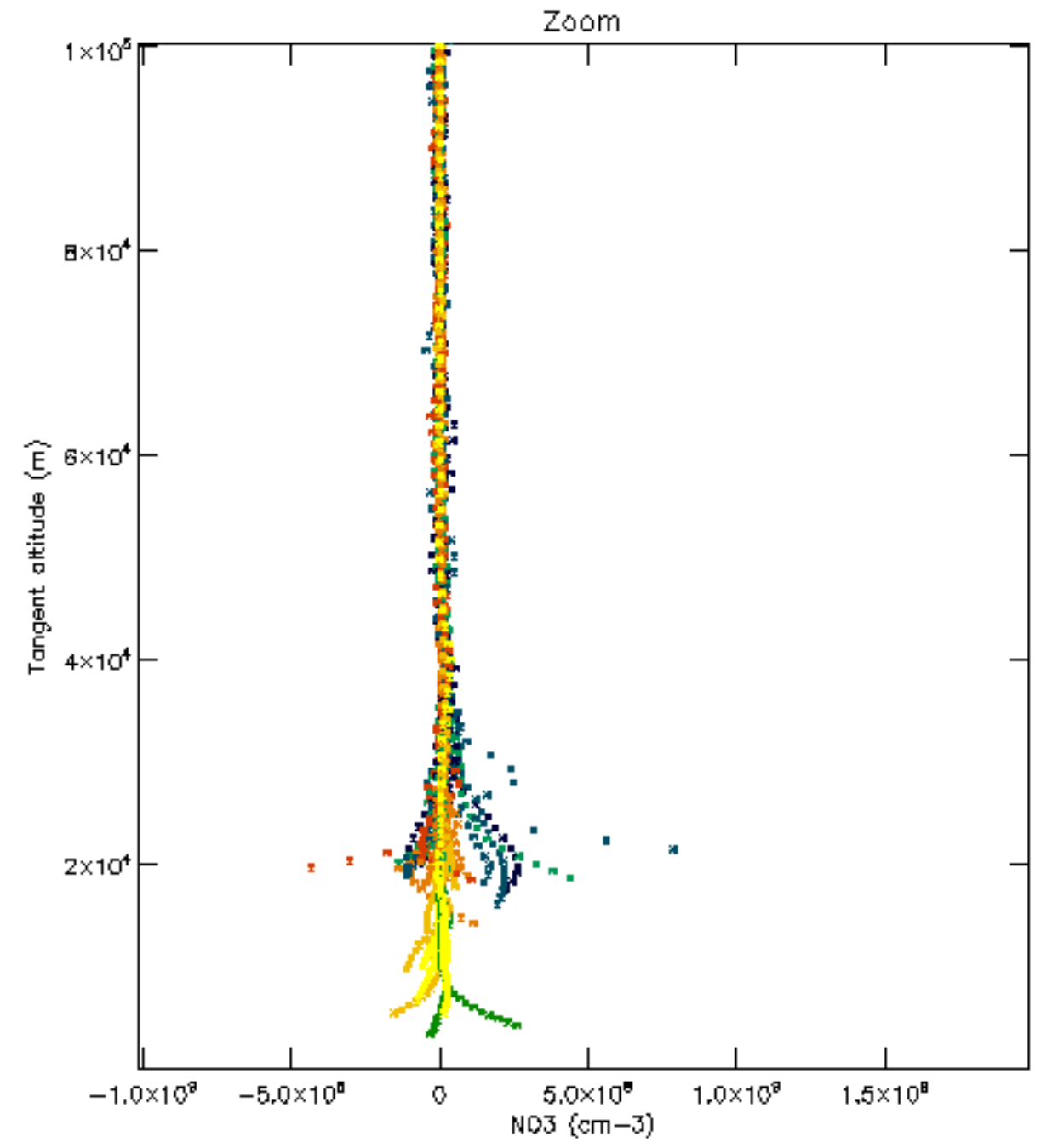
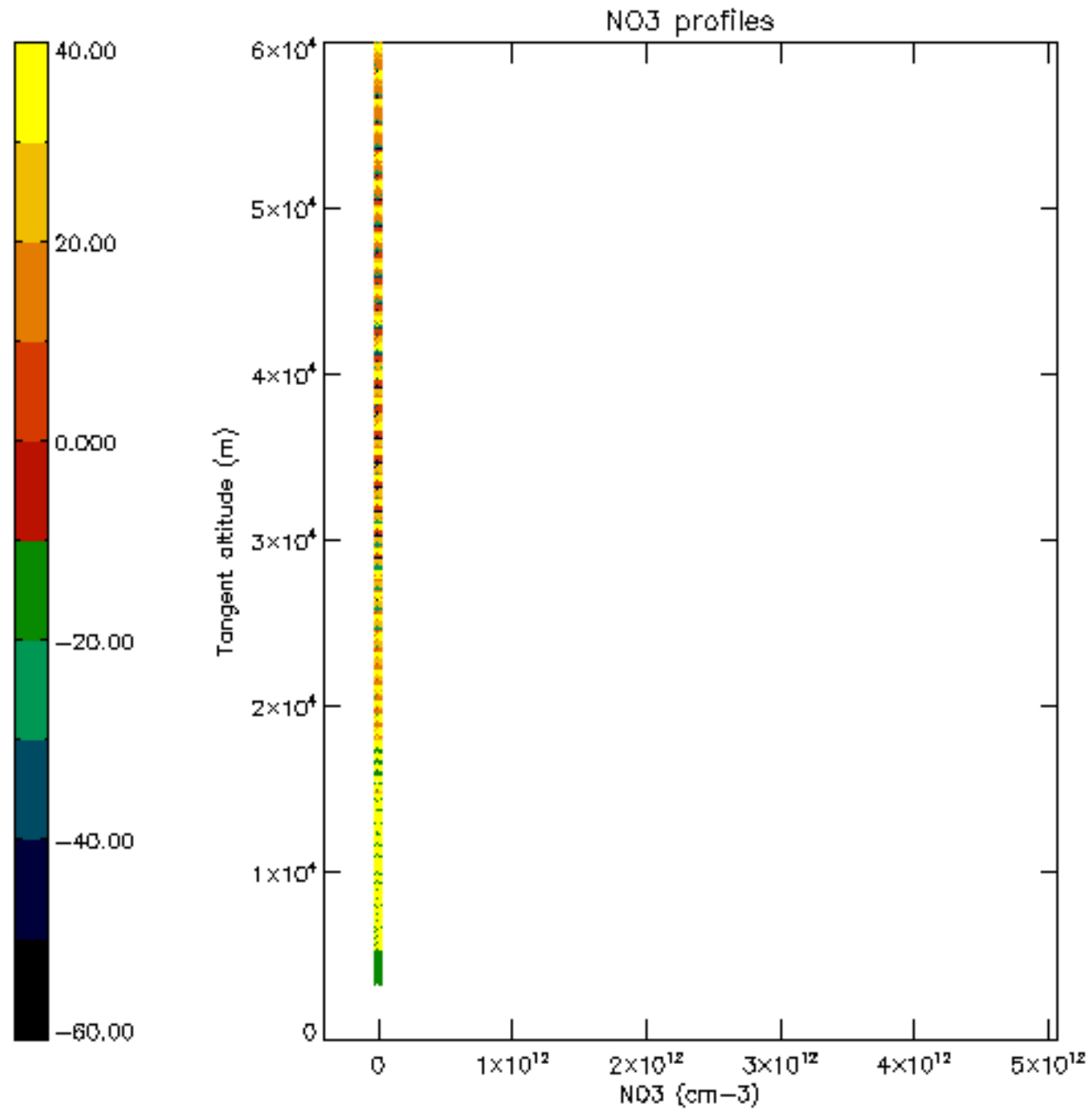


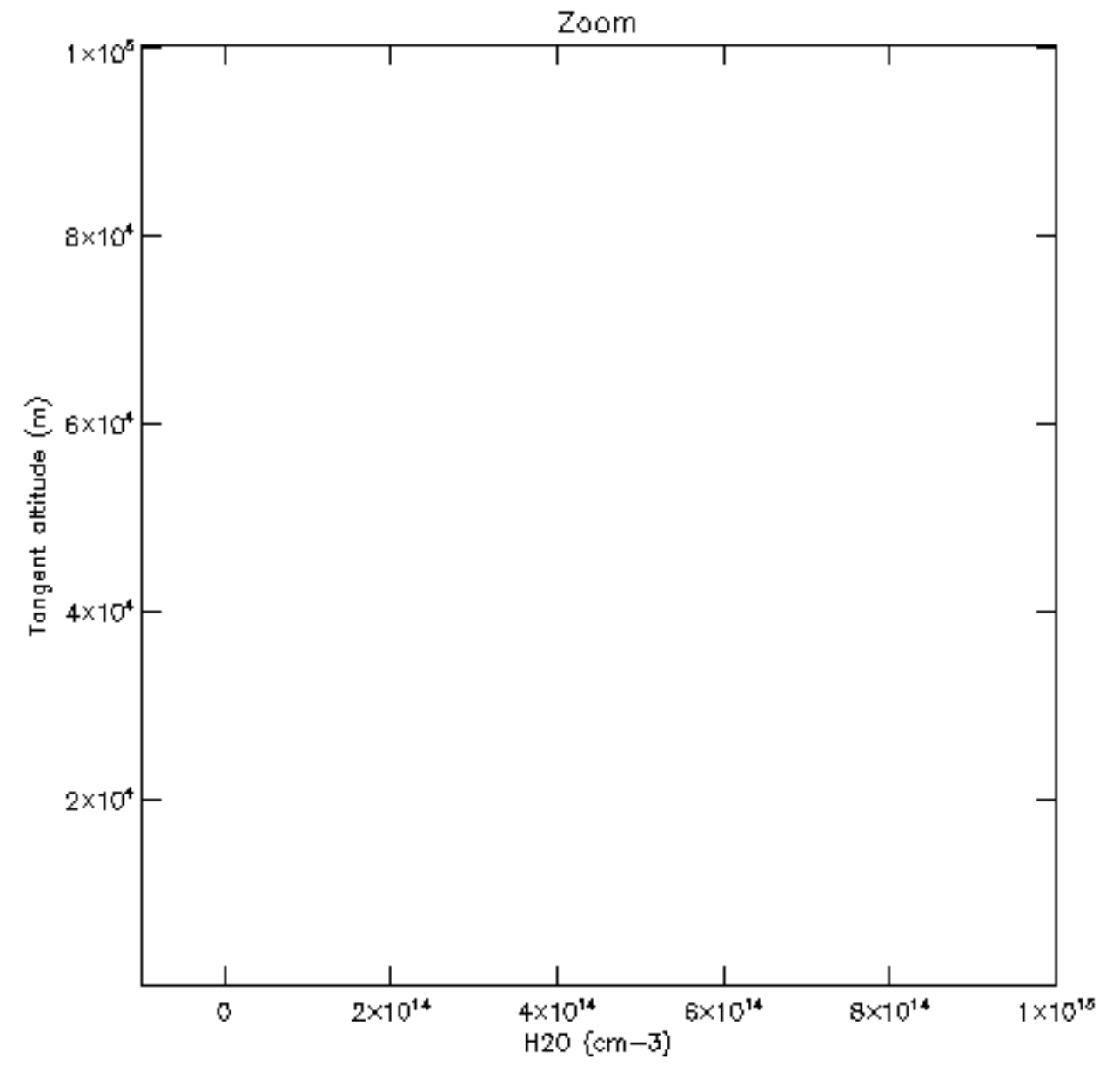
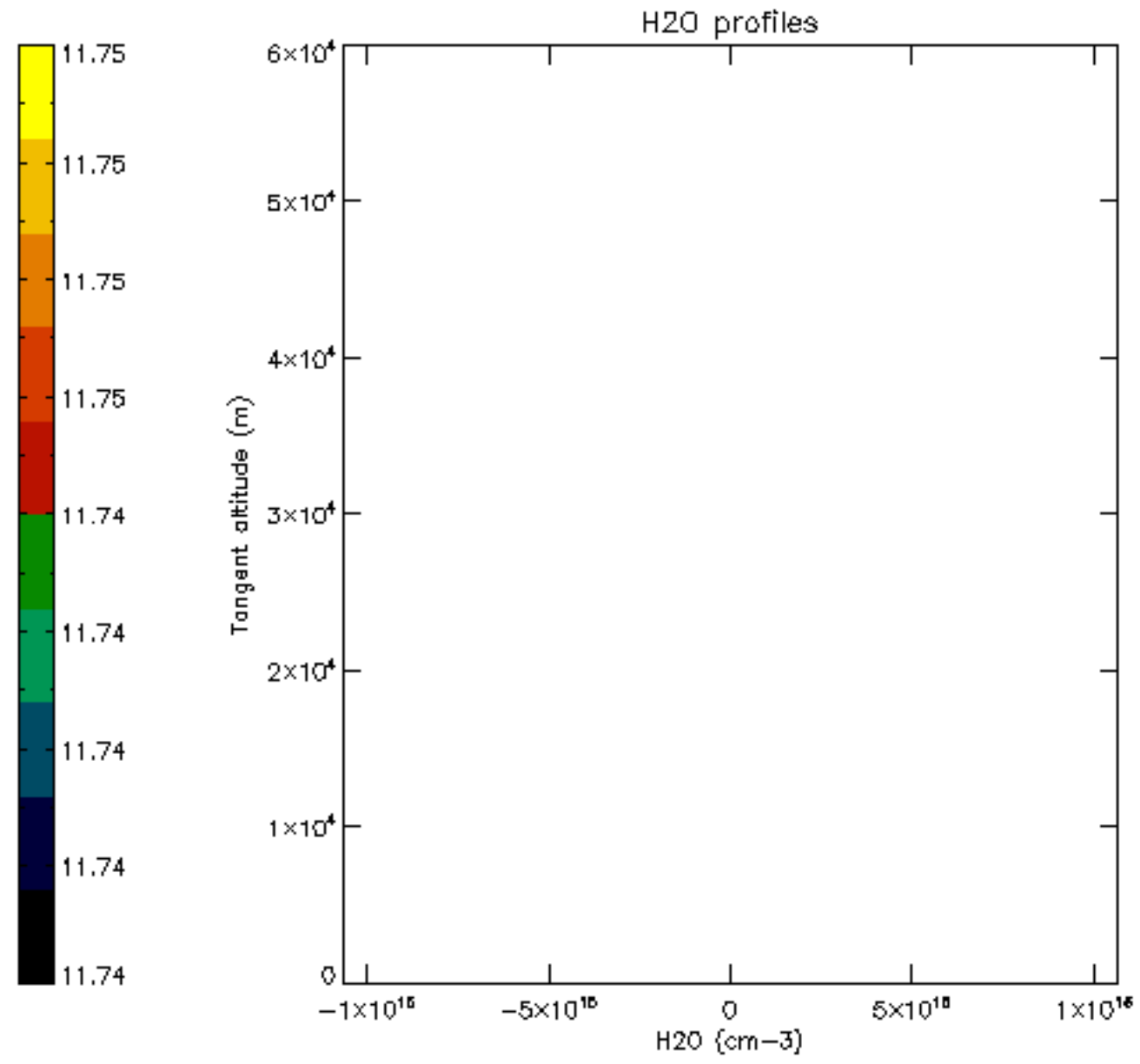


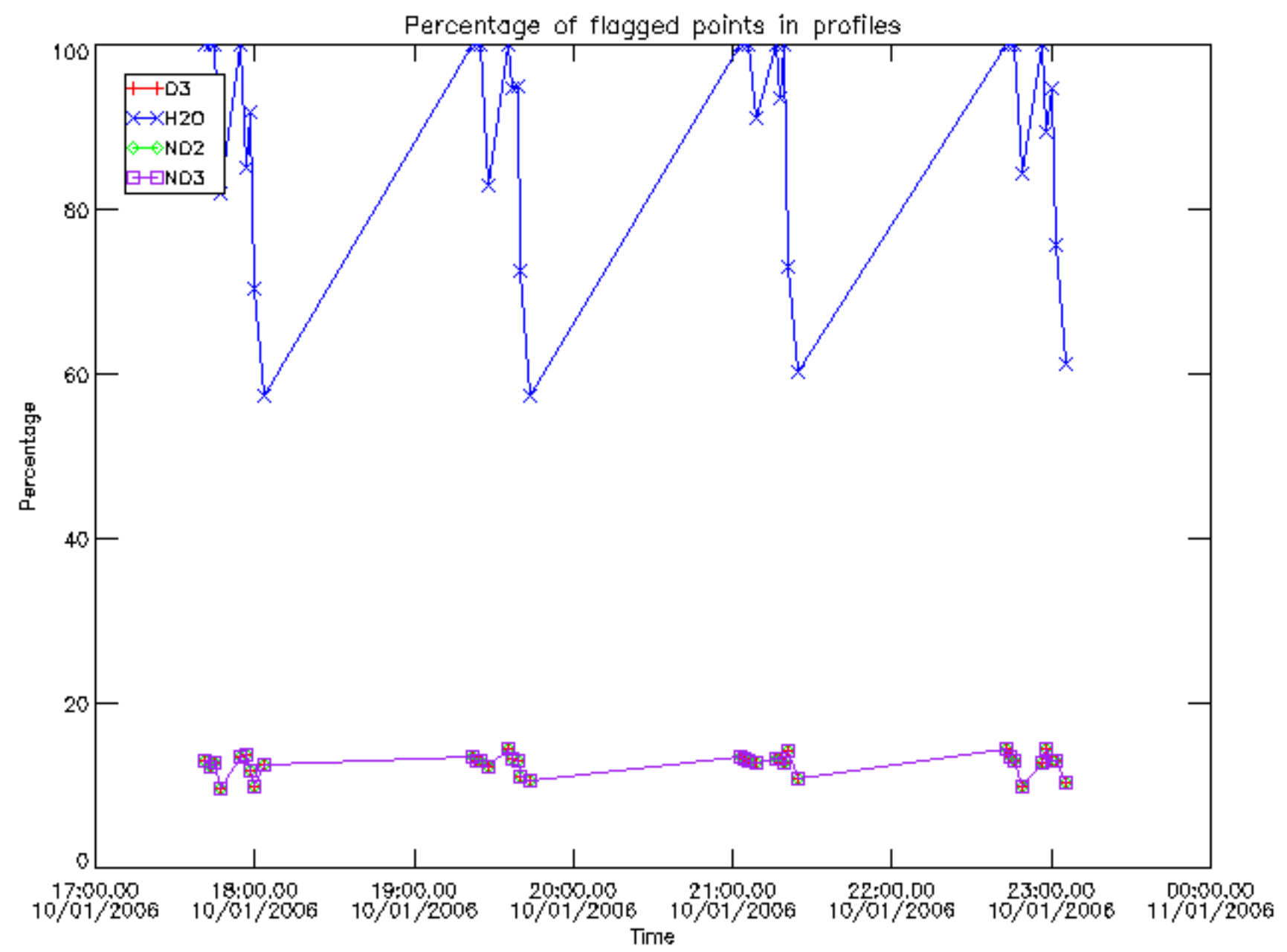




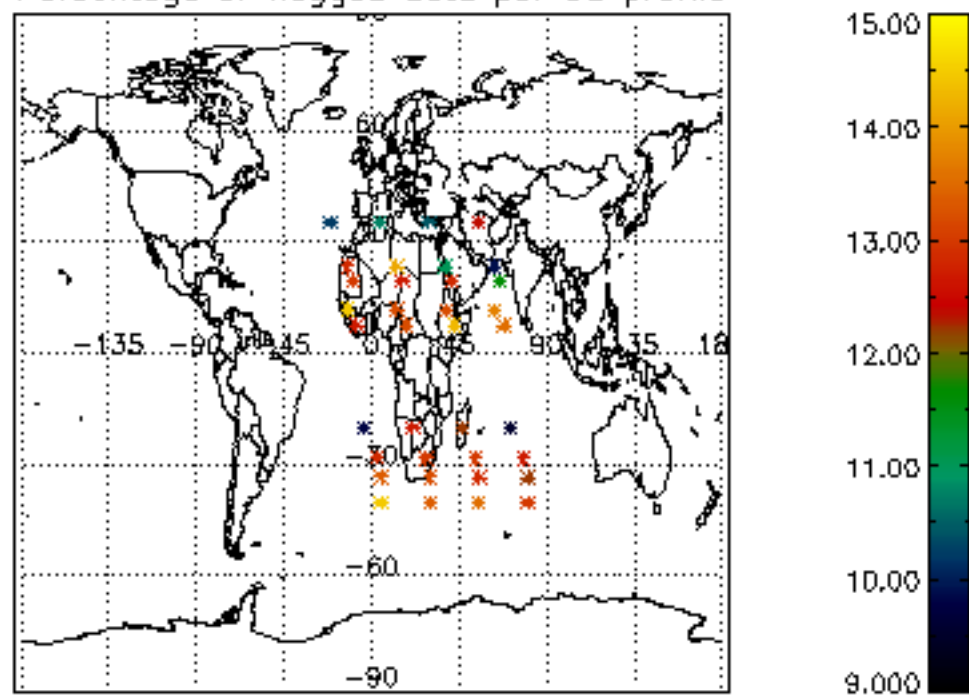




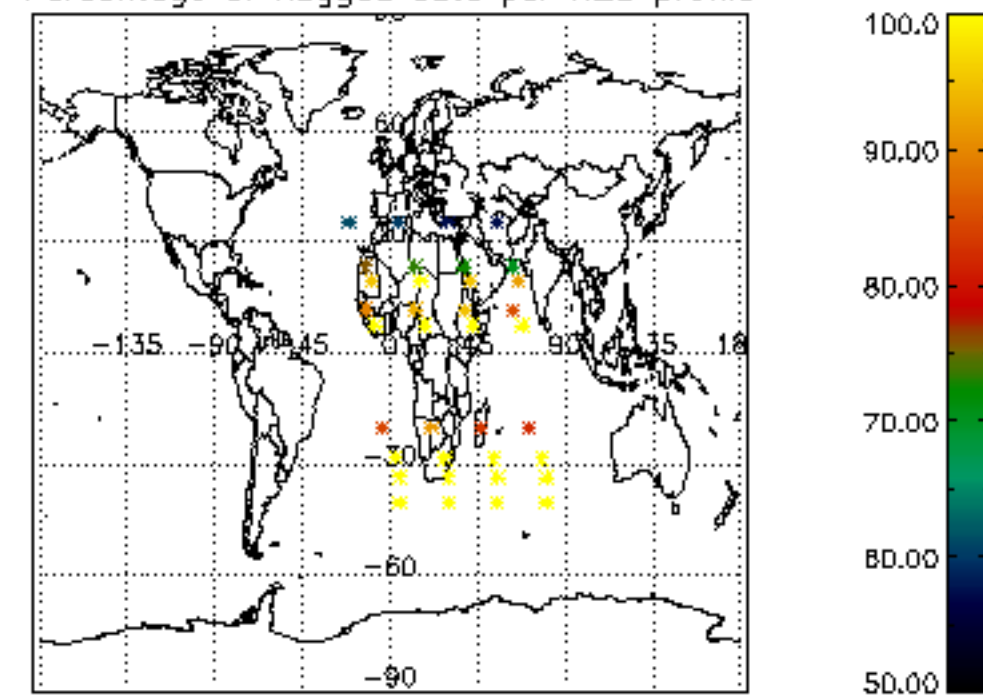




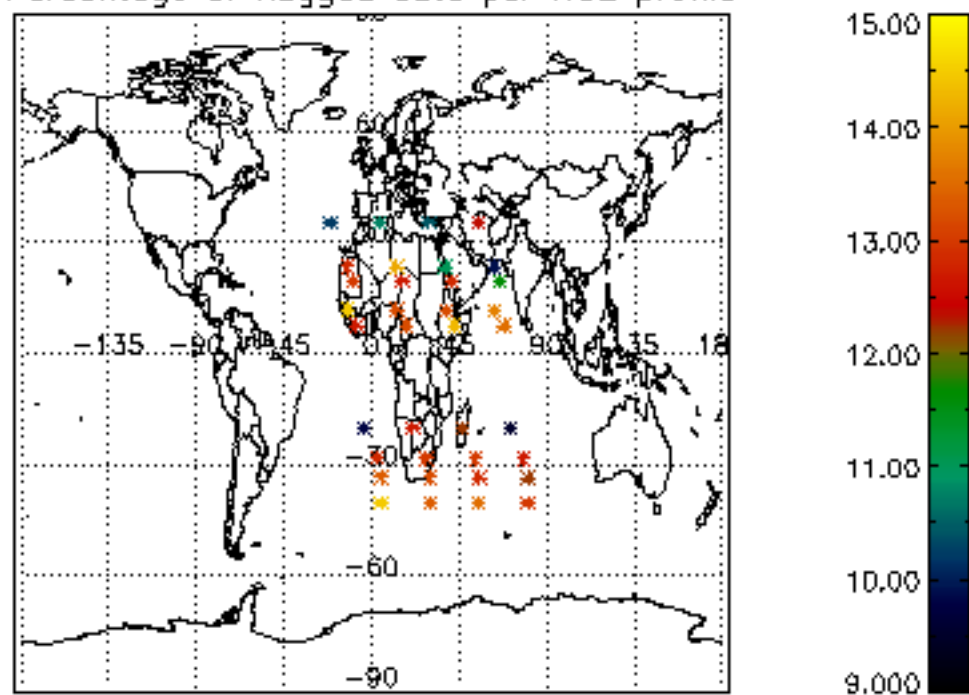
Percentage of flagged data per D3 profile



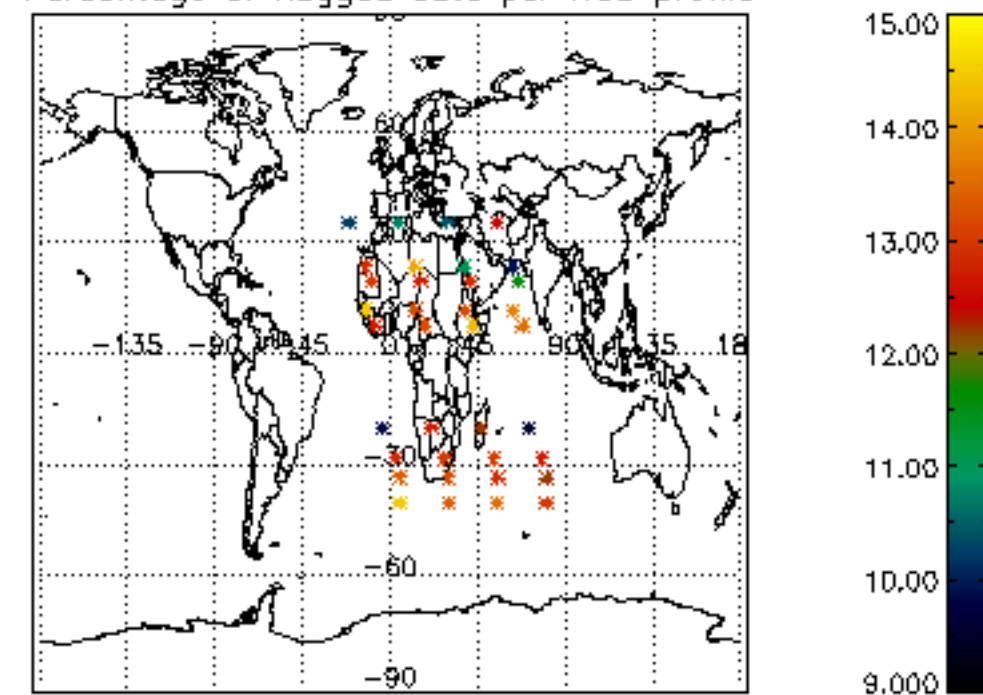
Percentage of flagged data per H2O profile

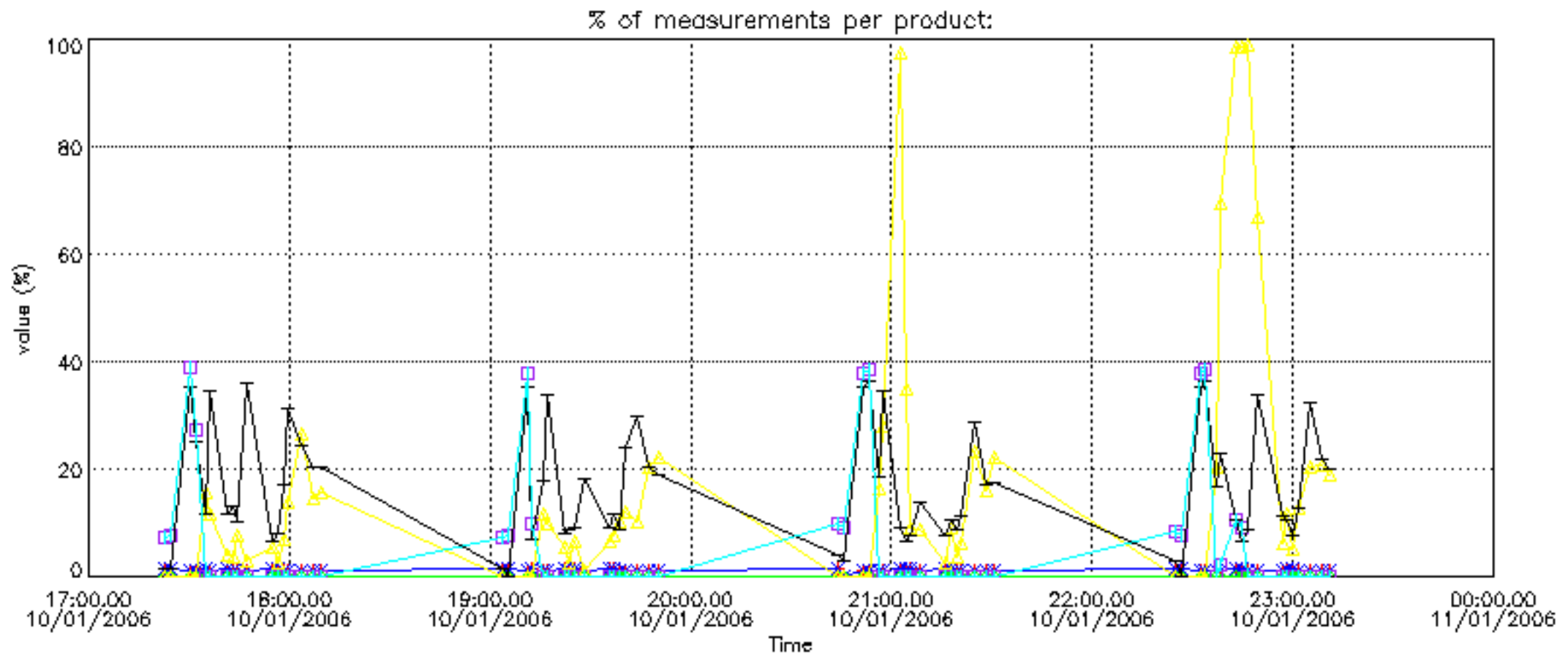


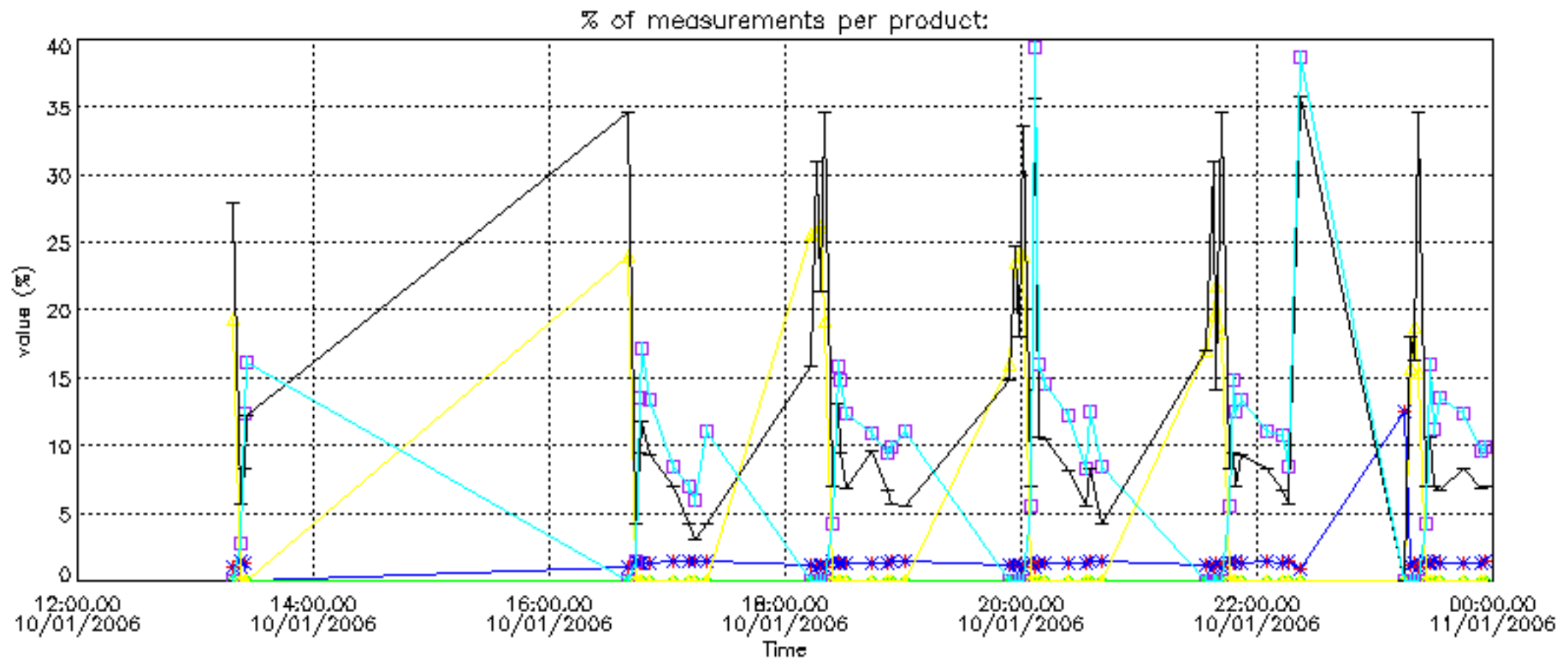
Percentage of flagged data per NO2 profile



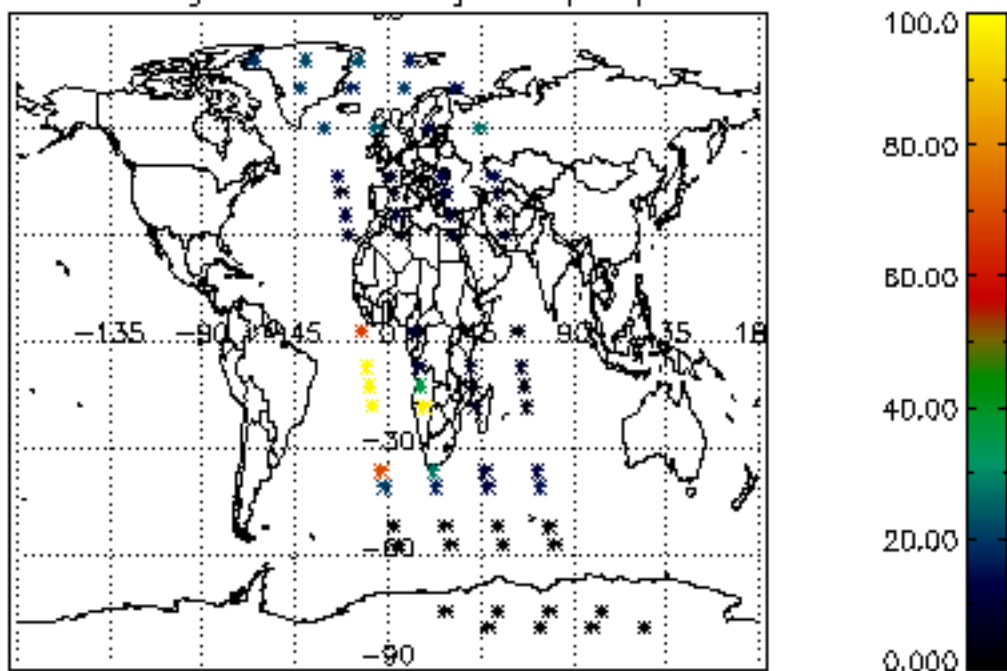
Percentage of flagged data per NO3 profile



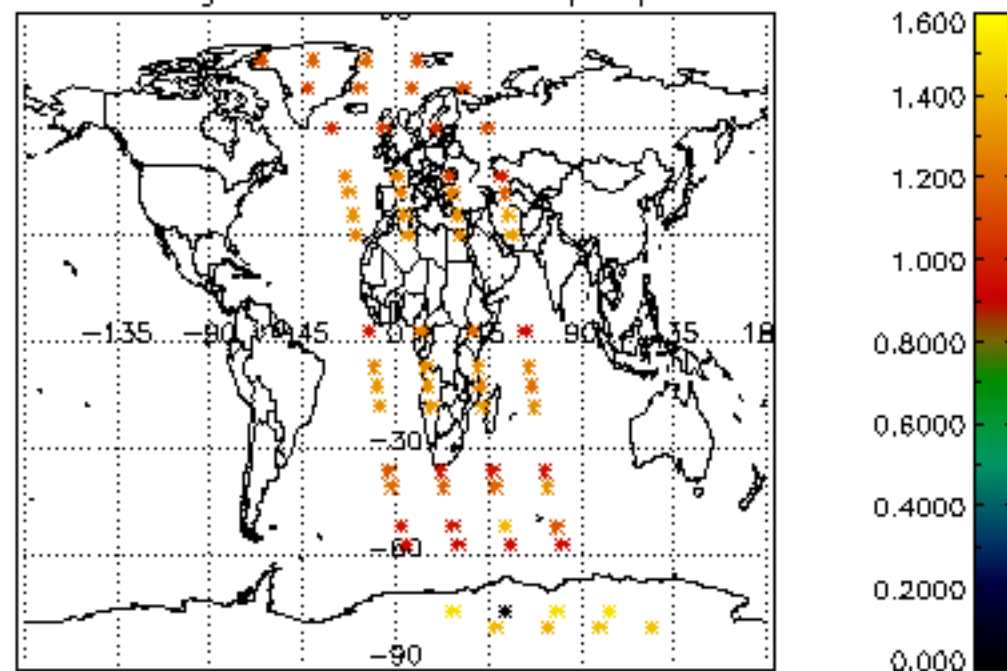




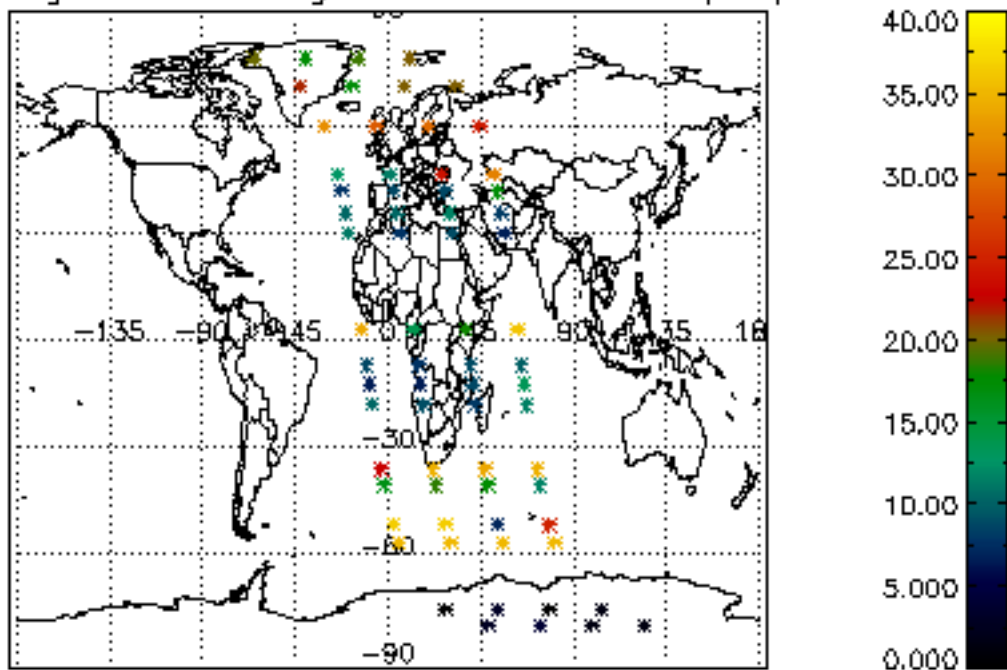
Percentage of cosmic ray hits per profile



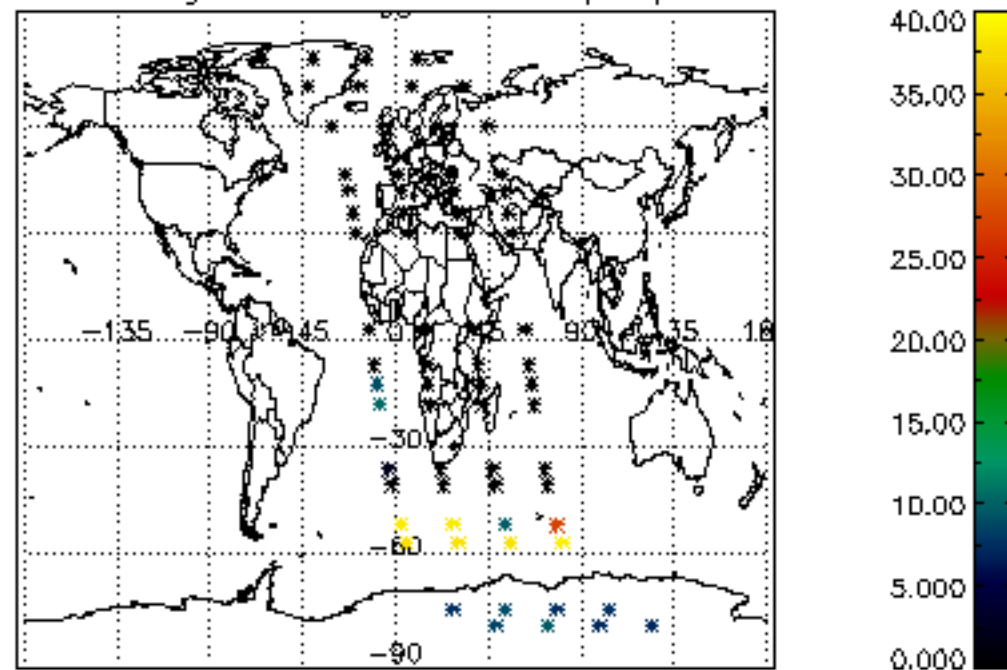
Percentage of datation errors per profile



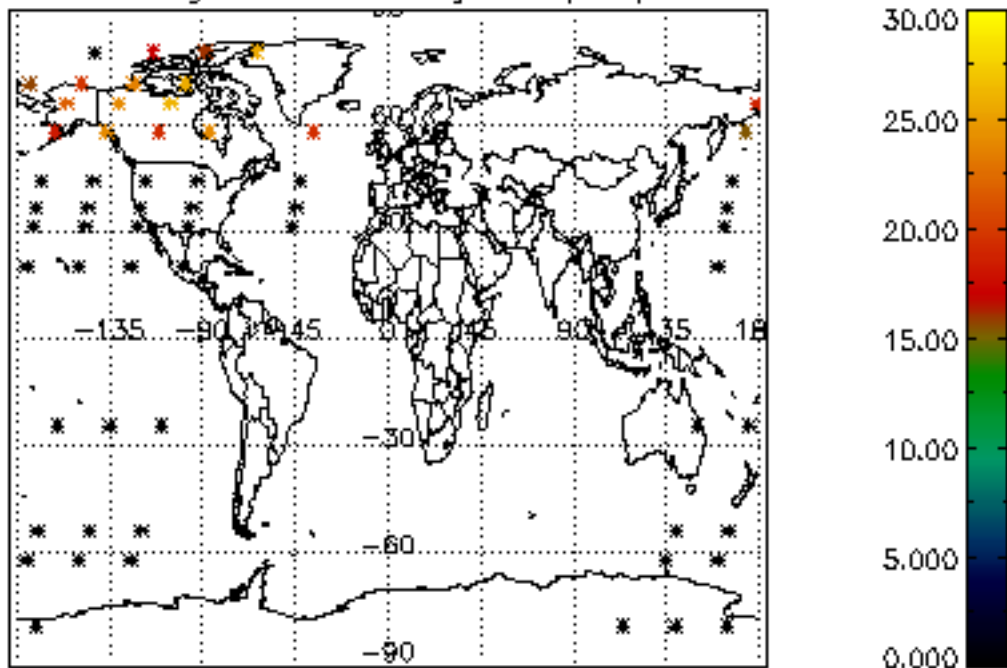
Percentage of star falling outside central band per profile



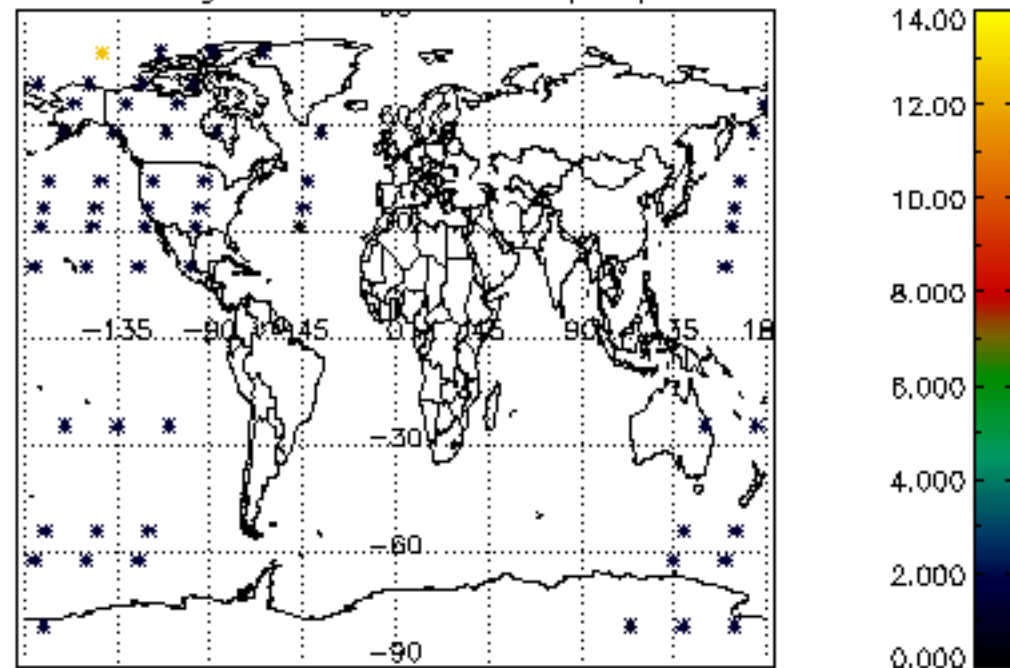
Percentage of saturation errors per profile



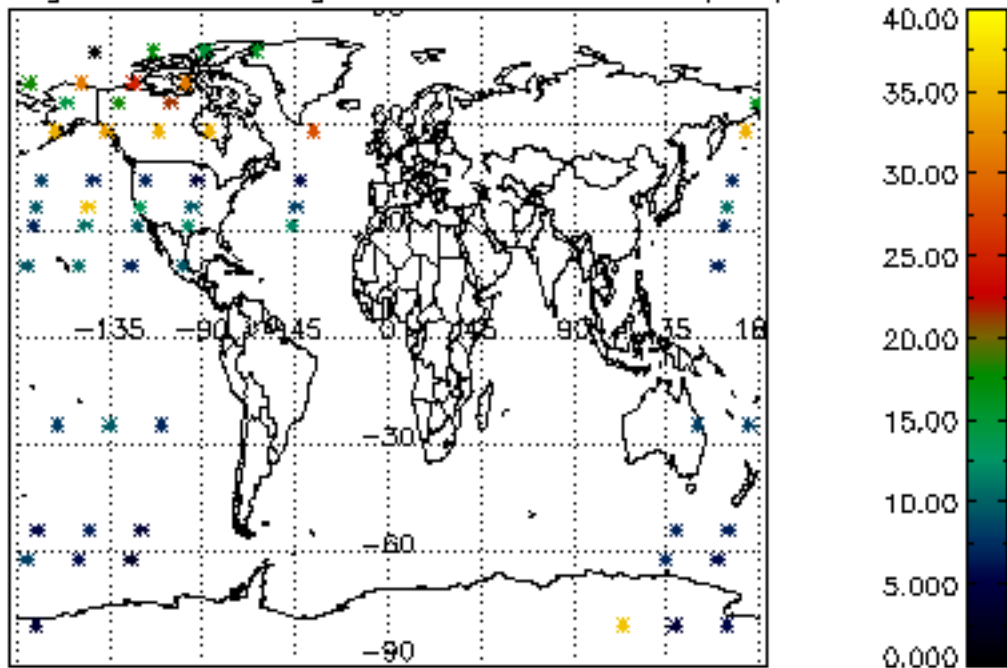
Percentage of cosmic ray hits per profile



Percentage of datation errors per profile



Percentage of star falling outside central band per profile



Percentage of saturation errors per profile

