

GOMOS Level 2 Daily Report

SUMMARY

[1. General Info](#)

[2. Summary of processed GOM_NL_2P products](#)

[3. Level 2 Quality information per product](#)

[3.1 Plot of level 2 quality information per product \(time dependant\)](#)

[3.2 Plot of level 2 quality information per product \(world map\)](#)

[4. Level 1 Quality information per product \(stored on level 2 products\)](#)

[4.1 Plot of level 1 quality information per product \(time dependant\)](#)

[4.1.1 Plot of level 1 quality information per product \(time dependant\): ASCENDING](#)

[4.1.2 Plot of level 1 quality information per product \(time dependant\): DESCENDING](#)

[4.2 Plot of level 1 quality information per product \(world map\)](#)

[4.2.1 Plot of level 1 quality information per product \(world map\): ASCENDING](#)

[4.2.2 Plot of level 1 quality information per product \(world map\): DESCENDING](#)

[5. Ozone profiles based on quality statistics and other trace gas profiles](#)

[5.1 Ozone statistics based on quality of products](#)

[5.2 Plot ozone profiles for all STD \(dark without errors\)](#)

[5.3 Plot ozone profiles where STD < 20% \(dark without errors\)](#)

[5.4. Plot ozone profiles where STD < 10% \(dark without errors\)](#)

[5.5. Plot ozone profiles where STD < 5% \(dark without errors\)](#)

[5.6 Plot NO2 profiles for all STD \(dark without errors\)](#)

[5.7 Plot NO3 profiles for all STD \(dark without errors\)](#)

[5.8 Plot H2O profiles \(only for occultations of stars 1,2,3,4,13,14,16,26,63 dark without errors\) for all STD](#)

[6. Auxiliary Data Files used for the production reported in section 2](#)

This report presents the daily analysis on parameters extracted from GOMOS level 2 data (GOM_NL__2P). It is intended to monitor some important parameters that will impact the quality of these products. A list of level 2 products (and content) that have arrived during the reporting day to the PCF is also given.

Item	Value
Time of report generation	22APR2013 11:45:31
Data source version	GOMOS/6.01
Start time of products	06-01-2006 (06JAN2006 00:00:00)
Stop time of products	07-01-2006 (07JAN2006 00:00:00)
Store outputs in DB	Yes
Nb of level 2 prods	369
Nb of prods with errors	0

2. Summary of processed GOM_NL__2P products.

Nr	Filename	UTC Start time	Limb	Duration	Star Id	Star Name	Star Mag	Star Temp	Nb Meas	Orbit	Prod. error
1	GOM_NL__2PRFIN20060106_000227_000000442044_00045_20139_7022.N1	06-JAN-2006 00:02:27	Dark	43.500	2	Alp Car	-0.73600	7000.0	87	20139	No
2	GOM_NL__2PRFIN20060106_000804_000000402044_00045_20139_7023.N1	06-JAN-2006 00:08:04	Straylight	40.000	108	Alp Col	2.6520	15200.	80	20139	No
3	GOM_NL__2PRFIN20060106_001210_000000422044_00045_20139_7024.N1	06-JAN-2006 00:12:10	Straylight	42.000	47	2Bet CMa	1.9760	28000.	84	20139	No
4	GOM_NL__2PRFIN20060106_001530_000000502044_00045_20139_7025.N1	06-JAN-2006 00:15:30	Straylight	50.000	7	19Bet Ori	0.10000	14000.	100	20139	No
5	GOM_NL__2PRFIN20060106_001717_000000402044_00045_20139_7026.N1	06-JAN-2006 00:17:17	Straylight	39.500	30	46Eps Ori	1.6940	30000.	79	20139	No
6	GOM_NL__2PRFIN20060106_001941_000000492044_00045_20139_7027.N1	06-JAN-2006 00:19:41	Twilight_stray	49.000	14	58Alp Ori	0.87000	3000.0	98	20139	No
7	GOM_NL__2PRFIN20060106_002245_000000452044_00045_20139_7028.N1	06-JAN-2006 00:22:45	Bright	44.500	13	87Alp Tau	0.86700	3800.0	89	20139	No
8	GOM_NL__2PRFIN20060106_002545_000000372044_00045_20139_7029.N1	06-JAN-2006 00:25:45	Bright	36.500	28	12Bet Tau	1.6500	15200.	73	20139	No
9	GOM_NL__2PRFIN20060106_002707_000000382044_00045_20139_7030.N1	06-JAN-2006 00:27:07	Bright	37.500	114	3Iot Aur	2.6930	4600.0	75	20139	No
10	GOM_NL__2PRFIN20060106_002941_000000362044_00045_20139_7031.N1	06-JAN-2006 00:29:41	Bright	35.500	149	45Eps Per	2.8880	30000.	71	20139	No
11	GOM_NL__2PRFIN20060106_003159_000000352044_00045_20139_7032.N1	06-JAN-2006 00:31:59	Bright	35.000	175	39Del Per	3.0100	19400.	70	20139	No
12	GOM_NL__2PRFIN20060106_004254_000000352044_00045_20139_7033.N1	06-JAN-2006 00:42:54	Bright	34.500	49	1Alp UMi	1.9900	6300.0	69	20139	No
13	GOM_NL__2PRFIN20060106_005114_000000402044_00045_20139_7034.N1	06-JAN-2006 00:51:14	Bright	39.500	119	14Eta Dra	2.7270	4700.0	79	20139	No
14	GOM_NL__2PRFIN20060106_005330_000000522044_00045_20139_7035.N1	06-JAN-2006 00:53:30	Bright	52.000	130	23Bet Dra	2.7990	5800.0	104	20139	No
15	GOM_NL__2PRFIN20060106_005943_000000352044_00045_20139_7036.N1	06-JAN-2006 00:59:43	Bright	34.500	133	40Zet Her	2.8070	6000.0	69	20139	No
16	GOM_NL__2PRFIN20060106_010242_000000352044_00045_20139_7037.N1	06-JAN-2006 01:02:42	Bright	34.500	127	27Bet Her	2.7810	4700.0	69	20139	No
17	GOM_NL__2PRFIN20060106_010959_000000352044_00045_20139_7038.N1	06-JAN-2006 01:09:59	Bright	34.500	120	1Del Oph	2.7340	3200.0	69	20139	No
18	GOM_NL__2PRFIN20060106_011525_000000412044_00045_20139_7039.N1	06-JAN-2006 01:15:25	Bright	40.500	80	7Del Sco	2.3160	30000.	81	20139	No
19	GOM_NL__2PRFIN20060106_012051_000000382044_00045_20139_7040.N1	06-JAN-2006 01:20:51	Dark	38.000	131	Gam Lup	2.8000	26000.	76	20139	No
20	GOM_NL__2PRFIN20060106_012219_000000392044_00045_20139_7041.N1	06-JAN-2006 01:22:19	Dark	39.000	109	Bet Lup	2.6770	26000.	78	20139	No
21	GOM_NL__2PRFIN20060106_012349_000000392044_00045_20139_7042.N1	06-JAN-2006 01:23:49	Dark	39.000	78	Alp Lup	2.3040	28000.	78	20139	No
22	GOM_NL__2PRFIN20060106_012649_000000422044_00046_20140_6948.N1	06-JAN-2006 01:26:49	Dark	42.000	4	Alp1Cen	-0.010000	5800.0	84	20140	No
23	GOM_NL__2PRFIN20060106_013053_000000412044_00046_20140_6949.N1	06-JAN-2006 01:30:53	Dark	41.000	12	Alp1Cru	0.77500	30000.	82	20140	No
24	GOM_NL__2PRFIN20060106_013559_000000382044_00046_20140_6950.N1	06-JAN-2006 01:35:59	Dark	37.500	29	Bet Car	1.6720	10200.	75	20140	No
25	GOM_NL__2PRFIN20060106_013734_000000432044_00046_20140_6951.N1	06-JAN-2006 01:37:34	Dark	43.000	71	Iot Car	2.2460	7700.0	86	20140	No
26	GOM_NL__2PRFIN20060106_013902_000000482044_00046_20140_6952.N1	06-JAN-2006 01:39:02	Dark	48.000	41	Eps Car	1.8600	4100.0	96	20140	No
27	GOM_NL__2PRFIN20060106_014303_000000452044_00046_20140_6953.N1	06-JAN-2006 01:43:03	Dark	45.000	2	Alp Car	-0.73600	7000.0	90	20140	No
28	GOM_NL__2PRFIN20060106_014840_000000392044_00046_20140_6954.N1	06-JAN-2006 01:48:40	Straylight	38.500	108	Alp Col	2.6520	15200.	77	20140	No
29	GOM_NL__2PRFIN20060106_015246_000000422044_00046_20140_6955.N1	06-JAN-2006 01:52:46	Straylight	42.000	47	2Bet CMa	1.9760	28000.	84	20140	No
30	GOM_NL__2PRFIN20060106_015606_000000502044_00046_20140_6956.N1	06-JAN-2006 01:56:06	Straylight	50.000	7	19Bet Ori	0.10000	14000.	100	20140	No
31	GOM_NL__2PRFIN20060106_015753_000000422044_00046_20140_6957.N1	06-JAN-2006 01:57:53	Straylight	41.500	30	46Eps Ori	1.6940	30000.	83	20140	No
32	GOM_NL__2PRFIN20060106_020017_000000482044_00046_20140_6958.N1	06-JAN-2006 02:00:17	Twilight_stray	47.500	14	58Alp Ori	0.87000	3000.0	95	20140	No
33	GOM_NL__2PRFIN20060106_020321_000000522044_00046_20140_6959.N1	06-JAN-2006 02:03:21	Bright	52.000	13	87Alp Tau	0.86700	3800.0	104	20140	No
34	GOM_NL__2PRFIN20060106_020621_000000372044_00046_20140_6960.N1	06-JAN-2006 02:06:21	Bright	37.000	28	12Bet Tau	1.6500	15200.	74	20140	No
35	GOM_NL__2PRFIN20060106_020743_000000382044_00046_20140_6961.N1	06-JAN-2006 02:07:43	Bright	37.500	114	3Iot Aur	2.6930	4600.0	75	20140	No
36	GOM_NL__2PRFIN20060106_021018_000000352044_00046_20140_6962.N1	06-JAN-2006 02:10:18	Bright	34.500	149	45Eps Per	2.8880	30000.	69	20140	No
37	GOM_NL__2PRFIN20060106_021236_000000342044_00046_20140_6963.N1	06-JAN-2006 02:12:36	Bright	34.000	175	39Del Per	3.0100	19400.	68	20140	No
38	GOM_NL__2PRFIN20060106_022330_000000332044_00046_20140_6964.N1	06-JAN-2006 02:23:30	Bright	33.000	49	1Alp UMi	1.9900	6300.0	66	20140	No
39	GOM_NL__2PRFIN20060106_023150_000000532044_00046_20140_6965.N1	06-JAN-2006 02:31:50	Bright	53.000	119	14Eta Dra	2.7270	4700.0	106	20140	No
40	GOM_NL__2PRFIN20060106_023406_000000372044_00046_20140_6966.N1	06-JAN-2006 02:34:06	Bright	36.500	130	23Bet Dra	2.7990	5800.0	73	20140	No
41	GOM_NL__2PRFIN20060106_024019_000000352044_00046_20140_6967.N1	06-JAN-2006 02:40:19	Bright	34.500	133	40Zet Her	2.8070	6000.0	69	20140	No
42	GOM_NL__2PRFIN20060106_024318_000000372044_00046_20140_6968.N1	06-JAN-2006 02:43:18	Bright	36.500	127	27Bet Her	2.7810	4700.0	73	20140	No

43	GOM_NL__2PRFIN20060106_025035_000000352044_00046_20140_6969.N1	06-JAN-2006 02:50:35	Bright	34.500	120	1Del Oph	2.7340	3200.0	69	20140	No
44	GOM_NL__2PRFIN20060106_025602_000000412044_00046_20140_6970.N1	06-JAN-2006 02:56:02	Twl_and_stray	40.500	80	7Del Sco	2.3160	30000.	81	20140	No
45	GOM_NL__2PRFIN20060106_030128_000000382044_00046_20140_6971.N1	06-JAN-2006 03:01:28	Dark	37.500	131	Gam Lup	2.8000	26000.	75	20140	No
46	GOM_NL__2PRFIN20060106_030256_000000402044_00046_20140_6972.N1	06-JAN-2006 03:02:56	Dark	39.500	109	Bet Lup	2.6770	26000.	79	20140	No
47	GOM_NL__2PRFIN20060106_030425_000000402044_00046_20140_6973.N1	06-JAN-2006 03:04:25	Dark	39.500	78	Alp Lup	2.3040	28000.	79	20140	No
48	GOM_NL__2PRFIN20060106_030726_000000502044_00047_20141_6948.N1	06-JAN-2006 03:07:26	Dark	49.500	4	Alp1Cen	-0.010000	5800.0	99	20141	No
49	GOM_NL__2PRFIN20060106_031130_000000412044_00047_20141_6949.N1	06-JAN-2006 03:11:30	Dark	40.500	12	Alp1Cru	0.77500	30000.	81	20141	No
50	GOM_NL__2PRFIN20060106_031635_000000422044_00047_20141_6950.N1	06-JAN-2006 03:16:35	Dark	42.000	29	Bet Car	1.6720	10200.	84	20141	No
51	GOM_NL__2PRFIN20060106_031811_000000402044_00047_20141_6951.N1	06-JAN-2006 03:18:11	Dark	40.000	71	lot Car	2.2460	7700.0	80	20141	No
52	GOM_NL__2PRFIN20060106_031939_000000442044_00047_20141_6952.N1	06-JAN-2006 03:19:39	Dark	43.500	41	Eps Car	1.8600	4100.0	87	20141	No
53	GOM_NL__2PRFIN20060106_032339_000000482044_00047_20141_6953.N1	06-JAN-2006 03:23:39	Dark	48.000	2	Alp Car	-0.73600	7000.0	96	20141	No
54	GOM_NL__2PRFIN20060106_032917_000000382044_00047_20141_6954.N1	06-JAN-2006 03:29:17	Straylight	38.000	108	Alp Col	2.6520	15200.	76	20141	No
55	GOM_NL__2PRFIN20060106_033322_000000422044_00047_20141_6955.N1	06-JAN-2006 03:33:22	Straylight	42.000	47	2Bet CMa	1.9760	28000.	84	20141	No
56	GOM_NL__2PRFIN20060106_033642_000000442044_00047_20141_6956.N1	06-JAN-2006 03:36:42	Straylight	43.500	7	19Bet Ori	0.10000	14000.	87	20141	No
57	GOM_NL__2PRFIN20060106_033829_000000412044_00047_20141_6957.N1	06-JAN-2006 03:38:29	Straylight	41.000	30	46Eps Ori	1.6940	30000.	82	20141	No
58	GOM_NL__2PRFIN20060106_034053_000000532044_00047_20141_6958.N1	06-JAN-2006 03:40:53	Twl_and_stray	53.000	14	58Alp Ori	0.87000	3000.0	106	20141	No
59	GOM_NL__2PRFIN20060106_034357_000000432044_00047_20141_6959.N1	06-JAN-2006 03:43:57	Bright	42.500	13	87Alp Tau	0.86700	3800.0	85	20141	No
60	GOM_NL__2PRFIN20060106_034657_000000372044_00047_20141_6960.N1	06-JAN-2006 03:46:57	Bright	37.000	28	12Bet Tau	1.6500	15200.	74	20141	No
61	GOM_NL__2PRFIN20060106_034819_000000382044_00047_20141_6961.N1	06-JAN-2006 03:48:19	Bright	37.500	114	3lot Aur	2.6930	4600.0	75	20141	No
62	GOM_NL__2PRFIN20060106_035054_000000352044_00047_20141_6962.N1	06-JAN-2006 03:50:54	Bright	35.000	149	45Eps Per	2.8880	30000.	70	20141	No
63	GOM_NL__2PRFIN20060106_035312_000000392044_00047_20141_6963.N1	06-JAN-2006 03:53:12	Bright	39.000	175	39Del Per	3.0100	19400.	78	20141	No
64	GOM_NL__2PRFIN20060106_040406_000000372044_00047_20141_6964.N1	06-JAN-2006 04:04:06	Bright	36.500	49	1Alp UMi	1.9900	6300.0	73	20141	No
65	GOM_NL__2PRFIN20060106_041226_000000372044_00047_20141_6965.N1	06-JAN-2006 04:12:26	Bright	37.000	119	14Eta Dra	2.7270	4700.0	74	20141	No
66	GOM_NL__2PRFIN20060106_041442_000000342044_00047_20141_6966.N1	06-JAN-2006 04:14:42	Bright	33.500	130	23Bet Dra	2.7990	5800.0	67	20141	No
67	GOM_NL__2PRFIN20060106_042055_000000342044_00047_20141_6967.N1	06-JAN-2006 04:20:55	Bright	34.000	133	40Zet Her	2.8070	6000.0	68	20141	No
68	GOM_NL__2PRFIN20060106_042354_000000352044_00047_20141_6968.N1	06-JAN-2006 04:23:54	Bright	34.500	127	27Bet Her	2.7810	4700.0	69	20141	No
69	GOM_NL__2PRFIN20060106_043111_000000362044_00047_20141_6969.N1	06-JAN-2006 04:31:11	Bright	35.500	120	1Del Oph	2.7340	3200.0	71	20141	No
70	GOM_NL__2PRFIN20060106_043638_000000422044_00047_20141_6970.N1	06-JAN-2006 04:36:38	Twl_and_stray	42.000	80	7Del Sco	2.3160	30000.	84	20141	No
71	GOM_NL__2PRFIN20060106_044204_000000382044_00047_20141_6971.N1	06-JAN-2006 04:42:04	Dark	38.000	131	Gam Lup	2.8000	26000.	76	20141	No
72	GOM_NL__2PRFIN20060106_044332_000000382044_00047_20141_6972.N1	06-JAN-2006 04:43:32	Dark	38.000	109	Bet Lup	2.6770	26000.	76	20141	No
73	GOM_NL__2PRFIN20060106_044502_000000382044_00047_20141_6973.N1	06-JAN-2006 04:45:02	Dark	38.000	78	Alp Lup	2.3040	28000.	76	20141	No
74	GOM_NL__2PRFIN20060106_044802_000000432044_00048_20142_6948.N1	06-JAN-2006 04:48:02	Dark	42.500	4	Alp1Cen	-0.010000	5800.0	85	20142	No
75	GOM_NL__2PRFIN20060106_045206_000000502044_00048_20142_6949.N1	06-JAN-2006 04:52:06	Dark	49.500	12	Alp1Cru	0.77500	30000.	99	20142	No
76	GOM_NL__2PRFIN20060106_045711_000000382044_00048_20142_6950.N1	06-JAN-2006 04:57:11	Dark	37.500	29	Bet Car	1.6720	10200.	75	20142	No
77	GOM_NL__2PRFIN20060106_045847_000000422044_00048_20142_6951.N1	06-JAN-2006 04:58:47	Dark	41.500	71	lot Car	2.2460	7700.0	83	20142	No
78	GOM_NL__2PRFIN20060106_050015_000000472044_00048_20142_6952.N1	06-JAN-2006 05:00:15	Dark	46.500	41	Eps Car	1.8600	4100.0	93	20142	No
79	GOM_NL__2PRFIN20060106_050415_000000522044_00048_20142_6953.N1	06-JAN-2006 05:04:15	Dark	52.000	2	Alp Car	-0.73600	7000.0	104	20142	No
80	GOM_NL__2PRFIN20060106_050953_000000372044_00048_20142_6954.N1	06-JAN-2006 05:09:53	Straylight	37.000	108	Alp Col	2.6520	15200.	74	20142	No
81	GOM_NL__2PRFIN20060106_051358_000000412044_00048_20142_6955.N1	06-JAN-2006 05:13:58	Straylight	40.500	47	2Bet CMa	1.9760	28000.	81	20142	No
82	GOM_NL__2PRFIN20060106_051718_000000442044_00048_20142_6956.N1	06-JAN-2006 05:17:18	Straylight	43.500	7	19Bet Ori	0.10000	14000.	87	20142	No
83	GOM_NL__2PRFIN20060106_051905_000000412044_00048_20142_6957.N1	06-JAN-2006 05:19:05	Straylight	40.500	30	46Eps Ori	1.6940	30000.	81	20142	No
84	GOM_NL__2PRFIN20060106_052129_000000492044_00048_20142_6958.N1	06-JAN-2006 05:21:29	Twl_and_stray	48.500	14	58Alp Ori	0.87000	3000.0	97	20142	No
85	GOM_NL__2PRFIN20060106_052433_000000522044_00048_20142_6959.N1	06-JAN-2006 05:24:33	Bright	52.000	13	87Alp Tau	0.86700	3800.0	104	20142	No
86	GOM_NL__2PRFIN20060106_052733_000000372044_00048_20142_6960.N1	06-JAN-2006 05:27:33	Bright	37.000	28	12Bet Tau	1.6500	15200.	74	20142	No
87	GOM_NL__2PRFIN20060106_052855_000000382044_00048_20142_6961.N1	06-JAN-2006 05:28:55	Bright	38.000	114	3lot Aur	2.6930	4600.0	76	20142	No
88	GOM_NL__2PRFIN20060106_053130_000000342044_00048_20142_6962.N1	06-JAN-2006 05:31:30	Bright	33.500	149	45Eps Per	2.8880	30000.	67	20142	No
89	GOM_NL__2PRFIN20060106_053348_000000352044_00048_20142_6963.N1	06-JAN-2006 05:33:48	Bright	34.500	175	39Del Per	3.0100	19400.	69	20142	No
90	GOM_NL__2PRFIN20060106_054442_000000362044_00048_20142_6964.N1	06-JAN-2006 05:44:42	Bright	36.000	49	1Alp UMi	1.9900	6300.0	72	20142	No
91	GOM_NL__2PRFIN20060106_055302_000000372044_00048_20142_6965.N1	06-JAN-2006 05:53:02	Bright	36.500	119	14Eta Dra	2.7270	4700.0	73	20142	No
92	GOM_NL__2PRFIN20060106_055519_000000332044_00048_20142_6966.N1	06-JAN-2006 05:55:19	Bright	33.000	130	23Bet Dra	2.7990	5800.0	66	20142	No
93	GOM_NL__2PRFIN20060106_060131_000000352044_00048_20142_6967.N1	06-JAN-2006 06:01:31	Bright	34.500	133	40Zet Her	2.8070	6000.0	69	20142	No
94	GOM_NL__2PRFIN20060106_060430_000000342044_00048_20142_6968.N1	06-JAN-2006 06:04:30	Bright	34.000	127	27Bet Her	2.7810	4700.0	68	20142	No
95	GOM_NL__2PRFIN20060106_061148_000000372044_00048_20142_6969.N1	06-JAN-2006 06:11:48	Bright	36.500	120	1Del Oph	2.7340	3200.0	73	20142	No
96	GOM_NL__2PRFIN20060106_061714_000000432044_00048_20142_6970.N1	06-JAN-2006 06:17:14	Twl_and_stray	42.500	80	7Del Sco	2.3160	30000.	85	20142	No
97	GOM_NL__2PRFIN20060106_062240_000000382044_00048_20142_6971.N1	06-JAN-2006 06:22:40	Dark	38.000	131	Gam Lup	2.8000	26000.	76	20142	No
98	GOM_NL__2PRFIN20060106_062409_000000382044_00048_20142_6972.N1	06-JAN-2006 06:24:09	Dark	37.500	109	Bet Lup	2.6770	26000.	75	20142	No
99	GOM_NL__2PRFIN20060106_062538_000000402044_00048_20142_6973.N1	06-JAN-2006 06:25:38	Dark	39.500	78	Alp Lup	2.3040	28000.	79	20142	No
100	GOM_NL__2PRFIN20060106_062838_000000532044_00049_20143_6948.N1	06-JAN-2006 06:28:38	Dark	53.000	4	Alp1Cen	-0.010000	5800.0	106	20143	No
101	GOM_NL__2PRFIN20060106_063243_000000512044_00049_20143_6949.N1	06-JAN-2006 06:32:43	Dark	51.000	12	Alp1Cru	0.77500	30000.	102	20143	No

102	GOM_NL__2PRFIN20060106_063748_000000412044_00049_20143_6950.N1	06-JAN-2006 06:37:48	Dark	40.500	29	Bet Car	1.6720	10200.	81	20143	No
103	GOM_NL__2PRFIN20060106_063924_000000472044_00049_20143_6951.N1	06-JAN-2006 06:39:24	Dark	46.500	71	lot Car	2.2460	7700.0	93	20143	No
104	GOM_NL__2PRFIN20060106_064052_000000512044_00049_20143_6952.N1	06-JAN-2006 06:40:52	Dark	51.000	41	Eps Car	1.8600	4100.0	102	20143	No
105	GOM_NL__2PRFIN20060106_064451_000000462044_00049_20143_6953.N1	06-JAN-2006 06:44:51	Dark	45.500	2	Alp Car	-0.73600	7000.0	91	20143	No
106	GOM_NL__2PRFIN20060106_065029_000000382044_00049_20143_6954.N1	06-JAN-2006 06:50:29	Straylight	38.000	108	Alp Col	2.6520	15200.	76	20143	No
107	GOM_NL__2PRFIN20060106_065434_000000402044_00049_20143_6955.N1	06-JAN-2006 06:54:34	Straylight	40.000	47	2Bet CMa	1.9760	28000.	80	20143	No
108	GOM_NL__2PRFIN20060106_065754_000000502044_00049_20143_6956.N1	06-JAN-2006 06:57:54	Straylight	50.000	7	19Bet Ori	0.10000	14000.	100	20143	No
109	GOM_NL__2PRFIN20060106_065941_000000422044_00049_20143_6957.N1	06-JAN-2006 06:59:41	Straylight	41.500	30	46Eps Ori	1.6940	30000.	83	20143	No
110	GOM_NL__2PRFIN20060106_070205_000000532044_00049_20143_6958.N1	06-JAN-2006 07:02:05	Tw_i_and_stray	53.000	14	58Alp Ori	0.87000	3000.0	106	20143	No
111	GOM_NL__2PRFIN20060106_070509_000000452044_00049_20143_6959.N1	06-JAN-2006 07:05:09	Bright	44.500	13	87Alp Tau	0.86700	3800.0	89	20143	No
112	GOM_NL__2PRFIN20060106_070809_000000412044_00049_20143_6960.N1	06-JAN-2006 07:08:09	Bright	40.500	28	12Bet Tau	1.6500	15200.	81	20143	No
113	GOM_NL__2PRFIN20060106_070931_000000372044_00049_20143_6961.N1	06-JAN-2006 07:09:31	Bright	37.000	114	3lot Aur	2.6930	4600.0	74	20143	No
114	GOM_NL__2PRFIN20060106_071207_000000352044_00049_20143_6962.N1	06-JAN-2006 07:12:07	Bright	35.000	149	45Eps Per	2.8880	30000.	70	20143	No
115	GOM_NL__2PRFIN20060106_071425_000000352044_00049_20143_6963.N1	06-JAN-2006 07:14:25	Bright	34.500	175	39Del Per	3.0100	19400.	69	20143	No
116	GOM_NL__2PRFIN20060106_072518_000000342044_00049_20143_6964.N1	06-JAN-2006 07:25:18	Bright	34.000	49	1Alp UMi	1.9900	6300.0	68	20143	No
117	GOM_NL__2PRFIN20060106_073338_000000342044_00049_20143_6965.N1	06-JAN-2006 07:33:38	Bright	33.500	119	14Eta Dra	2.7270	4700.0	67	20143	No
118	GOM_NL__2PRFIN20060106_073555_000000362044_00049_20143_6966.N1	06-JAN-2006 07:35:55	Bright	35.500	130	23Bet Dra	2.7990	5800.0	71	20143	No
119	GOM_NL__2PRFIN20060106_074208_000000522044_00049_20143_6967.N1	06-JAN-2006 07:42:08	Bright	52.000	133	40Zet Her	2.8070	6000.0	104	20143	No
120	GOM_NL__2PRFIN20060106_074506_000000522044_00049_20143_6968.N1	06-JAN-2006 07:45:06	Bright	52.000	127	27Bet Her	2.7810	4700.0	104	20143	No
121	GOM_NL__2PRFIN20060106_075224_000000372044_00049_20143_6969.N1	06-JAN-2006 07:52:24	Bright	36.500	120	1Del Oph	2.7340	3200.0	73	20143	No
122	GOM_NL__2PRFIN20060106_075751_000000412044_00049_20143_6970.N1	06-JAN-2006 07:57:51	Tw_i_and_stray	40.500	80	7Del Sco	2.3160	30000.	81	20143	No
123	GOM_NL__2PRFIN20060106_080317_000000382044_00049_20143_6971.N1	06-JAN-2006 08:03:17	Dark	37.500	131	Gam Lup	2.8000	26000.	75	20143	No
124	GOM_NL__2PRFIN20060106_080445_000000372044_00049_20143_6972.N1	06-JAN-2006 08:04:45	Dark	37.000	109	Bet Lup	2.6770	26000.	74	20143	No
125	GOM_NL__2PRFIN20060106_080615_000000392044_00049_20143_6973.N1	06-JAN-2006 08:06:15	Dark	39.000	78	Alp Lup	2.3040	28000.	78	20143	No
126	GOM_NL__2PRFIN20060106_080915_000000452044_00050_20144_6948.N1	06-JAN-2006 08:09:15	Dark	44.500	4	Alp1Cen	-0.010000	5800.0	89	20144	No
127	GOM_NL__2PRFIN20060106_081319_000000492044_00050_20144_6949.N1	06-JAN-2006 08:13:19	Dark	49.000	12	Alp1Cru	0.77500	30000.	98	20144	No
128	GOM_NL__2PRFIN20060106_081824_000000392044_00050_20144_6950.N1	06-JAN-2006 08:18:24	Dark	38.500	29	Bet Car	1.6720	10200.	77	20144	No
129	GOM_NL__2PRFIN20060106_082000_000000422044_00050_20144_6951.N1	06-JAN-2006 08:20:00	Dark	42.000	71	lot Car	2.2460	7700.0	84	20144	No
130	GOM_NL__2PRFIN20060106_082128_000000432044_00050_20144_6952.N1	06-JAN-2006 08:21:28	Dark	42.500	41	Eps Car	1.8600	4100.0	85	20144	No
131	GOM_NL__2PRFIN20060106_082528_000000432044_00050_20144_6953.N1	06-JAN-2006 08:25:28	Dark	43.000	2	Alp Car	-0.73600	7000.0	86	20144	No
132	GOM_NL__2PRFIN20060106_083105_000000382044_00050_20144_6954.N1	06-JAN-2006 08:31:05	Straylight	38.000	108	Alp Col	2.6520	15200.	76	20144	No
133	GOM_NL__2PRFIN20060106_083510_000000412044_00050_20144_6955.N1	06-JAN-2006 08:35:10	Straylight	41.000	47	2Bet CMa	1.9760	28000.	82	20144	No
134	GOM_NL__2PRFIN20060106_083831_000000442044_00050_20144_6956.N1	06-JAN-2006 08:38:31	Straylight	43.500	7	19Bet Ori	0.10000	14000.	87	20144	No
135	GOM_NL__2PRFIN20060106_084017_000000412044_00050_20144_6957.N1	06-JAN-2006 08:40:17	Straylight	41.000	30	46Eps Ori	1.6940	30000.	82	20144	No
136	GOM_NL__2PRFIN20060106_084241_000000472044_00050_20144_6958.N1	06-JAN-2006 08:42:41	Tw_i_and_stray	46.500	14	58Alp Ori	0.87000	3000.0	93	20144	No
137	GOM_NL__2PRFIN20060106_084545_000000422044_00050_20144_6959.N1	06-JAN-2006 08:45:45	Bright	41.500	13	87Alp Tau	0.86700	3800.0	83	20144	No
138	GOM_NL__2PRFIN20060106_084845_000000352044_00050_20144_6960.N1	06-JAN-2006 08:48:45	Bright	35.000	28	12Bet Tau	1.6500	15200.	70	20144	No
139	GOM_NL__2PRFIN20060106_085007_000000352044_00050_20144_6961.N1	06-JAN-2006 08:50:07	Bright	35.000	114	3lot Aur	2.6930	4600.0	70	20144	No
140	GOM_NL__2PRFIN20060106_085243_000000342044_00050_20144_6962.N1	06-JAN-2006 08:52:43	Bright	33.500	149	45Eps Per	2.8880	30000.	67	20144	No
141	GOM_NL__2PRFIN20060106_085501_000000342044_00050_20144_6963.N1	06-JAN-2006 08:55:01	Bright	34.000	175	39Del Per	3.0100	19400.	68	20144	No
142	GOM_NL__2PRFIN20060106_090554_000000362044_00050_20144_6964.N1	06-JAN-2006 09:05:54	Bright	35.500	49	1Alp UMi	1.9900	6300.0	71	20144	No
143	GOM_NL__2PRFIN20060106_091414_000000372044_00050_20144_6965.N1	06-JAN-2006 09:14:14	Bright	37.000	119	14Eta Dra	2.7270	4700.0	74	20144	No
144	GOM_NL__2PRFIN20060106_091631_000000362044_00050_20144_6966.N1	06-JAN-2006 09:16:31	Bright	35.500	130	23Bet Dra	2.7990	5800.0	71	20144	No
145	GOM_NL__2PRFIN20060106_092244_000000342044_00050_20144_6967.N1	06-JAN-2006 09:22:44	Bright	34.000	133	40Zet Her	2.8070	6000.0	68	20144	No
146	GOM_NL__2PRFIN20060106_092542_000000342044_00050_20144_6968.N1	06-JAN-2006 09:25:42	Bright	34.000	127	27Bet Her	2.7810	4700.0	68	20144	No
147	GOM_NL__2PRFIN20060106_093300_000000352044_00050_20144_6969.N1	06-JAN-2006 09:33:00	Bright	35.000	120	1Del Oph	2.7340	3200.0	70	20144	No
148	GOM_NL__2PRFIN20060106_093827_000000392044_00050_20144_6970.N1	06-JAN-2006 09:38:27	Tw_i_and_stray	38.500	80	7Del Sco	2.3160	30000.	77	20144	No
149	GOM_NL__2PRFIN20060106_094353_000000382044_00050_20144_6971.N1	06-JAN-2006 09:43:53	Dark	37.500	131	Gam Lup	2.8000	26000.	75	20144	No
150	GOM_NL__2PRFIN20060106_094522_000000402044_00050_20144_6972.N1	06-JAN-2006 09:45:22	Dark	39.500	109	Bet Lup	2.6770	26000.	79	20144	No
151	GOM_NL__2PRFIN20060106_094651_000000432044_00050_20144_6973.N1	06-JAN-2006 09:46:51	Dark	42.500	78	Alp Lup	2.3040	28000.	85	20144	No
152	GOM_NL__2PRFIN20060106_094951_000000392044_00051_20145_6948.N1	06-JAN-2006 09:49:51	Dark	39.000	4	Alp1Cen	-0.010000	5800.0	78	20145	No
153	GOM_NL__2PRFIN20060106_095356_000000412044_00051_20145_6949.N1	06-JAN-2006 09:53:56	Dark	41.000	12	Alp1Cru	0.77500	30000.	82	20145	No
154	GOM_NL__2PRFIN20060106_095900_000000392044_00051_20145_6950.N1	06-JAN-2006 09:59:00	Dark	38.500	29	Bet Car	1.6720	10200.	77	20145	No
155	GOM_NL__2PRFIN20060106_100037_000000422044_00051_20145_6951.N1	06-JAN-2006 10:00:37	Dark	42.000	71	lot Car	2.2460	7700.0	84	20145	No
156	GOM_NL__2PRFIN20060106_100204_000000382044_00051_20145_6952.N1	06-JAN-2006 10:02:04	Dark	38.000	41	Eps Car	1.8600	4100.0	76	20145	No
157	GOM_NL__2PRFIN20060106_100604_000000452044_00051_20145_6953.N1	06-JAN-2006 10:06:04	Dark	45.000	2	Alp Car	-0.73600	7000.0	90	20145	No
158	GOM_NL__2PRFIN20060106_101141_000000372044_00051_20145_6954.N1	06-JAN-2006 10:11:41	Straylight	37.000	108	Alp Col	2.6520	15200.	74	20145	No
159	GOM_NL__2PRFIN20060106_101546_000000382044_00051_20145_6955.N1	06-JAN-2006 10:15:46	Straylight	38.000	47	2Bet CMa	1.9760	28000.	76	20145	No
160	GOM_NL__2PRFIN20060106_101907_000000452044_00051_20145_6956.N1	06-JAN-2006 10:19:07	Straylight	44.500	7	19Bet Ori	0.10000	14000.	89	20145	No

161	GOM_NL__2PRFIN20060106_102053_000000412044_00051_20145_6957.N1	06-JAN-2006 10:20:53	Straylight	40.500	30	46Eps Ori	1.6940	30000.	81	20145	No
162	GOM_NL__2PRFIN20060106_102317_000000452044_00051_20145_6958.N1	06-JAN-2006 10:23:17	Twl_and_stray	45.000	14	58Alp Ori	0.87000	3000.0	90	20145	No
163	GOM_NL__2PRFIN20060106_102622_000000372044_00051_20145_6959.N1	06-JAN-2006 10:26:22	Bright	36.500	13	87Alp Tau	0.86700	3800.0	73	20145	No
164	GOM_NL__2PRFIN20060106_102920_000000332044_00051_20145_6960.N1	06-JAN-2006 10:29:20	Bright	32.500	28	12Bet Tau	1.6500	15200.	65	20145	No
165	GOM_NL__2PRFIN20060106_103043_000000382044_00051_20145_6961.N1	06-JAN-2006 10:30:43	Bright	37.500	114	3lot Aur	2.6930	4600.0	75	20145	No
166	GOM_NL__2PRFIN20060106_103319_000000342044_00051_20145_6962.N1	06-JAN-2006 10:33:19	Bright	34.000	149	45Eps Per	2.8880	30000.	68	20145	No
167	GOM_NL__2PRFIN20060106_103537_000000342044_00051_20145_6963.N1	06-JAN-2006 10:35:37	Bright	34.000	175	39Del Per	3.0100	19400.	68	20145	No
168	GOM_NL__2PRFIN20060106_104629_000000362044_00051_20145_6964.N1	06-JAN-2006 10:46:29	Bright	36.000	49	1Alp UMi	1.9900	6300.0	72	20145	No
169	GOM_NL__2PRFIN20060106_105450_000000382044_00051_20145_6965.N1	06-JAN-2006 10:54:50	Bright	37.500	119	14Eta Dra	2.7270	4700.0	75	20145	No
170	GOM_NL__2PRFIN20060106_105707_000000342044_00051_20145_6966.N1	06-JAN-2006 10:57:07	Bright	34.000	130	23Bet Dra	2.7990	5800.0	68	20145	No
171	GOM_NL__2PRFIN20060106_110320_000000342044_00051_20145_6967.N1	06-JAN-2006 11:03:20	Bright	33.500	133	40Zet Her	2.8070	6000.0	67	20145	No
172	GOM_NL__2PRFIN20060106_110618_000000352044_00051_20145_6968.N1	06-JAN-2006 11:06:18	Bright	35.000	127	27Bet Her	2.7810	4700.0	70	20145	No
173	GOM_NL__2PRFIN20060106_111336_000000362044_00051_20145_6969.N1	06-JAN-2006 11:13:36	Bright	35.500	120	1Del Oph	2.7340	3200.0	71	20145	No
174	GOM_NL__2PRFIN20060106_111903_000000422044_00051_20145_6970.N1	06-JAN-2006 11:19:03	Twl_and_stray	41.500	80	7Del Sco	2.3160	30000.	83	20145	No
175	GOM_NL__2PRFIN20060106_112429_000000372044_00051_20145_6971.N1	06-JAN-2006 11:24:29	Dark	37.000	131	Gam Lup	2.8000	26000.	74	20145	No
176	GOM_NL__2PRFIN20060106_112558_000000392044_00051_20145_6972.N1	06-JAN-2006 11:25:58	Dark	38.500	109	Bet Lup	2.6770	26000.	77	20145	No
177	GOM_NL__2PRFIN20060106_112728_000000382044_00051_20145_6973.N1	06-JAN-2006 11:27:28	Dark	37.500	78	Alp Lup	2.3040	28000.	75	20145	No
178	GOM_NL__2PRFIN20060106_113027_000000462044_00052_20146_6948.N1	06-JAN-2006 11:30:27	Dark	45.500	4	Alp1Cen	-0.010000	5800.0	91	20146	No
179	GOM_NL__2PRFIN20060106_113432_000000442044_00052_20146_6949.N1	06-JAN-2006 11:34:32	Dark	44.000	12	Alp1Cru	0.77500	30000.	88	20146	No
180	GOM_NL__2PRFIN20060106_113937_000000382044_00052_20146_6950.N1	06-JAN-2006 11:39:37	Dark	37.500	29	Bet Car	1.6720	10200.	75	20146	No
181	GOM_NL__2PRFIN20060106_114113_000000392044_00052_20146_6951.N1	06-JAN-2006 11:41:13	Dark	39.000	71	lot Car	2.2460	7700.0	78	20146	No
182	GOM_NL__2PRFIN20060106_114241_000000402044_00052_20146_6952.N1	06-JAN-2006 11:42:41	Dark	39.500	41	Eps Car	1.8600	4100.0	79	20146	No
183	GOM_NL__2PRFIN20060106_114640_000000452044_00052_20146_6953.N1	06-JAN-2006 11:46:40	Dark	44.500	2	Alp Car	-0.73600	7000.0	89	20146	No
184	GOM_NL__2PRFIN20060106_115217_000000382044_00052_20146_6954.N1	06-JAN-2006 11:52:17	Straylight	37.500	108	Alp Col	2.6520	15200.	75	20146	No
185	GOM_NL__2PRFIN20060106_115622_000000432044_00052_20146_6955.N1	06-JAN-2006 11:56:22	Straylight	42.500	47	2Bet CMa	1.9760	28000.	85	20146	No
186	GOM_NL__2PRFIN20060106_115943_000000452044_00052_20146_6956.N1	06-JAN-2006 11:59:43	Straylight	45.000	7	19Bet Ori	0.10000	14000.	90	20146	No
187	GOM_NL__2PRFIN20060106_120129_000000412044_00052_20146_6957.N1	06-JAN-2006 12:01:29	Straylight	40.500	30	46Eps Ori	1.6940	30000.	81	20146	No
188	GOM_NL__2PRFIN20060106_120353_000000462044_00052_20146_6958.N1	06-JAN-2006 12:03:53	Twl_and_stray	45.500	14	58Alp Ori	0.87000	3000.0	91	20146	No
189	GOM_NL__2PRFIN20060106_120658_000000392044_00052_20146_6959.N1	06-JAN-2006 12:06:58	Bright	39.000	13	87Alp Tau	0.86700	3800.0	78	20146	No
190	GOM_NL__2PRFIN20060106_120956_000000372044_00052_20146_6960.N1	06-JAN-2006 12:09:56	Bright	37.000	28	12Bet Tau	1.6500	15200.	74	20146	No
191	GOM_NL__2PRFIN20060106_121119_000000362044_00052_20146_6961.N1	06-JAN-2006 12:11:19	Bright	36.000	114	3lot Aur	2.6930	4600.0	72	20146	No
192	GOM_NL__2PRFIN20060106_121355_000000352044_00052_20146_6962.N1	06-JAN-2006 12:13:55	Bright	34.500	149	45Eps Per	2.8880	30000.	69	20146	No
193	GOM_NL__2PRFIN20060106_121613_000000352044_00052_20146_6963.N1	06-JAN-2006 12:16:13	Bright	34.500	175	39Del Per	3.0100	19400.	69	20146	No
194	GOM_NL__2PRFIN20060106_122705_000000352044_00052_20146_6964.N1	06-JAN-2006 12:27:05	Bright	35.000	49	1Alp UMi	1.9900	6300.0	70	20146	No
195	GOM_NL__2PRFIN20060106_123526_000000372044_00052_20146_6965.N1	06-JAN-2006 12:35:26	Bright	36.500	119	14Eta Dra	2.7270	4700.0	73	20146	No
196	GOM_NL__2PRFIN20060106_123743_000000352044_00052_20146_6966.N1	06-JAN-2006 12:37:43	Bright	34.500	130	23Bet Dra	2.7990	5800.0	69	20146	No
197	GOM_NL__2PRFIN20060106_124356_000000342044_00052_20146_6967.N1	06-JAN-2006 12:43:56	Bright	33.500	133	40Zet Her	2.8070	6000.0	67	20146	No
198	GOM_NL__2PRFIN20060106_124655_000000352044_00052_20146_6968.N1	06-JAN-2006 12:46:55	Bright	34.500	127	27Bet Her	2.7810	4700.0	69	20146	No
199	GOM_NL__2PRFIN20060106_125412_000000362044_00052_20146_6969.N1	06-JAN-2006 12:54:12	Bright	36.000	120	1Del Oph	2.7340	3200.0	72	20146	No
200	GOM_NL__2PRFIN20060106_125939_000000402044_00052_20146_6970.N1	06-JAN-2006 12:59:39	Twl_and_stray	40.000	80	7Del Sco	2.3160	30000.	80	20146	No
201	GOM_NL__2PRFIN20060106_130505_000000382044_00052_20146_6971.N1	06-JAN-2006 13:05:05	Dark	38.000	131	Gam Lup	2.8000	26000.	76	20146	No
202	GOM_NL__2PRFIN20060106_130634_000000402044_00052_20146_6972.N1	06-JAN-2006 13:06:34	Dark	39.500	109	Bet Lup	2.6770	26000.	79	20146	No
203	GOM_NL__2PRFIN20060106_130804_000000412044_00052_20146_6973.N1	06-JAN-2006 13:08:04	Dark	40.500	78	Alp Lup	2.3040	28000.	81	20146	No
204	GOM_NL__2PRFIN20060106_131103_000000412044_00053_20147_6948.N1	06-JAN-2006 13:11:03	Dark	40.500	4	Alp1Cen	-0.010000	5800.0	81	20147	No
205	GOM_NL__2PRFIN20060106_131508_000000412044_00053_20147_6949.N1	06-JAN-2006 13:15:08	Dark	41.000	12	Alp1Cru	0.77500	30000.	82	20147	No
206	GOM_NL__2PRFIN20060106_132013_000000402044_00053_20147_6950.N1	06-JAN-2006 13:20:13	Dark	39.500	29	Bet Car	1.6720	10200.	79	20147	No
207	GOM_NL__2PRFIN20060106_132150_000000402044_00053_20147_6951.N1	06-JAN-2006 13:21:50	Dark	40.000	71	lot Car	2.2460	7700.0	80	20147	No
208	GOM_NL__2PRFIN20060106_132317_000000392044_00053_20147_6952.N1	06-JAN-2006 13:23:17	Dark	39.000	41	Eps Car	1.8600	4100.0	78	20147	No
209	GOM_NL__2PRFIN20060106_132716_000000522044_00053_20147_6953.N1	06-JAN-2006 13:27:16	Dark	52.000	2	Alp Car	-0.73600	7000.0	104	20147	No
210	GOM_NL__2PRFIN20060106_133253_000000392044_00053_20147_6954.N1	06-JAN-2006 13:32:53	Straylight	38.500	108	Alp Col	2.6520	15200.	77	20147	No
211	GOM_NL__2PRFIN20060106_133658_000000422044_00053_20147_6955.N1	06-JAN-2006 13:36:58	Straylight	41.500	47	2Bet CMa	1.9760	28000.	83	20147	No
212	GOM_NL__2PRFIN20060106_134019_000000442044_00053_20147_6956.N1	06-JAN-2006 13:40:19	Straylight	44.000	7	19Bet Ori	0.10000	14000.	88	20147	No
213	GOM_NL__2PRFIN20060106_134205_000000422044_00053_20147_6957.N1	06-JAN-2006 13:42:05	Straylight	41.500	30	46Eps Ori	1.6940	30000.	83	20147	No
214	GOM_NL__2PRFIN20060106_134428_000000472044_00053_20147_6958.N1	06-JAN-2006 13:44:28	Twl_and_stray	47.000	14	58Alp Ori	0.87000	3000.0	94	20147	No
215	GOM_NL__2PRFIN20060106_134734_000000442044_00053_20147_6959.N1	06-JAN-2006 13:47:34	Bright	44.000	13	87Alp Tau	0.86700	3800.0	88	20147	No
216	GOM_NL__2PRFIN20060106_135032_000000372044_00053_20147_6960.N1	06-JAN-2006 13:50:32	Bright	37.000	28	12Bet Tau	1.6500	15200.	74	20147	No
217	GOM_NL__2PRFIN20060106_135155_000000382044_00053_20147_6961.N1	06-JAN-2006 13:51:55	Bright	38.000	114	3lot Aur	2.6930	4600.0	76	20147	No
218	GOM_NL__2PRFIN20060106_135431_000000342044_00053_20147_6962.N1	06-JAN-2006 13:54:31	Bright	34.000	149	45Eps Per	2.8880	30000.	68	20147	No
219	GOM_NL__2PRFIN20060106_135649_000000362044_00053_20147_6963.N1	06-JAN-2006 13:56:49	Bright	36.000	175	39Del Per	3.0100	19400.	72	20147	No

220	GOM_NL__2PRFIN20060106_140741_000000352044_00053_20147_6964.N1	06-JAN-2006 14:07:41	Bright	35.000	49	1Alp UMi	1.9900	6300.0	70	20147	No
221	GOM_NL__2PRFIN20060106_141602_000000362044_00053_20147_6965.N1	06-JAN-2006 14:16:02	Bright	36.000	119	14Eta Dra	2.7270	4700.0	72	20147	No
222	GOM_NL__2PRFIN20060106_141819_000000362044_00053_20147_6966.N1	06-JAN-2006 14:18:19	Bright	35.500	130	23Bet Dra	2.7990	5800.0	71	20147	No
223	GOM_NL__2PRFIN20060106_142432_000000342044_00053_20147_6967.N1	06-JAN-2006 14:24:32	Bright	33.500	133	40Zet Her	2.8070	6000.0	67	20147	No
224	GOM_NL__2PRFIN20060106_142731_000000352044_00053_20147_6968.N1	06-JAN-2006 14:27:31	Bright	34.500	127	27Bet Her	2.7810	4700.0	69	20147	No
225	GOM_NL__2PRFIN20060106_143449_000000352044_00053_20147_6969.N1	06-JAN-2006 14:34:49	Bright	35.000	120	1Del Oph	2.7340	3200.0	70	20147	No
226	GOM_NL__2PRFIN20060106_144016_000000432044_00053_20147_6970.N1	06-JAN-2006 14:40:16	Tw_i_and_stray	43.000	80	7Del Sco	2.3160	30000.	86	20147	No
227	GOM_NL__2PRFIN20060106_144542_000000362044_00053_20147_6971.N1	06-JAN-2006 14:45:42	Dark	36.000	131	Gam Lup	2.8000	26000.	72	20147	No
228	GOM_NL__2PRFIN20060106_144711_000000402044_00053_20147_6972.N1	06-JAN-2006 14:47:11	Dark	40.000	109	Bet Lup	2.6770	26000.	80	20147	No
229	GOM_NL__2PRFIN20060106_144840_000000382044_00053_20147_6973.N1	06-JAN-2006 14:48:40	Dark	37.500	78	Alp Lup	2.3040	28000.	75	20147	No
230	GOM_NL__2PRFIN20060106_145140_000000512044_00054_20148_6949.N1	06-JAN-2006 14:51:40	Dark	51.000	4	Alp1Cen	-0.010000	5800.0	102	20148	No
231	GOM_NL__2PRFIN20060106_145545_000000422044_00054_20148_6950.N1	06-JAN-2006 14:55:45	Dark	41.500	12	Alp1Cru	0.77500	30000.	83	20148	No
232	GOM_NL__2PRFIN20060106_150049_000000382044_00054_20148_6951.N1	06-JAN-2006 15:00:49	Dark	37.500	29	Bet Car	1.6720	10200.	75	20148	No
233	GOM_NL__2PRFIN20060106_150226_000000402044_00054_20148_6952.N1	06-JAN-2006 15:02:26	Dark	40.000	71	lot Car	2.2460	7700.0	80	20148	No
234	GOM_NL__2PRFIN20060106_150353_000000502044_00054_20148_6953.N1	06-JAN-2006 15:03:53	Dark	50.000	41	Eps Car	1.8600	4100.0	100	20148	No
235	GOM_NL__2PRFIN20060106_150752_000000452044_00054_20148_6954.N1	06-JAN-2006 15:07:52	Dark	44.500	2	Alp Car	-0.73600	7000.0	89	20148	No
236	GOM_NL__2PRFIN20060106_151329_000000402044_00054_20148_6955.N1	06-JAN-2006 15:13:29	Straylight	40.000	108	Alp Col	2.6520	15200.	80	20148	No
237	GOM_NL__2PRFIN20060106_151734_000000432044_00054_20148_6956.N1	06-JAN-2006 15:17:34	Straylight	43.000	47	2Bet CMa	1.9760	28000.	86	20148	No
238	GOM_NL__2PRFIN20060106_152055_000000452044_00054_20148_6957.N1	06-JAN-2006 15:20:55	Straylight	45.000	7	19Bet Ori	0.10000	14000.	90	20148	No
239	GOM_NL__2PRFIN20060106_152241_000000402044_00054_20148_6958.N1	06-JAN-2006 15:22:41	Straylight	40.000	30	46Eps Ori	1.6940	30000.	80	20148	No
240	GOM_NL__2PRFIN20060106_152504_000000482044_00054_20148_6959.N1	06-JAN-2006 15:25:04	Tw_i_and_stray	47.500	14	58Alp Ori	0.87000	3000.0	95	20148	No
241	GOM_NL__2PRFIN20060106_152810_000000522044_00054_20148_6960.N1	06-JAN-2006 15:28:10	Bright	52.000	13	87Alp Tau	0.86700	3800.0	104	20148	No
242	GOM_NL__2PRFIN20060106_153108_000000372044_00054_20148_6961.N1	06-JAN-2006 15:31:08	Bright	37.000	28	12Bet Tau	1.6500	15200.	74	20148	No
243	GOM_NL__2PRFIN20060106_153231_000000392044_00054_20148_6962.N1	06-JAN-2006 15:32:31	Bright	38.500	114	3lot Aur	2.6930	4600.0	77	20148	No
244	GOM_NL__2PRFIN20060106_153507_000000342044_00054_20148_6963.N1	06-JAN-2006 15:35:07	Bright	34.000	149	45Eps Per	2.8880	30000.	68	20148	No
245	GOM_NL__2PRFIN20060106_153726_000000342044_00054_20148_6964.N1	06-JAN-2006 15:37:26	Bright	33.500	175	39Del Per	3.0100	19400.	67	20148	No
246	GOM_NL__2PRFIN20060106_154817_000000352044_00054_20148_6965.N1	06-JAN-2006 15:48:17	Bright	34.500	49	1Alp UMi	1.9900	6300.0	69	20148	No
247	GOM_NL__2PRFIN20060106_155638_000000372044_00054_20148_6966.N1	06-JAN-2006 15:56:38	Bright	36.500	119	14Eta Dra	2.7270	4700.0	73	20148	No
248	GOM_NL__2PRFIN20060106_155855_000000362044_00054_20148_6967.N1	06-JAN-2006 15:58:55	Bright	35.500	130	23Bet Dra	2.7990	5800.0	71	20148	No
249	GOM_NL__2PRFIN20060106_160508_000000342044_00054_20148_6968.N1	06-JAN-2006 16:05:08	Bright	34.000	133	40Zet Her	2.8070	6000.0	68	20148	No
250	GOM_NL__2PRFIN20060106_160807_000000342044_00054_20148_6969.N1	06-JAN-2006 16:08:07	Bright	34.000	127	27Bet Her	2.7810	4700.0	68	20148	No
251	GOM_NL__2PRFIN20060106_161525_000000362044_00054_20148_6970.N1	06-JAN-2006 16:15:25	Bright	35.500	120	1Del Oph	2.7340	3200.0	71	20148	No
252	GOM_NL__2PRFIN20060106_162052_000000432044_00054_20148_6971.N1	06-JAN-2006 16:20:52	Tw_i_and_stray	43.000	80	7Del Sco	2.3160	30000.	86	20148	No
253	GOM_NL__2PRFIN20060106_162618_000000382044_00054_20148_6972.N1	06-JAN-2006 16:26:18	Dark	37.500	131	Gam Lup	2.8000	26000.	75	20148	No
254	GOM_NL__2PRFIN20060106_162747_000000392044_00054_20148_6973.N1	06-JAN-2006 16:27:47	Dark	38.500	109	Bet Lup	2.6770	26000.	77	20148	No
255	GOM_NL__2PRFIN20060106_162917_000000422044_00054_20148_6974.N1	06-JAN-2006 16:29:17	Dark	42.000	78	Alp Lup	2.3040	28000.	84	20148	No
256	GOM_NL__2PRFIN20060106_163216_000000532044_00055_20149_6953.N1	06-JAN-2006 16:32:16	Dark	52.500	4	Alp1Cen	-0.010000	5800.0	105	20149	No
257	GOM_NL__2PRFIN20060106_163621_000000422044_00055_20149_6954.N1	06-JAN-2006 16:36:21	Dark	41.500	12	Alp1Cru	0.77500	30000.	83	20149	No
258	GOM_NL__2PRFIN20060106_164125_000000382044_00055_20149_6955.N1	06-JAN-2006 16:41:25	Dark	38.000	29	Bet Car	1.6720	10200.	76	20149	No
259	GOM_NL__2PRFIN20060106_164302_000000382044_00055_20149_6956.N1	06-JAN-2006 16:43:02	Dark	38.000	71	lot Car	2.2460	7700.0	76	20149	No
260	GOM_NL__2PRFIN20060106_164430_000000442044_00055_20149_6957.N1	06-JAN-2006 16:44:30	Dark	43.500	41	Eps Car	1.8600	4100.0	87	20149	No
261	GOM_NL__2PRFIN20060106_164828_000000492044_00055_20149_6958.N1	06-JAN-2006 16:48:28	Dark	48.500	2	Alp Car	-0.73600	7000.0	97	20149	No
262	GOM_NL__2PRFIN20060106_165406_000000402044_00055_20149_6959.N1	06-JAN-2006 16:54:06	Straylight	39.500	108	Alp Col	2.6520	15200.	79	20149	No
263	GOM_NL__2PRFIN20060106_165810_000000432044_00055_20149_6960.N1	06-JAN-2006 16:58:10	Straylight	43.000	47	2Bet CMa	1.9760	28000.	86	20149	No
264	GOM_NL__2PRFIN20060106_170131_000000422044_00055_20149_6961.N1	06-JAN-2006 17:01:31	Straylight	42.000	7	19Bet Ori	0.10000	14000.	84	20149	No
265	GOM_NL__2PRFIN20060106_170317_000000392044_00055_20149_6962.N1	06-JAN-2006 17:03:17	Straylight	39.000	30	46Eps Ori	1.6940	30000.	78	20149	No
266	GOM_NL__2PRFIN20060106_170540_000000532044_00055_20149_6963.N1	06-JAN-2006 17:05:40	Tw_i_and_stray	53.000	14	58Alp Ori	0.87000	3000.0	106	20149	No
267	GOM_NL__2PRFIN20060106_170846_000000442044_00055_20149_6964.N1	06-JAN-2006 17:08:46	Bright	44.000	13	87Alp Tau	0.86700	3800.0	88	20149	No
268	GOM_NL__2PRFIN20060106_171144_000000392044_00055_20149_6965.N1	06-JAN-2006 17:11:44	Bright	38.500	28	12Bet Tau	1.6500	15200.	77	20149	No
269	GOM_NL__2PRFIN20060106_171307_000000382044_00055_20149_6966.N1	06-JAN-2006 17:13:07	Bright	37.500	114	3lot Aur	2.6930	4600.0	75	20149	No
270	GOM_NL__2PRFIN20060106_171544_000000352044_00055_20149_6967.N1	06-JAN-2006 17:15:44	Bright	35.000	149	45Eps Per	2.8880	30000.	70	20149	No
271	GOM_NL__2PRFIN20060106_171802_000000352044_00055_20149_6968.N1	06-JAN-2006 17:18:02	Bright	34.500	175	39Del Per	3.0100	19400.	69	20149	No
272	GOM_NL__2PRFIN20060106_172853_000000362044_00055_20149_6969.N1	06-JAN-2006 17:28:53	Bright	35.500	49	1Alp UMi	1.9900	6300.0	71	20149	No
273	GOM_NL__2PRFIN20060106_173713_000000362044_00055_20149_6970.N1	06-JAN-2006 17:37:13	Bright	36.000	119	14Eta Dra	2.7270	4700.0	72	20149	No
274	GOM_NL__2PRFIN20060106_173931_000000342044_00055_20149_6971.N1	06-JAN-2006 17:39:31	Bright	34.000	130	23Bet Dra	2.7990	5800.0	68	20149	No
275	GOM_NL__2PRFIN20060106_174544_000000522044_00055_20149_6972.N1	06-JAN-2006 17:45:44	Bright	52.000	133	40Zet Her	2.8070	6000.0	104	20149	No
276	GOM_NL__2PRFIN20060106_174843_000000352044_00055_20149_6973.N1	06-JAN-2006 17:48:43	Bright	34.500	127	27Bet Her	2.7810	4700.0	69	20149	No
277	GOM_NL__2PRFIN20060106_175601_000000362044_00055_20149_6974.N1	06-JAN-2006 17:56:01	Bright	35.500	120	1Del Oph	2.7340	3200.0	71	20149	No
278	GOM_NL__2PRFIN20060106_180128_000000442044_00055_20149_6975.N1	06-JAN-2006 18:01:28	Tw_i_and_stray	44.000	80	7Del Sco	2.3160	30000.	88	20149	No

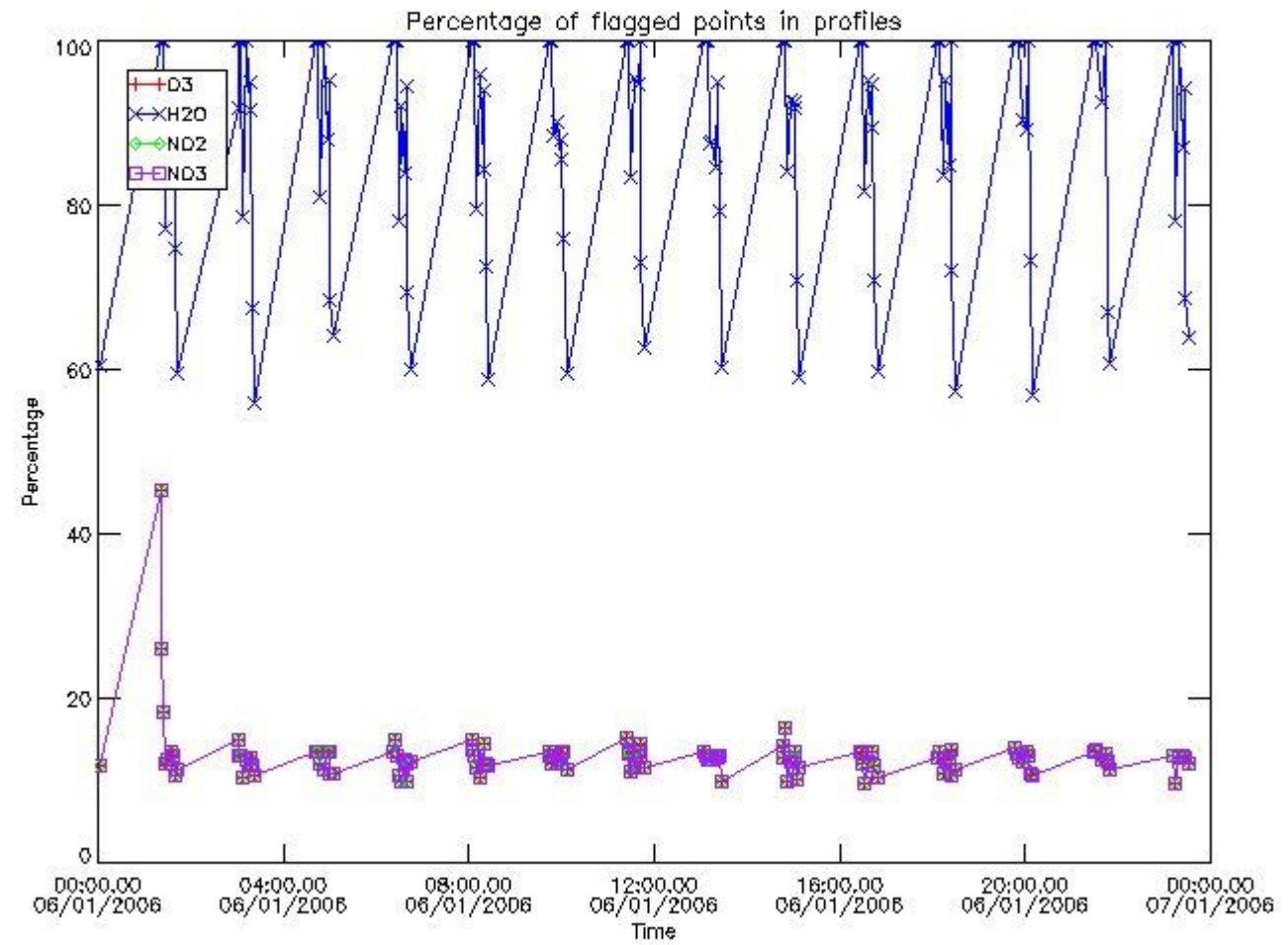
279	GOM_NL__2PRFIN20060106_180654_000000402044_00055_20149_6976.N1	06-JAN-2006 18:06:54	Dark	40.000	131	Gam Lup	2.8000	26000.	80	20149	No
280	GOM_NL__2PRFIN20060106_180824_000000382044_00055_20149_6977.N1	06-JAN-2006 18:08:24	Dark	37.500	109	Bet Lup	2.6770	26000.	75	20149	No
281	GOM_NL__2PRFIN20060106_180953_000000382044_00055_20149_6978.N1	06-JAN-2006 18:09:53	Dark	37.500	78	Alp Lup	2.3040	28000.	75	20149	No
282	GOM_NL__2PRFIN20060106_181252_000000472044_00056_20150_7032.N1	06-JAN-2006 18:12:52	Dark	46.500	4	Alp1Cen	-0.010000	5800.0	93	20150	No
283	GOM_NL__2PRFIN20060106_181658_000000412044_00056_20150_7033.N1	06-JAN-2006 18:16:58	Dark	41.000	12	Alp1Cru	0.77500	30000.	82	20150	No
284	GOM_NL__2PRFIN20060106_182202_000000402044_00056_20150_7034.N1	06-JAN-2006 18:22:02	Dark	40.000	29	Bet Car	1.6720	10200.	80	20150	No
285	GOM_NL__2PRFIN20060106_182339_000000412044_00056_20150_7035.N1	06-JAN-2006 18:23:39	Dark	40.500	71	lot Car	2.2460	7700.0	81	20150	No
286	GOM_NL__2PRFIN20060106_182506_000000532044_00056_20150_7036.N1	06-JAN-2006 18:25:06	Dark	52.500	41	Eps Car	1.8600	4100.0	105	20150	No
287	GOM_NL__2PRFIN20060106_182904_000000452044_00056_20150_7037.N1	06-JAN-2006 18:29:04	Dark	44.500	2	Alp Car	-0.73600	7000.0	89	20150	No
288	GOM_NL__2PRFIN20060106_183442_000000392044_00056_20150_7038.N1	06-JAN-2006 18:34:42	Straylight	39.000	108	Alp Col	2.6520	15200.	78	20150	No
289	GOM_NL__2PRFIN20060106_183847_000000402044_00056_20150_7039.N1	06-JAN-2006 18:38:47	Straylight	39.500	47	2Bet CMa	1.9760	28000.	79	20150	No
290	GOM_NL__2PRFIN20060106_184207_000000492044_00056_20150_7040.N1	06-JAN-2006 18:42:07	Straylight	49.000	7	19Bet Ori	0.10000	14000.	98	20150	No
291	GOM_NL__2PRFIN20060106_184353_000000412044_00056_20150_7041.N1	06-JAN-2006 18:43:53	Straylight	41.000	30	46Eps Ori	1.6940	30000.	82	20150	No
292	GOM_NL__2PRFIN20060106_184616_000000532044_00056_20150_7042.N1	06-JAN-2006 18:46:16	Tw_i_and_stray	53.000	14	58Alp Ori	0.87000	3000.0	106	20150	No
293	GOM_NL__2PRFIN20060106_184922_000000432044_00056_20150_7043.N1	06-JAN-2006 18:49:22	Bright	43.000	13	87Alp Tau	0.86700	3800.0	86	20150	No
294	GOM_NL__2PRFIN20060106_185220_000000362044_00056_20150_7044.N1	06-JAN-2006 18:52:20	Bright	35.500	28	12Bet Tau	1.6500	15200.	71	20150	No
295	GOM_NL__2PRFIN20060106_185343_000000362044_00056_20150_7045.N1	06-JAN-2006 18:53:43	Bright	36.000	114	3lot Aur	2.6930	4600.0	72	20150	No
296	GOM_NL__2PRFIN20060106_185620_000000342044_00056_20150_7046.N1	06-JAN-2006 18:56:20	Bright	34.000	149	45Eps Per	2.8880	30000.	68	20150	No
297	GOM_NL__2PRFIN20060106_185838_000000352044_00056_20150_7047.N1	06-JAN-2006 18:58:38	Bright	35.000	175	39Del Per	3.0100	19400.	70	20150	No
298	GOM_NL__2PRFIN20060106_190929_000000372044_00056_20150_7048.N1	06-JAN-2006 19:09:29	Bright	36.500	49	1Alp UMi	1.9900	6300.0	73	20150	No
299	GOM_NL__2PRFIN20060106_191749_000000362044_00056_20150_7049.N1	06-JAN-2006 19:17:49	Bright	36.000	119	14Eta Dra	2.7270	4700.0	72	20150	No
300	GOM_NL__2PRFIN20060106_192007_000000342044_00056_20150_7050.N1	06-JAN-2006 19:20:07	Bright	33.500	130	23Bet Dra	2.7990	5800.0	67	20150	No
301	GOM_NL__2PRFIN20060106_192620_000000352044_00056_20150_7051.N1	06-JAN-2006 19:26:20	Bright	35.000	133	40Zet Her	2.8070	6000.0	70	20150	No
302	GOM_NL__2PRFIN20060106_192919_000000352044_00056_20150_7052.N1	06-JAN-2006 19:29:19	Bright	34.500	127	27Bet Her	2.7810	4700.0	69	20150	No
303	GOM_NL__2PRFIN20060106_193637_000000362044_00056_20150_7053.N1	06-JAN-2006 19:36:37	Bright	36.000	120	1Del Oph	2.7340	3200.0	72	20150	No
304	GOM_NL__2PRFIN20060106_194205_000000412044_00056_20150_7054.N1	06-JAN-2006 19:42:05	Tw_i_and_stray	40.500	80	7Del Sco	2.3160	30000.	81	20150	No
305	GOM_NL__2PRFIN20060106_194731_000000372044_00056_20150_7055.N1	06-JAN-2006 19:47:31	Dark	36.500	131	Gam Lup	2.8000	26000.	73	20150	No
306	GOM_NL__2PRFIN20060106_194900_000000392044_00056_20150_7056.N1	06-JAN-2006 19:49:00	Dark	38.500	109	Bet Lup	2.6770	26000.	77	20150	No
307	GOM_NL__2PRFIN20060106_195030_000000442044_00056_20150_7057.N1	06-JAN-2006 19:50:30	Dark	43.500	78	Alp Lup	2.3040	28000.	87	20150	No
308	GOM_NL__2PRFIN20060106_195734_000000422044_00057_20151_7033.N1	06-JAN-2006 19:57:34	Dark	41.500	12	Alp1Cru	0.77500	30000.	83	20151	No
309	GOM_NL__2PRFIN20060106_200238_000000382044_00057_20151_7034.N1	06-JAN-2006 20:02:38	Dark	37.500	29	Bet Car	1.6720	10200.	75	20151	No
310	GOM_NL__2PRFIN20060106_200415_000000402044_00057_20151_7035.N1	06-JAN-2006 20:04:15	Dark	39.500	71	lot Car	2.2460	7700.0	79	20151	No
311	GOM_NL__2PRFIN20060106_200542_000000472044_00057_20151_7036.N1	06-JAN-2006 20:05:42	Dark	47.000	41	Eps Car	1.8600	4100.0	94	20151	No
312	GOM_NL__2PRFIN20060106_200941_000000482044_00057_20151_7037.N1	06-JAN-2006 20:09:41	Dark	48.000	2	Alp Car	-0.73600	7000.0	96	20151	No
313	GOM_NL__2PRFIN20060106_201518_000000392044_00057_20151_7038.N1	06-JAN-2006 20:15:18	Straylight	38.500	108	Alp Col	2.6520	15200.	77	20151	No
314	GOM_NL__2PRFIN20060106_201923_000000352044_00057_20151_7039.N1	06-JAN-2006 20:19:23	Straylight	34.500	47	2Bet CMa	1.9760	28000.	69	20151	No
315	GOM_NL__2PRFIN20060106_202243_000000472044_00057_20151_7040.N1	06-JAN-2006 20:22:43	Straylight	46.500	7	19Bet Ori	0.10000	14000.	93	20151	No
316	GOM_NL__2PRFIN20060106_202429_000000392044_00057_20151_7041.N1	06-JAN-2006 20:24:29	Straylight	38.500	30	46Eps Ori	1.6940	30000.	77	20151	No
317	GOM_NL__2PRFIN20060106_202652_000000532044_00057_20151_7042.N1	06-JAN-2006 20:26:52	Tw_i_and_stray	53.000	14	58Alp Ori	0.87000	3000.0	106	20151	No
318	GOM_NL__2PRFIN20060106_202958_000000452044_00057_20151_7043.N1	06-JAN-2006 20:29:58	Bright	45.000	13	87Alp Tau	0.86700	3800.0	90	20151	No
319	GOM_NL__2PRFIN20060106_203256_000000382044_00057_20151_7044.N1	06-JAN-2006 20:32:56	Bright	37.500	28	12Bet Tau	1.6500	15200.	75	20151	No
320	GOM_NL__2PRFIN20060106_203419_000000362044_00057_20151_7045.N1	06-JAN-2006 20:34:19	Bright	35.500	114	3lot Aur	2.6930	4600.0	71	20151	No
321	GOM_NL__2PRFIN20060106_203656_000000342044_00057_20151_7046.N1	06-JAN-2006 20:36:56	Bright	33.500	149	45Eps Per	2.8880	30000.	67	20151	No
322	GOM_NL__2PRFIN20060106_203914_000000352044_00057_20151_7047.N1	06-JAN-2006 20:39:14	Bright	34.500	175	39Del Per	3.0100	19400.	69	20151	No
323	GOM_NL__2PRFIN20060106_205005_000000362044_00057_20151_7048.N1	06-JAN-2006 20:50:05	Bright	36.000	49	1Alp UMi	1.9900	6300.0	72	20151	No
324	GOM_NL__2PRFIN20060106_205825_000000372044_00057_20151_7049.N1	06-JAN-2006 20:58:25	Bright	36.500	119	14Eta Dra	2.7270	4700.0	73	20151	No
325	GOM_NL__2PRFIN20060106_210043_000000372044_00057_20151_7050.N1	06-JAN-2006 21:00:43	Bright	36.500	130	23Bet Dra	2.7990	5800.0	73	20151	No
326	GOM_NL__2PRFIN20060106_210656_000000342044_00057_20151_7051.N1	06-JAN-2006 21:06:56	Bright	34.000	133	40Zet Her	2.8070	6000.0	68	20151	No
327	GOM_NL__2PRFIN20060106_210955_000000342044_00057_20151_7052.N1	06-JAN-2006 21:09:55	Bright	34.000	127	27Bet Her	2.7810	4700.0	68	20151	No
328	GOM_NL__2PRFIN20060106_211714_000000352044_00057_20151_7053.N1	06-JAN-2006 21:17:14	Bright	35.000	120	1Del Oph	2.7340	3200.0	70	20151	No
329	GOM_NL__2PRFIN20060106_212241_000000432044_00057_20151_7054.N1	06-JAN-2006 21:22:41	Tw_i_and_stray	42.500	80	7Del Sco	2.3160	30000.	85	20151	No
330	GOM_NL__2PRFIN20060106_212937_000000382044_00057_20151_7055.N1	06-JAN-2006 21:29:37	Dark	37.500	109	Bet Lup	2.6770	26000.	75	20151	No
331	GOM_NL__2PRFIN20060106_213106_000000412044_00057_20151_7056.N1	06-JAN-2006 21:31:06	Dark	41.000	78	Alp Lup	2.3040	28000.	82	20151	No
332	GOM_NL__2PRFIN20060106_213811_000000412044_00058_20152_7036.N1	06-JAN-2006 21:38:11	Dark	41.000	12	Alp1Cru	0.77500	30000.	82	20152	No
333	GOM_NL__2PRFIN20060106_214314_000000392044_00058_20152_7037.N1	06-JAN-2006 21:43:14	Dark	38.500	29	Bet Car	1.6720	10200.	77	20152	No
334	GOM_NL__2PRFIN20060106_214452_000000412044_00058_20152_7038.N1	06-JAN-2006 21:44:52	Dark	41.000	71	lot Car	2.2460	7700.0	82	20152	No
335	GOM_NL__2PRFIN20060106_214619_000000462044_00058_20152_7039.N1	06-JAN-2006 21:46:19	Dark	46.000	41	Eps Car	1.8600	4100.0	92	20152	No
336	GOM_NL__2PRFIN20060106_215017_000000452044_00058_20152_7040.N1	06-JAN-2006 21:50:17	Dark	45.000	2	Alp Car	-0.73600	7000.0	90	20152	No
337	GOM_NL__2PRFIN20060106_215554_000000372044_00058_20152_7041.N1	06-JAN-2006 21:55:54	Straylight	37.000	108	Alp Col	2.6520	15200.	74	20152	No

338	GOM_NL__2PRFIN20060106_215959_000000352044_00058_20152_7042.N1	06-JAN-2006 21:59:59	Straylight	35.000	47	2Bet CMa	1.9760	28000.	70	20152	No
339	GOM_NL__2PRFIN20060106_220319_000000452044_00058_20152_7043.N1	06-JAN-2006 22:03:19	Straylight	45.000	7	19Bet Ori	0.10000	14000.	90	20152	No
340	GOM_NL__2PRFIN20060106_220505_000000392044_00058_20152_7044.N1	06-JAN-2006 22:05:05	Straylight	39.000	30	46Eps Ori	1.6940	30000.	78	20152	No
341	GOM_NL__2PRFIN20060106_220728_000000512044_00058_20152_7045.N1	06-JAN-2006 22:07:28	Tw_i_and_stray	51.000	14	58Alp Ori	0.87000	3000.0	102	20152	No
342	GOM_NL__2PRFIN20060106_221034_000000412044_00058_20152_7046.N1	06-JAN-2006 22:10:34	Bright	41.000	13	87Alp Tau	0.86700	3800.0	82	20152	No
343	GOM_NL__2PRFIN20060106_221332_000000362044_00058_20152_7047.N1	06-JAN-2006 22:13:32	Bright	36.000	28	12Bet Tau	1.6500	15200.	72	20152	No
344	GOM_NL__2PRFIN20060106_221455_000000372044_00058_20152_7048.N1	06-JAN-2006 22:14:55	Bright	36.500	114	3lot Aur	2.6930	4600.0	73	20152	No
345	GOM_NL__2PRFIN20060106_221732_000000342044_00058_20152_7049.N1	06-JAN-2006 22:17:32	Bright	33.500	149	45Eps Per	2.8880	30000.	67	20152	No
346	GOM_NL__2PRFIN20060106_221951_000000342044_00058_20152_7050.N1	06-JAN-2006 22:19:51	Bright	34.000	175	39Del Per	3.0100	19400.	68	20152	No
347	GOM_NL__2PRFIN20060106_223041_000000372044_00058_20152_7051.N1	06-JAN-2006 22:30:41	Bright	36.500	49	1Alp UMi	1.9900	6300.0	73	20152	No
348	GOM_NL__2PRFIN20060106_223901_000000332044_00058_20152_7052.N1	06-JAN-2006 22:39:01	Bright	32.500	119	14Eta Dra	2.7270	4700.0	65	20152	No
349	GOM_NL__2PRFIN20060106_224119_000000372044_00058_20152_7053.N1	06-JAN-2006 22:41:19	Bright	36.500	130	23Bet Dra	2.7990	5800.0	73	20152	No
350	GOM_NL__2PRFIN20060106_224732_000000352044_00058_20152_7054.N1	06-JAN-2006 22:47:32	Bright	34.500	133	40Zet Her	2.8070	6000.0	69	20152	No
351	GOM_NL__2PRFIN20060106_225031_000000342044_00058_20152_7055.N1	06-JAN-2006 22:50:31	Bright	34.000	127	27Bet Her	2.7810	4700.0	68	20152	No
352	GOM_NL__2PRFIN20060106_225750_000000362044_00058_20152_7056.N1	06-JAN-2006 22:57:50	Bright	35.500	120	1Del Oph	2.7340	3200.0	71	20152	No
353	GOM_NL__2PRFIN20060106_230317_000000432044_00058_20152_7057.N1	06-JAN-2006 23:03:17	Tw_i_and_stray	43.000	80	7Del Sco	2.3160	30000.	86	20152	No
354	GOM_NL__2PRFIN20060106_231143_000000402044_00058_20152_7058.N1	06-JAN-2006 23:11:43	Dark	39.500	78	Alp Lup	2.3040	28000.	79	20152	No
355	GOM_NL__2PRFIN20060106_231441_000000532044_00059_20153_7038.N1	06-JAN-2006 23:14:41	Dark	53.000	4	Alp1Cen	-0.010000	5800.0	106	20153	No
356	GOM_NL__2PRFIN20060106_231847_000000402044_00059_20153_7039.N1	06-JAN-2006 23:18:47	Dark	40.000	12	Alp1Cru	0.77500	30000.	80	20153	No
357	GOM_NL__2PRFIN20060106_232350_000000392044_00059_20153_7040.N1	06-JAN-2006 23:23:50	Dark	39.000	29	Bet Car	1.6720	10200.	78	20153	No
358	GOM_NL__2PRFIN20060106_232528_000000442044_00059_20153_7041.N1	06-JAN-2006 23:25:28	Dark	43.500	71	lot Car	2.2460	7700.0	87	20153	No
359	GOM_NL__2PRFIN20060106_232655_000000442044_00059_20153_7042.N1	06-JAN-2006 23:26:55	Dark	43.500	41	Eps Car	1.8600	4100.0	87	20153	No
360	GOM_NL__2PRFIN20060106_233053_000000422044_00059_20153_7043.N1	06-JAN-2006 23:30:53	Dark	42.000	2	Alp Car	-0.73600	7000.0	84	20153	No
361	GOM_NL__2PRFIN20060106_233630_000000382044_00059_20153_7044.N1	06-JAN-2006 23:36:30	Straylight	38.000	108	Alp Col	2.6520	15200.	76	20153	No
362	GOM_NL__2PRFIN20060106_234035_000000412044_00059_20153_7045.N1	06-JAN-2006 23:40:35	Straylight	40.500	47	2Bet CMa	1.9760	28000.	81	20153	No
363	GOM_NL__2PRFIN20060106_234355_000000442044_00059_20153_7046.N1	06-JAN-2006 23:43:55	Straylight	44.000	7	19Bet Ori	0.10000	14000.	88	20153	No
364	GOM_NL__2PRFIN20060106_234541_000000402044_00059_20153_7047.N1	06-JAN-2006 23:45:41	Straylight	40.000	30	46Eps Ori	1.6940	30000.	80	20153	No
365	GOM_NL__2PRFIN20060106_234804_000000482044_00059_20153_7048.N1	06-JAN-2006 23:48:04	Tw_i_and_stray	47.500	14	58Alp Ori	0.87000	3000.0	95	20153	No
366	GOM_NL__2PRFIN20060106_235111_000000442044_00059_20153_7049.N1	06-JAN-2006 23:51:11	Bright	44.000	13	87Alp Tau	0.86700	3800.0	88	20153	No
367	GOM_NL__2PRFIN20060106_235408_000000372044_00059_20153_7050.N1	06-JAN-2006 23:54:08	Bright	37.000	28	12Bet Tau	1.6500	15200.	74	20153	No
368	GOM_NL__2PRFIN20060106_235531_000000372044_00059_20153_7051.N1	06-JAN-2006 23:55:31	Bright	36.500	114	3lot Aur	2.6930	4600.0	73	20153	No
369	GOM_NL__2PRFIN20060106_235809_000000332044_00059_20153_7052.N1	06-JAN-2006 23:58:09	Bright	33.000	149	45Eps Per	2.8880	30000.	66	20153	No

3. Quality information per product


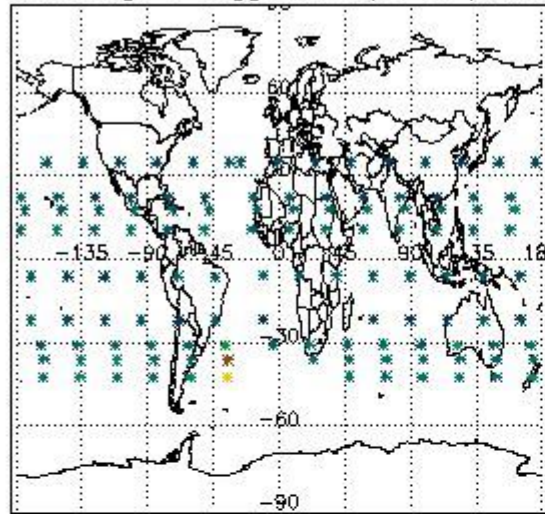
In this section it is plotted some information contained in the Quality Summary data set of the level 2 products. Only products in dark limb conditions and without errors (error flag in the MPH set to "0") are used.

3.1 Plot quality information per product (time dependant)

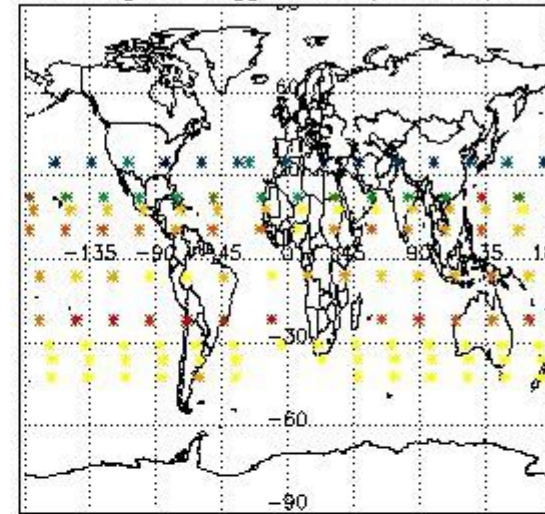


3.2 Plot quality information per product (world map)

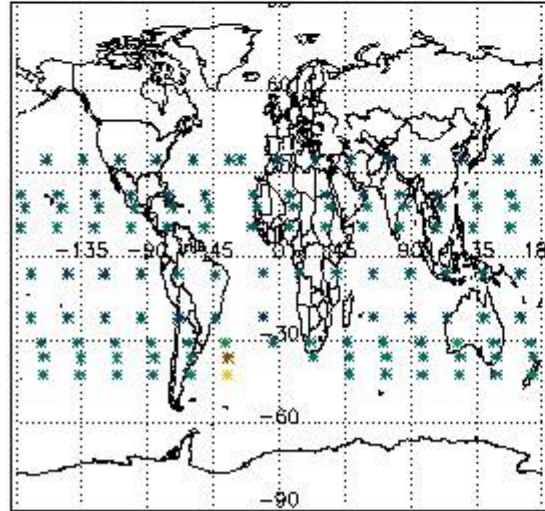
Percentage of flagged data per O3 profile



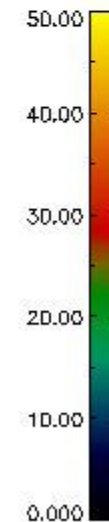
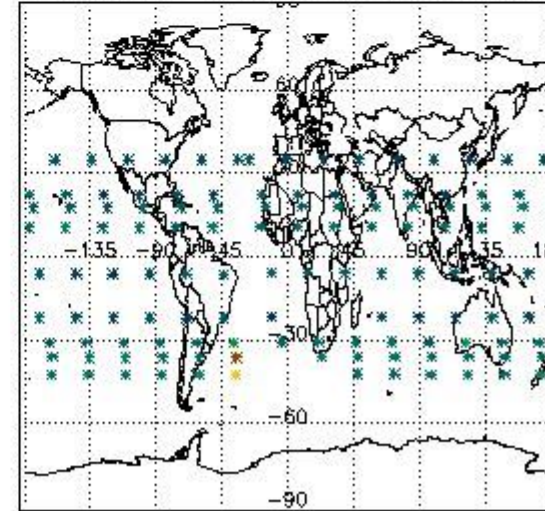
Percentage of flagged data per H2O profile



Percentage of flagged data per NO2 profile



Percentage of flagged data per NO3 profile

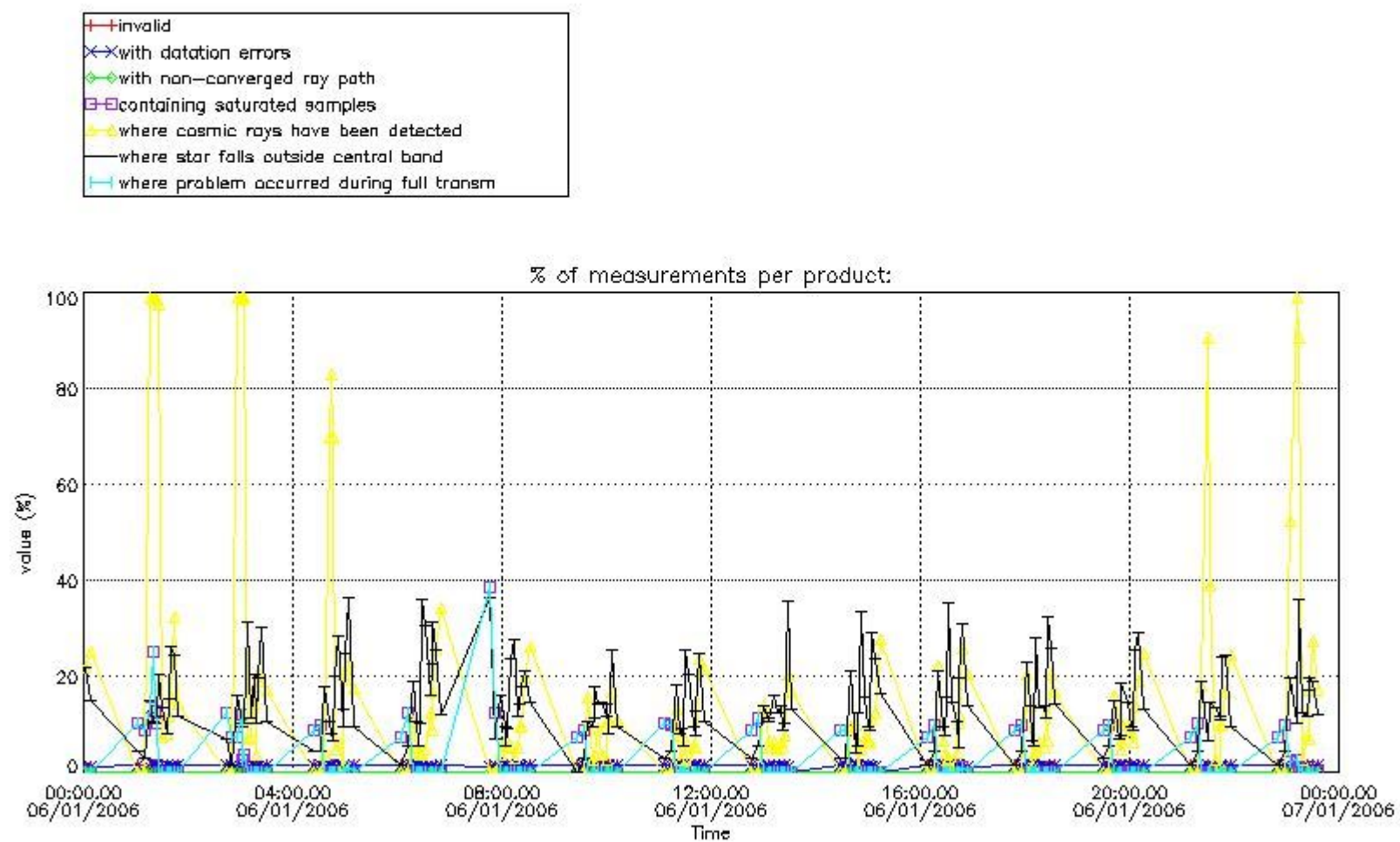


4. Level 1 quality information per product

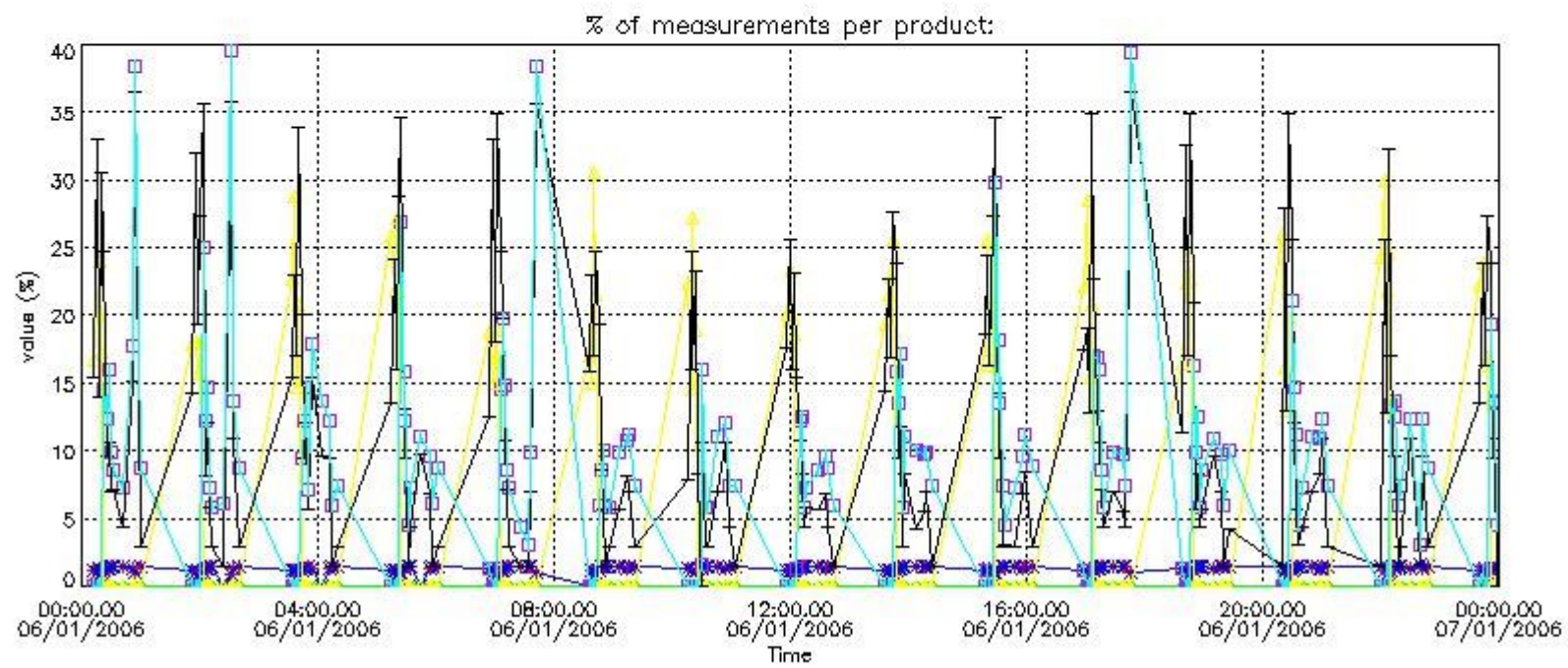
In this section it is plotted some information contained in the Quality Summary data set of the level 2 products that comes from the level 1b processing. Products without errors (error flag in the MPH set to "0") are used.

4.1 Plot quality information per product (time dependant) coming from level 1b processing

4.1.1 Plot level 1 quality information per product (time dependant): ENVISAT ASCENDING passes



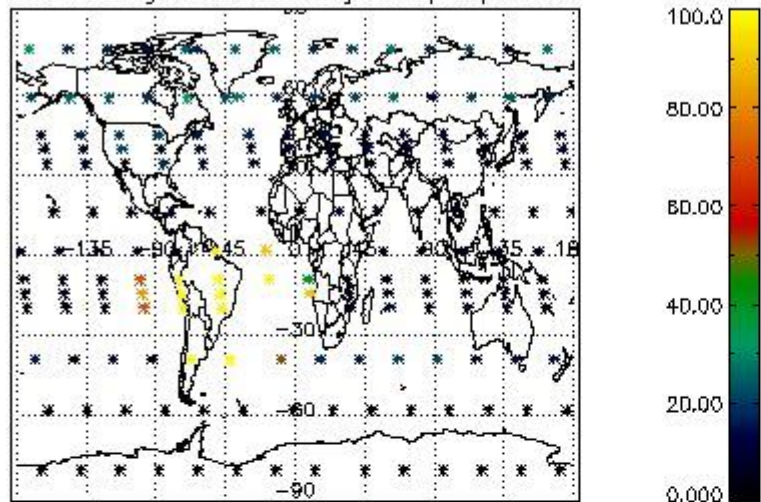
4.1.2 Plot level 1 quality information per product (time dependant): ENVI SAT DESCENDING passes



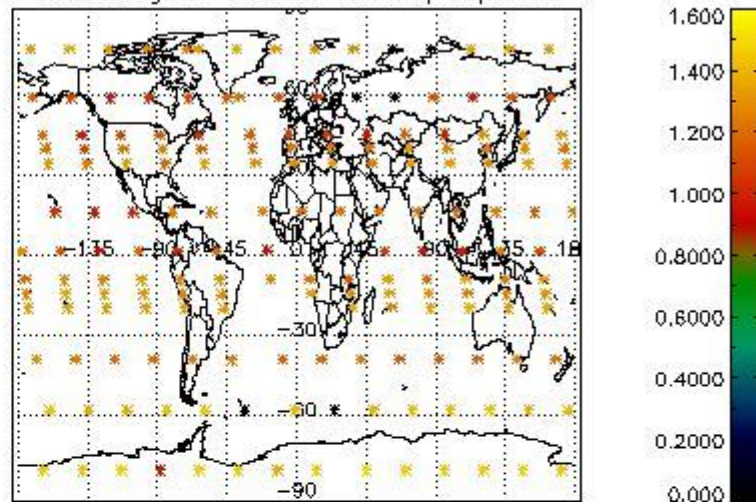
4.2 Plot quality information per product coming from level 1b processing (world map)

4.2.1 Plot level 1 quality information per product (world map): ENVISAT ASCENDING passes

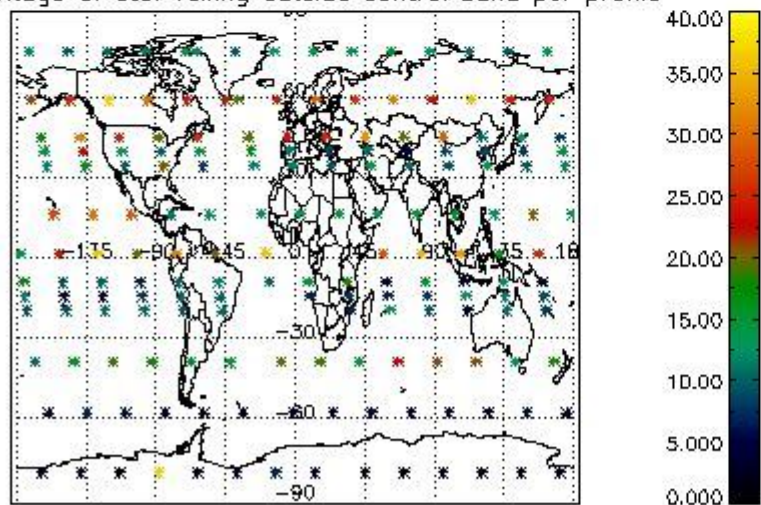
Percentage of cosmic ray hits per profile



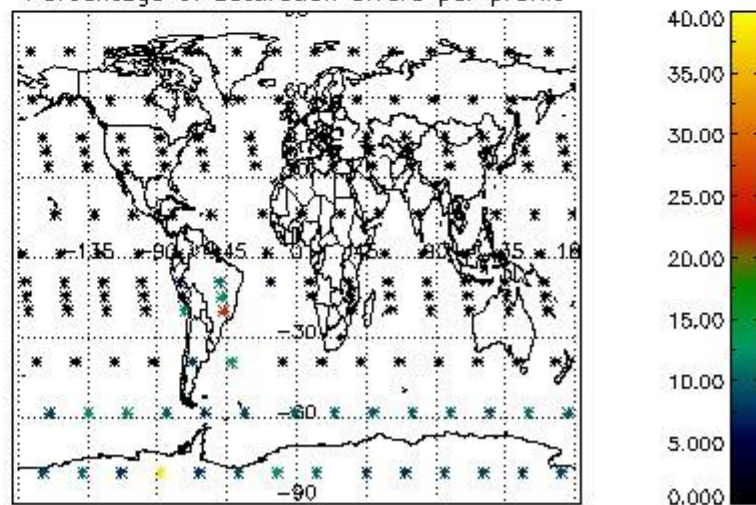
Percentage of datation errors per profile



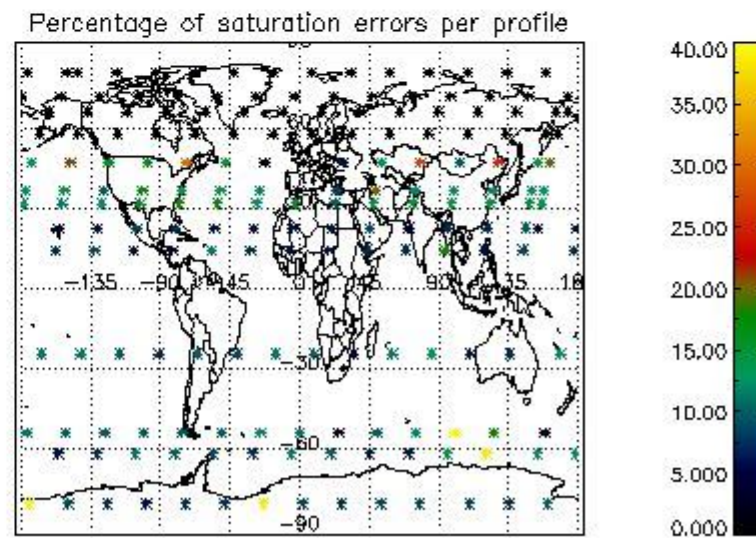
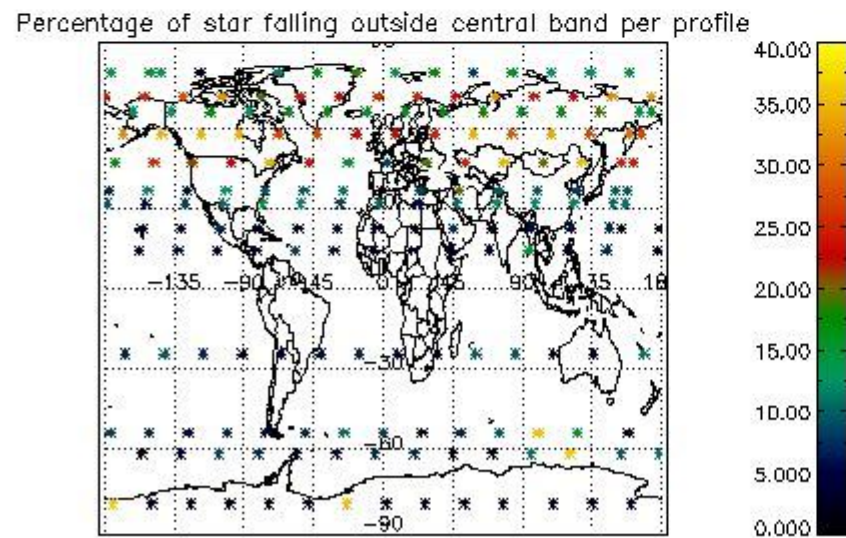
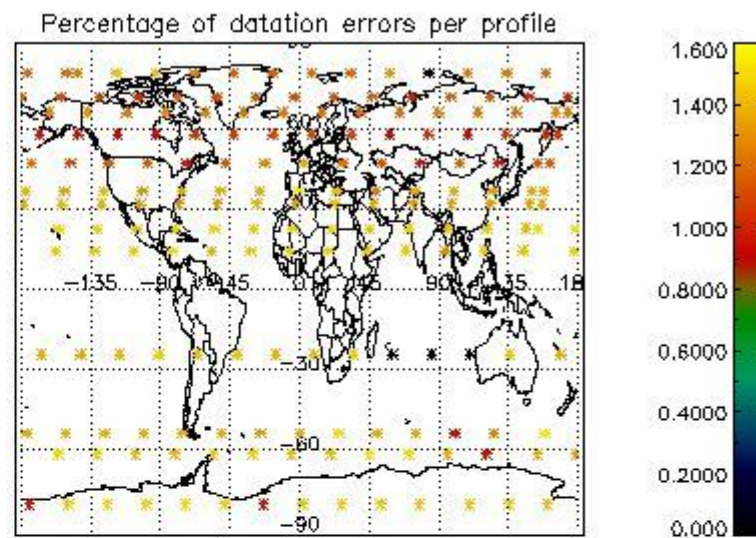
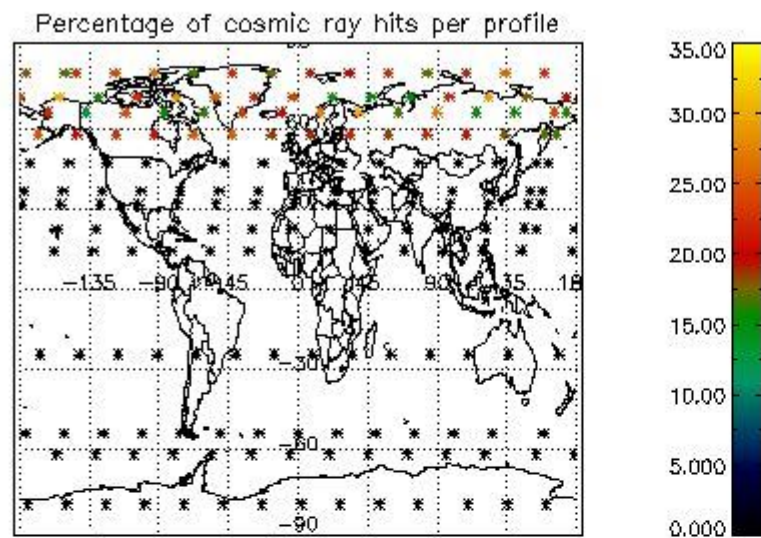
Percentage of star falling outside central band per profile



Percentage of saturation errors per profile



4.2.2 Plot level 1 quality information per product (world map): ENVISAT DESCENDING passes



5. Trace gas profiles

5.1 Ozone statistics based on quality of products

The final quality of the products can be "measured" using the STD (Standard Deviation) attached to every point profile. This information is written to the parameter GOM_NL__2P/NL_LOCAL_SPECIES_DENSITY/o3_std of the level 2 products. The table below shows the statistics for given STD ranges.

The statistics are given with respect to the overall valid production:

- Products without fatal errors: GOM_NL__2P/MPH/PRODUCT_ERR=0
- Valid point profile: GOM_NL__2P/NL_LOCAL_SPECIES_DENSITY/pcd(0)=0

The 'Criteria' is applied to valid points of dark limb products:

- Products in dark limb illumination condition: GOM_NL__2P/NL_SUMMARY_QUALITY/obs_ill_cond=0
- Products without fatal errors: GOM_NL__2P/MPH/PRODUCT_ERR=0
- Valid point profile: GOM_NL__2P/NL_LOCAL_SPECIES_DENSITY/pcd(0)=0

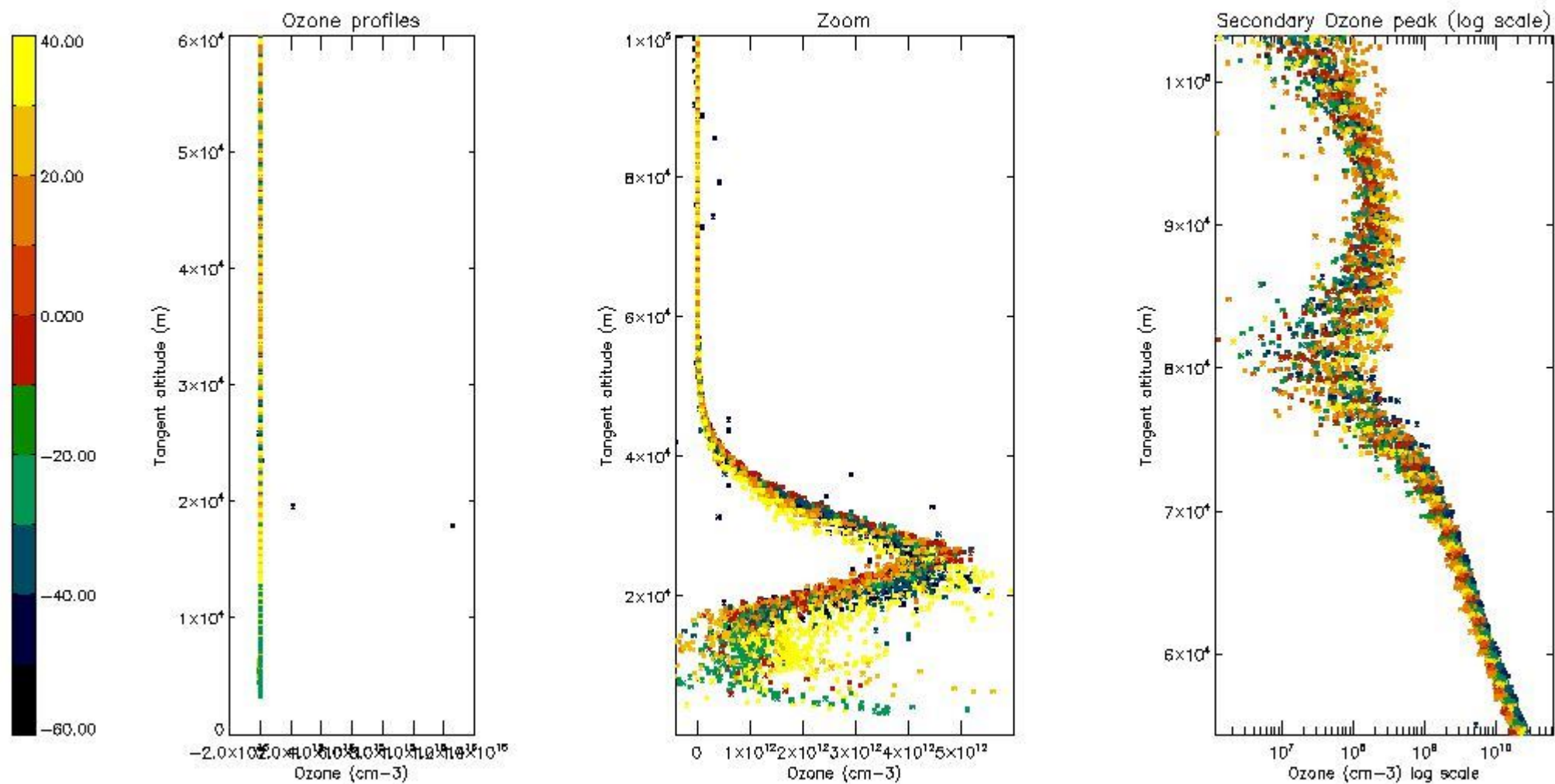
So, the table below shows the percentage of dark limb and valid observations for each criteria with respect to the overall valid daily observations.

Criteria	% of total production
All STD	36
STD < 20	22

STD < 10	18
STD < 5	12

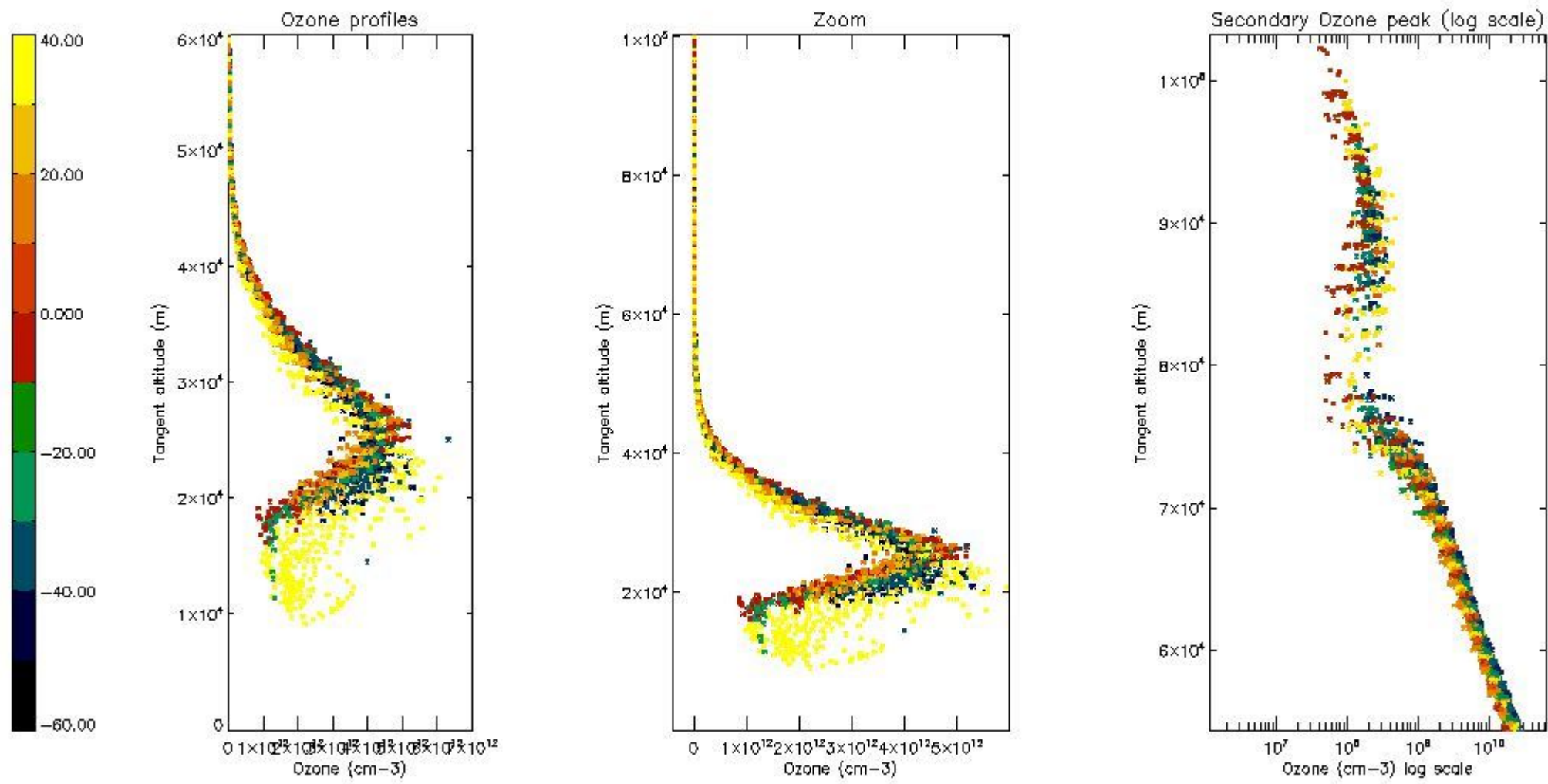
5.2 Plot ozone profiles for all STD (dark without errors)

The colorbar represents the latitude.



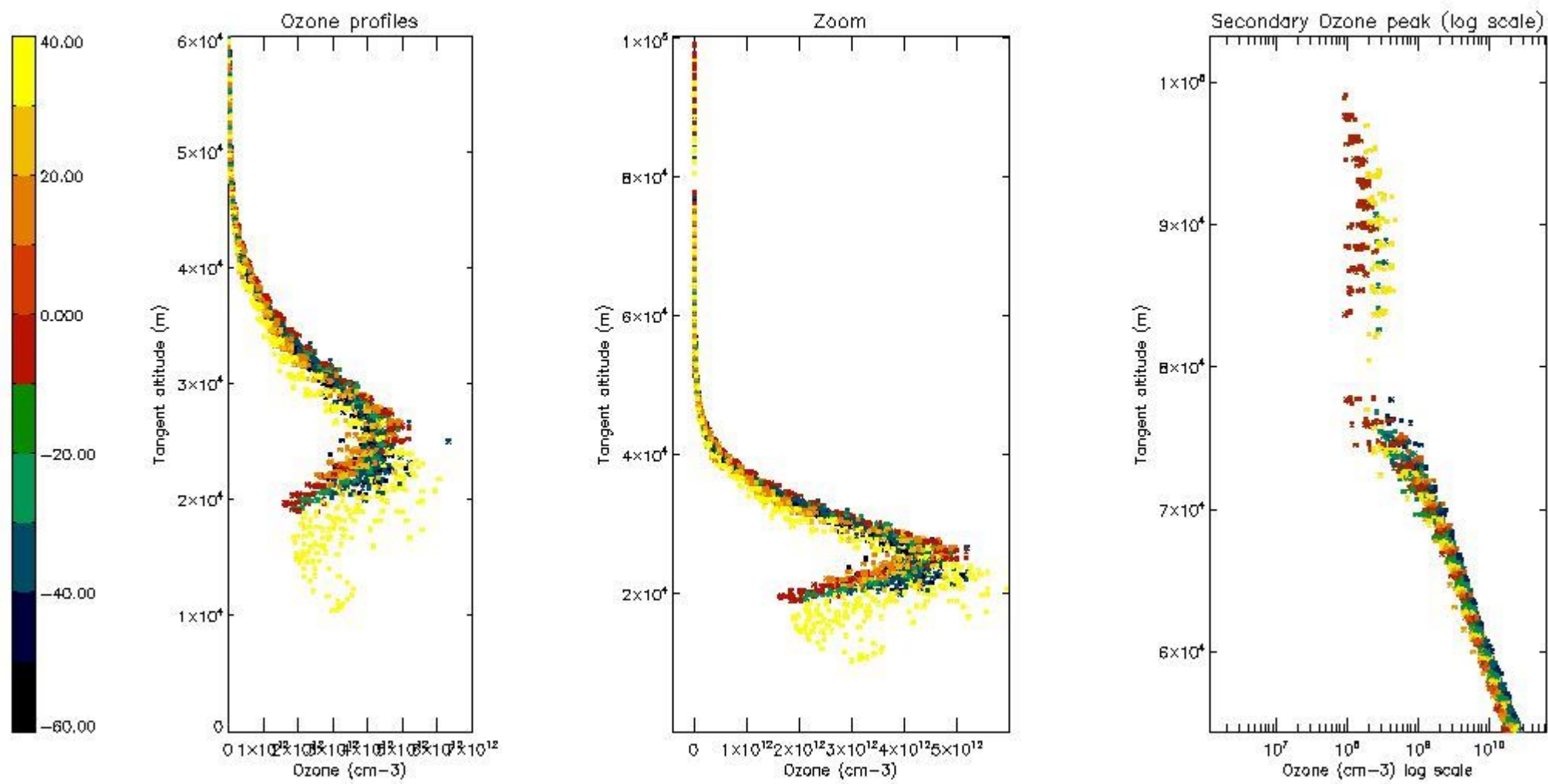
5.3 Plot ozone profiles where STD < 20% (dark without errors)

The colorbar represents the latitude.



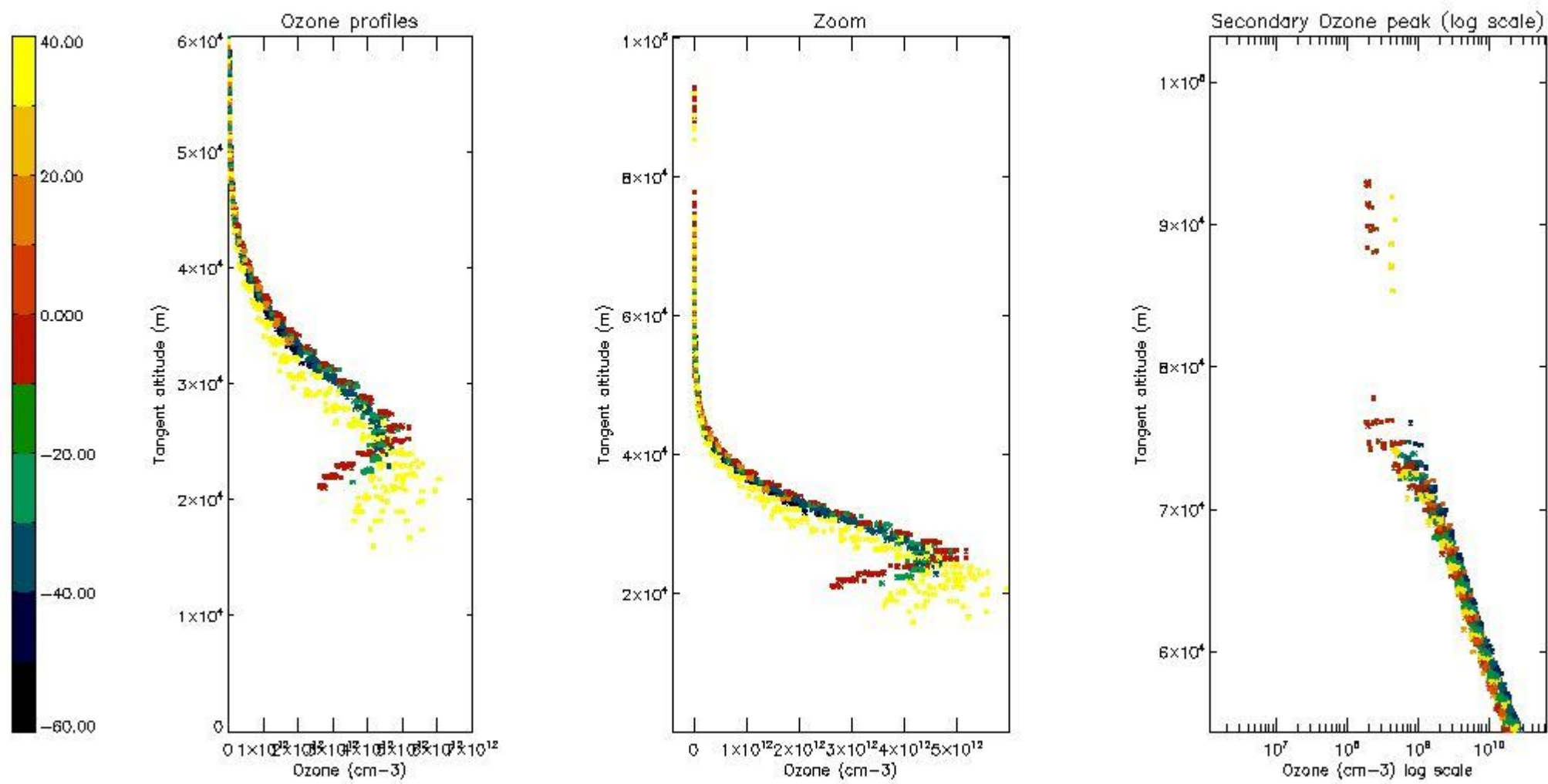
5.4 Plot ozone profiles where STD < 10% (dark without errors)

The colorbar represents the latitude.



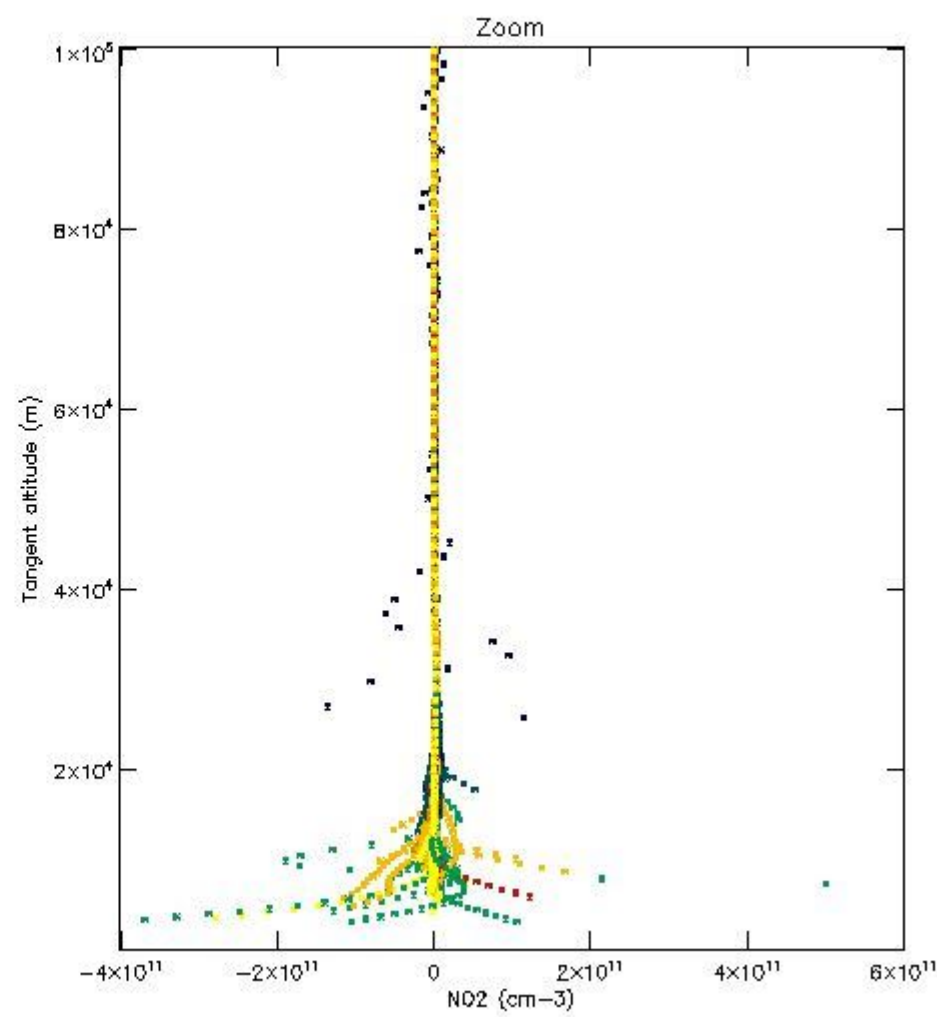
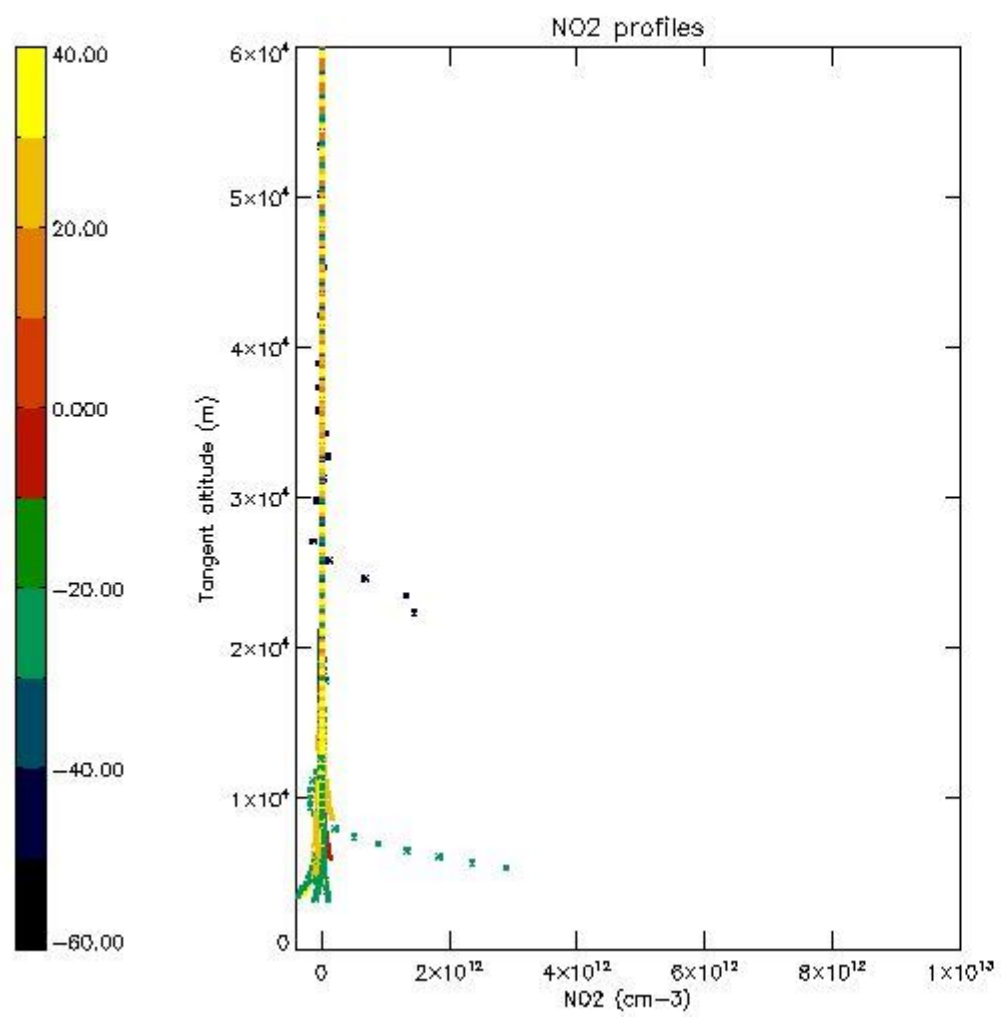
5.5 Plot ozone profiles where STD < 5% (dark without errors)

The colorbar represents the latitude.



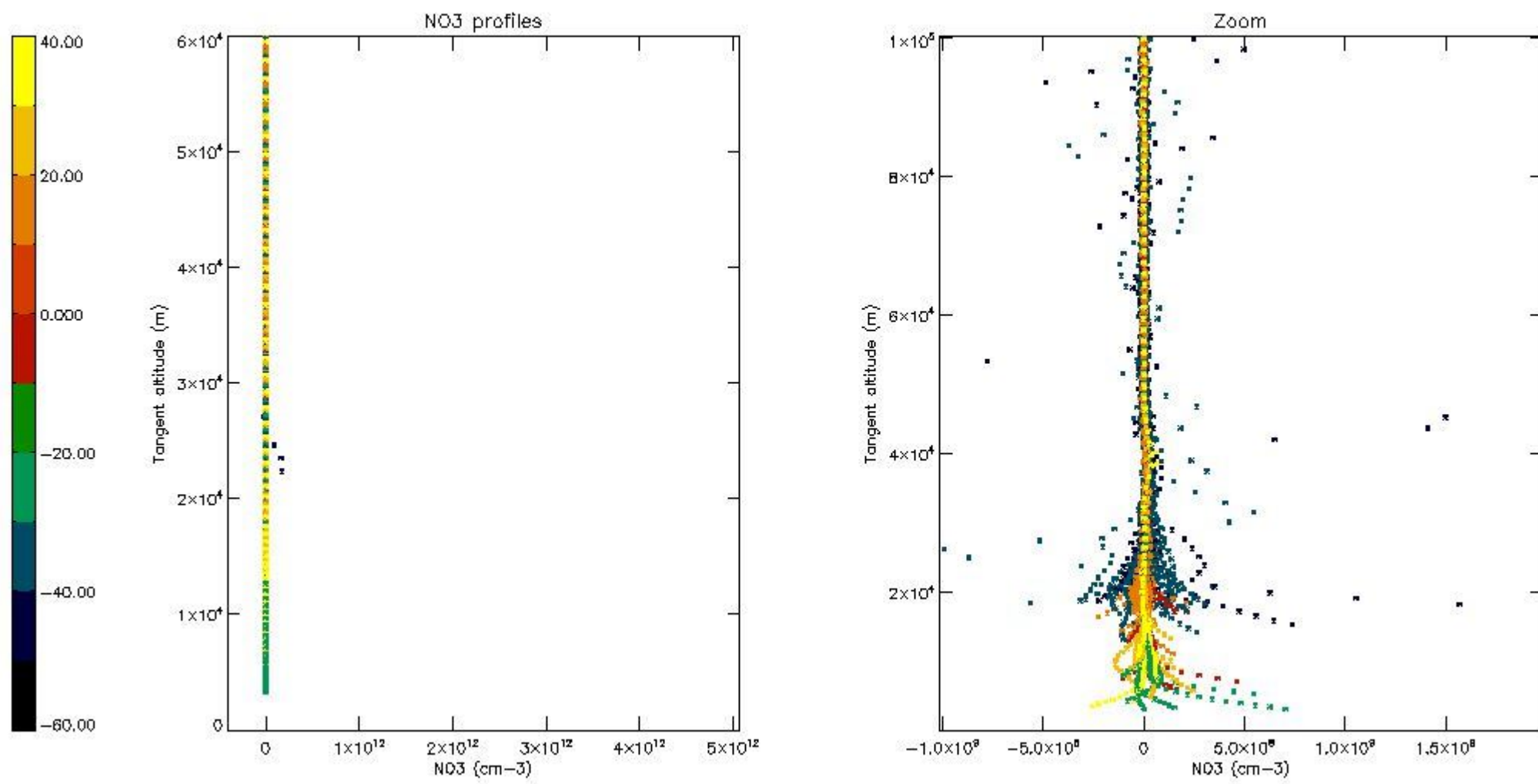
5.6 Plot NO₂ profiles for all STD (dark without errors)

The colorbar represents the latitude.



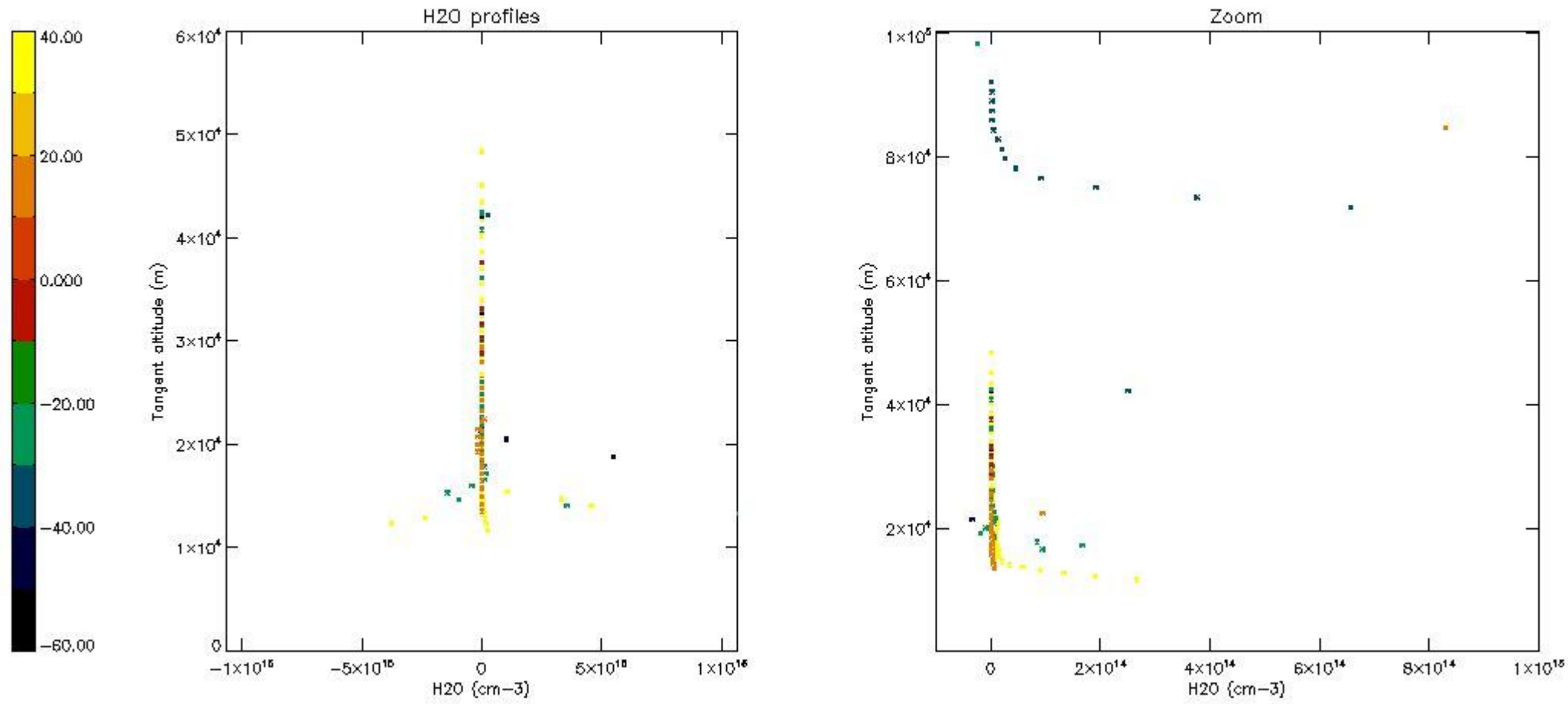
5.7 Plot NO3 profiles for all STD (dark without errors)

The colorbar represents the latitude.



5.8 Plot H₂O profiles for all STD (only for occultations of stars 1,2,3,4,13,14,16,26,63 dark without errors)

The colorbar represents the latitude.



6. Auxiliary Data Files used for the production reported in section 2

The number reported in the third column indicates since which file (see list in section 2) the corresponding auxiliary file has been used. The fourth column is the date of those product files.

Type	Auxiliary Filename	Used since product	Used since product date
INST_PHYS_CHARACTERISTICS	GOM_INS_AXVIEC20091111_143220_20030716_120000_20500101_000000	1	06-JAN-2006 00:02:27
LEVEL-2_PROC_CONFIG	GOM_PR2_AXVIEC20091111_152718_20020301_000000_20500101_000000	1	06-JAN-2006 00:02:27
CROSS_SECTIONS_FILE	GOM_CRS_AXVIEC20091111_154832_20020301_000000_20500101_000000	1	06-JAN-2006 00:02:27

GOMOS Level 2 Daily Report

SUMMARY

[1. General Info](#)

[2. Summary of processed GOM_NL_2P products](#)

[3. Level 2 Quality information per product](#)

[3.1 Plot of level 2 quality information per product \(time dependant\)](#)

[3.2 Plot of level 2 quality information per product \(world map\)](#)

[4. Level 1 Quality information per product \(stored on level 2 products\)](#)

[4.1 Plot of level 1 quality information per product \(time dependant\)](#)

[4.1.1 Plot of level 1 quality information per product \(time dependant\): ASCENDING](#)

[4.1.2 Plot of level 1 quality information per product \(time dependant\): DESCENDING](#)

[4.2 Plot of level 1 quality information per product \(world map\)](#)

[4.2.1 Plot of level 1 quality information per product \(world map\): ASCENDING](#)

[4.2.2 Plot of level 1 quality information per product \(world map\): DESCENDING](#)

[5. Ozone profiles based on quality statistics and other trace gas profiles](#)

[5.1 Ozone statistics based on quality of products](#)

[5.2 Plot ozone profiles for all STD \(dark without errors\)](#)

[5.3 Plot ozone profiles where STD < 20% \(dark without errors\)](#)

[5.4. Plot ozone profiles where STD < 10% \(dark without errors\)](#)

[5.5. Plot ozone profiles where STD < 5% \(dark without errors\)](#)

[5.6 Plot NO2 profiles for all STD \(dark without errors\)](#)

[5.7 Plot NO3 profiles for all STD \(dark without errors\)](#)

[5.8 Plot H2O profiles \(only for occultations of stars 1,2,3,4,13,14,16,26,63 dark without errors\) for all STD](#)

[6. Auxiliary Data Files used for the production reported in section 2](#)

This report presents the daily analysis on parameters extracted from GOMOS level 2 data (GOM_NL__2P). It is intended to monitor some important parameters that will impact the quality of these products. A list of level 2 products (and content) that have arrived during the reporting day to the PCF is also given.

Item	Value
Time of report generation	22APR2013 11:45:31
Data source version	GOMOS/6.01
Start time of products	06-01-2006 (06JAN2006 00:00:00)
Stop time of products	07-01-2006 (07JAN2006 00:00:00)
Store outputs in DB	Yes
Nb of level 2 prods	369
Nb of prods with errors	0

2. Summary of processed GOM_NL__2P products.

Nr	Filename	UTC Start time	Limb	Duration	Star Id	Star Name	Star Mag	Star Temp	Nb Meas	Orbit	Prod. error
1	GOM_NL__2PRFIN20060106_000227_000000442044_00045_20139_7022.N1	06-JAN-2006 00:02:27	Dark	43.500	2	Alp Car	-0.73600	7000.0	87	20139	No
2	GOM_NL__2PRFIN20060106_000804_000000402044_00045_20139_7023.N1	06-JAN-2006 00:08:04	Straylight	40.000	108	Alp Col	2.6520	15200.	80	20139	No
3	GOM_NL__2PRFIN20060106_001210_000000422044_00045_20139_7024.N1	06-JAN-2006 00:12:10	Straylight	42.000	47	2Bet CMa	1.9760	28000.	84	20139	No
4	GOM_NL__2PRFIN20060106_001530_000000502044_00045_20139_7025.N1	06-JAN-2006 00:15:30	Straylight	50.000	7	19Bet Ori	0.10000	14000.	100	20139	No
5	GOM_NL__2PRFIN20060106_001717_000000402044_00045_20139_7026.N1	06-JAN-2006 00:17:17	Straylight	39.500	30	46Eps Ori	1.6940	30000.	79	20139	No
6	GOM_NL__2PRFIN20060106_001941_000000492044_00045_20139_7027.N1	06-JAN-2006 00:19:41	Twilight_stray	49.000	14	58Alp Ori	0.87000	3000.0	98	20139	No
7	GOM_NL__2PRFIN20060106_002245_000000452044_00045_20139_7028.N1	06-JAN-2006 00:22:45	Bright	44.500	13	87Alp Tau	0.86700	3800.0	89	20139	No
8	GOM_NL__2PRFIN20060106_002545_000000372044_00045_20139_7029.N1	06-JAN-2006 00:25:45	Bright	36.500	28	12Bet Tau	1.6500	15200.	73	20139	No
9	GOM_NL__2PRFIN20060106_002707_000000382044_00045_20139_7030.N1	06-JAN-2006 00:27:07	Bright	37.500	114	3Iot Aur	2.6930	4600.0	75	20139	No
10	GOM_NL__2PRFIN20060106_002941_000000362044_00045_20139_7031.N1	06-JAN-2006 00:29:41	Bright	35.500	149	45Eps Per	2.8880	30000.	71	20139	No
11	GOM_NL__2PRFIN20060106_003159_000000352044_00045_20139_7032.N1	06-JAN-2006 00:31:59	Bright	35.000	175	39Del Per	3.0100	19400.	70	20139	No
12	GOM_NL__2PRFIN20060106_004254_000000352044_00045_20139_7033.N1	06-JAN-2006 00:42:54	Bright	34.500	49	1Alp UMi	1.9900	6300.0	69	20139	No
13	GOM_NL__2PRFIN20060106_005114_000000402044_00045_20139_7034.N1	06-JAN-2006 00:51:14	Bright	39.500	119	14Eta Dra	2.7270	4700.0	79	20139	No
14	GOM_NL__2PRFIN20060106_005330_000000522044_00045_20139_7035.N1	06-JAN-2006 00:53:30	Bright	52.000	130	23Bet Dra	2.7990	5800.0	104	20139	No
15	GOM_NL__2PRFIN20060106_005943_000000352044_00045_20139_7036.N1	06-JAN-2006 00:59:43	Bright	34.500	133	40Zet Her	2.8070	6000.0	69	20139	No
16	GOM_NL__2PRFIN20060106_010242_000000352044_00045_20139_7037.N1	06-JAN-2006 01:02:42	Bright	34.500	127	27Bet Her	2.7810	4700.0	69	20139	No
17	GOM_NL__2PRFIN20060106_010959_000000352044_00045_20139_7038.N1	06-JAN-2006 01:09:59	Bright	34.500	120	1Del Oph	2.7340	3200.0	69	20139	No
18	GOM_NL__2PRFIN20060106_011525_000000412044_00045_20139_7039.N1	06-JAN-2006 01:15:25	Bright	40.500	80	7Del Sco	2.3160	30000.	81	20139	No
19	GOM_NL__2PRFIN20060106_012051_000000382044_00045_20139_7040.N1	06-JAN-2006 01:20:51	Dark	38.000	131	Gam Lup	2.8000	26000.	76	20139	No
20	GOM_NL__2PRFIN20060106_012219_000000392044_00045_20139_7041.N1	06-JAN-2006 01:22:19	Dark	39.000	109	Bet Lup	2.6770	26000.	78	20139	No
21	GOM_NL__2PRFIN20060106_012349_000000392044_00045_20139_7042.N1	06-JAN-2006 01:23:49	Dark	39.000	78	Alp Lup	2.3040	28000.	78	20139	No
22	GOM_NL__2PRFIN20060106_012649_000000422044_00046_20140_6948.N1	06-JAN-2006 01:26:49	Dark	42.000	4	Alp1Cen	-0.010000	5800.0	84	20140	No
23	GOM_NL__2PRFIN20060106_013053_000000412044_00046_20140_6949.N1	06-JAN-2006 01:30:53	Dark	41.000	12	Alp1Cru	0.77500	30000.	82	20140	No
24	GOM_NL__2PRFIN20060106_013559_000000382044_00046_20140_6950.N1	06-JAN-2006 01:35:59	Dark	37.500	29	Bet Car	1.6720	10200.	75	20140	No
25	GOM_NL__2PRFIN20060106_013734_000000432044_00046_20140_6951.N1	06-JAN-2006 01:37:34	Dark	43.000	71	Iot Car	2.2460	7700.0	86	20140	No
26	GOM_NL__2PRFIN20060106_013902_000000482044_00046_20140_6952.N1	06-JAN-2006 01:39:02	Dark	48.000	41	Eps Car	1.8600	4100.0	96	20140	No
27	GOM_NL__2PRFIN20060106_014303_000000452044_00046_20140_6953.N1	06-JAN-2006 01:43:03	Dark	45.000	2	Alp Car	-0.73600	7000.0	90	20140	No
28	GOM_NL__2PRFIN20060106_014840_000000392044_00046_20140_6954.N1	06-JAN-2006 01:48:40	Straylight	38.500	108	Alp Col	2.6520	15200.	77	20140	No
29	GOM_NL__2PRFIN20060106_015246_000000422044_00046_20140_6955.N1	06-JAN-2006 01:52:46	Straylight	42.000	47	2Bet CMa	1.9760	28000.	84	20140	No
30	GOM_NL__2PRFIN20060106_015606_000000502044_00046_20140_6956.N1	06-JAN-2006 01:56:06	Straylight	50.000	7	19Bet Ori	0.10000	14000.	100	20140	No
31	GOM_NL__2PRFIN20060106_015753_000000422044_00046_20140_6957.N1	06-JAN-2006 01:57:53	Straylight	41.500	30	46Eps Ori	1.6940	30000.	83	20140	No
32	GOM_NL__2PRFIN20060106_020017_000000482044_00046_20140_6958.N1	06-JAN-2006 02:00:17	Twilight_stray	47.500	14	58Alp Ori	0.87000	3000.0	95	20140	No
33	GOM_NL__2PRFIN20060106_020321_000000522044_00046_20140_6959.N1	06-JAN-2006 02:03:21	Bright	52.000	13	87Alp Tau	0.86700	3800.0	104	20140	No
34	GOM_NL__2PRFIN20060106_020621_000000372044_00046_20140_6960.N1	06-JAN-2006 02:06:21	Bright	37.000	28	12Bet Tau	1.6500	15200.	74	20140	No
35	GOM_NL__2PRFIN20060106_020743_000000382044_00046_20140_6961.N1	06-JAN-2006 02:07:43	Bright	37.500	114	3Iot Aur	2.6930	4600.0	75	20140	No
36	GOM_NL__2PRFIN20060106_021018_000000352044_00046_20140_6962.N1	06-JAN-2006 02:10:18	Bright	34.500	149	45Eps Per	2.8880	30000.	69	20140	No
37	GOM_NL__2PRFIN20060106_021236_000000342044_00046_20140_6963.N1	06-JAN-2006 02:12:36	Bright	34.000	175	39Del Per	3.0100	19400.	68	20140	No
38	GOM_NL__2PRFIN20060106_022330_000000332044_00046_20140_6964.N1	06-JAN-2006 02:23:30	Bright	33.000	49	1Alp UMi	1.9900	6300.0	66	20140	No
39	GOM_NL__2PRFIN20060106_023150_000000532044_00046_20140_6965.N1	06-JAN-2006 02:31:50	Bright	53.000	119	14Eta Dra	2.7270	4700.0	106	20140	No
40	GOM_NL__2PRFIN20060106_023406_000000372044_00046_20140_6966.N1	06-JAN-2006 02:34:06	Bright	36.500	130	23Bet Dra	2.7990	5800.0	73	20140	No
41	GOM_NL__2PRFIN20060106_024019_000000352044_00046_20140_6967.N1	06-JAN-2006 02:40:19	Bright	34.500	133	40Zet Her	2.8070	6000.0	69	20140	No
42	GOM_NL__2PRFIN20060106_024318_000000372044_00046_20140_6968.N1	06-JAN-2006 02:43:18	Bright	36.500	127	27Bet Her	2.7810	4700.0	73	20140	No

43	GOM_NL__2PRFIN20060106_025035_000000352044_00046_20140_6969.N1	06-JAN-2006 02:50:35	Bright	34.500	120	1Del Oph	2.7340	3200.0	69	20140	No
44	GOM_NL__2PRFIN20060106_025602_000000412044_00046_20140_6970.N1	06-JAN-2006 02:56:02	Twl_and_stray	40.500	80	7Del Sco	2.3160	30000.	81	20140	No
45	GOM_NL__2PRFIN20060106_030128_000000382044_00046_20140_6971.N1	06-JAN-2006 03:01:28	Dark	37.500	131	Gam Lup	2.8000	26000.	75	20140	No
46	GOM_NL__2PRFIN20060106_030256_000000402044_00046_20140_6972.N1	06-JAN-2006 03:02:56	Dark	39.500	109	Bet Lup	2.6770	26000.	79	20140	No
47	GOM_NL__2PRFIN20060106_030425_000000402044_00046_20140_6973.N1	06-JAN-2006 03:04:25	Dark	39.500	78	Alp Lup	2.3040	28000.	79	20140	No
48	GOM_NL__2PRFIN20060106_030726_000000502044_00047_20141_6948.N1	06-JAN-2006 03:07:26	Dark	49.500	4	Alp1Cen	-0.010000	5800.0	99	20141	No
49	GOM_NL__2PRFIN20060106_031130_000000412044_00047_20141_6949.N1	06-JAN-2006 03:11:30	Dark	40.500	12	Alp1Cru	0.77500	30000.	81	20141	No
50	GOM_NL__2PRFIN20060106_031635_000000422044_00047_20141_6950.N1	06-JAN-2006 03:16:35	Dark	42.000	29	Bet Car	1.6720	10200.	84	20141	No
51	GOM_NL__2PRFIN20060106_031811_000000402044_00047_20141_6951.N1	06-JAN-2006 03:18:11	Dark	40.000	71	lot Car	2.2460	7700.0	80	20141	No
52	GOM_NL__2PRFIN20060106_031939_000000442044_00047_20141_6952.N1	06-JAN-2006 03:19:39	Dark	43.500	41	Eps Car	1.8600	4100.0	87	20141	No
53	GOM_NL__2PRFIN20060106_032339_000000482044_00047_20141_6953.N1	06-JAN-2006 03:23:39	Dark	48.000	2	Alp Car	-0.73600	7000.0	96	20141	No
54	GOM_NL__2PRFIN20060106_032917_000000382044_00047_20141_6954.N1	06-JAN-2006 03:29:17	Straylight	38.000	108	Alp Col	2.6520	15200.	76	20141	No
55	GOM_NL__2PRFIN20060106_033322_000000422044_00047_20141_6955.N1	06-JAN-2006 03:33:22	Straylight	42.000	47	2Bet CMa	1.9760	28000.	84	20141	No
56	GOM_NL__2PRFIN20060106_033642_000000442044_00047_20141_6956.N1	06-JAN-2006 03:36:42	Straylight	43.500	7	19Bet Ori	0.10000	14000.	87	20141	No
57	GOM_NL__2PRFIN20060106_033829_000000412044_00047_20141_6957.N1	06-JAN-2006 03:38:29	Straylight	41.000	30	46Eps Ori	1.6940	30000.	82	20141	No
58	GOM_NL__2PRFIN20060106_034053_000000532044_00047_20141_6958.N1	06-JAN-2006 03:40:53	Twl_and_stray	53.000	14	58Alp Ori	0.87000	3000.0	106	20141	No
59	GOM_NL__2PRFIN20060106_034357_000000432044_00047_20141_6959.N1	06-JAN-2006 03:43:57	Bright	42.500	13	87Alp Tau	0.86700	3800.0	85	20141	No
60	GOM_NL__2PRFIN20060106_034657_000000372044_00047_20141_6960.N1	06-JAN-2006 03:46:57	Bright	37.000	28	12Bet Tau	1.6500	15200.	74	20141	No
61	GOM_NL__2PRFIN20060106_034819_000000382044_00047_20141_6961.N1	06-JAN-2006 03:48:19	Bright	37.500	114	3lot Aur	2.6930	4600.0	75	20141	No
62	GOM_NL__2PRFIN20060106_035054_000000352044_00047_20141_6962.N1	06-JAN-2006 03:50:54	Bright	35.000	149	45Eps Per	2.8880	30000.	70	20141	No
63	GOM_NL__2PRFIN20060106_035312_000000392044_00047_20141_6963.N1	06-JAN-2006 03:53:12	Bright	39.000	175	39Del Per	3.0100	19400.	78	20141	No
64	GOM_NL__2PRFIN20060106_040406_000000372044_00047_20141_6964.N1	06-JAN-2006 04:04:06	Bright	36.500	49	1Alp UMi	1.9900	6300.0	73	20141	No
65	GOM_NL__2PRFIN20060106_041226_000000372044_00047_20141_6965.N1	06-JAN-2006 04:12:26	Bright	37.000	119	14Eta Dra	2.7270	4700.0	74	20141	No
66	GOM_NL__2PRFIN20060106_041442_000000342044_00047_20141_6966.N1	06-JAN-2006 04:14:42	Bright	33.500	130	23Bet Dra	2.7990	5800.0	67	20141	No
67	GOM_NL__2PRFIN20060106_042055_000000342044_00047_20141_6967.N1	06-JAN-2006 04:20:55	Bright	34.000	133	40Zet Her	2.8070	6000.0	68	20141	No
68	GOM_NL__2PRFIN20060106_042354_000000352044_00047_20141_6968.N1	06-JAN-2006 04:23:54	Bright	34.500	127	27Bet Her	2.7810	4700.0	69	20141	No
69	GOM_NL__2PRFIN20060106_043111_000000362044_00047_20141_6969.N1	06-JAN-2006 04:31:11	Bright	35.500	120	1Del Oph	2.7340	3200.0	71	20141	No
70	GOM_NL__2PRFIN20060106_043638_000000422044_00047_20141_6970.N1	06-JAN-2006 04:36:38	Twl_and_stray	42.000	80	7Del Sco	2.3160	30000.	84	20141	No
71	GOM_NL__2PRFIN20060106_044204_000000382044_00047_20141_6971.N1	06-JAN-2006 04:42:04	Dark	38.000	131	Gam Lup	2.8000	26000.	76	20141	No
72	GOM_NL__2PRFIN20060106_044332_000000382044_00047_20141_6972.N1	06-JAN-2006 04:43:32	Dark	38.000	109	Bet Lup	2.6770	26000.	76	20141	No
73	GOM_NL__2PRFIN20060106_044502_000000382044_00047_20141_6973.N1	06-JAN-2006 04:45:02	Dark	38.000	78	Alp Lup	2.3040	28000.	76	20141	No
74	GOM_NL__2PRFIN20060106_044802_000000432044_00048_20142_6948.N1	06-JAN-2006 04:48:02	Dark	42.500	4	Alp1Cen	-0.010000	5800.0	85	20142	No
75	GOM_NL__2PRFIN20060106_045206_000000502044_00048_20142_6949.N1	06-JAN-2006 04:52:06	Dark	49.500	12	Alp1Cru	0.77500	30000.	99	20142	No
76	GOM_NL__2PRFIN20060106_045711_000000382044_00048_20142_6950.N1	06-JAN-2006 04:57:11	Dark	37.500	29	Bet Car	1.6720	10200.	75	20142	No
77	GOM_NL__2PRFIN20060106_045847_000000422044_00048_20142_6951.N1	06-JAN-2006 04:58:47	Dark	41.500	71	lot Car	2.2460	7700.0	83	20142	No
78	GOM_NL__2PRFIN20060106_050015_000000472044_00048_20142_6952.N1	06-JAN-2006 05:00:15	Dark	46.500	41	Eps Car	1.8600	4100.0	93	20142	No
79	GOM_NL__2PRFIN20060106_050415_000000522044_00048_20142_6953.N1	06-JAN-2006 05:04:15	Dark	52.000	2	Alp Car	-0.73600	7000.0	104	20142	No
80	GOM_NL__2PRFIN20060106_050953_000000372044_00048_20142_6954.N1	06-JAN-2006 05:09:53	Straylight	37.000	108	Alp Col	2.6520	15200.	74	20142	No
81	GOM_NL__2PRFIN20060106_051358_000000412044_00048_20142_6955.N1	06-JAN-2006 05:13:58	Straylight	40.500	47	2Bet CMa	1.9760	28000.	81	20142	No
82	GOM_NL__2PRFIN20060106_051718_000000442044_00048_20142_6956.N1	06-JAN-2006 05:17:18	Straylight	43.500	7	19Bet Ori	0.10000	14000.	87	20142	No
83	GOM_NL__2PRFIN20060106_051905_000000412044_00048_20142_6957.N1	06-JAN-2006 05:19:05	Straylight	40.500	30	46Eps Ori	1.6940	30000.	81	20142	No
84	GOM_NL__2PRFIN20060106_052129_000000492044_00048_20142_6958.N1	06-JAN-2006 05:21:29	Twl_and_stray	48.500	14	58Alp Ori	0.87000	3000.0	97	20142	No
85	GOM_NL__2PRFIN20060106_052433_000000522044_00048_20142_6959.N1	06-JAN-2006 05:24:33	Bright	52.000	13	87Alp Tau	0.86700	3800.0	104	20142	No
86	GOM_NL__2PRFIN20060106_052733_000000372044_00048_20142_6960.N1	06-JAN-2006 05:27:33	Bright	37.000	28	12Bet Tau	1.6500	15200.	74	20142	No
87	GOM_NL__2PRFIN20060106_052855_000000382044_00048_20142_6961.N1	06-JAN-2006 05:28:55	Bright	38.000	114	3lot Aur	2.6930	4600.0	76	20142	No
88	GOM_NL__2PRFIN20060106_053130_000000342044_00048_20142_6962.N1	06-JAN-2006 05:31:30	Bright	33.500	149	45Eps Per	2.8880	30000.	67	20142	No
89	GOM_NL__2PRFIN20060106_053348_000000352044_00048_20142_6963.N1	06-JAN-2006 05:33:48	Bright	34.500	175	39Del Per	3.0100	19400.	69	20142	No
90	GOM_NL__2PRFIN20060106_054442_000000362044_00048_20142_6964.N1	06-JAN-2006 05:44:42	Bright	36.000	49	1Alp UMi	1.9900	6300.0	72	20142	No
91	GOM_NL__2PRFIN20060106_055302_000000372044_00048_20142_6965.N1	06-JAN-2006 05:53:02	Bright	36.500	119	14Eta Dra	2.7270	4700.0	73	20142	No
92	GOM_NL__2PRFIN20060106_055519_000000332044_00048_20142_6966.N1	06-JAN-2006 05:55:19	Bright	33.000	130	23Bet Dra	2.7990	5800.0	66	20142	No
93	GOM_NL__2PRFIN20060106_060131_000000352044_00048_20142_6967.N1	06-JAN-2006 06:01:31	Bright	34.500	133	40Zet Her	2.8070	6000.0	69	20142	No
94	GOM_NL__2PRFIN20060106_060430_000000342044_00048_20142_6968.N1	06-JAN-2006 06:04:30	Bright	34.000	127	27Bet Her	2.7810	4700.0	68	20142	No
95	GOM_NL__2PRFIN20060106_061148_000000372044_00048_20142_6969.N1	06-JAN-2006 06:11:48	Bright	36.500	120	1Del Oph	2.7340	3200.0	73	20142	No
96	GOM_NL__2PRFIN20060106_061714_000000432044_00048_20142_6970.N1	06-JAN-2006 06:17:14	Twl_and_stray	42.500	80	7Del Sco	2.3160	30000.	85	20142	No
97	GOM_NL__2PRFIN20060106_062240_000000382044_00048_20142_6971.N1	06-JAN-2006 06:22:40	Dark	38.000	131	Gam Lup	2.8000	26000.	76	20142	No
98	GOM_NL__2PRFIN20060106_062409_000000382044_00048_20142_6972.N1	06-JAN-2006 06:24:09	Dark	37.500	109	Bet Lup	2.6770	26000.	75	20142	No
99	GOM_NL__2PRFIN20060106_062538_000000402044_00048_20142_6973.N1	06-JAN-2006 06:25:38	Dark	39.500	78	Alp Lup	2.3040	28000.	79	20142	No
100	GOM_NL__2PRFIN20060106_062838_000000532044_00049_20143_6948.N1	06-JAN-2006 06:28:38	Dark	53.000	4	Alp1Cen	-0.010000	5800.0	106	20143	No
101	GOM_NL__2PRFIN20060106_063243_000000512044_00049_20143_6949.N1	06-JAN-2006 06:32:43	Dark	51.000	12	Alp1Cru	0.77500	30000.	102	20143	No

102	GOM_NL__2PRFIN20060106_063748_000000412044_00049_20143_6950.N1	06-JAN-2006 06:37:48	Dark	40.500	29	Bet Car	1.6720	10200.	81	20143	No
103	GOM_NL__2PRFIN20060106_063924_000000472044_00049_20143_6951.N1	06-JAN-2006 06:39:24	Dark	46.500	71	lot Car	2.2460	7700.0	93	20143	No
104	GOM_NL__2PRFIN20060106_064052_000000512044_00049_20143_6952.N1	06-JAN-2006 06:40:52	Dark	51.000	41	Eps Car	1.8600	4100.0	102	20143	No
105	GOM_NL__2PRFIN20060106_064451_000000462044_00049_20143_6953.N1	06-JAN-2006 06:44:51	Dark	45.500	2	Alp Car	-0.73600	7000.0	91	20143	No
106	GOM_NL__2PRFIN20060106_065029_000000382044_00049_20143_6954.N1	06-JAN-2006 06:50:29	Straylight	38.000	108	Alp Col	2.6520	15200.	76	20143	No
107	GOM_NL__2PRFIN20060106_065434_000000402044_00049_20143_6955.N1	06-JAN-2006 06:54:34	Straylight	40.000	47	2Bet CMa	1.9760	28000.	80	20143	No
108	GOM_NL__2PRFIN20060106_065754_000000502044_00049_20143_6956.N1	06-JAN-2006 06:57:54	Straylight	50.000	7	19Bet Ori	0.10000	14000.	100	20143	No
109	GOM_NL__2PRFIN20060106_065941_000000422044_00049_20143_6957.N1	06-JAN-2006 06:59:41	Straylight	41.500	30	46Eps Ori	1.6940	30000.	83	20143	No
110	GOM_NL__2PRFIN20060106_070205_000000532044_00049_20143_6958.N1	06-JAN-2006 07:02:05	Tw_i_and_stray	53.000	14	58Alp Ori	0.87000	3000.0	106	20143	No
111	GOM_NL__2PRFIN20060106_070509_000000452044_00049_20143_6959.N1	06-JAN-2006 07:05:09	Bright	44.500	13	87Alp Tau	0.86700	3800.0	89	20143	No
112	GOM_NL__2PRFIN20060106_070809_000000412044_00049_20143_6960.N1	06-JAN-2006 07:08:09	Bright	40.500	28	12Bet Tau	1.6500	15200.	81	20143	No
113	GOM_NL__2PRFIN20060106_070931_000000372044_00049_20143_6961.N1	06-JAN-2006 07:09:31	Bright	37.000	114	3lot Aur	2.6930	4600.0	74	20143	No
114	GOM_NL__2PRFIN20060106_071207_000000352044_00049_20143_6962.N1	06-JAN-2006 07:12:07	Bright	35.000	149	45Eps Per	2.8880	30000.	70	20143	No
115	GOM_NL__2PRFIN20060106_071425_000000352044_00049_20143_6963.N1	06-JAN-2006 07:14:25	Bright	34.500	175	39Del Per	3.0100	19400.	69	20143	No
116	GOM_NL__2PRFIN20060106_072518_000000342044_00049_20143_6964.N1	06-JAN-2006 07:25:18	Bright	34.000	49	1Alp UMi	1.9900	6300.0	68	20143	No
117	GOM_NL__2PRFIN20060106_073338_000000342044_00049_20143_6965.N1	06-JAN-2006 07:33:38	Bright	33.500	119	14Eta Dra	2.7270	4700.0	67	20143	No
118	GOM_NL__2PRFIN20060106_073555_000000362044_00049_20143_6966.N1	06-JAN-2006 07:35:55	Bright	35.500	130	23Bet Dra	2.7990	5800.0	71	20143	No
119	GOM_NL__2PRFIN20060106_074208_000000522044_00049_20143_6967.N1	06-JAN-2006 07:42:08	Bright	52.000	133	40Zet Her	2.8070	6000.0	104	20143	No
120	GOM_NL__2PRFIN20060106_074506_000000522044_00049_20143_6968.N1	06-JAN-2006 07:45:06	Bright	52.000	127	27Bet Her	2.7810	4700.0	104	20143	No
121	GOM_NL__2PRFIN20060106_075224_000000372044_00049_20143_6969.N1	06-JAN-2006 07:52:24	Bright	36.500	120	1Del Oph	2.7340	3200.0	73	20143	No
122	GOM_NL__2PRFIN20060106_075751_000000412044_00049_20143_6970.N1	06-JAN-2006 07:57:51	Tw_i_and_stray	40.500	80	7Del Sco	2.3160	30000.	81	20143	No
123	GOM_NL__2PRFIN20060106_080317_000000382044_00049_20143_6971.N1	06-JAN-2006 08:03:17	Dark	37.500	131	Gam Lup	2.8000	26000.	75	20143	No
124	GOM_NL__2PRFIN20060106_080445_000000372044_00049_20143_6972.N1	06-JAN-2006 08:04:45	Dark	37.000	109	Bet Lup	2.6770	26000.	74	20143	No
125	GOM_NL__2PRFIN20060106_080615_000000392044_00049_20143_6973.N1	06-JAN-2006 08:06:15	Dark	39.000	78	Alp Lup	2.3040	28000.	78	20143	No
126	GOM_NL__2PRFIN20060106_080915_000000452044_00050_20144_6948.N1	06-JAN-2006 08:09:15	Dark	44.500	4	Alp1Cen	-0.010000	5800.0	89	20144	No
127	GOM_NL__2PRFIN20060106_081319_000000492044_00050_20144_6949.N1	06-JAN-2006 08:13:19	Dark	49.000	12	Alp1Cru	0.77500	30000.	98	20144	No
128	GOM_NL__2PRFIN20060106_081824_000000392044_00050_20144_6950.N1	06-JAN-2006 08:18:24	Dark	38.500	29	Bet Car	1.6720	10200.	77	20144	No
129	GOM_NL__2PRFIN20060106_082000_000000422044_00050_20144_6951.N1	06-JAN-2006 08:20:00	Dark	42.000	71	lot Car	2.2460	7700.0	84	20144	No
130	GOM_NL__2PRFIN20060106_082128_000000432044_00050_20144_6952.N1	06-JAN-2006 08:21:28	Dark	42.500	41	Eps Car	1.8600	4100.0	85	20144	No
131	GOM_NL__2PRFIN20060106_082528_000000432044_00050_20144_6953.N1	06-JAN-2006 08:25:28	Dark	43.000	2	Alp Car	-0.73600	7000.0	86	20144	No
132	GOM_NL__2PRFIN20060106_083105_000000382044_00050_20144_6954.N1	06-JAN-2006 08:31:05	Straylight	38.000	108	Alp Col	2.6520	15200.	76	20144	No
133	GOM_NL__2PRFIN20060106_083510_000000412044_00050_20144_6955.N1	06-JAN-2006 08:35:10	Straylight	41.000	47	2Bet CMa	1.9760	28000.	82	20144	No
134	GOM_NL__2PRFIN20060106_083831_000000442044_00050_20144_6956.N1	06-JAN-2006 08:38:31	Straylight	43.500	7	19Bet Ori	0.10000	14000.	87	20144	No
135	GOM_NL__2PRFIN20060106_084017_000000412044_00050_20144_6957.N1	06-JAN-2006 08:40:17	Straylight	41.000	30	46Eps Ori	1.6940	30000.	82	20144	No
136	GOM_NL__2PRFIN20060106_084241_000000472044_00050_20144_6958.N1	06-JAN-2006 08:42:41	Tw_i_and_stray	46.500	14	58Alp Ori	0.87000	3000.0	93	20144	No
137	GOM_NL__2PRFIN20060106_084545_000000422044_00050_20144_6959.N1	06-JAN-2006 08:45:45	Bright	41.500	13	87Alp Tau	0.86700	3800.0	83	20144	No
138	GOM_NL__2PRFIN20060106_084845_000000352044_00050_20144_6960.N1	06-JAN-2006 08:48:45	Bright	35.000	28	12Bet Tau	1.6500	15200.	70	20144	No
139	GOM_NL__2PRFIN20060106_085007_000000352044_00050_20144_6961.N1	06-JAN-2006 08:50:07	Bright	35.000	114	3lot Aur	2.6930	4600.0	70	20144	No
140	GOM_NL__2PRFIN20060106_085243_000000342044_00050_20144_6962.N1	06-JAN-2006 08:52:43	Bright	33.500	149	45Eps Per	2.8880	30000.	67	20144	No
141	GOM_NL__2PRFIN20060106_085501_000000342044_00050_20144_6963.N1	06-JAN-2006 08:55:01	Bright	34.000	175	39Del Per	3.0100	19400.	68	20144	No
142	GOM_NL__2PRFIN20060106_090554_000000362044_00050_20144_6964.N1	06-JAN-2006 09:05:54	Bright	35.500	49	1Alp UMi	1.9900	6300.0	71	20144	No
143	GOM_NL__2PRFIN20060106_091414_000000372044_00050_20144_6965.N1	06-JAN-2006 09:14:14	Bright	37.000	119	14Eta Dra	2.7270	4700.0	74	20144	No
144	GOM_NL__2PRFIN20060106_091631_000000362044_00050_20144_6966.N1	06-JAN-2006 09:16:31	Bright	35.500	130	23Bet Dra	2.7990	5800.0	71	20144	No
145	GOM_NL__2PRFIN20060106_092244_000000342044_00050_20144_6967.N1	06-JAN-2006 09:22:44	Bright	34.000	133	40Zet Her	2.8070	6000.0	68	20144	No
146	GOM_NL__2PRFIN20060106_092542_000000342044_00050_20144_6968.N1	06-JAN-2006 09:25:42	Bright	34.000	127	27Bet Her	2.7810	4700.0	68	20144	No
147	GOM_NL__2PRFIN20060106_093300_000000352044_00050_20144_6969.N1	06-JAN-2006 09:33:00	Bright	35.000	120	1Del Oph	2.7340	3200.0	70	20144	No
148	GOM_NL__2PRFIN20060106_093827_000000392044_00050_20144_6970.N1	06-JAN-2006 09:38:27	Tw_i_and_stray	38.500	80	7Del Sco	2.3160	30000.	77	20144	No
149	GOM_NL__2PRFIN20060106_094353_000000382044_00050_20144_6971.N1	06-JAN-2006 09:43:53	Dark	37.500	131	Gam Lup	2.8000	26000.	75	20144	No
150	GOM_NL__2PRFIN20060106_094522_000000402044_00050_20144_6972.N1	06-JAN-2006 09:45:22	Dark	39.500	109	Bet Lup	2.6770	26000.	79	20144	No
151	GOM_NL__2PRFIN20060106_094651_000000432044_00050_20144_6973.N1	06-JAN-2006 09:46:51	Dark	42.500	78	Alp Lup	2.3040	28000.	85	20144	No
152	GOM_NL__2PRFIN20060106_094951_000000392044_00051_20145_6948.N1	06-JAN-2006 09:49:51	Dark	39.000	4	Alp1Cen	-0.010000	5800.0	78	20145	No
153	GOM_NL__2PRFIN20060106_095356_000000412044_00051_20145_6949.N1	06-JAN-2006 09:53:56	Dark	41.000	12	Alp1Cru	0.77500	30000.	82	20145	No
154	GOM_NL__2PRFIN20060106_095900_000000392044_00051_20145_6950.N1	06-JAN-2006 09:59:00	Dark	38.500	29	Bet Car	1.6720	10200.	77	20145	No
155	GOM_NL__2PRFIN20060106_100037_000000422044_00051_20145_6951.N1	06-JAN-2006 10:00:37	Dark	42.000	71	lot Car	2.2460	7700.0	84	20145	No
156	GOM_NL__2PRFIN20060106_100204_000000382044_00051_20145_6952.N1	06-JAN-2006 10:02:04	Dark	38.000	41	Eps Car	1.8600	4100.0	76	20145	No
157	GOM_NL__2PRFIN20060106_100604_000000452044_00051_20145_6953.N1	06-JAN-2006 10:06:04	Dark	45.000	2	Alp Car	-0.73600	7000.0	90	20145	No
158	GOM_NL__2PRFIN20060106_101141_000000372044_00051_20145_6954.N1	06-JAN-2006 10:11:41	Straylight	37.000	108	Alp Col	2.6520	15200.	74	20145	No
159	GOM_NL__2PRFIN20060106_101546_000000382044_00051_20145_6955.N1	06-JAN-2006 10:15:46	Straylight	38.000	47	2Bet CMa	1.9760	28000.	76	20145	No
160	GOM_NL__2PRFIN20060106_101907_000000452044_00051_20145_6956.N1	06-JAN-2006 10:19:07	Straylight	44.500	7	19Bet Ori	0.10000	14000.	89	20145	No

161	GOM_NL__2PRFIN20060106_102053_000000412044_00051_20145_6957.N1	06-JAN-2006 10:20:53	Straylight	40.500	30	46Eps Ori	1.6940	30000.	81	20145	No
162	GOM_NL__2PRFIN20060106_102317_000000452044_00051_20145_6958.N1	06-JAN-2006 10:23:17	Twl_and_stray	45.000	14	58Alp Ori	0.87000	3000.0	90	20145	No
163	GOM_NL__2PRFIN20060106_102622_000000372044_00051_20145_6959.N1	06-JAN-2006 10:26:22	Bright	36.500	13	87Alp Tau	0.86700	3800.0	73	20145	No
164	GOM_NL__2PRFIN20060106_102920_000000332044_00051_20145_6960.N1	06-JAN-2006 10:29:20	Bright	32.500	28	12Bet Tau	1.6500	15200.	65	20145	No
165	GOM_NL__2PRFIN20060106_103043_000000382044_00051_20145_6961.N1	06-JAN-2006 10:30:43	Bright	37.500	114	3lot Aur	2.6930	4600.0	75	20145	No
166	GOM_NL__2PRFIN20060106_103319_000000342044_00051_20145_6962.N1	06-JAN-2006 10:33:19	Bright	34.000	149	45Eps Per	2.8880	30000.	68	20145	No
167	GOM_NL__2PRFIN20060106_103537_000000342044_00051_20145_6963.N1	06-JAN-2006 10:35:37	Bright	34.000	175	39Del Per	3.0100	19400.	68	20145	No
168	GOM_NL__2PRFIN20060106_104629_000000362044_00051_20145_6964.N1	06-JAN-2006 10:46:29	Bright	36.000	49	1Alp UMi	1.9900	6300.0	72	20145	No
169	GOM_NL__2PRFIN20060106_105450_000000382044_00051_20145_6965.N1	06-JAN-2006 10:54:50	Bright	37.500	119	14Eta Dra	2.7270	4700.0	75	20145	No
170	GOM_NL__2PRFIN20060106_105707_000000342044_00051_20145_6966.N1	06-JAN-2006 10:57:07	Bright	34.000	130	23Bet Dra	2.7990	5800.0	68	20145	No
171	GOM_NL__2PRFIN20060106_110320_000000342044_00051_20145_6967.N1	06-JAN-2006 11:03:20	Bright	33.500	133	40Zet Her	2.8070	6000.0	67	20145	No
172	GOM_NL__2PRFIN20060106_110618_000000352044_00051_20145_6968.N1	06-JAN-2006 11:06:18	Bright	35.000	127	27Bet Her	2.7810	4700.0	70	20145	No
173	GOM_NL__2PRFIN20060106_111336_000000362044_00051_20145_6969.N1	06-JAN-2006 11:13:36	Bright	35.500	120	1Del Oph	2.7340	3200.0	71	20145	No
174	GOM_NL__2PRFIN20060106_111903_000000422044_00051_20145_6970.N1	06-JAN-2006 11:19:03	Twl_and_stray	41.500	80	7Del Sco	2.3160	30000.	83	20145	No
175	GOM_NL__2PRFIN20060106_112429_000000372044_00051_20145_6971.N1	06-JAN-2006 11:24:29	Dark	37.000	131	Gam Lup	2.8000	26000.	74	20145	No
176	GOM_NL__2PRFIN20060106_112558_000000392044_00051_20145_6972.N1	06-JAN-2006 11:25:58	Dark	38.500	109	Bet Lup	2.6770	26000.	77	20145	No
177	GOM_NL__2PRFIN20060106_112728_000000382044_00051_20145_6973.N1	06-JAN-2006 11:27:28	Dark	37.500	78	Alp Lup	2.3040	28000.	75	20145	No
178	GOM_NL__2PRFIN20060106_113027_000000462044_00052_20146_6948.N1	06-JAN-2006 11:30:27	Dark	45.500	4	Alp1Cen	-0.010000	5800.0	91	20146	No
179	GOM_NL__2PRFIN20060106_113432_000000442044_00052_20146_6949.N1	06-JAN-2006 11:34:32	Dark	44.000	12	Alp1Cru	0.77500	30000.	88	20146	No
180	GOM_NL__2PRFIN20060106_113937_000000382044_00052_20146_6950.N1	06-JAN-2006 11:39:37	Dark	37.500	29	Bet Car	1.6720	10200.	75	20146	No
181	GOM_NL__2PRFIN20060106_114113_000000392044_00052_20146_6951.N1	06-JAN-2006 11:41:13	Dark	39.000	71	lot Car	2.2460	7700.0	78	20146	No
182	GOM_NL__2PRFIN20060106_114241_000000402044_00052_20146_6952.N1	06-JAN-2006 11:42:41	Dark	39.500	41	Eps Car	1.8600	4100.0	79	20146	No
183	GOM_NL__2PRFIN20060106_114640_000000452044_00052_20146_6953.N1	06-JAN-2006 11:46:40	Dark	44.500	2	Alp Car	-0.73600	7000.0	89	20146	No
184	GOM_NL__2PRFIN20060106_115217_000000382044_00052_20146_6954.N1	06-JAN-2006 11:52:17	Straylight	37.500	108	Alp Col	2.6520	15200.	75	20146	No
185	GOM_NL__2PRFIN20060106_115622_000000432044_00052_20146_6955.N1	06-JAN-2006 11:56:22	Straylight	42.500	47	2Bet CMa	1.9760	28000.	85	20146	No
186	GOM_NL__2PRFIN20060106_115943_000000452044_00052_20146_6956.N1	06-JAN-2006 11:59:43	Straylight	45.000	7	19Bet Ori	0.10000	14000.	90	20146	No
187	GOM_NL__2PRFIN20060106_120129_000000412044_00052_20146_6957.N1	06-JAN-2006 12:01:29	Straylight	40.500	30	46Eps Ori	1.6940	30000.	81	20146	No
188	GOM_NL__2PRFIN20060106_120353_000000462044_00052_20146_6958.N1	06-JAN-2006 12:03:53	Twl_and_stray	45.500	14	58Alp Ori	0.87000	3000.0	91	20146	No
189	GOM_NL__2PRFIN20060106_120658_000000392044_00052_20146_6959.N1	06-JAN-2006 12:06:58	Bright	39.000	13	87Alp Tau	0.86700	3800.0	78	20146	No
190	GOM_NL__2PRFIN20060106_120956_000000372044_00052_20146_6960.N1	06-JAN-2006 12:09:56	Bright	37.000	28	12Bet Tau	1.6500	15200.	74	20146	No
191	GOM_NL__2PRFIN20060106_121119_000000362044_00052_20146_6961.N1	06-JAN-2006 12:11:19	Bright	36.000	114	3lot Aur	2.6930	4600.0	72	20146	No
192	GOM_NL__2PRFIN20060106_121355_000000352044_00052_20146_6962.N1	06-JAN-2006 12:13:55	Bright	34.500	149	45Eps Per	2.8880	30000.	69	20146	No
193	GOM_NL__2PRFIN20060106_121613_000000352044_00052_20146_6963.N1	06-JAN-2006 12:16:13	Bright	34.500	175	39Del Per	3.0100	19400.	69	20146	No
194	GOM_NL__2PRFIN20060106_122705_000000352044_00052_20146_6964.N1	06-JAN-2006 12:27:05	Bright	35.000	49	1Alp UMi	1.9900	6300.0	70	20146	No
195	GOM_NL__2PRFIN20060106_123526_000000372044_00052_20146_6965.N1	06-JAN-2006 12:35:26	Bright	36.500	119	14Eta Dra	2.7270	4700.0	73	20146	No
196	GOM_NL__2PRFIN20060106_123743_000000352044_00052_20146_6966.N1	06-JAN-2006 12:37:43	Bright	34.500	130	23Bet Dra	2.7990	5800.0	69	20146	No
197	GOM_NL__2PRFIN20060106_124356_000000342044_00052_20146_6967.N1	06-JAN-2006 12:43:56	Bright	33.500	133	40Zet Her	2.8070	6000.0	67	20146	No
198	GOM_NL__2PRFIN20060106_124655_000000352044_00052_20146_6968.N1	06-JAN-2006 12:46:55	Bright	34.500	127	27Bet Her	2.7810	4700.0	69	20146	No
199	GOM_NL__2PRFIN20060106_125412_000000362044_00052_20146_6969.N1	06-JAN-2006 12:54:12	Bright	36.000	120	1Del Oph	2.7340	3200.0	72	20146	No
200	GOM_NL__2PRFIN20060106_125939_000000402044_00052_20146_6970.N1	06-JAN-2006 12:59:39	Twl_and_stray	40.000	80	7Del Sco	2.3160	30000.	80	20146	No
201	GOM_NL__2PRFIN20060106_130505_000000382044_00052_20146_6971.N1	06-JAN-2006 13:05:05	Dark	38.000	131	Gam Lup	2.8000	26000.	76	20146	No
202	GOM_NL__2PRFIN20060106_130634_000000402044_00052_20146_6972.N1	06-JAN-2006 13:06:34	Dark	39.500	109	Bet Lup	2.6770	26000.	79	20146	No
203	GOM_NL__2PRFIN20060106_130804_000000412044_00052_20146_6973.N1	06-JAN-2006 13:08:04	Dark	40.500	78	Alp Lup	2.3040	28000.	81	20146	No
204	GOM_NL__2PRFIN20060106_131103_000000412044_00053_20147_6948.N1	06-JAN-2006 13:11:03	Dark	40.500	4	Alp1Cen	-0.010000	5800.0	81	20147	No
205	GOM_NL__2PRFIN20060106_131508_000000412044_00053_20147_6949.N1	06-JAN-2006 13:15:08	Dark	41.000	12	Alp1Cru	0.77500	30000.	82	20147	No
206	GOM_NL__2PRFIN20060106_132013_000000402044_00053_20147_6950.N1	06-JAN-2006 13:20:13	Dark	39.500	29	Bet Car	1.6720	10200.	79	20147	No
207	GOM_NL__2PRFIN20060106_132150_000000402044_00053_20147_6951.N1	06-JAN-2006 13:21:50	Dark	40.000	71	lot Car	2.2460	7700.0	80	20147	No
208	GOM_NL__2PRFIN20060106_132317_000000392044_00053_20147_6952.N1	06-JAN-2006 13:23:17	Dark	39.000	41	Eps Car	1.8600	4100.0	78	20147	No
209	GOM_NL__2PRFIN20060106_132716_000000522044_00053_20147_6953.N1	06-JAN-2006 13:27:16	Dark	52.000	2	Alp Car	-0.73600	7000.0	104	20147	No
210	GOM_NL__2PRFIN20060106_133253_000000392044_00053_20147_6954.N1	06-JAN-2006 13:32:53	Straylight	38.500	108	Alp Col	2.6520	15200.	77	20147	No
211	GOM_NL__2PRFIN20060106_133658_000000422044_00053_20147_6955.N1	06-JAN-2006 13:36:58	Straylight	41.500	47	2Bet CMa	1.9760	28000.	83	20147	No
212	GOM_NL__2PRFIN20060106_134019_000000442044_00053_20147_6956.N1	06-JAN-2006 13:40:19	Straylight	44.000	7	19Bet Ori	0.10000	14000.	88	20147	No
213	GOM_NL__2PRFIN20060106_134205_000000422044_00053_20147_6957.N1	06-JAN-2006 13:42:05	Straylight	41.500	30	46Eps Ori	1.6940	30000.	83	20147	No
214	GOM_NL__2PRFIN20060106_134428_000000472044_00053_20147_6958.N1	06-JAN-2006 13:44:28	Twl_and_stray	47.000	14	58Alp Ori	0.87000	3000.0	94	20147	No
215	GOM_NL__2PRFIN20060106_134734_000000442044_00053_20147_6959.N1	06-JAN-2006 13:47:34	Bright	44.000	13	87Alp Tau	0.86700	3800.0	88	20147	No
216	GOM_NL__2PRFIN20060106_135032_000000372044_00053_20147_6960.N1	06-JAN-2006 13:50:32	Bright	37.000	28	12Bet Tau	1.6500	15200.	74	20147	No
217	GOM_NL__2PRFIN20060106_135155_000000382044_00053_20147_6961.N1	06-JAN-2006 13:51:55	Bright	38.000	114	3lot Aur	2.6930	4600.0	76	20147	No
218	GOM_NL__2PRFIN20060106_135431_000000342044_00053_20147_6962.N1	06-JAN-2006 13:54:31	Bright	34.000	149	45Eps Per	2.8880	30000.	68	20147	No
219	GOM_NL__2PRFIN20060106_135649_000000362044_00053_20147_6963.N1	06-JAN-2006 13:56:49	Bright	36.000	175	39Del Per	3.0100	19400.	72	20147	No

220	GOM_NL__2PRFIN20060106_140741_000000352044_00053_20147_6964.N1	06-JAN-2006 14:07:41	Bright	35.000	49	1Alp UMi	1.9900	6300.0	70	20147	No
221	GOM_NL__2PRFIN20060106_141602_000000362044_00053_20147_6965.N1	06-JAN-2006 14:16:02	Bright	36.000	119	14Eta Dra	2.7270	4700.0	72	20147	No
222	GOM_NL__2PRFIN20060106_141819_000000362044_00053_20147_6966.N1	06-JAN-2006 14:18:19	Bright	35.500	130	23Bet Dra	2.7990	5800.0	71	20147	No
223	GOM_NL__2PRFIN20060106_142432_000000342044_00053_20147_6967.N1	06-JAN-2006 14:24:32	Bright	33.500	133	40Zet Her	2.8070	6000.0	67	20147	No
224	GOM_NL__2PRFIN20060106_142731_000000352044_00053_20147_6968.N1	06-JAN-2006 14:27:31	Bright	34.500	127	27Bet Her	2.7810	4700.0	69	20147	No
225	GOM_NL__2PRFIN20060106_143449_000000352044_00053_20147_6969.N1	06-JAN-2006 14:34:49	Bright	35.000	120	1Del Oph	2.7340	3200.0	70	20147	No
226	GOM_NL__2PRFIN20060106_144016_000000432044_00053_20147_6970.N1	06-JAN-2006 14:40:16	Tw_i_and_stray	43.000	80	7Del Sco	2.3160	30000.	86	20147	No
227	GOM_NL__2PRFIN20060106_144542_000000362044_00053_20147_6971.N1	06-JAN-2006 14:45:42	Dark	36.000	131	Gam Lup	2.8000	26000.	72	20147	No
228	GOM_NL__2PRFIN20060106_144711_000000402044_00053_20147_6972.N1	06-JAN-2006 14:47:11	Dark	40.000	109	Bet Lup	2.6770	26000.	80	20147	No
229	GOM_NL__2PRFIN20060106_144840_000000382044_00053_20147_6973.N1	06-JAN-2006 14:48:40	Dark	37.500	78	Alp Lup	2.3040	28000.	75	20147	No
230	GOM_NL__2PRFIN20060106_145140_000000512044_00054_20148_6949.N1	06-JAN-2006 14:51:40	Dark	51.000	4	Alp1Cen	-0.010000	5800.0	102	20148	No
231	GOM_NL__2PRFIN20060106_145545_000000422044_00054_20148_6950.N1	06-JAN-2006 14:55:45	Dark	41.500	12	Alp1Cru	0.77500	30000.	83	20148	No
232	GOM_NL__2PRFIN20060106_150049_000000382044_00054_20148_6951.N1	06-JAN-2006 15:00:49	Dark	37.500	29	Bet Car	1.6720	10200.	75	20148	No
233	GOM_NL__2PRFIN20060106_150226_000000402044_00054_20148_6952.N1	06-JAN-2006 15:02:26	Dark	40.000	71	lot Car	2.2460	7700.0	80	20148	No
234	GOM_NL__2PRFIN20060106_150353_000000502044_00054_20148_6953.N1	06-JAN-2006 15:03:53	Dark	50.000	41	Eps Car	1.8600	4100.0	100	20148	No
235	GOM_NL__2PRFIN20060106_150752_000000452044_00054_20148_6954.N1	06-JAN-2006 15:07:52	Dark	44.500	2	Alp Car	-0.73600	7000.0	89	20148	No
236	GOM_NL__2PRFIN20060106_151329_000000402044_00054_20148_6955.N1	06-JAN-2006 15:13:29	Straylight	40.000	108	Alp Col	2.6520	15200.	80	20148	No
237	GOM_NL__2PRFIN20060106_151734_000000432044_00054_20148_6956.N1	06-JAN-2006 15:17:34	Straylight	43.000	47	2Bet CMa	1.9760	28000.	86	20148	No
238	GOM_NL__2PRFIN20060106_152055_000000452044_00054_20148_6957.N1	06-JAN-2006 15:20:55	Straylight	45.000	7	19Bet Ori	0.10000	14000.	90	20148	No
239	GOM_NL__2PRFIN20060106_152241_000000402044_00054_20148_6958.N1	06-JAN-2006 15:22:41	Straylight	40.000	30	46Eps Ori	1.6940	30000.	80	20148	No
240	GOM_NL__2PRFIN20060106_152504_000000482044_00054_20148_6959.N1	06-JAN-2006 15:25:04	Tw_i_and_stray	47.500	14	58Alp Ori	0.87000	3000.0	95	20148	No
241	GOM_NL__2PRFIN20060106_152810_000000522044_00054_20148_6960.N1	06-JAN-2006 15:28:10	Bright	52.000	13	87Alp Tau	0.86700	3800.0	104	20148	No
242	GOM_NL__2PRFIN20060106_153108_000000372044_00054_20148_6961.N1	06-JAN-2006 15:31:08	Bright	37.000	28	12Bet Tau	1.6500	15200.	74	20148	No
243	GOM_NL__2PRFIN20060106_153231_000000392044_00054_20148_6962.N1	06-JAN-2006 15:32:31	Bright	38.500	114	3lot Aur	2.6930	4600.0	77	20148	No
244	GOM_NL__2PRFIN20060106_153507_000000342044_00054_20148_6963.N1	06-JAN-2006 15:35:07	Bright	34.000	149	45Eps Per	2.8880	30000.	68	20148	No
245	GOM_NL__2PRFIN20060106_153726_000000342044_00054_20148_6964.N1	06-JAN-2006 15:37:26	Bright	33.500	175	39Del Per	3.0100	19400.	67	20148	No
246	GOM_NL__2PRFIN20060106_154817_000000352044_00054_20148_6965.N1	06-JAN-2006 15:48:17	Bright	34.500	49	1Alp UMi	1.9900	6300.0	69	20148	No
247	GOM_NL__2PRFIN20060106_155638_000000372044_00054_20148_6966.N1	06-JAN-2006 15:56:38	Bright	36.500	119	14Eta Dra	2.7270	4700.0	73	20148	No
248	GOM_NL__2PRFIN20060106_155855_000000362044_00054_20148_6967.N1	06-JAN-2006 15:58:55	Bright	35.500	130	23Bet Dra	2.7990	5800.0	71	20148	No
249	GOM_NL__2PRFIN20060106_160508_000000342044_00054_20148_6968.N1	06-JAN-2006 16:05:08	Bright	34.000	133	40Zet Her	2.8070	6000.0	68	20148	No
250	GOM_NL__2PRFIN20060106_160807_000000342044_00054_20148_6969.N1	06-JAN-2006 16:08:07	Bright	34.000	127	27Bet Her	2.7810	4700.0	68	20148	No
251	GOM_NL__2PRFIN20060106_161525_000000362044_00054_20148_6970.N1	06-JAN-2006 16:15:25	Bright	35.500	120	1Del Oph	2.7340	3200.0	71	20148	No
252	GOM_NL__2PRFIN20060106_162052_000000432044_00054_20148_6971.N1	06-JAN-2006 16:20:52	Tw_i_and_stray	43.000	80	7Del Sco	2.3160	30000.	86	20148	No
253	GOM_NL__2PRFIN20060106_162618_000000382044_00054_20148_6972.N1	06-JAN-2006 16:26:18	Dark	37.500	131	Gam Lup	2.8000	26000.	75	20148	No
254	GOM_NL__2PRFIN20060106_162747_000000392044_00054_20148_6973.N1	06-JAN-2006 16:27:47	Dark	38.500	109	Bet Lup	2.6770	26000.	77	20148	No
255	GOM_NL__2PRFIN20060106_162917_000000422044_00054_20148_6974.N1	06-JAN-2006 16:29:17	Dark	42.000	78	Alp Lup	2.3040	28000.	84	20148	No
256	GOM_NL__2PRFIN20060106_163216_000000532044_00055_20149_6953.N1	06-JAN-2006 16:32:16	Dark	52.500	4	Alp1Cen	-0.010000	5800.0	105	20149	No
257	GOM_NL__2PRFIN20060106_163621_000000422044_00055_20149_6954.N1	06-JAN-2006 16:36:21	Dark	41.500	12	Alp1Cru	0.77500	30000.	83	20149	No
258	GOM_NL__2PRFIN20060106_164125_000000382044_00055_20149_6955.N1	06-JAN-2006 16:41:25	Dark	38.000	29	Bet Car	1.6720	10200.	76	20149	No
259	GOM_NL__2PRFIN20060106_164302_000000382044_00055_20149_6956.N1	06-JAN-2006 16:43:02	Dark	38.000	71	lot Car	2.2460	7700.0	76	20149	No
260	GOM_NL__2PRFIN20060106_164430_000000442044_00055_20149_6957.N1	06-JAN-2006 16:44:30	Dark	43.500	41	Eps Car	1.8600	4100.0	87	20149	No
261	GOM_NL__2PRFIN20060106_164828_000000492044_00055_20149_6958.N1	06-JAN-2006 16:48:28	Dark	48.500	2	Alp Car	-0.73600	7000.0	97	20149	No
262	GOM_NL__2PRFIN20060106_165406_000000402044_00055_20149_6959.N1	06-JAN-2006 16:54:06	Straylight	39.500	108	Alp Col	2.6520	15200.	79	20149	No
263	GOM_NL__2PRFIN20060106_165810_000000432044_00055_20149_6960.N1	06-JAN-2006 16:58:10	Straylight	43.000	47	2Bet CMa	1.9760	28000.	86	20149	No
264	GOM_NL__2PRFIN20060106_170131_000000422044_00055_20149_6961.N1	06-JAN-2006 17:01:31	Straylight	42.000	7	19Bet Ori	0.10000	14000.	84	20149	No
265	GOM_NL__2PRFIN20060106_170317_000000392044_00055_20149_6962.N1	06-JAN-2006 17:03:17	Straylight	39.000	30	46Eps Ori	1.6940	30000.	78	20149	No
266	GOM_NL__2PRFIN20060106_170540_000000532044_00055_20149_6963.N1	06-JAN-2006 17:05:40	Tw_i_and_stray	53.000	14	58Alp Ori	0.87000	3000.0	106	20149	No
267	GOM_NL__2PRFIN20060106_170846_000000442044_00055_20149_6964.N1	06-JAN-2006 17:08:46	Bright	44.000	13	87Alp Tau	0.86700	3800.0	88	20149	No
268	GOM_NL__2PRFIN20060106_171144_000000392044_00055_20149_6965.N1	06-JAN-2006 17:11:44	Bright	38.500	28	12Bet Tau	1.6500	15200.	77	20149	No
269	GOM_NL__2PRFIN20060106_171307_000000382044_00055_20149_6966.N1	06-JAN-2006 17:13:07	Bright	37.500	114	3lot Aur	2.6930	4600.0	75	20149	No
270	GOM_NL__2PRFIN20060106_171544_000000352044_00055_20149_6967.N1	06-JAN-2006 17:15:44	Bright	35.000	149	45Eps Per	2.8880	30000.	70	20149	No
271	GOM_NL__2PRFIN20060106_171802_000000352044_00055_20149_6968.N1	06-JAN-2006 17:18:02	Bright	34.500	175	39Del Per	3.0100	19400.	69	20149	No
272	GOM_NL__2PRFIN20060106_172853_000000362044_00055_20149_6969.N1	06-JAN-2006 17:28:53	Bright	35.500	49	1Alp UMi	1.9900	6300.0	71	20149	No
273	GOM_NL__2PRFIN20060106_173713_000000362044_00055_20149_6970.N1	06-JAN-2006 17:37:13	Bright	36.000	119	14Eta Dra	2.7270	4700.0	72	20149	No
274	GOM_NL__2PRFIN20060106_173931_000000342044_00055_20149_6971.N1	06-JAN-2006 17:39:31	Bright	34.000	130	23Bet Dra	2.7990	5800.0	68	20149	No
275	GOM_NL__2PRFIN20060106_174544_000000522044_00055_20149_6972.N1	06-JAN-2006 17:45:44	Bright	52.000	133	40Zet Her	2.8070	6000.0	104	20149	No
276	GOM_NL__2PRFIN20060106_174843_000000352044_00055_20149_6973.N1	06-JAN-2006 17:48:43	Bright	34.500	127	27Bet Her	2.7810	4700.0	69	20149	No
277	GOM_NL__2PRFIN20060106_175601_000000362044_00055_20149_6974.N1	06-JAN-2006 17:56:01	Bright	35.500	120	1Del Oph	2.7340	3200.0	71	20149	No
278	GOM_NL__2PRFIN20060106_180128_000000442044_00055_20149_6975.N1	06-JAN-2006 18:01:28	Tw_i_and_stray	44.000	80	7Del Sco	2.3160	30000.	88	20149	No

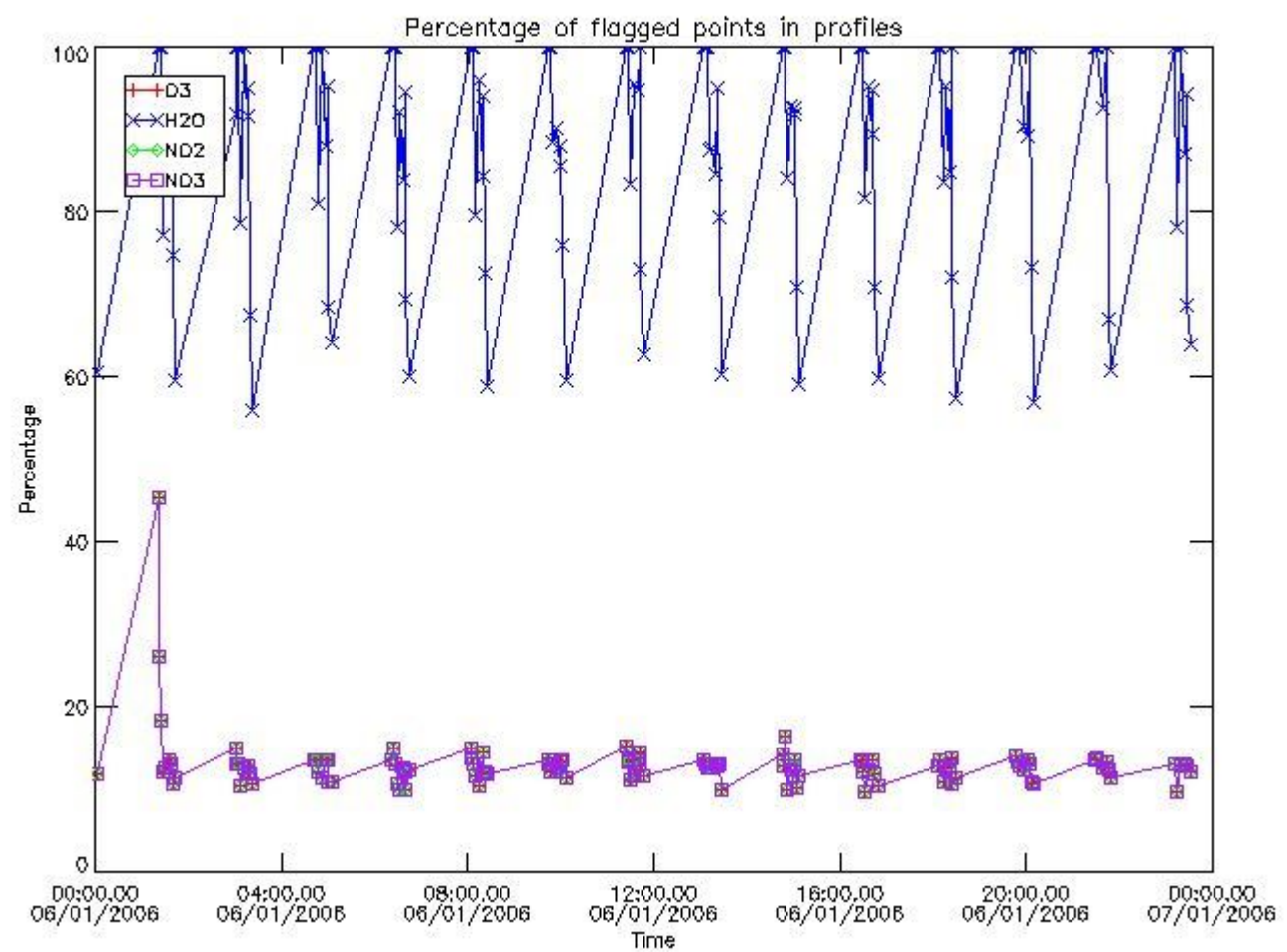
279	GOM_NL__2PRFIN20060106_180654_000000402044_00055_20149_6976.N1	06-JAN-2006 18:06:54	Dark	40.000	131	Gam Lup	2.8000	26000.	80	20149	No
280	GOM_NL__2PRFIN20060106_180824_000000382044_00055_20149_6977.N1	06-JAN-2006 18:08:24	Dark	37.500	109	Bet Lup	2.6770	26000.	75	20149	No
281	GOM_NL__2PRFIN20060106_180953_000000382044_00055_20149_6978.N1	06-JAN-2006 18:09:53	Dark	37.500	78	Alp Lup	2.3040	28000.	75	20149	No
282	GOM_NL__2PRFIN20060106_181252_000000472044_00056_20150_7032.N1	06-JAN-2006 18:12:52	Dark	46.500	4	Alp1Cen	-0.010000	5800.0	93	20150	No
283	GOM_NL__2PRFIN20060106_181658_000000412044_00056_20150_7033.N1	06-JAN-2006 18:16:58	Dark	41.000	12	Alp1Cru	0.77500	30000.	82	20150	No
284	GOM_NL__2PRFIN20060106_182202_000000402044_00056_20150_7034.N1	06-JAN-2006 18:22:02	Dark	40.000	29	Bet Car	1.6720	10200.	80	20150	No
285	GOM_NL__2PRFIN20060106_182339_000000412044_00056_20150_7035.N1	06-JAN-2006 18:23:39	Dark	40.500	71	lot Car	2.2460	7700.0	81	20150	No
286	GOM_NL__2PRFIN20060106_182506_000000532044_00056_20150_7036.N1	06-JAN-2006 18:25:06	Dark	52.500	41	Eps Car	1.8600	4100.0	105	20150	No
287	GOM_NL__2PRFIN20060106_182904_000000452044_00056_20150_7037.N1	06-JAN-2006 18:29:04	Dark	44.500	2	Alp Car	-0.73600	7000.0	89	20150	No
288	GOM_NL__2PRFIN20060106_183442_000000392044_00056_20150_7038.N1	06-JAN-2006 18:34:42	Straylight	39.000	108	Alp Col	2.6520	15200.	78	20150	No
289	GOM_NL__2PRFIN20060106_183847_000000402044_00056_20150_7039.N1	06-JAN-2006 18:38:47	Straylight	39.500	47	2Bet CMa	1.9760	28000.	79	20150	No
290	GOM_NL__2PRFIN20060106_184207_000000492044_00056_20150_7040.N1	06-JAN-2006 18:42:07	Straylight	49.000	7	19Bet Ori	0.10000	14000.	98	20150	No
291	GOM_NL__2PRFIN20060106_184353_000000412044_00056_20150_7041.N1	06-JAN-2006 18:43:53	Straylight	41.000	30	46Eps Ori	1.6940	30000.	82	20150	No
292	GOM_NL__2PRFIN20060106_184616_000000532044_00056_20150_7042.N1	06-JAN-2006 18:46:16	Tw_i_and_stray	53.000	14	58Alp Ori	0.87000	3000.0	106	20150	No
293	GOM_NL__2PRFIN20060106_184922_000000432044_00056_20150_7043.N1	06-JAN-2006 18:49:22	Bright	43.000	13	87Alp Tau	0.86700	3800.0	86	20150	No
294	GOM_NL__2PRFIN20060106_185220_000000362044_00056_20150_7044.N1	06-JAN-2006 18:52:20	Bright	35.500	28	12Bet Tau	1.6500	15200.	71	20150	No
295	GOM_NL__2PRFIN20060106_185343_000000362044_00056_20150_7045.N1	06-JAN-2006 18:53:43	Bright	36.000	114	3lot Aur	2.6930	4600.0	72	20150	No
296	GOM_NL__2PRFIN20060106_185620_000000342044_00056_20150_7046.N1	06-JAN-2006 18:56:20	Bright	34.000	149	45Eps Per	2.8880	30000.	68	20150	No
297	GOM_NL__2PRFIN20060106_185838_000000352044_00056_20150_7047.N1	06-JAN-2006 18:58:38	Bright	35.000	175	39Del Per	3.0100	19400.	70	20150	No
298	GOM_NL__2PRFIN20060106_190929_000000372044_00056_20150_7048.N1	06-JAN-2006 19:09:29	Bright	36.500	49	1Alp UMi	1.9900	6300.0	73	20150	No
299	GOM_NL__2PRFIN20060106_191749_000000362044_00056_20150_7049.N1	06-JAN-2006 19:17:49	Bright	36.000	119	14Eta Dra	2.7270	4700.0	72	20150	No
300	GOM_NL__2PRFIN20060106_192007_000000342044_00056_20150_7050.N1	06-JAN-2006 19:20:07	Bright	33.500	130	23Bet Dra	2.7990	5800.0	67	20150	No
301	GOM_NL__2PRFIN20060106_192620_000000352044_00056_20150_7051.N1	06-JAN-2006 19:26:20	Bright	35.000	133	40Zet Her	2.8070	6000.0	70	20150	No
302	GOM_NL__2PRFIN20060106_192919_000000352044_00056_20150_7052.N1	06-JAN-2006 19:29:19	Bright	34.500	127	27Bet Her	2.7810	4700.0	69	20150	No
303	GOM_NL__2PRFIN20060106_193637_000000362044_00056_20150_7053.N1	06-JAN-2006 19:36:37	Bright	36.000	120	1Del Oph	2.7340	3200.0	72	20150	No
304	GOM_NL__2PRFIN20060106_194205_000000412044_00056_20150_7054.N1	06-JAN-2006 19:42:05	Tw_i_and_stray	40.500	80	7Del Sco	2.3160	30000.	81	20150	No
305	GOM_NL__2PRFIN20060106_194731_000000372044_00056_20150_7055.N1	06-JAN-2006 19:47:31	Dark	36.500	131	Gam Lup	2.8000	26000.	73	20150	No
306	GOM_NL__2PRFIN20060106_194900_000000392044_00056_20150_7056.N1	06-JAN-2006 19:49:00	Dark	38.500	109	Bet Lup	2.6770	26000.	77	20150	No
307	GOM_NL__2PRFIN20060106_195030_000000442044_00056_20150_7057.N1	06-JAN-2006 19:50:30	Dark	43.500	78	Alp Lup	2.3040	28000.	87	20150	No
308	GOM_NL__2PRFIN20060106_195734_000000422044_00057_20151_7033.N1	06-JAN-2006 19:57:34	Dark	41.500	12	Alp1Cru	0.77500	30000.	83	20151	No
309	GOM_NL__2PRFIN20060106_200238_000000382044_00057_20151_7034.N1	06-JAN-2006 20:02:38	Dark	37.500	29	Bet Car	1.6720	10200.	75	20151	No
310	GOM_NL__2PRFIN20060106_200415_000000402044_00057_20151_7035.N1	06-JAN-2006 20:04:15	Dark	39.500	71	lot Car	2.2460	7700.0	79	20151	No
311	GOM_NL__2PRFIN20060106_200542_000000472044_00057_20151_7036.N1	06-JAN-2006 20:05:42	Dark	47.000	41	Eps Car	1.8600	4100.0	94	20151	No
312	GOM_NL__2PRFIN20060106_200941_000000482044_00057_20151_7037.N1	06-JAN-2006 20:09:41	Dark	48.000	2	Alp Car	-0.73600	7000.0	96	20151	No
313	GOM_NL__2PRFIN20060106_201518_000000392044_00057_20151_7038.N1	06-JAN-2006 20:15:18	Straylight	38.500	108	Alp Col	2.6520	15200.	77	20151	No
314	GOM_NL__2PRFIN20060106_201923_000000352044_00057_20151_7039.N1	06-JAN-2006 20:19:23	Straylight	34.500	47	2Bet CMa	1.9760	28000.	69	20151	No
315	GOM_NL__2PRFIN20060106_202243_000000472044_00057_20151_7040.N1	06-JAN-2006 20:22:43	Straylight	46.500	7	19Bet Ori	0.10000	14000.	93	20151	No
316	GOM_NL__2PRFIN20060106_202429_000000392044_00057_20151_7041.N1	06-JAN-2006 20:24:29	Straylight	38.500	30	46Eps Ori	1.6940	30000.	77	20151	No
317	GOM_NL__2PRFIN20060106_202652_000000532044_00057_20151_7042.N1	06-JAN-2006 20:26:52	Tw_i_and_stray	53.000	14	58Alp Ori	0.87000	3000.0	106	20151	No
318	GOM_NL__2PRFIN20060106_202958_000000452044_00057_20151_7043.N1	06-JAN-2006 20:29:58	Bright	45.000	13	87Alp Tau	0.86700	3800.0	90	20151	No
319	GOM_NL__2PRFIN20060106_203256_000000382044_00057_20151_7044.N1	06-JAN-2006 20:32:56	Bright	37.500	28	12Bet Tau	1.6500	15200.	75	20151	No
320	GOM_NL__2PRFIN20060106_203419_000000362044_00057_20151_7045.N1	06-JAN-2006 20:34:19	Bright	35.500	114	3lot Aur	2.6930	4600.0	71	20151	No
321	GOM_NL__2PRFIN20060106_203656_000000342044_00057_20151_7046.N1	06-JAN-2006 20:36:56	Bright	33.500	149	45Eps Per	2.8880	30000.	67	20151	No
322	GOM_NL__2PRFIN20060106_203914_000000352044_00057_20151_7047.N1	06-JAN-2006 20:39:14	Bright	34.500	175	39Del Per	3.0100	19400.	69	20151	No
323	GOM_NL__2PRFIN20060106_205005_000000362044_00057_20151_7048.N1	06-JAN-2006 20:50:05	Bright	36.000	49	1Alp UMi	1.9900	6300.0	72	20151	No
324	GOM_NL__2PRFIN20060106_205825_000000372044_00057_20151_7049.N1	06-JAN-2006 20:58:25	Bright	36.500	119	14Eta Dra	2.7270	4700.0	73	20151	No
325	GOM_NL__2PRFIN20060106_210043_000000372044_00057_20151_7050.N1	06-JAN-2006 21:00:43	Bright	36.500	130	23Bet Dra	2.7990	5800.0	73	20151	No
326	GOM_NL__2PRFIN20060106_210656_000000342044_00057_20151_7051.N1	06-JAN-2006 21:06:56	Bright	34.000	133	40Zet Her	2.8070	6000.0	68	20151	No
327	GOM_NL__2PRFIN20060106_210955_000000342044_00057_20151_7052.N1	06-JAN-2006 21:09:55	Bright	34.000	127	27Bet Her	2.7810	4700.0	68	20151	No
328	GOM_NL__2PRFIN20060106_211714_000000352044_00057_20151_7053.N1	06-JAN-2006 21:17:14	Bright	35.000	120	1Del Oph	2.7340	3200.0	70	20151	No
329	GOM_NL__2PRFIN20060106_212241_000000432044_00057_20151_7054.N1	06-JAN-2006 21:22:41	Tw_i_and_stray	42.500	80	7Del Sco	2.3160	30000.	85	20151	No
330	GOM_NL__2PRFIN20060106_212937_000000382044_00057_20151_7055.N1	06-JAN-2006 21:29:37	Dark	37.500	109	Bet Lup	2.6770	26000.	75	20151	No
331	GOM_NL__2PRFIN20060106_213106_000000412044_00057_20151_7056.N1	06-JAN-2006 21:31:06	Dark	41.000	78	Alp Lup	2.3040	28000.	82	20151	No
332	GOM_NL__2PRFIN20060106_213811_000000412044_00058_20152_7036.N1	06-JAN-2006 21:38:11	Dark	41.000	12	Alp1Cru	0.77500	30000.	82	20152	No
333	GOM_NL__2PRFIN20060106_214314_000000392044_00058_20152_7037.N1	06-JAN-2006 21:43:14	Dark	38.500	29	Bet Car	1.6720	10200.	77	20152	No
334	GOM_NL__2PRFIN20060106_214452_000000412044_00058_20152_7038.N1	06-JAN-2006 21:44:52	Dark	41.000	71	lot Car	2.2460	7700.0	82	20152	No
335	GOM_NL__2PRFIN20060106_214619_000000462044_00058_20152_7039.N1	06-JAN-2006 21:46:19	Dark	46.000	41	Eps Car	1.8600	4100.0	92	20152	No
336	GOM_NL__2PRFIN20060106_215017_000000452044_00058_20152_7040.N1	06-JAN-2006 21:50:17	Dark	45.000	2	Alp Car	-0.73600	7000.0	90	20152	No
337	GOM_NL__2PRFIN20060106_215554_000000372044_00058_20152_7041.N1	06-JAN-2006 21:55:54	Straylight	37.000	108	Alp Col	2.6520	15200.	74	20152	No

338	GOM_NL__2PRFIN20060106_215959_000000352044_00058_20152_7042.N1	06-JAN-2006 21:59:59	Straylight	35.000	47	2Bet CMa	1.9760	28000.	70	20152	No
339	GOM_NL__2PRFIN20060106_220319_000000452044_00058_20152_7043.N1	06-JAN-2006 22:03:19	Straylight	45.000	7	19Bet Ori	0.10000	14000.	90	20152	No
340	GOM_NL__2PRFIN20060106_220505_000000392044_00058_20152_7044.N1	06-JAN-2006 22:05:05	Straylight	39.000	30	46Eps Ori	1.6940	30000.	78	20152	No
341	GOM_NL__2PRFIN20060106_220728_000000512044_00058_20152_7045.N1	06-JAN-2006 22:07:28	Tw_i_and_stray	51.000	14	58Alp Ori	0.87000	3000.0	102	20152	No
342	GOM_NL__2PRFIN20060106_221034_000000412044_00058_20152_7046.N1	06-JAN-2006 22:10:34	Bright	41.000	13	87Alp Tau	0.86700	3800.0	82	20152	No
343	GOM_NL__2PRFIN20060106_221332_000000362044_00058_20152_7047.N1	06-JAN-2006 22:13:32	Bright	36.000	28	12Bet Tau	1.6500	15200.	72	20152	No
344	GOM_NL__2PRFIN20060106_221455_000000372044_00058_20152_7048.N1	06-JAN-2006 22:14:55	Bright	36.500	114	3lot Aur	2.6930	4600.0	73	20152	No
345	GOM_NL__2PRFIN20060106_221732_000000342044_00058_20152_7049.N1	06-JAN-2006 22:17:32	Bright	33.500	149	45Eps Per	2.8880	30000.	67	20152	No
346	GOM_NL__2PRFIN20060106_221951_000000342044_00058_20152_7050.N1	06-JAN-2006 22:19:51	Bright	34.000	175	39Del Per	3.0100	19400.	68	20152	No
347	GOM_NL__2PRFIN20060106_223041_000000372044_00058_20152_7051.N1	06-JAN-2006 22:30:41	Bright	36.500	49	1Alp UMi	1.9900	6300.0	73	20152	No
348	GOM_NL__2PRFIN20060106_223901_000000332044_00058_20152_7052.N1	06-JAN-2006 22:39:01	Bright	32.500	119	14Eta Dra	2.7270	4700.0	65	20152	No
349	GOM_NL__2PRFIN20060106_224119_000000372044_00058_20152_7053.N1	06-JAN-2006 22:41:19	Bright	36.500	130	23Bet Dra	2.7990	5800.0	73	20152	No
350	GOM_NL__2PRFIN20060106_224732_000000352044_00058_20152_7054.N1	06-JAN-2006 22:47:32	Bright	34.500	133	40Zet Her	2.8070	6000.0	69	20152	No
351	GOM_NL__2PRFIN20060106_225031_000000342044_00058_20152_7055.N1	06-JAN-2006 22:50:31	Bright	34.000	127	27Bet Her	2.7810	4700.0	68	20152	No
352	GOM_NL__2PRFIN20060106_225750_000000362044_00058_20152_7056.N1	06-JAN-2006 22:57:50	Bright	35.500	120	1Del Oph	2.7340	3200.0	71	20152	No
353	GOM_NL__2PRFIN20060106_230317_000000432044_00058_20152_7057.N1	06-JAN-2006 23:03:17	Tw_i_and_stray	43.000	80	7Del Sco	2.3160	30000.	86	20152	No
354	GOM_NL__2PRFIN20060106_231143_000000402044_00058_20152_7058.N1	06-JAN-2006 23:11:43	Dark	39.500	78	Alp Lup	2.3040	28000.	79	20152	No
355	GOM_NL__2PRFIN20060106_231441_000000532044_00059_20153_7038.N1	06-JAN-2006 23:14:41	Dark	53.000	4	Alp1Cen	-0.010000	5800.0	106	20153	No
356	GOM_NL__2PRFIN20060106_231847_000000402044_00059_20153_7039.N1	06-JAN-2006 23:18:47	Dark	40.000	12	Alp1Cru	0.77500	30000.	80	20153	No
357	GOM_NL__2PRFIN20060106_232350_000000392044_00059_20153_7040.N1	06-JAN-2006 23:23:50	Dark	39.000	29	Bet Car	1.6720	10200.	78	20153	No
358	GOM_NL__2PRFIN20060106_232528_000000442044_00059_20153_7041.N1	06-JAN-2006 23:25:28	Dark	43.500	71	lot Car	2.2460	7700.0	87	20153	No
359	GOM_NL__2PRFIN20060106_232655_000000442044_00059_20153_7042.N1	06-JAN-2006 23:26:55	Dark	43.500	41	Eps Car	1.8600	4100.0	87	20153	No
360	GOM_NL__2PRFIN20060106_233053_000000422044_00059_20153_7043.N1	06-JAN-2006 23:30:53	Dark	42.000	2	Alp Car	-0.73600	7000.0	84	20153	No
361	GOM_NL__2PRFIN20060106_233630_000000382044_00059_20153_7044.N1	06-JAN-2006 23:36:30	Straylight	38.000	108	Alp Col	2.6520	15200.	76	20153	No
362	GOM_NL__2PRFIN20060106_234035_000000412044_00059_20153_7045.N1	06-JAN-2006 23:40:35	Straylight	40.500	47	2Bet CMa	1.9760	28000.	81	20153	No
363	GOM_NL__2PRFIN20060106_234355_000000442044_00059_20153_7046.N1	06-JAN-2006 23:43:55	Straylight	44.000	7	19Bet Ori	0.10000	14000.	88	20153	No
364	GOM_NL__2PRFIN20060106_234541_000000402044_00059_20153_7047.N1	06-JAN-2006 23:45:41	Straylight	40.000	30	46Eps Ori	1.6940	30000.	80	20153	No
365	GOM_NL__2PRFIN20060106_234804_000000482044_00059_20153_7048.N1	06-JAN-2006 23:48:04	Tw_i_and_stray	47.500	14	58Alp Ori	0.87000	3000.0	95	20153	No
366	GOM_NL__2PRFIN20060106_235111_000000442044_00059_20153_7049.N1	06-JAN-2006 23:51:11	Bright	44.000	13	87Alp Tau	0.86700	3800.0	88	20153	No
367	GOM_NL__2PRFIN20060106_235408_000000372044_00059_20153_7050.N1	06-JAN-2006 23:54:08	Bright	37.000	28	12Bet Tau	1.6500	15200.	74	20153	No
368	GOM_NL__2PRFIN20060106_235531_000000372044_00059_20153_7051.N1	06-JAN-2006 23:55:31	Bright	36.500	114	3lot Aur	2.6930	4600.0	73	20153	No
369	GOM_NL__2PRFIN20060106_235809_000000332044_00059_20153_7052.N1	06-JAN-2006 23:58:09	Bright	33.000	149	45Eps Per	2.8880	30000.	66	20153	No

3. Quality information per product


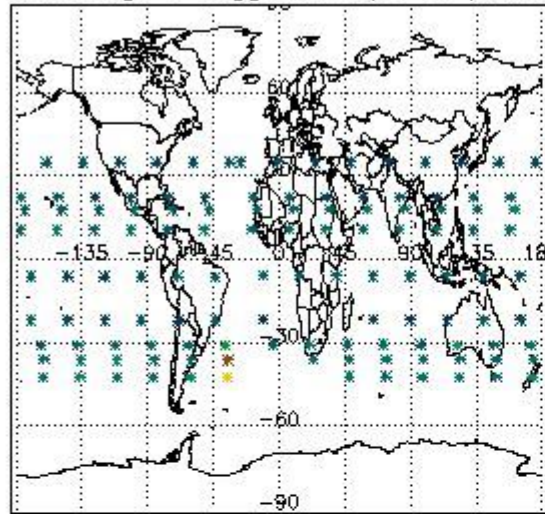
In this section it is plotted some information contained in the Quality Summary data set of the level 2 products. Only products in dark limb conditions and without errors (error flag in the MPH set to "0") are used.

3.1 Plot quality information per product (time dependant)

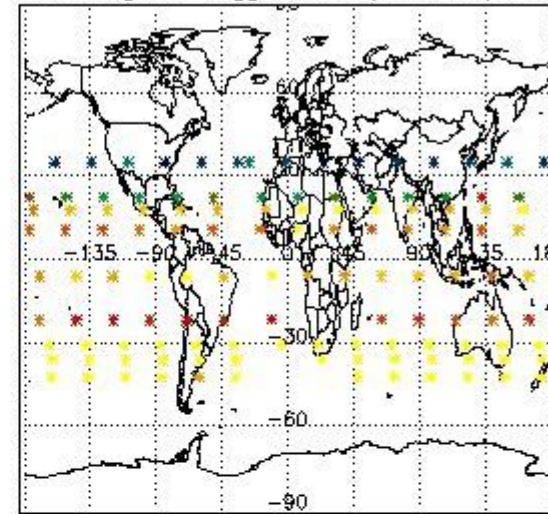


3.2 Plot quality information per product (world map)

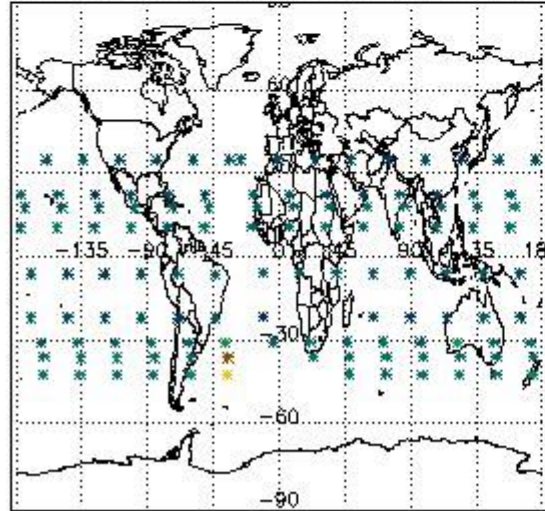
Percentage of flagged data per O3 profile



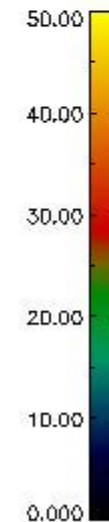
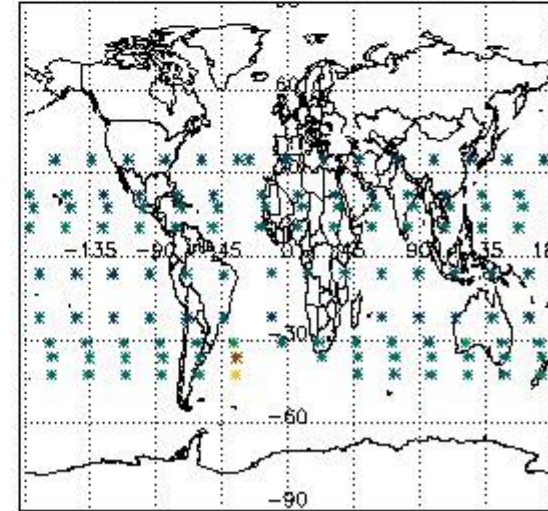
Percentage of flagged data per H2O profile



Percentage of flagged data per NO2 profile



Percentage of flagged data per NO3 profile

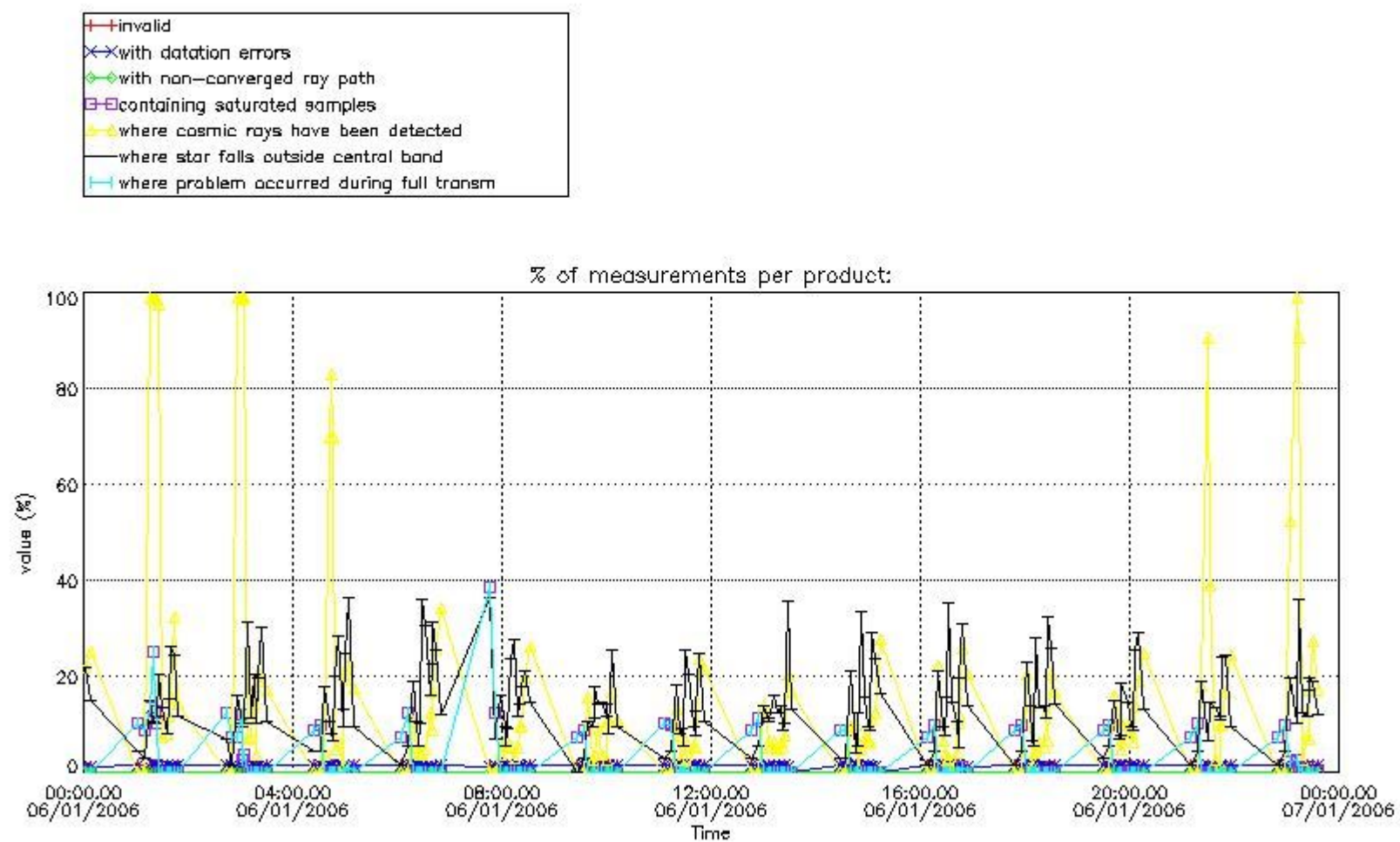


4. Level 1 quality information per product

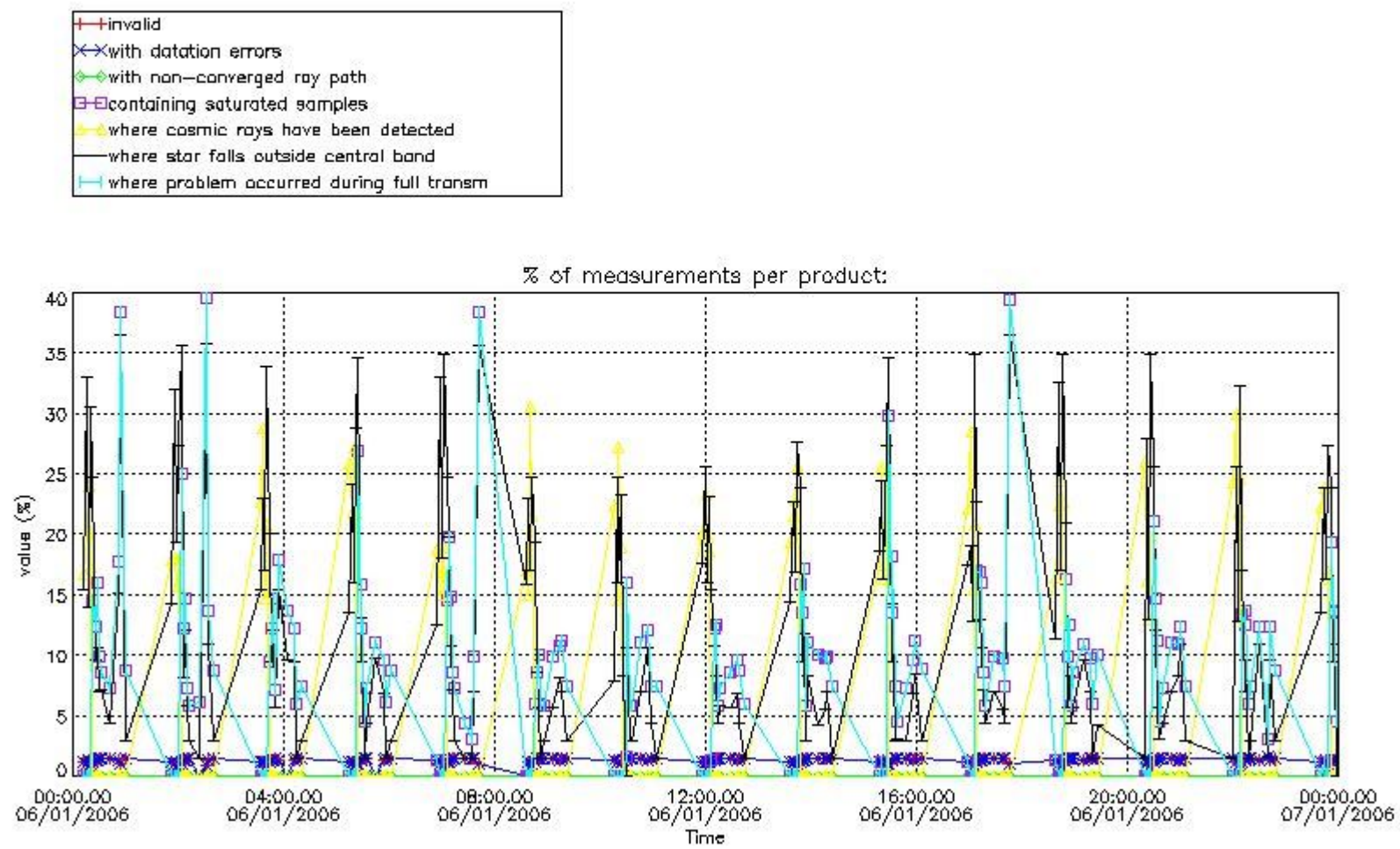
In this section it is plotted some information contained in the Quality Summary data set of the level 2 products that comes from the level 1b processing. Products without errors (error flag in the MPH set to "0") are used.

4.1 Plot quality information per product (time dependant) coming from level 1b processing

4.1.1 Plot level 1 quality information per product (time dependant): ENVISAT ASCENDING passes



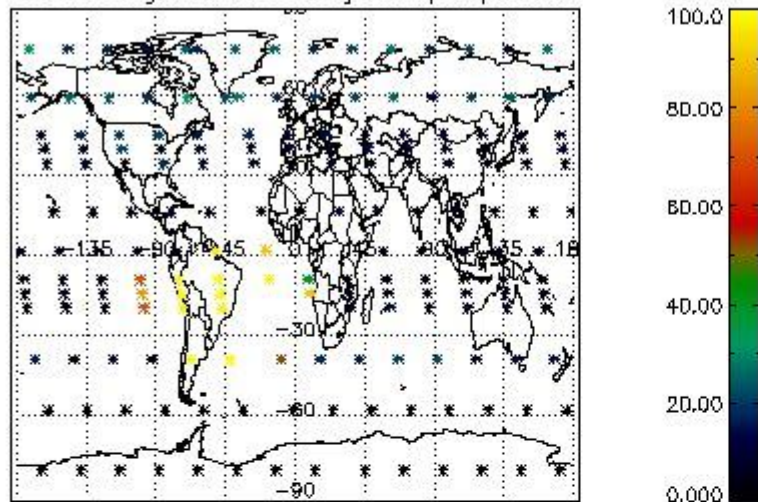
4.1.2 Plot level 1 quality information per product (time dependant): ENVI SAT DESCENDING passes



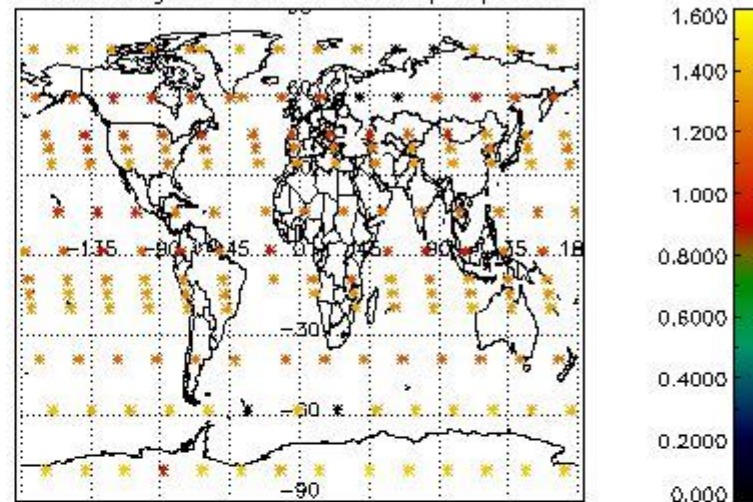
4.2 Plot quality information per product coming from level 1b processing (world map)

4.2.1 Plot level 1 quality information per product (world map): ENVISAT ASCENDING passes

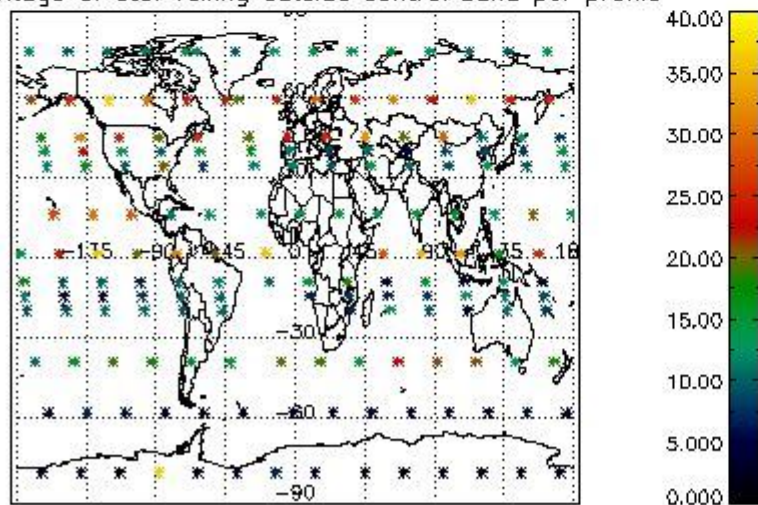
Percentage of cosmic ray hits per profile



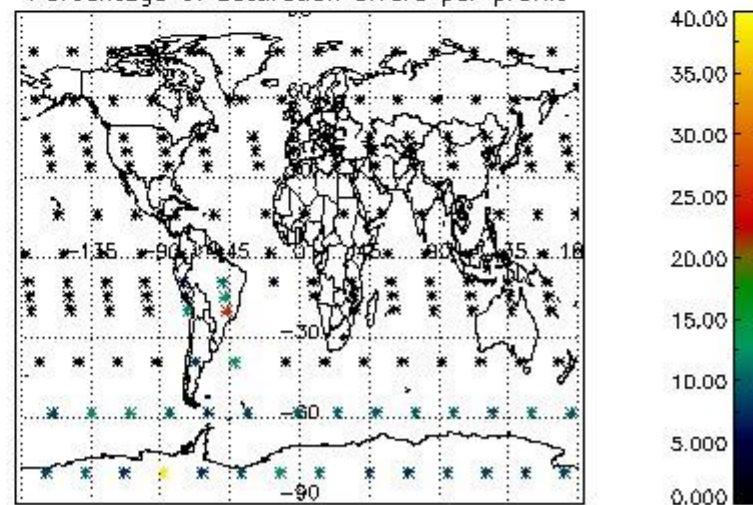
Percentage of datation errors per profile



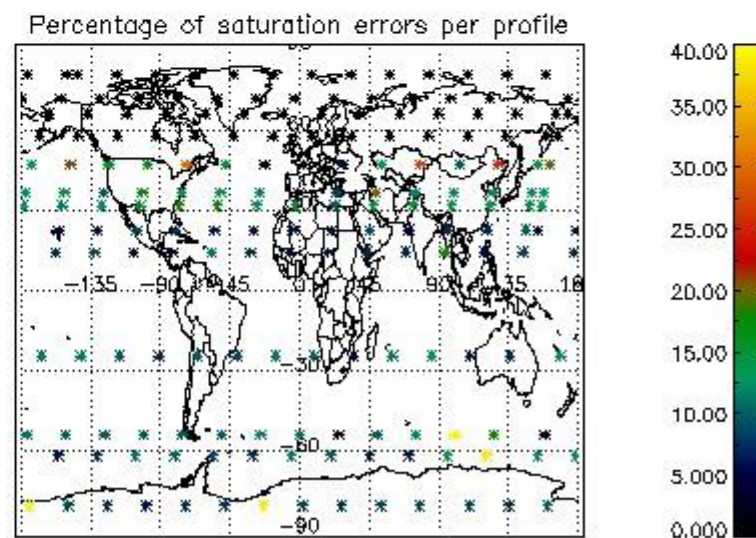
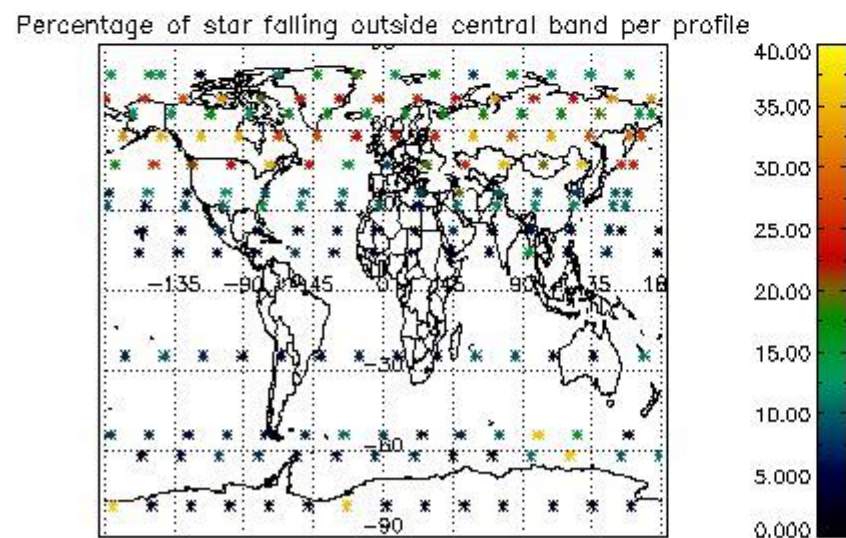
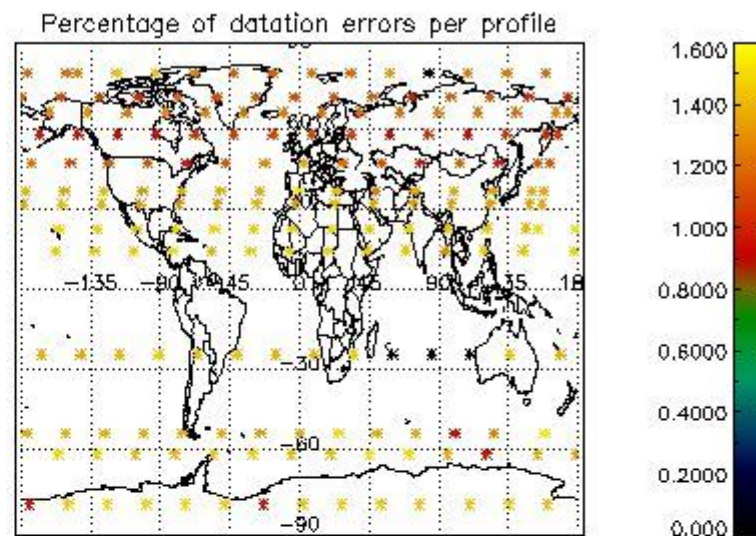
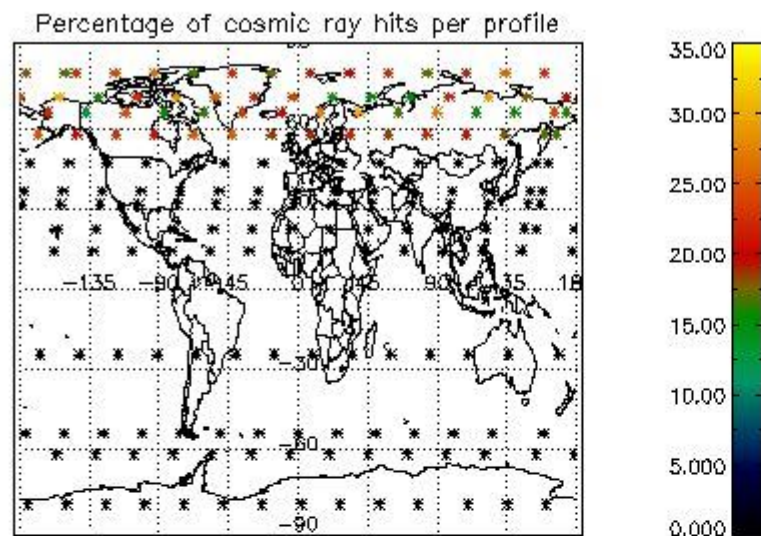
Percentage of star falling outside central band per profile



Percentage of saturation errors per profile



4.2.2 Plot level 1 quality information per product (world map): ENVISAT DESCENDING passes



5. Trace gas profiles

5.1 Ozone statistics based on quality of products

The final quality of the products can be "measured" using the STD (Standard Deviation) attached to every point profile. This information is written to the parameter GOM_NL__2P/NL_LOCAL_SPECIES_DENSITY/o3_std of the level 2 products. The table below shows the statistics for given STD ranges.

The statistics are given with respect to the overall valid production:

- Products without fatal errors: GOM_NL__2P/MPH/PRODUCT_ERR=0
- Valid point profile: GOM_NL__2P/NL_LOCAL_SPECIES_DENSITY/pcd(0)=0

The 'Criteria' is applied to valid points of dark limb products:

- Products in dark limb illumination condition: GOM_NL__2P/NL_SUMMARY_QUALITY/obs_ill_cond=0
- Products without fatal errors: GOM_NL__2P/MPH/PRODUCT_ERR=0
- Valid point profile: GOM_NL__2P/NL_LOCAL_SPECIES_DENSITY/pcd(0)=0

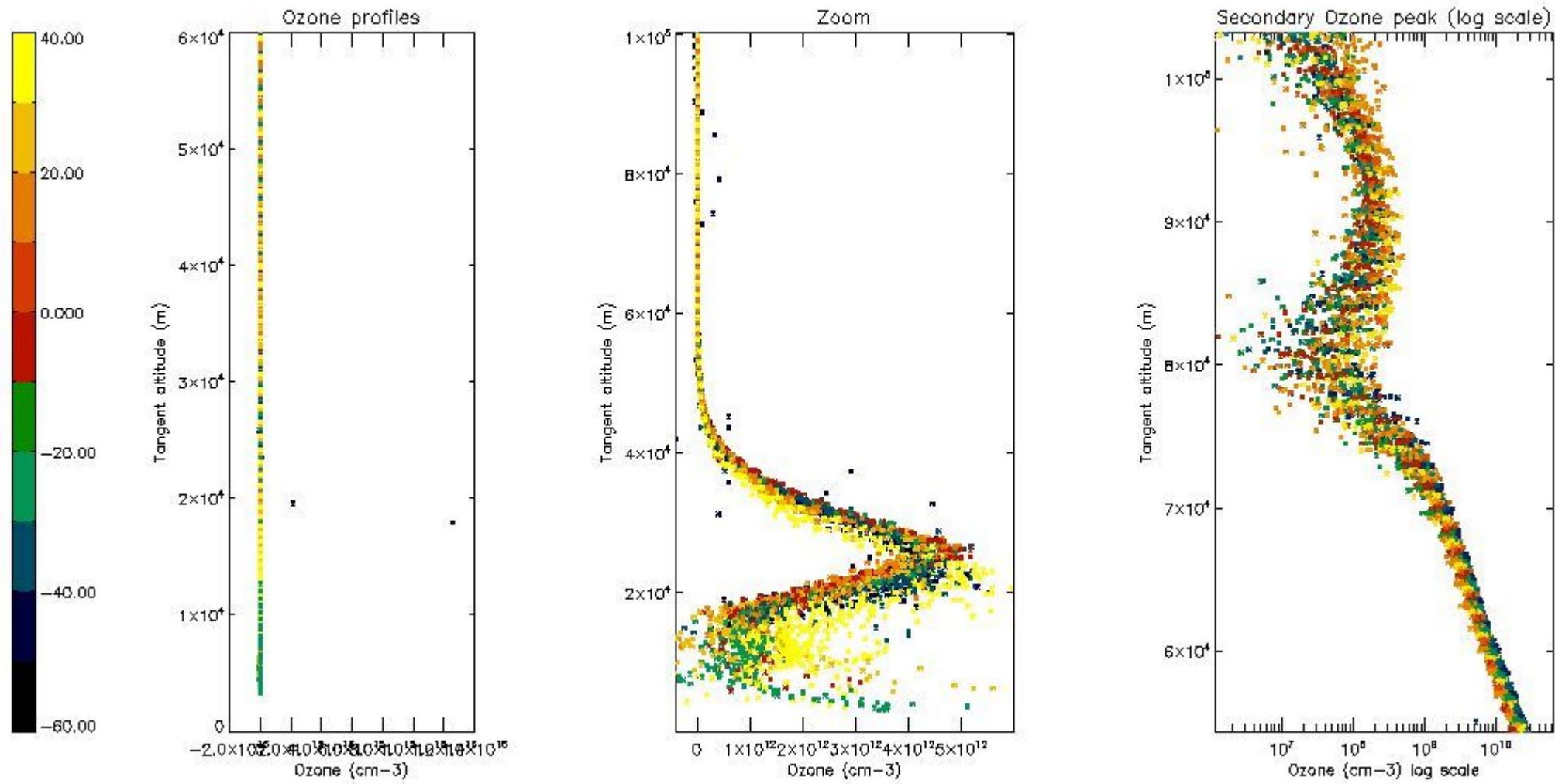
So, the table below shows the percentage of dark limb and valid observations for each criteria with respect to the overall valid daily observations.

Criteria	% of total production
All STD	36
STD < 20	22

STD < 10	18
STD < 5	12

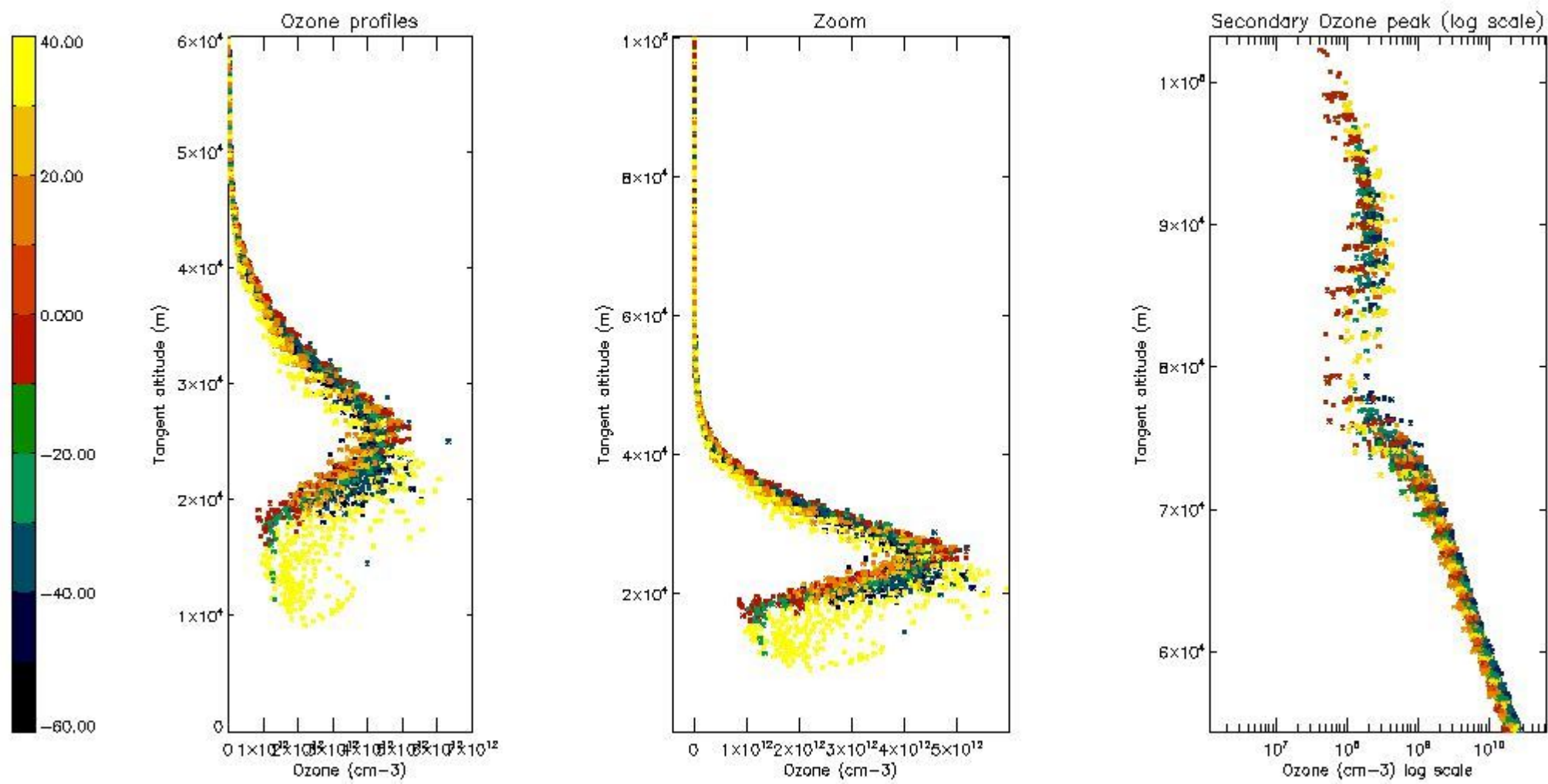
5.2 Plot ozone profiles for all STD (dark without errors)

The colorbar represents the latitude.



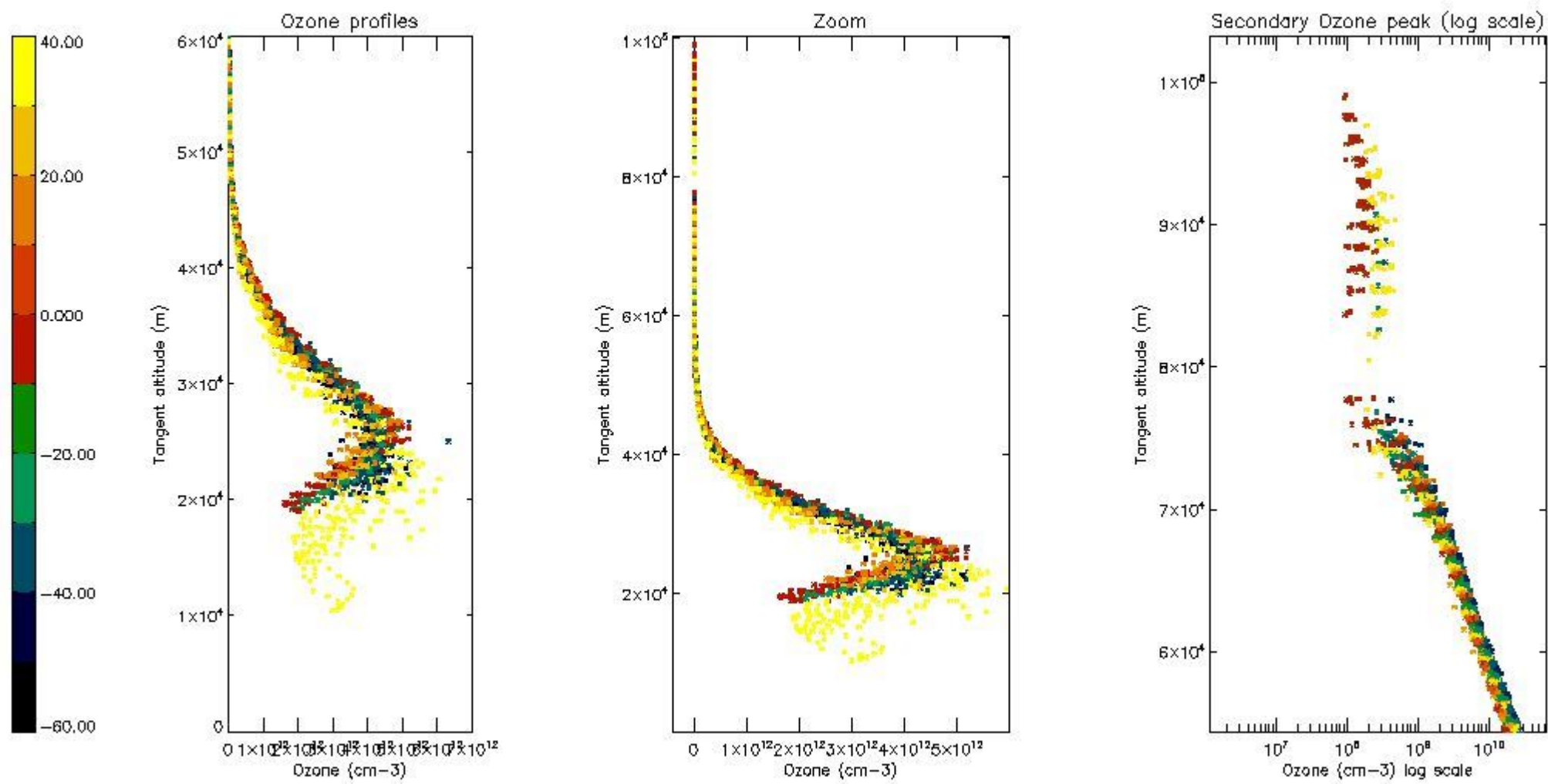
5.3 Plot ozone profiles where STD < 20% (dark without errors)

The colorbar represents the latitude.



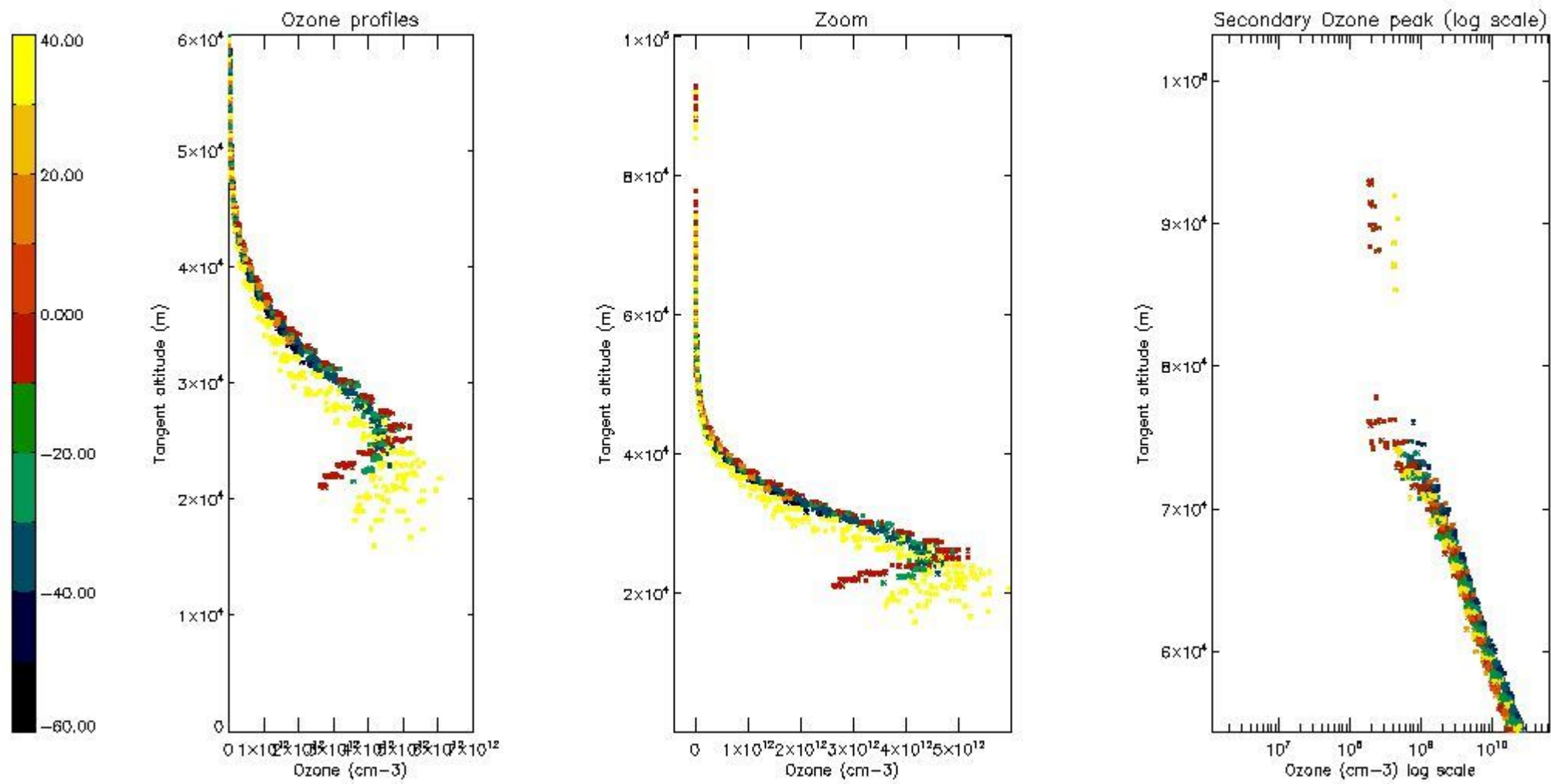
5.4 Plot ozone profiles where STD < 10% (dark without errors)

The colorbar represents the latitude.



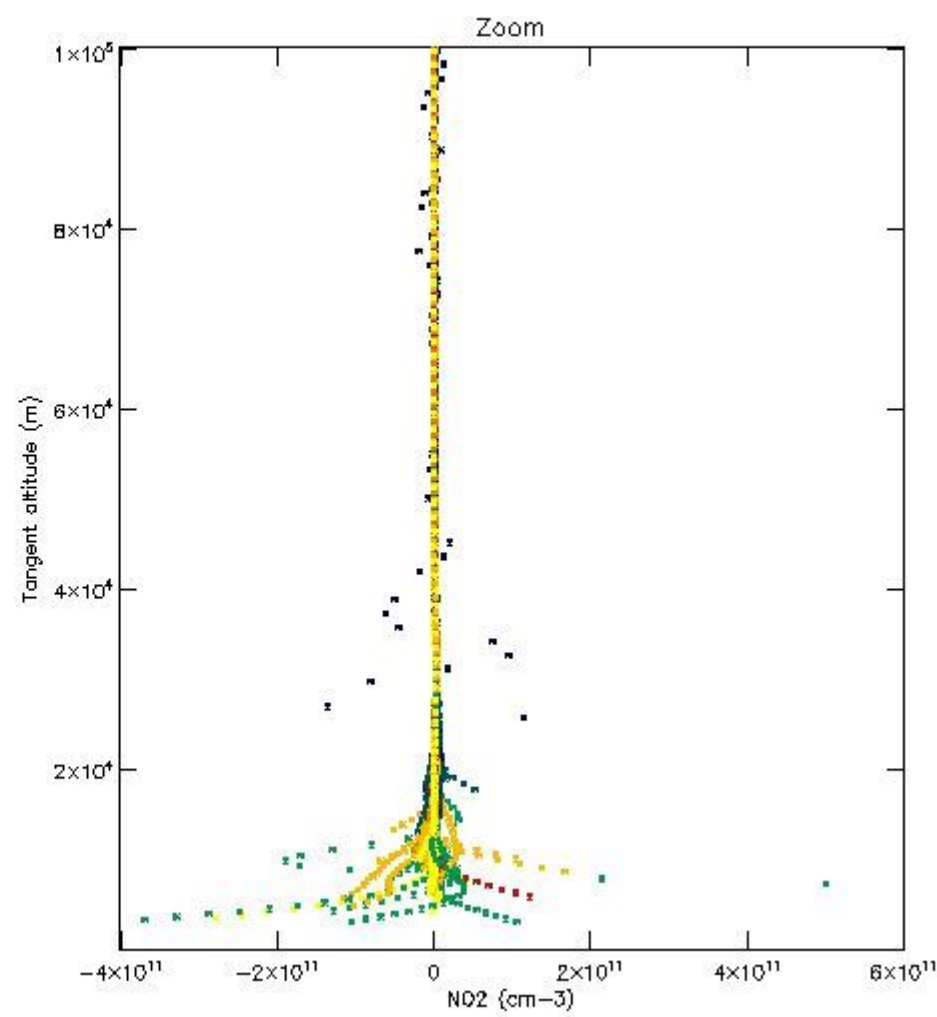
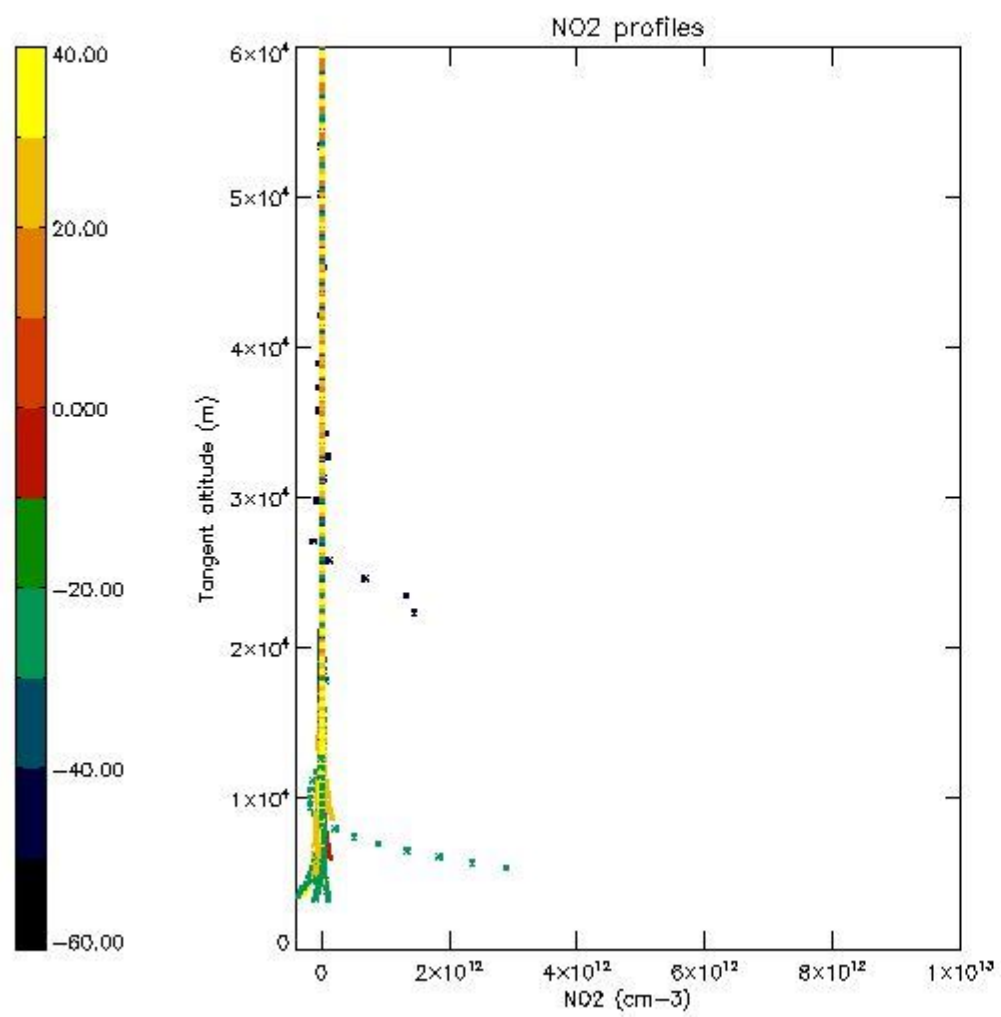
5.5 Plot ozone profiles where STD < 5% (dark without errors)

The colorbar represents the latitude.



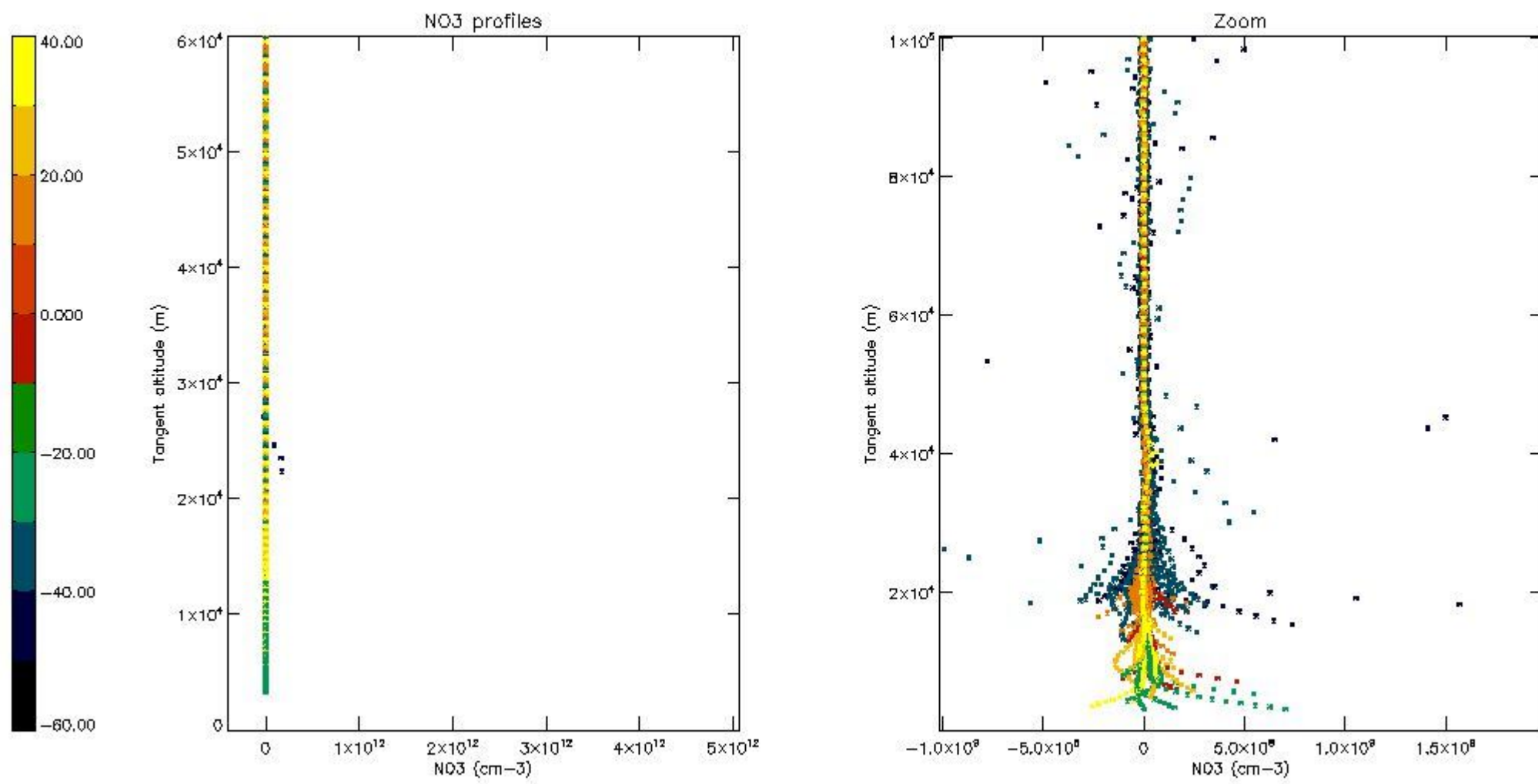
5.6 Plot NO₂ profiles for all STD (dark without errors)

The colorbar represents the latitude.



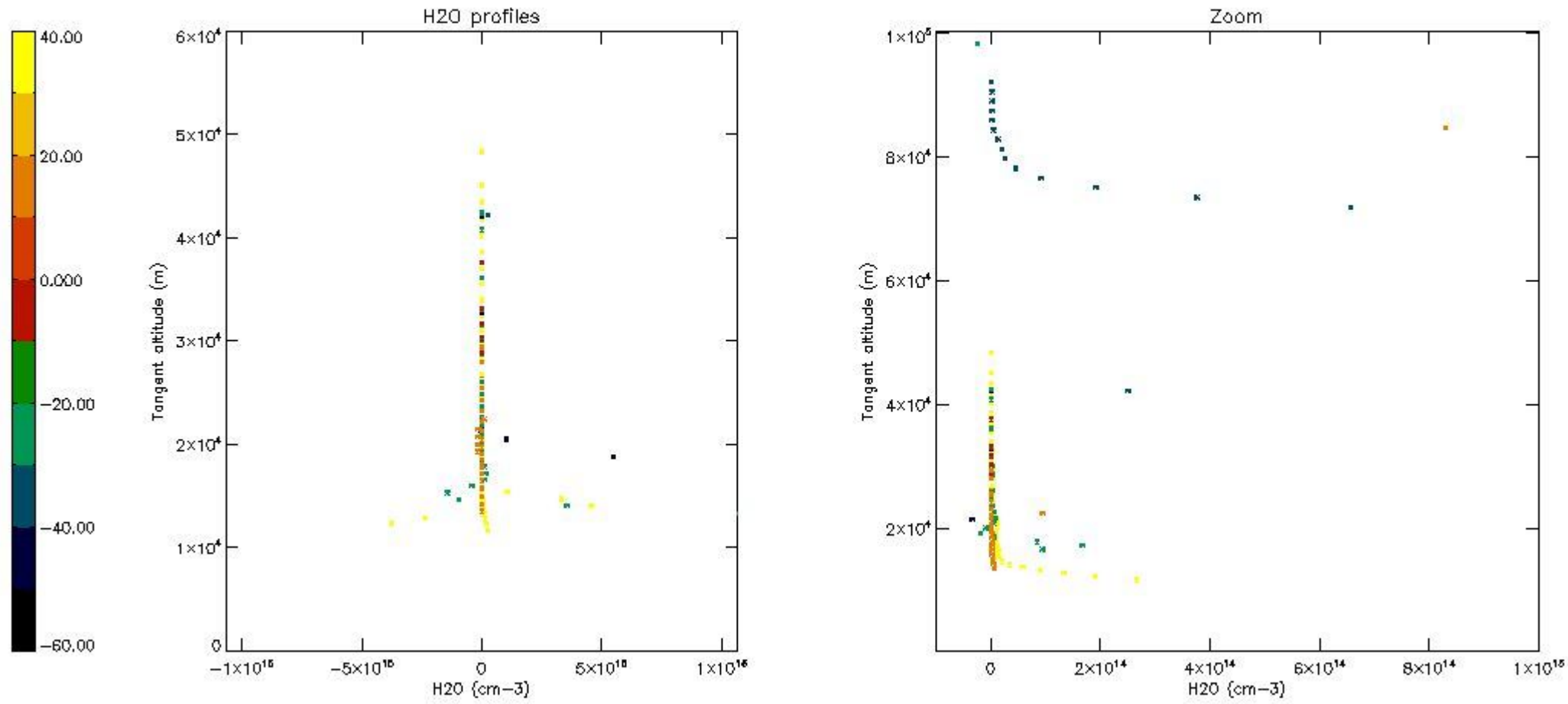
5.7 Plot NO3 profiles for all STD (dark without errors)

The colorbar represents the latitude.



5.8 Plot H2O profiles for all STD (only for occultations of stars 1,2,3,4,13,14,16,26,63 dark without errors)

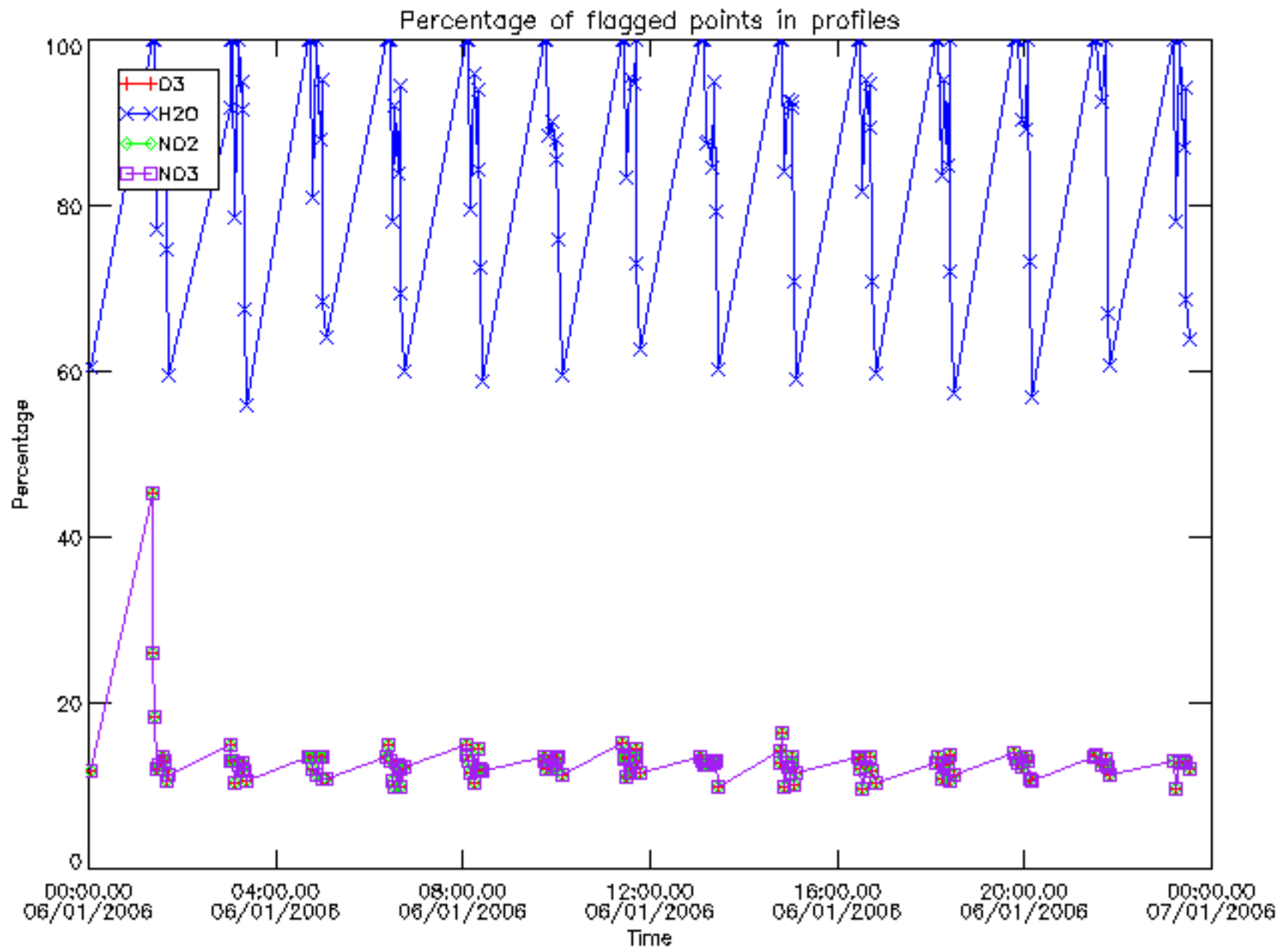
The colorbar represents the latitude.



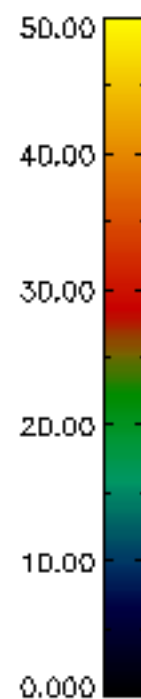
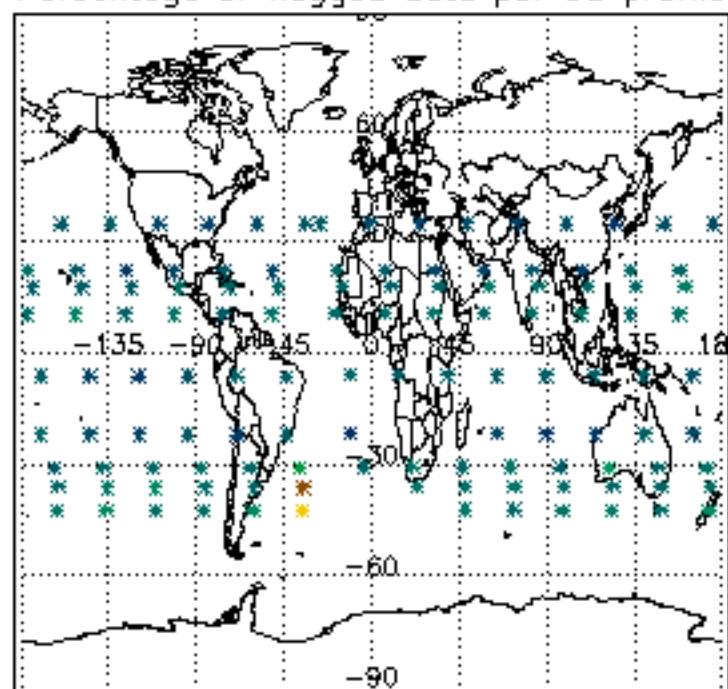
6. Auxiliary Data Files used for the production reported in section 2

The number reported in the third column indicates since which file (see list in section 2) the corresponding auxiliary file has been used. The fourth column is the date of those product files.

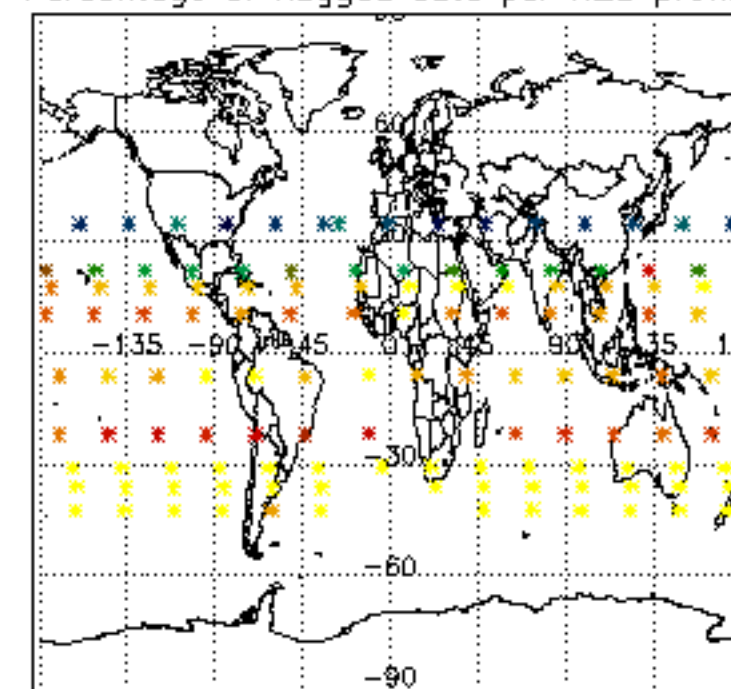
Type	Auxiliary Filename	Used since product	Used since product date
INST_PHYS_CHARACTERISTICS	GOM_INS_AXVIEC20091111_143220_20030716_120000_20500101_000000	1	06-JAN-2006 00:02:27
LEVEL-2_PROC_CONFIG	GOM_PR2_AXVIEC20091111_152718_20020301_000000_20500101_000000	1	06-JAN-2006 00:02:27
CROSS_SECTIONS_FILE	GOM_CRS_AXVIEC20091111_154832_20020301_000000_20500101_000000	1	06-JAN-2006 00:02:27



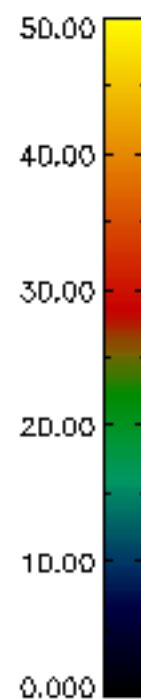
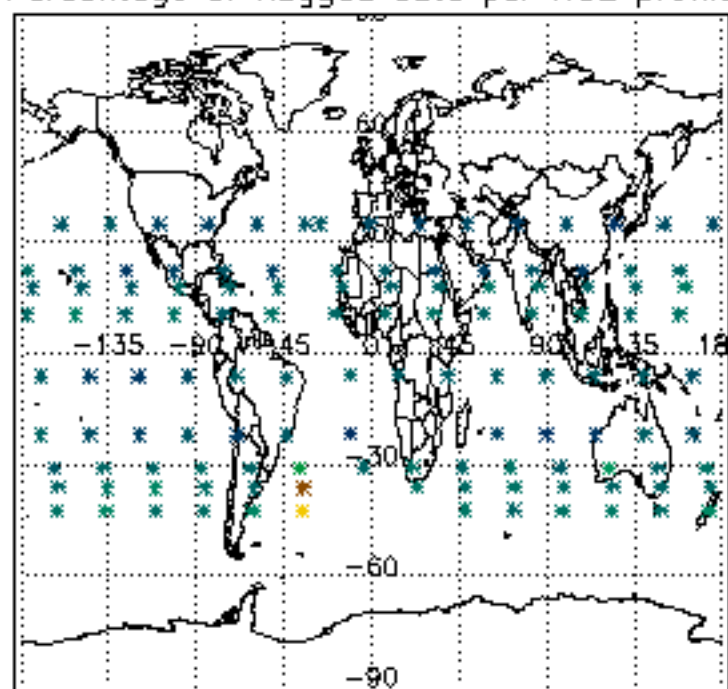
Percentage of flagged data per D3 profile



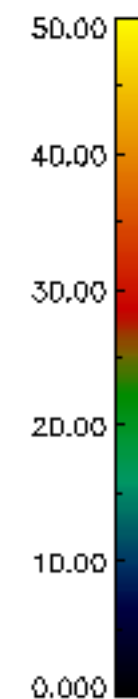
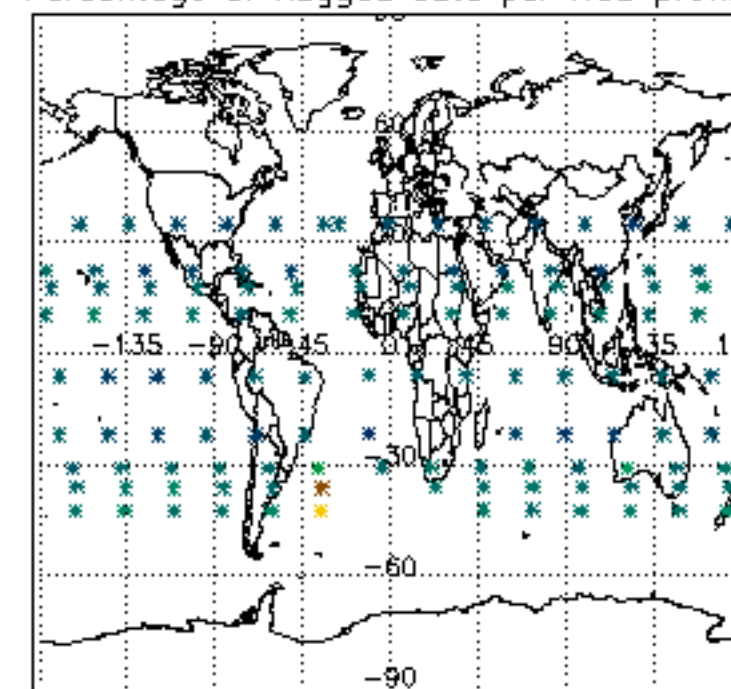
Percentage of flagged data per H2O profile

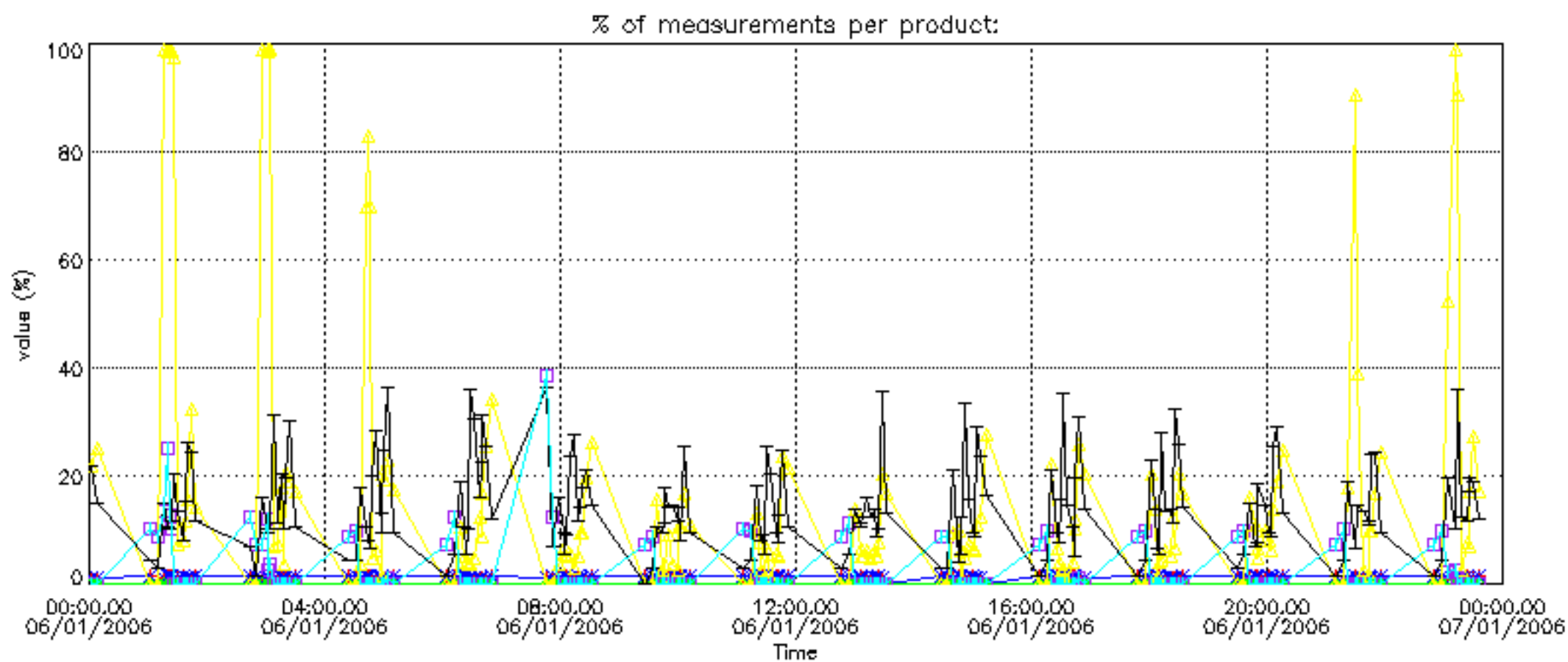


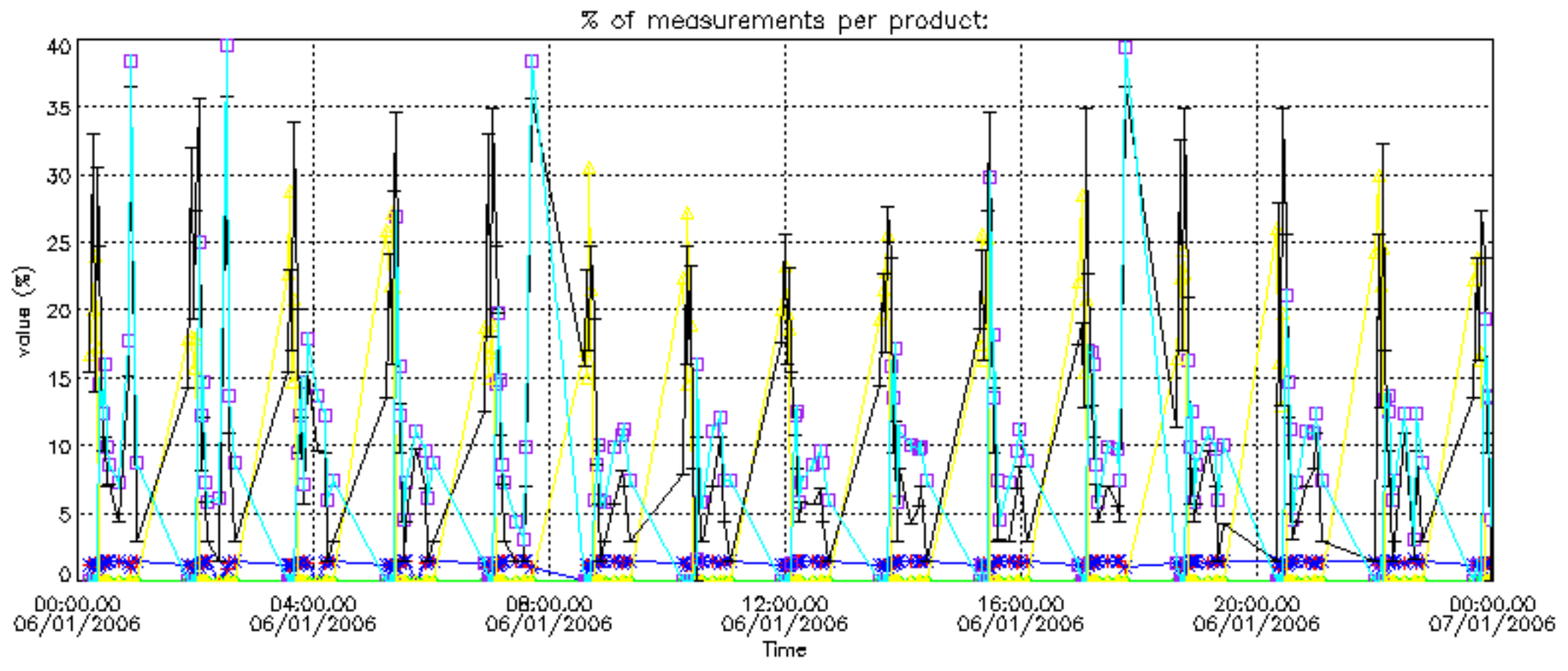
Percentage of flagged data per NO2 profile



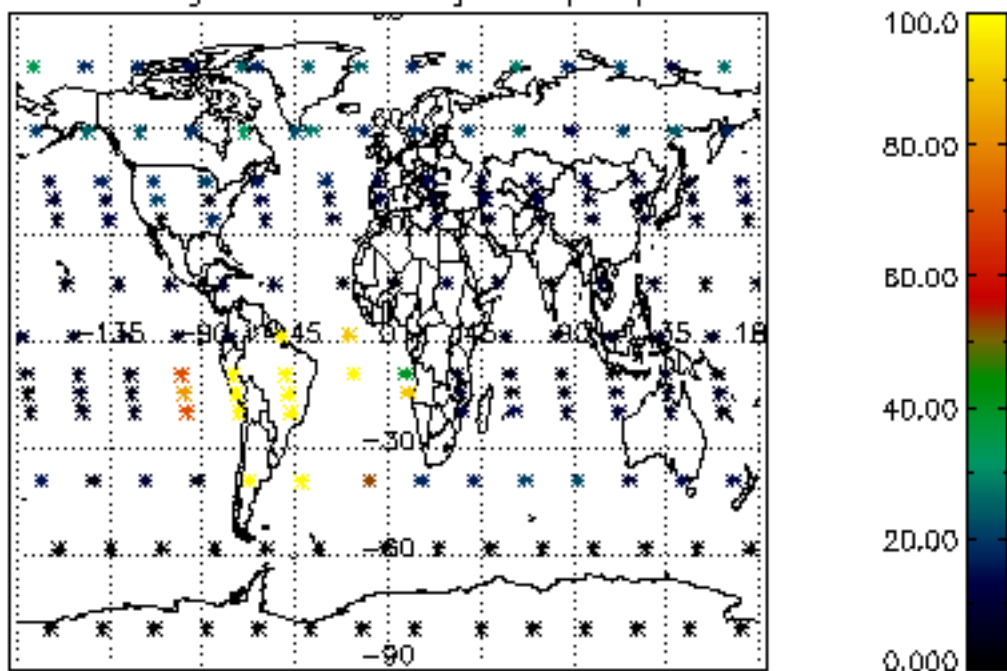
Percentage of flagged data per NO3 profile



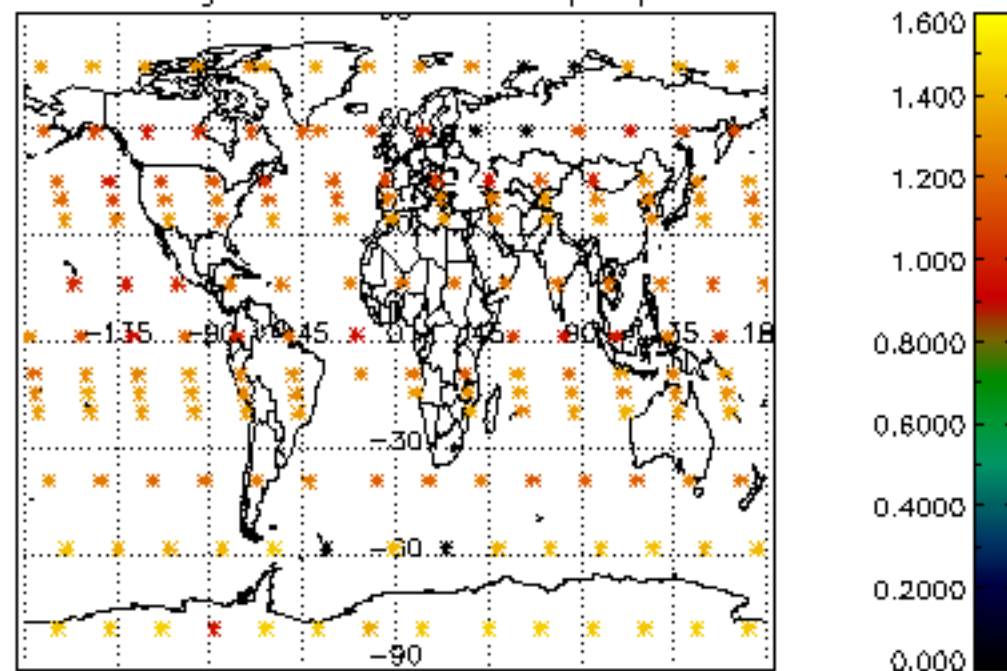




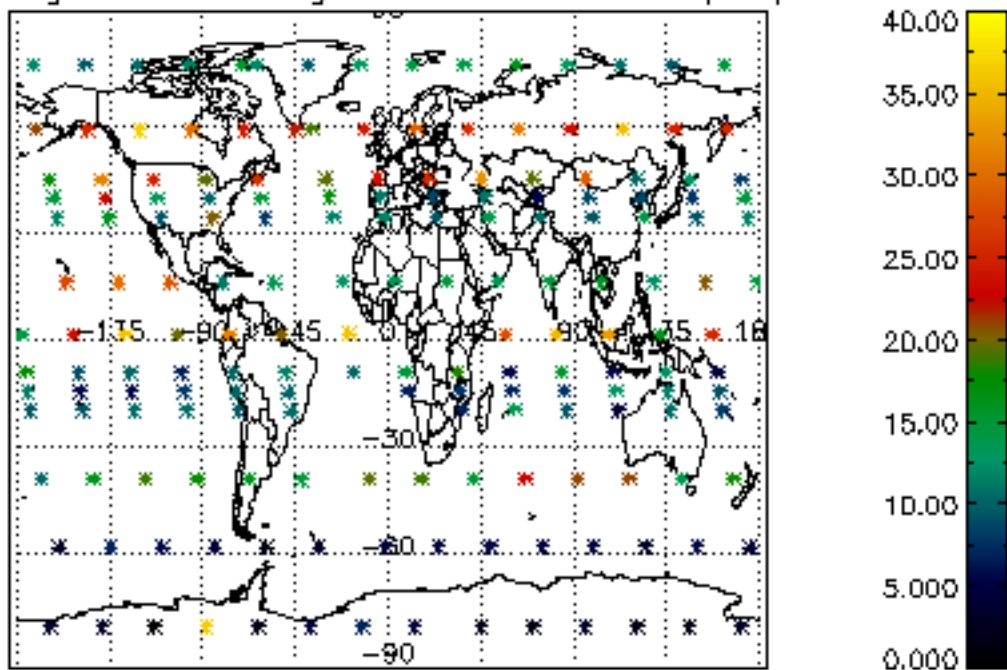
Percentage of cosmic ray hits per profile



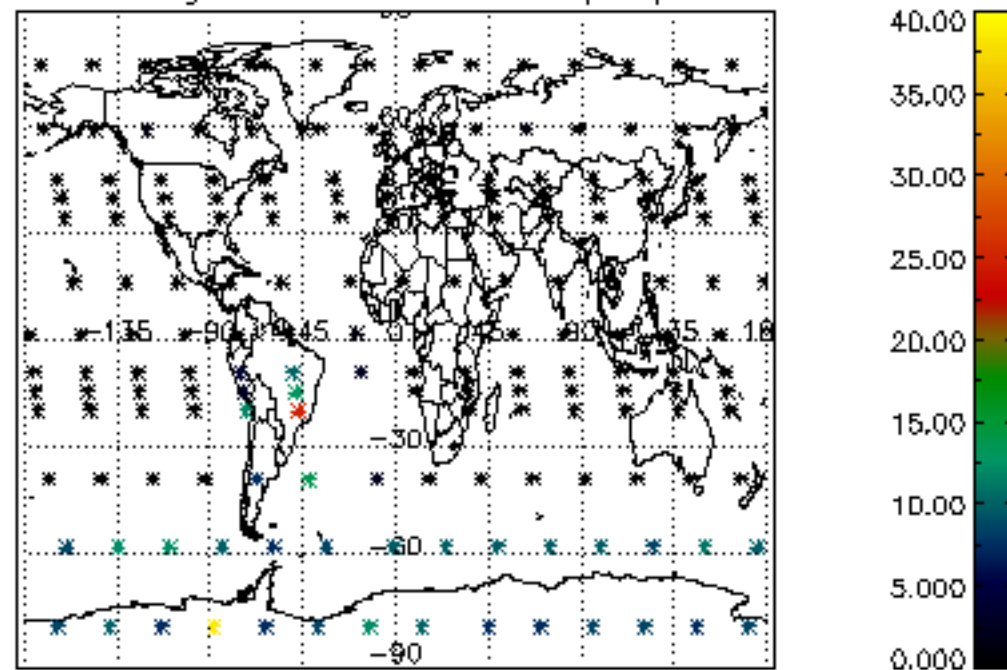
Percentage of datation errors per profile



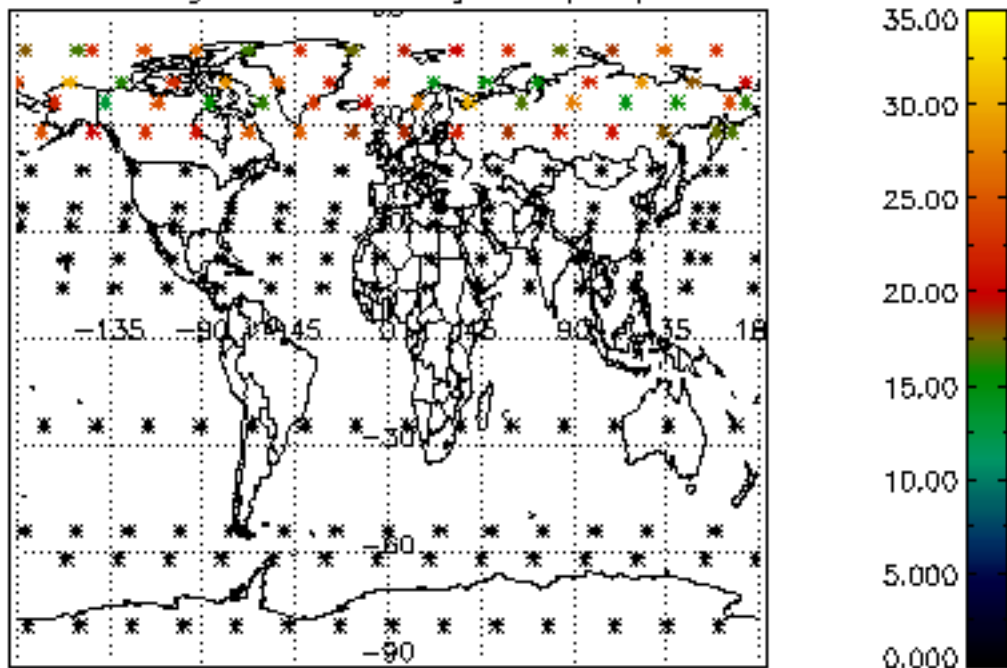
Percentage of star falling outside central band per profile



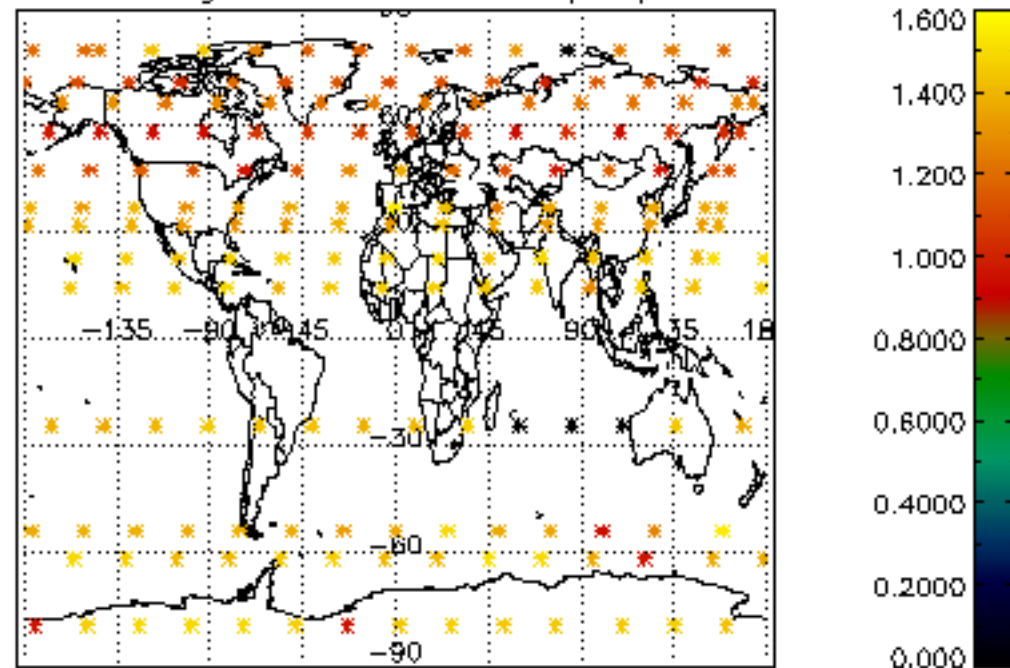
Percentage of saturation errors per profile



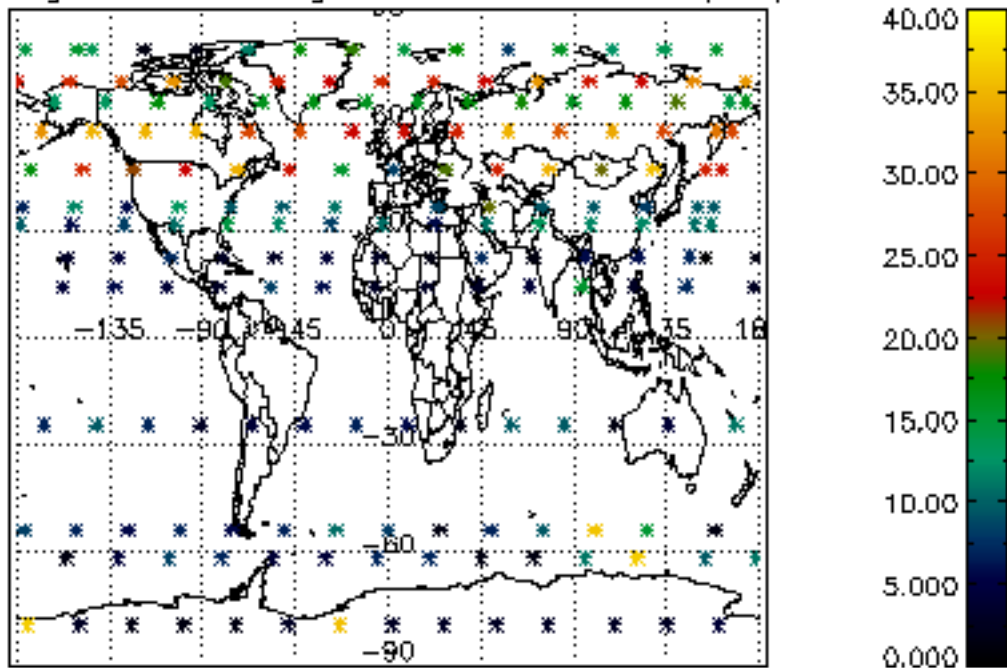
Percentage of cosmic ray hits per profile



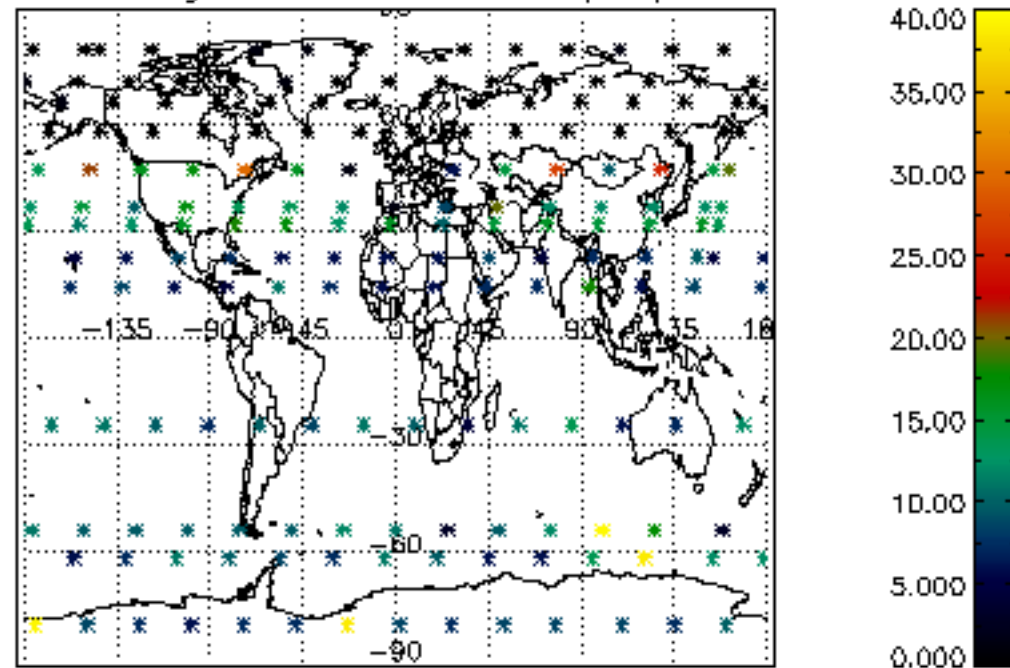
Percentage of datation errors per profile

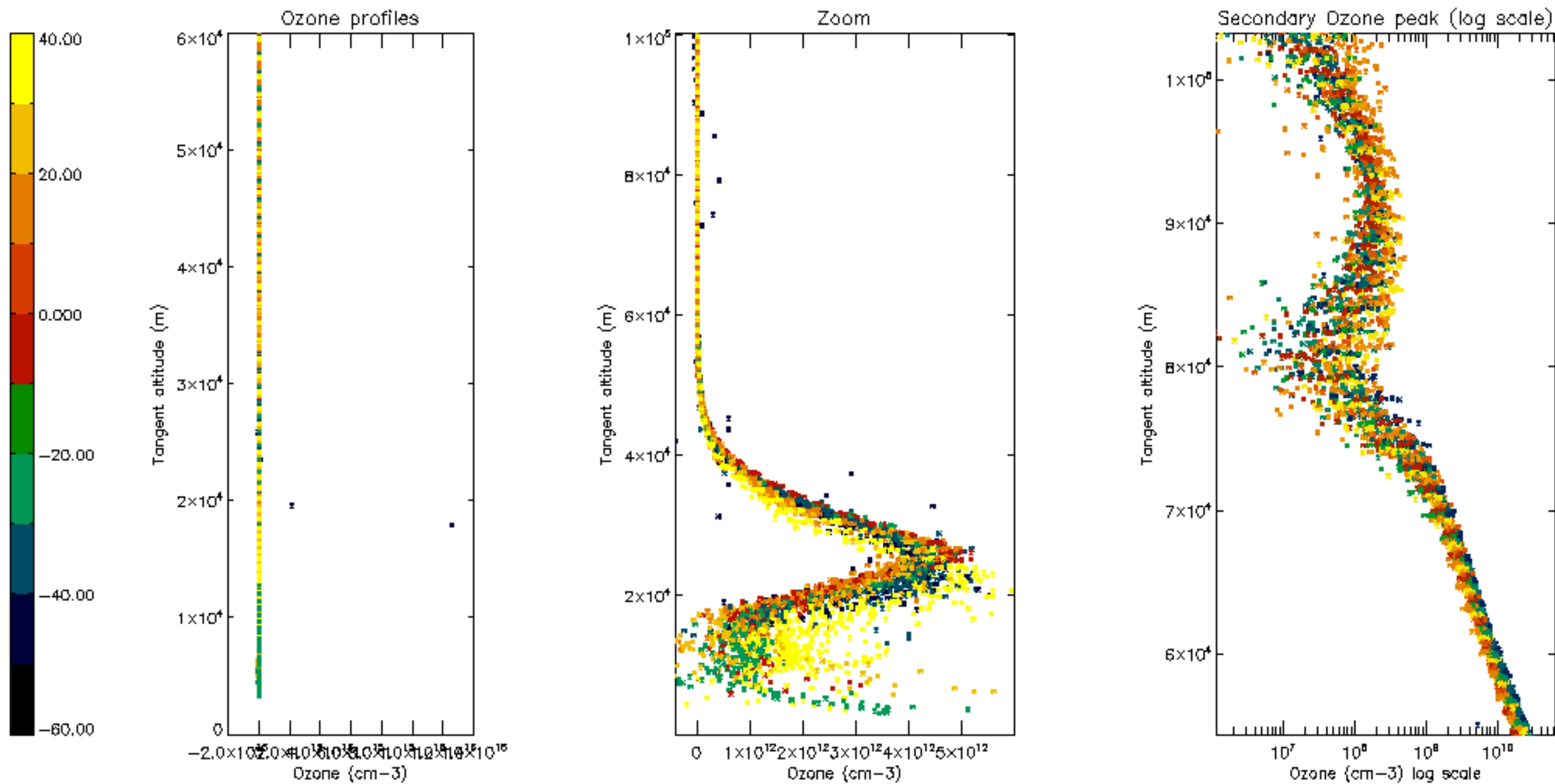


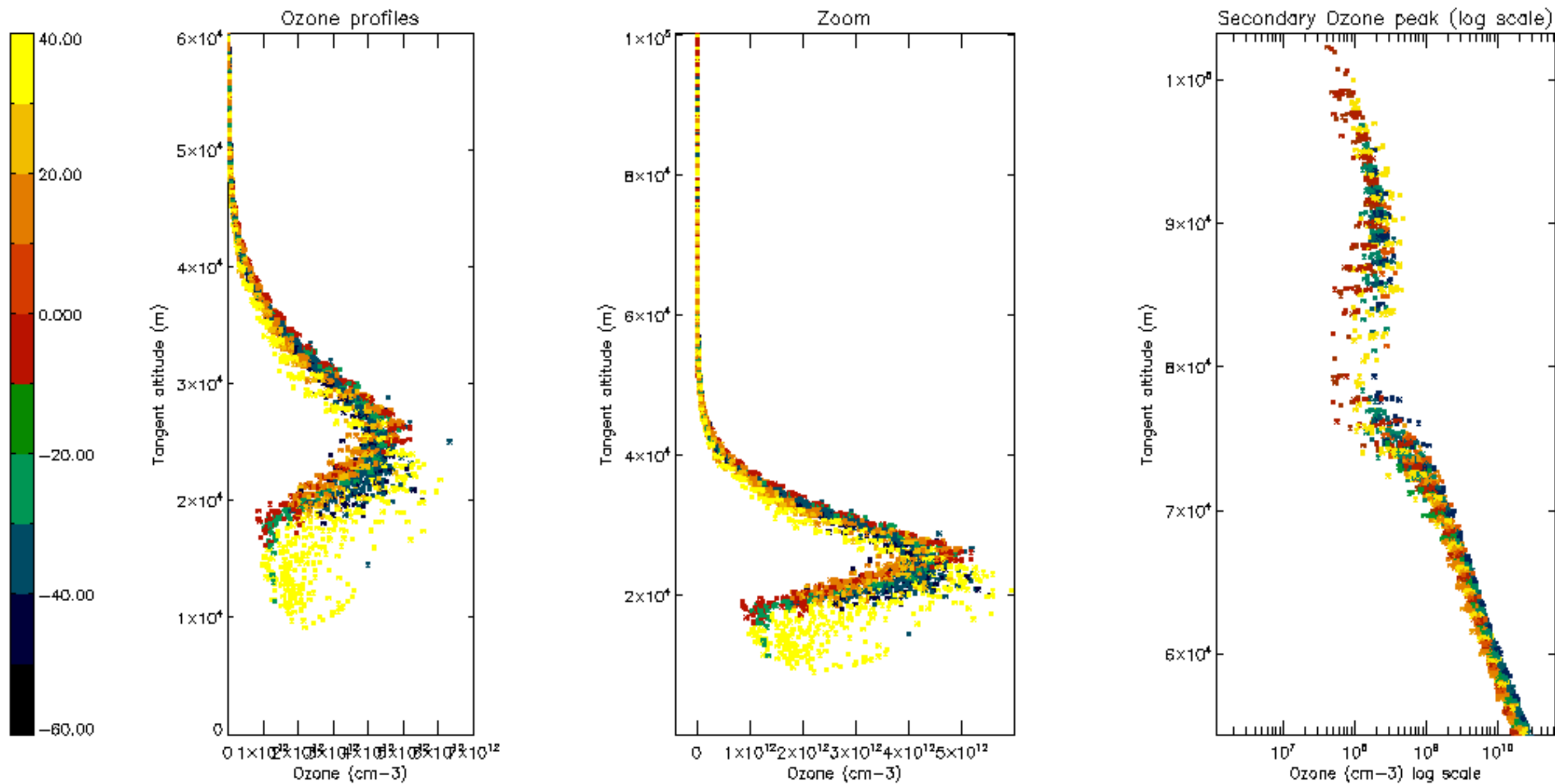
Percentage of star falling outside central band per profile

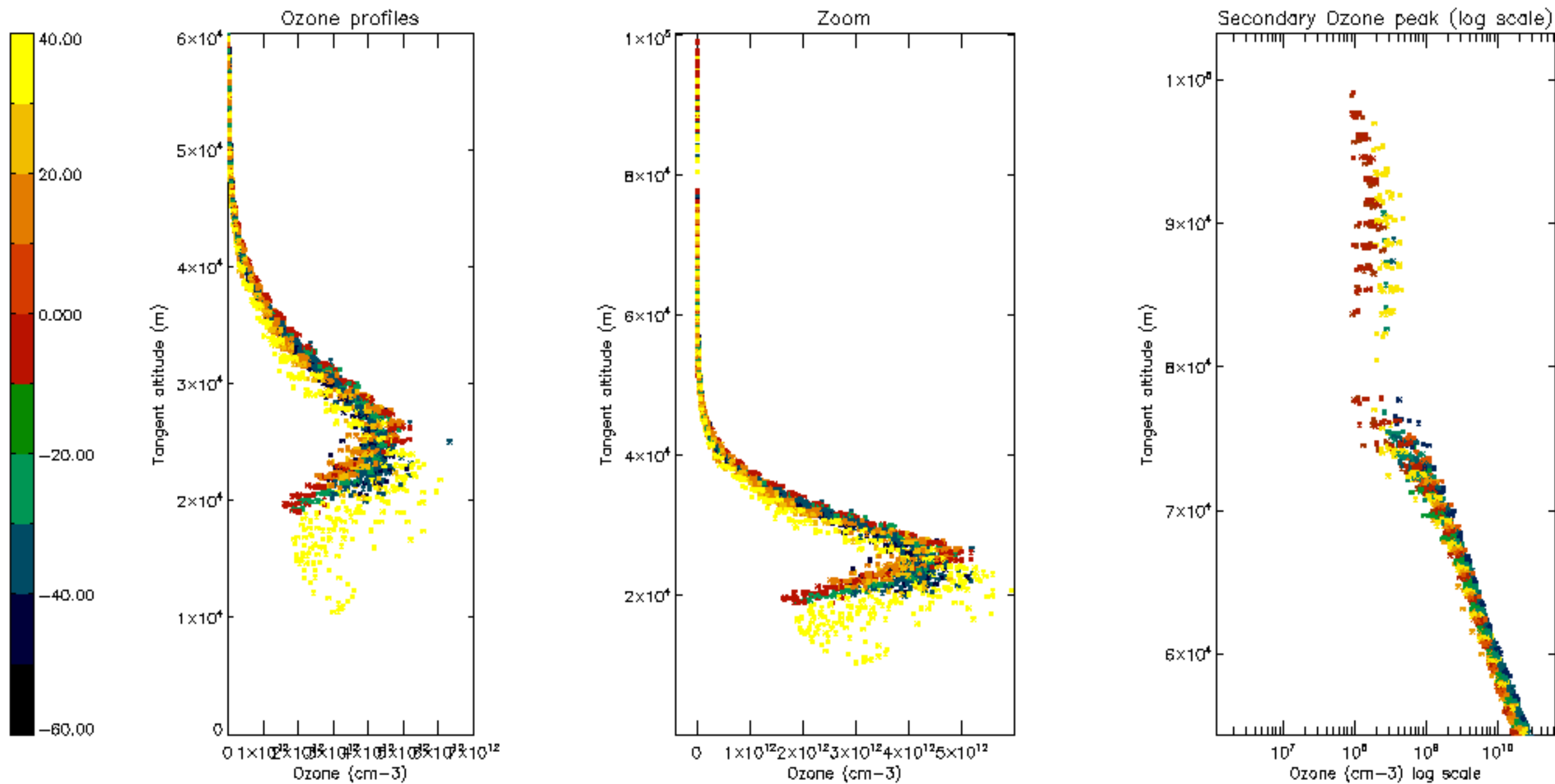


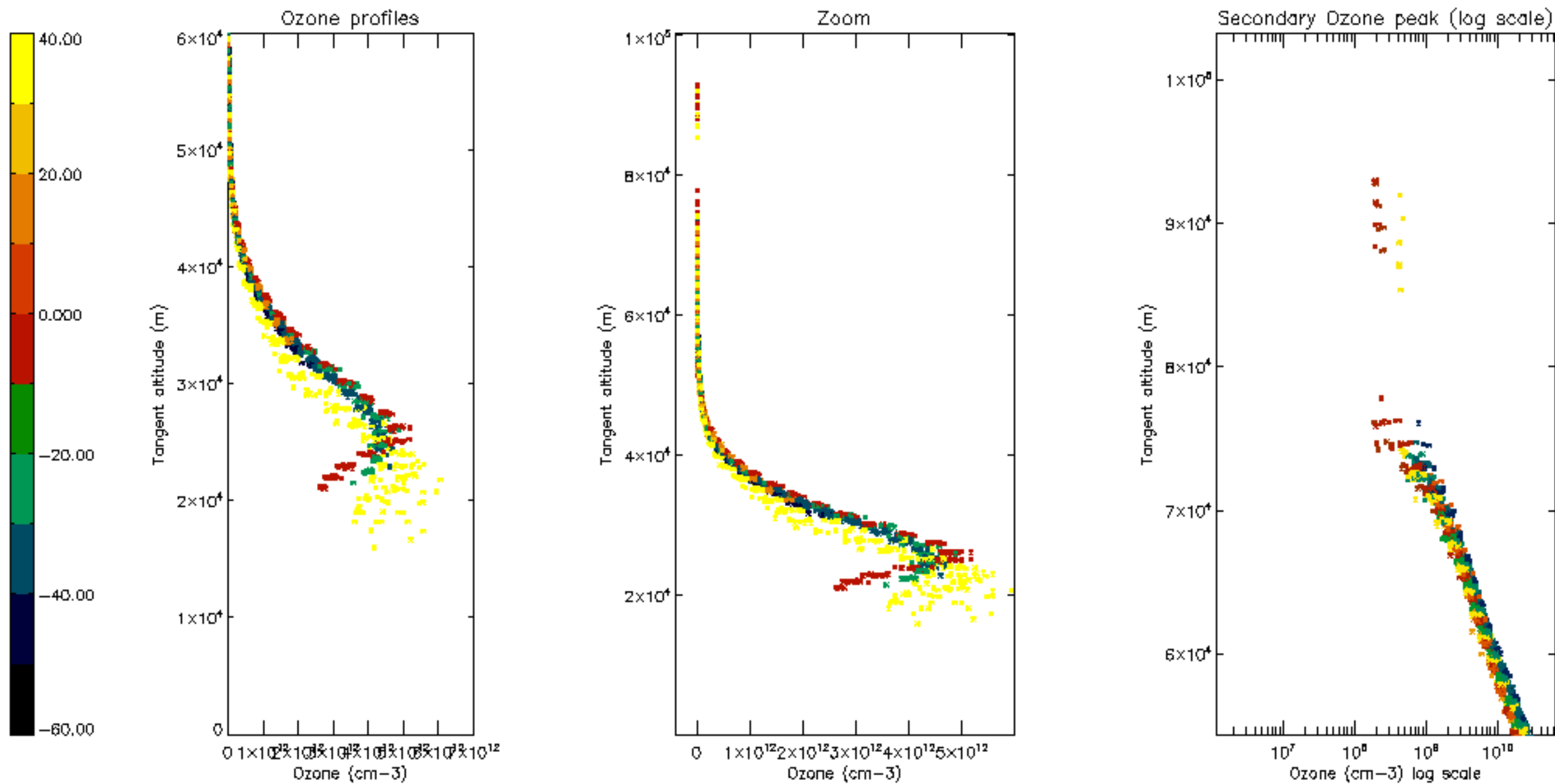
Percentage of saturation errors per profile

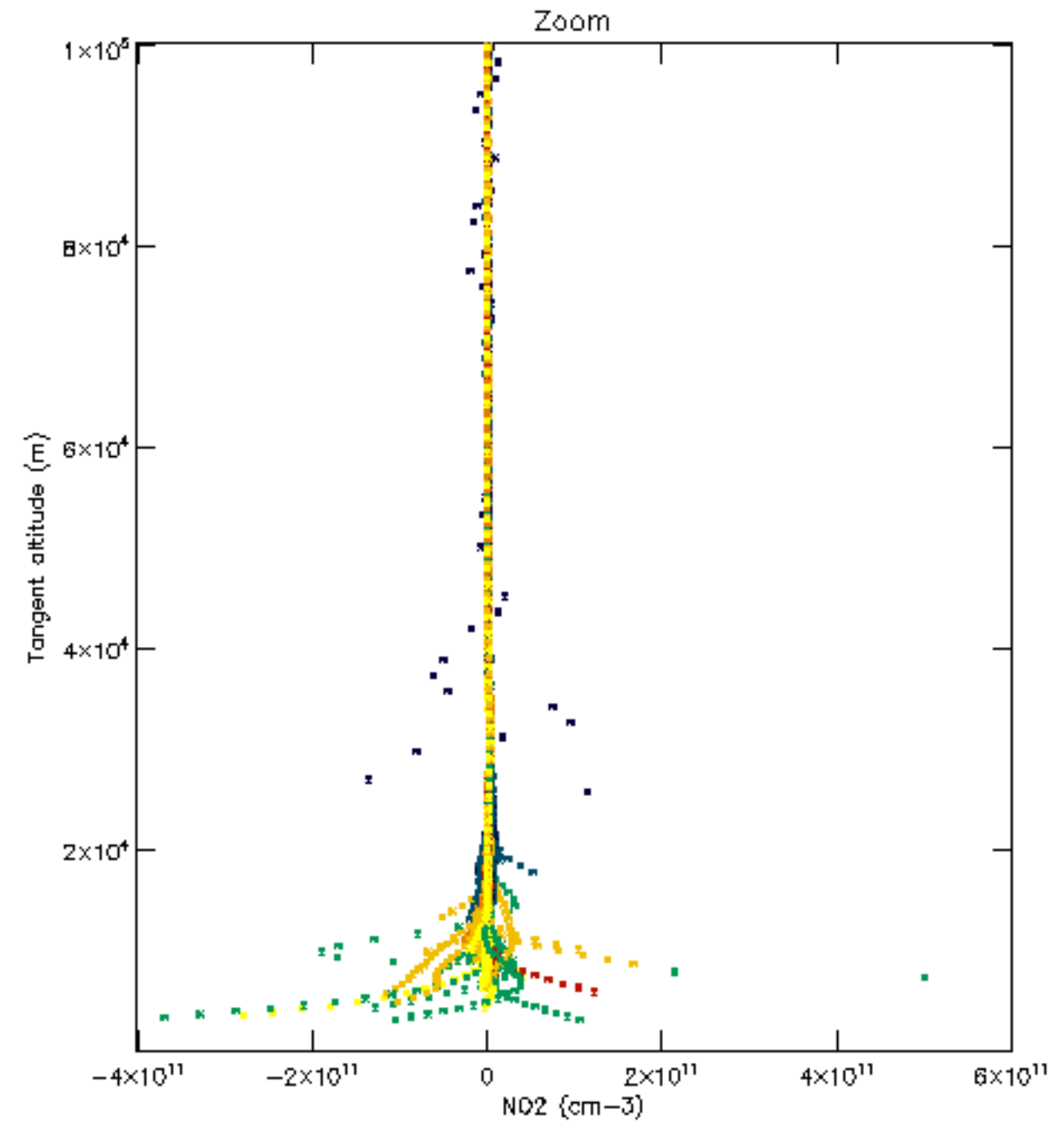
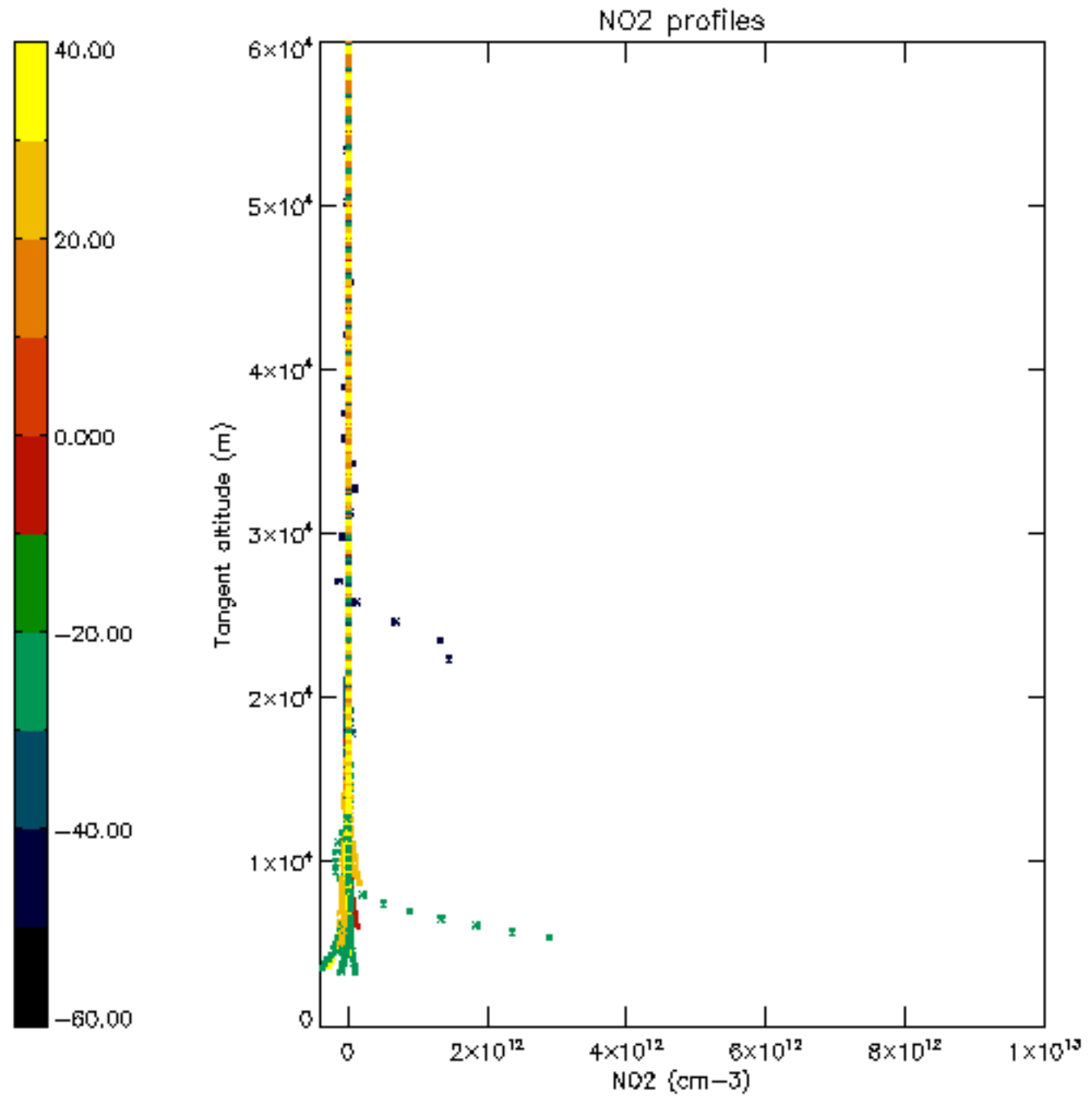


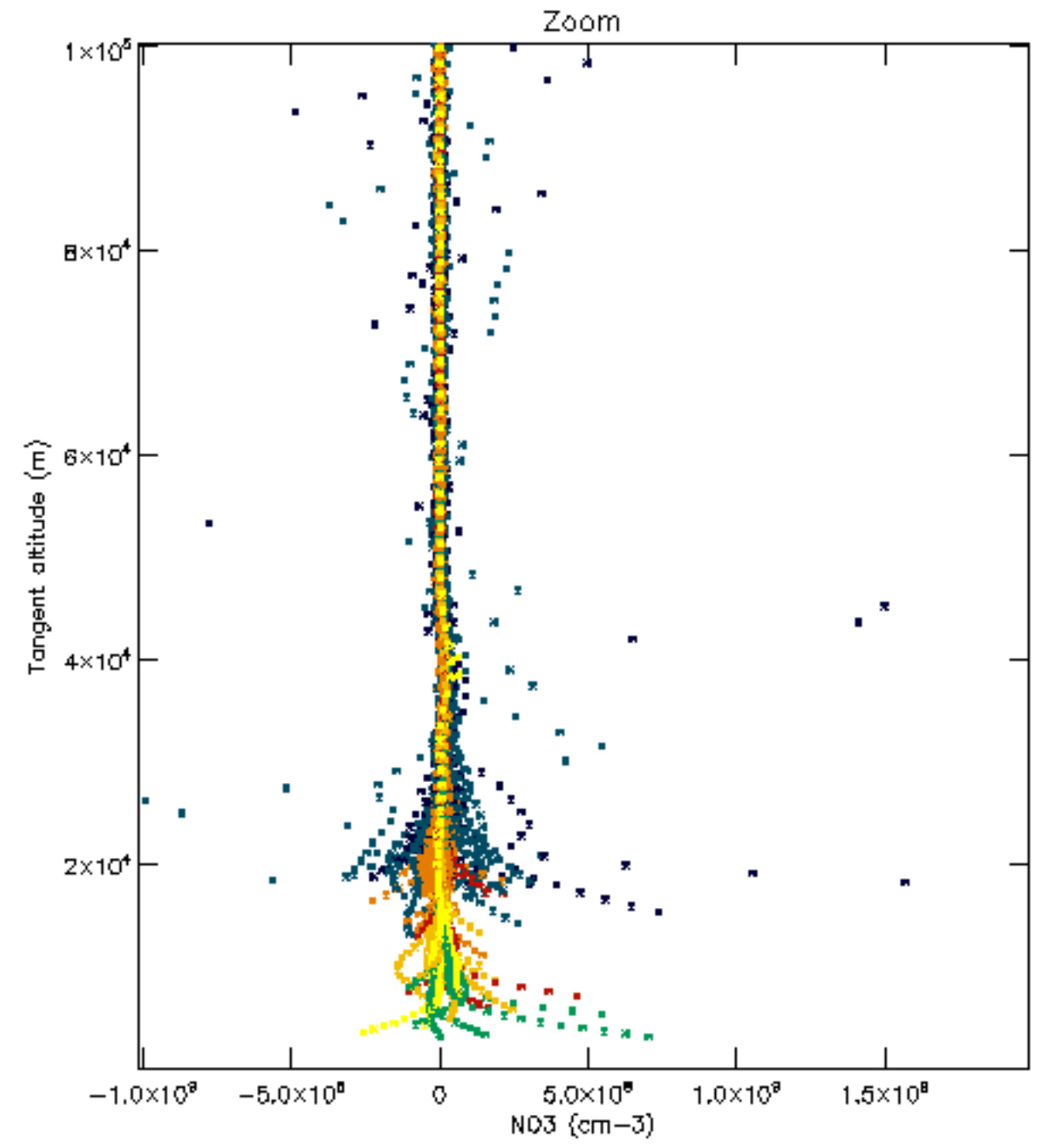
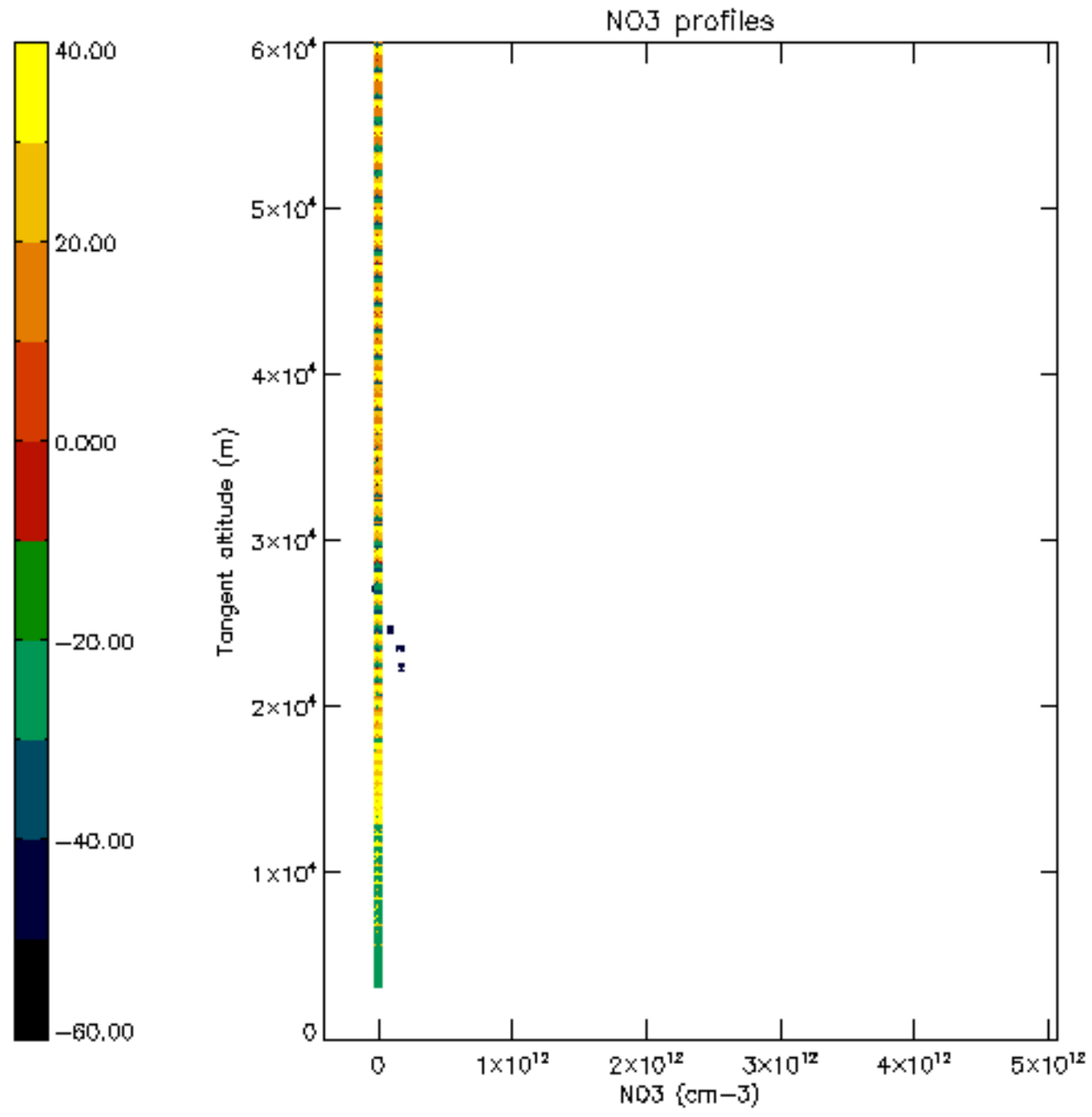


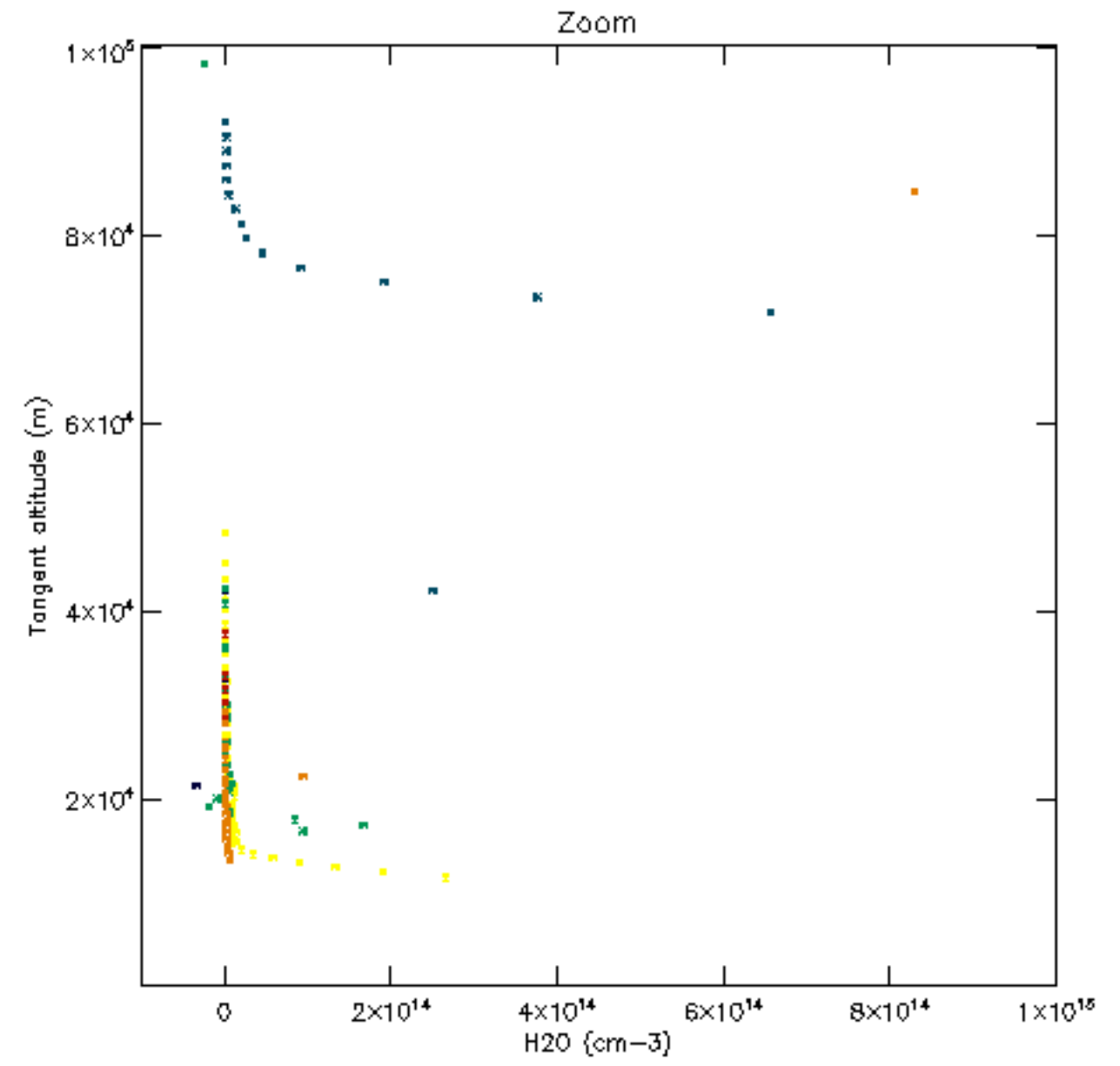
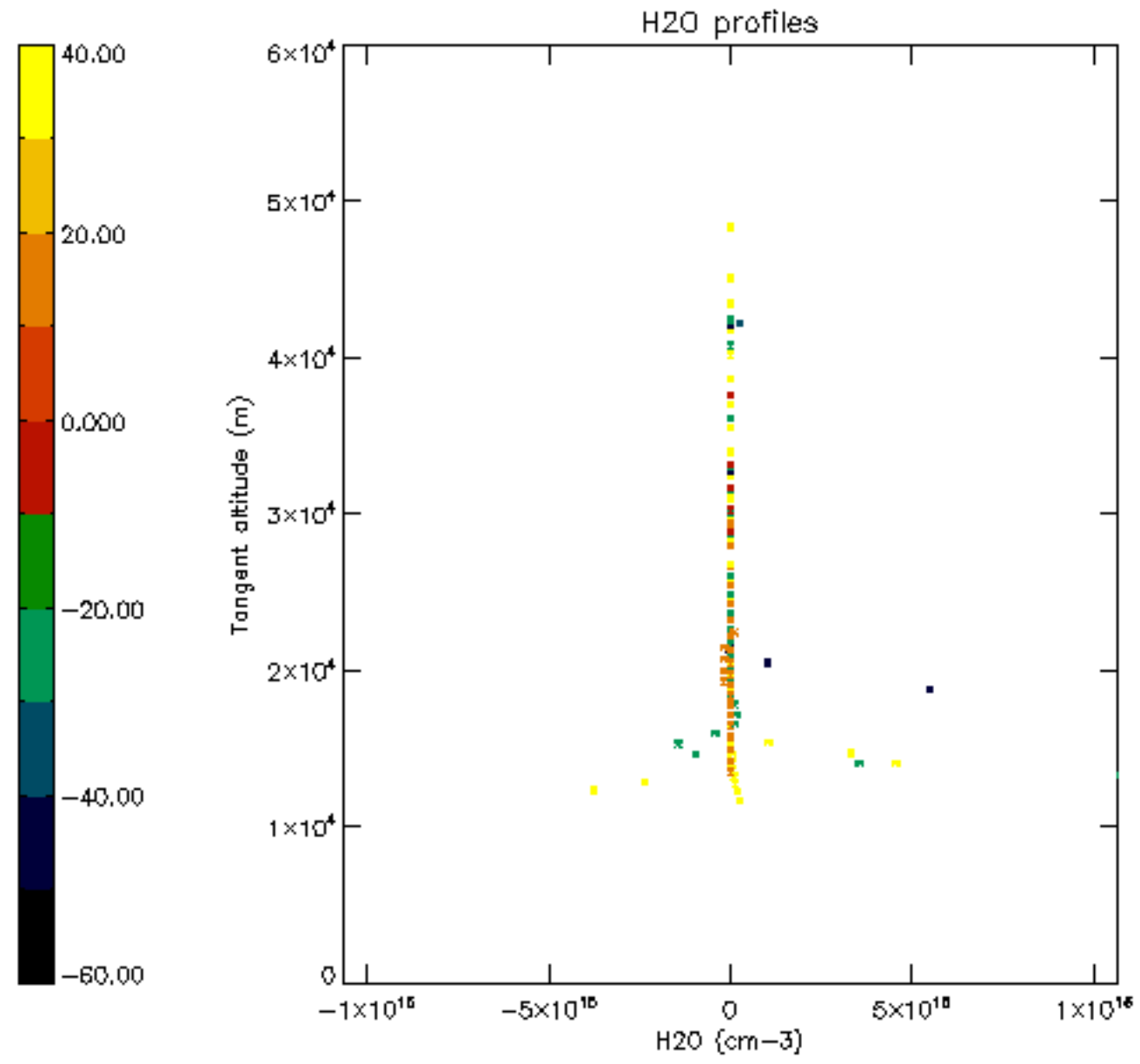


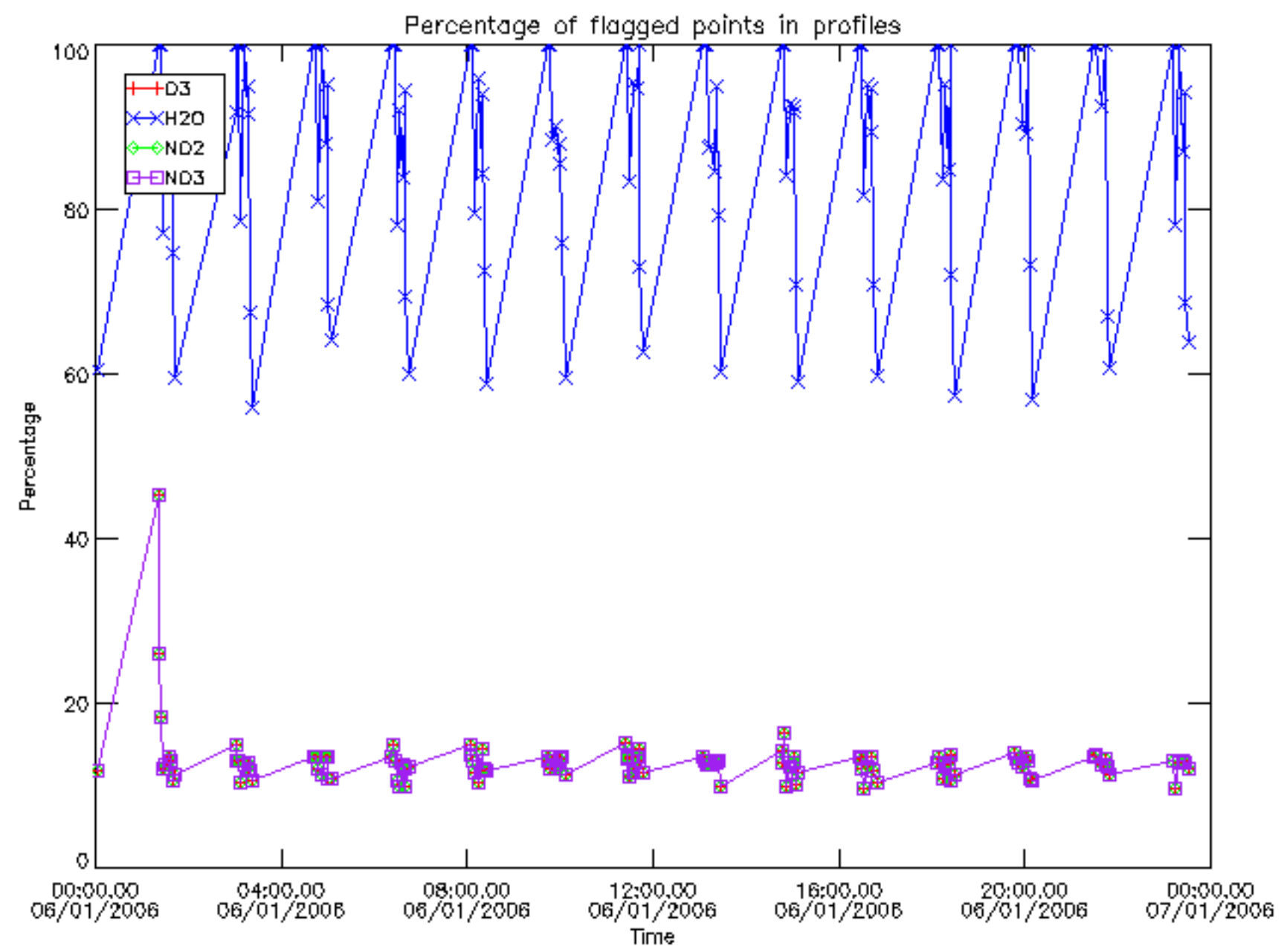




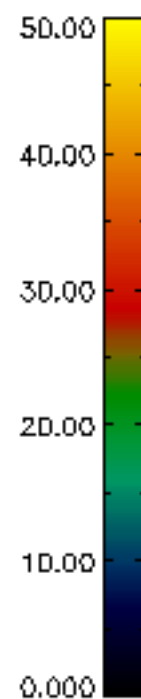
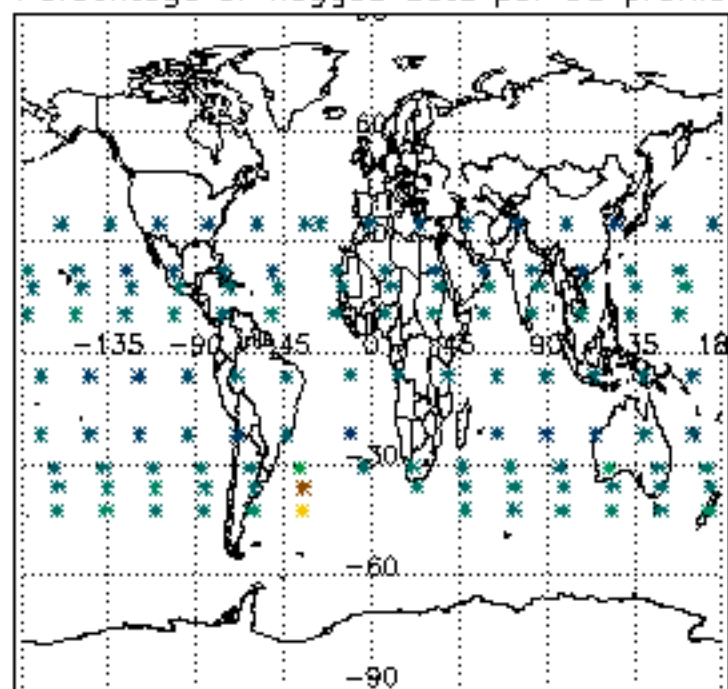




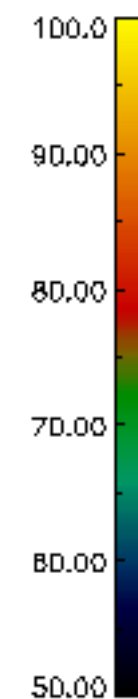
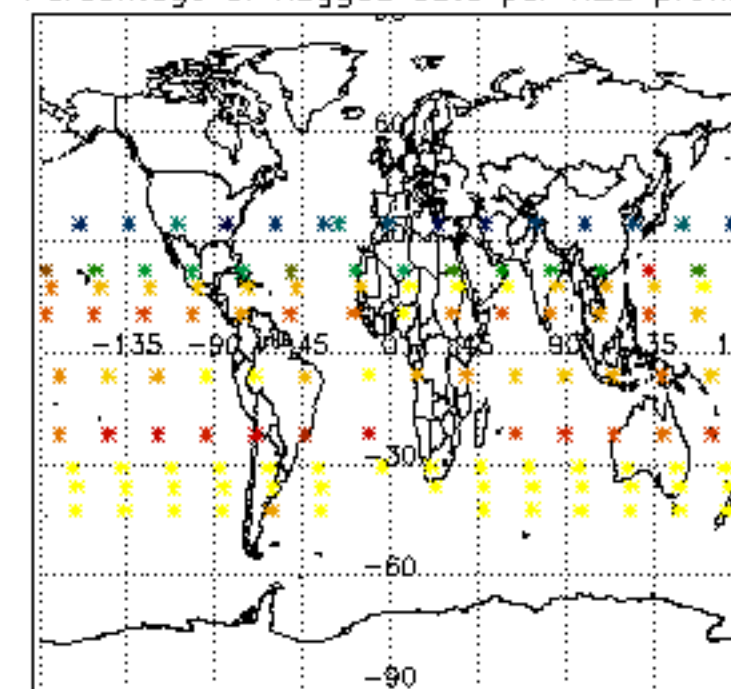




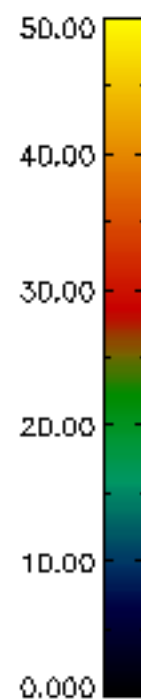
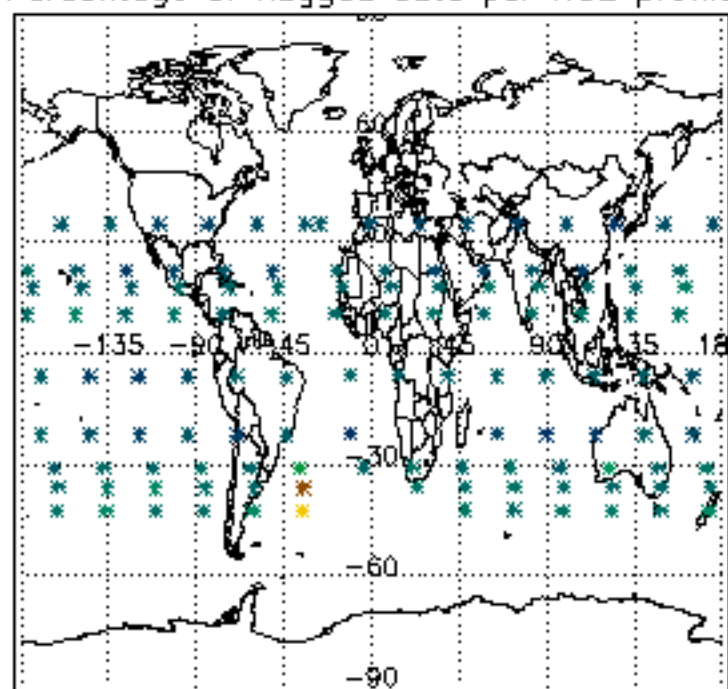
Percentage of flagged data per D3 profile



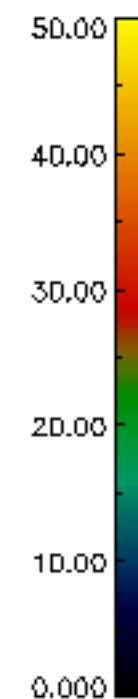
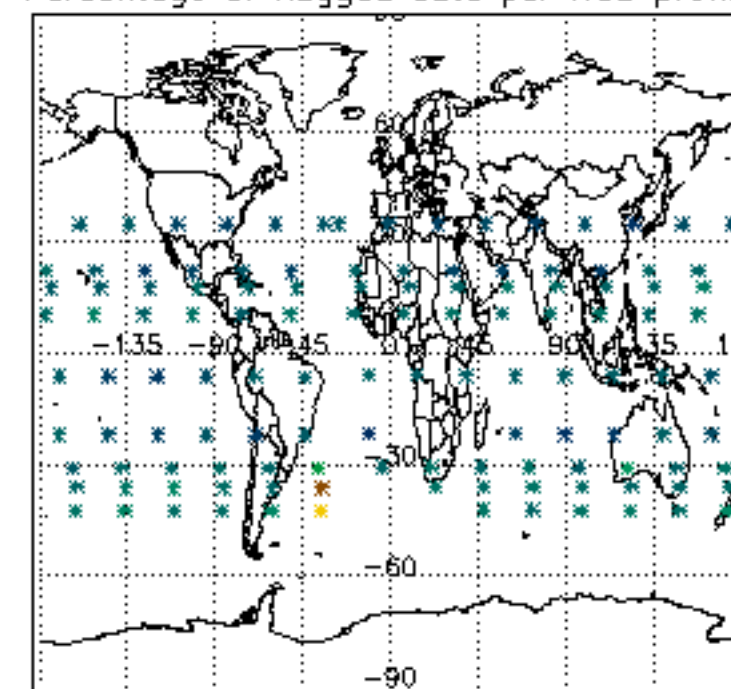
Percentage of flagged data per H2O profile

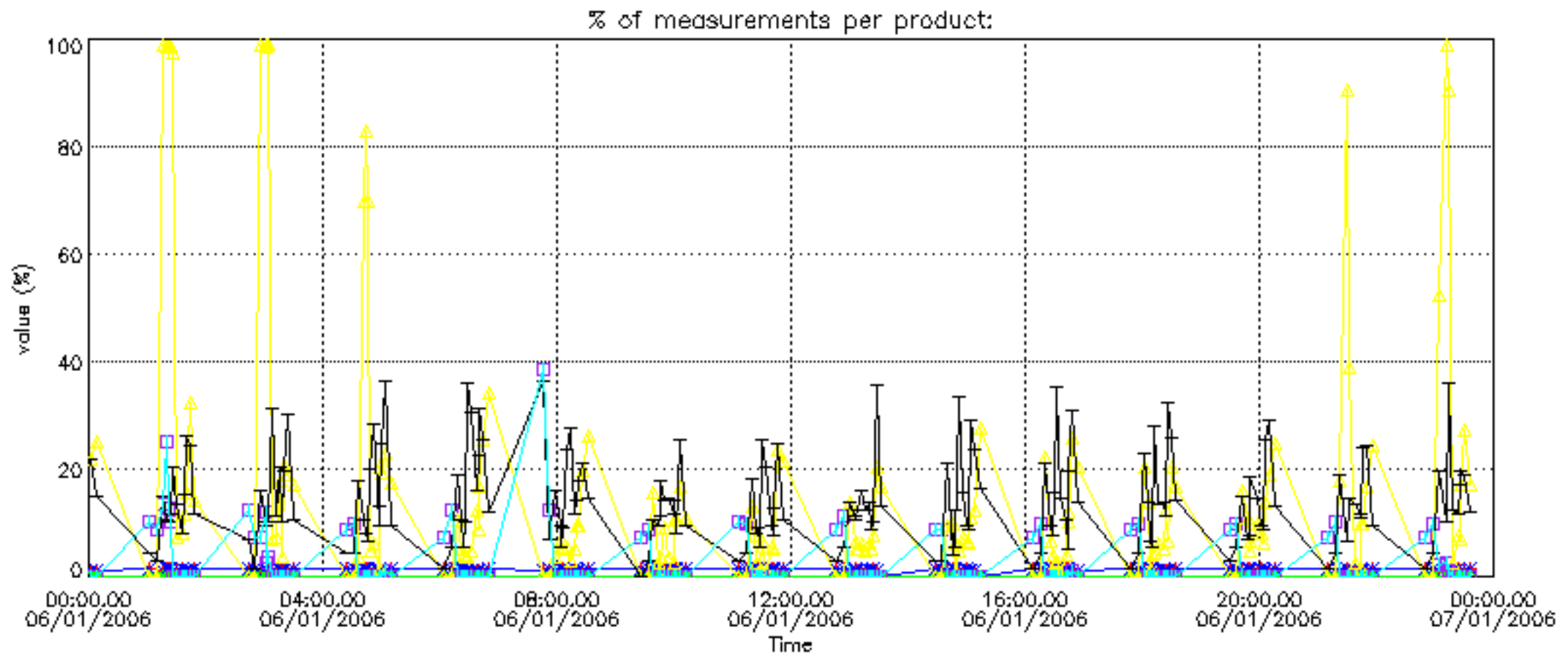


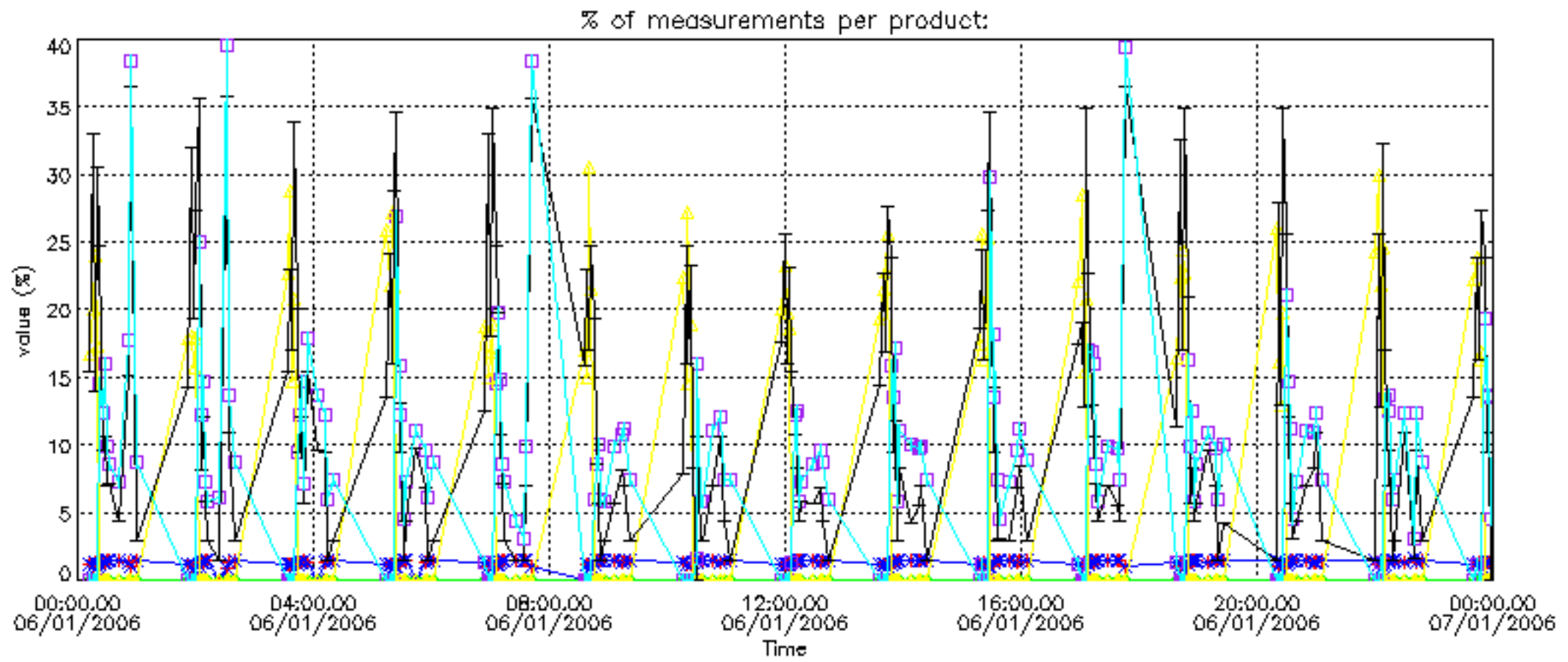
Percentage of flagged data per NO2 profile



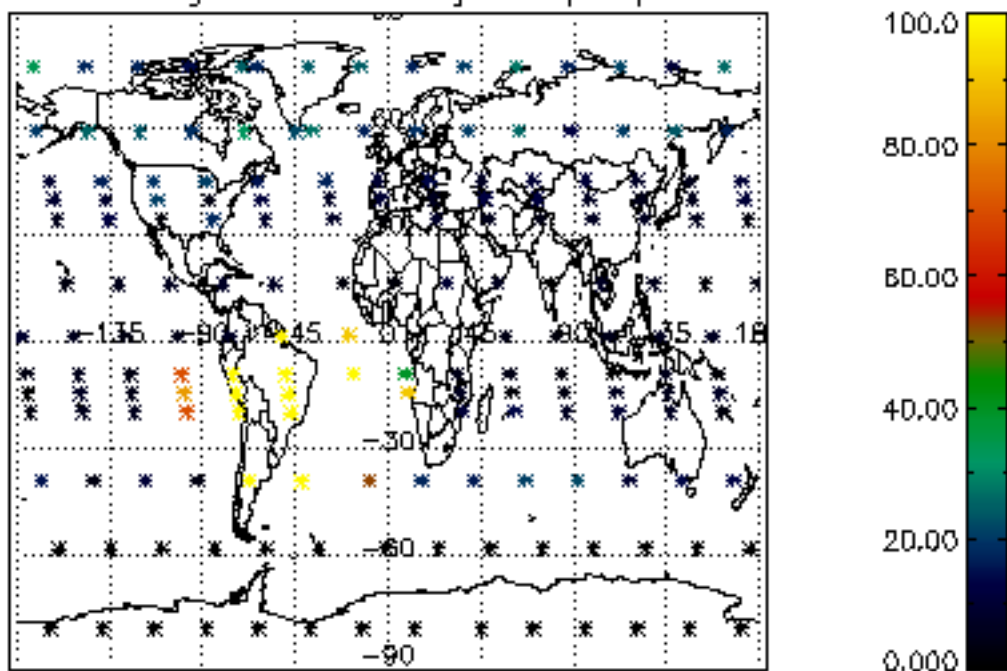
Percentage of flagged data per NO3 profile



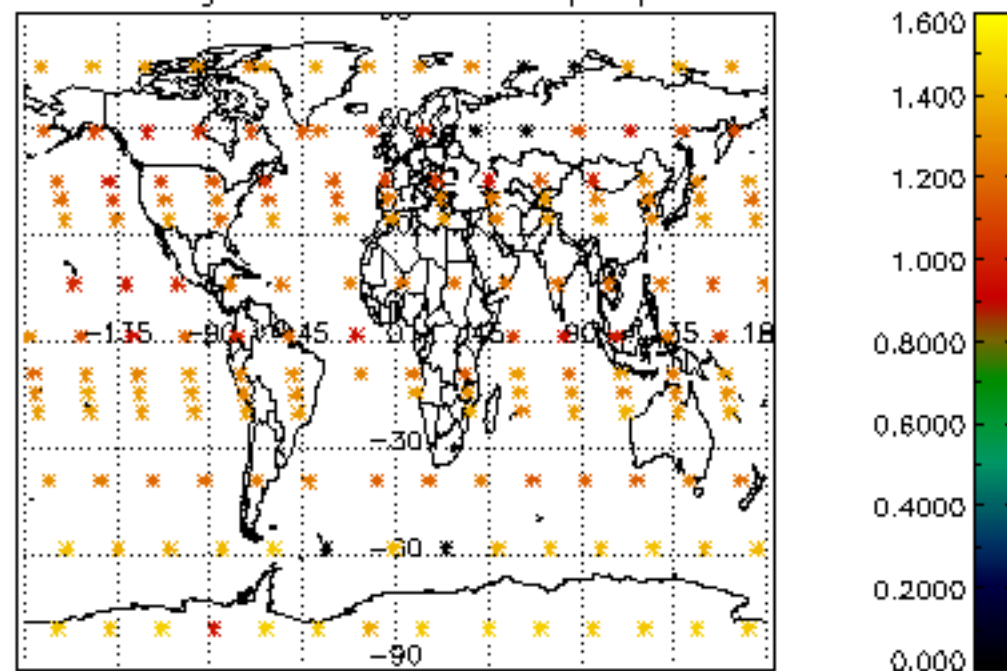




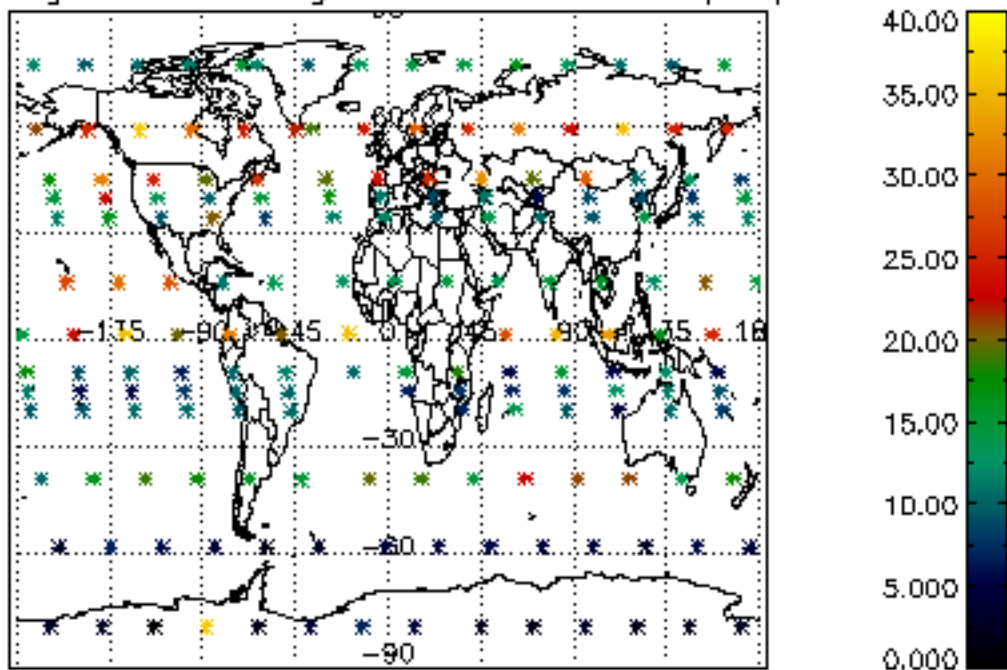
Percentage of cosmic ray hits per profile



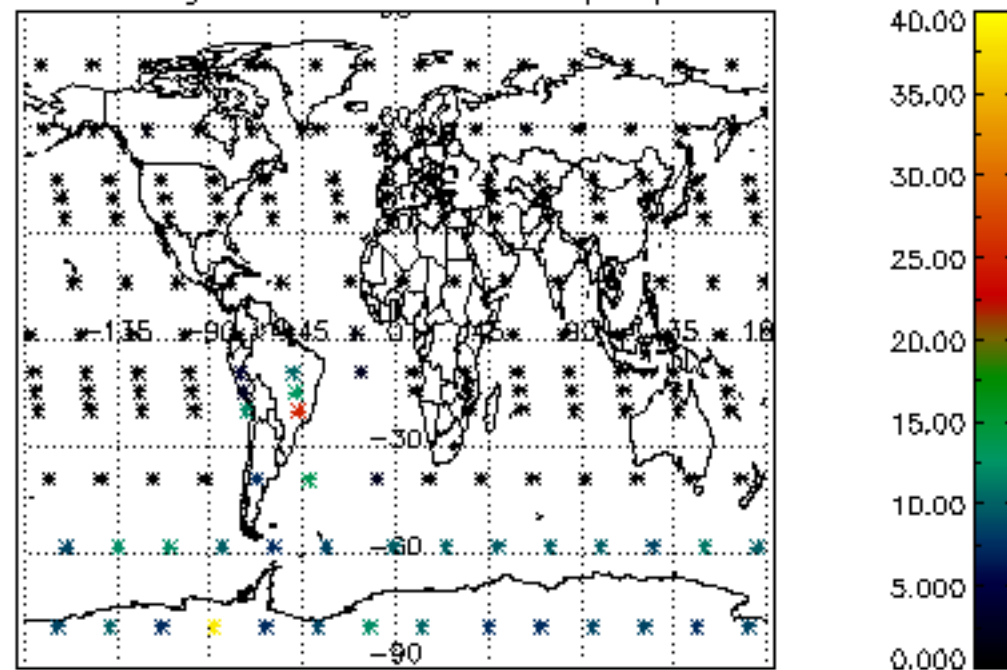
Percentage of datation errors per profile



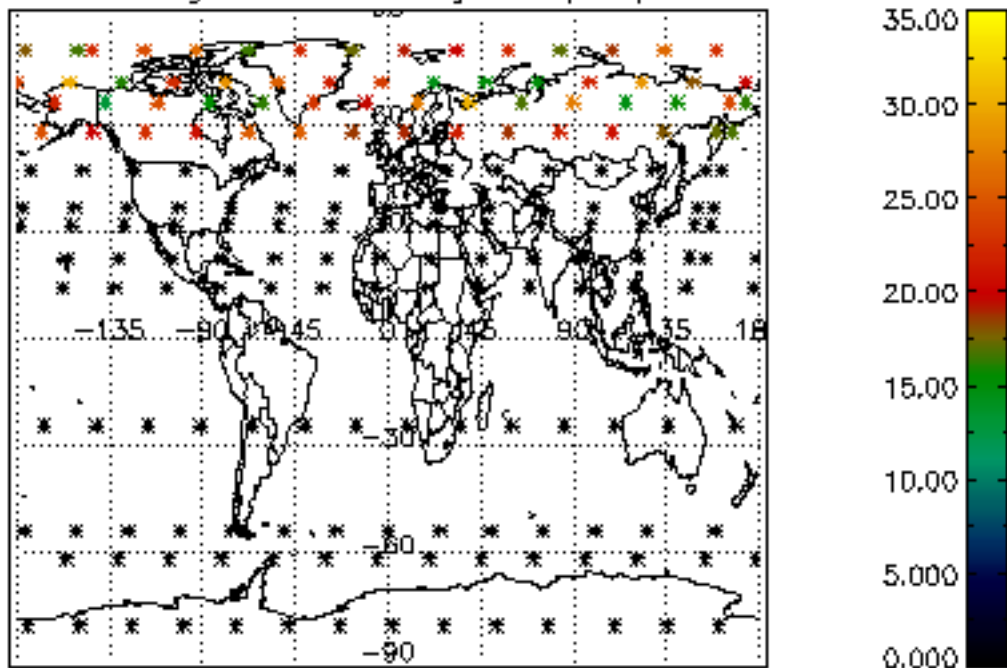
Percentage of star falling outside central band per profile



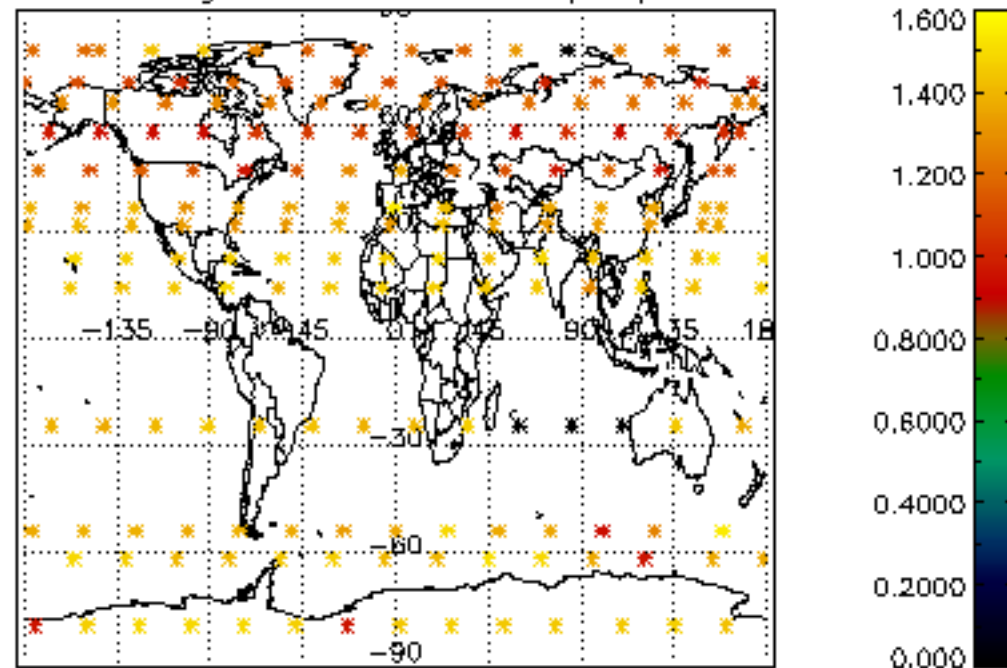
Percentage of saturation errors per profile



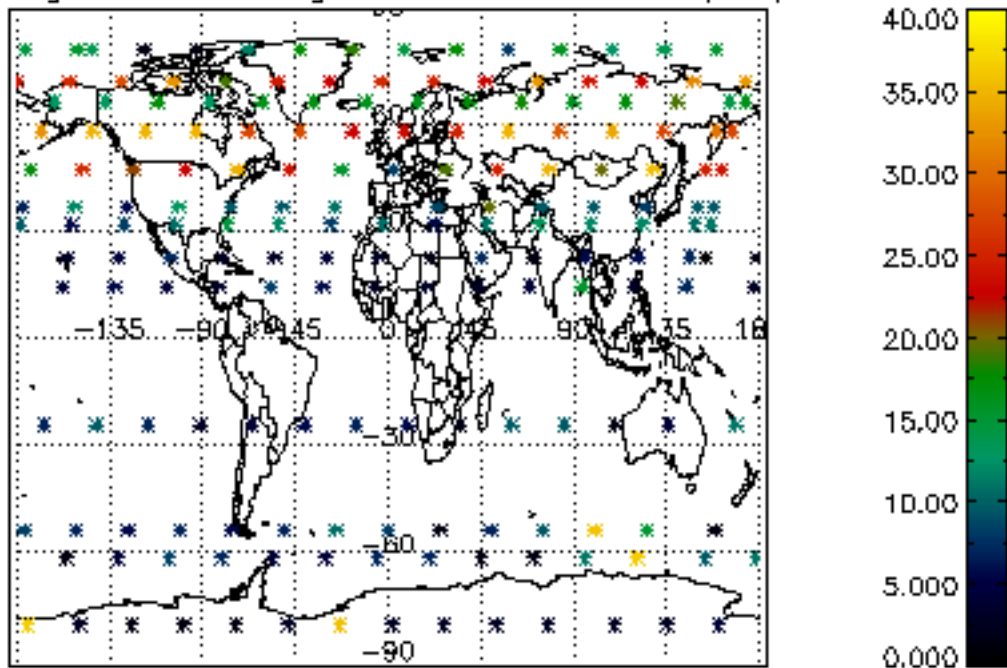
Percentage of cosmic ray hits per profile



Percentage of datation errors per profile



Percentage of star falling outside central band per profile



Percentage of saturation errors per profile

