

GOMOS Level 2 Daily Report

SUMMARY

[1. General Info](#)

[2. Summary of processed GOM_NL_2P products](#)

[3. Level 2 Quality information per product](#)

[3.1 Plot of level 2 quality information per product \(time dependant\)](#)

[3.2 Plot of level 2 quality information per product \(world map\)](#)

[4. Level 1 Quality information per product \(stored on level 2 products\)](#)

[4.1 Plot of level 1 quality information per product \(time dependant\)](#)

[4.1.1 Plot of level 1 quality information per product \(time dependant\): ASCENDING](#)

[4.1.2 Plot of level 1 quality information per product \(time dependant\): DESCENDING](#)

[4.2 Plot of level 1 quality information per product \(world map\)](#)

[4.2.1 Plot of level 1 quality information per product \(world map\): ASCENDING](#)

[4.2.2 Plot of level 1 quality information per product \(world map\): DESCENDING](#)

[5. Ozone profiles based on quality statistics and other trace gas profiles](#)

[5.1 Ozone statistics based on quality of products](#)

[5.2 Plot ozone profiles for all STD \(dark without errors\)](#)

[5.3 Plot ozone profiles where STD < 20% \(dark without errors\)](#)

[5.4. Plot ozone profiles where STD < 10% \(dark without errors\)](#)

[5.5. Plot ozone profiles where STD < 5% \(dark without errors\)](#)

[5.6 Plot NO2 profiles for all STD \(dark without errors\)](#)

[5.7 Plot NO3 profiles for all STD \(dark without errors\)](#)

[5.8 Plot H2O profiles \(only for occultations of stars 1,2,3,4,13,14,16,26,63 dark without errors\) for all STD](#)

[6. Auxiliary Data Files used for the production reported in section 2](#)

This report presents the daily analysis on parameters extracted from GOMOS level 2 data (GOM_NL__2P). It is intended to monitor some important parameters that will impact the quality of these products. A list of level 2 products (and content) that have arrived during the reporting day to the PCF is also given.

Item	Value
Time of report generation	22APR2013 11:42:46
Data source version	GOMOS/6.01
Start time of products	05-01-2006 (05JAN2006 00:00:00)
Stop time of products	06-01-2006 (06JAN2006 00:00:00)
Store outputs in DB	Yes
Nb of level 2 prods	370
Nb of prods with errors	0

2. Summary of processed GOM_NL__2P products.

Nr	Filename	UTC Start time	Limb	Duration	Star Id	Star Name	Star Mag	Star Temp	Nb Meas	Orbit	Prod. error
1	GOM_NL__2PRFIN20060105_000056_000000352044_00030_20124_6995.N1	05-JAN-2006 00:00:56	Bright	35.000	120	1Del Oph	2.7340	3200.0	70	20124	No
2	GOM_NL__2PRFIN20060105_000530_000000382044_00030_20124_6996.N1	05-JAN-2006 00:05:30	Bright	38.000	97	8Bet1Sco	2.5610	30000.	76	20124	No
3	GOM_NL__2PRFIN20060105_000720_000000392044_00030_20124_6997.N1	05-JAN-2006 00:07:20	Twilight	38.500	158	6Pi Sco	2.9060	28000.	77	20124	No
4	GOM_NL__2PRFIN20060105_001147_000000372044_00030_20124_6998.N1	05-JAN-2006 00:11:47	Dark	37.000	131	Gam Lup	2.8000	26000.	74	20124	No
5	GOM_NL__2PRFIN20060105_001313_000000402044_00030_20124_6999.N1	05-JAN-2006 00:13:13	Dark	39.500	109	Bet Lup	2.6770	26000.	79	20124	No
6	GOM_NL__2PRFIN20060105_001442_000000422044_00030_20124_7000.N1	05-JAN-2006 00:14:42	Dark	41.500	78	Alp Lup	2.3040	28000.	83	20124	No
7	GOM_NL__2PRFIN20060105_001745_000000462044_00031_20125_6974.N1	05-JAN-2006 00:17:45	Dark	45.500	4	Alp1Cen	-0.010000	5800.0	91	20125	No
8	GOM_NL__2PRFIN20060105_002146_000000432044_00031_20125_6975.N1	05-JAN-2006 00:21:46	Dark	43.000	12	Alp1Cru	0.77500	30000.	86	20125	No
9	GOM_NL__2PRFIN20060105_002655_000000392044_00031_20125_6976.N1	05-JAN-2006 00:26:55	Dark	38.500	29	Bet Car	1.6720	10200.	77	20125	No
10	GOM_NL__2PRFIN20060105_002828_000000422044_00031_20125_6977.N1	05-JAN-2006 00:28:28	Dark	41.500	71	lot Car	2.2460	7700.0	83	20125	No
11	GOM_NL__2PRFIN20060105_002958_000000502044_00031_20125_6978.N1	05-JAN-2006 00:29:58	Dark	50.000	41	Eps Car	1.8600	4100.0	100	20125	No
12	GOM_NL__2PRFIN20060105_003400_000000432044_00031_20125_6979.N1	05-JAN-2006 00:34:00	Dark	42.500	2	Alp Car	-0.73600	7000.0	85	20125	No
13	GOM_NL__2PRFIN20060105_003939_000000402044_00031_20125_6980.N1	05-JAN-2006 00:39:39	Straylight	40.000	108	Alp Col	2.6520	15200.	80	20125	No
14	GOM_NL__2PRFIN20060105_004345_000000132044_00031_20125_6981.N1	05-JAN-2006 00:43:45	Straylight	13.000	47	2Bet CMa	1.9760	28000.	26	20125	No
15	GOM_NL__2PRFIN20060105_004705_000000452044_00031_20125_6982.N1	05-JAN-2006 00:47:05	Straylight	44.500	7	19Bet Ori	0.10000	14000.	89	20125	No
16	GOM_NL__2PRFIN20060105_004853_000000432044_00031_20125_6983.N1	05-JAN-2006 00:48:53	Straylight	42.500	30	46Eps Ori	1.6940	30000.	85	20125	No
17	GOM_NL__2PRFIN20060105_005118_000000482044_00031_20125_6984.N1	05-JAN-2006 00:51:18	Twilight	48.000	14	58Alp Ori	0.87000	3000.0	96	20125	No
18	GOM_NL__2PRFIN20060105_005418_000000432044_00031_20125_6985.N1	05-JAN-2006 00:54:18	Bright	43.000	13	87Alp Tau	0.86700	3800.0	86	20125	No
19	GOM_NL__2PRFIN20060105_005722_000000362044_00031_20125_6986.N1	05-JAN-2006 00:57:22	Bright	35.500	28	12Bet Tau	1.6500	15200.	71	20125	No
20	GOM_NL__2PRFIN20060105_005843_000000372044_00031_20125_6987.N1	05-JAN-2006 00:58:43	Bright	37.000	114	3lot Aur	2.6930	4600.0	74	20125	No
21	GOM_NL__2PRFIN20060105_010114_000000352044_00031_20125_6988.N1	05-JAN-2006 01:01:14	Bright	34.500	149	45Eps Per	2.8880	30000.	69	20125	No
22	GOM_NL__2PRFIN20060105_011431_000000342044_00031_20125_6989.N1	05-JAN-2006 01:14:31	Bright	34.000	49	1Alp UMi	1.9900	6300.0	68	20125	No
23	GOM_NL__2PRFIN20060105_012251_000000362044_00031_20125_6990.N1	05-JAN-2006 01:22:51	Bright	35.500	119	14Eta Dra	2.7270	4700.0	71	20125	No
24	GOM_NL__2PRFIN20060105_012505_000000522044_00031_20125_6991.N1	05-JAN-2006 01:25:05	Bright	52.000	130	23Bet Dra	2.7990	5800.0	104	20125	No
25	GOM_NL__2PRFIN20060105_013118_000000352044_00031_20125_6992.N1	05-JAN-2006 01:31:18	Bright	35.000	133	40Zet Her	2.8070	6000.0	70	20125	No
26	GOM_NL__2PRFIN20060105_013416_000000342044_00031_20125_6993.N1	05-JAN-2006 01:34:16	Bright	34.000	127	27Bet Her	2.7810	4700.0	68	20125	No
27	GOM_NL__2PRFIN20060105_014132_000000342044_00031_20125_6994.N1	05-JAN-2006 01:41:32	Bright	34.000	120	1Del Oph	2.7340	3200.0	68	20125	No
28	GOM_NL__2PRFIN20060105_014606_000000372044_00031_20125_6995.N1	05-JAN-2006 01:46:06	Bright	37.000	97	8Bet1Sco	2.5610	30000.	74	20125	No
29	GOM_NL__2PRFIN20060105_015349_000000382044_00031_20125_6996.N1	05-JAN-2006 01:53:49	Dark	38.000	109	Bet Lup	2.6770	26000.	76	20125	No
30	GOM_NL__2PRFIN20060105_015519_000000392044_00031_20125_6997.N1	05-JAN-2006 01:55:19	Dark	39.000	78	Alp Lup	2.3040	28000.	78	20125	No
31	GOM_NL__2PRFIN20060105_015822_000000402044_00032_20126_6974.N1	05-JAN-2006 01:58:22	Dark	40.000	4	Alp1Cen	-0.010000	5800.0	80	20126	No
32	GOM_NL__2PRFIN20060105_020223_000000412044_00032_20126_6975.N1	05-JAN-2006 02:02:23	Dark	41.000	12	Alp1Cru	0.77500	30000.	82	20126	No
33	GOM_NL__2PRFIN20060105_020731_000000412044_00032_20126_6976.N1	05-JAN-2006 02:07:31	Dark	40.500	29	Bet Car	1.6720	10200.	81	20126	No
34	GOM_NL__2PRFIN20060105_020904_000000452044_00032_20126_6977.N1	05-JAN-2006 02:09:04	Dark	44.500	71	lot Car	2.2460	7700.0	89	20126	No
35	GOM_NL__2PRFIN20060105_021034_000000482044_00032_20126_6978.N1	05-JAN-2006 02:10:34	Dark	47.500	41	Eps Car	1.8600	4100.0	95	20126	No
36	GOM_NL__2PRFIN20060105_021437_000000522044_00032_20126_6979.N1	05-JAN-2006 02:14:37	Dark	52.000	2	Alp Car	-0.73600	7000.0	104	20126	No
37	GOM_NL__2PRFIN20060105_022015_000000392044_00032_20126_6980.N1	05-JAN-2006 02:20:15	Straylight	38.500	108	Alp Col	2.6520	15200.	77	20126	No
38	GOM_NL__2PRFIN20060105_022421_000000242044_00032_20126_6981.N1	05-JAN-2006 02:24:21	Straylight	24.000	47	2Bet CMa	1.9760	28000.	48	20126	No
39	GOM_NL__2PRFIN20060105_022741_000000412044_00032_20126_6982.N1	05-JAN-2006 02:27:41	Straylight	41.000	7	19Bet Ori	0.10000	14000.	82	20126	No
40	GOM_NL__2PRFIN20060105_022929_000000432044_00032_20126_6983.N1	05-JAN-2006 02:29:29	Straylight	43.000	30	46Eps Ori	1.6940	30000.	86	20126	No
41	GOM_NL__2PRFIN20060105_023154_000000532044_00032_20126_6984.N1	05-JAN-2006 02:31:54	Twilight	53.000	14	58Alp Ori	0.87000	3000.0	106	20126	No
42	GOM_NL__2PRFIN20060105_023455_000000422044_00032_20126_6985.N1	05-JAN-2006 02:34:55	Bright	41.500	13	87Alp Tau	0.86700	3800.0	83	20126	No

43	GOM_NL__2PRFIN20060105_023758_000000392044_00032_20126_6986.N1	05-JAN-2006 02:37:58	Bright	39.000	28	12Bet Tau	1.6500	15200.	78	20126	No
44	GOM_NL__2PRFIN20060105_023919_000000392044_00032_20126_6987.N1	05-JAN-2006 02:39:19	Bright	38.500	114	3Iot Aur	2.6930	4600.0	77	20126	No
45	GOM_NL__2PRFIN20060105_024150_000000352044_00032_20126_6988.N1	05-JAN-2006 02:41:50	Bright	35.000	149	45Eps Per	2.8880	30000.	70	20126	No
46	GOM_NL__2PRFIN20060105_024409_000000352044_00032_20126_6989.N1	05-JAN-2006 02:44:09	Bright	34.500	175	39Del Per	3.0100	19400.	69	20126	No
47	GOM_NL__2PRFIN20060105_025507_000000382044_00032_20126_6990.N1	05-JAN-2006 02:55:07	Bright	38.000	49	1Alp UMi	1.9900	6300.0	76	20126	No
48	GOM_NL__2PRFIN20060105_030327_000000372044_00032_20126_6991.N1	05-JAN-2006 03:03:27	Bright	36.500	119	14Eta Dra	2.7270	4700.0	73	20126	No
49	GOM_NL__2PRFIN20060105_030541_000000362044_00032_20126_6992.N1	05-JAN-2006 03:05:41	Bright	36.000	130	23Bet Dra	2.7990	5800.0	72	20126	No
50	GOM_NL__2PRFIN20060105_031154_000000352044_00032_20126_6993.N1	05-JAN-2006 03:11:54	Bright	35.000	133	40Zet Her	2.8070	6000.0	70	20126	No
51	GOM_NL__2PRFIN20060105_031452_000000442044_00032_20126_6994.N1	05-JAN-2006 03:14:52	Bright	44.000	127	27Bet Her	2.7810	4700.0	88	20126	No
52	GOM_NL__2PRFIN20060105_032208_000000352044_00032_20126_6995.N1	05-JAN-2006 03:22:08	Bright	34.500	120	1Del Oph	2.7340	3200.0	69	20126	No
53	GOM_NL__2PRFIN20060105_032734_000000412044_00032_20126_6996.N1	05-JAN-2006 03:27:34	Bright	40.500	80	7Del Sco	2.3160	30000.	81	20126	No
54	GOM_NL__2PRFIN20060105_033300_000000392044_00032_20126_6997.N1	05-JAN-2006 03:33:00	Dark	38.500	131	Gam Lup	2.8000	26000.	77	20126	No
55	GOM_NL__2PRFIN20060105_033426_000000382044_00032_20126_6998.N1	05-JAN-2006 03:34:26	Dark	37.500	109	Bet Lup	2.6770	26000.	75	20126	No
56	GOM_NL__2PRFIN20060105_033555_000000392044_00032_20126_6999.N1	05-JAN-2006 03:35:55	Dark	38.500	78	Alp Lup	2.3040	28000.	77	20126	No
57	GOM_NL__2PRFIN20060105_034259_000000412044_00033_20127_6974.N1	05-JAN-2006 03:42:59	Dark	41.000	12	Alp1Cru	0.77500	30000.	82	20127	No
58	GOM_NL__2PRFIN20060105_034807_000000382044_00033_20127_6975.N1	05-JAN-2006 03:48:07	Dark	37.500	29	Bet Car	1.6720	10200.	75	20127	No
59	GOM_NL__2PRFIN20060105_034941_000000452044_00033_20127_6976.N1	05-JAN-2006 03:49:41	Dark	44.500	71	Iot Car	2.2460	7700.0	89	20127	No
60	GOM_NL__2PRFIN20060105_035110_000000472044_00033_20127_6977.N1	05-JAN-2006 03:51:10	Dark	46.500	41	Eps Car	1.8600	4100.0	93	20127	No
61	GOM_NL__2PRFIN20060105_035513_000000472044_00033_20127_6978.N1	05-JAN-2006 03:55:13	Dark	46.500	2	Alp Car	-0.73600	7000.0	93	20127	No
62	GOM_NL__2PRFIN20060105_040051_000000402044_00033_20127_6979.N1	05-JAN-2006 04:00:51	Straylight	40.000	108	Alp Col	2.6520	15200.	80	20127	No
63	GOM_NL__2PRFIN20060105_040457_000000242044_00033_20127_6980.N1	05-JAN-2006 04:04:57	Straylight	24.000	47	2Bet CMa	1.9760	28000.	48	20127	No
64	GOM_NL__2PRFIN20060105_040817_000000472044_00033_20127_6981.N1	05-JAN-2006 04:08:17	Straylight	46.500	7	19Bet Ori	0.10000	14000.	93	20127	No
65	GOM_NL__2PRFIN20060105_041005_000000422044_00033_20127_6982.N1	05-JAN-2006 04:10:05	Straylight	41.500	30	46Eps Ori	1.6940	30000.	83	20127	No
66	GOM_NL__2PRFIN20060105_041230_000000492044_00033_20127_6983.N1	05-JAN-2006 04:12:30	Tw_i_and_stray	49.000	14	58Alp Ori	0.87000	3000.0	98	20127	No
67	GOM_NL__2PRFIN20060105_041531_000000452044_00033_20127_6984.N1	05-JAN-2006 04:15:31	Bright	44.500	13	87Alp Tau	0.86700	3800.0	89	20127	No
68	GOM_NL__2PRFIN20060105_041834_000000372044_00033_20127_6985.N1	05-JAN-2006 04:18:34	Bright	37.000	28	12Bet Tau	1.6500	15200.	74	20127	No
69	GOM_NL__2PRFIN20060105_041955_000000372044_00033_20127_6986.N1	05-JAN-2006 04:19:55	Bright	37.000	114	3Iot Aur	2.6930	4600.0	74	20127	No
70	GOM_NL__2PRFIN20060105_042227_000000352044_00033_20127_6987.N1	05-JAN-2006 04:22:27	Bright	35.000	149	45Eps Per	2.8880	30000.	70	20127	No
71	GOM_NL__2PRFIN20060105_042445_000000352044_00033_20127_6988.N1	05-JAN-2006 04:24:45	Bright	34.500	175	39Del Per	3.0100	19400.	69	20127	No
72	GOM_NL__2PRFIN20060105_043543_000000362044_00033_20127_6989.N1	05-JAN-2006 04:35:43	Bright	35.500	49	1Alp UMi	1.9900	6300.0	71	20127	No
73	GOM_NL__2PRFIN20060105_044403_000000362044_00033_20127_6990.N1	05-JAN-2006 04:44:03	Bright	36.000	119	14Eta Dra	2.7270	4700.0	72	20127	No
74	GOM_NL__2PRFIN20060105_044617_000000342044_00033_20127_6991.N1	05-JAN-2006 04:46:17	Bright	33.500	130	23Bet Dra	2.7990	5800.0	67	20127	No
75	GOM_NL__2PRFIN20060105_045230_000000382044_00033_20127_6992.N1	05-JAN-2006 04:52:30	Bright	37.500	133	40Zet Her	2.8070	6000.0	75	20127	No
76	GOM_NL__2PRFIN20060105_045528_000000362044_00033_20127_6993.N1	05-JAN-2006 04:55:28	Bright	36.000	127	27Bet Her	2.7810	4700.0	72	20127	No
77	GOM_NL__2PRFIN20060105_050244_000000362044_00033_20127_6994.N1	05-JAN-2006 05:02:44	Bright	35.500	120	1Del Oph	2.7340	3200.0	71	20127	No
78	GOM_NL__2PRFIN20060105_050810_000000432044_00033_20127_6995.N1	05-JAN-2006 05:08:10	Bright	42.500	80	7Del Sco	2.3160	30000.	85	20127	No
79	GOM_NL__2PRFIN20060105_051336_000000392044_00033_20127_6996.N1	05-JAN-2006 05:13:36	Dark	38.500	131	Gam Lup	2.8000	26000.	77	20127	No
80	GOM_NL__2PRFIN20060105_051502_000000402044_00033_20127_6997.N1	05-JAN-2006 05:15:02	Dark	40.000	109	Bet Lup	2.6770	26000.	80	20127	No
81	GOM_NL__2PRFIN20060105_051632_000000402044_00033_20127_6998.N1	05-JAN-2006 05:16:32	Dark	39.500	78	Alp Lup	2.3040	28000.	79	20127	No
82	GOM_NL__2PRFIN20060105_052336_000000392044_00034_20128_6975.N1	05-JAN-2006 05:23:36	Dark	39.000	12	Alp1Cru	0.77500	30000.	78	20128	No
83	GOM_NL__2PRFIN20060105_052844_000000372044_00034_20128_6976.N1	05-JAN-2006 05:28:44	Dark	37.000	29	Bet Car	1.6720	10200.	74	20128	No
84	GOM_NL__2PRFIN20060105_053017_000000432044_00034_20128_6977.N1	05-JAN-2006 05:30:17	Dark	42.500	71	Iot Car	2.2460	7700.0	85	20128	No
85	GOM_NL__2PRFIN20060105_053147_000000442044_00034_20128_6978.N1	05-JAN-2006 05:31:47	Dark	44.000	41	Eps Car	1.8600	4100.0	88	20128	No
86	GOM_NL__2PRFIN20060105_053549_000000442044_00034_20128_6979.N1	05-JAN-2006 05:35:49	Dark	43.500	2	Alp Car	-0.73600	7000.0	87	20128	No
87	GOM_NL__2PRFIN20060105_054127_000000392044_00034_20128_6980.N1	05-JAN-2006 05:41:27	Straylight	39.000	108	Alp Col	2.6520	15200.	78	20128	No
88	GOM_NL__2PRFIN20060105_054533_000000342044_00034_20128_6981.N1	05-JAN-2006 05:45:33	Straylight	34.000	47	2Bet CMa	1.9760	28000.	68	20128	No
89	GOM_NL__2PRFIN20060105_054853_000000442044_00034_20128_6982.N1	05-JAN-2006 05:48:53	Straylight	44.000	7	19Bet Ori	0.10000	14000.	88	20128	No
90	GOM_NL__2PRFIN20060105_055041_000000442044_00034_20128_6983.N1	05-JAN-2006 05:50:41	Straylight	43.500	30	46Eps Ori	1.6940	30000.	87	20128	No
91	GOM_NL__2PRFIN20060105_055306_000000462044_00034_20128_6984.N1	05-JAN-2006 05:53:06	Tw_i_and_stray	46.000	14	58Alp Ori	0.87000	3000.0	92	20128	No
92	GOM_NL__2PRFIN20060105_055607_000000482044_00034_20128_6985.N1	05-JAN-2006 05:56:07	Bright	47.500	13	87Alp Tau	0.86700	3800.0	95	20128	No
93	GOM_NL__2PRFIN20060105_055910_000000382044_00034_20128_6986.N1	05-JAN-2006 05:59:10	Bright	37.500	28	12Bet Tau	1.6500	15200.	75	20128	No
94	GOM_NL__2PRFIN20060105_060031_000000372044_00034_20128_6987.N1	05-JAN-2006 06:00:31	Bright	36.500	114	3Iot Aur	2.6930	4600.0	73	20128	No
95	GOM_NL__2PRFIN20060105_060303_000000342044_00034_20128_6988.N1	05-JAN-2006 06:03:03	Bright	34.000	149	45Eps Per	2.8880	30000.	68	20128	No
96	GOM_NL__2PRFIN20060105_060521_000000342044_00034_20128_6989.N1	05-JAN-2006 06:05:21	Bright	34.000	175	39Del Per	3.0100	19400.	68	20128	No
97	GOM_NL__2PRFIN20060105_061619_000000352044_00034_20128_6990.N1	05-JAN-2006 06:16:19	Bright	34.500	49	1Alp UMi	1.9900	6300.0	69	20128	No
98	GOM_NL__2PRFIN20060105_062439_000000362044_00034_20128_6991.N1	05-JAN-2006 06:24:39	Bright	36.000	119	14Eta Dra	2.7270	4700.0	72	20128	No
99	GOM_NL__2PRFIN20060105_062653_000000332044_00034_20128_6992.N1	05-JAN-2006 06:26:53	Bright	33.000	130	23Bet Dra	2.7990	5800.0	66	20128	No
100	GOM_NL__2PRFIN20060105_063307_000000342044_00034_20128_6993.N1	05-JAN-2006 06:33:07	Bright	34.000	133	40Zet Her	2.8070	6000.0	68	20128	No
101	GOM_NL__2PRFIN20060105_063604_000000352044_00034_20128_6994.N1	05-JAN-2006 06:36:04	Bright	34.500	127	27Bet Her	2.7810	4700.0	69	20128	No

102	GOM_NL__2PRFIN20060105_064321_000000362044_00034_20128_6995.N1	05-JAN-2006 06:43:21	Bright	35.500	120	1Del Oph	2.7340	3200.0	71	20128	No
103	GOM_NL__2PRFIN20060105_064847_000000412044_00034_20128_6996.N1	05-JAN-2006 06:48:47	Bright	41.000	80	7Del Sco	2.3160	30000.	82	20128	No
104	GOM_NL__2PRFIN20060105_065412_000000392044_00034_20128_6997.N1	05-JAN-2006 06:54:12	Dark	38.500	131	Gam Lup	2.8000	26000.	77	20128	No
105	GOM_NL__2PRFIN20060105_065539_000000382044_00034_20128_6998.N1	05-JAN-2006 06:55:39	Dark	38.000	109	Bet Lup	2.6770	26000.	76	20128	No
106	GOM_NL__2PRFIN20060105_065708_000000392044_00034_20128_6999.N1	05-JAN-2006 06:57:08	Dark	39.000	78	Alp Lup	2.3040	28000.	78	20128	No
107	GOM_NL__2PRFIN20060105_070011_000000492044_00035_20129_6996.N1	05-JAN-2006 07:00:11	Dark	49.000	4	Alp1Cen	-0.010000	5800.0	98	20129	No
108	GOM_NL__2PRFIN20060105_070412_000000402044_00035_20129_6997.N1	05-JAN-2006 07:04:12	Dark	39.500	12	Alp1Cru	0.77500	30000.	79	20129	No
109	GOM_NL__2PRFIN20060105_070920_000000462044_00035_20129_6998.N1	05-JAN-2006 07:09:20	Dark	46.000	29	Bet Car	1.6720	10200.	92	20129	No
110	GOM_NL__2PRFIN20060105_071054_000000412044_00035_20129_6999.N1	05-JAN-2006 07:10:54	Dark	41.000	71	lot Car	2.2460	7700.0	82	20129	No
111	GOM_NL__2PRFIN20060105_071223_000000532044_00035_20129_7000.N1	05-JAN-2006 07:12:23	Dark	52.500	41	Eps Car	1.8600	4100.0	105	20129	No
112	GOM_NL__2PRFIN20060105_071625_000000482044_00035_20129_7001.N1	05-JAN-2006 07:16:25	Dark	48.000	2	Alp Car	-0.73600	7000.0	96	20129	No
113	GOM_NL__2PRFIN20060105_072204_000000392044_00035_20129_7002.N1	05-JAN-2006 07:22:04	Straylight	39.000	108	Alp Col	2.6520	15200.	78	20129	No
114	GOM_NL__2PRFIN20060105_072609_000000342044_00035_20129_7003.N1	05-JAN-2006 07:26:09	Straylight	33.500	47	2Bet CMa	1.9760	28000.	67	20129	No
115	GOM_NL__2PRFIN20060105_072929_000000512044_00035_20129_7004.N1	05-JAN-2006 07:29:29	Straylight	50.500	7	19Bet Ori	0.10000	14000.	101	20129	No
116	GOM_NL__2PRFIN20060105_073117_000000422044_00035_20129_7005.N1	05-JAN-2006 07:31:17	Straylight	42.000	30	46Eps Ori	1.6940	30000.	84	20129	No
117	GOM_NL__2PRFIN20060105_073342_000000532044_00035_20129_7006.N1	05-JAN-2006 07:33:42	Tw_i_and_stray	52.500	14	58Alp Ori	0.87000	3000.0	105	20129	No
118	GOM_NL__2PRFIN20060105_073643_000000452044_00035_20129_7007.N1	05-JAN-2006 07:36:43	Bright	44.500	13	87Alp Tau	0.86700	3800.0	89	20129	No
119	GOM_NL__2PRFIN20060105_073946_000000372044_00035_20129_7008.N1	05-JAN-2006 07:39:46	Bright	37.000	28	12Bet Tau	1.6500	15200.	74	20129	No
120	GOM_NL__2PRFIN20060105_074107_000000362044_00035_20129_7009.N1	05-JAN-2006 07:41:07	Bright	35.500	114	3lot Aur	2.6930	4600.0	71	20129	No
121	GOM_NL__2PRFIN20060105_074339_000000352044_00035_20129_7010.N1	05-JAN-2006 07:43:39	Bright	34.500	149	45Eps Per	2.8880	30000.	69	20129	No
122	GOM_NL__2PRFIN20060105_074557_000000362044_00035_20129_7011.N1	05-JAN-2006 07:45:57	Bright	35.500	175	39Del Per	3.0100	19400.	71	20129	No
123	GOM_NL__2PRFIN20060105_075655_000000332044_00035_20129_7012.N1	05-JAN-2006 07:56:55	Bright	33.000	49	1Alp UMi	1.9900	6300.0	66	20129	No
124	GOM_NL__2PRFIN20060105_080515_000000362044_00035_20129_7013.N1	05-JAN-2006 08:05:15	Bright	36.000	119	14Eta Dra	2.7270	4700.0	72	20129	No
125	GOM_NL__2PRFIN20060105_080730_000000362044_00035_20129_7014.N1	05-JAN-2006 08:07:30	Bright	36.000	130	23Bet Dra	2.7990	5800.0	72	20129	No
126	GOM_NL__2PRFIN20060105_081343_000000522044_00035_20129_7015.N1	05-JAN-2006 08:13:43	Bright	52.000	133	40Zet Her	2.8070	6000.0	104	20129	No
127	GOM_NL__2PRFIN20060105_081641_000000352044_00035_20129_7016.N1	05-JAN-2006 08:16:41	Bright	35.000	127	27Bet Her	2.7810	4700.0	70	20129	No
128	GOM_NL__2PRFIN20060105_082357_000000362044_00035_20129_7017.N1	05-JAN-2006 08:23:57	Bright	35.500	120	1Del Oph	2.7340	3200.0	71	20129	No
129	GOM_NL__2PRFIN20060105_082923_000000412044_00035_20129_7018.N1	05-JAN-2006 08:29:23	Bright	40.500	80	7Del Sco	2.3160	30000.	81	20129	No
130	GOM_NL__2PRFIN20060105_083449_000000392044_00035_20129_7019.N1	05-JAN-2006 08:34:49	Dark	39.000	131	Gam Lup	2.8000	26000.	78	20129	No
131	GOM_NL__2PRFIN20060105_083615_000000382044_00035_20129_7020.N1	05-JAN-2006 08:36:15	Dark	38.000	109	Bet Lup	2.6770	26000.	76	20129	No
132	GOM_NL__2PRFIN20060105_083745_000000402044_00035_20129_7021.N1	05-JAN-2006 08:37:45	Dark	39.500	78	Alp Lup	2.3040	28000.	79	20129	No
133	GOM_NL__2PRFIN20060105_084047_000000432044_00036_20130_6996.N1	05-JAN-2006 08:40:47	Dark	42.500	4	Alp1Cen	-0.010000	5800.0	85	20130	No
134	GOM_NL__2PRFIN20060105_084449_000000482044_00036_20130_6997.N1	05-JAN-2006 08:44:49	Dark	48.000	12	Alp1Cru	0.77500	30000.	96	20130	No
135	GOM_NL__2PRFIN20060105_084956_000000372044_00036_20130_6998.N1	05-JAN-2006 08:49:56	Dark	36.500	29	Bet Car	1.6720	10200.	73	20130	No
136	GOM_NL__2PRFIN20060105_085130_000000452044_00036_20130_6999.N1	05-JAN-2006 08:51:30	Dark	45.000	71	lot Car	2.2460	7700.0	90	20130	No
137	GOM_NL__2PRFIN20060105_085259_000000522044_00036_20130_7000.N1	05-JAN-2006 08:52:59	Dark	51.500	41	Eps Car	1.8600	4100.0	103	20130	No
138	GOM_NL__2PRFIN20060105_085701_000000442044_00036_20130_7001.N1	05-JAN-2006 08:57:01	Dark	43.500	2	Alp Car	-0.73600	7000.0	87	20130	No
139	GOM_NL__2PRFIN20060105_090240_000000372044_00036_20130_7002.N1	05-JAN-2006 09:02:40	Straylight	36.500	108	Alp Col	2.6520	15200.	73	20130	No
140	GOM_NL__2PRFIN20060105_090645_000000402044_00036_20130_7003.N1	05-JAN-2006 09:06:45	Straylight	40.000	47	2Bet CMa	1.9760	28000.	80	20130	No
141	GOM_NL__2PRFIN20060105_091005_000000482044_00036_20130_7004.N1	05-JAN-2006 09:10:05	Straylight	48.000	7	19Bet Ori	0.10000	14000.	96	20130	No
142	GOM_NL__2PRFIN20060105_091153_000000432044_00036_20130_7005.N1	05-JAN-2006 09:11:53	Straylight	42.500	30	46Eps Ori	1.6940	30000.	85	20130	No
143	GOM_NL__2PRFIN20060105_091418_000000482044_00036_20130_7006.N1	05-JAN-2006 09:14:18	Tw_i_and_stray	47.500	14	58Alp Ori	0.87000	3000.0	95	20130	No
144	GOM_NL__2PRFIN20060105_091719_000000422044_00036_20130_7007.N1	05-JAN-2006 09:17:19	Bright	41.500	13	87Alp Tau	0.86700	3800.0	83	20130	No
145	GOM_NL__2PRFIN20060105_092022_000000372044_00036_20130_7008.N1	05-JAN-2006 09:20:22	Bright	36.500	28	12Bet Tau	1.6500	15200.	73	20130	No
146	GOM_NL__2PRFIN20060105_092143_000000362044_00036_20130_7009.N1	05-JAN-2006 09:21:43	Bright	35.500	114	3lot Aur	2.6930	4600.0	71	20130	No
147	GOM_NL__2PRFIN20060105_092415_000000352044_00036_20130_7010.N1	05-JAN-2006 09:24:15	Bright	34.500	149	45Eps Per	2.8880	30000.	69	20130	No
148	GOM_NL__2PRFIN20060105_092634_000000352044_00036_20130_7011.N1	05-JAN-2006 09:26:34	Bright	35.000	175	39Del Per	3.0100	19400.	70	20130	No
149	GOM_NL__2PRFIN20060105_093731_000000362044_00036_20130_7012.N1	05-JAN-2006 09:37:31	Bright	36.000	49	1Alp UMi	1.9900	6300.0	72	20130	No
150	GOM_NL__2PRFIN20060105_094551_000000372044_00036_20130_7013.N1	05-JAN-2006 09:45:51	Bright	36.500	119	14Eta Dra	2.7270	4700.0	73	20130	No
151	GOM_NL__2PRFIN20060105_094806_000000352044_00036_20130_7014.N1	05-JAN-2006 09:48:06	Bright	35.000	130	23Bet Dra	2.7990	5800.0	70	20130	No
152	GOM_NL__2PRFIN20060105_095419_000000352044_00036_20130_7015.N1	05-JAN-2006 09:54:19	Bright	34.500	133	40Zet Her	2.8070	6000.0	69	20130	No
153	GOM_NL__2PRFIN20060105_095717_000000352044_00036_20130_7016.N1	05-JAN-2006 09:57:17	Bright	35.000	127	27Bet Her	2.7810	4700.0	70	20130	No
154	GOM_NL__2PRFIN20060105_100433_000000362044_00036_20130_7017.N1	05-JAN-2006 10:04:33	Bright	35.500	120	1Del Oph	2.7340	3200.0	71	20130	No
155	GOM_NL__2PRFIN20060105_100959_000000392044_00036_20130_7018.N1	05-JAN-2006 10:09:59	Bright	39.000	80	7Del Sco	2.3160	30000.	78	20130	No
156	GOM_NL__2PRFIN20060105_101525_000000362044_00036_20130_7019.N1	05-JAN-2006 10:15:25	Dark	36.000	131	Gam Lup	2.8000	26000.	72	20130	No
157	GOM_NL__2PRFIN20060105_101652_000000382044_00036_20130_7020.N1	05-JAN-2006 10:16:52	Dark	37.500	109	Bet Lup	2.6770	26000.	75	20130	No
158	GOM_NL__2PRFIN20060105_101821_000000412044_00036_20130_7021.N1	05-JAN-2006 10:18:21	Dark	40.500	78	Alp Lup	2.3040	28000.	81	20130	No
159	GOM_NL__2PRFIN20060105_102123_000000472044_00037_20131_6996.N1	05-JAN-2006 10:21:23	Dark	47.000	4	Alp1Cen	-0.010000	5800.0	94	20131	No
160	GOM_NL__2PRFIN20060105_102525_000000412044_00037_20131_6997.N1	05-JAN-2006 10:25:25	Dark	41.000	12	Alp1Cru	0.77500	30000.	82	20131	No

161	GOM_NL__2PRFIN20060105_103033_000000382044_00037_20131_6998.N1	05-JAN-2006 10:30:33	Dark	37.500	29	Bet Car	1.6720	10200.	75	20131	No
162	GOM_NL__2PRFIN20060105_103207_000000422044_00037_20131_6999.N1	05-JAN-2006 10:32:07	Dark	41.500	71	lot Car	2.2460	7700.0	83	20131	No
163	GOM_NL__2PRFIN20060105_103336_000000482044_00037_20131_7000.N1	05-JAN-2006 10:33:36	Dark	48.000	41	Eps Car	1.8600	4100.0	96	20131	No
164	GOM_NL__2PRFIN20060105_103738_000000462044_00037_20131_7001.N1	05-JAN-2006 10:37:38	Dark	45.500	2	Alp Car	-0.73600	7000.0	91	20131	No
165	GOM_NL__2PRFIN20060105_104316_000000362044_00037_20131_7002.N1	05-JAN-2006 10:43:16	Straylight	36.000	108	Alp Col	2.6520	15200.	72	20131	No
166	GOM_NL__2PRFIN20060105_104721_000000422044_00037_20131_7003.N1	05-JAN-2006 10:47:21	Straylight	42.000	47	2Bet CMa	1.9760	28000.	84	20131	No
167	GOM_NL__2PRFIN20060105_105041_000000522044_00037_20131_7004.N1	05-JAN-2006 10:50:41	Straylight	52.000	7	19Bet Ori	0.10000	14000.	104	20131	No
168	GOM_NL__2PRFIN20060105_105229_000000432044_00037_20131_7005.N1	05-JAN-2006 10:52:29	Straylight	42.500	30	46Eps Ori	1.6940	30000.	85	20131	No
169	GOM_NL__2PRFIN20060105_105454_000000492044_00037_20131_7006.N1	05-JAN-2006 10:54:54	Tw_i_and_stray	48.500	14	58Alp Ori	0.87000	3000.0	97	20131	No
170	GOM_NL__2PRFIN20060105_105755_000000422044_00037_20131_7007.N1	05-JAN-2006 10:57:55	Bright	41.500	13	87Alp Tau	0.86700	3800.0	83	20131	No
171	GOM_NL__2PRFIN20060105_110058_000000362044_00037_20131_7008.N1	05-JAN-2006 11:00:58	Bright	36.000	28	12Bet Tau	1.6500	15200.	72	20131	No
172	GOM_NL__2PRFIN20060105_110219_000000382044_00037_20131_7009.N1	05-JAN-2006 11:02:19	Bright	37.500	114	3lot Aur	2.6930	4600.0	75	20131	No
173	GOM_NL__2PRFIN20060105_110452_000000342044_00037_20131_7010.N1	05-JAN-2006 11:04:52	Bright	33.500	149	45Eps Per	2.8880	30000.	67	20131	No
174	GOM_NL__2PRFIN20060105_110710_000000352044_00037_20131_7011.N1	05-JAN-2006 11:07:10	Bright	35.000	175	39Del Per	3.0100	19400.	70	20131	No
175	GOM_NL__2PRFIN20060105_111806_000000352044_00037_20131_7012.N1	05-JAN-2006 11:18:06	Bright	34.500	49	1Alp UMi	1.9900	6300.0	69	20131	No
176	GOM_NL__2PRFIN20060105_112627_000000352044_00037_20131_7013.N1	05-JAN-2006 11:26:27	Bright	35.000	119	14Eta Dra	2.7270	4700.0	70	20131	No
177	GOM_NL__2PRFIN20060105_112842_000000342044_00037_20131_7014.N1	05-JAN-2006 11:28:42	Bright	33.500	130	23Bet Dra	2.7990	5800.0	67	20131	No
178	GOM_NL__2PRFIN20060105_113455_000000332044_00037_20131_7015.N1	05-JAN-2006 11:34:55	Bright	33.000	133	40Zet Her	2.8070	6000.0	66	20131	No
179	GOM_NL__2PRFIN20060105_113753_000000352044_00037_20131_7016.N1	05-JAN-2006 11:37:53	Bright	35.000	127	27Bet Her	2.7810	4700.0	70	20131	No
180	GOM_NL__2PRFIN20060105_114509_000000342044_00037_20131_7017.N1	05-JAN-2006 11:45:09	Bright	34.000	120	1Del Oph	2.7340	3200.0	68	20131	No
181	GOM_NL__2PRFIN20060105_115035_000000392044_00037_20131_7018.N1	05-JAN-2006 11:50:35	Bright	38.500	80	7Del Sco	2.3160	30000.	77	20131	No
182	GOM_NL__2PRFIN20060105_115601_000000392044_00037_20131_7019.N1	05-JAN-2006 11:56:01	Dark	38.500	131	Gam Lup	2.8000	26000.	77	20131	No
183	GOM_NL__2PRFIN20060105_115728_000000382044_00037_20131_7020.N1	05-JAN-2006 11:57:28	Dark	37.500	109	Bet Lup	2.6770	26000.	75	20131	No
184	GOM_NL__2PRFIN20060105_115858_000000372044_00037_20131_7021.N1	05-JAN-2006 11:58:58	Dark	37.000	78	Alp Lup	2.3040	28000.	74	20131	No
185	GOM_NL__2PRFIN20060105_120159_000000532044_00038_20132_6997.N1	05-JAN-2006 12:01:59	Dark	53.000	4	Alp1Cen	-0.010000	5800.0	106	20132	No
186	GOM_NL__2PRFIN20060105_120602_000000412044_00038_20132_6998.N1	05-JAN-2006 12:06:02	Dark	41.000	12	Alp1Cru	0.77500	30000.	82	20132	No
187	GOM_NL__2PRFIN20060105_121109_000000392044_00038_20132_6999.N1	05-JAN-2006 12:11:09	Dark	38.500	29	Bet Car	1.6720	10200.	77	20132	No
188	GOM_NL__2PRFIN20060105_121243_000000402044_00038_20132_7000.N1	05-JAN-2006 12:12:43	Dark	40.000	71	lot Car	2.2460	7700.0	80	20132	No
189	GOM_NL__2PRFIN20060105_121412_000000492044_00038_20132_7001.N1	05-JAN-2006 12:14:12	Dark	49.000	41	Eps Car	1.8600	4100.0	98	20132	No
190	GOM_NL__2PRFIN20060105_121814_000000462044_00038_20132_7002.N1	05-JAN-2006 12:18:14	Dark	46.000	2	Alp Car	-0.73600	7000.0	92	20132	No
191	GOM_NL__2PRFIN20060105_122352_000000382044_00038_20132_7003.N1	05-JAN-2006 12:23:52	Straylight	38.000	108	Alp Col	2.6520	15200.	76	20132	No
192	GOM_NL__2PRFIN20060105_122757_000000412044_00038_20132_7004.N1	05-JAN-2006 12:27:57	Straylight	41.000	47	2Bet CMa	1.9760	28000.	82	20132	No
193	GOM_NL__2PRFIN20060105_123117_000000452044_00038_20132_7005.N1	05-JAN-2006 12:31:17	Straylight	44.500	7	19Bet Ori	0.10000	14000.	89	20132	No
194	GOM_NL__2PRFIN20060105_123305_000000412044_00038_20132_7006.N1	05-JAN-2006 12:33:05	Straylight	40.500	30	46Eps Ori	1.6940	30000.	81	20132	No
195	GOM_NL__2PRFIN20060105_123530_000000532044_00038_20132_7007.N1	05-JAN-2006 12:35:30	Tw_i_and_stray	53.000	14	58Alp Ori	0.87000	3000.0	106	20132	No
196	GOM_NL__2PRFIN20060105_123832_000000412044_00038_20132_7008.N1	05-JAN-2006 12:38:32	Bright	41.000	13	87Alp Tau	0.86700	3800.0	82	20132	No
197	GOM_NL__2PRFIN20060105_124133_000000372044_00038_20132_7009.N1	05-JAN-2006 12:41:33	Bright	37.000	28	12Bet Tau	1.6500	15200.	74	20132	No
198	GOM_NL__2PRFIN20060105_124255_000000382044_00038_20132_7010.N1	05-JAN-2006 12:42:55	Bright	37.500	114	3lot Aur	2.6930	4600.0	75	20132	No
199	GOM_NL__2PRFIN20060105_124528_000000352044_00038_20132_7011.N1	05-JAN-2006 12:45:28	Bright	34.500	149	45Eps Per	2.8880	30000.	69	20132	No
200	GOM_NL__2PRFIN20060105_124746_000000352044_00038_20132_7012.N1	05-JAN-2006 12:47:46	Bright	35.000	175	39Del Per	3.0100	19400.	70	20132	No
201	GOM_NL__2PRFIN20060105_125842_000000332044_00038_20132_7013.N1	05-JAN-2006 12:58:42	Bright	32.500	49	1Alp UMi	1.9900	6300.0	65	20132	No
202	GOM_NL__2PRFIN20060105_130703_000000362044_00038_20132_7014.N1	05-JAN-2006 13:07:03	Bright	36.000	119	14Eta Dra	2.7270	4700.0	72	20132	No
203	GOM_NL__2PRFIN20060105_130918_000000352044_00038_20132_7015.N1	05-JAN-2006 13:09:18	Bright	34.500	130	23Bet Dra	2.7990	5800.0	69	20132	No
204	GOM_NL__2PRFIN20060105_131531_000000342044_00038_20132_7016.N1	05-JAN-2006 13:15:31	Bright	34.000	133	40Zet Her	2.8070	6000.0	68	20132	No
205	GOM_NL__2PRFIN20060105_131829_000000352044_00038_20132_7017.N1	05-JAN-2006 13:18:29	Bright	35.000	127	27Bet Her	2.7810	4700.0	70	20132	No
206	GOM_NL__2PRFIN20060105_132545_000000352044_00038_20132_7018.N1	05-JAN-2006 13:25:45	Bright	34.500	120	1Del Oph	2.7340	3200.0	69	20132	No
207	GOM_NL__2PRFIN20060105_133112_000000412044_00038_20132_7019.N1	05-JAN-2006 13:31:12	Bright	41.000	80	7Del Sco	2.3160	30000.	82	20132	No
208	GOM_NL__2PRFIN20060105_133637_000000392044_00038_20132_7020.N1	05-JAN-2006 13:36:37	Dark	38.500	131	Gam Lup	2.8000	26000.	77	20132	No
209	GOM_NL__2PRFIN20060105_133804_000000372044_00038_20132_7021.N1	05-JAN-2006 13:38:04	Dark	37.000	109	Bet Lup	2.6770	26000.	74	20132	No
210	GOM_NL__2PRFIN20060105_133934_000000402044_00038_20132_7022.N1	05-JAN-2006 13:39:34	Dark	40.000	78	Alp Lup	2.3040	28000.	80	20132	No
211	GOM_NL__2PRFIN20060105_134236_000000432044_00039_20133_6997.N1	05-JAN-2006 13:42:36	Dark	42.500	4	Alp1Cen	-0.010000	5800.0	85	20133	No
212	GOM_NL__2PRFIN20060105_134638_000000422044_00039_20133_6998.N1	05-JAN-2006 13:46:38	Dark	41.500	12	Alp1Cru	0.77500	30000.	83	20133	No
213	GOM_NL__2PRFIN20060105_135145_000000382044_00039_20133_6999.N1	05-JAN-2006 13:51:45	Dark	38.000	29	Bet Car	1.6720	10200.	76	20133	No
214	GOM_NL__2PRFIN20060105_135319_000000402044_00039_20133_7000.N1	05-JAN-2006 13:53:19	Dark	40.000	71	lot Car	2.2460	7700.0	80	20133	No
215	GOM_NL__2PRFIN20060105_135448_000000512044_00039_20133_7001.N1	05-JAN-2006 13:54:48	Dark	51.000	41	Eps Car	1.8600	4100.0	102	20133	No
216	GOM_NL__2PRFIN20060105_135850_000000472044_00039_20133_7002.N1	05-JAN-2006 13:58:50	Dark	47.000	2	Alp Car	-0.73600	7000.0	94	20133	No
217	GOM_NL__2PRFIN20060105_140428_000000392044_00039_20133_7003.N1	05-JAN-2006 14:04:28	Straylight	38.500	108	Alp Col	2.6520	15200.	77	20133	No
218	GOM_NL__2PRFIN20060105_140833_000000412044_00039_20133_7004.N1	05-JAN-2006 14:08:33	Straylight	41.000	47	2Bet CMa	1.9760	28000.	82	20133	No
219	GOM_NL__2PRFIN20060105_141154_000000432044_00039_20133_7005.N1	05-JAN-2006 14:11:54	Straylight	42.500	7	19Bet Ori	0.10000	14000.	85	20133	No

220	GOM_NL__2PRFIN20060105_141341_000000402044_00039_20133_7006.N1	05-JAN-2006 14:13:41	Straylight	39.500	30	46Eps Ori	1.6940	30000.	79	20133	No
221	GOM_NL__2PRFIN20060105_141606_000000522044_00039_20133_7007.N1	05-JAN-2006 14:16:06	Twl_and_stray	52.000	14	58Alp Ori	0.87000	3000.0	104	20133	No
222	GOM_NL__2PRFIN20060105_141908_000000452044_00039_20133_7008.N1	05-JAN-2006 14:19:08	Bright	44.500	13	87Alp Tau	0.86700	3800.0	89	20133	No
223	GOM_NL__2PRFIN20060105_142209_000000382044_00039_20133_7009.N1	05-JAN-2006 14:22:09	Bright	37.500	28	12Bet Tau	1.6500	15200.	75	20133	No
224	GOM_NL__2PRFIN20060105_142331_000000382044_00039_20133_7010.N1	05-JAN-2006 14:23:31	Bright	38.000	114	3lot Aur	2.6930	4600.0	76	20133	No
225	GOM_NL__2PRFIN20060105_142604_000000342044_00039_20133_7011.N1	05-JAN-2006 14:26:04	Bright	34.000	149	45Eps Per	2.8880	30000.	68	20133	No
226	GOM_NL__2PRFIN20060105_142822_000000342044_00039_20133_7012.N1	05-JAN-2006 14:28:22	Bright	33.500	175	39Del Per	3.0100	19400.	67	20133	No
227	GOM_NL__2PRFIN20060105_143918_000000332044_00039_20133_7013.N1	05-JAN-2006 14:39:18	Bright	33.000	49	1Alp UMi	1.9900	6300.0	66	20133	No
228	GOM_NL__2PRFIN20060105_144739_000000362044_00039_20133_7014.N1	05-JAN-2006 14:47:39	Bright	35.500	119	14Eta Dra	2.7270	4700.0	71	20133	No
229	GOM_NL__2PRFIN20060105_144954_000000362044_00039_20133_7015.N1	05-JAN-2006 14:49:54	Bright	36.000	130	23Bet Dra	2.7990	5800.0	72	20133	No
230	GOM_NL__2PRFIN20060105_145607_000000352044_00039_20133_7016.N1	05-JAN-2006 14:56:07	Bright	34.500	133	40Zet Her	2.8070	6000.0	69	20133	No
231	GOM_NL__2PRFIN20060105_145905_000000352044_00039_20133_7017.N1	05-JAN-2006 14:59:05	Bright	34.500	127	27Bet Her	2.7810	4700.0	69	20133	No
232	GOM_NL__2PRFIN20060105_150622_000000352044_00039_20133_7018.N1	05-JAN-2006 15:06:22	Bright	34.500	120	1Del Oph	2.7340	3200.0	69	20133	No
233	GOM_NL__2PRFIN20060105_151148_000000402044_00039_20133_7019.N1	05-JAN-2006 15:11:48	Bright	40.000	80	7Del Sco	2.3160	30000.	80	20133	No
234	GOM_NL__2PRFIN20060105_151714_000000382044_00039_20133_7020.N1	05-JAN-2006 15:17:14	Dark	38.000	131	Gam Lup	2.8000	26000.	76	20133	No
235	GOM_NL__2PRFIN20060105_151841_000000382044_00039_20133_7021.N1	05-JAN-2006 15:18:41	Dark	38.000	109	Bet Lup	2.6770	26000.	76	20133	No
236	GOM_NL__2PRFIN20060105_152010_000000402044_00039_20133_7022.N1	05-JAN-2006 15:20:10	Dark	39.500	78	Alp Lup	2.3040	28000.	79	20133	No
237	GOM_NL__2PRFIN20060105_152312_000000462044_00040_20134_6997.N1	05-JAN-2006 15:23:12	Dark	46.000	4	Alp1Cen	-0.010000	5800.0	92	20134	No
238	GOM_NL__2PRFIN20060105_152714_000000392044_00040_20134_6998.N1	05-JAN-2006 15:27:14	Dark	39.000	12	Alp1Cru	0.77500	30000.	78	20134	No
239	GOM_NL__2PRFIN20060105_153221_000000382044_00040_20134_6999.N1	05-JAN-2006 15:32:21	Dark	38.000	29	Bet Car	1.6720	10200.	76	20134	No
240	GOM_NL__2PRFIN20060105_153356_000000402044_00040_20134_7000.N1	05-JAN-2006 15:33:56	Dark	39.500	71	lot Car	2.2460	7700.0	79	20134	No
241	GOM_NL__2PRFIN20060105_153525_000000402044_00040_20134_7001.N1	05-JAN-2006 15:35:25	Dark	39.500	41	Eps Car	1.8600	4100.0	79	20134	No
242	GOM_NL__2PRFIN20060105_153926_000000452044_00040_20134_7002.N1	05-JAN-2006 15:39:26	Dark	45.000	2	Alp Car	-0.73600	7000.0	90	20134	No
243	GOM_NL__2PRFIN20060105_154504_000000372044_00040_20134_7003.N1	05-JAN-2006 15:45:04	Straylight	37.000	108	Alp Col	2.6520	15200.	74	20134	No
244	GOM_NL__2PRFIN20060105_154909_000000422044_00040_20134_7004.N1	05-JAN-2006 15:49:09	Straylight	41.500	47	2Bet CMa	1.9760	28000.	83	20134	No
245	GOM_NL__2PRFIN20060105_155230_000000502044_00040_20134_7005.N1	05-JAN-2006 15:52:30	Straylight	50.000	7	19Bet Ori	0.10000	14000.	100	20134	No
246	GOM_NL__2PRFIN20060105_155417_000000412044_00040_20134_7006.N1	05-JAN-2006 15:54:17	Straylight	41.000	30	46Eps Ori	1.6940	30000.	82	20134	No
247	GOM_NL__2PRFIN20060105_155642_000000532044_00040_20134_7007.N1	05-JAN-2006 15:56:42	Twl_and_stray	53.000	14	58Alp Ori	0.87000	3000.0	106	20134	No
248	GOM_NL__2PRFIN20060105_155944_000000442044_00040_20134_7008.N1	05-JAN-2006 15:59:44	Bright	43.500	13	87Alp Tau	0.86700	3800.0	87	20134	No
249	GOM_NL__2PRFIN20060105_160245_000000392044_00040_20134_7009.N1	05-JAN-2006 16:02:45	Bright	38.500	28	12Bet Tau	1.6500	15200.	77	20134	No
250	GOM_NL__2PRFIN20060105_160407_000000372044_00040_20134_7010.N1	05-JAN-2006 16:04:07	Bright	37.000	114	3lot Aur	2.6930	4600.0	74	20134	No
251	GOM_NL__2PRFIN20060105_160640_000000342044_00040_20134_7011.N1	05-JAN-2006 16:06:40	Bright	34.000	149	45Eps Per	2.8880	30000.	68	20134	No
252	GOM_NL__2PRFIN20060105_160858_000000342044_00040_20134_7012.N1	05-JAN-2006 16:08:58	Bright	34.000	175	39Del Per	3.0100	19400.	68	20134	No
253	GOM_NL__2PRFIN20060105_161954_000000372044_00040_20134_7013.N1	05-JAN-2006 16:19:54	Bright	37.000	49	1Alp UMi	1.9900	6300.0	74	20134	No
254	GOM_NL__2PRFIN20060105_162815_000000362044_00040_20134_7014.N1	05-JAN-2006 16:28:15	Bright	36.000	119	14Eta Dra	2.7270	4700.0	72	20134	No
255	GOM_NL__2PRFIN20060105_163030_000000352044_00040_20134_7015.N1	05-JAN-2006 16:30:30	Bright	35.000	130	23Bet Dra	2.7990	5800.0	70	20134	No
256	GOM_NL__2PRFIN20060105_163643_000000362044_00040_20134_7016.N1	05-JAN-2006 16:36:43	Bright	35.500	133	40Zet Her	2.8070	6000.0	71	20134	No
257	GOM_NL__2PRFIN20060105_163941_000000342044_00040_20134_7017.N1	05-JAN-2006 16:39:41	Bright	33.500	127	27Bet Her	2.7810	4700.0	67	20134	No
258	GOM_NL__2PRFIN20060105_164658_000000482044_00040_20134_7018.N1	05-JAN-2006 16:46:58	Bright	47.500	120	1Del Oph	2.7340	3200.0	95	20134	No
259	GOM_NL__2PRFIN20060105_165224_000000432044_00040_20134_7019.N1	05-JAN-2006 16:52:24	Bright	43.000	80	7Del Sco	2.3160	30000.	86	20134	No
260	GOM_NL__2PRFIN20060105_165750_000000382044_00040_20134_7020.N1	05-JAN-2006 16:57:50	Dark	38.000	131	Gam Lup	2.8000	26000.	76	20134	No
261	GOM_NL__2PRFIN20060105_165917_000000392044_00040_20134_7021.N1	05-JAN-2006 16:59:17	Dark	38.500	109	Bet Lup	2.6770	26000.	77	20134	No
262	GOM_NL__2PRFIN20060105_170047_000000432044_00040_20134_7022.N1	05-JAN-2006 17:00:47	Dark	42.500	78	Alp Lup	2.3040	28000.	85	20134	No
263	GOM_NL__2PRFIN20060105_170348_000000512044_00041_20135_6997.N1	05-JAN-2006 17:03:48	Dark	51.000	4	Alp1Cen	-0.010000	5800.0	102	20135	No
264	GOM_NL__2PRFIN20060105_170751_000000422044_00041_20135_6998.N1	05-JAN-2006 17:07:51	Dark	42.000	12	Alp1Cru	0.77500	30000.	84	20135	No
265	GOM_NL__2PRFIN20060105_171258_000000402044_00041_20135_6999.N1	05-JAN-2006 17:12:58	Dark	39.500	29	Bet Car	1.6720	10200.	79	20135	No
266	GOM_NL__2PRFIN20060105_171432_000000402044_00041_20135_7000.N1	05-JAN-2006 17:14:32	Dark	39.500	71	lot Car	2.2460	7700.0	79	20135	No
267	GOM_NL__2PRFIN20060105_171601_000000452044_00041_20135_7001.N1	05-JAN-2006 17:16:01	Dark	44.500	41	Eps Car	1.8600	4100.0	89	20135	No
268	GOM_NL__2PRFIN20060105_172002_000000522044_00041_20135_7002.N1	05-JAN-2006 17:20:02	Dark	52.000	2	Alp Car	-0.73600	7000.0	104	20135	No
269	GOM_NL__2PRFIN20060105_172540_000000402044_00041_20135_7003.N1	05-JAN-2006 17:25:40	Straylight	39.500	108	Alp Col	2.6520	15200.	79	20135	No
270	GOM_NL__2PRFIN20060105_172945_000000442044_00041_20135_7004.N1	05-JAN-2006 17:29:45	Straylight	43.500	47	2Bet CMa	1.9760	28000.	87	20135	No
271	GOM_NL__2PRFIN20060105_173306_000000452044_00041_20135_7005.N1	05-JAN-2006 17:33:06	Straylight	44.500	7	19Bet Ori	0.10000	14000.	89	20135	No
272	GOM_NL__2PRFIN20060105_173453_000000412044_00041_20135_7006.N1	05-JAN-2006 17:34:53	Straylight	41.000	30	46Eps Ori	1.6940	30000.	82	20135	No
273	GOM_NL__2PRFIN20060105_173718_000000512044_00041_20135_7007.N1	05-JAN-2006 17:37:18	Twl_and_stray	51.000	14	58Alp Ori	0.87000	3000.0	102	20135	No
274	GOM_NL__2PRFIN20060105_174020_000000462044_00041_20135_7008.N1	05-JAN-2006 17:40:20	Bright	45.500	13	87Alp Tau	0.86700	3800.0	91	20135	No
275	GOM_NL__2PRFIN20060105_174321_000000382044_00041_20135_7009.N1	05-JAN-2006 17:43:21	Bright	37.500	28	12Bet Tau	1.6500	15200.	75	20135	No
276	GOM_NL__2PRFIN20060105_174443_000000382044_00041_20135_7010.N1	05-JAN-2006 17:44:43	Bright	38.000	114	3lot Aur	2.6930	4600.0	76	20135	No
277	GOM_NL__2PRFIN20060105_174717_000000342044_00041_20135_7011.N1	05-JAN-2006 17:47:17	Bright	34.000	149	45Eps Per	2.8880	30000.	68	20135	No
278	GOM_NL__2PRFIN20060105_174935_000000342044_00041_20135_7012.N1	05-JAN-2006 17:49:35	Bright	34.000	175	39Del Per	3.0100	19400.	68	20135	No

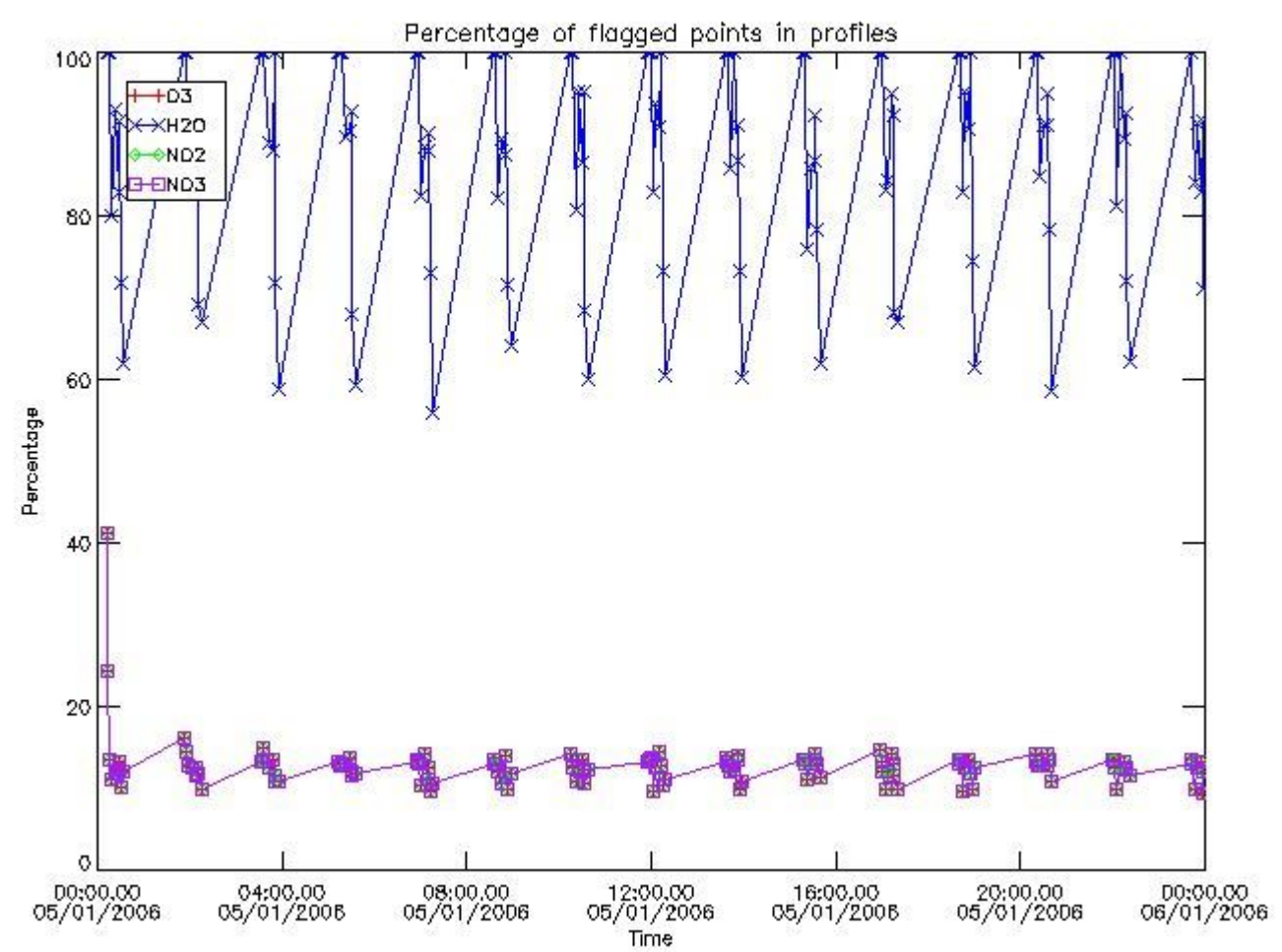
279	GOM_NL__2PRFIN20060105_180030_000000382044_00041_20135_7013.N1	05-JAN-2006 18:00:30	Bright	37.500	49	1Alp UMi	1.9900	6300.0	75	20135	No
280	GOM_NL__2PRFIN20060105_180850_000000342044_00041_20135_7014.N1	05-JAN-2006 18:08:50	Bright	34.000	119	14Eta Dra	2.7270	4700.0	68	20135	No
281	GOM_NL__2PRFIN20060105_181106_000000342044_00041_20135_7015.N1	05-JAN-2006 18:11:06	Bright	34.000	130	23Bet Dra	2.7990	5800.0	68	20135	No
282	GOM_NL__2PRFIN20060105_181719_000000352044_00041_20135_7016.N1	05-JAN-2006 18:17:19	Bright	35.000	133	40Zet Her	2.8070	6000.0	70	20135	No
283	GOM_NL__2PRFIN20060105_182017_000000342044_00041_20135_7017.N1	05-JAN-2006 18:20:17	Bright	34.000	127	27Bet Her	2.7810	4700.0	68	20135	No
284	GOM_NL__2PRFIN20060105_182734_000000362044_00041_20135_7018.N1	05-JAN-2006 18:27:34	Bright	35.500	120	1Del Oph	2.7340	3200.0	71	20135	No
285	GOM_NL__2PRFIN20060105_183301_000000422044_00041_20135_7019.N1	05-JAN-2006 18:33:01	Bright	41.500	80	7Del Sco	2.3160	30000.	83	20135	No
286	GOM_NL__2PRFIN20060105_183826_000000382044_00041_20135_7020.N1	05-JAN-2006 18:38:26	Dark	37.500	131	Gam Lup	2.8000	26000.	75	20135	No
287	GOM_NL__2PRFIN20060105_183954_000000392044_00041_20135_7021.N1	05-JAN-2006 18:39:54	Dark	39.000	109	Bet Lup	2.6770	26000.	78	20135	No
288	GOM_NL__2PRFIN20060105_184123_000000382044_00041_20135_7022.N1	05-JAN-2006 18:41:23	Dark	37.500	78	Alp Lup	2.3040	28000.	75	20135	No
289	GOM_NL__2PRFIN20060105_184425_000000532044_00042_20136_6997.N1	05-JAN-2006 18:44:25	Dark	53.000	4	Alp1Cen	-0.010000	5800.0	106	20136	No
290	GOM_NL__2PRFIN20060105_184828_000000412044_00042_20136_6998.N1	05-JAN-2006 18:48:28	Dark	41.000	12	Alp1Cru	0.77500	30000.	82	20136	No
291	GOM_NL__2PRFIN20060105_185334_000000382044_00042_20136_6999.N1	05-JAN-2006 18:53:34	Dark	37.500	29	Bet Car	1.6720	10200.	75	20136	No
292	GOM_NL__2PRFIN20060105_185509_000000442044_00042_20136_7000.N1	05-JAN-2006 18:55:09	Dark	43.500	71	lot Car	2.2460	7700.0	87	20136	No
293	GOM_NL__2PRFIN20060105_185637_000000522044_00042_20136_7001.N1	05-JAN-2006 18:56:37	Dark	51.500	41	Eps Car	1.8600	4100.0	103	20136	No
294	GOM_NL__2PRFIN20060105_190038_000000452044_00042_20136_7002.N1	05-JAN-2006 19:00:38	Dark	44.500	2	Alp Car	-0.73600	7000.0	89	20136	No
295	GOM_NL__2PRFIN20060105_190616_000000392044_00042_20136_7003.N1	05-JAN-2006 19:06:16	Straylight	39.000	108	Alp Col	2.6520	15200.	78	20136	No
296	GOM_NL__2PRFIN20060105_191022_000000372044_00042_20136_7004.N1	05-JAN-2006 19:10:22	Straylight	37.000	47	2Bet CMa	1.9760	28000.	74	20136	No
297	GOM_NL__2PRFIN20060105_191342_000000442044_00042_20136_7005.N1	05-JAN-2006 19:13:42	Straylight	44.000	7	19Bet Ori	0.10000	14000.	88	20136	No
298	GOM_NL__2PRFIN20060105_191529_000000432044_00042_20136_7006.N1	05-JAN-2006 19:15:29	Straylight	42.500	30	46Eps Ori	1.6940	30000.	85	20136	No
299	GOM_NL__2PRFIN20060105_191754_000000502044_00042_20136_7007.N1	05-JAN-2006 19:17:54	Tw_i_and_stray	50.000	14	58Alp Ori	0.87000	3000.0	100	20136	No
300	GOM_NL__2PRFIN20060105_192056_000000452044_00042_20136_7008.N1	05-JAN-2006 19:20:56	Bright	45.000	13	87Alp Tau	0.86700	3800.0	90	20136	No
301	GOM_NL__2PRFIN20060105_192357_000000372044_00042_20136_7009.N1	05-JAN-2006 19:23:57	Bright	37.000	28	12Bet Tau	1.6500	15200.	74	20136	No
302	GOM_NL__2PRFIN20060105_192519_000000362044_00042_20136_7010.N1	05-JAN-2006 19:25:19	Bright	36.000	114	3lot Aur	2.6930	4600.0	72	20136	No
303	GOM_NL__2PRFIN20060105_192753_000000342044_00042_20136_7011.N1	05-JAN-2006 19:27:53	Bright	34.000	149	45Eps Per	2.8880	30000.	68	20136	No
304	GOM_NL__2PRFIN20060105_193011_000000352044_00042_20136_7012.N1	05-JAN-2006 19:30:11	Bright	34.500	175	39Del Per	3.0100	19400.	69	20136	No
305	GOM_NL__2PRFIN20060105_194106_000000372044_00042_20136_7013.N1	05-JAN-2006 19:41:06	Bright	37.000	49	1Alp UMi	1.9900	6300.0	74	20136	No
306	GOM_NL__2PRFIN20060105_194926_000000372044_00042_20136_7014.N1	05-JAN-2006 19:49:26	Bright	37.000	119	14Eta Dra	2.7270	4700.0	74	20136	No
307	GOM_NL__2PRFIN20060105_195142_000000362044_00042_20136_7015.N1	05-JAN-2006 19:51:42	Bright	36.000	130	23Bet Dra	2.7990	5800.0	72	20136	No
308	GOM_NL__2PRFIN20060105_195755_000000352044_00042_20136_7016.N1	05-JAN-2006 19:57:55	Bright	34.500	133	40Zet Her	2.8070	6000.0	69	20136	No
309	GOM_NL__2PRFIN20060105_200053_000000352044_00042_20136_7017.N1	05-JAN-2006 20:00:53	Bright	34.500	127	27Bet Her	2.7810	4700.0	69	20136	No
310	GOM_NL__2PRFIN20060105_200810_000000372044_00042_20136_7018.N1	05-JAN-2006 20:08:10	Bright	37.000	120	1Del Oph	2.7340	3200.0	74	20136	No
311	GOM_NL__2PRFIN20060105_201337_000000412044_00042_20136_7019.N1	05-JAN-2006 20:13:37	Bright	41.000	80	7Del Sco	2.3160	30000.	82	20136	No
312	GOM_NL__2PRFIN20060105_201903_000000362044_00042_20136_7020.N1	05-JAN-2006 20:19:03	Dark	36.000	131	Gam Lup	2.8000	26000.	72	20136	No
313	GOM_NL__2PRFIN20060105_202030_000000392044_00042_20136_7021.N1	05-JAN-2006 20:20:30	Dark	38.500	109	Bet Lup	2.6770	26000.	77	20136	No
314	GOM_NL__2PRFIN20060105_202200_000000402044_00042_20136_7022.N1	05-JAN-2006 20:22:00	Dark	40.000	78	Alp Lup	2.3040	28000.	80	20136	No
315	GOM_NL__2PRFIN20060105_202501_000000402044_00043_20137_6997.N1	05-JAN-2006 20:25:01	Dark	40.000	4	Alp1Cen	-0.010000	5800.0	80	20137	No
316	GOM_NL__2PRFIN20060105_202904_000000402044_00043_20137_6998.N1	05-JAN-2006 20:29:04	Dark	40.000	12	Alp1Cru	0.77500	30000.	80	20137	No
317	GOM_NL__2PRFIN20060105_203410_000000402044_00043_20137_6999.N1	05-JAN-2006 20:34:10	Dark	39.500	29	Bet Car	1.6720	10200.	79	20137	No
318	GOM_NL__2PRFIN20060105_203545_000000402044_00043_20137_7000.N1	05-JAN-2006 20:35:45	Dark	40.000	71	lot Car	2.2460	7700.0	80	20137	No
319	GOM_NL__2PRFIN20060105_203714_000000382044_00043_20137_7001.N1	05-JAN-2006 20:37:14	Dark	37.500	41	Eps Car	1.8600	4100.0	75	20137	No
320	GOM_NL__2PRFIN20060105_204114_000000482044_00043_20137_7002.N1	05-JAN-2006 20:41:14	Dark	47.500	2	Alp Car	-0.73600	7000.0	95	20137	No
321	GOM_NL__2PRFIN20060105_204652_000000402044_00043_20137_7003.N1	05-JAN-2006 20:46:52	Straylight	39.500	108	Alp Col	2.6520	15200.	79	20137	No
322	GOM_NL__2PRFIN20060105_205058_000000362044_00043_20137_7004.N1	05-JAN-2006 20:50:58	Straylight	35.500	47	2Bet CMa	1.9760	28000.	71	20137	No
323	GOM_NL__2PRFIN20060105_205418_000000452044_00043_20137_7005.N1	05-JAN-2006 20:54:18	Straylight	44.500	7	19Bet Ori	0.10000	14000.	89	20137	No
324	GOM_NL__2PRFIN20060105_205605_000000422044_00043_20137_7006.N1	05-JAN-2006 20:56:05	Straylight	42.000	30	46Eps Ori	1.6940	30000.	84	20137	No
325	GOM_NL__2PRFIN20060105_205829_000000472044_00043_20137_7007.N1	05-JAN-2006 20:58:29	Tw_i_and_stray	47.000	14	58Alp Ori	0.87000	3000.0	94	20137	No
326	GOM_NL__2PRFIN20060105_210132_000000452044_00043_20137_7008.N1	05-JAN-2006 21:01:32	Bright	45.000	13	87Alp Tau	0.86700	3800.0	90	20137	No
327	GOM_NL__2PRFIN20060105_210433_000000382044_00043_20137_7009.N1	05-JAN-2006 21:04:33	Bright	38.000	28	12Bet Tau	1.6500	15200.	76	20137	No
328	GOM_NL__2PRFIN20060105_210555_000000352044_00043_20137_7010.N1	05-JAN-2006 21:05:55	Bright	35.000	114	3lot Aur	2.6930	4600.0	70	20137	No
329	GOM_NL__2PRFIN20060105_210829_000000512044_00043_20137_7011.N1	05-JAN-2006 21:08:29	Bright	50.500	149	45Eps Per	2.8880	30000.	101	20137	No
330	GOM_NL__2PRFIN20060105_211047_000000342044_00043_20137_7012.N1	05-JAN-2006 21:10:47	Bright	33.500	175	39Del Per	3.0100	19400.	67	20137	No
331	GOM_NL__2PRFIN20060105_212142_000000352044_00043_20137_7013.N1	05-JAN-2006 21:21:42	Bright	35.000	49	1Alp UMi	1.9900	6300.0	70	20137	No
332	GOM_NL__2PRFIN20060105_213002_000000352044_00043_20137_7014.N1	05-JAN-2006 21:30:02	Bright	34.500	119	14Eta Dra	2.7270	4700.0	69	20137	No
333	GOM_NL__2PRFIN20060105_213218_000000352044_00043_20137_7015.N1	05-JAN-2006 21:32:18	Bright	35.000	130	23Bet Dra	2.7990	5800.0	70	20137	No
334	GOM_NL__2PRFIN20060105_213831_000000352044_00043_20137_7016.N1	05-JAN-2006 21:38:31	Bright	34.500	133	40Zet Her	2.8070	6000.0	69	20137	No
335	GOM_NL__2PRFIN20060105_214129_000000352044_00043_20137_7017.N1	05-JAN-2006 21:41:29	Bright	34.500	127	27Bet Her	2.7810	4700.0	69	20137	No
336	GOM_NL__2PRFIN20060105_214847_000000352044_00043_20137_7018.N1	05-JAN-2006 21:48:47	Bright	34.500	120	1Del Oph	2.7340	3200.0	69	20137	No
337	GOM_NL__2PRFIN20060105_215413_000000392044_00043_20137_7019.N1	05-JAN-2006 21:54:13	Bright	39.000	80	7Del Sco	2.3160	30000.	78	20137	No

338	GOM_NL__2PRFIN20060105_215939_000000382044_00043_20137_7020.N1	05-JAN-2006 21:59:39	Dark	37.500	131	Gam Lup	2.8000	26000.	75	20137	No
339	GOM_NL__2PRFIN20060105_220107_000000382044_00043_20137_7021.N1	05-JAN-2006 22:01:07	Dark	38.000	109	Bet Lup	2.6770	26000.	76	20137	No
340	GOM_NL__2PRFIN20060105_220236_000000412044_00043_20137_7022.N1	05-JAN-2006 22:02:36	Dark	40.500	78	Alp Lup	2.3040	28000.	81	20137	No
341	GOM_NL__2PRFIN20060105_220537_000000512044_00044_20138_6997.N1	05-JAN-2006 22:05:37	Dark	51.000	4	Alp1Cen	-0.010000	5800.0	102	20138	No
342	GOM_NL__2PRFIN20060105_220940_000000412044_00044_20138_6998.N1	05-JAN-2006 22:09:40	Dark	41.000	12	Alp1Cru	0.77500	30000.	82	20138	No
343	GOM_NL__2PRFIN20060105_221446_000000392044_00044_20138_6999.N1	05-JAN-2006 22:14:46	Dark	38.500	29	Bet Car	1.6720	10200.	77	20138	No
344	GOM_NL__2PRFIN20060105_221622_000000412044_00044_20138_7000.N1	05-JAN-2006 22:16:22	Dark	40.500	71	lot Car	2.2460	7700.0	81	20138	No
345	GOM_NL__2PRFIN20060105_221750_000000422044_00044_20138_7001.N1	05-JAN-2006 22:17:50	Dark	41.500	41	Eps Car	1.8600	4100.0	83	20138	No
346	GOM_NL__2PRFIN20060105_222151_000000442044_00044_20138_7002.N1	05-JAN-2006 22:21:51	Dark	44.000	2	Alp Car	-0.73600	7000.0	88	20138	No
347	GOM_NL__2PRFIN20060105_222728_000000402044_00044_20138_7003.N1	05-JAN-2006 22:27:28	Straylight	39.500	108	Alp Col	2.6520	15200.	79	20138	No
348	GOM_NL__2PRFIN20060105_223134_000000402044_00044_20138_7004.N1	05-JAN-2006 22:31:34	Straylight	40.000	47	2Bet CMa	1.9760	28000.	80	20138	No
349	GOM_NL__2PRFIN20060105_223454_000000462044_00044_20138_7005.N1	05-JAN-2006 22:34:54	Straylight	46.000	7	19Bet Ori	0.10000	14000.	92	20138	No
350	GOM_NL__2PRFIN20060105_223641_000000422044_00044_20138_7006.N1	05-JAN-2006 22:36:41	Straylight	41.500	30	46Eps Ori	1.6940	30000.	83	20138	No
351	GOM_NL__2PRFIN20060105_223905_000000472044_00044_20138_7007.N1	05-JAN-2006 22:39:05	Twilight_stray	47.000	14	58Alp Ori	0.87000	3000.0	94	20138	No
352	GOM_NL__2PRFIN20060105_224208_000000422044_00044_20138_7008.N1	05-JAN-2006 22:42:08	Bright	42.000	13	87Alp Tau	0.86700	3800.0	84	20138	No
353	GOM_NL__2PRFIN20060105_224509_000000372044_00044_20138_7009.N1	05-JAN-2006 22:45:09	Bright	36.500	28	12Bet Tau	1.6500	15200.	73	20138	No
354	GOM_NL__2PRFIN20060105_224631_000000382044_00044_20138_7010.N1	05-JAN-2006 22:46:31	Bright	37.500	114	3lot Aur	2.6930	4600.0	75	20138	No
355	GOM_NL__2PRFIN20060105_224905_000000362044_00044_20138_7011.N1	05-JAN-2006 22:49:05	Bright	35.500	149	45Eps Per	2.8880	30000.	71	20138	No
356	GOM_NL__2PRFIN20060105_225124_000000352044_00044_20138_7012.N1	05-JAN-2006 22:51:24	Bright	35.000	175	39Del Per	3.0100	19400.	70	20138	No
357	GOM_NL__2PRFIN20060105_230218_000000362044_00044_20138_7013.N1	05-JAN-2006 23:02:18	Bright	36.000	49	1Alp UMi	1.9900	6300.0	72	20138	No
358	GOM_NL__2PRFIN20060105_231038_000000472044_00044_20138_7014.N1	05-JAN-2006 23:10:38	Bright	47.000	119	14Eta Dra	2.7270	4700.0	94	20138	No
359	GOM_NL__2PRFIN20060105_231254_000000332044_00044_20138_7015.N1	05-JAN-2006 23:12:54	Bright	33.000	130	23Bet Dra	2.7990	5800.0	66	20138	No
360	GOM_NL__2PRFIN20060105_231907_000000342044_00044_20138_7016.N1	05-JAN-2006 23:19:07	Bright	34.000	133	40Zet Her	2.8070	6000.0	68	20138	No
361	GOM_NL__2PRFIN20060105_232206_000000352044_00044_20138_7017.N1	05-JAN-2006 23:22:06	Bright	34.500	127	27Bet Her	2.7810	4700.0	69	20138	No
362	GOM_NL__2PRFIN20060105_232923_000000352044_00044_20138_7018.N1	05-JAN-2006 23:29:23	Bright	35.000	120	1Del Oph	2.7340	3200.0	70	20138	No
363	GOM_NL__2PRFIN20060105_233449_000000422044_00044_20138_7019.N1	05-JAN-2006 23:34:49	Bright	41.500	80	7Del Sco	2.3160	30000.	83	20138	No
364	GOM_NL__2PRFIN20060105_234143_000000392044_00044_20138_7020.N1	05-JAN-2006 23:41:43	Dark	39.000	109	Bet Lup	2.6770	26000.	78	20138	No
365	GOM_NL__2PRFIN20060105_234313_000000382044_00044_20138_7021.N1	05-JAN-2006 23:43:13	Dark	37.500	78	Alp Lup	2.3040	28000.	75	20138	No
366	GOM_NL__2PRFIN20060105_234613_000000512044_00045_20139_7017.N1	05-JAN-2006 23:46:13	Dark	51.000	4	Alp1Cen	-0.010000	5800.0	102	20139	No
367	GOM_NL__2PRFIN20060105_235017_000000412044_00045_20139_7018.N1	05-JAN-2006 23:50:17	Dark	40.500	12	Alp1Cru	0.77500	30000.	81	20139	No
368	GOM_NL__2PRFIN20060105_235523_000000392044_00045_20139_7019.N1	05-JAN-2006 23:55:23	Dark	38.500	29	Bet Car	1.6720	10200.	77	20139	No
369	GOM_NL__2PRFIN20060105_235658_000000432044_00045_20139_7020.N1	05-JAN-2006 23:56:58	Dark	42.500	71	lot Car	2.2460	7700.0	85	20139	No
370	GOM_NL__2PRFIN20060105_235826_000000542044_00045_20139_7021.N1	05-JAN-2006 23:58:26	Dark	54.000	41	Eps Car	1.8600	4100.0	108	20139	No

3. Quality information per product

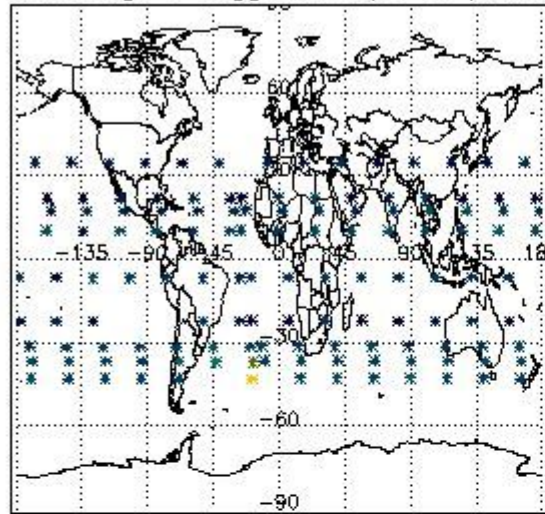
In this section it is plotted some information contained in the Quality Summary data set of the level 2 products. Only products in dark limb conditions and without errors (error flag in the MPH set to "0") are used.

3.1 Plot quality information per product (time dependant)

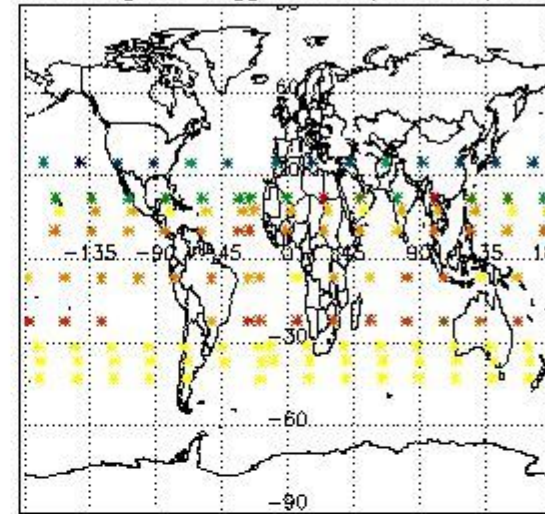


3.2 Plot quality information per product (world map)

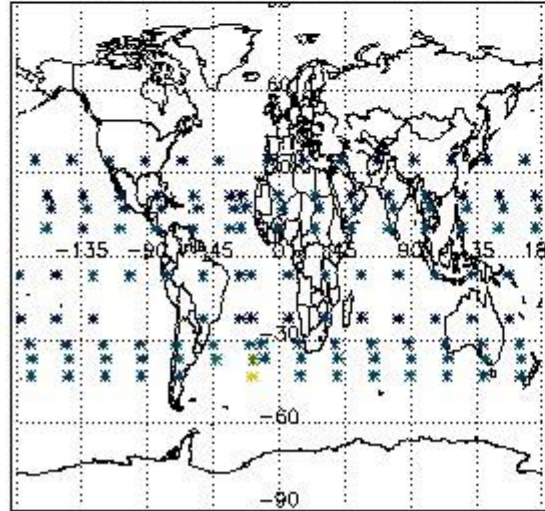
Percentage of flagged data per O3 profile



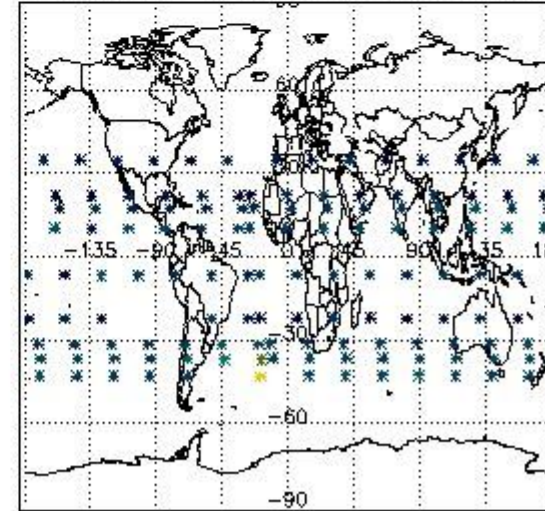
Percentage of flagged data per H2O profile



Percentage of flagged data per NO2 profile



Percentage of flagged data per NO3 profile

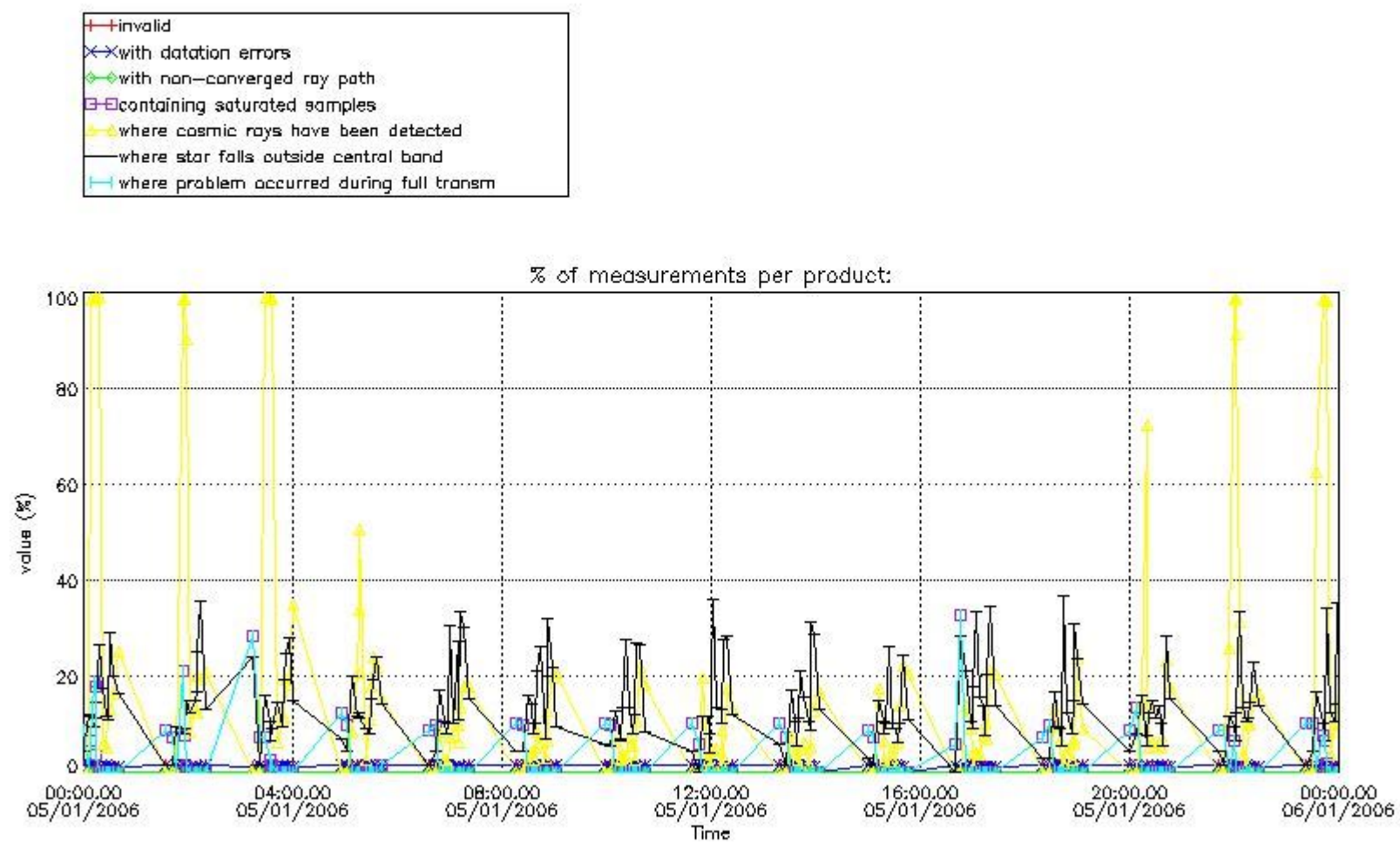


4. Level 1 quality information per product

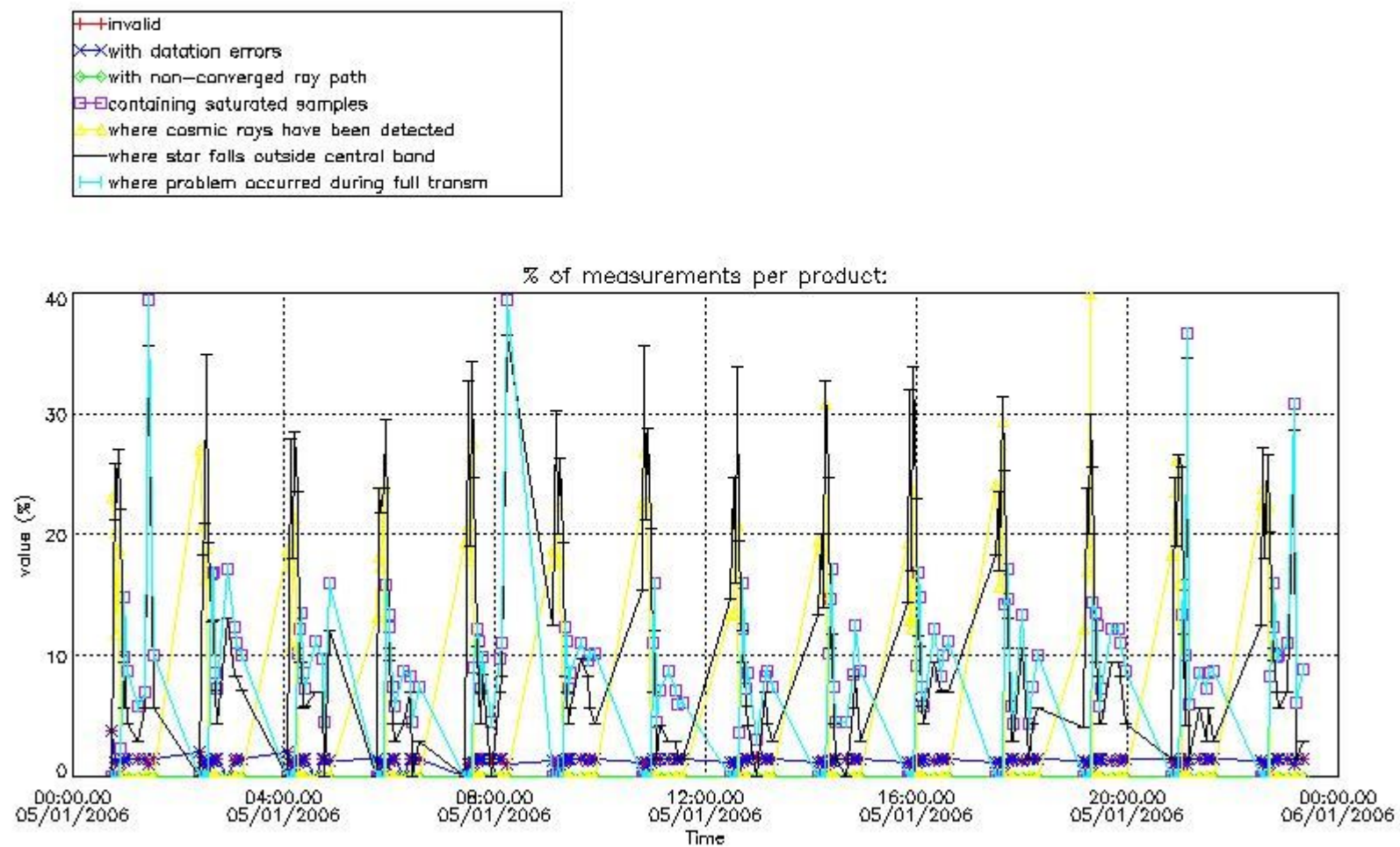
In this section it is plotted some information contained in the Quality Summary data set of the level 2 products that comes from the level 1b processing. Products without errors (error flag in the MPH set to "0") are used.

4.1 Plot quality information per product (time dependant) coming from level 1b processing

4.1.1 Plot level 1 quality information per product (time dependant): ENVISAT ASCENDING passes



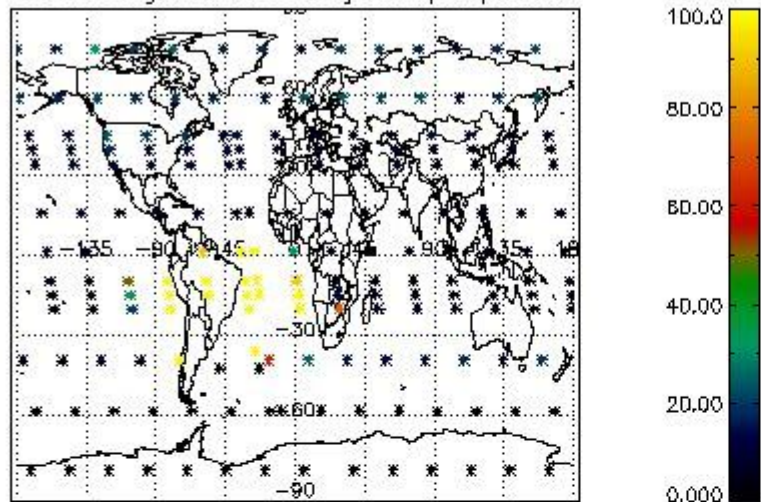
4.1.2 Plot level 1 quality information per product (time dependant): ENVI SAT DESCENDING passes



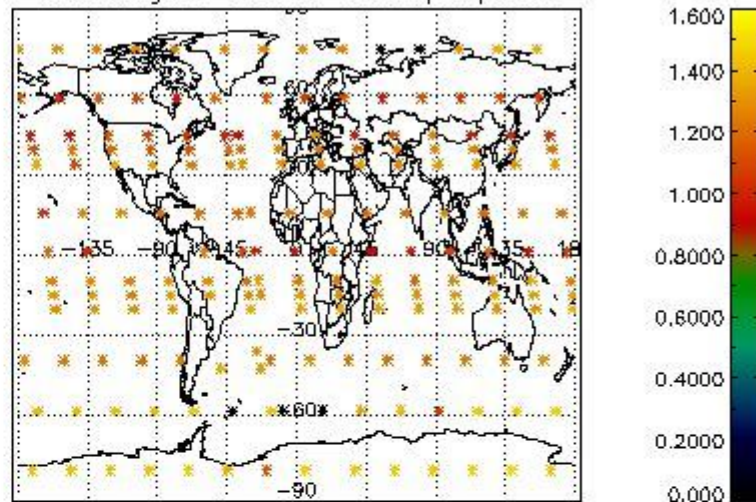
4.2 Plot quality information per product coming from level 1b processing (world map)

4.2.1 Plot level 1 quality information per product (world map): ENVISAT ASCENDING passes

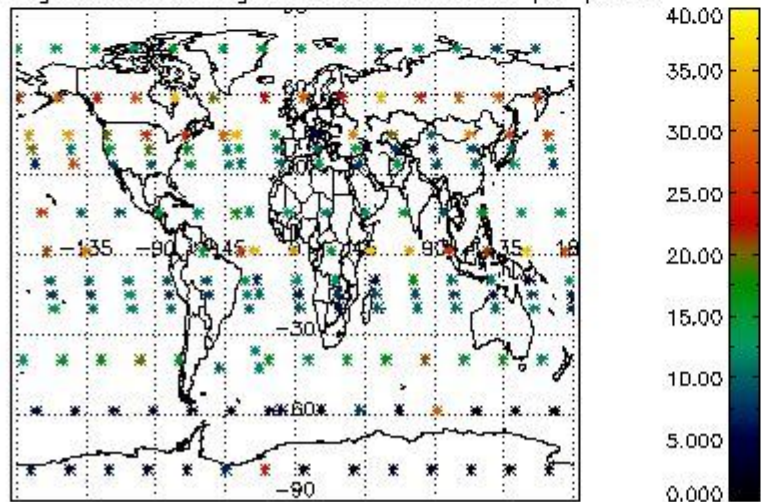
Percentage of cosmic ray hits per profile



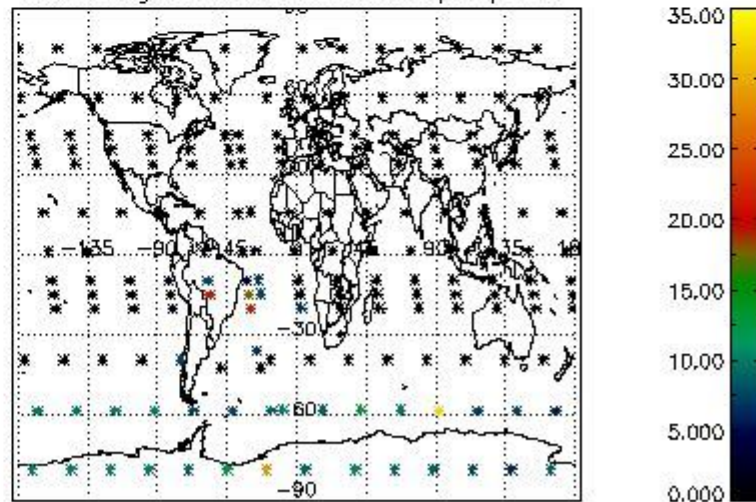
Percentage of datation errors per profile



Percentage of star falling outside central band per profile

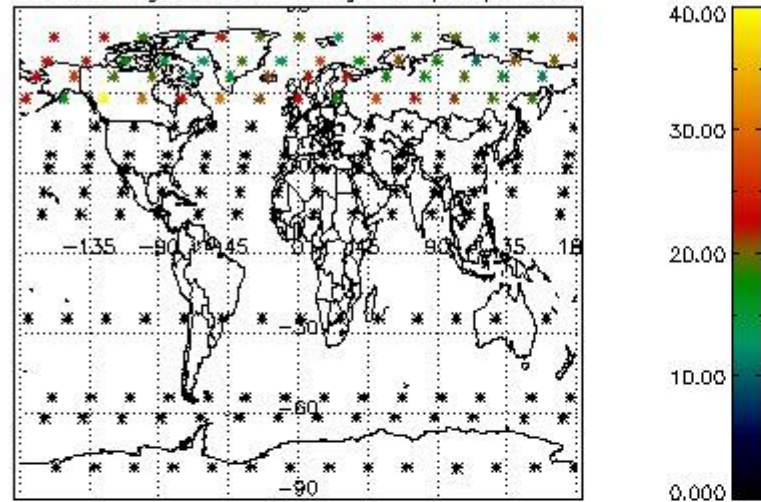


Percentage of saturation errors per profile

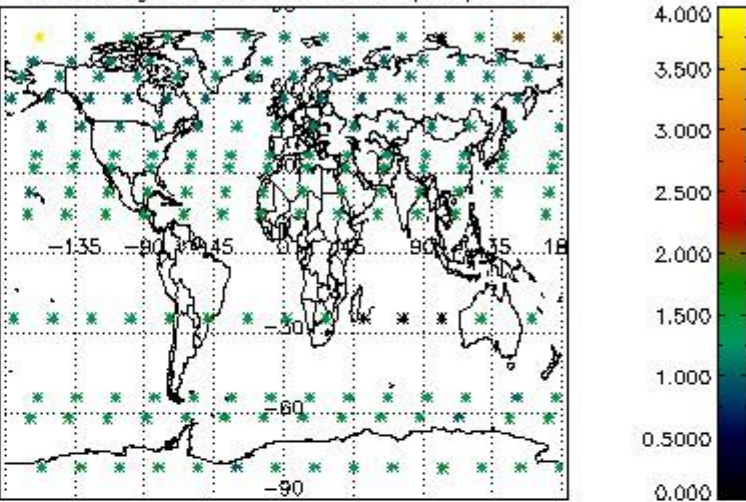


4.2.2 Plot level 1 quality information per product (world map): ENVISAT DESCENDING passes

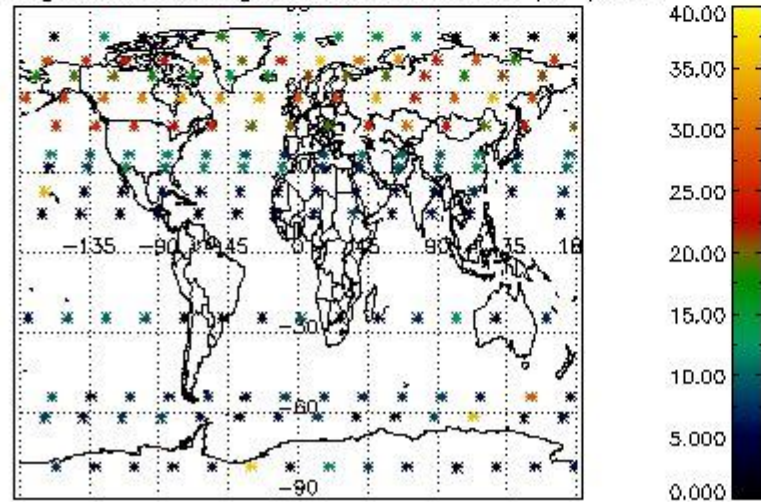
Percentage of cosmic ray hits per profile



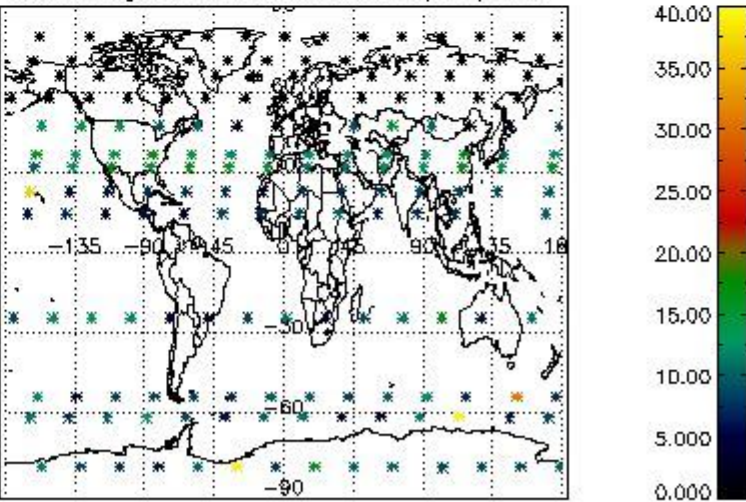
Percentage of datation errors per profile



Percentage of star falling outside central band per profile



Percentage of saturation errors per profile



5. Trace gas profiles

5.1 Ozone statistics based on quality of products

The final quality of the products can be "measured" using the STD (Standard Deviation) attached to every point profile. This information is written to the parameter GOM_NL__2P/NL_LOCAL_SPECIES_DENSITY/o3_std of the level 2 products. The table below shows the statistics for given STD ranges.

The statistics are given with respect to the overall valid production:

- Products without fatal errors: GOM_NL__2P/MPH/PRODUCT_ERR=0
- Valid point profile: GOM_NL__2P/NL_LOCAL_SPECIES_DENSITY/pcd(0)=0

The 'Criteria' is applied to valid points of dark limb products:

- Products in dark limb illumination condition: GOM_NL__2P/NL_SUMMARY_QUALITY/obs_ill_cond=0
- Products without fatal errors: GOM_NL__2P/MPH/PRODUCT_ERR=0
- Valid point profile: GOM_NL__2P/NL_LOCAL_SPECIES_DENSITY/pcd(0)=0

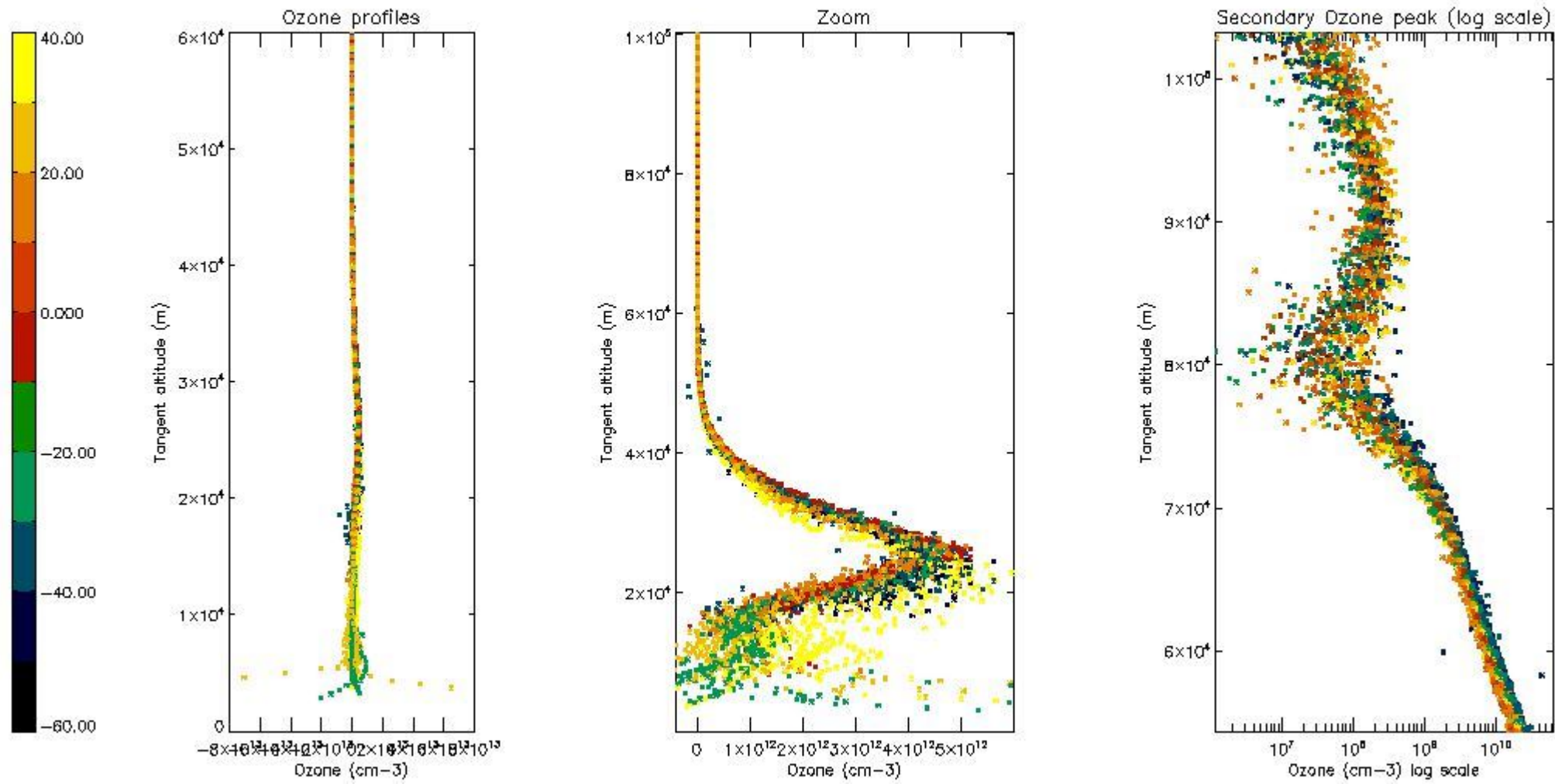
So, the table below shows the percentage of dark limb and valid observations for each criteria with respect to the overall valid daily observations.

Criteria	% of total production
All STD	38
STD < 20	23

STD < 10	20
STD < 5	13

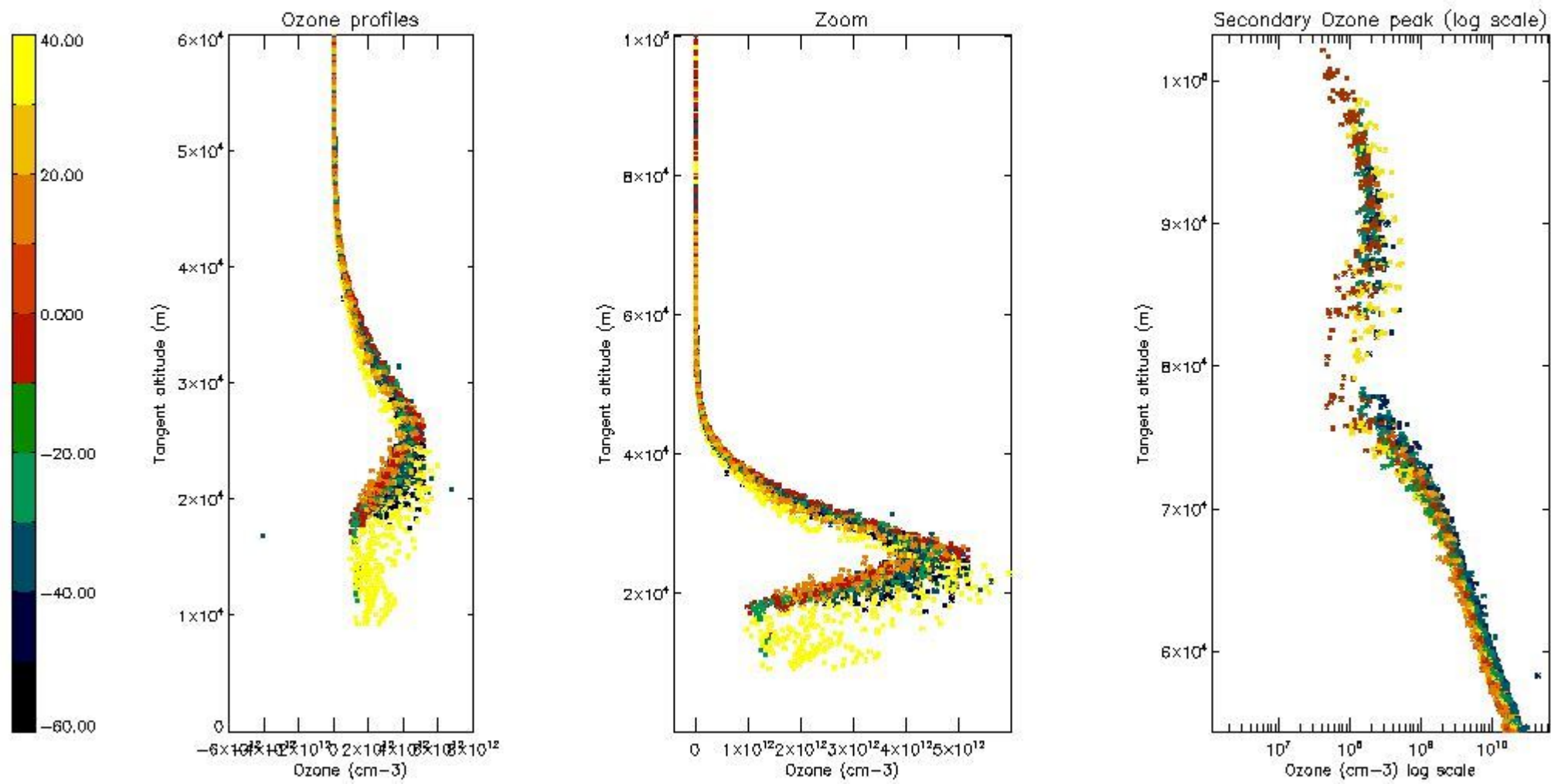
5.2 Plot ozone profiles for all STD (dark without errors)

The colorbar represents the latitude.



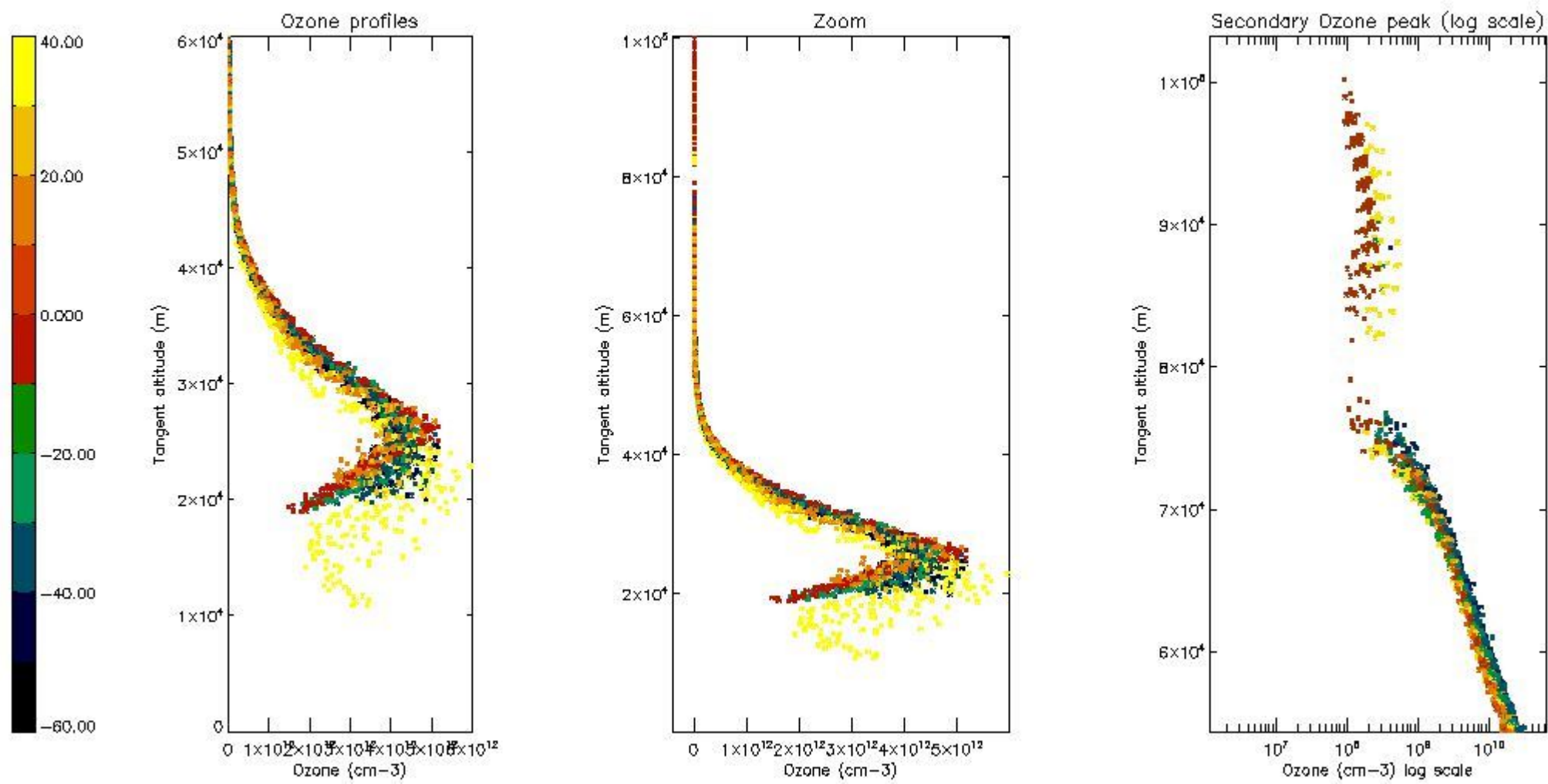
5.3 Plot ozone profiles where STD < 20% (dark without errors)

The colorbar represents the latitude.



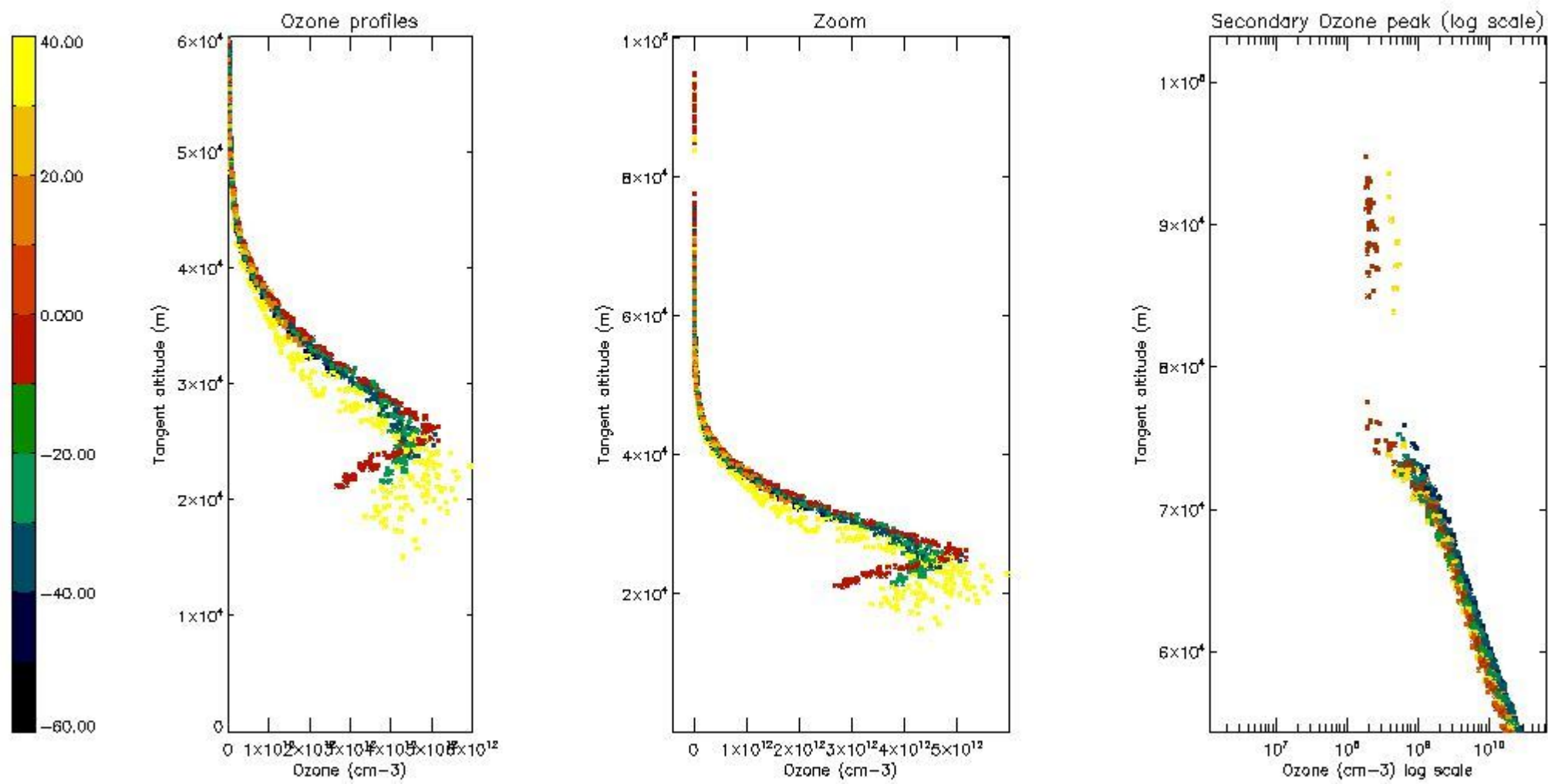
5.4 Plot ozone profiles where STD < 10% (dark without errors)

The colorbar represents the latitude.



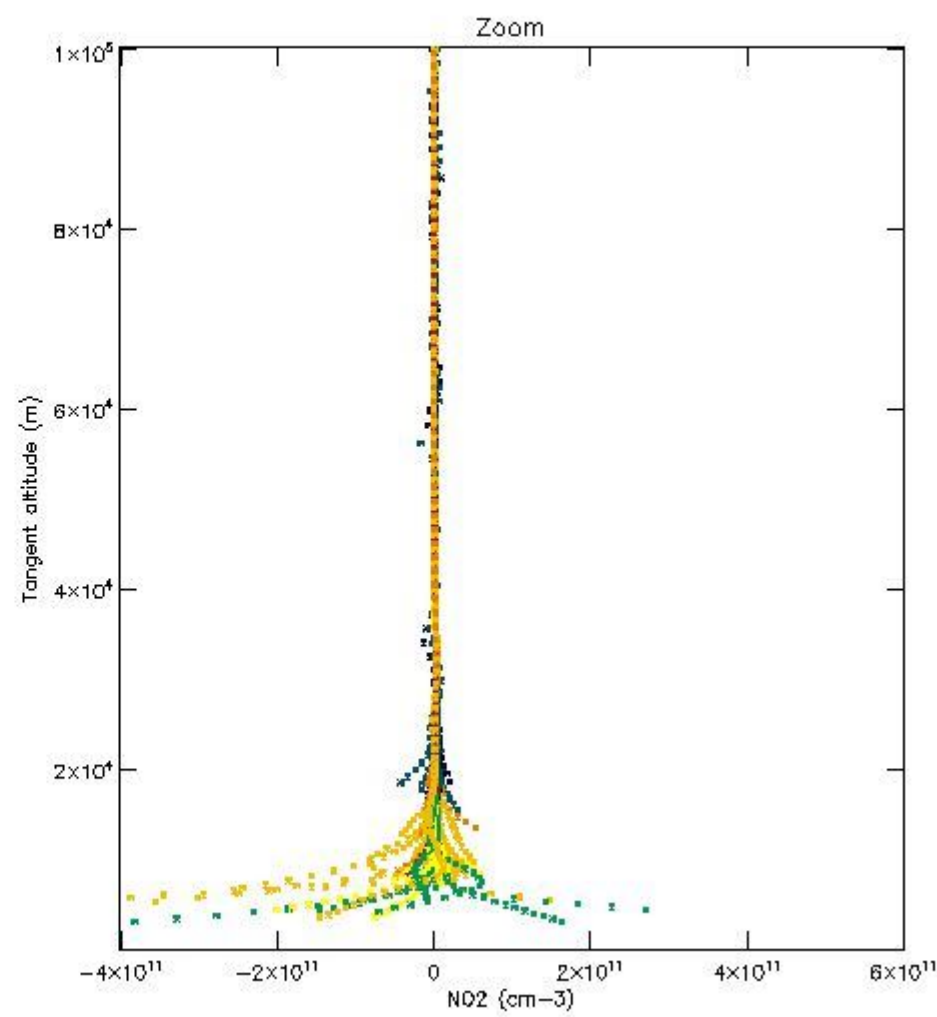
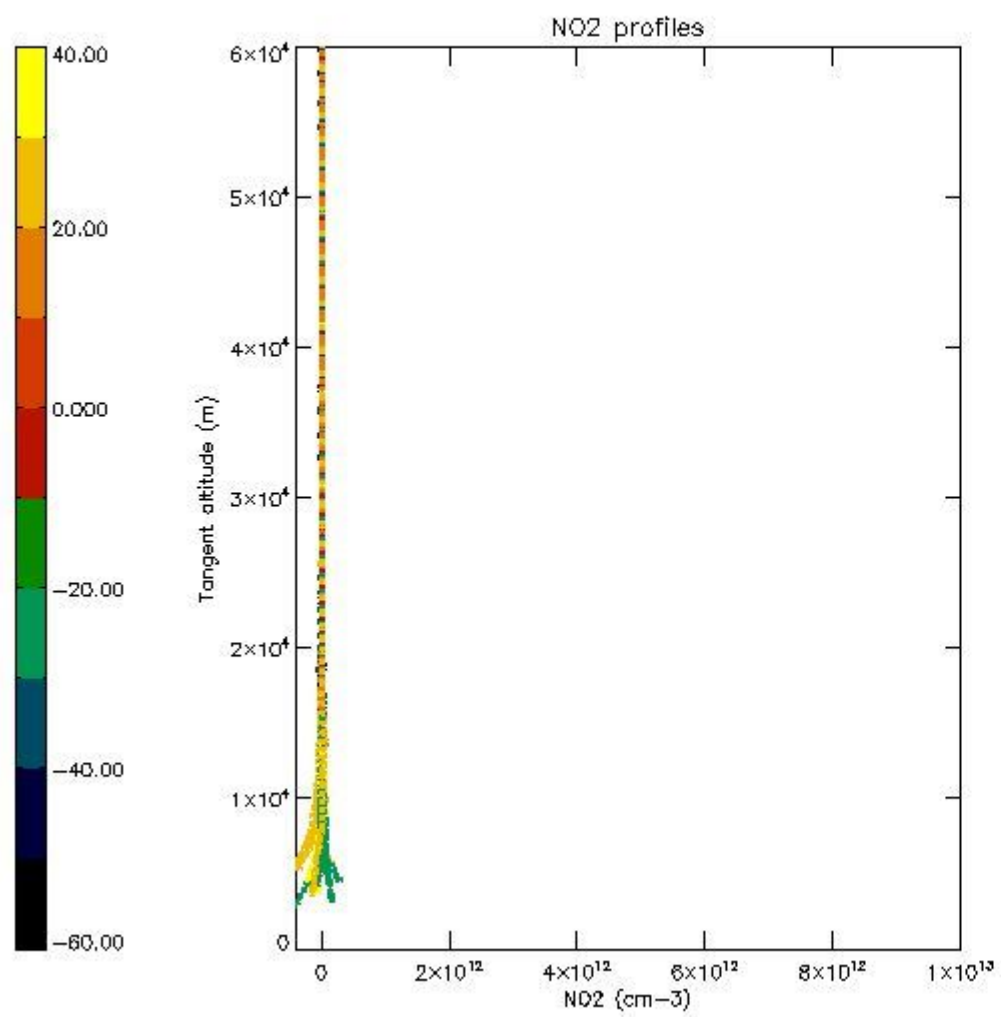
5.5 Plot ozone profiles where STD < 5% (dark without errors)

The colorbar represents the latitude.



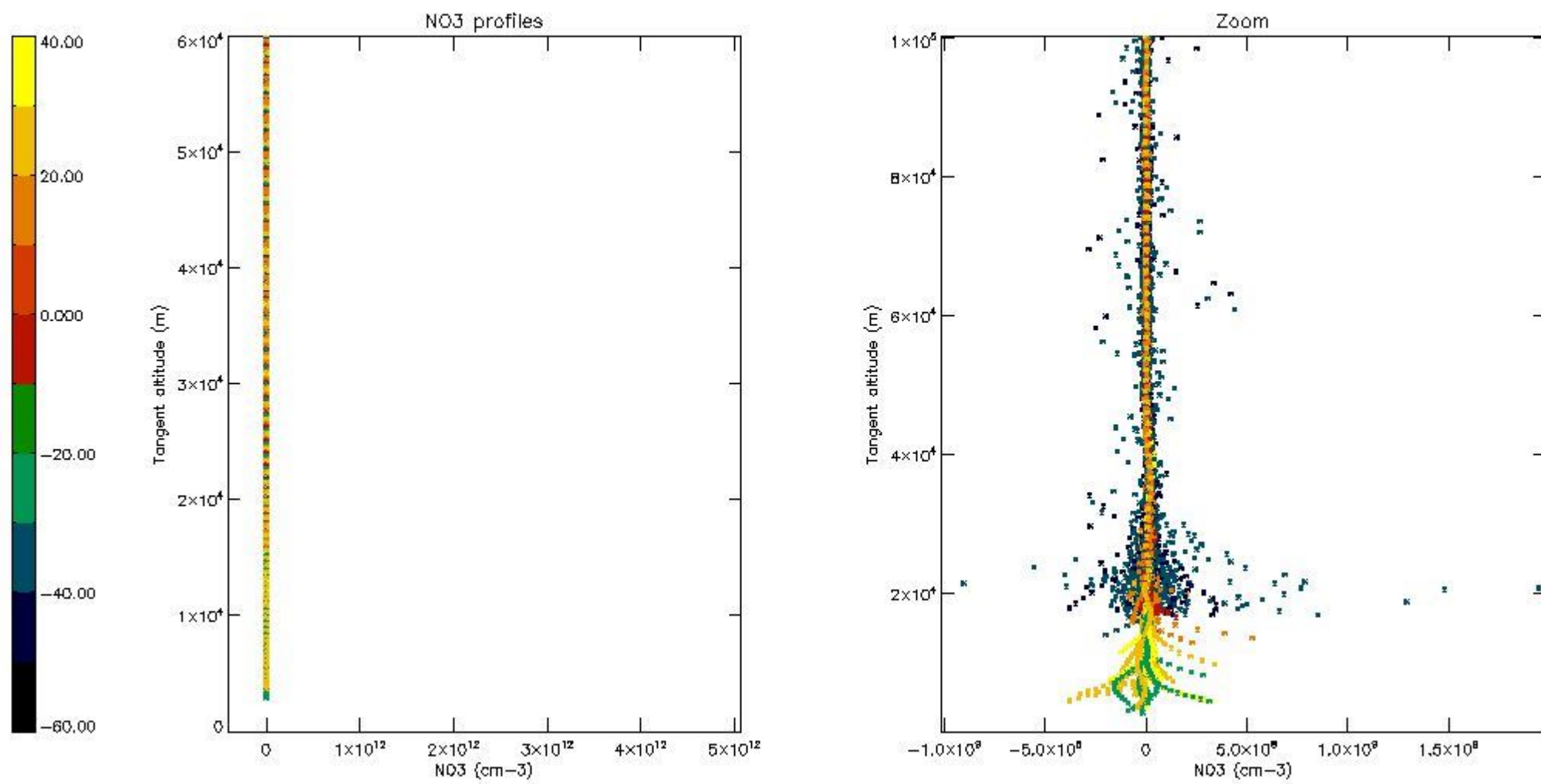
5.6 Plot NO₂ profiles for all STD (dark without errors)

The colorbar represents the latitude.



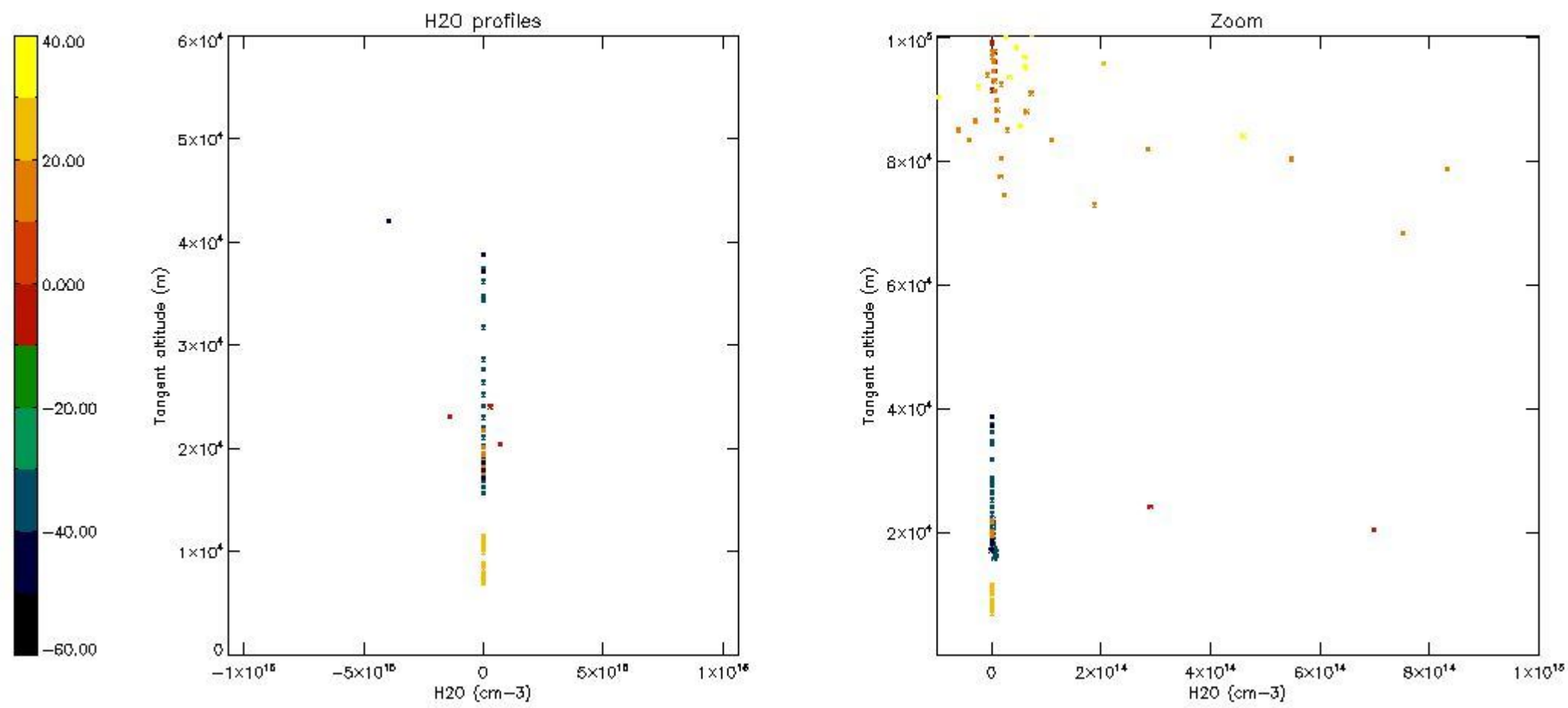
5.7 Plot NO3 profiles for all STD (dark without errors)

The colorbar represents the latitude.



5.8 Plot H₂O profiles for all STD (only for occultations of stars 1,2,3,4,13,14,16,26,63 dark without errors)

The colorbar represents the latitude.



6. Auxiliary Data Files used for the production reported in section 2

The number reported in the third column indicates since which file (see list in section 2) the corresponding auxiliary file has been used. The fourth column is the date of those product files.

Type	Auxiliary Filename	Used since product	Used since product date
INST_PHYS_CHARACTERISTICS	GOM_INS_AXVIEC20091111_143220_20030716_120000_20500101_000000	1	05-JAN-2006 00:00:56
LEVEL-2_PROC_CONFIG	GOM_PR2_AXVIEC20091111_152718_20020301_000000_20500101_000000	1	05-JAN-2006 00:00:56
CROSS_SECTIONS_FILE	GOM_CRS_AXVIEC20091111_154832_20020301_000000_20500101_000000	1	05-JAN-2006 00:00:56

GOMOS Level 2 Daily Report

SUMMARY

[1. General Info](#)

[2. Summary of processed GOM_NL_2P products](#)

[3. Level 2 Quality information per product](#)

[3.1 Plot of level 2 quality information per product \(time dependant\)](#)

[3.2 Plot of level 2 quality information per product \(world map\)](#)

[4. Level 1 Quality information per product \(stored on level 2 products\)](#)

[4.1 Plot of level 1 quality information per product \(time dependant\)](#)

[4.1.1 Plot of level 1 quality information per product \(time dependant\): ASCENDING](#)

[4.1.2 Plot of level 1 quality information per product \(time dependant\): DESCENDING](#)

[4.2 Plot of level 1 quality information per product \(world map\)](#)

[4.2.1 Plot of level 1 quality information per product \(world map\): ASCENDING](#)

[4.2.2 Plot of level 1 quality information per product \(world map\): DESCENDING](#)

[5. Ozone profiles based on quality statistics and other trace gas profiles](#)

[5.1 Ozone statistics based on quality of products](#)

[5.2 Plot ozone profiles for all STD \(dark without errors\)](#)

[5.3 Plot ozone profiles where STD < 20% \(dark without errors\)](#)

[5.4. Plot ozone profiles where STD < 10% \(dark without errors\)](#)

[5.5. Plot ozone profiles where STD < 5% \(dark without errors\)](#)

[5.6 Plot NO2 profiles for all STD \(dark without errors\)](#)

[5.7 Plot NO3 profiles for all STD \(dark without errors\)](#)

[5.8 Plot H2O profiles \(only for occultations of stars 1,2,3,4,13,14,16,26,63 dark without errors\) for all STD](#)

[6. Auxiliary Data Files used for the production reported in section 2](#)

This report presents the daily analysis on parameters extracted from GOMOS level 2 data (GOM_NL__2P). It is intended to monitor some important parameters that will impact the quality of these products. A list of level 2 products (and content) that have arrived during the reporting day to the PCF is also given.

Item	Value
Time of report generation	22APR2013 11:42:46
Data source version	GOMOS/6.01
Start time of products	05-01-2006 (05JAN2006 00:00:00)
Stop time of products	06-01-2006 (06JAN2006 00:00:00)
Store outputs in DB	Yes
Nb of level 2 prods	370
Nb of prods with errors	0

2. Summary of processed GOM_NL__2P products.

Nr	Filename	UTC Start time	Limb	Duration	Star Id	Star Name	Star Mag	Star Temp	Nb Meas	Orbit	Prod. error
1	GOM_NL__2PRFIN20060105_000056_000000352044_00030_20124_6995.N1	05-JAN-2006 00:00:56	Bright	35.000	120	1Del Oph	2.7340	3200.0	70	20124	No
2	GOM_NL__2PRFIN20060105_000530_000000382044_00030_20124_6996.N1	05-JAN-2006 00:05:30	Bright	38.000	97	8Bet1Sco	2.5610	30000.	76	20124	No
3	GOM_NL__2PRFIN20060105_000720_000000392044_00030_20124_6997.N1	05-JAN-2006 00:07:20	Twilight	38.500	158	6Pi Sco	2.9060	28000.	77	20124	No
4	GOM_NL__2PRFIN20060105_001147_000000372044_00030_20124_6998.N1	05-JAN-2006 00:11:47	Dark	37.000	131	Gam Lup	2.8000	26000.	74	20124	No
5	GOM_NL__2PRFIN20060105_001313_000000402044_00030_20124_6999.N1	05-JAN-2006 00:13:13	Dark	39.500	109	Bet Lup	2.6770	26000.	79	20124	No
6	GOM_NL__2PRFIN20060105_001442_000000422044_00030_20124_7000.N1	05-JAN-2006 00:14:42	Dark	41.500	78	Alp Lup	2.3040	28000.	83	20124	No
7	GOM_NL__2PRFIN20060105_001745_000000462044_00031_20125_6974.N1	05-JAN-2006 00:17:45	Dark	45.500	4	Alp1Cen	-0.010000	5800.0	91	20125	No
8	GOM_NL__2PRFIN20060105_002146_000000432044_00031_20125_6975.N1	05-JAN-2006 00:21:46	Dark	43.000	12	Alp1Cru	0.77500	30000.	86	20125	No
9	GOM_NL__2PRFIN20060105_002655_000000392044_00031_20125_6976.N1	05-JAN-2006 00:26:55	Dark	38.500	29	Bet Car	1.6720	10200.	77	20125	No
10	GOM_NL__2PRFIN20060105_002828_000000422044_00031_20125_6977.N1	05-JAN-2006 00:28:28	Dark	41.500	71	lot Car	2.2460	7700.0	83	20125	No
11	GOM_NL__2PRFIN20060105_002958_000000502044_00031_20125_6978.N1	05-JAN-2006 00:29:58	Dark	50.000	41	Eps Car	1.8600	4100.0	100	20125	No
12	GOM_NL__2PRFIN20060105_003400_000000432044_00031_20125_6979.N1	05-JAN-2006 00:34:00	Dark	42.500	2	Alp Car	-0.73600	7000.0	85	20125	No
13	GOM_NL__2PRFIN20060105_003939_000000402044_00031_20125_6980.N1	05-JAN-2006 00:39:39	Straylight	40.000	108	Alp Col	2.6520	15200.	80	20125	No
14	GOM_NL__2PRFIN20060105_004345_000000132044_00031_20125_6981.N1	05-JAN-2006 00:43:45	Straylight	13.000	47	2Bet CMa	1.9760	28000.	26	20125	No
15	GOM_NL__2PRFIN20060105_004705_000000452044_00031_20125_6982.N1	05-JAN-2006 00:47:05	Straylight	44.500	7	19Bet Ori	0.10000	14000.	89	20125	No
16	GOM_NL__2PRFIN20060105_004853_000000432044_00031_20125_6983.N1	05-JAN-2006 00:48:53	Straylight	42.500	30	46Eps Ori	1.6940	30000.	85	20125	No
17	GOM_NL__2PRFIN20060105_005118_000000482044_00031_20125_6984.N1	05-JAN-2006 00:51:18	Twilight	48.000	14	58Alp Ori	0.87000	3000.0	96	20125	No
18	GOM_NL__2PRFIN20060105_005418_000000432044_00031_20125_6985.N1	05-JAN-2006 00:54:18	Bright	43.000	13	87Alp Tau	0.86700	3800.0	86	20125	No
19	GOM_NL__2PRFIN20060105_005722_000000362044_00031_20125_6986.N1	05-JAN-2006 00:57:22	Bright	35.500	28	12Bet Tau	1.6500	15200.	71	20125	No
20	GOM_NL__2PRFIN20060105_005843_000000372044_00031_20125_6987.N1	05-JAN-2006 00:58:43	Bright	37.000	114	3lot Aur	2.6930	4600.0	74	20125	No
21	GOM_NL__2PRFIN20060105_010114_000000352044_00031_20125_6988.N1	05-JAN-2006 01:01:14	Bright	34.500	149	45Eps Per	2.8880	30000.	69	20125	No
22	GOM_NL__2PRFIN20060105_011431_000000342044_00031_20125_6989.N1	05-JAN-2006 01:14:31	Bright	34.000	49	1Alp UMi	1.9900	6300.0	68	20125	No
23	GOM_NL__2PRFIN20060105_012251_000000362044_00031_20125_6990.N1	05-JAN-2006 01:22:51	Bright	35.500	119	14Eta Dra	2.7270	4700.0	71	20125	No
24	GOM_NL__2PRFIN20060105_012505_000000522044_00031_20125_6991.N1	05-JAN-2006 01:25:05	Bright	52.000	130	23Bet Dra	2.7990	5800.0	104	20125	No
25	GOM_NL__2PRFIN20060105_013118_000000352044_00031_20125_6992.N1	05-JAN-2006 01:31:18	Bright	35.000	133	40Zet Her	2.8070	6000.0	70	20125	No
26	GOM_NL__2PRFIN20060105_013416_000000342044_00031_20125_6993.N1	05-JAN-2006 01:34:16	Bright	34.000	127	27Bet Her	2.7810	4700.0	68	20125	No
27	GOM_NL__2PRFIN20060105_014132_000000342044_00031_20125_6994.N1	05-JAN-2006 01:41:32	Bright	34.000	120	1Del Oph	2.7340	3200.0	68	20125	No
28	GOM_NL__2PRFIN20060105_014606_000000372044_00031_20125_6995.N1	05-JAN-2006 01:46:06	Bright	37.000	97	8Bet1Sco	2.5610	30000.	74	20125	No
29	GOM_NL__2PRFIN20060105_015349_000000382044_00031_20125_6996.N1	05-JAN-2006 01:53:49	Dark	38.000	109	Bet Lup	2.6770	26000.	76	20125	No
30	GOM_NL__2PRFIN20060105_015519_000000392044_00031_20125_6997.N1	05-JAN-2006 01:55:19	Dark	39.000	78	Alp Lup	2.3040	28000.	78	20125	No
31	GOM_NL__2PRFIN20060105_015822_000000402044_00032_20126_6974.N1	05-JAN-2006 01:58:22	Dark	40.000	4	Alp1Cen	-0.010000	5800.0	80	20126	No
32	GOM_NL__2PRFIN20060105_020223_000000412044_00032_20126_6975.N1	05-JAN-2006 02:02:23	Dark	41.000	12	Alp1Cru	0.77500	30000.	82	20126	No
33	GOM_NL__2PRFIN20060105_020731_000000412044_00032_20126_6976.N1	05-JAN-2006 02:07:31	Dark	40.500	29	Bet Car	1.6720	10200.	81	20126	No
34	GOM_NL__2PRFIN20060105_020904_000000452044_00032_20126_6977.N1	05-JAN-2006 02:09:04	Dark	44.500	71	lot Car	2.2460	7700.0	89	20126	No
35	GOM_NL__2PRFIN20060105_021034_000000482044_00032_20126_6978.N1	05-JAN-2006 02:10:34	Dark	47.500	41	Eps Car	1.8600	4100.0	95	20126	No
36	GOM_NL__2PRFIN20060105_021437_000000522044_00032_20126_6979.N1	05-JAN-2006 02:14:37	Dark	52.000	2	Alp Car	-0.73600	7000.0	104	20126	No
37	GOM_NL__2PRFIN20060105_022015_000000392044_00032_20126_6980.N1	05-JAN-2006 02:20:15	Straylight	38.500	108	Alp Col	2.6520	15200.	77	20126	No
38	GOM_NL__2PRFIN20060105_022421_000000242044_00032_20126_6981.N1	05-JAN-2006 02:24:21	Straylight	24.000	47	2Bet CMa	1.9760	28000.	48	20126	No
39	GOM_NL__2PRFIN20060105_022741_000000412044_00032_20126_6982.N1	05-JAN-2006 02:27:41	Straylight	41.000	7	19Bet Ori	0.10000	14000.	82	20126	No
40	GOM_NL__2PRFIN20060105_022929_000000432044_00032_20126_6983.N1	05-JAN-2006 02:29:29	Straylight	43.000	30	46Eps Ori	1.6940	30000.	86	20126	No
41	GOM_NL__2PRFIN20060105_023154_000000532044_00032_20126_6984.N1	05-JAN-2006 02:31:54	Twilight	53.000	14	58Alp Ori	0.87000	3000.0	106	20126	No
42	GOM_NL__2PRFIN20060105_023455_000000422044_00032_20126_6985.N1	05-JAN-2006 02:34:55	Bright	41.500	13	87Alp Tau	0.86700	3800.0	83	20126	No

43	GOM_NL__2PRFIN20060105_023758_000000392044_00032_20126_6986.N1	05-JAN-2006 02:37:58	Bright	39.000	28	12Bet Tau	1.6500	15200.	78	20126	No
44	GOM_NL__2PRFIN20060105_023919_000000392044_00032_20126_6987.N1	05-JAN-2006 02:39:19	Bright	38.500	114	3Iot Aur	2.6930	4600.0	77	20126	No
45	GOM_NL__2PRFIN20060105_024150_000000352044_00032_20126_6988.N1	05-JAN-2006 02:41:50	Bright	35.000	149	45Eps Per	2.8880	30000.	70	20126	No
46	GOM_NL__2PRFIN20060105_024409_000000352044_00032_20126_6989.N1	05-JAN-2006 02:44:09	Bright	34.500	175	39Del Per	3.0100	19400.	69	20126	No
47	GOM_NL__2PRFIN20060105_025507_000000382044_00032_20126_6990.N1	05-JAN-2006 02:55:07	Bright	38.000	49	1Alp UMi	1.9900	6300.0	76	20126	No
48	GOM_NL__2PRFIN20060105_030327_000000372044_00032_20126_6991.N1	05-JAN-2006 03:03:27	Bright	36.500	119	14Eta Dra	2.7270	4700.0	73	20126	No
49	GOM_NL__2PRFIN20060105_030541_000000362044_00032_20126_6992.N1	05-JAN-2006 03:05:41	Bright	36.000	130	23Bet Dra	2.7990	5800.0	72	20126	No
50	GOM_NL__2PRFIN20060105_031154_000000352044_00032_20126_6993.N1	05-JAN-2006 03:11:54	Bright	35.000	133	40Zet Her	2.8070	6000.0	70	20126	No
51	GOM_NL__2PRFIN20060105_031452_000000442044_00032_20126_6994.N1	05-JAN-2006 03:14:52	Bright	44.000	127	27Bet Her	2.7810	4700.0	88	20126	No
52	GOM_NL__2PRFIN20060105_032208_000000352044_00032_20126_6995.N1	05-JAN-2006 03:22:08	Bright	34.500	120	1Del Oph	2.7340	3200.0	69	20126	No
53	GOM_NL__2PRFIN20060105_032734_000000412044_00032_20126_6996.N1	05-JAN-2006 03:27:34	Bright	40.500	80	7Del Sco	2.3160	30000.	81	20126	No
54	GOM_NL__2PRFIN20060105_033300_000000392044_00032_20126_6997.N1	05-JAN-2006 03:33:00	Dark	38.500	131	Gam Lup	2.8000	26000.	77	20126	No
55	GOM_NL__2PRFIN20060105_033426_000000382044_00032_20126_6998.N1	05-JAN-2006 03:34:26	Dark	37.500	109	Bet Lup	2.6770	26000.	75	20126	No
56	GOM_NL__2PRFIN20060105_033555_000000392044_00032_20126_6999.N1	05-JAN-2006 03:35:55	Dark	38.500	78	Alp Lup	2.3040	28000.	77	20126	No
57	GOM_NL__2PRFIN20060105_034259_000000412044_00033_20127_6974.N1	05-JAN-2006 03:42:59	Dark	41.000	12	Alp1Cru	0.77500	30000.	82	20127	No
58	GOM_NL__2PRFIN20060105_034807_000000382044_00033_20127_6975.N1	05-JAN-2006 03:48:07	Dark	37.500	29	Bet Car	1.6720	10200.	75	20127	No
59	GOM_NL__2PRFIN20060105_034941_000000452044_00033_20127_6976.N1	05-JAN-2006 03:49:41	Dark	44.500	71	Iot Car	2.2460	7700.0	89	20127	No
60	GOM_NL__2PRFIN20060105_035110_000000472044_00033_20127_6977.N1	05-JAN-2006 03:51:10	Dark	46.500	41	Eps Car	1.8600	4100.0	93	20127	No
61	GOM_NL__2PRFIN20060105_035513_000000472044_00033_20127_6978.N1	05-JAN-2006 03:55:13	Dark	46.500	2	Alp Car	-0.73600	7000.0	93	20127	No
62	GOM_NL__2PRFIN20060105_040051_000000402044_00033_20127_6979.N1	05-JAN-2006 04:00:51	Straylight	40.000	108	Alp Col	2.6520	15200.	80	20127	No
63	GOM_NL__2PRFIN20060105_040457_000000242044_00033_20127_6980.N1	05-JAN-2006 04:04:57	Straylight	24.000	47	2Bet CMa	1.9760	28000.	48	20127	No
64	GOM_NL__2PRFIN20060105_040817_000000472044_00033_20127_6981.N1	05-JAN-2006 04:08:17	Straylight	46.500	7	19Bet Ori	0.10000	14000.	93	20127	No
65	GOM_NL__2PRFIN20060105_041005_000000422044_00033_20127_6982.N1	05-JAN-2006 04:10:05	Straylight	41.500	30	46Eps Ori	1.6940	30000.	83	20127	No
66	GOM_NL__2PRFIN20060105_041230_000000492044_00033_20127_6983.N1	05-JAN-2006 04:12:30	Tw_i_and_stray	49.000	14	58Alp Ori	0.87000	3000.0	98	20127	No
67	GOM_NL__2PRFIN20060105_041531_000000452044_00033_20127_6984.N1	05-JAN-2006 04:15:31	Bright	44.500	13	87Alp Tau	0.86700	3800.0	89	20127	No
68	GOM_NL__2PRFIN20060105_041834_000000372044_00033_20127_6985.N1	05-JAN-2006 04:18:34	Bright	37.000	28	12Bet Tau	1.6500	15200.	74	20127	No
69	GOM_NL__2PRFIN20060105_041955_000000372044_00033_20127_6986.N1	05-JAN-2006 04:19:55	Bright	37.000	114	3Iot Aur	2.6930	4600.0	74	20127	No
70	GOM_NL__2PRFIN20060105_042227_000000352044_00033_20127_6987.N1	05-JAN-2006 04:22:27	Bright	35.000	149	45Eps Per	2.8880	30000.	70	20127	No
71	GOM_NL__2PRFIN20060105_042445_000000352044_00033_20127_6988.N1	05-JAN-2006 04:24:45	Bright	34.500	175	39Del Per	3.0100	19400.	69	20127	No
72	GOM_NL__2PRFIN20060105_043543_000000362044_00033_20127_6989.N1	05-JAN-2006 04:35:43	Bright	35.500	49	1Alp UMi	1.9900	6300.0	71	20127	No
73	GOM_NL__2PRFIN20060105_044403_000000362044_00033_20127_6990.N1	05-JAN-2006 04:44:03	Bright	36.000	119	14Eta Dra	2.7270	4700.0	72	20127	No
74	GOM_NL__2PRFIN20060105_044617_000000342044_00033_20127_6991.N1	05-JAN-2006 04:46:17	Bright	33.500	130	23Bet Dra	2.7990	5800.0	67	20127	No
75	GOM_NL__2PRFIN20060105_045230_000000382044_00033_20127_6992.N1	05-JAN-2006 04:52:30	Bright	37.500	133	40Zet Her	2.8070	6000.0	75	20127	No
76	GOM_NL__2PRFIN20060105_045528_000000362044_00033_20127_6993.N1	05-JAN-2006 04:55:28	Bright	36.000	127	27Bet Her	2.7810	4700.0	72	20127	No
77	GOM_NL__2PRFIN20060105_050244_000000362044_00033_20127_6994.N1	05-JAN-2006 05:02:44	Bright	35.500	120	1Del Oph	2.7340	3200.0	71	20127	No
78	GOM_NL__2PRFIN20060105_050810_000000432044_00033_20127_6995.N1	05-JAN-2006 05:08:10	Bright	42.500	80	7Del Sco	2.3160	30000.	85	20127	No
79	GOM_NL__2PRFIN20060105_051336_000000392044_00033_20127_6996.N1	05-JAN-2006 05:13:36	Dark	38.500	131	Gam Lup	2.8000	26000.	77	20127	No
80	GOM_NL__2PRFIN20060105_051502_000000402044_00033_20127_6997.N1	05-JAN-2006 05:15:02	Dark	40.000	109	Bet Lup	2.6770	26000.	80	20127	No
81	GOM_NL__2PRFIN20060105_051632_000000402044_00033_20127_6998.N1	05-JAN-2006 05:16:32	Dark	39.500	78	Alp Lup	2.3040	28000.	79	20127	No
82	GOM_NL__2PRFIN20060105_052336_000000392044_00034_20128_6975.N1	05-JAN-2006 05:23:36	Dark	39.000	12	Alp1Cru	0.77500	30000.	78	20128	No
83	GOM_NL__2PRFIN20060105_052844_000000372044_00034_20128_6976.N1	05-JAN-2006 05:28:44	Dark	37.000	29	Bet Car	1.6720	10200.	74	20128	No
84	GOM_NL__2PRFIN20060105_053017_000000432044_00034_20128_6977.N1	05-JAN-2006 05:30:17	Dark	42.500	71	Iot Car	2.2460	7700.0	85	20128	No
85	GOM_NL__2PRFIN20060105_053147_000000442044_00034_20128_6978.N1	05-JAN-2006 05:31:47	Dark	44.000	41	Eps Car	1.8600	4100.0	88	20128	No
86	GOM_NL__2PRFIN20060105_053549_000000442044_00034_20128_6979.N1	05-JAN-2006 05:35:49	Dark	43.500	2	Alp Car	-0.73600	7000.0	87	20128	No
87	GOM_NL__2PRFIN20060105_054127_000000392044_00034_20128_6980.N1	05-JAN-2006 05:41:27	Straylight	39.000	108	Alp Col	2.6520	15200.	78	20128	No
88	GOM_NL__2PRFIN20060105_054533_000000342044_00034_20128_6981.N1	05-JAN-2006 05:45:33	Straylight	34.000	47	2Bet CMa	1.9760	28000.	68	20128	No
89	GOM_NL__2PRFIN20060105_054853_000000442044_00034_20128_6982.N1	05-JAN-2006 05:48:53	Straylight	44.000	7	19Bet Ori	0.10000	14000.	88	20128	No
90	GOM_NL__2PRFIN20060105_055041_000000442044_00034_20128_6983.N1	05-JAN-2006 05:50:41	Straylight	43.500	30	46Eps Ori	1.6940	30000.	87	20128	No
91	GOM_NL__2PRFIN20060105_055306_000000462044_00034_20128_6984.N1	05-JAN-2006 05:53:06	Tw_i_and_stray	46.000	14	58Alp Ori	0.87000	3000.0	92	20128	No
92	GOM_NL__2PRFIN20060105_055607_000000482044_00034_20128_6985.N1	05-JAN-2006 05:56:07	Bright	47.500	13	87Alp Tau	0.86700	3800.0	95	20128	No
93	GOM_NL__2PRFIN20060105_055910_000000382044_00034_20128_6986.N1	05-JAN-2006 05:59:10	Bright	37.500	28	12Bet Tau	1.6500	15200.	75	20128	No
94	GOM_NL__2PRFIN20060105_060031_000000372044_00034_20128_6987.N1	05-JAN-2006 06:00:31	Bright	36.500	114	3Iot Aur	2.6930	4600.0	73	20128	No
95	GOM_NL__2PRFIN20060105_060303_000000342044_00034_20128_6988.N1	05-JAN-2006 06:03:03	Bright	34.000	149	45Eps Per	2.8880	30000.	68	20128	No
96	GOM_NL__2PRFIN20060105_060521_000000342044_00034_20128_6989.N1	05-JAN-2006 06:05:21	Bright	34.000	175	39Del Per	3.0100	19400.	68	20128	No
97	GOM_NL__2PRFIN20060105_061619_000000352044_00034_20128_6990.N1	05-JAN-2006 06:16:19	Bright	34.500	49	1Alp UMi	1.9900	6300.0	69	20128	No
98	GOM_NL__2PRFIN20060105_062439_000000362044_00034_20128_6991.N1	05-JAN-2006 06:24:39	Bright	36.000	119	14Eta Dra	2.7270	4700.0	72	20128	No
99	GOM_NL__2PRFIN20060105_062653_000000332044_00034_20128_6992.N1	05-JAN-2006 06:26:53	Bright	33.000	130	23Bet Dra	2.7990	5800.0	66	20128	No
100	GOM_NL__2PRFIN20060105_063307_000000342044_00034_20128_6993.N1	05-JAN-2006 06:33:07	Bright	34.000	133	40Zet Her	2.8070	6000.0	68	20128	No
101	GOM_NL__2PRFIN20060105_063604_000000352044_00034_20128_6994.N1	05-JAN-2006 06:36:04	Bright	34.500	127	27Bet Her	2.7810	4700.0	69	20128	No

102	GOM_NL__2PRFIN20060105_064321_000000362044_00034_20128_6995.N1	05-JAN-2006 06:43:21	Bright	35.500	120	1Del Oph	2.7340	3200.0	71	20128	No
103	GOM_NL__2PRFIN20060105_064847_000000412044_00034_20128_6996.N1	05-JAN-2006 06:48:47	Bright	41.000	80	7Del Sco	2.3160	30000.	82	20128	No
104	GOM_NL__2PRFIN20060105_065412_000000392044_00034_20128_6997.N1	05-JAN-2006 06:54:12	Dark	38.500	131	Gam Lup	2.8000	26000.	77	20128	No
105	GOM_NL__2PRFIN20060105_065539_000000382044_00034_20128_6998.N1	05-JAN-2006 06:55:39	Dark	38.000	109	Bet Lup	2.6770	26000.	76	20128	No
106	GOM_NL__2PRFIN20060105_065708_000000392044_00034_20128_6999.N1	05-JAN-2006 06:57:08	Dark	39.000	78	Alp Lup	2.3040	28000.	78	20128	No
107	GOM_NL__2PRFIN20060105_070011_000000492044_00035_20129_6996.N1	05-JAN-2006 07:00:11	Dark	49.000	4	Alp1Cen	-0.010000	5800.0	98	20129	No
108	GOM_NL__2PRFIN20060105_070412_000000402044_00035_20129_6997.N1	05-JAN-2006 07:04:12	Dark	39.500	12	Alp1Cru	0.77500	30000.	79	20129	No
109	GOM_NL__2PRFIN20060105_070920_000000462044_00035_20129_6998.N1	05-JAN-2006 07:09:20	Dark	46.000	29	Bet Car	1.6720	10200.	92	20129	No
110	GOM_NL__2PRFIN20060105_071054_000000412044_00035_20129_6999.N1	05-JAN-2006 07:10:54	Dark	41.000	71	lot Car	2.2460	7700.0	82	20129	No
111	GOM_NL__2PRFIN20060105_071223_000000532044_00035_20129_7000.N1	05-JAN-2006 07:12:23	Dark	52.500	41	Eps Car	1.8600	4100.0	105	20129	No
112	GOM_NL__2PRFIN20060105_071625_000000482044_00035_20129_7001.N1	05-JAN-2006 07:16:25	Dark	48.000	2	Alp Car	-0.73600	7000.0	96	20129	No
113	GOM_NL__2PRFIN20060105_072204_000000392044_00035_20129_7002.N1	05-JAN-2006 07:22:04	Straylight	39.000	108	Alp Col	2.6520	15200.	78	20129	No
114	GOM_NL__2PRFIN20060105_072609_000000342044_00035_20129_7003.N1	05-JAN-2006 07:26:09	Straylight	33.500	47	2Bet CMa	1.9760	28000.	67	20129	No
115	GOM_NL__2PRFIN20060105_072929_000000512044_00035_20129_7004.N1	05-JAN-2006 07:29:29	Straylight	50.500	7	19Bet Ori	0.10000	14000.	101	20129	No
116	GOM_NL__2PRFIN20060105_073117_000000422044_00035_20129_7005.N1	05-JAN-2006 07:31:17	Straylight	42.000	30	46Eps Ori	1.6940	30000.	84	20129	No
117	GOM_NL__2PRFIN20060105_073342_000000532044_00035_20129_7006.N1	05-JAN-2006 07:33:42	Tw_i_and_stray	52.500	14	58Alp Ori	0.87000	3000.0	105	20129	No
118	GOM_NL__2PRFIN20060105_073643_000000452044_00035_20129_7007.N1	05-JAN-2006 07:36:43	Bright	44.500	13	87Alp Tau	0.86700	3800.0	89	20129	No
119	GOM_NL__2PRFIN20060105_073946_000000372044_00035_20129_7008.N1	05-JAN-2006 07:39:46	Bright	37.000	28	12Bet Tau	1.6500	15200.	74	20129	No
120	GOM_NL__2PRFIN20060105_074107_000000362044_00035_20129_7009.N1	05-JAN-2006 07:41:07	Bright	35.500	114	3lot Aur	2.6930	4600.0	71	20129	No
121	GOM_NL__2PRFIN20060105_074339_000000352044_00035_20129_7010.N1	05-JAN-2006 07:43:39	Bright	34.500	149	45Eps Per	2.8880	30000.	69	20129	No
122	GOM_NL__2PRFIN20060105_074557_000000362044_00035_20129_7011.N1	05-JAN-2006 07:45:57	Bright	35.500	175	39Del Per	3.0100	19400.	71	20129	No
123	GOM_NL__2PRFIN20060105_075655_000000332044_00035_20129_7012.N1	05-JAN-2006 07:56:55	Bright	33.000	49	1Alp UMi	1.9900	6300.0	66	20129	No
124	GOM_NL__2PRFIN20060105_080515_000000362044_00035_20129_7013.N1	05-JAN-2006 08:05:15	Bright	36.000	119	14Eta Dra	2.7270	4700.0	72	20129	No
125	GOM_NL__2PRFIN20060105_080730_000000362044_00035_20129_7014.N1	05-JAN-2006 08:07:30	Bright	36.000	130	23Bet Dra	2.7990	5800.0	72	20129	No
126	GOM_NL__2PRFIN20060105_081343_000000522044_00035_20129_7015.N1	05-JAN-2006 08:13:43	Bright	52.000	133	40Zet Her	2.8070	6000.0	104	20129	No
127	GOM_NL__2PRFIN20060105_081641_000000352044_00035_20129_7016.N1	05-JAN-2006 08:16:41	Bright	35.000	127	27Bet Her	2.7810	4700.0	70	20129	No
128	GOM_NL__2PRFIN20060105_082357_000000362044_00035_20129_7017.N1	05-JAN-2006 08:23:57	Bright	35.500	120	1Del Oph	2.7340	3200.0	71	20129	No
129	GOM_NL__2PRFIN20060105_082923_000000412044_00035_20129_7018.N1	05-JAN-2006 08:29:23	Bright	40.500	80	7Del Sco	2.3160	30000.	81	20129	No
130	GOM_NL__2PRFIN20060105_083449_000000392044_00035_20129_7019.N1	05-JAN-2006 08:34:49	Dark	39.000	131	Gam Lup	2.8000	26000.	78	20129	No
131	GOM_NL__2PRFIN20060105_083615_000000382044_00035_20129_7020.N1	05-JAN-2006 08:36:15	Dark	38.000	109	Bet Lup	2.6770	26000.	76	20129	No
132	GOM_NL__2PRFIN20060105_083745_000000402044_00035_20129_7021.N1	05-JAN-2006 08:37:45	Dark	39.500	78	Alp Lup	2.3040	28000.	79	20129	No
133	GOM_NL__2PRFIN20060105_084047_000000432044_00036_20130_6996.N1	05-JAN-2006 08:40:47	Dark	42.500	4	Alp1Cen	-0.010000	5800.0	85	20130	No
134	GOM_NL__2PRFIN20060105_084449_000000482044_00036_20130_6997.N1	05-JAN-2006 08:44:49	Dark	48.000	12	Alp1Cru	0.77500	30000.	96	20130	No
135	GOM_NL__2PRFIN20060105_084956_000000372044_00036_20130_6998.N1	05-JAN-2006 08:49:56	Dark	36.500	29	Bet Car	1.6720	10200.	73	20130	No
136	GOM_NL__2PRFIN20060105_085130_000000452044_00036_20130_6999.N1	05-JAN-2006 08:51:30	Dark	45.000	71	lot Car	2.2460	7700.0	90	20130	No
137	GOM_NL__2PRFIN20060105_085259_000000522044_00036_20130_7000.N1	05-JAN-2006 08:52:59	Dark	51.500	41	Eps Car	1.8600	4100.0	103	20130	No
138	GOM_NL__2PRFIN20060105_085701_000000442044_00036_20130_7001.N1	05-JAN-2006 08:57:01	Dark	43.500	2	Alp Car	-0.73600	7000.0	87	20130	No
139	GOM_NL__2PRFIN20060105_090240_000000372044_00036_20130_7002.N1	05-JAN-2006 09:02:40	Straylight	36.500	108	Alp Col	2.6520	15200.	73	20130	No
140	GOM_NL__2PRFIN20060105_090645_000000402044_00036_20130_7003.N1	05-JAN-2006 09:06:45	Straylight	40.000	47	2Bet CMa	1.9760	28000.	80	20130	No
141	GOM_NL__2PRFIN20060105_091005_000000482044_00036_20130_7004.N1	05-JAN-2006 09:10:05	Straylight	48.000	7	19Bet Ori	0.10000	14000.	96	20130	No
142	GOM_NL__2PRFIN20060105_091153_000000432044_00036_20130_7005.N1	05-JAN-2006 09:11:53	Straylight	42.500	30	46Eps Ori	1.6940	30000.	85	20130	No
143	GOM_NL__2PRFIN20060105_091418_000000482044_00036_20130_7006.N1	05-JAN-2006 09:14:18	Tw_i_and_stray	47.500	14	58Alp Ori	0.87000	3000.0	95	20130	No
144	GOM_NL__2PRFIN20060105_091719_000000422044_00036_20130_7007.N1	05-JAN-2006 09:17:19	Bright	41.500	13	87Alp Tau	0.86700	3800.0	83	20130	No
145	GOM_NL__2PRFIN20060105_092022_000000372044_00036_20130_7008.N1	05-JAN-2006 09:20:22	Bright	36.500	28	12Bet Tau	1.6500	15200.	73	20130	No
146	GOM_NL__2PRFIN20060105_092143_000000362044_00036_20130_7009.N1	05-JAN-2006 09:21:43	Bright	35.500	114	3lot Aur	2.6930	4600.0	71	20130	No
147	GOM_NL__2PRFIN20060105_092415_000000352044_00036_20130_7010.N1	05-JAN-2006 09:24:15	Bright	34.500	149	45Eps Per	2.8880	30000.	69	20130	No
148	GOM_NL__2PRFIN20060105_092634_000000352044_00036_20130_7011.N1	05-JAN-2006 09:26:34	Bright	35.000	175	39Del Per	3.0100	19400.	70	20130	No
149	GOM_NL__2PRFIN20060105_093731_000000362044_00036_20130_7012.N1	05-JAN-2006 09:37:31	Bright	36.000	49	1Alp UMi	1.9900	6300.0	72	20130	No
150	GOM_NL__2PRFIN20060105_094551_000000372044_00036_20130_7013.N1	05-JAN-2006 09:45:51	Bright	36.500	119	14Eta Dra	2.7270	4700.0	73	20130	No
151	GOM_NL__2PRFIN20060105_094806_000000352044_00036_20130_7014.N1	05-JAN-2006 09:48:06	Bright	35.000	130	23Bet Dra	2.7990	5800.0	70	20130	No
152	GOM_NL__2PRFIN20060105_095419_000000352044_00036_20130_7015.N1	05-JAN-2006 09:54:19	Bright	34.500	133	40Zet Her	2.8070	6000.0	69	20130	No
153	GOM_NL__2PRFIN20060105_095717_000000352044_00036_20130_7016.N1	05-JAN-2006 09:57:17	Bright	35.000	127	27Bet Her	2.7810	4700.0	70	20130	No
154	GOM_NL__2PRFIN20060105_100433_000000362044_00036_20130_7017.N1	05-JAN-2006 10:04:33	Bright	35.500	120	1Del Oph	2.7340	3200.0	71	20130	No
155	GOM_NL__2PRFIN20060105_100959_000000392044_00036_20130_7018.N1	05-JAN-2006 10:09:59	Bright	39.000	80	7Del Sco	2.3160	30000.	78	20130	No
156	GOM_NL__2PRFIN20060105_101525_000000362044_00036_20130_7019.N1	05-JAN-2006 10:15:25	Dark	36.000	131	Gam Lup	2.8000	26000.	72	20130	No
157	GOM_NL__2PRFIN20060105_101652_000000382044_00036_20130_7020.N1	05-JAN-2006 10:16:52	Dark	37.500	109	Bet Lup	2.6770	26000.	75	20130	No
158	GOM_NL__2PRFIN20060105_101821_000000412044_00036_20130_7021.N1	05-JAN-2006 10:18:21	Dark	40.500	78	Alp Lup	2.3040	28000.	81	20130	No
159	GOM_NL__2PRFIN20060105_102123_000000472044_00037_20131_6996.N1	05-JAN-2006 10:21:23	Dark	47.000	4	Alp1Cen	-0.010000	5800.0	94	20131	No
160	GOM_NL__2PRFIN20060105_102525_000000412044_00037_20131_6997.N1	05-JAN-2006 10:25:25	Dark	41.000	12	Alp1Cru	0.77500	30000.	82	20131	No

161	GOM_NL__2PRFIN20060105_103033_000000382044_00037_20131_6998.N1	05-JAN-2006 10:30:33	Dark	37.500	29	Bet Car	1.6720	10200.	75	20131	No
162	GOM_NL__2PRFIN20060105_103207_000000422044_00037_20131_6999.N1	05-JAN-2006 10:32:07	Dark	41.500	71	lot Car	2.2460	7700.0	83	20131	No
163	GOM_NL__2PRFIN20060105_103336_000000482044_00037_20131_7000.N1	05-JAN-2006 10:33:36	Dark	48.000	41	Eps Car	1.8600	4100.0	96	20131	No
164	GOM_NL__2PRFIN20060105_103738_000000462044_00037_20131_7001.N1	05-JAN-2006 10:37:38	Dark	45.500	2	Alp Car	-0.73600	7000.0	91	20131	No
165	GOM_NL__2PRFIN20060105_104316_000000362044_00037_20131_7002.N1	05-JAN-2006 10:43:16	Straylight	36.000	108	Alp Col	2.6520	15200.	72	20131	No
166	GOM_NL__2PRFIN20060105_104721_000000422044_00037_20131_7003.N1	05-JAN-2006 10:47:21	Straylight	42.000	47	2Bet CMa	1.9760	28000.	84	20131	No
167	GOM_NL__2PRFIN20060105_105041_000000522044_00037_20131_7004.N1	05-JAN-2006 10:50:41	Straylight	52.000	7	19Bet Ori	0.10000	14000.	104	20131	No
168	GOM_NL__2PRFIN20060105_105229_000000432044_00037_20131_7005.N1	05-JAN-2006 10:52:29	Straylight	42.500	30	46Eps Ori	1.6940	30000.	85	20131	No
169	GOM_NL__2PRFIN20060105_105454_000000492044_00037_20131_7006.N1	05-JAN-2006 10:54:54	Tw_i_and_stray	48.500	14	58Alp Ori	0.87000	3000.0	97	20131	No
170	GOM_NL__2PRFIN20060105_105755_000000422044_00037_20131_7007.N1	05-JAN-2006 10:57:55	Bright	41.500	13	87Alp Tau	0.86700	3800.0	83	20131	No
171	GOM_NL__2PRFIN20060105_110058_000000362044_00037_20131_7008.N1	05-JAN-2006 11:00:58	Bright	36.000	28	12Bet Tau	1.6500	15200.	72	20131	No
172	GOM_NL__2PRFIN20060105_110219_000000382044_00037_20131_7009.N1	05-JAN-2006 11:02:19	Bright	37.500	114	3lot Aur	2.6930	4600.0	75	20131	No
173	GOM_NL__2PRFIN20060105_110452_000000342044_00037_20131_7010.N1	05-JAN-2006 11:04:52	Bright	33.500	149	45Eps Per	2.8880	30000.	67	20131	No
174	GOM_NL__2PRFIN20060105_110710_000000352044_00037_20131_7011.N1	05-JAN-2006 11:07:10	Bright	35.000	175	39Del Per	3.0100	19400.	70	20131	No
175	GOM_NL__2PRFIN20060105_111806_000000352044_00037_20131_7012.N1	05-JAN-2006 11:18:06	Bright	34.500	49	1Alp UMi	1.9900	6300.0	69	20131	No
176	GOM_NL__2PRFIN20060105_112627_000000352044_00037_20131_7013.N1	05-JAN-2006 11:26:27	Bright	35.000	119	14Eta Dra	2.7270	4700.0	70	20131	No
177	GOM_NL__2PRFIN20060105_112842_000000342044_00037_20131_7014.N1	05-JAN-2006 11:28:42	Bright	33.500	130	23Bet Dra	2.7990	5800.0	67	20131	No
178	GOM_NL__2PRFIN20060105_113455_000000332044_00037_20131_7015.N1	05-JAN-2006 11:34:55	Bright	33.000	133	40Zet Her	2.8070	6000.0	66	20131	No
179	GOM_NL__2PRFIN20060105_113753_000000352044_00037_20131_7016.N1	05-JAN-2006 11:37:53	Bright	35.000	127	27Bet Her	2.7810	4700.0	70	20131	No
180	GOM_NL__2PRFIN20060105_114509_000000342044_00037_20131_7017.N1	05-JAN-2006 11:45:09	Bright	34.000	120	1Del Oph	2.7340	3200.0	68	20131	No
181	GOM_NL__2PRFIN20060105_115035_000000392044_00037_20131_7018.N1	05-JAN-2006 11:50:35	Bright	38.500	80	7Del Sco	2.3160	30000.	77	20131	No
182	GOM_NL__2PRFIN20060105_115601_000000392044_00037_20131_7019.N1	05-JAN-2006 11:56:01	Dark	38.500	131	Gam Lup	2.8000	26000.	77	20131	No
183	GOM_NL__2PRFIN20060105_115728_000000382044_00037_20131_7020.N1	05-JAN-2006 11:57:28	Dark	37.500	109	Bet Lup	2.6770	26000.	75	20131	No
184	GOM_NL__2PRFIN20060105_115858_000000372044_00037_20131_7021.N1	05-JAN-2006 11:58:58	Dark	37.000	78	Alp Lup	2.3040	28000.	74	20131	No
185	GOM_NL__2PRFIN20060105_120159_000000532044_00038_20132_6997.N1	05-JAN-2006 12:01:59	Dark	53.000	4	Alp1Cen	-0.010000	5800.0	106	20132	No
186	GOM_NL__2PRFIN20060105_120602_000000412044_00038_20132_6998.N1	05-JAN-2006 12:06:02	Dark	41.000	12	Alp1Cru	0.77500	30000.	82	20132	No
187	GOM_NL__2PRFIN20060105_121109_000000392044_00038_20132_6999.N1	05-JAN-2006 12:11:09	Dark	38.500	29	Bet Car	1.6720	10200.	77	20132	No
188	GOM_NL__2PRFIN20060105_121243_000000402044_00038_20132_7000.N1	05-JAN-2006 12:12:43	Dark	40.000	71	lot Car	2.2460	7700.0	80	20132	No
189	GOM_NL__2PRFIN20060105_121412_000000492044_00038_20132_7001.N1	05-JAN-2006 12:14:12	Dark	49.000	41	Eps Car	1.8600	4100.0	98	20132	No
190	GOM_NL__2PRFIN20060105_121814_000000462044_00038_20132_7002.N1	05-JAN-2006 12:18:14	Dark	46.000	2	Alp Car	-0.73600	7000.0	92	20132	No
191	GOM_NL__2PRFIN20060105_122352_000000382044_00038_20132_7003.N1	05-JAN-2006 12:23:52	Straylight	38.000	108	Alp Col	2.6520	15200.	76	20132	No
192	GOM_NL__2PRFIN20060105_122757_000000412044_00038_20132_7004.N1	05-JAN-2006 12:27:57	Straylight	41.000	47	2Bet CMa	1.9760	28000.	82	20132	No
193	GOM_NL__2PRFIN20060105_123117_000000452044_00038_20132_7005.N1	05-JAN-2006 12:31:17	Straylight	44.500	7	19Bet Ori	0.10000	14000.	89	20132	No
194	GOM_NL__2PRFIN20060105_123305_000000412044_00038_20132_7006.N1	05-JAN-2006 12:33:05	Straylight	40.500	30	46Eps Ori	1.6940	30000.	81	20132	No
195	GOM_NL__2PRFIN20060105_123530_000000532044_00038_20132_7007.N1	05-JAN-2006 12:35:30	Tw_i_and_stray	53.000	14	58Alp Ori	0.87000	3000.0	106	20132	No
196	GOM_NL__2PRFIN20060105_123832_000000412044_00038_20132_7008.N1	05-JAN-2006 12:38:32	Bright	41.000	13	87Alp Tau	0.86700	3800.0	82	20132	No
197	GOM_NL__2PRFIN20060105_124133_000000372044_00038_20132_7009.N1	05-JAN-2006 12:41:33	Bright	37.000	28	12Bet Tau	1.6500	15200.	74	20132	No
198	GOM_NL__2PRFIN20060105_124255_000000382044_00038_20132_7010.N1	05-JAN-2006 12:42:55	Bright	37.500	114	3lot Aur	2.6930	4600.0	75	20132	No
199	GOM_NL__2PRFIN20060105_124528_000000352044_00038_20132_7011.N1	05-JAN-2006 12:45:28	Bright	34.500	149	45Eps Per	2.8880	30000.	69	20132	No
200	GOM_NL__2PRFIN20060105_124746_000000352044_00038_20132_7012.N1	05-JAN-2006 12:47:46	Bright	35.000	175	39Del Per	3.0100	19400.	70	20132	No
201	GOM_NL__2PRFIN20060105_125842_000000332044_00038_20132_7013.N1	05-JAN-2006 12:58:42	Bright	32.500	49	1Alp UMi	1.9900	6300.0	65	20132	No
202	GOM_NL__2PRFIN20060105_130703_000000362044_00038_20132_7014.N1	05-JAN-2006 13:07:03	Bright	36.000	119	14Eta Dra	2.7270	4700.0	72	20132	No
203	GOM_NL__2PRFIN20060105_130918_000000352044_00038_20132_7015.N1	05-JAN-2006 13:09:18	Bright	34.500	130	23Bet Dra	2.7990	5800.0	69	20132	No
204	GOM_NL__2PRFIN20060105_131531_000000342044_00038_20132_7016.N1	05-JAN-2006 13:15:31	Bright	34.000	133	40Zet Her	2.8070	6000.0	68	20132	No
205	GOM_NL__2PRFIN20060105_131829_000000352044_00038_20132_7017.N1	05-JAN-2006 13:18:29	Bright	35.000	127	27Bet Her	2.7810	4700.0	70	20132	No
206	GOM_NL__2PRFIN20060105_132545_000000352044_00038_20132_7018.N1	05-JAN-2006 13:25:45	Bright	34.500	120	1Del Oph	2.7340	3200.0	69	20132	No
207	GOM_NL__2PRFIN20060105_133112_000000412044_00038_20132_7019.N1	05-JAN-2006 13:31:12	Bright	41.000	80	7Del Sco	2.3160	30000.	82	20132	No
208	GOM_NL__2PRFIN20060105_133637_000000392044_00038_20132_7020.N1	05-JAN-2006 13:36:37	Dark	38.500	131	Gam Lup	2.8000	26000.	77	20132	No
209	GOM_NL__2PRFIN20060105_133804_000000372044_00038_20132_7021.N1	05-JAN-2006 13:38:04	Dark	37.000	109	Bet Lup	2.6770	26000.	74	20132	No
210	GOM_NL__2PRFIN20060105_133934_000000402044_00038_20132_7022.N1	05-JAN-2006 13:39:34	Dark	40.000	78	Alp Lup	2.3040	28000.	80	20132	No
211	GOM_NL__2PRFIN20060105_134236_000000432044_00039_20133_6997.N1	05-JAN-2006 13:42:36	Dark	42.500	4	Alp1Cen	-0.010000	5800.0	85	20133	No
212	GOM_NL__2PRFIN20060105_134638_000000422044_00039_20133_6998.N1	05-JAN-2006 13:46:38	Dark	41.500	12	Alp1Cru	0.77500	30000.	83	20133	No
213	GOM_NL__2PRFIN20060105_135145_000000382044_00039_20133_6999.N1	05-JAN-2006 13:51:45	Dark	38.000	29	Bet Car	1.6720	10200.	76	20133	No
214	GOM_NL__2PRFIN20060105_135319_000000402044_00039_20133_7000.N1	05-JAN-2006 13:53:19	Dark	40.000	71	lot Car	2.2460	7700.0	80	20133	No
215	GOM_NL__2PRFIN20060105_135448_000000512044_00039_20133_7001.N1	05-JAN-2006 13:54:48	Dark	51.000	41	Eps Car	1.8600	4100.0	102	20133	No
216	GOM_NL__2PRFIN20060105_135850_000000472044_00039_20133_7002.N1	05-JAN-2006 13:58:50	Dark	47.000	2	Alp Car	-0.73600	7000.0	94	20133	No
217	GOM_NL__2PRFIN20060105_140428_000000392044_00039_20133_7003.N1	05-JAN-2006 14:04:28	Straylight	38.500	108	Alp Col	2.6520	15200.	77	20133	No
218	GOM_NL__2PRFIN20060105_140833_000000412044_00039_20133_7004.N1	05-JAN-2006 14:08:33	Straylight	41.000	47	2Bet CMa	1.9760	28000.	82	20133	No
219	GOM_NL__2PRFIN20060105_141154_000000432044_00039_20133_7005.N1	05-JAN-2006 14:11:54	Straylight	42.500	7	19Bet Ori	0.10000	14000.	85	20133	No

220	GOM_NL__2PRFIN20060105_141341_000000402044_00039_20133_7006.N1	05-JAN-2006 14:13:41	Straylight	39.500	30	46Eps Ori	1.6940	30000.	79	20133	No
221	GOM_NL__2PRFIN20060105_141606_000000522044_00039_20133_7007.N1	05-JAN-2006 14:16:06	Twl_and_stray	52.000	14	58Alp Ori	0.87000	3000.0	104	20133	No
222	GOM_NL__2PRFIN20060105_141908_000000452044_00039_20133_7008.N1	05-JAN-2006 14:19:08	Bright	44.500	13	87Alp Tau	0.86700	3800.0	89	20133	No
223	GOM_NL__2PRFIN20060105_142209_000000382044_00039_20133_7009.N1	05-JAN-2006 14:22:09	Bright	37.500	28	12Bet Tau	1.6500	15200.	75	20133	No
224	GOM_NL__2PRFIN20060105_142331_000000382044_00039_20133_7010.N1	05-JAN-2006 14:23:31	Bright	38.000	114	3lot Aur	2.6930	4600.0	76	20133	No
225	GOM_NL__2PRFIN20060105_142604_000000342044_00039_20133_7011.N1	05-JAN-2006 14:26:04	Bright	34.000	149	45Eps Per	2.8880	30000.	68	20133	No
226	GOM_NL__2PRFIN20060105_142822_000000342044_00039_20133_7012.N1	05-JAN-2006 14:28:22	Bright	33.500	175	39Del Per	3.0100	19400.	67	20133	No
227	GOM_NL__2PRFIN20060105_143918_000000332044_00039_20133_7013.N1	05-JAN-2006 14:39:18	Bright	33.000	49	1Alp UMi	1.9900	6300.0	66	20133	No
228	GOM_NL__2PRFIN20060105_144739_000000362044_00039_20133_7014.N1	05-JAN-2006 14:47:39	Bright	35.500	119	14Eta Dra	2.7270	4700.0	71	20133	No
229	GOM_NL__2PRFIN20060105_144954_000000362044_00039_20133_7015.N1	05-JAN-2006 14:49:54	Bright	36.000	130	23Bet Dra	2.7990	5800.0	72	20133	No
230	GOM_NL__2PRFIN20060105_145607_000000352044_00039_20133_7016.N1	05-JAN-2006 14:56:07	Bright	34.500	133	40Zet Her	2.8070	6000.0	69	20133	No
231	GOM_NL__2PRFIN20060105_145905_000000352044_00039_20133_7017.N1	05-JAN-2006 14:59:05	Bright	34.500	127	27Bet Her	2.7810	4700.0	69	20133	No
232	GOM_NL__2PRFIN20060105_150622_000000352044_00039_20133_7018.N1	05-JAN-2006 15:06:22	Bright	34.500	120	1Del Oph	2.7340	3200.0	69	20133	No
233	GOM_NL__2PRFIN20060105_151148_000000402044_00039_20133_7019.N1	05-JAN-2006 15:11:48	Bright	40.000	80	7Del Sco	2.3160	30000.	80	20133	No
234	GOM_NL__2PRFIN20060105_151714_000000382044_00039_20133_7020.N1	05-JAN-2006 15:17:14	Dark	38.000	131	Gam Lup	2.8000	26000.	76	20133	No
235	GOM_NL__2PRFIN20060105_151841_000000382044_00039_20133_7021.N1	05-JAN-2006 15:18:41	Dark	38.000	109	Bet Lup	2.6770	26000.	76	20133	No
236	GOM_NL__2PRFIN20060105_152010_000000402044_00039_20133_7022.N1	05-JAN-2006 15:20:10	Dark	39.500	78	Alp Lup	2.3040	28000.	79	20133	No
237	GOM_NL__2PRFIN20060105_152312_000000462044_00040_20134_6997.N1	05-JAN-2006 15:23:12	Dark	46.000	4	Alp1Cen	-0.010000	5800.0	92	20134	No
238	GOM_NL__2PRFIN20060105_152714_000000392044_00040_20134_6998.N1	05-JAN-2006 15:27:14	Dark	39.000	12	Alp1Cru	0.77500	30000.	78	20134	No
239	GOM_NL__2PRFIN20060105_153221_000000382044_00040_20134_6999.N1	05-JAN-2006 15:32:21	Dark	38.000	29	Bet Car	1.6720	10200.	76	20134	No
240	GOM_NL__2PRFIN20060105_153356_000000402044_00040_20134_7000.N1	05-JAN-2006 15:33:56	Dark	39.500	71	lot Car	2.2460	7700.0	79	20134	No
241	GOM_NL__2PRFIN20060105_153525_000000402044_00040_20134_7001.N1	05-JAN-2006 15:35:25	Dark	39.500	41	Eps Car	1.8600	4100.0	79	20134	No
242	GOM_NL__2PRFIN20060105_153926_000000452044_00040_20134_7002.N1	05-JAN-2006 15:39:26	Dark	45.000	2	Alp Car	-0.73600	7000.0	90	20134	No
243	GOM_NL__2PRFIN20060105_154504_000000372044_00040_20134_7003.N1	05-JAN-2006 15:45:04	Straylight	37.000	108	Alp Col	2.6520	15200.	74	20134	No
244	GOM_NL__2PRFIN20060105_154909_000000422044_00040_20134_7004.N1	05-JAN-2006 15:49:09	Straylight	41.500	47	2Bet CMa	1.9760	28000.	83	20134	No
245	GOM_NL__2PRFIN20060105_155230_000000502044_00040_20134_7005.N1	05-JAN-2006 15:52:30	Straylight	50.000	7	19Bet Ori	0.10000	14000.	100	20134	No
246	GOM_NL__2PRFIN20060105_155417_000000412044_00040_20134_7006.N1	05-JAN-2006 15:54:17	Straylight	41.000	30	46Eps Ori	1.6940	30000.	82	20134	No
247	GOM_NL__2PRFIN20060105_155642_000000532044_00040_20134_7007.N1	05-JAN-2006 15:56:42	Twl_and_stray	53.000	14	58Alp Ori	0.87000	3000.0	106	20134	No
248	GOM_NL__2PRFIN20060105_155944_000000442044_00040_20134_7008.N1	05-JAN-2006 15:59:44	Bright	43.500	13	87Alp Tau	0.86700	3800.0	87	20134	No
249	GOM_NL__2PRFIN20060105_160245_000000392044_00040_20134_7009.N1	05-JAN-2006 16:02:45	Bright	38.500	28	12Bet Tau	1.6500	15200.	77	20134	No
250	GOM_NL__2PRFIN20060105_160407_000000372044_00040_20134_7010.N1	05-JAN-2006 16:04:07	Bright	37.000	114	3lot Aur	2.6930	4600.0	74	20134	No
251	GOM_NL__2PRFIN20060105_160640_000000342044_00040_20134_7011.N1	05-JAN-2006 16:06:40	Bright	34.000	149	45Eps Per	2.8880	30000.	68	20134	No
252	GOM_NL__2PRFIN20060105_160858_000000342044_00040_20134_7012.N1	05-JAN-2006 16:08:58	Bright	34.000	175	39Del Per	3.0100	19400.	68	20134	No
253	GOM_NL__2PRFIN20060105_161954_000000372044_00040_20134_7013.N1	05-JAN-2006 16:19:54	Bright	37.000	49	1Alp UMi	1.9900	6300.0	74	20134	No
254	GOM_NL__2PRFIN20060105_162815_000000362044_00040_20134_7014.N1	05-JAN-2006 16:28:15	Bright	36.000	119	14Eta Dra	2.7270	4700.0	72	20134	No
255	GOM_NL__2PRFIN20060105_163030_000000352044_00040_20134_7015.N1	05-JAN-2006 16:30:30	Bright	35.000	130	23Bet Dra	2.7990	5800.0	70	20134	No
256	GOM_NL__2PRFIN20060105_163643_000000362044_00040_20134_7016.N1	05-JAN-2006 16:36:43	Bright	35.500	133	40Zet Her	2.8070	6000.0	71	20134	No
257	GOM_NL__2PRFIN20060105_163941_000000342044_00040_20134_7017.N1	05-JAN-2006 16:39:41	Bright	33.500	127	27Bet Her	2.7810	4700.0	67	20134	No
258	GOM_NL__2PRFIN20060105_164658_000000482044_00040_20134_7018.N1	05-JAN-2006 16:46:58	Bright	47.500	120	1Del Oph	2.7340	3200.0	95	20134	No
259	GOM_NL__2PRFIN20060105_165224_000000432044_00040_20134_7019.N1	05-JAN-2006 16:52:24	Bright	43.000	80	7Del Sco	2.3160	30000.	86	20134	No
260	GOM_NL__2PRFIN20060105_165750_000000382044_00040_20134_7020.N1	05-JAN-2006 16:57:50	Dark	38.000	131	Gam Lup	2.8000	26000.	76	20134	No
261	GOM_NL__2PRFIN20060105_165917_000000392044_00040_20134_7021.N1	05-JAN-2006 16:59:17	Dark	38.500	109	Bet Lup	2.6770	26000.	77	20134	No
262	GOM_NL__2PRFIN20060105_170047_000000432044_00040_20134_7022.N1	05-JAN-2006 17:00:47	Dark	42.500	78	Alp Lup	2.3040	28000.	85	20134	No
263	GOM_NL__2PRFIN20060105_170348_000000512044_00041_20135_6997.N1	05-JAN-2006 17:03:48	Dark	51.000	4	Alp1Cen	-0.010000	5800.0	102	20135	No
264	GOM_NL__2PRFIN20060105_170751_000000422044_00041_20135_6998.N1	05-JAN-2006 17:07:51	Dark	42.000	12	Alp1Cru	0.77500	30000.	84	20135	No
265	GOM_NL__2PRFIN20060105_171258_000000402044_00041_20135_6999.N1	05-JAN-2006 17:12:58	Dark	39.500	29	Bet Car	1.6720	10200.	79	20135	No
266	GOM_NL__2PRFIN20060105_171432_000000402044_00041_20135_7000.N1	05-JAN-2006 17:14:32	Dark	39.500	71	lot Car	2.2460	7700.0	79	20135	No
267	GOM_NL__2PRFIN20060105_171601_000000452044_00041_20135_7001.N1	05-JAN-2006 17:16:01	Dark	44.500	41	Eps Car	1.8600	4100.0	89	20135	No
268	GOM_NL__2PRFIN20060105_172002_000000522044_00041_20135_7002.N1	05-JAN-2006 17:20:02	Dark	52.000	2	Alp Car	-0.73600	7000.0	104	20135	No
269	GOM_NL__2PRFIN20060105_172540_000000402044_00041_20135_7003.N1	05-JAN-2006 17:25:40	Straylight	39.500	108	Alp Col	2.6520	15200.	79	20135	No
270	GOM_NL__2PRFIN20060105_172945_000000442044_00041_20135_7004.N1	05-JAN-2006 17:29:45	Straylight	43.500	47	2Bet CMa	1.9760	28000.	87	20135	No
271	GOM_NL__2PRFIN20060105_173306_000000452044_00041_20135_7005.N1	05-JAN-2006 17:33:06	Straylight	44.500	7	19Bet Ori	0.10000	14000.	89	20135	No
272	GOM_NL__2PRFIN20060105_173453_000000412044_00041_20135_7006.N1	05-JAN-2006 17:34:53	Straylight	41.000	30	46Eps Ori	1.6940	30000.	82	20135	No
273	GOM_NL__2PRFIN20060105_173718_000000512044_00041_20135_7007.N1	05-JAN-2006 17:37:18	Twl_and_stray	51.000	14	58Alp Ori	0.87000	3000.0	102	20135	No
274	GOM_NL__2PRFIN20060105_174020_000000462044_00041_20135_7008.N1	05-JAN-2006 17:40:20	Bright	45.500	13	87Alp Tau	0.86700	3800.0	91	20135	No
275	GOM_NL__2PRFIN20060105_174321_000000382044_00041_20135_7009.N1	05-JAN-2006 17:43:21	Bright	37.500	28	12Bet Tau	1.6500	15200.	75	20135	No
276	GOM_NL__2PRFIN20060105_174443_000000382044_00041_20135_7010.N1	05-JAN-2006 17:44:43	Bright	38.000	114	3lot Aur	2.6930	4600.0	76	20135	No
277	GOM_NL__2PRFIN20060105_174717_000000342044_00041_20135_7011.N1	05-JAN-2006 17:47:17	Bright	34.000	149	45Eps Per	2.8880	30000.	68	20135	No
278	GOM_NL__2PRFIN20060105_174935_000000342044_00041_20135_7012.N1	05-JAN-2006 17:49:35	Bright	34.000	175	39Del Per	3.0100	19400.	68	20135	No

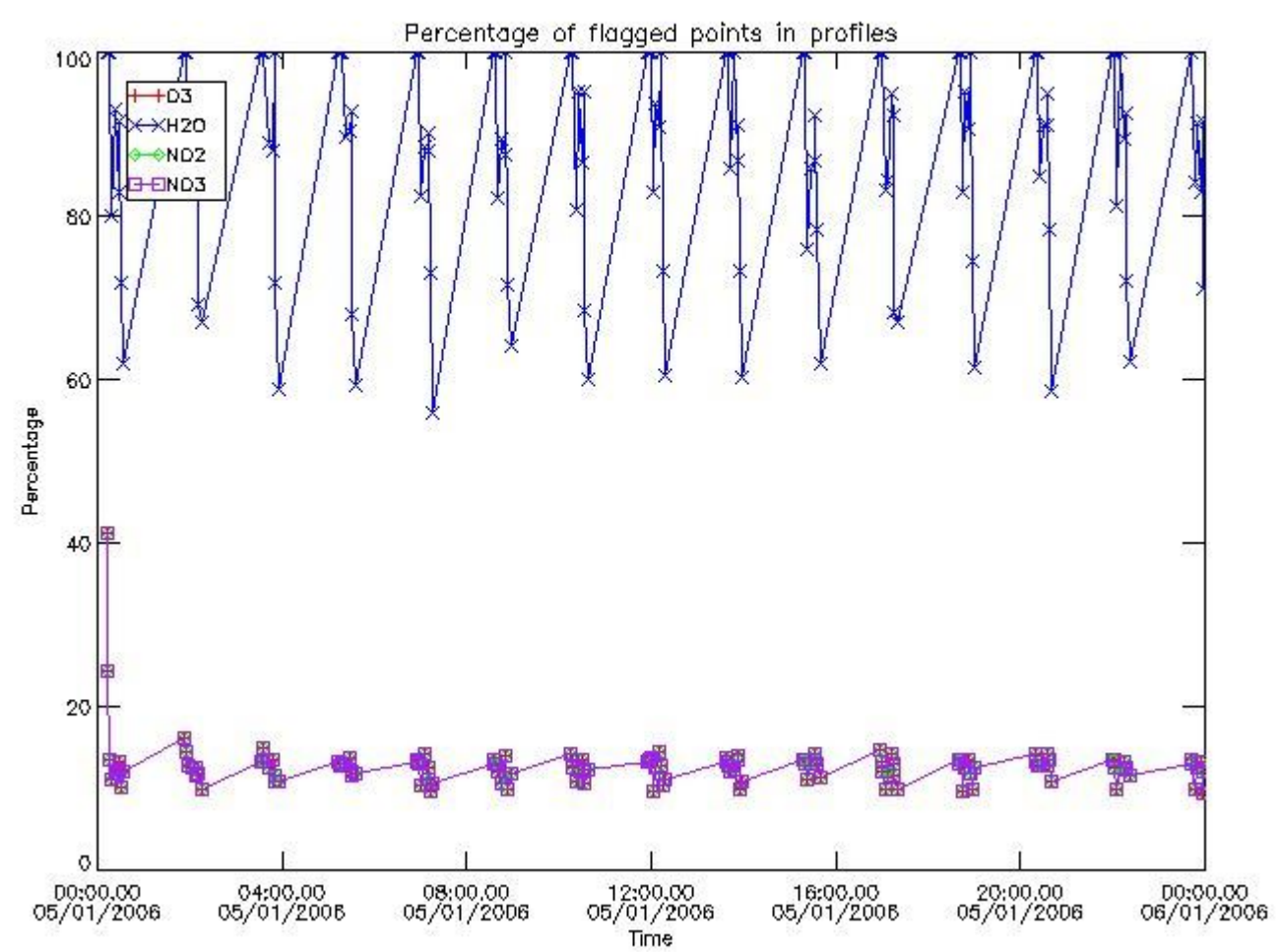
279	GOM_NL__2PRFIN20060105_180030_000000382044_00041_20135_7013.N1	05-JAN-2006 18:00:30	Bright	37.500	49	1Alp UMi	1.9900	6300.0	75	20135	No
280	GOM_NL__2PRFIN20060105_180850_000000342044_00041_20135_7014.N1	05-JAN-2006 18:08:50	Bright	34.000	119	14Eta Dra	2.7270	4700.0	68	20135	No
281	GOM_NL__2PRFIN20060105_181106_000000342044_00041_20135_7015.N1	05-JAN-2006 18:11:06	Bright	34.000	130	23Bet Dra	2.7990	5800.0	68	20135	No
282	GOM_NL__2PRFIN20060105_181719_000000352044_00041_20135_7016.N1	05-JAN-2006 18:17:19	Bright	35.000	133	40Zet Her	2.8070	6000.0	70	20135	No
283	GOM_NL__2PRFIN20060105_182017_000000342044_00041_20135_7017.N1	05-JAN-2006 18:20:17	Bright	34.000	127	27Bet Her	2.7810	4700.0	68	20135	No
284	GOM_NL__2PRFIN20060105_182734_000000362044_00041_20135_7018.N1	05-JAN-2006 18:27:34	Bright	35.500	120	1Del Oph	2.7340	3200.0	71	20135	No
285	GOM_NL__2PRFIN20060105_183301_000000422044_00041_20135_7019.N1	05-JAN-2006 18:33:01	Bright	41.500	80	7Del Sco	2.3160	30000.	83	20135	No
286	GOM_NL__2PRFIN20060105_183826_000000382044_00041_20135_7020.N1	05-JAN-2006 18:38:26	Dark	37.500	131	Gam Lup	2.8000	26000.	75	20135	No
287	GOM_NL__2PRFIN20060105_183954_000000392044_00041_20135_7021.N1	05-JAN-2006 18:39:54	Dark	39.000	109	Bet Lup	2.6770	26000.	78	20135	No
288	GOM_NL__2PRFIN20060105_184123_000000382044_00041_20135_7022.N1	05-JAN-2006 18:41:23	Dark	37.500	78	Alp Lup	2.3040	28000.	75	20135	No
289	GOM_NL__2PRFIN20060105_184425_000000532044_00042_20136_6997.N1	05-JAN-2006 18:44:25	Dark	53.000	4	Alp1Cen	-0.010000	5800.0	106	20136	No
290	GOM_NL__2PRFIN20060105_184828_000000412044_00042_20136_6998.N1	05-JAN-2006 18:48:28	Dark	41.000	12	Alp1Cru	0.77500	30000.	82	20136	No
291	GOM_NL__2PRFIN20060105_185334_000000382044_00042_20136_6999.N1	05-JAN-2006 18:53:34	Dark	37.500	29	Bet Car	1.6720	10200.	75	20136	No
292	GOM_NL__2PRFIN20060105_185509_000000442044_00042_20136_7000.N1	05-JAN-2006 18:55:09	Dark	43.500	71	lot Car	2.2460	7700.0	87	20136	No
293	GOM_NL__2PRFIN20060105_185637_000000522044_00042_20136_7001.N1	05-JAN-2006 18:56:37	Dark	51.500	41	Eps Car	1.8600	4100.0	103	20136	No
294	GOM_NL__2PRFIN20060105_190038_000000452044_00042_20136_7002.N1	05-JAN-2006 19:00:38	Dark	44.500	2	Alp Car	-0.73600	7000.0	89	20136	No
295	GOM_NL__2PRFIN20060105_190616_000000392044_00042_20136_7003.N1	05-JAN-2006 19:06:16	Straylight	39.000	108	Alp Col	2.6520	15200.	78	20136	No
296	GOM_NL__2PRFIN20060105_191022_000000372044_00042_20136_7004.N1	05-JAN-2006 19:10:22	Straylight	37.000	47	2Bet CMa	1.9760	28000.	74	20136	No
297	GOM_NL__2PRFIN20060105_191342_000000442044_00042_20136_7005.N1	05-JAN-2006 19:13:42	Straylight	44.000	7	19Bet Ori	0.10000	14000.	88	20136	No
298	GOM_NL__2PRFIN20060105_191529_000000432044_00042_20136_7006.N1	05-JAN-2006 19:15:29	Straylight	42.500	30	46Eps Ori	1.6940	30000.	85	20136	No
299	GOM_NL__2PRFIN20060105_191754_000000502044_00042_20136_7007.N1	05-JAN-2006 19:17:54	Tw_i_and_stray	50.000	14	58Alp Ori	0.87000	3000.0	100	20136	No
300	GOM_NL__2PRFIN20060105_192056_000000452044_00042_20136_7008.N1	05-JAN-2006 19:20:56	Bright	45.000	13	87Alp Tau	0.86700	3800.0	90	20136	No
301	GOM_NL__2PRFIN20060105_192357_000000372044_00042_20136_7009.N1	05-JAN-2006 19:23:57	Bright	37.000	28	12Bet Tau	1.6500	15200.	74	20136	No
302	GOM_NL__2PRFIN20060105_192519_000000362044_00042_20136_7010.N1	05-JAN-2006 19:25:19	Bright	36.000	114	3lot Aur	2.6930	4600.0	72	20136	No
303	GOM_NL__2PRFIN20060105_192753_000000342044_00042_20136_7011.N1	05-JAN-2006 19:27:53	Bright	34.000	149	45Eps Per	2.8880	30000.	68	20136	No
304	GOM_NL__2PRFIN20060105_193011_000000352044_00042_20136_7012.N1	05-JAN-2006 19:30:11	Bright	34.500	175	39Del Per	3.0100	19400.	69	20136	No
305	GOM_NL__2PRFIN20060105_194106_000000372044_00042_20136_7013.N1	05-JAN-2006 19:41:06	Bright	37.000	49	1Alp UMi	1.9900	6300.0	74	20136	No
306	GOM_NL__2PRFIN20060105_194926_000000372044_00042_20136_7014.N1	05-JAN-2006 19:49:26	Bright	37.000	119	14Eta Dra	2.7270	4700.0	74	20136	No
307	GOM_NL__2PRFIN20060105_195142_000000362044_00042_20136_7015.N1	05-JAN-2006 19:51:42	Bright	36.000	130	23Bet Dra	2.7990	5800.0	72	20136	No
308	GOM_NL__2PRFIN20060105_195755_000000352044_00042_20136_7016.N1	05-JAN-2006 19:57:55	Bright	34.500	133	40Zet Her	2.8070	6000.0	69	20136	No
309	GOM_NL__2PRFIN20060105_200053_000000352044_00042_20136_7017.N1	05-JAN-2006 20:00:53	Bright	34.500	127	27Bet Her	2.7810	4700.0	69	20136	No
310	GOM_NL__2PRFIN20060105_200810_000000372044_00042_20136_7018.N1	05-JAN-2006 20:08:10	Bright	37.000	120	1Del Oph	2.7340	3200.0	74	20136	No
311	GOM_NL__2PRFIN20060105_201337_000000412044_00042_20136_7019.N1	05-JAN-2006 20:13:37	Bright	41.000	80	7Del Sco	2.3160	30000.	82	20136	No
312	GOM_NL__2PRFIN20060105_201903_000000362044_00042_20136_7020.N1	05-JAN-2006 20:19:03	Dark	36.000	131	Gam Lup	2.8000	26000.	72	20136	No
313	GOM_NL__2PRFIN20060105_202030_000000392044_00042_20136_7021.N1	05-JAN-2006 20:20:30	Dark	38.500	109	Bet Lup	2.6770	26000.	77	20136	No
314	GOM_NL__2PRFIN20060105_202200_000000402044_00042_20136_7022.N1	05-JAN-2006 20:22:00	Dark	40.000	78	Alp Lup	2.3040	28000.	80	20136	No
315	GOM_NL__2PRFIN20060105_202501_000000402044_00043_20137_6997.N1	05-JAN-2006 20:25:01	Dark	40.000	4	Alp1Cen	-0.010000	5800.0	80	20137	No
316	GOM_NL__2PRFIN20060105_202904_000000402044_00043_20137_6998.N1	05-JAN-2006 20:29:04	Dark	40.000	12	Alp1Cru	0.77500	30000.	80	20137	No
317	GOM_NL__2PRFIN20060105_203410_000000402044_00043_20137_6999.N1	05-JAN-2006 20:34:10	Dark	39.500	29	Bet Car	1.6720	10200.	79	20137	No
318	GOM_NL__2PRFIN20060105_203545_000000402044_00043_20137_7000.N1	05-JAN-2006 20:35:45	Dark	40.000	71	lot Car	2.2460	7700.0	80	20137	No
319	GOM_NL__2PRFIN20060105_203714_000000382044_00043_20137_7001.N1	05-JAN-2006 20:37:14	Dark	37.500	41	Eps Car	1.8600	4100.0	75	20137	No
320	GOM_NL__2PRFIN20060105_204114_000000482044_00043_20137_7002.N1	05-JAN-2006 20:41:14	Dark	47.500	2	Alp Car	-0.73600	7000.0	95	20137	No
321	GOM_NL__2PRFIN20060105_204652_000000402044_00043_20137_7003.N1	05-JAN-2006 20:46:52	Straylight	39.500	108	Alp Col	2.6520	15200.	79	20137	No
322	GOM_NL__2PRFIN20060105_205058_000000362044_00043_20137_7004.N1	05-JAN-2006 20:50:58	Straylight	35.500	47	2Bet CMa	1.9760	28000.	71	20137	No
323	GOM_NL__2PRFIN20060105_205418_000000452044_00043_20137_7005.N1	05-JAN-2006 20:54:18	Straylight	44.500	7	19Bet Ori	0.10000	14000.	89	20137	No
324	GOM_NL__2PRFIN20060105_205605_000000422044_00043_20137_7006.N1	05-JAN-2006 20:56:05	Straylight	42.000	30	46Eps Ori	1.6940	30000.	84	20137	No
325	GOM_NL__2PRFIN20060105_205829_000000472044_00043_20137_7007.N1	05-JAN-2006 20:58:29	Tw_i_and_stray	47.000	14	58Alp Ori	0.87000	3000.0	94	20137	No
326	GOM_NL__2PRFIN20060105_210132_000000452044_00043_20137_7008.N1	05-JAN-2006 21:01:32	Bright	45.000	13	87Alp Tau	0.86700	3800.0	90	20137	No
327	GOM_NL__2PRFIN20060105_210433_000000382044_00043_20137_7009.N1	05-JAN-2006 21:04:33	Bright	38.000	28	12Bet Tau	1.6500	15200.	76	20137	No
328	GOM_NL__2PRFIN20060105_210555_000000352044_00043_20137_7010.N1	05-JAN-2006 21:05:55	Bright	35.000	114	3lot Aur	2.6930	4600.0	70	20137	No
329	GOM_NL__2PRFIN20060105_210829_000000512044_00043_20137_7011.N1	05-JAN-2006 21:08:29	Bright	50.500	149	45Eps Per	2.8880	30000.	101	20137	No
330	GOM_NL__2PRFIN20060105_211047_000000342044_00043_20137_7012.N1	05-JAN-2006 21:10:47	Bright	33.500	175	39Del Per	3.0100	19400.	67	20137	No
331	GOM_NL__2PRFIN20060105_212142_000000352044_00043_20137_7013.N1	05-JAN-2006 21:21:42	Bright	35.000	49	1Alp UMi	1.9900	6300.0	70	20137	No
332	GOM_NL__2PRFIN20060105_213002_000000352044_00043_20137_7014.N1	05-JAN-2006 21:30:02	Bright	34.500	119	14Eta Dra	2.7270	4700.0	69	20137	No
333	GOM_NL__2PRFIN20060105_213218_000000352044_00043_20137_7015.N1	05-JAN-2006 21:32:18	Bright	35.000	130	23Bet Dra	2.7990	5800.0	70	20137	No
334	GOM_NL__2PRFIN20060105_213831_000000352044_00043_20137_7016.N1	05-JAN-2006 21:38:31	Bright	34.500	133	40Zet Her	2.8070	6000.0	69	20137	No
335	GOM_NL__2PRFIN20060105_214129_000000352044_00043_20137_7017.N1	05-JAN-2006 21:41:29	Bright	34.500	127	27Bet Her	2.7810	4700.0	69	20137	No
336	GOM_NL__2PRFIN20060105_214847_000000352044_00043_20137_7018.N1	05-JAN-2006 21:48:47	Bright	34.500	120	1Del Oph	2.7340	3200.0	69	20137	No
337	GOM_NL__2PRFIN20060105_215413_000000392044_00043_20137_7019.N1	05-JAN-2006 21:54:13	Bright	39.000	80	7Del Sco	2.3160	30000.	78	20137	No

338	GOM_NL__2PRFIN20060105_215939_000000382044_00043_20137_7020.N1	05-JAN-2006 21:59:39	Dark	37.500	131	Gam Lup	2.8000	26000.	75	20137	No
339	GOM_NL__2PRFIN20060105_220107_000000382044_00043_20137_7021.N1	05-JAN-2006 22:01:07	Dark	38.000	109	Bet Lup	2.6770	26000.	76	20137	No
340	GOM_NL__2PRFIN20060105_220236_000000412044_00043_20137_7022.N1	05-JAN-2006 22:02:36	Dark	40.500	78	Alp Lup	2.3040	28000.	81	20137	No
341	GOM_NL__2PRFIN20060105_220537_000000512044_00044_20138_6997.N1	05-JAN-2006 22:05:37	Dark	51.000	4	Alp1Cen	-0.010000	5800.0	102	20138	No
342	GOM_NL__2PRFIN20060105_220940_000000412044_00044_20138_6998.N1	05-JAN-2006 22:09:40	Dark	41.000	12	Alp1Cru	0.77500	30000.	82	20138	No
343	GOM_NL__2PRFIN20060105_221446_000000392044_00044_20138_6999.N1	05-JAN-2006 22:14:46	Dark	38.500	29	Bet Car	1.6720	10200.	77	20138	No
344	GOM_NL__2PRFIN20060105_221622_000000412044_00044_20138_7000.N1	05-JAN-2006 22:16:22	Dark	40.500	71	lot Car	2.2460	7700.0	81	20138	No
345	GOM_NL__2PRFIN20060105_221750_000000422044_00044_20138_7001.N1	05-JAN-2006 22:17:50	Dark	41.500	41	Eps Car	1.8600	4100.0	83	20138	No
346	GOM_NL__2PRFIN20060105_222151_000000442044_00044_20138_7002.N1	05-JAN-2006 22:21:51	Dark	44.000	2	Alp Car	-0.73600	7000.0	88	20138	No
347	GOM_NL__2PRFIN20060105_222728_000000402044_00044_20138_7003.N1	05-JAN-2006 22:27:28	Straylight	39.500	108	Alp Col	2.6520	15200.	79	20138	No
348	GOM_NL__2PRFIN20060105_223134_000000402044_00044_20138_7004.N1	05-JAN-2006 22:31:34	Straylight	40.000	47	2Bet CMa	1.9760	28000.	80	20138	No
349	GOM_NL__2PRFIN20060105_223454_000000462044_00044_20138_7005.N1	05-JAN-2006 22:34:54	Straylight	46.000	7	19Bet Ori	0.10000	14000.	92	20138	No
350	GOM_NL__2PRFIN20060105_223641_000000422044_00044_20138_7006.N1	05-JAN-2006 22:36:41	Straylight	41.500	30	46Eps Ori	1.6940	30000.	83	20138	No
351	GOM_NL__2PRFIN20060105_223905_000000472044_00044_20138_7007.N1	05-JAN-2006 22:39:05	Twilight_stray	47.000	14	58Alp Ori	0.87000	3000.0	94	20138	No
352	GOM_NL__2PRFIN20060105_224208_000000422044_00044_20138_7008.N1	05-JAN-2006 22:42:08	Bright	42.000	13	87Alp Tau	0.86700	3800.0	84	20138	No
353	GOM_NL__2PRFIN20060105_224509_000000372044_00044_20138_7009.N1	05-JAN-2006 22:45:09	Bright	36.500	28	12Bet Tau	1.6500	15200.	73	20138	No
354	GOM_NL__2PRFIN20060105_224631_000000382044_00044_20138_7010.N1	05-JAN-2006 22:46:31	Bright	37.500	114	3lot Aur	2.6930	4600.0	75	20138	No
355	GOM_NL__2PRFIN20060105_224905_000000362044_00044_20138_7011.N1	05-JAN-2006 22:49:05	Bright	35.500	149	45Eps Per	2.8880	30000.	71	20138	No
356	GOM_NL__2PRFIN20060105_225124_000000352044_00044_20138_7012.N1	05-JAN-2006 22:51:24	Bright	35.000	175	39Del Per	3.0100	19400.	70	20138	No
357	GOM_NL__2PRFIN20060105_230218_000000362044_00044_20138_7013.N1	05-JAN-2006 23:02:18	Bright	36.000	49	1Alp UMi	1.9900	6300.0	72	20138	No
358	GOM_NL__2PRFIN20060105_231038_000000472044_00044_20138_7014.N1	05-JAN-2006 23:10:38	Bright	47.000	119	14Eta Dra	2.7270	4700.0	94	20138	No
359	GOM_NL__2PRFIN20060105_231254_000000332044_00044_20138_7015.N1	05-JAN-2006 23:12:54	Bright	33.000	130	23Bet Dra	2.7990	5800.0	66	20138	No
360	GOM_NL__2PRFIN20060105_231907_000000342044_00044_20138_7016.N1	05-JAN-2006 23:19:07	Bright	34.000	133	40Zet Her	2.8070	6000.0	68	20138	No
361	GOM_NL__2PRFIN20060105_232206_000000352044_00044_20138_7017.N1	05-JAN-2006 23:22:06	Bright	34.500	127	27Bet Her	2.7810	4700.0	69	20138	No
362	GOM_NL__2PRFIN20060105_232923_000000352044_00044_20138_7018.N1	05-JAN-2006 23:29:23	Bright	35.000	120	1Del Oph	2.7340	3200.0	70	20138	No
363	GOM_NL__2PRFIN20060105_233449_000000422044_00044_20138_7019.N1	05-JAN-2006 23:34:49	Bright	41.500	80	7Del Sco	2.3160	30000.	83	20138	No
364	GOM_NL__2PRFIN20060105_234143_000000392044_00044_20138_7020.N1	05-JAN-2006 23:41:43	Dark	39.000	109	Bet Lup	2.6770	26000.	78	20138	No
365	GOM_NL__2PRFIN20060105_234313_000000382044_00044_20138_7021.N1	05-JAN-2006 23:43:13	Dark	37.500	78	Alp Lup	2.3040	28000.	75	20138	No
366	GOM_NL__2PRFIN20060105_234613_000000512044_00045_20139_7017.N1	05-JAN-2006 23:46:13	Dark	51.000	4	Alp1Cen	-0.010000	5800.0	102	20139	No
367	GOM_NL__2PRFIN20060105_235017_000000412044_00045_20139_7018.N1	05-JAN-2006 23:50:17	Dark	40.500	12	Alp1Cru	0.77500	30000.	81	20139	No
368	GOM_NL__2PRFIN20060105_235523_000000392044_00045_20139_7019.N1	05-JAN-2006 23:55:23	Dark	38.500	29	Bet Car	1.6720	10200.	77	20139	No
369	GOM_NL__2PRFIN20060105_235658_000000432044_00045_20139_7020.N1	05-JAN-2006 23:56:58	Dark	42.500	71	lot Car	2.2460	7700.0	85	20139	No
370	GOM_NL__2PRFIN20060105_235826_000000542044_00045_20139_7021.N1	05-JAN-2006 23:58:26	Dark	54.000	41	Eps Car	1.8600	4100.0	108	20139	No

3. Quality information per product

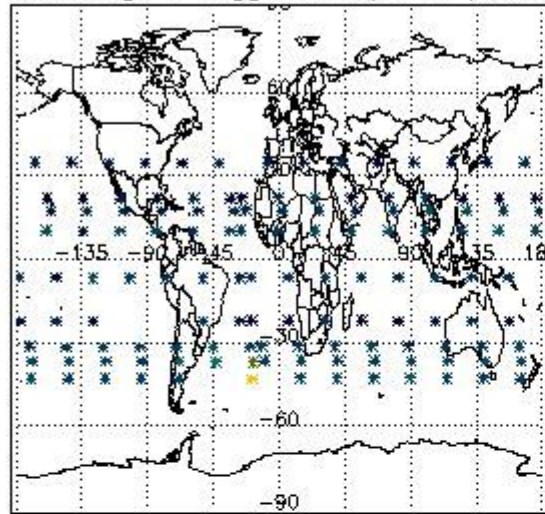
In this section it is plotted some information contained in the Quality Summary data set of the level 2 products. Only products in dark limb conditions and without errors (error flag in the MPH set to "0") are used.

3.1 Plot quality information per product (time dependant)

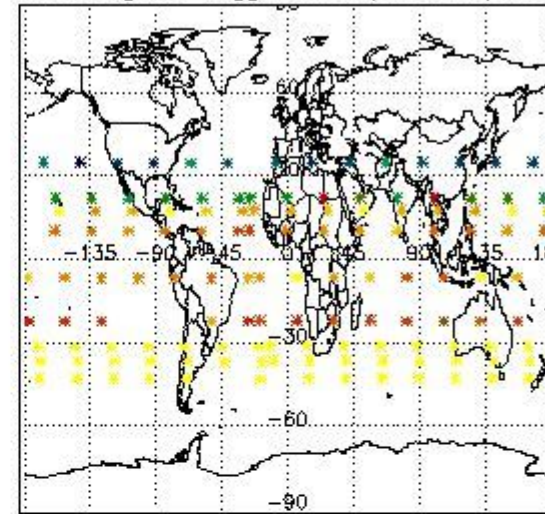


3.2 Plot quality information per product (world map)

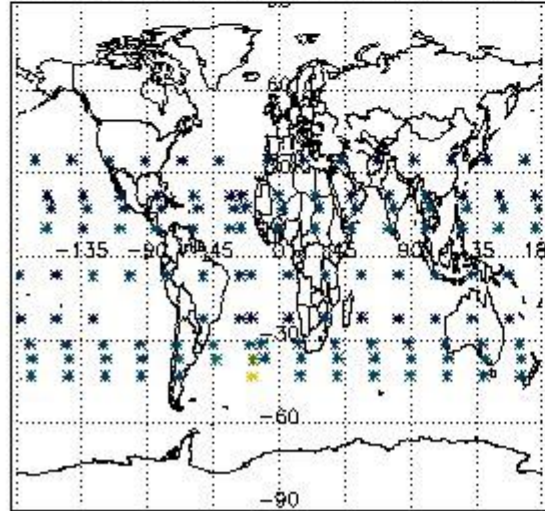
Percentage of flagged data per O3 profile



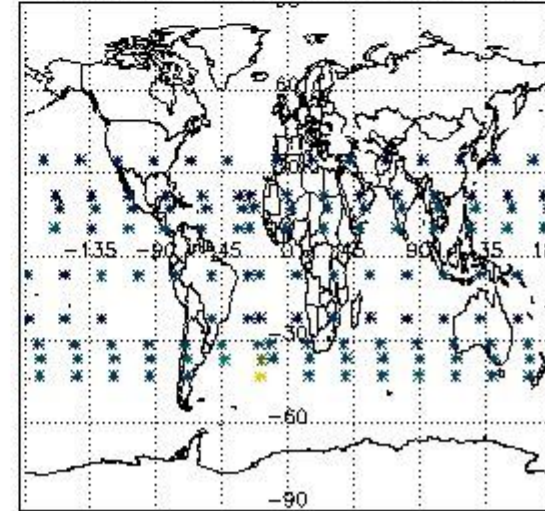
Percentage of flagged data per H2O profile



Percentage of flagged data per NO2 profile



Percentage of flagged data per NO3 profile

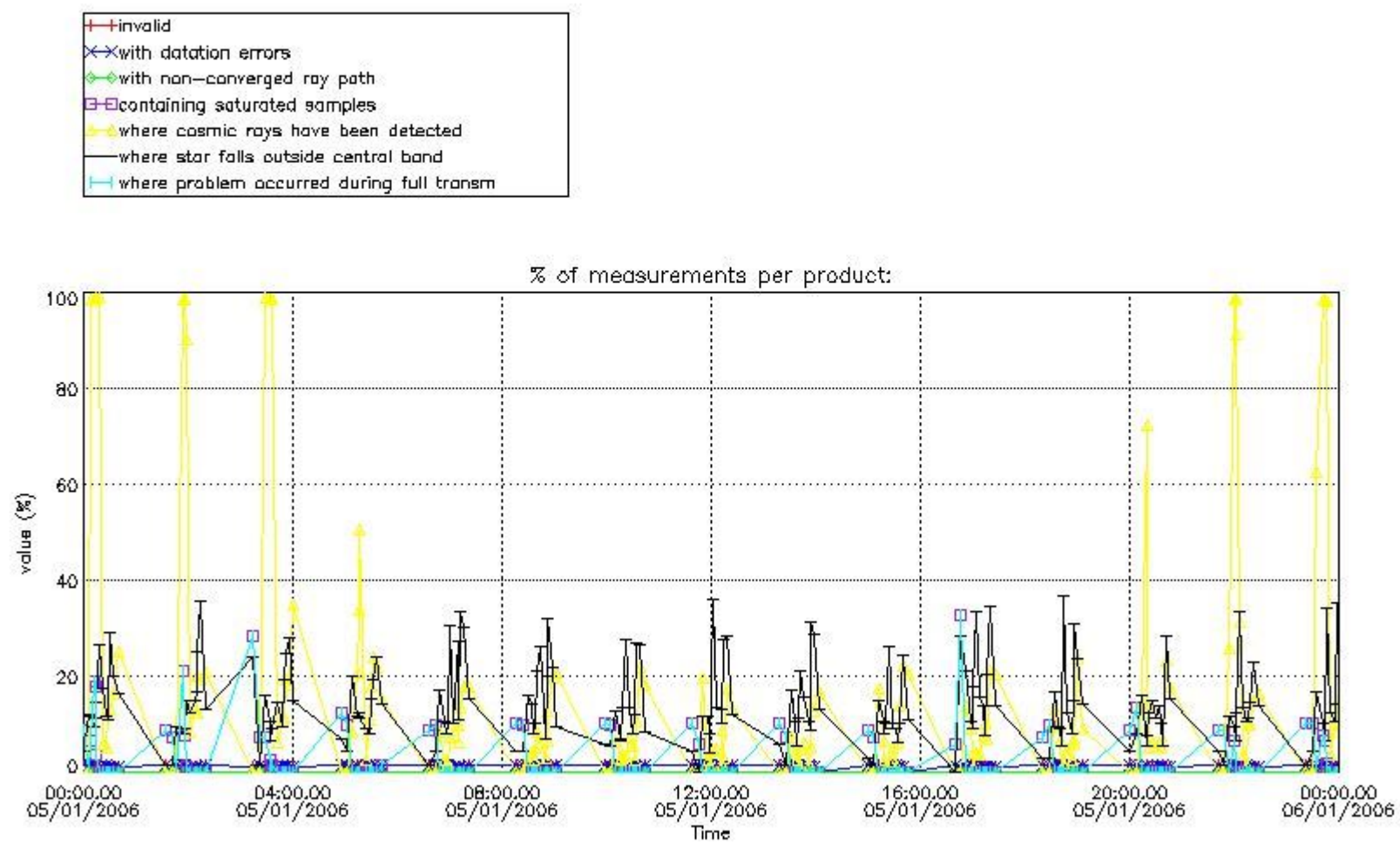


4. Level 1 quality information per product

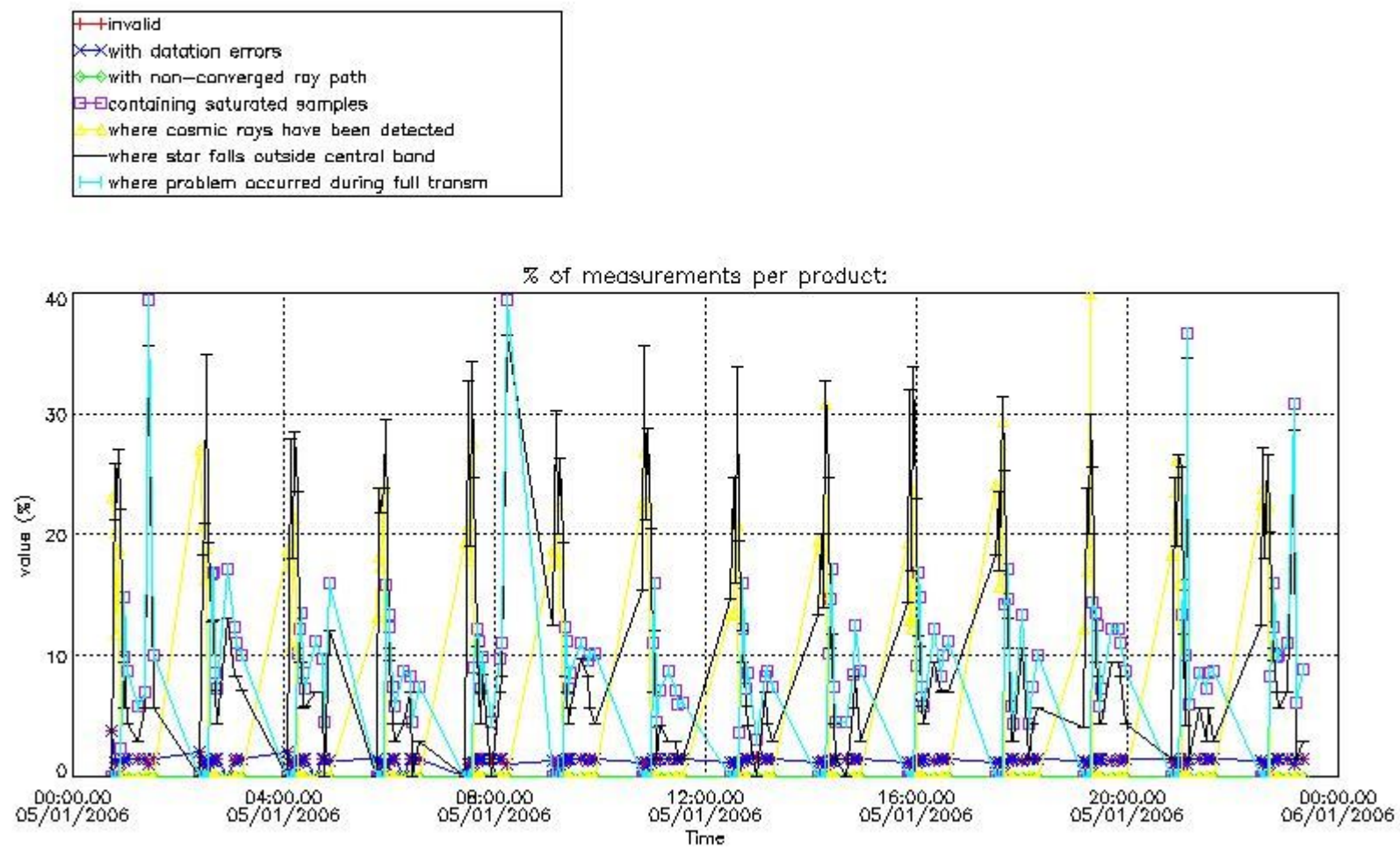
In this section it is plotted some information contained in the Quality Summary data set of the level 2 products that comes from the level 1b processing. Products without errors (error flag in the MPH set to "0") are used.

4.1 Plot quality information per product (time dependant) coming from level 1b processing

4.1.1 Plot level 1 quality information per product (time dependant): ENVISAT ASCENDING passes



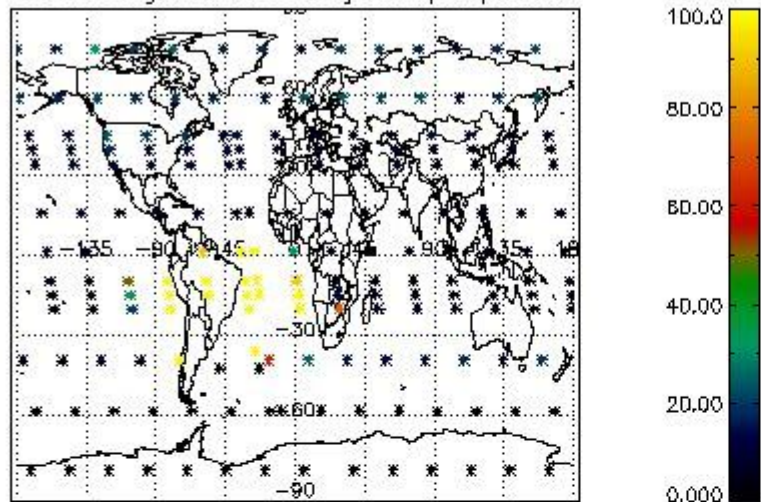
4.1.2 Plot level 1 quality information per product (time dependant): ENVI SAT DESCENDING passes



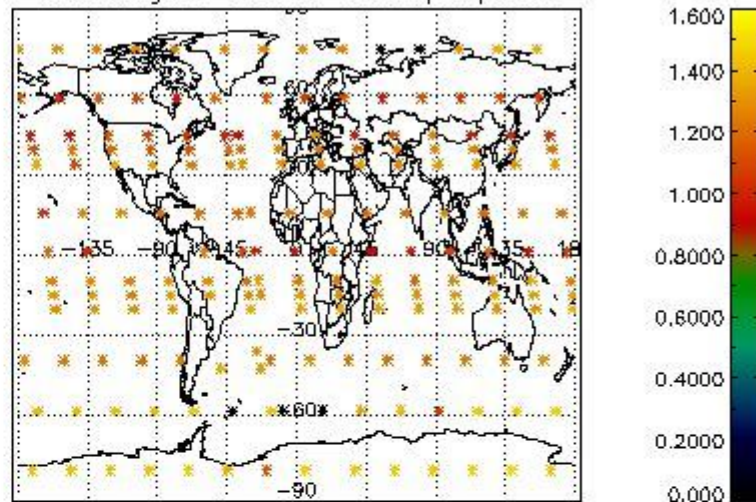
4.2 Plot quality information per product coming from level 1b processing (world map)

4.2.1 Plot level 1 quality information per product (world map): ENVISAT ASCENDING passes

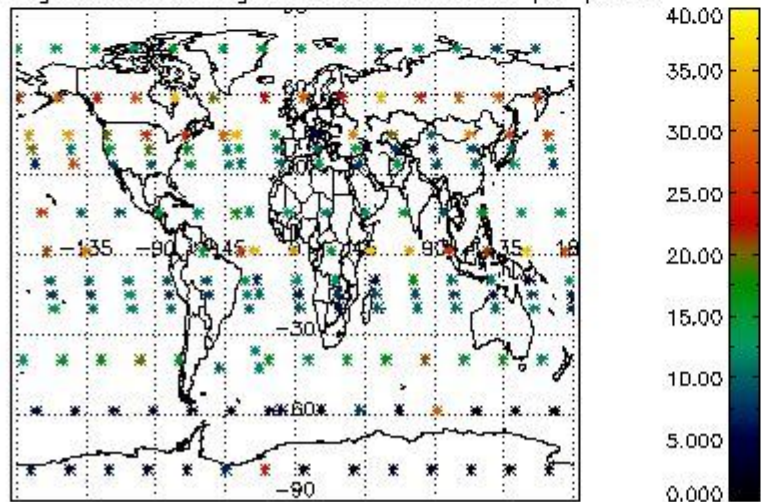
Percentage of cosmic ray hits per profile



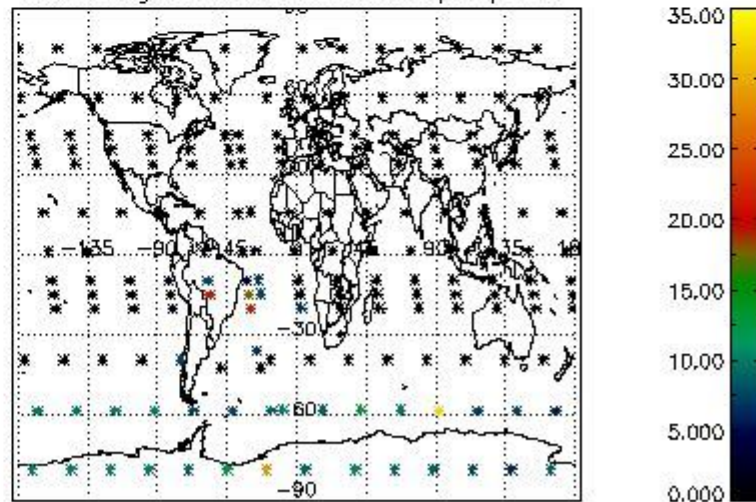
Percentage of datation errors per profile



Percentage of star falling outside central band per profile

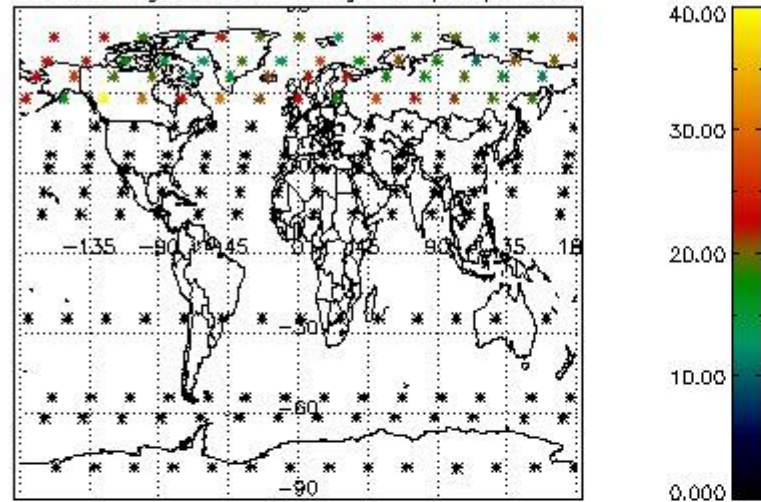


Percentage of saturation errors per profile

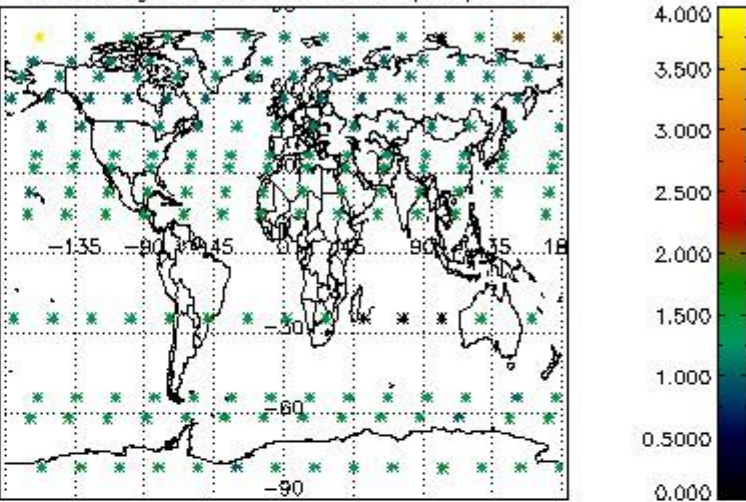


4.2.2 Plot level 1 quality information per product (world map): ENVISAT DESCENDING passes

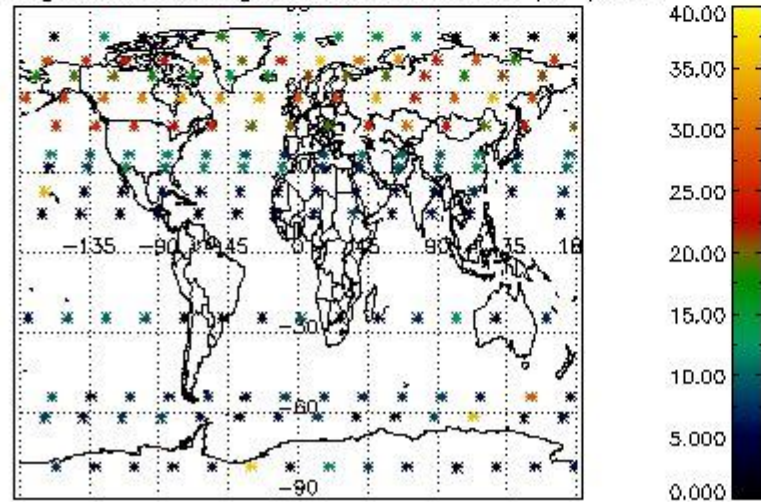
Percentage of cosmic ray hits per profile



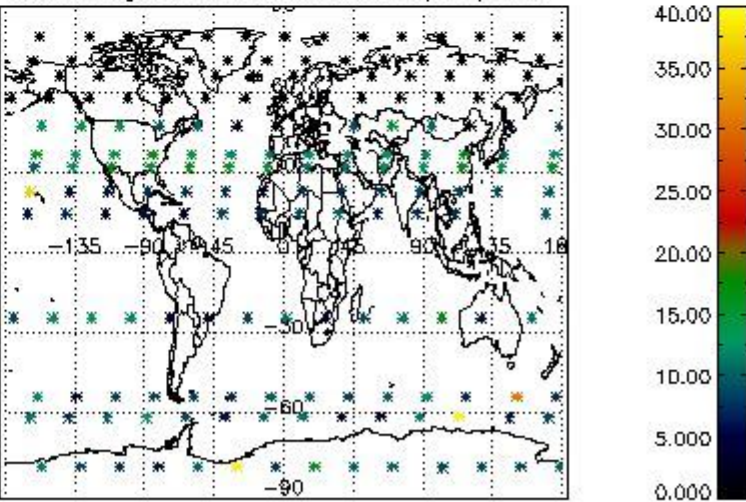
Percentage of datation errors per profile



Percentage of star falling outside central band per profile



Percentage of saturation errors per profile



5. Trace gas profiles

5.1 Ozone statistics based on quality of products

The final quality of the products can be "measured" using the STD (Standard Deviation) attached to every point profile. This information is written to the parameter GOM_NL__2P/NL_LOCAL_SPECIES_DENSITY/o3_std of the level 2 products. The table below shows the statistics for given STD ranges.

The statistics are given with respect to the overall valid production:

- Products without fatal errors: GOM_NL__2P/MPH/PRODUCT_ERR=0
- Valid point profile: GOM_NL__2P/NL_LOCAL_SPECIES_DENSITY/pcd(0)=0

The 'Criteria' is applied to valid points of dark limb products:

- Products in dark limb illumination condition: GOM_NL__2P/NL_SUMMARY_QUALITY/obs_ill_cond=0
- Products without fatal errors: GOM_NL__2P/MPH/PRODUCT_ERR=0
- Valid point profile: GOM_NL__2P/NL_LOCAL_SPECIES_DENSITY/pcd(0)=0

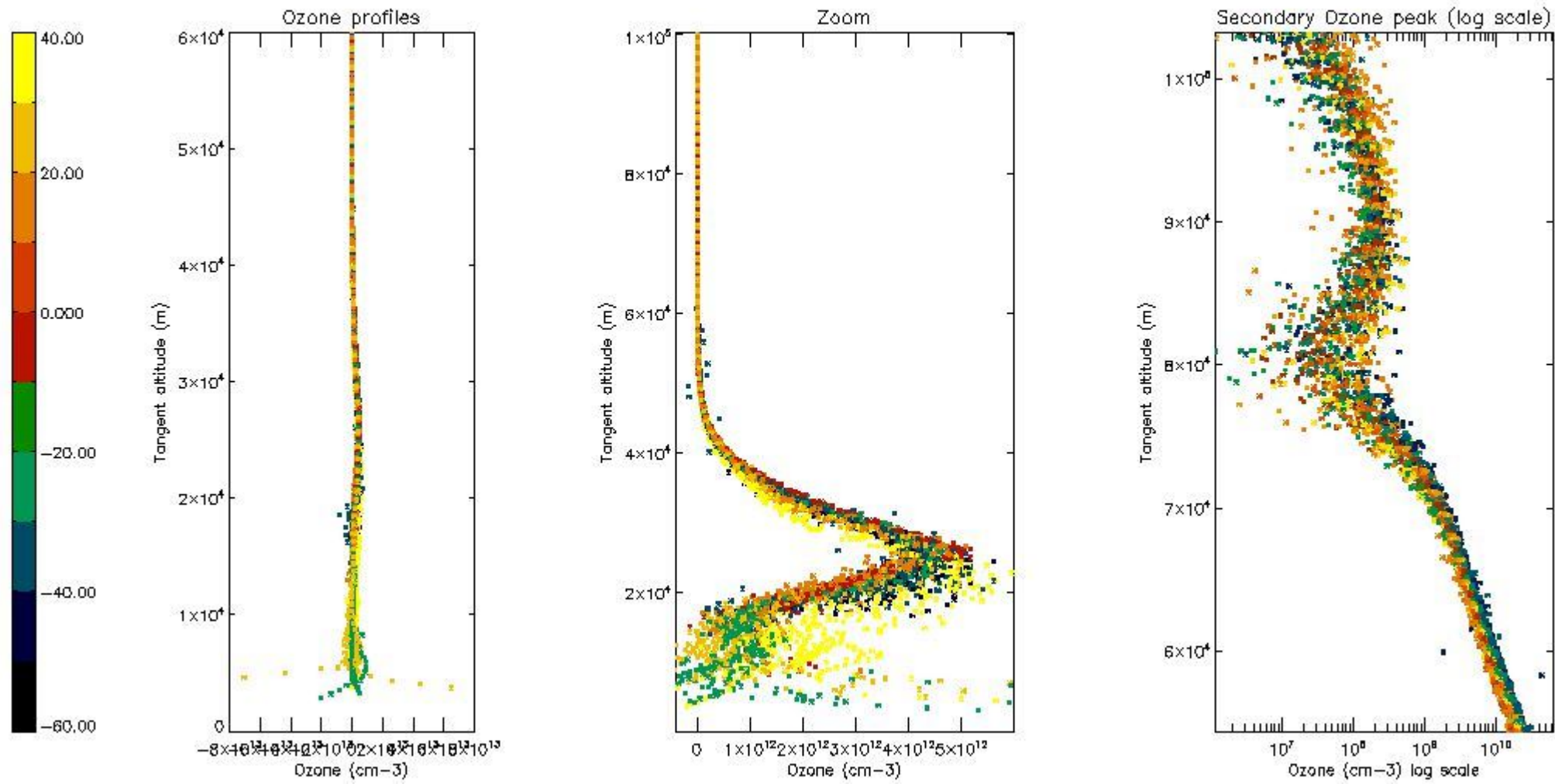
So, the table below shows the percentage of dark limb and valid observations for each criteria with respect to the overall valid daily observations.

Criteria	% of total production
All STD	38
STD < 20	23

STD < 10	20
STD < 5	13

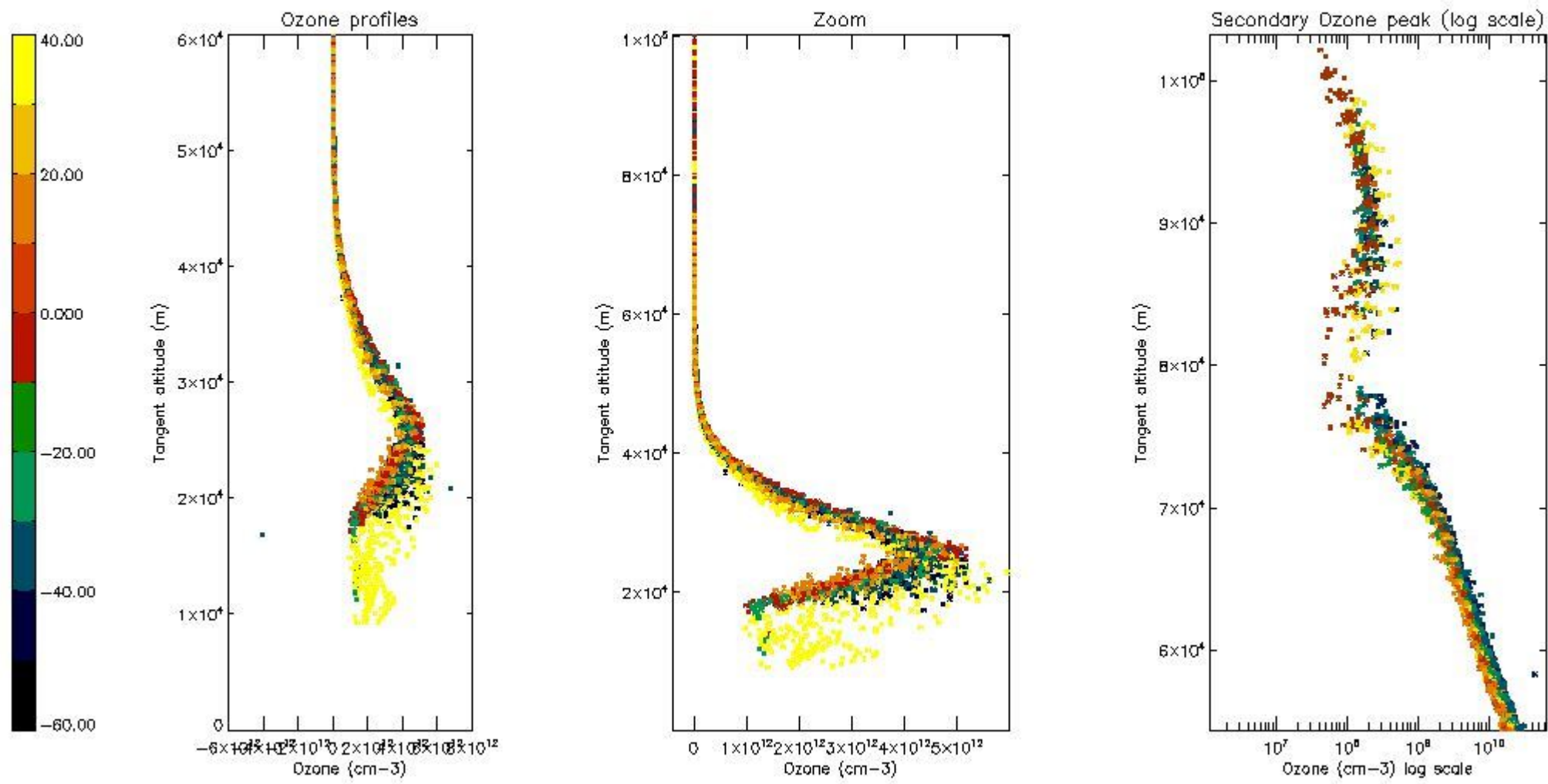
5.2 Plot ozone profiles for all STD (dark without errors)

The colorbar represents the latitude.



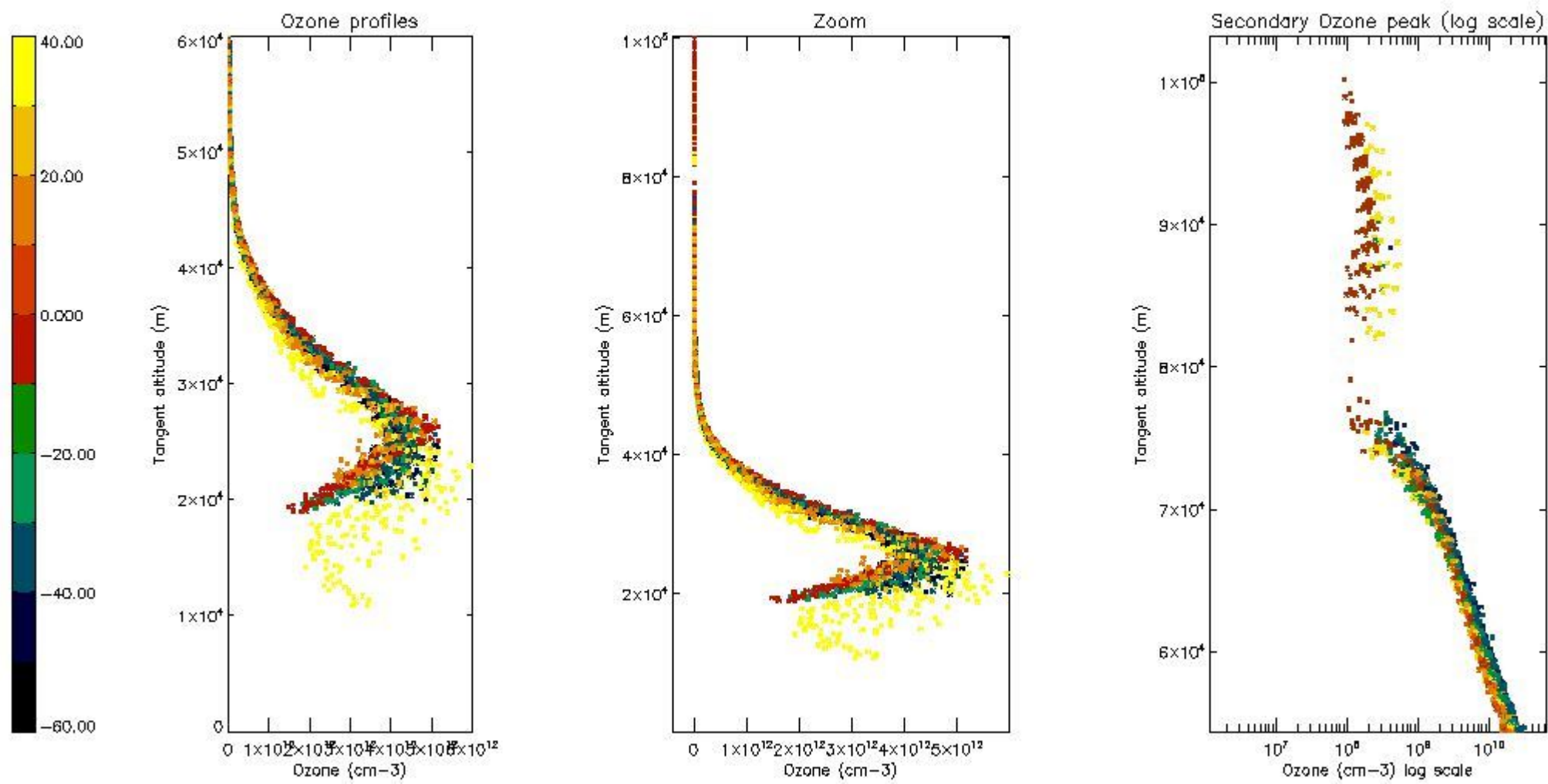
5.3 Plot ozone profiles where STD < 20% (dark without errors)

The colorbar represents the latitude.



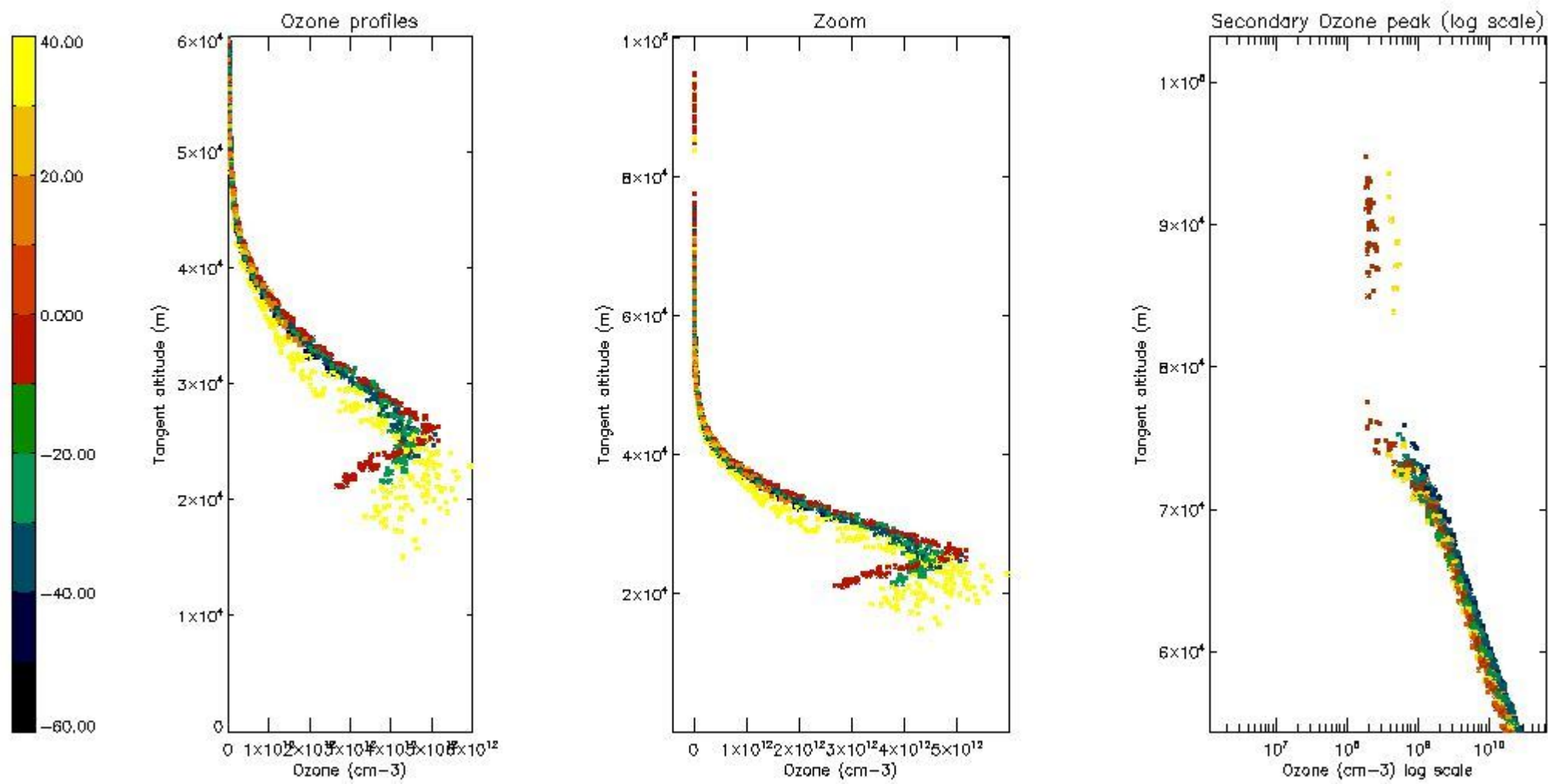
5.4 Plot ozone profiles where STD < 10% (dark without errors)

The colorbar represents the latitude.



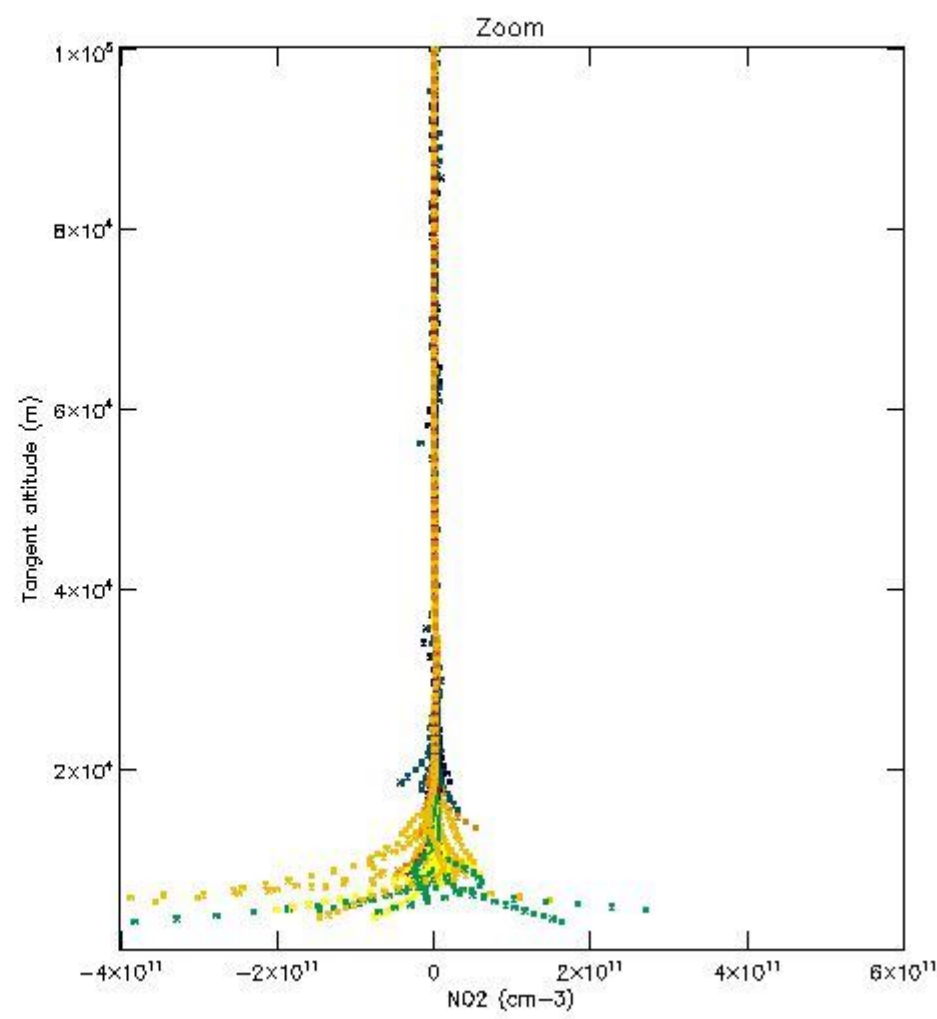
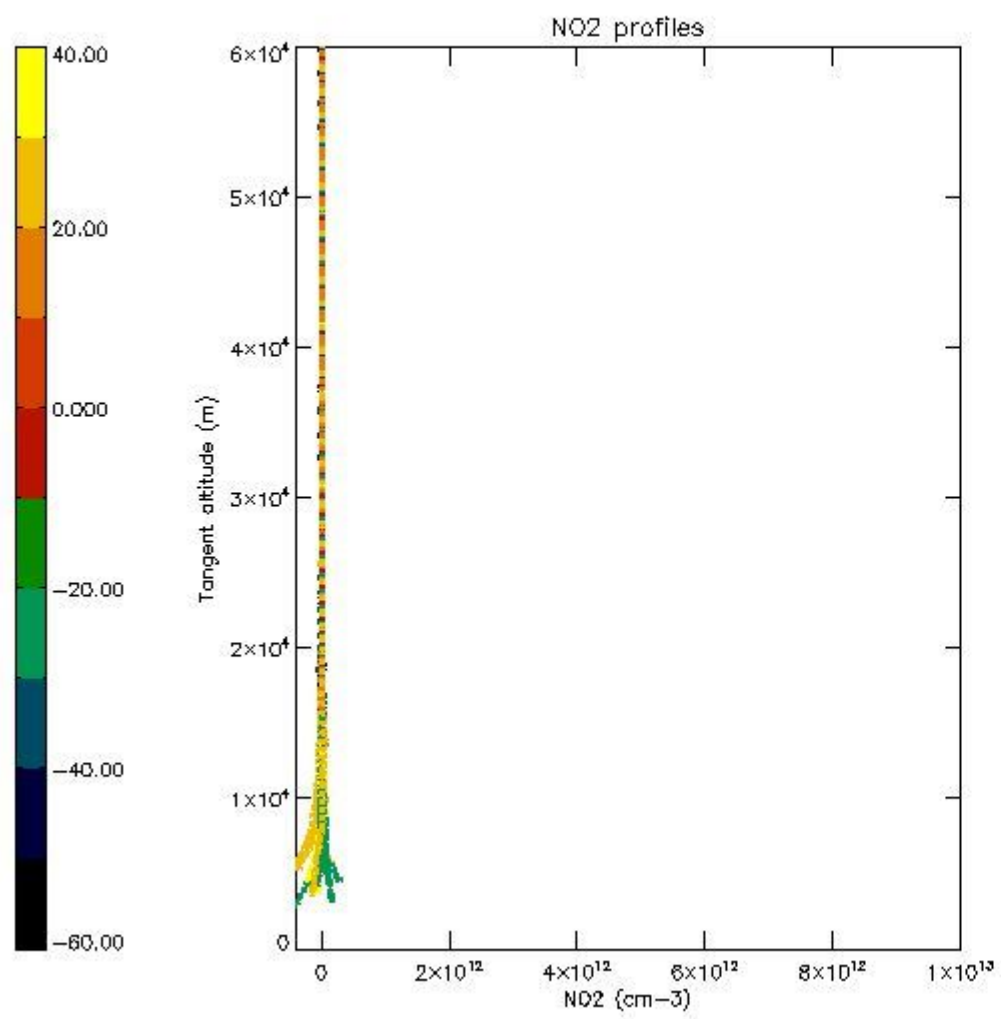
5.5 Plot ozone profiles where STD < 5% (dark without errors)

The colorbar represents the latitude.



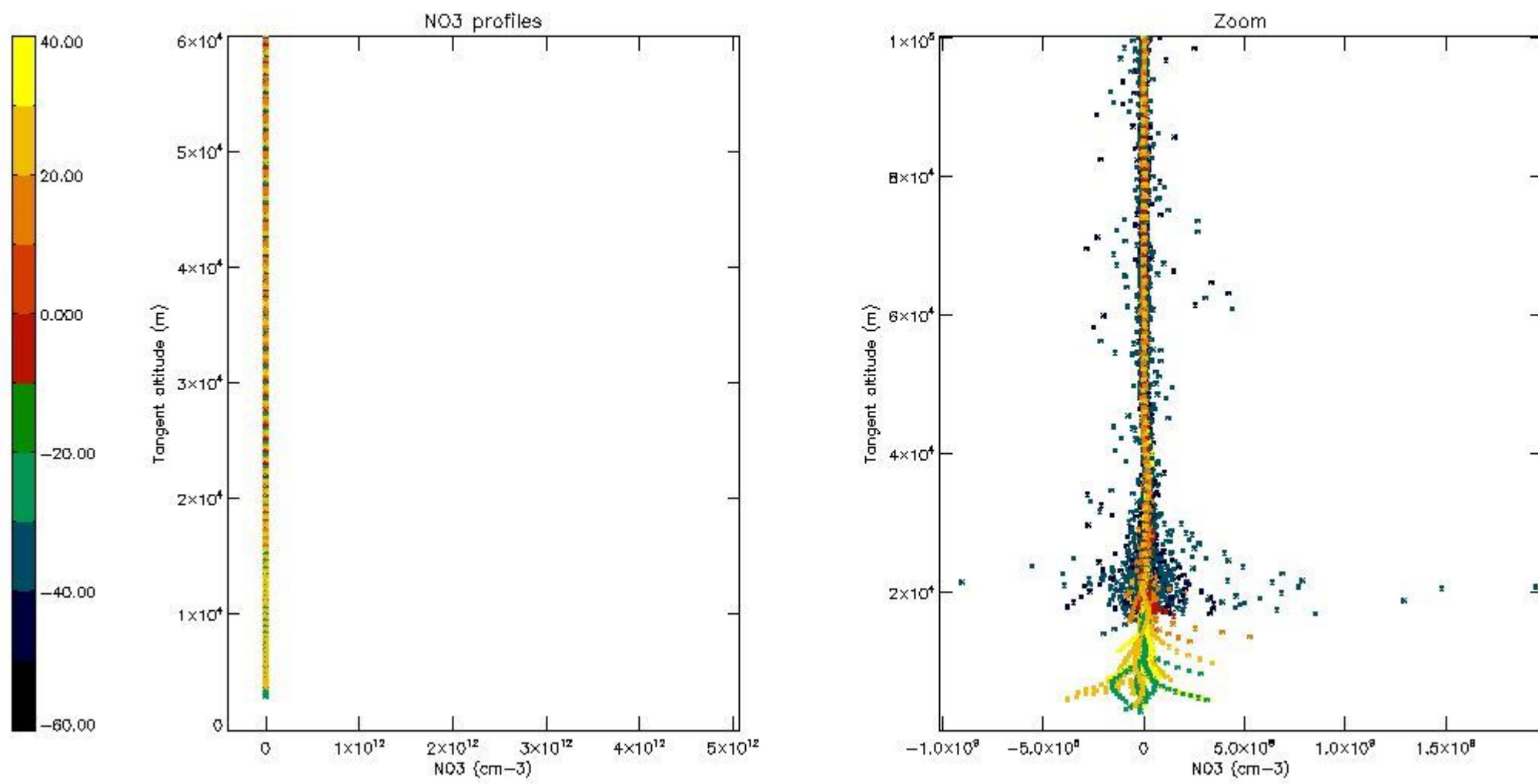
5.6 Plot NO₂ profiles for all STD (dark without errors)

The colorbar represents the latitude.



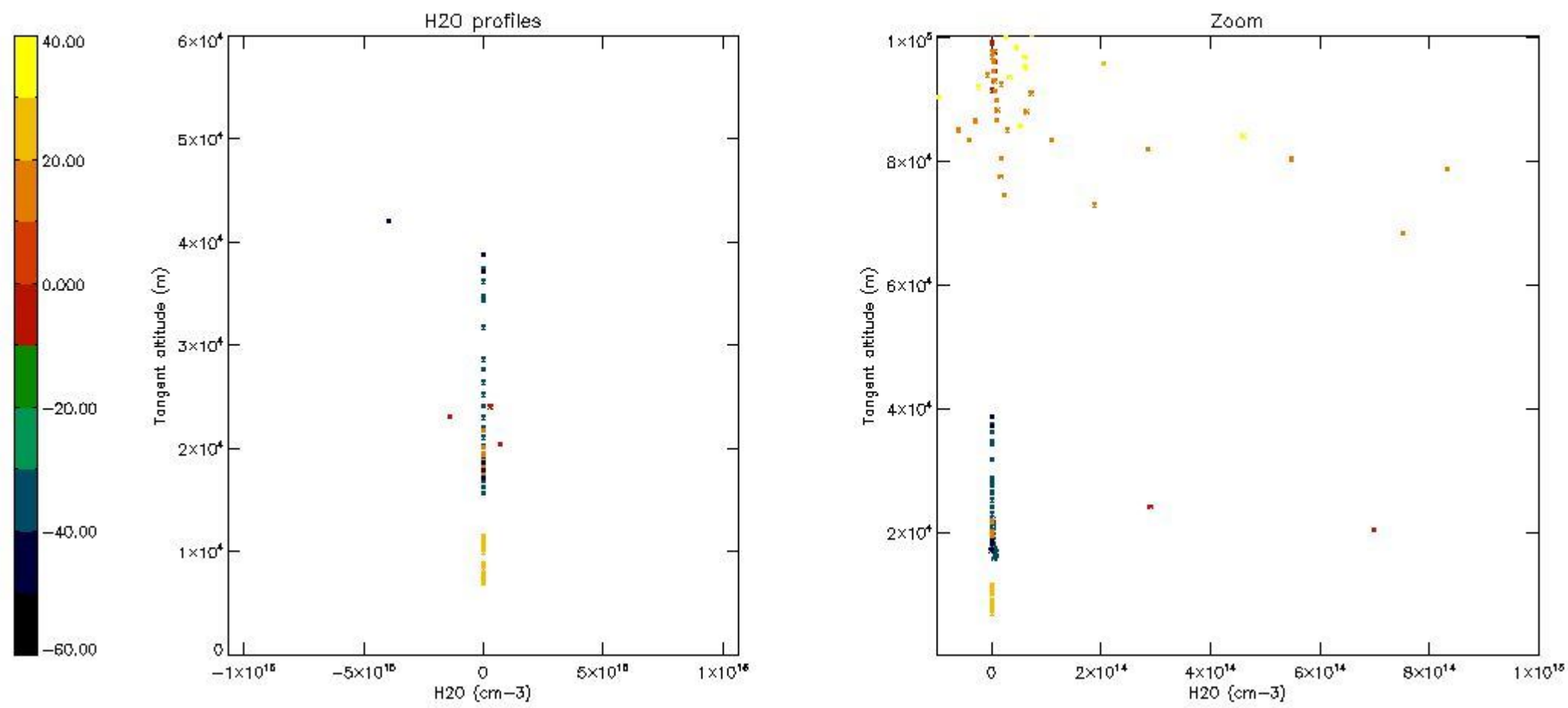
5.7 Plot NO3 profiles for all STD (dark without errors)

The colorbar represents the latitude.



5.8 Plot H2O profiles for all STD (only for occultations of stars 1,2,3,4,13,14,16,26,63 dark without errors)

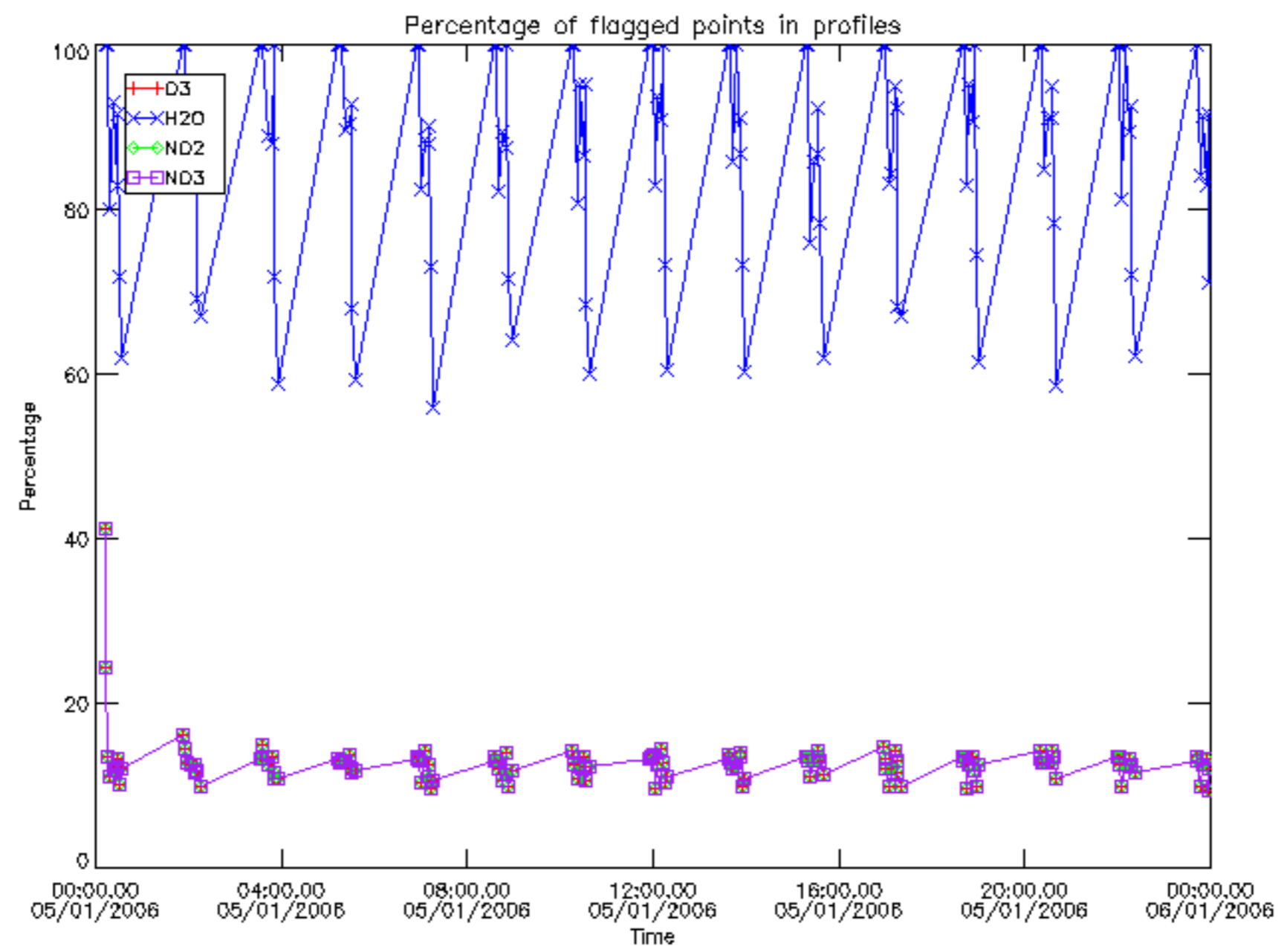
The colorbar represents the latitude.



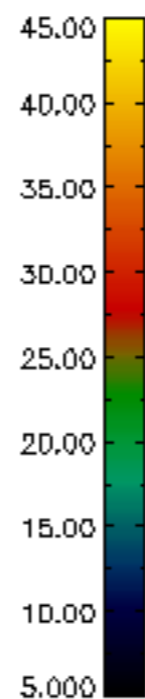
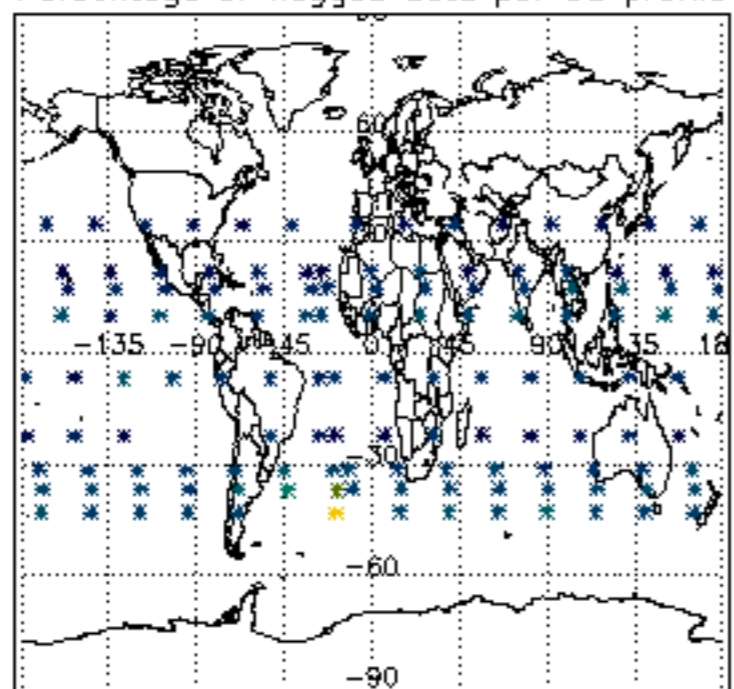
6. Auxiliary Data Files used for the production reported in section 2

The number reported in the third column indicates since which file (see list in section 2) the corresponding auxiliary file has been used. The fourth column is the date of those product files.

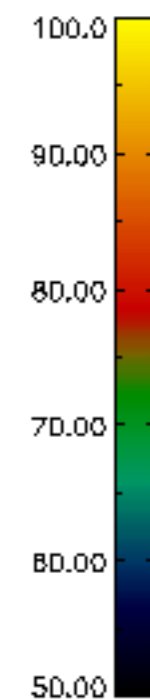
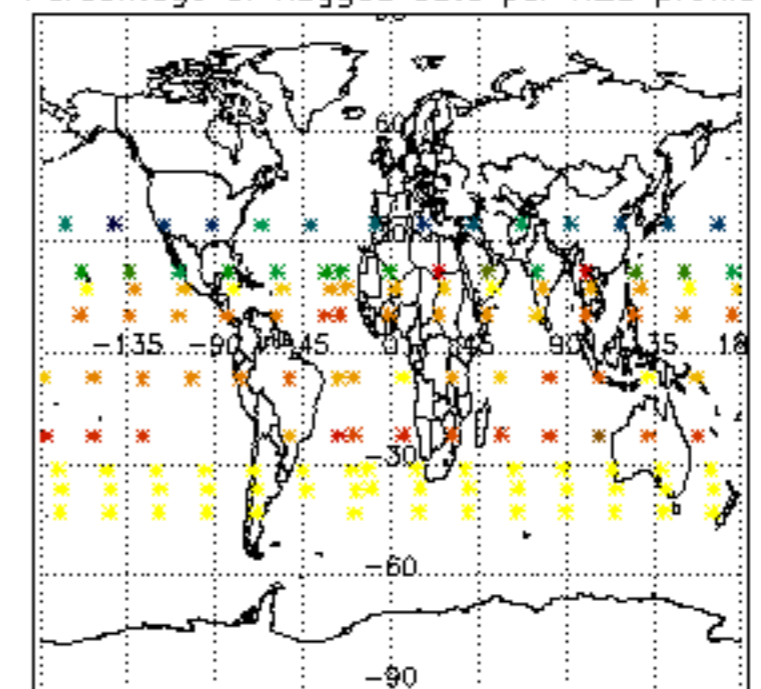
Type	Auxiliary Filename	Used since product	Used since product date
INST_PHYS_CHARACTERISTICS	GOM_INS_AXVIEC20091111_143220_20030716_120000_20500101_000000	1	05-JAN-2006 00:00:56
LEVEL-2_PROC_CONFIG	GOM_PR2_AXVIEC20091111_152718_20020301_000000_20500101_000000	1	05-JAN-2006 00:00:56
CROSS_SECTIONS_FILE	GOM_CRS_AXVIEC20091111_154832_20020301_000000_20500101_000000	1	05-JAN-2006 00:00:56



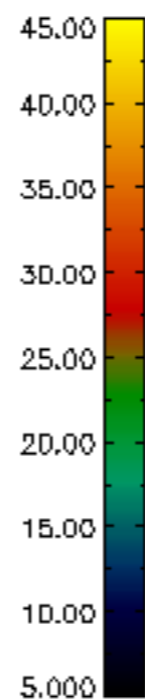
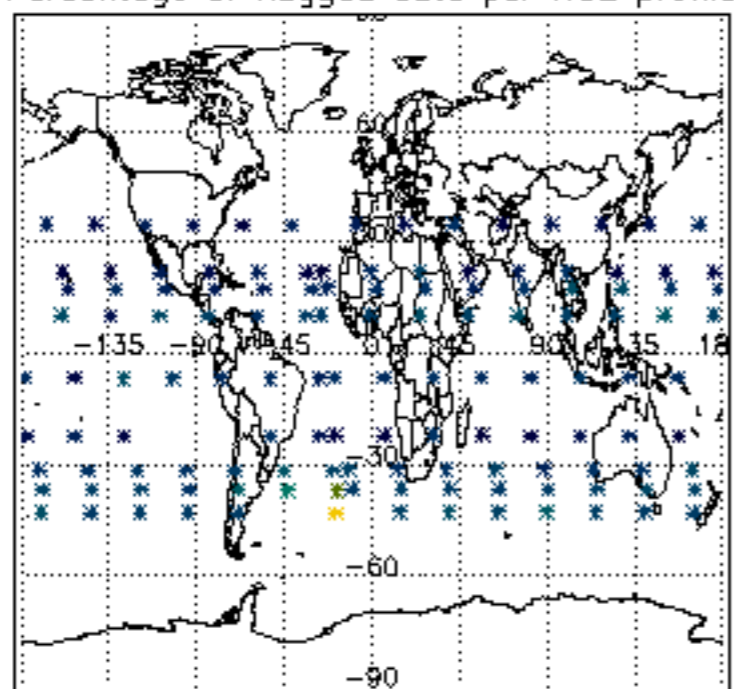
Percentage of flagged data per D3 profile



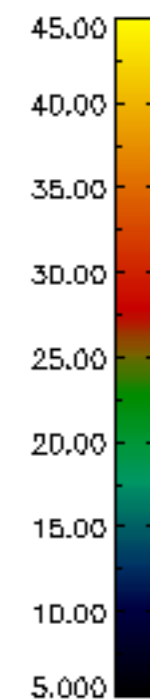
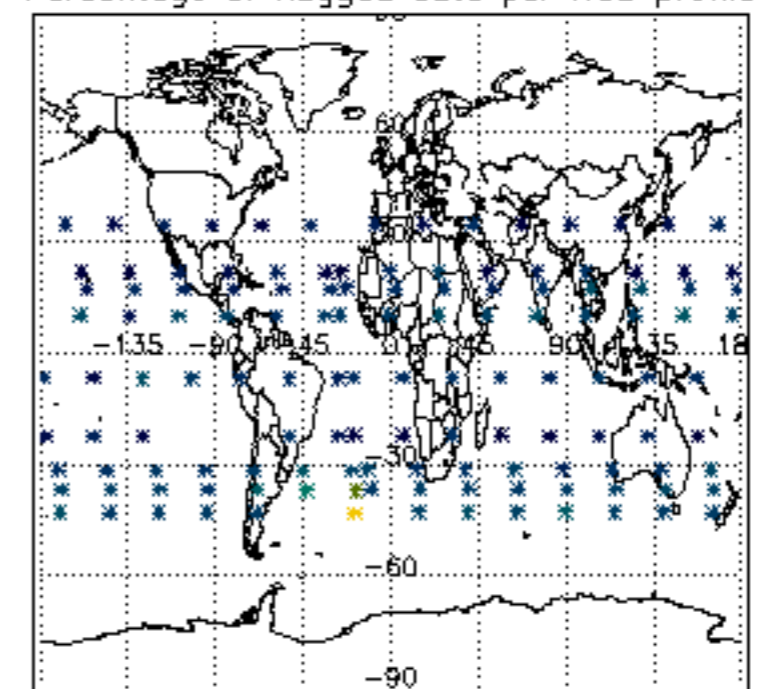
Percentage of flagged data per H2O profile

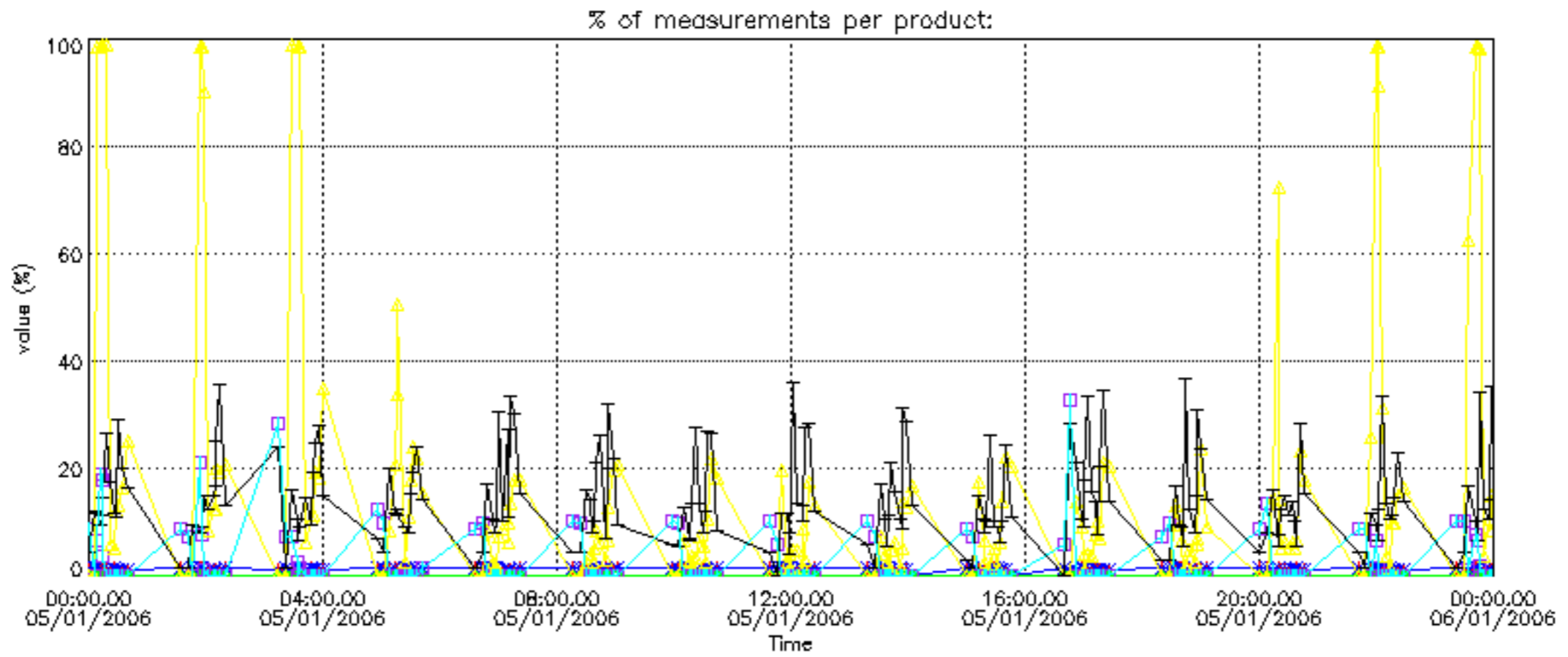


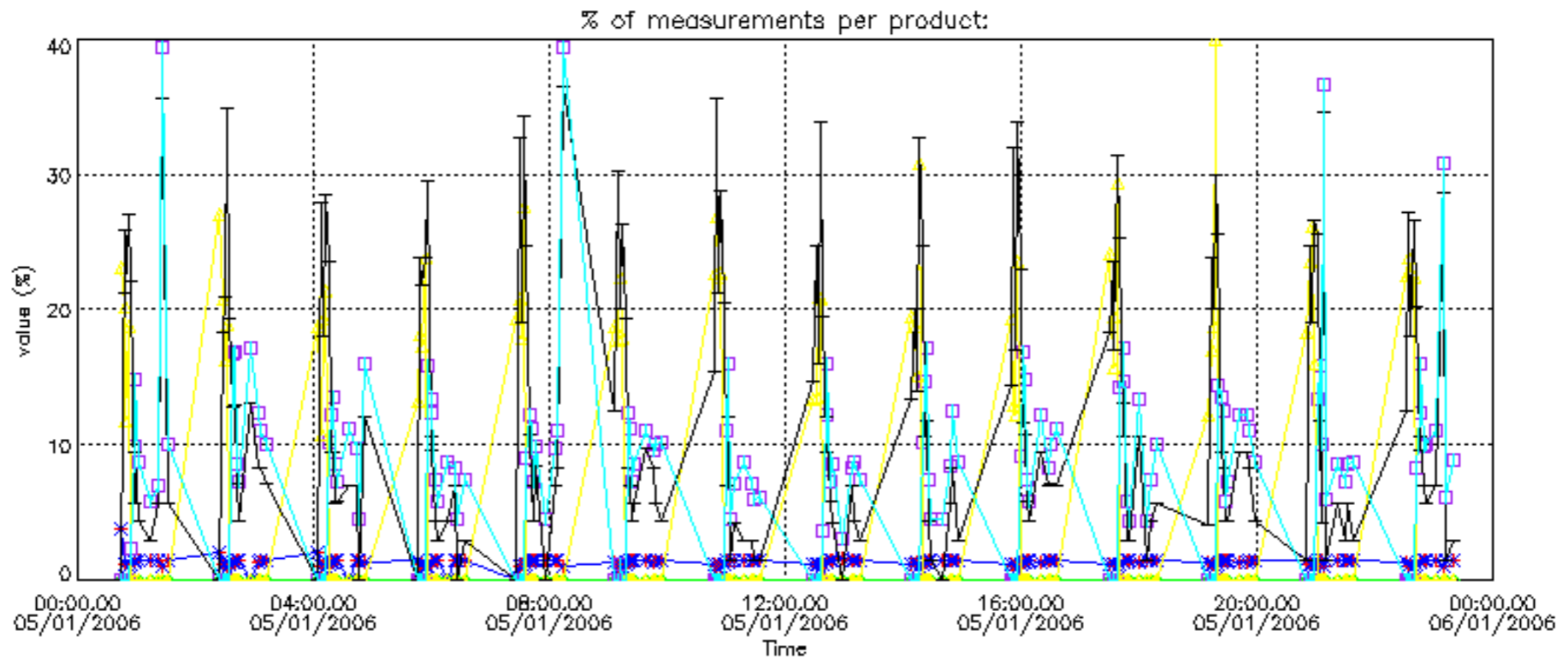
Percentage of flagged data per NO2 profile



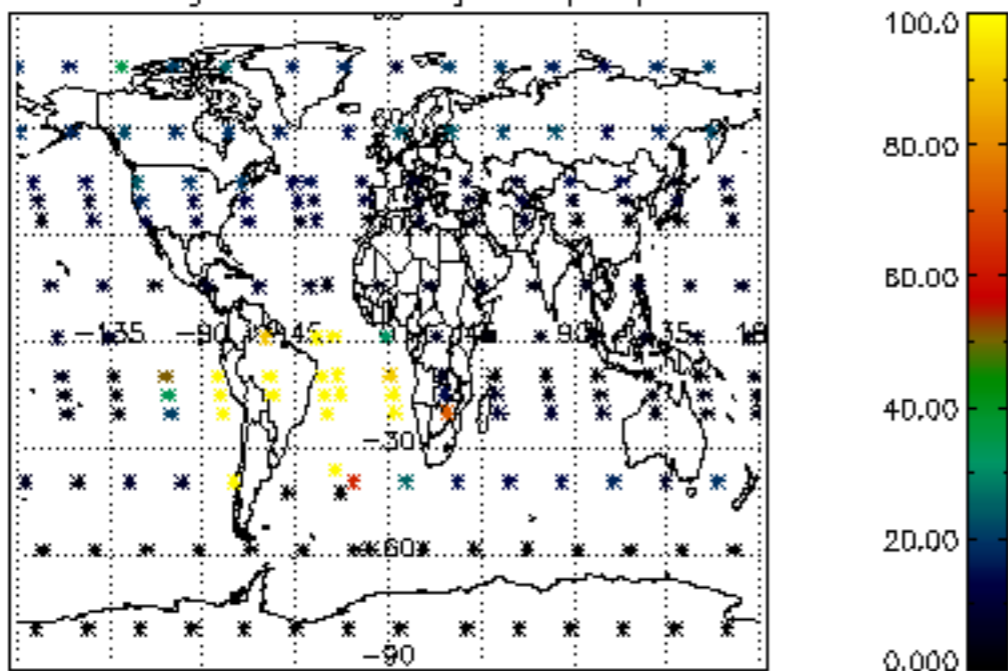
Percentage of flagged data per NO3 profile



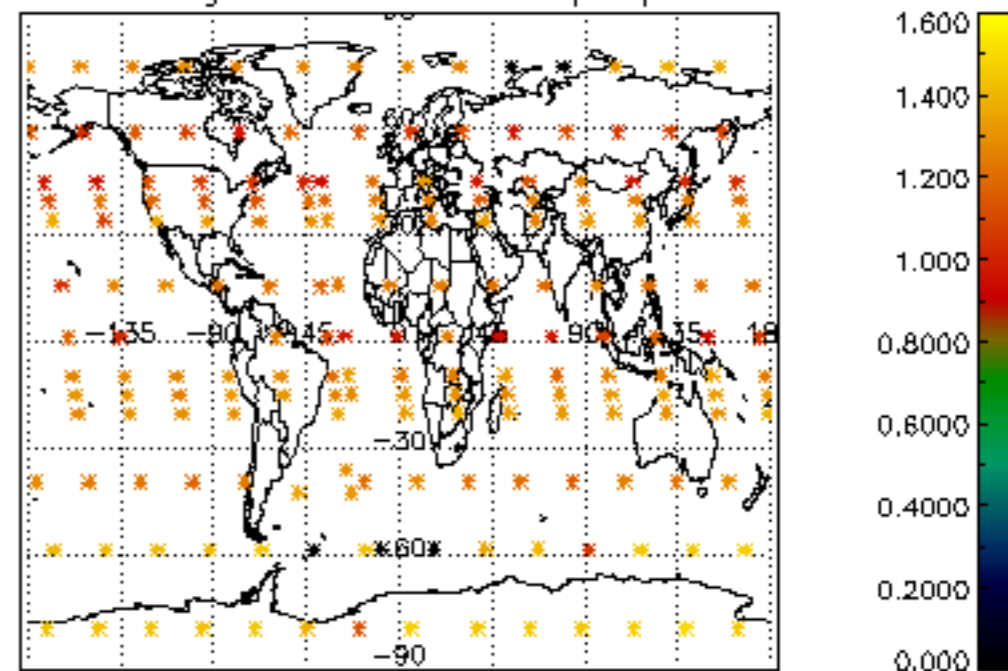




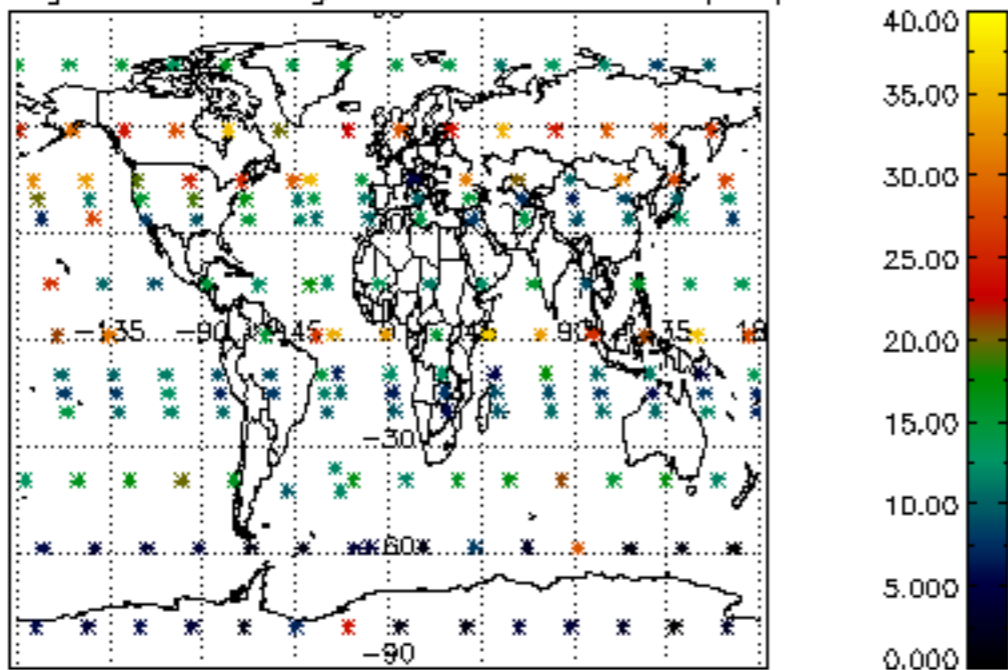
Percentage of cosmic ray hits per profile



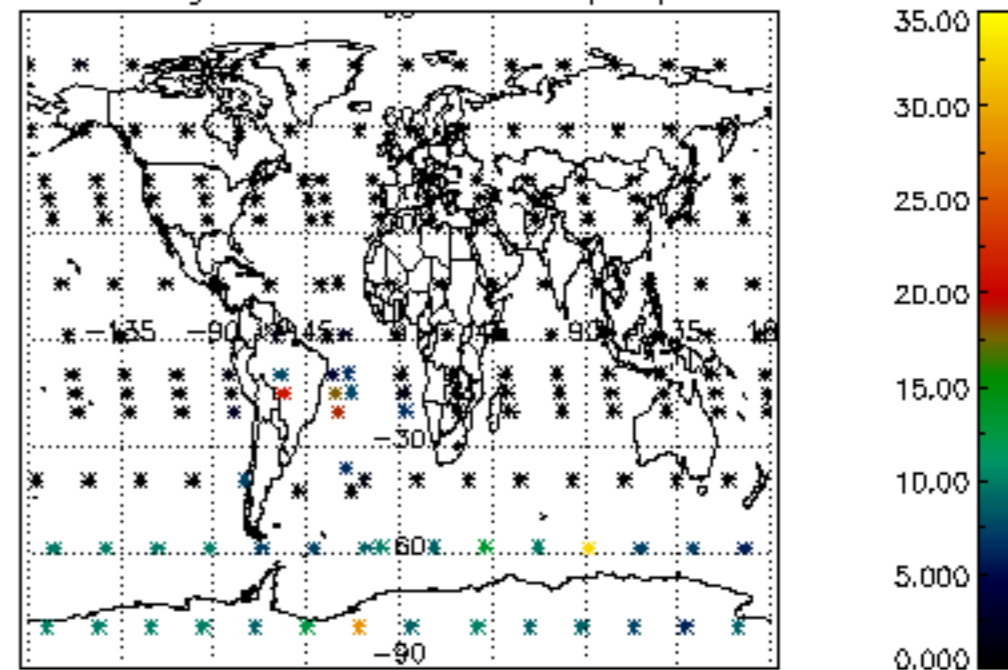
Percentage of datation errors per profile



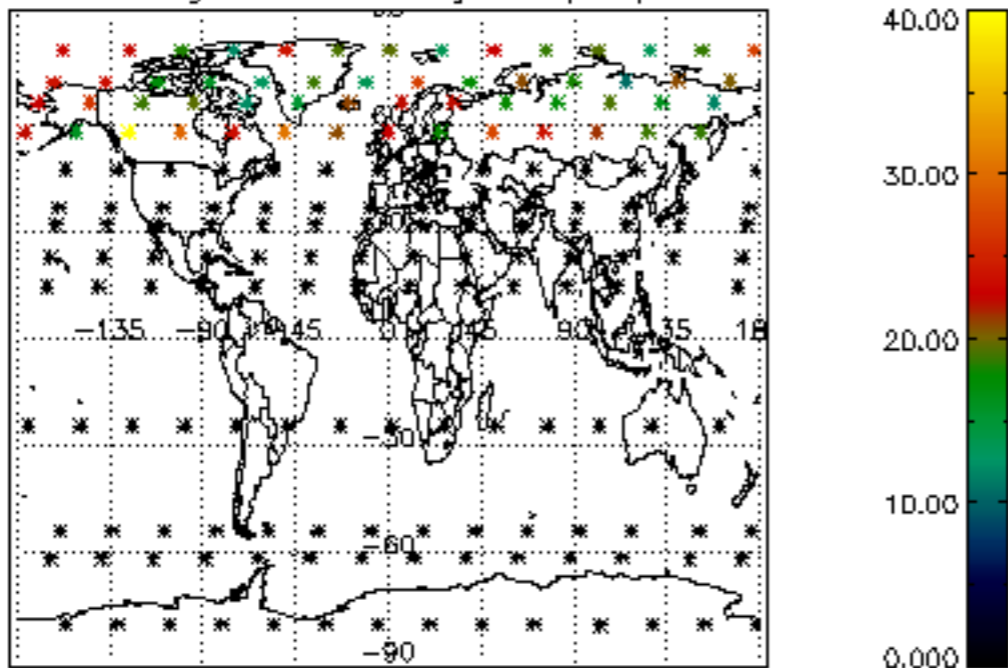
Percentage of star falling outside central band per profile



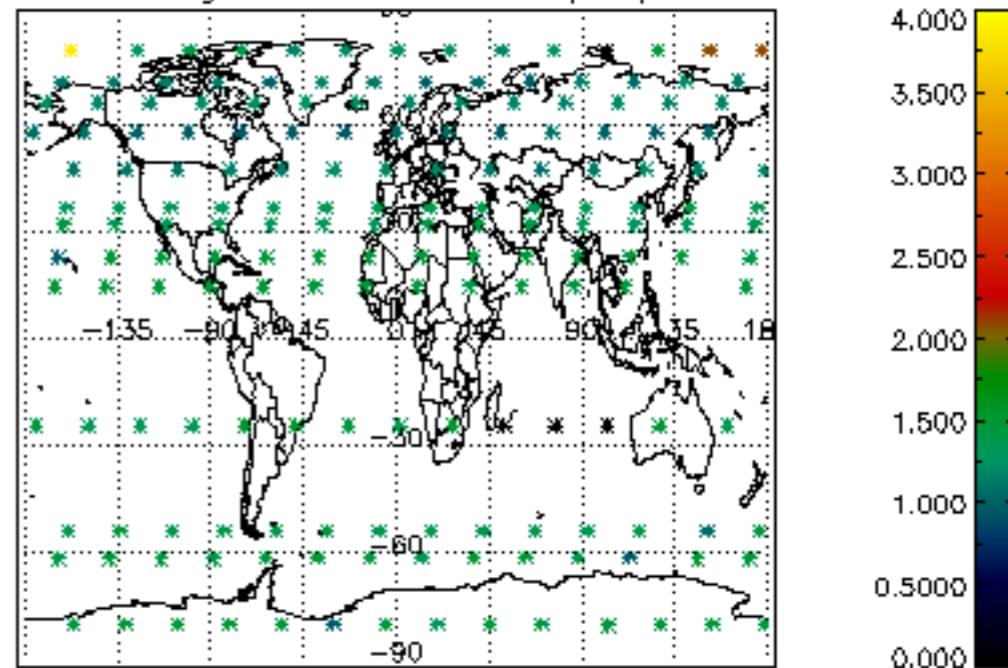
Percentage of saturation errors per profile



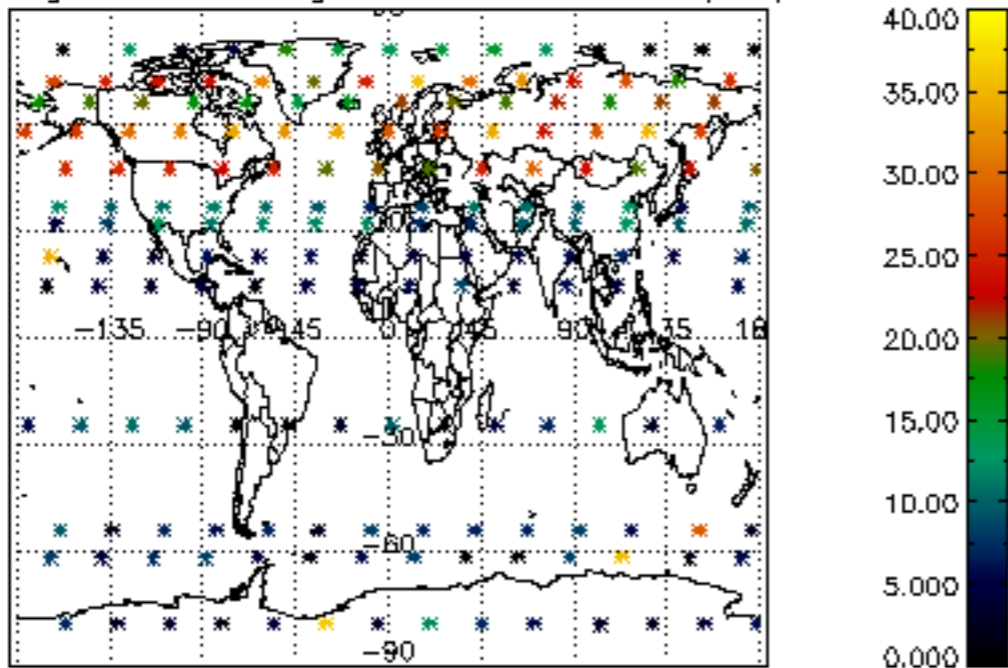
Percentage of cosmic ray hits per profile



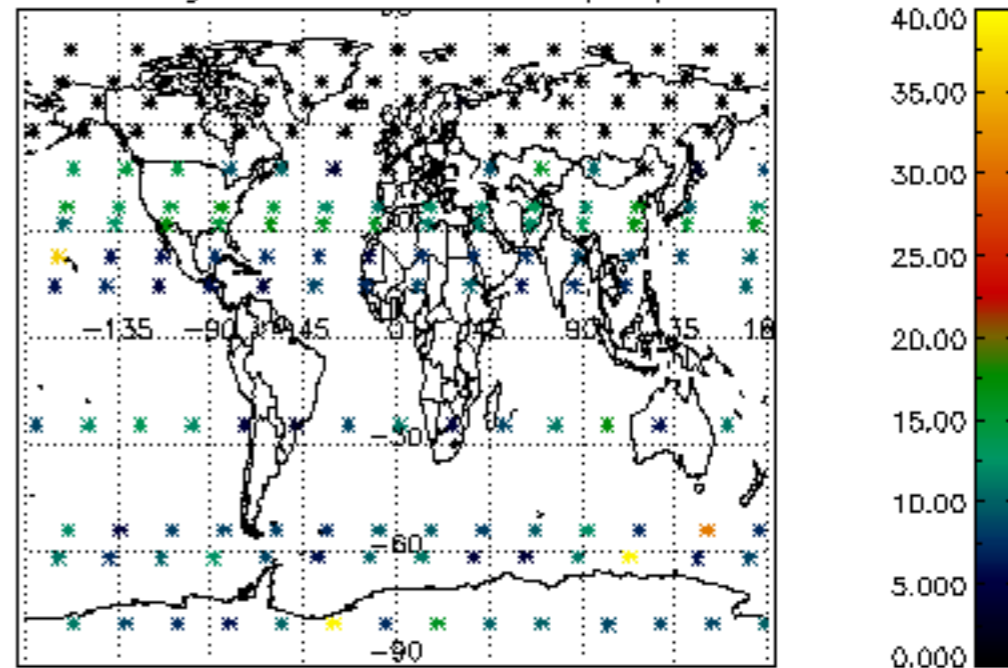
Percentage of datation errors per profile

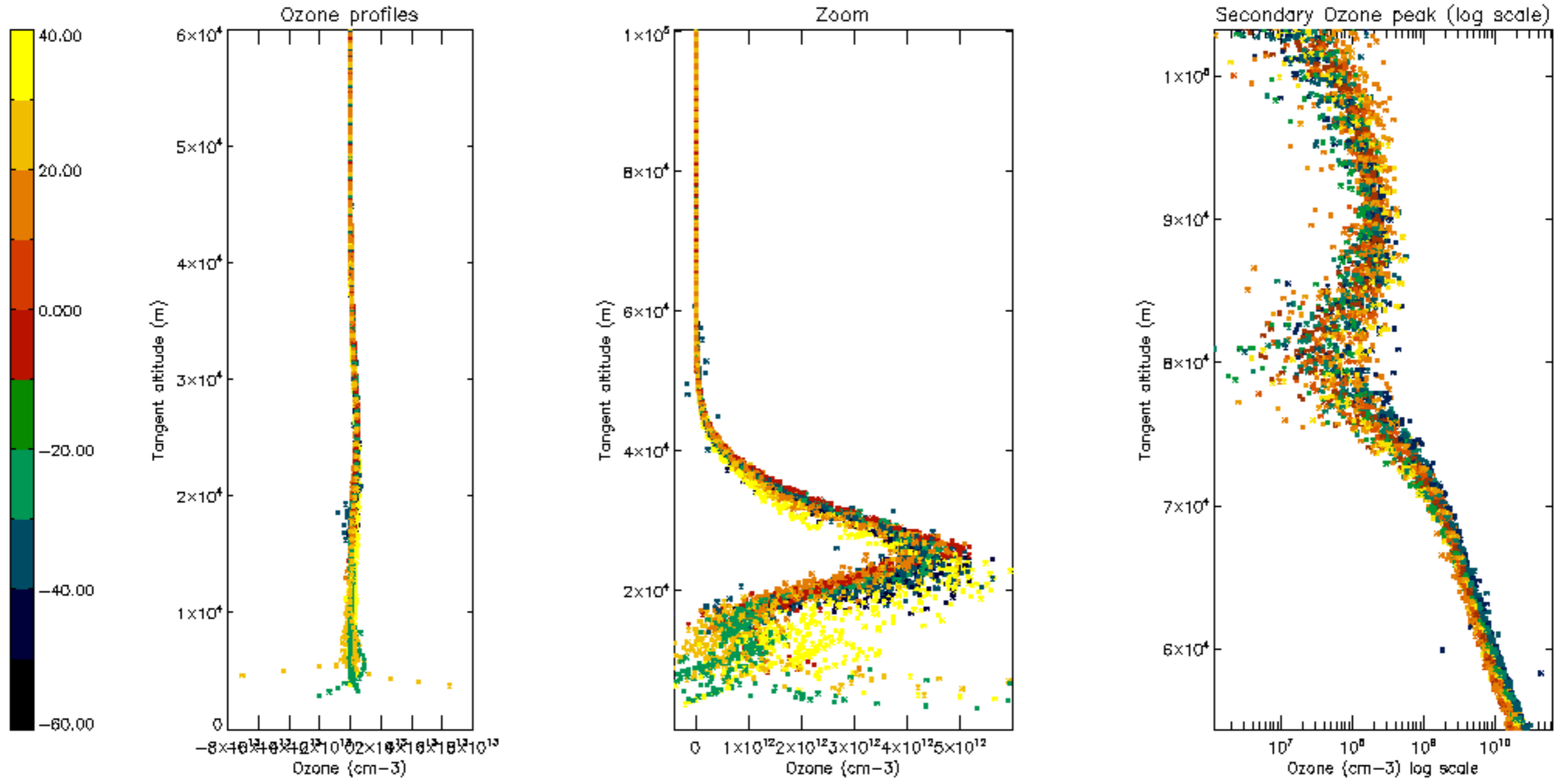


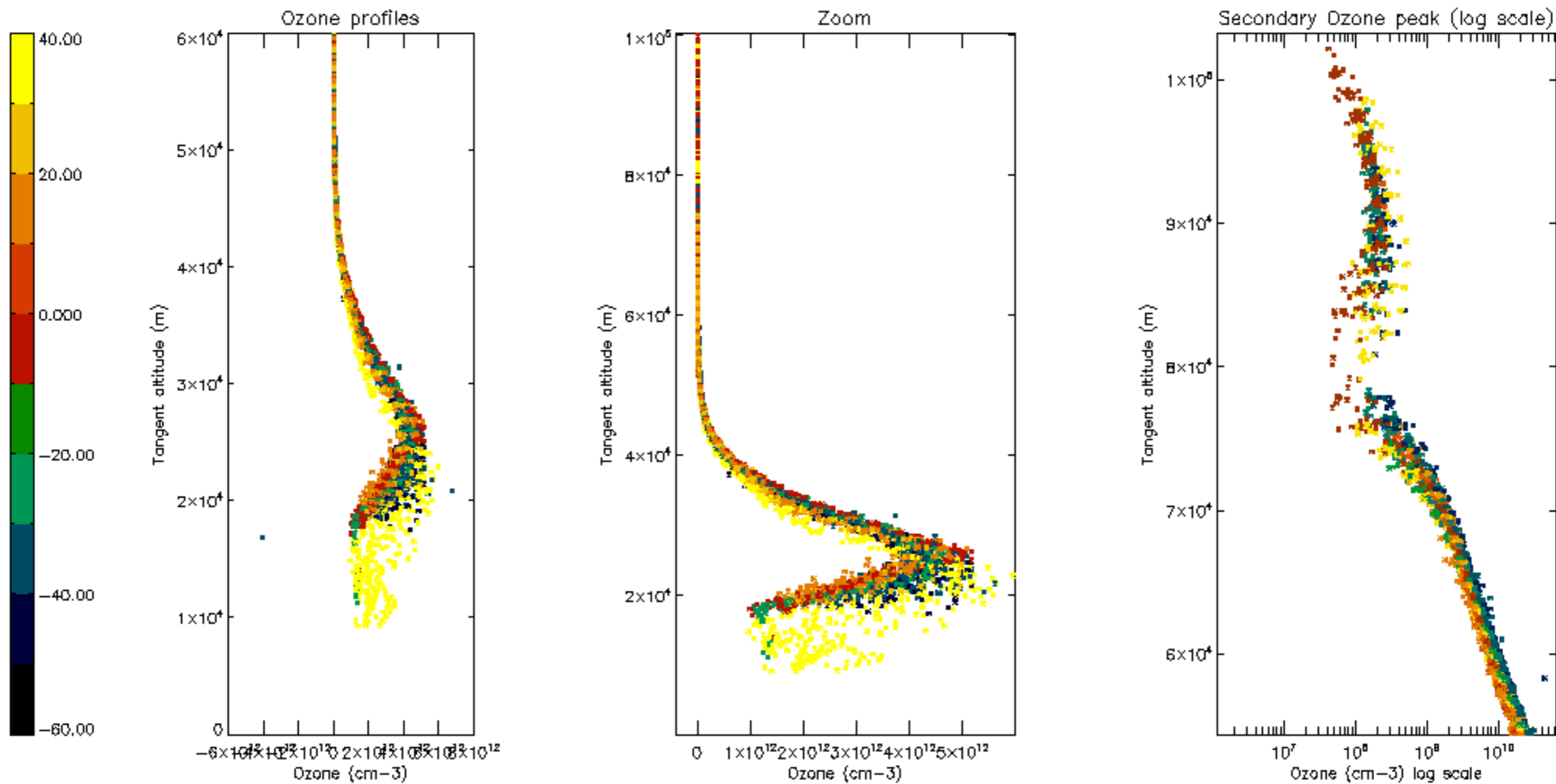
Percentage of star falling outside central band per profile

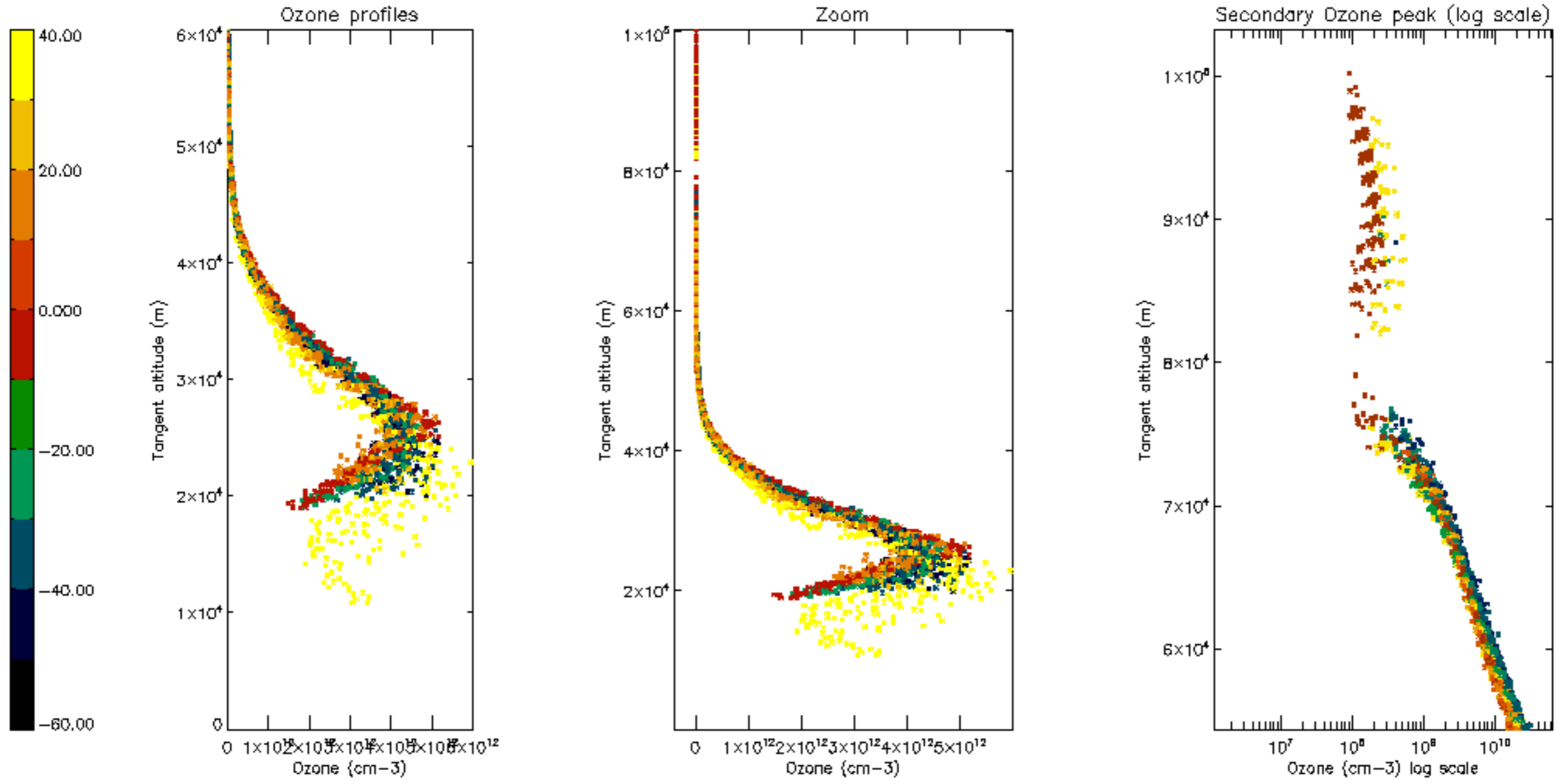


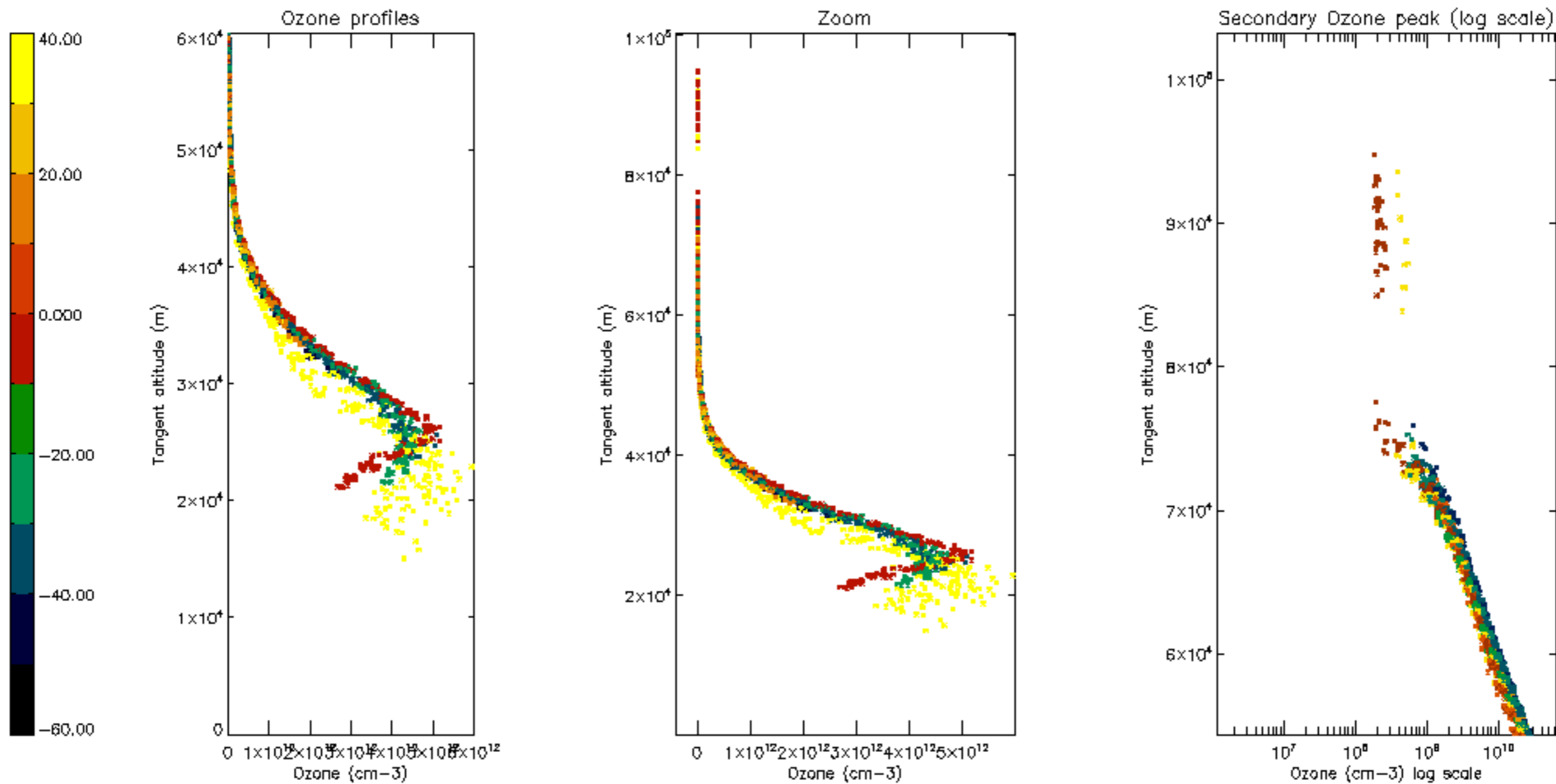
Percentage of saturation errors per profile

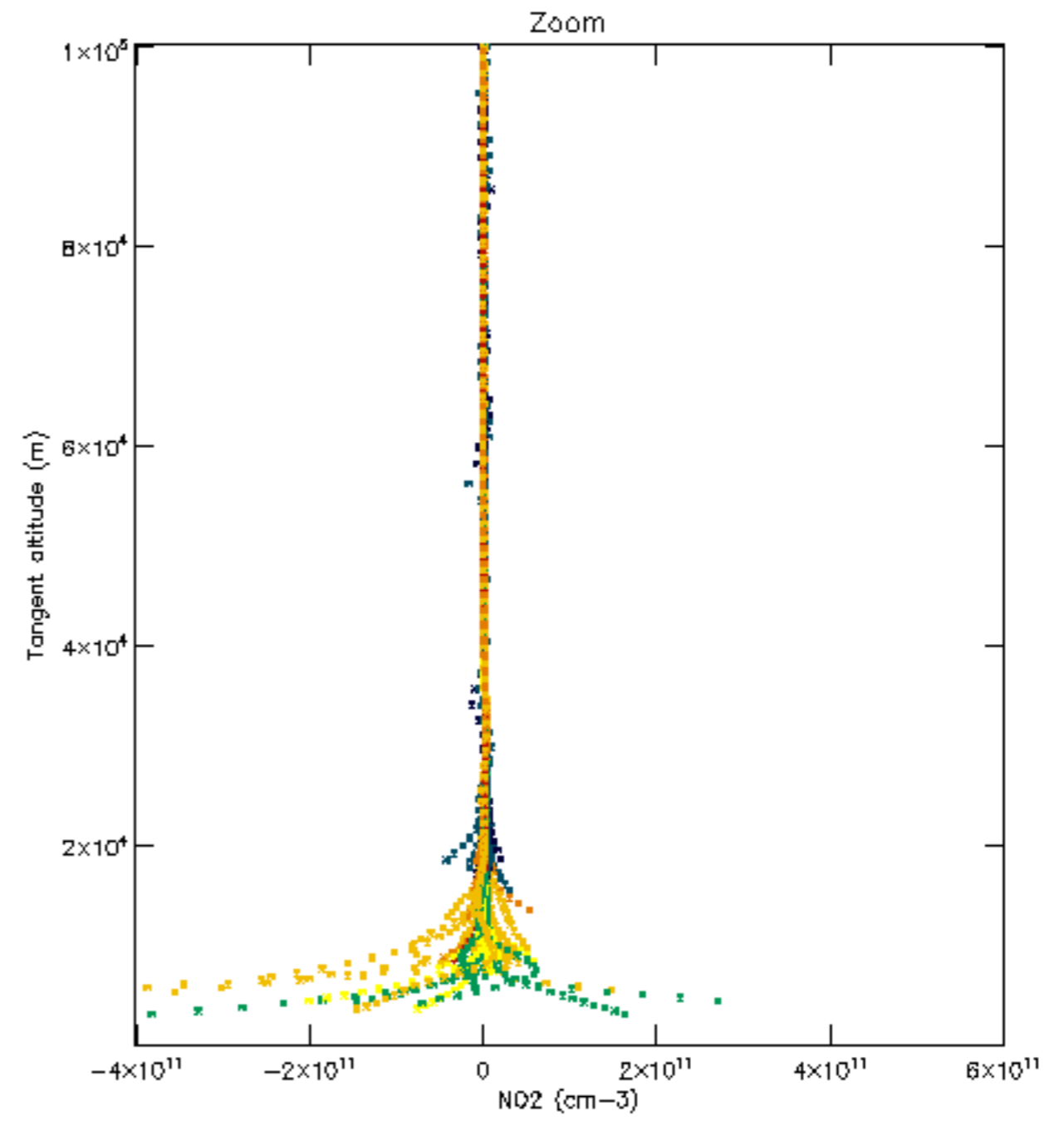
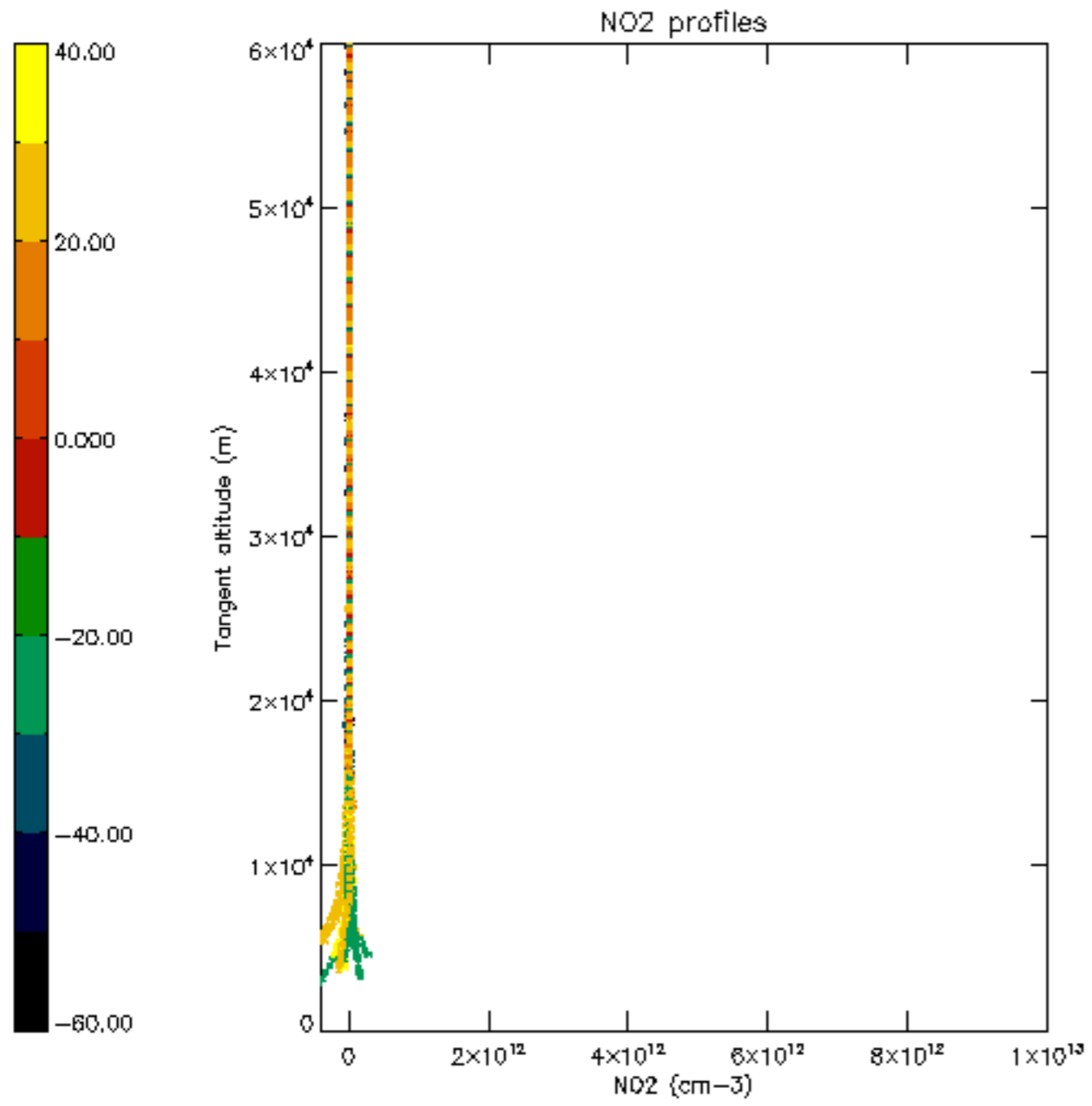


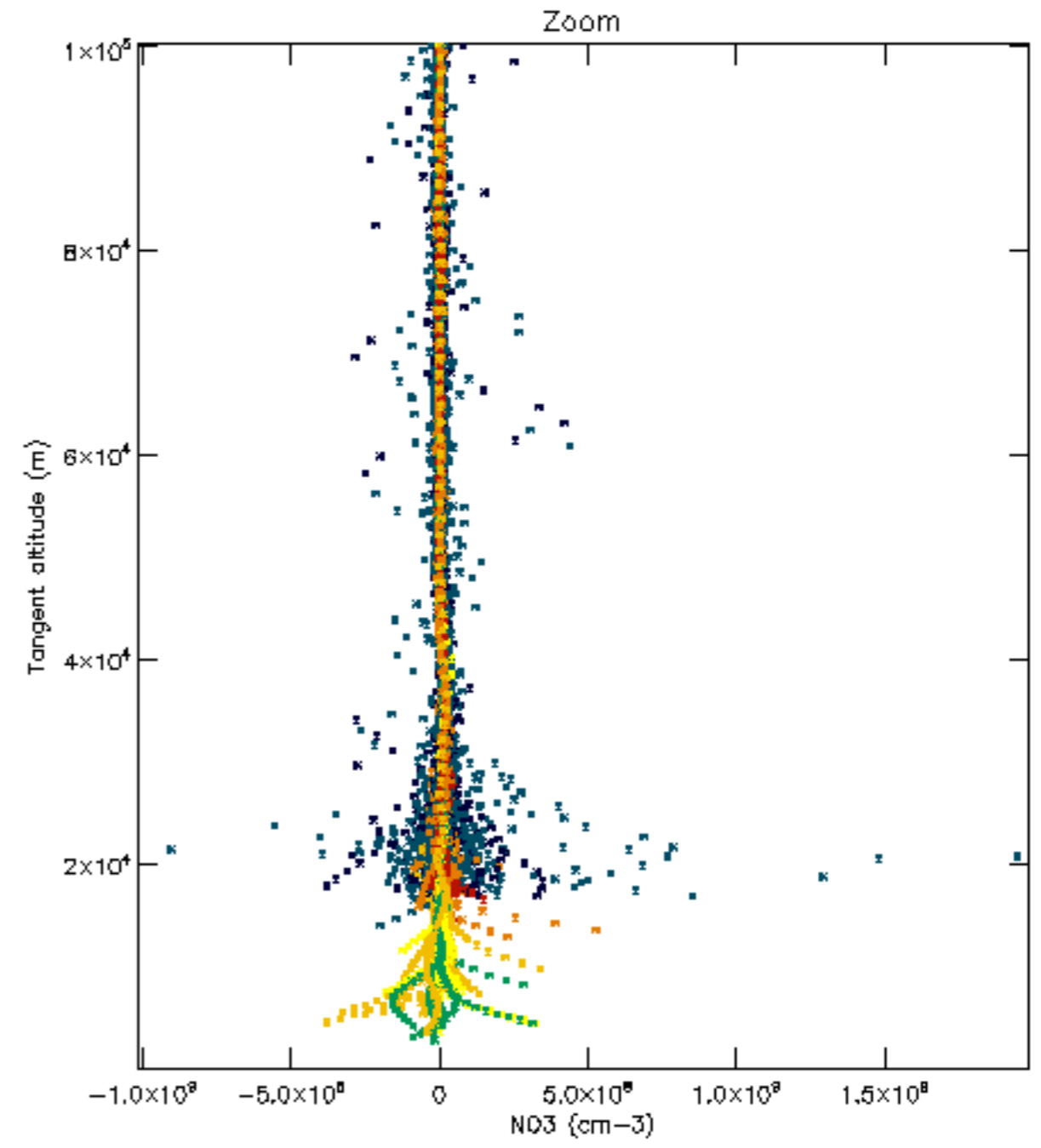
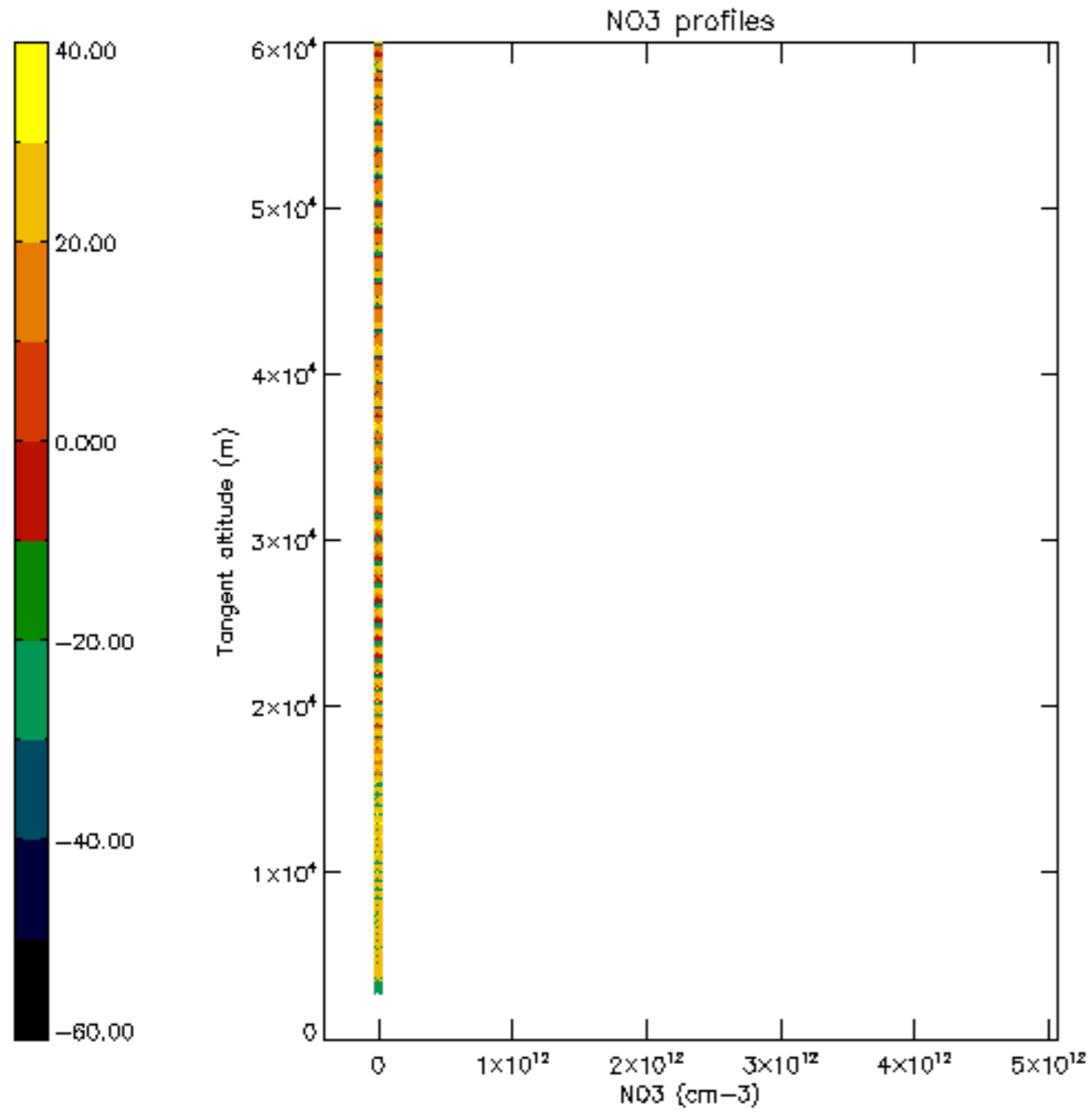


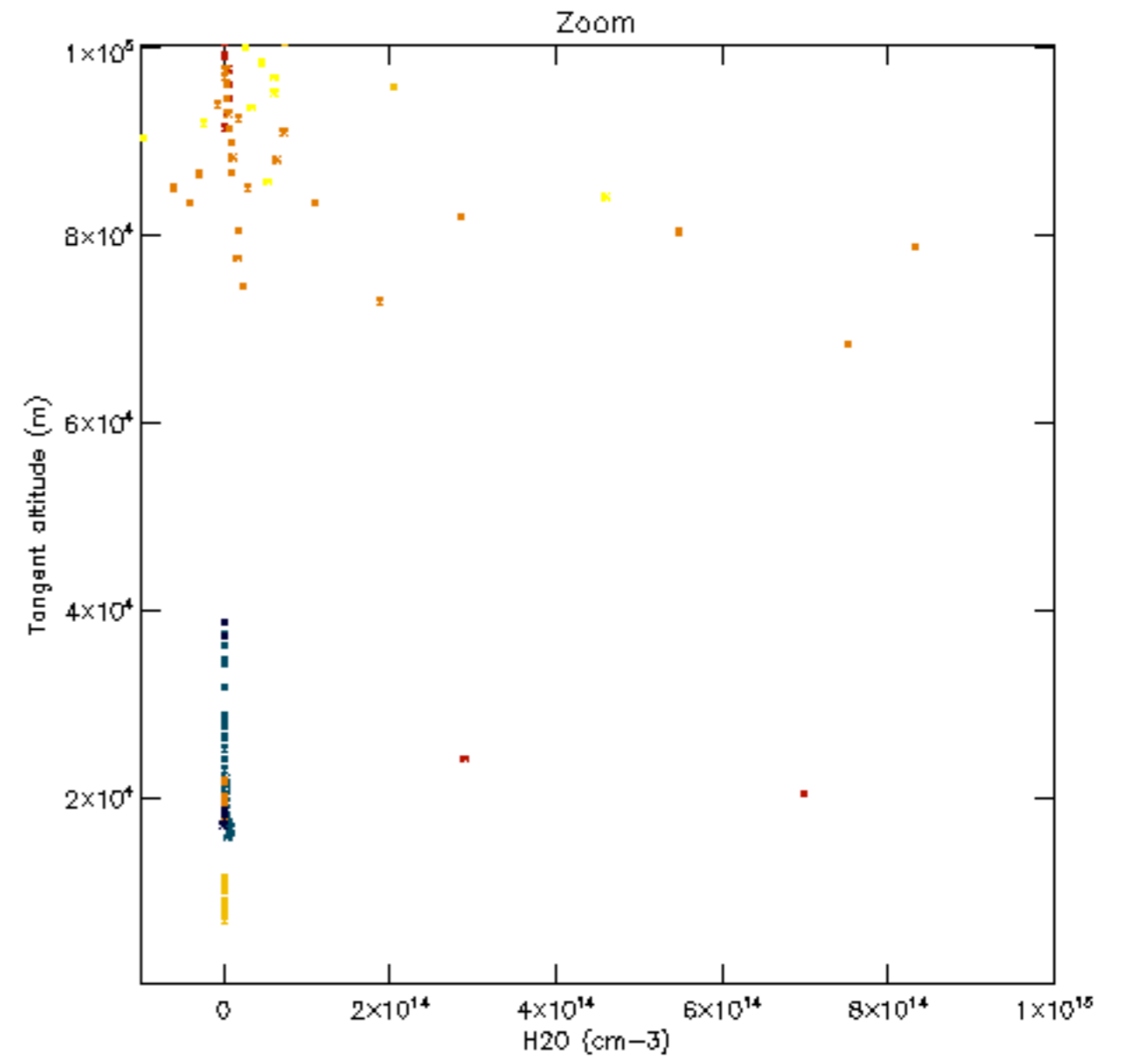
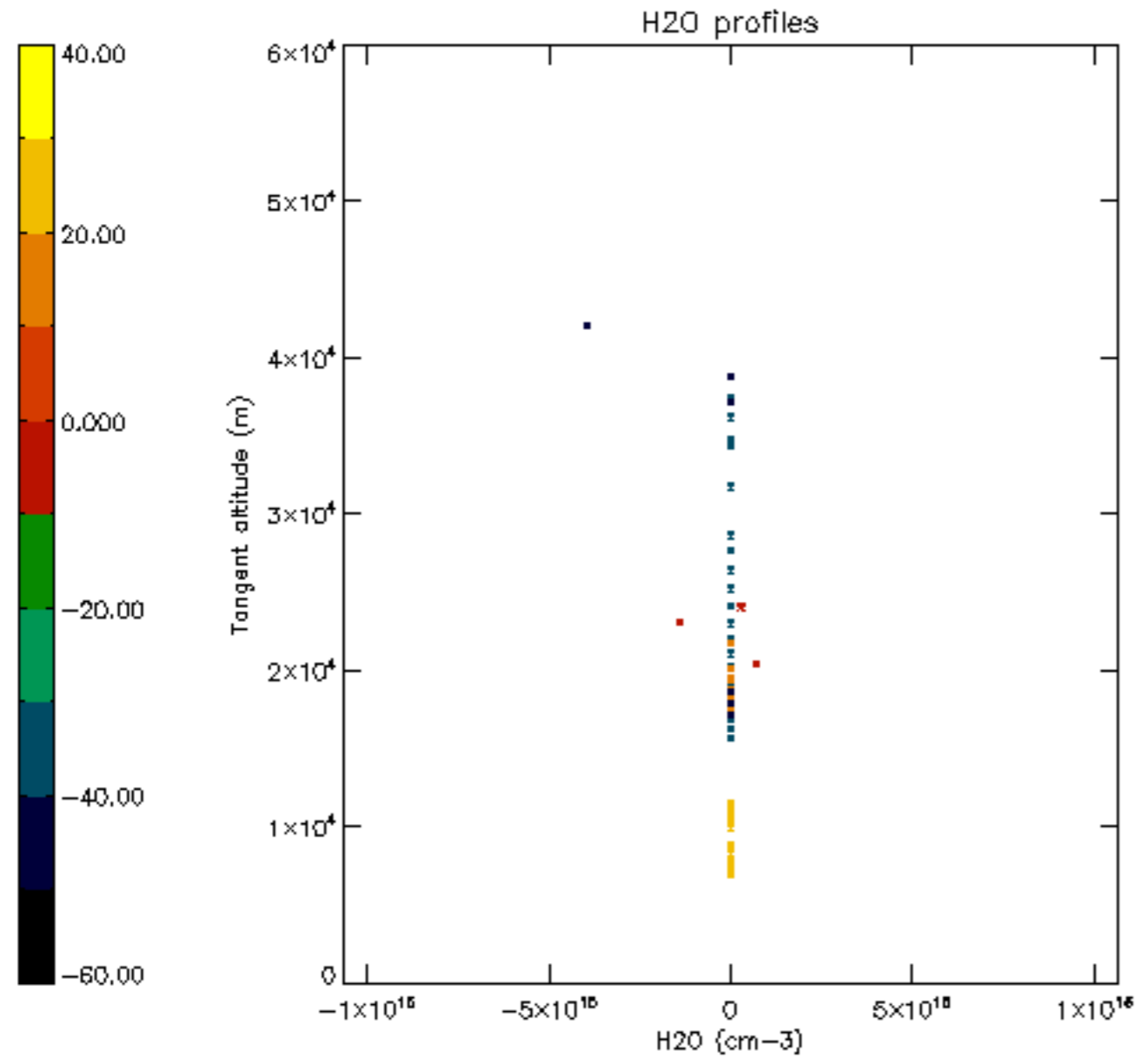


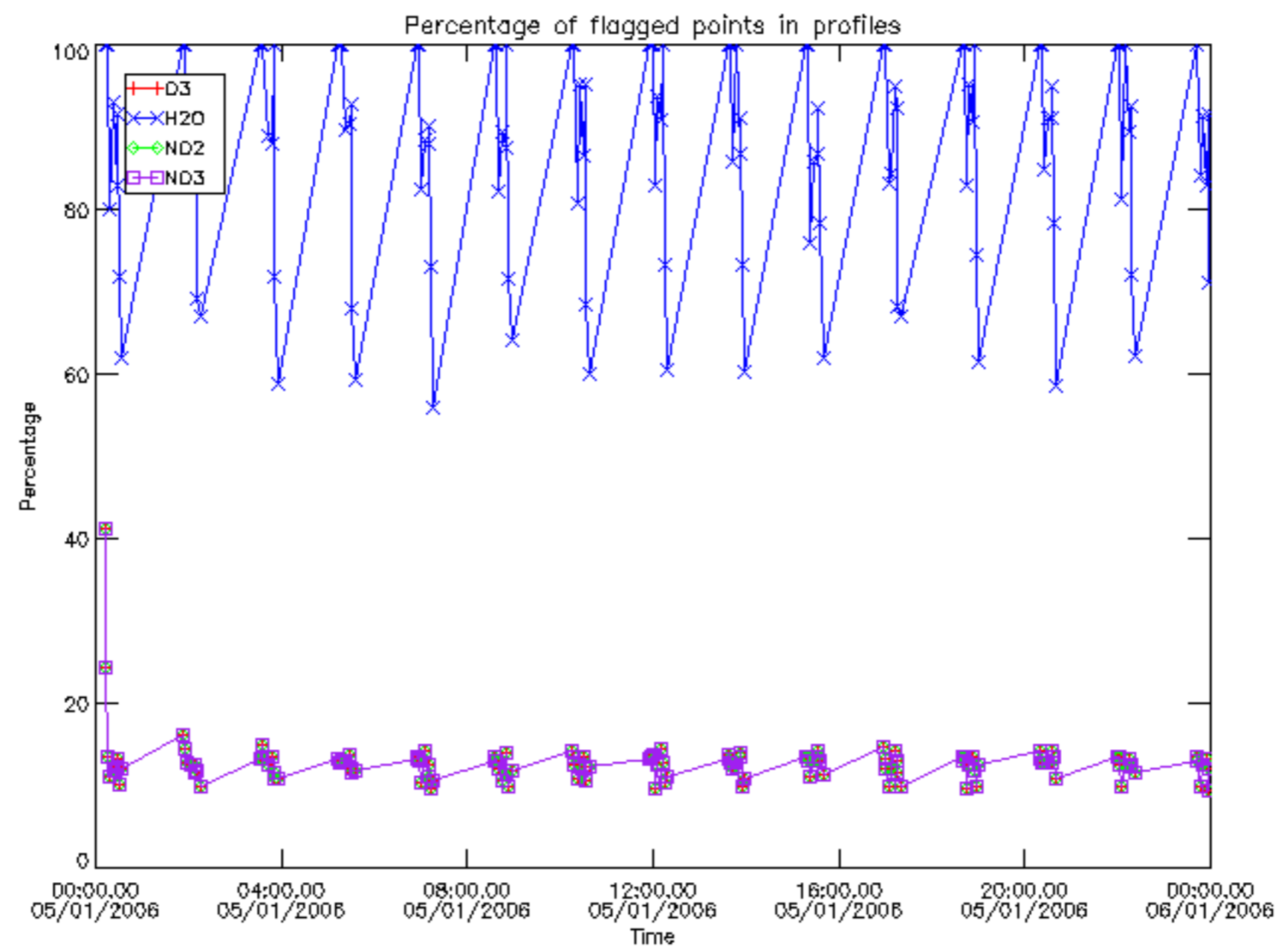




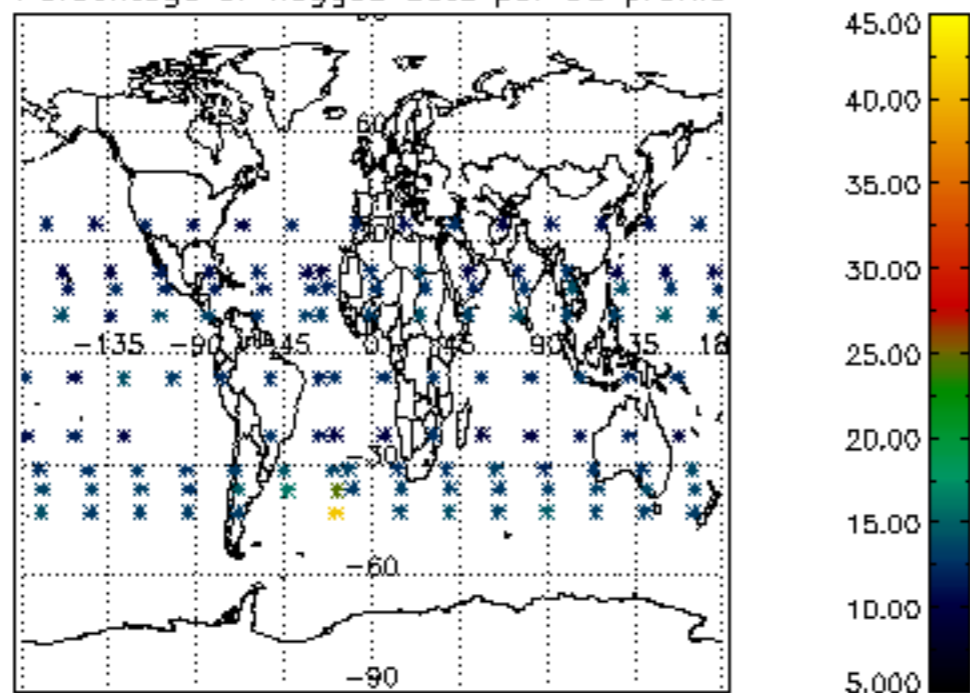




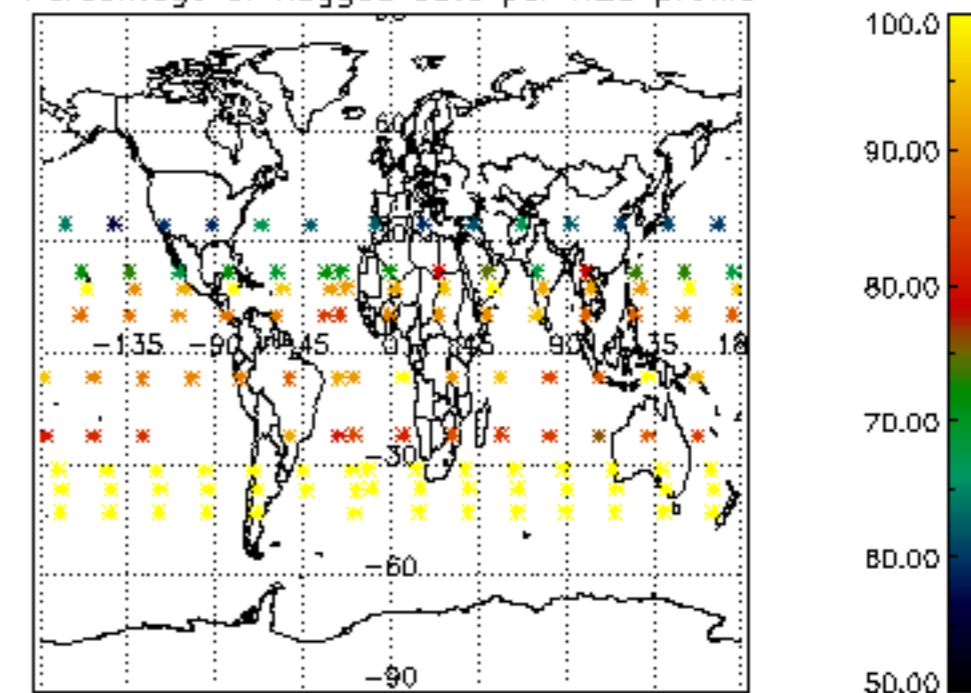




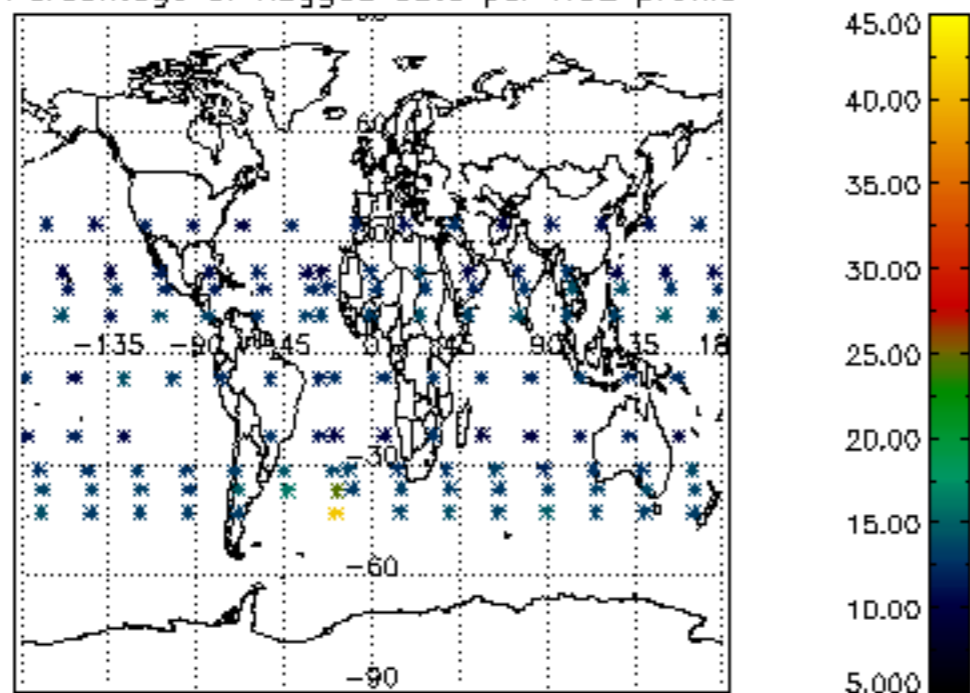
Percentage of flagged data per D3 profile



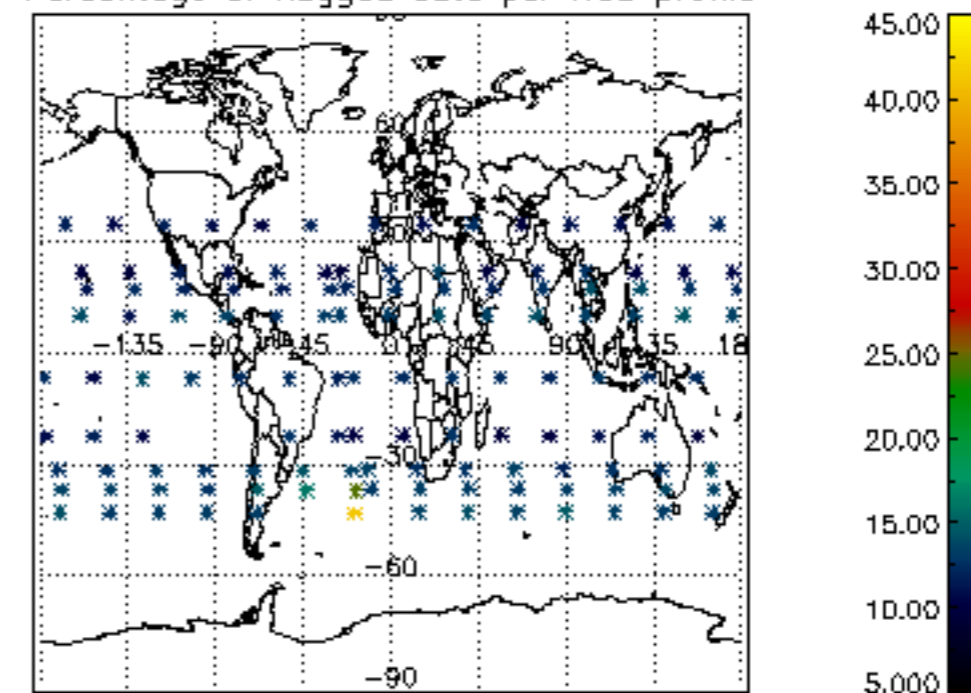
Percentage of flagged data per H2O profile

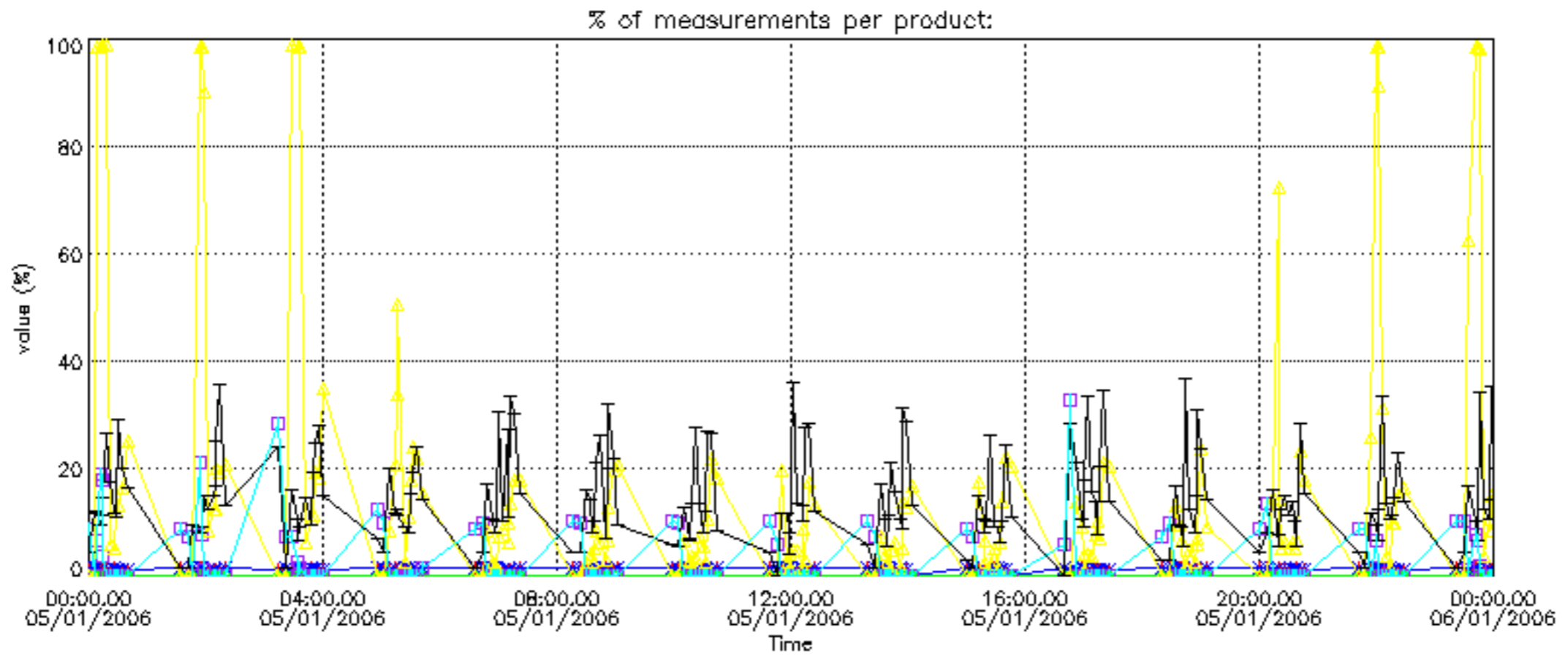


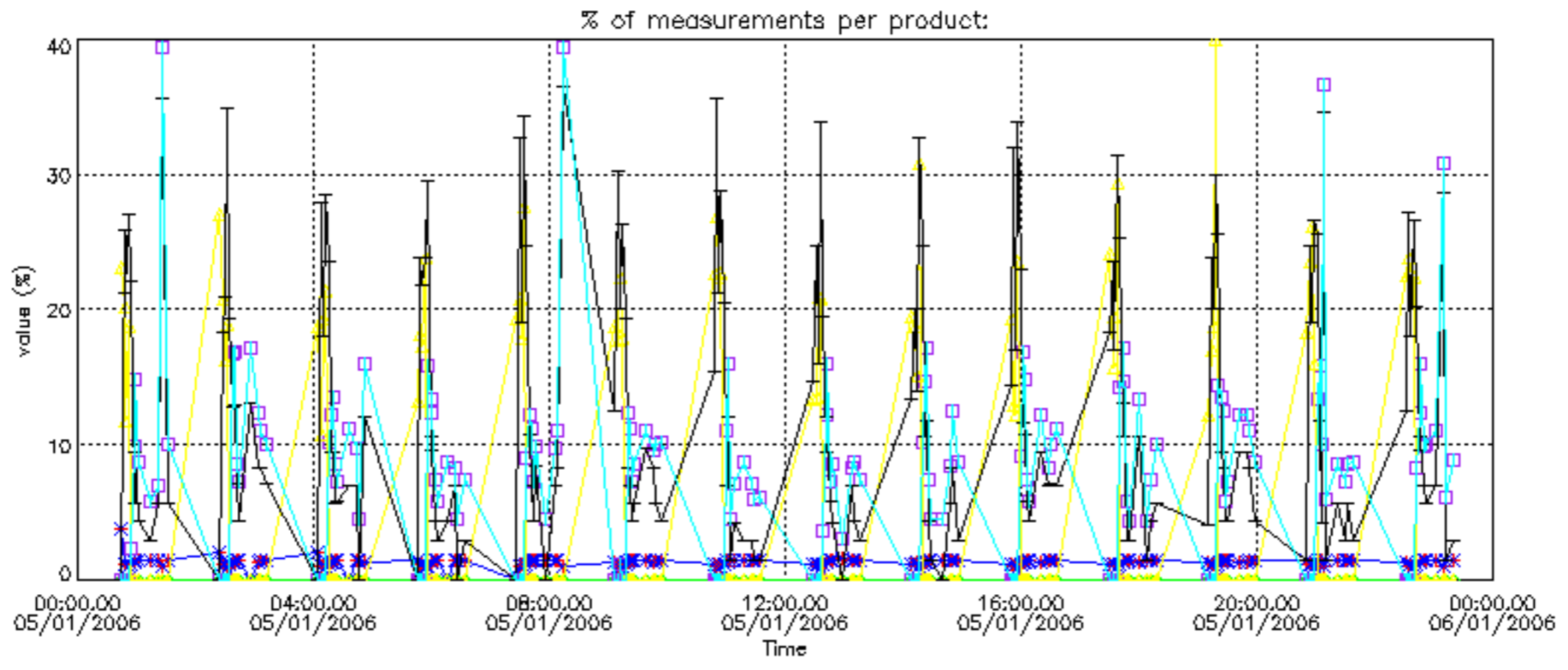
Percentage of flagged data per NO2 profile



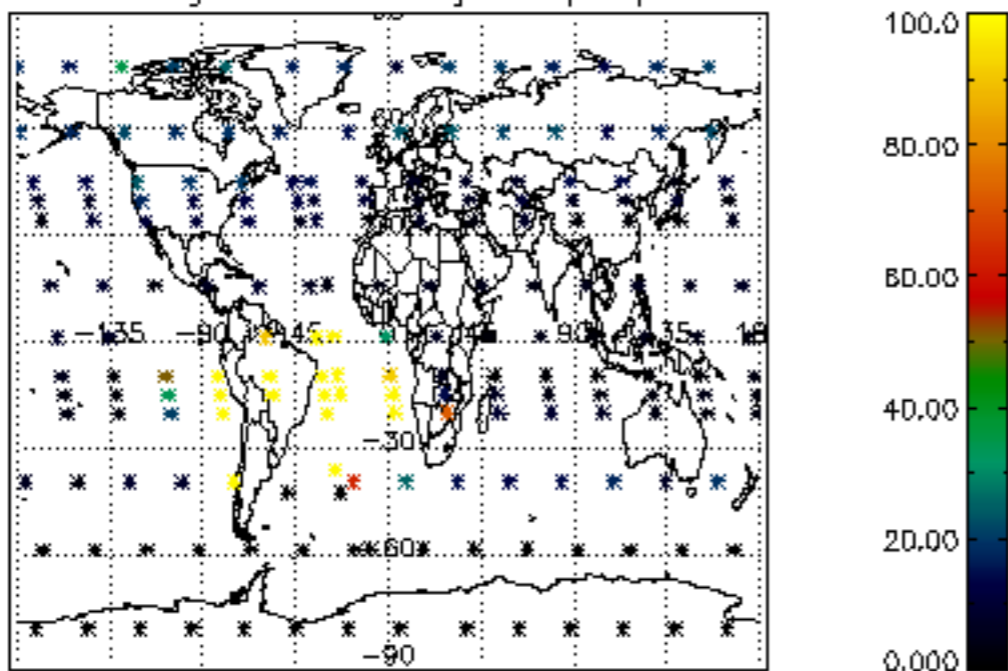
Percentage of flagged data per NO3 profile



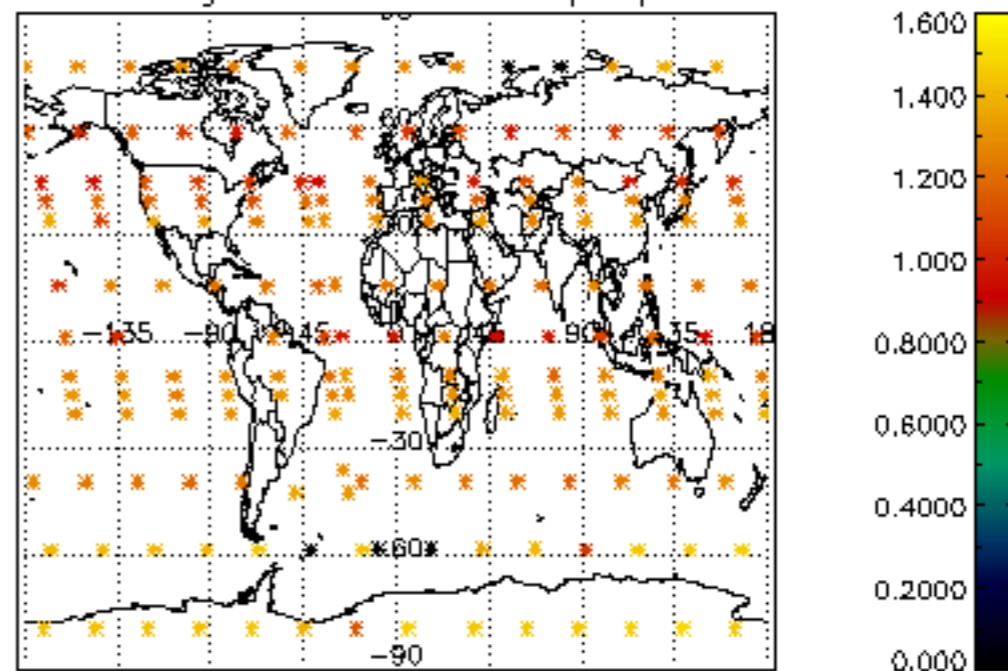




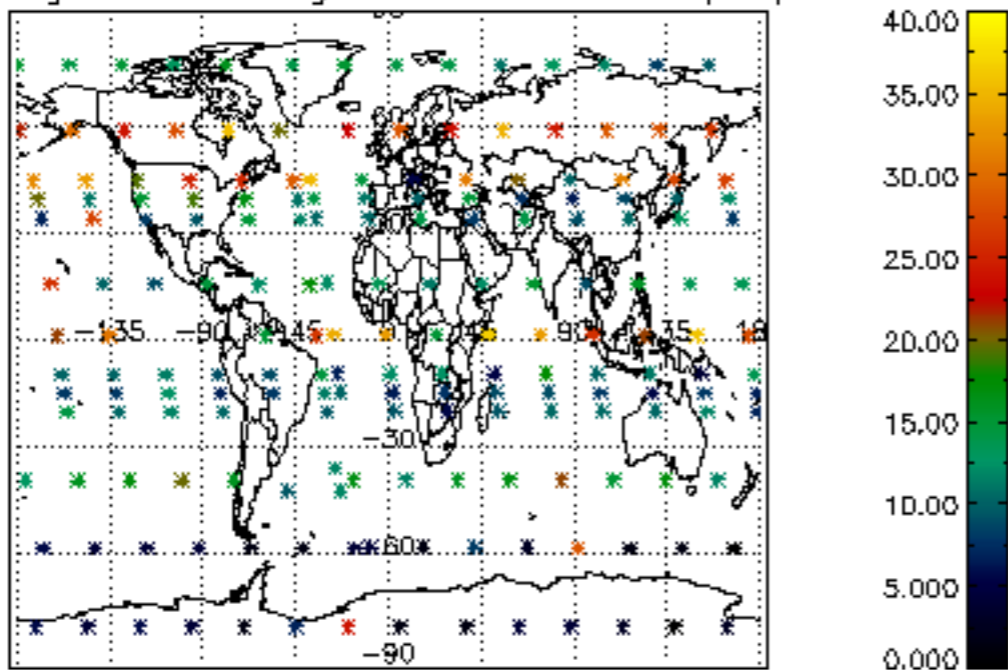
Percentage of cosmic ray hits per profile



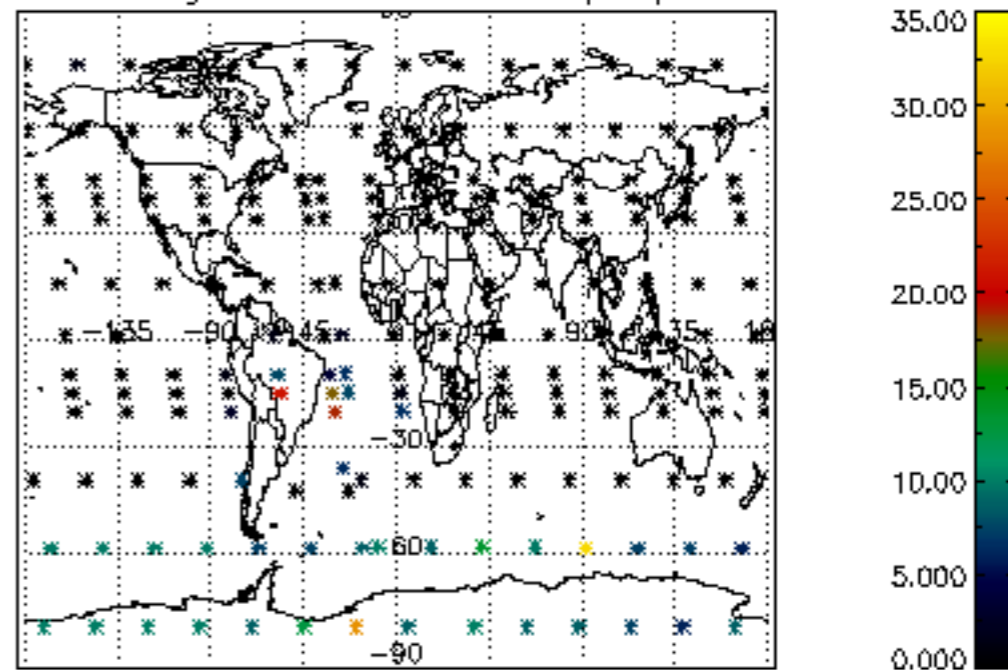
Percentage of datation errors per profile



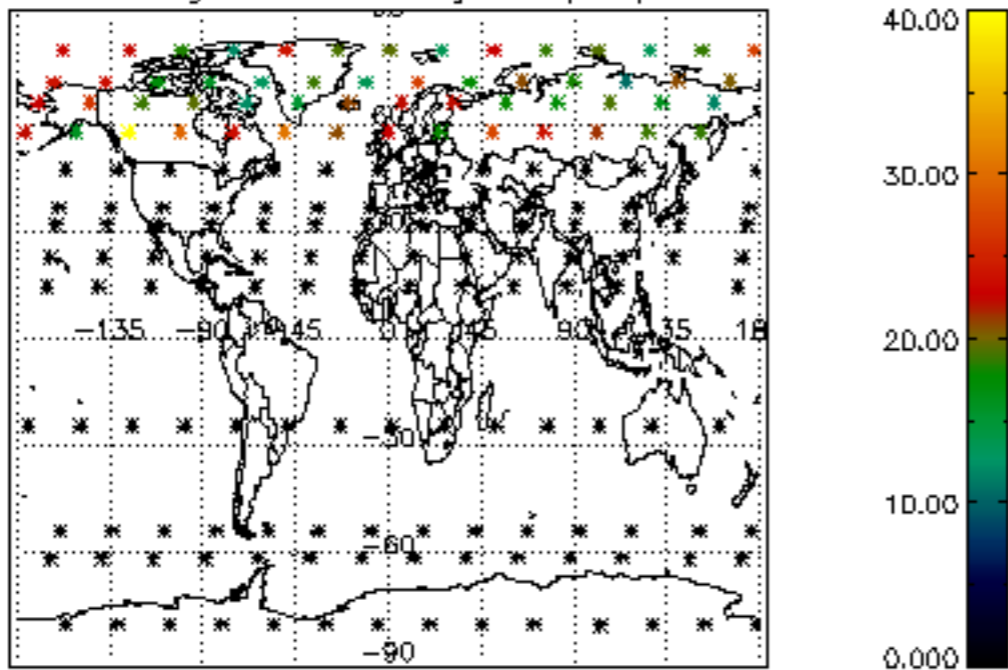
Percentage of star falling outside central band per profile



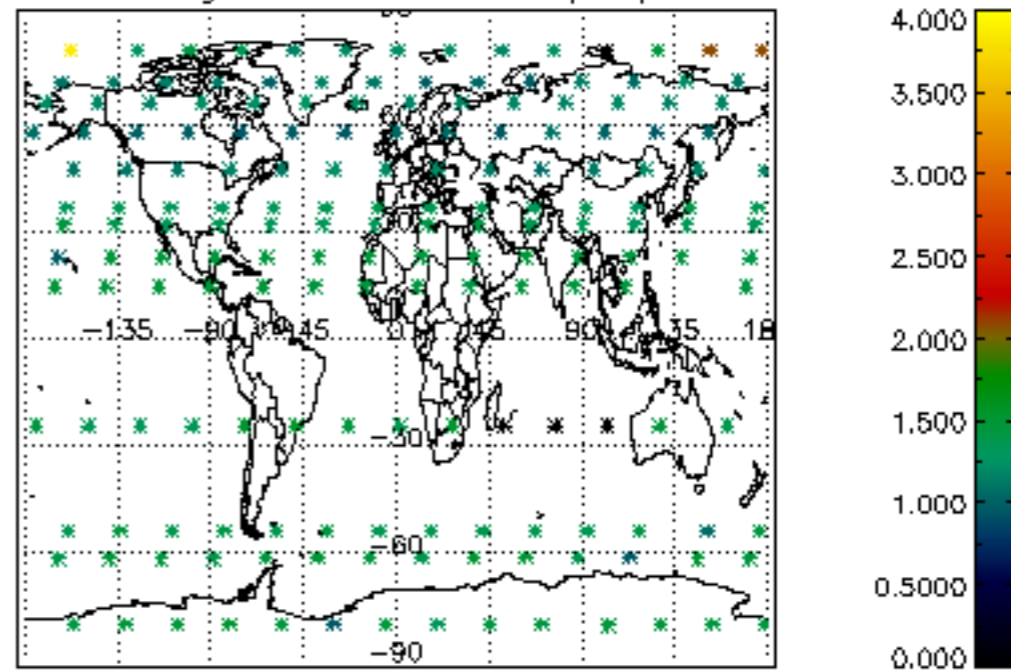
Percentage of saturation errors per profile



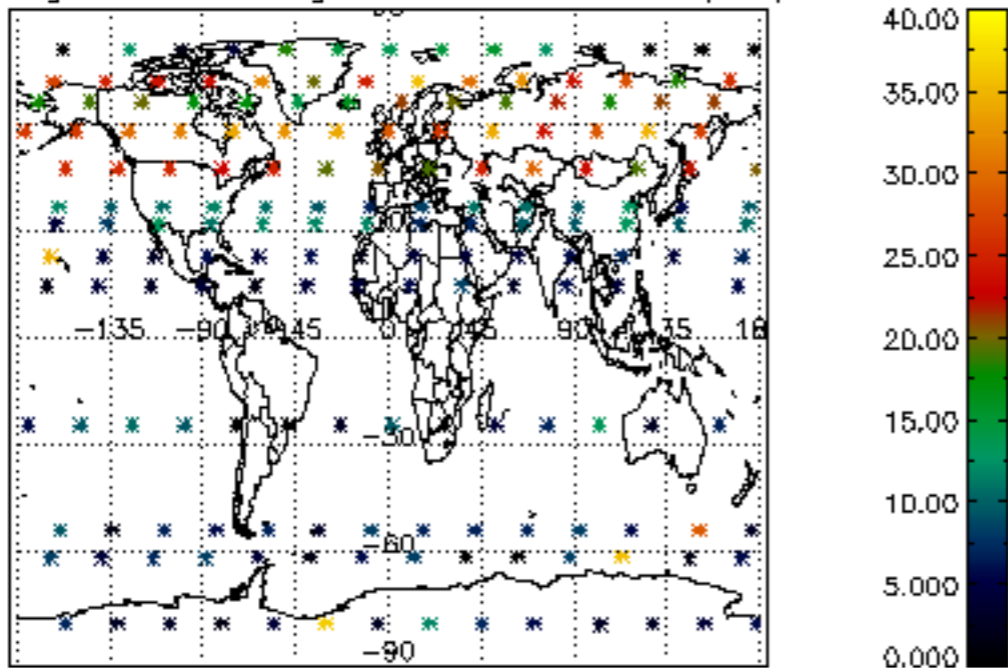
Percentage of cosmic ray hits per profile



Percentage of datation errors per profile



Percentage of star falling outside central band per profile



Percentage of saturation errors per profile

