

GOMOS Level 2 Daily Report

SUMMARY

[1. General Info](#)

[2. Summary of processed GOM_NL_2P products](#)

[3. Level 2 Quality information per product](#)

[3.1 Plot of level 2 quality information per product \(time dependant\)](#)

[3.2 Plot of level 2 quality information per product \(world map\)](#)

[4. Level 1 Quality information per product \(stored on level 2 products\)](#)

[4.1 Plot of level 1 quality information per product \(time dependant\)](#)

[4.1.1 Plot of level 1 quality information per product \(time dependant\): ASCENDING](#)

[4.1.2 Plot of level 1 quality information per product \(time dependant\): DESCENDING](#)

[4.2 Plot of level 1 quality information per product \(world map\)](#)

[4.2.1 Plot of level 1 quality information per product \(world map\): ASCENDING](#)

[4.2.2 Plot of level 1 quality information per product \(world map\): DESCENDING](#)

[5. Ozone profiles based on quality statistics and other trace gas profiles](#)

[5.1 Ozone statistics based on quality of products](#)

[5.2 Plot ozone profiles for all STD \(dark without errors\)](#)

[5.3 Plot ozone profiles where STD < 20% \(dark without errors\)](#)

[5.4. Plot ozone profiles where STD < 10% \(dark without errors\)](#)

[5.5. Plot ozone profiles where STD < 5% \(dark without errors\)](#)

[5.6 Plot NO2 profiles for all STD \(dark without errors\)](#)

[5.7 Plot NO3 profiles for all STD \(dark without errors\)](#)

[5.8 Plot H2O profiles \(only for occultations of stars 1,2,3,4,13,14,16,26,63 dark without errors\) for all STD](#)

[6. Auxiliary Data Files used for the production reported in section 2](#)

This report presents the daily analysis on parameters extracted from GOMOS level 2 data (GOM_NL__2P). It is intended to monitor some important parameters that will impact the quality of these products. A list of level 2 products (and content) that have arrived during the reporting day to the PCF is also given.

Item	Value
Time of report generation	22APR2013 11:37:07
Data source version	GOMOS/6.01
Start time of products	03-01-2006 (03JAN2006 00:00:00)
Stop time of products	04-01-2006 (04JAN2006 00:00:00)
Store outputs in DB	Yes
Nb of level 2 prods	399
Nb of prods with errors	1

2. Summary of processed GOM_NL__2P products.

Nr	Filename	UTC Start time	Limb	Duration	Star Id	Star Name	Star Mag	Star Temp	Nb Meas	Orbit	Prod. error
1	GOM_NL__2PRFIN20060103_000212_000000392044_00002_20096_6892.N1	03-JAN-2006 00:02:12	Straylight	38.500	108	Alp Col	2.6520	15200.	77	20096	No
2	GOM_NL__2PRFIN20060103_000648_000000422044_00002_20096_6893.N1	03-JAN-2006 00:06:48	Straylight	41.500	101	11Alp Lep	2.5820	7000.0	83	20096	No
3	GOM_NL__2PRFIN20060103_000939_000000512044_00002_20096_6894.N1	03-JAN-2006 00:09:39	Straylight	50.500	7	19Bet Ori	0.10000	14000.	101	20096	No
4	GOM_NL__2PRFIN20060103_001129_000000412044_00002_20096_6895.N1	03-JAN-2006 00:11:29	Straylight	41.000	30	46Eps Ori	1.6940	30000.	82	20096	No
5	GOM_NL__2PRFIN20060103_001341_000000442044_00002_20096_6896.N1	03-JAN-2006 00:13:41	Twilight_stray	43.500	27	24Gam Ori	1.6360	26000.	87	20096	No
6	GOM_NL__2PRFIN20060103_001652_000000482044_00002_20096_6897.N1	03-JAN-2006 00:16:52	Bright	48.000	13	87Alp Tau	0.86700	3800.0	96	20096	No
7	GOM_NL__2PRFIN20060103_002001_000000382044_00002_20096_6898.N1	03-JAN-2006 00:20:01	Bright	38.000	28	12Bet Tau	1.6500	15200.	76	20096	No
8	GOM_NL__2PRFIN20060103_002119_000000382044_00002_20096_6899.N1	03-JAN-2006 00:21:19	Bright	37.500	114	31ot Aur	2.6930	4600.0	75	20096	No
9	GOM_NL__2PRFIN20060103_002345_000000352044_00002_20096_6900.N1	03-JAN-2006 00:23:45	Bright	34.500	149	45Eps Per	2.8880	30000.	69	20096	No
10	GOM_NL__2PRFIN20060103_002603_000000342044_00002_20096_6901.N1	03-JAN-2006 00:26:03	Bright	33.500	175	39Del Per	3.0100	19400.	67	20096	No
11	GOM_NL__2PRFIN20060103_003709_000000322044_00002_20096_6902.N1	03-JAN-2006 00:37:09	Bright	32.000	49	1Alp UMi	1.9900	6300.0	64	20096	No
12	GOM_NL__2PRFIN20060103_004529_000000352044_00002_20096_6903.N1	03-JAN-2006 00:45:29	Bright	34.500	119	14Eta Dra	2.7270	4700.0	69	20096	No
13	GOM_NL__2PRFIN20060103_004739_000000332044_00002_20096_6904.N1	03-JAN-2006 00:47:39	Bright	33.000	130	23Bet Dra	2.7990	5800.0	66	20096	No
14	GOM_NL__2PRFIN20060103_005352_000000362044_00002_20096_6905.N1	03-JAN-2006 00:53:52	Bright	36.000	133	40Zet Her	2.8070	6000.0	72	20096	No
15	GOM_NL__2PRFIN20060103_005649_000000342044_00002_20096_6906.N1	03-JAN-2006 00:56:49	Bright	33.500	127	27Bet Her	2.7810	4700.0	67	20096	No
16	GOM_NL__2PRFIN20060103_010145_000000372044_00002_20096_6907.N1	03-JAN-2006 01:01:45	Bright	36.500	102	24Alp Ser	2.6000	4250.0	73	20096	No
17	GOM_NL__2PRFIN20060103_010403_000000342044_00002_20096_6908.N1	03-JAN-2006 01:04:03	Bright	33.500	120	1Del Oph	2.7340	3200.0	67	20096	No
18	GOM_NL__2PRFIN20060103_011614_000000392044_00002_20096_6909.N1	03-JAN-2006 01:16:14	Dark	39.000	109	Bet Lup	2.6770	26000.	78	20096	No
19	GOM_NL__2PRFIN20060103_011743_000000412044_00002_20096_6910.N1	03-JAN-2006 01:17:43	Dark	41.000	78	Alp Lup	2.3040	28000.	82	20096	No
20	GOM_NL__2PRFIN20060103_011917_000000422044_00002_20096_6911.N1	03-JAN-2006 01:19:17	Dark	41.500	95	Zet Cen	2.5450	26000.	83	20096	No
21	GOM_NL__2PRFIN20060103_012050_000000422044_00003_20097_6886.N1	03-JAN-2006 01:20:50	Dark	41.500	4	Alp1Cen	-0.010000	5800.0	83	20097	No
22	GOM_NL__2PRFIN20060103_012405_000000072044_00003_20097_6887.N1	03-JAN-2006 01:24:05	Dark	7.0000	26	Gam Cru	1.6240	2900.0	14	20097	No
23	GOM_NL__2PRFIN20060103_012446_000000412044_00003_20097_6888.N1	03-JAN-2006 01:24:46	Dark	41.000	12	Alp1Cru	0.77500	30000.	82	20097	No
24	GOM_NL__2PRFIN20060103_013000_000000392044_00003_20097_6889.N1	03-JAN-2006 01:30:00	Dark	38.500	29	Bet Car	1.6720	10200.	77	20097	No
25	GOM_NL__2PRFIN20060103_013128_000000402044_00003_20097_6890.N1	03-JAN-2006 01:31:28	Dark	39.500	71	1ot Car	2.2460	7700.0	79	20097	No
26	GOM_NL__2PRFIN20060103_013300_000000482044_00003_20097_6891.N1	03-JAN-2006 01:33:00	Dark	47.500	41	Eps Car	1.8600	4100.0	95	20097	No
27	GOM_NL__2PRFIN20060103_013708_000000452044_00003_20097_6892.N1	03-JAN-2006 01:37:08	Dark	45.000	2	Alp Car	-0.73600	7000.0	90	20097	No
28	GOM_NL__2PRFIN20060103_014248_000000392044_00003_20097_6893.N1	03-JAN-2006 01:42:48	Straylight	39.000	108	Alp Col	2.6520	15200.	78	20097	No
29	GOM_NL__2PRFIN20060103_014724_000000412044_00003_20097_6894.N1	03-JAN-2006 01:47:24	Straylight	41.000	101	11Alp Lep	2.5820	7000.0	82	20097	No
30	GOM_NL__2PRFIN20060103_015015_000000482044_00003_20097_6895.N1	03-JAN-2006 01:50:15	Straylight	47.500	7	19Bet Ori	0.10000	14000.	95	20097	No
31	GOM_NL__2PRFIN20060103_015205_000000432044_00003_20097_6896.N1	03-JAN-2006 01:52:05	Straylight	42.500	30	46Eps Ori	1.6940	30000.	85	20097	No
32	GOM_NL__2PRFIN20060103_015417_000000432044_00003_20097_6897.N1	03-JAN-2006 01:54:17	Twilight_stray	42.500	27	24Gam Ori	1.6360	26000.	85	20097	No
33	GOM_NL__2PRFIN20060103_015728_000000522044_00003_20097_6898.N1	03-JAN-2006 01:57:28	Bright	52.000	13	87Alp Tau	0.86700	3800.0	104	20097	No
34	GOM_NL__2PRFIN20060103_020037_000000392044_00003_20097_6899.N1	03-JAN-2006 02:00:37	Bright	38.500	28	12Bet Tau	1.6500	15200.	77	20097	No
35	GOM_NL__2PRFIN20060103_020155_000000382044_00003_20097_6900.N1	03-JAN-2006 02:01:55	Bright	38.000	114	31ot Aur	2.6930	4600.0	76	20097	No
36	GOM_NL__2PRFIN20060103_020421_000000342044_00003_20097_6901.N1	03-JAN-2006 02:04:21	Bright	34.000	149	45Eps Per	2.8880	30000.	68	20097	No
37	GOM_NL__2PRFIN20060103_020639_000000362044_00003_20097_6902.N1	03-JAN-2006 02:06:39	Bright	35.500	175	39Del Per	3.0100	19400.	71	20097	No
38	GOM_NL__2PRFIN20060103_021745_000000352044_00003_20097_6903.N1	03-JAN-2006 02:17:45	Bright	34.500	49	1Alp UMi	1.9900	6300.0	69	20097	No
39	GOM_NL__2PRFIN20060103_022605_000000362044_00003_20097_6904.N1	03-JAN-2006 02:26:05	Bright	36.000	119	14Eta Dra	2.7270	4700.0	72	20097	No
40	GOM_NL__2PRFIN20060103_022815_000000362044_00003_20097_6905.N1	03-JAN-2006 02:28:15	Bright	36.000	130	23Bet Dra	2.7990	5800.0	72	20097	No
41	GOM_NL__2PRFIN20060103_023428_000000342044_00003_20097_6906.N1	03-JAN-2006 02:34:28	Bright	34.000	133	40Zet Her	2.8070	6000.0	68	20097	No
42	GOM_NL__2PRFIN20060103_023725_000000352044_00003_20097_6907.N1	03-JAN-2006 02:37:25	Bright	34.500	127	27Bet Her	2.7810	4700.0	69	20097	No

43	GOM_NL__2PRFIN20060103_024221_000000372044_00003_20097_6908.N1	03-JAN-2006 02:42:21	Bright	36.500	102	24Alp Ser	2.6000	4250.0	73	20097	No
44	GOM_NL__2PRFIN20060103_024439_000000342044_00003_20097_6909.N1	03-JAN-2006 02:44:39	Bright	33.500	120	1Del Oph	2.7340	3200.0	67	20097	No
45	GOM_NL__2PRFIN20060103_025528_000000382044_00003_20097_6910.N1	03-JAN-2006 02:55:28	Dark	38.000	131	Gam Lup	2.8000	26000.	76	20097	No
46	GOM_NL__2PRFIN20060103_025651_000000392044_00003_20097_6911.N1	03-JAN-2006 02:56:51	Dark	38.500	109	Bet Lup	2.6770	26000.	77	20097	No
47	GOM_NL__2PRFIN20060103_025820_000000382044_00003_20097_6912.N1	03-JAN-2006 02:58:20	Dark	38.000	78	Alp Lup	2.3040	28000.	76	20097	No
48	GOM_NL__2PRFIN20060103_025953_000000402044_00003_20097_6913.N1	03-JAN-2006 02:59:53	Dark	40.000	95	Zet Cen	2.5450	26000.	80	20097	No
49	GOM_NL__2PRFIN20060103_030127_000000412044_00004_20098_6887.N1	03-JAN-2006 03:01:27	Dark	41.000	4	Alp1Cen	-0.010000	5800.0	82	20098	No
50	GOM_NL__2PRFIN20060103_030442_000000032044_00004_20098_6888.N1	03-JAN-2006 03:04:42	Dark	3.0000	26	Gam Cru	1.6240	2900.0	6	20098	No
51	GOM_NL__2PRFIN20060103_030523_000000392044_00004_20098_6889.N1	03-JAN-2006 03:05:23	Dark	39.000	12	Alp1Cru	0.77500	30000.	78	20098	No
52	GOM_NL__2PRFIN20060103_031036_000000422044_00004_20098_6890.N1	03-JAN-2006 03:10:36	Dark	41.500	29	Bet Car	1.6720	10200.	83	20098	No
53	GOM_NL__2PRFIN20060103_031204_000000432044_00004_20098_6891.N1	03-JAN-2006 03:12:04	Dark	42.500	71	lot Car	2.2460	7700.0	85	20098	No
54	GOM_NL__2PRFIN20060103_031337_000000442044_00004_20098_6892.N1	03-JAN-2006 03:13:37	Dark	43.500	41	Eps Car	1.8600	4100.0	87	20098	No
55	GOM_NL__2PRFIN20060103_031744_000000462044_00004_20098_6893.N1	03-JAN-2006 03:17:44	Dark	46.000	2	Alp Car	-0.73600	7000.0	92	20098	No
56	GOM_NL__2PRFIN20060103_032324_000000402044_00004_20098_6894.N1	03-JAN-2006 03:23:24	Straylight	40.000	108	Alp Col	2.6520	15200.	80	20098	No
57	GOM_NL__2PRFIN20060103_032800_000000412044_00004_20098_6895.N1	03-JAN-2006 03:28:00	Straylight	41.000	101	11Alp Lep	2.5820	7000.0	82	20098	No
58	GOM_NL__2PRFIN20060103_033051_000000432044_00004_20098_6896.N1	03-JAN-2006 03:30:51	Straylight	43.000	7	19Bet Ori	0.10000	14000.	86	20098	No
59	GOM_NL__2PRFIN20060103_033241_000000422044_00004_20098_6897.N1	03-JAN-2006 03:32:41	Straylight	41.500	30	46Eps Ori	1.6940	30000.	83	20098	No
60	GOM_NL__2PRFIN20060103_033453_000000422044_00004_20098_6898.N1	03-JAN-2006 03:34:53	Tw_i_and_stray	41.500	27	24Gam Ori	1.6360	26000.	83	20098	No
61	GOM_NL__2PRFIN20060103_033804_000000512044_00004_20098_6899.N1	03-JAN-2006 03:38:04	Bright	51.000	13	87Alp Tau	0.86700	3800.0	102	20098	No
62	GOM_NL__2PRFIN20060103_034113_000000372044_00004_20098_6900.N1	03-JAN-2006 03:41:13	Bright	36.500	28	12Bet Tau	1.6500	15200.	73	20098	No
63	GOM_NL__2PRFIN20060103_034231_000000372044_00004_20098_6901.N1	03-JAN-2006 03:42:31	Bright	36.500	114	3lot Aur	2.6930	4600.0	73	20098	No
64	GOM_NL__2PRFIN20060103_034457_000000352044_00004_20098_6902.N1	03-JAN-2006 03:44:57	Bright	35.000	149	45Eps Per	2.8880	30000.	70	20098	No
65	GOM_NL__2PRFIN20060103_034715_000000332044_00004_20098_6903.N1	03-JAN-2006 03:47:15	Bright	33.000	175	39Del Per	3.0100	19400.	66	20098	No
66	GOM_NL__2PRFIN20060103_035821_000000362044_00004_20098_6904.N1	03-JAN-2006 03:58:21	Bright	36.000	49	1Alp UMi	1.9900	6300.0	72	20098	No
67	GOM_NL__2PRFIN20060103_040641_000000362044_00004_20098_6905.N1	03-JAN-2006 04:06:41	Bright	35.500	119	14Eta Dra	2.7270	4700.0	71	20098	No
68	GOM_NL__2PRFIN20060103_040851_000000352044_00004_20098_6906.N1	03-JAN-2006 04:08:51	Bright	34.500	130	23Bet Dra	2.7990	5800.0	69	20098	No
69	GOM_NL__2PRFIN20060103_041504_000000362044_00004_20098_6907.N1	03-JAN-2006 04:15:04	Bright	35.500	133	40Zet Her	2.8070	6000.0	71	20098	No
70	GOM_NL__2PRFIN20060103_041801_000000342044_00004_20098_6908.N1	03-JAN-2006 04:18:01	Bright	33.500	127	27Bet Her	2.7810	4700.0	67	20098	No
71	GOM_NL__2PRFIN20060103_042258_000000362044_00004_20098_6909.N1	03-JAN-2006 04:22:58	Bright	36.000	102	24Alp Ser	2.6000	4250.0	72	20098	No
72	GOM_NL__2PRFIN20060103_042515_000000342044_00004_20098_6910.N1	03-JAN-2006 04:25:15	Bright	34.000	120	1Del Oph	2.7340	3200.0	68	20098	No
73	GOM_NL__2PRFIN20060103_043604_000000392044_00004_20098_6911.N1	03-JAN-2006 04:36:04	Dark	38.500	131	Gam Lup	2.8000	26000.	77	20098	No
74	GOM_NL__2PRFIN20060103_043727_000000392044_00004_20098_6912.N1	03-JAN-2006 04:37:27	Dark	38.500	109	Bet Lup	2.6770	26000.	77	20098	No
75	GOM_NL__2PRFIN20060103_043856_000000422044_00004_20098_6913.N1	03-JAN-2006 04:38:56	Dark	41.500	78	Alp Lup	2.3040	28000.	83	20098	No
76	GOM_NL__2PRFIN20060103_044030_000000402044_00004_20098_6914.N1	03-JAN-2006 04:40:30	Dark	39.500	95	Zet Cen	2.5450	26000.	79	20098	No
77	GOM_NL__2PRFIN20060103_044203_000000532044_00005_20099_6909.N1	03-JAN-2006 04:42:03	Dark	53.000	4	Alp1Cen	-0.010000	5800.0	106	20099	No
78	GOM_NL__2PRFIN20060103_044518_000000032044_00005_20099_6910.N1	03-JAN-2006 04:45:18	Dark	3.0000	26	Gam Cru	1.6240	2900.0	6	20099	No
79	GOM_NL__2PRFIN20060103_044559_000000432044_00005_20099_6911.N1	03-JAN-2006 04:45:59	Dark	42.500	12	Alp1Cru	0.77500	30000.	85	20099	No
80	GOM_NL__2PRFIN20060103_045112_000000392044_00005_20099_6912.N1	03-JAN-2006 04:51:12	Dark	39.000	29	Bet Car	1.6720	10200.	78	20099	No
81	GOM_NL__2PRFIN20060103_045241_000000442044_00005_20099_6913.N1	03-JAN-2006 04:52:41	Dark	44.000	71	lot Car	2.2460	7700.0	88	20099	No
82	GOM_NL__2PRFIN20060103_045413_000000522044_00005_20099_6914.N1	03-JAN-2006 04:54:13	Dark	51.500	41	Eps Car	1.8600	4100.0	103	20099	No
83	GOM_NL__2PRFIN20060103_045821_000000452044_00005_20099_6915.N1	03-JAN-2006 04:58:21	Dark	44.500	2	Alp Car	-0.73600	7000.0	89	20099	No
84	GOM_NL__2PRFIN20060103_050401_000000382044_00005_20099_6916.N1	03-JAN-2006 05:04:01	Straylight	37.500	108	Alp Col	2.6520	15200.	75	20099	No
85	GOM_NL__2PRFIN20060103_050836_000000412044_00005_20099_6917.N1	03-JAN-2006 05:08:36	Straylight	41.000	101	11Alp Lep	2.5820	7000.0	82	20099	No
86	GOM_NL__2PRFIN20060103_051128_000000462044_00005_20099_6918.N1	03-JAN-2006 05:11:28	Straylight	45.500	7	19Bet Ori	0.10000	14000.	91	20099	No
87	GOM_NL__2PRFIN20060103_051317_000000422044_00005_20099_6919.N1	03-JAN-2006 05:13:17	Straylight	41.500	30	46Eps Ori	1.6940	30000.	83	20099	No
88	GOM_NL__2PRFIN20060103_051529_000000422044_00005_20099_6920.N1	03-JAN-2006 05:15:29	Tw_i_and_stray	42.000	27	24Gam Ori	1.6360	26000.	84	20099	No
89	GOM_NL__2PRFIN20060103_051840_000000482044_00005_20099_6921.N1	03-JAN-2006 05:18:40	Bright	48.000	13	87Alp Tau	0.86700	3800.0	96	20099	No
90	GOM_NL__2PRFIN20060103_052149_000000412044_00005_20099_6922.N1	03-JAN-2006 05:21:49	Bright	41.000	28	12Bet Tau	1.6500	15200.	82	20099	No
91	GOM_NL__2PRFIN20060103_052307_000000372044_00005_20099_6923.N1	03-JAN-2006 05:23:07	Bright	37.000	114	3lot Aur	2.6930	4600.0	74	20099	No
92	GOM_NL__2PRFIN20060103_052534_000000352044_00005_20099_6924.N1	03-JAN-2006 05:25:34	Bright	34.500	149	45Eps Per	2.8880	30000.	69	20099	No
93	GOM_NL__2PRFIN20060103_052752_000000352044_00005_20099_6925.N1	03-JAN-2006 05:27:52	Bright	35.000	175	39Del Per	3.0100	19400.	70	20099	No
94	GOM_NL__2PRFIN20060103_053857_000000362044_00005_20099_6926.N1	03-JAN-2006 05:38:57	Bright	35.500	49	1Alp UMi	1.9900	6300.0	71	20099	No
95	GOM_NL__2PRFIN20060103_054717_000000362044_00005_20099_6927.N1	03-JAN-2006 05:47:17	Bright	36.000	119	14Eta Dra	2.7270	4700.0	72	20099	No
96	GOM_NL__2PRFIN20060103_054927_000000372044_00005_20099_6928.N1	03-JAN-2006 05:49:27	Bright	36.500	130	23Bet Dra	2.7990	5800.0	73	20099	No
97	GOM_NL__2PRFIN20060103_055541_000000352044_00005_20099_6929.N1	03-JAN-2006 05:55:41	Bright	34.500	133	40Zet Her	2.8070	6000.0	69	20099	No
98	GOM_NL__2PRFIN20060103_055838_000000342044_00005_20099_6930.N1	03-JAN-2006 05:58:38	Bright	34.000	127	27Bet Her	2.7810	4700.0	68	20099	No
99	GOM_NL__2PRFIN20060103_060334_000000362044_00005_20099_6931.N1	03-JAN-2006 06:03:34	Bright	35.500	102	24Alp Ser	2.6000	4250.0	71	20099	No
100	GOM_NL__2PRFIN20060103_060551_000000352044_00005_20099_6932.N1	03-JAN-2006 06:05:51	Bright	35.000	120	1Del Oph	2.7340	3200.0	70	20099	No
101	GOM_NL__2PRFIN20060103_061641_000000382044_00005_20099_6933.N1	03-JAN-2006 06:16:41	Dark	38.000	131	Gam Lup	2.8000	26000.	76	20099	No

102	GOM_NL__2PRFIN20060103_061803_000000392044_00005_20099_6934.N1	03-JAN-2006 06:18:03	Dark	38.500	109	Bet Lup	2.6770	26000.	77	20099	No
103	GOM_NL__2PRFIN20060103_061932_000000392044_00005_20099_6935.N1	03-JAN-2006 06:19:32	Dark	38.500	78	Alp Lup	2.3040	28000.	77	20099	No
104	GOM_NL__2PRFIN20060103_062106_000000422044_00005_20099_6936.N1	03-JAN-2006 06:21:06	Dark	41.500	95	Zet Cen	2.5450	26000.	83	20099	No
105	GOM_NL__2PRFIN20060103_062239_000000462044_00006_20100_6910.N1	03-JAN-2006 06:22:39	Dark	45.500	4	Alp1Cen	-0.010000	5800.0	91	20100	No
106	GOM_NL__2PRFIN20060103_062636_000000492044_00006_20100_6911.N1	03-JAN-2006 06:26:36	Dark	49.000	12	Alp1Cru	0.77500	30000.	98	20100	No
107	GOM_NL__2PRFIN20060103_063149_000000462044_00006_20100_6912.N1	03-JAN-2006 06:31:49	Dark	46.000	29	Bet Car	1.6720	10200.	92	20100	No
108	GOM_NL__2PRFIN20060103_063317_000000432044_00006_20100_6913.N1	03-JAN-2006 06:33:17	Dark	43.000	71	lot Car	2.2460	7700.0	86	20100	No
109	GOM_NL__2PRFIN20060103_063449_000000522044_00006_20100_6914.N1	03-JAN-2006 06:34:49	Dark	52.000	41	Eps Car	1.8600	4100.0	104	20100	No
110	GOM_NL__2PRFIN20060103_063857_000000462044_00006_20100_6915.N1	03-JAN-2006 06:38:57	Dark	45.500	2	Alp Car	-0.73600	7000.0	91	20100	No
111	GOM_NL__2PRFIN20060103_064437_000000402044_00006_20100_6916.N1	03-JAN-2006 06:44:37	Straylight	39.500	108	Alp Col	2.6520	15200.	79	20100	No
112	GOM_NL__2PRFIN20060103_064913_000000402044_00006_20100_6917.N1	03-JAN-2006 06:49:13	Straylight	40.000	101	11Alp Lep	2.5820	7000.0	80	20100	No
113	GOM_NL__2PRFIN20060103_065204_000000482044_00006_20100_6918.N1	03-JAN-2006 06:52:04	Straylight	48.000	7	19Bet Ori	0.10000	14000.	96	20100	No
114	GOM_NL__2PRFIN20060103_065353_000000412044_00006_20100_6919.N1	03-JAN-2006 06:53:53	Straylight	41.000	30	46Eps Ori	1.6940	30000.	82	20100	No
115	GOM_NL__2PRFIN20060103_065605_000000442044_00006_20100_6920.N1	03-JAN-2006 06:56:05	Tw_i_and_stray	43.500	27	24Gam Ori	1.6360	26000.	87	20100	No
116	GOM_NL__2PRFIN20060103_065916_000000452044_00006_20100_6921.N1	03-JAN-2006 06:59:16	Bright	45.000	13	87Alp Tau	0.86700	3800.0	90	20100	No
117	GOM_NL__2PRFIN20060103_070225_000000372044_00006_20100_6922.N1	03-JAN-2006 07:02:25	Bright	36.500	28	12Bet Tau	1.6500	15200.	73	20100	No
118	GOM_NL__2PRFIN20060103_070343_000000382044_00006_20100_6923.N1	03-JAN-2006 07:03:43	Bright	37.500	114	3lot Aur	2.6930	4600.0	75	20100	No
119	GOM_NL__2PRFIN20060103_070610_000000342044_00006_20100_6924.N1	03-JAN-2006 07:06:10	Bright	33.500	149	45Eps Per	2.8880	30000.	67	20100	No
120	GOM_NL__2PRFIN20060103_070828_000000342044_00006_20100_6925.N1	03-JAN-2006 07:08:28	Bright	34.000	175	39Del Per	3.0100	19400.	68	20100	No
121	GOM_NL__2PRFIN20060103_071933_000000372044_00006_20100_6926.N1	03-JAN-2006 07:19:33	Bright	36.500	49	1Alp UMi	1.9900	6300.0	73	20100	No
122	GOM_NL__2PRFIN20060103_072753_000000362044_00006_20100_6927.N1	03-JAN-2006 07:27:53	Bright	35.500	119	14Eta Dra	2.7270	4700.0	71	20100	No
123	GOM_NL__2PRFIN20060103_073004_000000372044_00006_20100_6928.N1	03-JAN-2006 07:30:04	Bright	36.500	130	23Bet Dra	2.7990	5800.0	73	20100	No
124	GOM_NL__2PRFIN20060103_073617_000000342044_00006_20100_6929.N1	03-JAN-2006 07:36:17	Bright	33.500	133	40Zet Her	2.8070	6000.0	67	20100	No
125	GOM_NL__2PRFIN20060103_073914_000000342044_00006_20100_6930.N1	03-JAN-2006 07:39:14	Bright	34.000	127	27Bet Her	2.7810	4700.0	68	20100	No
126	GOM_NL__2PRFIN20060103_074410_000000372044_00006_20100_6931.N1	03-JAN-2006 07:44:10	Bright	37.000	102	24Alp Ser	2.6000	4250.0	74	20100	No
127	GOM_NL__2PRFIN20060103_074627_000000342044_00006_20100_6932.N1	03-JAN-2006 07:46:27	Bright	34.000	120	1Del Oph	2.7340	3200.0	68	20100	No
128	GOM_NL__2PRFIN20060103_075152_000000422044_00006_20100_6933.N1	03-JAN-2006 07:51:52	Bright	41.500	80	7Del Sco	2.3160	30000.	83	20100	No
129	GOM_NL__2PRFIN20060103_075717_000000372044_00006_20100_6934.N1	03-JAN-2006 07:57:17	Dark	37.000	131	Gam Lup	2.8000	26000.	74	20100	No
130	GOM_NL__2PRFIN20060103_075840_000000382044_00006_20100_6935.N1	03-JAN-2006 07:58:40	Dark	38.000	109	Bet Lup	2.6770	26000.	76	20100	No
131	GOM_NL__2PRFIN20060103_080009_000000402044_00006_20100_6936.N1	03-JAN-2006 08:00:09	Dark	39.500	78	Alp Lup	2.3040	28000.	79	20100	No
132	GOM_NL__2PRFIN20060103_080143_000000392044_00006_20100_6937.N1	03-JAN-2006 08:01:43	Dark	39.000	95	Zet Cen	2.5450	26000.	78	20100	No
133	GOM_NL__2PRFIN20060103_080712_000000492044_00007_20101_6911.N1	03-JAN-2006 08:07:12	Dark	49.000	12	Alp1Cru	0.77500	30000.	98	20101	No
134	GOM_NL__2PRFIN20060103_081225_000000382044_00007_20101_6912.N1	03-JAN-2006 08:12:25	Dark	37.500	29	Bet Car	1.6720	10200.	75	20101	No
135	GOM_NL__2PRFIN20060103_081354_000000402044_00007_20101_6913.N1	03-JAN-2006 08:13:54	Dark	40.000	71	lot Car	2.2460	7700.0	80	20101	No
136	GOM_NL__2PRFIN20060103_081526_000000522044_00007_20101_6914.N1	03-JAN-2006 08:15:26	Dark	51.500	41	Eps Car	1.8600	4100.0	103	20101	No
137	GOM_NL__2PRFIN20060103_081933_000000442044_00007_20101_6915.N1	03-JAN-2006 08:19:33	Dark	44.000	2	Alp Car	-0.73600	7000.0	88	20101	No
138	GOM_NL__2PRFIN20060103_082513_000000382044_00007_20101_6916.N1	03-JAN-2006 08:25:13	Straylight	37.500	108	Alp Col	2.6520	15200.	75	20101	No
139	GOM_NL__2PRFIN20060103_082949_000000392044_00007_20101_6917.N1	03-JAN-2006 08:29:49	Straylight	38.500	101	11Alp Lep	2.5820	7000.0	77	20101	No
140	GOM_NL__2PRFIN20060103_083240_000000502044_00007_20101_6918.N1	03-JAN-2006 08:32:40	Straylight	49.500	7	19Bet Ori	0.10000	14000.	99	20101	No
141	GOM_NL__2PRFIN20060103_083429_000000422044_00007_20101_6919.N1	03-JAN-2006 08:34:29	Straylight	41.500	30	46Eps Ori	1.6940	30000.	83	20101	No
142	GOM_NL__2PRFIN20060103_083641_000000412044_00007_20101_6920.N1	03-JAN-2006 08:36:41	Tw_i_and_stray	40.500	27	24Gam Ori	1.6360	26000.	81	20101	No
143	GOM_NL__2PRFIN20060103_083952_000000482044_00007_20101_6921.N1	03-JAN-2006 08:39:52	Bright	47.500	13	87Alp Tau	0.86700	3800.0	95	20101	No
144	GOM_NL__2PRFIN20060103_084301_000000372044_00007_20101_6922.N1	03-JAN-2006 08:43:01	Bright	37.000	28	12Bet Tau	1.6500	15200.	74	20101	No
145	GOM_NL__2PRFIN20060103_084419_000000372044_00007_20101_6923.N1	03-JAN-2006 08:44:19	Bright	36.500	114	3lot Aur	2.6930	4600.0	73	20101	No
146	GOM_NL__2PRFIN20060103_084646_000000342044_00007_20101_6924.N1	03-JAN-2006 08:46:46	Bright	34.000	149	45Eps Per	2.8880	30000.	68	20101	No
147	GOM_NL__2PRFIN20060103_084904_000000342044_00007_20101_6925.N1	03-JAN-2006 08:49:04	Bright	34.000	175	39Del Per	3.0100	19400.	68	20101	No
148	GOM_NL__2PRFIN20060103_090009_000000332044_00007_20101_6926.N1	03-JAN-2006 09:00:09	Bright	33.000	49	1Alp UMi	1.9900	6300.0	66	20101	No
149	GOM_NL__2PRFIN20060103_090829_000000362044_00007_20101_6927.N1	03-JAN-2006 09:08:29	Bright	35.500	119	14Eta Dra	2.7270	4700.0	71	20101	No
150	GOM_NL__2PRFIN20060103_091040_000000362044_00007_20101_6928.N1	03-JAN-2006 09:10:40	Bright	36.000	130	23Bet Dra	2.7990	5800.0	72	20101	No
151	GOM_NL__2PRFIN20060103_091653_000000342044_00007_20101_6929.N1	03-JAN-2006 09:16:53	Bright	34.000	133	40Zet Her	2.8070	6000.0	68	20101	No
152	GOM_NL__2PRFIN20060103_091950_000000352044_00007_20101_6930.N1	03-JAN-2006 09:19:50	Bright	34.500	127	27Bet Her	2.7810	4700.0	69	20101	No
153	GOM_NL__2PRFIN20060103_092446_000000372044_00007_20101_6931.N1	03-JAN-2006 09:24:46	Bright	36.500	102	24Alp Ser	2.6000	4250.0	73	20101	No
154	GOM_NL__2PRFIN20060103_092704_000000342044_00007_20101_6932.N1	03-JAN-2006 09:27:04	Bright	33.500	120	1Del Oph	2.7340	3200.0	67	20101	No
155	GOM_NL__2PRFIN20060103_093228_000000412044_00007_20101_6933.N1	03-JAN-2006 09:32:28	Bright	40.500	80	7Del Sco	2.3160	30000.	81	20101	No
156	GOM_NL__2PRFIN20060103_093753_000000382044_00007_20101_6934.N1	03-JAN-2006 09:37:53	Dark	37.500	131	Gam Lup	2.8000	26000.	75	20101	No
157	GOM_NL__2PRFIN20060103_093916_000000392044_00007_20101_6935.N1	03-JAN-2006 09:39:16	Dark	39.000	109	Bet Lup	2.6770	26000.	78	20101	No
158	GOM_NL__2PRFIN20060103_094045_000000392044_00007_20101_6936.N1	03-JAN-2006 09:40:45	Dark	38.500	78	Alp Lup	2.3040	28000.	77	20101	No
159	GOM_NL__2PRFIN20060103_094220_000000392044_00007_20101_6937.N1	03-JAN-2006 09:42:20	Dark	39.000	95	Zet Cen	2.5450	26000.	78	20101	No
160	GOM_NL__2PRFIN20060103_094749_000000412044_00008_20102_6912.N1	03-JAN-2006 09:47:49	Dark	41.000	12	Alp1Cru	0.77500	30000.	82	20102	No

161	GOM_NL__2PRFIN20060103_095301_000000392044_00008_20102_6913.N1	03-JAN-2006 09:53:01	Dark	38.500	29	Bet Car	1.6720	10200.	77	20102	No
162	GOM_NL__2PRFIN20060103_095430_000000482044_00008_20102_6914.N1	03-JAN-2006 09:54:30	Dark	47.500	71	lot Car	2.2460	7700.0	95	20102	No
163	GOM_NL__2PRFIN20060103_095602_000000472044_00008_20102_6915.N1	03-JAN-2006 09:56:02	Dark	47.000	41	Eps Car	1.8600	4100.0	94	20102	No
164	GOM_NL__2PRFIN20060103_100009_000000442044_00008_20102_6916.N1	03-JAN-2006 10:00:09	Dark	44.000	2	Alp Car	-0.73600	7000.0	88	20102	No
165	GOM_NL__2PRFIN20060103_100549_000000392044_00008_20102_6917.N1	03-JAN-2006 10:05:49	Straylight	39.000	108	Alp Col	2.6520	15200.	78	20102	No
166	GOM_NL__2PRFIN20060103_101025_000000422044_00008_20102_6918.N1	03-JAN-2006 10:10:25	Dark	41.500	101	11Alp Lep	2.5820	7000.0	83	20102	Yes
167	GOM_NL__2PRFIN20060103_101316_000000452044_00008_20102_6919.N1	03-JAN-2006 10:13:16	Straylight	44.500	7	19Bet Ori	0.10000	14000.	89	20102	No
168	GOM_NL__2PRFIN20060103_101505_000000412044_00008_20102_6920.N1	03-JAN-2006 10:15:05	Straylight	41.000	30	46Eps Ori	1.6940	30000.	82	20102	No
169	GOM_NL__2PRFIN20060103_101717_000000412044_00008_20102_6921.N1	03-JAN-2006 10:17:17	Tw_i_and_stray	41.000	27	24Gam Ori	1.6360	26000.	82	20102	No
170	GOM_NL__2PRFIN20060103_102028_000000452044_00008_20102_6922.N1	03-JAN-2006 10:20:28	Bright	44.500	13	87Alp Tau	0.86700	3800.0	89	20102	No
171	GOM_NL__2PRFIN20060103_102337_000000372044_00008_20102_6923.N1	03-JAN-2006 10:23:37	Bright	36.500	28	12Bet Tau	1.6500	15200.	73	20102	No
172	GOM_NL__2PRFIN20060103_102455_000000362044_00008_20102_6924.N1	03-JAN-2006 10:24:55	Bright	35.500	114	3lot Aur	2.6930	4600.0	71	20102	No
173	GOM_NL__2PRFIN20060103_102722_000000342044_00008_20102_6925.N1	03-JAN-2006 10:27:22	Bright	34.000	149	45Eps Per	2.8880	30000.	68	20102	No
174	GOM_NL__2PRFIN20060103_102940_000000352044_00008_20102_6926.N1	03-JAN-2006 10:29:40	Bright	35.000	175	39Del Per	3.0100	19400.	70	20102	No
175	GOM_NL__2PRFIN20060103_104045_000000342044_00008_20102_6927.N1	03-JAN-2006 10:40:45	Bright	34.000	49	1Alp UMi	1.9900	6300.0	68	20102	No
176	GOM_NL__2PRFIN20060103_104904_000000372044_00008_20102_6928.N1	03-JAN-2006 10:49:04	Bright	37.000	119	14Eta Dra	2.7270	4700.0	74	20102	No
177	GOM_NL__2PRFIN20060103_105116_000000362044_00008_20102_6929.N1	03-JAN-2006 10:51:16	Bright	35.500	130	23Bet Dra	2.7990	5800.0	71	20102	No
178	GOM_NL__2PRFIN20060103_105729_000000522044_00008_20102_6930.N1	03-JAN-2006 10:57:29	Bright	52.000	133	40Zet Her	2.8070	6000.0	104	20102	No
179	GOM_NL__2PRFIN20060103_110026_000000362044_00008_20102_6931.N1	03-JAN-2006 11:00:26	Bright	35.500	127	27Bet Her	2.7810	4700.0	71	20102	No
180	GOM_NL__2PRFIN20060103_110523_000000372044_00008_20102_6932.N1	03-JAN-2006 11:05:23	Bright	37.000	102	24Alp Ser	2.6000	4250.0	74	20102	No
181	GOM_NL__2PRFIN20060103_110740_000000342044_00008_20102_6933.N1	03-JAN-2006 11:07:40	Bright	34.000	120	1Del Oph	2.7340	3200.0	68	20102	No
182	GOM_NL__2PRFIN20060103_111403_000000382044_00008_20102_6934.N1	03-JAN-2006 11:14:03	Tw_i_and_stray	37.500	158	6Pi Sco	2.9060	28000.	75	20102	No
183	GOM_NL__2PRFIN20060103_111829_000000382044_00008_20102_6935.N1	03-JAN-2006 11:18:29	Dark	37.500	131	Gam Lup	2.8000	26000.	75	20102	No
184	GOM_NL__2PRFIN20060103_111952_000000372044_00008_20102_6936.N1	03-JAN-2006 11:19:52	Dark	37.000	109	Bet Lup	2.6770	26000.	74	20102	No
185	GOM_NL__2PRFIN20060103_112121_000000382044_00008_20102_6937.N1	03-JAN-2006 11:21:21	Dark	37.500	78	Alp Lup	2.3040	28000.	75	20102	No
186	GOM_NL__2PRFIN20060103_112256_000000322044_00008_20102_6938.N1	03-JAN-2006 11:22:56	Dark	32.000	95	Zet Cen	2.5450	26000.	64	20102	No
187	GOM_NL__2PRFIN20060103_112428_000000532044_00009_20103_6913.N1	03-JAN-2006 11:24:28	Dark	52.500	4	Alp1Cen	-0.010000	5800.0	105	20103	No
188	GOM_NL__2PRFIN20060103_112825_000000402044_00009_20103_6914.N1	03-JAN-2006 11:28:25	Dark	40.000	12	Alp1Cru	0.77500	30000.	80	20103	No
189	GOM_NL__2PRFIN20060103_113337_000000362044_00009_20103_6915.N1	03-JAN-2006 11:33:37	Dark	35.500	29	Bet Car	1.6720	10200.	71	20103	No
190	GOM_NL__2PRFIN20060103_113507_000000402044_00009_20103_6916.N1	03-JAN-2006 11:35:07	Dark	39.500	71	lot Car	2.2460	7700.0	79	20103	No
191	GOM_NL__2PRFIN20060103_113638_000000482044_00009_20103_6917.N1	03-JAN-2006 11:36:38	Dark	48.000	41	Eps Car	1.8600	4100.0	96	20103	No
192	GOM_NL__2PRFIN20060103_114045_000000462044_00009_20103_6918.N1	03-JAN-2006 11:40:45	Dark	46.000	2	Alp Car	-0.73600	7000.0	92	20103	No
193	GOM_NL__2PRFIN20060103_114625_000000352044_00009_20103_6919.N1	03-JAN-2006 11:46:25	Straylight	34.500	108	Alp Col	2.6520	15200.	69	20103	No
194	GOM_NL__2PRFIN20060103_115101_000000412044_00009_20103_6920.N1	03-JAN-2006 11:51:01	Straylight	40.500	101	11Alp Lep	2.5820	7000.0	81	20103	No
195	GOM_NL__2PRFIN20060103_115352_000000462044_00009_20103_6921.N1	03-JAN-2006 11:53:52	Straylight	45.500	7	19Bet Ori	0.10000	14000.	91	20103	No
196	GOM_NL__2PRFIN20060103_115541_000000432044_00009_20103_6922.N1	03-JAN-2006 11:55:41	Straylight	43.000	30	46Eps Ori	1.6940	30000.	86	20103	No
197	GOM_NL__2PRFIN20060103_115753_000000412044_00009_20103_6923.N1	03-JAN-2006 11:57:53	Tw_i_and_stray	40.500	27	24Gam Ori	1.6360	26000.	81	20103	No
198	GOM_NL__2PRFIN20060103_120104_000000432044_00009_20103_6924.N1	03-JAN-2006 12:01:04	Bright	43.000	13	87Alp Tau	0.86700	3800.0	86	20103	No
199	GOM_NL__2PRFIN20060103_120412_000000382044_00009_20103_6925.N1	03-JAN-2006 12:04:12	Bright	37.500	28	12Bet Tau	1.6500	15200.	75	20103	No
200	GOM_NL__2PRFIN20060103_120531_000000362044_00009_20103_6926.N1	03-JAN-2006 12:05:31	Bright	36.000	114	3lot Aur	2.6930	4600.0	72	20103	No
201	GOM_NL__2PRFIN20060103_120758_000000352044_00009_20103_6927.N1	03-JAN-2006 12:07:58	Bright	34.500	149	45Eps Per	2.8880	30000.	69	20103	No
202	GOM_NL__2PRFIN20060103_121016_000000352044_00009_20103_6928.N1	03-JAN-2006 12:10:16	Bright	35.000	175	39Del Per	3.0100	19400.	70	20103	No
203	GOM_NL__2PRFIN20060103_122120_000000372044_00009_20103_6929.N1	03-JAN-2006 12:21:20	Bright	37.000	49	1Alp UMi	1.9900	6300.0	74	20103	No
204	GOM_NL__2PRFIN20060103_122940_000000362044_00009_20103_6930.N1	03-JAN-2006 12:29:40	Bright	36.000	119	14Eta Dra	2.7270	4700.0	72	20103	No
205	GOM_NL__2PRFIN20060103_123152_000000342044_00009_20103_6931.N1	03-JAN-2006 12:31:52	Bright	33.500	130	23Bet Dra	2.7990	5800.0	67	20103	No
206	GOM_NL__2PRFIN20060103_123805_000000332044_00009_20103_6932.N1	03-JAN-2006 12:38:05	Bright	33.000	133	40Zet Her	2.8070	6000.0	66	20103	No
207	GOM_NL__2PRFIN20060103_124102_000000342044_00009_20103_6933.N1	03-JAN-2006 12:41:02	Bright	34.000	127	27Bet Her	2.7810	4700.0	68	20103	No
208	GOM_NL__2PRFIN20060103_124559_000000362044_00009_20103_6934.N1	03-JAN-2006 12:45:59	Bright	36.000	102	24Alp Ser	2.6000	4250.0	72	20103	No
209	GOM_NL__2PRFIN20060103_124816_000000352044_00009_20103_6935.N1	03-JAN-2006 12:48:16	Bright	34.500	120	1Del Oph	2.7340	3200.0	69	20103	No
210	GOM_NL__2PRFIN20060103_125439_000000392044_00009_20103_6936.N1	03-JAN-2006 12:54:39	Tw_i_and_stray	39.000	158	6Pi Sco	2.9060	28000.	78	20103	No
211	GOM_NL__2PRFIN20060103_125905_000000382044_00009_20103_6937.N1	03-JAN-2006 12:59:05	Dark	37.500	131	Gam Lup	2.8000	26000.	75	20103	No
212	GOM_NL__2PRFIN20060103_130029_000000372044_00009_20103_6938.N1	03-JAN-2006 13:00:29	Dark	37.000	109	Bet Lup	2.6770	26000.	74	20103	No
213	GOM_NL__2PRFIN20060103_130158_000000382044_00009_20103_6939.N1	03-JAN-2006 13:01:58	Dark	38.000	78	Alp Lup	2.3040	28000.	76	20103	No
214	GOM_NL__2PRFIN20060103_130332_000000322044_00009_20103_6940.N1	03-JAN-2006 13:03:32	Dark	32.000	95	Zet Cen	2.5450	26000.	64	20103	No
215	GOM_NL__2PRFIN20060103_130504_000000412044_00010_20104_6914.N1	03-JAN-2006 13:05:04	Dark	40.500	4	Alp1Cen	-0.010000	5800.0	81	20104	No
216	GOM_NL__2PRFIN20060103_130901_000000402044_00010_20104_6915.N1	03-JAN-2006 13:09:01	Dark	39.500	12	Alp1Cru	0.77500	30000.	79	20104	No
217	GOM_NL__2PRFIN20060103_131413_000000382044_00010_20104_6916.N1	03-JAN-2006 13:14:13	Dark	38.000	29	Bet Car	1.6720	10200.	76	20104	No
218	GOM_NL__2PRFIN20060103_131543_000000402044_00010_20104_6917.N1	03-JAN-2006 13:15:43	Dark	40.000	71	lot Car	2.2460	7700.0	80	20104	No
219	GOM_NL__2PRFIN20060103_131715_000000522044_00010_20104_6918.N1	03-JAN-2006 13:17:15	Dark	52.000	41	Eps Car	1.8600	4100.0	104	20104	No

220	GOM_NL__2PRFIN20060103_132121_000000452044_00010_20104_6919.N1	03-JAN-2006 13:21:21	Dark	44.500	2	Alp Car	-0.73600	7000.0	89	20104	No
221	GOM_NL__2PRFIN20060103_132701_000000382044_00010_20104_6920.N1	03-JAN-2006 13:27:01	Straylight	38.000	108	Alp Col	2.6520	15200.	76	20104	No
222	GOM_NL__2PRFIN20060103_133137_000000412044_00010_20104_6921.N1	03-JAN-2006 13:31:37	Straylight	40.500	101	11Alp Lep	2.5820	7000.0	81	20104	No
223	GOM_NL__2PRFIN20060103_133428_000000502044_00010_20104_6922.N1	03-JAN-2006 13:34:28	Straylight	49.500	7	19Bet Ori	0.10000	14000.	99	20104	No
224	GOM_NL__2PRFIN20060103_133617_000000422044_00010_20104_6923.N1	03-JAN-2006 13:36:17	Straylight	42.000	30	46Eps Ori	1.6940	30000.	84	20104	No
225	GOM_NL__2PRFIN20060103_133829_000000402044_00010_20104_6924.N1	03-JAN-2006 13:38:29	Tw_i_and_stray	39.500	27	24Gam Ori	1.6360	26000.	79	20104	No
226	GOM_NL__2PRFIN20060103_134140_000000452044_00010_20104_6925.N1	03-JAN-2006 13:41:40	Bright	45.000	13	87Alp Tau	0.86700	3800.0	90	20104	No
227	GOM_NL__2PRFIN20060103_134448_000000382044_00010_20104_6926.N1	03-JAN-2006 13:44:48	Bright	37.500	28	12Bet Tau	1.6500	15200.	75	20104	No
228	GOM_NL__2PRFIN20060103_134607_000000382044_00010_20104_6927.N1	03-JAN-2006 13:46:07	Bright	37.500	114	3lot Aur	2.6930	4600.0	75	20104	No
229	GOM_NL__2PRFIN20060103_134835_000000352044_00010_20104_6928.N1	03-JAN-2006 13:48:35	Bright	35.000	149	45Eps Per	2.8880	30000.	70	20104	No
230	GOM_NL__2PRFIN20060103_135052_000000352044_00010_20104_6929.N1	03-JAN-2006 13:50:52	Bright	34.500	175	39Del Per	3.0100	19400.	69	20104	No
231	GOM_NL__2PRFIN20060103_140156_000000332044_00010_20104_6930.N1	03-JAN-2006 14:01:56	Bright	32.500	49	1Alp UMi	1.9900	6300.0	65	20104	No
232	GOM_NL__2PRFIN20060103_141016_000000362044_00010_20104_6931.N1	03-JAN-2006 14:10:16	Bright	35.500	119	14Eta Dra	2.7270	4700.0	71	20104	No
233	GOM_NL__2PRFIN20060103_141228_000000332044_00010_20104_6932.N1	03-JAN-2006 14:12:28	Bright	33.000	130	23Bet Dra	2.7990	5800.0	66	20104	No
234	GOM_NL__2PRFIN20060103_141841_000000342044_00010_20104_6933.N1	03-JAN-2006 14:18:41	Bright	33.500	133	40Zet Her	2.8070	6000.0	67	20104	No
235	GOM_NL__2PRFIN20060103_142138_000000352044_00010_20104_6934.N1	03-JAN-2006 14:21:38	Bright	35.000	127	27Bet Her	2.7810	4700.0	70	20104	No
236	GOM_NL__2PRFIN20060103_142635_000000362044_00010_20104_6935.N1	03-JAN-2006 14:26:35	Bright	35.500	102	24Alp Ser	2.6000	4250.0	71	20104	No
237	GOM_NL__2PRFIN20060103_142852_000000352044_00010_20104_6936.N1	03-JAN-2006 14:28:52	Bright	35.000	120	1Del Oph	2.7340	3200.0	70	20104	No
238	GOM_NL__2PRFIN20060103_143515_000000392044_00010_20104_6937.N1	03-JAN-2006 14:35:15	Tw_i_and_stray	38.500	158	6Pi Sco	2.9060	28000.	77	20104	No
239	GOM_NL__2PRFIN20060103_143942_000000372044_00010_20104_6938.N1	03-JAN-2006 14:39:42	Dark	36.500	131	Gam Lup	2.8000	26000.	73	20104	No
240	GOM_NL__2PRFIN20060103_144105_000000382044_00010_20104_6939.N1	03-JAN-2006 14:41:05	Dark	37.500	109	Bet Lup	2.6770	26000.	75	20104	No
241	GOM_NL__2PRFIN20060103_144234_000000412044_00010_20104_6940.N1	03-JAN-2006 14:42:34	Dark	40.500	78	Alp Lup	2.3040	28000.	81	20104	No
242	GOM_NL__2PRFIN20060103_144409_000000252044_00010_20104_6941.N1	03-JAN-2006 14:44:09	Dark	25.000	95	Zet Cen	2.5450	26000.	50	20104	No
243	GOM_NL__2PRFIN20060103_144540_000000402044_00011_20105_6915.N1	03-JAN-2006 14:45:40	Dark	39.500	4	Alp1Cen	-0.010000	5800.0	79	20105	No
244	GOM_NL__2PRFIN20060103_144938_000000422044_00011_20105_6916.N1	03-JAN-2006 14:49:38	Dark	41.500	12	Alp1Cru	0.77500	30000.	83	20105	No
245	GOM_NL__2PRFIN20060103_145450_000000382044_00011_20105_6917.N1	03-JAN-2006 14:54:50	Dark	37.500	29	Bet Car	1.6720	10200.	75	20105	No
246	GOM_NL__2PRFIN20060103_145619_000000412044_00011_20105_6918.N1	03-JAN-2006 14:56:19	Dark	40.500	71	lot Car	2.2460	7700.0	81	20105	No
247	GOM_NL__2PRFIN20060103_145751_000000532044_00011_20105_6919.N1	03-JAN-2006 14:57:51	Dark	53.000	41	Eps Car	1.8600	4100.0	106	20105	No
248	GOM_NL__2PRFIN20060103_150157_000000442044_00011_20105_6920.N1	03-JAN-2006 15:01:57	Dark	43.500	2	Alp Car	-0.73600	7000.0	87	20105	No
249	GOM_NL__2PRFIN20060103_150737_000000402044_00011_20105_6921.N1	03-JAN-2006 15:07:37	Straylight	40.000	108	Alp Col	2.6520	15200.	80	20105	No
250	GOM_NL__2PRFIN20060103_151213_000000402044_00011_20105_6922.N1	03-JAN-2006 15:12:13	Straylight	40.000	101	11Alp Lep	2.5820	7000.0	80	20105	No
251	GOM_NL__2PRFIN20060103_151504_000000452044_00011_20105_6923.N1	03-JAN-2006 15:15:04	Straylight	44.500	7	19Bet Ori	0.10000	14000.	89	20105	No
252	GOM_NL__2PRFIN20060103_151653_000000432044_00011_20105_6924.N1	03-JAN-2006 15:16:53	Straylight	42.500	30	46Eps Ori	1.6940	30000.	85	20105	No
253	GOM_NL__2PRFIN20060103_151905_000000412044_00011_20105_6925.N1	03-JAN-2006 15:19:05	Tw_i_and_stray	41.000	27	24Gam Ori	1.6360	26000.	82	20105	No
254	GOM_NL__2PRFIN20060103_152216_000000432044_00011_20105_6926.N1	03-JAN-2006 15:22:16	Bright	42.500	13	87Alp Tau	0.86700	3800.0	85	20105	No
255	GOM_NL__2PRFIN20060103_152524_000000392044_00011_20105_6927.N1	03-JAN-2006 15:25:24	Bright	38.500	28	12Bet Tau	1.6500	15200.	77	20105	No
256	GOM_NL__2PRFIN20060103_152643_000000382044_00011_20105_6928.N1	03-JAN-2006 15:26:43	Bright	37.500	114	3lot Aur	2.6930	4600.0	75	20105	No
257	GOM_NL__2PRFIN20060103_152911_000000352044_00011_20105_6929.N1	03-JAN-2006 15:29:11	Bright	34.500	149	45Eps Per	2.8880	30000.	69	20105	No
258	GOM_NL__2PRFIN20060103_153129_000000342044_00011_20105_6930.N1	03-JAN-2006 15:31:29	Bright	34.000	175	39Del Per	3.0100	19400.	68	20105	No
259	GOM_NL__2PRFIN20060103_154232_000000362044_00011_20105_6931.N1	03-JAN-2006 15:42:32	Bright	36.000	49	1Alp UMi	1.9900	6300.0	72	20105	No
260	GOM_NL__2PRFIN20060103_155052_000000372044_00011_20105_6932.N1	03-JAN-2006 15:50:52	Bright	36.500	119	14Eta Dra	2.7270	4700.0	73	20105	No
261	GOM_NL__2PRFIN20060103_155304_000000332044_00011_20105_6933.N1	03-JAN-2006 15:53:04	Bright	32.500	130	23Bet Dra	2.7990	5800.0	65	20105	No
262	GOM_NL__2PRFIN20060103_155917_000000352044_00011_20105_6934.N1	03-JAN-2006 15:59:17	Bright	34.500	133	40Zet Her	2.8070	6000.0	69	20105	No
263	GOM_NL__2PRFIN20060103_160214_000000362044_00011_20105_6935.N1	03-JAN-2006 16:02:14	Bright	35.500	127	27Bet Her	2.7810	4700.0	71	20105	No
264	GOM_NL__2PRFIN20060103_160711_000000372044_00011_20105_6936.N1	03-JAN-2006 16:07:11	Bright	37.000	102	24Alp Ser	2.6000	4250.0	74	20105	No
265	GOM_NL__2PRFIN20060103_160928_000000352044_00011_20105_6937.N1	03-JAN-2006 16:09:28	Bright	34.500	120	1Del Oph	2.7340	3200.0	69	20105	No
266	GOM_NL__2PRFIN20060103_161551_000000402044_00011_20105_6938.N1	03-JAN-2006 16:15:51	Tw_i_and_stray	39.500	158	6Pi Sco	2.9060	28000.	79	20105	No
267	GOM_NL__2PRFIN20060103_162018_000000382044_00011_20105_6939.N1	03-JAN-2006 16:20:18	Dark	38.000	131	Gam Lup	2.8000	26000.	76	20105	No
268	GOM_NL__2PRFIN20060103_162142_000000382044_00011_20105_6940.N1	03-JAN-2006 16:21:42	Dark	37.500	109	Bet Lup	2.6770	26000.	75	20105	No
269	GOM_NL__2PRFIN20060103_162311_000000392044_00011_20105_6941.N1	03-JAN-2006 16:23:11	Dark	39.000	78	Alp Lup	2.3040	28000.	78	20105	No
270	GOM_NL__2PRFIN20060103_162446_000000252044_00011_20105_6942.N1	03-JAN-2006 16:24:46	Dark	25.000	95	Zet Cen	2.5450	26000.	50	20105	No
271	GOM_NL__2PRFIN20060103_162617_000000532044_00012_20106_6958.N1	03-JAN-2006 16:26:17	Dark	53.000	4	Alp1Cen	-0.010000	5800.0	106	20106	No
272	GOM_NL__2PRFIN20060103_163014_000000392044_00012_20106_6959.N1	03-JAN-2006 16:30:14	Dark	38.500	12	Alp1Cru	0.77500	30000.	77	20106	No
273	GOM_NL__2PRFIN20060103_163526_000000442044_00012_20106_6960.N1	03-JAN-2006 16:35:26	Dark	43.500	29	Bet Car	1.6720	10200.	87	20106	No
274	GOM_NL__2PRFIN20060103_163656_000000402044_00012_20106_6961.N1	03-JAN-2006 16:36:56	Dark	39.500	71	lot Car	2.2460	7700.0	79	20106	No
275	GOM_NL__2PRFIN20060103_163827_000000432044_00012_20106_6962.N1	03-JAN-2006 16:38:27	Dark	42.500	41	Eps Car	1.8600	4100.0	85	20106	No
276	GOM_NL__2PRFIN20060103_164234_000000462044_00012_20106_6963.N1	03-JAN-2006 16:42:34	Dark	46.000	2	Alp Car	-0.73600	7000.0	92	20106	No
277	GOM_NL__2PRFIN20060103_164813_000000402044_00012_20106_6964.N1	03-JAN-2006 16:48:13	Straylight	39.500	108	Alp Col	2.6520	15200.	79	20106	No
278	GOM_NL__2PRFIN20060103_165249_000000392044_00012_20106_6965.N1	03-JAN-2006 16:52:49	Straylight	39.000	101	11Alp Lep	2.5820	7000.0	78	20106	No

279	GOM_NL__2PRFIN20060103_165540_000000452044_00012_20106_6966.N1	03-JAN-2006 16:55:40	Straylight	44.500	7	19Bet Ori	0.10000	14000.	89	20106	No
280	GOM_NL__2PRFIN20060103_165729_000000432044_00012_20106_6967.N1	03-JAN-2006 16:57:29	Straylight	42.500	30	46Eps Ori	1.6940	30000.	85	20106	No
281	GOM_NL__2PRFIN20060103_165941_000000412044_00012_20106_6968.N1	03-JAN-2006 16:59:41	Tw_i_and_stray	41.000	27	24Gam Ori	1.6360	26000.	82	20106	No
282	GOM_NL__2PRFIN20060103_170252_000000432044_00012_20106_6969.N1	03-JAN-2006 17:02:52	Bright	43.000	13	87Alp Tau	0.86700	3800.0	86	20106	No
283	GOM_NL__2PRFIN20060103_170600_000000382044_00012_20106_6970.N1	03-JAN-2006 17:06:00	Bright	37.500	28	12Bet Tau	1.6500	15200.	75	20106	No
284	GOM_NL__2PRFIN20060103_170719_000000382044_00012_20106_6971.N1	03-JAN-2006 17:07:19	Bright	37.500	114	3lot Aur	2.6930	4600.0	75	20106	No
285	GOM_NL__2PRFIN20060103_170947_000000342044_00012_20106_6972.N1	03-JAN-2006 17:09:47	Bright	34.000	149	45Eps Per	2.8880	30000.	68	20106	No
286	GOM_NL__2PRFIN20060103_171205_000000342044_00012_20106_6973.N1	03-JAN-2006 17:12:05	Bright	34.000	175	39Del Per	3.0100	19400.	68	20106	No
287	GOM_NL__2PRFIN20060103_172308_000000362044_00012_20106_6974.N1	03-JAN-2006 17:23:08	Bright	36.000	49	1Alp UMi	1.9900	6300.0	72	20106	No
288	GOM_NL__2PRFIN20060103_173128_000000372044_00012_20106_6975.N1	03-JAN-2006 17:31:28	Bright	36.500	119	14Eta Dra	2.7270	4700.0	73	20106	No
289	GOM_NL__2PRFIN20060103_173340_000000352044_00012_20106_6976.N1	03-JAN-2006 17:33:40	Bright	34.500	130	23Bet Dra	2.7990	5800.0	69	20106	No
290	GOM_NL__2PRFIN20060103_173953_000000352044_00012_20106_6977.N1	03-JAN-2006 17:39:53	Bright	35.000	133	40Zet Her	2.8070	6000.0	70	20106	No
291	GOM_NL__2PRFIN20060103_174250_000000332044_00012_20106_6978.N1	03-JAN-2006 17:42:50	Bright	33.000	127	27Bet Her	2.7810	4700.0	66	20106	No
292	GOM_NL__2PRFIN20060103_174748_000000372044_00012_20106_6979.N1	03-JAN-2006 17:47:48	Bright	37.000	102	24Alp Ser	2.6000	4250.0	74	20106	No
293	GOM_NL__2PRFIN20060103_175004_000000352044_00012_20106_6980.N1	03-JAN-2006 17:50:04	Bright	35.000	120	1Del Oph	2.7340	3200.0	70	20106	No
294	GOM_NL__2PRFIN20060103_175628_000000402044_00012_20106_6981.N1	03-JAN-2006 17:56:28	Tw_i_and_stray	39.500	158	6Pi Sco	2.9060	28000.	79	20106	No
295	GOM_NL__2PRFIN20060103_180054_000000372044_00012_20106_6982.N1	03-JAN-2006 18:00:54	Dark	36.500	131	Gam Lup	2.8000	26000.	73	20106	No
296	GOM_NL__2PRFIN20060103_180218_000000382044_00012_20106_6983.N1	03-JAN-2006 18:02:18	Dark	37.500	109	Bet Lup	2.6770	26000.	75	20106	No
297	GOM_NL__2PRFIN20060103_180347_000000382044_00012_20106_6984.N1	03-JAN-2006 18:03:47	Dark	38.000	78	Alp Lup	2.3040	28000.	76	20106	No
298	GOM_NL__2PRFIN20060103_180522_000000182044_00012_20106_6985.N1	03-JAN-2006 18:05:22	Dark	18.000	95	Zet Cen	2.5450	26000.	36	20106	No
299	GOM_NL__2PRFIN20060103_180653_000000462044_00013_20107_6916.N1	03-JAN-2006 18:06:53	Dark	46.000	4	Alp1Cen	-0.010000	5800.0	92	20107	No
300	GOM_NL__2PRFIN20060103_181051_000000422044_00013_20107_6917.N1	03-JAN-2006 18:10:51	Dark	42.000	12	Alp1Cru	0.77500	30000.	84	20107	No
301	GOM_NL__2PRFIN20060103_181602_000000402044_00013_20107_6918.N1	03-JAN-2006 18:16:02	Dark	39.500	29	Bet Car	1.6720	10200.	79	20107	No
302	GOM_NL__2PRFIN20060103_181732_000000412044_00013_20107_6919.N1	03-JAN-2006 18:17:32	Dark	40.500	71	lot Car	2.2460	7700.0	81	20107	No
303	GOM_NL__2PRFIN20060103_181904_000000452044_00013_20107_6920.N1	03-JAN-2006 18:19:04	Dark	45.000	41	Eps Car	1.8600	4100.0	90	20107	No
304	GOM_NL__2PRFIN20060103_182310_000000522044_00013_20107_6921.N1	03-JAN-2006 18:23:10	Dark	52.000	2	Alp Car	-0.73600	7000.0	104	20107	No
305	GOM_NL__2PRFIN20060103_182849_000000392044_00013_20107_6922.N1	03-JAN-2006 18:28:49	Straylight	38.500	108	Alp Col	2.6520	15200.	77	20107	No
306	GOM_NL__2PRFIN20060103_183325_000000412044_00013_20107_6923.N1	03-JAN-2006 18:33:25	Straylight	41.000	101	11Alp Lep	2.5820	7000.0	82	20107	No
307	GOM_NL__2PRFIN20060103_183616_000000442044_00013_20107_6924.N1	03-JAN-2006 18:36:16	Straylight	43.500	7	19Bet Ori	0.10000	14000.	87	20107	No
308	GOM_NL__2PRFIN20060103_183805_000000422044_00013_20107_6925.N1	03-JAN-2006 18:38:05	Straylight	41.500	30	46Eps Ori	1.6940	30000.	83	20107	No
309	GOM_NL__2PRFIN20060103_184017_000000422044_00013_20107_6926.N1	03-JAN-2006 18:40:17	Tw_i_and_stray	42.000	27	24Gam Ori	1.6360	26000.	84	20107	No
310	GOM_NL__2PRFIN20060103_184329_000000442044_00013_20107_6927.N1	03-JAN-2006 18:43:29	Bright	43.500	13	87Alp Tau	0.86700	3800.0	87	20107	No
311	GOM_NL__2PRFIN20060103_184636_000000372044_00013_20107_6928.N1	03-JAN-2006 18:46:36	Bright	36.500	28	12Bet Tau	1.6500	15200.	73	20107	No
312	GOM_NL__2PRFIN20060103_184755_000000382044_00013_20107_6929.N1	03-JAN-2006 18:47:55	Bright	37.500	114	3lot Aur	2.6930	4600.0	75	20107	No
313	GOM_NL__2PRFIN20060103_185023_000000412044_00013_20107_6930.N1	03-JAN-2006 18:50:23	Bright	41.000	149	45Eps Per	2.8880	30000.	82	20107	No
314	GOM_NL__2PRFIN20060103_185241_000000352044_00013_20107_6931.N1	03-JAN-2006 18:52:41	Bright	34.500	175	39Del Per	3.0100	19400.	69	20107	No
315	GOM_NL__2PRFIN20060103_190344_000000352044_00013_20107_6932.N1	03-JAN-2006 19:03:44	Bright	34.500	49	1Alp UMi	1.9900	6300.0	69	20107	No
316	GOM_NL__2PRFIN20060103_191204_000000342044_00013_20107_6933.N1	03-JAN-2006 19:12:04	Bright	33.500	119	14Eta Dra	2.7270	4700.0	67	20107	No
317	GOM_NL__2PRFIN20060103_191416_000000352044_00013_20107_6934.N1	03-JAN-2006 19:14:16	Bright	35.000	130	23Bet Dra	2.7990	5800.0	70	20107	No
318	GOM_NL__2PRFIN20060103_192029_000000382044_00013_20107_6935.N1	03-JAN-2006 19:20:29	Bright	38.000	133	40Zet Her	2.8070	6000.0	76	20107	No
319	GOM_NL__2PRFIN20060103_192326_000000342044_00013_20107_6936.N1	03-JAN-2006 19:23:26	Bright	34.000	127	27Bet Her	2.7810	4700.0	68	20107	No
320	GOM_NL__2PRFIN20060103_192824_000000362044_00013_20107_6937.N1	03-JAN-2006 19:28:24	Bright	36.000	102	24Alp Ser	2.6000	4250.0	72	20107	No
321	GOM_NL__2PRFIN20060103_193041_000000352044_00013_20107_6938.N1	03-JAN-2006 19:30:41	Bright	34.500	120	1Del Oph	2.7340	3200.0	69	20107	No
322	GOM_NL__2PRFIN20060103_193704_000000372044_00013_20107_6939.N1	03-JAN-2006 19:37:04	Tw_i_and_stray	37.000	158	6Pi Sco	2.9060	28000.	74	20107	No
323	GOM_NL__2PRFIN20060103_194131_000000382044_00013_20107_6940.N1	03-JAN-2006 19:41:31	Dark	37.500	131	Gam Lup	2.8000	26000.	75	20107	No
324	GOM_NL__2PRFIN20060103_194255_000000392044_00013_20107_6941.N1	03-JAN-2006 19:42:55	Dark	38.500	109	Bet Lup	2.6770	26000.	77	20107	No
325	GOM_NL__2PRFIN20060103_194424_000000382044_00013_20107_6942.N1	03-JAN-2006 19:44:24	Dark	37.500	78	Alp Lup	2.3040	28000.	75	20107	No
326	GOM_NL__2PRFIN20060103_194559_000000182044_00013_20107_6943.N1	03-JAN-2006 19:45:59	Dark	18.000	95	Zet Cen	2.5450	26000.	36	20107	No
327	GOM_NL__2PRFIN20060103_194729_000000422044_00014_20108_6917.N1	03-JAN-2006 19:47:29	Dark	41.500	4	Alp1Cen	-0.010000	5800.0	83	20108	No
328	GOM_NL__2PRFIN20060103_195127_000000392044_00014_20108_6918.N1	03-JAN-2006 19:51:27	Dark	39.000	12	Alp1Cru	0.77500	30000.	78	20108	No
329	GOM_NL__2PRFIN20060103_195639_000000372044_00014_20108_6919.N1	03-JAN-2006 19:56:39	Dark	37.000	29	Bet Car	1.6720	10200.	74	20108	No
330	GOM_NL__2PRFIN20060103_195809_000000392044_00014_20108_6920.N1	03-JAN-2006 19:58:09	Dark	38.500	71	lot Car	2.2460	7700.0	77	20108	No
331	GOM_NL__2PRFIN20060103_195940_000000482044_00014_20108_6921.N1	03-JAN-2006 19:59:40	Dark	47.500	41	Eps Car	1.8600	4100.0	95	20108	No
332	GOM_NL__2PRFIN20060103_200346_000000442044_00014_20108_6922.N1	03-JAN-2006 20:03:46	Dark	44.000	2	Alp Car	-0.73600	7000.0	88	20108	No
333	GOM_NL__2PRFIN20060103_200926_000000382044_00014_20108_6923.N1	03-JAN-2006 20:09:26	Straylight	38.000	108	Alp Col	2.6520	15200.	76	20108	No
334	GOM_NL__2PRFIN20060103_201401_000000402044_00014_20108_6924.N1	03-JAN-2006 20:14:01	Straylight	40.000	101	11Alp Lep	2.5820	7000.0	80	20108	No
335	GOM_NL__2PRFIN20060103_201652_000000442044_00014_20108_6925.N1	03-JAN-2006 20:16:52	Straylight	43.500	7	19Bet Ori	0.10000	14000.	87	20108	No
336	GOM_NL__2PRFIN20060103_201841_000000422044_00014_20108_6926.N1	03-JAN-2006 20:18:41	Straylight	41.500	30	46Eps Ori	1.6940	30000.	83	20108	No
337	GOM_NL__2PRFIN20060103_202053_000000432044_00014_20108_6927.N1	03-JAN-2006 20:20:53	Tw_i_and_stray	43.000	27	24Gam Ori	1.6360	26000.	86	20108	No

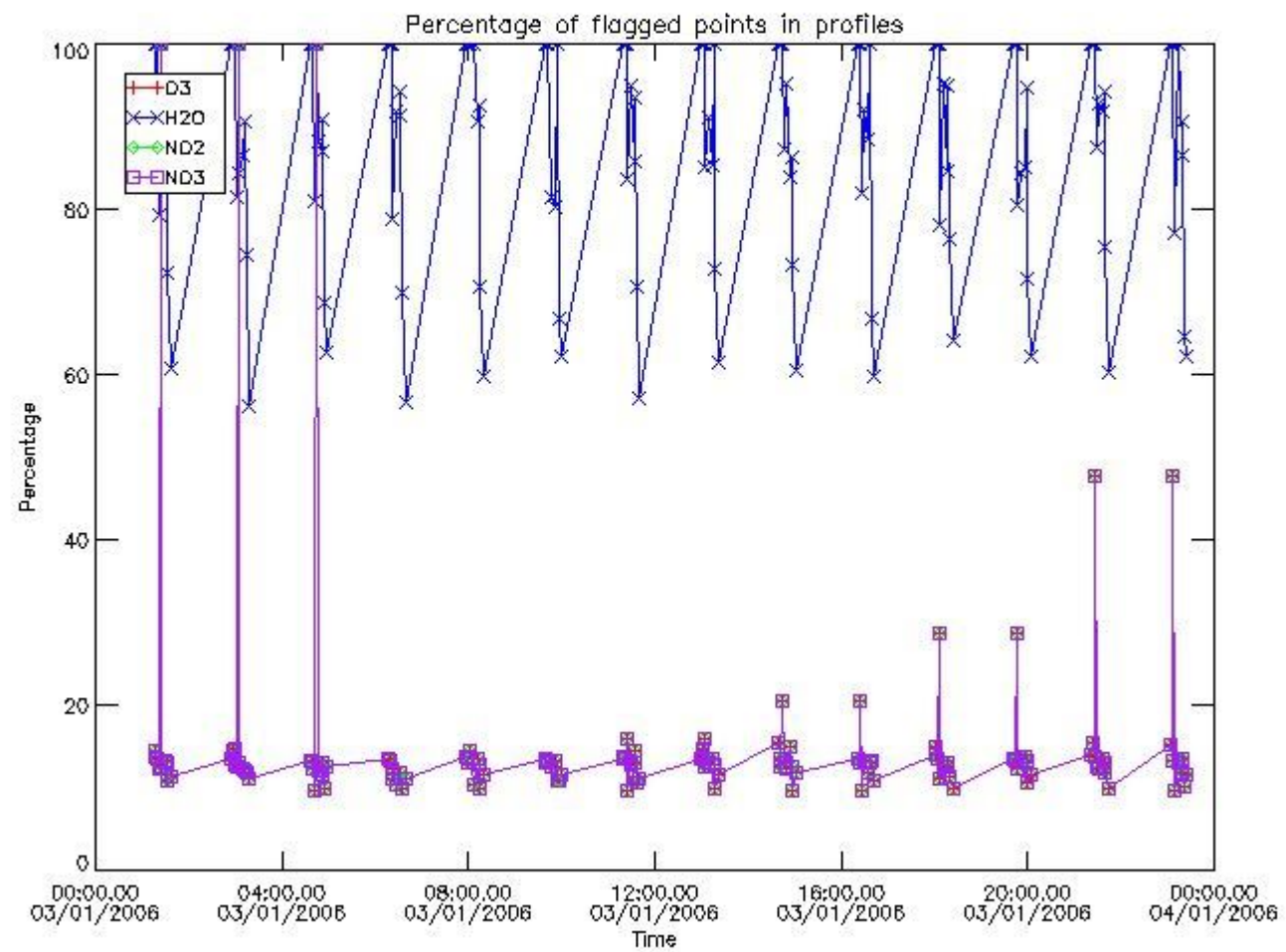
338	GOM_NL__2PRFIN20060103_202405_000000452044_00014_20108_6928.N1	03-JAN-2006 20:24:05	Bright	44.500	13	87Alp Tau	0.86700	3800.0	89	20108	No
339	GOM_NL__2PRFIN20060103_202712_000000362044_00014_20108_6929.N1	03-JAN-2006 20:27:12	Bright	36.000	28	12Bet Tau	1.6500	15200.	72	20108	No
340	GOM_NL__2PRFIN20060103_202831_000000362044_00014_20108_6930.N1	03-JAN-2006 20:28:31	Bright	36.000	114	3lot Aur	2.6930	4600.0	72	20108	No
341	GOM_NL__2PRFIN20060103_203059_000000352044_00014_20108_6931.N1	03-JAN-2006 20:30:59	Bright	34.500	149	45Eps Per	2.8880	30000.	69	20108	No
342	GOM_NL__2PRFIN20060103_203317_000000342044_00014_20108_6932.N1	03-JAN-2006 20:33:17	Bright	34.000	175	39Del Per	3.0100	19400.	68	20108	No
343	GOM_NL__2PRFIN20060103_204420_000000352044_00014_20108_6933.N1	03-JAN-2006 20:44:20	Bright	35.000	49	1Alp UMi	1.9900	6300.0	70	20108	No
344	GOM_NL__2PRFIN20060103_205240_000000362044_00014_20108_6934.N1	03-JAN-2006 20:52:40	Bright	36.000	119	14Eta Dra	2.7270	4700.0	72	20108	No
345	GOM_NL__2PRFIN20060103_205452_000000452044_00014_20108_6935.N1	03-JAN-2006 20:54:52	Bright	45.000	130	23Bet Dra	2.7990	5800.0	90	20108	No
346	GOM_NL__2PRFIN20060103_210105_000000352044_00014_20108_6936.N1	03-JAN-2006 21:01:05	Bright	34.500	133	40Zet Her	2.8070	6000.0	69	20108	No
347	GOM_NL__2PRFIN20060103_210402_000000342044_00014_20108_6937.N1	03-JAN-2006 21:04:02	Bright	33.500	127	27Bet Her	2.7810	4700.0	67	20108	No
348	GOM_NL__2PRFIN20060103_210900_000000372044_00014_20108_6938.N1	03-JAN-2006 21:09:00	Bright	36.500	102	24Alp Ser	2.6000	4250.0	73	20108	No
349	GOM_NL__2PRFIN20060103_211117_000000342044_00014_20108_6939.N1	03-JAN-2006 21:11:17	Bright	34.000	120	1Del Oph	2.7340	3200.0	68	20108	No
350	GOM_NL__2PRFIN20060103_211550_000000522044_00014_20108_6940.N1	03-JAN-2006 21:15:50	Bright	52.000	97	8Bet1Sco	2.5610	30000.	104	20108	No
351	GOM_NL__2PRFIN20060103_211740_000000382044_00014_20108_6941.N1	03-JAN-2006 21:17:40	Tw_i_and_stray	38.000	158	6Pi Sco	2.9060	28000.	76	20108	No
352	GOM_NL__2PRFIN20060103_212207_000000372044_00014_20108_6942.N1	03-JAN-2006 21:22:07	Dark	36.500	131	Gam Lup	2.8000	26000.	73	20108	No
353	GOM_NL__2PRFIN20060103_212331_000000372044_00014_20108_6943.N1	03-JAN-2006 21:23:31	Dark	36.500	109	Bet Lup	2.6770	26000.	73	20108	No
354	GOM_NL__2PRFIN20060103_212500_000000372044_00014_20108_6944.N1	03-JAN-2006 21:25:00	Dark	37.000	78	Alp Lup	2.3040	28000.	74	20108	No
355	GOM_NL__2PRFIN20060103_212635_000000112044_00014_20108_6945.N1	03-JAN-2006 21:26:35	Dark	11.000	95	Zet Cen	2.5450	26000.	22	20108	No
356	GOM_NL__2PRFIN20060103_212805_000000412044_00015_20109_6938.N1	03-JAN-2006 21:28:05	Dark	40.500	4	Alp1Cen	-0.010000	5800.0	81	20109	No
357	GOM_NL__2PRFIN20060103_213204_000000422044_00015_20109_6939.N1	03-JAN-2006 21:32:04	Dark	41.500	12	Alp1Cru	0.77500	30000.	83	20109	No
358	GOM_NL__2PRFIN20060103_213715_000000382044_00015_20109_6940.N1	03-JAN-2006 21:37:15	Dark	37.500	29	Bet Car	1.6720	10200.	75	20109	No
359	GOM_NL__2PRFIN20060103_213845_000000432044_00015_20109_6941.N1	03-JAN-2006 21:38:45	Dark	43.000	71	lot Car	2.2460	7700.0	86	20109	No
360	GOM_NL__2PRFIN20060103_214016_000000392044_00015_20109_6942.N1	03-JAN-2006 21:40:16	Dark	39.000	41	Eps Car	1.8600	4100.0	78	20109	No
361	GOM_NL__2PRFIN20060103_214422_000000522044_00015_20109_6943.N1	03-JAN-2006 21:44:22	Dark	52.000	2	Alp Car	-0.73600	7000.0	104	20109	No
362	GOM_NL__2PRFIN20060103_215002_000000392044_00015_20109_6944.N1	03-JAN-2006 21:50:02	Straylight	39.000	108	Alp Col	2.6520	15200.	78	20109	No
363	GOM_NL__2PRFIN20060103_215437_000000402044_00015_20109_6945.N1	03-JAN-2006 21:54:37	Straylight	39.500	101	11Alp Lep	2.5820	7000.0	79	20109	No
364	GOM_NL__2PRFIN20060103_215728_000000422044_00015_20109_6946.N1	03-JAN-2006 21:57:28	Straylight	41.500	7	19Bet Ori	0.10000	14000.	83	20109	No
365	GOM_NL__2PRFIN20060103_215917_000000442044_00015_20109_6947.N1	03-JAN-2006 21:59:17	Straylight	43.500	30	46Eps Ori	1.6940	30000.	87	20109	No
366	GOM_NL__2PRFIN20060103_220129_000000422044_00015_20109_6948.N1	03-JAN-2006 22:01:29	Tw_i_and_stray	41.500	27	24Gam Ori	1.6360	26000.	83	20109	No
367	GOM_NL__2PRFIN20060103_220441_000000442044_00015_20109_6949.N1	03-JAN-2006 22:04:41	Bright	44.000	13	87Alp Tau	0.86700	3800.0	88	20109	No
368	GOM_NL__2PRFIN20060103_220748_000000362044_00015_20109_6950.N1	03-JAN-2006 22:07:48	Bright	36.000	28	12Bet Tau	1.6500	15200.	72	20109	No
369	GOM_NL__2PRFIN20060103_220907_000000372044_00015_20109_6951.N1	03-JAN-2006 22:09:07	Bright	37.000	114	3lot Aur	2.6930	4600.0	74	20109	No
370	GOM_NL__2PRFIN20060103_221136_000000352044_00015_20109_6952.N1	03-JAN-2006 22:11:36	Bright	34.500	149	45Eps Per	2.8880	30000.	69	20109	No
371	GOM_NL__2PRFIN20060103_221353_000000342044_00015_20109_6953.N1	03-JAN-2006 22:13:53	Bright	34.000	175	39Del Per	3.0100	19400.	68	20109	No
372	GOM_NL__2PRFIN20060103_222456_000000362044_00015_20109_6954.N1	03-JAN-2006 22:24:56	Bright	35.500	49	1Alp UMi	1.9900	6300.0	71	20109	No
373	GOM_NL__2PRFIN20060103_223316_000000342044_00015_20109_6955.N1	03-JAN-2006 22:33:16	Bright	34.000	119	14Eta Dra	2.7270	4700.0	68	20109	No
374	GOM_NL__2PRFIN20060103_223528_000000352044_00015_20109_6956.N1	03-JAN-2006 22:35:28	Bright	34.500	130	23Bet Dra	2.7990	5800.0	69	20109	No
375	GOM_NL__2PRFIN20060103_224141_000000522044_00015_20109_6957.N1	03-JAN-2006 22:41:41	Bright	52.000	133	40Zet Her	2.8070	6000.0	104	20109	No
376	GOM_NL__2PRFIN20060103_224439_000000342044_00015_20109_6958.N1	03-JAN-2006 22:44:39	Bright	34.000	127	27Bet Her	2.7810	4700.0	68	20109	No
377	GOM_NL__2PRFIN20060103_224936_000000372044_00015_20109_6959.N1	03-JAN-2006 22:49:36	Bright	36.500	102	24Alp Ser	2.6000	4250.0	73	20109	No
378	GOM_NL__2PRFIN20060103_225153_000000342044_00015_20109_6960.N1	03-JAN-2006 22:51:53	Bright	34.000	120	1Del Oph	2.7340	3200.0	68	20109	No
379	GOM_NL__2PRFIN20060103_225627_000000522044_00015_20109_6961.N1	03-JAN-2006 22:56:27	Bright	52.000	97	8Bet1Sco	2.5610	30000.	104	20109	No
380	GOM_NL__2PRFIN20060103_225816_000000402044_00015_20109_6962.N1	03-JAN-2006 22:58:16	Tw_i_and_stray	40.000	158	6Pi Sco	2.9060	28000.	80	20109	No
381	GOM_NL__2PRFIN20060103_230407_000000372044_00015_20109_6963.N1	03-JAN-2006 23:04:07	Dark	37.000	109	Bet Lup	2.6770	26000.	74	20109	No
382	GOM_NL__2PRFIN20060103_230536_000000392044_00015_20109_6964.N1	03-JAN-2006 23:05:36	Dark	38.500	78	Alp Lup	2.3040	28000.	77	20109	No
383	GOM_NL__2PRFIN20060103_230712_000000112044_00015_20109_6965.N1	03-JAN-2006 23:07:12	Dark	11.000	95	Zet Cen	2.5450	26000.	22	20109	No
384	GOM_NL__2PRFIN20060103_230842_000000532044_00016_20110_6939.N1	03-JAN-2006 23:08:42	Dark	53.000	4	Alp1Cen	-0.010000	5800.0	106	20110	No
385	GOM_NL__2PRFIN20060103_231240_000000402044_00016_20110_6940.N1	03-JAN-2006 23:12:40	Dark	39.500	12	Alp1Cru	0.77500	30000.	79	20110	No
386	GOM_NL__2PRFIN20060103_231751_000000382044_00016_20110_6941.N1	03-JAN-2006 23:17:51	Dark	37.500	29	Bet Car	1.6720	10200.	75	20110	No
387	GOM_NL__2PRFIN20060103_231922_000000432044_00016_20110_6942.N1	03-JAN-2006 23:19:22	Dark	43.000	71	lot Car	2.2460	7700.0	86	20110	No
388	GOM_NL__2PRFIN20060103_232053_000000502044_00016_20110_6943.N1	03-JAN-2006 23:20:53	Dark	50.000	41	Eps Car	1.8600	4100.0	100	20110	No
389	GOM_NL__2PRFIN20060103_232458_000000442044_00016_20110_6944.N1	03-JAN-2006 23:24:58	Dark	44.000	2	Alp Car	-0.73600	7000.0	88	20110	No
390	GOM_NL__2PRFIN20060103_233037_000000402044_00016_20110_6945.N1	03-JAN-2006 23:30:37	Straylight	40.000	108	Alp Col	2.6520	15200.	80	20110	No
391	GOM_NL__2PRFIN20060103_233513_000000422044_00016_20110_6946.N1	03-JAN-2006 23:35:13	Straylight	41.500	101	11Alp Lep	2.5820	7000.0	83	20110	No
392	GOM_NL__2PRFIN20060103_233804_000000452044_00016_20110_6947.N1	03-JAN-2006 23:38:04	Straylight	44.500	7	19Bet Ori	0.10000	14000.	89	20110	No
393	GOM_NL__2PRFIN20060103_233953_000000422044_00016_20110_6948.N1	03-JAN-2006 23:39:53	Straylight	41.500	30	46Eps Ori	1.6940	30000.	83	20110	No
394	GOM_NL__2PRFIN20060103_234204_000000432044_00016_20110_6949.N1	03-JAN-2006 23:42:04	Tw_i_and_stray	42.500	27	24Gam Ori	1.6360	26000.	85	20110	No
395	GOM_NL__2PRFIN20060103_234517_000000442044_00016_20110_6950.N1	03-JAN-2006 23:45:17	Bright	44.000	13	87Alp Tau	0.86700	3800.0	88	20110	No
396	GOM_NL__2PRFIN20060103_234824_000000372044_00016_20110_6951.N1	03-JAN-2006 23:48:24	Bright	37.000	28	12Bet Tau	1.6500	15200.	74	20110	No

397	GOM_NL__2PRFIN20060103_234943_000000362044_00016_20110_6952.N1	03-JAN-2006 23:49:43	Bright	35.500	114	3lot Aur	2.6930	4600.0	71	20110	No
398	GOM_NL__2PRFIN20060103_235212_000000342044_00016_20110_6953.N1	03-JAN-2006 23:52:12	Bright	33.500	149	45Eps Per	2.8880	30000.	67	20110	No
399	GOM_NL__2PRFIN20060103_235430_000000352044_00016_20110_6954.N1	03-JAN-2006 23:54:30	Bright	34.500	175	39Del Per	3.0100	19400.	69	20110	No

3. Quality information per product

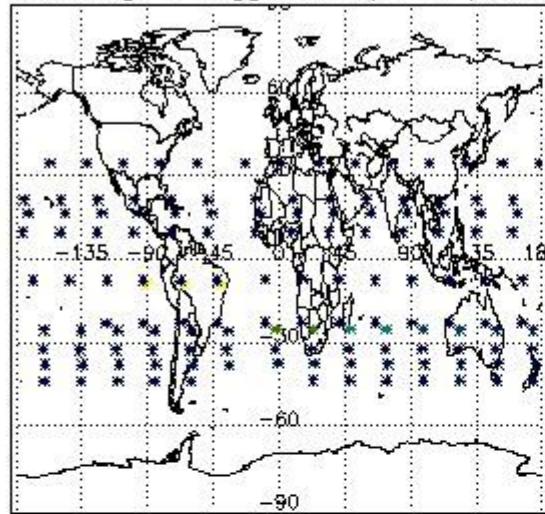
In this section it is plotted some information contained in the Quality Summary data set of the level 2 products. Only products in dark limb conditions and without errors (error flag in the MPH set to "0") are used.

3.1 Plot quality information per product (time dependant)

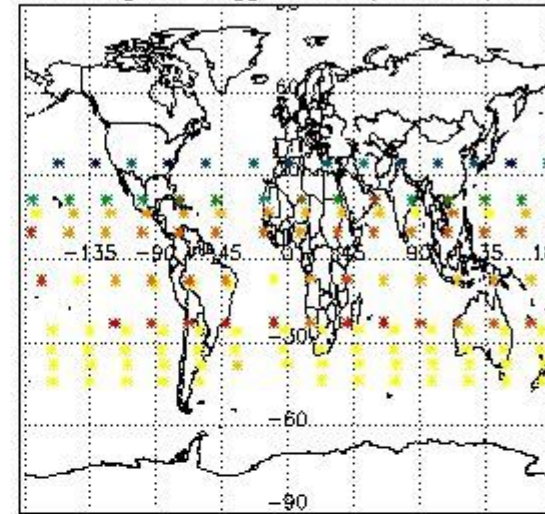


3.2 Plot quality information per product (world map)

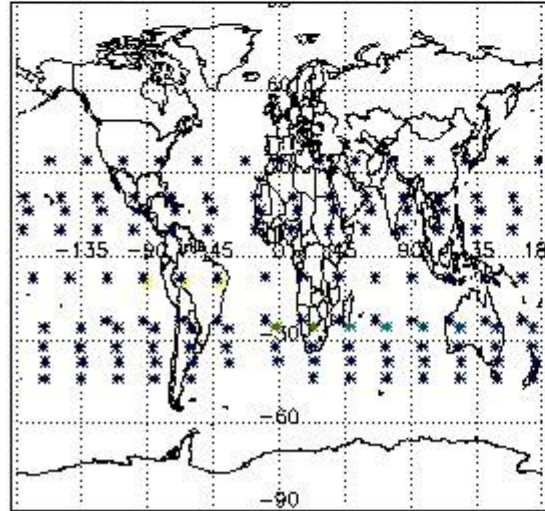
Percentage of flagged data per O3 profile



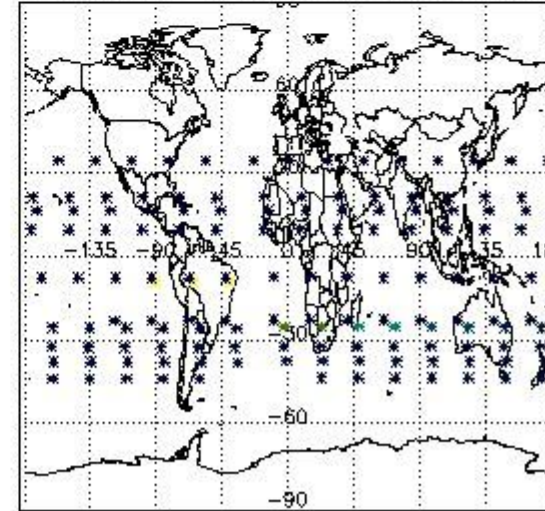
Percentage of flagged data per H2O profile



Percentage of flagged data per NO2 profile



Percentage of flagged data per NO3 profile

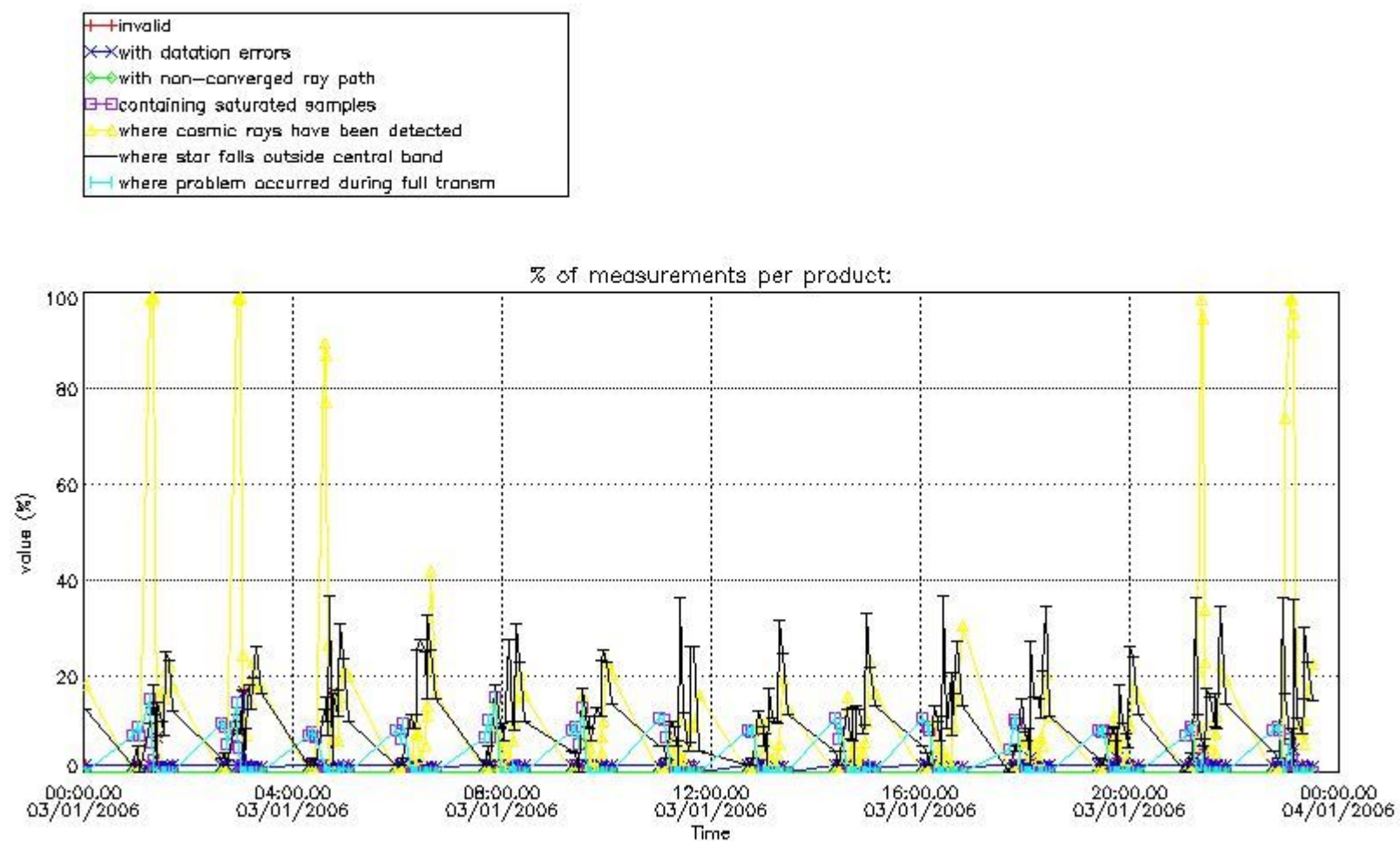


4. Level 1 quality information per product

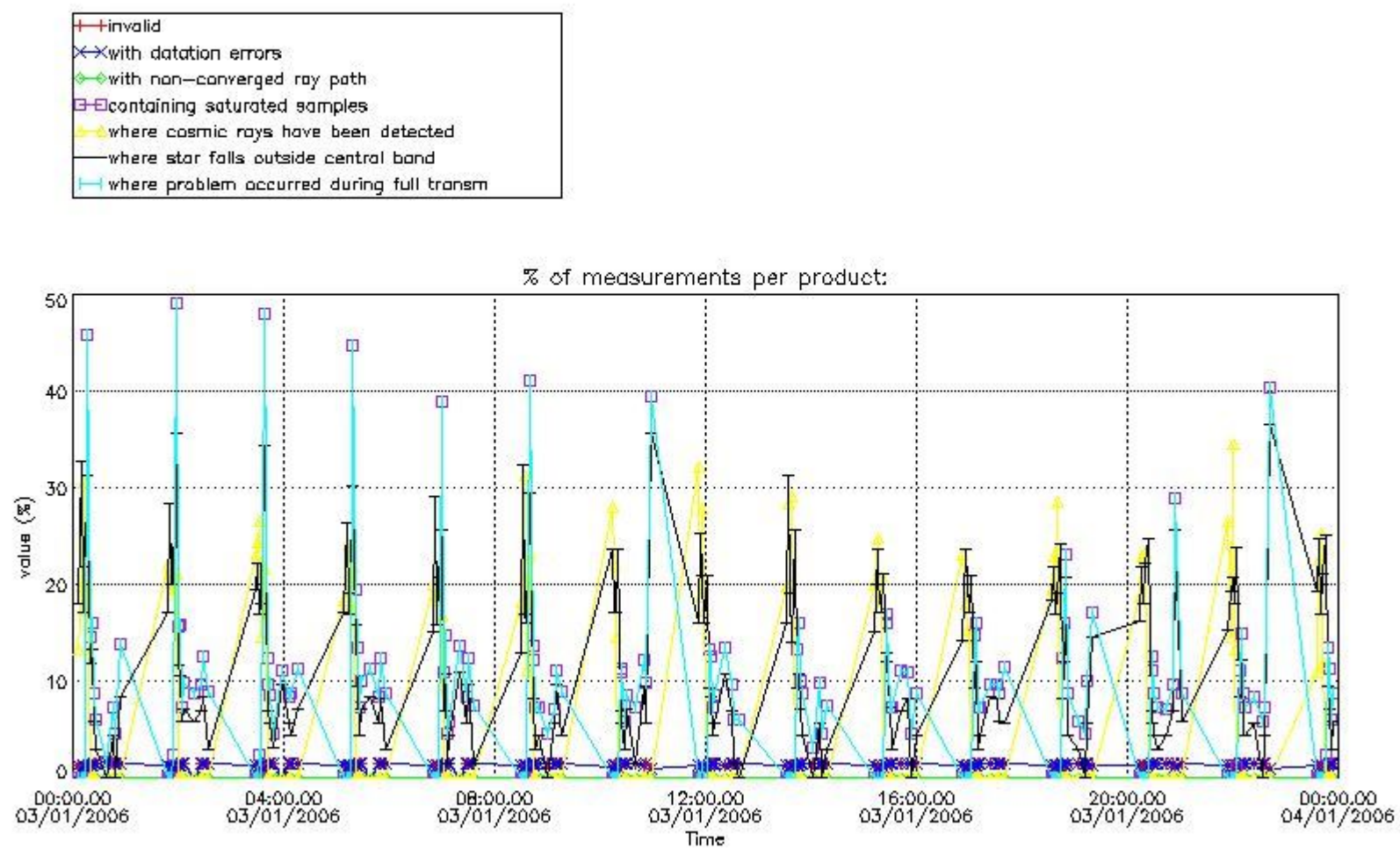
In this section it is plotted some information contained in the Quality Summary data set of the level 2 products that comes from the level 1b processing. Products without errors (error flag in the MPH set to "0") are used.

4.1 Plot quality information per product (time dependant) coming from level 1b processing

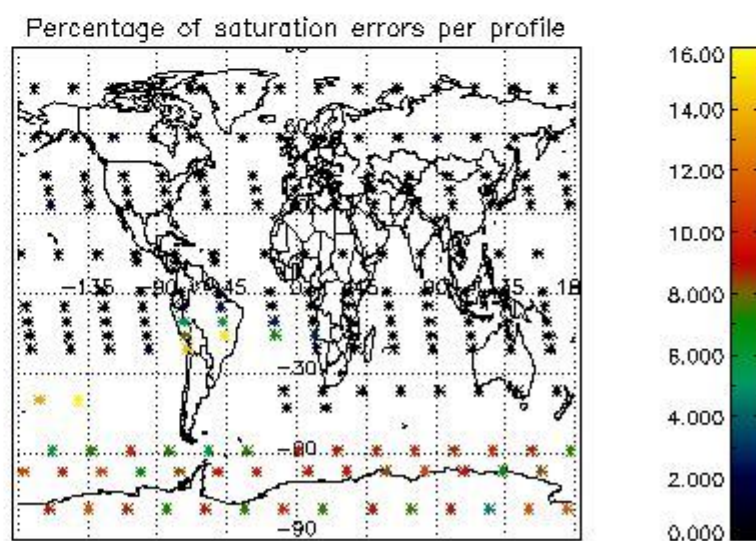
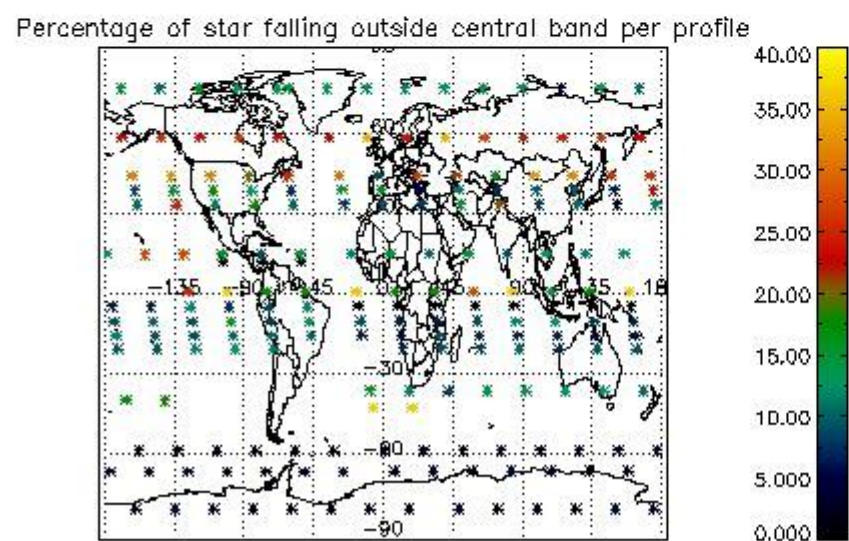
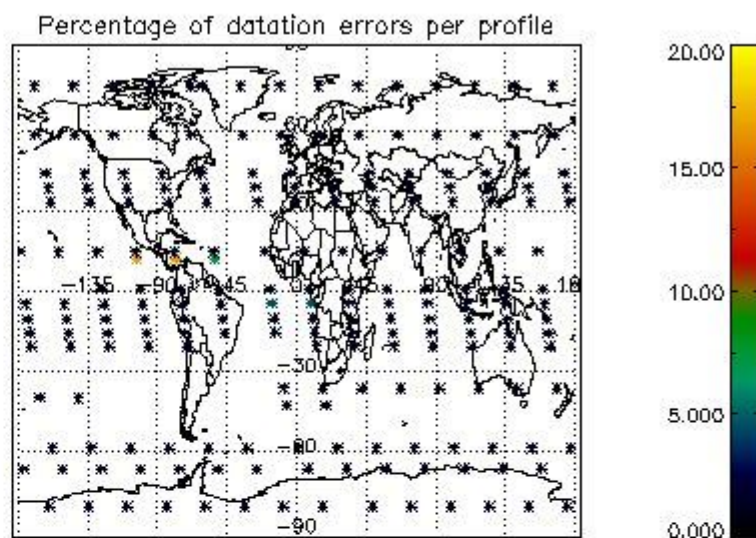
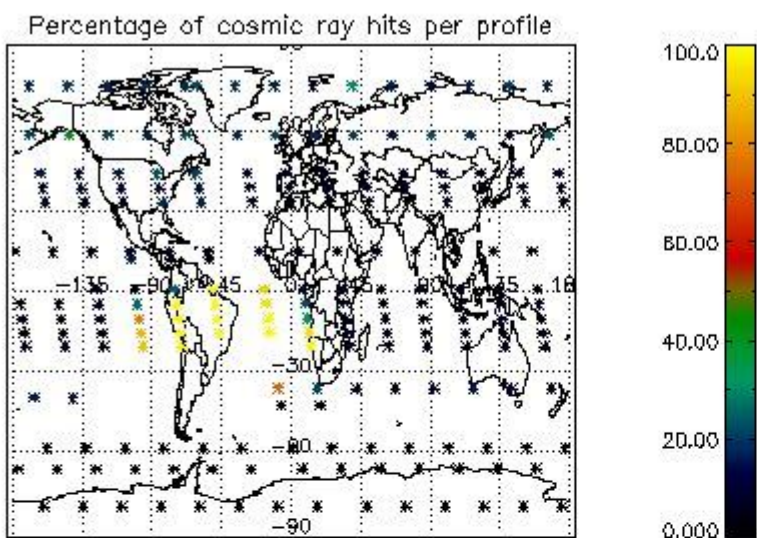
4.1.1 Plot level 1 quality information per product (time dependant): ENVISAT ASCENDING passes



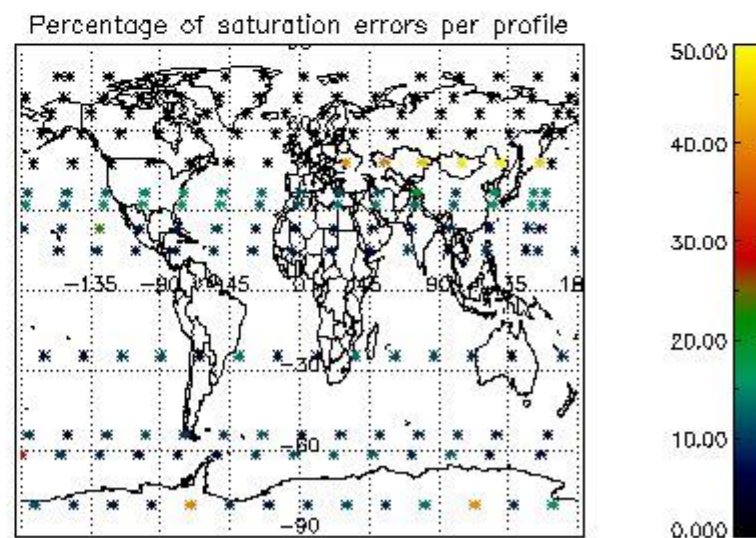
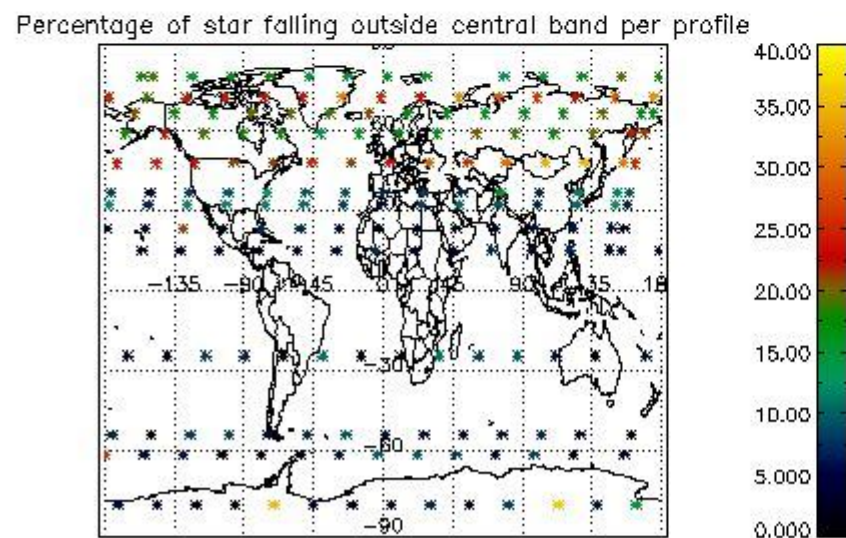
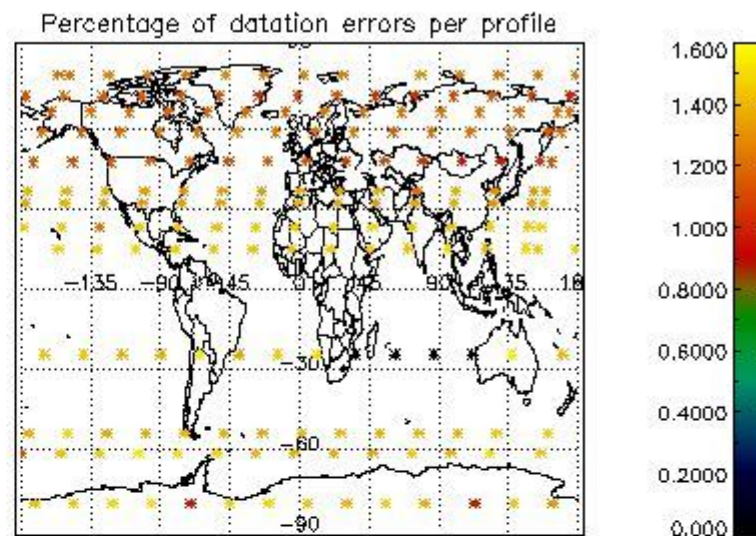
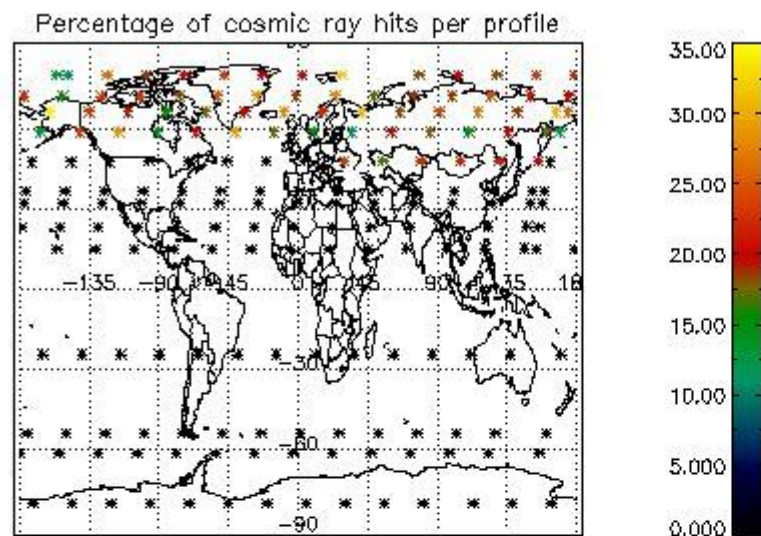
4.1.2 Plot level 1 quality information per product (time dependant): ENVI SAT DESCENDING passes



4.2 Plot quality information per product coming from level 1b processing (world map)
 4.2.1 Plot level 1 quality information per product (world map): ENVISAT ASCENDING passes



4.2.2 Plot level 1 quality information per product (world map): ENVISAT DESCENDING passes



5. Trace gas profiles

5.1 Ozone statistics based on quality of products

The final quality of the products can be "measured" using the STD (Standard Deviation) attached to every point profile. This information is written to the parameter GOM_NL__2P/NL_LOCAL_SPECIES_DENSITY/o3_std of the level 2 products. The table below shows the statistics for given STD ranges.

The statistics are given with respect to the overall valid production:

- Products without fatal errors: GOM_NL__2P/MPH/PRODUCT_ERR=0
- Valid point profile: GOM_NL__2P/NL_LOCAL_SPECIES_DENSITY/pcd(0)=0

The 'Criteria' is applied to valid points of dark limb products:

- Products in dark limb illumination condition: GOM_NL__2P/NL_SUMMARY_QUALITY/obs_ill_cond=0
- Products without fatal errors: GOM_NL__2P/MPH/PRODUCT_ERR=0
- Valid point profile: GOM_NL__2P/NL_LOCAL_SPECIES_DENSITY/pcd(0)=0

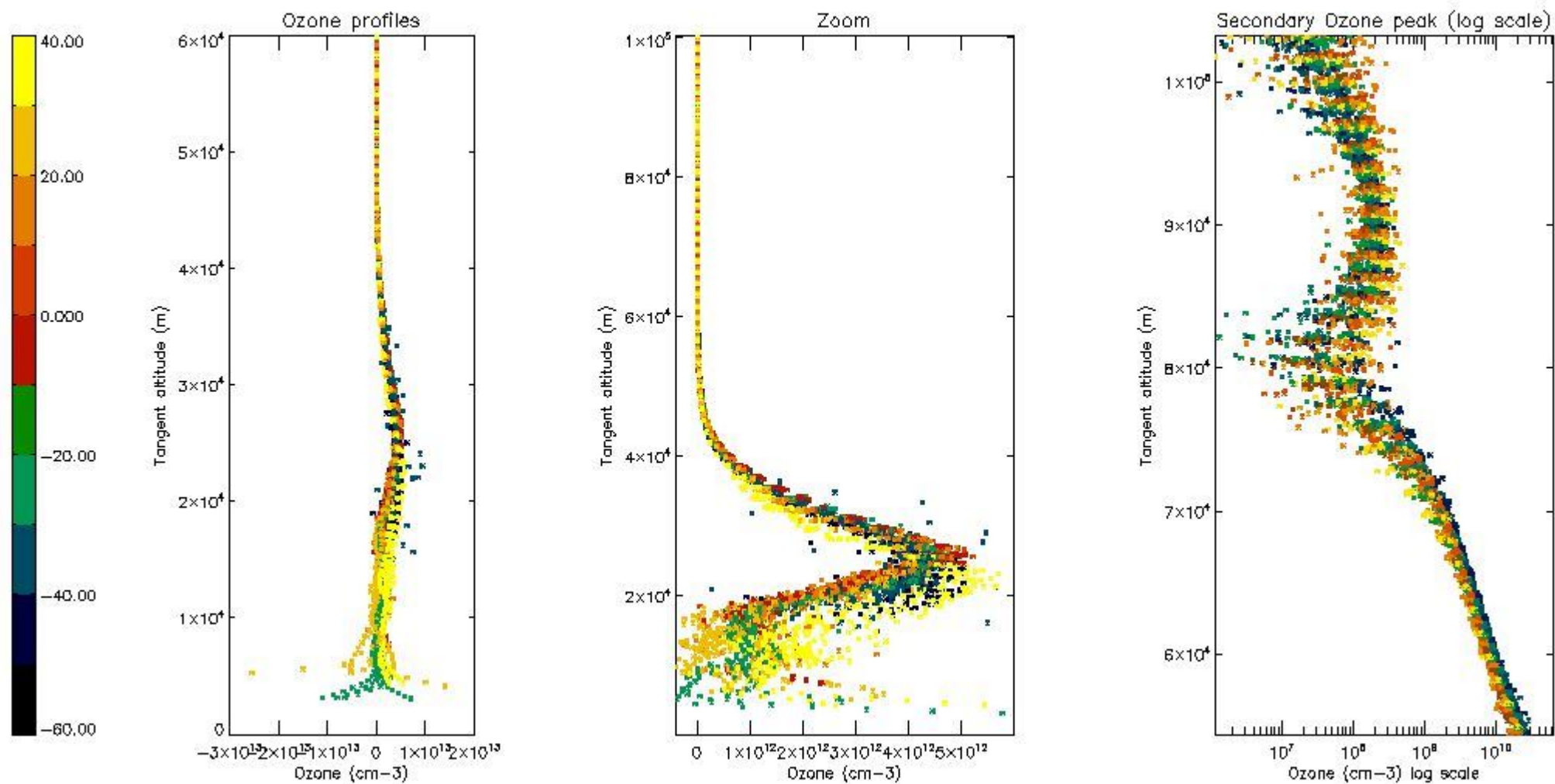
So, the table below shows the percentage of dark limb and valid observations for each criteria with respect to the overall valid daily observations.

Criteria	% of total production
All STD	37
STD < 20	23

STD < 10	19
STD < 5	13

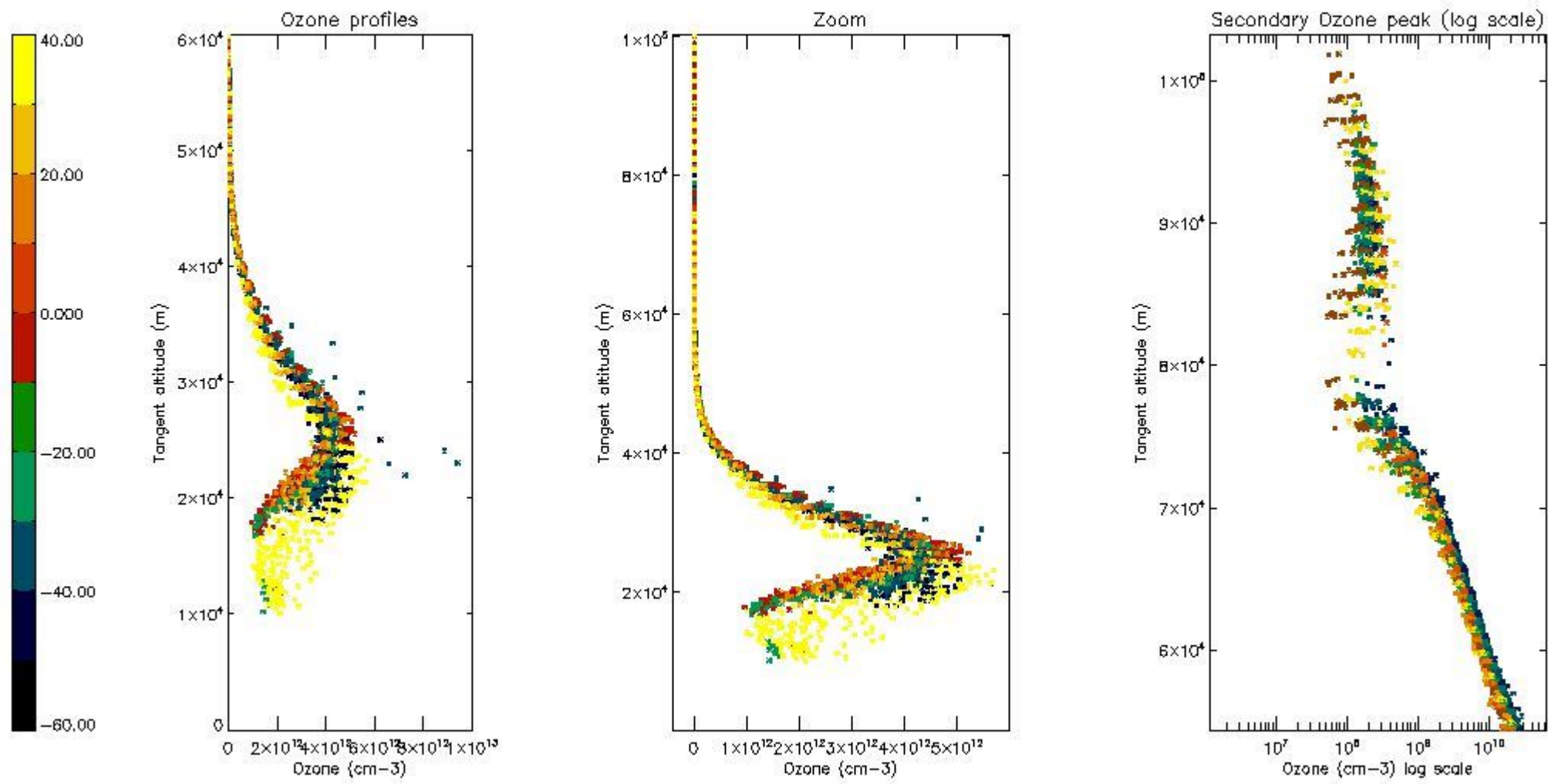
5.2 Plot ozone profiles for all STD (dark without errors)

The colorbar represents the latitude.



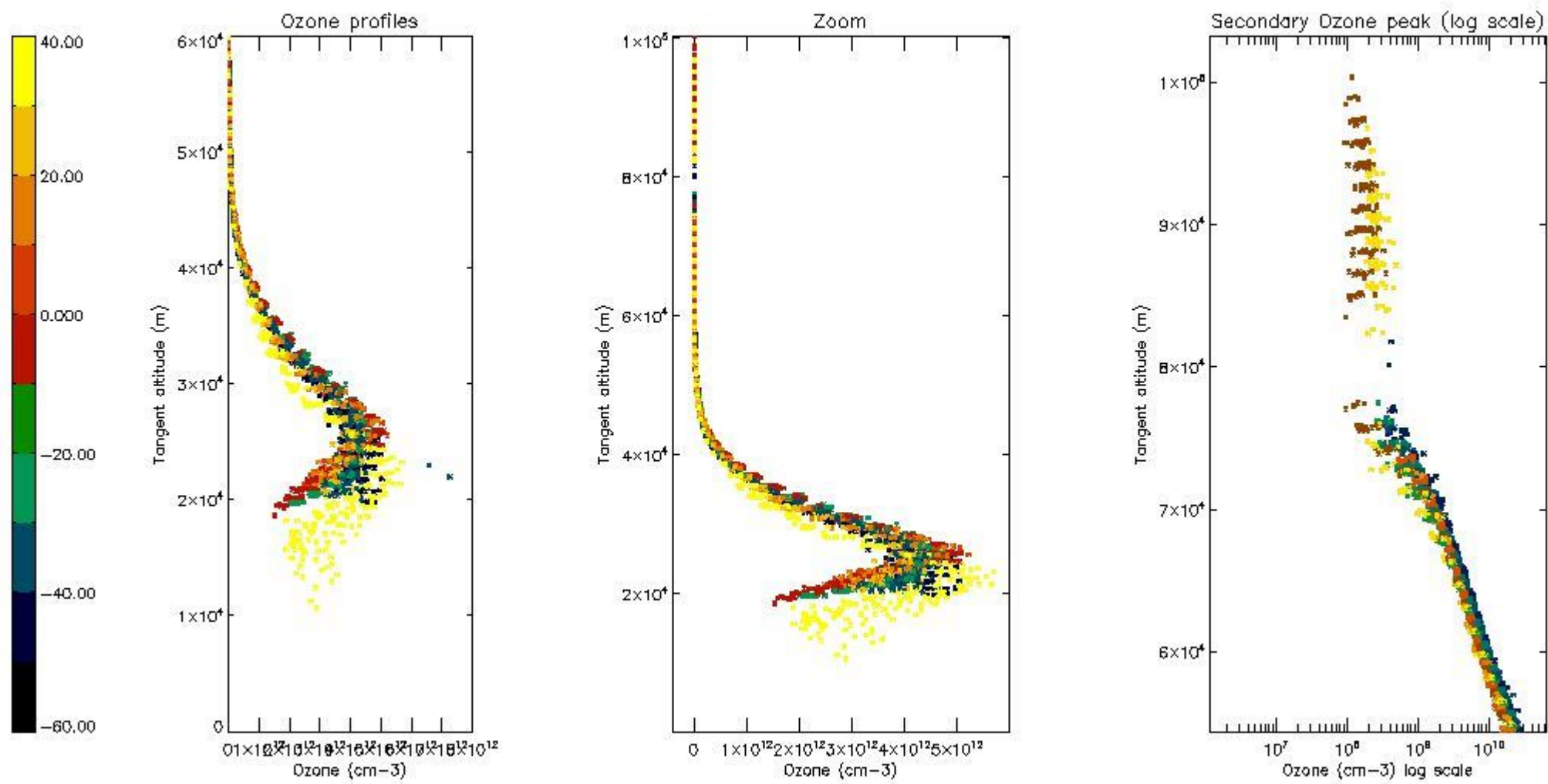
5.3 Plot ozone profiles where STD < 20% (dark without errors)

The colorbar represents the latitude.



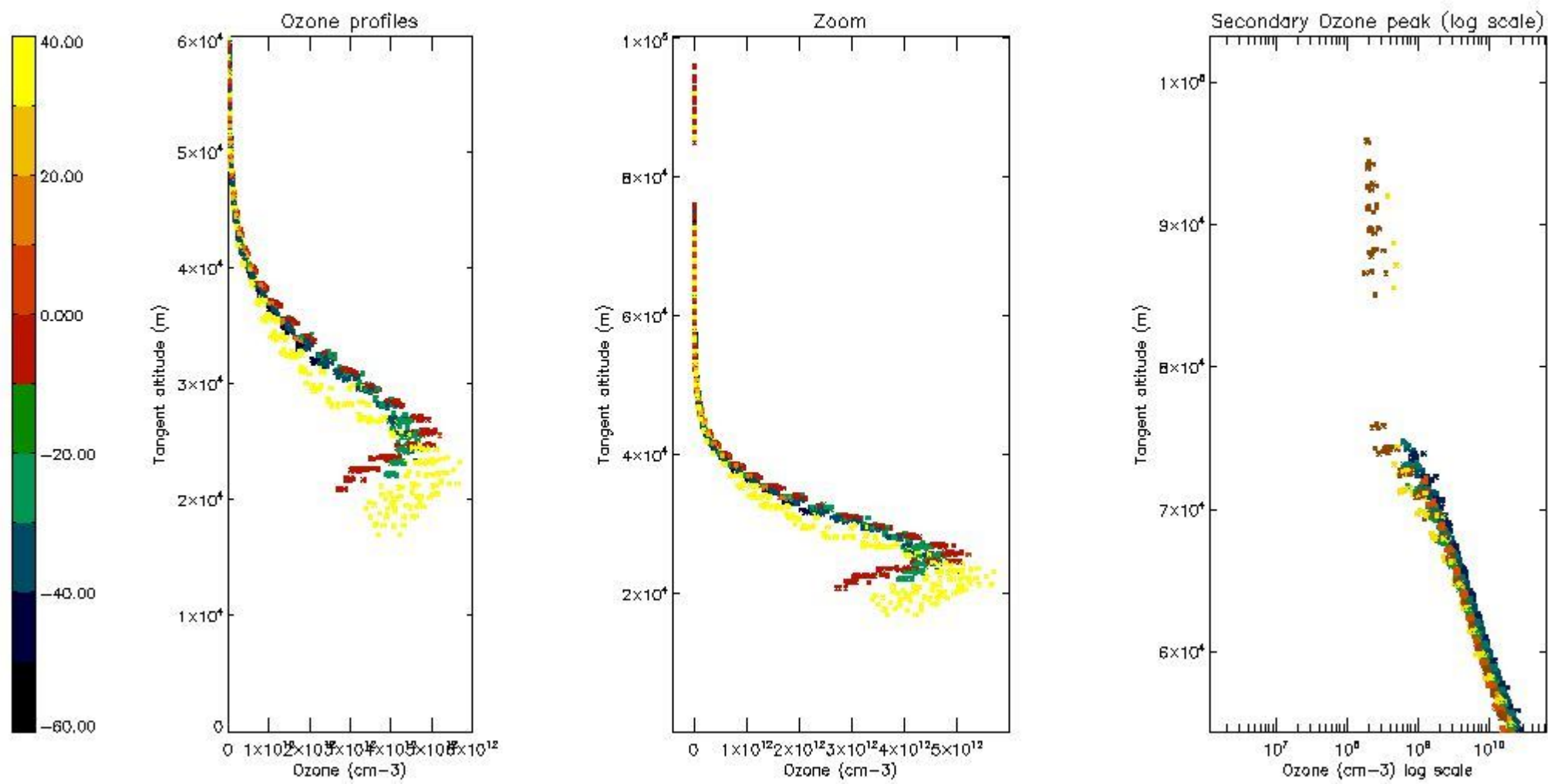
5.4 Plot ozone profiles where STD < 10% (dark without errors)

The colorbar represents the latitude.



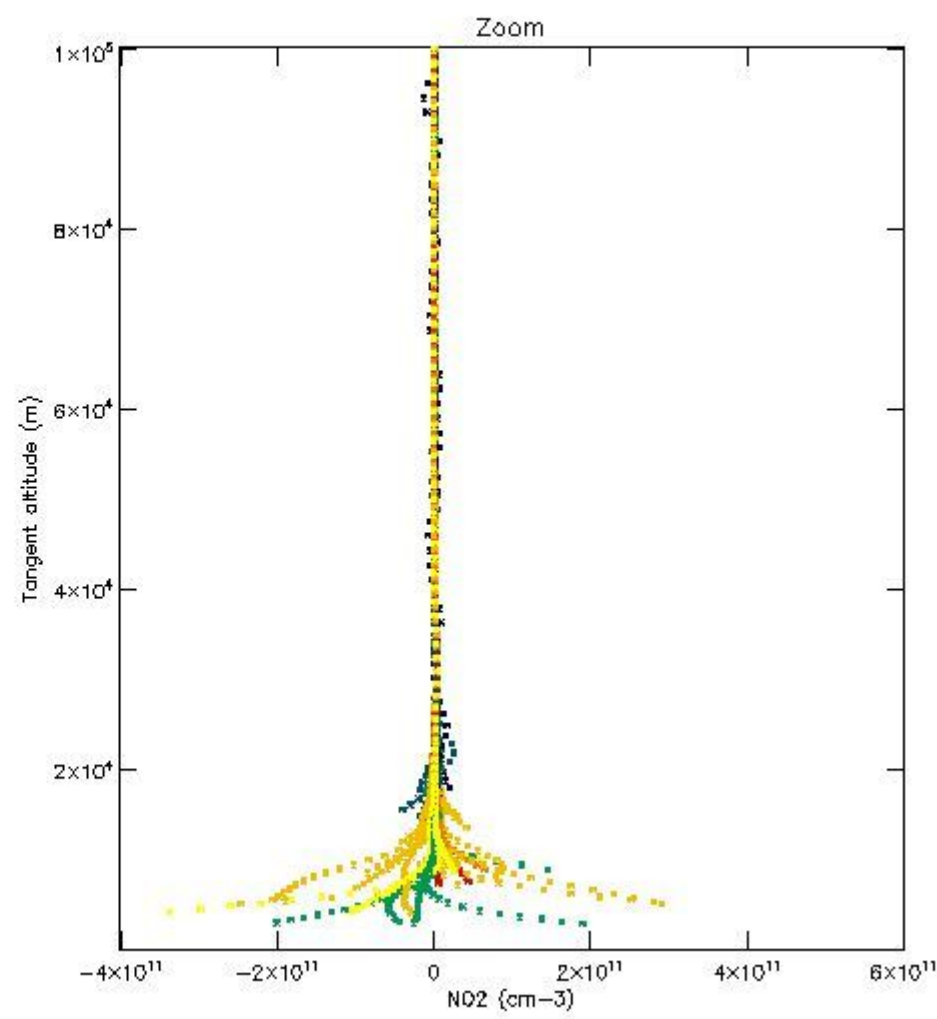
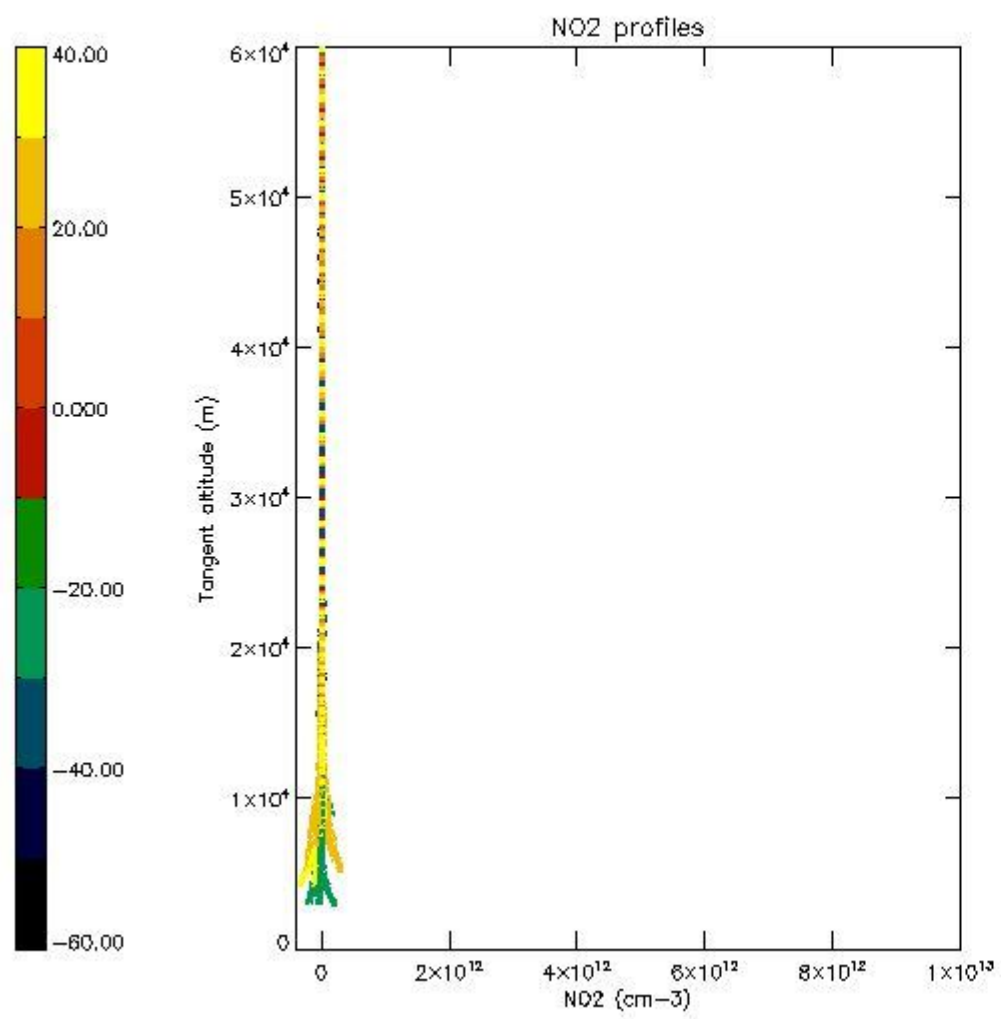
5.5 Plot ozone profiles where STD < 5% (dark without errors)

The colorbar represents the latitude.



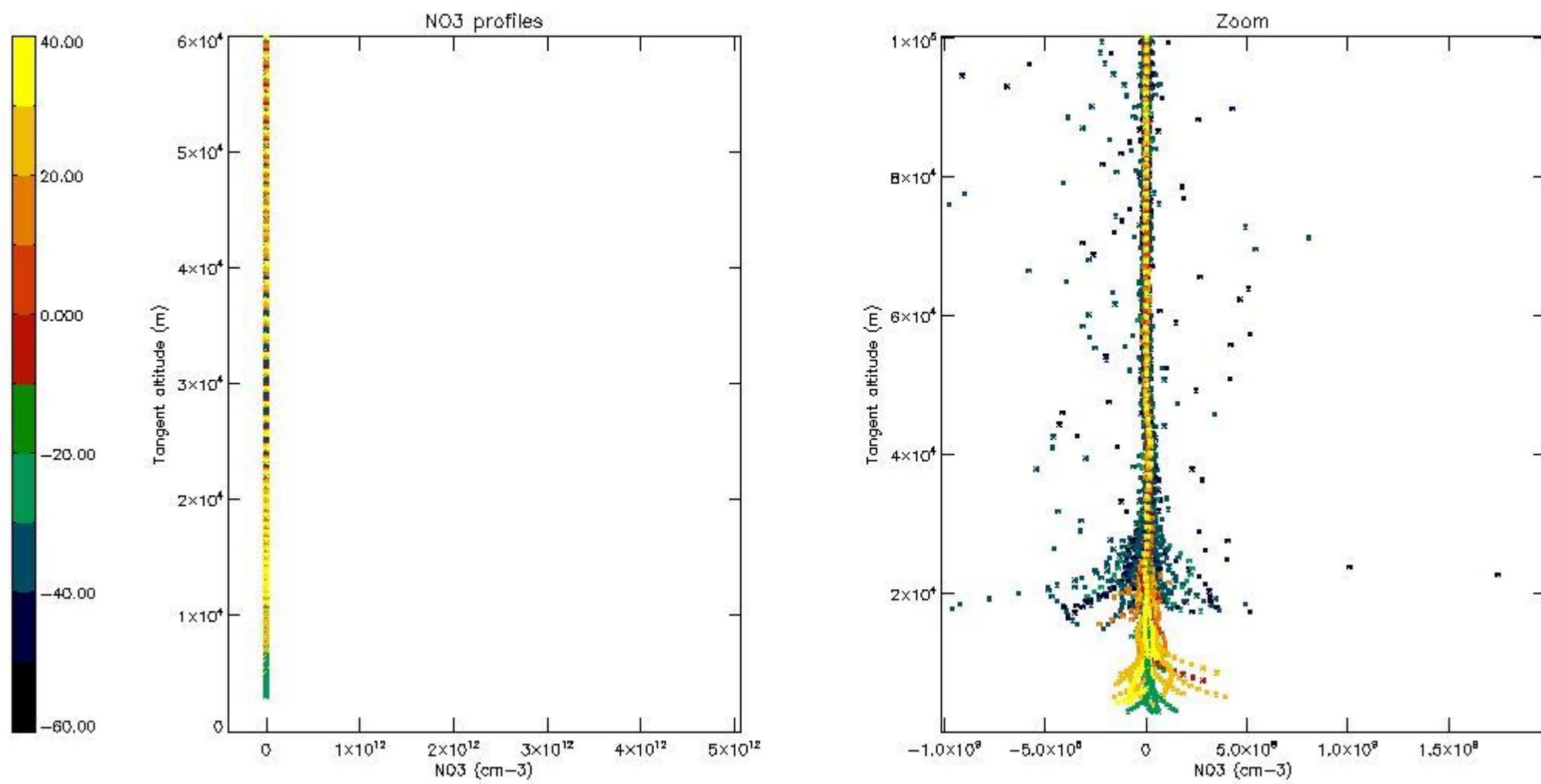
5.6 Plot NO₂ profiles for all STD (dark without errors)

The colorbar represents the latitude.



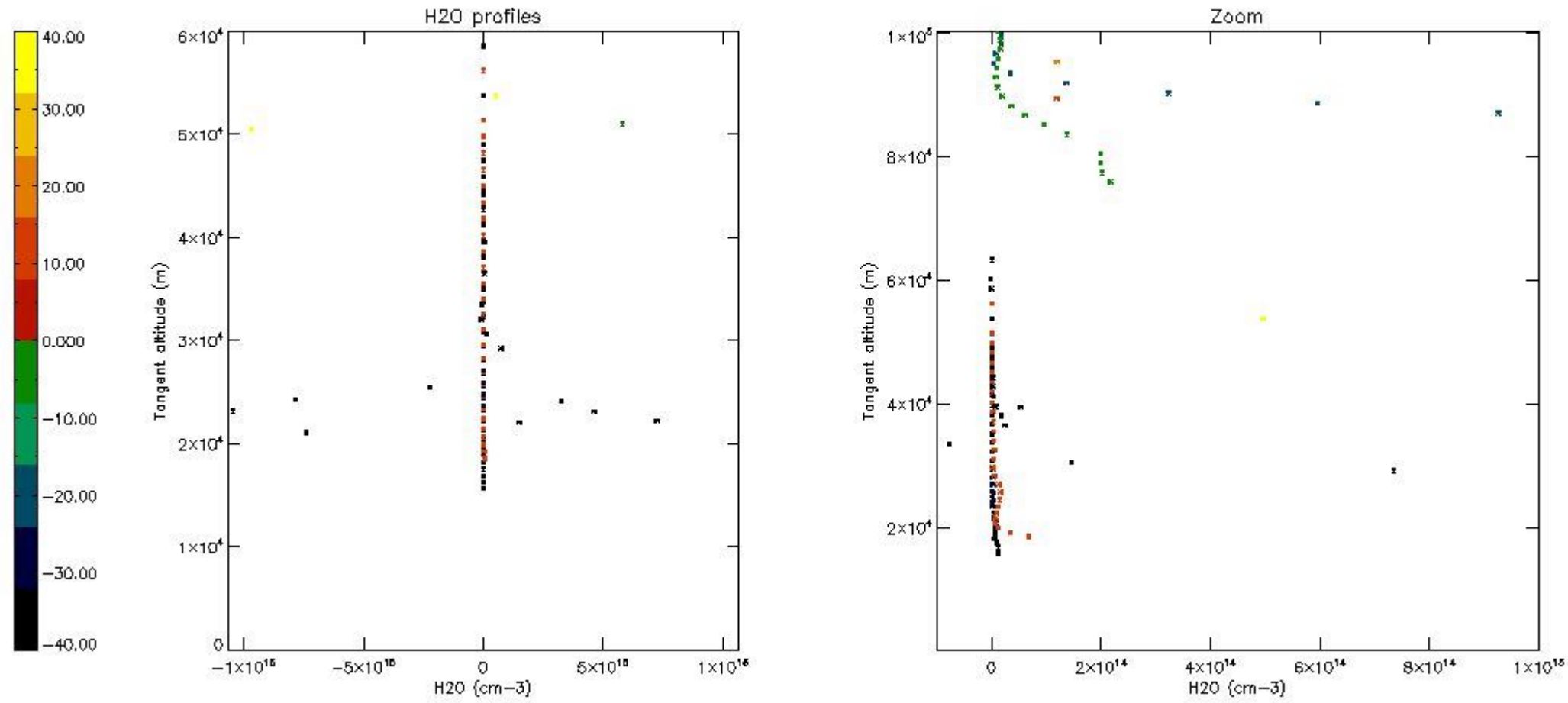
5.7 Plot NO3 profiles for all STD (dark without errors)

The colorbar represents the latitude.



5.8 Plot H₂O profiles for all STD (only for occultations of stars 1,2,3,4,13,14,16,26,63 dark without errors)

The colorbar represents the latitude.



6. Auxiliary Data Files used for the production reported in section 2

The number reported in the third column indicates since which file (see list in section 2) the corresponding auxiliary file has been used. The fourth column is the date of those product files.

Type	Auxiliary Filename	Used since product	Used since product date
INST_PHYS_CHARACTERISTICS	GOM_INS_AXVIEC20091111_143220_20030716_120000_20500101_000000	1	03-JAN-2006 00:02:12
LEVEL-2_PROC_CONFIG	GOM_PR2_AXVIEC20091111_152718_20020301_000000_20500101_000000	1	03-JAN-2006 00:02:12
CROSS_SECTIONS_FILE	GOM_CR2_AXVIEC20091111_154832_20020301_000000_20500101_000000	1	03-JAN-2006 00:02:12

GOMOS Level 2 Daily Report

SUMMARY

[1. General Info](#)

[2. Summary of processed GOM_NL_2P products](#)

[3. Level 2 Quality information per product](#)

[3.1 Plot of level 2 quality information per product \(time dependant\)](#)

[3.2 Plot of level 2 quality information per product \(world map\)](#)

[4. Level 1 Quality information per product \(stored on level 2 products\)](#)

[4.1 Plot of level 1 quality information per product \(time dependant\)](#)

[4.1.1 Plot of level 1 quality information per product \(time dependant\): ASCENDING](#)

[4.1.2 Plot of level 1 quality information per product \(time dependant\): DESCENDING](#)

[4.2 Plot of level 1 quality information per product \(world map\)](#)

[4.2.1 Plot of level 1 quality information per product \(world map\): ASCENDING](#)

[4.2.2 Plot of level 1 quality information per product \(world map\): DESCENDING](#)

[5. Ozone profiles based on quality statistics and other trace gas profiles](#)

[5.1 Ozone statistics based on quality of products](#)

[5.2 Plot ozone profiles for all STD \(dark without errors\)](#)

[5.3 Plot ozone profiles where STD < 20% \(dark without errors\)](#)

[5.4. Plot ozone profiles where STD < 10% \(dark without errors\)](#)

[5.5. Plot ozone profiles where STD < 5% \(dark without errors\)](#)

[5.6 Plot NO2 profiles for all STD \(dark without errors\)](#)

[5.7 Plot NO3 profiles for all STD \(dark without errors\)](#)

[5.8 Plot H2O profiles \(only for occultations of stars 1,2,3,4,13,14,16,26,63 dark without errors\) for all STD](#)

[6. Auxiliary Data Files used for the production reported in section 2](#)

This report presents the daily analysis on parameters extracted from GOMOS level 2 data (GOM_NL__2P). It is intended to monitor some important parameters that will impact the quality of these products. A list of level 2 products (and content) that have arrived during the reporting day to the PCF is also given.

Item	Value
Time of report generation	22APR2013 11:37:07
Data source version	GOMOS/6.01
Start time of products	03-01-2006 (03JAN2006 00:00:00)
Stop time of products	04-01-2006 (04JAN2006 00:00:00)
Store outputs in DB	Yes
Nb of level 2 prods	399
Nb of prods with errors	1

2. Summary of processed GOM_NL__2P products.

Nr	Filename	UTC Start time	Limb	Duration	Star Id	Star Name	Star Mag	Star Temp	Nb Meas	Orbit	Prod. error
1	GOM_NL__2PRFIN20060103_000212_000000392044_00002_20096_6892.N1	03-JAN-2006 00:02:12	Straylight	38.500	108	Alp Col	2.6520	15200.	77	20096	No
2	GOM_NL__2PRFIN20060103_000648_000000422044_00002_20096_6893.N1	03-JAN-2006 00:06:48	Straylight	41.500	101	11Alp Lep	2.5820	7000.0	83	20096	No
3	GOM_NL__2PRFIN20060103_000939_000000512044_00002_20096_6894.N1	03-JAN-2006 00:09:39	Straylight	50.500	7	19Bet Ori	0.10000	14000.	101	20096	No
4	GOM_NL__2PRFIN20060103_001129_000000412044_00002_20096_6895.N1	03-JAN-2006 00:11:29	Straylight	41.000	30	46Eps Ori	1.6940	30000.	82	20096	No
5	GOM_NL__2PRFIN20060103_001341_000000442044_00002_20096_6896.N1	03-JAN-2006 00:13:41	Twilight_stray	43.500	27	24Gam Ori	1.6360	26000.	87	20096	No
6	GOM_NL__2PRFIN20060103_001652_000000482044_00002_20096_6897.N1	03-JAN-2006 00:16:52	Bright	48.000	13	87Alp Tau	0.86700	3800.0	96	20096	No
7	GOM_NL__2PRFIN20060103_002001_000000382044_00002_20096_6898.N1	03-JAN-2006 00:20:01	Bright	38.000	28	12Bet Tau	1.6500	15200.	76	20096	No
8	GOM_NL__2PRFIN20060103_002119_000000382044_00002_20096_6899.N1	03-JAN-2006 00:21:19	Bright	37.500	114	31ot Aur	2.6930	4600.0	75	20096	No
9	GOM_NL__2PRFIN20060103_002345_000000352044_00002_20096_6900.N1	03-JAN-2006 00:23:45	Bright	34.500	149	45Eps Per	2.8880	30000.	69	20096	No
10	GOM_NL__2PRFIN20060103_002603_000000342044_00002_20096_6901.N1	03-JAN-2006 00:26:03	Bright	33.500	175	39Del Per	3.0100	19400.	67	20096	No
11	GOM_NL__2PRFIN20060103_003709_000000322044_00002_20096_6902.N1	03-JAN-2006 00:37:09	Bright	32.000	49	1Alp UMi	1.9900	6300.0	64	20096	No
12	GOM_NL__2PRFIN20060103_004529_000000352044_00002_20096_6903.N1	03-JAN-2006 00:45:29	Bright	34.500	119	14Eta Dra	2.7270	4700.0	69	20096	No
13	GOM_NL__2PRFIN20060103_004739_000000332044_00002_20096_6904.N1	03-JAN-2006 00:47:39	Bright	33.000	130	23Bet Dra	2.7990	5800.0	66	20096	No
14	GOM_NL__2PRFIN20060103_005352_000000362044_00002_20096_6905.N1	03-JAN-2006 00:53:52	Bright	36.000	133	40Zet Her	2.8070	6000.0	72	20096	No
15	GOM_NL__2PRFIN20060103_005649_000000342044_00002_20096_6906.N1	03-JAN-2006 00:56:49	Bright	33.500	127	27Bet Her	2.7810	4700.0	67	20096	No
16	GOM_NL__2PRFIN20060103_010145_000000372044_00002_20096_6907.N1	03-JAN-2006 01:01:45	Bright	36.500	102	24Alp Ser	2.6000	4250.0	73	20096	No
17	GOM_NL__2PRFIN20060103_010403_000000342044_00002_20096_6908.N1	03-JAN-2006 01:04:03	Bright	33.500	120	1Del Oph	2.7340	3200.0	67	20096	No
18	GOM_NL__2PRFIN20060103_011614_000000392044_00002_20096_6909.N1	03-JAN-2006 01:16:14	Dark	39.000	109	Bet Lup	2.6770	26000.	78	20096	No
19	GOM_NL__2PRFIN20060103_011743_000000412044_00002_20096_6910.N1	03-JAN-2006 01:17:43	Dark	41.000	78	Alp Lup	2.3040	28000.	82	20096	No
20	GOM_NL__2PRFIN20060103_011917_000000422044_00002_20096_6911.N1	03-JAN-2006 01:19:17	Dark	41.500	95	Zet Cen	2.5450	26000.	83	20096	No
21	GOM_NL__2PRFIN20060103_012050_000000422044_00003_20097_6886.N1	03-JAN-2006 01:20:50	Dark	41.500	4	Alp1Cen	-0.010000	5800.0	83	20097	No
22	GOM_NL__2PRFIN20060103_012405_000000072044_00003_20097_6887.N1	03-JAN-2006 01:24:05	Dark	7.0000	26	Gam Cru	1.6240	2900.0	14	20097	No
23	GOM_NL__2PRFIN20060103_012446_000000412044_00003_20097_6888.N1	03-JAN-2006 01:24:46	Dark	41.000	12	Alp1Cru	0.77500	30000.	82	20097	No
24	GOM_NL__2PRFIN20060103_013000_000000392044_00003_20097_6889.N1	03-JAN-2006 01:30:00	Dark	38.500	29	Bet Car	1.6720	10200.	77	20097	No
25	GOM_NL__2PRFIN20060103_013128_000000402044_00003_20097_6890.N1	03-JAN-2006 01:31:28	Dark	39.500	71	1ot Car	2.2460	7700.0	79	20097	No
26	GOM_NL__2PRFIN20060103_013300_000000482044_00003_20097_6891.N1	03-JAN-2006 01:33:00	Dark	47.500	41	Eps Car	1.8600	4100.0	95	20097	No
27	GOM_NL__2PRFIN20060103_013708_000000452044_00003_20097_6892.N1	03-JAN-2006 01:37:08	Dark	45.000	2	Alp Car	-0.73600	7000.0	90	20097	No
28	GOM_NL__2PRFIN20060103_014248_000000392044_00003_20097_6893.N1	03-JAN-2006 01:42:48	Straylight	39.000	108	Alp Col	2.6520	15200.	78	20097	No
29	GOM_NL__2PRFIN20060103_014724_000000412044_00003_20097_6894.N1	03-JAN-2006 01:47:24	Straylight	41.000	101	11Alp Lep	2.5820	7000.0	82	20097	No
30	GOM_NL__2PRFIN20060103_015015_000000482044_00003_20097_6895.N1	03-JAN-2006 01:50:15	Straylight	47.500	7	19Bet Ori	0.10000	14000.	95	20097	No
31	GOM_NL__2PRFIN20060103_015205_000000432044_00003_20097_6896.N1	03-JAN-2006 01:52:05	Straylight	42.500	30	46Eps Ori	1.6940	30000.	85	20097	No
32	GOM_NL__2PRFIN20060103_015417_000000432044_00003_20097_6897.N1	03-JAN-2006 01:54:17	Twilight_stray	42.500	27	24Gam Ori	1.6360	26000.	85	20097	No
33	GOM_NL__2PRFIN20060103_015728_000000522044_00003_20097_6898.N1	03-JAN-2006 01:57:28	Bright	52.000	13	87Alp Tau	0.86700	3800.0	104	20097	No
34	GOM_NL__2PRFIN20060103_020037_000000392044_00003_20097_6899.N1	03-JAN-2006 02:00:37	Bright	38.500	28	12Bet Tau	1.6500	15200.	77	20097	No
35	GOM_NL__2PRFIN20060103_020155_000000382044_00003_20097_6900.N1	03-JAN-2006 02:01:55	Bright	38.000	114	31ot Aur	2.6930	4600.0	76	20097	No
36	GOM_NL__2PRFIN20060103_020421_000000342044_00003_20097_6901.N1	03-JAN-2006 02:04:21	Bright	34.000	149	45Eps Per	2.8880	30000.	68	20097	No
37	GOM_NL__2PRFIN20060103_020639_000000362044_00003_20097_6902.N1	03-JAN-2006 02:06:39	Bright	35.500	175	39Del Per	3.0100	19400.	71	20097	No
38	GOM_NL__2PRFIN20060103_021745_000000352044_00003_20097_6903.N1	03-JAN-2006 02:17:45	Bright	34.500	49	1Alp UMi	1.9900	6300.0	69	20097	No
39	GOM_NL__2PRFIN20060103_022605_000000362044_00003_20097_6904.N1	03-JAN-2006 02:26:05	Bright	36.000	119	14Eta Dra	2.7270	4700.0	72	20097	No
40	GOM_NL__2PRFIN20060103_022815_000000362044_00003_20097_6905.N1	03-JAN-2006 02:28:15	Bright	36.000	130	23Bet Dra	2.7990	5800.0	72	20097	No
41	GOM_NL__2PRFIN20060103_023428_000000342044_00003_20097_6906.N1	03-JAN-2006 02:34:28	Bright	34.000	133	40Zet Her	2.8070	6000.0	68	20097	No
42	GOM_NL__2PRFIN20060103_023725_000000352044_00003_20097_6907.N1	03-JAN-2006 02:37:25	Bright	34.500	127	27Bet Her	2.7810	4700.0	69	20097	No

43	GOM_NL__2PRFIN20060103_024221_000000372044_00003_20097_6908.N1	03-JAN-2006 02:42:21	Bright	36.500	102	24Alp Ser	2.6000	4250.0	73	20097	No
44	GOM_NL__2PRFIN20060103_024439_000000342044_00003_20097_6909.N1	03-JAN-2006 02:44:39	Bright	33.500	120	1Del Oph	2.7340	3200.0	67	20097	No
45	GOM_NL__2PRFIN20060103_025528_000000382044_00003_20097_6910.N1	03-JAN-2006 02:55:28	Dark	38.000	131	Gam Lup	2.8000	26000.	76	20097	No
46	GOM_NL__2PRFIN20060103_025651_000000392044_00003_20097_6911.N1	03-JAN-2006 02:56:51	Dark	38.500	109	Bet Lup	2.6770	26000.	77	20097	No
47	GOM_NL__2PRFIN20060103_025820_000000382044_00003_20097_6912.N1	03-JAN-2006 02:58:20	Dark	38.000	78	Alp Lup	2.3040	28000.	76	20097	No
48	GOM_NL__2PRFIN20060103_025953_000000402044_00003_20097_6913.N1	03-JAN-2006 02:59:53	Dark	40.000	95	Zet Cen	2.5450	26000.	80	20097	No
49	GOM_NL__2PRFIN20060103_030127_000000412044_00004_20098_6887.N1	03-JAN-2006 03:01:27	Dark	41.000	4	Alp1Cen	-0.010000	5800.0	82	20098	No
50	GOM_NL__2PRFIN20060103_030442_000000032044_00004_20098_6888.N1	03-JAN-2006 03:04:42	Dark	3.0000	26	Gam Cru	1.6240	2900.0	6	20098	No
51	GOM_NL__2PRFIN20060103_030523_000000392044_00004_20098_6889.N1	03-JAN-2006 03:05:23	Dark	39.000	12	Alp1Cru	0.77500	30000.	78	20098	No
52	GOM_NL__2PRFIN20060103_031036_000000422044_00004_20098_6890.N1	03-JAN-2006 03:10:36	Dark	41.500	29	Bet Car	1.6720	10200.	83	20098	No
53	GOM_NL__2PRFIN20060103_031204_000000432044_00004_20098_6891.N1	03-JAN-2006 03:12:04	Dark	42.500	71	lot Car	2.2460	7700.0	85	20098	No
54	GOM_NL__2PRFIN20060103_031337_000000442044_00004_20098_6892.N1	03-JAN-2006 03:13:37	Dark	43.500	41	Eps Car	1.8600	4100.0	87	20098	No
55	GOM_NL__2PRFIN20060103_031744_000000462044_00004_20098_6893.N1	03-JAN-2006 03:17:44	Dark	46.000	2	Alp Car	-0.73600	7000.0	92	20098	No
56	GOM_NL__2PRFIN20060103_032324_000000402044_00004_20098_6894.N1	03-JAN-2006 03:23:24	Straylight	40.000	108	Alp Col	2.6520	15200.	80	20098	No
57	GOM_NL__2PRFIN20060103_032800_000000412044_00004_20098_6895.N1	03-JAN-2006 03:28:00	Straylight	41.000	101	11Alp Lep	2.5820	7000.0	82	20098	No
58	GOM_NL__2PRFIN20060103_033051_000000432044_00004_20098_6896.N1	03-JAN-2006 03:30:51	Straylight	43.000	7	19Bet Ori	0.10000	14000.	86	20098	No
59	GOM_NL__2PRFIN20060103_033241_000000422044_00004_20098_6897.N1	03-JAN-2006 03:32:41	Straylight	41.500	30	46Eps Ori	1.6940	30000.	83	20098	No
60	GOM_NL__2PRFIN20060103_033453_000000422044_00004_20098_6898.N1	03-JAN-2006 03:34:53	Tw_i_and_stray	41.500	27	24Gam Ori	1.6360	26000.	83	20098	No
61	GOM_NL__2PRFIN20060103_033804_000000512044_00004_20098_6899.N1	03-JAN-2006 03:38:04	Bright	51.000	13	87Alp Tau	0.86700	3800.0	102	20098	No
62	GOM_NL__2PRFIN20060103_034113_000000372044_00004_20098_6900.N1	03-JAN-2006 03:41:13	Bright	36.500	28	12Bet Tau	1.6500	15200.	73	20098	No
63	GOM_NL__2PRFIN20060103_034231_000000372044_00004_20098_6901.N1	03-JAN-2006 03:42:31	Bright	36.500	114	3lot Aur	2.6930	4600.0	73	20098	No
64	GOM_NL__2PRFIN20060103_034457_000000352044_00004_20098_6902.N1	03-JAN-2006 03:44:57	Bright	35.000	149	45Eps Per	2.8880	30000.	70	20098	No
65	GOM_NL__2PRFIN20060103_034715_000000332044_00004_20098_6903.N1	03-JAN-2006 03:47:15	Bright	33.000	175	39Del Per	3.0100	19400.	66	20098	No
66	GOM_NL__2PRFIN20060103_035821_000000362044_00004_20098_6904.N1	03-JAN-2006 03:58:21	Bright	36.000	49	1Alp UMi	1.9900	6300.0	72	20098	No
67	GOM_NL__2PRFIN20060103_040641_000000362044_00004_20098_6905.N1	03-JAN-2006 04:06:41	Bright	35.500	119	14Eta Dra	2.7270	4700.0	71	20098	No
68	GOM_NL__2PRFIN20060103_040851_000000352044_00004_20098_6906.N1	03-JAN-2006 04:08:51	Bright	34.500	130	23Bet Dra	2.7990	5800.0	69	20098	No
69	GOM_NL__2PRFIN20060103_041504_000000362044_00004_20098_6907.N1	03-JAN-2006 04:15:04	Bright	35.500	133	40Zet Her	2.8070	6000.0	71	20098	No
70	GOM_NL__2PRFIN20060103_041801_000000342044_00004_20098_6908.N1	03-JAN-2006 04:18:01	Bright	33.500	127	27Bet Her	2.7810	4700.0	67	20098	No
71	GOM_NL__2PRFIN20060103_042258_000000362044_00004_20098_6909.N1	03-JAN-2006 04:22:58	Bright	36.000	102	24Alp Ser	2.6000	4250.0	72	20098	No
72	GOM_NL__2PRFIN20060103_042515_000000342044_00004_20098_6910.N1	03-JAN-2006 04:25:15	Bright	34.000	120	1Del Oph	2.7340	3200.0	68	20098	No
73	GOM_NL__2PRFIN20060103_043604_000000392044_00004_20098_6911.N1	03-JAN-2006 04:36:04	Dark	38.500	131	Gam Lup	2.8000	26000.	77	20098	No
74	GOM_NL__2PRFIN20060103_043727_000000392044_00004_20098_6912.N1	03-JAN-2006 04:37:27	Dark	38.500	109	Bet Lup	2.6770	26000.	77	20098	No
75	GOM_NL__2PRFIN20060103_043856_000000422044_00004_20098_6913.N1	03-JAN-2006 04:38:56	Dark	41.500	78	Alp Lup	2.3040	28000.	83	20098	No
76	GOM_NL__2PRFIN20060103_044030_000000402044_00004_20098_6914.N1	03-JAN-2006 04:40:30	Dark	39.500	95	Zet Cen	2.5450	26000.	79	20098	No
77	GOM_NL__2PRFIN20060103_044203_000000532044_00005_20099_6909.N1	03-JAN-2006 04:42:03	Dark	53.000	4	Alp1Cen	-0.010000	5800.0	106	20099	No
78	GOM_NL__2PRFIN20060103_044518_000000032044_00005_20099_6910.N1	03-JAN-2006 04:45:18	Dark	3.0000	26	Gam Cru	1.6240	2900.0	6	20099	No
79	GOM_NL__2PRFIN20060103_044559_000000432044_00005_20099_6911.N1	03-JAN-2006 04:45:59	Dark	42.500	12	Alp1Cru	0.77500	30000.	85	20099	No
80	GOM_NL__2PRFIN20060103_045112_000000392044_00005_20099_6912.N1	03-JAN-2006 04:51:12	Dark	39.000	29	Bet Car	1.6720	10200.	78	20099	No
81	GOM_NL__2PRFIN20060103_045241_000000442044_00005_20099_6913.N1	03-JAN-2006 04:52:41	Dark	44.000	71	lot Car	2.2460	7700.0	88	20099	No
82	GOM_NL__2PRFIN20060103_045413_000000522044_00005_20099_6914.N1	03-JAN-2006 04:54:13	Dark	51.500	41	Eps Car	1.8600	4100.0	103	20099	No
83	GOM_NL__2PRFIN20060103_045821_000000452044_00005_20099_6915.N1	03-JAN-2006 04:58:21	Dark	44.500	2	Alp Car	-0.73600	7000.0	89	20099	No
84	GOM_NL__2PRFIN20060103_050401_000000382044_00005_20099_6916.N1	03-JAN-2006 05:04:01	Straylight	37.500	108	Alp Col	2.6520	15200.	75	20099	No
85	GOM_NL__2PRFIN20060103_050836_000000412044_00005_20099_6917.N1	03-JAN-2006 05:08:36	Straylight	41.000	101	11Alp Lep	2.5820	7000.0	82	20099	No
86	GOM_NL__2PRFIN20060103_051128_000000462044_00005_20099_6918.N1	03-JAN-2006 05:11:28	Straylight	45.500	7	19Bet Ori	0.10000	14000.	91	20099	No
87	GOM_NL__2PRFIN20060103_051317_000000422044_00005_20099_6919.N1	03-JAN-2006 05:13:17	Straylight	41.500	30	46Eps Ori	1.6940	30000.	83	20099	No
88	GOM_NL__2PRFIN20060103_051529_000000422044_00005_20099_6920.N1	03-JAN-2006 05:15:29	Tw_i_and_stray	42.000	27	24Gam Ori	1.6360	26000.	84	20099	No
89	GOM_NL__2PRFIN20060103_051840_000000482044_00005_20099_6921.N1	03-JAN-2006 05:18:40	Bright	48.000	13	87Alp Tau	0.86700	3800.0	96	20099	No
90	GOM_NL__2PRFIN20060103_052149_000000412044_00005_20099_6922.N1	03-JAN-2006 05:21:49	Bright	41.000	28	12Bet Tau	1.6500	15200.	82	20099	No
91	GOM_NL__2PRFIN20060103_052307_000000372044_00005_20099_6923.N1	03-JAN-2006 05:23:07	Bright	37.000	114	3lot Aur	2.6930	4600.0	74	20099	No
92	GOM_NL__2PRFIN20060103_052534_000000352044_00005_20099_6924.N1	03-JAN-2006 05:25:34	Bright	34.500	149	45Eps Per	2.8880	30000.	69	20099	No
93	GOM_NL__2PRFIN20060103_052752_000000352044_00005_20099_6925.N1	03-JAN-2006 05:27:52	Bright	35.000	175	39Del Per	3.0100	19400.	70	20099	No
94	GOM_NL__2PRFIN20060103_053857_000000362044_00005_20099_6926.N1	03-JAN-2006 05:38:57	Bright	35.500	49	1Alp UMi	1.9900	6300.0	71	20099	No
95	GOM_NL__2PRFIN20060103_054717_000000362044_00005_20099_6927.N1	03-JAN-2006 05:47:17	Bright	36.000	119	14Eta Dra	2.7270	4700.0	72	20099	No
96	GOM_NL__2PRFIN20060103_054927_000000372044_00005_20099_6928.N1	03-JAN-2006 05:49:27	Bright	36.500	130	23Bet Dra	2.7990	5800.0	73	20099	No
97	GOM_NL__2PRFIN20060103_055541_000000352044_00005_20099_6929.N1	03-JAN-2006 05:55:41	Bright	34.500	133	40Zet Her	2.8070	6000.0	69	20099	No
98	GOM_NL__2PRFIN20060103_055838_000000342044_00005_20099_6930.N1	03-JAN-2006 05:58:38	Bright	34.000	127	27Bet Her	2.7810	4700.0	68	20099	No
99	GOM_NL__2PRFIN20060103_060334_000000362044_00005_20099_6931.N1	03-JAN-2006 06:03:34	Bright	35.500	102	24Alp Ser	2.6000	4250.0	71	20099	No
100	GOM_NL__2PRFIN20060103_060551_000000352044_00005_20099_6932.N1	03-JAN-2006 06:05:51	Bright	35.000	120	1Del Oph	2.7340	3200.0	70	20099	No
101	GOM_NL__2PRFIN20060103_061641_000000382044_00005_20099_6933.N1	03-JAN-2006 06:16:41	Dark	38.000	131	Gam Lup	2.8000	26000.	76	20099	No

102	GOM_NL__2PRFIN20060103_061803_000000392044_00005_20099_6934.N1	03-JAN-2006 06:18:03	Dark	38.500	109	Bet Lup	2.6770	26000.	77	20099	No
103	GOM_NL__2PRFIN20060103_061932_000000392044_00005_20099_6935.N1	03-JAN-2006 06:19:32	Dark	38.500	78	Alp Lup	2.3040	28000.	77	20099	No
104	GOM_NL__2PRFIN20060103_062106_000000422044_00005_20099_6936.N1	03-JAN-2006 06:21:06	Dark	41.500	95	Zet Cen	2.5450	26000.	83	20099	No
105	GOM_NL__2PRFIN20060103_062239_000000462044_00006_20100_6910.N1	03-JAN-2006 06:22:39	Dark	45.500	4	Alp1Cen	-0.010000	5800.0	91	20100	No
106	GOM_NL__2PRFIN20060103_062636_000000492044_00006_20100_6911.N1	03-JAN-2006 06:26:36	Dark	49.000	12	Alp1Cru	0.77500	30000.	98	20100	No
107	GOM_NL__2PRFIN20060103_063149_000000462044_00006_20100_6912.N1	03-JAN-2006 06:31:49	Dark	46.000	29	Bet Car	1.6720	10200.	92	20100	No
108	GOM_NL__2PRFIN20060103_063317_000000432044_00006_20100_6913.N1	03-JAN-2006 06:33:17	Dark	43.000	71	lot Car	2.2460	7700.0	86	20100	No
109	GOM_NL__2PRFIN20060103_063449_000000522044_00006_20100_6914.N1	03-JAN-2006 06:34:49	Dark	52.000	41	Eps Car	1.8600	4100.0	104	20100	No
110	GOM_NL__2PRFIN20060103_063857_000000462044_00006_20100_6915.N1	03-JAN-2006 06:38:57	Dark	45.500	2	Alp Car	-0.73600	7000.0	91	20100	No
111	GOM_NL__2PRFIN20060103_064437_000000402044_00006_20100_6916.N1	03-JAN-2006 06:44:37	Straylight	39.500	108	Alp Col	2.6520	15200.	79	20100	No
112	GOM_NL__2PRFIN20060103_064913_000000402044_00006_20100_6917.N1	03-JAN-2006 06:49:13	Straylight	40.000	101	11Alp Lep	2.5820	7000.0	80	20100	No
113	GOM_NL__2PRFIN20060103_065204_000000482044_00006_20100_6918.N1	03-JAN-2006 06:52:04	Straylight	48.000	7	19Bet Ori	0.10000	14000.	96	20100	No
114	GOM_NL__2PRFIN20060103_065353_000000412044_00006_20100_6919.N1	03-JAN-2006 06:53:53	Straylight	41.000	30	46Eps Ori	1.6940	30000.	82	20100	No
115	GOM_NL__2PRFIN20060103_065605_000000442044_00006_20100_6920.N1	03-JAN-2006 06:56:05	Tw_i_and_stray	43.500	27	24Gam Ori	1.6360	26000.	87	20100	No
116	GOM_NL__2PRFIN20060103_065916_000000452044_00006_20100_6921.N1	03-JAN-2006 06:59:16	Bright	45.000	13	87Alp Tau	0.86700	3800.0	90	20100	No
117	GOM_NL__2PRFIN20060103_070225_000000372044_00006_20100_6922.N1	03-JAN-2006 07:02:25	Bright	36.500	28	12Bet Tau	1.6500	15200.	73	20100	No
118	GOM_NL__2PRFIN20060103_070343_000000382044_00006_20100_6923.N1	03-JAN-2006 07:03:43	Bright	37.500	114	3lot Aur	2.6930	4600.0	75	20100	No
119	GOM_NL__2PRFIN20060103_070610_000000342044_00006_20100_6924.N1	03-JAN-2006 07:06:10	Bright	33.500	149	45Eps Per	2.8880	30000.	67	20100	No
120	GOM_NL__2PRFIN20060103_070828_000000342044_00006_20100_6925.N1	03-JAN-2006 07:08:28	Bright	34.000	175	39Del Per	3.0100	19400.	68	20100	No
121	GOM_NL__2PRFIN20060103_071933_000000372044_00006_20100_6926.N1	03-JAN-2006 07:19:33	Bright	36.500	49	1Alp UMi	1.9900	6300.0	73	20100	No
122	GOM_NL__2PRFIN20060103_072753_000000362044_00006_20100_6927.N1	03-JAN-2006 07:27:53	Bright	35.500	119	14Eta Dra	2.7270	4700.0	71	20100	No
123	GOM_NL__2PRFIN20060103_073004_000000372044_00006_20100_6928.N1	03-JAN-2006 07:30:04	Bright	36.500	130	23Bet Dra	2.7990	5800.0	73	20100	No
124	GOM_NL__2PRFIN20060103_073617_000000342044_00006_20100_6929.N1	03-JAN-2006 07:36:17	Bright	33.500	133	40Zet Her	2.8070	6000.0	67	20100	No
125	GOM_NL__2PRFIN20060103_073914_000000342044_00006_20100_6930.N1	03-JAN-2006 07:39:14	Bright	34.000	127	27Bet Her	2.7810	4700.0	68	20100	No
126	GOM_NL__2PRFIN20060103_074410_000000372044_00006_20100_6931.N1	03-JAN-2006 07:44:10	Bright	37.000	102	24Alp Ser	2.6000	4250.0	74	20100	No
127	GOM_NL__2PRFIN20060103_074627_000000342044_00006_20100_6932.N1	03-JAN-2006 07:46:27	Bright	34.000	120	1Del Oph	2.7340	3200.0	68	20100	No
128	GOM_NL__2PRFIN20060103_075152_000000422044_00006_20100_6933.N1	03-JAN-2006 07:51:52	Bright	41.500	80	7Del Sco	2.3160	30000.	83	20100	No
129	GOM_NL__2PRFIN20060103_075717_000000372044_00006_20100_6934.N1	03-JAN-2006 07:57:17	Dark	37.000	131	Gam Lup	2.8000	26000.	74	20100	No
130	GOM_NL__2PRFIN20060103_075840_000000382044_00006_20100_6935.N1	03-JAN-2006 07:58:40	Dark	38.000	109	Bet Lup	2.6770	26000.	76	20100	No
131	GOM_NL__2PRFIN20060103_080009_000000402044_00006_20100_6936.N1	03-JAN-2006 08:00:09	Dark	39.500	78	Alp Lup	2.3040	28000.	79	20100	No
132	GOM_NL__2PRFIN20060103_080143_000000392044_00006_20100_6937.N1	03-JAN-2006 08:01:43	Dark	39.000	95	Zet Cen	2.5450	26000.	78	20100	No
133	GOM_NL__2PRFIN20060103_080712_000000492044_00007_20101_6911.N1	03-JAN-2006 08:07:12	Dark	49.000	12	Alp1Cru	0.77500	30000.	98	20101	No
134	GOM_NL__2PRFIN20060103_081225_000000382044_00007_20101_6912.N1	03-JAN-2006 08:12:25	Dark	37.500	29	Bet Car	1.6720	10200.	75	20101	No
135	GOM_NL__2PRFIN20060103_081354_000000402044_00007_20101_6913.N1	03-JAN-2006 08:13:54	Dark	40.000	71	lot Car	2.2460	7700.0	80	20101	No
136	GOM_NL__2PRFIN20060103_081526_000000522044_00007_20101_6914.N1	03-JAN-2006 08:15:26	Dark	51.500	41	Eps Car	1.8600	4100.0	103	20101	No
137	GOM_NL__2PRFIN20060103_081933_000000442044_00007_20101_6915.N1	03-JAN-2006 08:19:33	Dark	44.000	2	Alp Car	-0.73600	7000.0	88	20101	No
138	GOM_NL__2PRFIN20060103_082513_000000382044_00007_20101_6916.N1	03-JAN-2006 08:25:13	Straylight	37.500	108	Alp Col	2.6520	15200.	75	20101	No
139	GOM_NL__2PRFIN20060103_082949_000000392044_00007_20101_6917.N1	03-JAN-2006 08:29:49	Straylight	38.500	101	11Alp Lep	2.5820	7000.0	77	20101	No
140	GOM_NL__2PRFIN20060103_083240_000000502044_00007_20101_6918.N1	03-JAN-2006 08:32:40	Straylight	49.500	7	19Bet Ori	0.10000	14000.	99	20101	No
141	GOM_NL__2PRFIN20060103_083429_000000422044_00007_20101_6919.N1	03-JAN-2006 08:34:29	Straylight	41.500	30	46Eps Ori	1.6940	30000.	83	20101	No
142	GOM_NL__2PRFIN20060103_083641_000000412044_00007_20101_6920.N1	03-JAN-2006 08:36:41	Tw_i_and_stray	40.500	27	24Gam Ori	1.6360	26000.	81	20101	No
143	GOM_NL__2PRFIN20060103_083952_000000482044_00007_20101_6921.N1	03-JAN-2006 08:39:52	Bright	47.500	13	87Alp Tau	0.86700	3800.0	95	20101	No
144	GOM_NL__2PRFIN20060103_084301_000000372044_00007_20101_6922.N1	03-JAN-2006 08:43:01	Bright	37.000	28	12Bet Tau	1.6500	15200.	74	20101	No
145	GOM_NL__2PRFIN20060103_084419_000000372044_00007_20101_6923.N1	03-JAN-2006 08:44:19	Bright	36.500	114	3lot Aur	2.6930	4600.0	73	20101	No
146	GOM_NL__2PRFIN20060103_084646_000000342044_00007_20101_6924.N1	03-JAN-2006 08:46:46	Bright	34.000	149	45Eps Per	2.8880	30000.	68	20101	No
147	GOM_NL__2PRFIN20060103_084904_000000342044_00007_20101_6925.N1	03-JAN-2006 08:49:04	Bright	34.000	175	39Del Per	3.0100	19400.	68	20101	No
148	GOM_NL__2PRFIN20060103_090009_000000332044_00007_20101_6926.N1	03-JAN-2006 09:00:09	Bright	33.000	49	1Alp UMi	1.9900	6300.0	66	20101	No
149	GOM_NL__2PRFIN20060103_090829_000000362044_00007_20101_6927.N1	03-JAN-2006 09:08:29	Bright	35.500	119	14Eta Dra	2.7270	4700.0	71	20101	No
150	GOM_NL__2PRFIN20060103_091040_000000362044_00007_20101_6928.N1	03-JAN-2006 09:10:40	Bright	36.000	130	23Bet Dra	2.7990	5800.0	72	20101	No
151	GOM_NL__2PRFIN20060103_091653_000000342044_00007_20101_6929.N1	03-JAN-2006 09:16:53	Bright	34.000	133	40Zet Her	2.8070	6000.0	68	20101	No
152	GOM_NL__2PRFIN20060103_091950_000000352044_00007_20101_6930.N1	03-JAN-2006 09:19:50	Bright	34.500	127	27Bet Her	2.7810	4700.0	69	20101	No
153	GOM_NL__2PRFIN20060103_092446_000000372044_00007_20101_6931.N1	03-JAN-2006 09:24:46	Bright	36.500	102	24Alp Ser	2.6000	4250.0	73	20101	No
154	GOM_NL__2PRFIN20060103_092704_000000342044_00007_20101_6932.N1	03-JAN-2006 09:27:04	Bright	33.500	120	1Del Oph	2.7340	3200.0	67	20101	No
155	GOM_NL__2PRFIN20060103_093228_000000412044_00007_20101_6933.N1	03-JAN-2006 09:32:28	Bright	40.500	80	7Del Sco	2.3160	30000.	81	20101	No
156	GOM_NL__2PRFIN20060103_093753_000000382044_00007_20101_6934.N1	03-JAN-2006 09:37:53	Dark	37.500	131	Gam Lup	2.8000	26000.	75	20101	No
157	GOM_NL__2PRFIN20060103_093916_000000392044_00007_20101_6935.N1	03-JAN-2006 09:39:16	Dark	39.000	109	Bet Lup	2.6770	26000.	78	20101	No
158	GOM_NL__2PRFIN20060103_094045_000000392044_00007_20101_6936.N1	03-JAN-2006 09:40:45	Dark	38.500	78	Alp Lup	2.3040	28000.	77	20101	No
159	GOM_NL__2PRFIN20060103_094220_000000392044_00007_20101_6937.N1	03-JAN-2006 09:42:20	Dark	39.000	95	Zet Cen	2.5450	26000.	78	20101	No
160	GOM_NL__2PRFIN20060103_094749_000000412044_00008_20102_6912.N1	03-JAN-2006 09:47:49	Dark	41.000	12	Alp1Cru	0.77500	30000.	82	20102	No

161	GOM_NL__2PRFIN20060103_095301_000000392044_00008_20102_6913.N1	03-JAN-2006 09:53:01	Dark	38.500	29	Bet Car	1.6720	10200.	77	20102	No
162	GOM_NL__2PRFIN20060103_095430_000000482044_00008_20102_6914.N1	03-JAN-2006 09:54:30	Dark	47.500	71	lot Car	2.2460	7700.0	95	20102	No
163	GOM_NL__2PRFIN20060103_095602_000000472044_00008_20102_6915.N1	03-JAN-2006 09:56:02	Dark	47.000	41	Eps Car	1.8600	4100.0	94	20102	No
164	GOM_NL__2PRFIN20060103_100009_000000442044_00008_20102_6916.N1	03-JAN-2006 10:00:09	Dark	44.000	2	Alp Car	-0.73600	7000.0	88	20102	No
165	GOM_NL__2PRFIN20060103_100549_000000392044_00008_20102_6917.N1	03-JAN-2006 10:05:49	Straylight	39.000	108	Alp Col	2.6520	15200.	78	20102	No
166	GOM_NL__2PRFIN20060103_101025_000000422044_00008_20102_6918.N1	03-JAN-2006 10:10:25	Dark	41.500	101	11Alp Lep	2.5820	7000.0	83	20102	Yes
167	GOM_NL__2PRFIN20060103_101316_000000452044_00008_20102_6919.N1	03-JAN-2006 10:13:16	Straylight	44.500	7	19Bet Ori	0.10000	14000.	89	20102	No
168	GOM_NL__2PRFIN20060103_101505_000000412044_00008_20102_6920.N1	03-JAN-2006 10:15:05	Straylight	41.000	30	46Eps Ori	1.6940	30000.	82	20102	No
169	GOM_NL__2PRFIN20060103_101717_000000412044_00008_20102_6921.N1	03-JAN-2006 10:17:17	Tw_i_and_stray	41.000	27	24Gam Ori	1.6360	26000.	82	20102	No
170	GOM_NL__2PRFIN20060103_102028_000000452044_00008_20102_6922.N1	03-JAN-2006 10:20:28	Bright	44.500	13	87Alp Tau	0.86700	3800.0	89	20102	No
171	GOM_NL__2PRFIN20060103_102337_000000372044_00008_20102_6923.N1	03-JAN-2006 10:23:37	Bright	36.500	28	12Bet Tau	1.6500	15200.	73	20102	No
172	GOM_NL__2PRFIN20060103_102455_000000362044_00008_20102_6924.N1	03-JAN-2006 10:24:55	Bright	35.500	114	3lot Aur	2.6930	4600.0	71	20102	No
173	GOM_NL__2PRFIN20060103_102722_000000342044_00008_20102_6925.N1	03-JAN-2006 10:27:22	Bright	34.000	149	45Eps Per	2.8880	30000.	68	20102	No
174	GOM_NL__2PRFIN20060103_102940_000000352044_00008_20102_6926.N1	03-JAN-2006 10:29:40	Bright	35.000	175	39Del Per	3.0100	19400.	70	20102	No
175	GOM_NL__2PRFIN20060103_104045_000000342044_00008_20102_6927.N1	03-JAN-2006 10:40:45	Bright	34.000	49	1Alp UMi	1.9900	6300.0	68	20102	No
176	GOM_NL__2PRFIN20060103_104904_000000372044_00008_20102_6928.N1	03-JAN-2006 10:49:04	Bright	37.000	119	14Eta Dra	2.7270	4700.0	74	20102	No
177	GOM_NL__2PRFIN20060103_105116_000000362044_00008_20102_6929.N1	03-JAN-2006 10:51:16	Bright	35.500	130	23Bet Dra	2.7990	5800.0	71	20102	No
178	GOM_NL__2PRFIN20060103_105729_000000522044_00008_20102_6930.N1	03-JAN-2006 10:57:29	Bright	52.000	133	40Zet Her	2.8070	6000.0	104	20102	No
179	GOM_NL__2PRFIN20060103_110026_000000362044_00008_20102_6931.N1	03-JAN-2006 11:00:26	Bright	35.500	127	27Bet Her	2.7810	4700.0	71	20102	No
180	GOM_NL__2PRFIN20060103_110523_000000372044_00008_20102_6932.N1	03-JAN-2006 11:05:23	Bright	37.000	102	24Alp Ser	2.6000	4250.0	74	20102	No
181	GOM_NL__2PRFIN20060103_110740_000000342044_00008_20102_6933.N1	03-JAN-2006 11:07:40	Bright	34.000	120	1Del Oph	2.7340	3200.0	68	20102	No
182	GOM_NL__2PRFIN20060103_111403_000000382044_00008_20102_6934.N1	03-JAN-2006 11:14:03	Tw_i_and_stray	37.500	158	6Pi Sco	2.9060	28000.	75	20102	No
183	GOM_NL__2PRFIN20060103_111829_000000382044_00008_20102_6935.N1	03-JAN-2006 11:18:29	Dark	37.500	131	Gam Lup	2.8000	26000.	75	20102	No
184	GOM_NL__2PRFIN20060103_111952_000000372044_00008_20102_6936.N1	03-JAN-2006 11:19:52	Dark	37.000	109	Bet Lup	2.6770	26000.	74	20102	No
185	GOM_NL__2PRFIN20060103_112121_000000382044_00008_20102_6937.N1	03-JAN-2006 11:21:21	Dark	37.500	78	Alp Lup	2.3040	28000.	75	20102	No
186	GOM_NL__2PRFIN20060103_112256_000000322044_00008_20102_6938.N1	03-JAN-2006 11:22:56	Dark	32.000	95	Zet Cen	2.5450	26000.	64	20102	No
187	GOM_NL__2PRFIN20060103_112428_000000532044_00009_20103_6913.N1	03-JAN-2006 11:24:28	Dark	52.500	4	Alp1Cen	-0.010000	5800.0	105	20103	No
188	GOM_NL__2PRFIN20060103_112825_000000402044_00009_20103_6914.N1	03-JAN-2006 11:28:25	Dark	40.000	12	Alp1Cru	0.77500	30000.	80	20103	No
189	GOM_NL__2PRFIN20060103_113337_000000362044_00009_20103_6915.N1	03-JAN-2006 11:33:37	Dark	35.500	29	Bet Car	1.6720	10200.	71	20103	No
190	GOM_NL__2PRFIN20060103_113507_000000402044_00009_20103_6916.N1	03-JAN-2006 11:35:07	Dark	39.500	71	lot Car	2.2460	7700.0	79	20103	No
191	GOM_NL__2PRFIN20060103_113638_000000482044_00009_20103_6917.N1	03-JAN-2006 11:36:38	Dark	48.000	41	Eps Car	1.8600	4100.0	96	20103	No
192	GOM_NL__2PRFIN20060103_114045_000000462044_00009_20103_6918.N1	03-JAN-2006 11:40:45	Dark	46.000	2	Alp Car	-0.73600	7000.0	92	20103	No
193	GOM_NL__2PRFIN20060103_114625_000000352044_00009_20103_6919.N1	03-JAN-2006 11:46:25	Straylight	34.500	108	Alp Col	2.6520	15200.	69	20103	No
194	GOM_NL__2PRFIN20060103_115101_000000412044_00009_20103_6920.N1	03-JAN-2006 11:51:01	Straylight	40.500	101	11Alp Lep	2.5820	7000.0	81	20103	No
195	GOM_NL__2PRFIN20060103_115352_000000462044_00009_20103_6921.N1	03-JAN-2006 11:53:52	Straylight	45.500	7	19Bet Ori	0.10000	14000.	91	20103	No
196	GOM_NL__2PRFIN20060103_115541_000000432044_00009_20103_6922.N1	03-JAN-2006 11:55:41	Straylight	43.000	30	46Eps Ori	1.6940	30000.	86	20103	No
197	GOM_NL__2PRFIN20060103_115753_000000412044_00009_20103_6923.N1	03-JAN-2006 11:57:53	Tw_i_and_stray	40.500	27	24Gam Ori	1.6360	26000.	81	20103	No
198	GOM_NL__2PRFIN20060103_120104_000000432044_00009_20103_6924.N1	03-JAN-2006 12:01:04	Bright	43.000	13	87Alp Tau	0.86700	3800.0	86	20103	No
199	GOM_NL__2PRFIN20060103_120412_000000382044_00009_20103_6925.N1	03-JAN-2006 12:04:12	Bright	37.500	28	12Bet Tau	1.6500	15200.	75	20103	No
200	GOM_NL__2PRFIN20060103_120531_000000362044_00009_20103_6926.N1	03-JAN-2006 12:05:31	Bright	36.000	114	3lot Aur	2.6930	4600.0	72	20103	No
201	GOM_NL__2PRFIN20060103_120758_000000352044_00009_20103_6927.N1	03-JAN-2006 12:07:58	Bright	34.500	149	45Eps Per	2.8880	30000.	69	20103	No
202	GOM_NL__2PRFIN20060103_121016_000000352044_00009_20103_6928.N1	03-JAN-2006 12:10:16	Bright	35.000	175	39Del Per	3.0100	19400.	70	20103	No
203	GOM_NL__2PRFIN20060103_122120_000000372044_00009_20103_6929.N1	03-JAN-2006 12:21:20	Bright	37.000	49	1Alp UMi	1.9900	6300.0	74	20103	No
204	GOM_NL__2PRFIN20060103_122940_000000362044_00009_20103_6930.N1	03-JAN-2006 12:29:40	Bright	36.000	119	14Eta Dra	2.7270	4700.0	72	20103	No
205	GOM_NL__2PRFIN20060103_123152_000000342044_00009_20103_6931.N1	03-JAN-2006 12:31:52	Bright	33.500	130	23Bet Dra	2.7990	5800.0	67	20103	No
206	GOM_NL__2PRFIN20060103_123805_000000332044_00009_20103_6932.N1	03-JAN-2006 12:38:05	Bright	33.000	133	40Zet Her	2.8070	6000.0	66	20103	No
207	GOM_NL__2PRFIN20060103_124102_000000342044_00009_20103_6933.N1	03-JAN-2006 12:41:02	Bright	34.000	127	27Bet Her	2.7810	4700.0	68	20103	No
208	GOM_NL__2PRFIN20060103_124559_000000362044_00009_20103_6934.N1	03-JAN-2006 12:45:59	Bright	36.000	102	24Alp Ser	2.6000	4250.0	72	20103	No
209	GOM_NL__2PRFIN20060103_124816_000000352044_00009_20103_6935.N1	03-JAN-2006 12:48:16	Bright	34.500	120	1Del Oph	2.7340	3200.0	69	20103	No
210	GOM_NL__2PRFIN20060103_125439_000000392044_00009_20103_6936.N1	03-JAN-2006 12:54:39	Tw_i_and_stray	39.000	158	6Pi Sco	2.9060	28000.	78	20103	No
211	GOM_NL__2PRFIN20060103_125905_000000382044_00009_20103_6937.N1	03-JAN-2006 12:59:05	Dark	37.500	131	Gam Lup	2.8000	26000.	75	20103	No
212	GOM_NL__2PRFIN20060103_130029_000000372044_00009_20103_6938.N1	03-JAN-2006 13:00:29	Dark	37.000	109	Bet Lup	2.6770	26000.	74	20103	No
213	GOM_NL__2PRFIN20060103_130158_000000382044_00009_20103_6939.N1	03-JAN-2006 13:01:58	Dark	38.000	78	Alp Lup	2.3040	28000.	76	20103	No
214	GOM_NL__2PRFIN20060103_130332_000000322044_00009_20103_6940.N1	03-JAN-2006 13:03:32	Dark	32.000	95	Zet Cen	2.5450	26000.	64	20103	No
215	GOM_NL__2PRFIN20060103_130504_000000412044_00010_20104_6914.N1	03-JAN-2006 13:05:04	Dark	40.500	4	Alp1Cen	-0.010000	5800.0	81	20104	No
216	GOM_NL__2PRFIN20060103_130901_000000402044_00010_20104_6915.N1	03-JAN-2006 13:09:01	Dark	39.500	12	Alp1Cru	0.77500	30000.	79	20104	No
217	GOM_NL__2PRFIN20060103_131413_000000382044_00010_20104_6916.N1	03-JAN-2006 13:14:13	Dark	38.000	29	Bet Car	1.6720	10200.	76	20104	No
218	GOM_NL__2PRFIN20060103_131543_000000402044_00010_20104_6917.N1	03-JAN-2006 13:15:43	Dark	40.000	71	lot Car	2.2460	7700.0	80	20104	No
219	GOM_NL__2PRFIN20060103_131715_000000522044_00010_20104_6918.N1	03-JAN-2006 13:17:15	Dark	52.000	41	Eps Car	1.8600	4100.0	104	20104	No

220	GOM_NL__2PRFIN20060103_132121_000000452044_00010_20104_6919.N1	03-JAN-2006 13:21:21	Dark	44.500	2	Alp Car	-0.73600	7000.0	89	20104	No
221	GOM_NL__2PRFIN20060103_132701_000000382044_00010_20104_6920.N1	03-JAN-2006 13:27:01	Straylight	38.000	108	Alp Col	2.6520	15200.	76	20104	No
222	GOM_NL__2PRFIN20060103_133137_000000412044_00010_20104_6921.N1	03-JAN-2006 13:31:37	Straylight	40.500	101	11Alp Lep	2.5820	7000.0	81	20104	No
223	GOM_NL__2PRFIN20060103_133428_000000502044_00010_20104_6922.N1	03-JAN-2006 13:34:28	Straylight	49.500	7	19Bet Ori	0.10000	14000.	99	20104	No
224	GOM_NL__2PRFIN20060103_133617_000000422044_00010_20104_6923.N1	03-JAN-2006 13:36:17	Straylight	42.000	30	46Eps Ori	1.6940	30000.	84	20104	No
225	GOM_NL__2PRFIN20060103_133829_000000402044_00010_20104_6924.N1	03-JAN-2006 13:38:29	Tw_i_and_stray	39.500	27	24Gam Ori	1.6360	26000.	79	20104	No
226	GOM_NL__2PRFIN20060103_134140_000000452044_00010_20104_6925.N1	03-JAN-2006 13:41:40	Bright	45.000	13	87Alp Tau	0.86700	3800.0	90	20104	No
227	GOM_NL__2PRFIN20060103_134448_000000382044_00010_20104_6926.N1	03-JAN-2006 13:44:48	Bright	37.500	28	12Bet Tau	1.6500	15200.	75	20104	No
228	GOM_NL__2PRFIN20060103_134607_000000382044_00010_20104_6927.N1	03-JAN-2006 13:46:07	Bright	37.500	114	3lot Aur	2.6930	4600.0	75	20104	No
229	GOM_NL__2PRFIN20060103_134835_000000352044_00010_20104_6928.N1	03-JAN-2006 13:48:35	Bright	35.000	149	45Eps Per	2.8880	30000.	70	20104	No
230	GOM_NL__2PRFIN20060103_135052_000000352044_00010_20104_6929.N1	03-JAN-2006 13:50:52	Bright	34.500	175	39Del Per	3.0100	19400.	69	20104	No
231	GOM_NL__2PRFIN20060103_140156_000000332044_00010_20104_6930.N1	03-JAN-2006 14:01:56	Bright	32.500	49	1Alp UMi	1.9900	6300.0	65	20104	No
232	GOM_NL__2PRFIN20060103_141016_000000362044_00010_20104_6931.N1	03-JAN-2006 14:10:16	Bright	35.500	119	14Eta Dra	2.7270	4700.0	71	20104	No
233	GOM_NL__2PRFIN20060103_141228_000000332044_00010_20104_6932.N1	03-JAN-2006 14:12:28	Bright	33.000	130	23Bet Dra	2.7990	5800.0	66	20104	No
234	GOM_NL__2PRFIN20060103_141841_000000342044_00010_20104_6933.N1	03-JAN-2006 14:18:41	Bright	33.500	133	40Zet Her	2.8070	6000.0	67	20104	No
235	GOM_NL__2PRFIN20060103_142138_000000352044_00010_20104_6934.N1	03-JAN-2006 14:21:38	Bright	35.000	127	27Bet Her	2.7810	4700.0	70	20104	No
236	GOM_NL__2PRFIN20060103_142635_000000362044_00010_20104_6935.N1	03-JAN-2006 14:26:35	Bright	35.500	102	24Alp Ser	2.6000	4250.0	71	20104	No
237	GOM_NL__2PRFIN20060103_142852_000000352044_00010_20104_6936.N1	03-JAN-2006 14:28:52	Bright	35.000	120	1Del Oph	2.7340	3200.0	70	20104	No
238	GOM_NL__2PRFIN20060103_143515_000000392044_00010_20104_6937.N1	03-JAN-2006 14:35:15	Tw_i_and_stray	38.500	158	6Pi Sco	2.9060	28000.	77	20104	No
239	GOM_NL__2PRFIN20060103_143942_000000372044_00010_20104_6938.N1	03-JAN-2006 14:39:42	Dark	36.500	131	Gam Lup	2.8000	26000.	73	20104	No
240	GOM_NL__2PRFIN20060103_144105_000000382044_00010_20104_6939.N1	03-JAN-2006 14:41:05	Dark	37.500	109	Bet Lup	2.6770	26000.	75	20104	No
241	GOM_NL__2PRFIN20060103_144234_000000412044_00010_20104_6940.N1	03-JAN-2006 14:42:34	Dark	40.500	78	Alp Lup	2.3040	28000.	81	20104	No
242	GOM_NL__2PRFIN20060103_144409_000000252044_00010_20104_6941.N1	03-JAN-2006 14:44:09	Dark	25.000	95	Zet Cen	2.5450	26000.	50	20104	No
243	GOM_NL__2PRFIN20060103_144540_000000402044_00011_20105_6915.N1	03-JAN-2006 14:45:40	Dark	39.500	4	Alp1Cen	-0.010000	5800.0	79	20105	No
244	GOM_NL__2PRFIN20060103_144938_000000422044_00011_20105_6916.N1	03-JAN-2006 14:49:38	Dark	41.500	12	Alp1Cru	0.77500	30000.	83	20105	No
245	GOM_NL__2PRFIN20060103_145450_000000382044_00011_20105_6917.N1	03-JAN-2006 14:54:50	Dark	37.500	29	Bet Car	1.6720	10200.	75	20105	No
246	GOM_NL__2PRFIN20060103_145619_000000412044_00011_20105_6918.N1	03-JAN-2006 14:56:19	Dark	40.500	71	lot Car	2.2460	7700.0	81	20105	No
247	GOM_NL__2PRFIN20060103_145751_000000532044_00011_20105_6919.N1	03-JAN-2006 14:57:51	Dark	53.000	41	Eps Car	1.8600	4100.0	106	20105	No
248	GOM_NL__2PRFIN20060103_150157_000000442044_00011_20105_6920.N1	03-JAN-2006 15:01:57	Dark	43.500	2	Alp Car	-0.73600	7000.0	87	20105	No
249	GOM_NL__2PRFIN20060103_150737_000000402044_00011_20105_6921.N1	03-JAN-2006 15:07:37	Straylight	40.000	108	Alp Col	2.6520	15200.	80	20105	No
250	GOM_NL__2PRFIN20060103_151213_000000402044_00011_20105_6922.N1	03-JAN-2006 15:12:13	Straylight	40.000	101	11Alp Lep	2.5820	7000.0	80	20105	No
251	GOM_NL__2PRFIN20060103_151504_000000452044_00011_20105_6923.N1	03-JAN-2006 15:15:04	Straylight	44.500	7	19Bet Ori	0.10000	14000.	89	20105	No
252	GOM_NL__2PRFIN20060103_151653_000000432044_00011_20105_6924.N1	03-JAN-2006 15:16:53	Straylight	42.500	30	46Eps Ori	1.6940	30000.	85	20105	No
253	GOM_NL__2PRFIN20060103_151905_000000412044_00011_20105_6925.N1	03-JAN-2006 15:19:05	Tw_i_and_stray	41.000	27	24Gam Ori	1.6360	26000.	82	20105	No
254	GOM_NL__2PRFIN20060103_152216_000000432044_00011_20105_6926.N1	03-JAN-2006 15:22:16	Bright	42.500	13	87Alp Tau	0.86700	3800.0	85	20105	No
255	GOM_NL__2PRFIN20060103_152524_000000392044_00011_20105_6927.N1	03-JAN-2006 15:25:24	Bright	38.500	28	12Bet Tau	1.6500	15200.	77	20105	No
256	GOM_NL__2PRFIN20060103_152643_000000382044_00011_20105_6928.N1	03-JAN-2006 15:26:43	Bright	37.500	114	3lot Aur	2.6930	4600.0	75	20105	No
257	GOM_NL__2PRFIN20060103_152911_000000352044_00011_20105_6929.N1	03-JAN-2006 15:29:11	Bright	34.500	149	45Eps Per	2.8880	30000.	69	20105	No
258	GOM_NL__2PRFIN20060103_153129_000000342044_00011_20105_6930.N1	03-JAN-2006 15:31:29	Bright	34.000	175	39Del Per	3.0100	19400.	68	20105	No
259	GOM_NL__2PRFIN20060103_154232_000000362044_00011_20105_6931.N1	03-JAN-2006 15:42:32	Bright	36.000	49	1Alp UMi	1.9900	6300.0	72	20105	No
260	GOM_NL__2PRFIN20060103_155052_000000372044_00011_20105_6932.N1	03-JAN-2006 15:50:52	Bright	36.500	119	14Eta Dra	2.7270	4700.0	73	20105	No
261	GOM_NL__2PRFIN20060103_155304_000000332044_00011_20105_6933.N1	03-JAN-2006 15:53:04	Bright	32.500	130	23Bet Dra	2.7990	5800.0	65	20105	No
262	GOM_NL__2PRFIN20060103_155917_000000352044_00011_20105_6934.N1	03-JAN-2006 15:59:17	Bright	34.500	133	40Zet Her	2.8070	6000.0	69	20105	No
263	GOM_NL__2PRFIN20060103_160214_000000362044_00011_20105_6935.N1	03-JAN-2006 16:02:14	Bright	35.500	127	27Bet Her	2.7810	4700.0	71	20105	No
264	GOM_NL__2PRFIN20060103_160711_000000372044_00011_20105_6936.N1	03-JAN-2006 16:07:11	Bright	37.000	102	24Alp Ser	2.6000	4250.0	74	20105	No
265	GOM_NL__2PRFIN20060103_160928_000000352044_00011_20105_6937.N1	03-JAN-2006 16:09:28	Bright	34.500	120	1Del Oph	2.7340	3200.0	69	20105	No
266	GOM_NL__2PRFIN20060103_161551_000000402044_00011_20105_6938.N1	03-JAN-2006 16:15:51	Tw_i_and_stray	39.500	158	6Pi Sco	2.9060	28000.	79	20105	No
267	GOM_NL__2PRFIN20060103_162018_000000382044_00011_20105_6939.N1	03-JAN-2006 16:20:18	Dark	38.000	131	Gam Lup	2.8000	26000.	76	20105	No
268	GOM_NL__2PRFIN20060103_162142_000000382044_00011_20105_6940.N1	03-JAN-2006 16:21:42	Dark	37.500	109	Bet Lup	2.6770	26000.	75	20105	No
269	GOM_NL__2PRFIN20060103_162311_000000392044_00011_20105_6941.N1	03-JAN-2006 16:23:11	Dark	39.000	78	Alp Lup	2.3040	28000.	78	20105	No
270	GOM_NL__2PRFIN20060103_162446_000000252044_00011_20105_6942.N1	03-JAN-2006 16:24:46	Dark	25.000	95	Zet Cen	2.5450	26000.	50	20105	No
271	GOM_NL__2PRFIN20060103_162617_000000532044_00012_20106_6958.N1	03-JAN-2006 16:26:17	Dark	53.000	4	Alp1Cen	-0.010000	5800.0	106	20106	No
272	GOM_NL__2PRFIN20060103_163014_000000392044_00012_20106_6959.N1	03-JAN-2006 16:30:14	Dark	38.500	12	Alp1Cru	0.77500	30000.	77	20106	No
273	GOM_NL__2PRFIN20060103_163526_000000442044_00012_20106_6960.N1	03-JAN-2006 16:35:26	Dark	43.500	29	Bet Car	1.6720	10200.	87	20106	No
274	GOM_NL__2PRFIN20060103_163656_000000402044_00012_20106_6961.N1	03-JAN-2006 16:36:56	Dark	39.500	71	lot Car	2.2460	7700.0	79	20106	No
275	GOM_NL__2PRFIN20060103_163827_000000432044_00012_20106_6962.N1	03-JAN-2006 16:38:27	Dark	42.500	41	Eps Car	1.8600	4100.0	85	20106	No
276	GOM_NL__2PRFIN20060103_164234_000000462044_00012_20106_6963.N1	03-JAN-2006 16:42:34	Dark	46.000	2	Alp Car	-0.73600	7000.0	92	20106	No
277	GOM_NL__2PRFIN20060103_164813_000000402044_00012_20106_6964.N1	03-JAN-2006 16:48:13	Straylight	39.500	108	Alp Col	2.6520	15200.	79	20106	No
278	GOM_NL__2PRFIN20060103_165249_000000392044_00012_20106_6965.N1	03-JAN-2006 16:52:49	Straylight	39.000	101	11Alp Lep	2.5820	7000.0	78	20106	No

279	GOM_NL__2PRFIN20060103_165540_000000452044_00012_20106_6966.N1	03-JAN-2006 16:55:40	Straylight	44.500	7	19Bet Ori	0.10000	14000.	89	20106	No
280	GOM_NL__2PRFIN20060103_165729_000000432044_00012_20106_6967.N1	03-JAN-2006 16:57:29	Straylight	42.500	30	46Eps Ori	1.6940	30000.	85	20106	No
281	GOM_NL__2PRFIN20060103_165941_000000412044_00012_20106_6968.N1	03-JAN-2006 16:59:41	Tw_i_and_stray	41.000	27	24Gam Ori	1.6360	26000.	82	20106	No
282	GOM_NL__2PRFIN20060103_170252_000000432044_00012_20106_6969.N1	03-JAN-2006 17:02:52	Bright	43.000	13	87Alp Tau	0.86700	3800.0	86	20106	No
283	GOM_NL__2PRFIN20060103_170600_000000382044_00012_20106_6970.N1	03-JAN-2006 17:06:00	Bright	37.500	28	12Bet Tau	1.6500	15200.	75	20106	No
284	GOM_NL__2PRFIN20060103_170719_000000382044_00012_20106_6971.N1	03-JAN-2006 17:07:19	Bright	37.500	114	3lot Aur	2.6930	4600.0	75	20106	No
285	GOM_NL__2PRFIN20060103_170947_000000342044_00012_20106_6972.N1	03-JAN-2006 17:09:47	Bright	34.000	149	45Eps Per	2.8880	30000.	68	20106	No
286	GOM_NL__2PRFIN20060103_171205_000000342044_00012_20106_6973.N1	03-JAN-2006 17:12:05	Bright	34.000	175	39Del Per	3.0100	19400.	68	20106	No
287	GOM_NL__2PRFIN20060103_172308_000000362044_00012_20106_6974.N1	03-JAN-2006 17:23:08	Bright	36.000	49	1Alp UMi	1.9900	6300.0	72	20106	No
288	GOM_NL__2PRFIN20060103_173128_000000372044_00012_20106_6975.N1	03-JAN-2006 17:31:28	Bright	36.500	119	14Eta Dra	2.7270	4700.0	73	20106	No
289	GOM_NL__2PRFIN20060103_173340_000000352044_00012_20106_6976.N1	03-JAN-2006 17:33:40	Bright	34.500	130	23Bet Dra	2.7990	5800.0	69	20106	No
290	GOM_NL__2PRFIN20060103_173953_000000352044_00012_20106_6977.N1	03-JAN-2006 17:39:53	Bright	35.000	133	40Zet Her	2.8070	6000.0	70	20106	No
291	GOM_NL__2PRFIN20060103_174250_000000332044_00012_20106_6978.N1	03-JAN-2006 17:42:50	Bright	33.000	127	27Bet Her	2.7810	4700.0	66	20106	No
292	GOM_NL__2PRFIN20060103_174748_000000372044_00012_20106_6979.N1	03-JAN-2006 17:47:48	Bright	37.000	102	24Alp Ser	2.6000	4250.0	74	20106	No
293	GOM_NL__2PRFIN20060103_175004_000000352044_00012_20106_6980.N1	03-JAN-2006 17:50:04	Bright	35.000	120	1Del Oph	2.7340	3200.0	70	20106	No
294	GOM_NL__2PRFIN20060103_175628_000000402044_00012_20106_6981.N1	03-JAN-2006 17:56:28	Tw_i_and_stray	39.500	158	6Pi Sco	2.9060	28000.	79	20106	No
295	GOM_NL__2PRFIN20060103_180054_000000372044_00012_20106_6982.N1	03-JAN-2006 18:00:54	Dark	36.500	131	Gam Lup	2.8000	26000.	73	20106	No
296	GOM_NL__2PRFIN20060103_180218_000000382044_00012_20106_6983.N1	03-JAN-2006 18:02:18	Dark	37.500	109	Bet Lup	2.6770	26000.	75	20106	No
297	GOM_NL__2PRFIN20060103_180347_000000382044_00012_20106_6984.N1	03-JAN-2006 18:03:47	Dark	38.000	78	Alp Lup	2.3040	28000.	76	20106	No
298	GOM_NL__2PRFIN20060103_180522_000000182044_00012_20106_6985.N1	03-JAN-2006 18:05:22	Dark	18.000	95	Zet Cen	2.5450	26000.	36	20106	No
299	GOM_NL__2PRFIN20060103_180653_000000462044_00013_20107_6916.N1	03-JAN-2006 18:06:53	Dark	46.000	4	Alp1Cen	-0.010000	5800.0	92	20107	No
300	GOM_NL__2PRFIN20060103_181051_000000422044_00013_20107_6917.N1	03-JAN-2006 18:10:51	Dark	42.000	12	Alp1Cru	0.77500	30000.	84	20107	No
301	GOM_NL__2PRFIN20060103_181602_000000402044_00013_20107_6918.N1	03-JAN-2006 18:16:02	Dark	39.500	29	Bet Car	1.6720	10200.	79	20107	No
302	GOM_NL__2PRFIN20060103_181732_000000412044_00013_20107_6919.N1	03-JAN-2006 18:17:32	Dark	40.500	71	lot Car	2.2460	7700.0	81	20107	No
303	GOM_NL__2PRFIN20060103_181904_000000452044_00013_20107_6920.N1	03-JAN-2006 18:19:04	Dark	45.000	41	Eps Car	1.8600	4100.0	90	20107	No
304	GOM_NL__2PRFIN20060103_182310_000000522044_00013_20107_6921.N1	03-JAN-2006 18:23:10	Dark	52.000	2	Alp Car	-0.73600	7000.0	104	20107	No
305	GOM_NL__2PRFIN20060103_182849_000000392044_00013_20107_6922.N1	03-JAN-2006 18:28:49	Straylight	38.500	108	Alp Col	2.6520	15200.	77	20107	No
306	GOM_NL__2PRFIN20060103_183325_000000412044_00013_20107_6923.N1	03-JAN-2006 18:33:25	Straylight	41.000	101	11Alp Lep	2.5820	7000.0	82	20107	No
307	GOM_NL__2PRFIN20060103_183616_000000442044_00013_20107_6924.N1	03-JAN-2006 18:36:16	Straylight	43.500	7	19Bet Ori	0.10000	14000.	87	20107	No
308	GOM_NL__2PRFIN20060103_183805_000000422044_00013_20107_6925.N1	03-JAN-2006 18:38:05	Straylight	41.500	30	46Eps Ori	1.6940	30000.	83	20107	No
309	GOM_NL__2PRFIN20060103_184017_000000422044_00013_20107_6926.N1	03-JAN-2006 18:40:17	Tw_i_and_stray	42.000	27	24Gam Ori	1.6360	26000.	84	20107	No
310	GOM_NL__2PRFIN20060103_184329_000000442044_00013_20107_6927.N1	03-JAN-2006 18:43:29	Bright	43.500	13	87Alp Tau	0.86700	3800.0	87	20107	No
311	GOM_NL__2PRFIN20060103_184636_000000372044_00013_20107_6928.N1	03-JAN-2006 18:46:36	Bright	36.500	28	12Bet Tau	1.6500	15200.	73	20107	No
312	GOM_NL__2PRFIN20060103_184755_000000382044_00013_20107_6929.N1	03-JAN-2006 18:47:55	Bright	37.500	114	3lot Aur	2.6930	4600.0	75	20107	No
313	GOM_NL__2PRFIN20060103_185023_000000412044_00013_20107_6930.N1	03-JAN-2006 18:50:23	Bright	41.000	149	45Eps Per	2.8880	30000.	82	20107	No
314	GOM_NL__2PRFIN20060103_185241_000000352044_00013_20107_6931.N1	03-JAN-2006 18:52:41	Bright	34.500	175	39Del Per	3.0100	19400.	69	20107	No
315	GOM_NL__2PRFIN20060103_190344_000000352044_00013_20107_6932.N1	03-JAN-2006 19:03:44	Bright	34.500	49	1Alp UMi	1.9900	6300.0	69	20107	No
316	GOM_NL__2PRFIN20060103_191204_000000342044_00013_20107_6933.N1	03-JAN-2006 19:12:04	Bright	33.500	119	14Eta Dra	2.7270	4700.0	67	20107	No
317	GOM_NL__2PRFIN20060103_191416_000000352044_00013_20107_6934.N1	03-JAN-2006 19:14:16	Bright	35.000	130	23Bet Dra	2.7990	5800.0	70	20107	No
318	GOM_NL__2PRFIN20060103_192029_000000382044_00013_20107_6935.N1	03-JAN-2006 19:20:29	Bright	38.000	133	40Zet Her	2.8070	6000.0	76	20107	No
319	GOM_NL__2PRFIN20060103_192326_000000342044_00013_20107_6936.N1	03-JAN-2006 19:23:26	Bright	34.000	127	27Bet Her	2.7810	4700.0	68	20107	No
320	GOM_NL__2PRFIN20060103_192824_000000362044_00013_20107_6937.N1	03-JAN-2006 19:28:24	Bright	36.000	102	24Alp Ser	2.6000	4250.0	72	20107	No
321	GOM_NL__2PRFIN20060103_193041_000000352044_00013_20107_6938.N1	03-JAN-2006 19:30:41	Bright	34.500	120	1Del Oph	2.7340	3200.0	69	20107	No
322	GOM_NL__2PRFIN20060103_193704_000000372044_00013_20107_6939.N1	03-JAN-2006 19:37:04	Tw_i_and_stray	37.000	158	6Pi Sco	2.9060	28000.	74	20107	No
323	GOM_NL__2PRFIN20060103_194131_000000382044_00013_20107_6940.N1	03-JAN-2006 19:41:31	Dark	37.500	131	Gam Lup	2.8000	26000.	75	20107	No
324	GOM_NL__2PRFIN20060103_194255_000000392044_00013_20107_6941.N1	03-JAN-2006 19:42:55	Dark	38.500	109	Bet Lup	2.6770	26000.	77	20107	No
325	GOM_NL__2PRFIN20060103_194424_000000382044_00013_20107_6942.N1	03-JAN-2006 19:44:24	Dark	37.500	78	Alp Lup	2.3040	28000.	75	20107	No
326	GOM_NL__2PRFIN20060103_194559_000000182044_00013_20107_6943.N1	03-JAN-2006 19:45:59	Dark	18.000	95	Zet Cen	2.5450	26000.	36	20107	No
327	GOM_NL__2PRFIN20060103_194729_000000422044_00014_20108_6917.N1	03-JAN-2006 19:47:29	Dark	41.500	4	Alp1Cen	-0.010000	5800.0	83	20108	No
328	GOM_NL__2PRFIN20060103_195127_000000392044_00014_20108_6918.N1	03-JAN-2006 19:51:27	Dark	39.000	12	Alp1Cru	0.77500	30000.	78	20108	No
329	GOM_NL__2PRFIN20060103_195639_000000372044_00014_20108_6919.N1	03-JAN-2006 19:56:39	Dark	37.000	29	Bet Car	1.6720	10200.	74	20108	No
330	GOM_NL__2PRFIN20060103_195809_000000392044_00014_20108_6920.N1	03-JAN-2006 19:58:09	Dark	38.500	71	lot Car	2.2460	7700.0	77	20108	No
331	GOM_NL__2PRFIN20060103_195940_000000482044_00014_20108_6921.N1	03-JAN-2006 19:59:40	Dark	47.500	41	Eps Car	1.8600	4100.0	95	20108	No
332	GOM_NL__2PRFIN20060103_200346_000000442044_00014_20108_6922.N1	03-JAN-2006 20:03:46	Dark	44.000	2	Alp Car	-0.73600	7000.0	88	20108	No
333	GOM_NL__2PRFIN20060103_200926_000000382044_00014_20108_6923.N1	03-JAN-2006 20:09:26	Straylight	38.000	108	Alp Col	2.6520	15200.	76	20108	No
334	GOM_NL__2PRFIN20060103_201401_000000402044_00014_20108_6924.N1	03-JAN-2006 20:14:01	Straylight	40.000	101	11Alp Lep	2.5820	7000.0	80	20108	No
335	GOM_NL__2PRFIN20060103_201652_000000442044_00014_20108_6925.N1	03-JAN-2006 20:16:52	Straylight	43.500	7	19Bet Ori	0.10000	14000.	87	20108	No
336	GOM_NL__2PRFIN20060103_201841_000000422044_00014_20108_6926.N1	03-JAN-2006 20:18:41	Straylight	41.500	30	46Eps Ori	1.6940	30000.	83	20108	No
337	GOM_NL__2PRFIN20060103_202053_000000432044_00014_20108_6927.N1	03-JAN-2006 20:20:53	Tw_i_and_stray	43.000	27	24Gam Ori	1.6360	26000.	86	20108	No

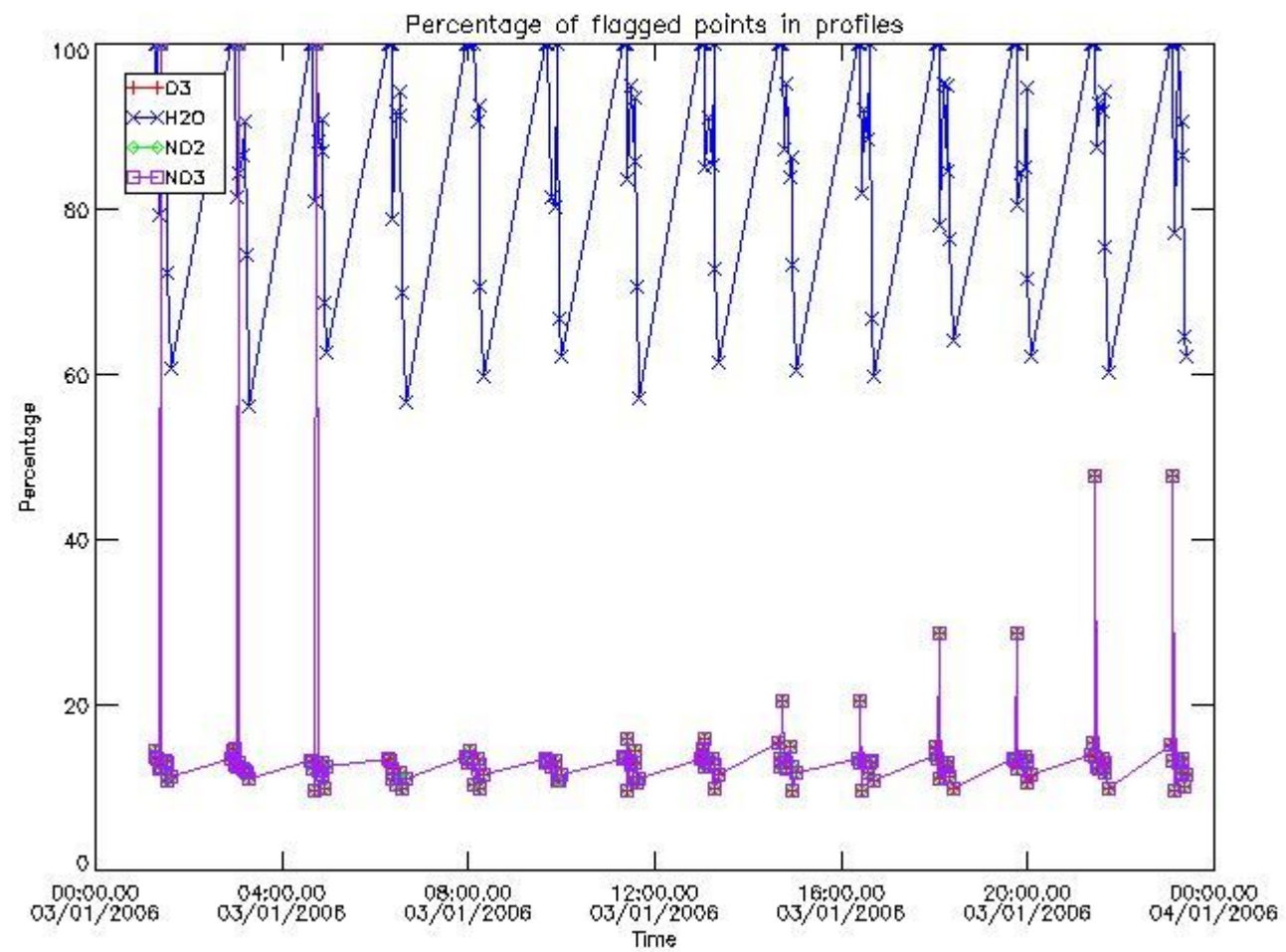
338	GOM_NL__2PRFIN20060103_202405_000000452044_00014_20108_6928.N1	03-JAN-2006 20:24:05	Bright	44.500	13	87Alp Tau	0.86700	3800.0	89	20108	No
339	GOM_NL__2PRFIN20060103_202712_000000362044_00014_20108_6929.N1	03-JAN-2006 20:27:12	Bright	36.000	28	12Bet Tau	1.6500	15200.	72	20108	No
340	GOM_NL__2PRFIN20060103_202831_000000362044_00014_20108_6930.N1	03-JAN-2006 20:28:31	Bright	36.000	114	3lot Aur	2.6930	4600.0	72	20108	No
341	GOM_NL__2PRFIN20060103_203059_000000352044_00014_20108_6931.N1	03-JAN-2006 20:30:59	Bright	34.500	149	45Eps Per	2.8880	30000.	69	20108	No
342	GOM_NL__2PRFIN20060103_203317_000000342044_00014_20108_6932.N1	03-JAN-2006 20:33:17	Bright	34.000	175	39Del Per	3.0100	19400.	68	20108	No
343	GOM_NL__2PRFIN20060103_204420_000000352044_00014_20108_6933.N1	03-JAN-2006 20:44:20	Bright	35.000	49	1Alp UMi	1.9900	6300.0	70	20108	No
344	GOM_NL__2PRFIN20060103_205240_000000362044_00014_20108_6934.N1	03-JAN-2006 20:52:40	Bright	36.000	119	14Eta Dra	2.7270	4700.0	72	20108	No
345	GOM_NL__2PRFIN20060103_205452_000000452044_00014_20108_6935.N1	03-JAN-2006 20:54:52	Bright	45.000	130	23Bet Dra	2.7990	5800.0	90	20108	No
346	GOM_NL__2PRFIN20060103_210105_000000352044_00014_20108_6936.N1	03-JAN-2006 21:01:05	Bright	34.500	133	40Zet Her	2.8070	6000.0	69	20108	No
347	GOM_NL__2PRFIN20060103_210402_000000342044_00014_20108_6937.N1	03-JAN-2006 21:04:02	Bright	33.500	127	27Bet Her	2.7810	4700.0	67	20108	No
348	GOM_NL__2PRFIN20060103_210900_000000372044_00014_20108_6938.N1	03-JAN-2006 21:09:00	Bright	36.500	102	24Alp Ser	2.6000	4250.0	73	20108	No
349	GOM_NL__2PRFIN20060103_211117_000000342044_00014_20108_6939.N1	03-JAN-2006 21:11:17	Bright	34.000	120	1Del Oph	2.7340	3200.0	68	20108	No
350	GOM_NL__2PRFIN20060103_211550_000000522044_00014_20108_6940.N1	03-JAN-2006 21:15:50	Bright	52.000	97	8Bet1Sco	2.5610	30000.	104	20108	No
351	GOM_NL__2PRFIN20060103_211740_000000382044_00014_20108_6941.N1	03-JAN-2006 21:17:40	Tw_i_and_stray	38.000	158	6Pi Sco	2.9060	28000.	76	20108	No
352	GOM_NL__2PRFIN20060103_212207_000000372044_00014_20108_6942.N1	03-JAN-2006 21:22:07	Dark	36.500	131	Gam Lup	2.8000	26000.	73	20108	No
353	GOM_NL__2PRFIN20060103_212331_000000372044_00014_20108_6943.N1	03-JAN-2006 21:23:31	Dark	36.500	109	Bet Lup	2.6770	26000.	73	20108	No
354	GOM_NL__2PRFIN20060103_212500_000000372044_00014_20108_6944.N1	03-JAN-2006 21:25:00	Dark	37.000	78	Alp Lup	2.3040	28000.	74	20108	No
355	GOM_NL__2PRFIN20060103_212635_000000112044_00014_20108_6945.N1	03-JAN-2006 21:26:35	Dark	11.000	95	Zet Cen	2.5450	26000.	22	20108	No
356	GOM_NL__2PRFIN20060103_212805_000000412044_00015_20109_6938.N1	03-JAN-2006 21:28:05	Dark	40.500	4	Alp1Cen	-0.010000	5800.0	81	20109	No
357	GOM_NL__2PRFIN20060103_213204_000000422044_00015_20109_6939.N1	03-JAN-2006 21:32:04	Dark	41.500	12	Alp1Cru	0.77500	30000.	83	20109	No
358	GOM_NL__2PRFIN20060103_213715_000000382044_00015_20109_6940.N1	03-JAN-2006 21:37:15	Dark	37.500	29	Bet Car	1.6720	10200.	75	20109	No
359	GOM_NL__2PRFIN20060103_213845_000000432044_00015_20109_6941.N1	03-JAN-2006 21:38:45	Dark	43.000	71	lot Car	2.2460	7700.0	86	20109	No
360	GOM_NL__2PRFIN20060103_214016_000000392044_00015_20109_6942.N1	03-JAN-2006 21:40:16	Dark	39.000	41	Eps Car	1.8600	4100.0	78	20109	No
361	GOM_NL__2PRFIN20060103_214422_000000522044_00015_20109_6943.N1	03-JAN-2006 21:44:22	Dark	52.000	2	Alp Car	-0.73600	7000.0	104	20109	No
362	GOM_NL__2PRFIN20060103_215002_000000392044_00015_20109_6944.N1	03-JAN-2006 21:50:02	Straylight	39.000	108	Alp Col	2.6520	15200.	78	20109	No
363	GOM_NL__2PRFIN20060103_215437_000000402044_00015_20109_6945.N1	03-JAN-2006 21:54:37	Straylight	39.500	101	11Alp Lep	2.5820	7000.0	79	20109	No
364	GOM_NL__2PRFIN20060103_215728_000000422044_00015_20109_6946.N1	03-JAN-2006 21:57:28	Straylight	41.500	7	19Bet Ori	0.10000	14000.	83	20109	No
365	GOM_NL__2PRFIN20060103_215917_000000442044_00015_20109_6947.N1	03-JAN-2006 21:59:17	Straylight	43.500	30	46Eps Ori	1.6940	30000.	87	20109	No
366	GOM_NL__2PRFIN20060103_220129_000000422044_00015_20109_6948.N1	03-JAN-2006 22:01:29	Tw_i_and_stray	41.500	27	24Gam Ori	1.6360	26000.	83	20109	No
367	GOM_NL__2PRFIN20060103_220441_000000442044_00015_20109_6949.N1	03-JAN-2006 22:04:41	Bright	44.000	13	87Alp Tau	0.86700	3800.0	88	20109	No
368	GOM_NL__2PRFIN20060103_220748_000000362044_00015_20109_6950.N1	03-JAN-2006 22:07:48	Bright	36.000	28	12Bet Tau	1.6500	15200.	72	20109	No
369	GOM_NL__2PRFIN20060103_220907_000000372044_00015_20109_6951.N1	03-JAN-2006 22:09:07	Bright	37.000	114	3lot Aur	2.6930	4600.0	74	20109	No
370	GOM_NL__2PRFIN20060103_221136_000000352044_00015_20109_6952.N1	03-JAN-2006 22:11:36	Bright	34.500	149	45Eps Per	2.8880	30000.	69	20109	No
371	GOM_NL__2PRFIN20060103_221353_000000342044_00015_20109_6953.N1	03-JAN-2006 22:13:53	Bright	34.000	175	39Del Per	3.0100	19400.	68	20109	No
372	GOM_NL__2PRFIN20060103_222456_000000362044_00015_20109_6954.N1	03-JAN-2006 22:24:56	Bright	35.500	49	1Alp UMi	1.9900	6300.0	71	20109	No
373	GOM_NL__2PRFIN20060103_223316_000000342044_00015_20109_6955.N1	03-JAN-2006 22:33:16	Bright	34.000	119	14Eta Dra	2.7270	4700.0	68	20109	No
374	GOM_NL__2PRFIN20060103_223528_000000352044_00015_20109_6956.N1	03-JAN-2006 22:35:28	Bright	34.500	130	23Bet Dra	2.7990	5800.0	69	20109	No
375	GOM_NL__2PRFIN20060103_224141_000000522044_00015_20109_6957.N1	03-JAN-2006 22:41:41	Bright	52.000	133	40Zet Her	2.8070	6000.0	104	20109	No
376	GOM_NL__2PRFIN20060103_224439_000000342044_00015_20109_6958.N1	03-JAN-2006 22:44:39	Bright	34.000	127	27Bet Her	2.7810	4700.0	68	20109	No
377	GOM_NL__2PRFIN20060103_224936_000000372044_00015_20109_6959.N1	03-JAN-2006 22:49:36	Bright	36.500	102	24Alp Ser	2.6000	4250.0	73	20109	No
378	GOM_NL__2PRFIN20060103_225153_000000342044_00015_20109_6960.N1	03-JAN-2006 22:51:53	Bright	34.000	120	1Del Oph	2.7340	3200.0	68	20109	No
379	GOM_NL__2PRFIN20060103_225627_000000522044_00015_20109_6961.N1	03-JAN-2006 22:56:27	Bright	52.000	97	8Bet1Sco	2.5610	30000.	104	20109	No
380	GOM_NL__2PRFIN20060103_225816_000000402044_00015_20109_6962.N1	03-JAN-2006 22:58:16	Tw_i_and_stray	40.000	158	6Pi Sco	2.9060	28000.	80	20109	No
381	GOM_NL__2PRFIN20060103_230407_000000372044_00015_20109_6963.N1	03-JAN-2006 23:04:07	Dark	37.000	109	Bet Lup	2.6770	26000.	74	20109	No
382	GOM_NL__2PRFIN20060103_230536_000000392044_00015_20109_6964.N1	03-JAN-2006 23:05:36	Dark	38.500	78	Alp Lup	2.3040	28000.	77	20109	No
383	GOM_NL__2PRFIN20060103_230712_000000112044_00015_20109_6965.N1	03-JAN-2006 23:07:12	Dark	11.000	95	Zet Cen	2.5450	26000.	22	20109	No
384	GOM_NL__2PRFIN20060103_230842_000000532044_00016_20110_6939.N1	03-JAN-2006 23:08:42	Dark	53.000	4	Alp1Cen	-0.010000	5800.0	106	20110	No
385	GOM_NL__2PRFIN20060103_231240_000000402044_00016_20110_6940.N1	03-JAN-2006 23:12:40	Dark	39.500	12	Alp1Cru	0.77500	30000.	79	20110	No
386	GOM_NL__2PRFIN20060103_231751_000000382044_00016_20110_6941.N1	03-JAN-2006 23:17:51	Dark	37.500	29	Bet Car	1.6720	10200.	75	20110	No
387	GOM_NL__2PRFIN20060103_231922_000000432044_00016_20110_6942.N1	03-JAN-2006 23:19:22	Dark	43.000	71	lot Car	2.2460	7700.0	86	20110	No
388	GOM_NL__2PRFIN20060103_232053_000000502044_00016_20110_6943.N1	03-JAN-2006 23:20:53	Dark	50.000	41	Eps Car	1.8600	4100.0	100	20110	No
389	GOM_NL__2PRFIN20060103_232458_000000442044_00016_20110_6944.N1	03-JAN-2006 23:24:58	Dark	44.000	2	Alp Car	-0.73600	7000.0	88	20110	No
390	GOM_NL__2PRFIN20060103_233037_000000402044_00016_20110_6945.N1	03-JAN-2006 23:30:37	Straylight	40.000	108	Alp Col	2.6520	15200.	80	20110	No
391	GOM_NL__2PRFIN20060103_233513_000000422044_00016_20110_6946.N1	03-JAN-2006 23:35:13	Straylight	41.500	101	11Alp Lep	2.5820	7000.0	83	20110	No
392	GOM_NL__2PRFIN20060103_233804_000000452044_00016_20110_6947.N1	03-JAN-2006 23:38:04	Straylight	44.500	7	19Bet Ori	0.10000	14000.	89	20110	No
393	GOM_NL__2PRFIN20060103_233953_000000422044_00016_20110_6948.N1	03-JAN-2006 23:39:53	Straylight	41.500	30	46Eps Ori	1.6940	30000.	83	20110	No
394	GOM_NL__2PRFIN20060103_234204_000000432044_00016_20110_6949.N1	03-JAN-2006 23:42:04	Tw_i_and_stray	42.500	27	24Gam Ori	1.6360	26000.	85	20110	No
395	GOM_NL__2PRFIN20060103_234517_000000442044_00016_20110_6950.N1	03-JAN-2006 23:45:17	Bright	44.000	13	87Alp Tau	0.86700	3800.0	88	20110	No
396	GOM_NL__2PRFIN20060103_234824_000000372044_00016_20110_6951.N1	03-JAN-2006 23:48:24	Bright	37.000	28	12Bet Tau	1.6500	15200.	74	20110	No

397	GOM_NL__2PRFIN20060103_234943_000000362044_00016_20110_6952.N1	03-JAN-2006 23:49:43	Bright	35.500	114	3lot Aur	2.6930	4600.0	71	20110	No
398	GOM_NL__2PRFIN20060103_235212_000000342044_00016_20110_6953.N1	03-JAN-2006 23:52:12	Bright	33.500	149	45Eps Per	2.8880	30000.	67	20110	No
399	GOM_NL__2PRFIN20060103_235430_000000352044_00016_20110_6954.N1	03-JAN-2006 23:54:30	Bright	34.500	175	39Del Per	3.0100	19400.	69	20110	No

3. Quality information per product

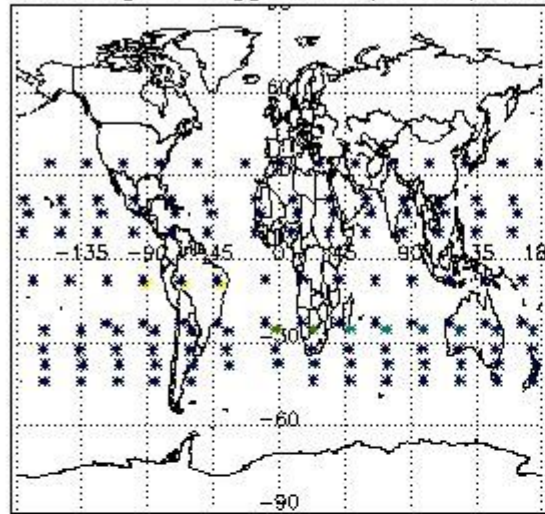
In this section it is plotted some information contained in the Quality Summary data set of the level 2 products. Only products in dark limb conditions and without errors (error flag in the MPH set to "0") are used.

3.1 Plot quality information per product (time dependant)

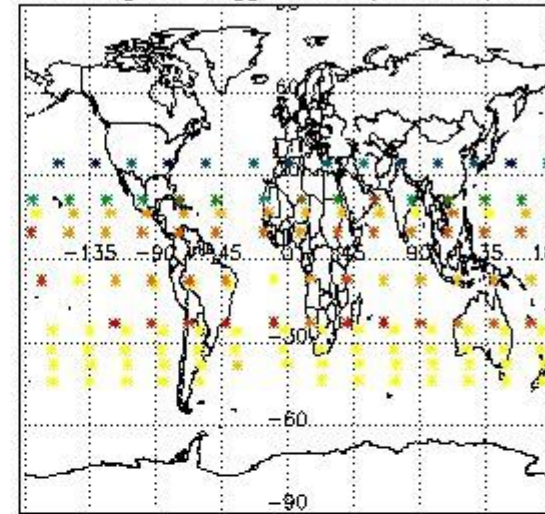


3.2 Plot quality information per product (world map)

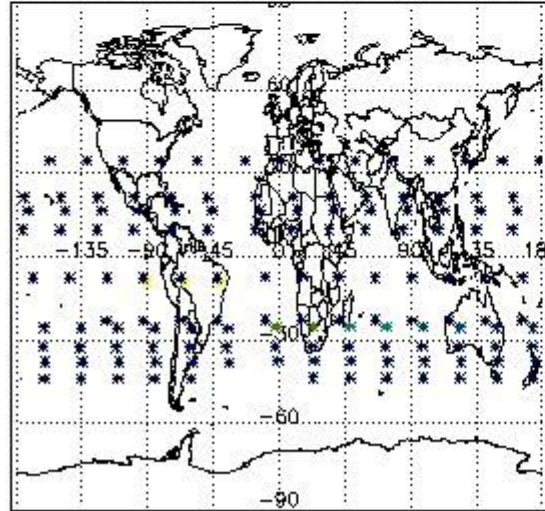
Percentage of flagged data per O3 profile



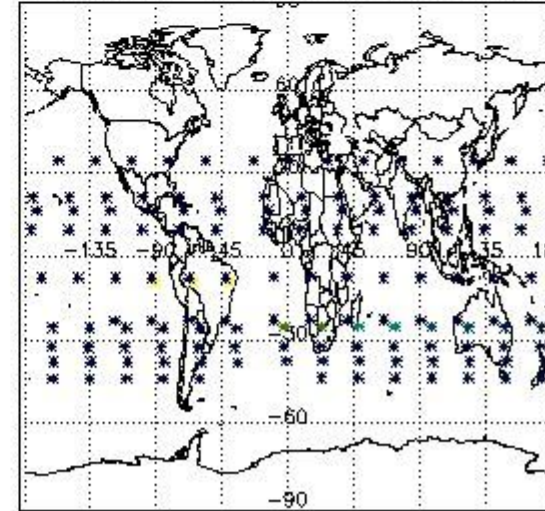
Percentage of flagged data per H2O profile



Percentage of flagged data per NO2 profile



Percentage of flagged data per NO3 profile

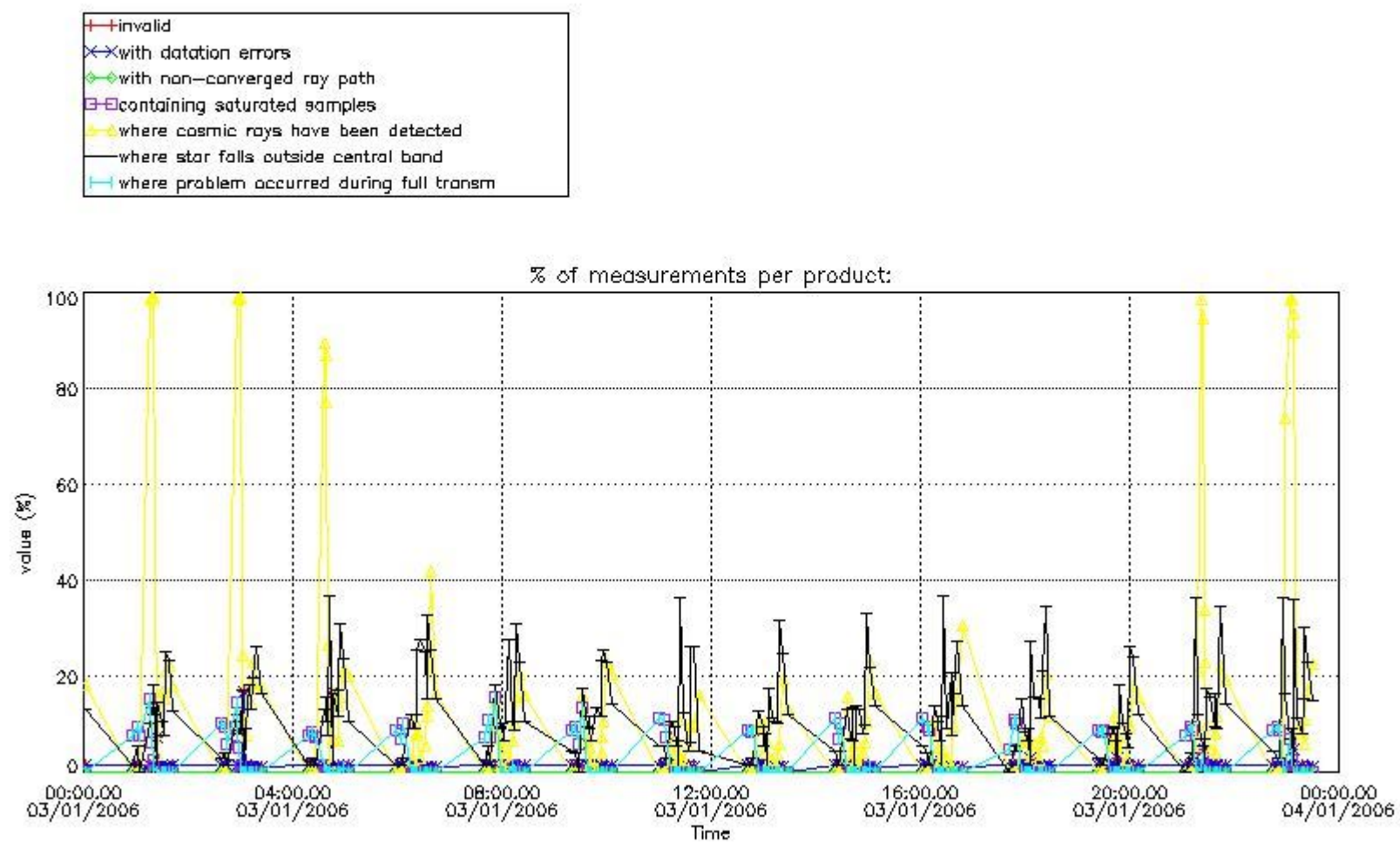


4. Level 1 quality information per product

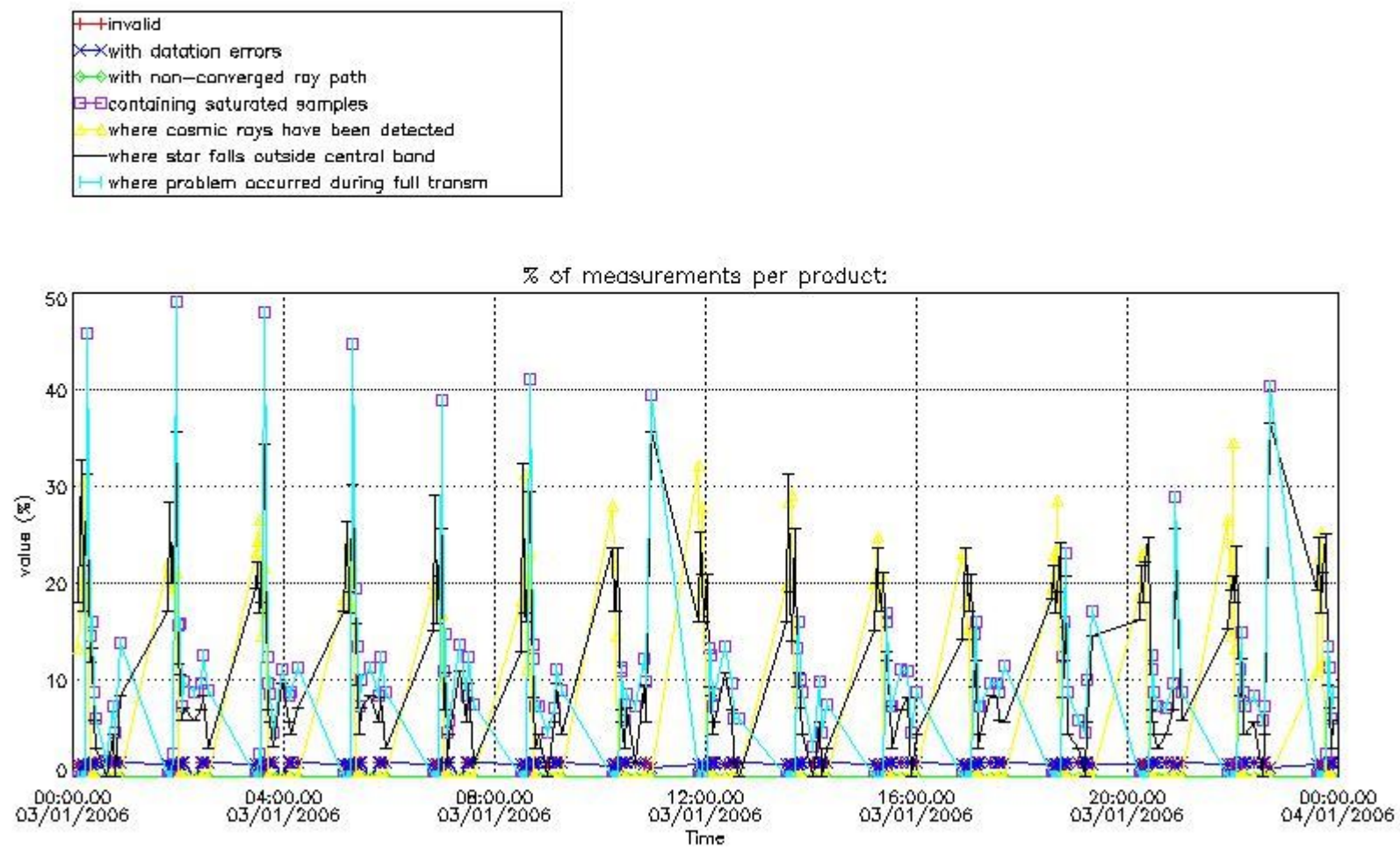
In this section it is plotted some information contained in the Quality Summary data set of the level 2 products that comes from the level 1b processing. Products without errors (error flag in the MPH set to "0") are used.

4.1 Plot quality information per product (time dependant) coming from level 1b processing

4.1.1 Plot level 1 quality information per product (time dependant): ENVISAT ASCENDING passes

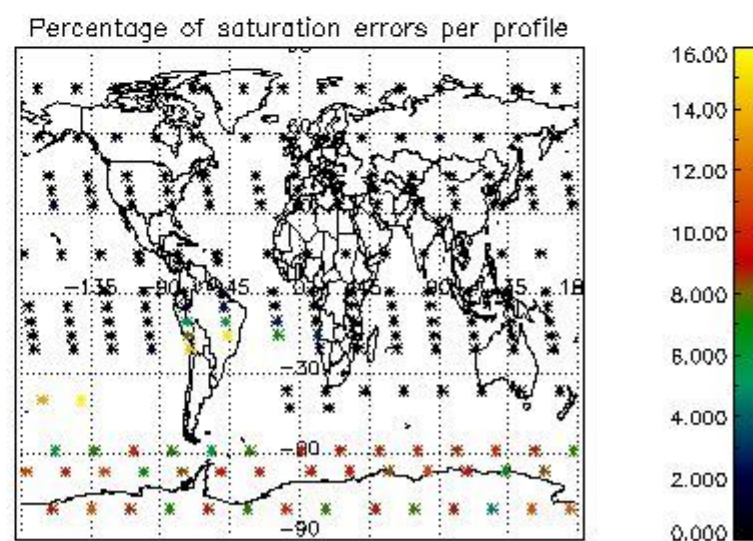
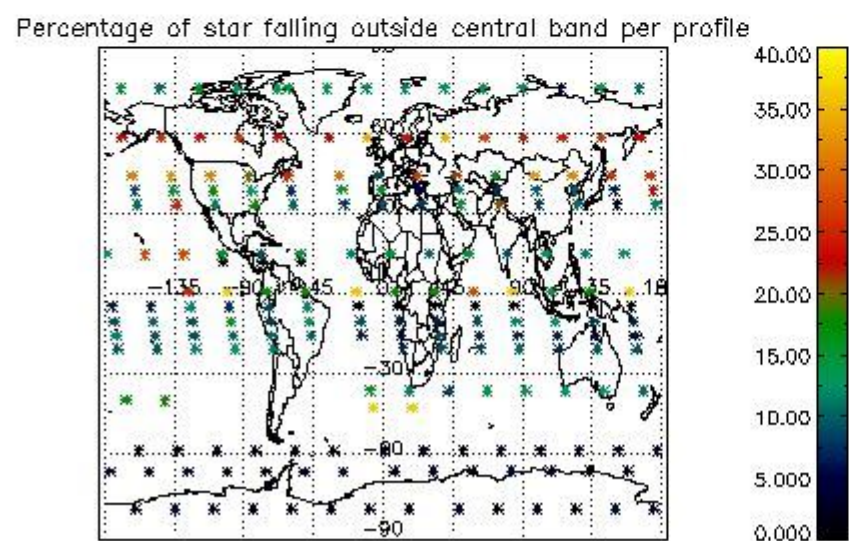
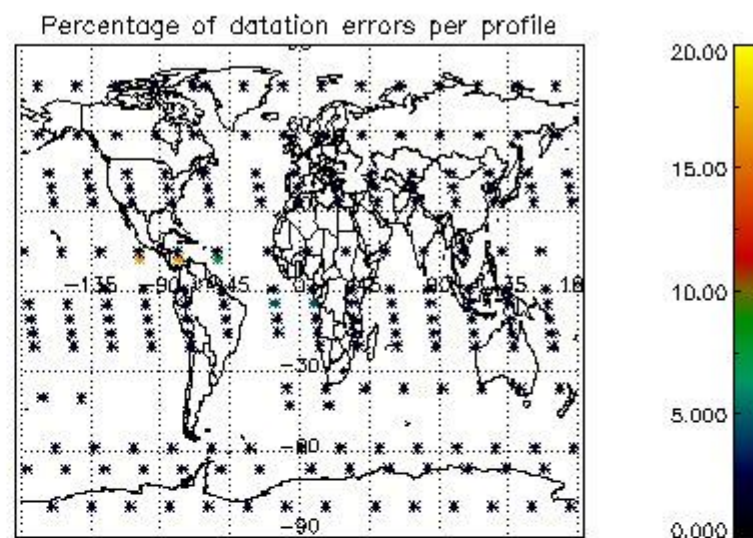
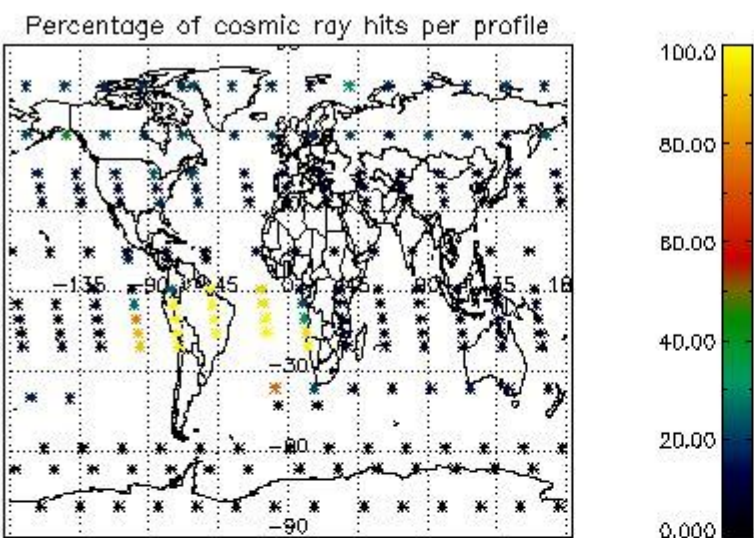


4.1.2 Plot level 1 quality information per product (time dependant): ENVI SAT DESCENDING passes

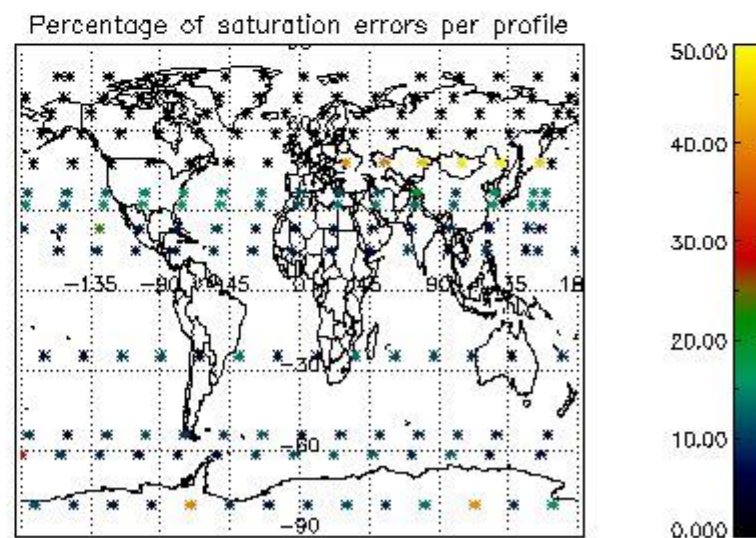
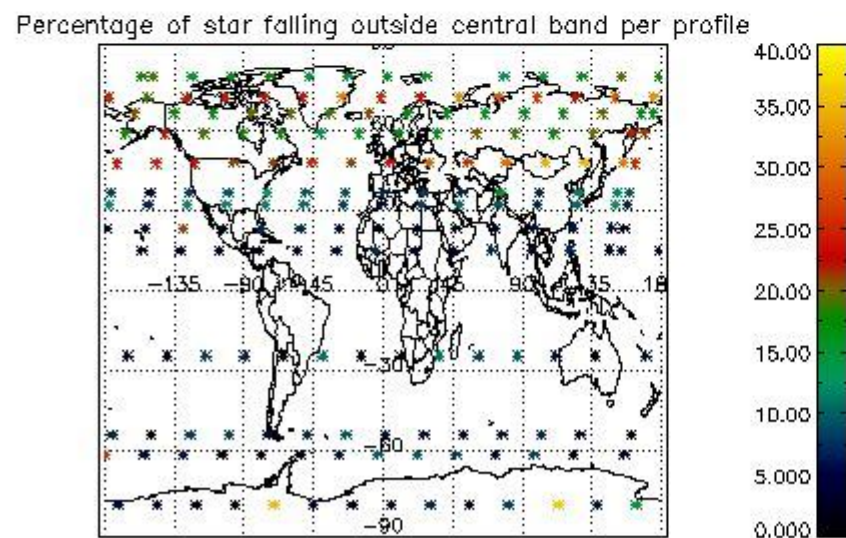
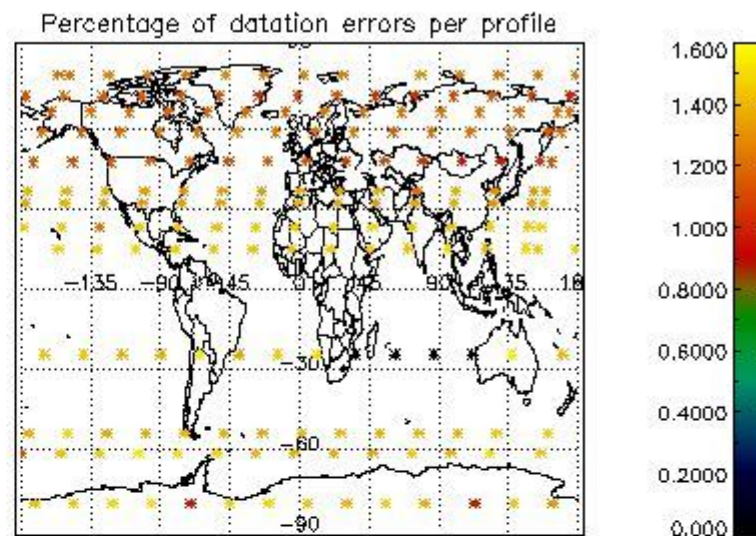
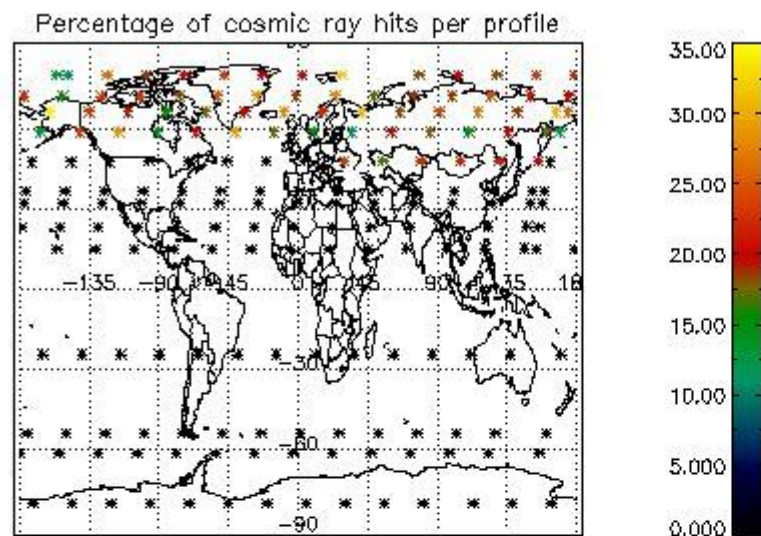


4.2 Plot quality information per product coming from level 1b processing (world map)

4.2.1 Plot level 1 quality information per product (world map): ENVISAT ASCENDING passes



4.2.2 Plot level 1 quality information per product (world map): ENVISAT DESCENDING passes



5. Trace gas profiles

5.1 Ozone statistics based on quality of products

The final quality of the products can be "measured" using the STD (Standard Deviation) attached to every point profile. This information is written to the parameter GOM_NL__2P/NL_LOCAL_SPECIES_DENSITY/o3_std of the level 2 products. The table below shows the statistics for given STD ranges.

The statistics are given with respect to the overall valid production:

- Products without fatal errors: GOM_NL__2P/MPH/PRODUCT_ERR=0
- Valid point profile: GOM_NL__2P/NL_LOCAL_SPECIES_DENSITY/pcd(0)=0

The 'Criteria' is applied to valid points of dark limb products:

- Products in dark limb illumination condition: GOM_NL__2P/NL_SUMMARY_QUALITY/obs_ill_cond=0
- Products without fatal errors: GOM_NL__2P/MPH/PRODUCT_ERR=0
- Valid point profile: GOM_NL__2P/NL_LOCAL_SPECIES_DENSITY/pcd(0)=0

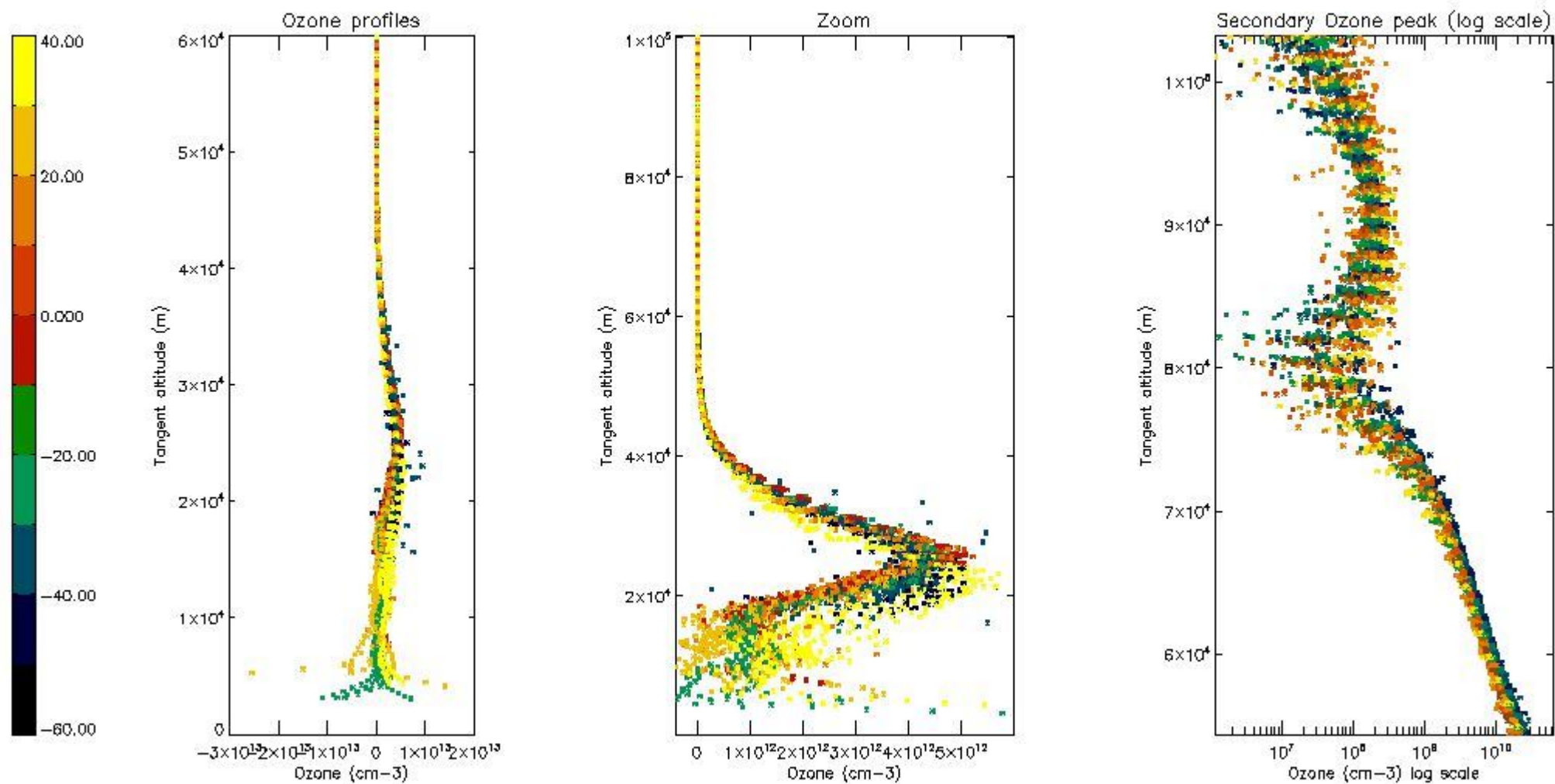
So, the table below shows the percentage of dark limb and valid observations for each criteria with respect to the overall valid daily observations.

Criteria	% of total production
All STD	37
STD < 20	23

STD < 10	19
STD < 5	13

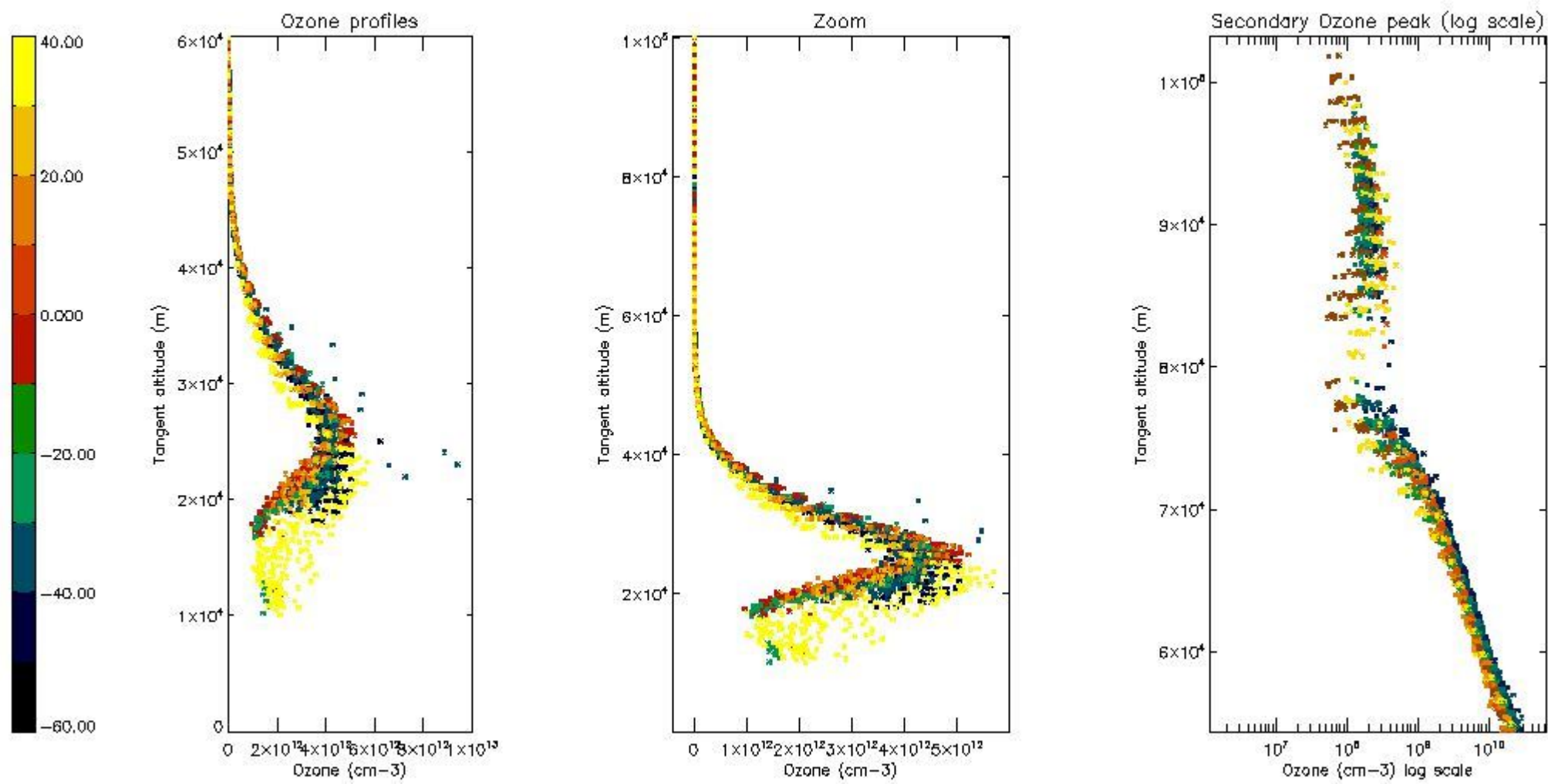
5.2 Plot ozone profiles for all STD (dark without errors)

The colorbar represents the latitude.



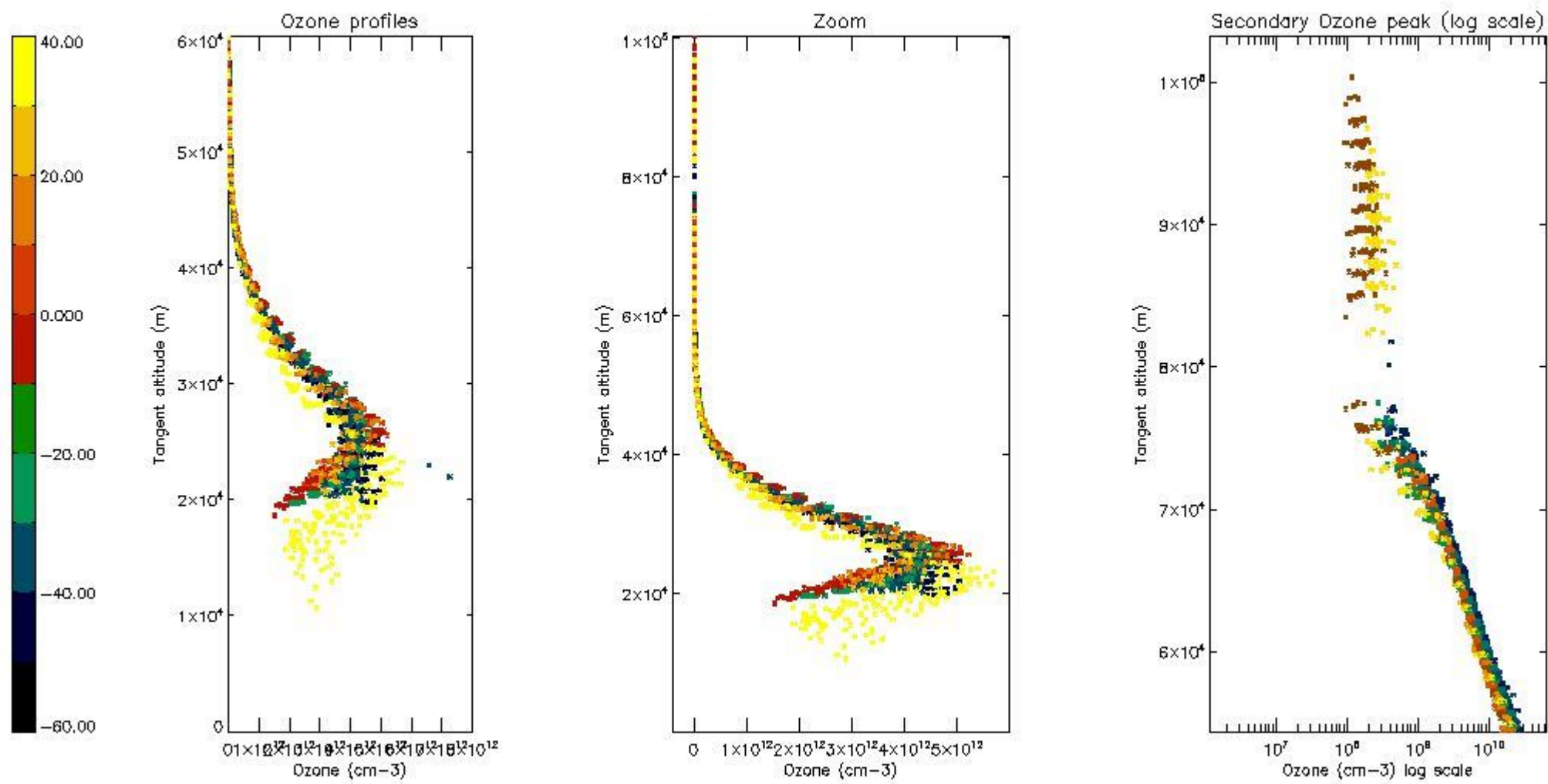
5.3 Plot ozone profiles where STD < 20% (dark without errors)

The colorbar represents the latitude.



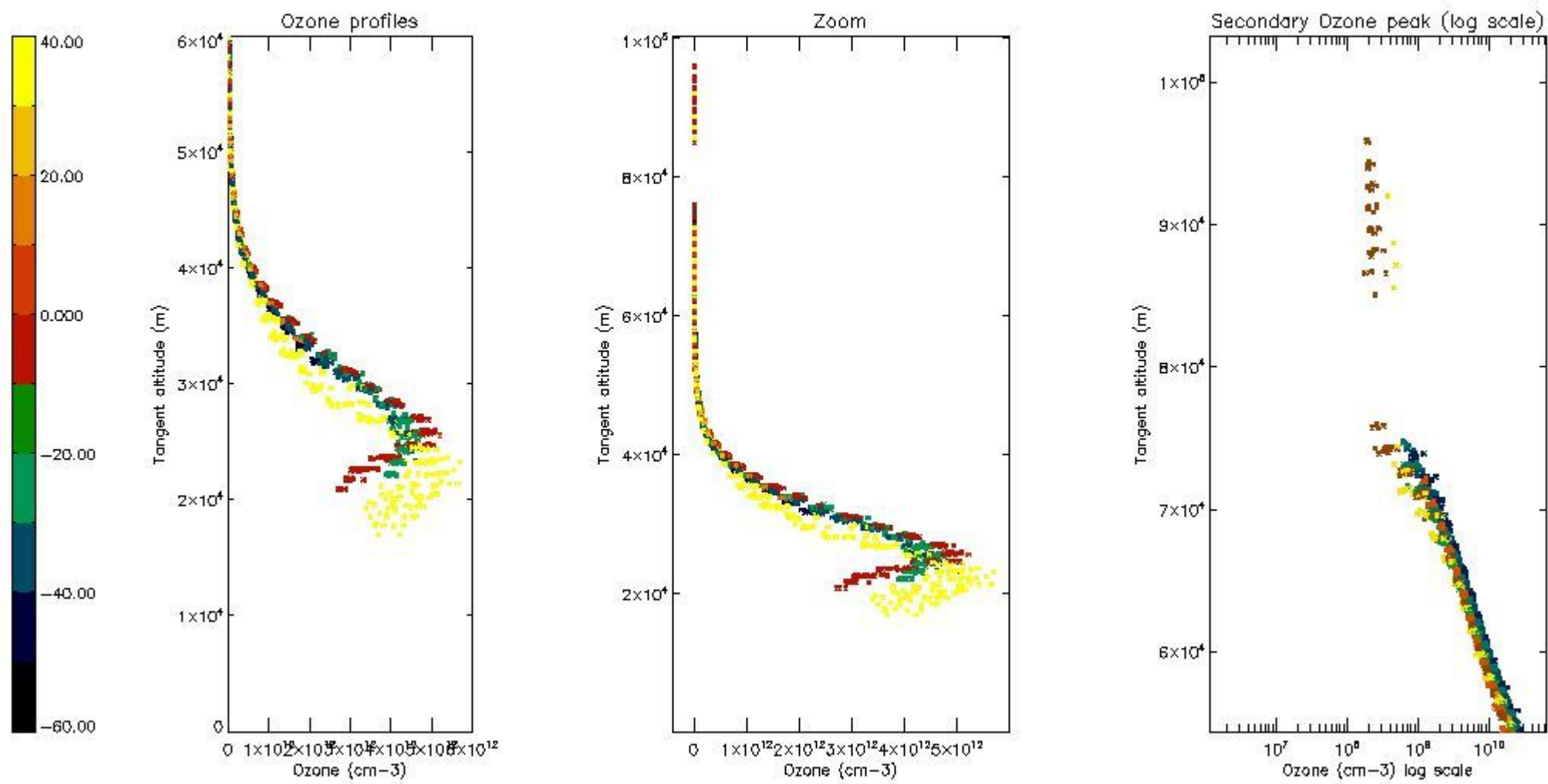
5.4 Plot ozone profiles where STD < 10% (dark without errors)

The colorbar represents the latitude.



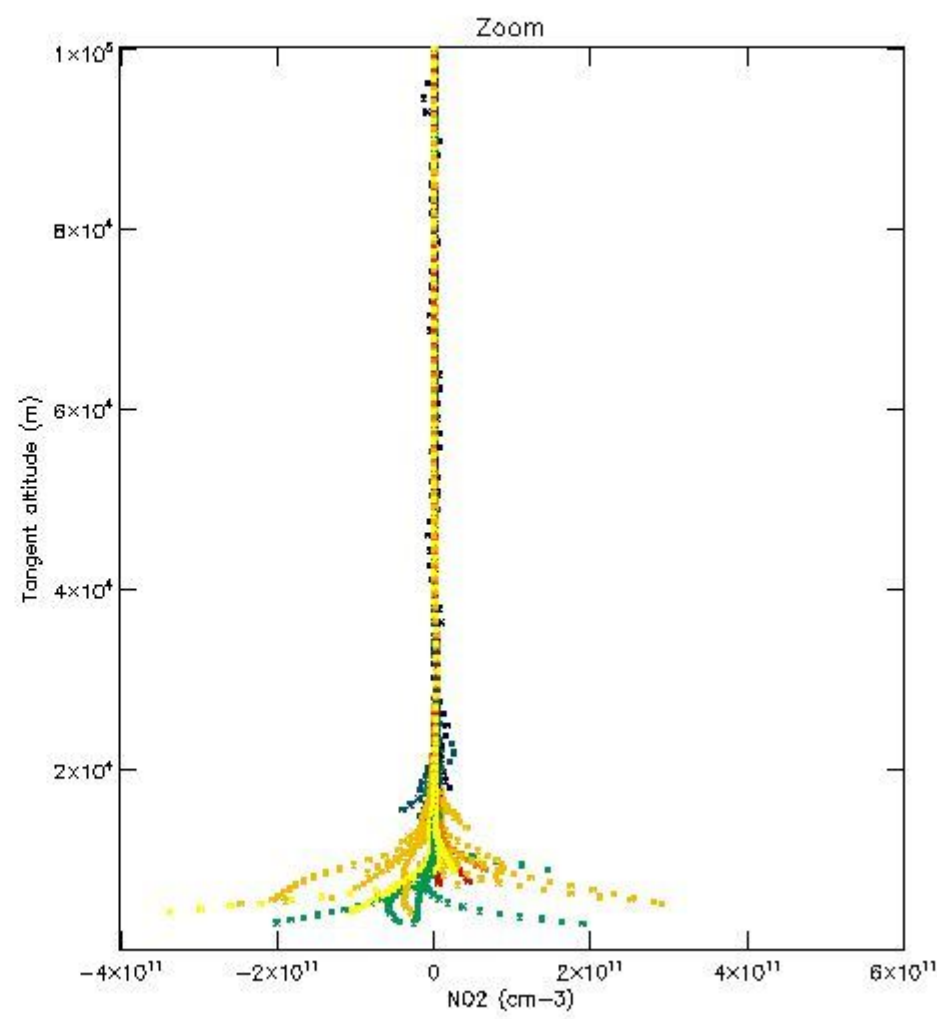
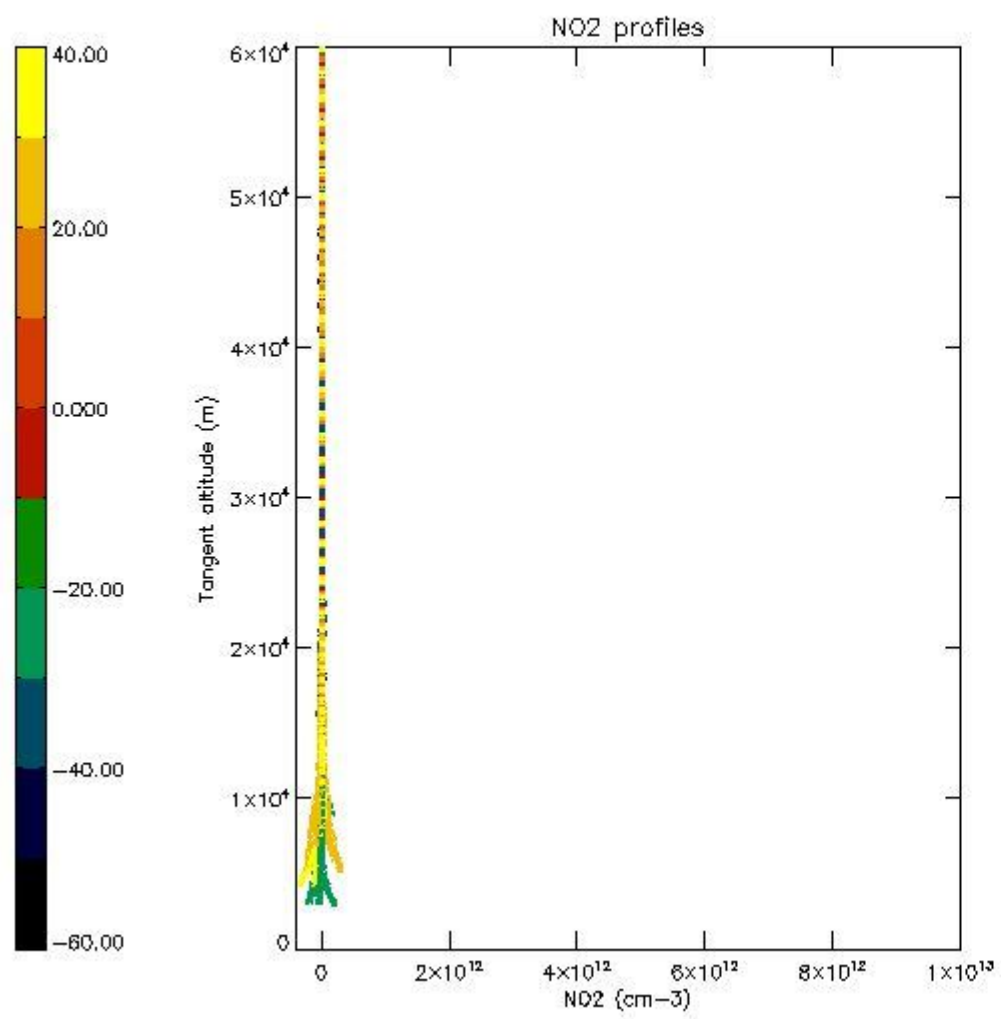
5.5 Plot ozone profiles where STD < 5% (dark without errors)

The colorbar represents the latitude.



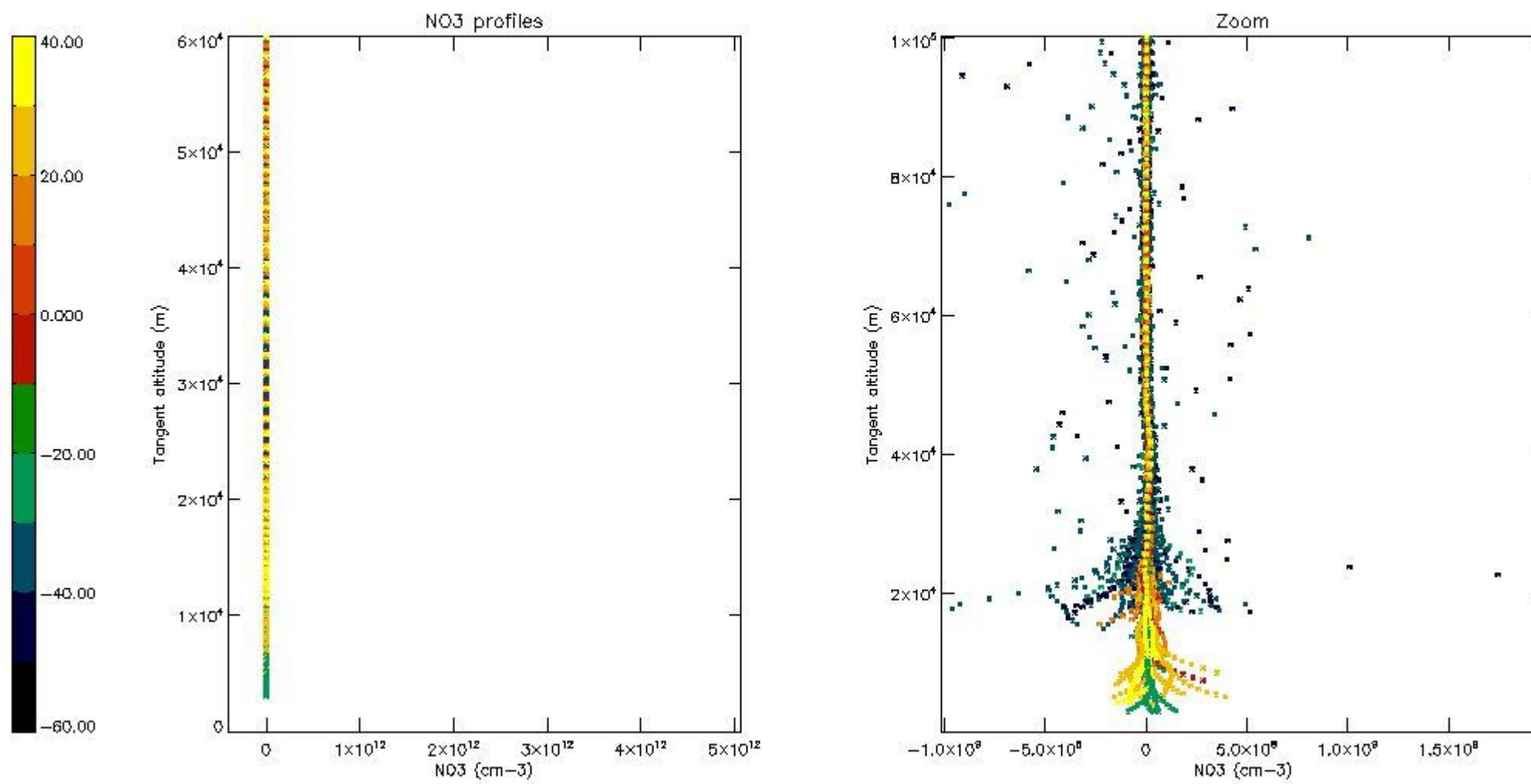
5.6 Plot NO₂ profiles for all STD (dark without errors)

The colorbar represents the latitude.



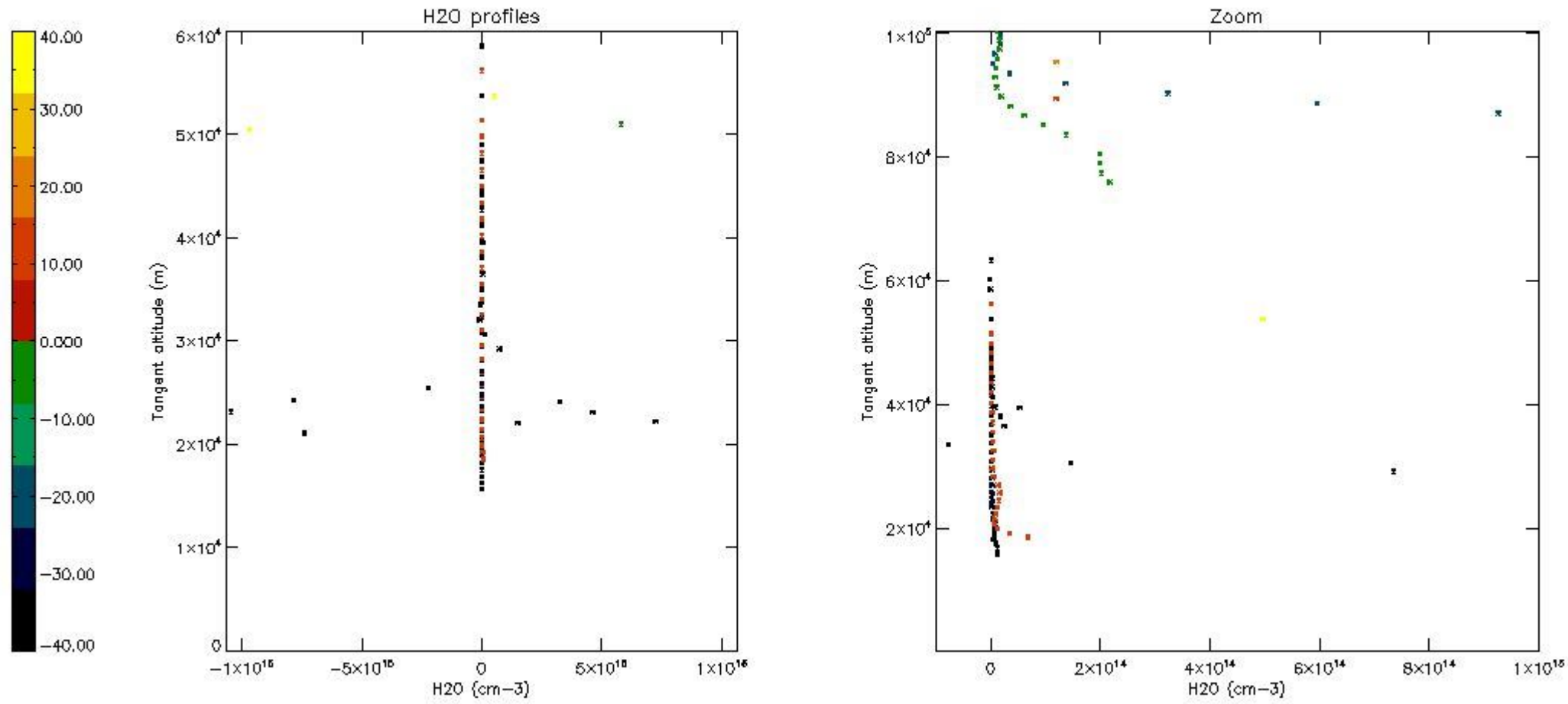
5.7 Plot NO3 profiles for all STD (dark without errors)

The colorbar represents the latitude.



5.8 Plot H₂O profiles for all STD (only for occultations of stars 1,2,3,4,13,14,16,26,63 dark without errors)

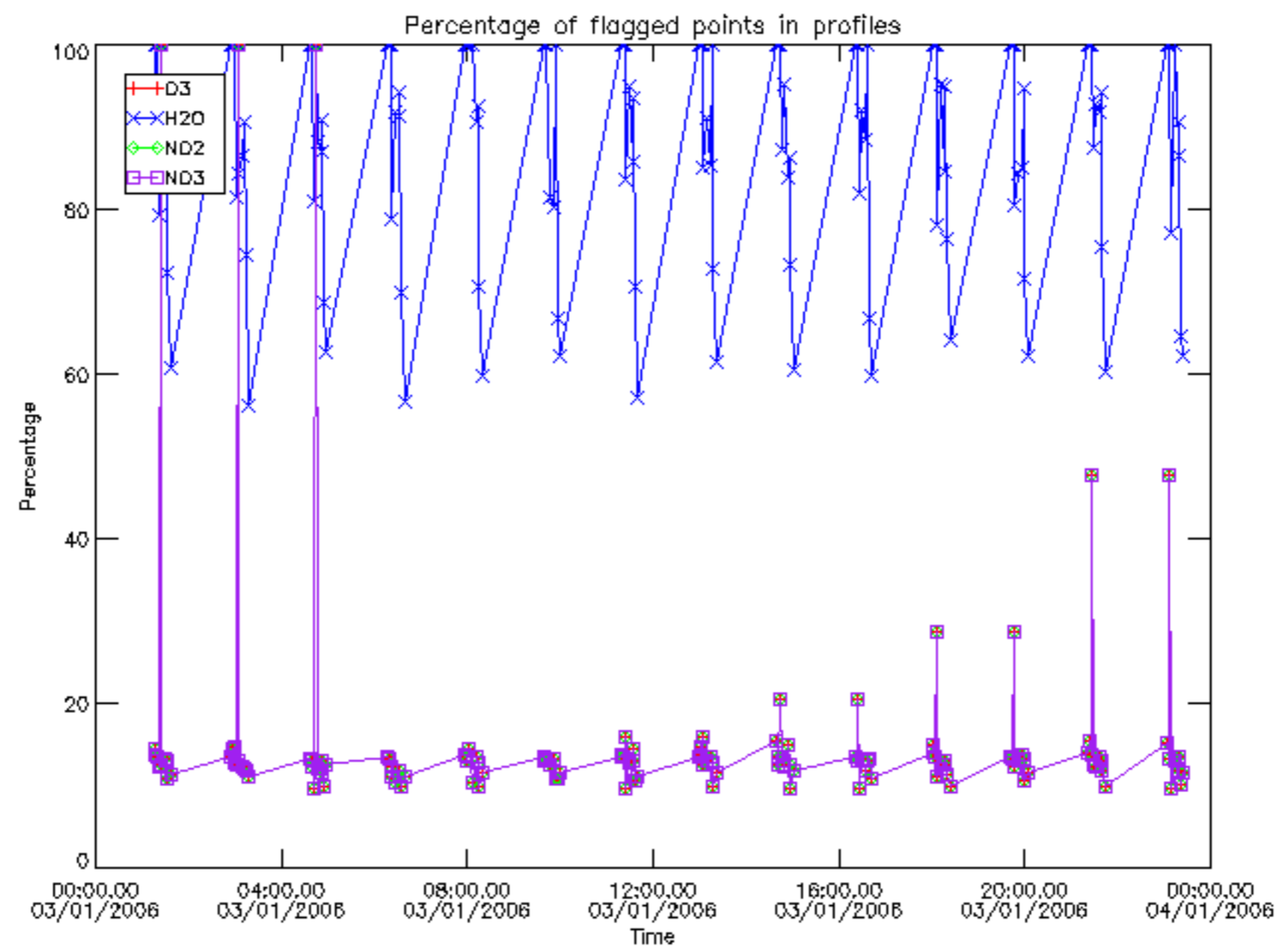
The colorbar represents the latitude.



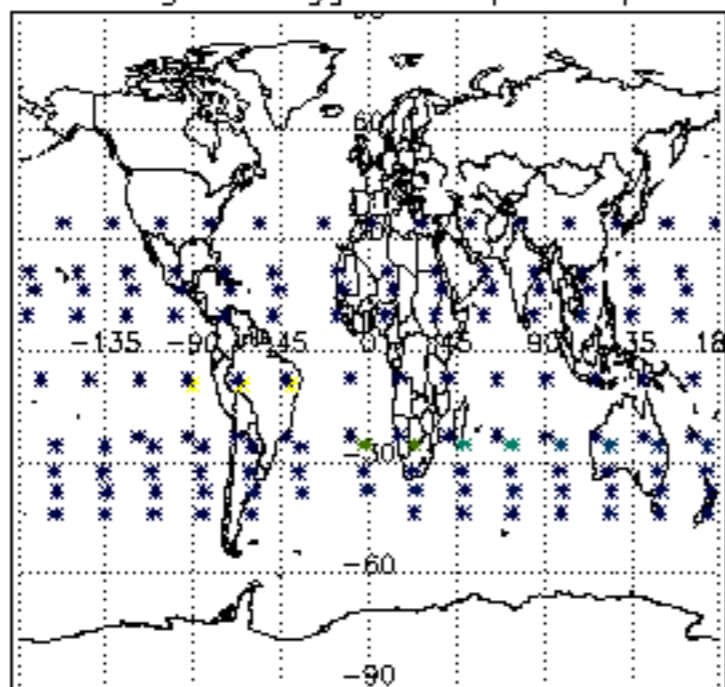
6. Auxiliary Data Files used for the production reported in section 2

The number reported in the third column indicates since which file (see list in section 2) the corresponding auxiliary file has been used. The fourth column is the date of those product files.

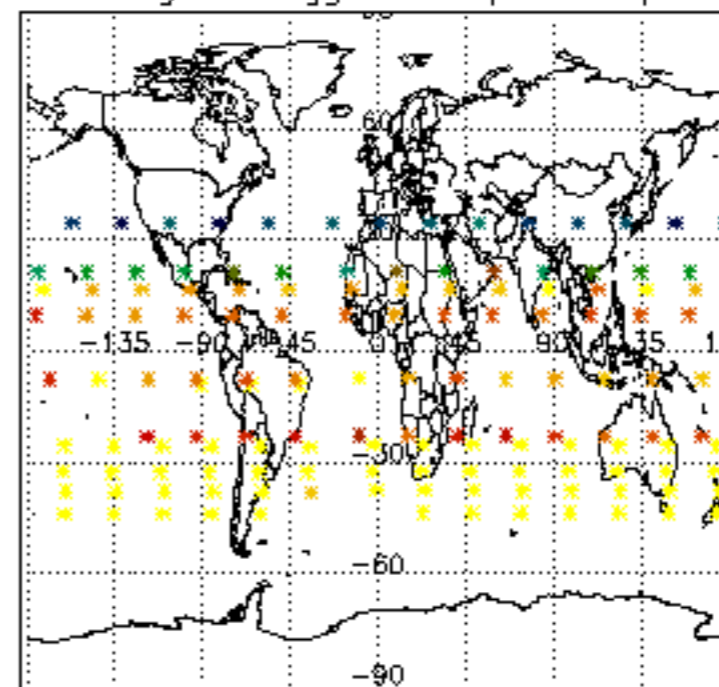
Type	Auxiliary Filename	Used since product	Used since product date
INST_PHYS_CHARACTERISTICS	GOM_INS_AXVIEC20091111_143220_20030716_120000_20500101_000000	1	03-JAN-2006 00:02:12
LEVEL-2_PROC_CONFIG	GOM_PR2_AXVIEC20091111_152718_20020301_000000_20500101_000000	1	03-JAN-2006 00:02:12
CROSS_SECTIONS_FILE	GOM_CR2_AXVIEC20091111_154832_20020301_000000_20500101_000000	1	03-JAN-2006 00:02:12



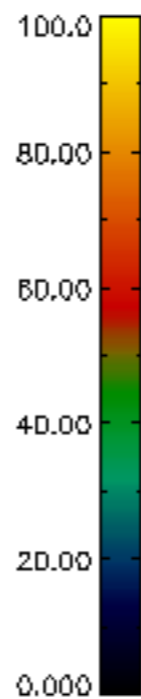
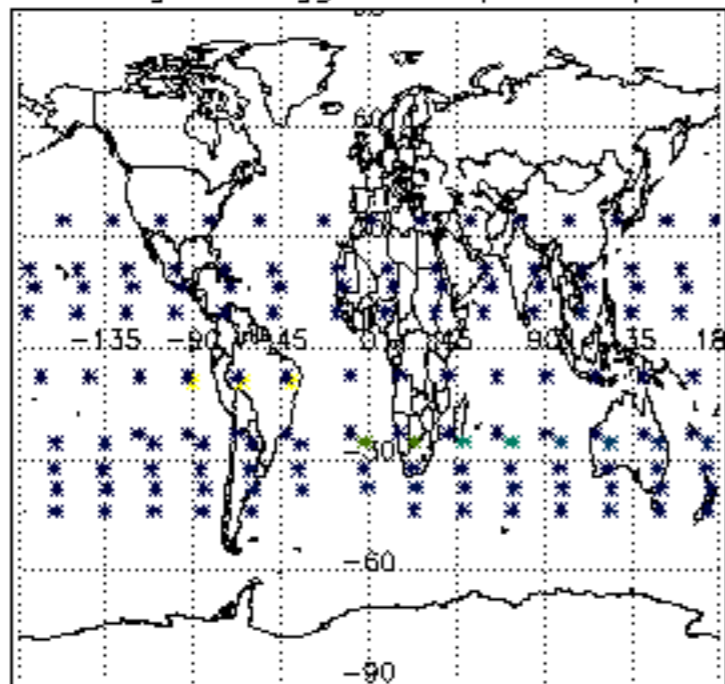
Percentage of flagged data per D3 profile



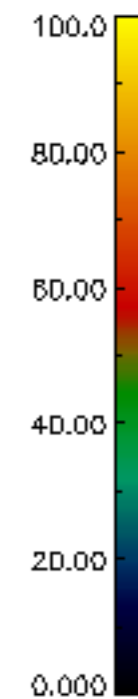
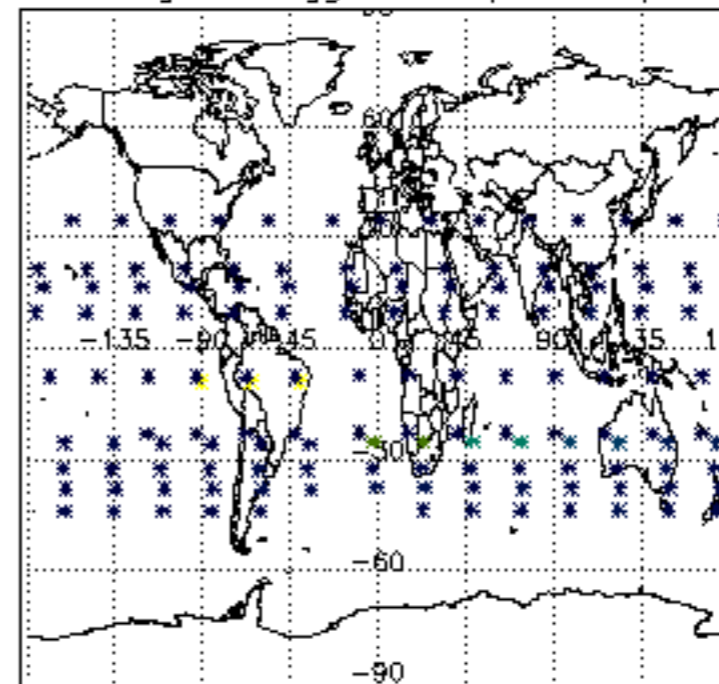
Percentage of flagged data per H2O profile

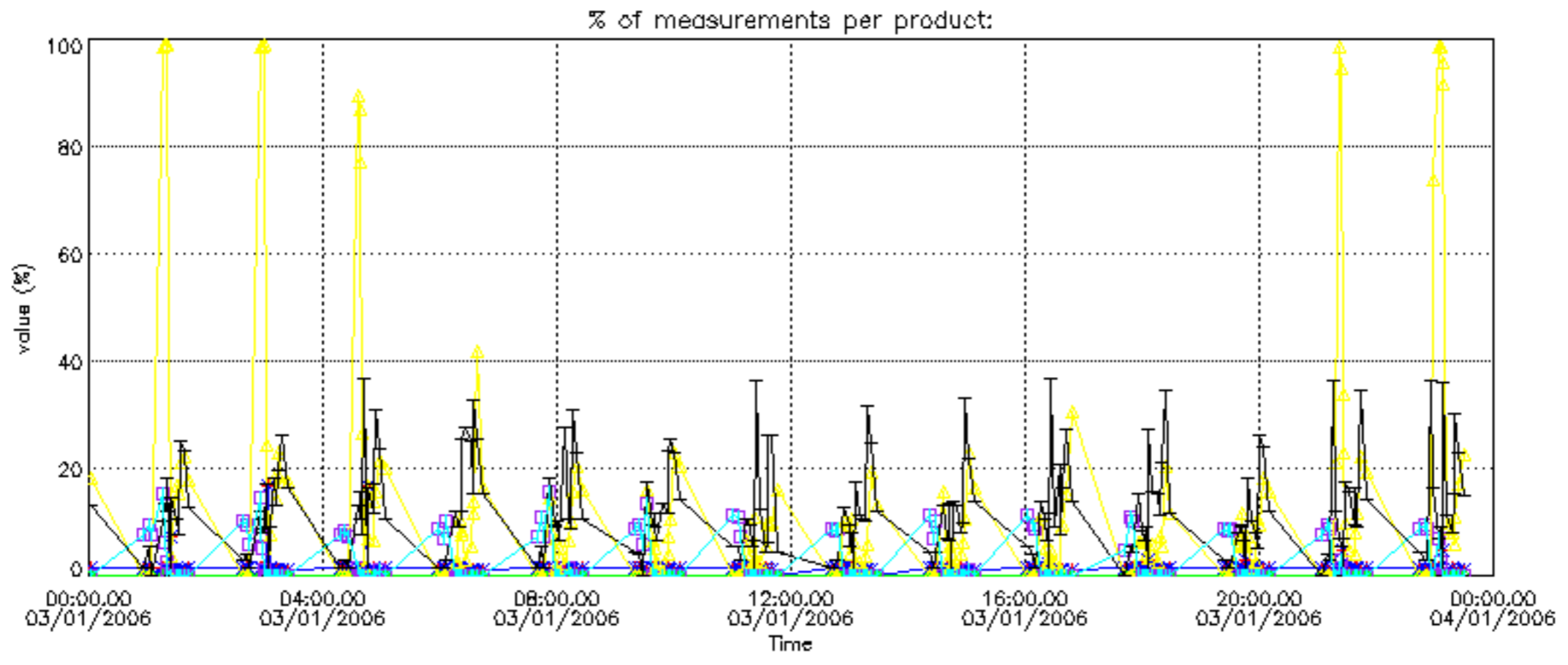


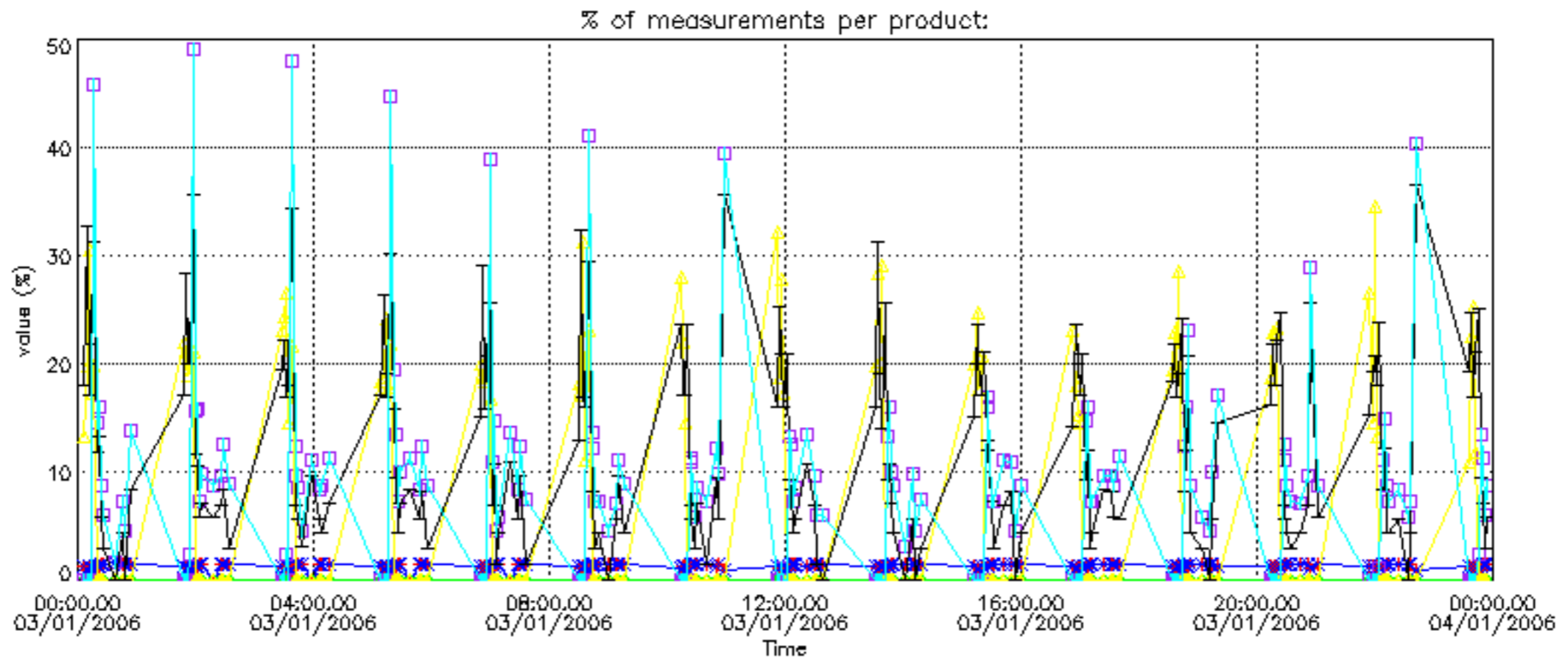
Percentage of flagged data per NO2 profile



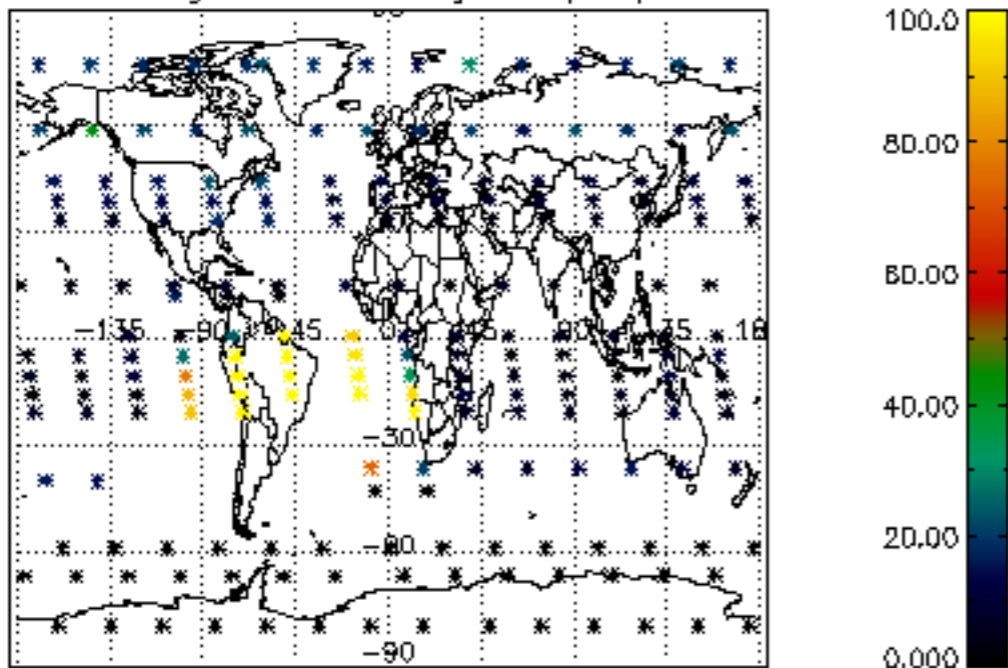
Percentage of flagged data per NO3 profile



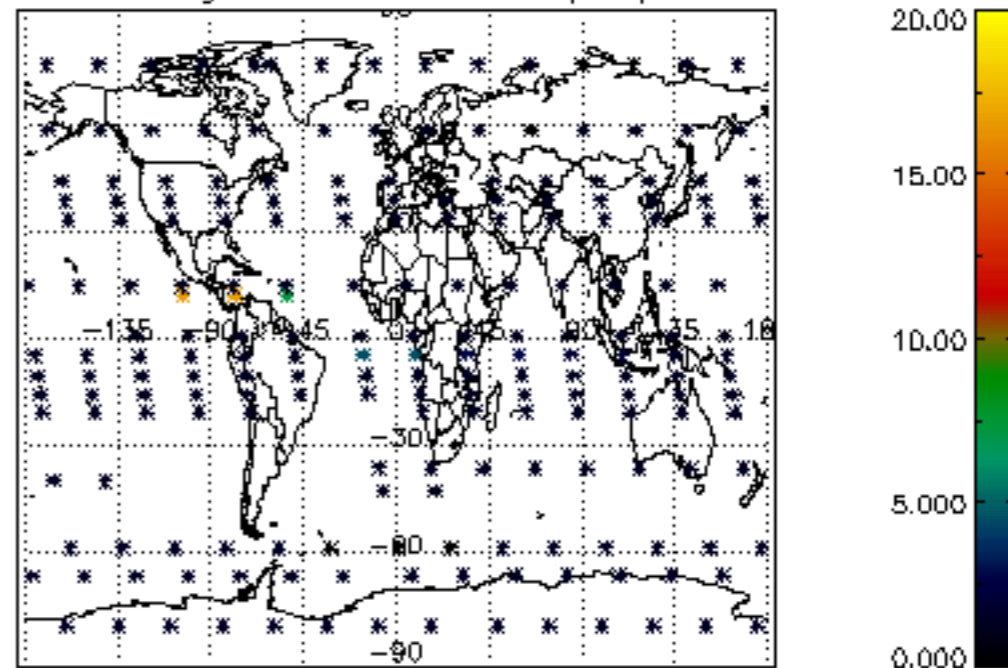




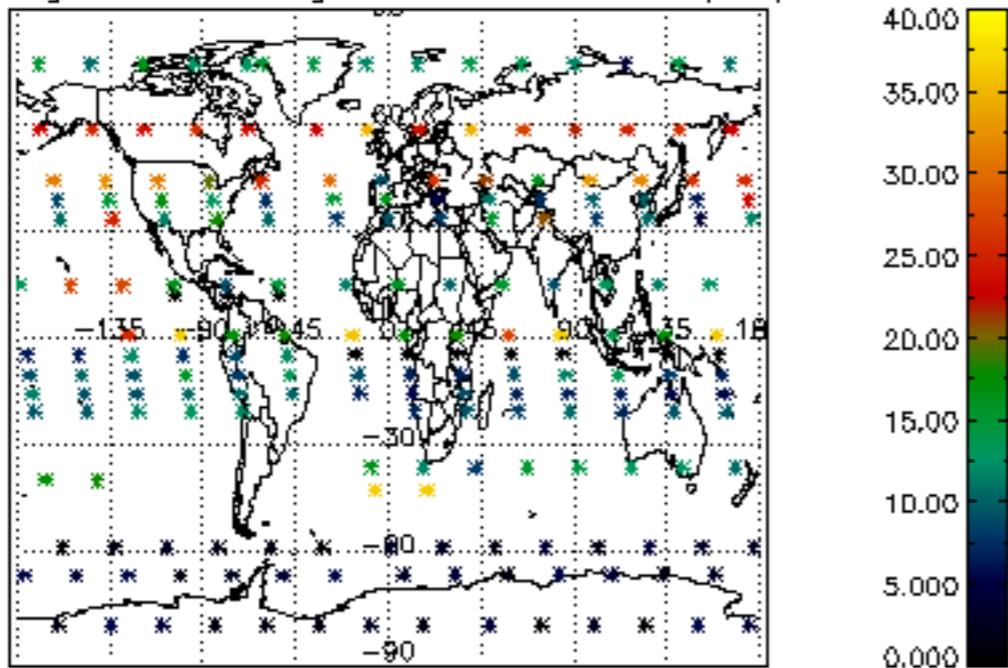
Percentage of cosmic ray hits per profile



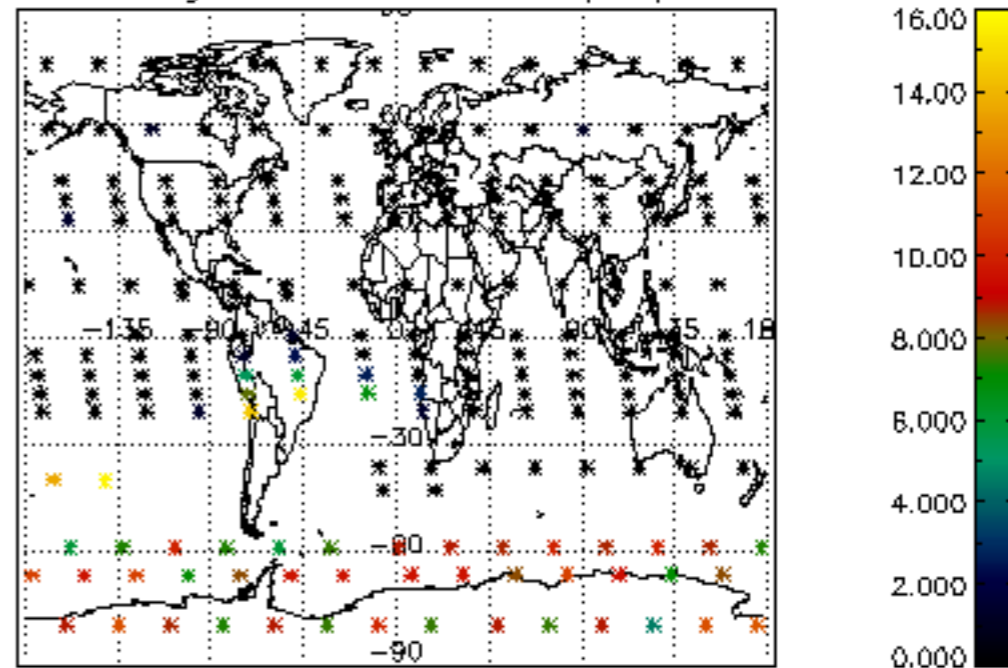
Percentage of datation errors per profile



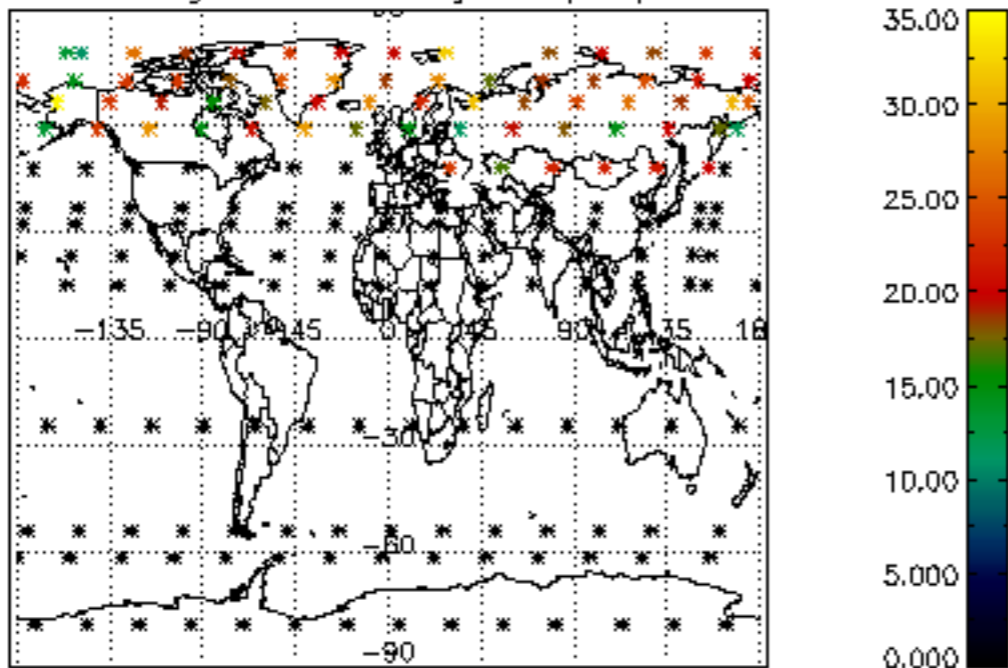
Percentage of star falling outside central band per profile



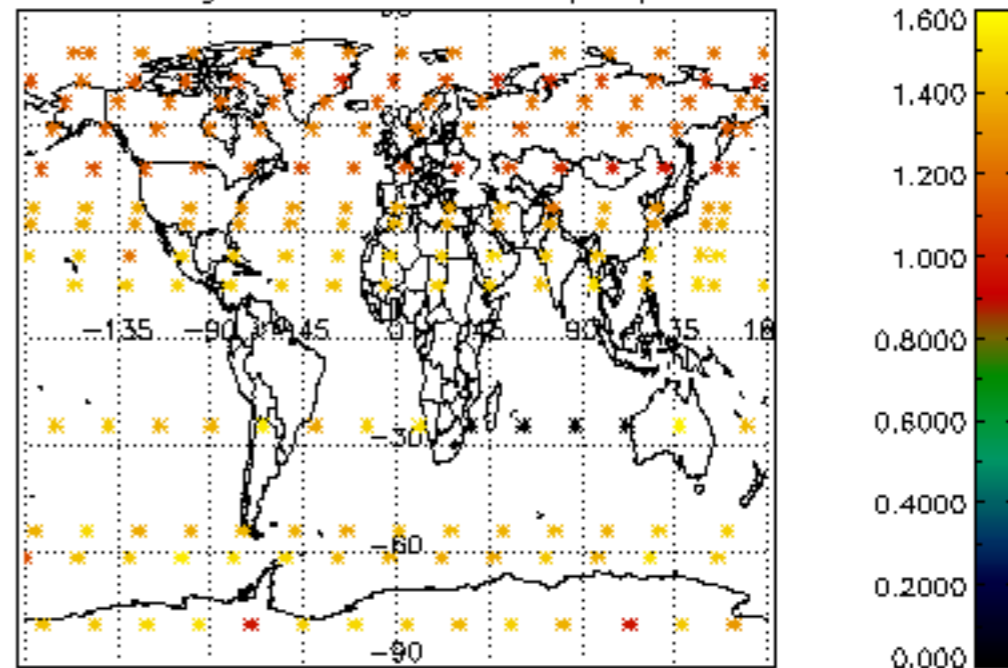
Percentage of saturation errors per profile



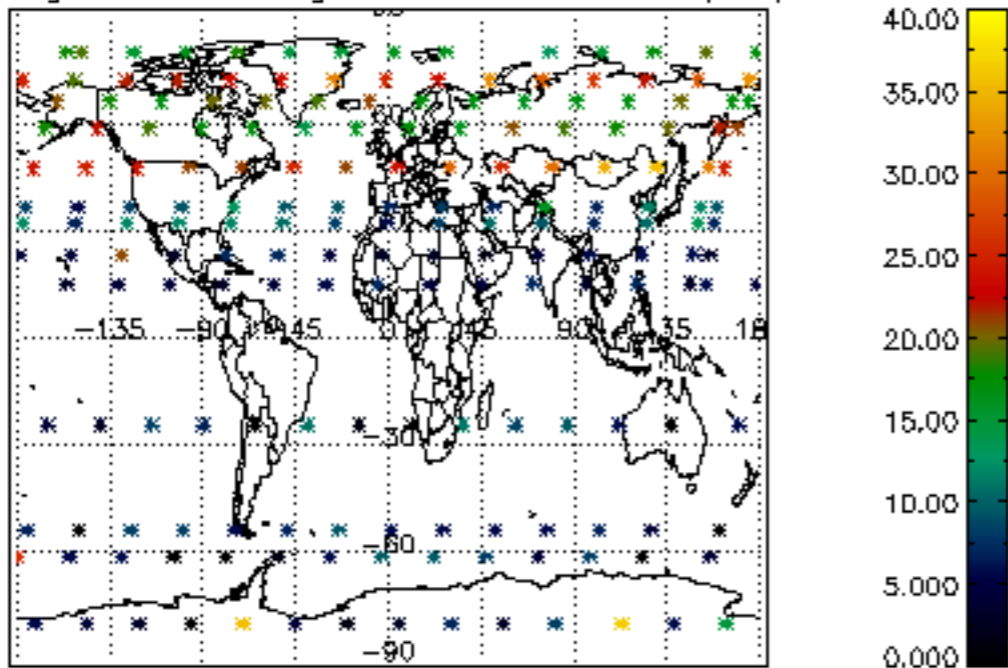
Percentage of cosmic ray hits per profile



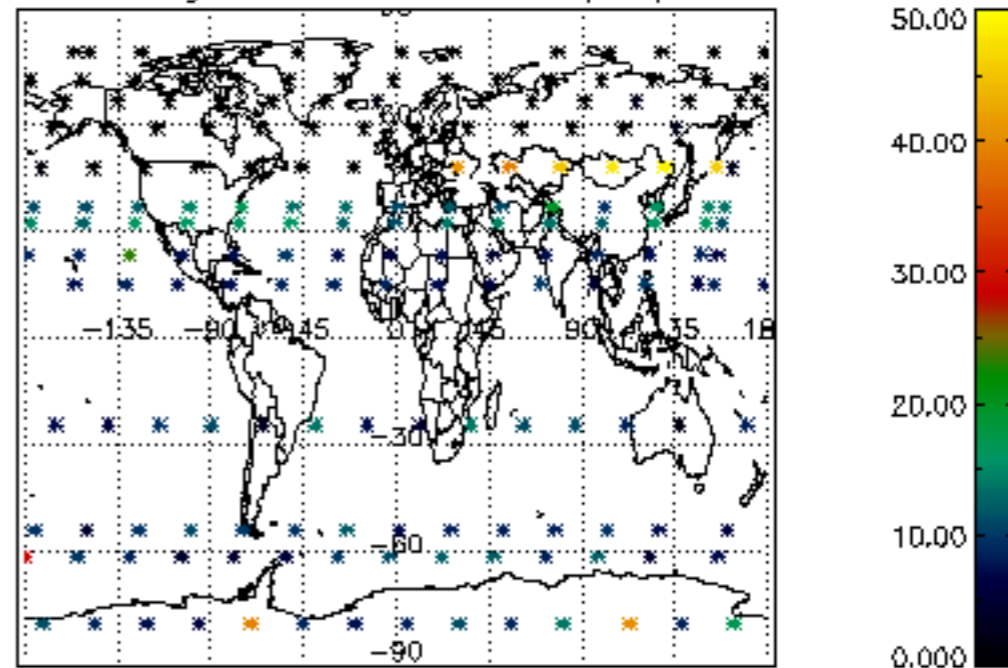
Percentage of datation errors per profile

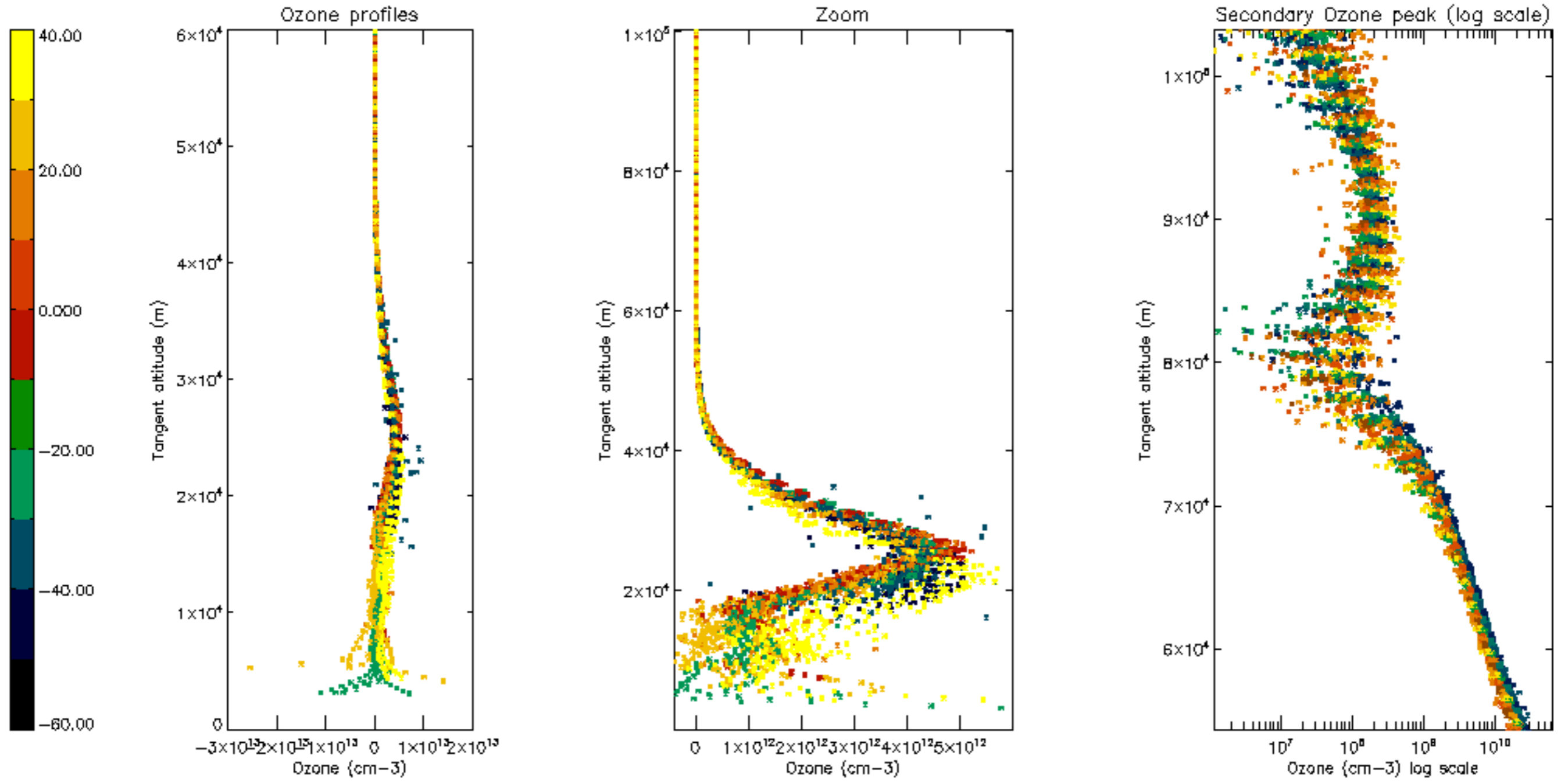


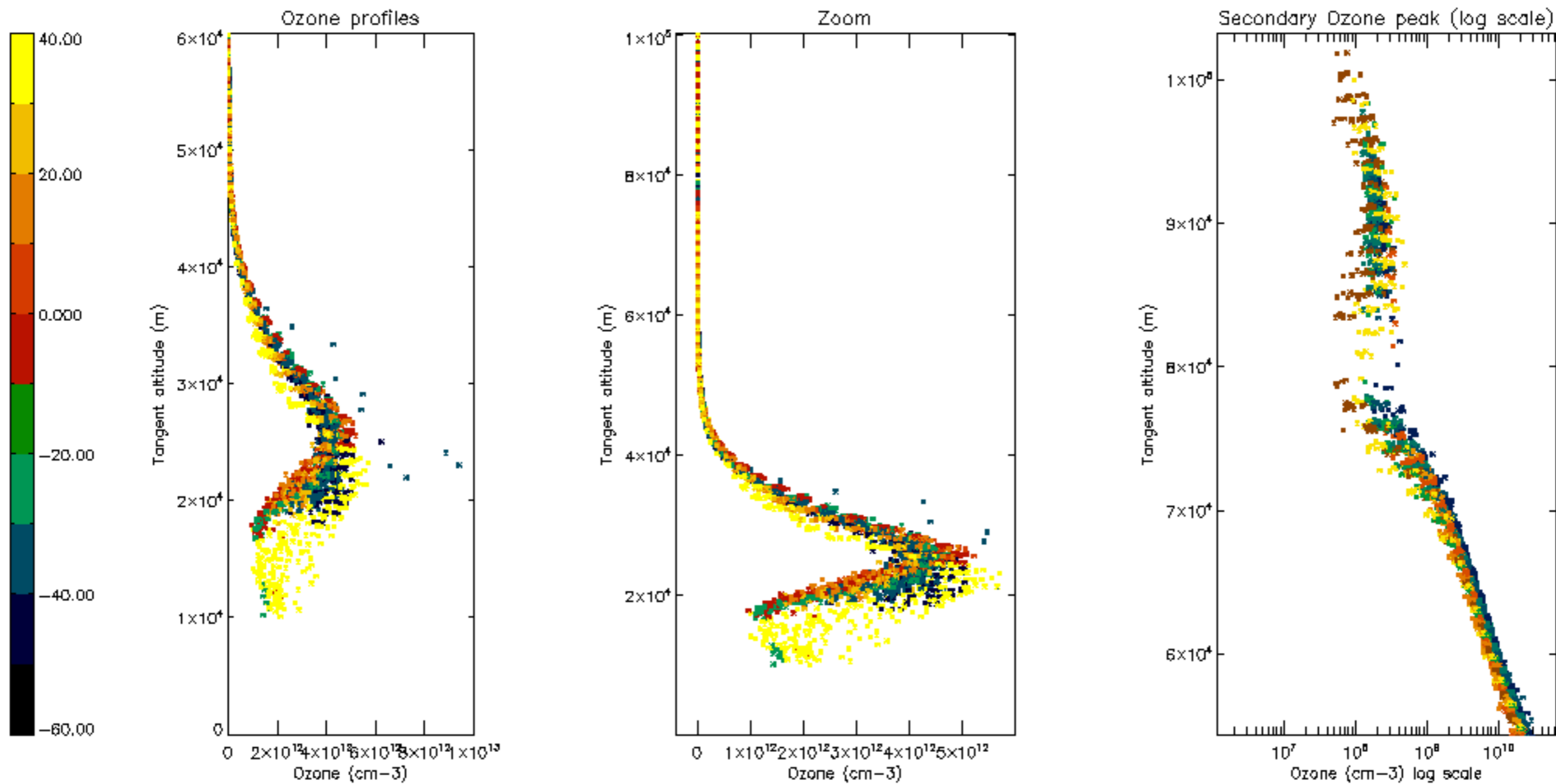
Percentage of star falling outside central band per profile

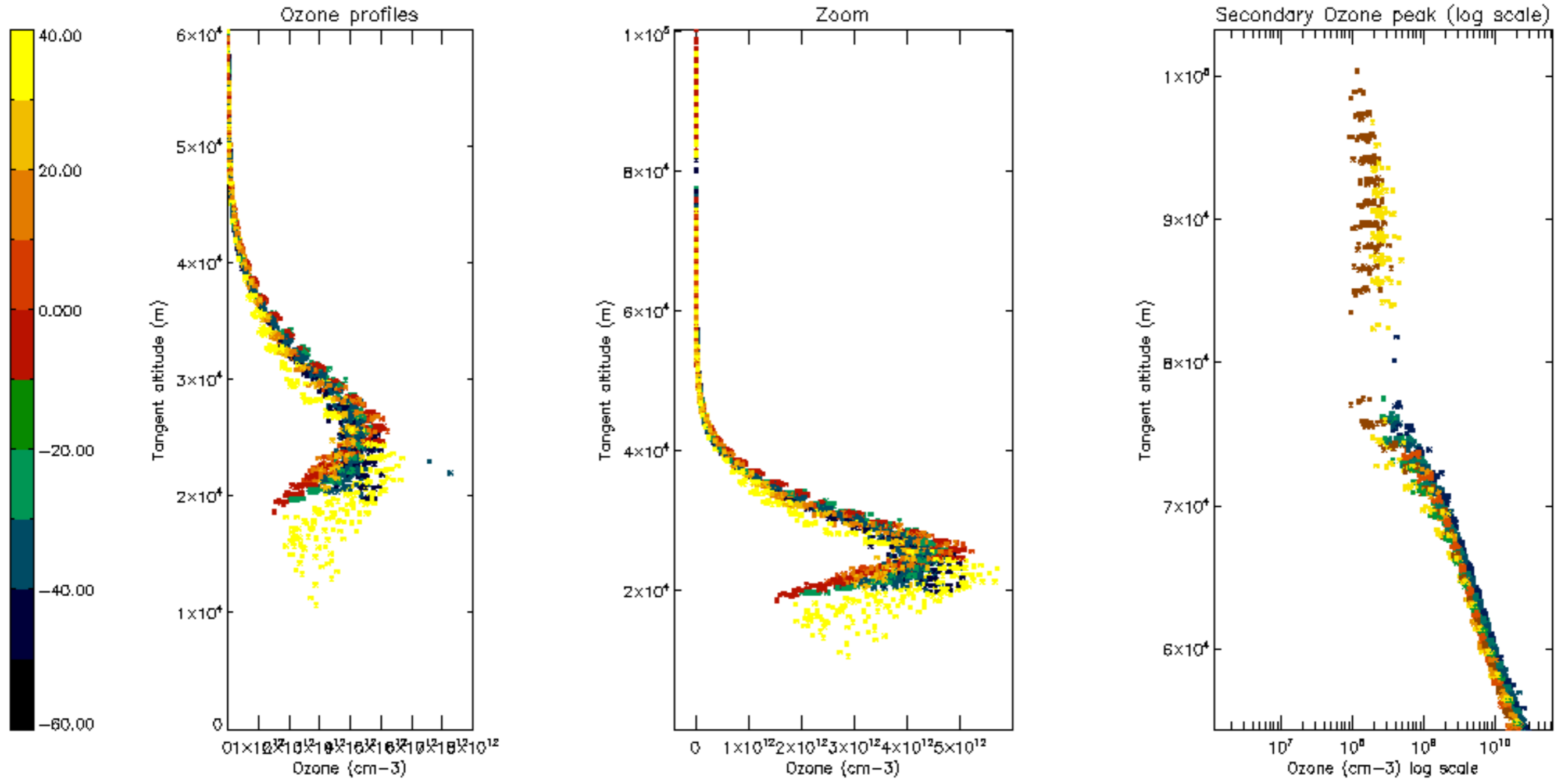


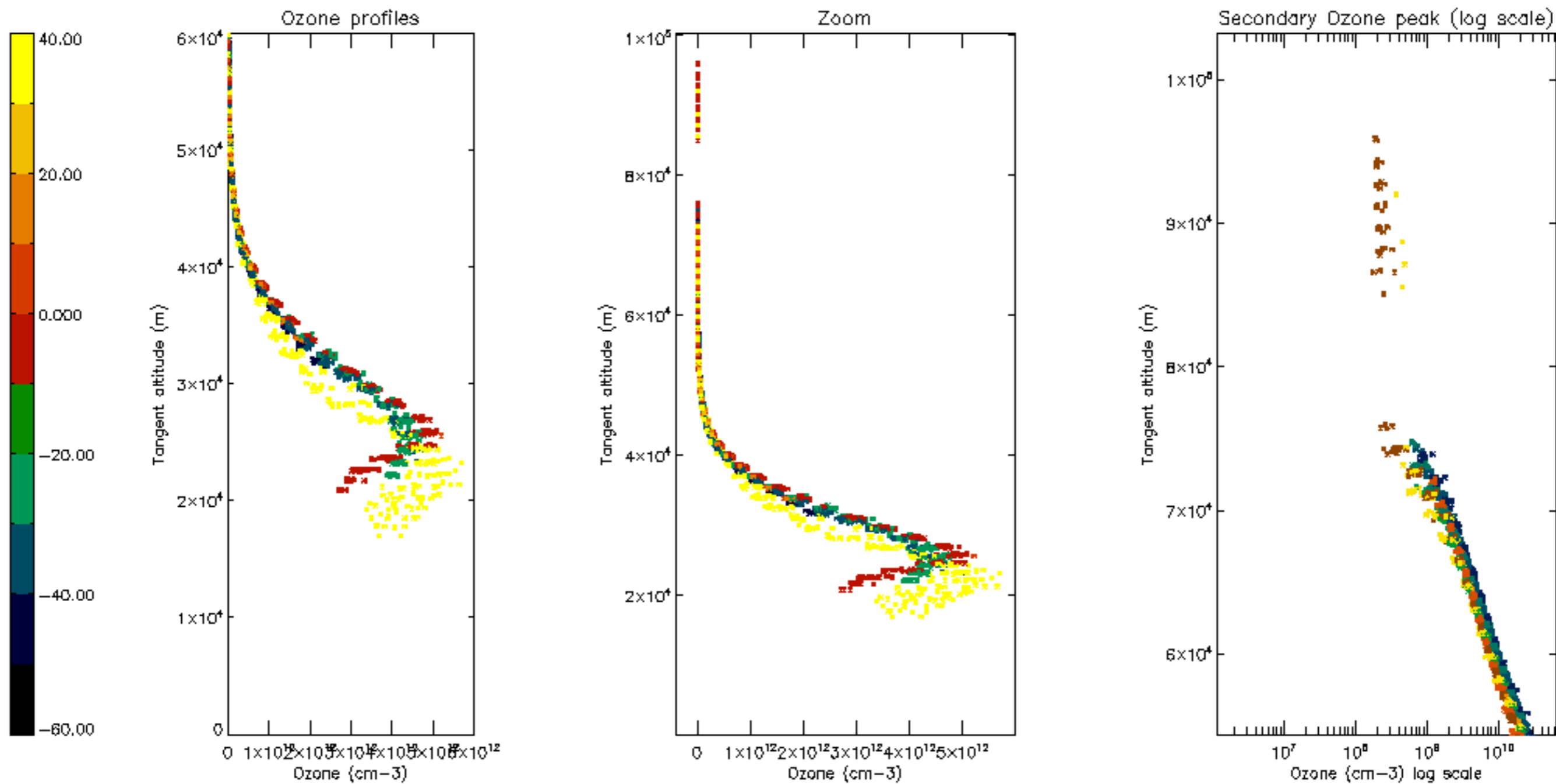
Percentage of saturation errors per profile

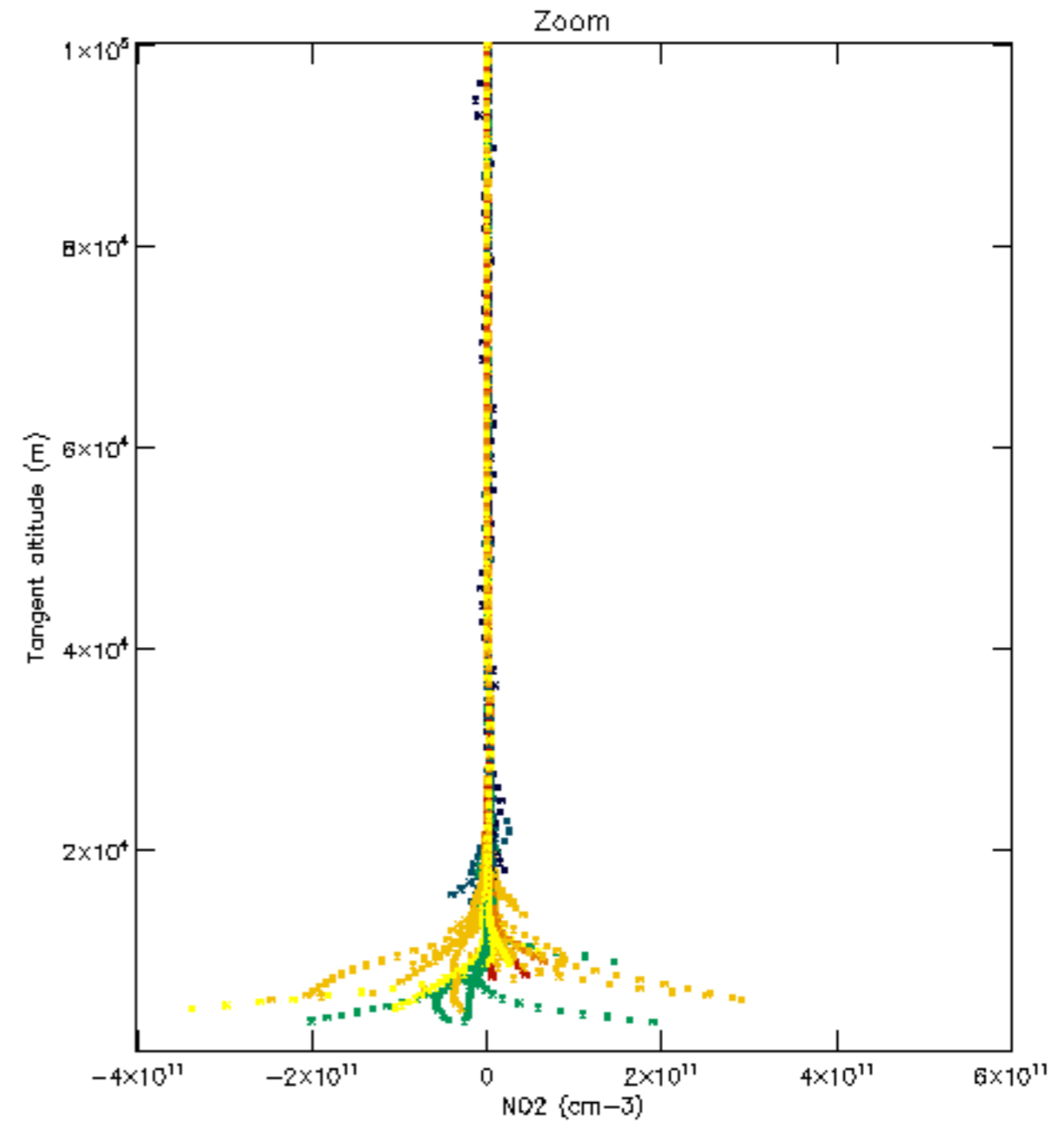
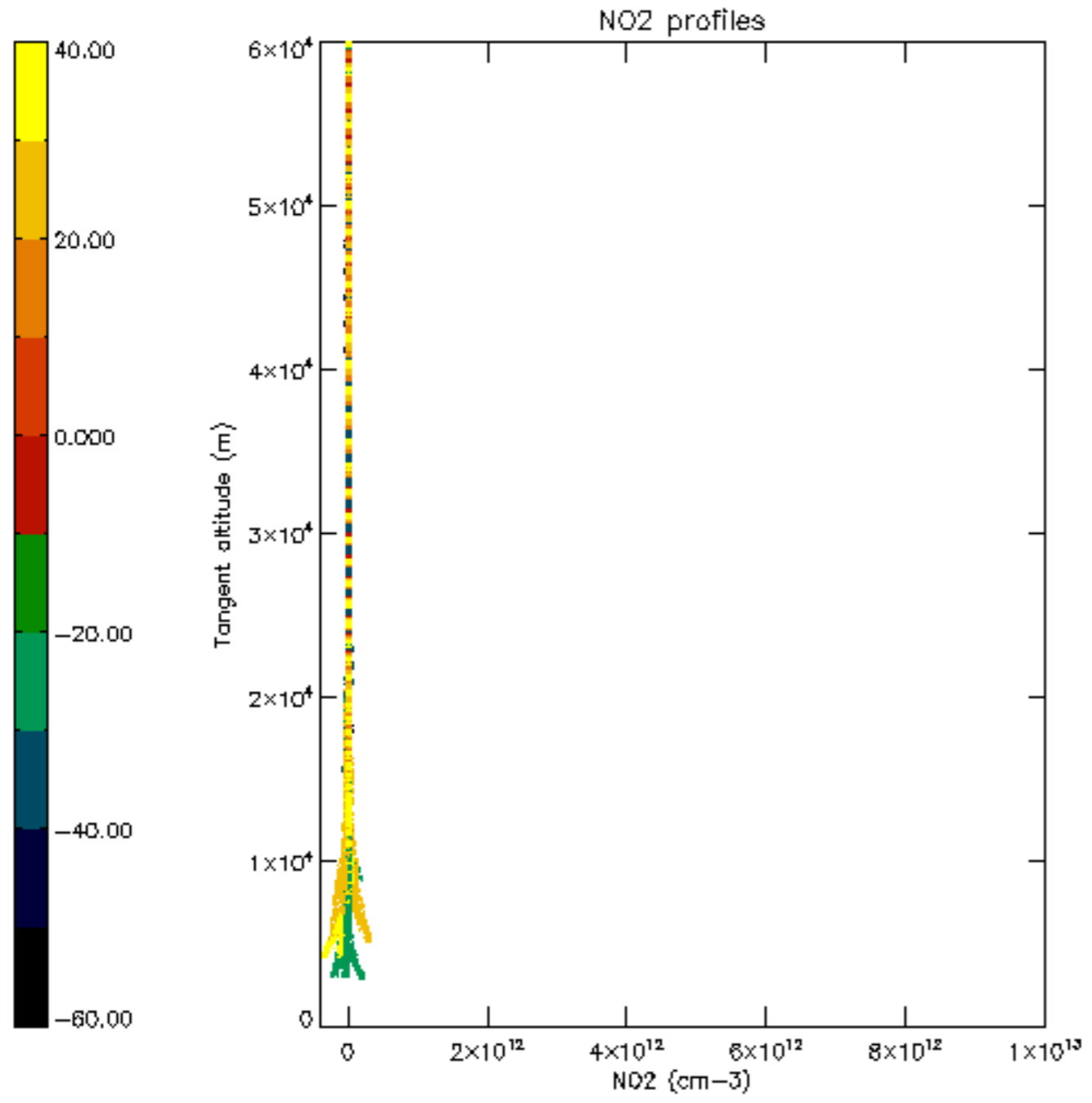


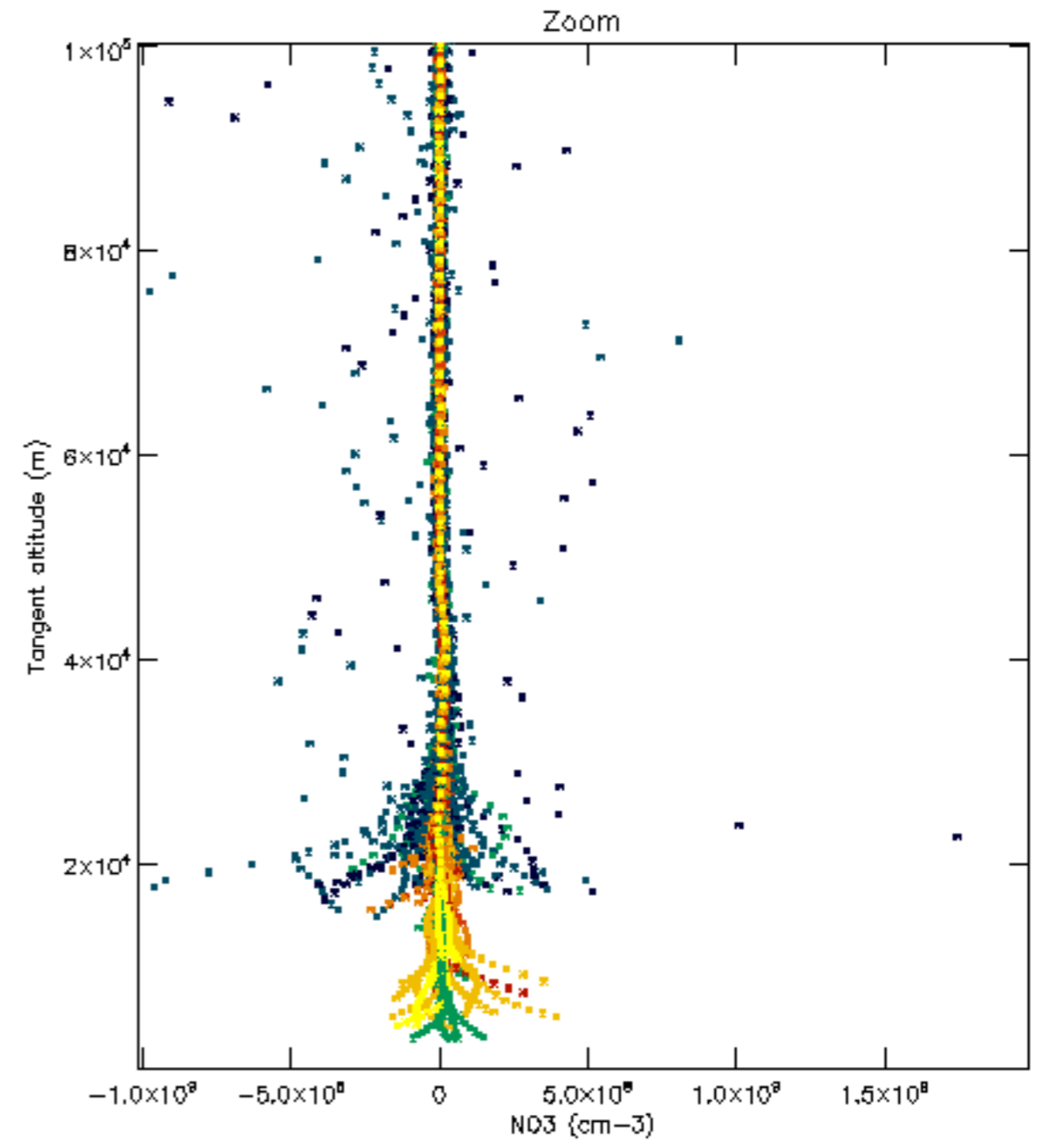
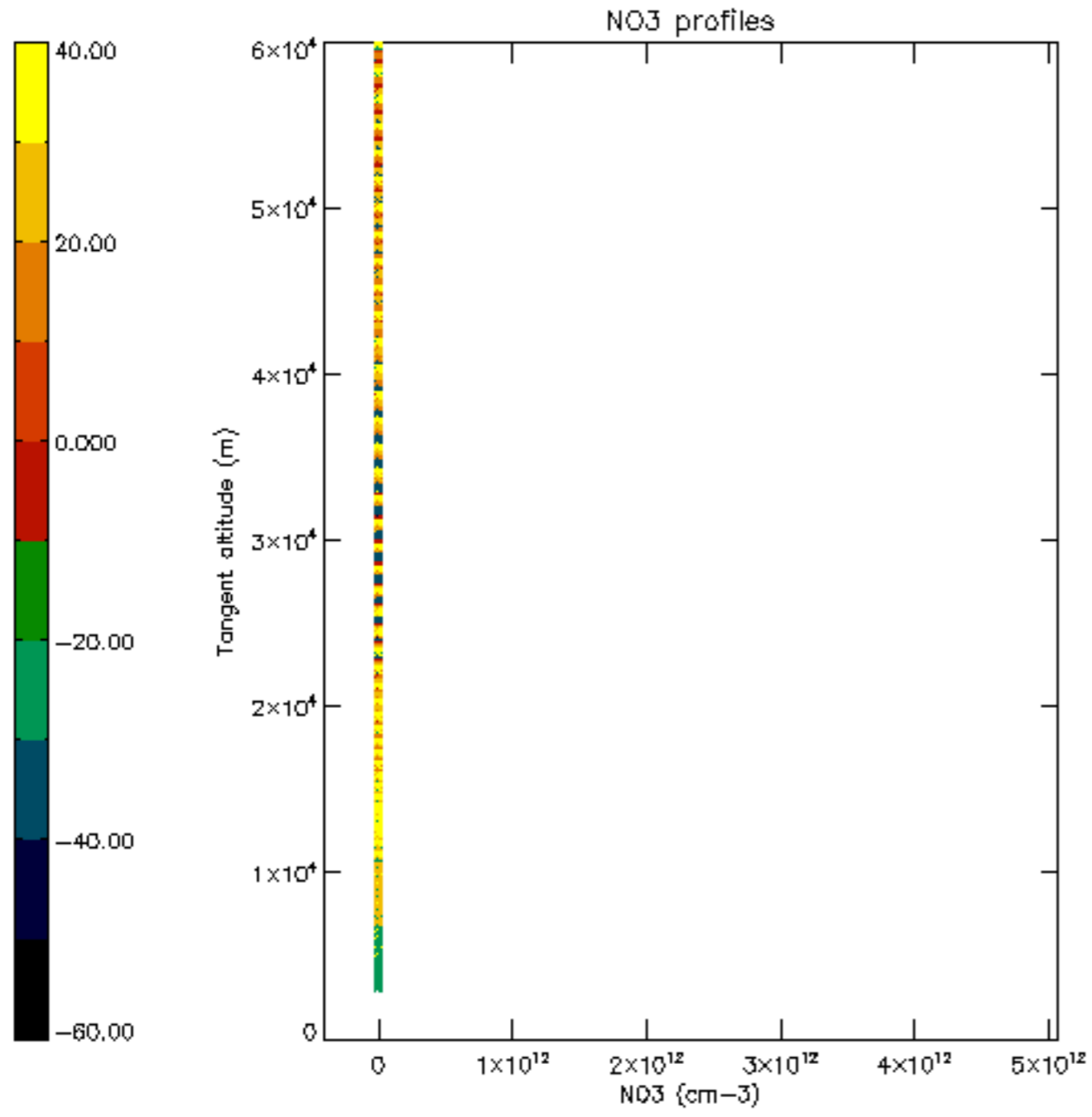


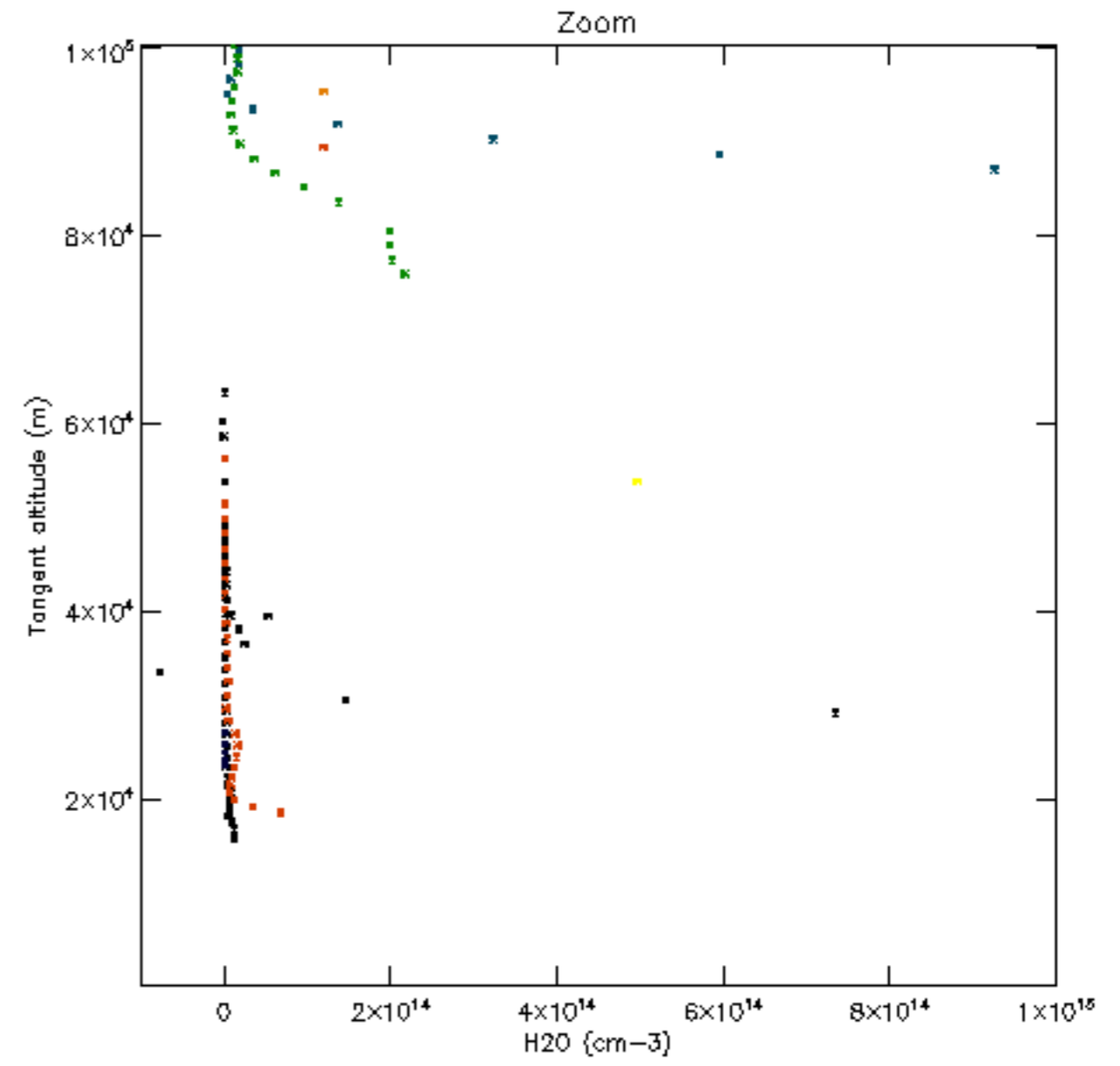
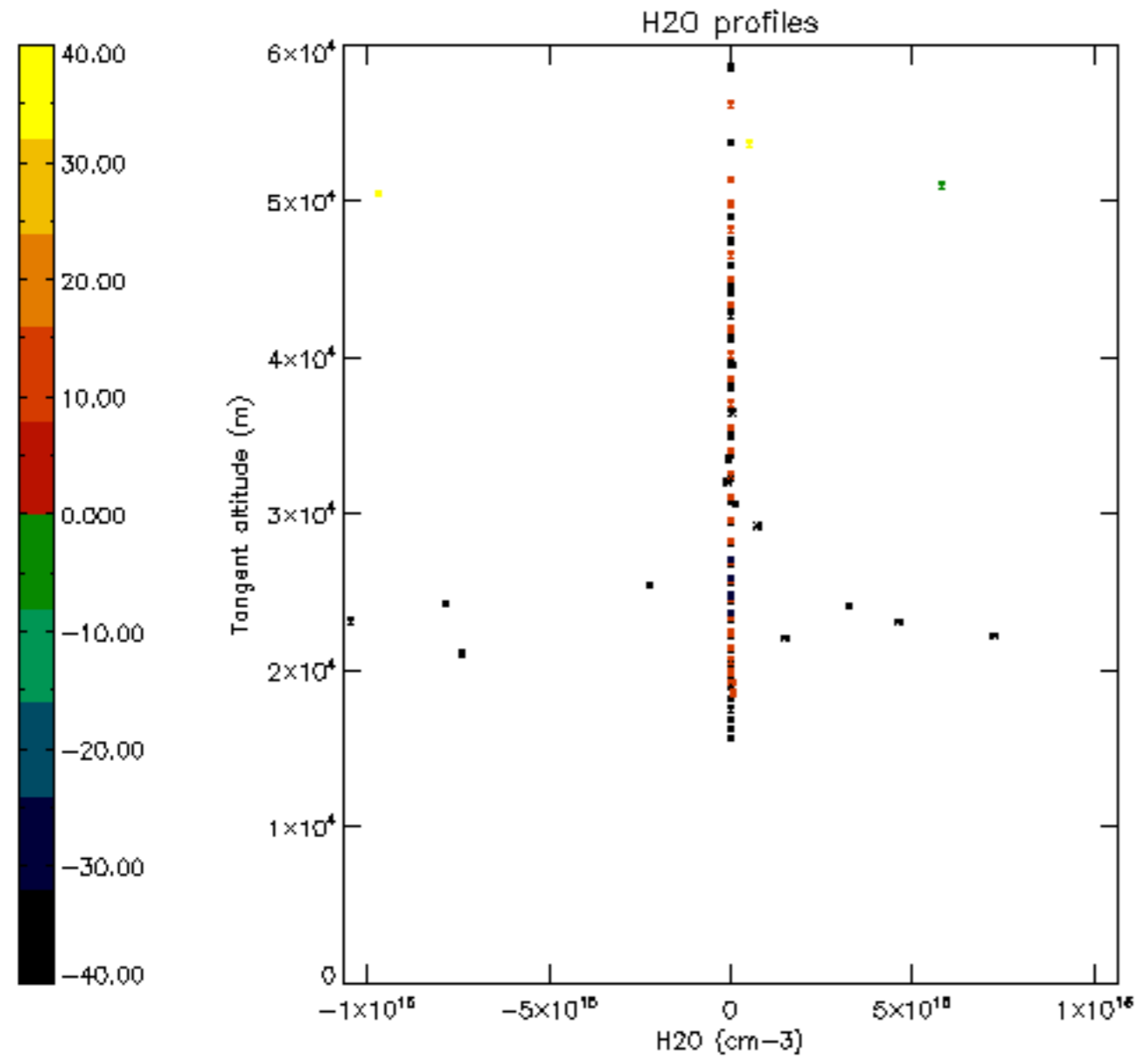


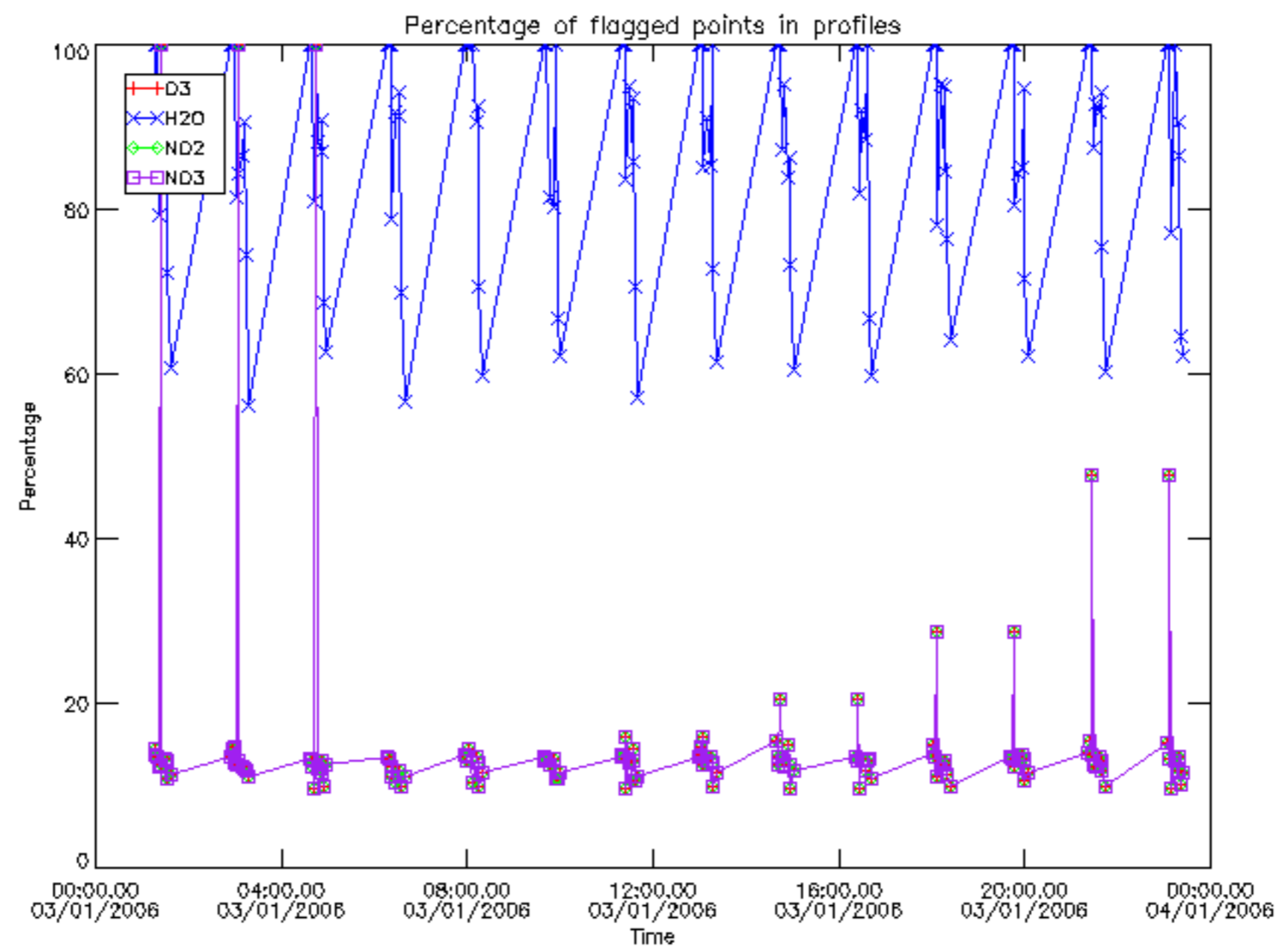




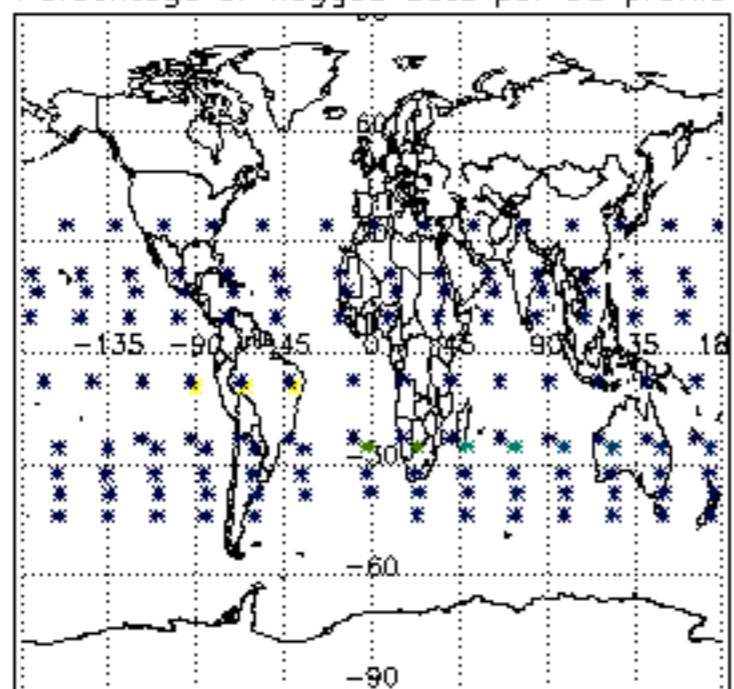




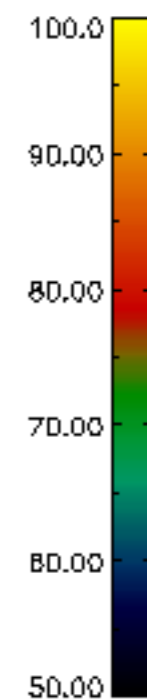
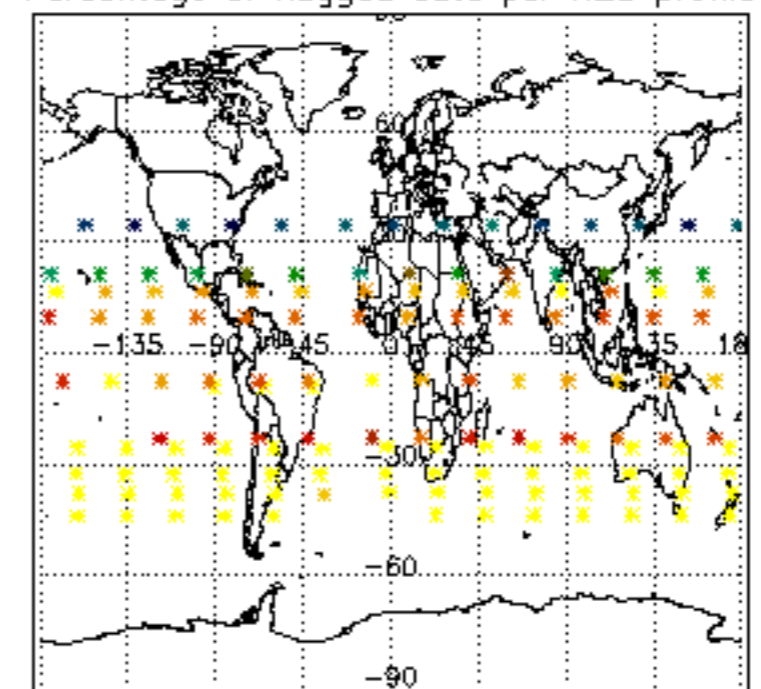




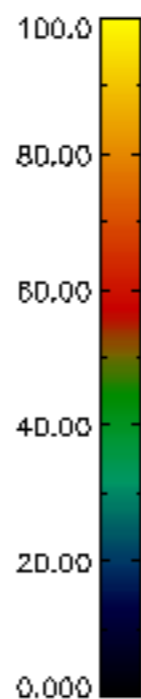
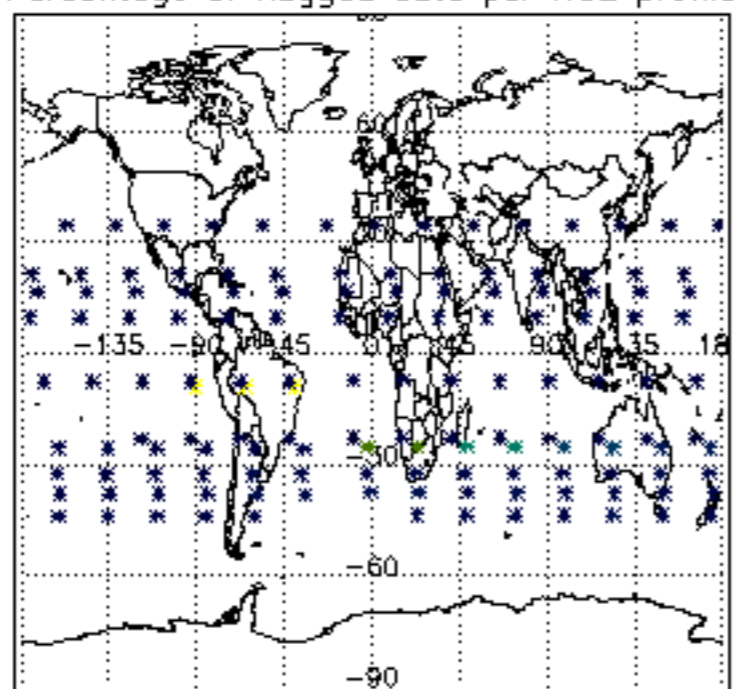
Percentage of flagged data per D3 profile



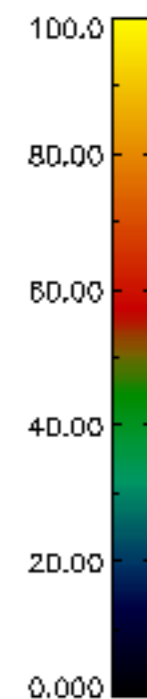
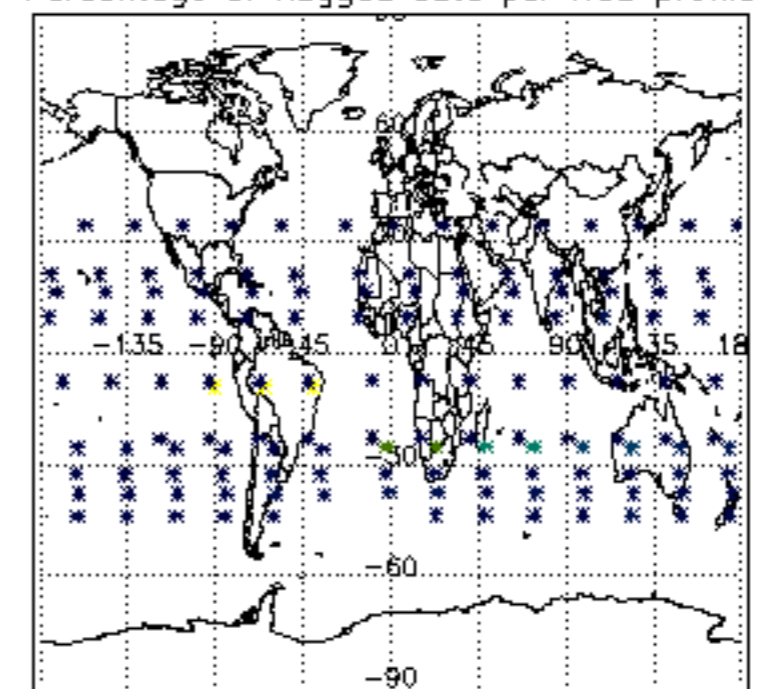
Percentage of flagged data per H2O profile

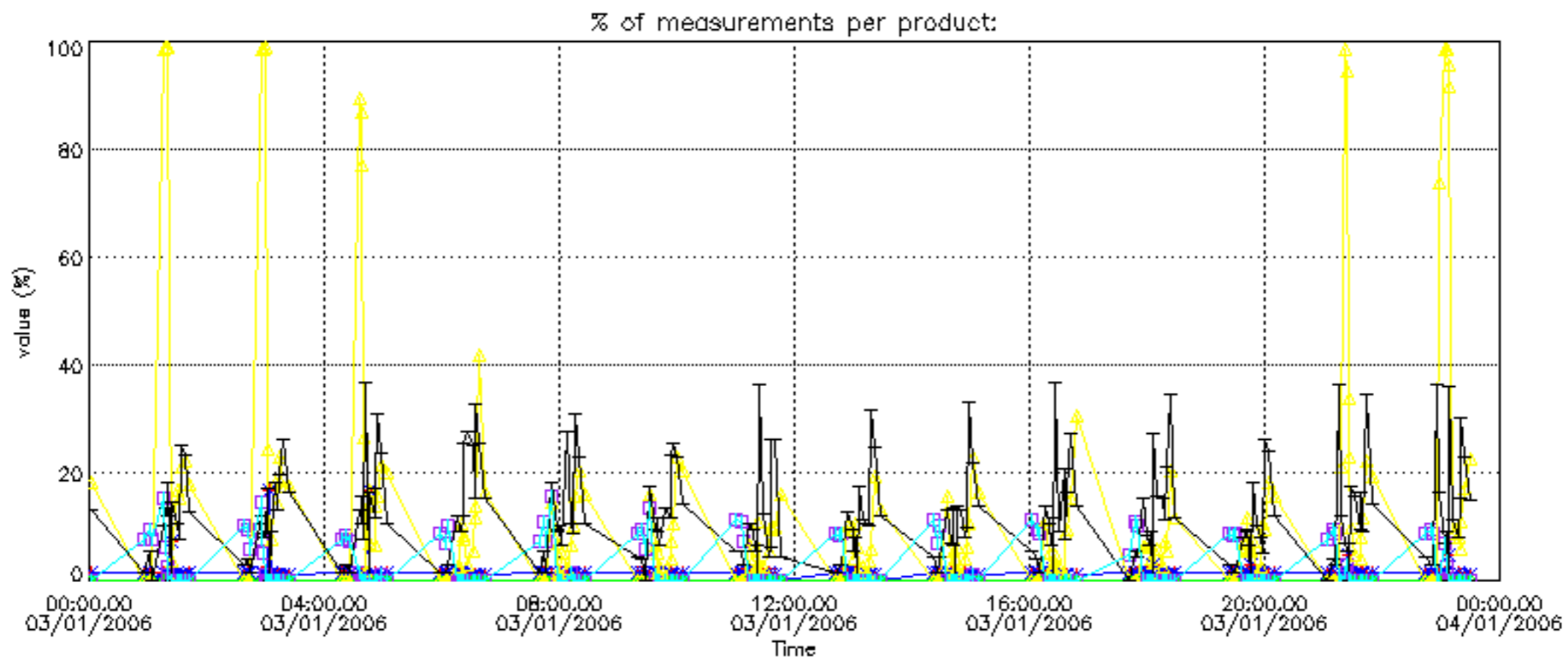


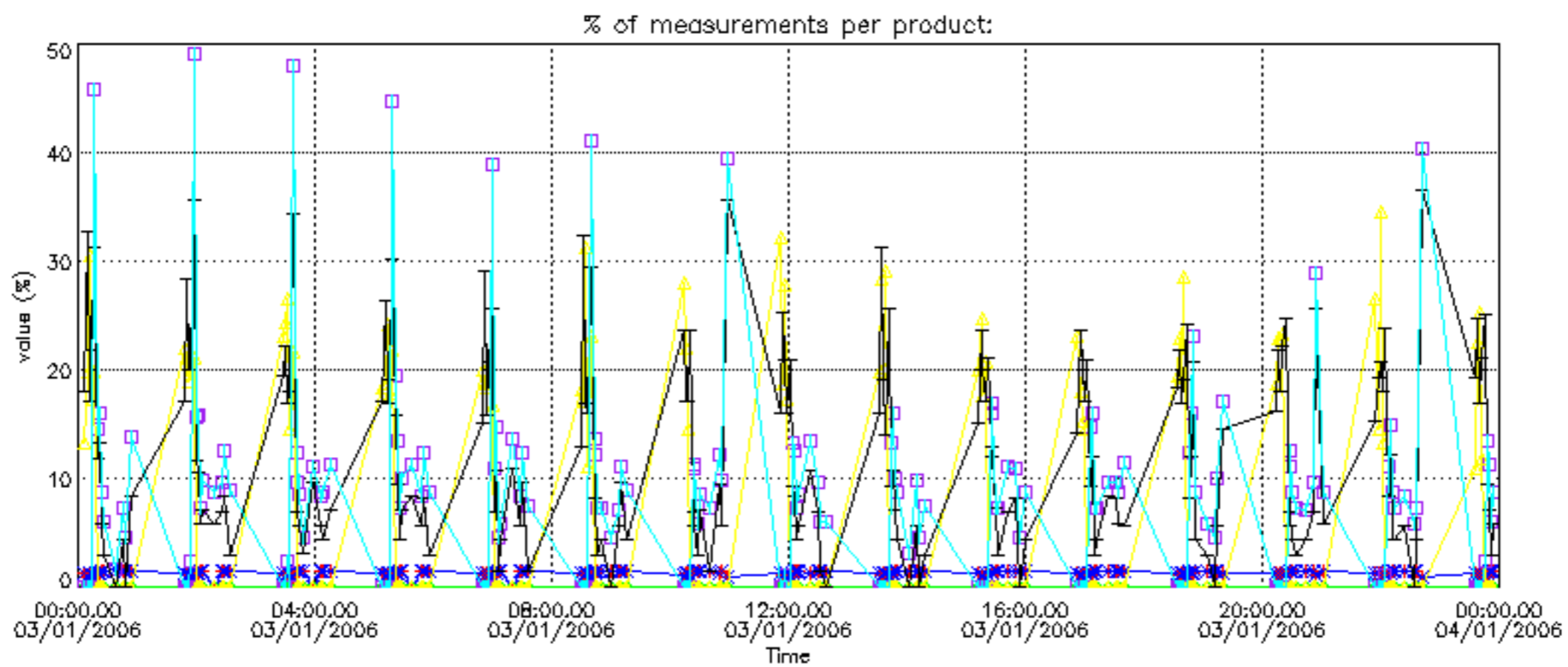
Percentage of flagged data per NO2 profile



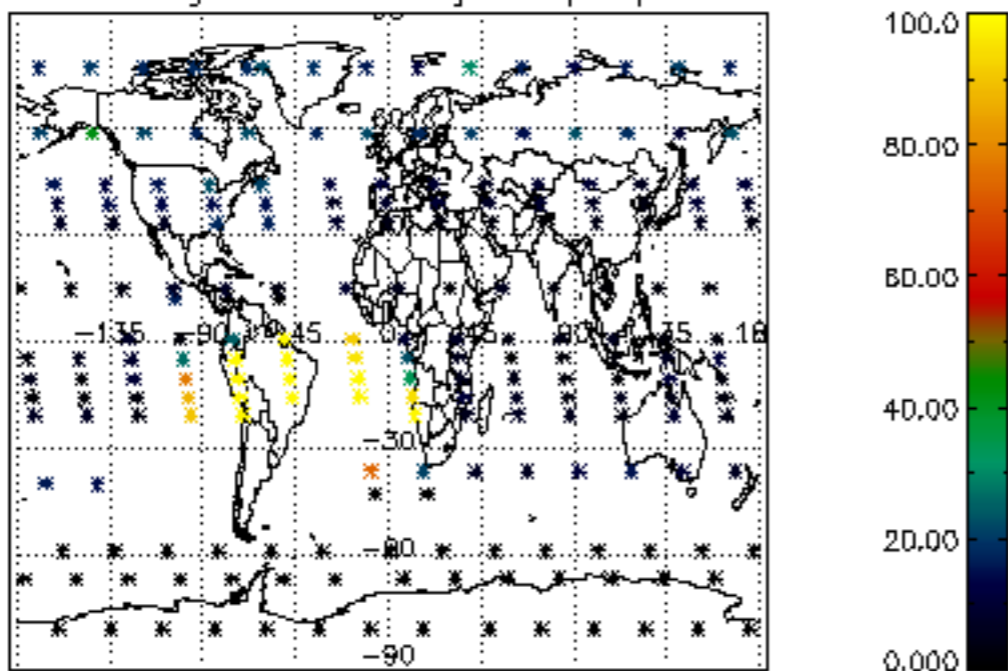
Percentage of flagged data per NO3 profile



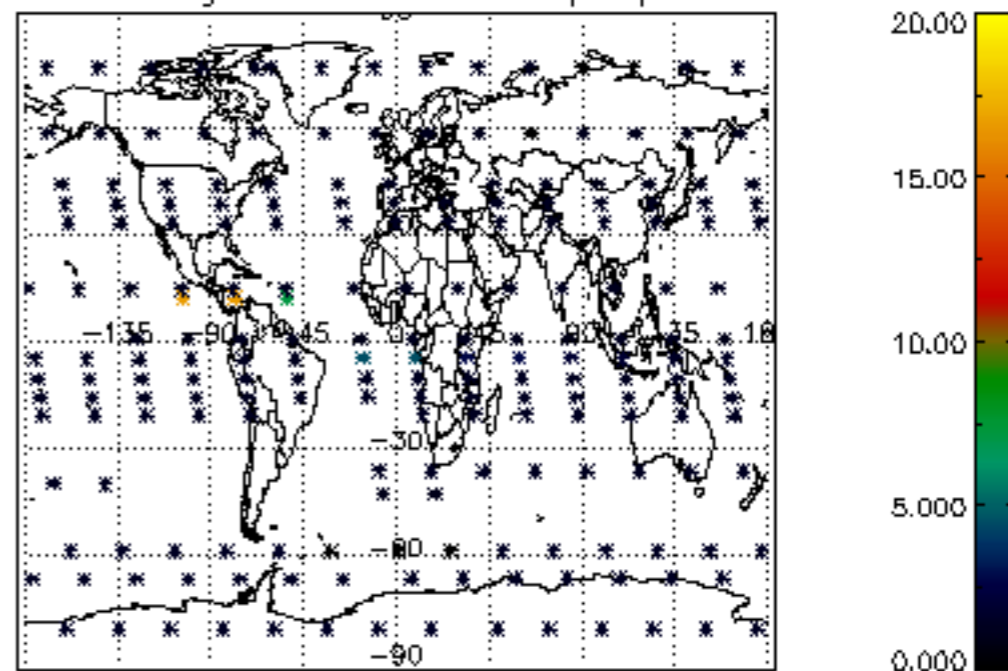




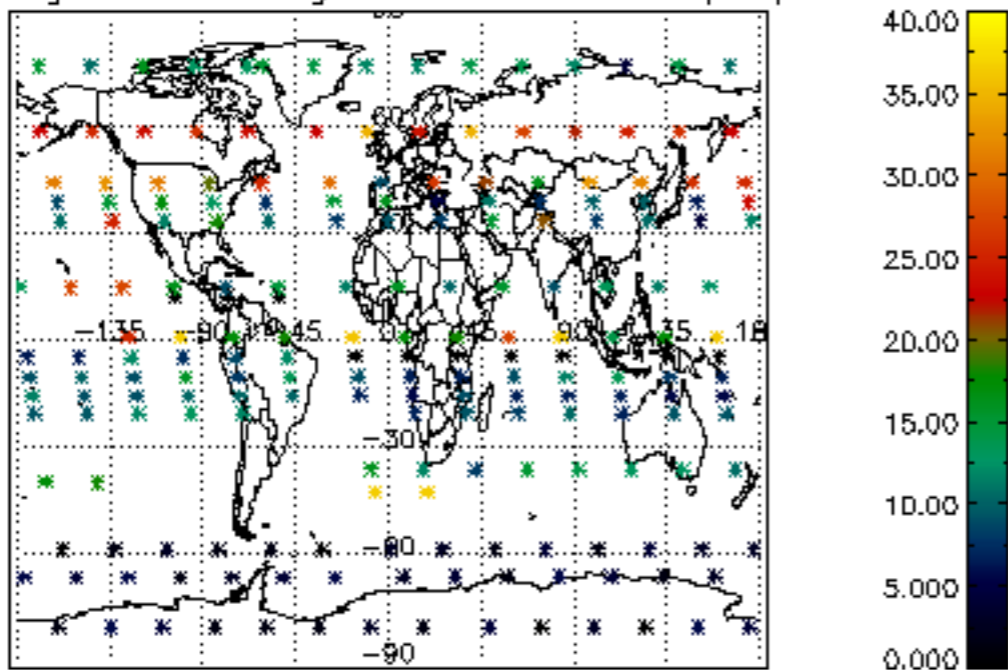
Percentage of cosmic ray hits per profile



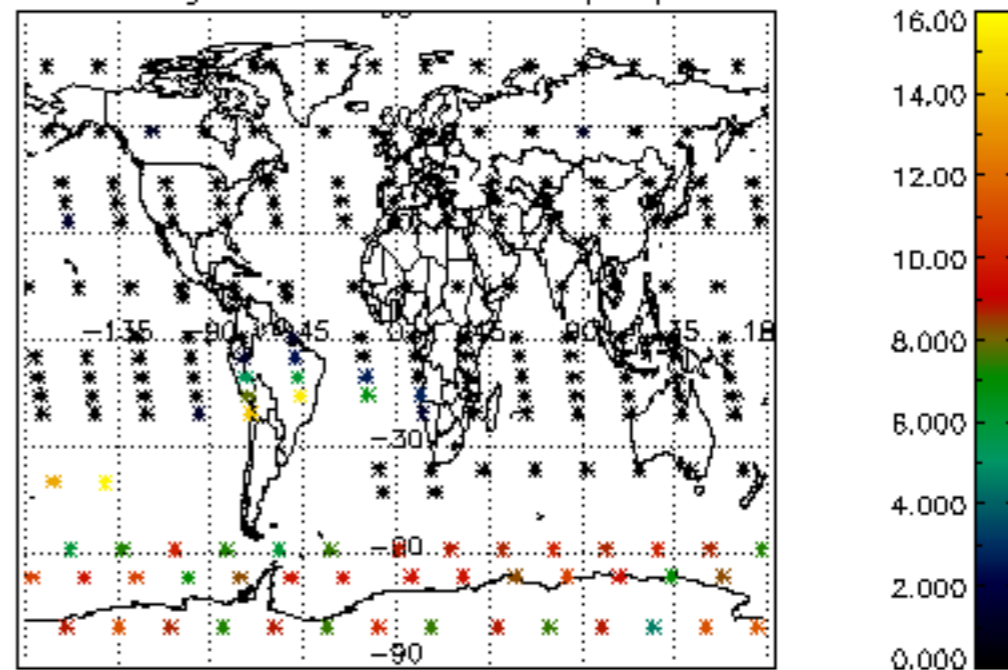
Percentage of datation errors per profile



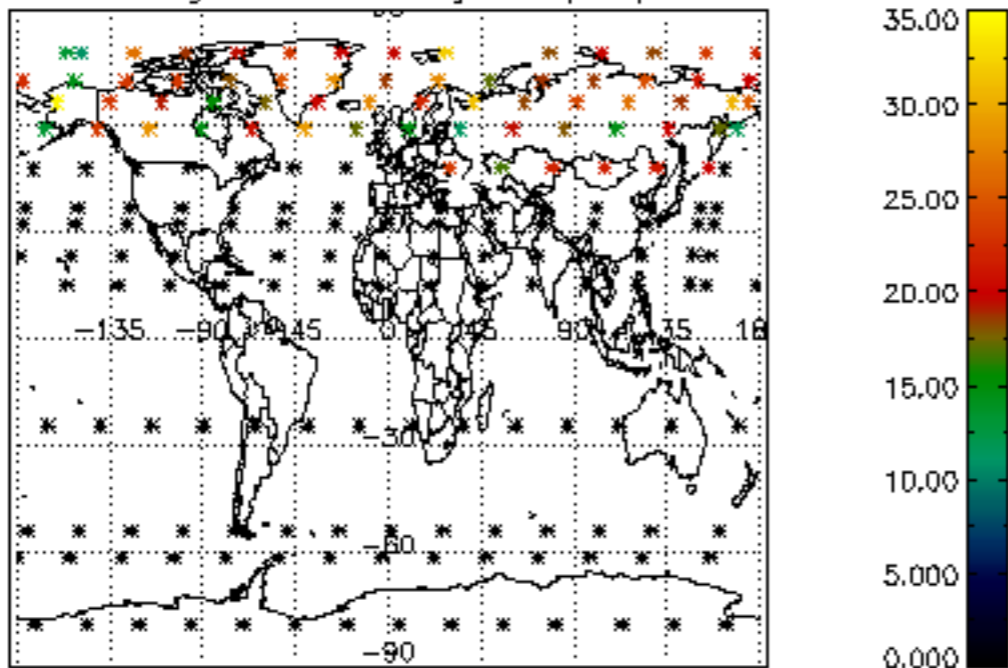
Percentage of star falling outside central band per profile



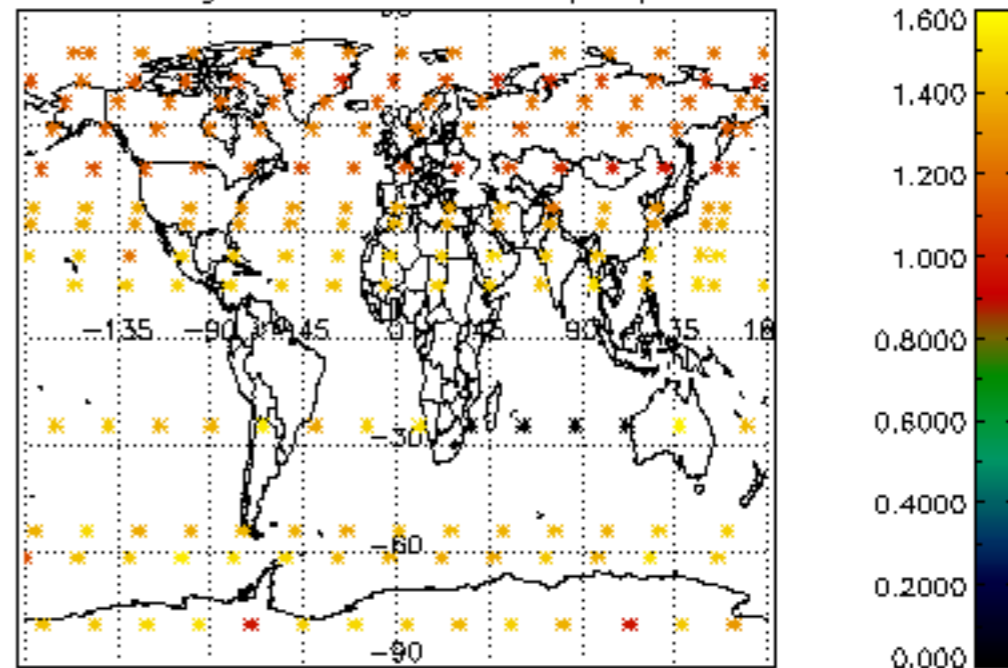
Percentage of saturation errors per profile



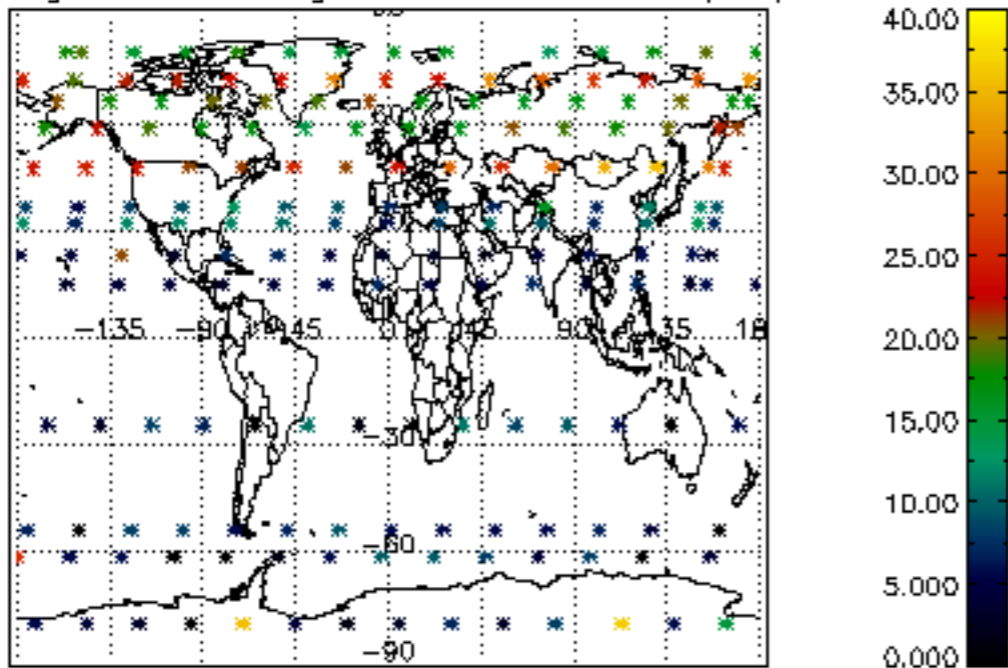
Percentage of cosmic ray hits per profile



Percentage of datation errors per profile



Percentage of star falling outside central band per profile



Percentage of saturation errors per profile

