

GOMOS Level 2 Daily Report

SUMMARY

[1. General Info](#)

[2. Summary of processed GOM_NL_2P products](#)

[3. Level 2 Quality information per product](#)

[3.1 Plot of level 2 quality information per product \(time dependant\)](#)

[3.2 Plot of level 2 quality information per product \(world map\)](#)

[4. Level 1 Quality information per product \(stored on level 2 products\)](#)

[4.1 Plot of level 1 quality information per product \(time dependant\)](#)

[4.1.1 Plot of level 1 quality information per product \(time dependant\): ASCENDING](#)

[4.1.2 Plot of level 1 quality information per product \(time dependant\): DESCENDING](#)

[4.2 Plot of level 1 quality information per product \(world map\)](#)

[4.2.1 Plot of level 1 quality information per product \(world map\): ASCENDING](#)

[4.2.2 Plot of level 1 quality information per product \(world map\): DESCENDING](#)

[5. Ozone profiles based on quality statistics and other trace gas profiles](#)

[5.1 Ozone statistics based on quality of products](#)

[5.2 Plot ozone profiles for all STD \(dark without errors\)](#)

[5.3 Plot ozone profiles where STD < 20% \(dark without errors\)](#)

[5.4. Plot ozone profiles where STD < 10% \(dark without errors\)](#)

[5.5. Plot ozone profiles where STD < 5% \(dark without errors\)](#)

[5.6 Plot NO2 profiles for all STD \(dark without errors\)](#)

[5.7 Plot NO3 profiles for all STD \(dark without errors\)](#)

[5.8 Plot H2O profiles \(only for occultations of stars 1,2,3,4,13,14,16,26,63 dark without errors\) for all STD](#)

[6. Auxiliary Data Files used for the production reported in section 2](#)

This report presents the daily analysis on parameters extracted from GOMOS level 2 data (GOM_NL__2P). It is intended to monitor some important parameters that will impact the quality of these products. A list of level 2 products (and content) that have arrived during the reporting day to the PCF is also given.

Item	Value
Time of report generation	18APR2013 13:38:21
Data source version	GOMOS/6.01
Start time of products	30-12-2005 (30DEC2005 00:00:00)
Stop time of products	31-12-2005 (31DEC2005 00:00:00)
Store outputs in DB	Yes
Nb of level 2 prods	399
Nb of prods with errors	0

2. Summary of processed GOM_NL__2P products.

Nr	Filename	UTC Start time	Limb	Duration	Star Id	Star Name	Star Mag	Star Temp	Nb Meas	Orbit	Prod. error
1	GOM_NL__2PRFIN20051230_000235_000000372043_00445_20038_6670.N1	30-DEC-2005 00:02:35	Dark	37.000	78	Alp Lup	2.3040	28000.	74	20038	No
2	GOM_NL__2PRFIN20051230_000359_000000412043_00445_20038_6671.N1	30-DEC-2005 00:03:59	Dark	40.500	95	Zet Cen	2.5450	26000.	81	20038	No
3	GOM_NL__2PRFIN20051230_000551_000000442043_00445_20038_6672.N1	30-DEC-2005 00:05:51	Dark	44.000	4	Alp1Cen	-0.010000	5800.0	88	20038	No
4	GOM_NL__2PRFIN20051230_000935_000000472043_00446_20039_6646.N1	30-DEC-2005 00:09:35	Dark	47.000	12	Alp1Cru	0.77500	30000.	94	20039	No
5	GOM_NL__2PRFIN20051230_001457_000000392043_00446_20039_6647.N1	30-DEC-2005 00:14:57	Dark	38.500	29	Bet Car	1.6720	10200.	77	20039	No
6	GOM_NL__2PRFIN20051230_001615_000000092043_00446_20039_6648.N1	30-DEC-2005 00:16:15	Dark	9.0000	71	Iot Car	2.2460	7700.0	18	20039	No
7	GOM_NL__2PRFIN20051230_001753_000000462043_00446_20039_6649.N1	30-DEC-2005 00:17:53	Dark	45.500	41	Eps Car	1.8600	4100.0	91	20039	No
8	GOM_NL__2PRFIN20051230_002211_000000432043_00446_20039_6650.N1	30-DEC-2005 00:22:11	Dark	43.000	2	Alp Car	-0.73600	7000.0	86	20039	No
9	GOM_NL__2PRFIN20051230_002755_000000392043_00446_20039_6651.N1	30-DEC-2005 00:27:55	Straylight	39.000	108	Alp Col	2.6520	15200.	78	20039	No
10	GOM_NL__2PRFIN20051230_003234_000000412043_00446_20039_6652.N1	30-DEC-2005 00:32:34	Straylight	41.000	101	11Alp Lep	2.5820	7000.0	82	20039	No
11	GOM_NL__2PRFIN20051230_003526_000000472043_00446_20039_6653.N1	30-DEC-2005 00:35:26	Straylight	46.500	7	19Bet Ori	0.10000	14000.	93	20039	No
12	GOM_NL__2PRFIN20051230_003706_000000092043_00446_20039_6654.N1	30-DEC-2005 00:37:06	Straylight	9.0000	33	50Zet Ori	1.7660	30000.	18	20039	No
13	GOM_NL__2PRFIN20051230_003737_000000412043_00446_20039_6655.N1	30-DEC-2005 00:37:37	Straylight	41.000	72	34Del Ori	2.2500	30000.	82	20039	No
14	GOM_NL__2PRFIN20051230_003933_000000432043_00446_20039_6656.N1	30-DEC-2005 00:39:33	Tw_i_and_stray	43.000	27	24Gam Ori	1.6360	26000.	86	20039	No
15	GOM_NL__2PRFIN20051230_004237_000000522043_00446_20039_6657.N1	30-DEC-2005 00:42:37	Bright	52.000	13	87Alp Tau	0.86700	3800.0	104	20039	No
16	GOM_NL__2PRFIN20051230_004518_000000332043_00446_20039_6658.N1	30-DEC-2005 00:45:18	Bright	33.000	146	25Eta Tau	2.8730	15200.	66	20039	No
17	GOM_NL__2PRFIN20051230_004712_000000382043_00446_20039_6659.N1	30-DEC-2005 00:47:12	Bright	38.000	114	3Iot Aur	2.6930	4600.0	76	20039	No
18	GOM_NL__2PRFIN20051230_004927_000000342043_00446_20039_6660.N1	30-DEC-2005 00:49:27	Bright	34.000	149	45Eps Per	2.8880	30000.	68	20039	No
19	GOM_NL__2PRFIN20051230_005056_000000412043_00446_20039_6661.N1	30-DEC-2005 00:50:56	Bright	41.000	6	13Alp Aur	0.080000	3400.0	82	20039	No
20	GOM_NL__2PRFIN20051230_005232_000000372043_00446_20039_6662.N1	30-DEC-2005 00:52:32	Bright	36.500	35	33Alp Per	1.7950	6250.0	73	20039	No
21	GOM_NL__2PRFIN20051230_005349_000000362043_00446_20039_6663.N1	30-DEC-2005 00:53:49	Bright	35.500	160	23Gam Per	2.9300	4700.0	71	20039	No
22	GOM_NL__2PRFIN20051230_010303_000000352043_00446_20039_6664.N1	30-DEC-2005 01:03:03	Bright	35.000	49	1Alp UMi	1.9900	6300.0	70	20039	No
23	GOM_NL__2PRFIN20051230_011120_000000362043_00446_20039_6665.N1	30-DEC-2005 01:11:20	Bright	35.500	119	14Eta Dra	2.7270	4700.0	71	20039	No
24	GOM_NL__2PRFIN20051230_011323_000000352043_00446_20039_6666.N1	30-DEC-2005 01:13:23	Bright	35.000	130	23Bet Dra	2.7990	5800.0	70	20039	No
25	GOM_NL__2PRFIN20051230_011937_000000342043_00446_20039_6667.N1	30-DEC-2005 01:19:37	Bright	34.000	133	40Zet Her	2.8070	6000.0	68	20039	No
26	GOM_NL__2PRFIN20051230_012141_000000372043_00446_20039_6668.N1	30-DEC-2005 01:21:41	Bright	36.500	67	5Alp CrB	2.2210	11000.	73	20039	No
27	GOM_NL__2PRFIN20051230_012722_000000362043_00446_20039_6669.N1	30-DEC-2005 01:27:22	Bright	35.500	102	24Alp Ser	2.6000	4250.0	71	20039	No
28	GOM_NL__2PRFIN20051230_013222_000000552043_00446_20039_6670.N1	30-DEC-2005 01:32:22	Bright	55.000	104	27Bet Lib	2.6140	13100.	110	20039	No
29	GOM_NL__2PRFIN20051230_014312_000000412043_00446_20039_6671.N1	30-DEC-2005 01:43:12	Dark	40.500	78	Alp Lup	2.3040	28000.	81	20039	No
30	GOM_NL__2PRFIN20051230_014627_000000432043_00446_20039_6672.N1	30-DEC-2005 01:46:27	Dark	42.500	4	Alp1Cen	-0.010000	5800.0	85	20039	No
31	GOM_NL__2PRFIN20051230_015011_000000432043_00447_20040_6647.N1	30-DEC-2005 01:50:11	Dark	42.500	12	Alp1Cru	0.77500	30000.	85	20040	No
32	GOM_NL__2PRFIN20051230_015533_000000462043_00447_20040_6648.N1	30-DEC-2005 01:55:33	Dark	45.500	29	Bet Car	1.6720	10200.	91	20040	No
33	GOM_NL__2PRFIN20051230_015651_000000112043_00447_20040_6649.N1	30-DEC-2005 01:56:51	Dark	11.000	71	Iot Car	2.2460	7700.0	22	20040	No
34	GOM_NL__2PRFIN20051230_015829_000000512043_00447_20040_6650.N1	30-DEC-2005 01:58:29	Dark	50.500	41	Eps Car	1.8600	4100.0	101	20040	No
35	GOM_NL__2PRFIN20051230_020247_000000452043_00447_20040_6651.N1	30-DEC-2005 02:02:47	Dark	44.500	2	Alp Car	-0.73600	7000.0	89	20040	No
36	GOM_NL__2PRFIN20051230_020831_000000392043_00447_20040_6652.N1	30-DEC-2005 02:08:31	Straylight	38.500	108	Alp Col	2.6520	15200.	77	20040	No
37	GOM_NL__2PRFIN20051230_021310_000000422043_00447_20040_6653.N1	30-DEC-2005 02:13:10	Straylight	42.000	101	11Alp Lep	2.5820	7000.0	84	20040	No
38	GOM_NL__2PRFIN20051230_021602_000000482043_00447_20040_6654.N1	30-DEC-2005 02:16:02	Straylight	47.500	7	19Bet Ori	0.10000	14000.	95	20040	No
39	GOM_NL__2PRFIN20051230_021756_000000412043_00447_20040_6655.N1	30-DEC-2005 02:17:56	Straylight	40.500	30	46Eps Ori	1.6940	30000.	81	20040	No
40	GOM_NL__2PRFIN20051230_022009_000000432043_00447_20040_6656.N1	30-DEC-2005 02:20:09	Tw_i_and_stray	42.500	27	24Gam Ori	1.6360	26000.	85	20040	No
41	GOM_NL__2PRFIN20051230_022313_000000442043_00447_20040_6657.N1	30-DEC-2005 02:23:13	Bright	43.500	13	87Alp Tau	0.86700	3800.0	87	20040	No
42	GOM_NL__2PRFIN20051230_022748_000000382043_00447_20040_6658.N1	30-DEC-2005 02:27:48	Bright	38.000	114	3Iot Aur	2.6930	4600.0	76	20040	No

43	GOM_NL__2PRFIN20051230_023003_000000332043_00447_20040_6659.N1	30-DEC-2005 02:30:03	Bright	33.000	149	45Eps Per	2.8880	30000.	66	20040	No
44	GOM_NL__2PRFIN20051230_023131_000000422043_00447_20040_6660.N1	30-DEC-2005 02:31:31	Bright	41.500	6	13Alp Aur	0.080000	3400.0	83	20040	No
45	GOM_NL__2PRFIN20051230_023309_000000352043_00447_20040_6661.N1	30-DEC-2005 02:33:09	Bright	35.000	35	33Alp Per	1.7950	6250.0	70	20040	No
46	GOM_NL__2PRFIN20051230_023425_000000382043_00447_20040_6662.N1	30-DEC-2005 02:34:25	Bright	38.000	160	23Gam Per	2.9300	4700.0	76	20040	No
47	GOM_NL__2PRFIN20051230_024339_000000342043_00447_20040_6663.N1	30-DEC-2005 02:43:39	Bright	33.500	49	1Alp UMi	1.9900	6300.0	67	20040	No
48	GOM_NL__2PRFIN20051230_025156_000000362043_00447_20040_6664.N1	30-DEC-2005 02:51:56	Bright	36.000	119	14Eta Dra	2.7270	4700.0	72	20040	No
49	GOM_NL__2PRFIN20051230_025359_000000362043_00447_20040_6665.N1	30-DEC-2005 02:53:59	Bright	36.000	130	23Bet Dra	2.7990	5800.0	72	20040	No
50	GOM_NL__2PRFIN20051230_030013_000000342043_00447_20040_6666.N1	30-DEC-2005 03:00:13	Bright	33.500	133	40Zet Her	2.8070	6000.0	67	20040	No
51	GOM_NL__2PRFIN20051230_030217_000000362043_00447_20040_6667.N1	30-DEC-2005 03:02:17	Bright	35.500	67	5Alp CrB	2.2210	11000.	71	20040	No
52	GOM_NL__2PRFIN20051230_030759_000000352043_00447_20040_6668.N1	30-DEC-2005 03:07:59	Bright	35.000	102	24Alp Ser	2.6000	4250.0	70	20040	No
53	GOM_NL__2PRFIN20051230_031258_000000362043_00447_20040_6669.N1	30-DEC-2005 03:12:58	Bright	36.000	104	27Bet Lib	2.6140	13100.	72	20040	No
54	GOM_NL__2PRFIN20051230_032105_000000372043_00447_20040_6670.N1	30-DEC-2005 03:21:05	Twilight	36.500	131	Gam Lup	2.8000	26000.	73	20040	No
55	GOM_NL__2PRFIN20051230_032220_000000382043_00447_20040_6671.N1	30-DEC-2005 03:22:20	Dark	37.500	109	Bet Lup	2.6770	26000.	75	20040	No
56	GOM_NL__2PRFIN20051230_032348_000000392043_00447_20040_6672.N1	30-DEC-2005 03:23:48	Dark	38.500	78	Alp Lup	2.3040	28000.	77	20040	No
57	GOM_NL__2PRFIN20051230_032512_000000402043_00447_20040_6673.N1	30-DEC-2005 03:25:12	Dark	40.000	95	Zet Cen	2.5450	26000.	80	20040	No
58	GOM_NL__2PRFIN20051230_032703_000000522043_00447_20040_6674.N1	30-DEC-2005 03:27:03	Dark	52.000	4	Alp1Cen	-0.010000	5800.0	104	20040	No
59	GOM_NL__2PRFIN20051230_033048_000000402043_00448_20041_6649.N1	30-DEC-2005 03:30:48	Dark	40.000	12	Alp1Cru	0.77500	30000.	80	20041	No
60	GOM_NL__2PRFIN20051230_033609_000000412043_00448_20041_6650.N1	30-DEC-2005 03:36:09	Dark	40.500	29	Bet Car	1.6720	10200.	81	20041	No
61	GOM_NL__2PRFIN20051230_033728_000000112043_00448_20041_6651.N1	30-DEC-2005 03:37:28	Dark	11.000	71	lot Car	2.2460	7700.0	22	20041	No
62	GOM_NL__2PRFIN20051230_033906_000000442043_00448_20041_6652.N1	30-DEC-2005 03:39:06	Dark	44.000	41	Eps Car	1.8600	4100.0	88	20041	No
63	GOM_NL__2PRFIN20051230_034324_000000532043_00448_20041_6653.N1	30-DEC-2005 03:43:24	Dark	53.000	2	Alp Car	-0.73600	7000.0	106	20041	No
64	GOM_NL__2PRFIN20051230_034907_000000402043_00448_20041_6654.N1	30-DEC-2005 03:49:07	Straylight	39.500	108	Alp Col	2.6520	15200.	79	20041	No
65	GOM_NL__2PRFIN20051230_035346_000000412043_00448_20041_6655.N1	30-DEC-2005 03:53:46	Straylight	40.500	101	11Alp Lep	2.5820	7000.0	81	20041	No
66	GOM_NL__2PRFIN20051230_035638_000000482043_00448_20041_6656.N1	30-DEC-2005 03:56:38	Straylight	48.000	7	19Bet Ori	0.10000	14000.	96	20041	No
67	GOM_NL__2PRFIN20051230_035832_000000442043_00448_20041_6657.N1	30-DEC-2005 03:58:32	Straylight	43.500	30	46Eps Ori	1.6940	30000.	87	20041	No
68	GOM_NL__2PRFIN20051230_040045_000000432043_00448_20041_6658.N1	30-DEC-2005 04:00:45	Twilight	42.500	27	24Gam Ori	1.6360	26000.	85	20041	No
69	GOM_NL__2PRFIN20051230_040349_000000482043_00448_20041_6659.N1	30-DEC-2005 04:03:49	Bright	48.000	13	87Alp Tau	0.86700	3800.0	96	20041	No
70	GOM_NL__2PRFIN20051230_040824_000000372043_00448_20041_6660.N1	30-DEC-2005 04:08:24	Bright	37.000	114	3lot Aur	2.6930	4600.0	74	20041	No
71	GOM_NL__2PRFIN20051230_041039_000000342043_00448_20041_6661.N1	30-DEC-2005 04:10:39	Bright	34.000	149	45Eps Per	2.8880	30000.	68	20041	No
72	GOM_NL__2PRFIN20051230_041207_000000402043_00448_20041_6662.N1	30-DEC-2005 04:12:07	Bright	39.500	6	13Alp Aur	0.080000	3400.0	79	20041	No
73	GOM_NL__2PRFIN20051230_041345_000000362043_00448_20041_6663.N1	30-DEC-2005 04:13:45	Bright	36.000	35	33Alp Per	1.7950	6250.0	72	20041	No
74	GOM_NL__2PRFIN20051230_041501_000000362043_00448_20041_6664.N1	30-DEC-2005 04:15:01	Bright	35.500	160	23Gam Per	2.9300	4700.0	71	20041	No
75	GOM_NL__2PRFIN20051230_042415_000000372043_00448_20041_6665.N1	30-DEC-2005 04:24:15	Bright	36.500	49	1Alp UMi	1.9900	6300.0	73	20041	No
76	GOM_NL__2PRFIN20051230_043232_000000372043_00448_20041_6666.N1	30-DEC-2005 04:32:32	Bright	37.000	119	14Eta Dra	2.7270	4700.0	74	20041	No
77	GOM_NL__2PRFIN20051230_043435_000000332043_00448_20041_6667.N1	30-DEC-2005 04:34:35	Bright	32.500	130	23Bet Dra	2.7990	5800.0	65	20041	No
78	GOM_NL__2PRFIN20051230_044049_000000342043_00448_20041_6668.N1	30-DEC-2005 04:40:49	Bright	33.500	133	40Zet Her	2.8070	6000.0	67	20041	No
79	GOM_NL__2PRFIN20051230_044253_000000542043_00448_20041_6669.N1	30-DEC-2005 04:42:53	Bright	54.000	67	5Alp CrB	2.2210	11000.	108	20041	No
80	GOM_NL__2PRFIN20051230_044835_000000362043_00448_20041_6670.N1	30-DEC-2005 04:48:35	Bright	35.500	102	24Alp Ser	2.6000	4250.0	71	20041	No
81	GOM_NL__2PRFIN20051230_045335_000000362043_00448_20041_6671.N1	30-DEC-2005 04:53:35	Bright	36.000	104	27Bet Lib	2.6140	13100.	72	20041	No
82	GOM_NL__2PRFIN20051230_050141_000000392043_00448_20041_6672.N1	30-DEC-2005 05:01:41	Twilight	39.000	131	Gam Lup	2.8000	26000.	78	20041	No
83	GOM_NL__2PRFIN20051230_050257_000000382043_00448_20041_6673.N1	30-DEC-2005 05:02:57	Dark	37.500	109	Bet Lup	2.6770	26000.	75	20041	No
84	GOM_NL__2PRFIN20051230_050424_000000382043_00448_20041_6674.N1	30-DEC-2005 05:04:24	Dark	38.000	78	Alp Lup	2.3040	28000.	76	20041	No
85	GOM_NL__2PRFIN20051230_050549_000000392043_00448_20041_6675.N1	30-DEC-2005 05:05:49	Dark	38.500	95	Zet Cen	2.5450	26000.	77	20041	No
86	GOM_NL__2PRFIN20051230_050739_000000522043_00448_20041_6676.N1	30-DEC-2005 05:07:39	Dark	52.000	4	Alp1Cen	-0.010000	5800.0	104	20041	No
87	GOM_NL__2PRFIN20051230_051124_000000492043_00449_20042_7069.N1	30-DEC-2005 05:11:24	Dark	49.000	12	Alp1Cru	0.77500	30000.	98	20042	No
88	GOM_NL__2PRFIN20051230_051646_000000422043_00449_20042_7070.N1	30-DEC-2005 05:16:46	Dark	42.000	29	Bet Car	1.6720	10200.	84	20042	No
89	GOM_NL__2PRFIN20051230_051805_000000132043_00449_20042_7071.N1	30-DEC-2005 05:18:05	Dark	13.000	71	lot Car	2.2460	7700.0	26	20042	No
90	GOM_NL__2PRFIN20051230_051942_000000452043_00449_20042_7072.N1	30-DEC-2005 05:19:42	Dark	45.000	41	Eps Car	1.8600	4100.0	90	20042	No
91	GOM_NL__2PRFIN20051230_052400_000000532043_00449_20042_7073.N1	30-DEC-2005 05:24:00	Dark	52.500	2	Alp Car	-0.73600	7000.0	105	20042	No
92	GOM_NL__2PRFIN20051230_052944_000000382043_00449_20042_7074.N1	30-DEC-2005 05:29:44	Straylight	38.000	108	Alp Col	2.6520	15200.	76	20042	No
93	GOM_NL__2PRFIN20051230_053422_000000402043_00449_20042_7075.N1	30-DEC-2005 05:34:22	Straylight	40.000	101	11Alp Lep	2.5820	7000.0	80	20042	No
94	GOM_NL__2PRFIN20051230_053714_000000502043_00449_20042_7076.N1	30-DEC-2005 05:37:14	Straylight	50.000	7	19Bet Ori	0.10000	14000.	100	20042	No
95	GOM_NL__2PRFIN20051230_053908_000000422043_00449_20042_7077.N1	30-DEC-2005 05:39:08	Straylight	42.000	30	46Eps Ori	1.6940	30000.	84	20042	No
96	GOM_NL__2PRFIN20051230_054121_000000422043_00449_20042_7078.N1	30-DEC-2005 05:41:21	Twilight	41.500	27	24Gam Ori	1.6360	26000.	83	20042	No
97	GOM_NL__2PRFIN20051230_054425_000000522043_00449_20042_7079.N1	30-DEC-2005 05:44:25	Bright	52.000	13	87Alp Tau	0.86700	3800.0	104	20042	No
98	GOM_NL__2PRFIN20051230_054900_000000382043_00449_20042_7080.N1	30-DEC-2005 05:49:00	Bright	37.500	114	3lot Aur	2.6930	4600.0	75	20042	No
99	GOM_NL__2PRFIN20051230_055115_000000352043_00449_20042_7081.N1	30-DEC-2005 05:51:15	Bright	35.000	149	45Eps Per	2.8880	30000.	70	20042	No
100	GOM_NL__2PRFIN20051230_055243_000000432043_00449_20042_7082.N1	30-DEC-2005 05:52:43	Bright	43.000	6	13Alp Aur	0.080000	3400.0	86	20042	No
101	GOM_NL__2PRFIN20051230_055421_000000362043_00449_20042_7083.N1	30-DEC-2005 05:54:21	Bright	35.500	35	33Alp Per	1.7950	6250.0	71	20042	No

102	GOM_NL__2PRFIN20051230_055538_000000352043_00449_20042_7084.N1	30-DEC-2005 05:55:38	Bright	35.000	160	23Gam Per	2.9300	4700.0	70	20042	No
103	GOM_NL__2PRFIN20051230_060451_000000372043_00449_20042_7085.N1	30-DEC-2005 06:04:51	Bright	36.500	49	1Alp UMi	1.9900	6300.0	73	20042	No
104	GOM_NL__2PRFIN20051230_061308_000000362043_00449_20042_7086.N1	30-DEC-2005 06:13:08	Bright	36.000	119	14Eta Dra	2.7270	4700.0	72	20042	No
105	GOM_NL__2PRFIN20051230_061512_000000362043_00449_20042_7087.N1	30-DEC-2005 06:15:12	Bright	36.000	130	23Bet Dra	2.7990	5800.0	72	20042	No
106	GOM_NL__2PRFIN20051230_062126_000000512043_00449_20042_7088.N1	30-DEC-2005 06:21:26	Bright	51.000	133	40Zet Her	2.8070	6000.0	102	20042	No
107	GOM_NL__2PRFIN20051230_062329_000000362043_00449_20042_7089.N1	30-DEC-2005 06:23:29	Bright	35.500	67	5Alp CrB	2.2210	11000.	71	20042	No
108	GOM_NL__2PRFIN20051230_062911_000000362043_00449_20042_7090.N1	30-DEC-2005 06:29:11	Bright	35.500	102	24Alp Ser	2.6000	4250.0	71	20042	No
109	GOM_NL__2PRFIN20051230_063411_000000382043_00449_20042_7091.N1	30-DEC-2005 06:34:11	Bright	38.000	104	27Bet Lib	2.6140	13100.	76	20042	No
110	GOM_NL__2PRFIN20051230_064218_000000372043_00449_20042_7092.N1	30-DEC-2005 06:42:18	Twilight	37.000	131	Gam Lup	2.8000	26000.	74	20042	No
111	GOM_NL__2PRFIN20051230_064333_000000392043_00449_20042_7093.N1	30-DEC-2005 06:43:33	Dark	39.000	109	Bet Lup	2.6770	26000.	78	20042	No
112	GOM_NL__2PRFIN20051230_064501_000000412043_00449_20042_7094.N1	30-DEC-2005 06:45:01	Dark	41.000	78	Alp Lup	2.3040	28000.	82	20042	No
113	GOM_NL__2PRFIN20051230_064626_000000382043_00449_20042_7095.N1	30-DEC-2005 06:46:26	Dark	37.500	95	Zet Cen	2.5450	26000.	75	20042	No
114	GOM_NL__2PRFIN20051230_064816_000000522043_00449_20042_7096.N1	30-DEC-2005 06:48:16	Dark	52.000	4	Alp1Cen	-0.010000	5800.0	104	20042	No
115	GOM_NL__2PRFIN20051230_065201_000000422043_00450_20043_7070.N1	30-DEC-2005 06:52:01	Dark	41.500	12	Alp1Cru	0.77500	30000.	83	20043	No
116	GOM_NL__2PRFIN20051230_065722_000000382043_00450_20043_7071.N1	30-DEC-2005 06:57:22	Dark	38.000	29	Bet Car	1.6720	10200.	76	20043	No
117	GOM_NL__2PRFIN20051230_065841_000000132043_00450_20043_7072.N1	30-DEC-2005 06:58:41	Dark	13.000	71	lot Car	2.2460	7700.0	26	20043	No
118	GOM_NL__2PRFIN20051230_070019_000000472043_00450_20043_7073.N1	30-DEC-2005 07:00:19	Dark	46.500	41	Eps Car	1.8600	4100.0	93	20043	No
119	GOM_NL__2PRFIN20051230_070436_000000442043_00450_20043_7074.N1	30-DEC-2005 07:04:36	Dark	44.000	2	Alp Car	-0.73600	7000.0	88	20043	No
120	GOM_NL__2PRFIN20051230_071020_000000392043_00450_20043_7075.N1	30-DEC-2005 07:10:20	Straylight	38.500	108	Alp Col	2.6520	15200.	77	20043	No
121	GOM_NL__2PRFIN20051230_071458_000000412043_00450_20043_7076.N1	30-DEC-2005 07:14:58	Straylight	41.000	101	11Alp Lep	2.5820	7000.0	82	20043	No
122	GOM_NL__2PRFIN20051230_071751_000000502043_00450_20043_7077.N1	30-DEC-2005 07:17:51	Straylight	50.000	7	19Bet Ori	0.10000	14000.	100	20043	No
123	GOM_NL__2PRFIN20051230_071944_000000442043_00450_20043_7078.N1	30-DEC-2005 07:19:44	Straylight	44.000	30	46Eps Ori	1.6940	30000.	88	20043	No
124	GOM_NL__2PRFIN20051230_072157_000000412043_00450_20043_7079.N1	30-DEC-2005 07:21:57	Tw_i_and_stray	40.500	27	24Gam Ori	1.6360	26000.	81	20043	No
125	GOM_NL__2PRFIN20051230_072502_000000442043_00450_20043_7080.N1	30-DEC-2005 07:25:02	Bright	43.500	13	87Alp Tau	0.86700	3800.0	87	20043	No
126	GOM_NL__2PRFIN20051230_072936_000000392043_00450_20043_7081.N1	30-DEC-2005 07:29:36	Bright	38.500	114	3lot Aur	2.6930	4600.0	77	20043	No
127	GOM_NL__2PRFIN20051230_073151_000000332043_00450_20043_7082.N1	30-DEC-2005 07:31:51	Bright	33.000	149	45Eps Per	2.8880	30000.	66	20043	No
128	GOM_NL__2PRFIN20051230_073319_000000422043_00450_20043_7083.N1	30-DEC-2005 07:33:19	Bright	42.000	6	13Alp Aur	0.080000	3400.0	84	20043	No
129	GOM_NL__2PRFIN20051230_073457_000000382043_00450_20043_7084.N1	30-DEC-2005 07:34:57	Bright	37.500	35	33Alp Per	1.7950	6250.0	75	20043	No
130	GOM_NL__2PRFIN20051230_073614_000000372043_00450_20043_7085.N1	30-DEC-2005 07:36:14	Bright	36.500	160	23Gam Per	2.9300	4700.0	73	20043	No
131	GOM_NL__2PRFIN20051230_074527_000000362043_00450_20043_7086.N1	30-DEC-2005 07:45:27	Bright	36.000	49	1Alp UMi	1.9900	6300.0	72	20043	No
132	GOM_NL__2PRFIN20051230_075344_000000362043_00450_20043_7087.N1	30-DEC-2005 07:53:44	Bright	35.500	119	14Eta Dra	2.7270	4700.0	71	20043	No
133	GOM_NL__2PRFIN20051230_075548_000000352043_00450_20043_7088.N1	30-DEC-2005 07:55:48	Bright	35.000	130	23Bet Dra	2.7990	5800.0	70	20043	No
134	GOM_NL__2PRFIN20051230_080202_000000342043_00450_20043_7089.N1	30-DEC-2005 08:02:02	Bright	34.000	133	40Zet Her	2.8070	6000.0	68	20043	No
135	GOM_NL__2PRFIN20051230_080405_000000542043_00450_20043_7090.N1	30-DEC-2005 08:04:05	Bright	54.000	67	5Alp CrB	2.2210	11000.	108	20043	No
136	GOM_NL__2PRFIN20051230_080947_000000342043_00450_20043_7091.N1	30-DEC-2005 08:09:47	Bright	34.000	102	24Alp Ser	2.6000	4250.0	68	20043	No
137	GOM_NL__2PRFIN20051230_081448_000000372043_00450_20043_7092.N1	30-DEC-2005 08:14:48	Bright	36.500	104	27Bet Lib	2.6140	13100.	73	20043	No
138	GOM_NL__2PRFIN20051230_082254_000000402043_00450_20043_7093.N1	30-DEC-2005 08:22:54	Twilight	39.500	131	Gam Lup	2.8000	26000.	79	20043	No
139	GOM_NL__2PRFIN20051230_082410_000000392043_00450_20043_7094.N1	30-DEC-2005 08:24:10	Dark	39.000	109	Bet Lup	2.6770	26000.	78	20043	No
140	GOM_NL__2PRFIN20051230_082537_000000392043_00450_20043_7095.N1	30-DEC-2005 08:25:37	Dark	38.500	78	Alp Lup	2.3040	28000.	77	20043	No
141	GOM_NL__2PRFIN20051230_082702_000000402043_00450_20043_7096.N1	30-DEC-2005 08:27:02	Dark	39.500	95	Zet Cen	2.5450	26000.	79	20043	No
142	GOM_NL__2PRFIN20051230_082852_000000412043_00450_20043_7097.N1	30-DEC-2005 08:28:52	Dark	41.000	4	Alp1Cen	-0.010000	5800.0	82	20043	No
143	GOM_NL__2PRFIN20051230_083237_000000392043_00451_20044_7071.N1	30-DEC-2005 08:32:37	Dark	39.000	12	Alp1Cru	0.77500	30000.	78	20044	No
144	GOM_NL__2PRFIN20051230_083759_000000382043_00451_20044_7072.N1	30-DEC-2005 08:37:59	Dark	37.500	29	Bet Car	1.6720	10200.	75	20044	No
145	GOM_NL__2PRFIN20051230_083918_000000152043_00451_20044_7073.N1	30-DEC-2005 08:39:18	Dark	15.000	71	lot Car	2.2460	7700.0	30	20044	No
146	GOM_NL__2PRFIN20051230_084055_000000522043_00451_20044_7074.N1	30-DEC-2005 08:40:55	Dark	52.000	41	Eps Car	1.8600	4100.0	104	20044	No
147	GOM_NL__2PRFIN20051230_084512_000000512043_00451_20044_7075.N1	30-DEC-2005 08:45:12	Dark	51.000	2	Alp Car	-0.73600	7000.0	102	20044	No
148	GOM_NL__2PRFIN20051230_085056_000000412043_00451_20044_7076.N1	30-DEC-2005 08:50:56	Straylight	40.500	108	Alp Col	2.6520	15200.	81	20044	No
149	GOM_NL__2PRFIN20051230_085534_000000402043_00451_20044_7077.N1	30-DEC-2005 08:55:34	Straylight	40.000	101	11Alp Lep	2.5820	7000.0	80	20044	No
150	GOM_NL__2PRFIN20051230_085827_000000472043_00451_20044_7078.N1	30-DEC-2005 08:58:27	Straylight	47.000	7	19Bet Ori	0.10000	14000.	94	20044	No
151	GOM_NL__2PRFIN20051230_090020_000000432043_00451_20044_7079.N1	30-DEC-2005 09:00:20	Straylight	43.000	30	46Eps Ori	1.6940	30000.	86	20044	No
152	GOM_NL__2PRFIN20051230_090233_000000402043_00451_20044_7080.N1	30-DEC-2005 09:02:33	Tw_i_and_stray	39.500	27	24Gam Ori	1.6360	26000.	79	20044	No
153	GOM_NL__2PRFIN20051230_090537_000000442043_00451_20044_7081.N1	30-DEC-2005 09:05:37	Bright	43.500	13	87Alp Tau	0.86700	3800.0	87	20044	No
154	GOM_NL__2PRFIN20051230_091012_000000382043_00451_20044_7082.N1	30-DEC-2005 09:10:12	Bright	37.500	114	3lot Aur	2.6930	4600.0	75	20044	No
155	GOM_NL__2PRFIN20051230_091227_000000352043_00451_20044_7083.N1	30-DEC-2005 09:12:27	Bright	34.500	149	45Eps Per	2.8880	30000.	69	20044	No
156	GOM_NL__2PRFIN20051230_091355_000000432043_00451_20044_7084.N1	30-DEC-2005 09:13:55	Bright	42.500	6	13Alp Aur	0.080000	3400.0	85	20044	No
157	GOM_NL__2PRFIN20051230_091534_000000352043_00451_20044_7085.N1	30-DEC-2005 09:15:34	Bright	34.500	35	33Alp Per	1.7950	6250.0	69	20044	No
158	GOM_NL__2PRFIN20051230_091650_000000342043_00451_20044_7086.N1	30-DEC-2005 09:16:50	Bright	34.000	160	23Gam Per	2.9300	4700.0	68	20044	No
159	GOM_NL__2PRFIN20051230_092603_000000342043_00451_20044_7087.N1	30-DEC-2005 09:26:03	Bright	33.500	49	1Alp UMi	1.9900	6300.0	67	20044	No
160	GOM_NL__2PRFIN20051230_093420_000000362043_00451_20044_7088.N1	30-DEC-2005 09:34:20	Bright	35.500	119	14Eta Dra	2.7270	4700.0	71	20044	No

161	GOM_NL__2PRFIN20051230_093624_000000372043_00451_20044_7089.N1	30-DEC-2005 09:36:24	Bright	36.500	130	23Bet Dra	2.7990	5800.0	73	20044	No
162	GOM_NL__2PRFIN20051230_094238_000000512043_00451_20044_7090.N1	30-DEC-2005 09:42:38	Bright	51.000	133	40Zet Her	2.8070	6000.0	102	20044	No
163	GOM_NL__2PRFIN20051230_094441_000000542043_00451_20044_7091.N1	30-DEC-2005 09:44:41	Bright	54.000	67	5Alp CrB	2.2210	11000.	108	20044	No
164	GOM_NL__2PRFIN20051230_095024_000000352043_00451_20044_7092.N1	30-DEC-2005 09:50:24	Bright	35.000	102	24Alp Ser	2.6000	4250.0	70	20044	No
165	GOM_NL__2PRFIN20051230_095524_000000552043_00451_20044_7093.N1	30-DEC-2005 09:55:24	Bright	55.000	104	27Bet Lib	2.6140	13100.	110	20044	No
166	GOM_NL__2PRFIN20051230_100330_000000372043_00451_20044_7094.N1	30-DEC-2005 10:03:30	Twilight	37.000	131	Gam Lup	2.8000	26000.	74	20044	No
167	GOM_NL__2PRFIN20051230_100446_000000392043_00451_20044_7095.N1	30-DEC-2005 10:04:46	Dark	38.500	109	Bet Lup	2.6770	26000.	77	20044	No
168	GOM_NL__2PRFIN20051230_100614_000000402043_00451_20044_7096.N1	30-DEC-2005 10:06:14	Dark	39.500	78	Alp Lup	2.3040	28000.	79	20044	No
169	GOM_NL__2PRFIN20051230_100739_000000402043_00451_20044_7097.N1	30-DEC-2005 10:07:39	Dark	40.000	95	Zet Cen	2.5450	26000.	80	20044	No
170	GOM_NL__2PRFIN20051230_100928_000000522043_00451_20044_7098.N1	30-DEC-2005 10:09:28	Dark	52.000	4	Alp1Cen	-0.010000	5800.0	104	20044	No
171	GOM_NL__2PRFIN20051230_101314_000000402043_00452_20045_7073.N1	30-DEC-2005 10:13:14	Dark	40.000	12	Alp1Cru	0.77500	30000.	80	20045	No
172	GOM_NL__2PRFIN20051230_101835_000000382043_00452_20045_7074.N1	30-DEC-2005 10:18:35	Dark	38.000	29	Bet Car	1.6720	10200.	76	20045	No
173	GOM_NL__2PRFIN20051230_101954_000000152043_00452_20045_7075.N1	30-DEC-2005 10:19:54	Dark	15.000	71	lot Car	2.2460	7700.0	30	20045	No
174	GOM_NL__2PRFIN20051230_102131_000000512043_00452_20045_7076.N1	30-DEC-2005 10:21:31	Dark	51.000	41	Eps Car	1.8600	4100.0	102	20045	No
175	GOM_NL__2PRFIN20051230_102548_000000472043_00452_20045_7077.N1	30-DEC-2005 10:25:48	Dark	47.000	2	Alp Car	-0.73600	7000.0	94	20045	No
176	GOM_NL__2PRFIN20051230_103132_000000402043_00452_20045_7078.N1	30-DEC-2005 10:31:32	Straylight	39.500	108	Alp Col	2.6520	15200.	79	20045	No
177	GOM_NL__2PRFIN20051230_103610_000000402043_00452_20045_7079.N1	30-DEC-2005 10:36:10	Straylight	40.000	101	11Alp Lep	2.5820	7000.0	80	20045	No
178	GOM_NL__2PRFIN20051230_103903_000000502043_00452_20045_7080.N1	30-DEC-2005 10:39:03	Straylight	50.000	7	19Bet Ori	0.10000	14000.	100	20045	No
179	GOM_NL__2PRFIN20051230_104056_000000422043_00452_20045_7081.N1	30-DEC-2005 10:40:56	Straylight	42.000	30	46Eps Ori	1.6940	30000.	84	20045	No
180	GOM_NL__2PRFIN20051230_104309_000000432043_00452_20045_7082.N1	30-DEC-2005 10:43:09	Twi_and_stray	43.000	27	24Gam Ori	1.6360	26000.	86	20045	No
181	GOM_NL__2PRFIN20051230_104613_000000462043_00452_20045_7083.N1	30-DEC-2005 10:46:13	Bright	45.500	13	87Alp Tau	0.86700	3800.0	91	20045	No
182	GOM_NL__2PRFIN20051230_105048_000000382043_00452_20045_7084.N1	30-DEC-2005 10:50:48	Bright	38.000	114	3lot Aur	2.6930	4600.0	76	20045	No
183	GOM_NL__2PRFIN20051230_105303_000000352043_00452_20045_7085.N1	30-DEC-2005 10:53:03	Bright	34.500	149	45Eps Per	2.8880	30000.	69	20045	No
184	GOM_NL__2PRFIN20051230_105430_000000412043_00452_20045_7086.N1	30-DEC-2005 10:54:30	Bright	41.000	6	13Alp Aur	0.080000	3400.0	82	20045	No
185	GOM_NL__2PRFIN20051230_105610_000000372043_00452_20045_7087.N1	30-DEC-2005 10:56:10	Bright	36.500	35	33Alp Per	1.7950	6250.0	73	20045	No
186	GOM_NL__2PRFIN20051230_105726_000000362043_00452_20045_7088.N1	30-DEC-2005 10:57:26	Bright	35.500	160	23Gam Per	2.9300	4700.0	71	20045	No
187	GOM_NL__2PRFIN20051230_110639_000000362043_00452_20045_7089.N1	30-DEC-2005 11:06:39	Bright	36.000	49	1Alp UMi	1.9900	6300.0	72	20045	No
188	GOM_NL__2PRFIN20051230_111456_000000342043_00452_20045_7090.N1	30-DEC-2005 11:14:56	Bright	33.500	119	14Eta Dra	2.7270	4700.0	67	20045	No
189	GOM_NL__2PRFIN20051230_111700_000000342043_00452_20045_7091.N1	30-DEC-2005 11:17:00	Bright	34.000	130	23Bet Dra	2.7990	5800.0	68	20045	No
190	GOM_NL__2PRFIN20051230_112314_000000342043_00452_20045_7092.N1	30-DEC-2005 11:23:14	Bright	34.000	133	40Zet Her	2.8070	6000.0	68	20045	No
191	GOM_NL__2PRFIN20051230_112517_000000352043_00452_20045_7093.N1	30-DEC-2005 11:25:17	Bright	35.000	67	5Alp CrB	2.2210	11000.	70	20045	No
192	GOM_NL__2PRFIN20051230_113100_000000352043_00452_20045_7094.N1	30-DEC-2005 11:31:00	Bright	34.500	102	24Alp Ser	2.6000	4250.0	69	20045	No
193	GOM_NL__2PRFIN20051230_113600_000000372043_00452_20045_7095.N1	30-DEC-2005 11:36:00	Bright	36.500	104	27Bet Lib	2.6140	13100.	73	20045	No
194	GOM_NL__2PRFIN20051230_114406_000000372043_00452_20045_7096.N1	30-DEC-2005 11:44:06	Twilight	36.500	131	Gam Lup	2.8000	26000.	73	20045	No
195	GOM_NL__2PRFIN20051230_114522_000000382043_00452_20045_7097.N1	30-DEC-2005 11:45:22	Dark	37.500	109	Bet Lup	2.6770	26000.	75	20045	No
196	GOM_NL__2PRFIN20051230_114650_000000382043_00452_20045_7098.N1	30-DEC-2005 11:46:50	Dark	38.000	78	Alp Lup	2.3040	28000.	76	20045	No
197	GOM_NL__2PRFIN20051230_114815_000000392043_00452_20045_7099.N1	30-DEC-2005 11:48:15	Dark	39.000	95	Zet Cen	2.5450	26000.	78	20045	No
198	GOM_NL__2PRFIN20051230_115004_000000522043_00452_20045_7100.N1	30-DEC-2005 11:50:04	Dark	51.500	4	Alp1Cen	-0.010000	5800.0	103	20045	No
199	GOM_NL__2PRFIN20051230_115350_000000452043_00453_20046_7074.N1	30-DEC-2005 11:53:50	Dark	45.000	12	Alp1Cru	0.77500	30000.	90	20046	No
200	GOM_NL__2PRFIN20051230_115911_000000392043_00453_20046_7075.N1	30-DEC-2005 11:59:11	Dark	39.000	29	Bet Car	1.6720	10200.	78	20046	No
201	GOM_NL__2PRFIN20051230_120030_000000172043_00453_20046_7076.N1	30-DEC-2005 12:00:30	Dark	17.000	71	lot Car	2.2460	7700.0	34	20046	No
202	GOM_NL__2PRFIN20051230_120208_000000432043_00453_20046_7077.N1	30-DEC-2005 12:02:08	Dark	42.500	41	Eps Car	1.8600	4100.0	85	20046	No
203	GOM_NL__2PRFIN20051230_120625_000000532043_00453_20046_7078.N1	30-DEC-2005 12:06:25	Dark	52.500	2	Alp Car	-0.73600	7000.0	105	20046	No
204	GOM_NL__2PRFIN20051230_121208_000000392043_00453_20046_7079.N1	30-DEC-2005 12:12:08	Straylight	38.500	108	Alp Col	2.6520	15200.	77	20046	No
205	GOM_NL__2PRFIN20051230_121646_000000412043_00453_20046_7080.N1	30-DEC-2005 12:16:46	Straylight	40.500	101	11Alp Lep	2.5820	7000.0	81	20046	No
206	GOM_NL__2PRFIN20051230_121939_000000472043_00453_20046_7081.N1	30-DEC-2005 12:19:39	Straylight	46.500	7	19Bet Ori	0.10000	14000.	93	20046	No
207	GOM_NL__2PRFIN20051230_122132_000000442043_00453_20046_7082.N1	30-DEC-2005 12:21:32	Straylight	44.000	30	46Eps Ori	1.6940	30000.	88	20046	No
208	GOM_NL__2PRFIN20051230_122344_000000402043_00453_20046_7083.N1	30-DEC-2005 12:23:44	Twi_and_stray	39.500	27	24Gam Ori	1.6360	26000.	79	20046	No
209	GOM_NL__2PRFIN20051230_122649_000000482043_00453_20046_7084.N1	30-DEC-2005 12:26:49	Bright	47.500	13	87Alp Tau	0.86700	3800.0	95	20046	No
210	GOM_NL__2PRFIN20051230_123124_000000372043_00453_20046_7085.N1	30-DEC-2005 12:31:24	Bright	37.000	114	3lot Aur	2.6930	4600.0	74	20046	No
211	GOM_NL__2PRFIN20051230_123339_000000352043_00453_20046_7086.N1	30-DEC-2005 12:33:39	Bright	34.500	149	45Eps Per	2.8880	30000.	69	20046	No
212	GOM_NL__2PRFIN20051230_123506_000000422043_00453_20046_7087.N1	30-DEC-2005 12:35:06	Bright	42.000	6	13Alp Aur	0.080000	3400.0	84	20046	No
213	GOM_NL__2PRFIN20051230_123646_000000362043_00453_20046_7088.N1	30-DEC-2005 12:36:46	Bright	36.000	35	33Alp Per	1.7950	6250.0	72	20046	No
214	GOM_NL__2PRFIN20051230_123802_000000362043_00453_20046_7089.N1	30-DEC-2005 12:38:02	Bright	36.000	160	23Gam Per	2.9300	4700.0	72	20046	No
215	GOM_NL__2PRFIN20051230_124714_000000352043_00453_20046_7090.N1	30-DEC-2005 12:47:14	Bright	34.500	49	1Alp UMi	1.9900	6300.0	69	20046	No
216	GOM_NL__2PRFIN20051230_125532_000000372043_00453_20046_7091.N1	30-DEC-2005 12:55:32	Bright	36.500	119	14Eta Dra	2.7270	4700.0	73	20046	No
217	GOM_NL__2PRFIN20051230_125736_000000522043_00453_20046_7092.N1	30-DEC-2005 12:57:36	Bright	52.000	130	23Bet Dra	2.7990	5800.0	104	20046	No
218	GOM_NL__2PRFIN20051230_130350_000000332043_00453_20046_7093.N1	30-DEC-2005 13:03:50	Bright	33.000	133	40Zet Her	2.8070	6000.0	66	20046	No
219	GOM_NL__2PRFIN20051230_130553_000000342043_00453_20046_7094.N1	30-DEC-2005 13:05:53	Bright	34.000	67	5Alp CrB	2.2210	11000.	68	20046	No

220	GOM_NL__2PRFIN20051230_131136_000000352043_00453_20046_7095.N1	30-DEC-2005 13:11:36	Bright	34.500	102	24Alp Ser	2.6000	4250.0	69	20046	No
221	GOM_NL__2PRFIN20051230_131636_000000372043_00453_20046_7096.N1	30-DEC-2005 13:16:36	Bright	37.000	104	27Bet Lib	2.6140	13100.	74	20046	No
222	GOM_NL__2PRFIN20051230_132442_000000362043_00453_20046_7097.N1	30-DEC-2005 13:24:42	Twilight	35.500	131	Gam Lup	2.8000	26000.	71	20046	No
223	GOM_NL__2PRFIN20051230_132558_000000382043_00453_20046_7098.N1	30-DEC-2005 13:25:58	Dark	37.500	109	Bet Lup	2.6770	26000.	75	20046	No
224	GOM_NL__2PRFIN20051230_132726_000000372043_00453_20046_7099.N1	30-DEC-2005 13:27:26	Dark	37.000	78	Alp Lup	2.3040	28000.	74	20046	No
225	GOM_NL__2PRFIN20051230_132851_000000402043_00453_20046_7100.N1	30-DEC-2005 13:28:51	Dark	39.500	95	Zet Cen	2.5450	26000.	79	20046	No
226	GOM_NL__2PRFIN20051230_133040_000000432043_00453_20046_7101.N1	30-DEC-2005 13:30:40	Dark	42.500	4	Alp1Cen	-0.010000	5800.0	85	20046	No
227	GOM_NL__2PRFIN20051230_133426_000000402043_00454_20047_7096.N1	30-DEC-2005 13:34:26	Dark	39.500	12	Alp1Cru	0.77500	30000.	79	20047	No
228	GOM_NL__2PRFIN20051230_133947_000000382043_00454_20047_7097.N1	30-DEC-2005 13:39:47	Dark	38.000	29	Bet Car	1.6720	10200.	76	20047	No
229	GOM_NL__2PRFIN20051230_134107_000000172043_00454_20047_7098.N1	30-DEC-2005 13:41:07	Dark	17.000	71	lot Car	2.2460	7700.0	34	20047	No
230	GOM_NL__2PRFIN20051230_134244_000000412043_00454_20047_7099.N1	30-DEC-2005 13:42:44	Dark	40.500	41	Eps Car	1.8600	4100.0	81	20047	No
231	GOM_NL__2PRFIN20051230_134701_000000482043_00454_20047_7100.N1	30-DEC-2005 13:47:01	Dark	48.000	2	Alp Car	-0.73600	7000.0	96	20047	No
232	GOM_NL__2PRFIN20051230_135244_000000382043_00454_20047_7101.N1	30-DEC-2005 13:52:44	Straylight	38.000	108	Alp Col	2.6520	15200.	76	20047	No
233	GOM_NL__2PRFIN20051230_135722_000000422043_00454_20047_7102.N1	30-DEC-2005 13:57:22	Straylight	41.500	101	11Alp Lep	2.5820	7000.0	83	20047	No
234	GOM_NL__2PRFIN20051230_140015_000000452043_00454_20047_7103.N1	30-DEC-2005 14:00:15	Straylight	45.000	7	19Bet Ori	0.10000	14000.	90	20047	No
235	GOM_NL__2PRFIN20051230_140208_000000422043_00454_20047_7104.N1	30-DEC-2005 14:02:08	Straylight	42.000	30	46Eps Ori	1.6940	30000.	84	20047	No
236	GOM_NL__2PRFIN20051230_140420_000000432043_00454_20047_7105.N1	30-DEC-2005 14:04:20	Tw_and_stray	42.500	27	24Gam Ori	1.6360	26000.	85	20047	No
237	GOM_NL__2PRFIN20051230_140726_000000482043_00454_20047_7106.N1	30-DEC-2005 14:07:26	Bright	47.500	13	87Alp Tau	0.86700	3800.0	95	20047	No
238	GOM_NL__2PRFIN20051230_141200_000000382043_00454_20047_7107.N1	30-DEC-2005 14:12:00	Bright	37.500	114	3lot Aur	2.6930	4600.0	75	20047	No
239	GOM_NL__2PRFIN20051230_141416_000000342043_00454_20047_7108.N1	30-DEC-2005 14:14:16	Bright	34.000	149	45Eps Per	2.8880	30000.	68	20047	No
240	GOM_NL__2PRFIN20051230_141542_000000432043_00454_20047_7109.N1	30-DEC-2005 14:15:42	Bright	42.500	6	13Alp Aur	0.080000	3400.0	85	20047	No
241	GOM_NL__2PRFIN20051230_141722_000000372043_00454_20047_7110.N1	30-DEC-2005 14:17:22	Bright	36.500	35	33Alp Per	1.7950	6250.0	73	20047	No
242	GOM_NL__2PRFIN20051230_141839_000000362043_00454_20047_7111.N1	30-DEC-2005 14:18:39	Bright	36.000	160	23Gam Per	2.9300	4700.0	72	20047	No
243	GOM_NL__2PRFIN20051230_142750_000000362043_00454_20047_7112.N1	30-DEC-2005 14:27:50	Bright	36.000	49	1Alp UMi	1.9900	6300.0	72	20047	No
244	GOM_NL__2PRFIN20051230_143608_000000362043_00454_20047_7113.N1	30-DEC-2005 14:36:08	Bright	35.500	119	14Eta Dra	2.7270	4700.0	71	20047	No
245	GOM_NL__2PRFIN20051230_143812_000000372043_00454_20047_7114.N1	30-DEC-2005 14:38:12	Bright	36.500	130	23Bet Dra	2.7990	5800.0	73	20047	No
246	GOM_NL__2PRFIN20051230_144426_000000512043_00454_20047_7115.N1	30-DEC-2005 14:44:26	Bright	51.000	133	40Zet Her	2.8070	6000.0	102	20047	No
247	GOM_NL__2PRFIN20051230_144629_000000342043_00454_20047_7116.N1	30-DEC-2005 14:46:29	Bright	34.000	67	5Alp CrB	2.2210	11000.	68	20047	No
248	GOM_NL__2PRFIN20051230_145212_000000352043_00454_20047_7117.N1	30-DEC-2005 14:52:12	Bright	35.000	102	24Alp Ser	2.6000	4250.0	70	20047	No
249	GOM_NL__2PRFIN20051230_145713_000000382043_00454_20047_7118.N1	30-DEC-2005 14:57:13	Bright	38.000	104	27Bet Lib	2.6140	13100.	76	20047	No
250	GOM_NL__2PRFIN20051230_150518_000000402043_00454_20047_7119.N1	30-DEC-2005 15:05:18	Twilight	39.500	131	Gam Lup	2.8000	26000.	79	20047	No
251	GOM_NL__2PRFIN20051230_150635_000000382043_00454_20047_7120.N1	30-DEC-2005 15:06:35	Dark	37.500	109	Bet Lup	2.6770	26000.	75	20047	No
252	GOM_NL__2PRFIN20051230_150802_000000382043_00454_20047_7121.N1	30-DEC-2005 15:08:02	Dark	37.500	78	Alp Lup	2.3040	28000.	75	20047	No
253	GOM_NL__2PRFIN20051230_150928_000000392043_00454_20047_7122.N1	30-DEC-2005 15:09:28	Dark	39.000	95	Zet Cen	2.5450	26000.	78	20047	No
254	GOM_NL__2PRFIN20051230_151116_000000522043_00454_20047_7123.N1	30-DEC-2005 15:11:16	Dark	52.000	4	Alp1Cen	-0.010000	5800.0	104	20047	No
255	GOM_NL__2PRFIN20051230_151503_000000422043_00455_20048_7098.N1	30-DEC-2005 15:15:03	Dark	41.500	12	Alp1Cru	0.77500	30000.	83	20048	No
256	GOM_NL__2PRFIN20051230_152023_000000392043_00455_20048_7099.N1	30-DEC-2005 15:20:23	Dark	38.500	29	Bet Car	1.6720	10200.	77	20048	No
257	GOM_NL__2PRFIN20051230_152143_000000192043_00455_20048_7100.N1	30-DEC-2005 15:21:43	Dark	19.000	71	lot Car	2.2460	7700.0	38	20048	No
258	GOM_NL__2PRFIN20051230_152320_000000482043_00455_20048_7101.N1	30-DEC-2005 15:23:20	Dark	48.000	41	Eps Car	1.8600	4100.0	96	20048	No
259	GOM_NL__2PRFIN20051230_152737_000000462043_00455_20048_7102.N1	30-DEC-2005 15:27:37	Dark	45.500	2	Alp Car	-0.73600	7000.0	91	20048	No
260	GOM_NL__2PRFIN20051230_153320_000000392043_00455_20048_7103.N1	30-DEC-2005 15:33:20	Straylight	38.500	108	Alp Col	2.6520	15200.	77	20048	No
261	GOM_NL__2PRFIN20051230_153758_000000392043_00455_20048_7104.N1	30-DEC-2005 15:37:58	Straylight	38.500	101	11Alp Lep	2.5820	7000.0	77	20048	No
262	GOM_NL__2PRFIN20051230_154051_000000462043_00455_20048_7105.N1	30-DEC-2005 15:40:51	Straylight	45.500	7	19Bet Ori	0.10000	14000.	91	20048	No
263	GOM_NL__2PRFIN20051230_154244_000000432043_00455_20048_7106.N1	30-DEC-2005 15:42:44	Straylight	42.500	30	46Eps Ori	1.6940	30000.	85	20048	No
264	GOM_NL__2PRFIN20051230_154456_000000422043_00455_20048_7107.N1	30-DEC-2005 15:44:56	Tw_and_stray	41.500	27	24Gam Ori	1.6360	26000.	83	20048	No
265	GOM_NL__2PRFIN20051230_154802_000000522043_00455_20048_7108.N1	30-DEC-2005 15:48:02	Bright	52.000	13	87Alp Tau	0.86700	3800.0	104	20048	No
266	GOM_NL__2PRFIN20051230_155235_000000372043_00455_20048_7109.N1	30-DEC-2005 15:52:35	Bright	36.500	114	3lot Aur	2.6930	4600.0	73	20048	No
267	GOM_NL__2PRFIN20051230_155452_000000342043_00455_20048_7110.N1	30-DEC-2005 15:54:52	Bright	34.000	149	45Eps Per	2.8880	30000.	68	20048	No
268	GOM_NL__2PRFIN20051230_155618_000000402043_00455_20048_7111.N1	30-DEC-2005 15:56:18	Bright	39.500	6	13Alp Aur	0.080000	3400.0	79	20048	No
269	GOM_NL__2PRFIN20051230_155758_000000362043_00455_20048_7112.N1	30-DEC-2005 15:57:58	Bright	36.000	35	33Alp Per	1.7950	6250.0	72	20048	No
270	GOM_NL__2PRFIN20051230_155915_000000372043_00455_20048_7113.N1	30-DEC-2005 15:59:15	Bright	36.500	160	23Gam Per	2.9300	4700.0	73	20048	No
271	GOM_NL__2PRFIN20051230_160826_000000352043_00455_20048_7114.N1	30-DEC-2005 16:08:26	Bright	34.500	49	1Alp UMi	1.9900	6300.0	69	20048	No
272	GOM_NL__2PRFIN20051230_161644_000000522043_00455_20048_7115.N1	30-DEC-2005 16:16:44	Bright	52.000	119	14Eta Dra	2.7270	4700.0	104	20048	No
273	GOM_NL__2PRFIN20051230_161848_000000522043_00455_20048_7116.N1	30-DEC-2005 16:18:48	Bright	52.000	130	23Bet Dra	2.7990	5800.0	104	20048	No
274	GOM_NL__2PRFIN20051230_162502_000000342043_00455_20048_7117.N1	30-DEC-2005 16:25:02	Bright	34.000	133	40Zet Her	2.8070	6000.0	68	20048	No
275	GOM_NL__2PRFIN20051230_162706_000000102043_00455_20048_7118.N1	30-DEC-2005 16:27:06	Straylight	10.000	67	5Alp CrB	2.2210	11000.	20	20048	No
276	GOM_NL__2PRFIN20051230_162758_000000342043_00455_20048_7119.N1	30-DEC-2005 16:27:58	Bright	33.500	127	27Bet Her	2.7810	4700.0	67	20048	No
277	GOM_NL__2PRFIN20051230_163248_000000362043_00455_20048_7120.N1	30-DEC-2005 16:32:48	Bright	35.500	102	24Alp Ser	2.6000	4250.0	71	20048	No
278	GOM_NL__2PRFIN20051230_163749_000000372043_00455_20048_7121.N1	30-DEC-2005 16:37:49	Bright	37.000	104	27Bet Lib	2.6140	13100.	74	20048	No

279	GOM_NL__2PRFIN20051230_164555_000000382043_00455_20048_7122.N1	30-DEC-2005 16:45:55	Twilight	37.500	131	Gam Lup	2.8000	26000.	75	20048	No
280	GOM_NL__2PRFIN20051230_164711_000000372043_00455_20048_7123.N1	30-DEC-2005 16:47:11	Dark	37.000	109	Bet Lup	2.6770	26000.	74	20048	No
281	GOM_NL__2PRFIN20051230_164839_000000382043_00455_20048_7124.N1	30-DEC-2005 16:48:39	Dark	38.000	78	Alp Lup	2.3040	28000.	76	20048	No
282	GOM_NL__2PRFIN20051230_165004_000000392043_00455_20048_7125.N1	30-DEC-2005 16:50:04	Dark	38.500	95	Zet Cen	2.5450	26000.	77	20048	No
283	GOM_NL__2PRFIN20051230_165153_000000522043_00455_20048_7126.N1	30-DEC-2005 16:51:53	Dark	52.000	4	Alp1Cen	-0.010000	5800.0	104	20048	No
284	GOM_NL__2PRFIN20051230_165539_000000392043_00456_20049_7099.N1	30-DEC-2005 16:55:39	Dark	38.500	12	Alp1Cru	0.77500	30000.	77	20049	No
285	GOM_NL__2PRFIN20051230_170100_000000382043_00456_20049_7100.N1	30-DEC-2005 17:01:00	Dark	37.500	29	Bet Car	1.6720	10200.	75	20049	No
286	GOM_NL__2PRFIN20051230_170220_000000192043_00456_20049_7101.N1	30-DEC-2005 17:02:20	Dark	19.000	71	Iot Car	2.2460	7700.0	38	20049	No
287	GOM_NL__2PRFIN20051230_170357_000000522043_00456_20049_7102.N1	30-DEC-2005 17:03:57	Dark	52.000	41	Eps Car	1.8600	4100.0	104	20049	No
288	GOM_NL__2PRFIN20051230_170813_000000452043_00456_20049_7103.N1	30-DEC-2005 17:08:13	Dark	44.500	2	Alp Car	-0.73600	7000.0	89	20049	No
289	GOM_NL__2PRFIN20051230_171356_000000402043_00456_20049_7104.N1	30-DEC-2005 17:13:56	Straylight	40.000	108	Alp Col	2.6520	15200.	80	20049	No
290	GOM_NL__2PRFIN20051230_171835_000000402043_00456_20049_7105.N1	30-DEC-2005 17:18:35	Straylight	40.000	101	11Alp Lep	2.5820	7000.0	80	20049	No
291	GOM_NL__2PRFIN20051230_172127_000000462043_00456_20049_7106.N1	30-DEC-2005 17:21:27	Straylight	45.500	7	19Bet Ori	0.10000	14000.	91	20049	No
292	GOM_NL__2PRFIN20051230_172320_000000422043_00456_20049_7107.N1	30-DEC-2005 17:23:20	Straylight	42.000	30	46Eps Ori	1.6940	30000.	84	20049	No
293	GOM_NL__2PRFIN20051230_172532_000000422043_00456_20049_7108.N1	30-DEC-2005 17:25:32	Tw_i_and_stray	42.000	27	24Gam Ori	1.6360	26000.	84	20049	No
294	GOM_NL__2PRFIN20051230_172838_000000502043_00456_20049_7109.N1	30-DEC-2005 17:28:38	Bright	50.000	13	87Alp Tau	0.86700	3800.0	100	20049	No
295	GOM_NL__2PRFIN20051230_173311_000000362043_00456_20049_7110.N1	30-DEC-2005 17:33:11	Bright	36.000	114	3Iot Aur	2.6930	4600.0	72	20049	No
296	GOM_NL__2PRFIN20051230_173528_000000352043_00456_20049_7111.N1	30-DEC-2005 17:35:28	Bright	34.500	149	45Eps Per	2.8880	30000.	69	20049	No
297	GOM_NL__2PRFIN20051230_173654_000000372043_00456_20049_7112.N1	30-DEC-2005 17:36:54	Bright	37.000	6	13Alp Aur	0.080000	3400.0	74	20049	No
298	GOM_NL__2PRFIN20051230_173834_000000392043_00456_20049_7113.N1	30-DEC-2005 17:38:34	Bright	38.500	35	33Alp Per	1.7950	6250.0	77	20049	No
299	GOM_NL__2PRFIN20051230_173951_000000372043_00456_20049_7114.N1	30-DEC-2005 17:39:51	Bright	37.000	160	23Gam Per	2.9300	4700.0	74	20049	No
300	GOM_NL__2PRFIN20051230_174902_000000362043_00456_20049_7115.N1	30-DEC-2005 17:49:02	Bright	35.500	49	1Alp UMi	1.9900	6300.0	71	20049	No
301	GOM_NL__2PRFIN20051230_175720_000000372043_00456_20049_7116.N1	30-DEC-2005 17:57:20	Bright	37.000	119	14Eta Dra	2.7270	4700.0	74	20049	No
302	GOM_NL__2PRFIN20051230_175924_000000342043_00456_20049_7117.N1	30-DEC-2005 17:59:24	Bright	34.000	130	23Bet Dra	2.7990	5800.0	68	20049	No
303	GOM_NL__2PRFIN20051230_180538_000000342043_00456_20049_7118.N1	30-DEC-2005 18:05:38	Bright	33.500	133	40Zet Her	2.8070	6000.0	67	20049	No
304	GOM_NL__2PRFIN20051230_180742_000000102043_00456_20049_7119.N1	30-DEC-2005 18:07:42	Straylight	10.000	67	5Alp CrB	2.2210	11000.	20	20049	No
305	GOM_NL__2PRFIN20051230_180834_000000332043_00456_20049_7120.N1	30-DEC-2005 18:08:34	Bright	33.000	127	27Bet Her	2.7810	4700.0	66	20049	No
306	GOM_NL__2PRFIN20051230_181324_000000352043_00456_20049_7121.N1	30-DEC-2005 18:13:24	Bright	34.500	102	24Alp Ser	2.6000	4250.0	69	20049	No
307	GOM_NL__2PRFIN20051230_181826_000000382043_00456_20049_7122.N1	30-DEC-2005 18:18:26	Bright	38.000	104	27Bet Lib	2.6140	13100.	76	20049	No
308	GOM_NL__2PRFIN20051230_182631_000000382043_00456_20049_7123.N1	30-DEC-2005 18:26:31	Twilight	37.500	131	Gam Lup	2.8000	26000.	75	20049	No
309	GOM_NL__2PRFIN20051230_182747_000000382043_00456_20049_7124.N1	30-DEC-2005 18:27:47	Dark	37.500	109	Bet Lup	2.6770	26000.	75	20049	No
310	GOM_NL__2PRFIN20051230_182915_000000382043_00456_20049_7125.N1	30-DEC-2005 18:29:15	Dark	38.000	78	Alp Lup	2.3040	28000.	76	20049	No
311	GOM_NL__2PRFIN20051230_183041_000000402043_00456_20049_7126.N1	30-DEC-2005 18:30:41	Dark	39.500	95	Zet Cen	2.5450	26000.	79	20049	No
312	GOM_NL__2PRFIN20051230_183229_000000492043_00456_20049_7127.N1	30-DEC-2005 18:32:29	Dark	49.000	4	Alp1Cen	-0.010000	5800.0	98	20049	No
313	GOM_NL__2PRFIN20051230_183616_000000442043_00457_20050_7106.N1	30-DEC-2005 18:36:16	Dark	44.000	12	Alp1Cru	0.77500	30000.	88	20050	No
314	GOM_NL__2PRFIN20051230_184136_000000382043_00457_20050_7107.N1	30-DEC-2005 18:41:36	Dark	38.000	29	Bet Car	1.6720	10200.	76	20050	No
315	GOM_NL__2PRFIN20051230_184256_000000212043_00457_20050_7108.N1	30-DEC-2005 18:42:56	Dark	21.000	71	Iot Car	2.2460	7700.0	42	20050	No
316	GOM_NL__2PRFIN20051230_184433_000000492043_00457_20050_7109.N1	30-DEC-2005 18:44:33	Dark	48.500	41	Eps Car	1.8600	4100.0	97	20050	No
317	GOM_NL__2PRFIN20051230_184849_000000532043_00457_20050_7110.N1	30-DEC-2005 18:48:49	Dark	53.000	2	Alp Car	-0.73600	7000.0	106	20050	No
318	GOM_NL__2PRFIN20051230_185432_000000392043_00457_20050_7111.N1	30-DEC-2005 18:54:32	Straylight	39.000	108	Alp Col	2.6520	15200.	78	20050	No
319	GOM_NL__2PRFIN20051230_185911_000000362043_00457_20050_7112.N1	30-DEC-2005 18:59:11	Straylight	36.000	101	11Alp Lep	2.5820	7000.0	72	20050	No
320	GOM_NL__2PRFIN20051230_190203_000000462043_00457_20050_7113.N1	30-DEC-2005 19:02:03	Straylight	46.000	7	19Bet Ori	0.10000	14000.	92	20050	No
321	GOM_NL__2PRFIN20051230_190356_000000412043_00457_20050_7114.N1	30-DEC-2005 19:03:56	Straylight	41.000	30	46Eps Ori	1.6940	30000.	82	20050	No
322	GOM_NL__2PRFIN20051230_190608_000000432043_00457_20050_7115.N1	30-DEC-2005 19:06:08	Tw_i_and_stray	43.000	27	24Gam Ori	1.6360	26000.	86	20050	No
323	GOM_NL__2PRFIN20051230_190914_000000522043_00457_20050_7116.N1	30-DEC-2005 19:09:14	Bright	52.000	13	87Alp Tau	0.86700	3800.0	104	20050	No
324	GOM_NL__2PRFIN20051230_191347_000000522043_00457_20050_7117.N1	30-DEC-2005 19:13:47	Bright	52.000	114	3Iot Aur	2.6930	4600.0	104	20050	No
325	GOM_NL__2PRFIN20051230_191604_000000352043_00457_20050_7118.N1	30-DEC-2005 19:16:04	Bright	34.500	149	45Eps Per	2.8880	30000.	69	20050	No
326	GOM_NL__2PRFIN20051230_191730_000000422043_00457_20050_7119.N1	30-DEC-2005 19:17:30	Bright	41.500	6	13Alp Aur	0.080000	3400.0	83	20050	No
327	GOM_NL__2PRFIN20051230_191911_000000352043_00457_20050_7120.N1	30-DEC-2005 19:19:11	Bright	35.000	35	33Alp Per	1.7950	6250.0	70	20050	No
328	GOM_NL__2PRFIN20051230_192027_000000362043_00457_20050_7121.N1	30-DEC-2005 19:20:27	Bright	36.000	160	23Gam Per	2.9300	4700.0	72	20050	No
329	GOM_NL__2PRFIN20051230_192938_000000352043_00457_20050_7122.N1	30-DEC-2005 19:29:38	Bright	35.000	49	1Alp UMi	1.9900	6300.0	70	20050	No
330	GOM_NL__2PRFIN20051230_193756_000000332043_00457_20050_7123.N1	30-DEC-2005 19:37:56	Bright	33.000	119	14Eta Dra	2.7270	4700.0	66	20050	No
331	GOM_NL__2PRFIN20051230_194000_000000332043_00457_20050_7124.N1	30-DEC-2005 19:40:00	Bright	33.000	130	23Bet Dra	2.7990	5800.0	66	20050	No
332	GOM_NL__2PRFIN20051230_194614_000000332043_00457_20050_7125.N1	30-DEC-2005 19:46:14	Bright	33.000	133	40Zet Her	2.8070	6000.0	66	20050	No
333	GOM_NL__2PRFIN20051230_194910_000000332043_00457_20050_7126.N1	30-DEC-2005 19:49:10	Bright	33.000	127	27Bet Her	2.7810	4700.0	66	20050	No
334	GOM_NL__2PRFIN20051230_195401_000000352043_00457_20050_7127.N1	30-DEC-2005 19:54:01	Bright	34.500	102	24Alp Ser	2.6000	4250.0	69	20050	No
335	GOM_NL__2PRFIN20051230_200707_000000372043_00457_20050_7128.N1	30-DEC-2005 20:07:07	Twilight	36.500	131	Gam Lup	2.8000	26000.	73	20050	No
336	GOM_NL__2PRFIN20051230_200824_000000382043_00457_20050_7129.N1	30-DEC-2005 20:08:24	Dark	38.000	109	Bet Lup	2.6770	26000.	76	20050	No
337	GOM_NL__2PRFIN20051230_200952_000000372043_00457_20050_7130.N1	30-DEC-2005 20:09:52	Dark	37.000	78	Alp Lup	2.3040	28000.	74	20050	No

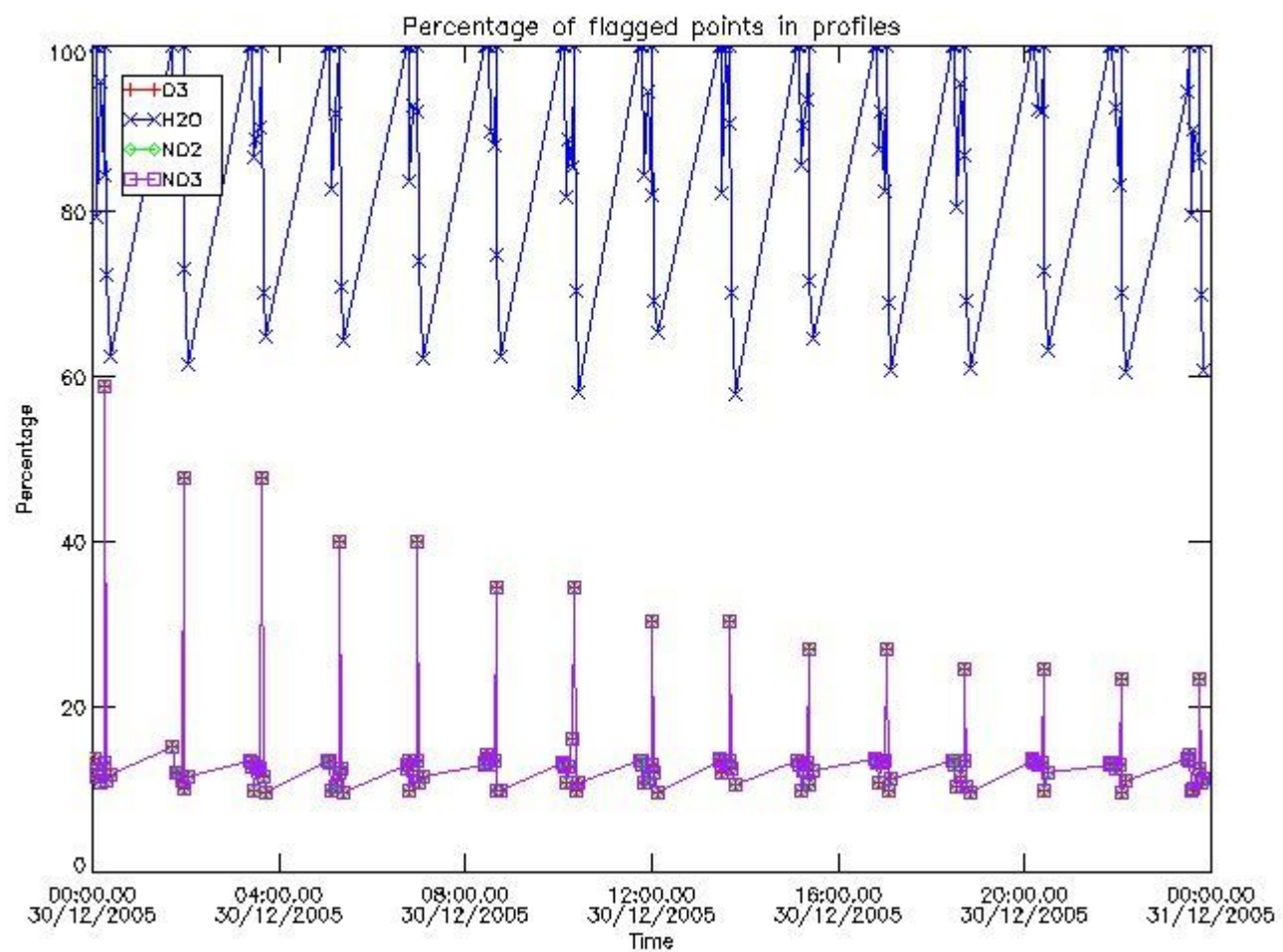
338	GOM_NL__2PRFIN20051230_201118_000000392043_00457_20050_7131.N1	30-DEC-2005 20:11:18	Dark	38.500	95	Zet Cen	2.5450	26000.	77	20050	No
339	GOM_NL__2PRFIN20051230_201652_000000402043_00458_20051_7108.N1	30-DEC-2005 20:16:52	Dark	39.500	12	Alp1Cru	0.77500	30000.	79	20051	No
340	GOM_NL__2PRFIN20051230_202212_000000392043_00458_20051_7109.N1	30-DEC-2005 20:22:12	Dark	38.500	29	Bet Car	1.6720	10200.	77	20051	No
341	GOM_NL__2PRFIN20051230_202333_000000212043_00458_20051_7110.N1	30-DEC-2005 20:23:33	Dark	21.000	71	Iot Car	2.2460	7700.0	42	20051	No
342	GOM_NL__2PRFIN20051230_202510_000000522043_00458_20051_7111.N1	30-DEC-2005 20:25:10	Dark	52.000	41	Eps Car	1.8600	4100.0	104	20051	No
343	GOM_NL__2PRFIN20051230_202926_000000422043_00458_20051_7112.N1	30-DEC-2005 20:29:26	Dark	42.000	2	Alp Car	-0.73600	7000.0	84	20051	No
344	GOM_NL__2PRFIN20051230_203509_000000412043_00458_20051_7113.N1	30-DEC-2005 20:35:09	Straylight	41.000	108	Alp Col	2.6520	15200.	82	20051	No
345	GOM_NL__2PRFIN20051230_203947_000000412043_00458_20051_7114.N1	30-DEC-2005 20:39:47	Straylight	41.000	101	11Alp Lep	2.5820	7000.0	82	20051	No
346	GOM_NL__2PRFIN20051230_204239_000000462043_00458_20051_7115.N1	30-DEC-2005 20:42:39	Straylight	46.000	7	19Bet Ori	0.10000	14000.	92	20051	No
347	GOM_NL__2PRFIN20051230_204432_000000422043_00458_20051_7116.N1	30-DEC-2005 20:44:32	Straylight	42.000	30	46Eps Ori	1.6940	30000.	84	20051	No
348	GOM_NL__2PRFIN20051230_204644_000000432043_00458_20051_7117.N1	30-DEC-2005 20:46:44	Tw_i_and_stray	43.000	27	24Gam Ori	1.6360	26000.	86	20051	No
349	GOM_NL__2PRFIN20051230_204950_000000512043_00458_20051_7118.N1	30-DEC-2005 20:49:50	Bright	50.500	13	87Alp Tau	0.86700	3800.0	101	20051	No
350	GOM_NL__2PRFIN20051230_205423_000000382043_00458_20051_7119.N1	30-DEC-2005 20:54:23	Bright	38.000	114	3Iot Aur	2.6930	4600.0	76	20051	No
351	GOM_NL__2PRFIN20051230_205640_000000362043_00458_20051_7120.N1	30-DEC-2005 20:56:40	Bright	35.500	149	45Eps Per	2.8880	30000.	71	20051	No
352	GOM_NL__2PRFIN20051230_205805_000000412043_00458_20051_7121.N1	30-DEC-2005 20:58:05	Bright	40.500	6	13Alp Aur	0.080000	3400.0	81	20051	No
353	GOM_NL__2PRFIN20051230_205947_000000372043_00458_20051_7122.N1	30-DEC-2005 20:59:47	Bright	36.500	35	33Alp Per	1.7950	6250.0	73	20051	No
354	GOM_NL__2PRFIN20051230_210103_000000362043_00458_20051_7123.N1	30-DEC-2005 21:01:03	Bright	36.000	160	23Gam Per	2.9300	4700.0	72	20051	No
355	GOM_NL__2PRFIN20051230_211014_000000372043_00458_20051_7124.N1	30-DEC-2005 21:10:14	Bright	36.500	49	1Alp UMi	1.9900	6300.0	73	20051	No
356	GOM_NL__2PRFIN20051230_211832_000000362043_00458_20051_7125.N1	30-DEC-2005 21:18:32	Bright	35.500	119	14Eta Dra	2.7270	4700.0	71	20051	No
357	GOM_NL__2PRFIN20051230_212037_000000362043_00458_20051_7126.N1	30-DEC-2005 21:20:37	Bright	35.500	130	23Bet Dra	2.7990	5800.0	71	20051	No
358	GOM_NL__2PRFIN20051230_212650_000000372043_00458_20051_7127.N1	30-DEC-2005 21:26:50	Bright	37.000	133	40Zet Her	2.8070	6000.0	74	20051	No
359	GOM_NL__2PRFIN20051230_212946_000000342043_00458_20051_7128.N1	30-DEC-2005 21:29:46	Bright	33.500	127	27Bet Her	2.7810	4700.0	67	20051	No
360	GOM_NL__2PRFIN20051230_213437_000000362043_00458_20051_7129.N1	30-DEC-2005 21:34:37	Bright	35.500	102	24Alp Ser	2.6000	4250.0	71	20051	No
361	GOM_NL__2PRFIN20051230_214743_000000382043_00458_20051_7130.N1	30-DEC-2005 21:47:43	Twilight	37.500	131	Gam Lup	2.8000	26000.	75	20051	No
362	GOM_NL__2PRFIN20051230_214900_000000402043_00458_20051_7131.N1	30-DEC-2005 21:49:00	Dark	39.500	109	Bet Lup	2.6770	26000.	79	20051	No
363	GOM_NL__2PRFIN20051230_215028_000000392043_00458_20051_7132.N1	30-DEC-2005 21:50:28	Dark	38.500	78	Alp Lup	2.3040	28000.	77	20051	No
364	GOM_NL__2PRFIN20051230_215154_000000392043_00458_20051_7133.N1	30-DEC-2005 21:51:54	Dark	38.500	95	Zet Cen	2.5450	26000.	77	20051	No
365	GOM_NL__2PRFIN20051230_215729_000000412043_00459_20052_7110.N1	30-DEC-2005 21:57:29	Dark	41.000	12	Alp1Cru	0.77500	30000.	82	20052	No
366	GOM_NL__2PRFIN20051230_220249_000000392043_00459_20052_7111.N1	30-DEC-2005 22:02:49	Dark	39.000	29	Bet Car	1.6720	10200.	78	20052	No
367	GOM_NL__2PRFIN20051230_220409_000000222043_00459_20052_7112.N1	30-DEC-2005 22:04:09	Dark	22.000	71	Iot Car	2.2460	7700.0	44	20052	No
368	GOM_NL__2PRFIN20051230_220546_000000532043_00459_20052_7113.N1	30-DEC-2005 22:05:46	Dark	52.500	41	Eps Car	1.8600	4100.0	105	20052	No
369	GOM_NL__2PRFIN20051230_221002_000000462043_00459_20052_7114.N1	30-DEC-2005 22:10:02	Dark	46.000	2	Alp Car	-0.73600	7000.0	92	20052	No
370	GOM_NL__2PRFIN20051230_221545_000000392043_00459_20052_7115.N1	30-DEC-2005 22:15:45	Straylight	38.500	108	Alp Col	2.6520	15200.	77	20052	No
371	GOM_NL__2PRFIN20051230_222023_000000422043_00459_20052_7116.N1	30-DEC-2005 22:20:23	Straylight	41.500	101	11Alp Lep	2.5820	7000.0	83	20052	No
372	GOM_NL__2PRFIN20051230_222315_000000492043_00459_20052_7117.N1	30-DEC-2005 22:23:15	Straylight	48.500	7	19Bet Ori	0.10000	14000.	97	20052	No
373	GOM_NL__2PRFIN20051230_222508_000000412043_00459_20052_7118.N1	30-DEC-2005 22:25:08	Straylight	40.500	30	46Eps Ori	1.6940	30000.	81	20052	No
374	GOM_NL__2PRFIN20051230_222720_000000402043_00459_20052_7119.N1	30-DEC-2005 22:27:20	Tw_i_and_stray	40.000	27	24Gam Ori	1.6360	26000.	80	20052	No
375	GOM_NL__2PRFIN20051230_223026_000000522043_00459_20052_7120.N1	30-DEC-2005 22:30:26	Bright	52.000	13	87Alp Tau	0.86700	3800.0	104	20052	No
376	GOM_NL__2PRFIN20051230_223346_000000122043_00459_20052_7121.N1	30-DEC-2005 22:33:46	Tw_i_and_stray	12.000	28	12Bet Tau	1.6500	15200.	24	20052	No
377	GOM_NL__2PRFIN20051230_223459_000000392043_00459_20052_7122.N1	30-DEC-2005 22:34:59	Bright	38.500	114	3Iot Aur	2.6930	4600.0	77	20052	No
378	GOM_NL__2PRFIN20051230_223716_000000352043_00459_20052_7123.N1	30-DEC-2005 22:37:16	Bright	34.500	149	45Eps Per	2.8880	30000.	69	20052	No
379	GOM_NL__2PRFIN20051230_223841_000000412043_00459_20052_7124.N1	30-DEC-2005 22:38:41	Bright	40.500	6	13Alp Aur	0.080000	3400.0	81	20052	No
380	GOM_NL__2PRFIN20051230_224023_000000362043_00459_20052_7125.N1	30-DEC-2005 22:40:23	Bright	35.500	35	33Alp Per	1.7950	6250.0	71	20052	No
381	GOM_NL__2PRFIN20051230_224140_000000372043_00459_20052_7126.N1	30-DEC-2005 22:41:40	Bright	36.500	160	23Gam Per	2.9300	4700.0	73	20052	No
382	GOM_NL__2PRFIN20051230_225050_000000352043_00459_20052_7127.N1	30-DEC-2005 22:50:50	Bright	35.000	49	1Alp UMi	1.9900	6300.0	70	20052	No
383	GOM_NL__2PRFIN20051230_225908_000000362043_00459_20052_7128.N1	30-DEC-2005 22:59:08	Bright	36.000	119	14Eta Dra	2.7270	4700.0	72	20052	No
384	GOM_NL__2PRFIN20051230_230113_000000522043_00459_20052_7129.N1	30-DEC-2005 23:01:13	Bright	52.000	130	23Bet Dra	2.7990	5800.0	104	20052	No
385	GOM_NL__2PRFIN20051230_230726_000000402043_00459_20052_7130.N1	30-DEC-2005 23:07:26	Bright	40.000	133	40Zet Her	2.8070	6000.0	80	20052	No
386	GOM_NL__2PRFIN20051230_231022_000000342043_00459_20052_7131.N1	30-DEC-2005 23:10:22	Bright	33.500	127	27Bet Her	2.7810	4700.0	67	20052	No
387	GOM_NL__2PRFIN20051230_231513_000000352043_00459_20052_7132.N1	30-DEC-2005 23:15:13	Bright	35.000	102	24Alp Ser	2.6000	4250.0	70	20052	No
388	GOM_NL__2PRFIN20051230_232014_000000362043_00459_20052_7133.N1	30-DEC-2005 23:20:14	Bright	36.000	104	27Bet Lib	2.6140	13100.	72	20052	No
389	GOM_NL__2PRFIN20051230_232819_000000382043_00459_20052_7134.N1	30-DEC-2005 23:28:19	Twilight	38.000	131	Gam Lup	2.8000	26000.	76	20052	No
390	GOM_NL__2PRFIN20051230_232936_000000372043_00459_20052_7135.N1	30-DEC-2005 23:29:36	Dark	37.000	109	Bet Lup	2.6770	26000.	74	20052	No
391	GOM_NL__2PRFIN20051230_233104_000000382043_00459_20052_7136.N1	30-DEC-2005 23:31:04	Dark	38.000	78	Alp Lup	2.3040	28000.	76	20052	No
392	GOM_NL__2PRFIN20051230_233231_000000402043_00459_20052_7137.N1	30-DEC-2005 23:32:31	Dark	39.500	95	Zet Cen	2.5450	26000.	79	20052	No
393	GOM_NL__2PRFIN20051230_233418_000000522043_00459_20052_7138.N1	30-DEC-2005 23:34:18	Dark	52.000	4	Alp1Cen	-0.010000	5800.0	104	20052	No
394	GOM_NL__2PRFIN20051230_233805_000000502043_00460_20053_7112.N1	30-DEC-2005 23:38:05	Dark	50.000	12	Alp1Cru	0.77500	30000.	100	20053	No
395	GOM_NL__2PRFIN20051230_234325_000000412043_00460_20053_7113.N1	30-DEC-2005 23:43:25	Dark	41.000	29	Bet Car	1.6720	10200.	82	20053	No
396	GOM_NL__2PRFIN20051230_234445_000000222043_00460_20053_7114.N1	30-DEC-2005 23:44:45	Dark	22.000	71	Iot Car	2.2460	7700.0	44	20053	No

397	GOM_NL__2PRFIN20051230_234622_000000472043_00460_20053_7115.N1	30-DEC-2005 23:46:22	Dark	47.000	41	Eps Car	1.8600	4100.0	94	20053	No
398	GOM_NL__2PRFIN20051230_235038_000000452043_00460_20053_7116.N1	30-DEC-2005 23:50:38	Dark	45.000	2	Alp Car	-0.73600	7000.0	90	20053	No
399	GOM_NL__2PRFIN20051230_235621_000000372043_00460_20053_7117.N1	30-DEC-2005 23:56:21	Straylight	36.500	108	Alp Col	2.6520	15200.	73	20053	No

3. Quality information per product

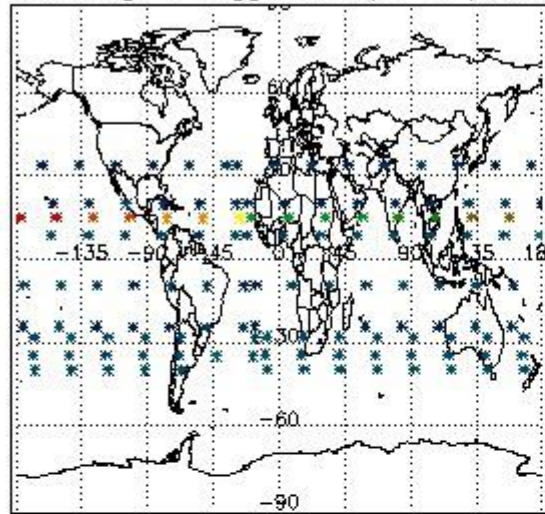
In this section it is plotted some information contained in the Quality Summary data set of the level 2 products. Only products in dark limb conditions and without errors (error flag in the MPH set to "0") are used.

3.1 Plot quality information per product (time dependant)

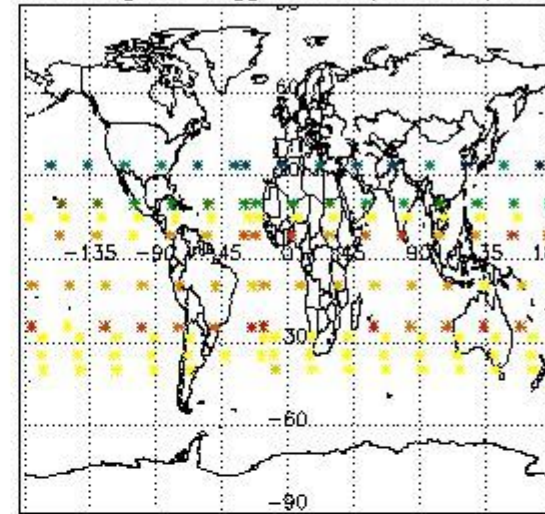


3.2 Plot quality information per product (world map)


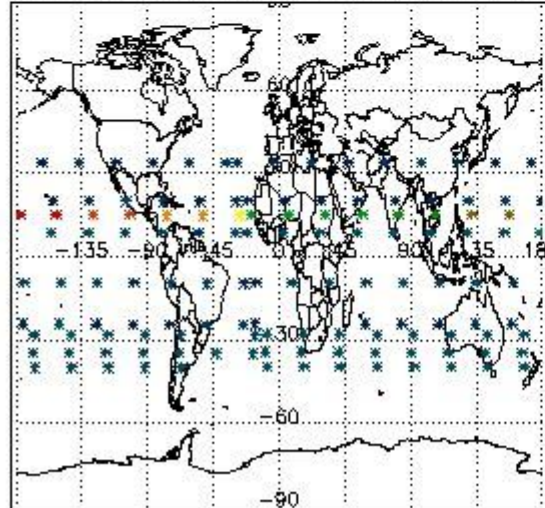
Percentage of flagged data per O3 profile



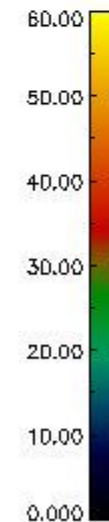
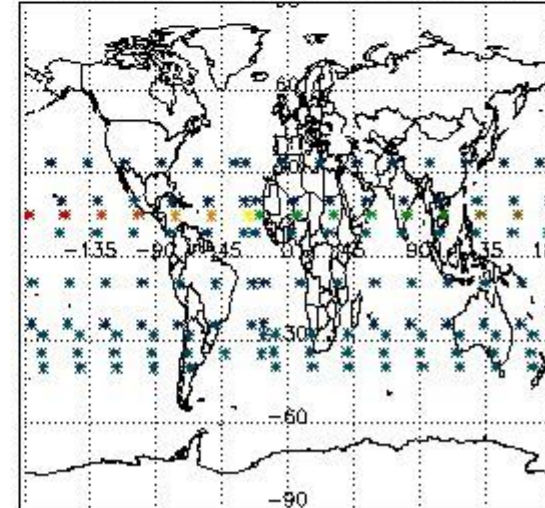
Percentage of flagged data per H2O profile



Percentage of flagged data per NO2 profile



Percentage of flagged data per NO3 profile

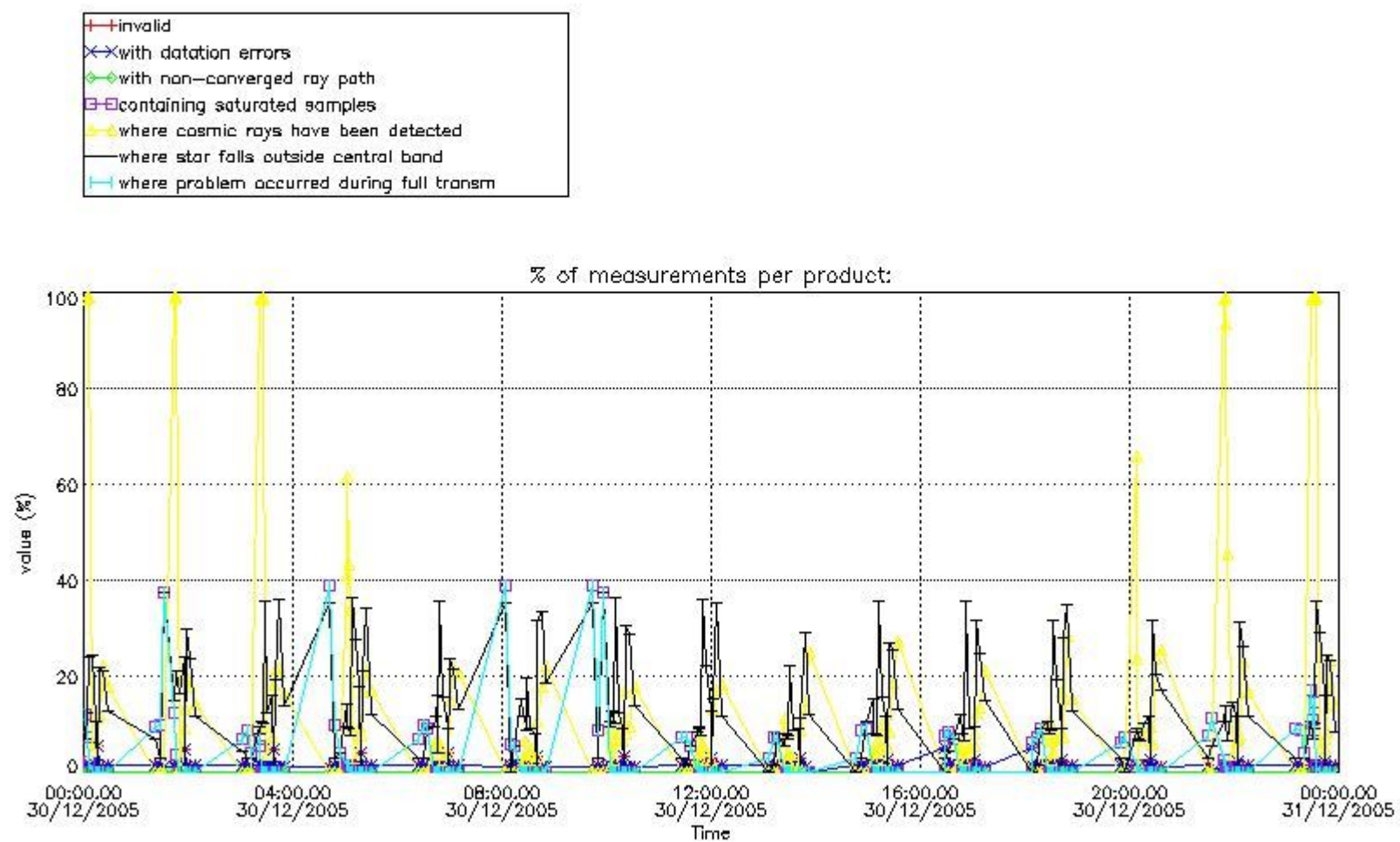


4. Level 1 quality information per product

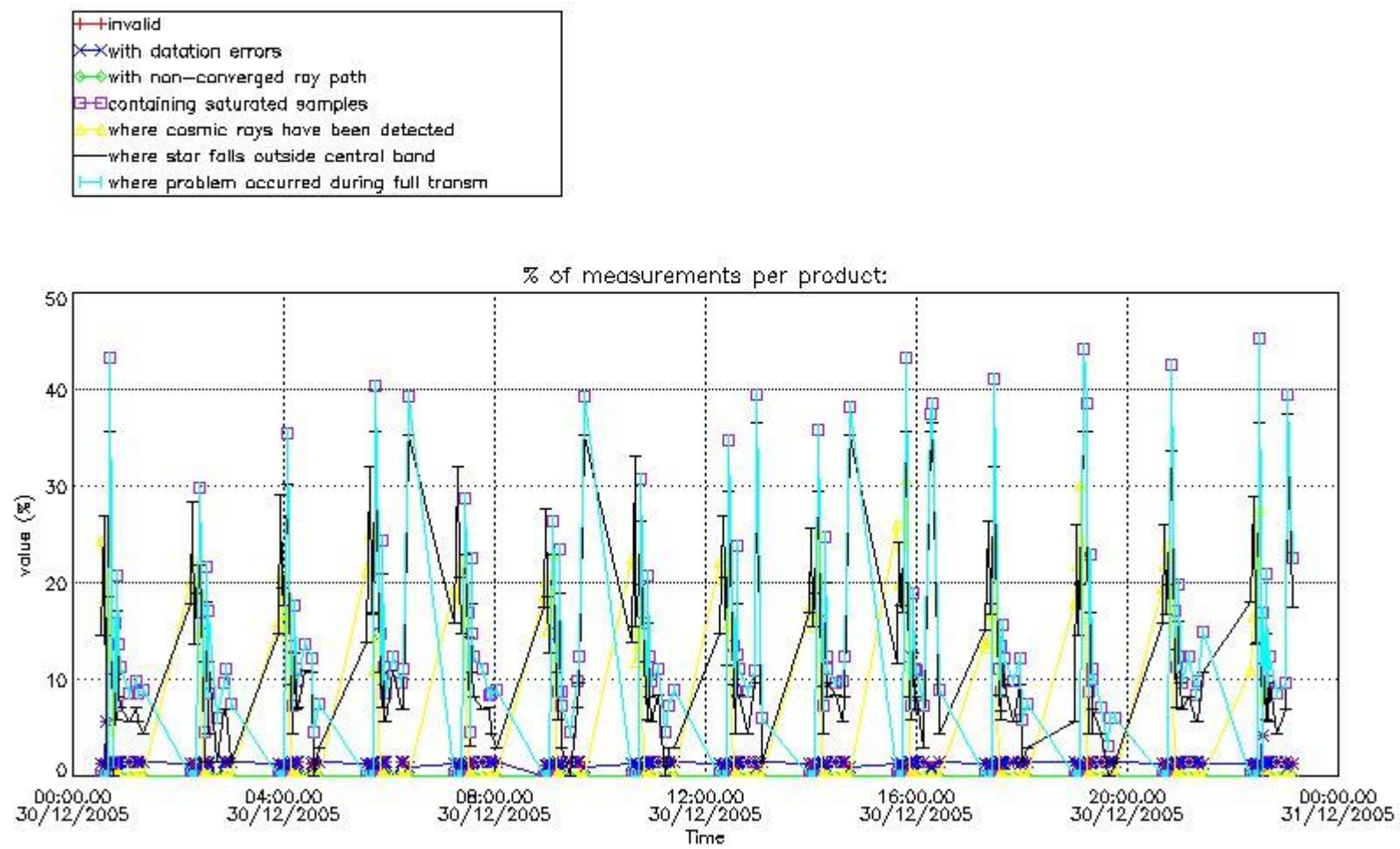
In this section it is plotted some information contained in the Quality Summary data set of the level 2 products that comes from the level 1b processing. Products without errors (error flag in the MPH set to "0") are used.

4.1 Plot quality information per product (time dependant) coming from level 1b processing

4.1.1 Plot level 1 quality information per product (time dependant): ENVISAT ASCENDING passes



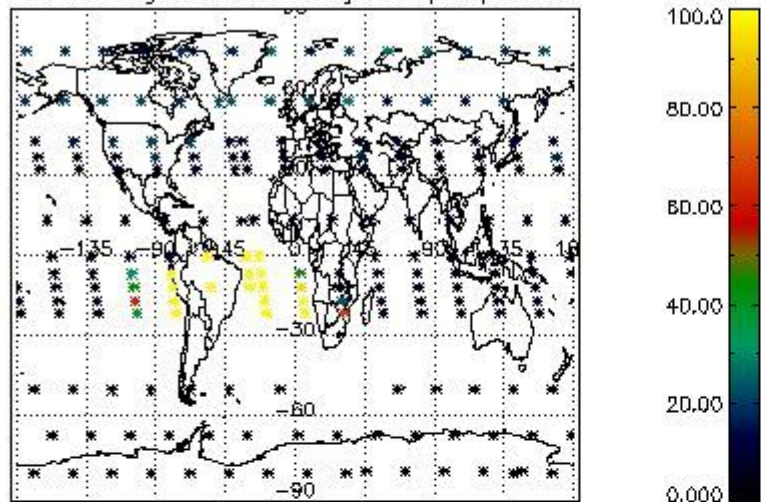
4.1.2 Plot level 1 quality information per product (time dependant): ENVISAT DESCENDING passes



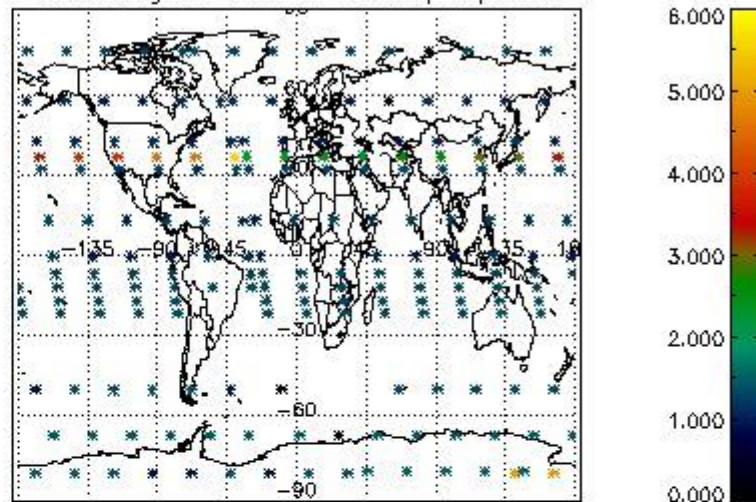
4.2 Plot quality information per product coming from level 1b processing (world map)

4.2.1 Plot level 1 quality information per product (world map): ENVISAT ASCENDING passes

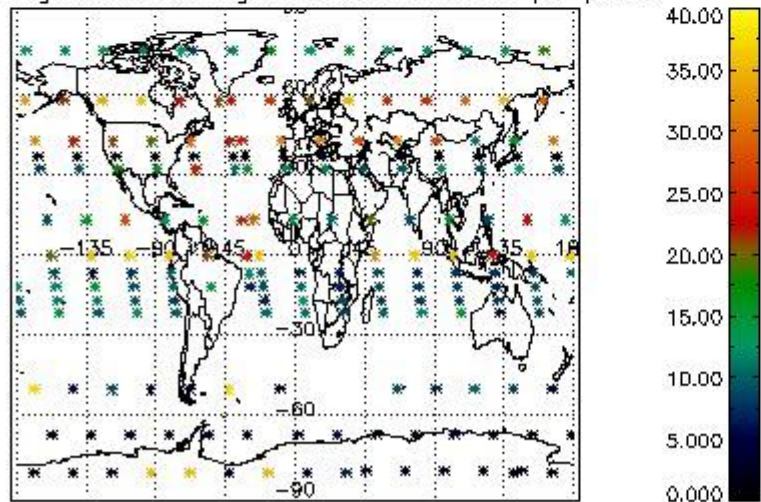
Percentage of cosmic ray hits per profile



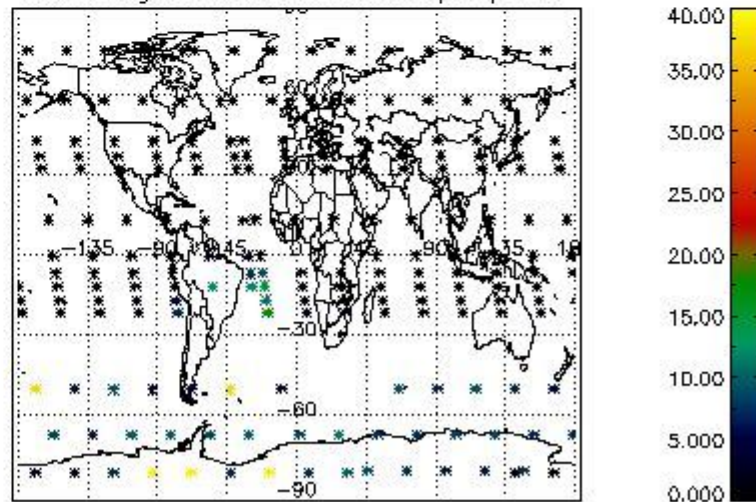
Percentage of datation errors per profile



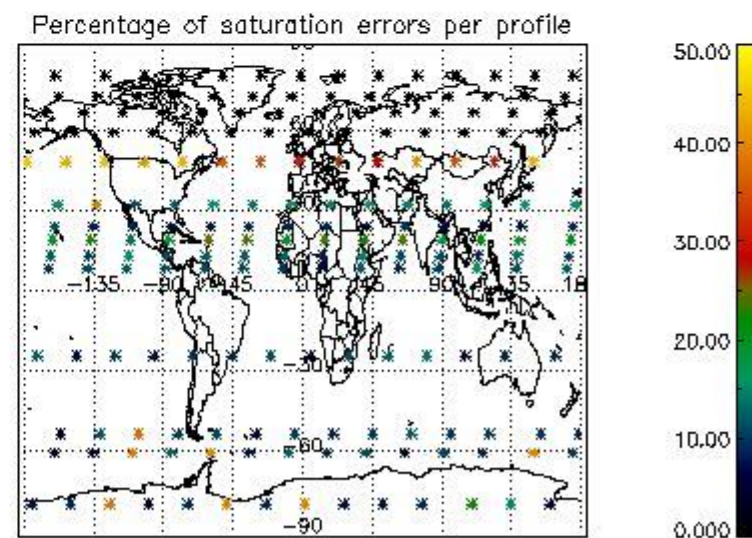
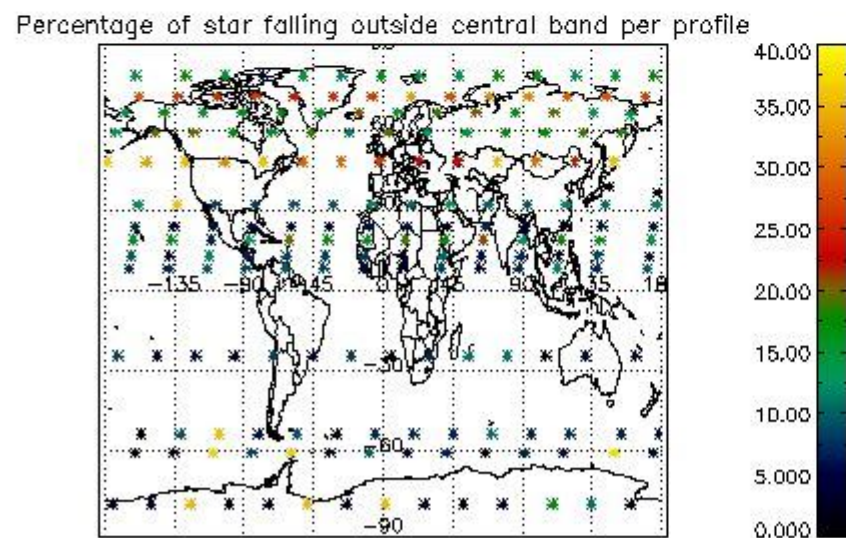
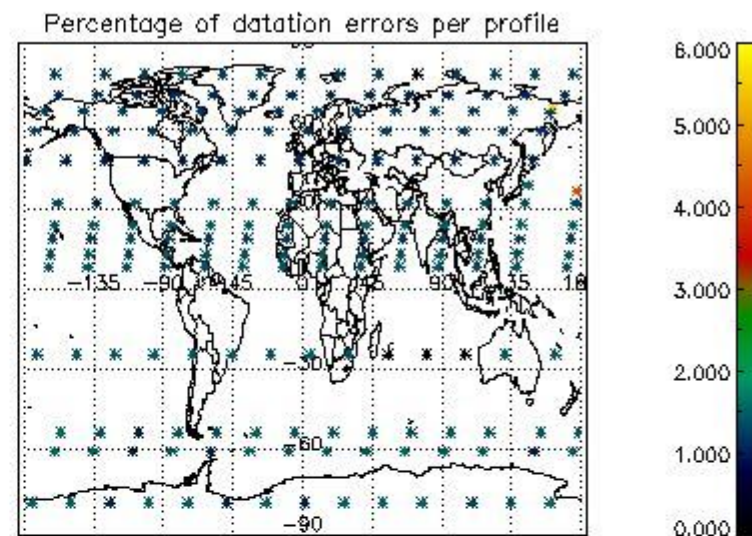
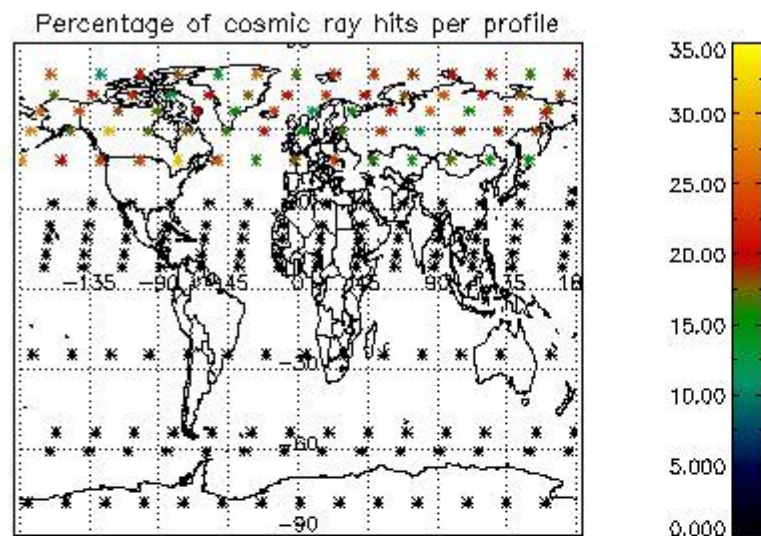
Percentage of star falling outside central band per profile



Percentage of saturation errors per profile



4.2.2 Plot level 1 quality information per product (world map): ENVISAT DESCENDING passes



5. Trace gas profiles

5.1 Ozone statistics based on quality of products

The final quality of the products can be "measured" using the STD (Standard Deviation) attached to every point profile. This information is written to the parameter GOM_NL__2P/NL_LOCAL_SPECIES_DENSITY/o3_std of the level 2 products. The table below shows the statistics for given STD ranges.

The statistics are given with respect to the overall valid production:

- Products without fatal errors: GOM_NL__2P/MPH/PRODUCT_ERR=0
- Valid point profile: GOM_NL__2P/NL_LOCAL_SPECIES_DENSITY/pcd(0)=0

The 'Criteria' is applied to valid points of dark limb products:

- Products in dark limb illumination condition: GOM_NL__2P/NL_SUMMARY_QUALITY/obs_ill_cond=0
- Products without fatal errors: GOM_NL__2P/MPH/PRODUCT_ERR=0
- Valid point profile: GOM_NL__2P/NL_LOCAL_SPECIES_DENSITY/pcd(0)=0

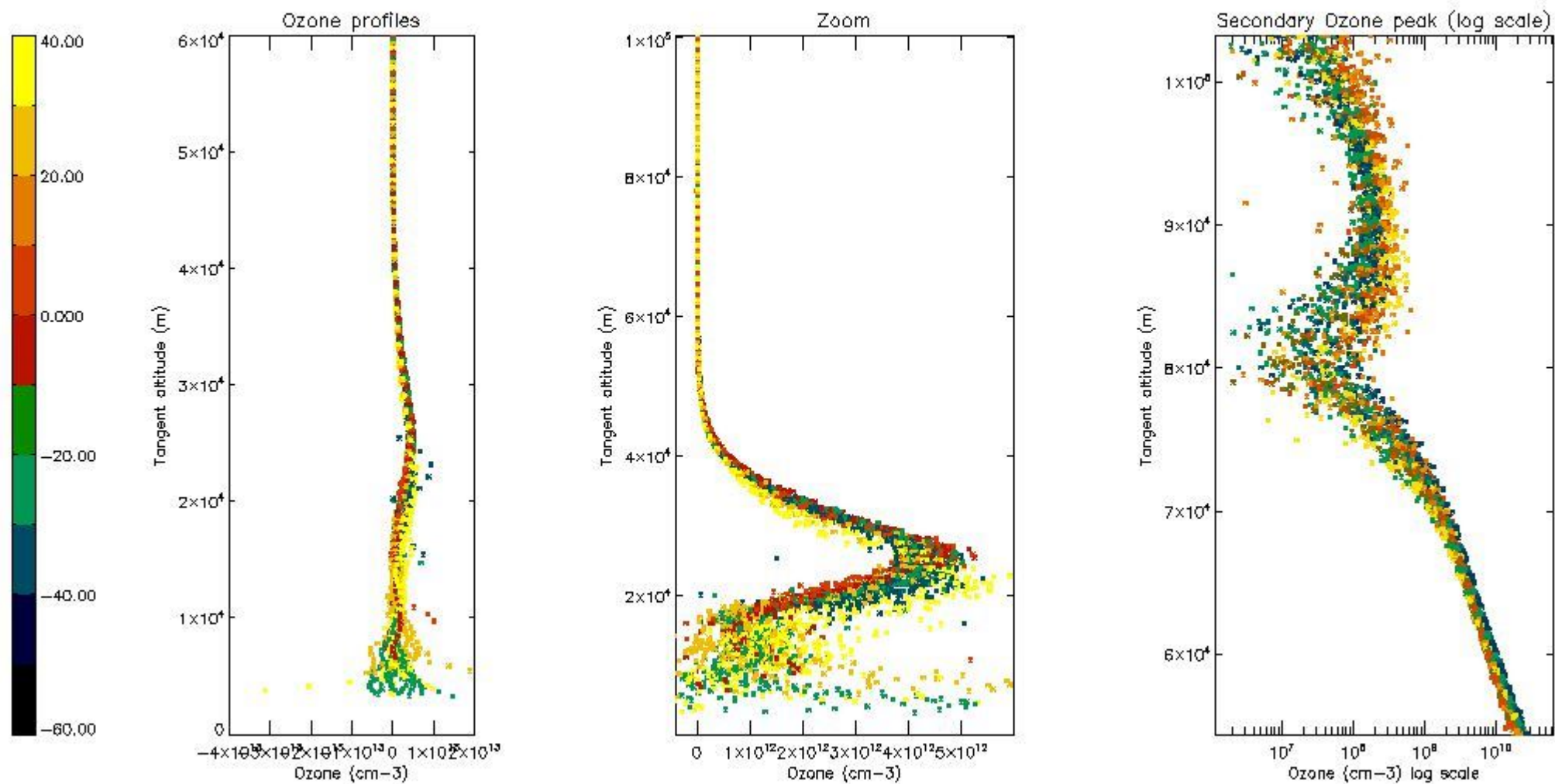
So, the table below shows the percentage of dark limb and valid observations for each criteria with respect to the overall valid daily observations.

Criteria	% of total production
All STD	34
STD < 20	20

STD < 10	17
STD < 5	12

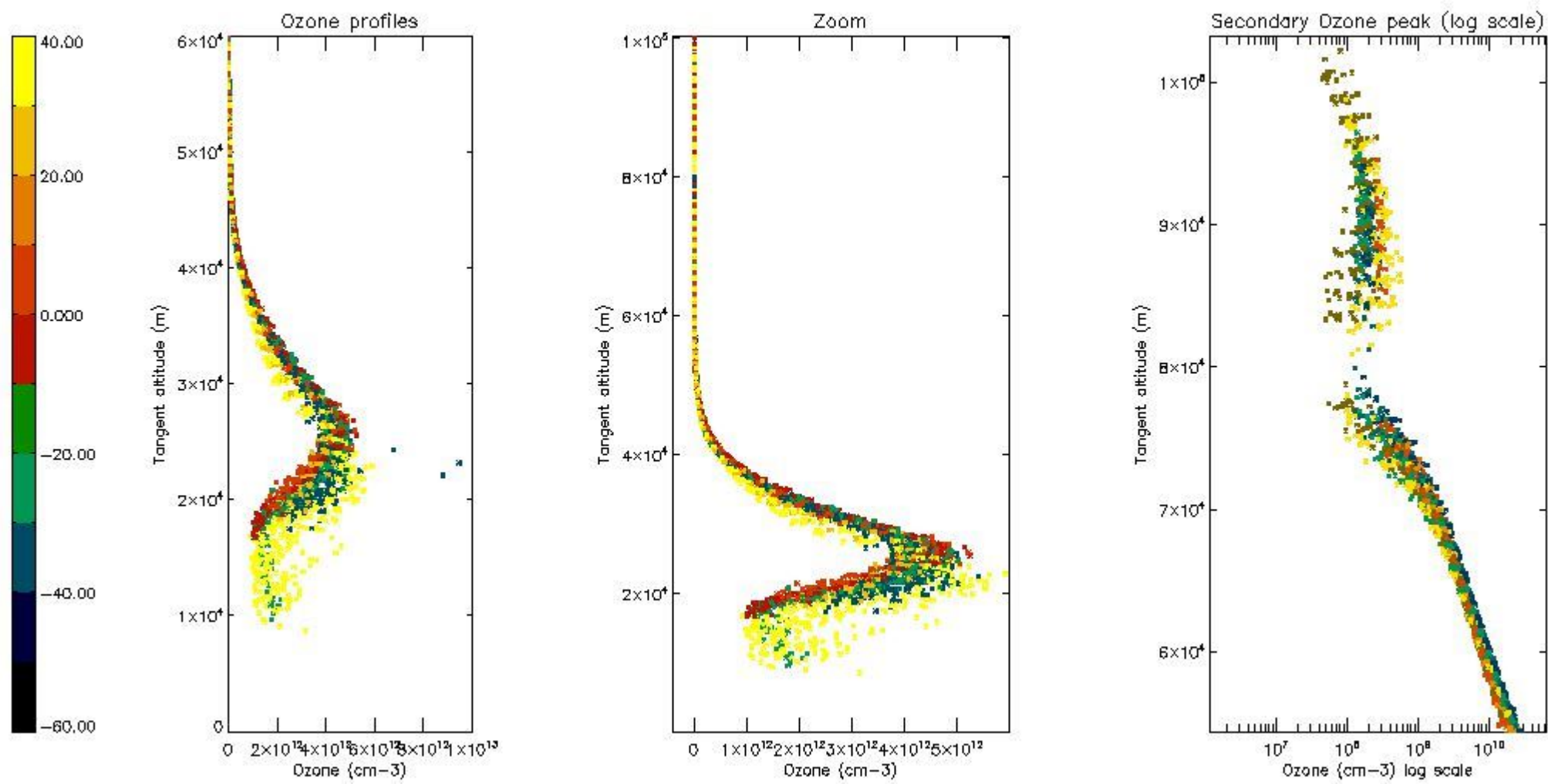
5.2 Plot ozone profiles for all STD (dark without errors)

The colorbar represents the latitude.



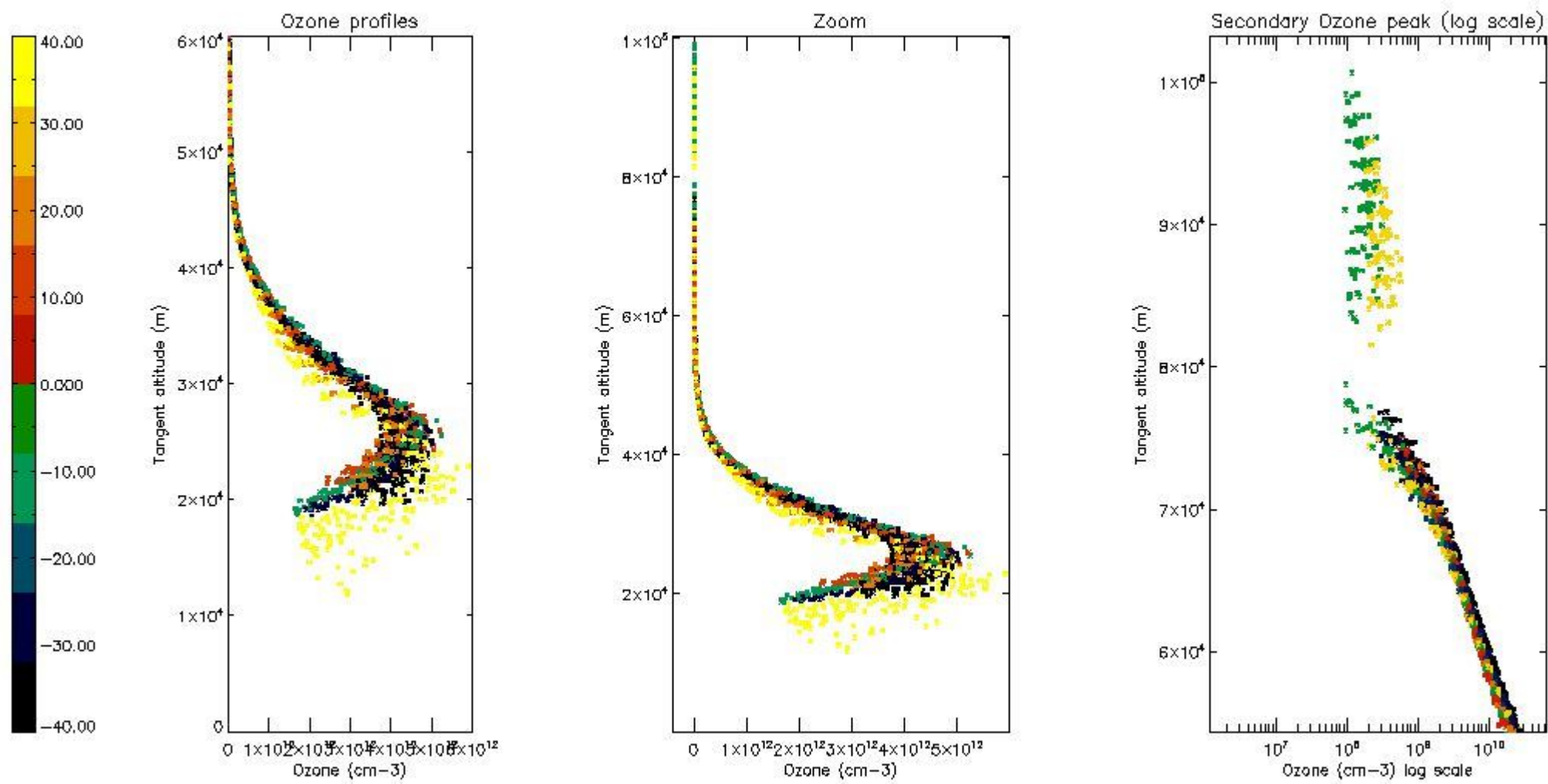
5.3 Plot ozone profiles where STD < 20% (dark without errors)

The colorbar represents the latitude.



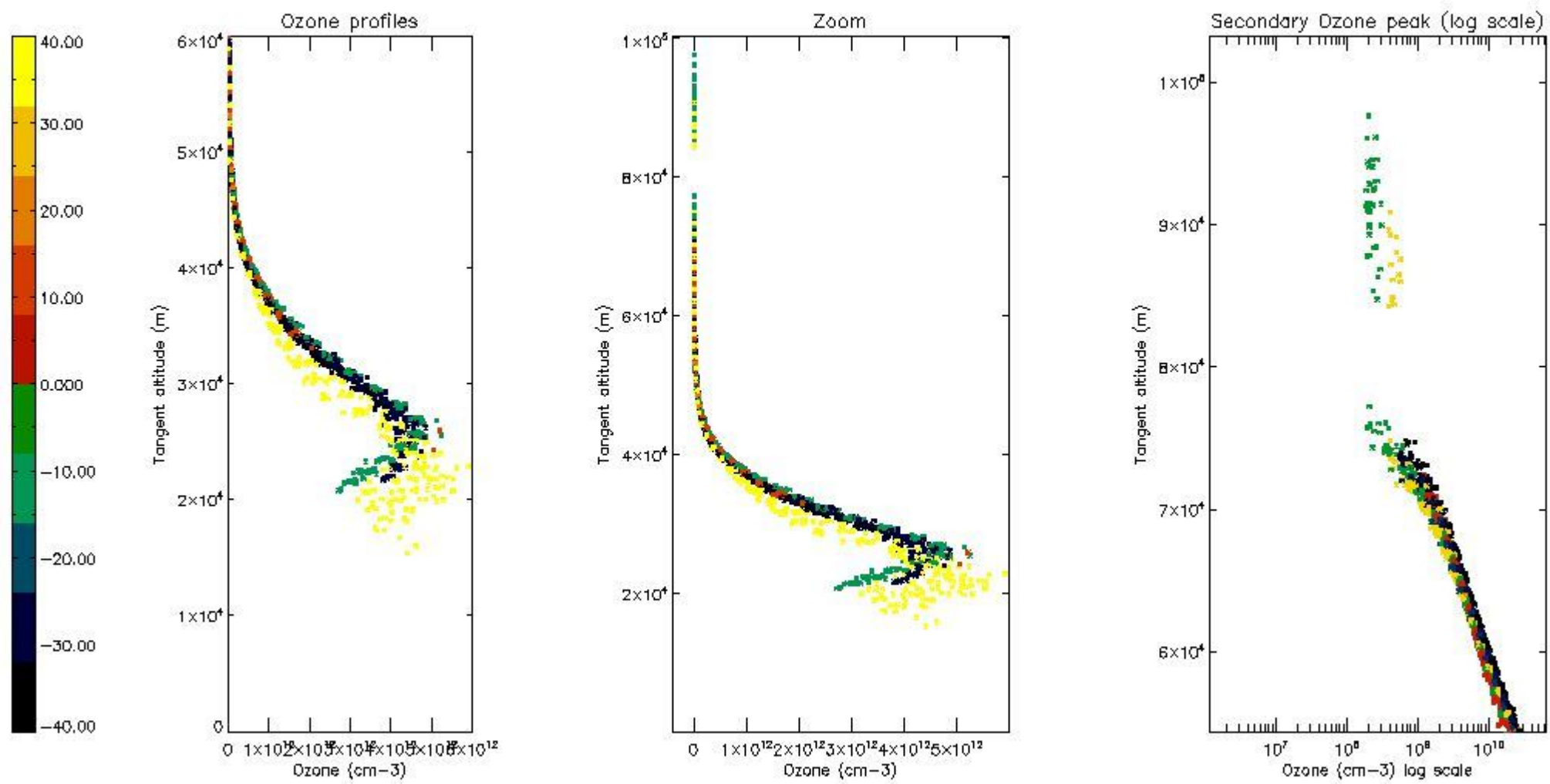
5.4 Plot ozone profiles where STD < 10% (dark without errors)

The colorbar represents the latitude.



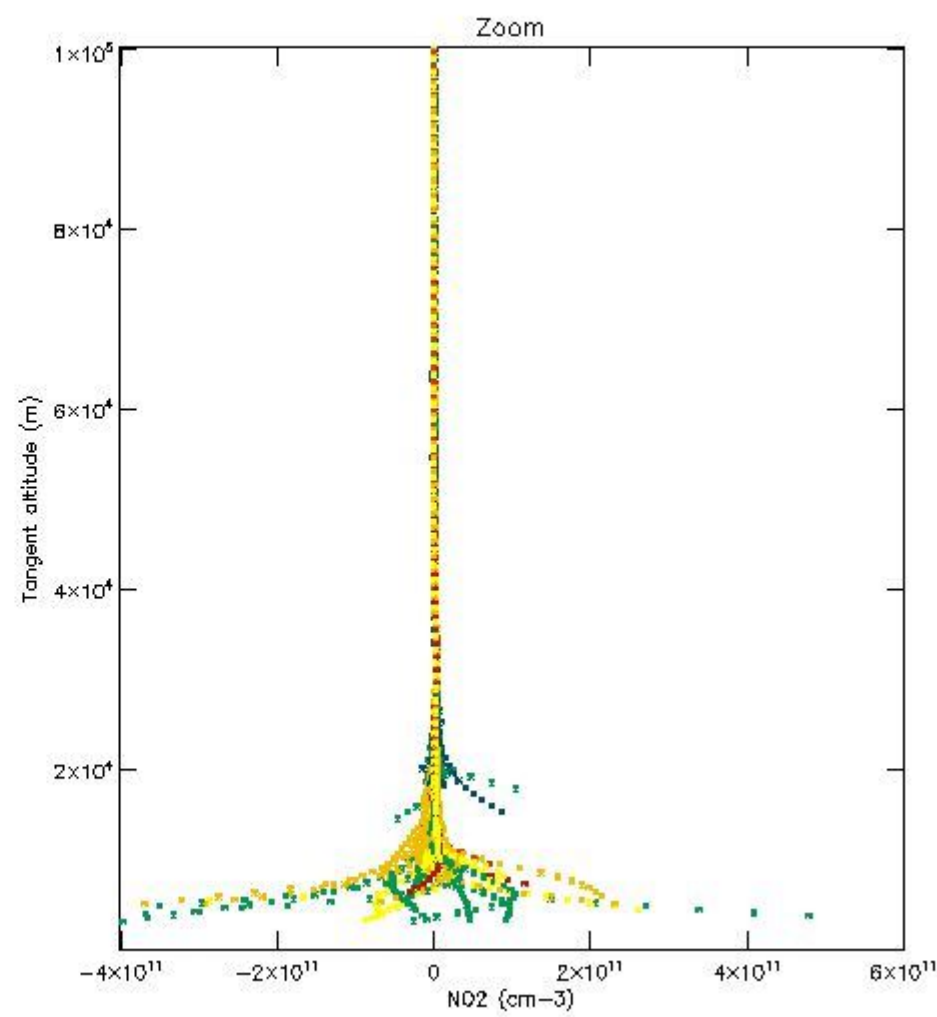
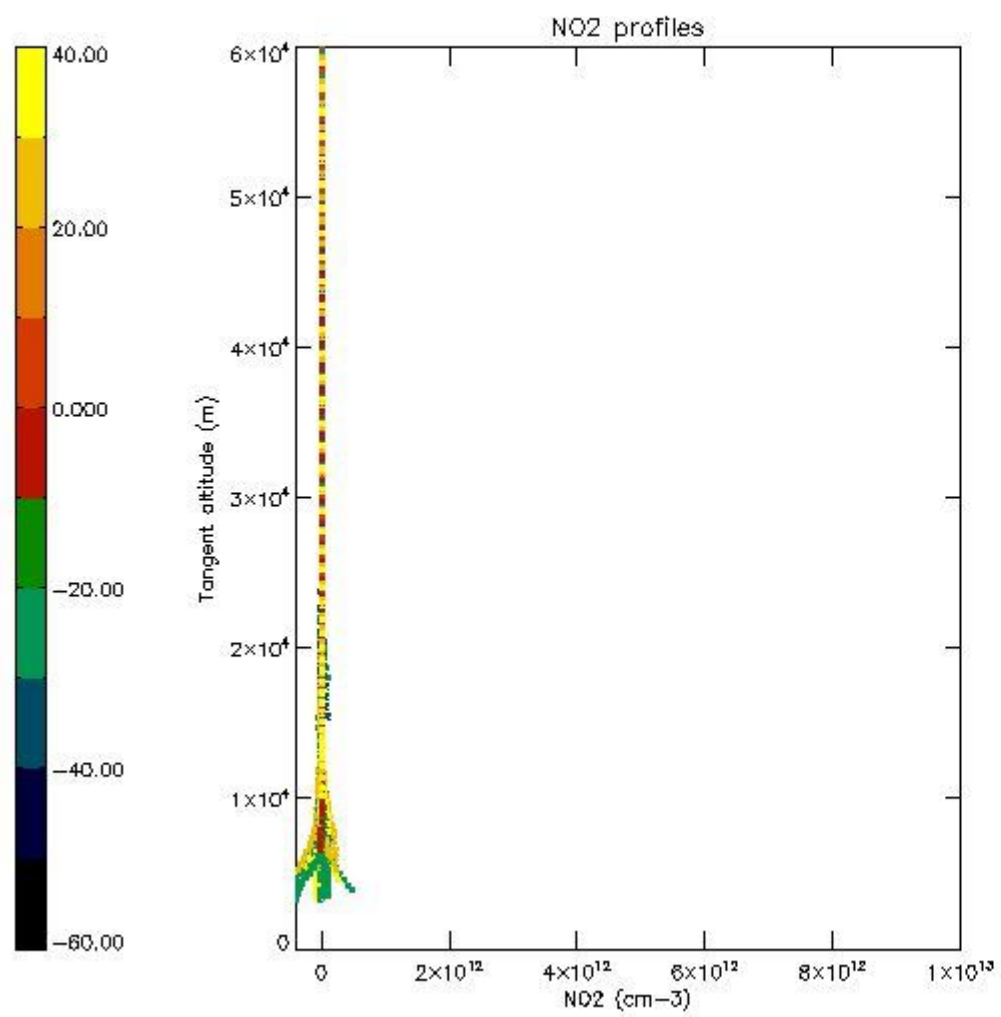
5.5 Plot ozone profiles where STD < 5% (dark without errors)

The colorbar represents the latitude.



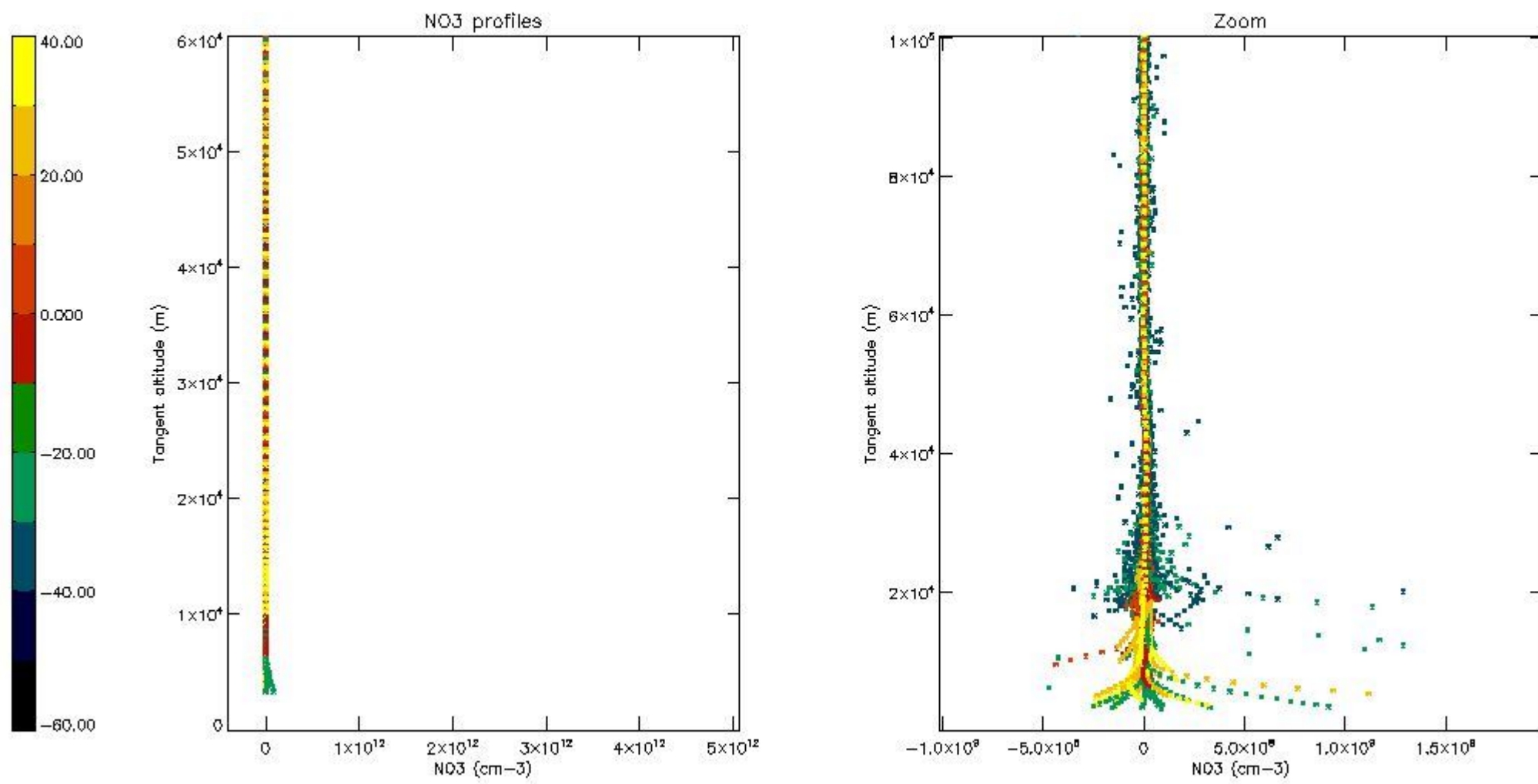
5.6 Plot NO₂ profiles for all STD (dark without errors)

The colorbar represents the latitude.



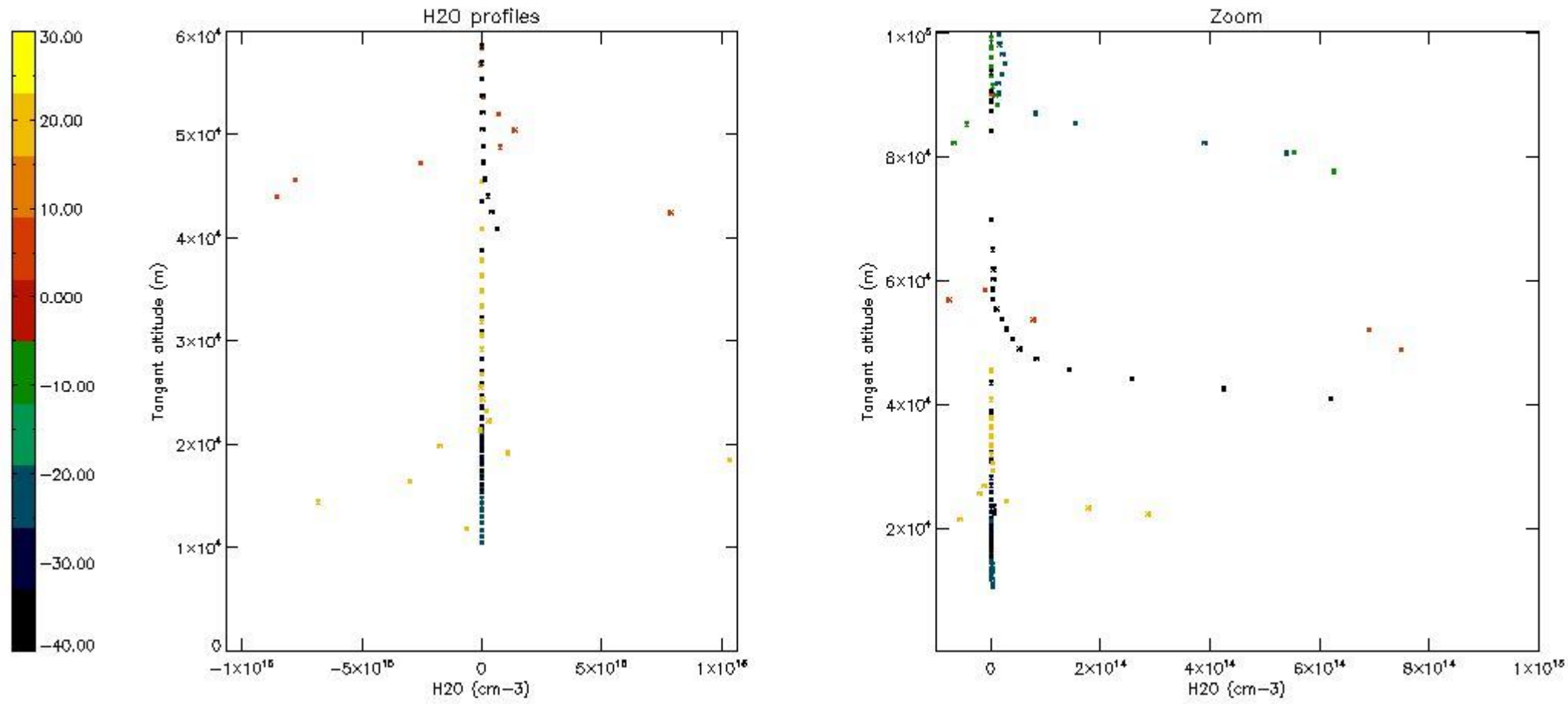
5.7 Plot NO3 profiles for all STD (dark without errors)

The colorbar represents the latitude.



5.8 Plot H₂O profiles for all STD (only for occultations of stars 1,2,3,4,13,14,16,26,63 dark without errors)

The colorbar represents the latitude.



6. Auxiliary Data Files used for the production reported in section 2

The number reported in the third column indicates since which file (see list in section 2) the corresponding auxiliary file has been used. The fourth column is the date of those product files.

Type	Auxiliary Filename	Used since product	Used since product date
INST_PHYS_CHARACTERISTICS	GOM_INS_AXVIEC20091111_143220_20030716_120000_20500101_000000	1	30-DEC-2005 00:02:35
LEVEL-2_PROC_CONFIG	GOM_PR2_AXVIEC20091111_152718_20020301_000000_20500101_000000	1	30-DEC-2005 00:02:35
CROSS_SECTIONS_FILE	GOM_CRS_AXVIEC20091111_154832_20020301_000000_20500101_000000	1	30-DEC-2005 00:02:35

GOMOS Level 2 Daily Report

SUMMARY

[1. General Info](#)

[2. Summary of processed GOM_NL_2P products](#)

[3. Level 2 Quality information per product](#)

[3.1 Plot of level 2 quality information per product \(time dependant\)](#)

[3.2 Plot of level 2 quality information per product \(world map\)](#)

[4. Level 1 Quality information per product \(stored on level 2 products\)](#)

[4.1 Plot of level 1 quality information per product \(time dependant\)](#)

[4.1.1 Plot of level 1 quality information per product \(time dependant\): ASCENDING](#)

[4.1.2 Plot of level 1 quality information per product \(time dependant\): DESCENDING](#)

[4.2 Plot of level 1 quality information per product \(world map\)](#)

[4.2.1 Plot of level 1 quality information per product \(world map\): ASCENDING](#)

[4.2.2 Plot of level 1 quality information per product \(world map\): DESCENDING](#)

[5. Ozone profiles based on quality statistics and other trace gas profiles](#)

[5.1 Ozone statistics based on quality of products](#)

[5.2 Plot ozone profiles for all STD \(dark without errors\)](#)

[5.3 Plot ozone profiles where STD < 20% \(dark without errors\)](#)

[5.4. Plot ozone profiles where STD < 10% \(dark without errors\)](#)

[5.5. Plot ozone profiles where STD < 5% \(dark without errors\)](#)

[5.6 Plot NO2 profiles for all STD \(dark without errors\)](#)

[5.7 Plot NO3 profiles for all STD \(dark without errors\)](#)

[5.8 Plot H2O profiles \(only for occultations of stars 1,2,3,4,13,14,16,26,63 dark without errors\) for all STD](#)

[6. Auxiliary Data Files used for the production reported in section 2](#)

This report presents the daily analysis on parameters extracted from GOMOS level 2 data (GOM_NL__2P). It is intended to monitor some important parameters that will impact the quality of these products. A list of level 2 products (and content) that have arrived during the reporting day to the PCF is also given.

Item	Value
Time of report generation	18APR2013 13:38:21
Data source version	GOMOS/6.01
Start time of products	30-12-2005 (30DEC2005 00:00:00)
Stop time of products	31-12-2005 (31DEC2005 00:00:00)
Store outputs in DB	Yes
Nb of level 2 prods	399
Nb of prods with errors	0

2. Summary of processed GOM_NL__2P products.

Nr	Filename	UTC Start time	Limb	Duration	Star Id	Star Name	Star Mag	Star Temp	Nb Meas	Orbit	Prod. error
1	GOM_NL__2PRFIN20051230_000235_000000372043_00445_20038_6670.N1	30-DEC-2005 00:02:35	Dark	37.000	78	Alp Lup	2.3040	28000.	74	20038	No
2	GOM_NL__2PRFIN20051230_000359_000000412043_00445_20038_6671.N1	30-DEC-2005 00:03:59	Dark	40.500	95	Zet Cen	2.5450	26000.	81	20038	No
3	GOM_NL__2PRFIN20051230_000551_000000442043_00445_20038_6672.N1	30-DEC-2005 00:05:51	Dark	44.000	4	Alp1Cen	-0.010000	5800.0	88	20038	No
4	GOM_NL__2PRFIN20051230_000935_000000472043_00446_20039_6646.N1	30-DEC-2005 00:09:35	Dark	47.000	12	Alp1Cru	0.77500	30000.	94	20039	No
5	GOM_NL__2PRFIN20051230_001457_000000392043_00446_20039_6647.N1	30-DEC-2005 00:14:57	Dark	38.500	29	Bet Car	1.6720	10200.	77	20039	No
6	GOM_NL__2PRFIN20051230_001615_000000092043_00446_20039_6648.N1	30-DEC-2005 00:16:15	Dark	9.0000	71	Iot Car	2.2460	7700.0	18	20039	No
7	GOM_NL__2PRFIN20051230_001753_000000462043_00446_20039_6649.N1	30-DEC-2005 00:17:53	Dark	45.500	41	Eps Car	1.8600	4100.0	91	20039	No
8	GOM_NL__2PRFIN20051230_002211_000000432043_00446_20039_6650.N1	30-DEC-2005 00:22:11	Dark	43.000	2	Alp Car	-0.73600	7000.0	86	20039	No
9	GOM_NL__2PRFIN20051230_002755_000000392043_00446_20039_6651.N1	30-DEC-2005 00:27:55	Straylight	39.000	108	Alp Col	2.6520	15200.	78	20039	No
10	GOM_NL__2PRFIN20051230_003234_000000412043_00446_20039_6652.N1	30-DEC-2005 00:32:34	Straylight	41.000	101	11Alp Lep	2.5820	7000.0	82	20039	No
11	GOM_NL__2PRFIN20051230_003526_000000472043_00446_20039_6653.N1	30-DEC-2005 00:35:26	Straylight	46.500	7	19Bet Ori	0.10000	14000.	93	20039	No
12	GOM_NL__2PRFIN20051230_003706_000000092043_00446_20039_6654.N1	30-DEC-2005 00:37:06	Straylight	9.0000	33	50Zet Ori	1.7660	30000.	18	20039	No
13	GOM_NL__2PRFIN20051230_003737_000000412043_00446_20039_6655.N1	30-DEC-2005 00:37:37	Straylight	41.000	72	34Del Ori	2.2500	30000.	82	20039	No
14	GOM_NL__2PRFIN20051230_003933_000000432043_00446_20039_6656.N1	30-DEC-2005 00:39:33	Tw_i_and_stray	43.000	27	24Gam Ori	1.6360	26000.	86	20039	No
15	GOM_NL__2PRFIN20051230_004237_000000522043_00446_20039_6657.N1	30-DEC-2005 00:42:37	Bright	52.000	13	87Alp Tau	0.86700	3800.0	104	20039	No
16	GOM_NL__2PRFIN20051230_004518_000000332043_00446_20039_6658.N1	30-DEC-2005 00:45:18	Bright	33.000	146	25Eta Tau	2.8730	15200.	66	20039	No
17	GOM_NL__2PRFIN20051230_004712_000000382043_00446_20039_6659.N1	30-DEC-2005 00:47:12	Bright	38.000	114	3Iot Aur	2.6930	4600.0	76	20039	No
18	GOM_NL__2PRFIN20051230_004927_000000342043_00446_20039_6660.N1	30-DEC-2005 00:49:27	Bright	34.000	149	45Eps Per	2.8880	30000.	68	20039	No
19	GOM_NL__2PRFIN20051230_005056_000000412043_00446_20039_6661.N1	30-DEC-2005 00:50:56	Bright	41.000	6	13Alp Aur	0.080000	3400.0	82	20039	No
20	GOM_NL__2PRFIN20051230_005232_000000372043_00446_20039_6662.N1	30-DEC-2005 00:52:32	Bright	36.500	35	33Alp Per	1.7950	6250.0	73	20039	No
21	GOM_NL__2PRFIN20051230_005349_000000362043_00446_20039_6663.N1	30-DEC-2005 00:53:49	Bright	35.500	160	23Gam Per	2.9300	4700.0	71	20039	No
22	GOM_NL__2PRFIN20051230_010303_000000352043_00446_20039_6664.N1	30-DEC-2005 01:03:03	Bright	35.000	49	1Alp UMi	1.9900	6300.0	70	20039	No
23	GOM_NL__2PRFIN20051230_011120_000000362043_00446_20039_6665.N1	30-DEC-2005 01:11:20	Bright	35.500	119	14Eta Dra	2.7270	4700.0	71	20039	No
24	GOM_NL__2PRFIN20051230_011323_000000352043_00446_20039_6666.N1	30-DEC-2005 01:13:23	Bright	35.000	130	23Bet Dra	2.7990	5800.0	70	20039	No
25	GOM_NL__2PRFIN20051230_011937_000000342043_00446_20039_6667.N1	30-DEC-2005 01:19:37	Bright	34.000	133	40Zet Her	2.8070	6000.0	68	20039	No
26	GOM_NL__2PRFIN20051230_012141_000000372043_00446_20039_6668.N1	30-DEC-2005 01:21:41	Bright	36.500	67	5Alp CrB	2.2210	11000.	73	20039	No
27	GOM_NL__2PRFIN20051230_012722_000000362043_00446_20039_6669.N1	30-DEC-2005 01:27:22	Bright	35.500	102	24Alp Ser	2.6000	4250.0	71	20039	No
28	GOM_NL__2PRFIN20051230_013222_000000552043_00446_20039_6670.N1	30-DEC-2005 01:32:22	Bright	55.000	104	27Bet Lib	2.6140	13100.	110	20039	No
29	GOM_NL__2PRFIN20051230_014312_000000412043_00446_20039_6671.N1	30-DEC-2005 01:43:12	Dark	40.500	78	Alp Lup	2.3040	28000.	81	20039	No
30	GOM_NL__2PRFIN20051230_014627_000000432043_00446_20039_6672.N1	30-DEC-2005 01:46:27	Dark	42.500	4	Alp1Cen	-0.010000	5800.0	85	20039	No
31	GOM_NL__2PRFIN20051230_015011_000000432043_00447_20040_6647.N1	30-DEC-2005 01:50:11	Dark	42.500	12	Alp1Cru	0.77500	30000.	85	20040	No
32	GOM_NL__2PRFIN20051230_015533_000000462043_00447_20040_6648.N1	30-DEC-2005 01:55:33	Dark	45.500	29	Bet Car	1.6720	10200.	91	20040	No
33	GOM_NL__2PRFIN20051230_015651_000000112043_00447_20040_6649.N1	30-DEC-2005 01:56:51	Dark	11.000	71	Iot Car	2.2460	7700.0	22	20040	No
34	GOM_NL__2PRFIN20051230_015829_000000512043_00447_20040_6650.N1	30-DEC-2005 01:58:29	Dark	50.500	41	Eps Car	1.8600	4100.0	101	20040	No
35	GOM_NL__2PRFIN20051230_020247_000000452043_00447_20040_6651.N1	30-DEC-2005 02:02:47	Dark	44.500	2	Alp Car	-0.73600	7000.0	89	20040	No
36	GOM_NL__2PRFIN20051230_020831_000000392043_00447_20040_6652.N1	30-DEC-2005 02:08:31	Straylight	38.500	108	Alp Col	2.6520	15200.	77	20040	No
37	GOM_NL__2PRFIN20051230_021310_000000422043_00447_20040_6653.N1	30-DEC-2005 02:13:10	Straylight	42.000	101	11Alp Lep	2.5820	7000.0	84	20040	No
38	GOM_NL__2PRFIN20051230_021602_000000482043_00447_20040_6654.N1	30-DEC-2005 02:16:02	Straylight	47.500	7	19Bet Ori	0.10000	14000.	95	20040	No
39	GOM_NL__2PRFIN20051230_021756_000000412043_00447_20040_6655.N1	30-DEC-2005 02:17:56	Straylight	40.500	30	46Eps Ori	1.6940	30000.	81	20040	No
40	GOM_NL__2PRFIN20051230_022009_000000432043_00447_20040_6656.N1	30-DEC-2005 02:20:09	Tw_i_and_stray	42.500	27	24Gam Ori	1.6360	26000.	85	20040	No
41	GOM_NL__2PRFIN20051230_022313_000000442043_00447_20040_6657.N1	30-DEC-2005 02:23:13	Bright	43.500	13	87Alp Tau	0.86700	3800.0	87	20040	No
42	GOM_NL__2PRFIN20051230_022748_000000382043_00447_20040_6658.N1	30-DEC-2005 02:27:48	Bright	38.000	114	3Iot Aur	2.6930	4600.0	76	20040	No

43	GOM_NL__2PRFIN20051230_023003_000000332043_00447_20040_6659.N1	30-DEC-2005 02:30:03	Bright	33.000	149	45Eps Per	2.8880	30000.	66	20040	No
44	GOM_NL__2PRFIN20051230_023131_000000422043_00447_20040_6660.N1	30-DEC-2005 02:31:31	Bright	41.500	6	13Alp Aur	0.080000	3400.0	83	20040	No
45	GOM_NL__2PRFIN20051230_023309_000000352043_00447_20040_6661.N1	30-DEC-2005 02:33:09	Bright	35.000	35	33Alp Per	1.7950	6250.0	70	20040	No
46	GOM_NL__2PRFIN20051230_023425_000000382043_00447_20040_6662.N1	30-DEC-2005 02:34:25	Bright	38.000	160	23Gam Per	2.9300	4700.0	76	20040	No
47	GOM_NL__2PRFIN20051230_024339_000000342043_00447_20040_6663.N1	30-DEC-2005 02:43:39	Bright	33.500	49	1Alp UMi	1.9900	6300.0	67	20040	No
48	GOM_NL__2PRFIN20051230_025156_000000362043_00447_20040_6664.N1	30-DEC-2005 02:51:56	Bright	36.000	119	14Eta Dra	2.7270	4700.0	72	20040	No
49	GOM_NL__2PRFIN20051230_025359_000000362043_00447_20040_6665.N1	30-DEC-2005 02:53:59	Bright	36.000	130	23Bet Dra	2.7990	5800.0	72	20040	No
50	GOM_NL__2PRFIN20051230_030013_000000342043_00447_20040_6666.N1	30-DEC-2005 03:00:13	Bright	33.500	133	40Zet Her	2.8070	6000.0	67	20040	No
51	GOM_NL__2PRFIN20051230_030217_000000362043_00447_20040_6667.N1	30-DEC-2005 03:02:17	Bright	35.500	67	5Alp CrB	2.2210	11000.	71	20040	No
52	GOM_NL__2PRFIN20051230_030759_000000352043_00447_20040_6668.N1	30-DEC-2005 03:07:59	Bright	35.000	102	24Alp Ser	2.6000	4250.0	70	20040	No
53	GOM_NL__2PRFIN20051230_031258_000000362043_00447_20040_6669.N1	30-DEC-2005 03:12:58	Bright	36.000	104	27Bet Lib	2.6140	13100.	72	20040	No
54	GOM_NL__2PRFIN20051230_032105_000000372043_00447_20040_6670.N1	30-DEC-2005 03:21:05	Twilight	36.500	131	Gam Lup	2.8000	26000.	73	20040	No
55	GOM_NL__2PRFIN20051230_032220_000000382043_00447_20040_6671.N1	30-DEC-2005 03:22:20	Dark	37.500	109	Bet Lup	2.6770	26000.	75	20040	No
56	GOM_NL__2PRFIN20051230_032348_000000392043_00447_20040_6672.N1	30-DEC-2005 03:23:48	Dark	38.500	78	Alp Lup	2.3040	28000.	77	20040	No
57	GOM_NL__2PRFIN20051230_032512_000000402043_00447_20040_6673.N1	30-DEC-2005 03:25:12	Dark	40.000	95	Zet Cen	2.5450	26000.	80	20040	No
58	GOM_NL__2PRFIN20051230_032703_000000522043_00447_20040_6674.N1	30-DEC-2005 03:27:03	Dark	52.000	4	Alp1Cen	-0.010000	5800.0	104	20040	No
59	GOM_NL__2PRFIN20051230_033048_000000402043_00448_20041_6649.N1	30-DEC-2005 03:30:48	Dark	40.000	12	Alp1Cru	0.77500	30000.	80	20041	No
60	GOM_NL__2PRFIN20051230_033609_000000412043_00448_20041_6650.N1	30-DEC-2005 03:36:09	Dark	40.500	29	Bet Car	1.6720	10200.	81	20041	No
61	GOM_NL__2PRFIN20051230_033728_000000112043_00448_20041_6651.N1	30-DEC-2005 03:37:28	Dark	11.000	71	lot Car	2.2460	7700.0	22	20041	No
62	GOM_NL__2PRFIN20051230_033906_000000442043_00448_20041_6652.N1	30-DEC-2005 03:39:06	Dark	44.000	41	Eps Car	1.8600	4100.0	88	20041	No
63	GOM_NL__2PRFIN20051230_034324_000000532043_00448_20041_6653.N1	30-DEC-2005 03:43:24	Dark	53.000	2	Alp Car	-0.73600	7000.0	106	20041	No
64	GOM_NL__2PRFIN20051230_034907_000000402043_00448_20041_6654.N1	30-DEC-2005 03:49:07	Straylight	39.500	108	Alp Col	2.6520	15200.	79	20041	No
65	GOM_NL__2PRFIN20051230_035346_000000412043_00448_20041_6655.N1	30-DEC-2005 03:53:46	Straylight	40.500	101	11Alp Lep	2.5820	7000.0	81	20041	No
66	GOM_NL__2PRFIN20051230_035638_000000482043_00448_20041_6656.N1	30-DEC-2005 03:56:38	Straylight	48.000	7	19Bet Ori	0.10000	14000.	96	20041	No
67	GOM_NL__2PRFIN20051230_035832_000000442043_00448_20041_6657.N1	30-DEC-2005 03:58:32	Straylight	43.500	30	46Eps Ori	1.6940	30000.	87	20041	No
68	GOM_NL__2PRFIN20051230_040045_000000432043_00448_20041_6658.N1	30-DEC-2005 04:00:45	Twilight	42.500	27	24Gam Ori	1.6360	26000.	85	20041	No
69	GOM_NL__2PRFIN20051230_040349_000000482043_00448_20041_6659.N1	30-DEC-2005 04:03:49	Bright	48.000	13	87Alp Tau	0.86700	3800.0	96	20041	No
70	GOM_NL__2PRFIN20051230_040824_000000372043_00448_20041_6660.N1	30-DEC-2005 04:08:24	Bright	37.000	114	3lot Aur	2.6930	4600.0	74	20041	No
71	GOM_NL__2PRFIN20051230_041039_000000342043_00448_20041_6661.N1	30-DEC-2005 04:10:39	Bright	34.000	149	45Eps Per	2.8880	30000.	68	20041	No
72	GOM_NL__2PRFIN20051230_041207_000000402043_00448_20041_6662.N1	30-DEC-2005 04:12:07	Bright	39.500	6	13Alp Aur	0.080000	3400.0	79	20041	No
73	GOM_NL__2PRFIN20051230_041345_000000362043_00448_20041_6663.N1	30-DEC-2005 04:13:45	Bright	36.000	35	33Alp Per	1.7950	6250.0	72	20041	No
74	GOM_NL__2PRFIN20051230_041501_000000362043_00448_20041_6664.N1	30-DEC-2005 04:15:01	Bright	35.500	160	23Gam Per	2.9300	4700.0	71	20041	No
75	GOM_NL__2PRFIN20051230_042415_000000372043_00448_20041_6665.N1	30-DEC-2005 04:24:15	Bright	36.500	49	1Alp UMi	1.9900	6300.0	73	20041	No
76	GOM_NL__2PRFIN20051230_043232_000000372043_00448_20041_6666.N1	30-DEC-2005 04:32:32	Bright	37.000	119	14Eta Dra	2.7270	4700.0	74	20041	No
77	GOM_NL__2PRFIN20051230_043435_000000332043_00448_20041_6667.N1	30-DEC-2005 04:34:35	Bright	32.500	130	23Bet Dra	2.7990	5800.0	65	20041	No
78	GOM_NL__2PRFIN20051230_044049_000000342043_00448_20041_6668.N1	30-DEC-2005 04:40:49	Bright	33.500	133	40Zet Her	2.8070	6000.0	67	20041	No
79	GOM_NL__2PRFIN20051230_044253_000000542043_00448_20041_6669.N1	30-DEC-2005 04:42:53	Bright	54.000	67	5Alp CrB	2.2210	11000.	108	20041	No
80	GOM_NL__2PRFIN20051230_044835_000000362043_00448_20041_6670.N1	30-DEC-2005 04:48:35	Bright	35.500	102	24Alp Ser	2.6000	4250.0	71	20041	No
81	GOM_NL__2PRFIN20051230_045335_000000362043_00448_20041_6671.N1	30-DEC-2005 04:53:35	Bright	36.000	104	27Bet Lib	2.6140	13100.	72	20041	No
82	GOM_NL__2PRFIN20051230_050141_000000392043_00448_20041_6672.N1	30-DEC-2005 05:01:41	Twilight	39.000	131	Gam Lup	2.8000	26000.	78	20041	No
83	GOM_NL__2PRFIN20051230_050257_000000382043_00448_20041_6673.N1	30-DEC-2005 05:02:57	Dark	37.500	109	Bet Lup	2.6770	26000.	75	20041	No
84	GOM_NL__2PRFIN20051230_050424_000000382043_00448_20041_6674.N1	30-DEC-2005 05:04:24	Dark	38.000	78	Alp Lup	2.3040	28000.	76	20041	No
85	GOM_NL__2PRFIN20051230_050549_000000392043_00448_20041_6675.N1	30-DEC-2005 05:05:49	Dark	38.500	95	Zet Cen	2.5450	26000.	77	20041	No
86	GOM_NL__2PRFIN20051230_050739_000000522043_00448_20041_6676.N1	30-DEC-2005 05:07:39	Dark	52.000	4	Alp1Cen	-0.010000	5800.0	104	20041	No
87	GOM_NL__2PRFIN20051230_051124_000000492043_00449_20042_7069.N1	30-DEC-2005 05:11:24	Dark	49.000	12	Alp1Cru	0.77500	30000.	98	20042	No
88	GOM_NL__2PRFIN20051230_051646_000000422043_00449_20042_7070.N1	30-DEC-2005 05:16:46	Dark	42.000	29	Bet Car	1.6720	10200.	84	20042	No
89	GOM_NL__2PRFIN20051230_051805_000000132043_00449_20042_7071.N1	30-DEC-2005 05:18:05	Dark	13.000	71	lot Car	2.2460	7700.0	26	20042	No
90	GOM_NL__2PRFIN20051230_051942_000000452043_00449_20042_7072.N1	30-DEC-2005 05:19:42	Dark	45.000	41	Eps Car	1.8600	4100.0	90	20042	No
91	GOM_NL__2PRFIN20051230_052400_000000532043_00449_20042_7073.N1	30-DEC-2005 05:24:00	Dark	52.500	2	Alp Car	-0.73600	7000.0	105	20042	No
92	GOM_NL__2PRFIN20051230_052944_000000382043_00449_20042_7074.N1	30-DEC-2005 05:29:44	Straylight	38.000	108	Alp Col	2.6520	15200.	76	20042	No
93	GOM_NL__2PRFIN20051230_053422_000000402043_00449_20042_7075.N1	30-DEC-2005 05:34:22	Straylight	40.000	101	11Alp Lep	2.5820	7000.0	80	20042	No
94	GOM_NL__2PRFIN20051230_053714_000000502043_00449_20042_7076.N1	30-DEC-2005 05:37:14	Straylight	50.000	7	19Bet Ori	0.10000	14000.	100	20042	No
95	GOM_NL__2PRFIN20051230_053908_000000422043_00449_20042_7077.N1	30-DEC-2005 05:39:08	Straylight	42.000	30	46Eps Ori	1.6940	30000.	84	20042	No
96	GOM_NL__2PRFIN20051230_054121_000000422043_00449_20042_7078.N1	30-DEC-2005 05:41:21	Twilight	41.500	27	24Gam Ori	1.6360	26000.	83	20042	No
97	GOM_NL__2PRFIN20051230_054425_000000522043_00449_20042_7079.N1	30-DEC-2005 05:44:25	Bright	52.000	13	87Alp Tau	0.86700	3800.0	104	20042	No
98	GOM_NL__2PRFIN20051230_054900_000000382043_00449_20042_7080.N1	30-DEC-2005 05:49:00	Bright	37.500	114	3lot Aur	2.6930	4600.0	75	20042	No
99	GOM_NL__2PRFIN20051230_055115_000000352043_00449_20042_7081.N1	30-DEC-2005 05:51:15	Bright	35.000	149	45Eps Per	2.8880	30000.	70	20042	No
100	GOM_NL__2PRFIN20051230_055243_000000432043_00449_20042_7082.N1	30-DEC-2005 05:52:43	Bright	43.000	6	13Alp Aur	0.080000	3400.0	86	20042	No
101	GOM_NL__2PRFIN20051230_055421_000000362043_00449_20042_7083.N1	30-DEC-2005 05:54:21	Bright	35.500	35	33Alp Per	1.7950	6250.0	71	20042	No

102	GOM_NL__2PRFIN20051230_055538_000000352043_00449_20042_7084.N1	30-DEC-2005 05:55:38	Bright	35.000	160	23Gam Per	2.9300	4700.0	70	20042	No
103	GOM_NL__2PRFIN20051230_060451_000000372043_00449_20042_7085.N1	30-DEC-2005 06:04:51	Bright	36.500	49	1Alp UMi	1.9900	6300.0	73	20042	No
104	GOM_NL__2PRFIN20051230_061308_000000362043_00449_20042_7086.N1	30-DEC-2005 06:13:08	Bright	36.000	119	14Eta Dra	2.7270	4700.0	72	20042	No
105	GOM_NL__2PRFIN20051230_061512_000000362043_00449_20042_7087.N1	30-DEC-2005 06:15:12	Bright	36.000	130	23Bet Dra	2.7990	5800.0	72	20042	No
106	GOM_NL__2PRFIN20051230_062126_000000512043_00449_20042_7088.N1	30-DEC-2005 06:21:26	Bright	51.000	133	40Zet Her	2.8070	6000.0	102	20042	No
107	GOM_NL__2PRFIN20051230_062329_000000362043_00449_20042_7089.N1	30-DEC-2005 06:23:29	Bright	35.500	67	5Alp CrB	2.2210	11000.	71	20042	No
108	GOM_NL__2PRFIN20051230_062911_000000362043_00449_20042_7090.N1	30-DEC-2005 06:29:11	Bright	35.500	102	24Alp Ser	2.6000	4250.0	71	20042	No
109	GOM_NL__2PRFIN20051230_063411_000000382043_00449_20042_7091.N1	30-DEC-2005 06:34:11	Bright	38.000	104	27Bet Lib	2.6140	13100.	76	20042	No
110	GOM_NL__2PRFIN20051230_064218_000000372043_00449_20042_7092.N1	30-DEC-2005 06:42:18	Twilight	37.000	131	Gam Lup	2.8000	26000.	74	20042	No
111	GOM_NL__2PRFIN20051230_064333_000000392043_00449_20042_7093.N1	30-DEC-2005 06:43:33	Dark	39.000	109	Bet Lup	2.6770	26000.	78	20042	No
112	GOM_NL__2PRFIN20051230_064501_000000412043_00449_20042_7094.N1	30-DEC-2005 06:45:01	Dark	41.000	78	Alp Lup	2.3040	28000.	82	20042	No
113	GOM_NL__2PRFIN20051230_064626_000000382043_00449_20042_7095.N1	30-DEC-2005 06:46:26	Dark	37.500	95	Zet Cen	2.5450	26000.	75	20042	No
114	GOM_NL__2PRFIN20051230_064816_000000522043_00449_20042_7096.N1	30-DEC-2005 06:48:16	Dark	52.000	4	Alp1Cen	-0.010000	5800.0	104	20042	No
115	GOM_NL__2PRFIN20051230_065201_000000422043_00450_20043_7070.N1	30-DEC-2005 06:52:01	Dark	41.500	12	Alp1Cru	0.77500	30000.	83	20043	No
116	GOM_NL__2PRFIN20051230_065722_000000382043_00450_20043_7071.N1	30-DEC-2005 06:57:22	Dark	38.000	29	Bet Car	1.6720	10200.	76	20043	No
117	GOM_NL__2PRFIN20051230_065841_000000132043_00450_20043_7072.N1	30-DEC-2005 06:58:41	Dark	13.000	71	lot Car	2.2460	7700.0	26	20043	No
118	GOM_NL__2PRFIN20051230_070019_000000472043_00450_20043_7073.N1	30-DEC-2005 07:00:19	Dark	46.500	41	Eps Car	1.8600	4100.0	93	20043	No
119	GOM_NL__2PRFIN20051230_070436_000000442043_00450_20043_7074.N1	30-DEC-2005 07:04:36	Dark	44.000	2	Alp Car	-0.73600	7000.0	88	20043	No
120	GOM_NL__2PRFIN20051230_071020_000000392043_00450_20043_7075.N1	30-DEC-2005 07:10:20	Straylight	38.500	108	Alp Col	2.6520	15200.	77	20043	No
121	GOM_NL__2PRFIN20051230_071458_000000412043_00450_20043_7076.N1	30-DEC-2005 07:14:58	Straylight	41.000	101	11Alp Lep	2.5820	7000.0	82	20043	No
122	GOM_NL__2PRFIN20051230_071751_000000502043_00450_20043_7077.N1	30-DEC-2005 07:17:51	Straylight	50.000	7	19Bet Ori	0.10000	14000.	100	20043	No
123	GOM_NL__2PRFIN20051230_071944_000000442043_00450_20043_7078.N1	30-DEC-2005 07:19:44	Straylight	44.000	30	46Eps Ori	1.6940	30000.	88	20043	No
124	GOM_NL__2PRFIN20051230_072157_000000412043_00450_20043_7079.N1	30-DEC-2005 07:21:57	Tw_i_and_stray	40.500	27	24Gam Ori	1.6360	26000.	81	20043	No
125	GOM_NL__2PRFIN20051230_072502_000000442043_00450_20043_7080.N1	30-DEC-2005 07:25:02	Bright	43.500	13	87Alp Tau	0.86700	3800.0	87	20043	No
126	GOM_NL__2PRFIN20051230_072936_000000392043_00450_20043_7081.N1	30-DEC-2005 07:29:36	Bright	38.500	114	3lot Aur	2.6930	4600.0	77	20043	No
127	GOM_NL__2PRFIN20051230_073151_000000332043_00450_20043_7082.N1	30-DEC-2005 07:31:51	Bright	33.000	149	45Eps Per	2.8880	30000.	66	20043	No
128	GOM_NL__2PRFIN20051230_073319_000000422043_00450_20043_7083.N1	30-DEC-2005 07:33:19	Bright	42.000	6	13Alp Aur	0.080000	3400.0	84	20043	No
129	GOM_NL__2PRFIN20051230_073457_000000382043_00450_20043_7084.N1	30-DEC-2005 07:34:57	Bright	37.500	35	33Alp Per	1.7950	6250.0	75	20043	No
130	GOM_NL__2PRFIN20051230_073614_000000372043_00450_20043_7085.N1	30-DEC-2005 07:36:14	Bright	36.500	160	23Gam Per	2.9300	4700.0	73	20043	No
131	GOM_NL__2PRFIN20051230_074527_000000362043_00450_20043_7086.N1	30-DEC-2005 07:45:27	Bright	36.000	49	1Alp UMi	1.9900	6300.0	72	20043	No
132	GOM_NL__2PRFIN20051230_075344_000000362043_00450_20043_7087.N1	30-DEC-2005 07:53:44	Bright	35.500	119	14Eta Dra	2.7270	4700.0	71	20043	No
133	GOM_NL__2PRFIN20051230_075548_000000352043_00450_20043_7088.N1	30-DEC-2005 07:55:48	Bright	35.000	130	23Bet Dra	2.7990	5800.0	70	20043	No
134	GOM_NL__2PRFIN20051230_080202_000000342043_00450_20043_7089.N1	30-DEC-2005 08:02:02	Bright	34.000	133	40Zet Her	2.8070	6000.0	68	20043	No
135	GOM_NL__2PRFIN20051230_080405_000000542043_00450_20043_7090.N1	30-DEC-2005 08:04:05	Bright	54.000	67	5Alp CrB	2.2210	11000.	108	20043	No
136	GOM_NL__2PRFIN20051230_080947_000000342043_00450_20043_7091.N1	30-DEC-2005 08:09:47	Bright	34.000	102	24Alp Ser	2.6000	4250.0	68	20043	No
137	GOM_NL__2PRFIN20051230_081448_000000372043_00450_20043_7092.N1	30-DEC-2005 08:14:48	Bright	36.500	104	27Bet Lib	2.6140	13100.	73	20043	No
138	GOM_NL__2PRFIN20051230_082254_000000402043_00450_20043_7093.N1	30-DEC-2005 08:22:54	Twilight	39.500	131	Gam Lup	2.8000	26000.	79	20043	No
139	GOM_NL__2PRFIN20051230_082410_000000392043_00450_20043_7094.N1	30-DEC-2005 08:24:10	Dark	39.000	109	Bet Lup	2.6770	26000.	78	20043	No
140	GOM_NL__2PRFIN20051230_082537_000000392043_00450_20043_7095.N1	30-DEC-2005 08:25:37	Dark	38.500	78	Alp Lup	2.3040	28000.	77	20043	No
141	GOM_NL__2PRFIN20051230_082702_000000402043_00450_20043_7096.N1	30-DEC-2005 08:27:02	Dark	39.500	95	Zet Cen	2.5450	26000.	79	20043	No
142	GOM_NL__2PRFIN20051230_082852_000000412043_00450_20043_7097.N1	30-DEC-2005 08:28:52	Dark	41.000	4	Alp1Cen	-0.010000	5800.0	82	20043	No
143	GOM_NL__2PRFIN20051230_083237_000000392043_00451_20044_7071.N1	30-DEC-2005 08:32:37	Dark	39.000	12	Alp1Cru	0.77500	30000.	78	20044	No
144	GOM_NL__2PRFIN20051230_083759_000000382043_00451_20044_7072.N1	30-DEC-2005 08:37:59	Dark	37.500	29	Bet Car	1.6720	10200.	75	20044	No
145	GOM_NL__2PRFIN20051230_083918_000000152043_00451_20044_7073.N1	30-DEC-2005 08:39:18	Dark	15.000	71	lot Car	2.2460	7700.0	30	20044	No
146	GOM_NL__2PRFIN20051230_084055_000000522043_00451_20044_7074.N1	30-DEC-2005 08:40:55	Dark	52.000	41	Eps Car	1.8600	4100.0	104	20044	No
147	GOM_NL__2PRFIN20051230_084512_000000512043_00451_20044_7075.N1	30-DEC-2005 08:45:12	Dark	51.000	2	Alp Car	-0.73600	7000.0	102	20044	No
148	GOM_NL__2PRFIN20051230_085056_000000412043_00451_20044_7076.N1	30-DEC-2005 08:50:56	Straylight	40.500	108	Alp Col	2.6520	15200.	81	20044	No
149	GOM_NL__2PRFIN20051230_085534_000000402043_00451_20044_7077.N1	30-DEC-2005 08:55:34	Straylight	40.000	101	11Alp Lep	2.5820	7000.0	80	20044	No
150	GOM_NL__2PRFIN20051230_085827_000000472043_00451_20044_7078.N1	30-DEC-2005 08:58:27	Straylight	47.000	7	19Bet Ori	0.10000	14000.	94	20044	No
151	GOM_NL__2PRFIN20051230_090020_000000432043_00451_20044_7079.N1	30-DEC-2005 09:00:20	Straylight	43.000	30	46Eps Ori	1.6940	30000.	86	20044	No
152	GOM_NL__2PRFIN20051230_090233_000000402043_00451_20044_7080.N1	30-DEC-2005 09:02:33	Tw_i_and_stray	39.500	27	24Gam Ori	1.6360	26000.	79	20044	No
153	GOM_NL__2PRFIN20051230_090537_000000442043_00451_20044_7081.N1	30-DEC-2005 09:05:37	Bright	43.500	13	87Alp Tau	0.86700	3800.0	87	20044	No
154	GOM_NL__2PRFIN20051230_091012_000000382043_00451_20044_7082.N1	30-DEC-2005 09:10:12	Bright	37.500	114	3lot Aur	2.6930	4600.0	75	20044	No
155	GOM_NL__2PRFIN20051230_091227_000000352043_00451_20044_7083.N1	30-DEC-2005 09:12:27	Bright	34.500	149	45Eps Per	2.8880	30000.	69	20044	No
156	GOM_NL__2PRFIN20051230_091355_000000432043_00451_20044_7084.N1	30-DEC-2005 09:13:55	Bright	42.500	6	13Alp Aur	0.080000	3400.0	85	20044	No
157	GOM_NL__2PRFIN20051230_091534_000000352043_00451_20044_7085.N1	30-DEC-2005 09:15:34	Bright	34.500	35	33Alp Per	1.7950	6250.0	69	20044	No
158	GOM_NL__2PRFIN20051230_091650_000000342043_00451_20044_7086.N1	30-DEC-2005 09:16:50	Bright	34.000	160	23Gam Per	2.9300	4700.0	68	20044	No
159	GOM_NL__2PRFIN20051230_092603_000000342043_00451_20044_7087.N1	30-DEC-2005 09:26:03	Bright	33.500	49	1Alp UMi	1.9900	6300.0	67	20044	No
160	GOM_NL__2PRFIN20051230_093420_000000362043_00451_20044_7088.N1	30-DEC-2005 09:34:20	Bright	35.500	119	14Eta Dra	2.7270	4700.0	71	20044	No

161	GOM_NL__2PRFIN20051230_093624_000000372043_00451_20044_7089.N1	30-DEC-2005 09:36:24	Bright	36.500	130	23Bet Dra	2.7990	5800.0	73	20044	No
162	GOM_NL__2PRFIN20051230_094238_000000512043_00451_20044_7090.N1	30-DEC-2005 09:42:38	Bright	51.000	133	40Zet Her	2.8070	6000.0	102	20044	No
163	GOM_NL__2PRFIN20051230_094441_000000542043_00451_20044_7091.N1	30-DEC-2005 09:44:41	Bright	54.000	67	5Alp CrB	2.2210	11000.	108	20044	No
164	GOM_NL__2PRFIN20051230_095024_000000352043_00451_20044_7092.N1	30-DEC-2005 09:50:24	Bright	35.000	102	24Alp Ser	2.6000	4250.0	70	20044	No
165	GOM_NL__2PRFIN20051230_095524_000000552043_00451_20044_7093.N1	30-DEC-2005 09:55:24	Bright	55.000	104	27Bet Lib	2.6140	13100.	110	20044	No
166	GOM_NL__2PRFIN20051230_100330_000000372043_00451_20044_7094.N1	30-DEC-2005 10:03:30	Twilight	37.000	131	Gam Lup	2.8000	26000.	74	20044	No
167	GOM_NL__2PRFIN20051230_100446_000000392043_00451_20044_7095.N1	30-DEC-2005 10:04:46	Dark	38.500	109	Bet Lup	2.6770	26000.	77	20044	No
168	GOM_NL__2PRFIN20051230_100614_000000402043_00451_20044_7096.N1	30-DEC-2005 10:06:14	Dark	39.500	78	Alp Lup	2.3040	28000.	79	20044	No
169	GOM_NL__2PRFIN20051230_100739_000000402043_00451_20044_7097.N1	30-DEC-2005 10:07:39	Dark	40.000	95	Zet Cen	2.5450	26000.	80	20044	No
170	GOM_NL__2PRFIN20051230_100928_000000522043_00451_20044_7098.N1	30-DEC-2005 10:09:28	Dark	52.000	4	Alp1Cen	-0.010000	5800.0	104	20044	No
171	GOM_NL__2PRFIN20051230_101314_000000402043_00452_20045_7073.N1	30-DEC-2005 10:13:14	Dark	40.000	12	Alp1Cru	0.77500	30000.	80	20045	No
172	GOM_NL__2PRFIN20051230_101835_000000382043_00452_20045_7074.N1	30-DEC-2005 10:18:35	Dark	38.000	29	Bet Car	1.6720	10200.	76	20045	No
173	GOM_NL__2PRFIN20051230_101954_000000152043_00452_20045_7075.N1	30-DEC-2005 10:19:54	Dark	15.000	71	Iot Car	2.2460	7700.0	30	20045	No
174	GOM_NL__2PRFIN20051230_102131_000000512043_00452_20045_7076.N1	30-DEC-2005 10:21:31	Dark	51.000	41	Eps Car	1.8600	4100.0	102	20045	No
175	GOM_NL__2PRFIN20051230_102548_000000472043_00452_20045_7077.N1	30-DEC-2005 10:25:48	Dark	47.000	2	Alp Car	-0.73600	7000.0	94	20045	No
176	GOM_NL__2PRFIN20051230_103132_000000402043_00452_20045_7078.N1	30-DEC-2005 10:31:32	Straylight	39.500	108	Alp Col	2.6520	15200.	79	20045	No
177	GOM_NL__2PRFIN20051230_103610_000000402043_00452_20045_7079.N1	30-DEC-2005 10:36:10	Straylight	40.000	101	11Alp Lep	2.5820	7000.0	80	20045	No
178	GOM_NL__2PRFIN20051230_103903_000000502043_00452_20045_7080.N1	30-DEC-2005 10:39:03	Straylight	50.000	7	19Bet Ori	0.10000	14000.	100	20045	No
179	GOM_NL__2PRFIN20051230_104056_000000422043_00452_20045_7081.N1	30-DEC-2005 10:40:56	Straylight	42.000	30	46Eps Ori	1.6940	30000.	84	20045	No
180	GOM_NL__2PRFIN20051230_104309_000000432043_00452_20045_7082.N1	30-DEC-2005 10:43:09	Twi_and_stray	43.000	27	24Gam Ori	1.6360	26000.	86	20045	No
181	GOM_NL__2PRFIN20051230_104613_000000462043_00452_20045_7083.N1	30-DEC-2005 10:46:13	Bright	45.500	13	87Alp Tau	0.86700	3800.0	91	20045	No
182	GOM_NL__2PRFIN20051230_105048_000000382043_00452_20045_7084.N1	30-DEC-2005 10:50:48	Bright	38.000	114	3Iot Aur	2.6930	4600.0	76	20045	No
183	GOM_NL__2PRFIN20051230_105303_000000352043_00452_20045_7085.N1	30-DEC-2005 10:53:03	Bright	34.500	149	45Eps Per	2.8880	30000.	69	20045	No
184	GOM_NL__2PRFIN20051230_105430_000000412043_00452_20045_7086.N1	30-DEC-2005 10:54:30	Bright	41.000	6	13Alp Aur	0.080000	3400.0	82	20045	No
185	GOM_NL__2PRFIN20051230_105610_000000372043_00452_20045_7087.N1	30-DEC-2005 10:56:10	Bright	36.500	35	33Alp Per	1.7950	6250.0	73	20045	No
186	GOM_NL__2PRFIN20051230_105726_000000362043_00452_20045_7088.N1	30-DEC-2005 10:57:26	Bright	35.500	160	23Gam Per	2.9300	4700.0	71	20045	No
187	GOM_NL__2PRFIN20051230_110639_000000362043_00452_20045_7089.N1	30-DEC-2005 11:06:39	Bright	36.000	49	1Alp UMi	1.9900	6300.0	72	20045	No
188	GOM_NL__2PRFIN20051230_111456_000000342043_00452_20045_7090.N1	30-DEC-2005 11:14:56	Bright	33.500	119	14Eta Dra	2.7270	4700.0	67	20045	No
189	GOM_NL__2PRFIN20051230_111700_000000342043_00452_20045_7091.N1	30-DEC-2005 11:17:00	Bright	34.000	130	23Bet Dra	2.7990	5800.0	68	20045	No
190	GOM_NL__2PRFIN20051230_112314_000000342043_00452_20045_7092.N1	30-DEC-2005 11:23:14	Bright	34.000	133	40Zet Her	2.8070	6000.0	68	20045	No
191	GOM_NL__2PRFIN20051230_112517_000000352043_00452_20045_7093.N1	30-DEC-2005 11:25:17	Bright	35.000	67	5Alp CrB	2.2210	11000.	70	20045	No
192	GOM_NL__2PRFIN20051230_113100_000000352043_00452_20045_7094.N1	30-DEC-2005 11:31:00	Bright	34.500	102	24Alp Ser	2.6000	4250.0	69	20045	No
193	GOM_NL__2PRFIN20051230_113600_000000372043_00452_20045_7095.N1	30-DEC-2005 11:36:00	Bright	36.500	104	27Bet Lib	2.6140	13100.	73	20045	No
194	GOM_NL__2PRFIN20051230_114406_000000372043_00452_20045_7096.N1	30-DEC-2005 11:44:06	Twilight	36.500	131	Gam Lup	2.8000	26000.	73	20045	No
195	GOM_NL__2PRFIN20051230_114522_000000382043_00452_20045_7097.N1	30-DEC-2005 11:45:22	Dark	37.500	109	Bet Lup	2.6770	26000.	75	20045	No
196	GOM_NL__2PRFIN20051230_114650_000000382043_00452_20045_7098.N1	30-DEC-2005 11:46:50	Dark	38.000	78	Alp Lup	2.3040	28000.	76	20045	No
197	GOM_NL__2PRFIN20051230_114815_000000392043_00452_20045_7099.N1	30-DEC-2005 11:48:15	Dark	39.000	95	Zet Cen	2.5450	26000.	78	20045	No
198	GOM_NL__2PRFIN20051230_115004_000000522043_00452_20045_7100.N1	30-DEC-2005 11:50:04	Dark	51.500	4	Alp1Cen	-0.010000	5800.0	103	20045	No
199	GOM_NL__2PRFIN20051230_115350_000000452043_00453_20046_7074.N1	30-DEC-2005 11:53:50	Dark	45.000	12	Alp1Cru	0.77500	30000.	90	20046	No
200	GOM_NL__2PRFIN20051230_115911_000000392043_00453_20046_7075.N1	30-DEC-2005 11:59:11	Dark	39.000	29	Bet Car	1.6720	10200.	78	20046	No
201	GOM_NL__2PRFIN20051230_120030_000000172043_00453_20046_7076.N1	30-DEC-2005 12:00:30	Dark	17.000	71	Iot Car	2.2460	7700.0	34	20046	No
202	GOM_NL__2PRFIN20051230_120208_000000432043_00453_20046_7077.N1	30-DEC-2005 12:02:08	Dark	42.500	41	Eps Car	1.8600	4100.0	85	20046	No
203	GOM_NL__2PRFIN20051230_120625_000000532043_00453_20046_7078.N1	30-DEC-2005 12:06:25	Dark	52.500	2	Alp Car	-0.73600	7000.0	105	20046	No
204	GOM_NL__2PRFIN20051230_121208_000000392043_00453_20046_7079.N1	30-DEC-2005 12:12:08	Straylight	38.500	108	Alp Col	2.6520	15200.	77	20046	No
205	GOM_NL__2PRFIN20051230_121646_000000412043_00453_20046_7080.N1	30-DEC-2005 12:16:46	Straylight	40.500	101	11Alp Lep	2.5820	7000.0	81	20046	No
206	GOM_NL__2PRFIN20051230_121939_000000472043_00453_20046_7081.N1	30-DEC-2005 12:19:39	Straylight	46.500	7	19Bet Ori	0.10000	14000.	93	20046	No
207	GOM_NL__2PRFIN20051230_122132_000000442043_00453_20046_7082.N1	30-DEC-2005 12:21:32	Straylight	44.000	30	46Eps Ori	1.6940	30000.	88	20046	No
208	GOM_NL__2PRFIN20051230_122344_000000402043_00453_20046_7083.N1	30-DEC-2005 12:23:44	Twi_and_stray	39.500	27	24Gam Ori	1.6360	26000.	79	20046	No
209	GOM_NL__2PRFIN20051230_122649_000000482043_00453_20046_7084.N1	30-DEC-2005 12:26:49	Bright	47.500	13	87Alp Tau	0.86700	3800.0	95	20046	No
210	GOM_NL__2PRFIN20051230_123124_000000372043_00453_20046_7085.N1	30-DEC-2005 12:31:24	Bright	37.000	114	3Iot Aur	2.6930	4600.0	74	20046	No
211	GOM_NL__2PRFIN20051230_123339_000000352043_00453_20046_7086.N1	30-DEC-2005 12:33:39	Bright	34.500	149	45Eps Per	2.8880	30000.	69	20046	No
212	GOM_NL__2PRFIN20051230_123506_000000422043_00453_20046_7087.N1	30-DEC-2005 12:35:06	Bright	42.000	6	13Alp Aur	0.080000	3400.0	84	20046	No
213	GOM_NL__2PRFIN20051230_123646_000000362043_00453_20046_7088.N1	30-DEC-2005 12:36:46	Bright	36.000	35	33Alp Per	1.7950	6250.0	72	20046	No
214	GOM_NL__2PRFIN20051230_123802_000000362043_00453_20046_7089.N1	30-DEC-2005 12:38:02	Bright	36.000	160	23Gam Per	2.9300	4700.0	72	20046	No
215	GOM_NL__2PRFIN20051230_124714_000000352043_00453_20046_7090.N1	30-DEC-2005 12:47:14	Bright	34.500	49	1Alp UMi	1.9900	6300.0	69	20046	No
216	GOM_NL__2PRFIN20051230_125532_000000372043_00453_20046_7091.N1	30-DEC-2005 12:55:32	Bright	36.500	119	14Eta Dra	2.7270	4700.0	73	20046	No
217	GOM_NL__2PRFIN20051230_125736_000000522043_00453_20046_7092.N1	30-DEC-2005 12:57:36	Bright	52.000	130	23Bet Dra	2.7990	5800.0	104	20046	No
218	GOM_NL__2PRFIN20051230_130350_000000332043_00453_20046_7093.N1	30-DEC-2005 13:03:50	Bright	33.000	133	40Zet Her	2.8070	6000.0	66	20046	No
219	GOM_NL__2PRFIN20051230_130553_000000342043_00453_20046_7094.N1	30-DEC-2005 13:05:53	Bright	34.000	67	5Alp CrB	2.2210	11000.	68	20046	No

220	GOM_NL__2PRFIN20051230_131136_000000352043_00453_20046_7095.N1	30-DEC-2005 13:11:36	Bright	34.500	102	24Alp Ser	2.6000	4250.0	69	20046	No
221	GOM_NL__2PRFIN20051230_131636_000000372043_00453_20046_7096.N1	30-DEC-2005 13:16:36	Bright	37.000	104	27Bet Lib	2.6140	13100.	74	20046	No
222	GOM_NL__2PRFIN20051230_132442_000000362043_00453_20046_7097.N1	30-DEC-2005 13:24:42	Twilight	35.500	131	Gam Lup	2.8000	26000.	71	20046	No
223	GOM_NL__2PRFIN20051230_132558_000000382043_00453_20046_7098.N1	30-DEC-2005 13:25:58	Dark	37.500	109	Bet Lup	2.6770	26000.	75	20046	No
224	GOM_NL__2PRFIN20051230_132726_000000372043_00453_20046_7099.N1	30-DEC-2005 13:27:26	Dark	37.000	78	Alp Lup	2.3040	28000.	74	20046	No
225	GOM_NL__2PRFIN20051230_132851_000000402043_00453_20046_7100.N1	30-DEC-2005 13:28:51	Dark	39.500	95	Zet Cen	2.5450	26000.	79	20046	No
226	GOM_NL__2PRFIN20051230_133040_000000432043_00453_20046_7101.N1	30-DEC-2005 13:30:40	Dark	42.500	4	Alp1Cen	-0.010000	5800.0	85	20046	No
227	GOM_NL__2PRFIN20051230_133426_000000402043_00454_20047_7096.N1	30-DEC-2005 13:34:26	Dark	39.500	12	Alp1Cru	0.77500	30000.	79	20047	No
228	GOM_NL__2PRFIN20051230_133947_000000382043_00454_20047_7097.N1	30-DEC-2005 13:39:47	Dark	38.000	29	Bet Car	1.6720	10200.	76	20047	No
229	GOM_NL__2PRFIN20051230_134107_000000172043_00454_20047_7098.N1	30-DEC-2005 13:41:07	Dark	17.000	71	Iot Car	2.2460	7700.0	34	20047	No
230	GOM_NL__2PRFIN20051230_134244_000000412043_00454_20047_7099.N1	30-DEC-2005 13:42:44	Dark	40.500	41	Eps Car	1.8600	4100.0	81	20047	No
231	GOM_NL__2PRFIN20051230_134701_000000482043_00454_20047_7100.N1	30-DEC-2005 13:47:01	Dark	48.000	2	Alp Car	-0.73600	7000.0	96	20047	No
232	GOM_NL__2PRFIN20051230_135244_000000382043_00454_20047_7101.N1	30-DEC-2005 13:52:44	Straylight	38.000	108	Alp Col	2.6520	15200.	76	20047	No
233	GOM_NL__2PRFIN20051230_135722_000000422043_00454_20047_7102.N1	30-DEC-2005 13:57:22	Straylight	41.500	101	11Alp Lep	2.5820	7000.0	83	20047	No
234	GOM_NL__2PRFIN20051230_140015_000000452043_00454_20047_7103.N1	30-DEC-2005 14:00:15	Straylight	45.000	7	19Bet Ori	0.10000	14000.	90	20047	No
235	GOM_NL__2PRFIN20051230_140208_000000422043_00454_20047_7104.N1	30-DEC-2005 14:02:08	Straylight	42.000	30	46Eps Ori	1.6940	30000.	84	20047	No
236	GOM_NL__2PRFIN20051230_140420_000000432043_00454_20047_7105.N1	30-DEC-2005 14:04:20	Tw_i_and_stray	42.500	27	24Gam Ori	1.6360	26000.	85	20047	No
237	GOM_NL__2PRFIN20051230_140726_000000482043_00454_20047_7106.N1	30-DEC-2005 14:07:26	Bright	47.500	13	87Alp Tau	0.86700	3800.0	95	20047	No
238	GOM_NL__2PRFIN20051230_141200_000000382043_00454_20047_7107.N1	30-DEC-2005 14:12:00	Bright	37.500	114	3Iot Aur	2.6930	4600.0	75	20047	No
239	GOM_NL__2PRFIN20051230_141416_000000342043_00454_20047_7108.N1	30-DEC-2005 14:14:16	Bright	34.000	149	45Eps Per	2.8880	30000.	68	20047	No
240	GOM_NL__2PRFIN20051230_141542_000000432043_00454_20047_7109.N1	30-DEC-2005 14:15:42	Bright	42.500	6	13Alp Aur	0.080000	3400.0	85	20047	No
241	GOM_NL__2PRFIN20051230_141722_000000372043_00454_20047_7110.N1	30-DEC-2005 14:17:22	Bright	36.500	35	33Alp Per	1.7950	6250.0	73	20047	No
242	GOM_NL__2PRFIN20051230_141839_000000362043_00454_20047_7111.N1	30-DEC-2005 14:18:39	Bright	36.000	160	23Gam Per	2.9300	4700.0	72	20047	No
243	GOM_NL__2PRFIN20051230_142750_000000362043_00454_20047_7112.N1	30-DEC-2005 14:27:50	Bright	36.000	49	1Alp UMi	1.9900	6300.0	72	20047	No
244	GOM_NL__2PRFIN20051230_143608_000000362043_00454_20047_7113.N1	30-DEC-2005 14:36:08	Bright	35.500	119	14Eta Dra	2.7270	4700.0	71	20047	No
245	GOM_NL__2PRFIN20051230_143812_000000372043_00454_20047_7114.N1	30-DEC-2005 14:38:12	Bright	36.500	130	23Bet Dra	2.7990	5800.0	73	20047	No
246	GOM_NL__2PRFIN20051230_144426_000000512043_00454_20047_7115.N1	30-DEC-2005 14:44:26	Bright	51.000	133	40Zet Her	2.8070	6000.0	102	20047	No
247	GOM_NL__2PRFIN20051230_144629_000000342043_00454_20047_7116.N1	30-DEC-2005 14:46:29	Bright	34.000	67	5Alp CrB	2.2210	11000.	68	20047	No
248	GOM_NL__2PRFIN20051230_145212_000000352043_00454_20047_7117.N1	30-DEC-2005 14:52:12	Bright	35.000	102	24Alp Ser	2.6000	4250.0	70	20047	No
249	GOM_NL__2PRFIN20051230_145713_000000382043_00454_20047_7118.N1	30-DEC-2005 14:57:13	Bright	38.000	104	27Bet Lib	2.6140	13100.	76	20047	No
250	GOM_NL__2PRFIN20051230_150518_000000402043_00454_20047_7119.N1	30-DEC-2005 15:05:18	Twilight	39.500	131	Gam Lup	2.8000	26000.	79	20047	No
251	GOM_NL__2PRFIN20051230_150635_000000382043_00454_20047_7120.N1	30-DEC-2005 15:06:35	Dark	37.500	109	Bet Lup	2.6770	26000.	75	20047	No
252	GOM_NL__2PRFIN20051230_150802_000000382043_00454_20047_7121.N1	30-DEC-2005 15:08:02	Dark	37.500	78	Alp Lup	2.3040	28000.	75	20047	No
253	GOM_NL__2PRFIN20051230_150928_000000392043_00454_20047_7122.N1	30-DEC-2005 15:09:28	Dark	39.000	95	Zet Cen	2.5450	26000.	78	20047	No
254	GOM_NL__2PRFIN20051230_151116_000000522043_00454_20047_7123.N1	30-DEC-2005 15:11:16	Dark	52.000	4	Alp1Cen	-0.010000	5800.0	104	20047	No
255	GOM_NL__2PRFIN20051230_151503_000000422043_00455_20048_7098.N1	30-DEC-2005 15:15:03	Dark	41.500	12	Alp1Cru	0.77500	30000.	83	20048	No
256	GOM_NL__2PRFIN20051230_152023_000000392043_00455_20048_7099.N1	30-DEC-2005 15:20:23	Dark	38.500	29	Bet Car	1.6720	10200.	77	20048	No
257	GOM_NL__2PRFIN20051230_152143_000000192043_00455_20048_7100.N1	30-DEC-2005 15:21:43	Dark	19.000	71	Iot Car	2.2460	7700.0	38	20048	No
258	GOM_NL__2PRFIN20051230_152320_000000482043_00455_20048_7101.N1	30-DEC-2005 15:23:20	Dark	48.000	41	Eps Car	1.8600	4100.0	96	20048	No
259	GOM_NL__2PRFIN20051230_152737_000000462043_00455_20048_7102.N1	30-DEC-2005 15:27:37	Dark	45.500	2	Alp Car	-0.73600	7000.0	91	20048	No
260	GOM_NL__2PRFIN20051230_153320_000000392043_00455_20048_7103.N1	30-DEC-2005 15:33:20	Straylight	38.500	108	Alp Col	2.6520	15200.	77	20048	No
261	GOM_NL__2PRFIN20051230_153758_000000392043_00455_20048_7104.N1	30-DEC-2005 15:37:58	Straylight	38.500	101	11Alp Lep	2.5820	7000.0	77	20048	No
262	GOM_NL__2PRFIN20051230_154051_000000462043_00455_20048_7105.N1	30-DEC-2005 15:40:51	Straylight	45.500	7	19Bet Ori	0.10000	14000.	91	20048	No
263	GOM_NL__2PRFIN20051230_154244_000000432043_00455_20048_7106.N1	30-DEC-2005 15:42:44	Straylight	42.500	30	46Eps Ori	1.6940	30000.	85	20048	No
264	GOM_NL__2PRFIN20051230_154456_000000422043_00455_20048_7107.N1	30-DEC-2005 15:44:56	Tw_i_and_stray	41.500	27	24Gam Ori	1.6360	26000.	83	20048	No
265	GOM_NL__2PRFIN20051230_154802_000000522043_00455_20048_7108.N1	30-DEC-2005 15:48:02	Bright	52.000	13	87Alp Tau	0.86700	3800.0	104	20048	No
266	GOM_NL__2PRFIN20051230_155235_000000372043_00455_20048_7109.N1	30-DEC-2005 15:52:35	Bright	36.500	114	3Iot Aur	2.6930	4600.0	73	20048	No
267	GOM_NL__2PRFIN20051230_155452_000000342043_00455_20048_7110.N1	30-DEC-2005 15:54:52	Bright	34.000	149	45Eps Per	2.8880	30000.	68	20048	No
268	GOM_NL__2PRFIN20051230_155618_000000402043_00455_20048_7111.N1	30-DEC-2005 15:56:18	Bright	39.500	6	13Alp Aur	0.080000	3400.0	79	20048	No
269	GOM_NL__2PRFIN20051230_155758_000000362043_00455_20048_7112.N1	30-DEC-2005 15:57:58	Bright	36.000	35	33Alp Per	1.7950	6250.0	72	20048	No
270	GOM_NL__2PRFIN20051230_155915_000000372043_00455_20048_7113.N1	30-DEC-2005 15:59:15	Bright	36.500	160	23Gam Per	2.9300	4700.0	73	20048	No
271	GOM_NL__2PRFIN20051230_160826_000000352043_00455_20048_7114.N1	30-DEC-2005 16:08:26	Bright	34.500	49	1Alp UMi	1.9900	6300.0	69	20048	No
272	GOM_NL__2PRFIN20051230_161644_000000522043_00455_20048_7115.N1	30-DEC-2005 16:16:44	Bright	52.000	119	14Eta Dra	2.7270	4700.0	104	20048	No
273	GOM_NL__2PRFIN20051230_161848_000000522043_00455_20048_7116.N1	30-DEC-2005 16:18:48	Bright	52.000	130	23Bet Dra	2.7990	5800.0	104	20048	No
274	GOM_NL__2PRFIN20051230_162502_000000342043_00455_20048_7117.N1	30-DEC-2005 16:25:02	Bright	34.000	133	40Zet Her	2.8070	6000.0	68	20048	No
275	GOM_NL__2PRFIN20051230_162706_000000102043_00455_20048_7118.N1	30-DEC-2005 16:27:06	Straylight	10.000	67	5Alp CrB	2.2210	11000.	20	20048	No
276	GOM_NL__2PRFIN20051230_162758_000000342043_00455_20048_7119.N1	30-DEC-2005 16:27:58	Bright	33.500	127	27Bet Her	2.7810	4700.0	67	20048	No
277	GOM_NL__2PRFIN20051230_163248_000000362043_00455_20048_7120.N1	30-DEC-2005 16:32:48	Bright	35.500	102	24Alp Ser	2.6000	4250.0	71	20048	No
278	GOM_NL__2PRFIN20051230_163749_000000372043_00455_20048_7121.N1	30-DEC-2005 16:37:49	Bright	37.000	104	27Bet Lib	2.6140	13100.	74	20048	No

279	GOM_NL__2PRFIN20051230_164555_000000382043_00455_20048_7122.N1	30-DEC-2005 16:45:55	Twilight	37.500	131	Gam Lup	2.8000	26000.	75	20048	No
280	GOM_NL__2PRFIN20051230_164711_000000372043_00455_20048_7123.N1	30-DEC-2005 16:47:11	Dark	37.000	109	Bet Lup	2.6770	26000.	74	20048	No
281	GOM_NL__2PRFIN20051230_164839_000000382043_00455_20048_7124.N1	30-DEC-2005 16:48:39	Dark	38.000	78	Alp Lup	2.3040	28000.	76	20048	No
282	GOM_NL__2PRFIN20051230_165004_000000392043_00455_20048_7125.N1	30-DEC-2005 16:50:04	Dark	38.500	95	Zet Cen	2.5450	26000.	77	20048	No
283	GOM_NL__2PRFIN20051230_165153_000000522043_00455_20048_7126.N1	30-DEC-2005 16:51:53	Dark	52.000	4	Alp1Cen	-0.010000	5800.0	104	20048	No
284	GOM_NL__2PRFIN20051230_165539_000000392043_00456_20049_7099.N1	30-DEC-2005 16:55:39	Dark	38.500	12	Alp1Cru	0.77500	30000.	77	20049	No
285	GOM_NL__2PRFIN20051230_170100_000000382043_00456_20049_7100.N1	30-DEC-2005 17:01:00	Dark	37.500	29	Bet Car	1.6720	10200.	75	20049	No
286	GOM_NL__2PRFIN20051230_170220_000000192043_00456_20049_7101.N1	30-DEC-2005 17:02:20	Dark	19.000	71	lot Car	2.2460	7700.0	38	20049	No
287	GOM_NL__2PRFIN20051230_170357_000000522043_00456_20049_7102.N1	30-DEC-2005 17:03:57	Dark	52.000	41	Eps Car	1.8600	4100.0	104	20049	No
288	GOM_NL__2PRFIN20051230_170813_000000452043_00456_20049_7103.N1	30-DEC-2005 17:08:13	Dark	44.500	2	Alp Car	-0.73600	7000.0	89	20049	No
289	GOM_NL__2PRFIN20051230_171356_000000402043_00456_20049_7104.N1	30-DEC-2005 17:13:56	Straylight	40.000	108	Alp Col	2.6520	15200.	80	20049	No
290	GOM_NL__2PRFIN20051230_171835_000000402043_00456_20049_7105.N1	30-DEC-2005 17:18:35	Straylight	40.000	101	11Alp Lep	2.5820	7000.0	80	20049	No
291	GOM_NL__2PRFIN20051230_172127_000000462043_00456_20049_7106.N1	30-DEC-2005 17:21:27	Straylight	45.500	7	19Bet Ori	0.10000	14000.	91	20049	No
292	GOM_NL__2PRFIN20051230_172320_000000422043_00456_20049_7107.N1	30-DEC-2005 17:23:20	Straylight	42.000	30	46Eps Ori	1.6940	30000.	84	20049	No
293	GOM_NL__2PRFIN20051230_172532_000000422043_00456_20049_7108.N1	30-DEC-2005 17:25:32	Tw_i_and_stray	42.000	27	24Gam Ori	1.6360	26000.	84	20049	No
294	GOM_NL__2PRFIN20051230_172838_000000502043_00456_20049_7109.N1	30-DEC-2005 17:28:38	Bright	50.000	13	87Alp Tau	0.86700	3800.0	100	20049	No
295	GOM_NL__2PRFIN20051230_173311_000000362043_00456_20049_7110.N1	30-DEC-2005 17:33:11	Bright	36.000	114	3lot Aur	2.6930	4600.0	72	20049	No
296	GOM_NL__2PRFIN20051230_173528_000000352043_00456_20049_7111.N1	30-DEC-2005 17:35:28	Bright	34.500	149	45Eps Per	2.8880	30000.	69	20049	No
297	GOM_NL__2PRFIN20051230_173654_000000372043_00456_20049_7112.N1	30-DEC-2005 17:36:54	Bright	37.000	6	13Alp Aur	0.080000	3400.0	74	20049	No
298	GOM_NL__2PRFIN20051230_173834_000000392043_00456_20049_7113.N1	30-DEC-2005 17:38:34	Bright	38.500	35	33Alp Per	1.7950	6250.0	77	20049	No
299	GOM_NL__2PRFIN20051230_173951_000000372043_00456_20049_7114.N1	30-DEC-2005 17:39:51	Bright	37.000	160	23Gam Per	2.9300	4700.0	74	20049	No
300	GOM_NL__2PRFIN20051230_174902_000000362043_00456_20049_7115.N1	30-DEC-2005 17:49:02	Bright	35.500	49	1Alp UMi	1.9900	6300.0	71	20049	No
301	GOM_NL__2PRFIN20051230_175720_000000372043_00456_20049_7116.N1	30-DEC-2005 17:57:20	Bright	37.000	119	14Eta Dra	2.7270	4700.0	74	20049	No
302	GOM_NL__2PRFIN20051230_175924_000000342043_00456_20049_7117.N1	30-DEC-2005 17:59:24	Bright	34.000	130	23Bet Dra	2.7990	5800.0	68	20049	No
303	GOM_NL__2PRFIN20051230_180538_000000342043_00456_20049_7118.N1	30-DEC-2005 18:05:38	Bright	33.500	133	40Zet Her	2.8070	6000.0	67	20049	No
304	GOM_NL__2PRFIN20051230_180742_000000102043_00456_20049_7119.N1	30-DEC-2005 18:07:42	Straylight	10.000	67	5Alp CrB	2.2210	11000.	20	20049	No
305	GOM_NL__2PRFIN20051230_180834_000000332043_00456_20049_7120.N1	30-DEC-2005 18:08:34	Bright	33.000	127	27Bet Her	2.7810	4700.0	66	20049	No
306	GOM_NL__2PRFIN20051230_181324_000000352043_00456_20049_7121.N1	30-DEC-2005 18:13:24	Bright	34.500	102	24Alp Ser	2.6000	4250.0	69	20049	No
307	GOM_NL__2PRFIN20051230_181826_000000382043_00456_20049_7122.N1	30-DEC-2005 18:18:26	Bright	38.000	104	27Bet Lib	2.6140	13100.	76	20049	No
308	GOM_NL__2PRFIN20051230_182631_000000382043_00456_20049_7123.N1	30-DEC-2005 18:26:31	Twilight	37.500	131	Gam Lup	2.8000	26000.	75	20049	No
309	GOM_NL__2PRFIN20051230_182747_000000382043_00456_20049_7124.N1	30-DEC-2005 18:27:47	Dark	37.500	109	Bet Lup	2.6770	26000.	75	20049	No
310	GOM_NL__2PRFIN20051230_182915_000000382043_00456_20049_7125.N1	30-DEC-2005 18:29:15	Dark	38.000	78	Alp Lup	2.3040	28000.	76	20049	No
311	GOM_NL__2PRFIN20051230_183041_000000402043_00456_20049_7126.N1	30-DEC-2005 18:30:41	Dark	39.500	95	Zet Cen	2.5450	26000.	79	20049	No
312	GOM_NL__2PRFIN20051230_183229_000000492043_00456_20049_7127.N1	30-DEC-2005 18:32:29	Dark	49.000	4	Alp1Cen	-0.010000	5800.0	98	20049	No
313	GOM_NL__2PRFIN20051230_183616_000000442043_00457_20050_7106.N1	30-DEC-2005 18:36:16	Dark	44.000	12	Alp1Cru	0.77500	30000.	88	20050	No
314	GOM_NL__2PRFIN20051230_184136_000000382043_00457_20050_7107.N1	30-DEC-2005 18:41:36	Dark	38.000	29	Bet Car	1.6720	10200.	76	20050	No
315	GOM_NL__2PRFIN20051230_184256_000000212043_00457_20050_7108.N1	30-DEC-2005 18:42:56	Dark	21.000	71	lot Car	2.2460	7700.0	42	20050	No
316	GOM_NL__2PRFIN20051230_184433_000000492043_00457_20050_7109.N1	30-DEC-2005 18:44:33	Dark	48.500	41	Eps Car	1.8600	4100.0	97	20050	No
317	GOM_NL__2PRFIN20051230_184849_000000532043_00457_20050_7110.N1	30-DEC-2005 18:48:49	Dark	53.000	2	Alp Car	-0.73600	7000.0	106	20050	No
318	GOM_NL__2PRFIN20051230_185432_000000392043_00457_20050_7111.N1	30-DEC-2005 18:54:32	Straylight	39.000	108	Alp Col	2.6520	15200.	78	20050	No
319	GOM_NL__2PRFIN20051230_185911_000000362043_00457_20050_7112.N1	30-DEC-2005 18:59:11	Straylight	36.000	101	11Alp Lep	2.5820	7000.0	72	20050	No
320	GOM_NL__2PRFIN20051230_190203_000000462043_00457_20050_7113.N1	30-DEC-2005 19:02:03	Straylight	46.000	7	19Bet Ori	0.10000	14000.	92	20050	No
321	GOM_NL__2PRFIN20051230_190356_000000412043_00457_20050_7114.N1	30-DEC-2005 19:03:56	Straylight	41.000	30	46Eps Ori	1.6940	30000.	82	20050	No
322	GOM_NL__2PRFIN20051230_190608_000000432043_00457_20050_7115.N1	30-DEC-2005 19:06:08	Tw_i_and_stray	43.000	27	24Gam Ori	1.6360	26000.	86	20050	No
323	GOM_NL__2PRFIN20051230_190914_000000522043_00457_20050_7116.N1	30-DEC-2005 19:09:14	Bright	52.000	13	87Alp Tau	0.86700	3800.0	104	20050	No
324	GOM_NL__2PRFIN20051230_191347_000000522043_00457_20050_7117.N1	30-DEC-2005 19:13:47	Bright	52.000	114	3lot Aur	2.6930	4600.0	104	20050	No
325	GOM_NL__2PRFIN20051230_191604_000000352043_00457_20050_7118.N1	30-DEC-2005 19:16:04	Bright	34.500	149	45Eps Per	2.8880	30000.	69	20050	No
326	GOM_NL__2PRFIN20051230_191730_000000422043_00457_20050_7119.N1	30-DEC-2005 19:17:30	Bright	41.500	6	13Alp Aur	0.080000	3400.0	83	20050	No
327	GOM_NL__2PRFIN20051230_191911_000000352043_00457_20050_7120.N1	30-DEC-2005 19:19:11	Bright	35.000	35	33Alp Per	1.7950	6250.0	70	20050	No
328	GOM_NL__2PRFIN20051230_192027_000000362043_00457_20050_7121.N1	30-DEC-2005 19:20:27	Bright	36.000	160	23Gam Per	2.9300	4700.0	72	20050	No
329	GOM_NL__2PRFIN20051230_192938_000000352043_00457_20050_7122.N1	30-DEC-2005 19:29:38	Bright	35.000	49	1Alp UMi	1.9900	6300.0	70	20050	No
330	GOM_NL__2PRFIN20051230_193756_000000332043_00457_20050_7123.N1	30-DEC-2005 19:37:56	Bright	33.000	119	14Eta Dra	2.7270	4700.0	66	20050	No
331	GOM_NL__2PRFIN20051230_194000_000000332043_00457_20050_7124.N1	30-DEC-2005 19:40:00	Bright	33.000	130	23Bet Dra	2.7990	5800.0	66	20050	No
332	GOM_NL__2PRFIN20051230_194614_000000332043_00457_20050_7125.N1	30-DEC-2005 19:46:14	Bright	33.000	133	40Zet Her	2.8070	6000.0	66	20050	No
333	GOM_NL__2PRFIN20051230_194910_000000332043_00457_20050_7126.N1	30-DEC-2005 19:49:10	Bright	33.000	127	27Bet Her	2.7810	4700.0	66	20050	No
334	GOM_NL__2PRFIN20051230_195401_000000352043_00457_20050_7127.N1	30-DEC-2005 19:54:01	Bright	34.500	102	24Alp Ser	2.6000	4250.0	69	20050	No
335	GOM_NL__2PRFIN20051230_200707_000000372043_00457_20050_7128.N1	30-DEC-2005 20:07:07	Twilight	36.500	131	Gam Lup	2.8000	26000.	73	20050	No
336	GOM_NL__2PRFIN20051230_200824_000000382043_00457_20050_7129.N1	30-DEC-2005 20:08:24	Dark	38.000	109	Bet Lup	2.6770	26000.	76	20050	No
337	GOM_NL__2PRFIN20051230_200952_000000372043_00457_20050_7130.N1	30-DEC-2005 20:09:52	Dark	37.000	78	Alp Lup	2.3040	28000.	74	20050	No

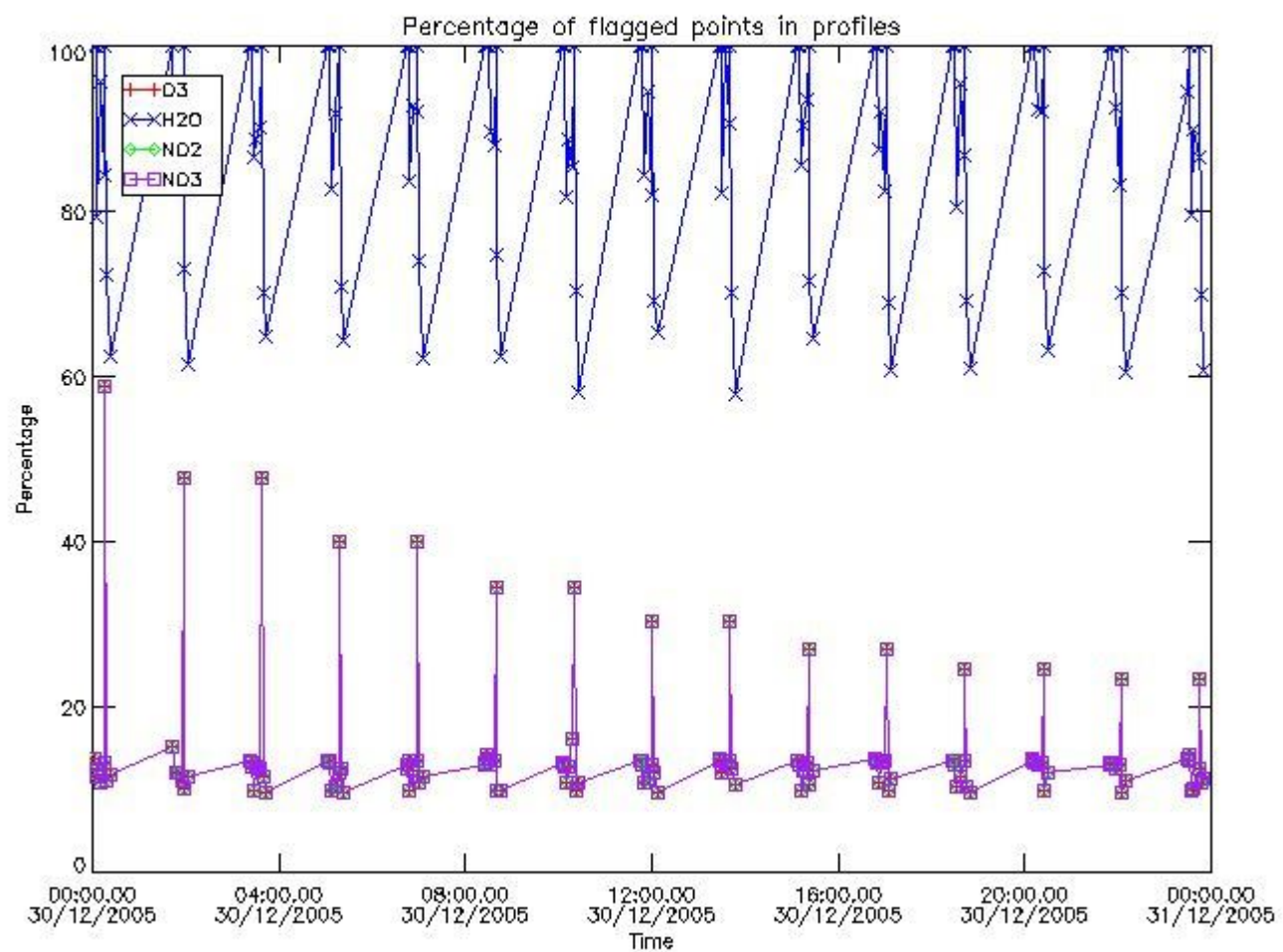
338	GOM_NL__2PRFIN20051230_201118_000000392043_00457_20050_7131.N1	30-DEC-2005 20:11:18	Dark	38.500	95	Zet Cen	2.5450	26000.	77	20050	No
339	GOM_NL__2PRFIN20051230_201652_000000402043_00458_20051_7108.N1	30-DEC-2005 20:16:52	Dark	39.500	12	Alp1Cru	0.77500	30000.	79	20051	No
340	GOM_NL__2PRFIN20051230_202212_000000392043_00458_20051_7109.N1	30-DEC-2005 20:22:12	Dark	38.500	29	Bet Car	1.6720	10200.	77	20051	No
341	GOM_NL__2PRFIN20051230_202333_000000212043_00458_20051_7110.N1	30-DEC-2005 20:23:33	Dark	21.000	71	Iot Car	2.2460	7700.0	42	20051	No
342	GOM_NL__2PRFIN20051230_202510_000000522043_00458_20051_7111.N1	30-DEC-2005 20:25:10	Dark	52.000	41	Eps Car	1.8600	4100.0	104	20051	No
343	GOM_NL__2PRFIN20051230_202926_000000422043_00458_20051_7112.N1	30-DEC-2005 20:29:26	Dark	42.000	2	Alp Car	-0.73600	7000.0	84	20051	No
344	GOM_NL__2PRFIN20051230_203509_000000412043_00458_20051_7113.N1	30-DEC-2005 20:35:09	Straylight	41.000	108	Alp Col	2.6520	15200.	82	20051	No
345	GOM_NL__2PRFIN20051230_203947_000000412043_00458_20051_7114.N1	30-DEC-2005 20:39:47	Straylight	41.000	101	11Alp Lep	2.5820	7000.0	82	20051	No
346	GOM_NL__2PRFIN20051230_204239_000000462043_00458_20051_7115.N1	30-DEC-2005 20:42:39	Straylight	46.000	7	19Bet Ori	0.10000	14000.	92	20051	No
347	GOM_NL__2PRFIN20051230_204432_000000422043_00458_20051_7116.N1	30-DEC-2005 20:44:32	Straylight	42.000	30	46Eps Ori	1.6940	30000.	84	20051	No
348	GOM_NL__2PRFIN20051230_204644_000000432043_00458_20051_7117.N1	30-DEC-2005 20:46:44	Tw_i_and_stray	43.000	27	24Gam Ori	1.6360	26000.	86	20051	No
349	GOM_NL__2PRFIN20051230_204950_000000512043_00458_20051_7118.N1	30-DEC-2005 20:49:50	Bright	50.500	13	87Alp Tau	0.86700	3800.0	101	20051	No
350	GOM_NL__2PRFIN20051230_205423_000000382043_00458_20051_7119.N1	30-DEC-2005 20:54:23	Bright	38.000	114	3Iot Aur	2.6930	4600.0	76	20051	No
351	GOM_NL__2PRFIN20051230_205640_000000362043_00458_20051_7120.N1	30-DEC-2005 20:56:40	Bright	35.500	149	45Eps Per	2.8880	30000.	71	20051	No
352	GOM_NL__2PRFIN20051230_205805_000000412043_00458_20051_7121.N1	30-DEC-2005 20:58:05	Bright	40.500	6	13Alp Aur	0.080000	3400.0	81	20051	No
353	GOM_NL__2PRFIN20051230_205947_000000372043_00458_20051_7122.N1	30-DEC-2005 20:59:47	Bright	36.500	35	33Alp Per	1.7950	6250.0	73	20051	No
354	GOM_NL__2PRFIN20051230_210103_000000362043_00458_20051_7123.N1	30-DEC-2005 21:01:03	Bright	36.000	160	23Gam Per	2.9300	4700.0	72	20051	No
355	GOM_NL__2PRFIN20051230_211014_000000372043_00458_20051_7124.N1	30-DEC-2005 21:10:14	Bright	36.500	49	1Alp UMi	1.9900	6300.0	73	20051	No
356	GOM_NL__2PRFIN20051230_211832_000000362043_00458_20051_7125.N1	30-DEC-2005 21:18:32	Bright	35.500	119	14Eta Dra	2.7270	4700.0	71	20051	No
357	GOM_NL__2PRFIN20051230_212037_000000362043_00458_20051_7126.N1	30-DEC-2005 21:20:37	Bright	35.500	130	23Bet Dra	2.7990	5800.0	71	20051	No
358	GOM_NL__2PRFIN20051230_212650_000000372043_00458_20051_7127.N1	30-DEC-2005 21:26:50	Bright	37.000	133	40Zet Her	2.8070	6000.0	74	20051	No
359	GOM_NL__2PRFIN20051230_212946_000000342043_00458_20051_7128.N1	30-DEC-2005 21:29:46	Bright	33.500	127	27Bet Her	2.7810	4700.0	67	20051	No
360	GOM_NL__2PRFIN20051230_213437_000000362043_00458_20051_7129.N1	30-DEC-2005 21:34:37	Bright	35.500	102	24Alp Ser	2.6000	4250.0	71	20051	No
361	GOM_NL__2PRFIN20051230_214743_000000382043_00458_20051_7130.N1	30-DEC-2005 21:47:43	Twilight	37.500	131	Gam Lup	2.8000	26000.	75	20051	No
362	GOM_NL__2PRFIN20051230_214900_000000402043_00458_20051_7131.N1	30-DEC-2005 21:49:00	Dark	39.500	109	Bet Lup	2.6770	26000.	79	20051	No
363	GOM_NL__2PRFIN20051230_215028_000000392043_00458_20051_7132.N1	30-DEC-2005 21:50:28	Dark	38.500	78	Alp Lup	2.3040	28000.	77	20051	No
364	GOM_NL__2PRFIN20051230_215154_000000392043_00458_20051_7133.N1	30-DEC-2005 21:51:54	Dark	38.500	95	Zet Cen	2.5450	26000.	77	20051	No
365	GOM_NL__2PRFIN20051230_215729_000000412043_00459_20052_7110.N1	30-DEC-2005 21:57:29	Dark	41.000	12	Alp1Cru	0.77500	30000.	82	20052	No
366	GOM_NL__2PRFIN20051230_220249_000000392043_00459_20052_7111.N1	30-DEC-2005 22:02:49	Dark	39.000	29	Bet Car	1.6720	10200.	78	20052	No
367	GOM_NL__2PRFIN20051230_220409_000000222043_00459_20052_7112.N1	30-DEC-2005 22:04:09	Dark	22.000	71	Iot Car	2.2460	7700.0	44	20052	No
368	GOM_NL__2PRFIN20051230_220546_000000532043_00459_20052_7113.N1	30-DEC-2005 22:05:46	Dark	52.500	41	Eps Car	1.8600	4100.0	105	20052	No
369	GOM_NL__2PRFIN20051230_221002_000000462043_00459_20052_7114.N1	30-DEC-2005 22:10:02	Dark	46.000	2	Alp Car	-0.73600	7000.0	92	20052	No
370	GOM_NL__2PRFIN20051230_221545_000000392043_00459_20052_7115.N1	30-DEC-2005 22:15:45	Straylight	38.500	108	Alp Col	2.6520	15200.	77	20052	No
371	GOM_NL__2PRFIN20051230_222023_000000422043_00459_20052_7116.N1	30-DEC-2005 22:20:23	Straylight	41.500	101	11Alp Lep	2.5820	7000.0	83	20052	No
372	GOM_NL__2PRFIN20051230_222315_000000492043_00459_20052_7117.N1	30-DEC-2005 22:23:15	Straylight	48.500	7	19Bet Ori	0.10000	14000.	97	20052	No
373	GOM_NL__2PRFIN20051230_222508_000000412043_00459_20052_7118.N1	30-DEC-2005 22:25:08	Straylight	40.500	30	46Eps Ori	1.6940	30000.	81	20052	No
374	GOM_NL__2PRFIN20051230_222720_000000402043_00459_20052_7119.N1	30-DEC-2005 22:27:20	Tw_i_and_stray	40.000	27	24Gam Ori	1.6360	26000.	80	20052	No
375	GOM_NL__2PRFIN20051230_223026_000000522043_00459_20052_7120.N1	30-DEC-2005 22:30:26	Bright	52.000	13	87Alp Tau	0.86700	3800.0	104	20052	No
376	GOM_NL__2PRFIN20051230_223346_000000122043_00459_20052_7121.N1	30-DEC-2005 22:33:46	Tw_i_and_stray	12.000	28	12Bet Tau	1.6500	15200.	24	20052	No
377	GOM_NL__2PRFIN20051230_223459_000000392043_00459_20052_7122.N1	30-DEC-2005 22:34:59	Bright	38.500	114	3Iot Aur	2.6930	4600.0	77	20052	No
378	GOM_NL__2PRFIN20051230_223716_000000352043_00459_20052_7123.N1	30-DEC-2005 22:37:16	Bright	34.500	149	45Eps Per	2.8880	30000.	69	20052	No
379	GOM_NL__2PRFIN20051230_223841_000000412043_00459_20052_7124.N1	30-DEC-2005 22:38:41	Bright	40.500	6	13Alp Aur	0.080000	3400.0	81	20052	No
380	GOM_NL__2PRFIN20051230_224023_000000362043_00459_20052_7125.N1	30-DEC-2005 22:40:23	Bright	35.500	35	33Alp Per	1.7950	6250.0	71	20052	No
381	GOM_NL__2PRFIN20051230_224140_000000372043_00459_20052_7126.N1	30-DEC-2005 22:41:40	Bright	36.500	160	23Gam Per	2.9300	4700.0	73	20052	No
382	GOM_NL__2PRFIN20051230_225050_000000352043_00459_20052_7127.N1	30-DEC-2005 22:50:50	Bright	35.000	49	1Alp UMi	1.9900	6300.0	70	20052	No
383	GOM_NL__2PRFIN20051230_225908_000000362043_00459_20052_7128.N1	30-DEC-2005 22:59:08	Bright	36.000	119	14Eta Dra	2.7270	4700.0	72	20052	No
384	GOM_NL__2PRFIN20051230_230113_000000522043_00459_20052_7129.N1	30-DEC-2005 23:01:13	Bright	52.000	130	23Bet Dra	2.7990	5800.0	104	20052	No
385	GOM_NL__2PRFIN20051230_230726_000000402043_00459_20052_7130.N1	30-DEC-2005 23:07:26	Bright	40.000	133	40Zet Her	2.8070	6000.0	80	20052	No
386	GOM_NL__2PRFIN20051230_231022_000000342043_00459_20052_7131.N1	30-DEC-2005 23:10:22	Bright	33.500	127	27Bet Her	2.7810	4700.0	67	20052	No
387	GOM_NL__2PRFIN20051230_231513_000000352043_00459_20052_7132.N1	30-DEC-2005 23:15:13	Bright	35.000	102	24Alp Ser	2.6000	4250.0	70	20052	No
388	GOM_NL__2PRFIN20051230_232014_000000362043_00459_20052_7133.N1	30-DEC-2005 23:20:14	Bright	36.000	104	27Bet Lib	2.6140	13100.	72	20052	No
389	GOM_NL__2PRFIN20051230_232819_000000382043_00459_20052_7134.N1	30-DEC-2005 23:28:19	Twilight	38.000	131	Gam Lup	2.8000	26000.	76	20052	No
390	GOM_NL__2PRFIN20051230_232936_000000372043_00459_20052_7135.N1	30-DEC-2005 23:29:36	Dark	37.000	109	Bet Lup	2.6770	26000.	74	20052	No
391	GOM_NL__2PRFIN20051230_233104_000000382043_00459_20052_7136.N1	30-DEC-2005 23:31:04	Dark	38.000	78	Alp Lup	2.3040	28000.	76	20052	No
392	GOM_NL__2PRFIN20051230_233231_000000402043_00459_20052_7137.N1	30-DEC-2005 23:32:31	Dark	39.500	95	Zet Cen	2.5450	26000.	79	20052	No
393	GOM_NL__2PRFIN20051230_233418_000000522043_00459_20052_7138.N1	30-DEC-2005 23:34:18	Dark	52.000	4	Alp1Cen	-0.010000	5800.0	104	20052	No
394	GOM_NL__2PRFIN20051230_233805_000000502043_00460_20053_7112.N1	30-DEC-2005 23:38:05	Dark	50.000	12	Alp1Cru	0.77500	30000.	100	20053	No
395	GOM_NL__2PRFIN20051230_234325_000000412043_00460_20053_7113.N1	30-DEC-2005 23:43:25	Dark	41.000	29	Bet Car	1.6720	10200.	82	20053	No
396	GOM_NL__2PRFIN20051230_234445_000000222043_00460_20053_7114.N1	30-DEC-2005 23:44:45	Dark	22.000	71	Iot Car	2.2460	7700.0	44	20053	No

397	GOM_NL__2PRFIN20051230_234622_000000472043_00460_20053_7115.N1	30-DEC-2005 23:46:22	Dark	47.000	41	Eps Car	1.8600	4100.0	94	20053	No
398	GOM_NL__2PRFIN20051230_235038_000000452043_00460_20053_7116.N1	30-DEC-2005 23:50:38	Dark	45.000	2	Alp Car	-0.73600	7000.0	90	20053	No
399	GOM_NL__2PRFIN20051230_235621_000000372043_00460_20053_7117.N1	30-DEC-2005 23:56:21	Straylight	36.500	108	Alp Col	2.6520	15200.	73	20053	No

3. Quality information per product

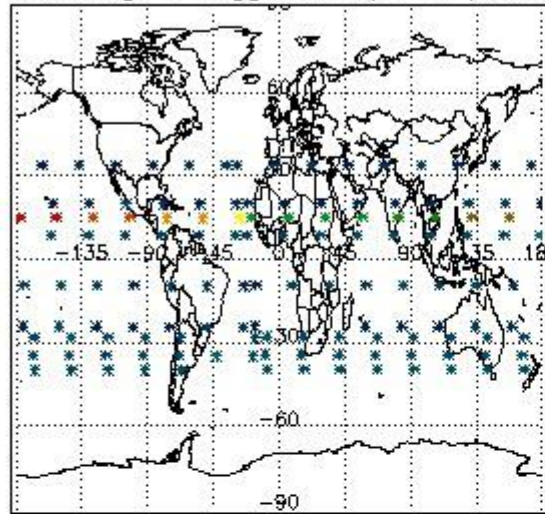
In this section it is plotted some information contained in the Quality Summary data set of the level 2 products. Only products in dark limb conditions and without errors (error flag in the MPH set to "0") are used.

3.1 Plot quality information per product (time dependant)

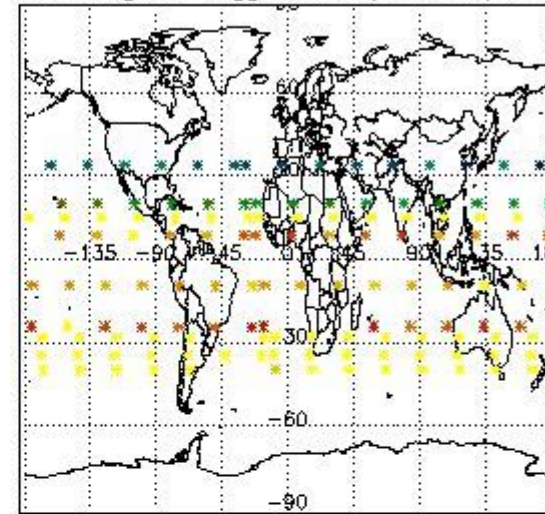


3.2 Plot quality information per product (world map)


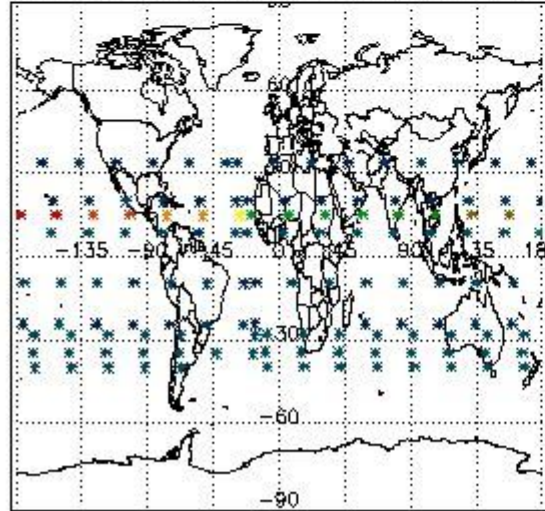
Percentage of flagged data per O3 profile



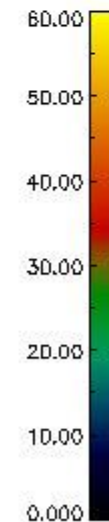
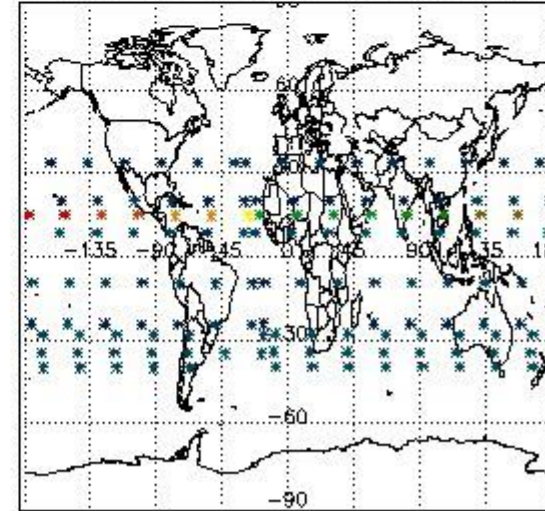
Percentage of flagged data per H2O profile



Percentage of flagged data per NO2 profile



Percentage of flagged data per NO3 profile

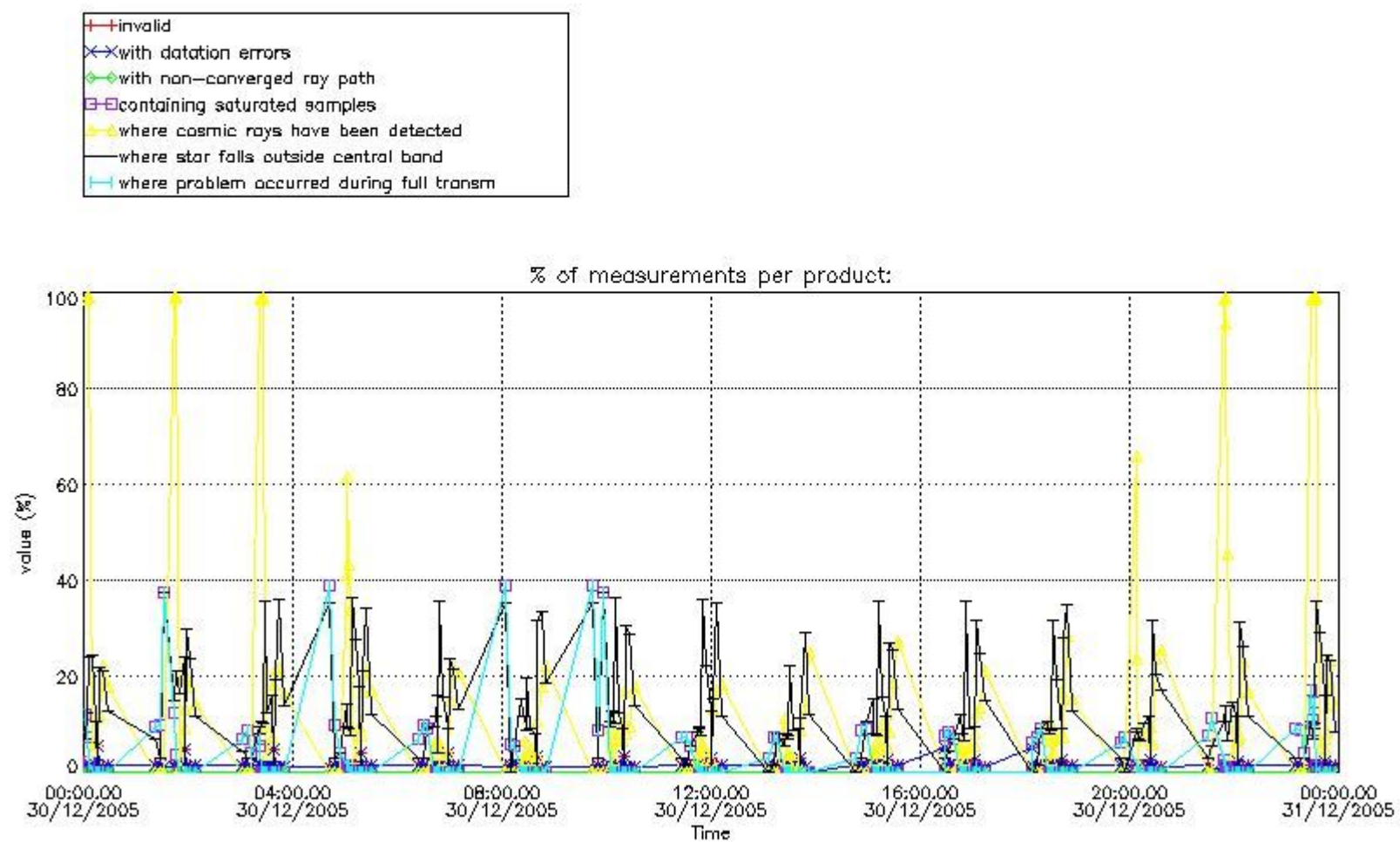


4. Level 1 quality information per product

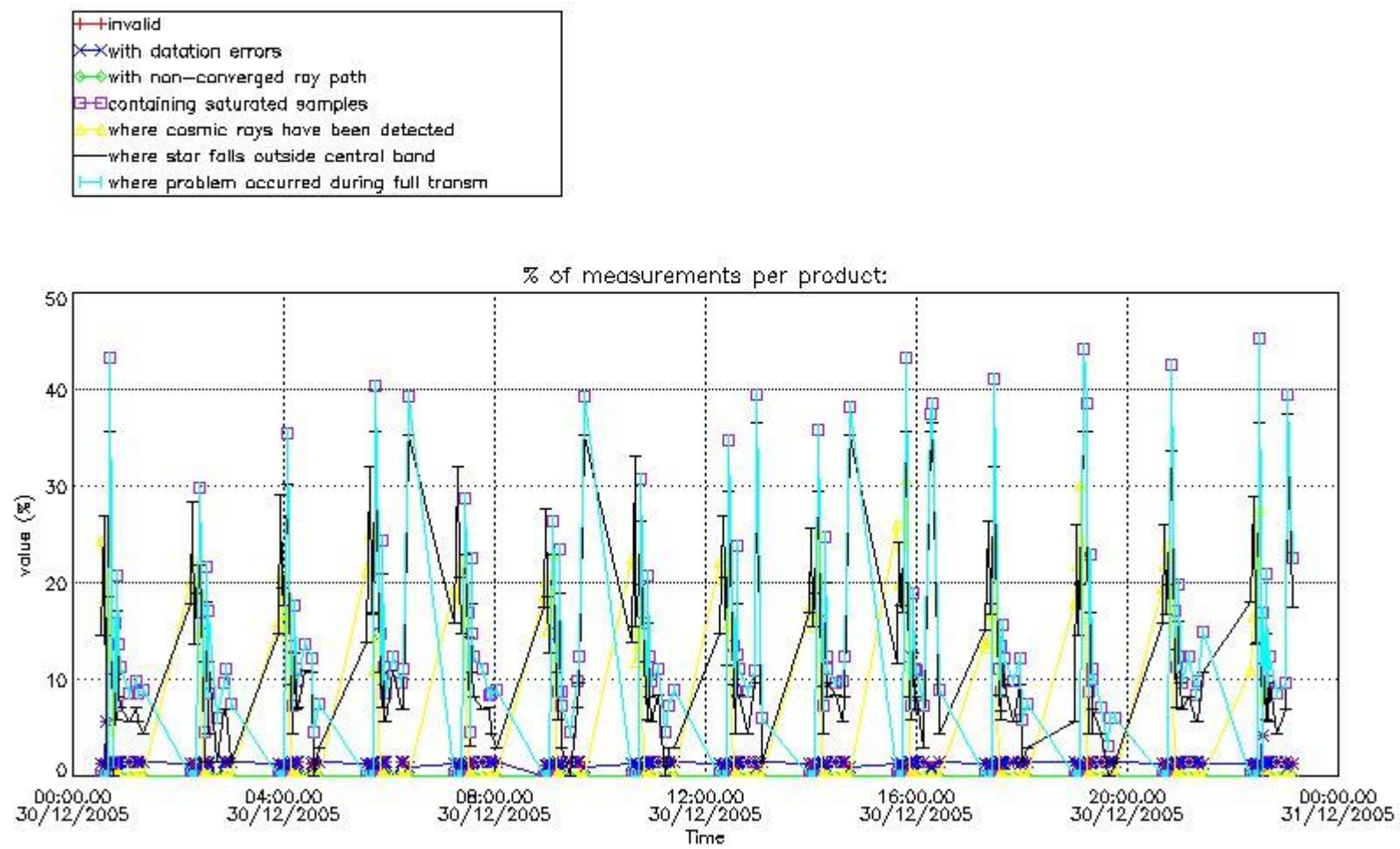
In this section it is plotted some information contained in the Quality Summary data set of the level 2 products that comes from the level 1b processing. Products without errors (error flag in the MPH set to "0") are used.

4.1 Plot quality information per product (time dependant) coming from level 1b processing

4.1.1 Plot level 1 quality information per product (time dependant): ENVISAT ASCENDING passes



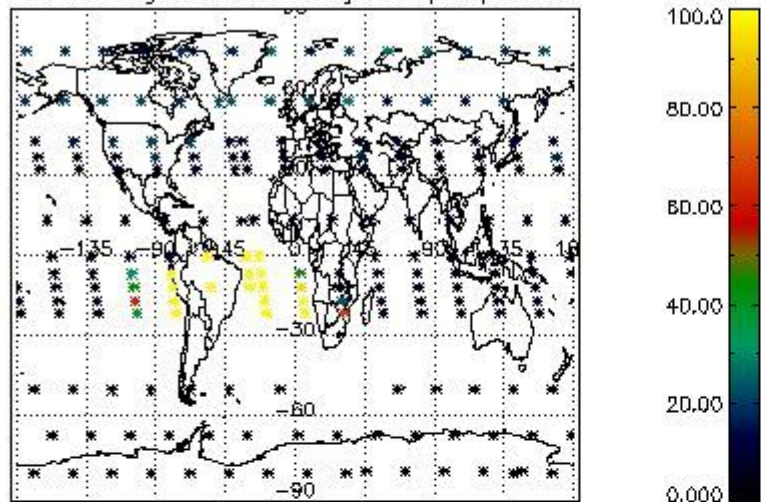
4.1.2 Plot level 1 quality information per product (time dependant): ENVISAT DESCENDING passes



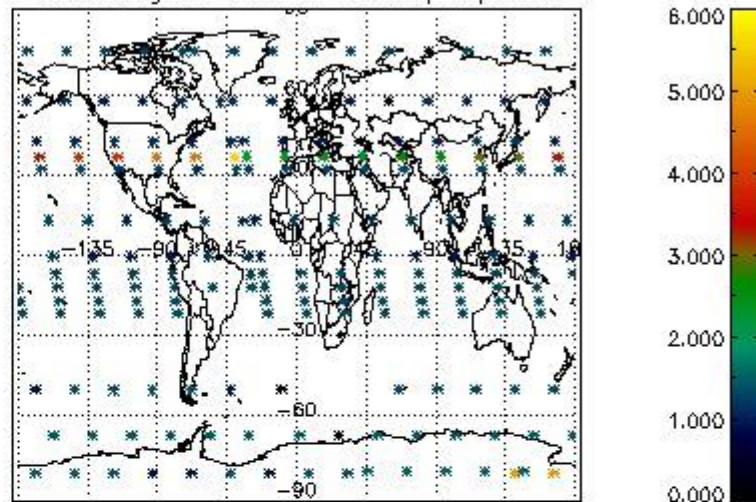
4.2 Plot quality information per product coming from level 1b processing (world map)

4.2.1 Plot level 1 quality information per product (world map): ENVISAT ASCENDING passes

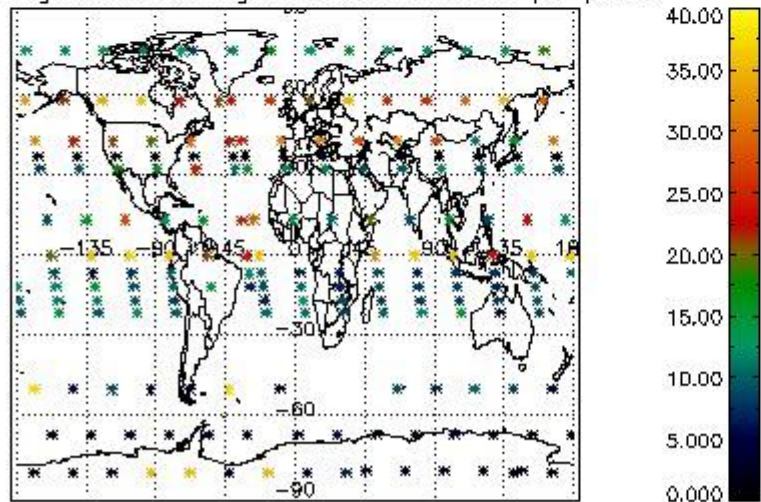
Percentage of cosmic ray hits per profile



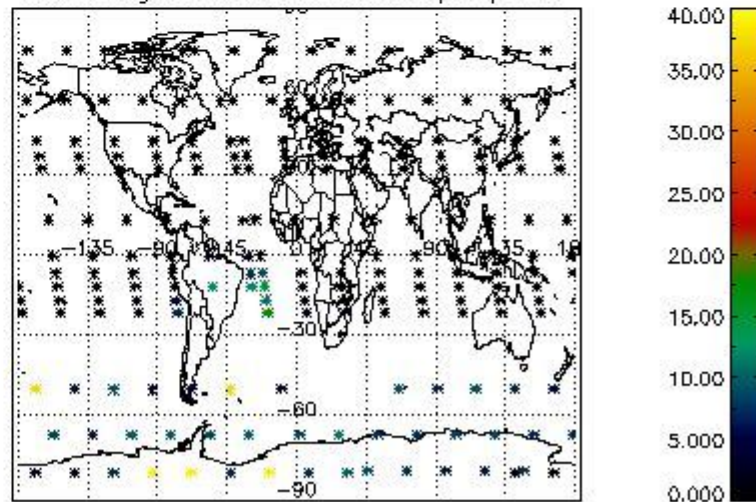
Percentage of datation errors per profile



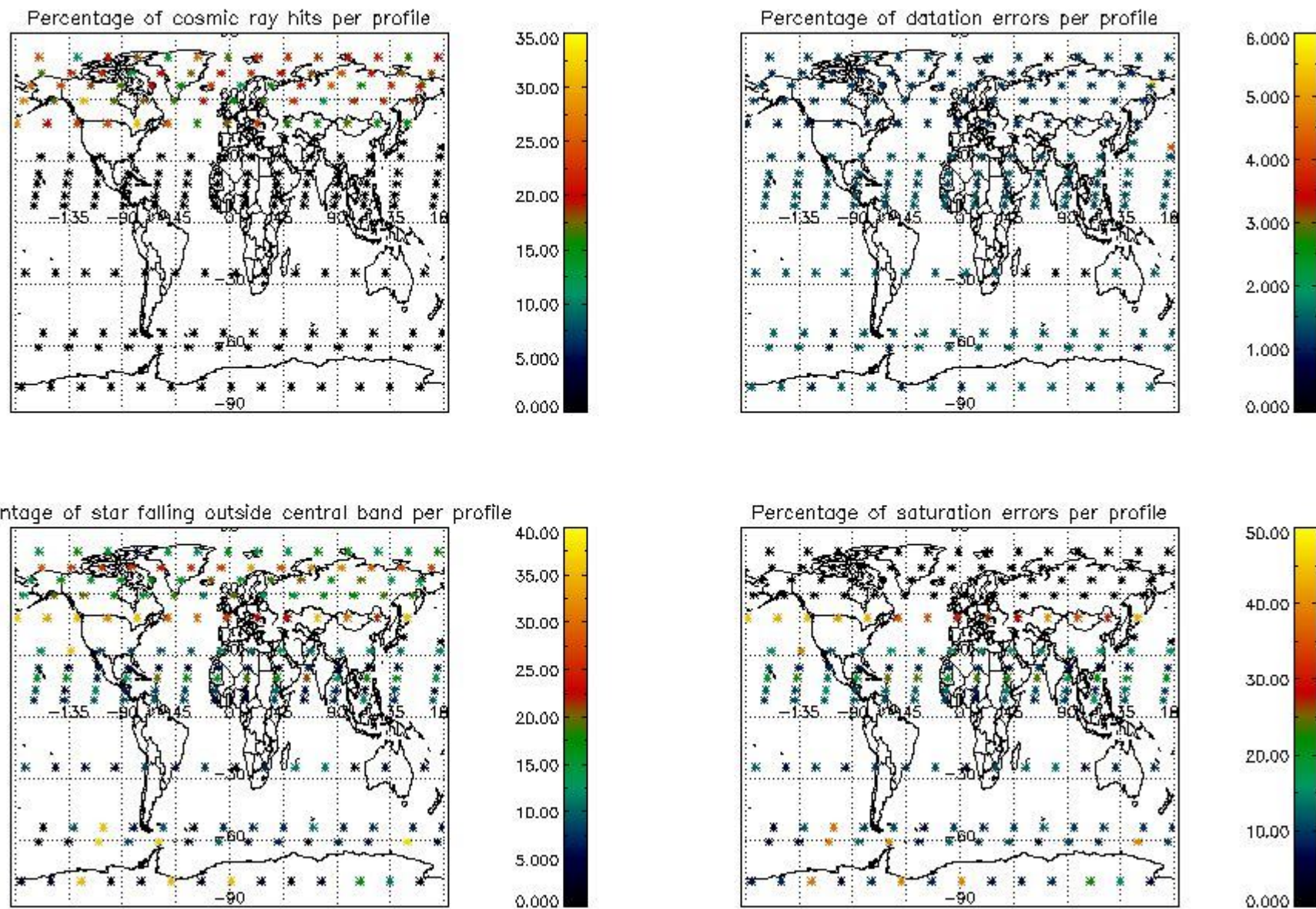
Percentage of star falling outside central band per profile



Percentage of saturation errors per profile



4.2.2 Plot level 1 quality information per product (world map): ENVISAT DESCENDING passes



5. Trace gas profiles

5.1 Ozone statistics based on quality of products

The final quality of the products can be "measured" using the STD (Standard Deviation) attached to every point profile. This information is written to the parameter GOM_NL__2P/NL_LOCAL_SPECIES_DENSITY/o3_std of the level 2 products. The table below shows the statistics for given STD ranges.

The statistics are given with respect to the overall valid production:

- Products without fatal errors: GOM_NL__2P/MPH/PRODUCT_ERR=0
- Valid point profile: GOM_NL__2P/NL_LOCAL_SPECIES_DENSITY/pcd(0)=0

The 'Criteria' is applied to valid points of dark limb products:

- Products in dark limb illumination condition: GOM_NL__2P/NL_SUMMARY_QUALITY/obs_ill_cond=0
- Products without fatal errors: GOM_NL__2P/MPH/PRODUCT_ERR=0
- Valid point profile: GOM_NL__2P/NL_LOCAL_SPECIES_DENSITY/pcd(0)=0

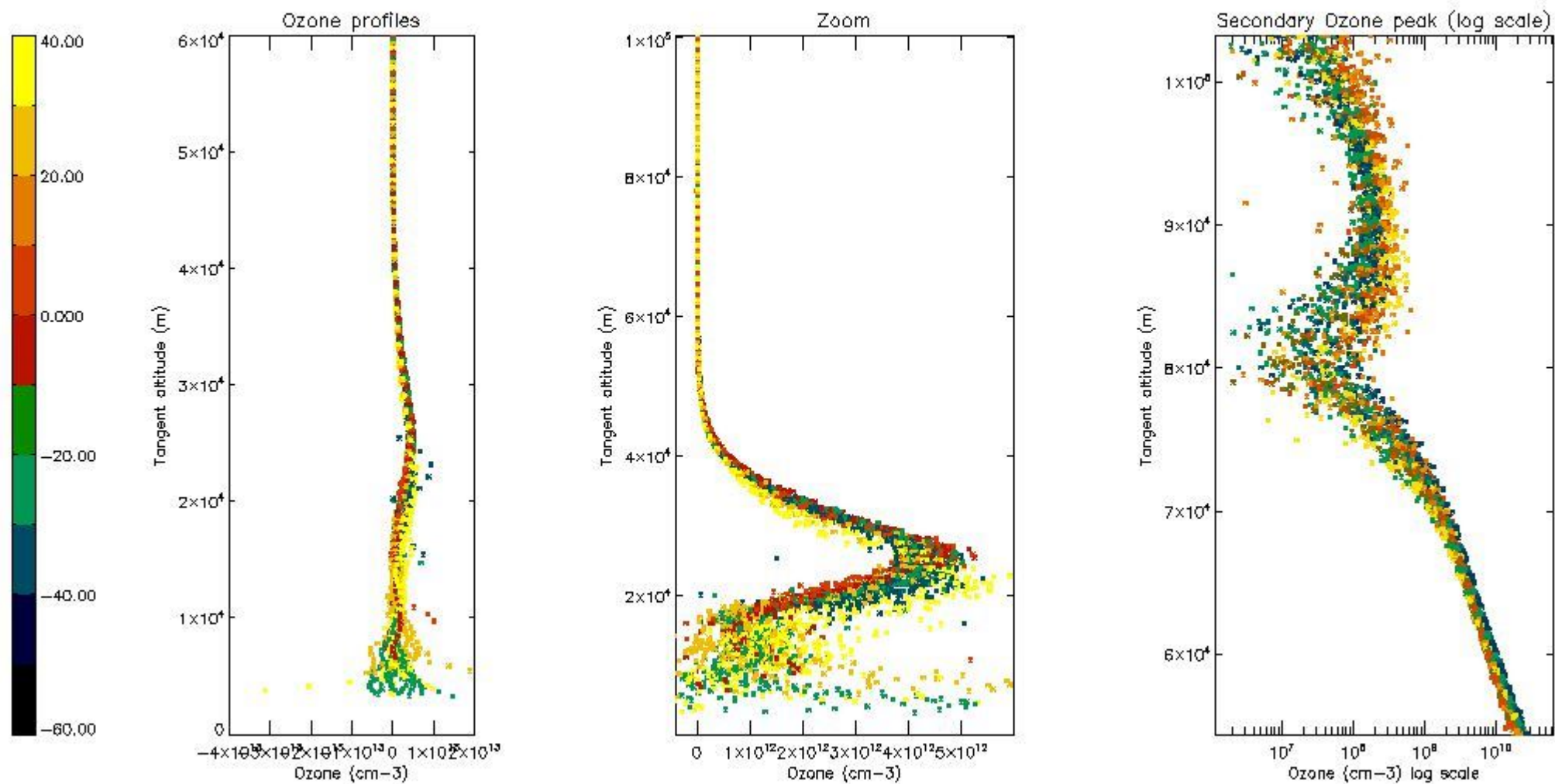
So, the table below shows the percentage of dark limb and valid observations for each criteria with respect to the overall valid daily observations.

Criteria	% of total production
All STD	34
STD < 20	20

STD < 10	17
STD < 5	12

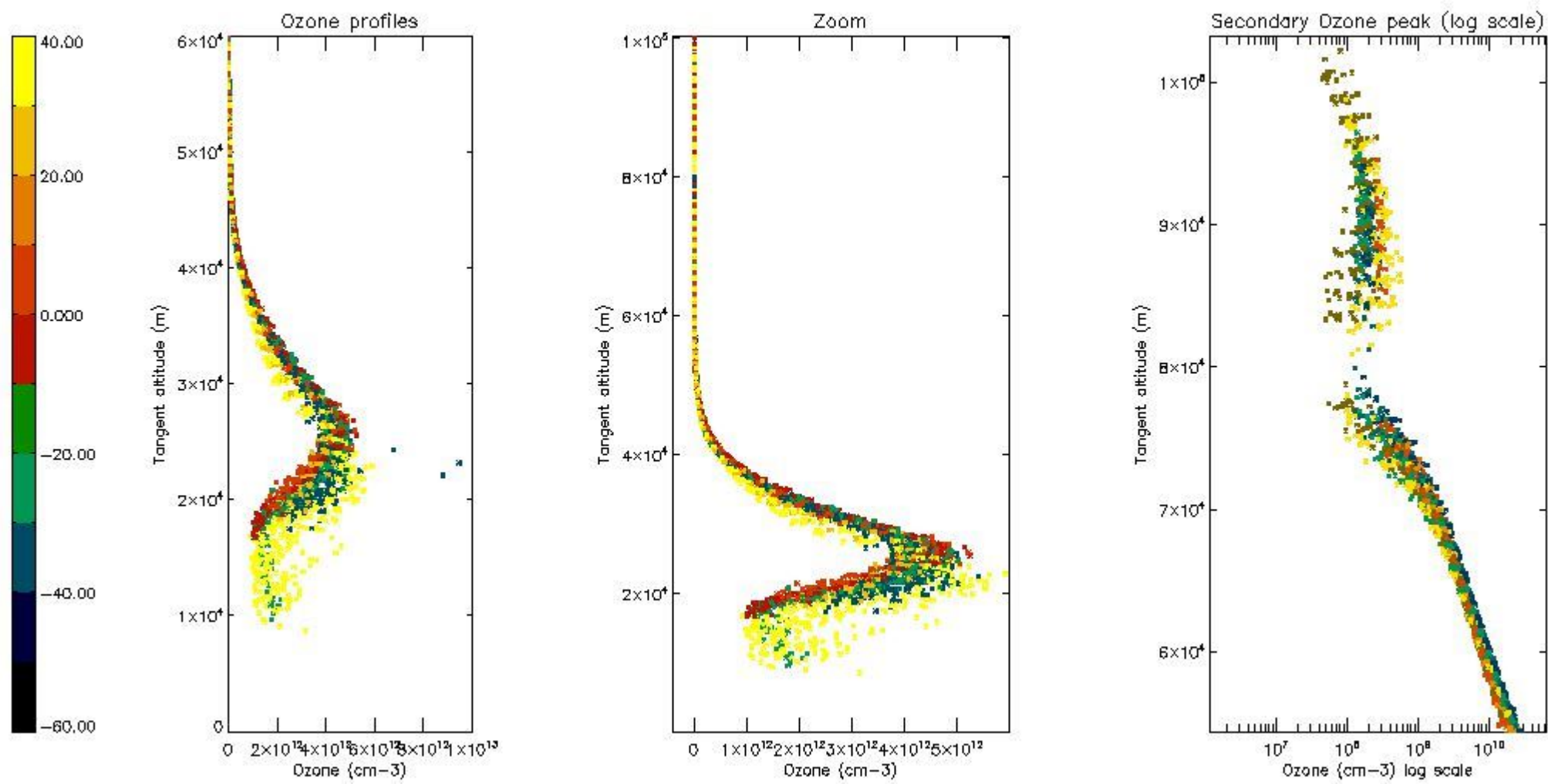
5.2 Plot ozone profiles for all STD (dark without errors)

The colorbar represents the latitude.



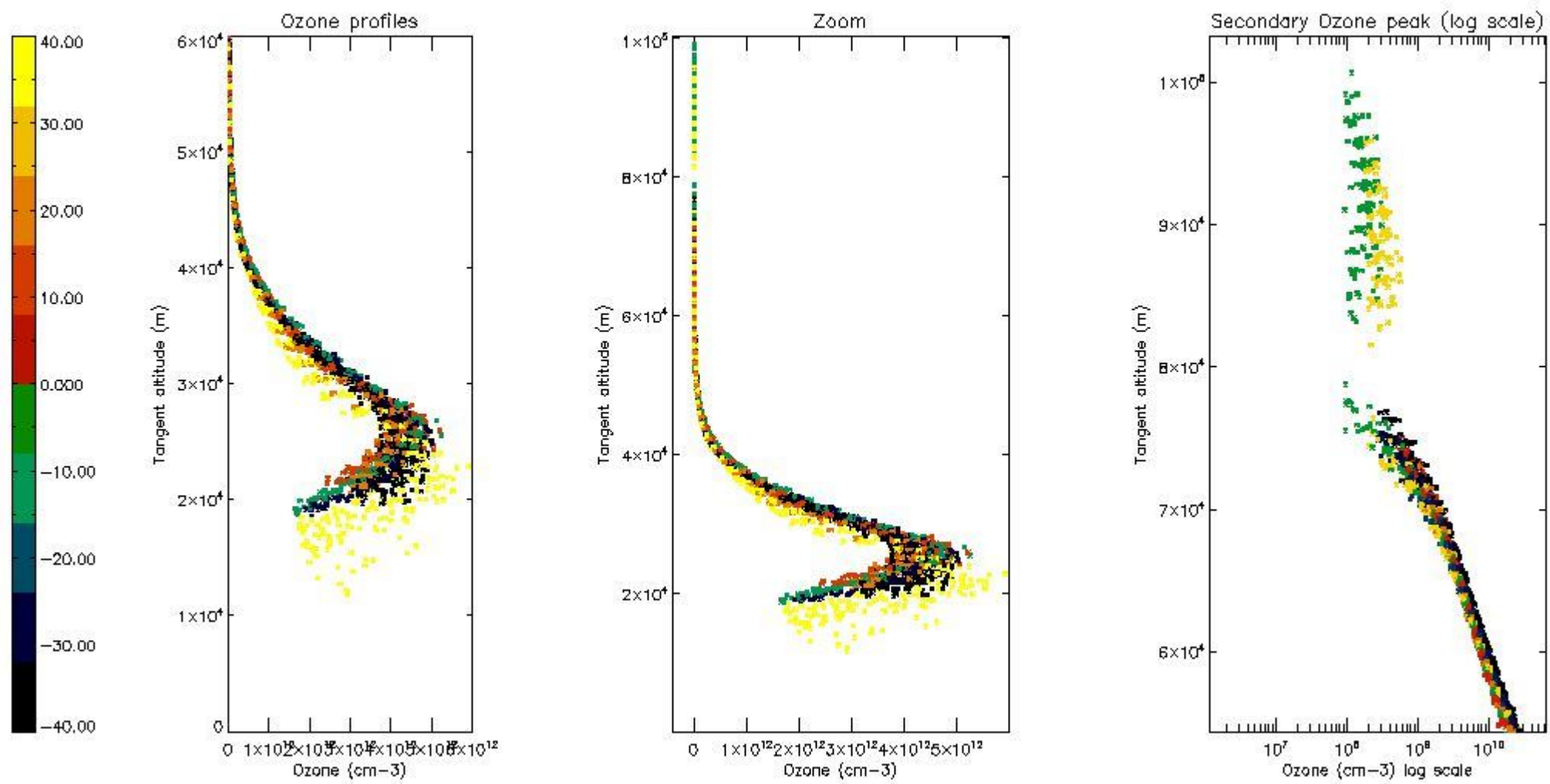
5.3 Plot ozone profiles where STD < 20% (dark without errors)

The colorbar represents the latitude.



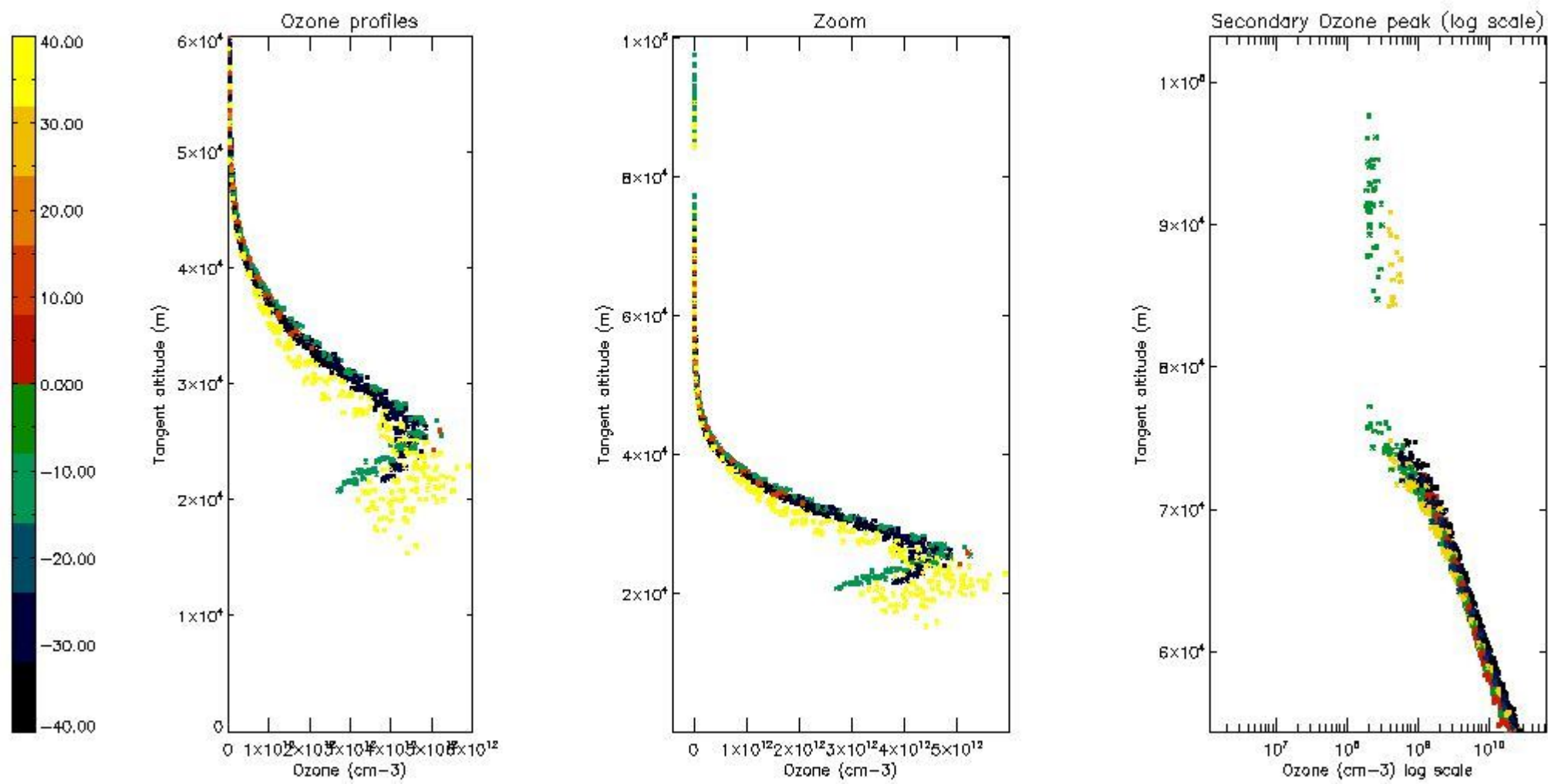
5.4 Plot ozone profiles where STD < 10% (dark without errors)

The colorbar represents the latitude.



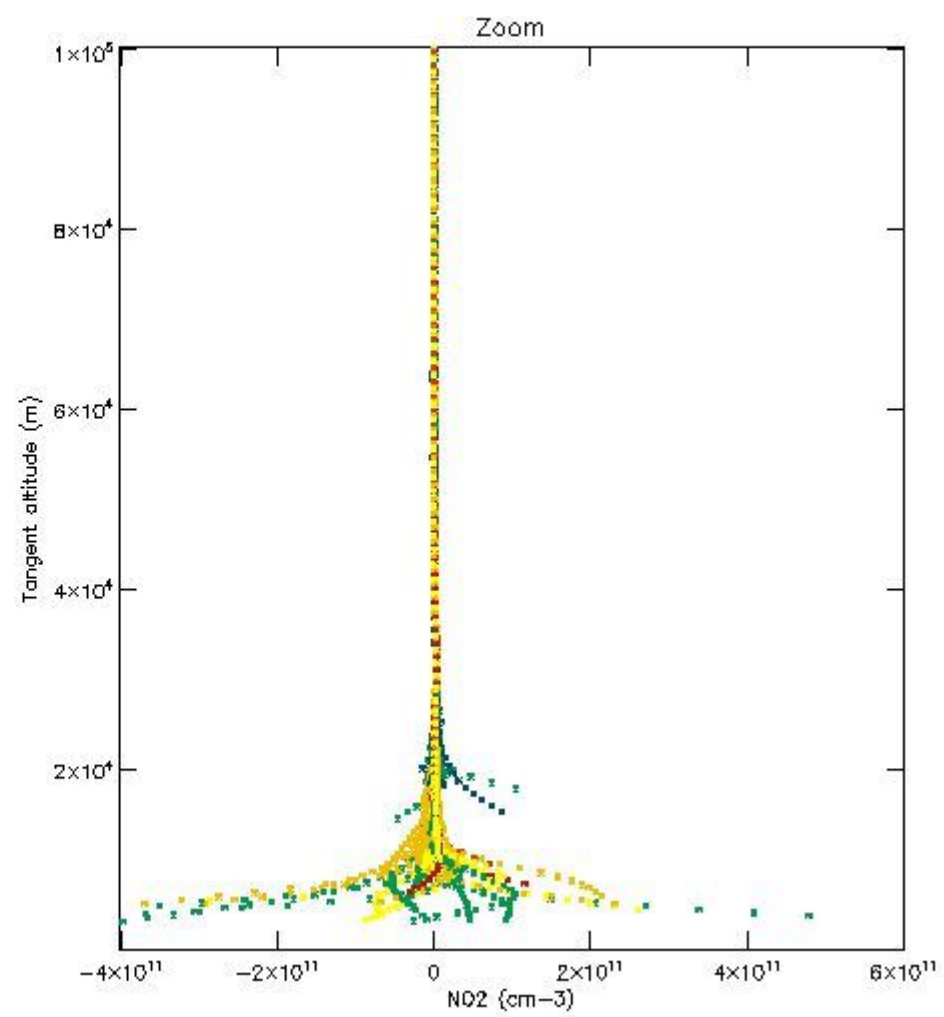
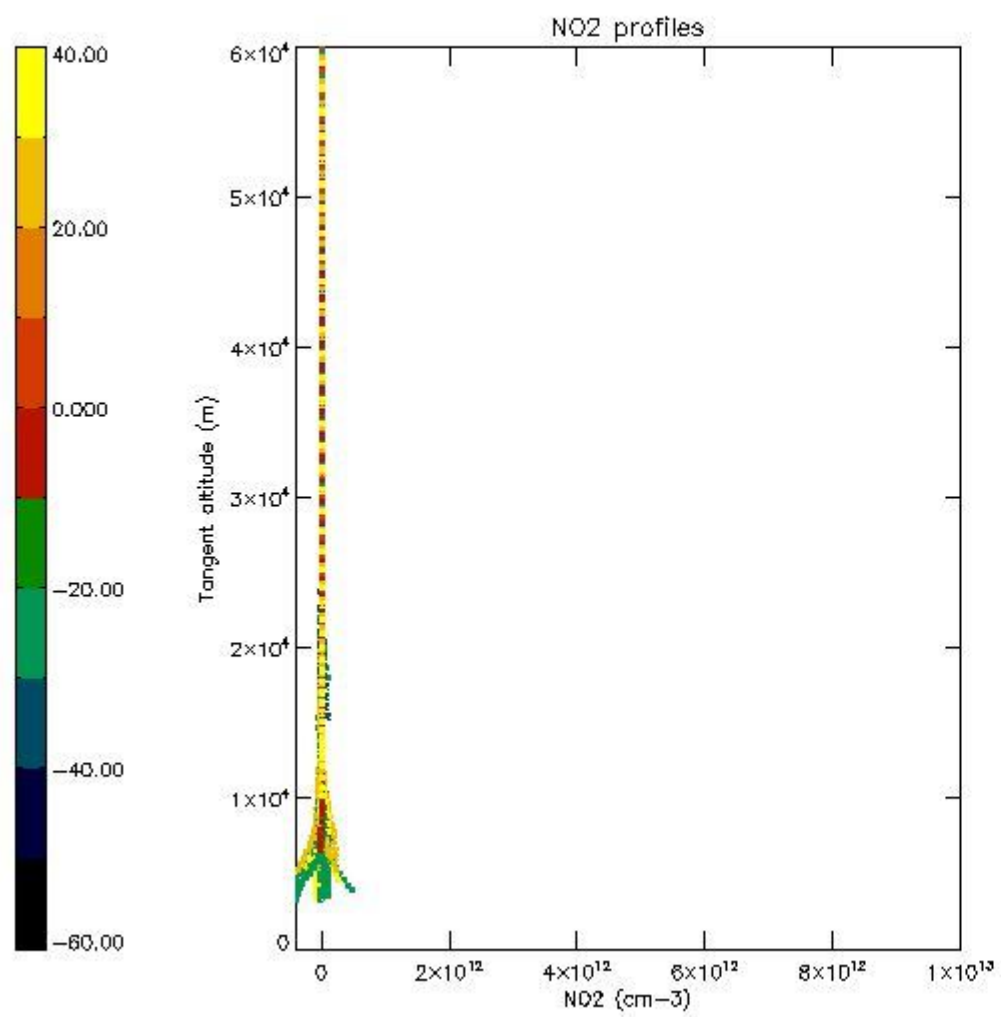
5.5 Plot ozone profiles where STD < 5% (dark without errors)

The colorbar represents the latitude.



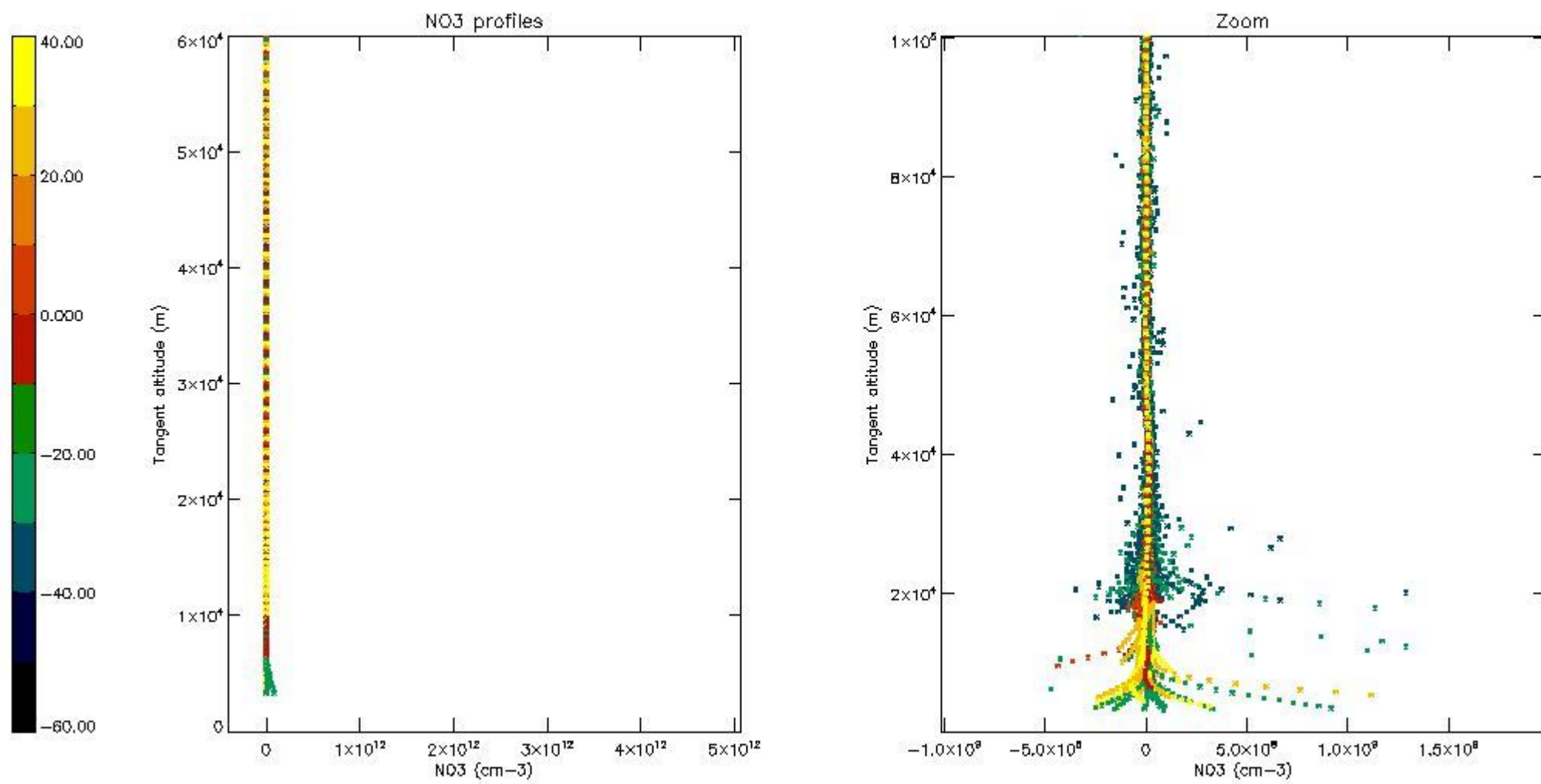
5.6 Plot NO₂ profiles for all STD (dark without errors)

The colorbar represents the latitude.



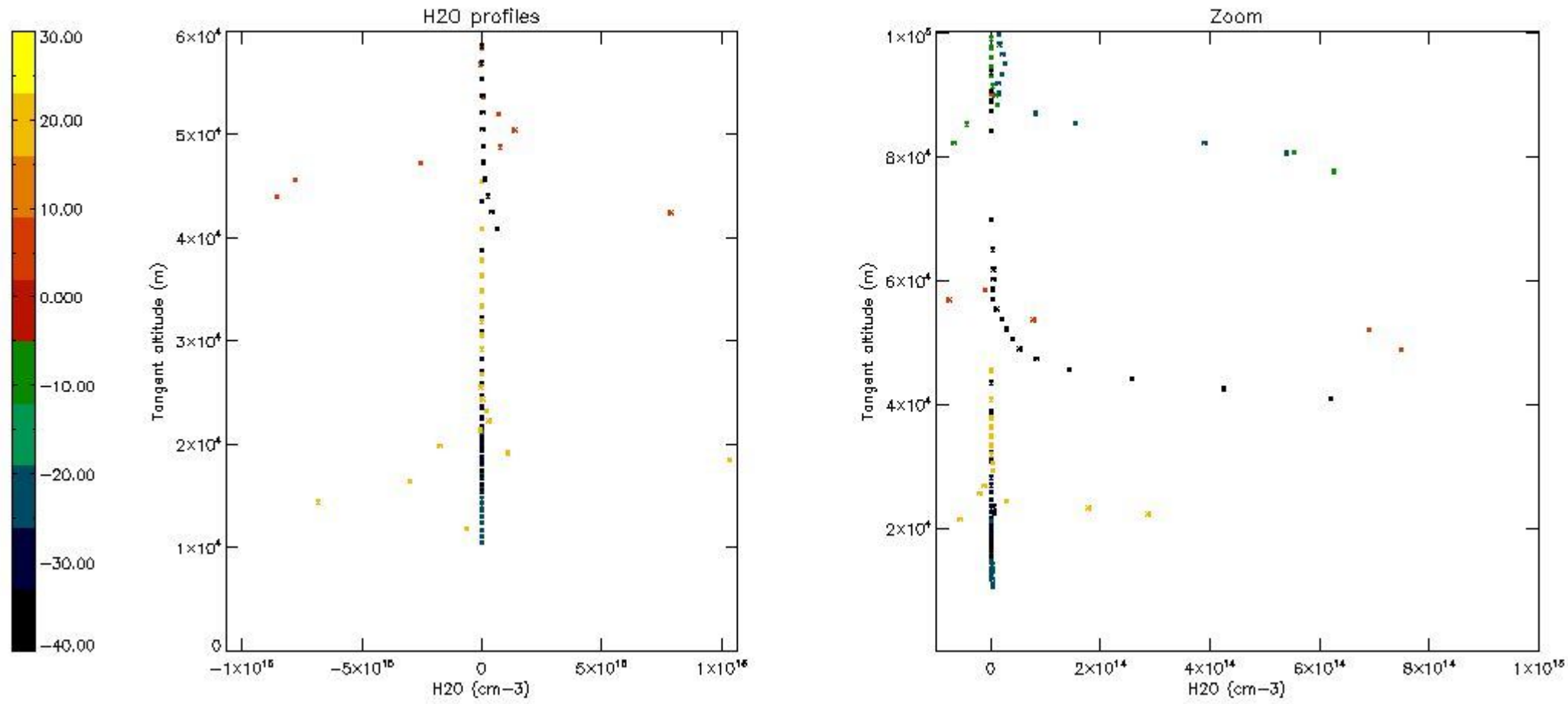
5.7 Plot NO3 profiles for all STD (dark without errors)

The colorbar represents the latitude.



5.8 Plot H2O profiles for all STD (only for occultations of stars 1,2,3,4,13,14,16,26,63 dark without errors)

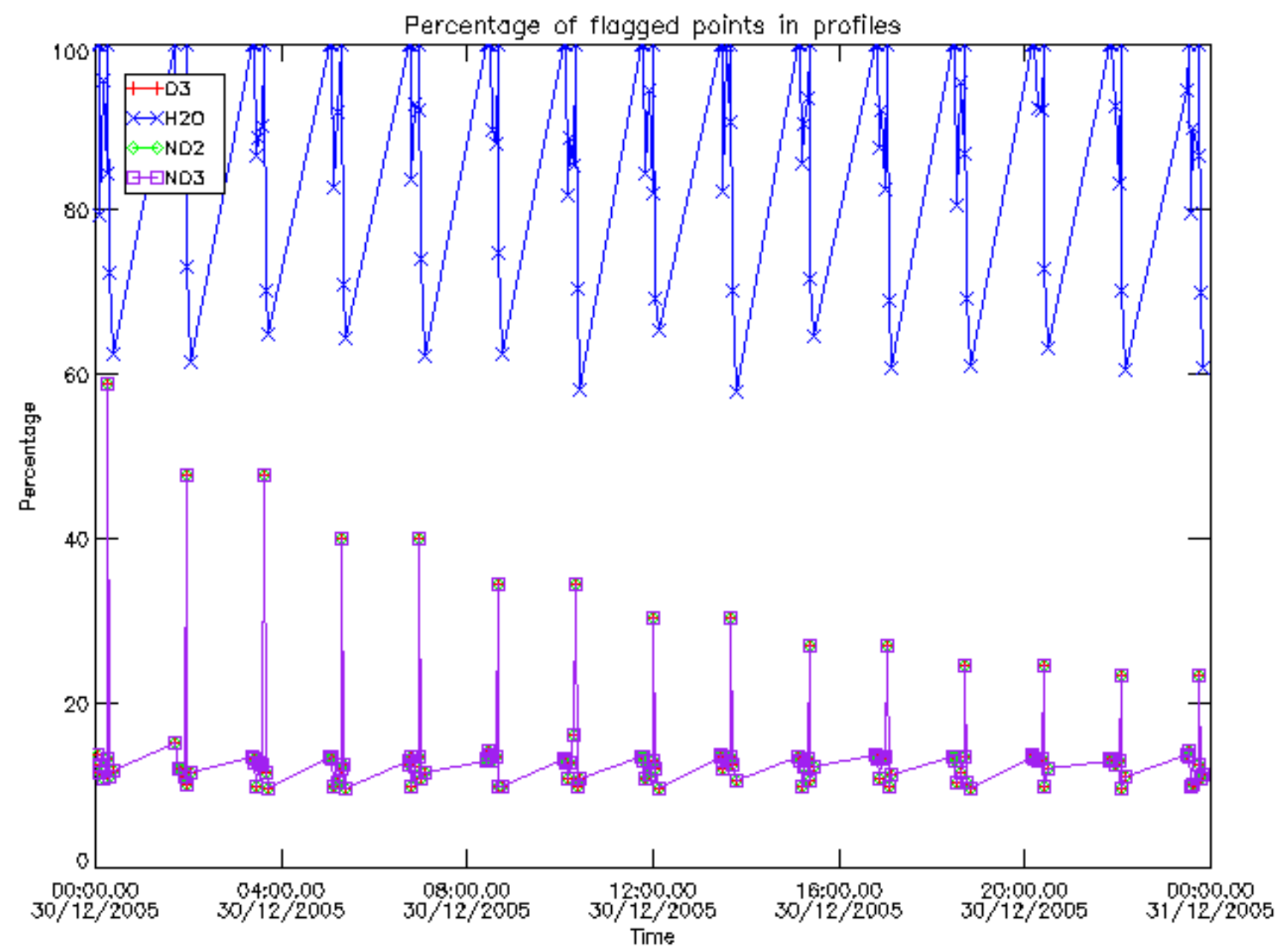
The colorbar represents the latitude.



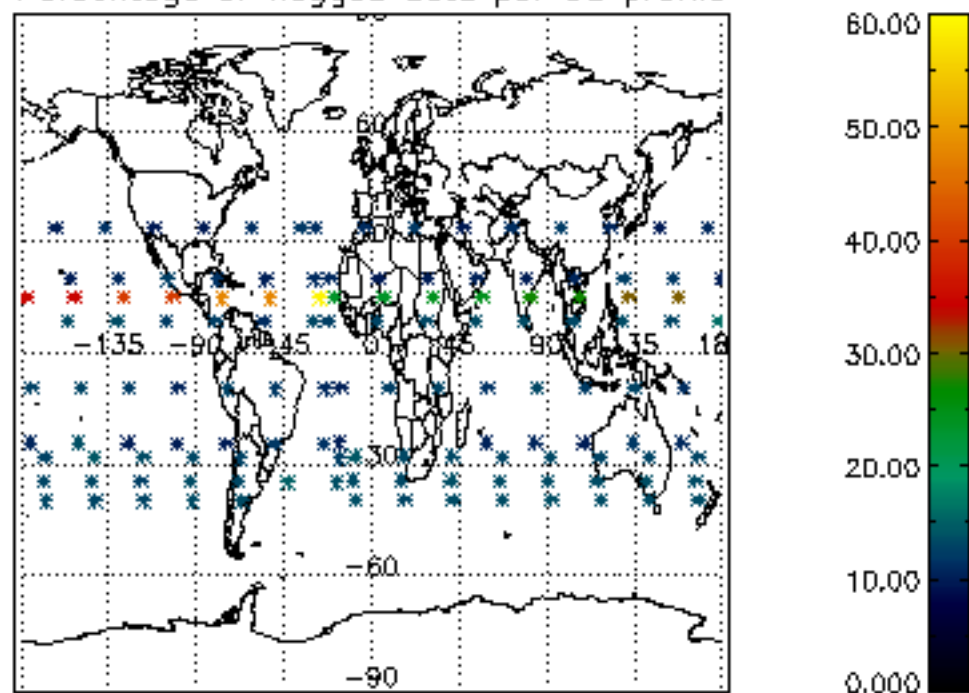
6. Auxiliary Data Files used for the production reported in section 2

The number reported in the third column indicates since which file (see list in section 2) the corresponding auxiliary file has been used. The fourth column is the date of those product files.

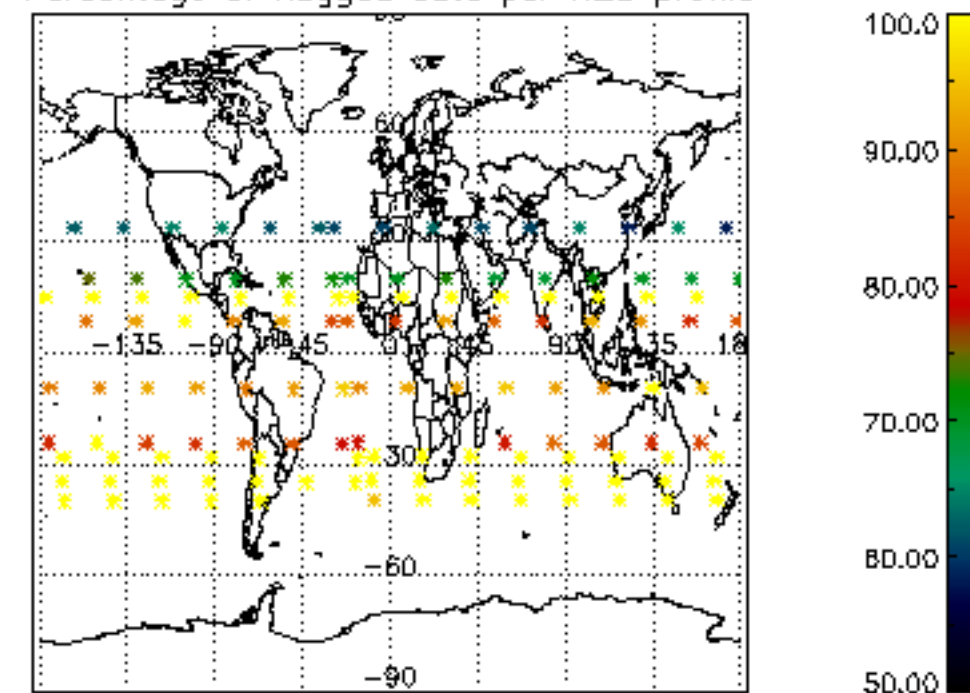
Type	Auxiliary Filename	Used since product	Used since product date
INST_PHYS_CHARACTERISTICS	GOM_INS_AXVIEC20091111_143220_20030716_120000_20500101_000000	1	30-DEC-2005 00:02:35
LEVEL-2_PROC_CONFIG	GOM_PR2_AXVIEC20091111_152718_20020301_000000_20500101_000000	1	30-DEC-2005 00:02:35
CROSS_SECTIONS_FILE	GOM_CRS_AXVIEC20091111_154832_20020301_000000_20500101_000000	1	30-DEC-2005 00:02:35



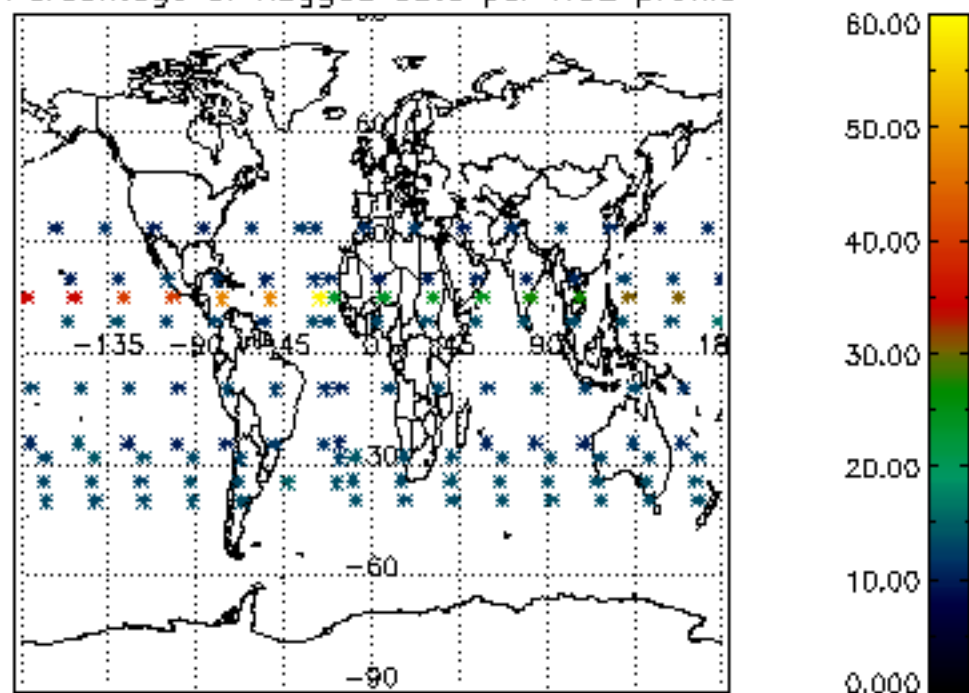
Percentage of flagged data per D3 profile



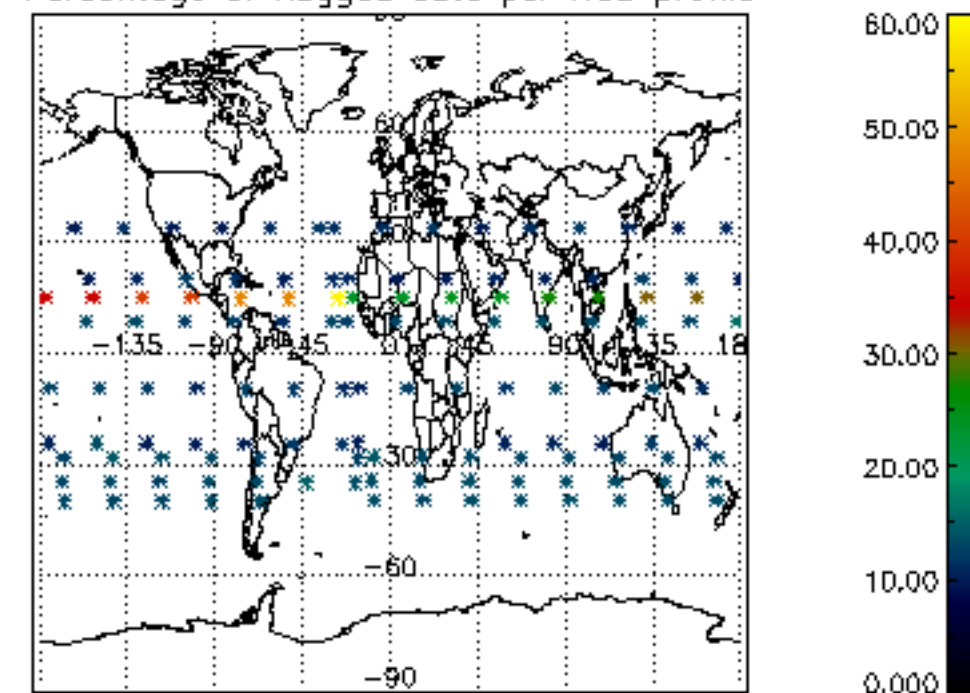
Percentage of flagged data per H2O profile

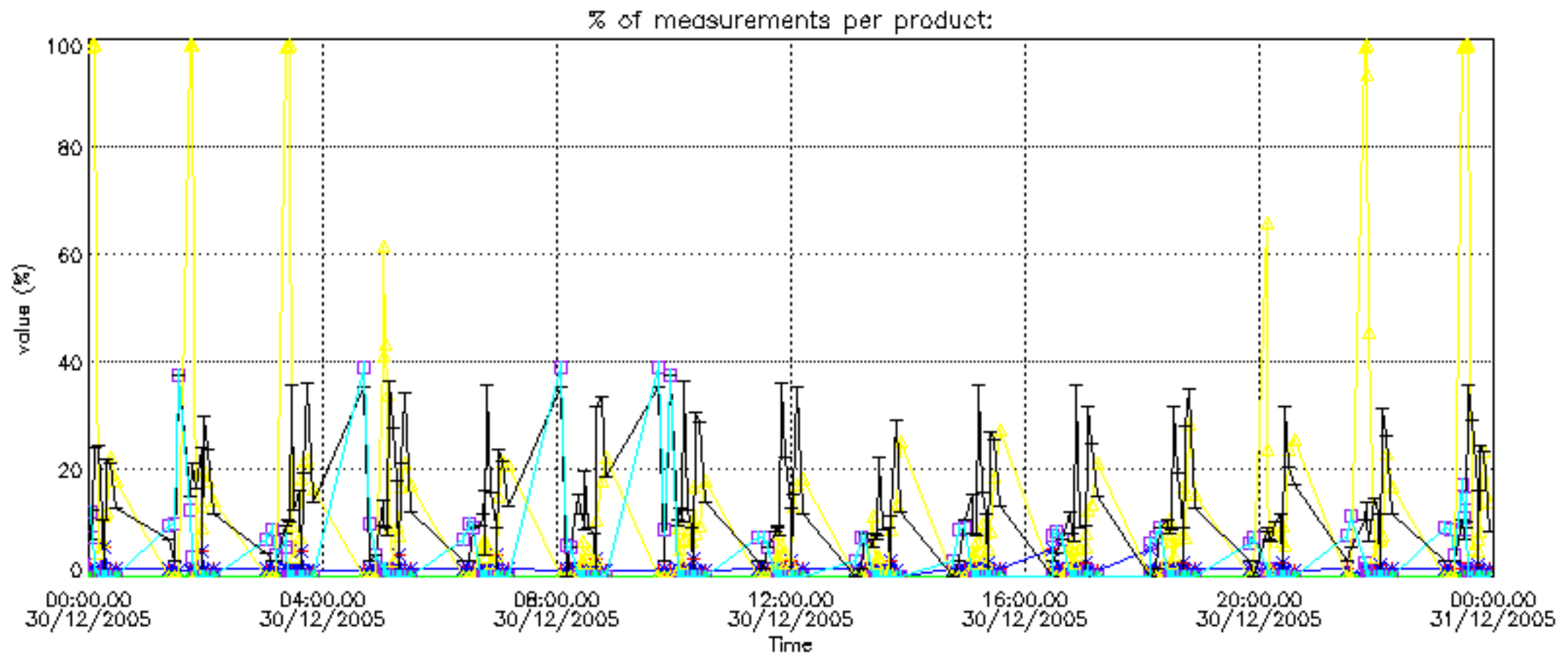


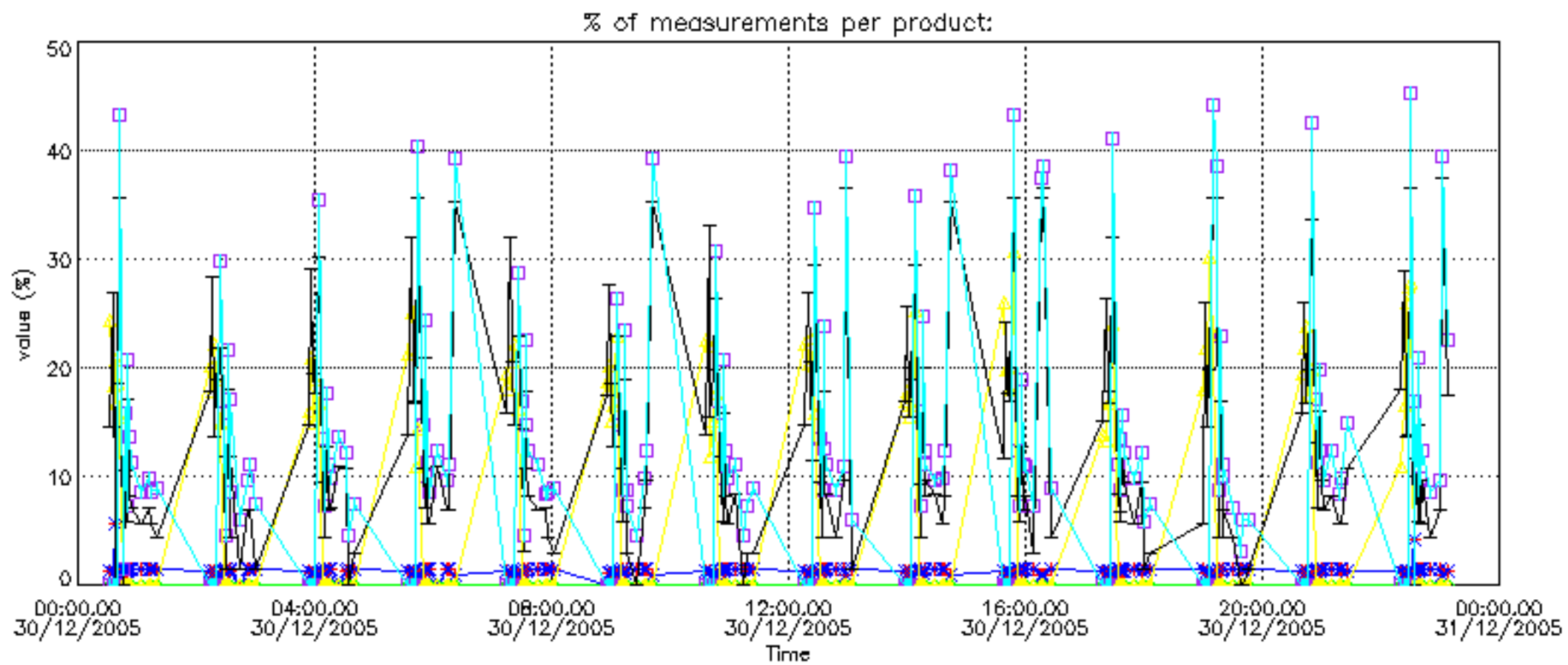
Percentage of flagged data per NO2 profile



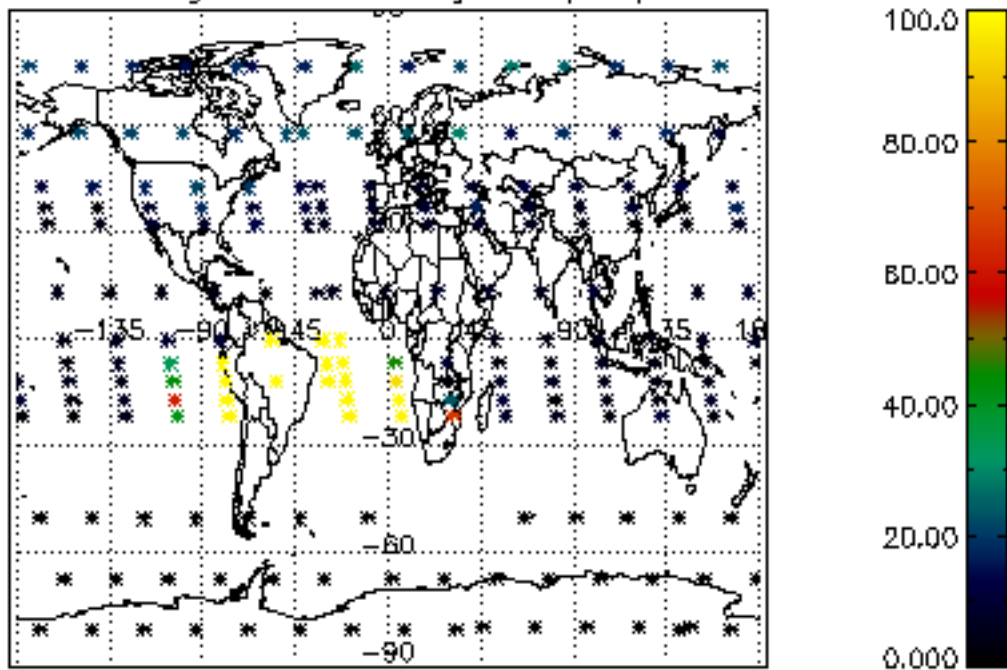
Percentage of flagged data per NO3 profile



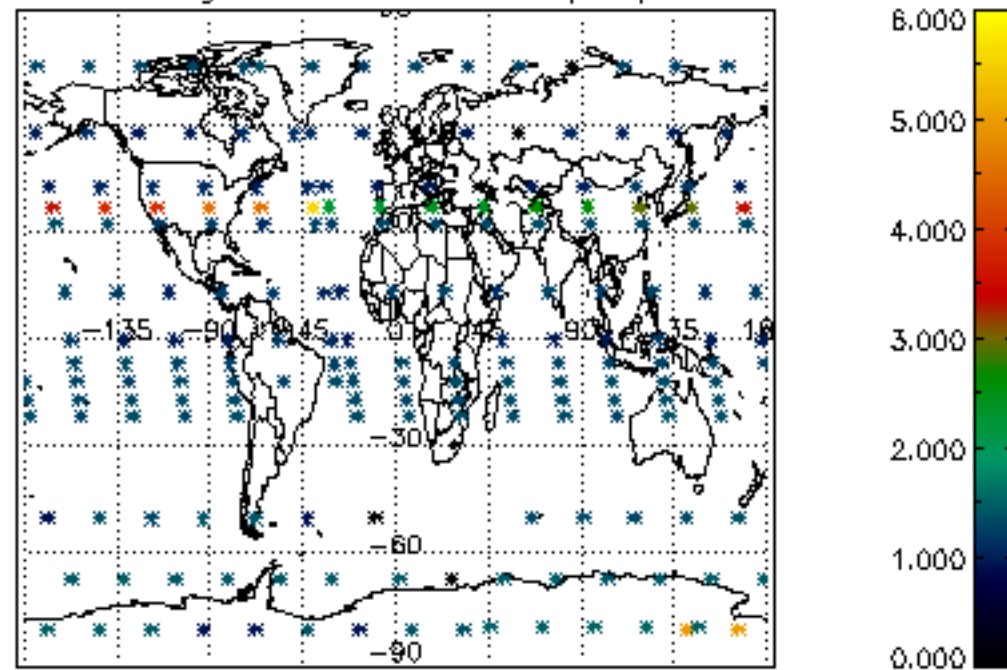




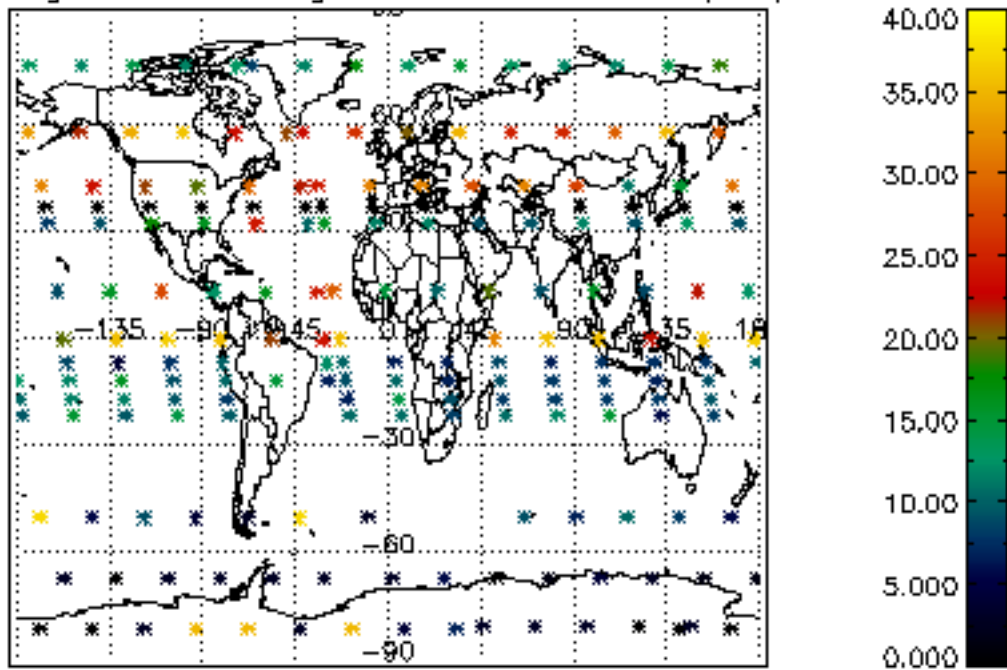
Percentage of cosmic ray hits per profile



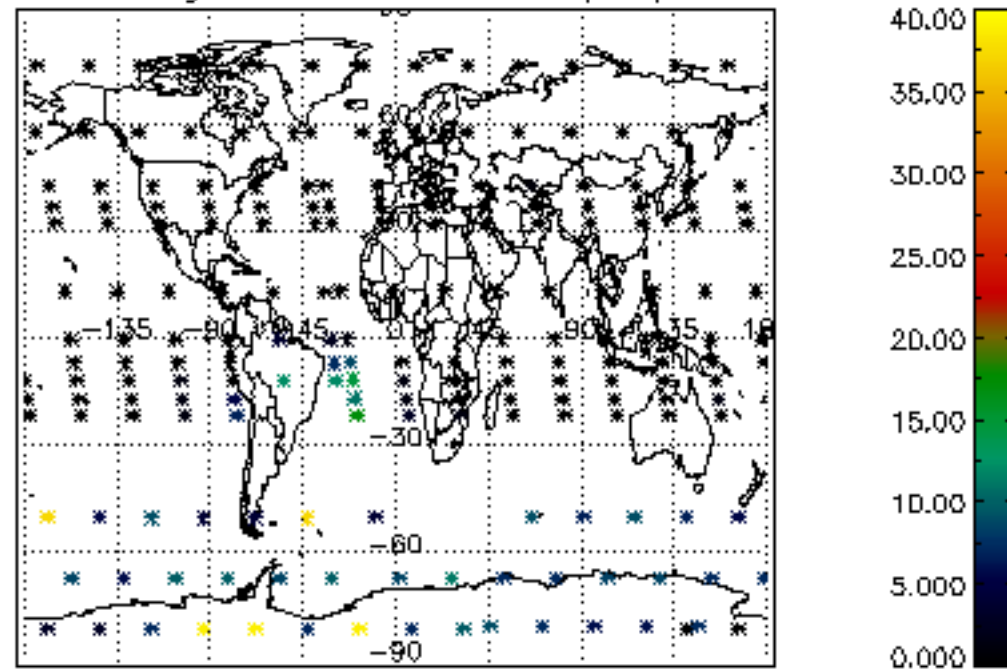
Percentage of datation errors per profile



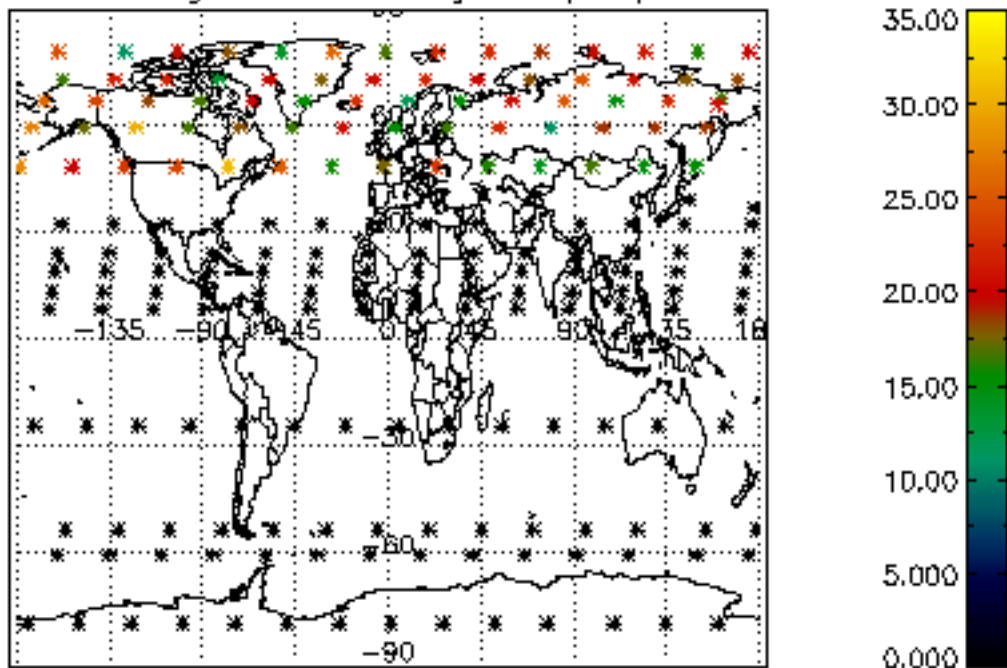
Percentage of star falling outside central band per profile



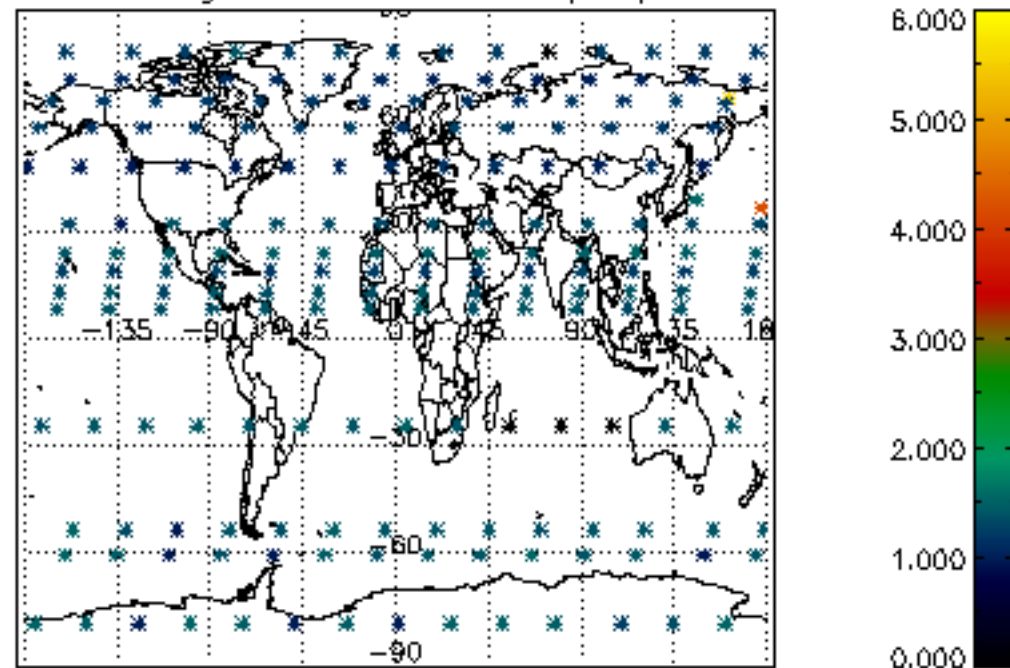
Percentage of saturation errors per profile



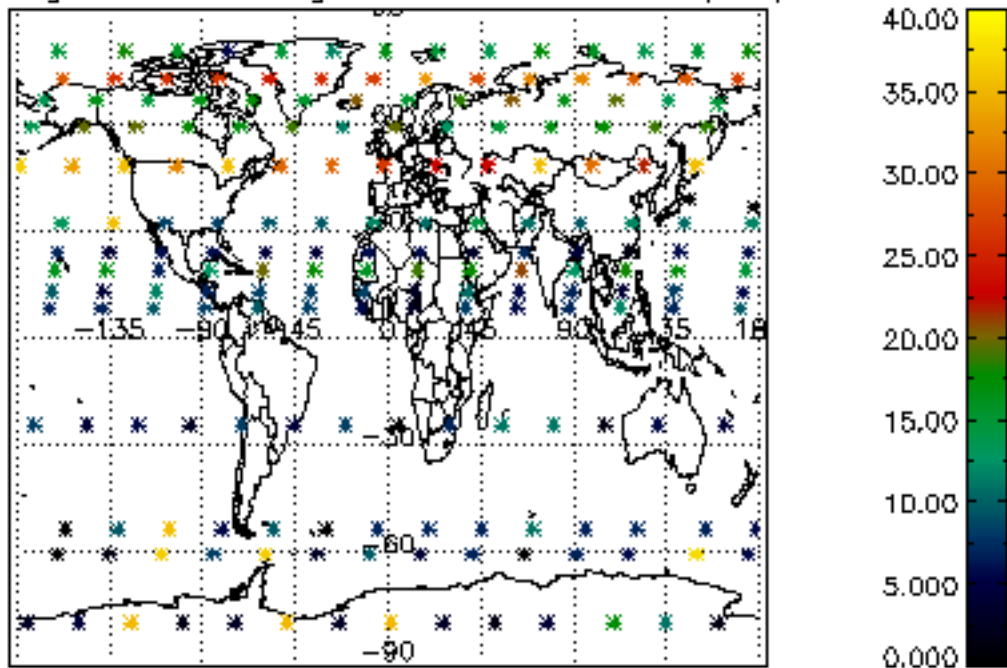
Percentage of cosmic ray hits per profile



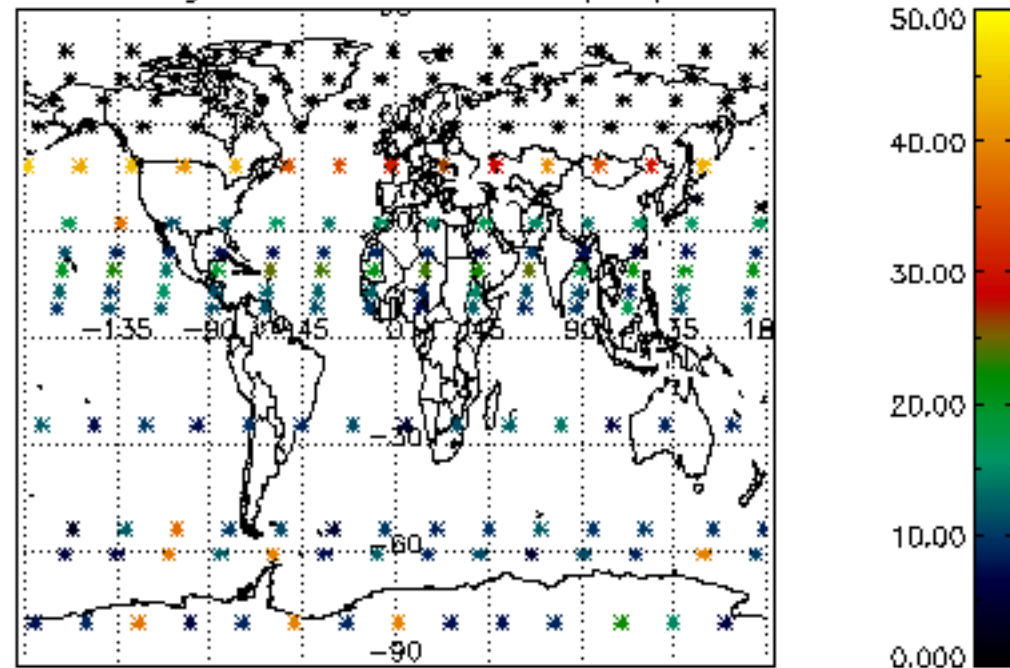
Percentage of datation errors per profile

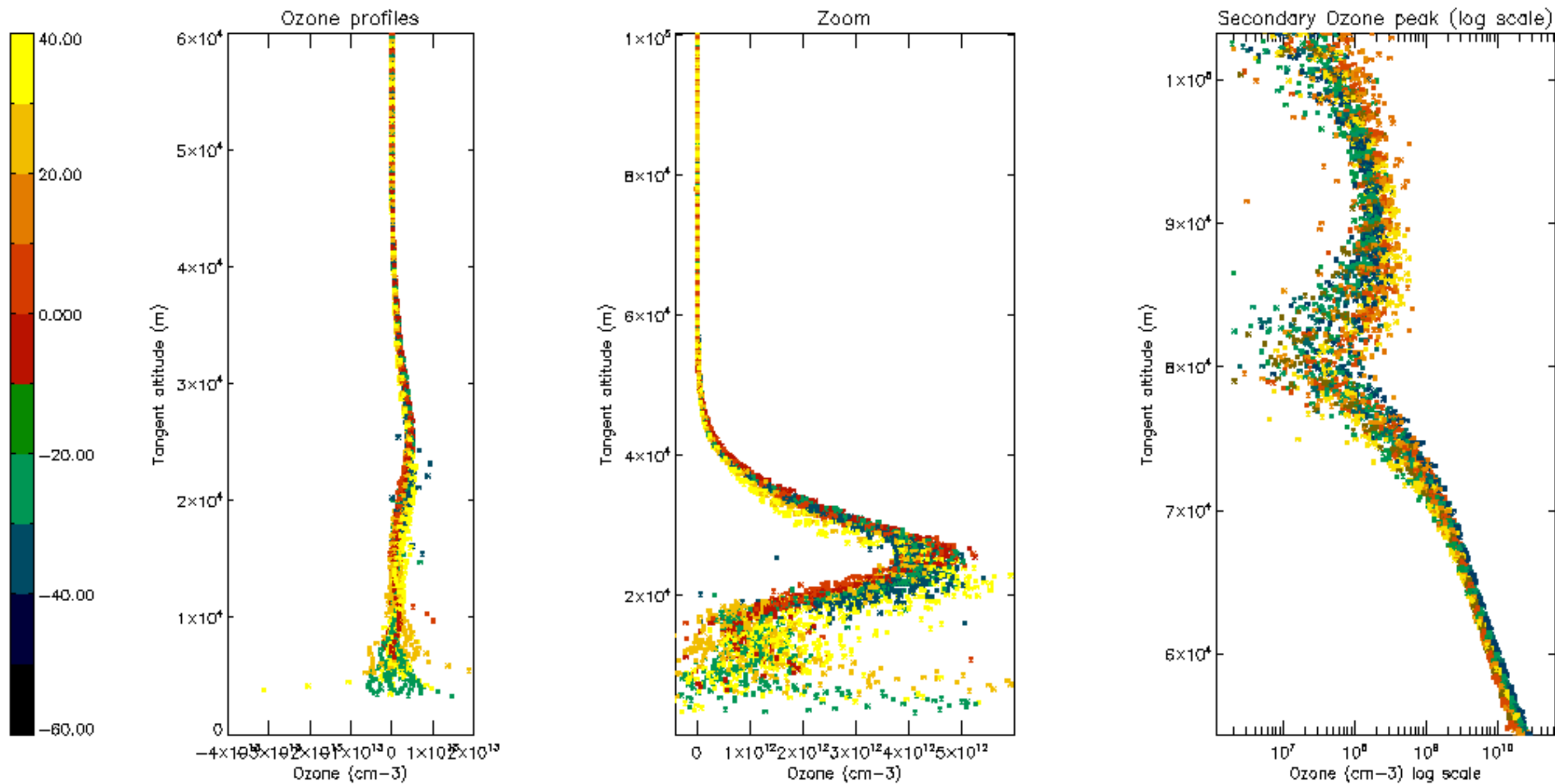


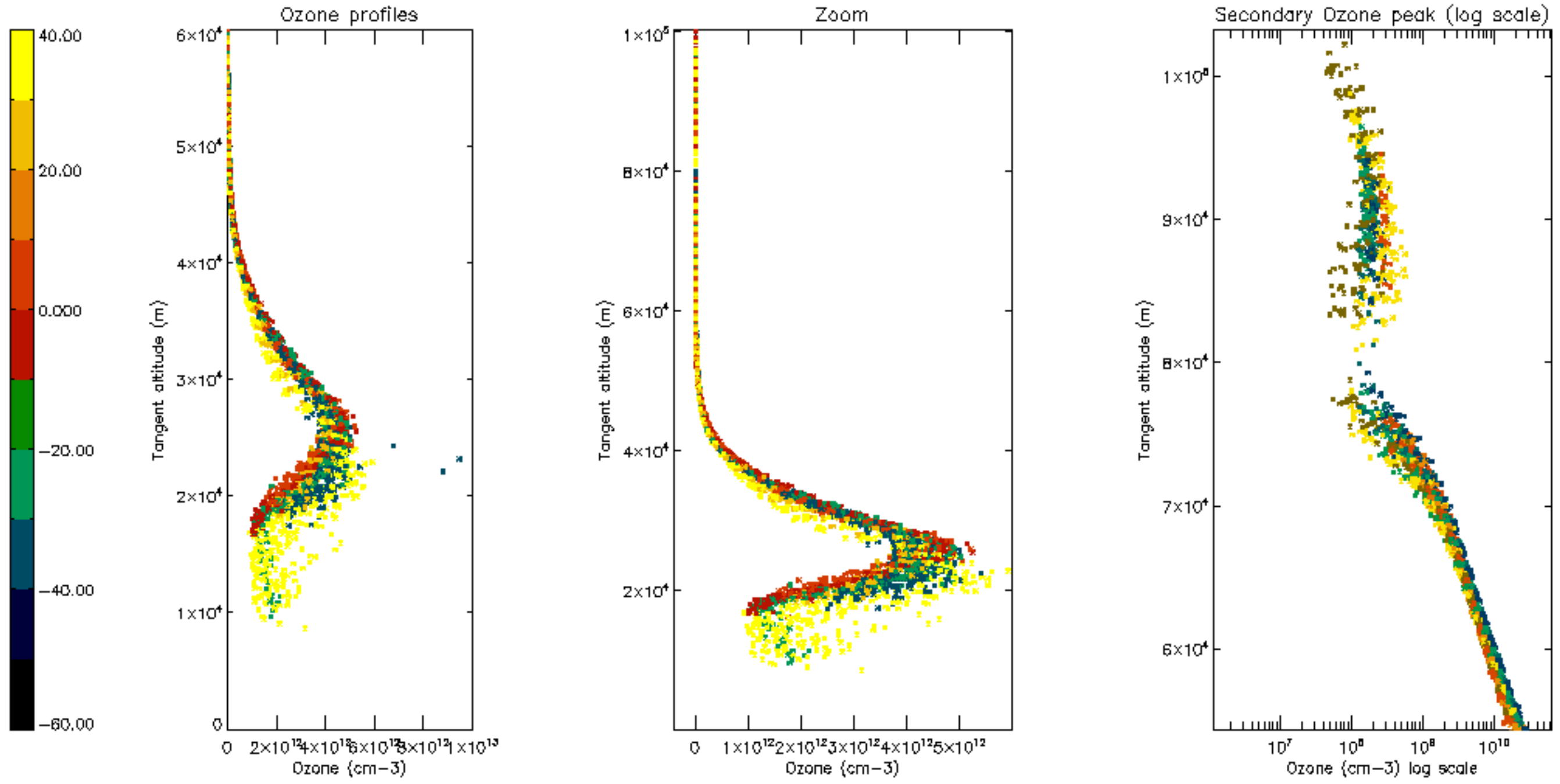
Percentage of star falling outside central band per profile

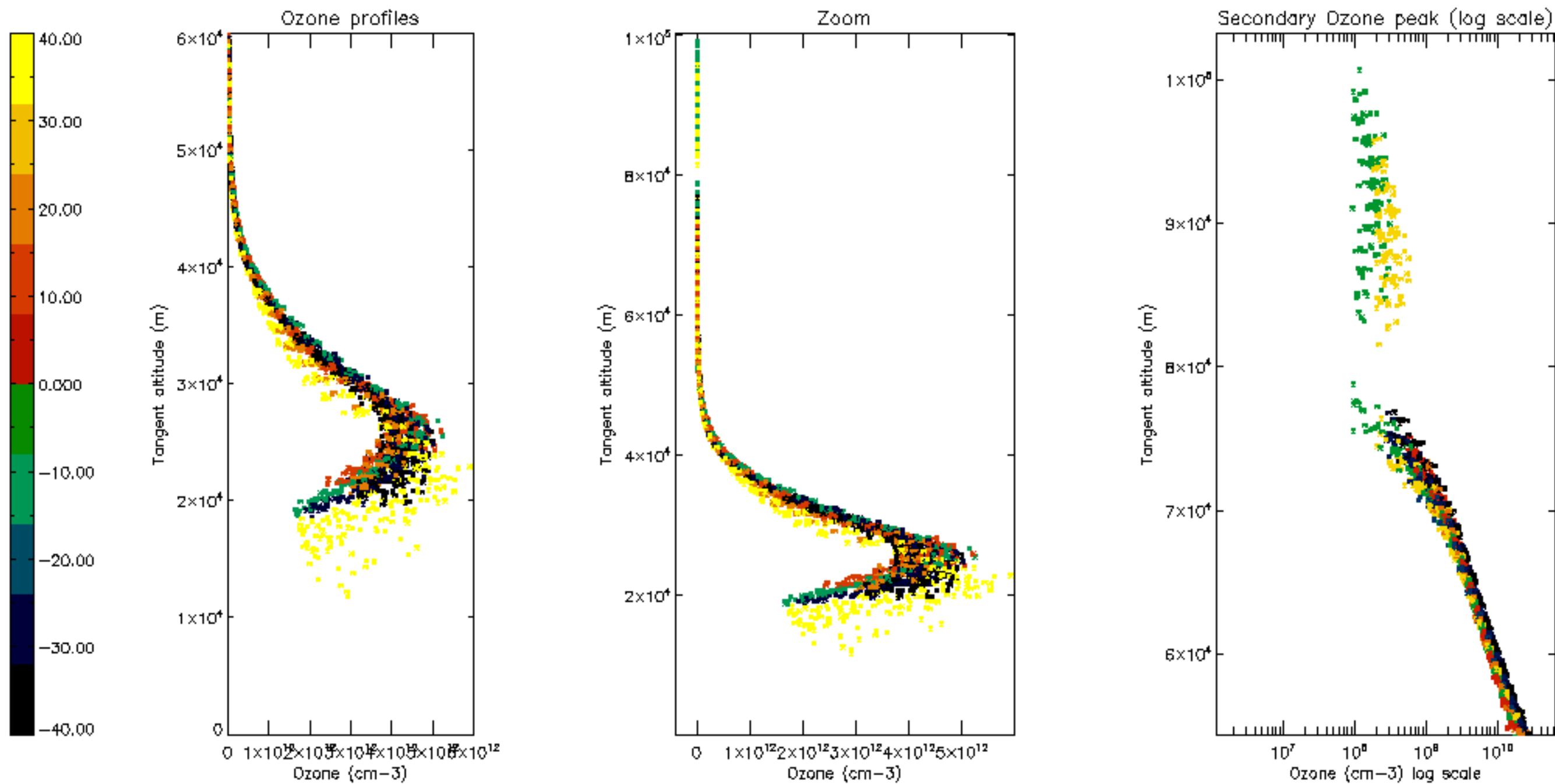


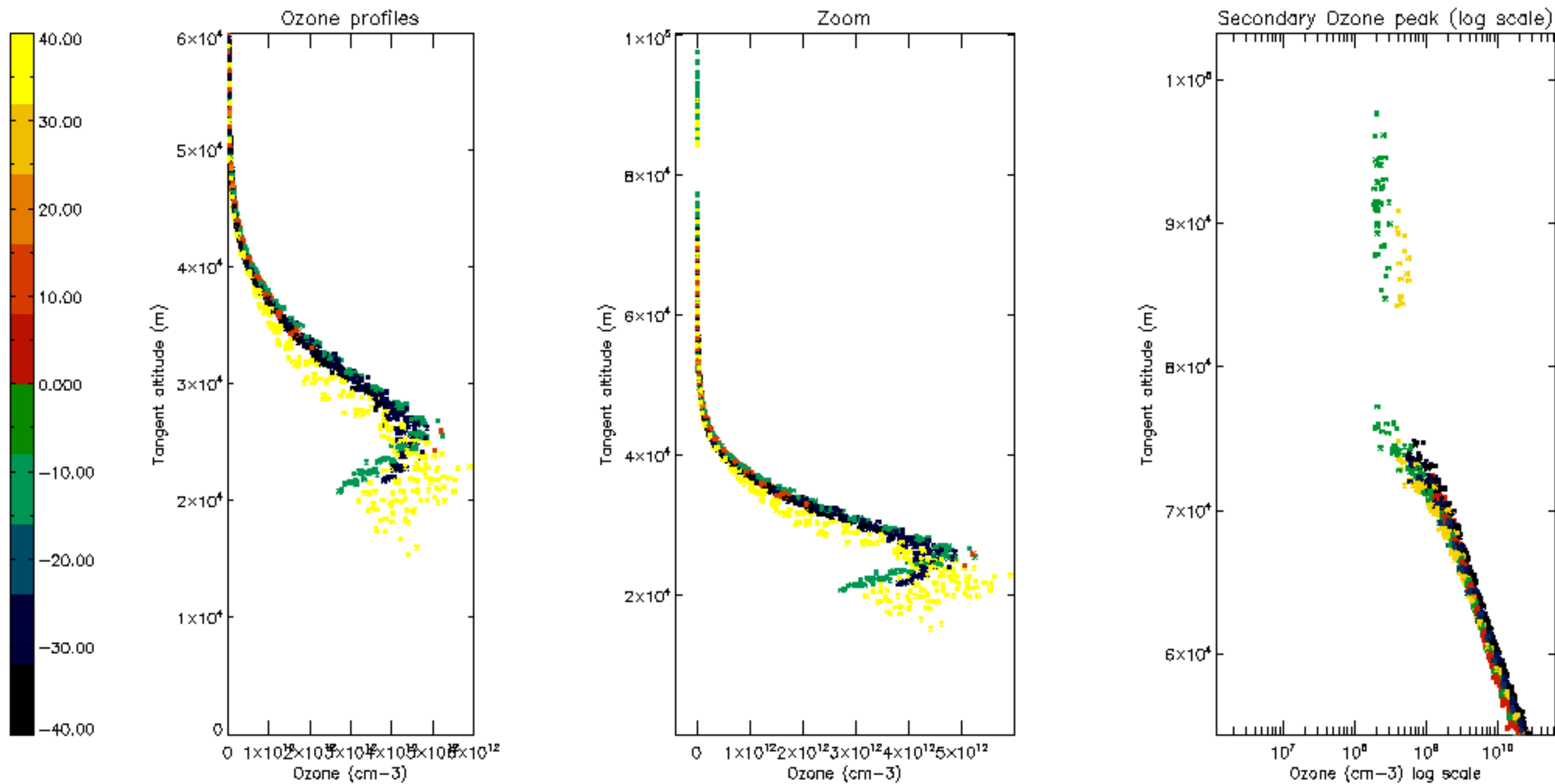
Percentage of saturation errors per profile

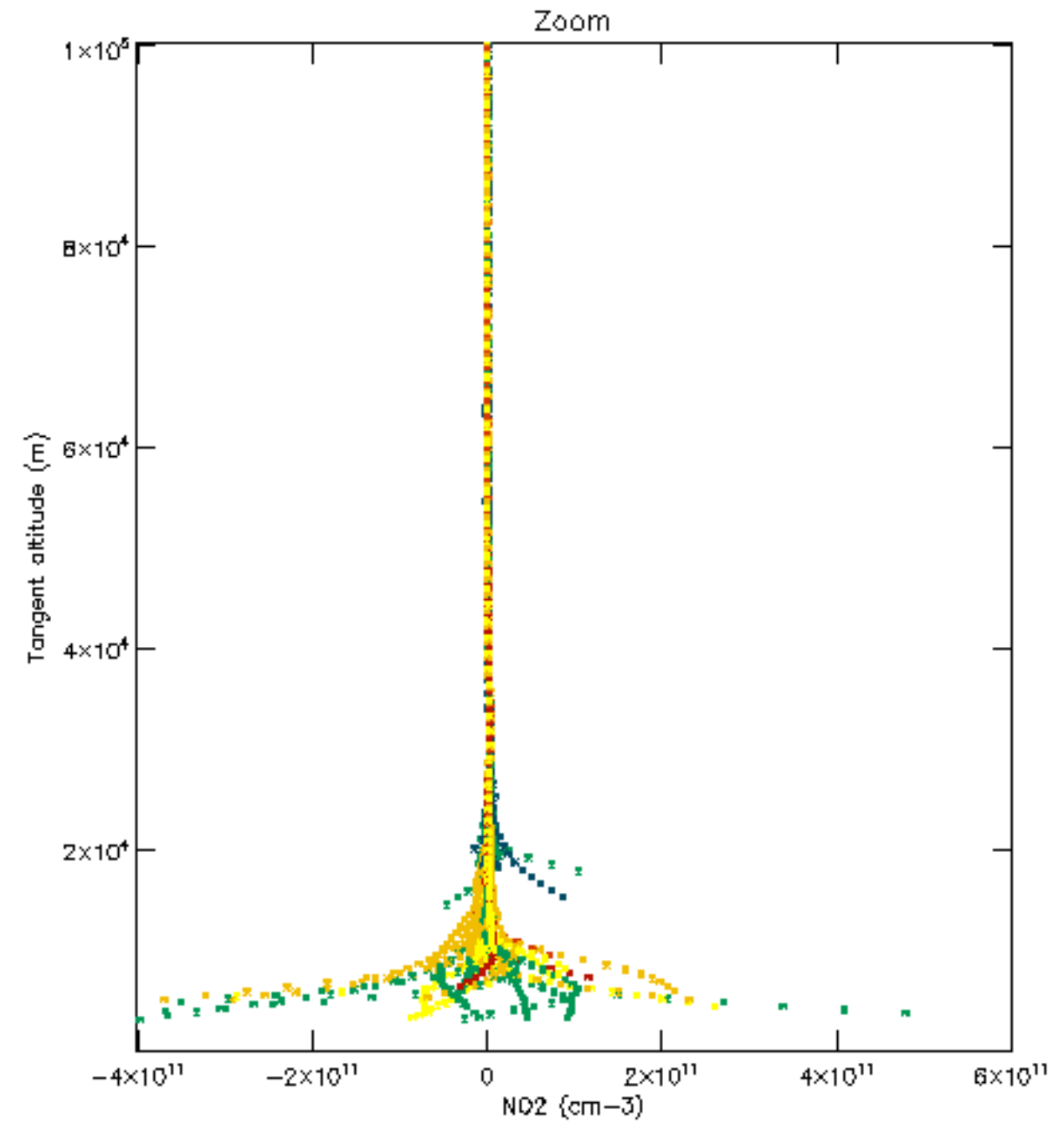
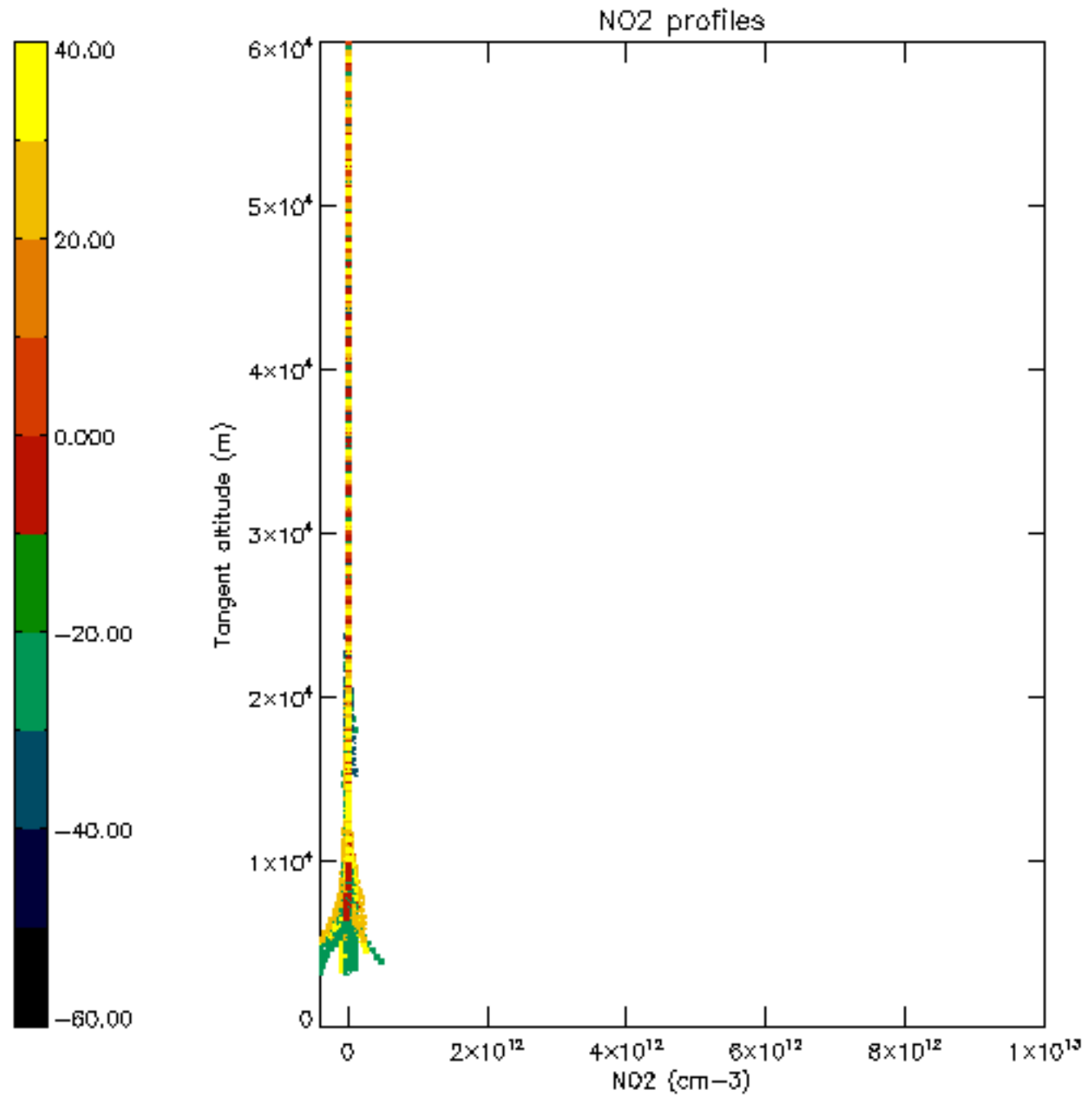


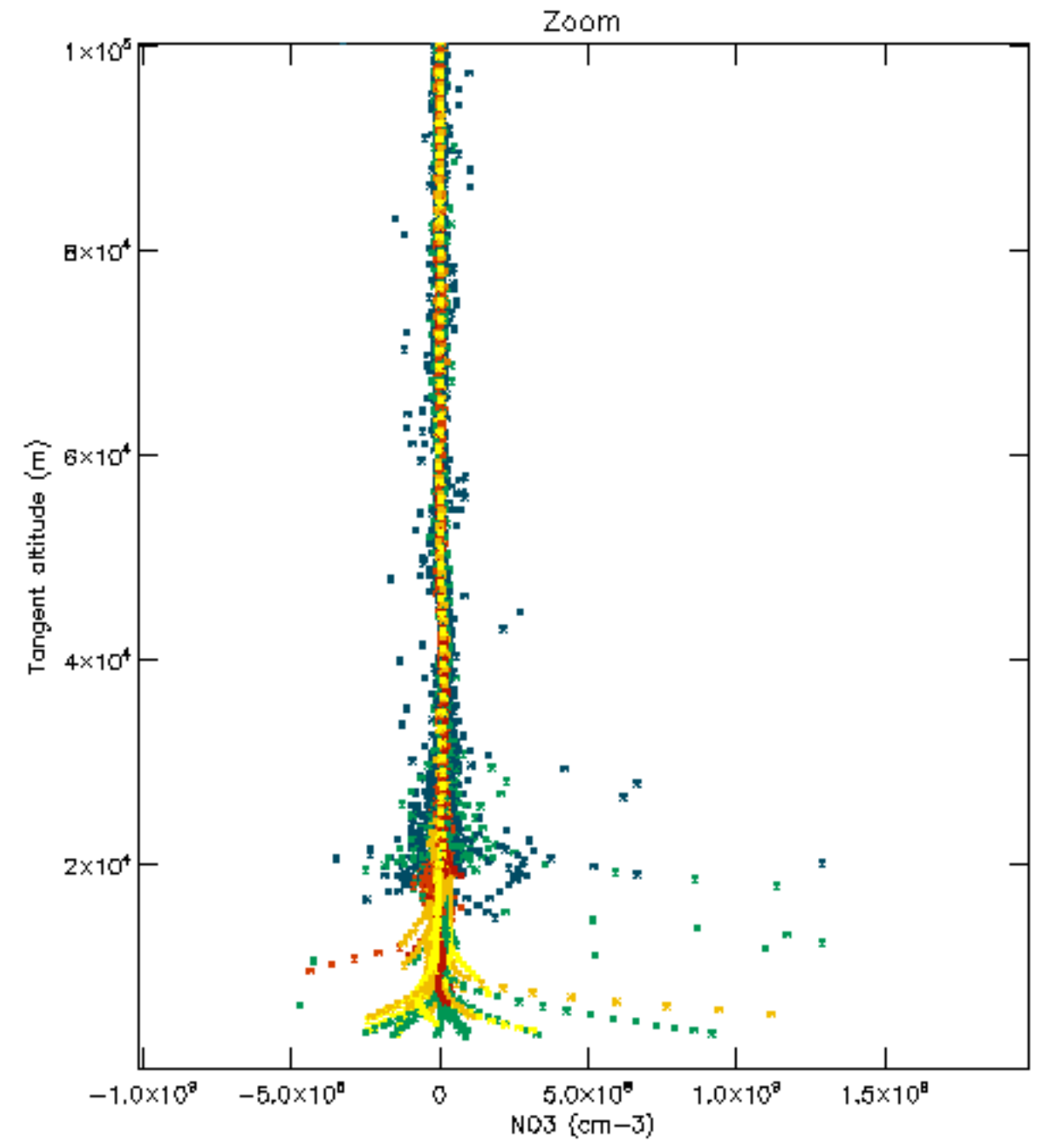
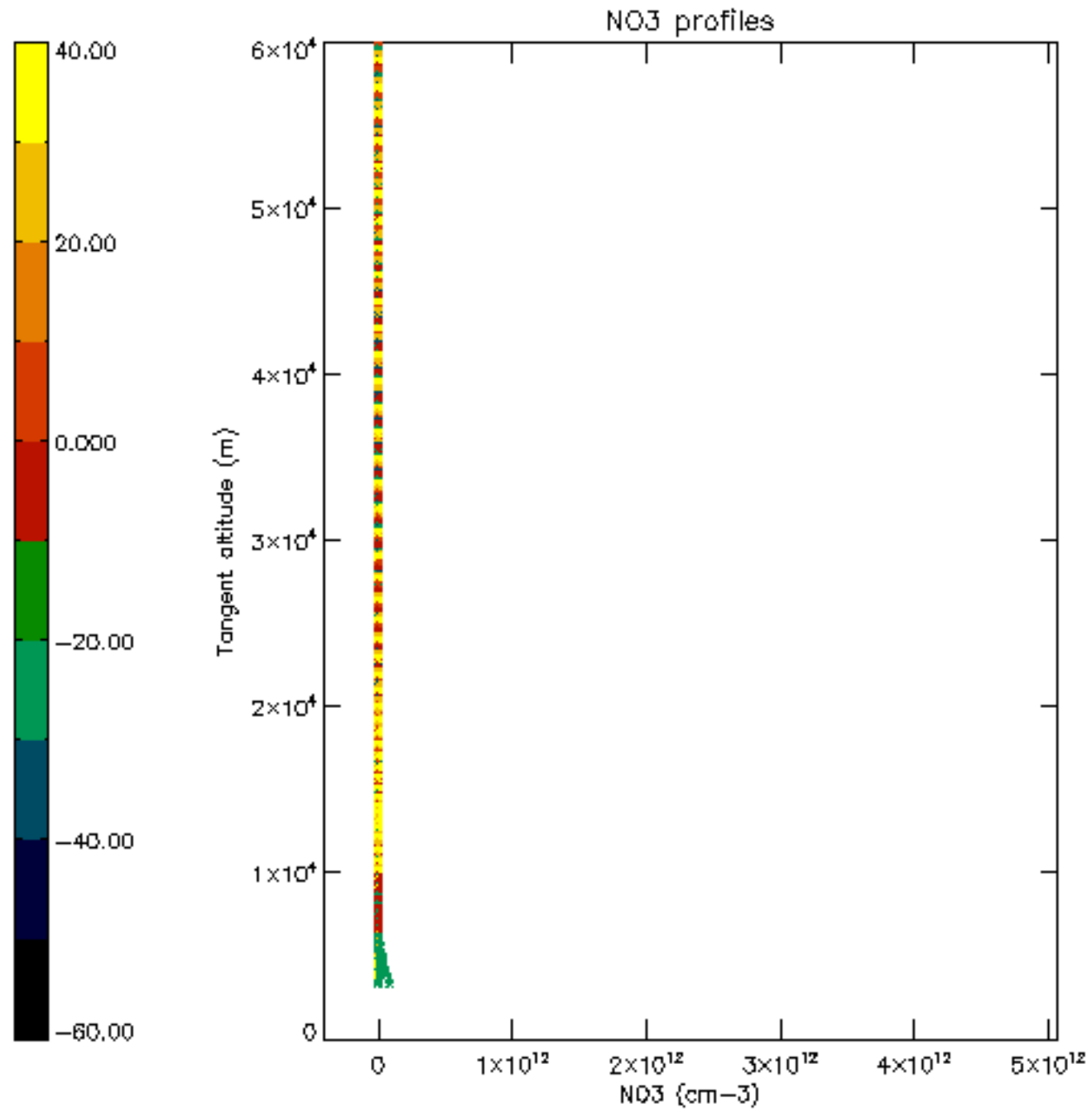


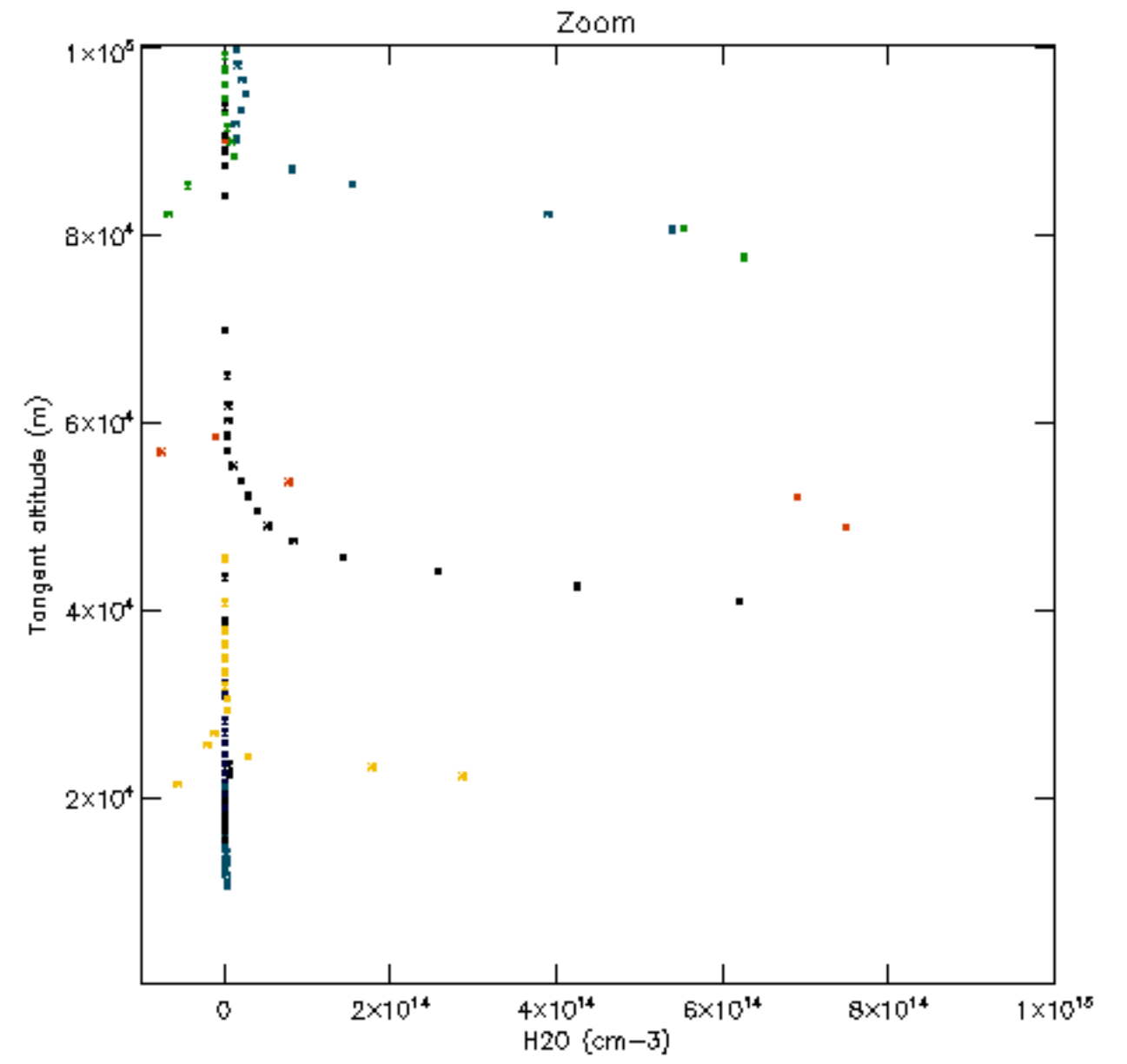
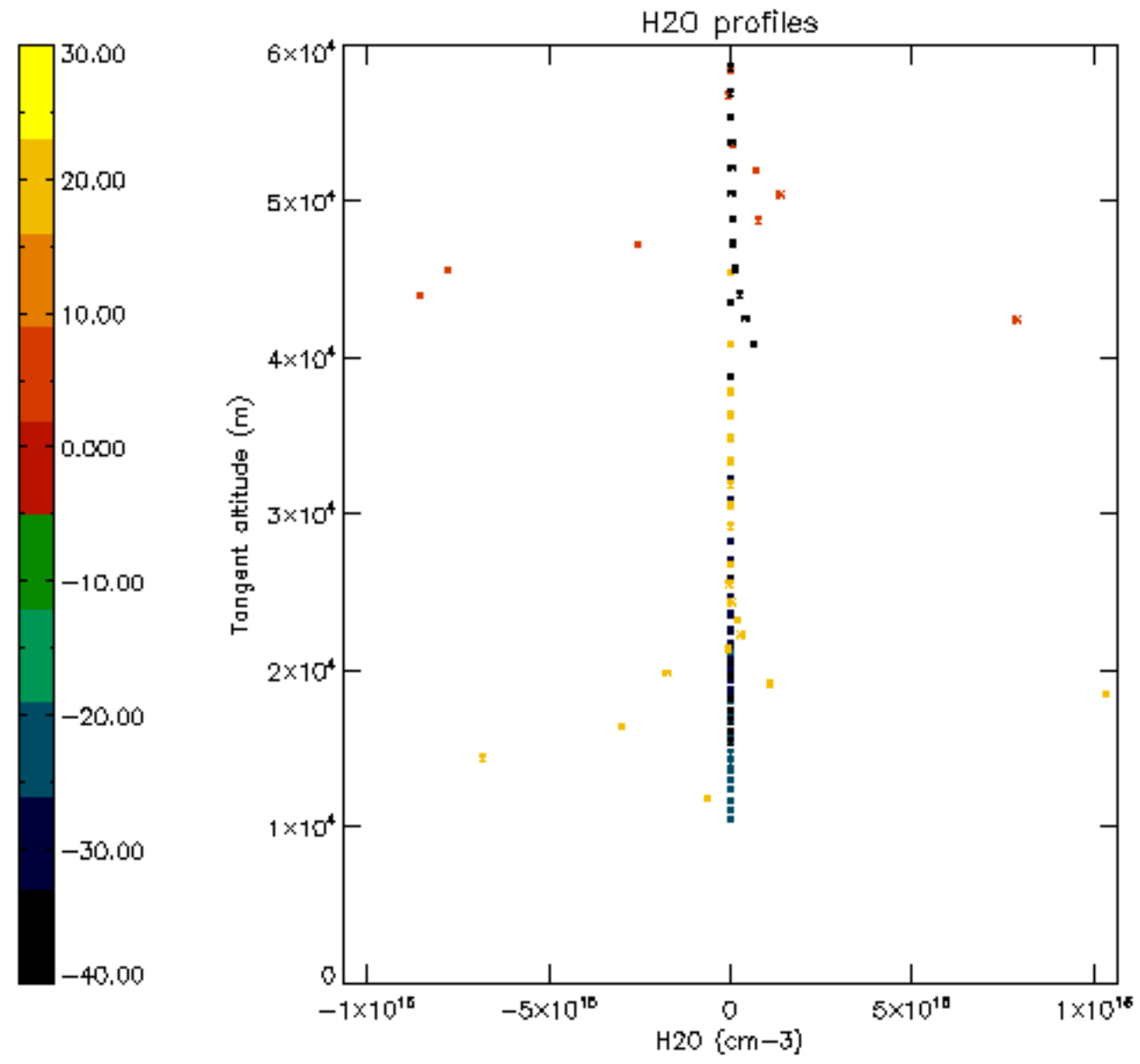


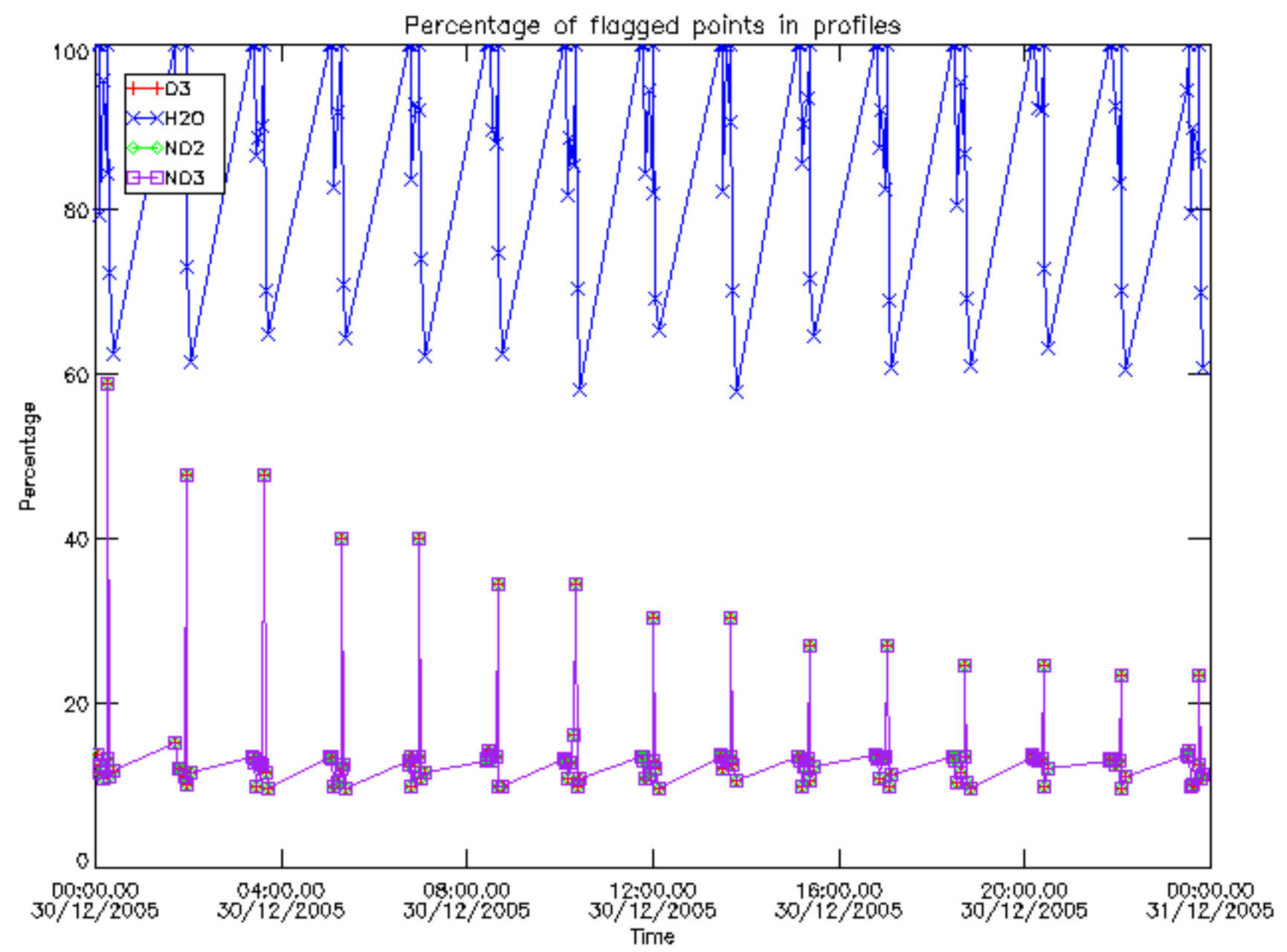




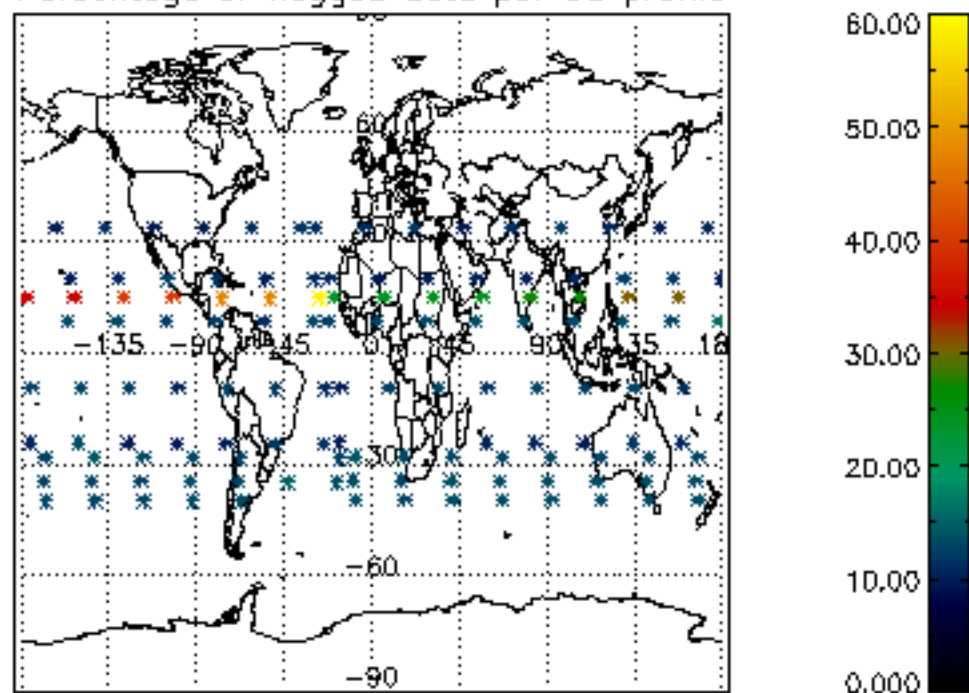




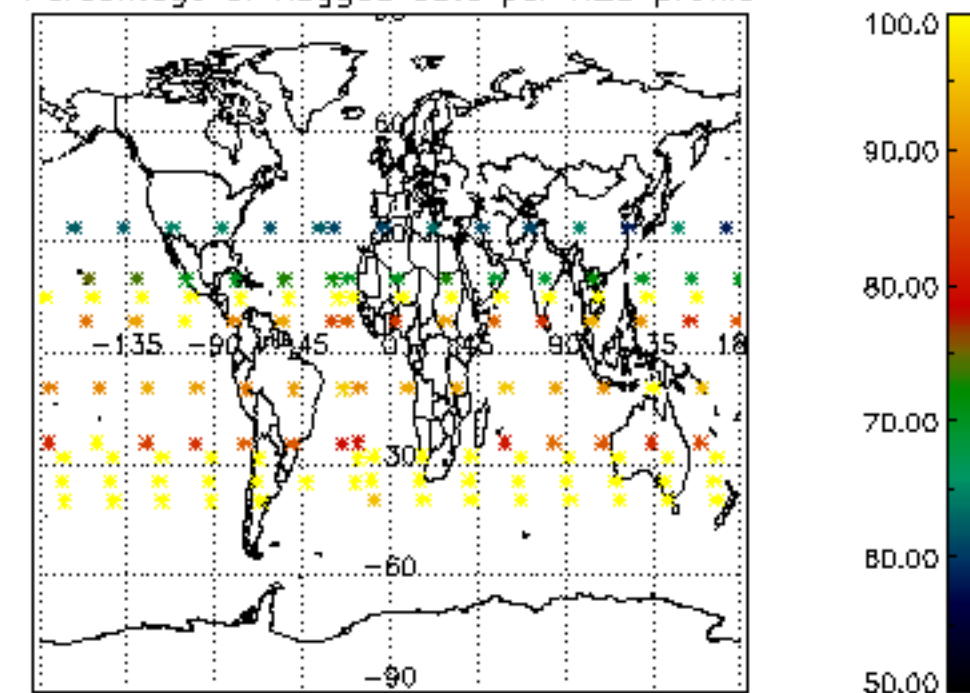




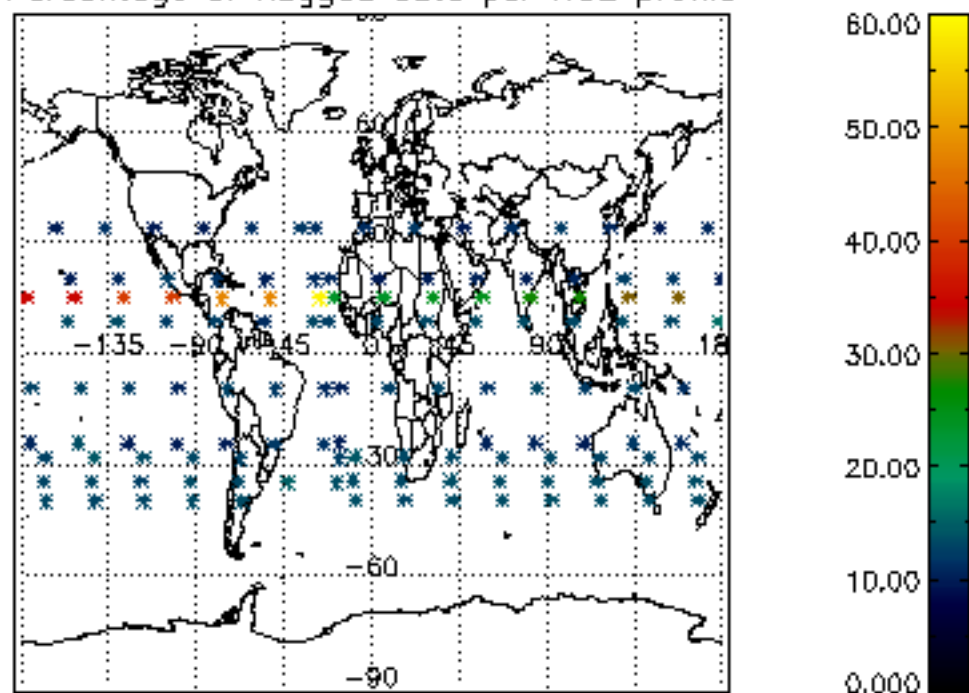
Percentage of flagged data per D3 profile



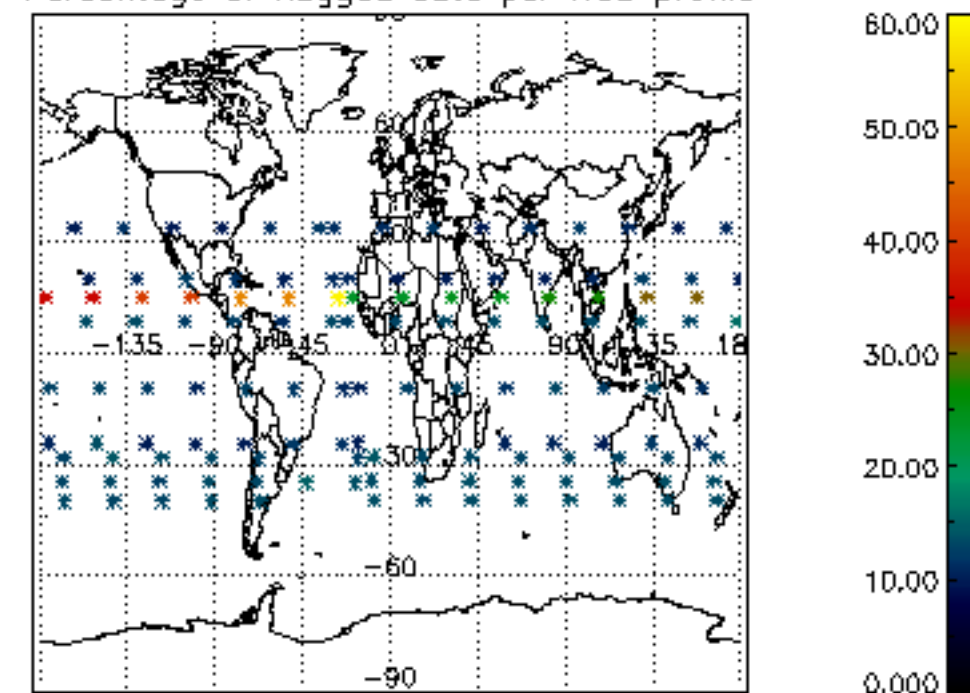
Percentage of flagged data per H2O profile

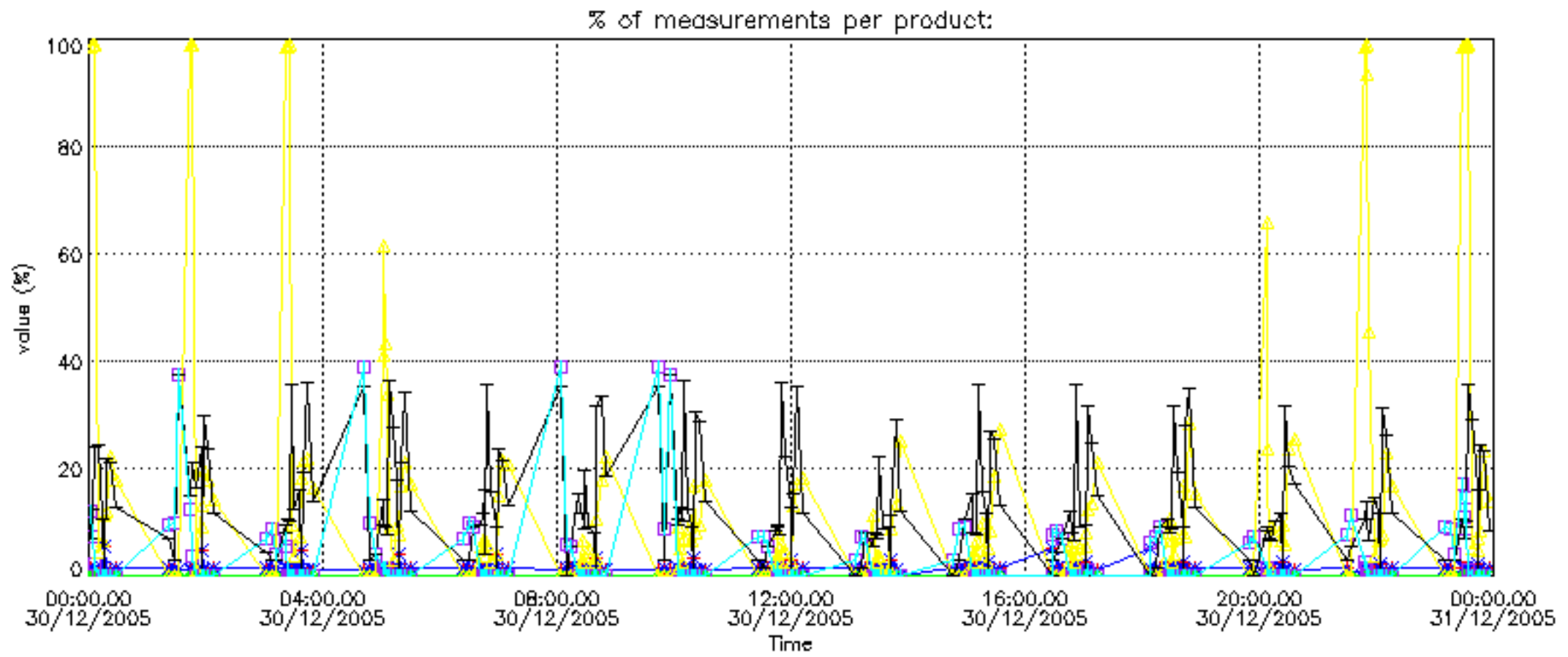


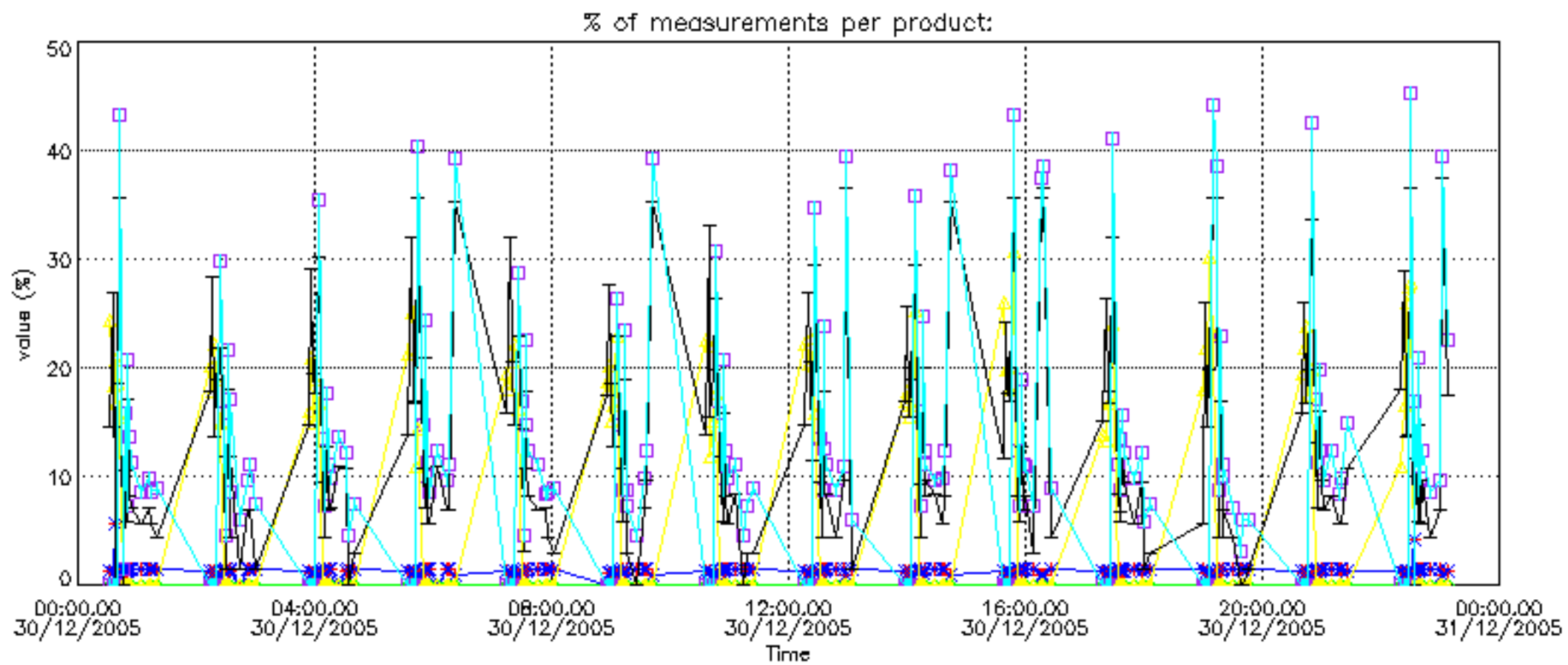
Percentage of flagged data per NO2 profile



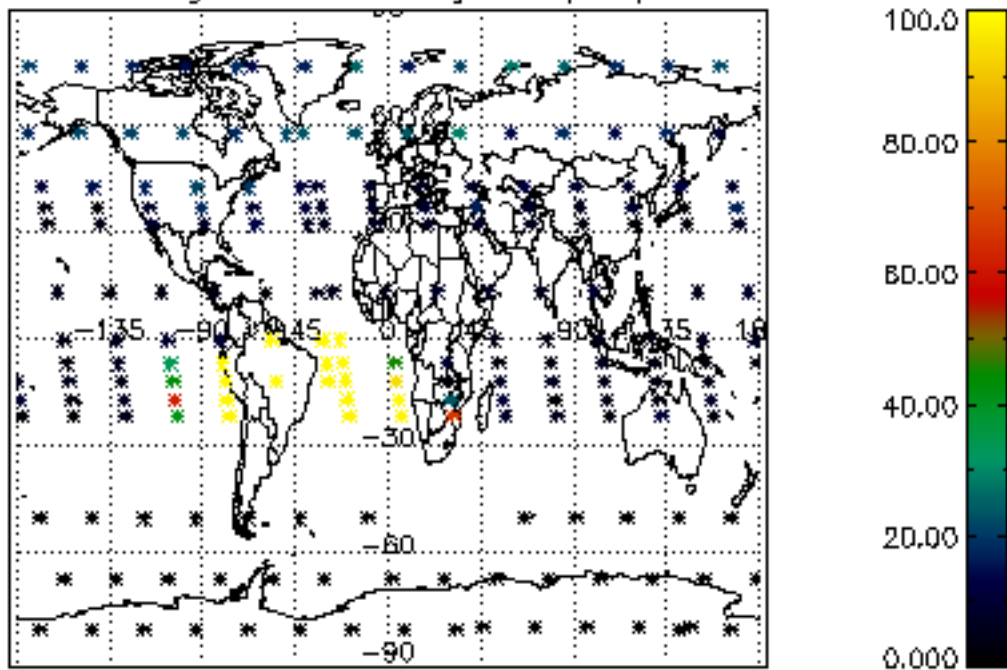
Percentage of flagged data per NO3 profile



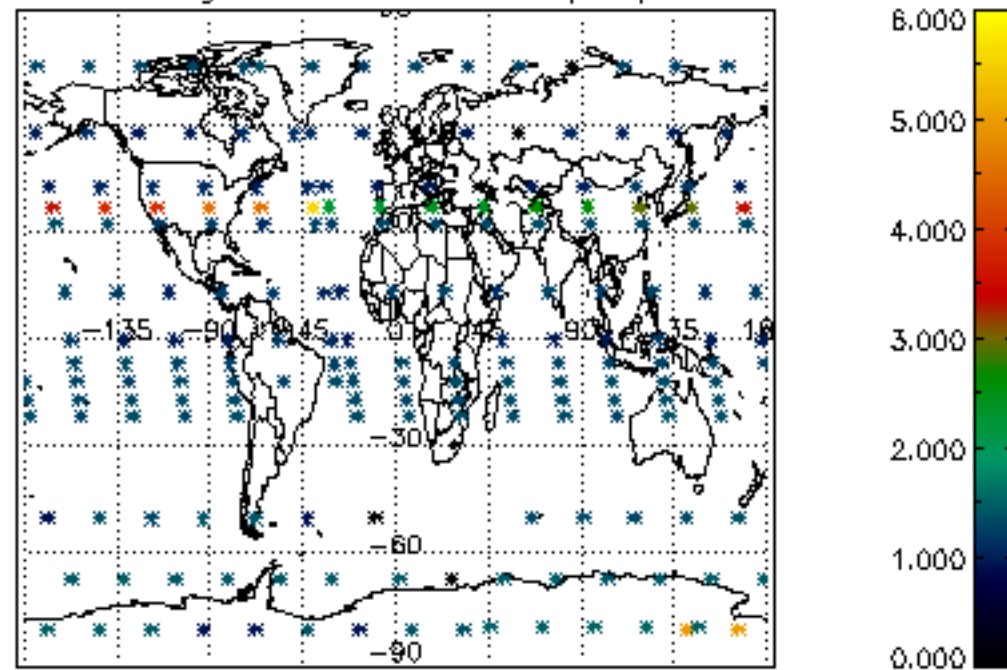




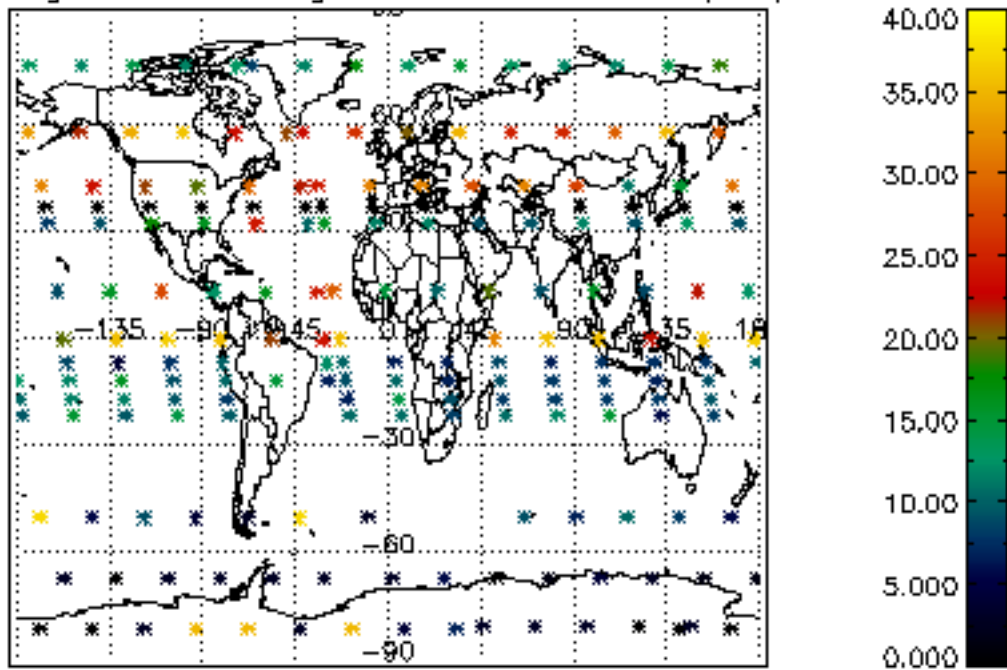
Percentage of cosmic ray hits per profile



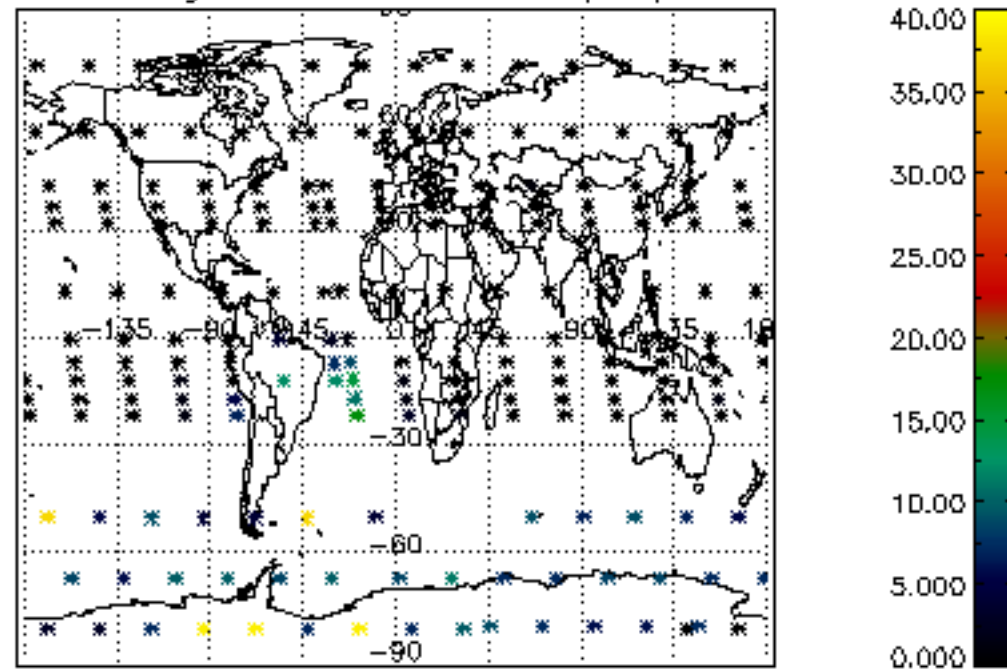
Percentage of datation errors per profile



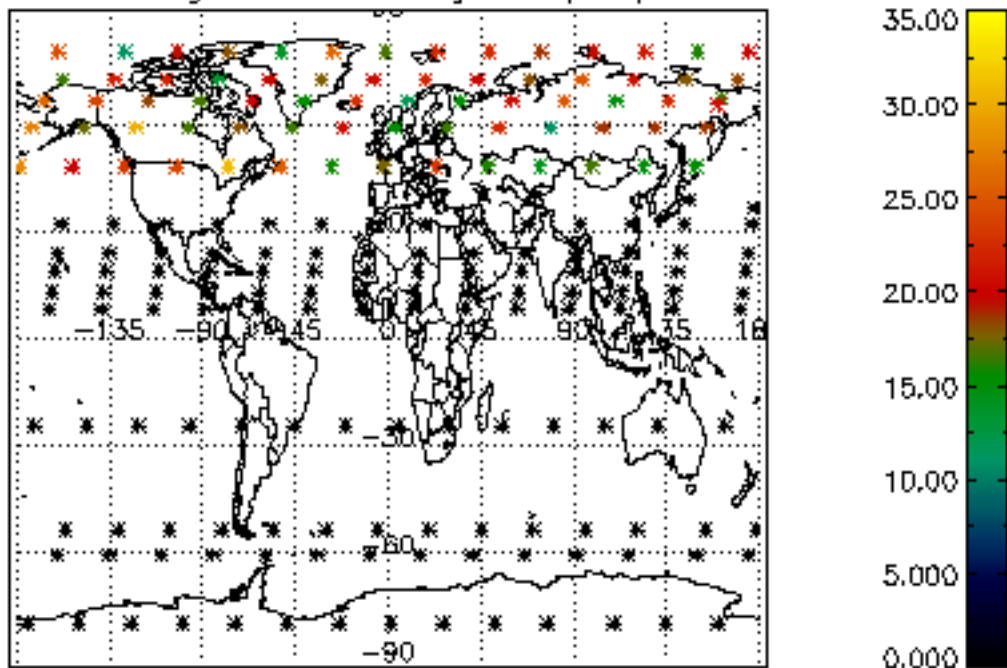
Percentage of star falling outside central band per profile



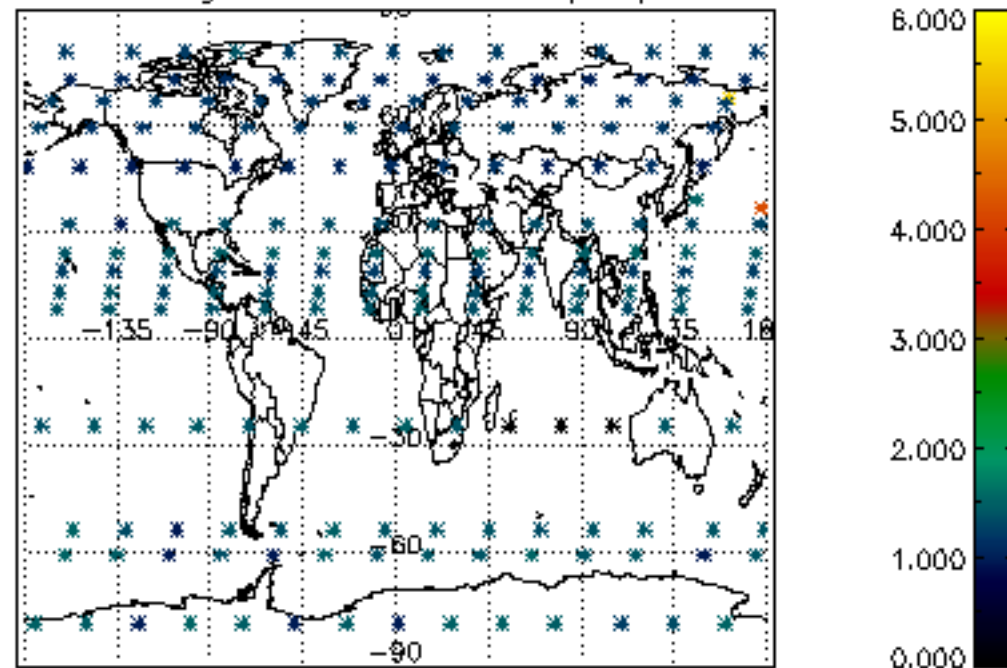
Percentage of saturation errors per profile



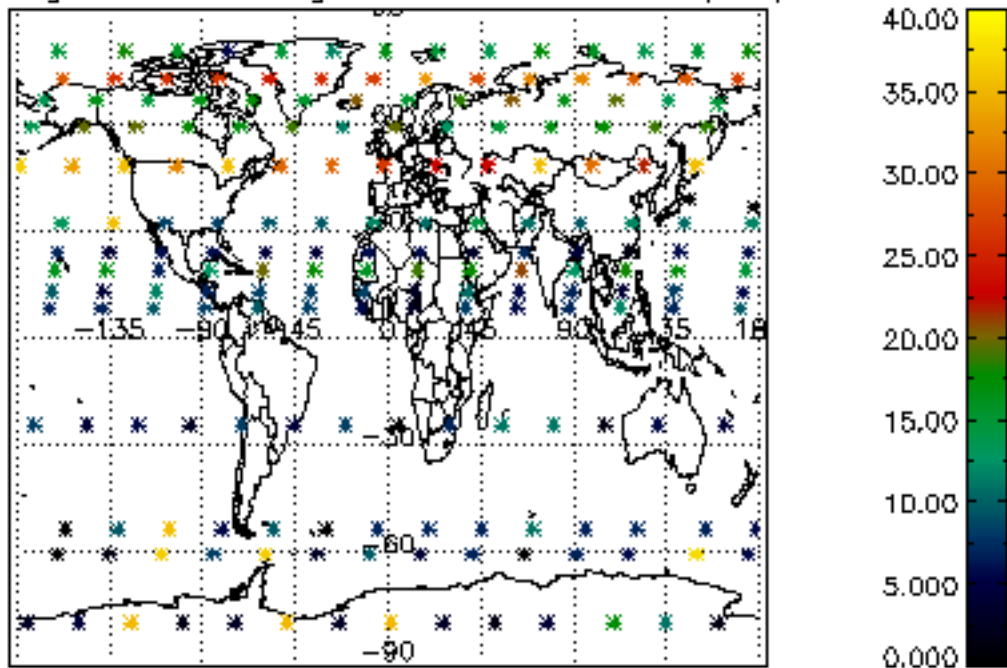
Percentage of cosmic ray hits per profile



Percentage of datation errors per profile



Percentage of star falling outside central band per profile



Percentage of saturation errors per profile

